



Tampa Bay Devil Rays - 2003

| Batter | 1 | 2 | 3 | 4 | 5 | 6 | 7 | 8 | 9 | AB R H RBI BB SO LOB | TOP | | | | | | | | | | | | | | | | | | | | | | | | | | | | | | | | | | |
|--------------|---|---|---|---|---|---|---|---|---|----------------------|--|-----|----|---|---|----|----|----|-----|---|-----|----|----|---|---|-----|------|---------|----|-----|----|---|---|----|----|----|-----|-----|-----|----|----|---|---|-----|------|
| | | | | | | | | | | | Eckerd Tritons @ Tampa Bay Devil Rays Florida Power Park, St. Petersburg, FL Fri Feb 28 2003, 1:05 PM EST livebaseballscorecards.com | | | | | | | | | | | | | | | | | | | | | | | | | | | | | | | | | | |
| | | | | | | | | | | | | | | | | | | | | AB 0 R 0 H 0 RBI 0 BB 0 SO 0 LOB 0 | | | | | | | | | | | | | | | | | | | | | | | | | |
| | | | | | | | | | | | | | | | | | | | |  | | | | | | | | | | | | | | | | | | | | | | | | | |
| Inning Stats | | | | | | | | | | | | | | | | | | | | 1B: 0 SF: 0 WP: 0 PA: 0 2B: 0 SAC: 0 FB: 0 3B: 0 DP: 0 SB: 0 HR: 0 HBP: 0 CS: 0 | | | | | | | | | | | | | | | | | | | | | | | | | |
| PITCHER | | | | | | | | | | IP | | WLS | BF | H | R | ER | SO | BB | IBB | HBP | BLK | WP | HR | S | P | ERA | WHIP | PITCHER | IP | WLS | BF | H | R | ER | SO | BB | IBB | HBP | BLK | WP | HR | S | P | ERA | WHIP |

| Batter | 1 | 2 | 3 | 4 | 5 | 6 | 7 | 8 | 9 | AB R H RBI BB SO LOB | BOTTOM | | | | | | | | | | | | | | | | | | | | | | | | | | | | | | | | | | |
|--------------|---|---|---|---|---|---|---|---|---|----------------------|--|-----|----|---|---|----|----|----|-----|---|-----|----|----|---|---|-----|------|---------|----|-----|----|---|---|----|----|----|-----|-----|-----|----|----|---|---|-----|------|
| | | | | | | | | | | | Eckerd Tritons @ Tampa Bay Devil Rays Florida Power Park, St. Petersburg, FL Fri Feb 28 2003, 1:05 PM EST livebaseballscorecards.com | | | | | | | | | | | | | | | | | | | | | | | | | | | | | | | | | | |
| | | | | | | | | | | | | | | | | | | | | AB 0 R 0 H 0 RBI 0 BB 0 SO 0 LOB 0 | | | | | | | | | | | | | | | | | | | | | | | | | |
| | | | | | | | | | | | | | | | | | | | |  | | | | | | | | | | | | | | | | | | | | | | | | | |
| Inning Stats | | | | | | | | | | | | | | | | | | | | 1B: 0 SF: 0 WP: 0 PA: 0 2B: 0 SAC: 0 FB: 0 3B: 0 DP: 0 SB: 0 HR: 0 HBP: 0 CS: 0 | | | | | | | | | | | | | | | | | | | | | | | | | |
| PITCHER | | | | | | | | | | IP | | WLS | BF | H | R | ER | SO | BB | IBB | HBP | BLK | WP | HR | S | P | ERA | WHIP | PITCHER | IP | WLS | BF | H | R | ER | SO | BB | IBB | HBP | BLK | WP | HR | S | P | ERA | WHIP |

| Batter | 1 | 2 | 3 | 4 | 5 | 6 | 7 | 8 | 9 | AB | R | H | RBI | BB | SO | LOB | TOP |
|--|-------------------------------------|----------------------------------|--------------------------------|---------------------------------|--------------------------------|----------------------------------|--------------------------------|----------------------------------|--------------------------------|---------------------------------|--------------------------------|----------------------------------|--------------------------------|----------------------------------|----------------------------------|------------------------------------|---|
| 18 Johnny Damon, L (1, 8) C X | 1-1 L9 ① | 0-0 B2 ① | | 1-1 G4-3 ③ | | 1-1 P4 ③ | | | 4-1 BB BB | 4 | 0 | 0 | 0 | 1 | 0 | 2 | Boston Red Sox @ Tampa Bay Devil Rays Tropicana Field, St. Petersburg, FL Mon Mar 31 2003, 5:15 PM EST Att: 34,391 - Dome - 72 F AB 36 R 4 H 8 RBI 3 BB 2 SO 6 LOB 19 |
| Todd Walker, L (1, 4) C X OBP: 0.400, SLG: 0.250 | 0-1 E4 1B E | 1-2 G1-3 ② | | | 2-0 HBP 1B G4-3 | | 0-1 G4-3 ① | 4-2 SAFE BB | 4 | 2 | 1 | 0 | 1 | 0 | 1 | | |
| Nomar Garciaparra, R (1, 6) B B C X OBP: 0.400, SLG: 0.400 | 2-1 1B E 2B 1B | 0-3 K ③ | | | 0-0 G4-3 HBP 1B | | 2-0 G5-3 ② | 0-1 F7 ③ | 5 | 1 | 2 | 0 | 0 | 1 | 3 | | |
| Manny Ramirez, R (1, 7) F T B B B C X OBP: 0.250, SLG: 0.250 | 2-2 E5 1B 2B 1-2 2H | | 0-1 FC4-6 1B | | 1-1 P3 | | 1-1 F9 ③ | | 4 | 1 | 1 | 0 | 0 | 0 | 3 | | |
| Kevin Millar, R (1, 3) B H C X Bill Mueller, S (8, 5) | 0-0 2B 1-2 2-3 1B | | 2-3 K ① | | 2-0 G4-3 HBP | | 0-3 K ① | | 3 | 0 | 1 | 0 | 0 | 2 | 1 | | |
| Shea Hilgenbrand, R (1, 5) B B B C X OBP: 0.250, SLG: 0.500 | 3-2 1-3 2-H 3-H 2B | | 0-1 FC4-6 1-2 2-6 | | 0-2 G4-3 ② | | 0-0 F9 ② | | 4 | 0 | 1 | 3 | 0 | 0 | 3 | | |
| Jeremy Giambi, L (1, 10) F C B B B C X OBP: 0.500, SLG: 1.000 | 2-3 K ② | | 1-0 2-6 1-2 | 1-0 G3-1 | 1-2 G3-1 ③ | | 3-3 K ③ | | 4 | 0 | 0 | 0 | 0 | 2 | 4 | | |
| Trot Nixon, L (1, 9) B B C X OBP: 0.500, SLG: 1.000 | 3-2 G5-3 ③ | | | 2-1 P6 ② | | 0-2 G4-3 ① | | 3-1 F8 ① | 4 | 0 | 0 | 0 | 0 | 0 | 2 | | |
| Jason Varitek, S (1, 2) X | | 0-0 2B | | 1-2 2B | | 1-0 G4-3 ② | | 2-3 K ② | 4 | 0 | 2 | 0 | 0 | 1 | 0 | | |
| Inning Stats | R: 3 E: 2 K: 1 S: 20 | H: 3 LOB: 2 BB: 0 P: 33 | R: 0 E: 0 K: 1 S: 8 | H: 1 LOB: 1 BB: 0 P: 9 | R: 0 E: 0 K: 1 S: 7 | H: 1 LOB: 1 BB: 0 P: 10 | R: 1 E: 0 K: 0 S: 10 | H: 2 LOB: 2 BB: 0 P: 16 | R: 0 E: 0 K: 0 S: 6 | H: 0 LOB: 0 BB: 0 P: 8 | R: 0 E: 0 K: 2 S: 7 | H: 0 LOB: 0 BB: 0 P: 10 | R: 0 E: 0 K: 1 S: 11 | H: 0 LOB: 2 BB: 1 P: 24 | 1B: 5 2B: 3 3B: 0 HR: 0 | SF: 0 SAC: 0 DP: 0 HBP: 1 | |
| PITCHER Joe Kennedy, L (1, 1) ERA: 1.29 Seth McClung, R (8, 1) ERA: | IP: 7.0 WLS: 0 BF: 32 P: 2 | H: 8 R: 4 ER: 1 SO: 3 | H: 0 R: 0 ER: 0 SO: 3 | H: 1 R: 0 ER: 0 SO: 3 | H: 1 R: 0 ER: 0 SO: 3 | H: 2 R: 0 ER: 0 SO: 3 | H: 0 R: 0 ER: 0 SO: 3 | H: 0 R: 0 ER: 0 SO: 3 | H: 0 R: 0 ER: 0 SO: 3 | H: 0 R: 0 ER: 0 SO: 3 | H: 0 R: 0 ER: 0 SO: 3 | H: 0 R: 0 ER: 0 SO: 3 | H: 0 R: 0 ER: 0 SO: 3 | H: 0 R: 0 ER: 0 SO: 3 | ERA: 1.29 WHIP: 1.143 | ERA: 0.00 WHIP: 1.000 | |



| Batter | 1 | 2 | 3 | 4 | 5 | 6 | 7 | 8 | 9 | AB | R | H | RBI | BB | SO | LOB | BOTTOM | | |
|--|-------------------------------------|---------------------------------|--------------------------------|----------------------------------|--------------------------------|----------------------------------|--------------------------------|----------------------------------|--------------------------------|----------------------------------|--------------------------------|----------------------------------|--------------------------------|---------------------------------|-------------------------------|----------------------------------|---|----------------------------------|------------------------------------|
| 13 Carl Crawford, L (1, 7) C X OBP: 0.200, SLG: 0.800 | 0-1 G6-3 ① | | 0-0 G1-3 ③ | | | 2-3 K ① | | 0-1 G1-3 ① | 1-2 1-H 2-H HR | 5 | 1 | 1 | 3 | 0 | 1 | 1 | Boston Red Sox @ Tampa Bay Devil Rays Tropicana Field, St. Petersburg, FL Mon Mar 31 2003, 5:15 PM EST Att: 34,391 - Dome - 72 F AB 33 R 6 H 7 RBI 5 BB 2 SO 7 LOB 13 | | |
| 5 Rocco Baldelli, R (1, 8) C B B B C X OBP: 0.250, SLG: 0.500 | 2-3 K ② | | | 0-0 G4-3 2B | | 0-0 G6-3 ② | | 1-1 F8 ② | | 4 | 0 | 1 | 0 | 0 | 1 | 0 | | | |
| Aubrey Huff, L (1, 5) X OBP: 0.250, SLG: 0.250 | 0-0 G4-3 ③ | | | 2-2 F9 ① | | 2-2 1B | | 1-2 L8 ③ | | 4 | 0 | 1 | 0 | 0 | 1 | | | | |
| Travis Lee, L (1, 3) B B C X OBP: 0.250, SLG: 0.250 | | 2-0 G3-1 ① | | 0-0 G4-3 ② | | 3-3 K ③ | | 2-2 HR 1B | | 4 | 1 | 1 | 0 | 0 | 1 | 2 | | | |
| Al Martin, L (1, 10) ERA: Terry Shumpert, R (9, PH) OBP: 1.000, SLG: 4.000 | | 1-3 K ② | | 4-1 HBP | | | 0-2 F8 HBP E 1B | 1-0 HR | | 2 | 1 | 1 | 0 | 0 | 1 | 0 | | | |
| Ben Griewe, L (1, 9) Damian Rolls, R (9, FR) | | 0-0 L4 ③ | | 1-3 K ③ | | | 3-2 E HBP | 1-2 FC6 1B | | 3 | 0 | 1 | 0 | 0 | 1 | 2 | | | |
| Toby Hall, R (1, 2) | | | 1-2 P3 ① | | 0-1 P4 ① | | 0-1 F8 ① | 1-3 SAFE SAFE SAFE K | | 4 | 0 | 0 | 0 | 0 | 1 | 3 | | | |
| Brent Abernathy, R (1, 4) | | | 0-2 F8 ② | | 0-0 G5-3 ② | | 0-1 FC5 G4-6-3 | 0-2 FC6 13 HR | | 4 | 1 | 0 | 0 | 0 | 2 | | | | |
| Rey Ordóñez, R (1, 6) Marlon Anderson, L (9, PH) | | | 4-2 BB | | 2-3 K ③ | | 1-0 G4-6-3 ③ | 4-0 13 HR BB | | 2 | 0 | 0 | 0 | 1 | 1 | 2 | | | |
| Inning Stats | R: 0 E: 0 K: 1 S: 6 | H: 0 LOB: 0 BB: 0 P: 8 | R: 0 E: 0 K: 1 S: 7 | H: 0 LOB: 1 BB: 0 P: 10 | R: 0 E: 0 K: 0 S: 10 | H: 1 LOB: 1 BB: 0 P: 15 | R: 0 E: 0 K: 1 S: 10 | H: 0 LOB: 0 BB: 0 P: 8 | R: 0 E: 0 K: 2 S: 11 | H: 1 LOB: 1 BB: 0 P: 18 | R: 1 E: 1 K: 0 S: 10 | H: 1 LOB: 1 BB: 0 P: 14 | R: 0 E: 0 K: 0 S: 7 | H: 0 LOB: 0 BB: 0 P: 9 | R: 5 E: 0 K: 1 S: 19 | H: 4 LOB: 1 BB: 1 P: 29 | | 1B: 4 2B: 1 3B: 0 HR: 2 | SF: 0 SAC: 0 DP: 1 HBP: 2 |
| PITCHER Pedro Martinez, R (1, 1) ERA: Ramiro Mendoza, R (8, 1) ERA: Alan Embree, L (9, 1) ERA: Chad Fox, R (9, 1) ERA: 27.0 | IP: 7.0 WLS: 0 BF: 27 P: 3 | H: 3 R: 1 ER: 0 SO: 6 | H: 0 R: 0 ER: 0 SO: 6 | H: 0 R: 0 ER: 0 SO: 6 | H: 0 R: 0 ER: 0 SO: 6 | H: 0 R: 0 ER: 0 SO: 6 | H: 0 R: 0 ER: 0 SO: 6 | H: 0 R: 0 ER: 0 SO: 6 | H: 0 R: 0 ER: 0 SO: 6 | H: 0 R: 0 ER: 0 SO: 6 | H: 0 R: 0 ER: 0 SO: 6 | H: 0 R: 0 ER: 0 SO: 6 | H: 0 R: 0 ER: 0 SO: 6 | H: 0 R: 0 ER: 0 SO: 6 | ERA: 0.00 WHIP: 0.571 | ERA: 0.00 WHIP: 0.000 | ERA: ∞ WHIP: ∞ | ERA: 27.00 WHIP: 3.000 | |



| Batter | 1 | 2 | 3 | 4 | 5 | 6 | 7 | 8 | 9 | AB R H RBI BB SO LOB | TOP | | | | | | | | | | | | | |
|--|--|----------------------------------|-------------------------------|----------------------------------|-------------------------------|----------------------------------|-------------------------------|----------------------------------|------------------------------|----------------------------------|------------------------------|----------------------------------|-------------------------------|---|------------------------------|----------------------------------|------------------------------|---------------------------------|----------------------------------|------------------------------------|----------------------------------|--------|--|--|
| Bill Mueller, S (1, 5) | F8 | P4 | | F9 | | K | | K | | 5 0 0 0 0 2 2 | | | | | | | | | | | | | | |
| Todd Walker, L OBP: 0.278, SLG: 0.188 | F9 | | G1-3 2B 1B | E3 FC6-4 | | K | | G6-3 | | 5 1 1 0 0 1 0 | | | | | | | | | | | | | | |
| Nomar Garciaparra, R OBP: 0.333, SLG: 0.375 | FC6-4 BB | | G1-3 | FC6-4 | | P6 | | E5 | | 4 0 0 0 1 0 2 | | | | | | | | | | | | | | |
| Manny Ramirez, R OBP: 0.267, SLG: 0.400 | FC6-4 | | G6-3 | | HR 2B | | K | K | | 5 1 1 0 0 2 3 | | | | | | | | | | | | | | |
| Kevin Millar, R OBP: 0.600, SLG: 1.000 | | | | | G6-3 | | G4-3 | | | 3 2 1 1 1 0 1 | | | | | | | | | | | | | | |
| Trot Nixon, L OBP: 0.273, SLG: 0.111 | | | G5-4-3 3B 1B | 2H 3B 2B | | | | | | 0 0 0 0 0 0 0 | | | | | | | | | | | | | | |
| 34 David Ortiz, L OBP: 0.417, SLG: 0.333 | | | G5-4-3 1-2 BB | 2H 1B 2B | L3 | | | | | 3 1 2 1 1 0 1 | | | | | | | | | | | | | | |
| Shea Hillenbrand, R OBP: 0.439, SLG: 0.417 | | | G5-4-3 1-2 2-3 | 2H 1B | HR BB | | K | | | 3 1 1 1 1 1 3 | | | | | | | | | | | | | | |
| Jason Varitek, S OBP: 0.500, SLG: 1.143 | | | 1B BB | F9 | | HR | | P4 | | 3 1 1 3 1 0 1 | | | | | | | | | | | | | | |
| Damian Jackson, R OBP: 0.333, SLG: 0.333 | | | | | | | | L4 | | 3 0 1 1 0 1 0 | | | | | | | | | | | | | | |
| 18 Johnny Damon, L (8, PH) | | | 1-2 3H 1B | | K | F8 | | | | 1 0 0 0 0 0 0 | | | | | | | | | | | | | | |
| Inning Stats | R: 0 E: 0 K: 0 S: 10 | H: 0 LOB: 1 BB: 1 P: 19 | R: 1 E: 0 K: 0 S: 12 | H: 1 LOB: 3 BB: 3 P: 29 | R: 3 E: 0 K: 0 S: 12 | H: 4 LOB: 1 BB: 0 P: 19 | R: 0 E: 1 K: 1 S: 12 | H: 0 LOB: 1 BB: 0 P: 19 | R: 3 E: 0 K: 0 S: 8 | H: 2 LOB: 0 BB: 1 P: 17 | R: 0 E: 0 K: 2 S: 7 | H: 0 LOB: 0 BB: 0 P: 11 | R: 0 E: 1 K: 2 S: 11 | H: 1 LOB: 1 BB: 0 P: 15 | R: 0 E: 0 K: 1 S: 8 | H: 0 LOB: 0 BB: 0 P: 15 | R: 0 E: 1 K: 1 S: 6 | H: 0 LOB: 0 BB: 0 P: 6 | 1B: 4 2B: 3 3B: 0 HR: 1 | SF: 0 SAC: 0 DP: 1 HBP: 0 | WP: 0 PB: 0 SB: 0 CS: 1 | PA: 40 | | |
| PITCHER | IP WLS BF H R ER SO BB IBB HBP BLK WP HR S P ERA WHIP | | | | | | | | | | | | PITCHER | IP WLS BF H R ER SO BB IBB HBP BLK WP HR S P ERA WHIP | | | | | | | | | | |
| Jim Parque, L ERA: 12.6 | (1, 1) 5.0 L 27 7 7 7 1 5 0 0 0 0 0 1 54 103 12.60 2.400 | | | | | | | | | | | | | | | | | | | | | | | |
| Travis Harper, R ERA: | (6, 1) 4.0 13 1 0 0 6 0 0 0 0 0 0 0 32 47 0.00 0.250 | | | | | | | | | | | | | | | | | | | | | | | |

Boston Red Sox @ Tampa Bay Devil Rays
Tropicana Field, St. Petersburg, FL
Wed Apr 02 2003, 7:15 PM EST
Att: 10,058 - Dome - 72 F

- AB 35
- R 7
- H 8
- RBI 7
- BB 5
- SO 7
- LOB 13




| Batter | 1 | 2 | 3 | 4 | 5 | 6 | 7 | 8 | 9 | AB R H RBI BB SO LOB | BOTTOM | | | | | | | | | | | | | |
|---|--|----------------------------------|------------------------------|---------------------------------|------------------------------|---------------------------------|------------------------------|----------------------------------|-------------------------------|----------------------------------|------------------------------|---------------------------------|------------------------------|---|------------------------------|----------------------------------|------------------------------|----------------------------------|----------------------------------|------------------------------------|----------------------------------|--------|--|--|
| 13 Carl Crawford, L OBP: 0.368, SLG: 0.500 | G5-3 | | | | G6-3 HR | | E1 F8 5 S | | F7 | 5 2 2 0 0 0 1 | | | | | | | | | | | | | | |
| 5 Rocco Baldelli, R OBP: 0.294, SLG: 0.353 | G3-1 WP | L4 | | | G6-3 | | F8 | | | 4 1 1 1 0 0 2 | | | | | | | | | | | | | | |
| Aubrey Huff, L OBP: 0.294, SLG: 0.467 | G3-1 | | G6-3 | | HR | | G6-3 | | | 4 1 1 2 0 0 2 | | | | | | | | | | | | | | |
| Travis Lee, L OBP: 0.353, SLG: 0.533 | WP 1B BB | | | FC4-6 1B | G6-3 | | L3 | | | 3 1 1 0 1 0 0 | | | | | | | | | | | | | | |
| Al Martin, L OBP: 0.417, SLG: 0.400 | K | | FC4-6 1-2 FC4-6 | | F7 | | F9 | | | 4 0 0 0 0 1 2 | | | | | | | | | | | | | | |
| Ben Griever, L OBP: 0.384, SLG: 0.125 | 1B BB | | FC4-6 1-2 | | G3 | | G1-3 | | | 3 0 0 0 1 0 1 | | | | | | | | | | | | | | |
| Marlon Anderson, L OBP: 0.400, SLG: 0.250 | F8 | | | F8 | | F8 | | | | 4 0 2 1 0 0 0 | | | | | | | | | | | | | | |
| Javier Valentin, S | K | | | P6 | | K | | | F7 | 4 0 0 0 0 2 3 | | | | | | | | | | | | | | |
| Rey Ordonez, R OBP: 0.286, SLG: 0.538 | | G6-3 | | | G1-3 | | G4-3 | | | 3 0 0 0 0 0 0 | | | | | | | | | | | | | | |
| Damian Rolis, R (9, PH) | | | | | | | | K | | 1 0 0 0 0 1 1 | | | | | | | | | | | | | | |
| Inning Stats | R: 3 E: 0 K: 2 S: 16 | H: 3 LOB: 2 BB: 2 P: 33 | R: 0 E: 0 K: 0 S: 4 | H: 0 LOB: 0 BB: 0 P: 7 | R: 0 E: 0 K: 0 S: 5 | H: 1 LOB: 1 BB: 0 P: 7 | R: 0 E: 0 K: 0 S: 6 | H: 0 LOB: 0 BB: 0 P: 11 | R: 2 E: 0 K: 0 S: 11 | H: 2 LOB: 0 BB: 0 P: 16 | R: 0 E: 0 K: 1 S: 6 | H: 0 LOB: 0 BB: 0 P: 8 | R: 0 E: 1 K: 0 S: 7 | H: 0 LOB: 1 BB: 0 P: 10 | R: 0 E: 0 K: 0 S: 6 | H: 0 LOB: 0 BB: 0 P: 10 | R: 0 E: 0 K: 1 S: 8 | H: 1 LOB: 1 BB: 0 P: 12 | 1B: 6 2B: 0 3B: 0 HR: 1 | SF: 0 SAC: 0 DP: 0 HBP: 0 | WP: 1 PB: 0 SB: 3 CS: 0 | PA: 37 | | |
| PITCHER | IP WLS BF H R ER SO BB IBB HBP BLK WP HR S P ERA WHIP | | | | | | | | | | | | PITCHER | IP WLS BF H R ER SO BB IBB HBP BLK WP HR S P ERA WHIP | | | | | | | | | | |
| Derek Lowe, R ERA: 7.5 | (1, 1) 6.0 W 26 6 5 5 3 2 0 0 0 0 0 1 48 82 7.50 1.333 | | | | | | | | | | | | | | | | | | | | | | | |
| 50 Mike Timlin, R ERA: 2.25 | (7, 1) 2.0 H 7 0 0 0 0 0 0 0 0 0 0 0 13 20 0.00 0.000 | | | | | | | | | | | | | | | | | | | | | | | |
| Chad Fox, R ERA: 10.8 | (9, 1) 1.0 S 4 1 0 0 1 0 0 0 0 0 0 0 8 12 0.00 1.000 | | | | | | | | | | | | | | | | | | | | | | | |


Boston Red Sox @ Tampa Bay Devil Rays
Tropicana Field, St. Petersburg, FL
Wed Apr 02 2003, 7:15 PM EST
Att: 10,058 - Dome - 72 F

- AB 35
- R 5
- H 7
- RBI 4
- BB 2
- SO 4
- LOB 12



| Batter | 1 | 2 | 3 | 4 | 5 | 6 | 7 | 8 | 9 | AB R H RBI BB SO LOB | TOP | | | | | | | | | | | |
|---|---|----------------------------------|------------------------------|----------------------------------|-------------------------------|----------------------------------|-------------------------------|----------------------------------|--------------------------------|----------------------------------|---|----------------------------------|-------------------------------|----------------------------------|-------------------------------|----------------------------------|-------------------------------|----------------------------------|----------------------------------|------------------------------------|----------------------------------|--------|
| 18 Johnny Damon, L OBP: 0.300, SLG: 0.294 | 3-2 G3 | | 1-2 L5 | 0-0 1B 1-2 1B | | 4-1 2B 2B BB | 1-3 K | | 1-1 SF9 | 4 2 1 1 1 1 2 | Boston Red Sox @ Tampa Bay Devil Rays Tropicana Field, St. Petersburg, FL Thu Apr 03 2003, 2:15 PM EST Att: 12,110 - Dome - 72 F livebaseballscorecards.com | | | | | | | | | | | |
| Bill Mueller, S OBP: 0.250, SLG: 0.417 | 0-2 G4-3 | | 1-0 WP 2B | 0-0 1B 1-2 2-3 1B | | 0-1 2B 2B | 2-2 G3-1 | | 1-1 G6-3 | 6 2 3 2 0 0 1 | | | | | | | | | | | | |
| Nomar Garciaparra, R OBP: 0.391, SLG: 0.550 | 2-2 | | 1-3 K 1B | 2-1 G5-4-3 1B | | 0-1 G5-3 | | 0-0 HR | 0-3 K | 4 2 2 3 0 1 2 1 0 0 0 0 1 0 | | | | | | | | | | | | |
| Damian Jackson, R OBP: 0.250, SLG: 0.250 | | | | | | | | | | | | | | | | | | | | | | |
| Manny Ramirez, R OBP: 0.350, SLG: 0.389 | 0-0 F8 | | 1-1 1B 1-2 1B | 0-0 G5-4-3 | | 4-0 2B SF9 IBB | | 4-2 BB | | 3 2 1 0 2 0 3 | | | | | | | | | | | | |
| Kevin Millar, R OBP: 0.600, SLG: 1.167 | | 0-0 F8 | 2-2 WP 1B | 0-0 HR | | 2-1 SF9 2B | | 2-2 F7 | | 5 2 3 4 0 0 1 | | | | | | | | | | | | |
| Shea Hillenbrand, R OBP: 0.351, SLG: 0.375 | | 3-1 G6-3 | 1-2 1H 1B | 1-1 G3-1 | | 0-1 SF9 | | 2-0 P2 | | 4 0 1 3 0 0 1 | | | | | | | | | | | | |
| Jeremy Giambi, L OBP: 0.176, SLG: 0.267 | | 3-3 K | 0-0 P6 | 2-3 K | | 2-3 K | | 2-0 F8 | | 5 0 0 0 0 3 3 | | | | | | | | | | | | |
| Trot Nixon, L OBP: 0.313, SLG: 0.286 | | | 2-2 F8 | 1-3 K | | 2-2 2B | | 1-2 G3-1 | | 5 1 2 0 0 1 0 | | | | | | | | | | | | |
| Jason Varitek, S OBP: 0.615, SLG: 1.182 | | | 1-1 2B 2B | 4-2 1B 18 1B BB | | 1-0 G4-3 | | 2-1 1B | 2-1 18 SF9 G6-3 2B | 4 3 3 0 1 0 1 | | | | | | | | | | | | |
| Inning Stats | R: 0 E: 0 K: 0 S: 11 | H: 0 LOB: 1 BB: 0 P: 16 | R: 0 E: 0 K: 1 S: 6 | H: 0 LOB: 0 BB: 0 P: 12 | R: 5 E: 1 K: 1 S: 26 | H: 5 LOB: 1 BB: 0 P: 36 | R: 2 E: 0 K: 1 S: 10 | H: 3 LOB: 1 BB: 1 P: 19 | R: 1 E: 0 K: 1 S: 10 | H: 2 LOB: 1 BB: 0 P: 16 | R: 3 E: 0 K: 1 S: 13 | H: 2 LOB: 1 BB: 2 P: 24 | R: 0 E: 0 K: 1 S: 16 | H: 1 LOB: 1 BB: 0 P: 22 | R: 1 E: 0 K: 0 S: 8 | H: 1 LOB: 1 BB: 1 P: 18 | R: 2 E: 0 K: 1 S: 14 | H: 2 LOB: 0 BB: 0 P: 19 | 1B: 8 2B: 6 3B: 0 HR: 2 | SF: 2 SAC: 0 DP: 1 HBP: 1 | WP: 2 PB: 0 SB: 0 CS: 0 | PA: 48 |
| PITCHER | IP WLS BF H R ER SO BB IBB HBP BLK WP HR S P ERA WHIP | PITCHER | | | | | | | | | | | | | | | | | | | ERA WHIP | |
| Nick Bierbrodt, L ERA: 15.75 | (1, 1) 4.0 L 22 8 7 7 3 1 0 1 0 2 0 53 83 15.75 2.250 | | | | | | | | | | | | | | | | | | | | | |
| Jorge Sosa, R ERA: 9.64 | (5, 1) 1.2 11 4 4 4 1 1 1 0 0 0 1 19 35 21.60 3.000 | | | | | | | | | | | | | | | | | | | | | |
| Mike Venafrò, L ERA: 9.64 | (6, 1) 1.1 5 1 0 0 2 0 0 0 0 0 0 10 27 0.00 0.750 | | | | | | | | | | | | | | | | | | | | | |
| Seth McClung, R ERA: 3.0 | (8, 1) 1.0 5 1 1 1 0 1 0 0 0 0 1 8 18 9.00 2.000 | | | | | | | | | | | | | | | | | | | | | |
| Bobby Seay, L ERA: 13.5 | (9, 1) 1.0 5 2 2 2 1 0 0 0 0 0 0 14 19 18.00 2.000 | | | | | | | | | | | | | | | | | | | | | |
| Batter | 1 | 2 | 3 | 4 | 5 | 6 | 7 | 8 | 9 | AB R H RBI BB SO LOB | BOTTOM | | | | | | | | | | | |
| 13 Carl Crawford, L OBP: 0.375, SLG: 0.478 | 1-3 K | | 1-2 1B | 3-3 K | | 0-0 FC6-4 | | 0-2 1B | | 5 0 2 1 0 2 4 | Boston Red Sox @ Tampa Bay Devil Rays Tropicana Field, St. Petersburg, FL Thu Apr 03 2003, 2:15 PM EST Att: 12,110 - Dome - 72 F livebaseballscorecards.com | | | | | | | | | | | |
| 5 Rocco Baldelli, R OBP: 0.318, SLG: 0.455 | 0-1 3B | | 0-3 K | | 1-1 G6-3 | | 1-2 FC1-6 1B | 0-3 K | | 5 0 2 0 0 2 4 | | | | | | | | | | | | |
| Aubrey Huff, L OBP: 0.227, SLG: 0.350 | 1-3 K2-3 | | 3-3 K | | 1-3 K | | 0-0 FC1-6 | | 1-1 G6-3 | 5 0 0 0 0 3 4 | | | | | | | | | | | | |
| Terry Shumpert, R OBP: 0.400, SLG: 1.000 | 2-3 K | | 4-0 WP 1B BB | | 1-2 G6-3 | | 0-0 F7 | | 0-1 DI 1B | 2 1 0 0 1 1 1 2 0 1 0 0 0 1 | | | | | | | | | | | | |
| Al Martin, L OBP: 0.429, SLG: 0.417 | | | | | | | | | | | | | | | | | | | | | | |
| Travis Lee, L OBP: 0.364, SLG: 0.500 | | 3-3 K | 1-2 WP 1B 1B | | 1-0 G3 SF8 1B | | 0-0 P6 | | 3-2 F8 | 5 2 2 0 0 1 2 | | | | | | | | | | | | |
| Damion Easley, R | | 0-0 P3 | 0-1 F9 | | 4-1 FC6-4 G3 BB | | 0-0 G5-3 | | 1-1 L4 | 4 0 0 0 1 0 3 | | | | | | | | | | | | |
| Ben Grieve, L OBP: 0.333, SLG: 0.091 | | 0-0 P1 | 0-0 F8 | | 1-1 G3 | | 4-1 1B BB | | | 3 1 0 0 1 0 4 | | | | | | | | | | | | |
| Toby Hall, R OBP: 0.438, SLG: 0.643 | | | 3-1 HR | 4-0 1B BB | | 4-1 FC6-4 BB | | 0-1 1B | 1-2 1B | 2 1 2 1 2 0 0 | | | | | | | | | | | | |
| Rey Ordonez, R OBP: 0.333, SLG: 0.563 | | | 1-1 CS 1B | 0-2 1B | | 1-1 SF8 | | 2-1 F9 | | 3 0 2 3 0 0 2 | | | | | | | | | | | | |
| Inning Stats | R: 0 E: 0 K: 3 S: 13 | H: 1 LOB: 1 BB: 0 P: 17 | R: 0 E: 0 K: 1 S: 5 | H: 0 LOB: 0 BB: 0 P: 8 | R: 1 E: 0 K: 2 S: 13 | H: 3 LOB: 0 BB: 0 P: 21 | R: 2 E: 0 K: 1 S: 13 | H: 2 LOB: 2 BB: 2 P: 25 | R: 0 E: 0 K: 1 S: 9 | H: 0 LOB: 0 BB: 0 P: 12 | R: 1 E: 0 K: 0 S: 8 | H: 1 LOB: 2 BB: 2 P: 19 | R: 0 E: 0 K: 0 S: 8 | H: 1 LOB: 1 BB: 0 P: 9 | R: 1 E: 0 K: 1 S: 12 | H: 2 LOB: 2 BB: 1 P: 18 | R: 0 E: 0 K: 0 S: 9 | H: 1 LOB: 1 BB: 0 P: 14 | 1B: 9 2B: 1 3B: 1 HR: 1 | SF: 1 SAC: 0 DP: 1 HBP: 0 | WP: 1 PB: 0 SB: 0 CS: 1 | PA: 42 |
| PITCHER | IP WLS BF H R ER SO BB IBB HBP BLK WP HR S P ERA WHIP | PITCHER | | | | | | | | | | | | | | | | | | | ERA WHIP | |
| Casey Fossum, L ERA: 5.4 | (1, 1) 5.0 W 22 6 3 3 8 2 0 0 0 0 0 1 53 83 5.40 1.600 | | | | | | | | | | | | | | | | | | | | | |
| Brandon Lyon, R ERA: 1.6 | (6, 1) 2.0 10 2 1 1 0 2 0 0 0 0 0 0 16 28 4.50 2.000 | | | | | | | | | | | | | | | | | | | | | |
| Bob Howry, R ERA: 11.57 | (8, 1) 2.0 10 3 1 1 1 1 0 0 0 0 0 0 21 32 4.50 2.000 | | | | | | | | | | | | | | | | | | | | | |

| Batter | 1 | 2 | 3 | 4 | 5 | 6 | 7 | 8 | 9 | AB R H RBI BB SO LOB | TOP | | | | | | | | | | | | | | |
|---|---|----------------------------------|------------------------------|----------------------------------|------------------------------|----------------------------------|-------------------------------|----------------------------------|------------------------------|----------------------------------|--|----------------------------------|------------------------------|----------------------------------|-------------------------------|----------------------------------|-------------------------------|----------------------------------|----------------------------------|------------------------------------|-------------------------|--------|---|-----|----|
| Alfonso Soriano, R OBP: 0.491, SLG: 0.880 | 1-2 SF7 3B | | 2-3 K | | | 0-0 1-2 G4-3 1B | 4-0 IBB | 2-2 L3 | | 4 1 2 0 1 1 2 | <p>New York Yankees @ Tampa Bay Devil Rays Tropicana Field, St. Petersburg, FL Sat Apr 05 2003, 6:15 PM EST Att: 20,096 - Dome - 72 F</p> <p>livebaseballscores.com</p> <table border="0"> <tr><td>AB</td><td>38</td></tr> <tr><td>R</td><td>5</td></tr> <tr><td>H</td><td>11</td></tr> <tr><td>RBI</td><td>5</td></tr> <tr><td>BB</td><td>3</td></tr> <tr><td>SO</td><td>4</td></tr> <tr><td>LOB</td><td>20</td></tr> </table>  | AB | 38 | R | 5 | H | 11 | RBI | 5 | BB | 3 | SO | 4 | LOB | 20 |
| AB | 38 | | | | | | | | | | | | | | | | | | | | | | | | |
| R | 5 | | | | | | | | | | | | | | | | | | | | | | | | |
| H | 11 | | | | | | | | | | | | | | | | | | | | | | | | |
| RBI | 5 | | | | | | | | | | | | | | | | | | | | | | | | |
| BB | 3 | | | | | | | | | | | | | | | | | | | | | | | | |
| SO | 4 | | | | | | | | | | | | | | | | | | | | | | | | |
| LOB | 20 | | | | | | | | | | | | | | | | | | | | | | | | |
| Todd Zeile, R OBP: 0.273, SLG: 0.800 | 0-2 SF7 | | 3-1 F9 | | 3-2 G4-3 | 0-1 L6 | | 2-2 P3 | 4 0 0 1 0 0 5 | | | | | | | | | | | | | | | | |
| 25 Jason Giambi, L OBP: 0.370, SLG: 0.636 | 0-3 K | | | 0-3 K | | 4-0 3B BB | 0-0 F8 | 2-1 E6 FC4-6 | 4 1 0 0 1 2 0 | | | | | | | | | | | | | | | | |
| Bernie Williams, S OBP: 0.519, SLG: 0.739 | 3-1 F9 | | | 0-0 G3-1 | | 0-0 55 1B 3B | 2-2 G6-3 | 0-1 FC4-6 55 BB | 5 1 1 1 0 0 1 | | | | | | | | | | | | | | | | |
| 55 Hideki Matsui, L OBP: 0.346, SLG: 0.391 | | 1-0 G1-3 | | 3-2 1B | | 1-1 20 1B 1B | 3-2 G1-3 | 4-2 1-2 BB | 4 1 2 1 1 0 0 | | | | | | | | | | | | | | | | |
| 20 Jorge Posada, S OBP: 0.380, SLG: 0.667 | | 0-0 G4-3 | | 1-0 P3 | | 3-0 E6 1B | | 0-1 L7 | 5 0 1 0 0 0 4 | | | | | | | | | | | | | | | | |
| Raul Mondesi, R OBP: 0.455, SLG: 0.700 | | 3-2 3B | | | 2-0 1B 2B | 3-2 L8 | | 3-2 L5 | 4 1 2 0 0 0 3 | | | | | | | | | | | | | | | | |
| Bubba Trammell, R OBP: 0.125, SLG: 0.125 | | 0-0 P3 | | | 1-0 P4 | 0-0 G4-3 1B | | 2-3 K | 4 0 1 1 0 1 3 | | | | | | | | | | | | | | | | |
| Erick Almonte, R OBP: 0.429, SLG: 0.615 | | | 0-2 G6-3 | | 1-1 1B | 0-0 G4-3 1B | | 2-0 1B | 4 0 2 1 0 0 2 | | | | | | | | | | | | | | | | |
| Inning Stats | R: 1 E: 0 K: 1 S: 12 | H: 1 LOB: 0 BB: 0 P: 16 | R: 0 E: 0 K: 0 S: 6 | H: 1 LOB: 1 BB: 0 P: 10 | R: 0 E: 0 K: 1 S: 8 | H: 0 LOB: 0 BB: 0 P: 13 | R: 0 E: 0 K: 1 S: 10 | H: 1 LOB: 1 BB: 0 P: 13 | R: 1 E: 0 K: 0 S: 8 | H: 3 LOB: 1 BB: 0 P: 15 | R: 3 E: 1 K: 0 S: 11 | H: 3 LOB: 3 BB: 2 P: 25 | R: 0 E: 0 K: 0 S: 8 | H: 0 LOB: 0 BB: 0 P: 13 | R: 0 E: 0 K: 1 S: 12 | H: 2 LOB: 2 BB: 0 P: 22 | R: 0 E: 1 K: 0 S: 11 | H: 0 LOB: 2 BB: 1 P: 19 | 1B: 7 2B: 1 3B: 3 HR: 0 | SF: 1 SAC: 0 DP: 1 HBP: 0 | WP: 0 SB: 0 CS: 0 | PA: 42 | | | |
| PITCHER | IP WLS BF H R ER SO BB IBB HBP BLK WP HR S P ERA WHIP | | | | | | | | | | | | | | | | | | | | | | | | |
| Joe Kennedy, L ERA: 3.65 | (1, 1) 5.1 26 9 5 4 3 1 0 0 0 0 0 0 52 85 6.75 1.875 | | | | | | | | | | | | | | | | | | | | | | | | |
| Travis Harper, R ERA: | (6, 1) 0.2 3 0 0 0 0 0 0 1 0 0 0 0 3 7 0.00 0.000 | | | | | | | | | | | | | | | | | | | | | | | | |
| Bobby Seay, L ERA: 7.36 | (7, 1) 1.2 6 1 0 0 1 0 0 0 0 0 0 0 15 26 0.00 0.600 | | | | | | | | | | | | | | | | | | | | | | | | |
| Lance Carter, R ERA: | (8, 1) 1.1 W 7 1 0 0 0 1 0 0 0 0 0 0 16 28 0.00 1.500 | | | | | | | | | | | | | | | | | | | | | | | | |

| Batter | 1 | 2 | 3 | 4 | 5 | 6 | 7 | 8 | 9 | AB R H RBI BB SO LOB | BOTTOM | | | | | | | | | | | | | | |
|---|---|----------------------------------|------------------------------|----------------------------------|-------------------------------|----------------------------------|------------------------------|---------------------------------|-------------------------------|----------------------------------|---|----------------------------------|-------------------------------|----------------------------------|-------------------------------|----------------------------------|------------------------------|----------------------------------|----------------------------------|------------------------------------|-------------------------|--------|---|-----|---|
| 13 Carl Crawford, L OBP: 0.382, SLG: 0.455 | 1-3 K | 2-2 G4-3 | | | 0-2 5 1B 2B | | 2-2 5 1B | | 2-2 5 2B 1B | 5 2 3 0 0 1 0 | <p>New York Yankees @ Tampa Bay Devil Rays Tropicana Field, St. Petersburg, FL Sat Apr 05 2003, 6:15 PM EST Att: 20,096 - Dome - 72 F</p> <p>livebaseballscores.com</p> <table border="0"> <tr><td>AB</td><td>35</td></tr> <tr><td>R</td><td>6</td></tr> <tr><td>H</td><td>14</td></tr> <tr><td>RBI</td><td>6</td></tr> <tr><td>BB</td><td>3</td></tr> <tr><td>SO</td><td>6</td></tr> <tr><td>LOB</td><td>9</td></tr> </table>  | AB | 35 | R | 6 | H | 14 | RBI | 6 | BB | 3 | SO | 6 | LOB | 9 |
| AB | 35 | | | | | | | | | | | | | | | | | | | | | | | | |
| R | 6 | | | | | | | | | | | | | | | | | | | | | | | | |
| H | 14 | | | | | | | | | | | | | | | | | | | | | | | | |
| RBI | 6 | | | | | | | | | | | | | | | | | | | | | | | | |
| BB | 3 | | | | | | | | | | | | | | | | | | | | | | | | |
| SO | 6 | | | | | | | | | | | | | | | | | | | | | | | | |
| LOB | 9 | | | | | | | | | | | | | | | | | | | | | | | | |
| 5 Rocco Baldelli, R OBP: 0.355, SLG: 0.484 | 1-1 G1-3 | 1-1 L8 | | | 1-1 2B 1B | 3-3 K | | 1-0 1B 2B | 5 0 2 0 0 1 1 | | | | | | | | | | | | | | | | |
| Aubrey Huff, L OBP: 0.290, SLG: 0.429 | 1-2 2B | | 1-0 F7 | | 0-0 1-1 3-H 2B | | 3-3 K | 4-0 1B IBB | 4 1 2 1 1 1 0 | | | | | | | | | | | | | | | | |
| Al Martin, L OBP: 0.526, SLG: 0.467 | 2-1 2B 1B HBP | | 2-1 CS 1B | | 3-2 F9 | | 4-2 2B SF8 BB | 0-0 1-2 2-3 3-H 1B | 3 2 2 1 1 0 1 | | | | | | | | | | | | | | | | |
| Travis Lee, L OBP: 0.400, SLG: 0.607 | 1-0 1B | | 2-2 F8 | | 3-1 G3-6-1 1B | | 0-1 SF8 1B 2B | | 4 1 3 1 0 0 1 | | | | | | | | | | | | | | | | |
| Ben Griever, L OBP: 0.304, SLG: 0.063 | 4-1 1B | | 2-2 CS | 1-3 K | | 2-3 K | | 1-2 SF8 | 2 0 0 1 1 2 1 | | | | | | | | | | | | | | | | |
| Damian Rolls, R OBP: 0.385, SLG: 0.273 | | | 1-2 BB | | | | | 2-3 3-H | 0 0 0 0 0 0 0 | | | | | | | | | | | | | | | | |
| Marlon Anderson, L OBP: 0.429, SLG: 0.333 | 2-2 1-2 2-3 3-H 1B | | | 1-1 G4-3 | | 0-0 G3-6-1 | | 1-1 3-H 1B | 4 0 2 2 0 0 1 | | | | | | | | | | | | | | | | |
| Toby Hall, R OBP: 0.333, SLG: 0.455 | 0-2 P6 | | | 0-0 F7 | | | 0-2 G4-3 | 3-1 F8 | 4 0 0 0 0 0 4 | | | | | | | | | | | | | | | | |
| Rey Ordonez, R OBP: 0.269, SLG: 0.417 | | 0-0 F9 | | | 1-0 F8 | | 0-3 K | 2-1 G6-3 | 4 0 0 0 0 1 0 | | | | | | | | | | | | | | | | |
| Inning Stats | R: 2 E: 0 K: 1 S: 21 | H: 3 LOB: 3 BB: 1 P: 33 | R: 0 E: 0 K: 0 S: 7 | H: 0 LOB: 0 BB: 0 P: 10 | R: 0 E: 0 K: 0 S: 10 | H: 1 LOB: 0 BB: 0 P: 17 | R: 0 E: 0 K: 1 S: 6 | H: 0 LOB: 0 BB: 0 P: 8 | R: 1 E: 0 K: 0 S: 10 | H: 3 LOB: 1 BB: 0 P: 15 | R: 0 E: 0 K: 1 S: 7 | H: 1 LOB: 1 BB: 0 P: 12 | R: 0 E: 0 K: 2 S: 14 | H: 1 LOB: 1 BB: 0 P: 19 | R: 2 E: 0 K: 1 S: 14 | H: 2 LOB: 1 BB: 1 P: 23 | R: 1 E: 0 K: 0 S: 7 | H: 3 LOB: 3 BB: 1 P: 16 | 1B: 9 2B: 5 3B: 0 HR: 0 | SF: 1 SAC: 0 DP: 1 HBP: 1 | WP: 0 SB: 1 CS: 1 | PA: 41 | | | |
| PITCHER | IP WLS BF H R ER SO BB IBB HBP BLK WP HR S P ERA WHIP | | | | | | | | | | | | | | | | | | | | | | | | |
| Jeff Weaver, R ERA: 3.86 | (1, 1) 7.0 29 9 3 3 5 1 0 0 0 0 0 0 75 114 3.86 1.429 | | | | | | | | | | | | | | | | | | | | | | | | |
| Chris Hammond, L ERA: 7.71 | (8, 1) 0.2 B 5 2 2 2 1 1 0 0 0 0 0 0 13 22 27.00 4.500 | | | | | | | | | | | | | | | | | | | | | | | | |
| Antonio Osuna, R ERA: 6.75 | (8, 1) 0.2 L 6 3 1 1 0 0 0 1 0 0 0 0 0 8 17 13.50 4.500 | | | | | | | | | | | | | | | | | | | | | | | | |

| Batter | 1 | 2 | 3 | 4 | 5 | 6 | 7 | 8 | 9 | AB | R | H | RBI | BB | SO | LOB | TOP | | | | | | | | | | |
|---|---------------------------------------|----------------------------------|---------------------------------------|----------------------------------|---------------------------------------|----------------------------------|--------------------------------------|----------------------------------|--------------------------------------|----------------------------------|---------------------------------------|----------------------------------|---------------------------------------|----------------------------------|---------------------------------------|----------------------------------|---------------------------------------|----------------------------------|----------------------------------|------------------------------------|-----------------|--|--|--|--|--|--|
| Alfonso Soriano, R OBP: 0.495, SLG: 0.903 (1, 4) | | | | | | | | | | 6 | 2 | 3 | 2 | 0 | 1 | 5 | | | | | | | | | | | |
| Nick Johnson, L OBP: 0.333, SLG: 0.579 (1, 3) | | | | | | | | | | 4 | 1 | 2 | 1 | 1 | 0 | 1 | | | | | | | | | | | |
| 25 Jason Giambi, L OBP: 0.406, SLG: 0.583 (1, 10) | | | | | | | | | | 2 | 1 | 0 | 0 | 3 | 1 | 1 | | | | | | | | | | | |
| Bernie Williams, S OBP: 0.500, SLG: 0.852 (1, 8) | | | | | | | | | | 4 | 1 | 2 | 3 | 0 | 0 | 1 | | | | | | | | | | | |
| 55 Hideki Matsui, L OBP: 0.323, SLG: 0.357 (1, 7) | | | | | | | | | | 5 | 1 | 1 | 0 | 0 | 0 | 3 | | | | | | | | | | | |
| Raul Mondesi, R OBP: 0.500, SLG: 0.727 Chris Latham, S OBP: 1.000, SLG: 1.000 (7, PR) (7, 9) | | | | | | | | | | 2 | 0 | 1 | 0 | 2 | 0 | 1 | | | | | | | | | | | |
| Robin Ventura, L OBP: 0.278, SLG: 0.588 (1, 5) | | | | | | | | | | 5 | 0 | 1 | 1 | 0 | 1 | 5 | AB 37 | | | | | | | | | | |
| John Flaherty, R OBP: 0.600, SLG: 0.500 (1, 2) | | | | | | | | | | 4 | 1 | 2 | 1 | 1 | 1 | 2 | R 10 | | | | | | | | | | |
| Erick Almonte, R OBP: 0.444, SLG: 0.647 (1, 6) | | | | | | | | | | 4 | 1 | 2 | 2 | 0 | 0 | 3 | H 15 | | | | | | | | | | |
| Inning Stats | R: 2 H: 2 E: 0 K: 0 S: 11 | H: 2 LOB: 0 BB: 0 P: 21 | R: 0 H: 0 E: 0 K: 1 S: 8 | H: 0 LOB: 1 BB: 1 P: 16 | R: 1 H: 1 E: 0 K: 0 S: 12 | H: 1 LOB: 3 BB: 3 P: 30 | R: 0 H: 1 E: 0 K: 0 S: 8 | H: 1 LOB: 1 BB: 0 P: 10 | R: 0 H: 0 E: 0 K: 0 S: 7 | H: 0 LOB: 1 BB: 1 P: 18 | R: 2 H: 3 E: 0 K: 2 S: 17 | H: 3 LOB: 1 BB: 1 P: 34 | R: 3 H: 5 E: 0 K: 0 S: 13 | H: 5 LOB: 2 BB: 0 P: 20 | R: 1 H: 1 E: 0 K: 0 S: 8 | H: 1 LOB: 0 BB: 1 P: 15 | R: 1 H: 2 E: 0 K: 1 S: 13 | H: 2 LOB: 1 BB: 0 P: 18 | 1B: 9 2B: 3 3B: 0 HR: 3 | SF: 1 SAC: 1 DP: 2 HBP: 0 | WP: 3 PA: 46 | | | | | | |
| PITCHER | IP | WLS | BF | H | R | ER | SO | BB | IBB | HBP | BLK | WP | HR | S | P | ERA | WHIP | PITCHER | | | | | | | | | |
| Victor Zambrano, R ERA: 9.9 (1, 1) | 5.1 | L | 28 | 6 | 5 | 5 | 2 | 6 | 0 | 0 | 1 | 2 | 2 | 57 | 119 | 8.44 | 2.250 | | | | | | | | | | |
| Mike Venafro, L ERA: 6.75 (6, 1) | 0.2 | | 6 | 5 | 3 | 3 | 1 | 0 | 0 | 0 | 0 | 0 | 1 | 16 | 26 | 40.50 | 7.500 | | | | | | | | | | |
| Travis Harper, R ERA: 1.23 (7, 1) | 2.0 | | 7 | 2 | 1 | 1 | 0 | 1 | 0 | 0 | 0 | 0 | 0 | 11 | 19 | 4.50 | 1.500 | | | | | | | | | | |
| Jorge Sosa, R ERA: 9.53 (9, 1) | 1.0 | | 5 | 2 | 1 | 1 | 1 | 0 | 0 | 0 | 0 | 1 | 0 | 13 | 18 | 9.00 | 2.000 | | | | | | | | | | |
| Batter | 1 | 2 | 3 | 4 | 5 | 6 | 7 | 8 | 9 | AB | R | H | RBI | BB | SO | LOB | BOTTOM | | | | | | | | | | |
| 13 Carl Crawford, L OBP: 0.359, SLG: 0.421 (1, 7) | | | | | | | | | | 5 | 0 | 1 | 0 | 0 | 1 | 2 | | | | | | | | | | | |
| 5 Rocco Baldelli, R OBP: 0.333, SLG: 0.444 (1, 8) | | | | | | | | | | 5 | 0 | 1 | 1 | 0 | 4 | 1 | | | | | | | | | | | |
| Aubrey Huff, L OBP: 0.306, SLG: 0.455 (1, 5) | | | | | | | | | | 5 | 0 | 2 | 0 | 0 | 2 | 2 | | | | | | | | | | | |
| Al Martin, L OBP: 0.458, SLG: 0.400 (1, 10) | | | | | | | | | | 5 | 1 | 1 | 0 | 0 | 0 | 4 | | | | | | | | | | | |
| Travis Lee, L OBP: 0.412, SLG: 0.581 (1, 3) | | | | | | | | | | 3 | 1 | 1 | 0 | 1 | 0 | 1 | | | | | | | | | | | |
| Ben Griewe, L OBP: 0.370, SLG: 0.158 (1, 9) | | | | | | | | | | 3 | 1 | 2 | 0 | 1 | 1 | 2 | | | | | | | | | | | |
| Marlon Anderson, L OBP: 0.389, SLG: 0.267 (1, 4) | | | | | | | | | | 3 | 0 | 0 | 0 | 1 | 0 | 5 | AB 36 | | | | | | | | | | |
| Javier Valentin, S OBP: 0.125, SLG: 0.571 (1, 2) | | | | | | | | | | 3 | 1 | 1 | 4 | 0 | 0 | 0 | R 5 | | | | | | | | | | |
| Rey Ordonez, R OBP: 0.300, SLG: 0.464 (1, 6) | | | | | | | | | | 4 | 1 | 2 | 0 | 0 | 0 | 2 | H 11 | | | | | | | | | | |
| Inning Stats | R: 0 H: 0 E: 0 K: 2 S: 8 | H: 0 LOB: 0 BB: 0 P: 10 | R: 1 H: 1 E: 0 K: 0 S: 13 | H: 1 LOB: 2 BB: 2 P: 22 | R: 0 H: 1 E: 0 K: 1 S: 12 | H: 1 LOB: 1 BB: 0 P: 17 | R: 0 H: 1 E: 0 K: 0 S: 7 | H: 1 LOB: 0 BB: 0 P: 12 | R: 0 H: 0 E: 1 K: 0 S: 6 | H: 0 LOB: 0 BB: 0 P: 8 | R: 0 H: 0 E: 0 K: 2 S: 8 | H: 0 LOB: 0 BB: 0 P: 13 | R: 3 H: 3 E: 0 K: 1 S: 11 | H: 3 LOB: 1 BB: 1 P: 22 | R: 0 H: 2 E: 0 K: 1 S: 13 | H: 2 LOB: 2 BB: 0 P: 17 | R: 1 H: 3 E: 0 K: 1 S: 18 | H: 3 LOB: 2 BB: 0 P: 26 | 1B: 8 2B: 3 3B: 0 HR: 1 | SF: 1 SAC: 0 DP: 2 HBP: 0 | WP: 0 PA: 40 | | | | | | |
| PITCHER | IP | WLS | BF | H | R | ER | SO | BB | IBB | HBP | BLK | WP | HR | S | P | ERA | WHIP | PITCHER | | | | | | | | | |
| Roger Clemens, R ERA: 2.77 (1, 1) | 7.0 | | 29 | 4 | 4 | 4 | 6 | 3 | 0 | 0 | 0 | 0 | 1 | 65 | 104 | 5.14 | 1.286 | | | | | | | | | | |
| Jose Contreras, R ERA: 13.5 (8, 1) | 1.0 | | 5 | 2 | 0 | 0 | 1 | 0 | 0 | 0 | 0 | 0 | 0 | 13 | 17 | 0.00 | 2.000 | | | | | | | | | | |
| Juan Acevedo, R ERA: 3.0 (9, 1) | 1.0 | | 6 | 3 | 1 | 1 | 1 | 0 | 0 | 0 | 0 | 0 | 0 | 18 | 26 | 9.00 | 3.000 | | | | | | | | | | |

New York Yankees @ Tampa Bay Devil Rays
 Tropicana Field, St. Petersburg, FL
 Sun Apr 06 2003, 1:15 PM EDT
 Att: 18,363 - Dome - 72 F

New York Yankees @ Tampa Bay Devil Rays
 Tropicana Field, St. Petersburg, FL
 Sun Apr 06 2003, 1:15 PM EDT
 Att: 18,363 - Dome - 72 F

| | |
|-----|----|
| AB | 37 |
| R | 10 |
| H | 15 |
| RBI | 10 |
| BB | 7 |
| SO | 4 |
| LOB | 22 |



| Batter | 1 | 2 | 3 | 4 | 5 | 6 | 7 | 8 | 9 | AB | R | H | RBI | BB | SO | LOB | TOP | | | | | | | | | | |
|--|------------------------------|----------------------------------|-------------------------------|----------------------------------|-------------------------------|----------------------------------|------------------------------|----------------------------------|-------------------------------|----------------------------------|-------------------------------|----------------------------------|-------------------------------|----------------------------------|-------------------------------|----------------------------------|------------------------------|----------------------------------|----------------------------------|------------------------------------|----------------------------------|--------|--|--|--|--|--|
| Jerry Hairston, R OBP: 0.375, SLG: 0.382 | 1-2 SH2-3 2B | 4-1 6 HBP 2B BB | | 0-2 G4-6-3 1-2 | | 0-2 F9 | | 2-2 1B | | 4 | 1 | 2 | 0 | 1 | 0 | 1 | | | | | | | | | | | |
| 6 Melvin Mora, R OBP: 0.200, SLG: 0.077 | 0-0 SH2-3 2-3 | 2-2 2B 1-2 2-3 HBP | | 0-1 F8 | | 1-2 G6-3 | | 0-1 G5-3 | | 3 | 0 | 0 | 0 | 0 | 0 | 1 | | | | | | | | | | | |
| David Segui, S OBP: 0.365, SLG: 0.333 Gary Matthews, S OBP: 0.211, SLG: 0.289 | 2-3 K | 0-0 2B | | | 1-2 31 E 2B | 2-2 G6-3 | | | 3-2 G4-3 | 1 | 0 | 0 | 0 | 0 | 1 | 1 | | | | | | | | | | | |
| Jeff Conine, R OBP: 0.270, SLG: 0.273 | 2-1 G6-3 | | | | 1-1 G5-3 | | 1-2 P3 | | 0-1 P3 | 2 | 4 | 0 | 0 | 1 | 0 | 2 | | | | | | | | | | | |
| 31 Jay Gibbons, L OBP: 0.297, SLG: 0.371 | | 1-3 2-H 3-H 4-0 2B | | | 0-0 E7 HR 1B | | 0-0 E4 | | 2-2 F9 | 3 | 5 | 2 | 2 | 1 | 0 | 1 | 3 | | | | | | | | | | |
| Tony Batista, R OBP: 0.471, SLG: 0.793 | | 1-2 1-H HR | 2-2 G5-3 | | 2-2 2-H HR | | 0-1 F7 | | | | 4 | 2 | 2 | 4 | 0 | 0 | 1 | | | | | | | | | | |
| 21 Marty Cordova, R OBP: 0.571, SLG: 0.700 | | 1-1 G5-3 | 1-2 G4-3 | | 2-1 FC4-6 1B | | 2-3 SAFE K | | | | 4 | 0 | 1 | 0 | 0 | 1 | | | | | | | | | | | |
| Deivi Cruz, R OBP: 0.219, SLG: 0.344 | 1-2 F9 | 1-1 F8 | | | 1-0 P3 | | 1-2 G3 | | | | 4 | 0 | 0 | 0 | 0 | 0 | 1 | | | | | | | | | | |
| Geronomo Gil, R OBP: 0.269, SLG: 0.375 | 0-0 6 HBP 2B | | | 2-2 G4-6-3 1B | 2-0 FC4-6 | | 1-1 G5-3 | | | | 4 | 1 | 1 | 0 | 0 | 0 | 1 | | | | | | | | | | |
| Inning Stats | R: 0 E: 0 K: 1 S: 9 | H: 1 LOB: 1 BB: 0 P: 14 | R: 4 E: 1 K: 1 S: 20 | H: 3 LOB: 3 BB: 2 P: 35 | R: 0 E: 0 K: 0 S: 10 | H: 0 LOB: 0 BB: 0 P: 14 | R: 0 E: 0 K: 0 S: 8 | H: 1 LOB: 0 BB: 0 P: 10 | R: 3 E: 1 K: 0 S: 15 | H: 4 LOB: 1 BB: 0 P: 24 | R: 0 E: 0 K: 0 S: 11 | H: 0 LOB: 0 BB: 0 P: 14 | R: 0 E: 1 K: 1 S: 10 | H: 0 LOB: 0 BB: 0 P: 13 | R: 0 E: 0 K: 0 S: 10 | H: 1 LOB: 1 BB: 0 P: 14 | R: 0 E: 0 K: 0 S: 8 | H: 0 LOB: 0 BB: 0 P: 13 | 1B: 5 2B: 3 3B: 0 HR: 2 | SF: 0 SAC: 1 DP: 1 HBP: 1 | WP: 0 PB: 0 SB: 0 CS: 0 | PA: 41 | | | | | |
| PITCHER | IP | WLS | BF | H | R | ER | SO | BB | IBB | HBP | BLK | WP | HR | S | P | ERA | WHIP | | | | | | | | | | |
| Nick Bierbrodt, L ERA: 12.96 | (1, 1) | 4.1 | 25 | 9 | 7 | 5 | 2 | 1 | 1 | 1 | 0 | 0 | 2 | 60 | 92 | 10.38 | 2.308 | | | | | | | | | | |
| Al Levine, R ERA: | (5, 1) | 2.2 | W | 9 | 0 | 0 | 1 | 0 | 0 | 0 | 0 | 0 | 0 | 23 | 32 | 0.00 | 0.000 | | | | | | | | | | |
| Travis Harper, R ERA: 1.08 | (8, 1) | 1.0 | H | 4 | 1 | 0 | 0 | 0 | 0 | 0 | 0 | 0 | 0 | 10 | 14 | 0.00 | 1.000 | | | | | | | | | | |
| Lance Carter, R ERA: 1.08 | (9, 1) | 1.0 | S | 3 | 0 | 0 | 0 | 0 | 0 | 0 | 0 | 0 | 0 | 8 | 13 | 0.00 | 0.000 | | | | | | | | | | |

Baltimore Orioles @ Tampa Bay Devil Rays
Tropicana Field, St. Petersburg, FL
Wed Apr 09 2003, 7:15 PM EDT
Att. 9,656 - Dome - 72 F

| | |
|-----|----|
| AB | 37 |
| R | 7 |
| H | 10 |
| RBI | 7 |
| BB | 2 |
| SO | 3 |
| LOB | 12 |




| Batter | 1 | 2 | 3 | 4 | 5 | 6 | 7 | 8 | 9 | AB | R | H | RBI | BB | SO | LOB | BOTTOM | | | | | | | | | | |
|---|-------------------------------|----------------------------------|-------------------------------|----------------------------------|------------------------------|----------------------------------|-------------------------------|----------------------------------|-------------------------------|----------------------------------|------------------------------|----------------------------------|-------------------------------|----------------------------------|-------------------------------|----------------------------------|----------------------------------|------------------------------------|----------------------------------|--------|--|--|--|--|--|--|--|
| 13 Carl Crawford, L OBP: 0.340, SLG: 0.388 | 0-0 G4-3 | 0-2 FC4 | | | 2-2 5 1B 2B 1B | | 1-0 G3 | 1-1 1B | | 5 | 1 | 2 | 1 | 0 | 0 | 2 | | | | | | | | | | | |
| 5 Rocco Baldelli, R OBP: 0.378, SLG: 0.512 | 1-3 K | | 1-3 K | | 0-2 2B 1B | | 0-0 K | | | 4 | 2 | 2 | 2 | 0 | 2 | 0 | | | | | | | | | | | |
| Aubrey Huff, L OBP: 0.348, SLG: 0.463 Damian Rolls, R OBP: 0.412, SLG: 0.333 | 3-3 K | | 0-0 P5 | | 2-2 2-H 2B | | 2-1 2-H 3B | | | 4 | 0 | 2 | 3 | 0 | 1 | 0 | | | | | | | | | | | |
| Travis Lee, L OBP: 0.409, SLG: 0.537 | | 3-1 G1-3 | 1-3 K | | 2-H 3-H K | | 0-0 P2 | | | 4 | 0 | 0 | 0 | 0 | 2 | 1 | | | | | | | | | | | |
| Ben Grieve, L OBP: 0.406, SLG: 0.227 | | 4-2 2B HR BB | | 4-2 G6-3 PB SF7 BB | 0-1 G6-3 | | 1-3 SAFE SAFE K | | | 2 | 2 | 0 | 0 | 2 | 1 | 1 | | | | | | | | | | | |
| Damion Easley, R OBP: 0.388, SLG: 0.471 | 1-2 HR 2B | | | 3-2 G6-3 | | 1-3 K | | 1-3 K | | 4 | 1 | 1 | 0 | 0 | 2 | 1 | | | | | | | | | | | |
| Marlon Anderson, L OBP: 0.360, SLG: 0.429 | 3-2 2-H 3-H HR | | | 2-1 SF7 | | 1-1 G1-3 | | 1-2 13 1B 1B | | 3 | 2 | 2 | 4 | 0 | 0 | 0 | | | | | | | | | | | |
| Javier Valentin, S OBP: 0.250, SLG: 0.545 | 2-1 13 FC4 1B | | | 3-H 2-1 F8 | | 1-1 G3 | | 0-0 13 1B 1B | | 4 | 0 | 2 | 0 | 0 | 0 | 0 | | | | | | | | | | | |
| Rey Ordonez, R OBP: 0.316, SLG: 0.472 | 1-3 K | | | | 2-1 13 1B 1B | | 2-2 13 G3 3B 1B | 2-1 F8 | | 4 | 2 | 2 | 0 | 0 | 1 | 3 | | | | | | | | | | | |
| Inning Stats | R: 0 E: 0 K: 2 S: 12 | H: 0 LOB: 0 BB: 0 P: 16 | R: 3 E: 0 K: 1 S: 20 | H: 3 LOB: 1 BB: 1 P: 34 | R: 0 E: 0 K: 2 S: 9 | H: 0 LOB: 0 BB: 0 P: 11 | R: 1 E: 0 K: 0 S: 11 | H: 0 LOB: 0 BB: 1 P: 22 | R: 3 E: 0 K: 1 S: 19 | H: 4 LOB: 0 BB: 0 P: 28 | R: 0 E: 0 K: 1 S: 7 | H: 0 LOB: 0 BB: 0 P: 10 | R: 2 E: 0 K: 1 S: 11 | H: 3 LOB: 1 BB: 0 P: 17 | R: 1 E: 0 K: 1 S: 11 | H: 3 LOB: 2 BB: 0 P: 16 | 1B: 9 2B: 2 3B: 1 HR: 1 | SF: 1 SAC: 0 DP: 0 HBP: 0 | WP: 0 PB: 1 SB: 0 CS: 0 | PA: 37 | | | | | | | |
| PITCHER | IP | WLS | BF | H | R | ER | SO | BB | IBB | HBP | BLK | WP | HR | S | P | ERA | WHIP | | | | | | | | | | |
| Rick Helling, R ERA: 7.38 | (1, 1) | 5.0 | 23 | 7 | 7 | 6 | 6 | 2 | 0 | 0 | 0 | 0 | 1 | 71 | 111 | 10.80 | 1.800 | | | | | | | | | | |
| Willis Roberts, R ERA: 4.91 | (6, 1) | 1.1 | L | 6 | 2 | 2 | 1 | 0 | 0 | 0 | 0 | 0 | 0 | 12 | 18 | 13.50 | 1.500 | | | | | | | | | | |
| B.J. Ryan, L ERA: | (7, 1) | 0.2 | 3 | 1 | 0 | 0 | 1 | 0 | 0 | 0 | 0 | 0 | 0 | 6 | 9 | 0.00 | 1.500 | | | | | | | | | | |
| Kerry Ligtenberg, R ERA: 5.4 | (8, 1) | 1.0 | 5 | 3 | 1 | 1 | 1 | 0 | 0 | 0 | 0 | 0 | 0 | 11 | 16 | 9.00 | 3.000 | | | | | | | | | | |

Baltimore Orioles @ Tampa Bay Devil Rays
Tropicana Field, St. Petersburg, FL
Wed Apr 09 2003, 7:15 PM EDT
Att. 9,656 - Dome - 72 F

| | |
|-----|----|
| AB | 34 |
| R | 10 |
| H | 13 |
| RBI | 10 |
| BB | 2 |
| SO | 9 |
| LOB | 8 |



| Batter | 1 | 2 | 3 | 4 | 5 | 6 | 7 | 8 | 9 | AB | R | H | RBI | BB | SO | LOB | TOP | | | |
|---|---|----------------------------------|------------------------------|----------------------------------|------------------------------|----------------------------------|-------------------------------|----------------------------------|------------------------------|----------------------------------|------------------------------|----------------------------------|-------------------------------|----------------------------------|------------------------------|----------------------------------|---|------------------------------------|-------------------------|--------|
| Jerry Hairston, R (1, 4) OBP: 0.372, SLG: 0.378 | G6-3 1B | | G3-1 | | G5-3 | | | SH1-3 | | 3 | 0 | 1 | 0 | 0 | 0 | 0 | Baltimore Orioles @ Tampa Bay Devil Rays Tropicana Field, St. Petersburg, FL Thu Apr 10 2003, 12:15 PM EDT Att. 9,403 - Dome - 72 F | | | |
| Gary Matthews, S (1, 8) OBP: 0.214, SLG: 0.268 | F8 | | | BB 31 HR BB | | G3-1 | | G4-3 | | 3 | 1 | 0 | 0 | 1 | 0 | 3 | | | | |
| David Segui, S (1, 10) OBP: 0.412, SLG: 0.333 | G6-3 | | | BB 31 HR BB | | F7 | | F8 | 1B | 3 | 1 | 1 | 1 | 1 | 0 | 1 | | | | |
| Jeff Conine, R (1, 3) OBP: 0.268, SLG: 0.270 | F8 | | | F9 | | F7 | 31 S 1B | F8 | | 4 | 0 | 1 | 0 | 0 | 0 | 4 | | | | |
| 31 Jay Gibbons, L (1, 9) OBP: 0.293, SLG: 0.436 | | G4-3 | | HR | | F7 | | G4-3 | | 4 | 1 | 1 | 3 | 0 | 0 | 1 | | | | |
| Tony Batista, R (1, 5) OBP: 0.421, SLG: 0.697 | K | | | HR | | F7 | | G5-3 | | 4 | 0 | 0 | 0 | 0 | 1 | 0 | | | | |
| B.J. Surhoff, L (1, 7) OBP: 0.222, SLG: 0.240 | G1-3 | | | G4-3 | | G1 | | F8 | | 4 | 0 | 0 | 0 | 0 | 0 | 0 | | | | |
| Deivi Cruz, R (1, 6) OBP: 0.200, SLG: 0.314 | | | F9 | | F8 | | F7 | | | 3 | 0 | 0 | 0 | 0 | 0 | 0 | | | | |
| Brook Fordyce, R (1, 2) OBP: 0.300, SLG: 0.400 | | | G4-3 | | L6 | | | G4-3 SH1-3 1B | | 3 | 0 | 1 | 0 | 0 | 0 | 0 |  | | | |
| Jose Morban, S (8, PR) | | | | | | | | | | 0 | 1 | 0 | 0 | 0 | 0 | 0 | | | | |
| Geronimo Gil, R (8, 2) OBP: 0.269, SLG: 0.375 | | | | | | | | | | 0 | 0 | 0 | 0 | 0 | 0 | 0 | | | | |
| Inning Stats | R: 0 E: 0 K: 0 S: 13 | H: 1 LOB: 1 BB: 0 P: 20 | R: 0 E: 0 K: 1 S: 8 | H: 0 LOB: 0 BB: 0 P: 12 | R: 0 E: 0 K: 0 S: 7 | H: 0 LOB: 0 BB: 0 P: 10 | R: 3 E: 0 K: 0 S: 15 | H: 1 LOB: 0 BB: 2 P: 24 | R: 0 E: 0 K: 0 S: 5 | H: 0 LOB: 1 BB: 0 P: 11 | R: 0 E: 0 K: 0 S: 7 | H: 0 LOB: 0 BB: 0 P: 12 | R: 1 E: 0 K: 0 S: 13 | H: 2 LOB: 1 BB: 0 P: 17 | R: 0 E: 0 K: 0 S: 6 | H: 0 LOB: 0 BB: 0 P: 11 | 1B: 4 2B: 0 3B: 0 HR: 1 | SF: 0 SAC: 1 DP: 0 HBP: 0 | WP: 0 PB: 0 CS: 2 | PA: 34 |
| PITCHER | IP WLS BF H R ER SO BB IBB HBP BLK WP HR S P ERA WHIP | | | | | | | | | | | | | | | | | | | |
| Steve Parris, R (1, 1) ERA: 4.5 | 7.0 L 26 3 3 3 1 2 0 0 0 0 0 1 63 96 3.86 0.714 | | | | | | | | | | | | | | | | | | | |
| Jesus Colome, R (8, 1) ERA: 17.18 | 1.0 L 5 2 1 1 0 0 0 0 0 0 0 0 13 17 9.00 2.000 | | | | | | | | | | | | | | | | | | | |
| Bobby Seay, L (9, 1) ERA: 5.79 | 1.0 S 3 0 0 0 0 0 0 0 0 0 0 0 6 11 0.00 0.000 | | | | | | | | | | | | | | | | | | | |

| Batter | 1 | 2 | 3 | 4 | 5 | 6 | 7 | 8 | 9 | AB | R | H | RBI | BB | SO | LOB | BOTTOM | | | | | |
|---|---|----------------------------------|-------------------------------|----------------------------------|------------------------------|---------------------------------|-------------------------------|----------------------------------|-------------------------------|----------------------------------|------------------------------|----------------------------------|------------------------------|---------------------------------|------------------------------|----------------------------------|---|----------------------------------|----------------------------------|------------------------------------|-------------------------|--------|
| 13 Carl Crawford, L (1, 7) OBP: 0.333, SLG: 0.377 | G4-6-3 5 HBP 1B | | G3-1 | | G5-3 | | G4-3 | | | 4 | 0 | 1 | 0 | 0 | 0 | 2 | Baltimore Orioles @ Tampa Bay Devil Rays Tropicana Field, St. Petersburg, FL Thu Apr 10 2003, 12:15 PM EDT Att. 9,403 - Dome - 72 F | | | | | |
| 5 Rocco Baldelli, R (1, 8) OBP: 0.388, SLG: 0.500 | G4-6-3 HBP | | K | | WP 2H 1B | | G6-3 | | | 3 | 1 | 1 | 1 | 0 | 1 | 1 | | | | | | |
| Aubrey Huff, L (1, 9) OBP: 0.340, SLG: 0.444 | G4-6-3 1-2 2-3 | | | G4-3 2B 1B | | F8 | | G3 | | 4 | 1 | 1 | 0 | 0 | 2 | | | | | | | |
| Travis Lee, L (1, 3) OBP: 0.375, SLG: 0.489 | G5-3 | | | G4-3 | | G3 | | P5 | | 4 | 0 | 0 | 0 | 0 | 2 | | | | | | | |
| Al Martin, L (1, 10) OBP: 0.429, SLG: 0.417 | | | F7 | | | | | F8 | | 3 | 0 | 1 | 1 | 0 | 1 | 0 | | | | | | |
| Terry Shumpert, R (8, PH) OBP: 0.222, SLG: 0.500 | | | 2H 2B | | | | K | | | 1 | 0 | 0 | 0 | 0 | 0 | 0 | | | | | | |
| Damion Easley, R (1, 5) OBP: 0.318, SLG: 0.381 | | K | | G1-4-3 | | | K | | | 4 | 0 | 0 | 0 | 0 | 2 | 1 | | | | | | |
| Marlon Anderson, L (1, 4) OBP: 0.379, SLG: 0.440 | | FC6-4 1B | | FC6-4 1B | | | K | | | 4 | 0 | 2 | 0 | 0 | 2 | 0 | | | | | | |
| Toby Hall, R (1, 2) OBP: 0.344, SLG: 0.393 | | | | | | | | | | 3 | 0 | 1 | 0 | 0 | 0 | 3 | | | | | | |
| Ben Griewe, L (9, PH) OBP: 0.424, SLG: 0.261 | FC6-4 | | | FC6-4 | | | | | | 1 | 0 | 1 | 0 | 0 | 0 | 0 | | | | | | |
| Damian Rolls, R (9, PR) OBP: 0.412, SLG: 0.333 | | | | | | | 13 G4-3 SH3-4 1B | | | 0 | 0 | 0 | 0 | 0 | 0 | 0 | | | | | | |
| Rey Ordonez, R (1, 6) OBP: 0.325, SLG: 0.500 | | | | | | | | | | 2 | 1 | 1 | 0 | 0 | 0 | 0 | | | | | | |
| Javier Valentin, S (9, PH) OBP: 0.231, SLG: 0.500 | | | F9 | | 5 1B 2B | | SH3-4 | | | 1 | 0 | 0 | 0 | 0 | 1 | 1 | | | | | | |
| Inning Stats | R: 0 E: 0 K: 0 S: 9 | H: 1 LOB: 1 BB: 0 P: 13 | R: 0 E: 0 K: 1 S: 11 | H: 1 LOB: 1 BB: 0 P: 14 | R: 0 E: 0 K: 1 S: 6 | H: 0 LOB: 0 BB: 0 P: 9 | R: 1 E: 0 K: 0 S: 10 | H: 3 LOB: 2 BB: 0 P: 13 | R: 2 E: 1 K: 0 S: 11 | H: 2 LOB: 0 BB: 0 P: 17 | R: 0 E: 0 K: 3 S: 9 | H: 0 LOB: 0 BB: 0 P: 14 | R: 0 E: 0 K: 0 S: 6 | H: 1 LOB: 1 BB: 0 P: 6 | R: 0 E: 0 K: 0 S: 8 | H: 0 LOB: 0 BB: 0 P: 11 | R: 0 E: 0 K: 2 S: 10 | H: 1 LOB: 2 BB: 0 P: 18 | 1B: 7 2B: 2 3B: 0 HR: 0 | SF: 0 SAC: 1 DP: 1 HBP: 1 | WP: 1 PB: 0 CS: 0 | PA: 36 |
| PITCHER | IP WLS BF H R ER SO BB IBB HBP BLK WP HR S P ERA WHIP | | | | | | | | | | | | | | | | | | | | | |
| Sidney Ponson, R (1, 1) ERA: 6.75 | 7.0 W 29 8 3 2 5 0 0 0 1 0 0 1 62 86 2.57 1.143 | | | | | | | | | | | | | | | | | | | | | |
| Buddy Groom, L (8, 1) ERA: | 1.0 H 3 0 0 0 0 0 0 0 0 0 0 0 8 11 0.00 0.000 | | | | | | | | | | | | | | | | | | | | | |
| Jorge Julio, R (9, 1) ERA: 5.4 | 1.0 S 4 1 0 0 2 0 0 0 0 0 0 0 10 18 0.00 1.000 | | | | | | | | | | | | | | | | | | | | | |

AB 31
R 4
H 5
RBI 4
BB 2
SO 1
LOB 9

AB 34
R 3
H 9
RBI 2
BB 0
SO 7
LOB 12



| Batter | 1 | 2 | 3 | 4 | 5 | 6 | 7 | 8 | 9 | AB | R | H | RBI | BB | SO | LOB | TOP | | | | | | | | |
|---|-------------------------------|----------------------------------|-------------------------------|----------------------------------|------------------------------|---------------------------------|-------------------------------|----------------------------------|-------------------------------|----------------------------------|-------------------------------|----------------------------------|-------------------------------|----------------------------------|------------------------------|----------------------------------|--|----------------------------------|----------------------------------|------------------------------------|----------------------------------|--------|--|--|--|
| 13 Carl Crawford, L (1, 7) OBP: 0.305, SLG: 0.345 | | | | | | | | | | 5 | 0 | 0 | 0 | 0 | 3 | 2 | Tampa Bay Devil Rays @ New York Yankees Yankee Stadium, Bronx, NY Sat Apr 12 2003, 1:05 PM EDT Att: 35,326 - Overcast - 54 F livebaseballscorecards.com | | | | | | | | |
| 5 Rocco Baldelli, R (1, 8) OBP: 0.415, SLG: 0.560 | | | | | | | | | | 4 | 2 | 3 | 1 | 0 | 0 | 0 | | | | | | | | | |
| Aubrey Huff, L (1, 9) OBP: 0.352, SLG: 0.469 | | | | | | | | | | 4 | 1 | 2 | 1 | 0 | 1 | 2 | | | | | | | | | |
| Travis Lee, L (1, 3) OBP: 0.385, SLG: 0.510 | | | | | | | | | | 4 | 0 | 2 | 1 | 0 | 0 | 3 | | | | | | | | | |
| Ben Grieve, L (1, 10) OBP: 0.378, SLG: 0.231 | | | | | | | | | | 3 | 0 | 0 | 1 | 0 | 1 | 1 | | | | | | | | | |
| Damon Easley, R (1, 5) OBP: 0.289, SLG: 0.320 | | | | | | | | | | 4 | 0 | 0 | 0 | 0 | 1 | 2 | | | | | | | | | |
| Marlon Anderson, L (1, 4) OBP: 0.333, SLG: 0.379 | | | | | | | | | | 4 | 0 | 0 | 0 | 0 | 1 | 3 | | | | | | | | | |
| Toby Hall, R (1, 2) OBP: 0.343, SLG: 0.387 | | | | | | | | | | 3 | 1 | 1 | 0 | 0 | 0 | 1 | | | | | | | | | |
| Al Martin, L (9, PH) OBP: 0.414, SLG: 0.400 | | | | | | | | | | 1 | 0 | 0 | 0 | 0 | 0 | 0 | | | | | | | | | |
| Javier Valentin, S (9, 2) OBP: 0.231, SLG: 0.500 | | | | | | | | | | 0 | 0 | 0 | 0 | 0 | 0 | 0 | | | | | | | | | |
| Rey Ordonez, R (1, 6) OBP: 0.318, SLG: 0.476 | | | | | | | | | | 4 | 0 | 1 | 0 | 0 | 1 | 0 | | | | | | | | | |
| Inning Stats | R: 0 E: 0 K: 2 S: 12 | H: 0 LOB: 0 BB: 0 P: 17 | R: 0 E: 0 K: 2 S: 11 | H: 1 LOB: 1 BB: 0 P: 18 | R: 0 E: 0 K: 1 S: 6 | H: 0 LOB: 0 BB: 0 P: 8 | R: 2 E: 0 K: 0 S: 12 | H: 3 LOB: 1 BB: 0 P: 19 | R: 1 E: 0 K: 1 S: 13 | H: 3 LOB: 2 BB: 0 P: 18 | R: 0 E: 2 K: 0 S: 11 | H: 0 LOB: 1 BB: 0 P: 13 | R: 1 E: 0 K: 0 S: 10 | H: 2 LOB: 1 BB: 0 P: 12 | R: 0 E: 0 K: 1 S: 8 | H: 0 LOB: 0 BB: 0 P: 11 | R: 0 E: 0 K: 1 S: 6 | H: 0 LOB: 0 BB: 0 P: 12 | 1B: 5 2B: 4 3B: 0 HR: 0 | SF: 1 SAC: 0 DP: 0 HBP: 0 | WP: 0 PB: 0 SB: 0 CS: 0 | PA: 37 | | | |
| PITCHER | IP | WLS | BF | H | R | ER | SO | BB | IBB | HBP | BLK | WP | HR | S | P | ERA | WHIP | | | | | | | | |
| Jeff Weaver, R (1, 1) ERA: 4.61 | 6.2 | | 29 | 8 | 4 | 4 | 6 | 0 | 0 | 0 | 0 | 0 | 0 | 70 | 100 | 5.40 | 1.200 | | | | | | | | |
| Chris Hammond, L (7, 1) ERA: 4.91 | 1.1 | B | 5 | 1 | 0 | 0 | 1 | 0 | 0 | 0 | 0 | 0 | 0 | 13 | 16 | 0.00 | 0.750 | | | | | | | | |
| Antonio Osuna, R (9, 1) ERA: 3.0 | 1.0 | W | 3 | 0 | 0 | 0 | 1 | 0 | 0 | 0 | 0 | 0 | 0 | 6 | 12 | 0.00 | 0.000 | | | | | | | | |

| Batter | 1 | 2 | 3 | 4 | 5 | 6 | 7 | 8 | 9 | AB | R | H | RBI | BB | SO | LOB | BOTTOM | | | | | | | | |
|---|-------------------------------|----------------------------------|-------------------------------|----------------------------------|------------------------------|----------------------------------|------------------------------|---------------------------------|------------------------------|----------------------------------|------------------------------|----------------------------------|------------------------------|----------------------------------|------------------------------|----------------------------------|--|------------------------------------|----------------------------------|--------|--|--|--|--|--|
| Alfonso Soriano, R (1, 4) OBP: 0.380, SLG: 0.638 | | | | | | | | | | 5 | 0 | 0 | 0 | 0 | 0 | 1 | Tampa Bay Devil Rays @ New York Yankees Yankee Stadium, Bronx, NY Sat Apr 12 2003, 1:05 PM EDT Att: 35,326 - Overcast - 54 F livebaseballscorecards.com | | | | | | | | |
| Todd Zeile, R (1, 5) OBP: 0.250, SLG: 0.667 | | | | | | | | | | 4 | 2 | 1 | 2 | 1 | 0 | 1 | | | | | | | | | |
| 25 Jason Giambi, L (1, 3) OBP: 0.396, SLG: 0.459 | | | | | | | | | | 4 | 0 | 2 | 0 | 0 | 0 | 1 | | | | | | | | | |
| Bernie Williams, S (1, 8) OBP: 0.500, SLG: 0.700 | | | | | | | | | | 3 | 0 | 2 | 0 | 2 | 0 | 0 | | | | | | | | | |
| 55 Hideki Matsui, L (1, 7) OBP: 0.340, SLG: 0.442 | | | | | | | | | | 5 | 0 | 1 | 1 | 0 | 1 | 7 | | | | | | | | | |
| 20 Jorge Posada, S (1, 2) OBP: 0.361, SLG: 0.677 | | | | | | | | | | 4 | 1 | 1 | 0 | 0 | 0 | 0 | | | | | | | | | |
| Raul Mondesi, R (1, 9) OBP: 0.390, SLG: 0.595 | | | | | | | | | | 4 | 1 | 1 | 0 | 0 | 1 | 0 | | | | | | | | | |
| Bubba Trammell, R (1, 10) OBP: 0.417, SLG: 0.667 | | | | | | | | | | 4 | 1 | 4 | 2 | 0 | 0 | 0 | | | | | | | | | |
| Chris Latham, S (8, PR) OBP: 1.000, SLG: 1.000 | | | | | | | | | | 0 | 0 | 0 | 0 | 0 | 0 | 0 | | | | | | | | | |
| Erick Almonte, R (1, 6) OBP: 0.323, SLG: 0.467 | | | | | | | | | | 3 | 0 | 0 | 0 | 0 | 0 | 3 | | | | | | | | | |
| Robin Ventura, L (8, PH) OBP: 0.269, SLG: 0.600 | | | | | | | | | | 1 | 0 | 0 | 0 | 0 | 0 | 1 | | | | | | | | | |
| Enrique Wilson, S (9, 6) OBP: 0.428, SLG: 0.500 | | | | | | | | | | 0 | 0 | 0 | 0 | 0 | 0 | 0 | | | | | | | | | |
| Inning Stats | R: 0 E: 0 K: 1 S: 12 | H: 1 LOB: 2 BB: 0 P: 19 | R: 4 E: 0 K: 0 S: 16 | H: 4 LOB: 0 BB: 0 P: 27 | R: 0 E: 0 K: 0 S: 7 | H: 0 LOB: 0 BB: 0 P: 12 | R: 0 E: 0 K: 0 S: 6 | H: 1 LOB: 0 BB: 0 P: 8 | R: 0 E: 0 K: 0 S: 9 | H: 1 LOB: 2 BB: 1 P: 15 | R: 0 E: 1 K: 0 S: 7 | H: 1 LOB: 2 BB: 1 P: 17 | R: 0 E: 0 K: 1 S: 8 | H: 1 LOB: 1 BB: 0 P: 13 | R: 0 E: 1 K: 0 S: 9 | H: 2 LOB: 3 BB: 1 P: 17 | 1B: 8 2B: 3 3B: 0 HR: 1 | SF: 0 SAC: 0 DP: 2 HBP: 1 | WP: 0 PB: 0 SB: 0 CS: 0 | PA: 41 | | | | | |
| PITCHER | IP | WLS | BF | H | R | ER | SO | BB | IBB | HBP | BLK | WP | HR | S | P | ERA | WHIP | | | | | | | | |
| Joe Kennedy, L (1, 1) ERA: 4.34 | 6.1 | | 31 | 9 | 4 | 4 | 1 | 1 | 1 | 1 | 1 | 0 | 0 | 61 | 103 | 5.68 | 1.579 | | | | | | | | |
| Bobby Seay, L (7, 1) ERA: 4.75 | 1.0 | | 2 | 0 | 0 | 0 | 0 | 0 | 0 | 0 | 0 | 0 | 0 | 4 | 7 | 0.00 | 0.000 | | | | | | | | |
| Travis Harper, R (8, 1) ERA: 0.96 | 1.0 | L | 8 | 3 | 1 | 0 | 1 | 1 | 0 | 0 | 0 | 0 | 0 | 15 | 27 | 0.00 | 4.000 | | | | | | | | |

| Batter | 1 | 2 | 3 | 4 | 5 | 6 | 7 | 8 | 9 | AB | R | H | RBI | BB | SO | LOB | TOP | | | | | | | | | | |
|---|------------------------------|----------------------------------|------------------------------|----------------------------------|-------------------------------|----------------------------------|-------------------------------|----------------------------------|-------------------------------|----------------------------------|------------------------------|----------------------------------|-------------------------------|----------------------------------|------------------------------|----------------------------------|-------------------------------|----------------------------------|-------------------------|------------------------------------|----------------|--------|--|--|--|--|--|
| 13 Carl Crawford, L OBP: 0.281, SLG: 0.317 | G6-3 | | K | | K | | K | | G4-3 | 5 | 0 | 0 | 0 | 0 | 3 | 4 | | | | | | | | | | | |
| Al Martin, L OBP: 0.424, SLG: 0.414 | 1B | | F8 | | | | | | | 4 | 0 | 2 | 0 | 0 | 0 | 1 | | | | | | | | | | | |
| 5 Rocco Baldelli, R OBP: 0.415, SLG: 0.560 | 1B | | | | | | | | | 0 | 0 | 0 | 0 | 0 | 0 | 0 | | | | | | | | | | | |
| Aubrey Huff, L OBP: 0.345, SLG: 0.453 | K | | | | G3 | | G1-3 | | | 4 | 0 | 1 | 0 | 0 | 1 | 1 | | | | | | | | | | | |
| Travis Lee, L OBP: 0.396, SLG: 0.510 | CS | | | | | | | | | 0 | 0 | 0 | 0 | 1 | 0 | 0 | | | | | | | | | | | |
| Damian Rolls, R OBP: 0.450, SLG: 0.313 | 1B | | | | G4-3 | | 1B | | G6-3 | 1 | 0 | 0 | 0 | 2 | 0 | 2 | | | | | | | | | | | |
| Ben Griever, L OBP: 0.390, SLG: 0.267 | | | | | | | | | | 4 | 0 | 2 | 0 | 0 | 1 | 2 | | | | | | | | | | | |
| Marlon Anderson, L OBP: 0.324, SLG: 0.364 | | | | | G4-3 | | | | | 4 | 1 | 1 | 0 | 0 | 0 | 4 | | | | | | | | | | | |
| Damion Easley, R OBP: 0.276, SLG: 0.357 | | | | | | | | | | 3 | 1 | 1 | 0 | 0 | 0 | 0 | | | | | | | | | | | |
| Toby Hall, R OBP: 0.333, SLG: 0.412 | | | | | G1-3 | | | | | 3 | 0 | 1 | 1 | 0 | 1 | 1 | | | | | | | | | | | |
| Rey Ordóñez, R OBP: 0.333, SLG: 0.478 | | | | | | | | | | 4 | 0 | 2 | 1 | 0 | 0 | 2 | | | | | | | | | | | |
| Inning Stats | R: 0 E: 0 K: 1 S: 9 | H: 1 LOB: 0 BB: 0 P: 14 | R: 0 E: 0 K: 1 S: 6 | H: 0 LOB: 0 BB: 1 P: 13 | R: 1 E: 0 K: 1 S: 13 | H: 2 LOB: 1 BB: 0 P: 20 | R: 0 E: 0 K: 0 S: 10 | H: 1 LOB: 1 BB: 1 P: 16 | R: 0 E: 0 K: 2 S: 12 | H: 1 LOB: 2 BB: 0 P: 17 | R: 0 E: 0 K: 1 S: 9 | H: 1 LOB: 2 BB: 1 P: 18 | R: 0 E: 0 K: 0 S: 13 | H: 1 LOB: 1 BB: 0 P: 17 | R: 0 E: 0 K: 0 S: 6 | H: 2 LOB: 1 BB: 0 P: 10 | R: 1 E: 1 K: 0 S: 10 | H: 1 LOB: 1 BB: 0 P: 15 | 1B: 8 2B: 3 HR: 0 | SF: 1 SAC: 1 DP: 3 HBP: 0 | WP: 1 CS: 2 | PA: 38 | | | | | |
| PITCHER | IP | WLS | BF | H | R | ER | SO | BB | IBB | HBP | BLK | WP | HR | S | P | ERA | WHIP | | | | | | | | | | |
| Roger Clemens, R ERA: 2.25 | 7.0 | | 28 | 7 | 1 | 1 | 6 | 3 | 0 | 0 | 0 | 0 | 0 | 72 | 115 | 1.29 | 1.429 | | | | | | | | | | |
| Chris Hammond, L ERA: 3.95 | 1.0 | | 4 | 2 | 0 | 0 | 0 | 0 | 0 | 0 | 0 | 0 | 0 | 6 | 10 | 0.00 | 2.000 | | | | | | | | | | |
| Juan Acevedo, R ERA: 3.6 | 1.0 | L | 5 | 1 | 1 | 1 | 0 | 0 | 0 | 0 | 0 | 1 | 0 | 10 | 15 | 9.00 | 1.000 | | | | | | | | | | |

Tampa Bay Devil Rays @ New York Yankees
Yankee Stadium, Bronx, NY
Sun Apr 13 2003, 1:05 PM EDT
Att: 39,725 - Sunny - 54 F

AB 32
R 2
H 10
RBI 2
BB 3
SO 6
LOB 17



| Batter | 1 | 2 | 3 | 4 | 5 | 6 | 7 | 8 | 9 | AB | R | H | RBI | BB | SO | LOB | BOTTOM | | | | | | | | | | |
|---|------------------------------|----------------------------------|-------------------------------|----------------------------------|-------------------------------|----------------------------------|------------------------------|----------------------------------|------------------------------|----------------------------------|------------------------------|---------------------------------|------------------------------|----------------------------------|------------------------------|----------------------------------|-------------------------|------------------------------------|----------------|--------|--|--|--|--|--|--|--|
| Alfonso Soriano, R OBP: 0.382, SLG: 0.635 | P3 | | G4-6-3 | | 25 BB | | F8 | | F8 | 5 | 0 | 2 | 0 | 0 | 0 | 1 | | | | | | | | | | | |
| Nick Johnson, L OBP: 0.405, SLG: 0.531 | 2B | | 25 G4-6-3 | | 25 BB | | CS | | 25 BB | 2 | 1 | 2 | 0 | 2 | 0 | 0 | | | | | | | | | | | |
| 25 Jason Giambi, L OBP: 0.404, SLG: 0.436 | F7 | | G4-6-3 | | 1-2 2-3 | | | | 1B | 2 | 0 | 0 | 0 | 2 | 0 | 3 | | | | | | | | | | | |
| Bernie Williams, S OBP: 0.481, SLG: 0.659 | K | | F8 | | G4-3 | | | | 1B | 4 | 0 | 1 | 1 | 0 | 1 | 5 | | | | | | | | | | | |
| 55 Hideki Matsui, L OBP: 0.333, SLG: 0.413 | | | F8 | | 20 G6-4-3 | | G1-3 | | P3 | 3 | 0 | 0 | 0 | 1 | 0 | 2 | | | | | | | | | | | |
| 20 Jorge Posada, S OBP: 0.350, SLG: 0.618 | | | | | G6-4-3 | | K | | P2 | 3 | 0 | 0 | 0 | 1 | 1 | 3 | | | | | | | | | | | |
| Robin Ventura, L OBP: 0.267, SLG: 0.536 | | | | | F8 | | F8 | | G4-3 | 3 | 0 | 0 | 0 | 1 | 0 | 2 | | | | | | | | | | | |
| Raul Mondesi, R OBP: 0.356, SLG: 0.537 | | | | | F7 | | P2 | | K | 4 | 0 | 0 | 0 | 0 | 1 | 2 | | | | | | | | | | | |
| Erick Almonte, R OBP: 0.324, SLG: 0.438 | | | | | F7 | | | | K | 2 | 0 | 0 | 0 | 1 | 0 | 2 | | | | | | | | | | | |
| Enrique Wilson, S OBP: 0.375, SLG: 0.429 | | | | | FC5-4 | | CS | | K | 1 | 0 | 0 | 0 | 0 | 1 | 0 | | | | | | | | | | | |
| Inning Stats | R: 0 E: 0 K: 1 S: 9 | H: 1 LOB: 1 BB: 0 P: 13 | R: 0 E: 0 K: 0 S: 11 | H: 0 LOB: 2 BB: 2 P: 22 | R: 0 E: 0 K: 0 S: 10 | H: 1 LOB: 1 BB: 1 P: 17 | R: 0 E: 0 K: 0 S: 5 | H: 0 LOB: 0 BB: 1 P: 13 | R: 0 E: 0 K: 1 S: 5 | H: 1 LOB: 3 BB: 0 P: 20 | R: 0 E: 0 K: 0 S: 5 | H: 0 LOB: 0 BB: 0 P: 7 | R: 0 E: 0 K: 0 S: 5 | H: 0 LOB: 1 BB: 1 P: 11 | R: 0 E: 0 K: 2 S: 8 | H: 0 LOB: 0 BB: 0 P: 15 | 1B: 3 2B: 2 HR: 0 | SF: 0 SAC: 0 DP: 2 HBP: 0 | WP: 0 CS: 1 | PA: 38 | | | | | | | |
| PITCHER | IP | WLS | BF | H | R | ER | SO | BB | IBB | HBP | BLK | WP | HR | S | P | ERA | WHIP | | | | | | | | | | |
| Victor Zambrano, R ERA: 6.19 | 6.0 | | 25 | 3 | 0 | 0 | 0 | 6 | 0 | 0 | 0 | 0 | 0 | 46 | 92 | 0.00 | 1.500 | | | | | | | | | | |
| Seth McClung, R ERA: 6.75 | 1.0 | H | 4 | 1 | 1 | 1 | 0 | 1 | 0 | 0 | 0 | 0 | 0 | 7 | 14 | 9.00 | 2.000 | | | | | | | | | | |
| Bobby Seay, L ERA: 4.5 | 0.1 | B | 3 | 1 | 0 | 0 | 0 | 1 | 0 | 0 | 0 | 0 | 0 | 7 | 11 | 0.00 | 6.000 | | | | | | | | | | |
| Lance Carter, R ERA: 0.9 | 1.2 | W | 5 | 0 | 0 | 0 | 2 | 0 | 0 | 0 | 0 | 0 | 0 | 12 | 21 | 0.00 | 0.000 | | | | | | | | | | |

Tampa Bay Devil Rays @ New York Yankees
Yankee Stadium, Bronx, NY
Sun Apr 13 2003, 1:05 PM EDT
Att: 39,725 - Sunny - 54 F

AB 29
R 1
H 5
RBI 1
BB 8
SO 4
LOB 20



| Batter | 1 | 2 | 3 | 4 | 5 | 6 | 7 | 8 | 9 | AB | R | H | RBI | BB | SO | LOB | TOP | | | | | | | | | | |
|---|------------------------------|----------------------------------|------------------------------|----------------------------------|-------------------------------|----------------------------------|-------------------------------|----------------------------------|------------------------------|----------------------------------|-------------------------------|----------------------------------|------------------------------|----------------------------------|-------------------------------|----------------------------------|---|----------------------------------|----------------------------------|------------------------------------|----------------------------------|--------|--|--|--|--|--|
| 13 Carl Crawford, L OBP: 0.275, SLG: 0.309 | G6-3 | | K | | P5 | | | 1B WP | F8 | 5 | 1 | 1 | 0 | 0 | 1 | 0 | Tampa Bay Devil Rays @ Boston Red Sox Fenway Park, Boston, MA Tue Apr 15 2003, 6:05 PM EDT Att: 29,617 - Sunny - 80 F livebaseballscorecards.com | | | | | | | | | | |
| Damian Rolls, R OBP: 0.417, SLG: 0.300 | K | | K | | | K | | G4-1 1B | | 4 | 1 | 1 | 0 | 0 | 3 | 0 | | | | | | | | | | | |
| 5 Rocco Baldelli, R OBP: 0.439, SLG: 0.593 | HBP 1B | | G6-3 | | | CS 2B | | G4-1 1B | | 4 | 1 | 3 | 1 | 0 | 0 | 0 | | | | | | | | | | | |
| Aubrey Huff, L OBP: 0.355, SLG: 0.464 | HBP | | | G6-3 | | 2B | | G4-1 | | 3 | 0 | 1 | 0 | 0 | 0 | 2 | | | | | | | | | | | |
| Damon Easley, R OBP: 0.250, SLG: 0.323 Marlon Anderson, L (8, PH) OBP: 0.342, SLG: 0.382 | P2 | | | G5-3 | | G4-3 | | 1B | | 3 | 0 | 0 | 0 | 0 | 0 | 3 | | | | | | | | | | | |
| Ben Griewe, L OBP: 0.400, SLG: 0.294 | | G4-3 1B | | WP 1B | | | | F9 | | 4 | 0 | 2 | 0 | 0 | 0 | 1 | | | | | | | | | | | |
| Toby Hall, R OBP: 0.302, SLG: 0.368 | G4-3 | | F7 | | | G4-3 | | G6-3 | | 4 | 0 | 0 | 0 | 0 | 0 | 3 | | | | | | | | | | | |
| Terry Shumpert, R OBP: 0.231, SLG: 0.667 | | HR | | G6-3 | | F8 | | G6-3 | | 4 | 1 | 1 | 1 | 0 | 0 | 0 | | | | | | | | | | | |
| Rey Ordóñez, R OBP: 0.327, SLG: 0.460 | F9 | | | P5 | | | | 13 1B WP 1B | F9 | 4 | 1 | 1 | 0 | 0 | 0 | 0 | | | | | | | | | | | |
| Inning Stats | R: 0 E: 0 K: 1 S: 8 | H: 1 LOB: 2 BB: 0 P: 13 | R: 1 E: 0 K: 0 S: 9 | H: 2 LOB: 0 BB: 0 P: 12 | R: 0 E: 0 K: 2 S: 10 | H: 0 LOB: 0 BB: 0 P: 12 | R: 0 E: 0 K: 0 S: 13 | H: 1 LOB: 1 BB: 0 P: 21 | R: 0 E: 0 K: 0 S: 9 | H: 0 LOB: 0 BB: 0 P: 10 | R: 0 E: 0 K: 1 S: 11 | H: 2 LOB: 1 BB: 0 P: 16 | R: 0 E: 0 K: 0 S: 8 | H: 0 LOB: 0 BB: 0 P: 11 | R: 4 E: 0 K: 0 S: 20 | H: 5 LOB: 1 BB: 0 P: 23 | R: 0 E: 0 K: 0 S: 7 | H: 0 LOB: 0 BB: 0 P: 10 | 1B: 8 2B: 2 3B: 0 HR: 1 | SF: 0 SAC: 0 DP: 1 HBP: 1 | WP: 2 PB: 0 SB: 0 CS: 1 | PA: 37 | | | | | |
| PITCHER | IP | WLS | BF | H | R | ER | SO | BB | IBB | HBP | BLK | WP | HR | S | P | ERA | WHIP | | | | | | | | | | |
| Casey Fossum, L ERA: 4.86 | (1, 1) | 7.0 | 26 | 6 | 1 | 1 | 4 | 0 | 0 | 1 | 0 | 1 | 1 | 68 | 95 | 1.29 | 0.857 | | | | | | | | | | |
| Ramiro Mendoza, R ERA: 16.71 | (8, 1) | 0.0 | 4 | 4 | 4 | 4 | 0 | 0 | 0 | 0 | 0 | 1 | 0 | 8 | 9 | ∞ | ∞ | | | | | | | | | | |
| 50 Mike Timlin, R ERA: 3.72 | (8, 1) | 2.0 | W | 7 | 1 | 0 | 0 | 0 | 0 | 0 | 0 | 0 | 0 | 19 | 24 | 0.00 | 0.500 | | | | | | | | | | |


| Batter | 1 | 2 | 3 | 4 | 5 | 6 | 7 | 8 | 9 | AB | R | H | RBI | BB | SO | LOB | BOTTOM | | | | | | | | | | |
|--|-------------------------------|----------------------------------|------------------------------|----------------------------------|-------------------------------|----------------------------------|-------------------------------|----------------------------------|-------------------------------|----------------------------------|-------------------------------|----------------------------------|------------------------------|----------------------------------|------------------------------|---------------------------------|---|----------------------------------|----------------------------------|------------------------------------|----------------------------------|--------|--|--|--|--|--|
| 18 Johnny Damon, L OBP: 0.302, SLG: 0.544 | G6-4-3 1B 2B | | HR | G6-3 | | K | | F8 | | 5 | 2 | 2 | 1 | 0 | 1 | 1 | Tampa Bay Devil Rays @ Boston Red Sox Fenway Park, Boston, MA Tue Apr 15 2003, 6:05 PM EDT Att: 29,617 - Sunny - 80 F livebaseballscorecards.com | | | | | | | | | | |
| Bill Mueller, S OBP: 0.385, SLG: 0.478 | G6-4-3 BB | | FC5-4 1B | | F9 | 2B | | F8 1B BB | | 3 | 1 | 2 | 0 | 2 | 0 | 0 | | | | | | | | | | | |
| Nomar Garciaparra, R OBP: 0.339, SLG: 0.550 | G6-4-3 | | F8 | | F9 | 1B 1B | | F9 1B | | 5 | 1 | 2 | 0 | 0 | 0 | 4 | | | | | | | | | | | |
| Manny Ramirez, R OBP: 0.300, SLG: 0.382 | 1-2 2-3 1B | | F9 | | F8 | 1B | | F8 | | 5 | 0 | 1 | 1 | 0 | 0 | 4 | | | | | | | | | | | |
| Kevin Millar, R OBP: 0.481, SLG: 0.711 Damian Jackson, R OBP: 0.222, SLG: 0.222 Todd Walker, L (9, PH) OBP: 0.321, SLG: 0.404 | F9 | | FC5-4 | | 1B 1B | P2 | | 1B BB | | 4 | 1 | 1 | 0 | 0 | 0 | 2 | | | | | | | | | | | |
| Shea Hillenbrand, R OBP: 0.357, SLG: 0.500 | K | | 2B 2B | | 1B 1B | WP 1B | | 1B | | 5 | 1 | 4 | 2 | 0 | 1 | 0 | | | | | | | | | | | |
| Jeremy Giambi, L OBP: 0.324, SLG: 0.276 | K | | F7 2B | | FC4-6 1B | | | F8 | | 4 | 0 | 2 | 2 | 0 | 1 | 1 | | | | | | | | | | | |
| Trot Nixon, L OBP: 0.465, SLG: 0.583 | 2B | | F7 | | FC4-6 | | | F7 | | 4 | 0 | 1 | 0 | 0 | 0 | 3 | | | | | | | | | | | |
| Doug Mirabeli, R 34 David Ortiz, L (8, PH) OBP: 0.267, SLG: 0.200 Jason Varitek, S OBP: 0.400, SLG: 0.576 | G4-3 | | G6-3 | | F9 | | | F8 | | 3 | 0 | 0 | 0 | 0 | 0 | 2 | | | | | | | | | | | |
| Inning Stats | R: 1 E: 0 K: 0 S: 10 | H: 2 LOB: 1 BB: 1 P: 17 | R: 0 E: 0 K: 2 S: 9 | H: 1 LOB: 0 BB: 0 P: 11 | R: 1 E: 0 K: 0 S: 11 | H: 2 LOB: 1 BB: 0 P: 20 | R: 1 E: 0 K: 0 S: 13 | H: 2 LOB: 1 BB: 0 P: 17 | R: 2 E: 0 K: 0 S: 19 | H: 4 LOB: 2 BB: 0 P: 24 | R: 0 E: 0 K: 1 S: 11 | H: 1 LOB: 1 BB: 0 P: 15 | R: 0 E: 0 K: 0 S: 9 | H: 1 LOB: 1 BB: 0 P: 14 | R: 0 E: 0 K: 0 S: 5 | H: 0 LOB: 0 BB: 0 P: 8 | R: 1 E: 0 K: 0 S: 7 | H: 2 LOB: 3 BB: 2 P: 15 | 1B: 9 2B: 5 3B: 0 HR: 1 | SF: 0 SAC: 0 DP: 1 HBP: 0 | WP: 1 PB: 0 SB: 0 CS: 0 | PA: 42 | | | | | |
| PITCHER | IP | WLS | BF | H | R | ER | SO | BB | IBB | HBP | BLK | WP | HR | S | P | ERA | WHIP | | | | | | | | | | |
| Nick Bierbrodt, L ERA: 11.77 | (1, 1) | 4.2 | 24 | 10 | 5 | 5 | 2 | 1 | 0 | 0 | 0 | 0 | 0 | 6 | 9 | 0.00 | 3.000 | | | | | | | | | | |
| Mike Venafro, L ERA: 6.23 | (5, 1) | 0.1 | 2 | 1 | 0 | 0 | 0 | 0 | 0 | 0 | 0 | 0 | 0 | 6 | 9 | 0.00 | 3.000 | | | | | | | | | | |
| Jesus Colome, R ERA: 11.12 | (6, 1) | 2.0 | 8 | 2 | 0 | 0 | 1 | 0 | 0 | 0 | 0 | 1 | 0 | 20 | 29 | 0.00 | 1.000 | | | | | | | | | | |
| Al Levine, R ERA: 2.25 | (8, 1) | 1.1 | L | 6 | 1 | 1 | 1 | 0 | 1 | 0 | 0 | 0 | 0 | 10 | 17 | 6.75 | 1.500 | | | | | | | | | | |
| Bobby Seay, L ERA: 4.5 | (9, 1) | 0.0 | 1 | 0 | 0 | 0 | 0 | 1 | 0 | 0 | 0 | 0 | 0 | 0 | 4 | ∞ | ∞ | | | | | | | | | | |
| PITCHER | IP | WLS | BF | H | R | ER | SO | BB | IBB | HBP | BLK | WP | HR | S | P | ERA | WHIP | | | | | | | | | | |
| Travis Harper, R ERA: 0.96 | (9, 1) | 0.0 | 1 | 1 | 0 | 0 | 0 | 0 | 0 | 0 | 0 | 0 | 0 | 2 | 2 | ∞ | ∞ | | | | | | | | | | |




| Batter | 1 | 2 | 3 | 4 | 5 | 6 | 7 | 8 | 9 | AB | R | H | RBI | BB | SO | LOB | TOP | | | | | | | | | | |
|---|-------------------------------|----------------------------------|-------------------------------|----------------------------------|-------------------------------|----------------------------------|------------------------------|----------------------------------|------------------------------|----------------------------------|-------------------------------|----------------------------------|-------------------------------|----------------------------------|-------------------------------|----------------------------------|--|-------------------------------|------------------------------------|----------------------------------|------------------------------------|----------------------------------|--------|--|--|--|--|
| 13 Carl Crawford, L OBP: 0.270, SLG: 0.315 | F8 | F9 | | | | | | | F7 | 5 | 1 | 1 | 0 | 0 | 0 | 0 | Tampa Bay Devil Rays @ Boston Red Sox Fenway Park, Boston, MA Wed Apr 16 2003, 6:05 PM EDT Att: 26,688 - Cloudy - 48 F | | | | | | | | | | |
| 5 Rocco Baldelli, R OBP: 0.419, SLG: 0.559 | G5-3 | K | | | | | | | F9 | 5 | 0 | 1 | 1 | 0 | 2 | 1 | | | | | | | | | | | |
| Aubrey Huff, L OBP: 0.364, SLG: 0.448 | 1B BB | | | | | | | | | 2 | 1 | 0 | 0 | 2 | 0 | 2 | | | | | | | | | | | |
| Ben Grieve, L OBP: 0.388, SLG: 0.289 | 1B | | | | | | | | | 4 | 0 | 1 | 0 | 0 | 0 | 2 | | | | | | | | | | | |
| Al Martin, L OBP: 0.417, SLG: 0.406 Damian Rolls, R OBP: 0.400, SLG: 0.286 | 1B | | | | | | | | | 3 | 0 | 1 | 1 | 0 | 1 | 1 | | | | | | | | | | | |
| Marlon Anderson, L OBP: 0.333, SLG: 0.368 | K | | | | | | | | | 1 | 0 | 0 | 0 | 0 | 0 | 0 | | | | | | | | | | | |
| Damion Easley, R OBP: 0.250, SLG: 0.314 | | | | | | | | | | 4 | 1 | 1 | 0 | 0 | 0 | 2 | | | | | | | | | | | |
| Toby Hall, R OBP: 0.277, SLG: 0.333 | F9 | | | | | | | | | 4 | 0 | 0 | 0 | 0 | 1 | 2 | | | | | | | | | | | |
| Rey Ordonez, R OBP: 0.321, SLG: 0.500 | HR | | | | | | | | | 4 | 1 | 1 | 2 | 0 | 0 | 0 | | | | | | | | | | | |
| Inning Stats | R: 1 E: 0 K: 1 S: 16 | H: 2 LOB: 2 BB: 1 P: 26 | R: 2 E: 0 K: 1 S: 10 | H: 2 LOB: 0 BB: 0 P: 17 | R: 0 E: 0 K: 1 S: 8 | H: 0 LOB: 0 BB: 0 P: 12 | R: 0 E: 0 K: 0 S: 8 | H: 0 LOB: 0 BB: 0 P: 10 | R: 0 E: 0 K: 0 S: 9 | H: 1 LOB: 1 BB: 0 P: 12 | R: 0 E: 1 K: 0 S: 9 | H: 0 LOB: 1 BB: 0 P: 12 | R: 1 E: 1 K: 0 S: 10 | H: 1 LOB: 2 BB: 1 P: 19 | R: 0 E: 0 K: 1 S: 6 | H: 1 LOB: 1 BB: 0 P: 9 | | R: 0 E: 0 K: 0 S: 6 | H: 0 LOB: 0 BB: 0 P: 12 | 1B: 5 2B: 1 3B: 0 HR: 1 | SF: 0 SAC: 0 DP: 1 HBP: 0 | WP: 2 PB: 0 SB: 2 CS: 0 | PA: 38 | | | | |
| PITCHER | IP | WLS | BF | H | R | ER | SO | BB | IBB | HBP | BLK | WP | HR | S | P | ERA | WHIP | | | | | | | | | | |
| John Burkett, R ERA: 3.5 | (1, 1) | 6.2 | 30 | 6 | 4 | 3 | 4 | 2 | 0 | 0 | 0 | 1 | 1 | 68 | 105 | 4.05 | 1.200 | | | | | | | | | | |
| Kevin Tolar, L ERA: | (7, 1) | 0.1 | 1 | 0 | 0 | 0 | 0 | 0 | 0 | 0 | 0 | 0 | 0 | 1 | 3 | 0.00 | 0.000 | | | | | | | | | | |
| Chad Fox, R ERA: 5.4 | (8, 1) | 1.0 | W | 4 | 1 | 0 | 1 | 0 | 0 | 0 | 0 | 1 | 0 | 6 | 9 | 0.00 | 1.000 | | | | | | | | | | |
| Brandon Lyon, R ERA: 1.13 | (9, 1) | 1.0 | S | 3 | 0 | 0 | 0 | 0 | 0 | 0 | 0 | 0 | 0 | 6 | 12 | 0.00 | 0.000 | | | | | | | | | | |
| Batter | 1 | 2 | 3 | 4 | 5 | 6 | 7 | 8 | 9 | AB | R | H | RBI | BB | SO | LOB | BOTTOM | | | | | | | | | | |
| 18 Johnny Damon, L OBP: 0.299, SLG: 0.525 | G4-3 | G6-3 | | | | | | | | 4 | 0 | 1 | 0 | 0 | 0 | 3 | Tampa Bay Devil Rays @ Boston Red Sox Fenway Park, Boston, MA Wed Apr 16 2003, 6:05 PM EDT Att: 26,688 - Cloudy - 48 F | | | | | | | | | | |
| Todd Walker, L OBP: 0.333, SLG: 0.400 | 1B | | | | | | | | | 3 | 1 | 1 | 0 | 1 | 0 | 1 | | | | | | | | | | | |
| Nomar Garciaparra, R OBP: 0.333, SLG: 0.576 | F9 | | | | | | | | | 4 | 1 | 1 | 1 | 0 | 0 | 2 | | | | | | | | | | | |
| Manny Ramirez, R OBP: 0.313, SLG: 0.441 | P4 | | | | | | | | | 4 | 2 | 2 | 1 | 0 | 0 | 1 | | | | | | | | | | | |
| 34 David Ortiz, L OBP: 0.324, SLG: 0.310 Damian Jackson, R OBP: 0.222, SLG: 0.222 Bill Mueller, S OBP: 0.385, SLG: 0.478 | BB | | | | | | | | | 4 | 0 | 3 | 2 | 0 | 0 | 0 | | | | | | | | | | | |
| Shea Hillenbrand, R OBP: 0.350, SLG: 0.472 | G6-3 | | | | | | | | | 3 | 1 | 0 | 0 | 1 | 1 | 2 | | | | | | | | | | | |
| Jeremy Giambi, L OBP: 0.341, SLG: 0.313 | BB | | | | | | | | | 3 | 1 | 1 | 1 | 1 | 0 | 0 | | | | | | | | | | | |
| Trot Nixon, L OBP: 0.468, SLG: 0.564 | BB | | | | | | | | | 3 | 0 | 1 | 1 | 1 | 1 | 0 | | | | | | | | | | | |
| Jason Varitek, S OBP: 0.364, SLG: 0.514 | K | | | | | | | | | 4 | 0 | 0 | 0 | 0 | 2 | 5 | | | | | | | | | | | |
| Inning Stats | R: 0 E: 0 K: 0 S: 12 | H: 1 LOB: 1 BB: 0 P: 18 | R: 0 E: 0 K: 1 S: 14 | H: 1 LOB: 3 BB: 2 P: 30 | R: 1 E: 0 K: 0 S: 12 | H: 2 LOB: 1 BB: 0 P: 16 | R: 0 E: 0 K: 0 S: 7 | H: 0 LOB: 0 BB: 0 P: 11 | R: 1 E: 0 K: 0 S: 8 | H: 2 LOB: 0 BB: 0 P: 11 | R: 0 E: 0 K: 1 S: 11 | H: 0 LOB: 0 BB: 0 P: 17 | R: 0 E: 0 K: 1 S: 7 | H: 0 LOB: 0 BB: 0 P: 11 | R: 4 E: 0 K: 1 S: 20 | H: 4 LOB: 2 BB: 2 P: 37 | | R: 0 E: 0 K: 1 HR: 2 | SF: 0 SAC: 0 DP: 1 HBP: 0 | WP: 0 PB: 0 SB: 1 CS: 1 | PA: 36 | | | | | | |
| PITCHER | IP | WLS | BF | H | R | ER | SO | BB | IBB | HBP | BLK | WP | HR | S | P | ERA | WHIP | | | | | | | | | | |
| Steve Parris, R ERA: 4.0 | (1, 1) | 6.0 | 25 | 6 | 2 | 2 | 2 | 2 | 0 | 0 | 0 | 0 | 0 | 10 | 18 | 3.00 | 1.333 | | | | | | | | | | |
| Travis Harper, R ERA: 1.74 | (7, 1) | 1.0 | H | 4 | 0 | 1 | 1 | 1 | 0 | 0 | 0 | 0 | 0 | 10 | 18 | 9.00 | 1.000 | | | | | | | | | | |
| Lance Carter, R ERA: 3.27 | (8, 1) | 1.0 | L | 7 | 4 | 3 | 3 | 1 | 0 | 0 | 0 | 0 | 0 | 17 | 30 | 27.00 | 5.000 | | | | | | | | | | |

| Batter | 1 | 2 | 3 | 4 | 5 | 6 | 7 | 8 | 9 | AB R H RBI BB SO LOB | TOP | | | | | | | | | |
|---|---|---------------------------------|------------------------------|--------------------------|-------------------------------|----------------------------------|-------------------------------|----------------------------------|-------------------------------|----------------------------------|--|---|------------------------------|----------------------------------|-------------------------------|----------------------------------|----------------------------------|------------------------------------|-------------------------|--------|
| 13 Carl Crawford, L OBP: 0.253, SLG: 0.293 | G1-3 | | G1-3 | | | | G5-3 | | F7 | 5 0 1 0 0 0 0 | Tampa Bay Devil Rays @ Baltimore Orioles Oriole Park at Camden Yards, Baltimore, MD Fri Apr 18 2003, 7:05 PM EDT Att: 19,545 - Overcast - 45 F livebaseballscorecards.com | | | | | | | | | |
| Damian Rolls, R OBP: 0.333, SLG: 0.231 | G1-3 | | K | | | | K | | G6-3 | 5 0 0 0 0 3 2 | | | | | | | | | | |
| Aubrey Huff, L OBP: 0.365, SLG: 0.431 | L4 | | | | G3 | | G4-6-3 | | G3 | 4 0 0 0 0 0 2 | | | | | | | | | | |
| 5 Rocco Baldelli, R OBP: 0.414, SLG: 0.545 | | K2-3 | | | | | | | | 4 1 2 0 0 2 0 | | | | | | | | | | |
| Al Martin, L OBP: 0.386, SLG: 0.400 | F7 | | | | | | | | | 4 1 1 0 0 0 2 | | | | | | | | | | |
| Damion Easley, R OBP: 0.256, SLG: 0.293 | P4 | | | | | | | | | 3 1 1 1 1 0 1 | | | | | | | | | | |
| Marlon Anderson, L OBP: 0.360, SLG: 0.364 | | | | | | | | | | 2 1 1 1 2 0 0 | | | | | | | | | | |
| Toby Hall, R OBP: 0.278, SLG: 0.388 | | | | | | | | | | 4 2 2 3 0 0 3 | | | | | | | | | | |
| Rey Ordonez, R OBP: 0.317, SLG: 0.525 | | | | | | | | | | 4 1 2 2 0 1 0 | | | | | | | | | | |
| Inning Stats | R: 0 E: 0 K: 0 S: 6 | H: 0 LOB: 0 BB: 0 P: 6 | R: 0 E: 0 K: 1 S: 7 | H: 0 LOB: 0 BB: 11 | R: 2 E: 0 K: 1 S: 13 | H: 2 LOB: 0 BB: 0 P: 20 | R: 1 E: 0 K: 1 S: 13 | H: 2 LOB: 2 BB: 1 P: 24 | R: 0 E: 0 K: 2 S: 16 | H: 2 LOB: 1 BB: 0 P: 10 | R: 0 E: 0 K: 2 S: 9 | H: 0 LOB: 0 BB: 0 P: 13 | R: 0 E: 0 K: 0 S: 8 | H: 1 LOB: 0 BB: 0 P: 10 | R: 3 E: 0 K: 0 S: 13 | H: 1 LOB: 0 BB: 2 P: 26 | 1B: 6 2B: 2 3B: 0 HR: 2 | SF: 0 SAC: 0 DP: 2 HBP: 0 | WP: 0 PB: 1 CS: 0 | PA: 38 |
| PITCHER | IP WLS BF H R ER SO BB IBB HBP BLK WP HR S P ERA WHIP | | | | | | | | | | | IP WLS BF H R ER SO BB IBB HBP BLK WP HR S P ERA WHIP | | | | | | | | |
| Jason Johnson, R ERA: 2.89 | (1, 1) 6.0 W 26 8 4 3 4 1 0 0 0 0 1 62 98 4.50 1.500 | | | | | | | | | | | | | | | | | | | |
| Rick Bauer, R ERA: 7.11 | (7, 1) 2.0 9 2 3 3 2 2 0 0 0 0 1 21 38 13.50 2.000 | | | | | | | | | | | | | | | | | | | |
| Jorge Julio, R ERA: 3.68 | (9, 1) 1.0 S 3 0 0 0 0 0 0 0 0 0 0 9 11 0.00 0.000 | | | | | | | | | | | | | | | | | | | |

| Batter | 1 | 2 | 3 | 4 | 5 | 6 | 7 | 8 | 9 | AB R H RBI BB SO LOB | BOTTOM | | | | | | | | | |
|---|--|---------------------------------|-------------------------------|----------------------------------|------------------------------|----------------------------------|------------------------------|----------------------------------|------------------------------|---------------------------------|--|---|------------------------------|----------------------------------|------------------------------|----------------------------------|----------------------------------|------------------------------------|-------------------------|--------|
| Jerry Hairston, R OBP: 0.338, SLG: 0.377 | G5-3 | SF9 | K | | | | | | | 3 0 1 1 1 1 0 | Tampa Bay Devil Rays @ Baltimore Orioles Oriole Park at Camden Yards, Baltimore, MD Fri Apr 18 2003, 7:05 PM EDT Att: 19,545 - Overcast - 45 F livebaseballscorecards.com | | | | | | | | | |
| Gary Matthews, S OBP: 0.256, SLG: 0.313 | G4-3 | BB 31 1B 2B | | | | | | | | 5 1 2 1 0 0 1 | | | | | | | | | | |
| B.J. Surhoff, L OBP: 0.240, SLG: 0.255 | F9 | 31 1B BB BB | | | | | | | | 3 1 0 0 1 0 2 | | | | | | | | | | |
| Jeff Conine, R OBP: 0.349, SLG: 0.396 | | | | | | | | | | 3 2 1 1 1 0 0 | | | | | | | | | | |
| 31 Jay Gibbons, L OBP: 0.294, SLG: 0.375 | | | | | | | | | | 4 1 2 1 0 0 0 | | | | | | | | | | |
| Tony Batista, R OBP: 0.431, SLG: 0.625 | | | | | | | | | | 3 2 2 3 1 0 0 | | | | | | | | | | |
| 21 Marty Cordova, R OBP: 0.481, SLG: 0.421 | | | | | | | | | | 3 1 0 1 1 0 2 | | | | | | | | | | |
| Deivi Cruz, R OBP: 0.196, SLG: 0.286 | | | | | | | | | | 4 0 0 1 0 0 2 | | | | | | | | | | |
| Geronimo Gil, R OBP: 0.261, SLG: 0.286 | | | | | | | | | | 3 1 0 0 0 0 0 | | | | | | | | | | |
| Inning Stats | R: 0 E: 0 K: 0 S: 5 | H: 0 LOB: 0 BB: 0 P: 8 | R: 8 E: 0 K: 0 S: 27 | H: 5 LOB: 2 BB: 4 P: 54 | R: 0 E: 0 K: 1 S: 8 | H: 0 LOB: 0 BB: 0 P: 11 | R: 0 E: 0 K: 0 S: 8 | H: 0 LOB: 0 BB: 0 P: 13 | R: 0 E: 0 K: 0 S: 5 | H: 0 LOB: 0 BB: 0 P: 9 | R: 0 E: 0 K: 0 S: 8 | H: 1 LOB: 2 BB: 1 P: 18 | R: 1 E: 0 K: 0 S: 7 | H: 1 LOB: 0 BB: 0 P: 10 | R: 0 E: 0 K: 0 S: 9 | H: 1 LOB: 1 BB: 0 P: 13 | 1B: 5 2B: 2 3B: 0 HR: 1 | SF: 1 SAC: 0 DP: 0 HBP: 1 | WP: 0 PB: 0 CS: 0 | PA: 38 |
| PITCHER | IP WLS BF H R ER SO BB IBB HBP BLK WP HR S P ERA WHIP | | | | | | | | | | | IP WLS BF H R ER SO BB IBB HBP BLK WP HR S P ERA WHIP | | | | | | | | |
| Victor Zambrano, R ERA: 7.77 | (1, 1) 6.0 L 30 6 8 8 1 0 0 0 0 0 0 1 61 113 12.00 1.833 | | | | | | | | | | | | | | | | | | | |
| Jesus Colome, R ERA: 9.39 | (7, 1) 2.0 8 2 1 1 0 0 0 0 0 0 1 16 23 4.50 1.000 | | | | | | | | | | | | | | | | | | | |

| Batter | 1 | 2 | 3 | 4 | 5 | 6 | 7 | 8 | 9 | AB | R | H | RBI | BB | SO | LOB | TOP | | | | | | | | |
|---|-------------------------------|----------------------------------|------------------------------|----------------------------------|------------------------------|----------------------------------|------------------------------|---------------------------------|-------------------------------|----------------------------------|-------------------------------|----------------------------------|------------------------------|---------------------------------|-------------------------------|----------------------------------|--|----------------------------------|----------------------------------|------------------------------------|----------------------------------|--------|--|--|--|
| 13 Carl Crawford, L OBP: 0.250, SLG: 0.287 | G5-3 | | L9 | | K | | | | G4-3 | 5 | 0 | 1 | 0 | 0 | 1 | 1 | <p>Tampa Bay Devil Rays @ Baltimore Orioles</p> <p>Oriole Park at Camden Yards, Baltimore, MD</p> <p>Sat Apr 19 2003, 1:35 PM EDT</p> <p>Att: 33,870 - Overcast - 63 F</p> <p>livebaseballscores.com</p> <p>AB 35 R 8 H 11 RBI 8 BB 2 SO 5 LOB 9</p>  | | | | | | | | |
| George Lombard, L OBP: 0.250, SLG: 1.000 | HR | | FC6-4 HR | | | G3 | P5 | | | 4 | 2 | 1 | 1 | 0 | 0 | 2 | | | | | | | | | |
| Aubrey Huff, L OBP: 0.385, SLG: 0.507 | | | | | | | G4-3 | | | 4 | 2 | 3 | 2 | 0 | 0 | 1 | | | | | | | | | |
| 5 Rocco Baldelli, R OBP: 0.405, SLG: 0.529 | P2 | | | | | | | | P6 | 4 | 1 | 1 | 0 | 0 | 1 | 1 | | | | | | | | | |
| Al Martin, L OBP: 0.375, SLG: 0.372 | K | | | | | | | | K | 3 | 1 | 0 | 0 | 1 | 2 | 1 | | | | | | | | | |
| Damon Easley, R OBP: 0.277, SLG: 0.378 | | | | | | | | | | 4 | 2 | 2 | 2 | 0 | 0 | 0 | | | | | | | | | |
| Marlon Anderson, L OBP: 0.370, SLG: 0.362 | | | | | | | | | | 3 | 0 | 1 | 1 | 1 | 0 | 0 | | | | | | | | | |
| Javier Valentin, S OBP: 0.235, SLG: 0.438 | | | | | | | | | | 4 | 0 | 1 | 2 | 0 | 0 | 1 | | | | | | | | | |
| Rey Ordóñez, R OBP: 0.313, SLG: 0.508 | | | | | | | | | | 4 | 0 | 1 | 0 | 0 | 1 | 2 | | | | | | | | | |
| Inning Stats | R: 1 E: 0 K: 1 S: 11 | H: 2 LOB: 1 BB: 0 P: 16 | R: 0 E: 0 K: 0 S: 4 | H: 0 LOB: 0 BB: 1 P: 10 | R: 2 E: 0 K: 1 S: 9 | H: 2 LOB: 0 BB: 0 P: 12 | R: 0 E: 0 K: 0 S: 6 | H: 0 LOB: 0 BB: 0 P: 8 | R: 0 E: 0 K: 1 S: 10 | H: 0 LOB: 0 BB: 0 P: 12 | R: 4 E: 0 K: 0 S: 19 | H: 5 LOB: 1 BB: 1 P: 33 | R: 0 E: 0 K: 0 S: 5 | H: 1 LOB: 0 BB: 0 P: 6 | R: 1 E: 0 K: 1 S: 12 | H: 1 LOB: 0 BB: 0 P: 17 | R: 0 E: 0 K: 1 S: 9 | H: 0 LOB: 0 BB: 0 P: 10 | 1B: 7 2B: 1 3B: 0 HR: 3 | SF: 0 SAC: 0 DP: 2 HBP: 0 | WP: 0 PB: 0 SB: 0 CS: 1 | PA: 37 | | | |
| PITCHER | IP | WLS | BF | H | R | ER | SO | BB | IBB | HBP | BLK | WP | HR | S | P | ERA | WHIP | | | | | | | | |
| Rodrigo Lopez, R ERA: 7.68 | 5.1 | L | 25 | 8 | 7 | 7 | 3 | 2 | 0 | 0 | 0 | 0 | 2 | 54 | 84 | 11.81 | 1.875 | | | | | | | | |
| Willis Roberts, R ERA: 3.24 | 2.2 | | 9 | 3 | 1 | 1 | 1 | 0 | 0 | 0 | 0 | 0 | 1 | 22 | 30 | 3.38 | 1.125 | | | | | | | | |
| Kerry Ligtenberg, R ERA: 4.5 | 1.0 | | 3 | 0 | 0 | 0 | 1 | 0 | 0 | 0 | 0 | 0 | 0 | 9 | 10 | 0.00 | 0.000 | | | | | | | | |

| Batter | 1 | 2 | 3 | 4 | 5 | 6 | 7 | 8 | 9 | AB | R | H | RBI | BB | SO | LOB | BOTTOM | | | | | | | | |
|---|------------------------------|----------------------------------|------------------------------|----------------------------------|------------------------------|---------------------------------|------------------------------|----------------------------------|-------------------------------|----------------------------------|-------------------------------|----------------------------------|-------------------------------|----------------------------------|-------------------------------|----------------------------------|---|----------------------------------|----------------------------------|------------------------------------|----------------------------------|--------|--|--|--|
| Jerry Hairston, R OBP: 0.368, SLG: 0.415 | L6 S 1B | | | | | | | | | 4 | 2 | 3 | 0 | 1 | 0 | 2 | <p>Tampa Bay Devil Rays @ Baltimore Orioles</p> <p>Oriole Park at Camden Yards, Baltimore, MD</p> <p>Sat Apr 19 2003, 1:35 PM EDT</p> <p>Att: 33,870 - Overcast - 63 F</p> <p>livebaseballscores.com</p> <p>AB 37 R 7 H 14 RBI 7 BB 5 SO 6 LOB 23</p>  | | | | | | | | |
| Gary Matthews, S OBP: 0.288, SLG: 0.324 | L6 | | | | | | | | | 4 | 1 | 1 | 1 | 1 | 1 | 3 | | | | | | | | | |
| B.J. Surhoff, L OBP: 0.273, SLG: 0.373 | L6 | | | | | | | | | 4 | 2 | 3 | 4 | 0 | 0 | 0 | | | | | | | | | |
| Jeff Conine, R OBP: 0.368, SLG: 0.404 | | | | | | | | | | 4 | 0 | 2 | 1 | 1 | 0 | 2 | | | | | | | | | |
| 31 Jay Gibbons, L OBP: 0.315, SLG: 0.382 | | | | | | | | | | 4 | 0 | 2 | 0 | 1 | 0 | 4 | | | | | | | | | |
| Tony Batista, R OBP: 0.400, SLG: 0.574 | | | | | | | | | | 5 | 0 | 0 | 0 | 0 | 2 | 5 | | | | | | | | | |
| 21 Marty Cordova, R OBP: 0.438, SLG: 0.348 | | | | | | | | | | 4 | 0 | 0 | 0 | 1 | 2 | 4 | | | | | | | | | |
| Deivi Cruz, R OBP: 0.200, SLG: 0.283 | | | | | | | | | | 4 | 1 | 1 | 0 | 0 | 0 | 2 | | | | | | | | | |
| Geronimo Gil, R OBP: 0.265, SLG: 0.289 | | | | | | | | | | 3 | 0 | 1 | 0 | 0 | 1 | 1 | | | | | | | | | |
| Jose Morban, S OBP: 0.500, SLG: 2.000 | | | | | | | | | | 1 | 1 | 1 | 1 | 0 | 0 | 0 | | | | | | | | | |
| Inning Stats | R: 0 E: 0 K: 0 S: 9 | H: 1 LOB: 0 BB: 0 P: 12 | R: 0 E: 0 K: 0 S: 5 | H: 0 LOB: 0 BB: 1 P: 13 | R: 0 E: 0 K: 1 S: 7 | H: 0 LOB: 0 BB: 0 P: 8 | R: 0 E: 0 K: 0 S: 7 | H: 2 LOB: 2 BB: 1 P: 12 | R: 0 E: 0 K: 0 S: 12 | H: 0 LOB: 1 BB: 1 P: 20 | R: 2 E: 0 K: 1 S: 17 | H: 3 LOB: 2 BB: 1 P: 28 | R: 1 E: 0 K: 0 S: 12 | H: 2 LOB: 2 BB: 1 P: 20 | R: 0 E: 0 K: 2 S: 10 | H: 1 LOB: 1 BB: 0 P: 17 | R: 4 E: 0 K: 2 S: 15 | H: 5 LOB: 1 BB: 0 P: 21 | 1B: 9 2B: 4 3B: 0 HR: 2 | SF: 1 SAC: 0 DP: 3 HBP: 0 | WP: 1 PB: 0 SB: 2 CS: 0 | PA: 43 | | | |
| PITCHER | IP | WLS | BF | H | R | ER | SO | BB | IBB | HBP | BLK | WP | HR | S | P | ERA | WHIP | | | | | | | | |
| Jorge Sosa, R ERA: 3.6 | 5.0 | W | 18 | 3 | 0 | 0 | 1 | 3 | 0 | 0 | 0 | 0 | 0 | 40 | 65 | 0.00 | 1.200 | | | | | | | | |
| Travis Harper, R ERA: 3.66 | 1.1 | | 10 | 5 | 3 | 3 | 1 | 1 | 0 | 0 | 0 | 1 | 1 | 24 | 37 | 20.25 | 4.500 | | | | | | | | |
| Bobby Seay, L ERA: 4.26 | 0.1 | | 2 | 0 | 0 | 0 | 0 | 1 | 0 | 0 | 0 | 0 | 0 | 4 | 9 | 0.00 | 3.000 | | | | | | | | |
| Al Levine, R ERA: 5.06 | 1.1 | H | 7 | 3 | 2 | 2 | 2 | 0 | 0 | 0 | 0 | 0 | 1 | 13 | 23 | 13.50 | 2.250 | | | | | | | | |
| Lance Carter, R ERA: 4.5 | 1.0 | | 6 | 3 | 2 | 2 | 2 | 0 | 0 | 0 | 0 | 0 | 0 | 13 | 17 | 18.00 | 3.000 | | | | | | | | |

| Batter | 1 | 2 | 3 | 4 | 5 | 6 | 7 | 8 | 9 | AB | R | H | RBI | BB | SO | LOB | TOP | | | | |
|--|------------------------------|---------------------------------|-------------------------------|----------------------------------|------------------------------|----------------------------------|------------------------------|----------------------------------|------------------------------|---------------------------------|-------------------------------|----------------------------------|-------------------------------|----------------------------------|-------------------------------|----------------------------------|----------------------------------|------------------------------------|----------------------------------|--------|--|
| 13 Carl Crawford, L OBP: 0.239, SLG: 0.275 (1, 7) | G6-3 | G1-3 | | | G4-3 | | | K | | 4 | 0 | 0 | 0 | 0 | 1 | 3 | | | | | |
| Damian Rolls, R OBP: 0.294, SLG: 0.200 (1, 9) | L8 | | L5 | | | G6-3 | | FC5-4 | | 4 | 0 | 0 | 0 | 0 | 0 | 1 | | | | | |
| 5 Rocco Baldelli, R OBP: 0.397, SLG: 0.527 (1, 8) | 2B | | G1-3 | | | G1-3 | | | F8 | 4 | 0 | 1 | 0 | 0 | 0 | 0 | | | | | |
| Aubrey Huff, L OBP: 0.366, SLG: 0.479 (1, 3) | L8 | | K | | | G1-3 | | | K | 4 | 0 | 0 | 0 | 0 | 2 | 1 | | | | | |
| Damon Easley, R OBP: 0.275, SLG: 0.367 (1, 5) | | F8 | | G4-6-3 1B | | | G5-3 | | K | 4 | 0 | 1 | 0 | 0 | 1 | 0 | | | | | |
| Toby Hall, R OBP: 0.281, SLG: 0.385 (1, 2) | | 1B SF7 1B | | G4-6-3 1-2f | | | L9 | | | 3 | 1 | 1 | 0 | 0 | 0 | 1 | | | | | |
| Terry Shumpert, R OBP: 0.250, SLG: 0.600 (1, 4) | | 1B 1-2 1B | | G6-3 | | | G5-3 | | | 3 | 0 | 1 | 0 | 0 | 0 | 0 | | | | | |
| Javier Valentin, S OBP: 0.250, SLG: 0.421 (1, 10) | | 1-2 2-3 1B | | | F8 | | | E3 FC6-4 | | 3 | 0 | 1 | 0 | 0 | 0 | 0 | | | | | |
| Rey Ordóñez, R OBP: 0.300, SLG: 0.493 (1, 6) | | SF7 3-H | | | P4 | | | FC6-4 FC5-4 | | 2 | 0 | 0 | 1 | 0 | 0 | 1 | | | | | |
| Inning Stats | R: 0 E: 0 K: 0 S: 7 | H: 1 LOB: 1 BB: 0 P: 8 | R: 1 E: 0 K: 0 S: 11 | H: 3 LOB: 2 BB: 0 P: 18 | R: 0 E: 0 K: 1 S: 8 | H: 0 LOB: 0 BB: 0 P: 10 | R: 0 E: 0 K: 0 S: 8 | H: 1 LOB: 0 BB: 0 P: 11 | R: 0 E: 0 K: 0 S: 9 | H: 0 LOB: 0 BB: 0 P: 9 | R: 0 E: 0 K: 0 S: 12 | H: 0 LOB: 0 BB: 0 P: 17 | R: 0 E: 1 K: 1 S: 10 | H: 0 LOB: 1 BB: 0 P: 13 | R: 0 E: 0 K: 2 S: 10 | H: 0 LOB: 0 BB: 0 P: 14 | 1B: 4 2B: 1 3B: 0 HR: 0 | SF: 1 SAC: 0 DP: 1 HBP: 0 | WP: 0 PB: 0 SB: 0 CS: 0 | PA: 32 | |
| PITCHER | IP | WLS | BF | H | R | ER | SO | BB | IBB | HBP | BLK | WP | HR | S | P | ERA | WHIP | | | | |
| Omar Daal, L ERA: 5.96 (1, 1) | 7.0 | W | 25 | 5 | 1 | 1 | 1 | 0 | 0 | 0 | 0 | 0 | 0 | 62 | 84 | 1.29 | 0.714 | | | | |
| Buddy Groom, L ERA: (8, 1) | 1.0 | H | 4 | 0 | 0 | 0 | 1 | 0 | 0 | 0 | 0 | 0 | 0 | 10 | 13 | 0.00 | 0.000 | | | | |
| Jorge Julio, R ERA: 3.24 (9, 1) | 1.0 | S | 3 | 0 | 0 | 0 | 2 | 0 | 0 | 0 | 0 | 0 | 0 | 10 | 14 | 0.00 | 0.000 | | | | |

Tampa Bay Devil Rays @ Baltimore Orioles
 Oriole Park at Camden Yards, Baltimore, MD
 Sun Apr 20 2003, 1:35 PM EDT
 Att: 25,787 - Sunny - 70 F

| | |
|-----|----|
| AB | 31 |
| R | 1 |
| H | 5 |
| RBI | 1 |
| BB | 0 |
| SO | 4 |
| LOB | 7 |

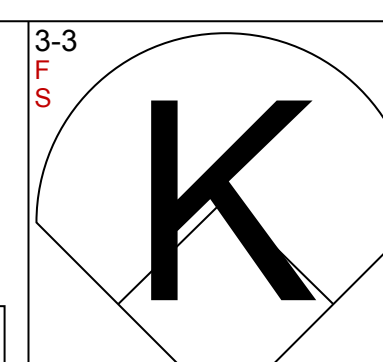
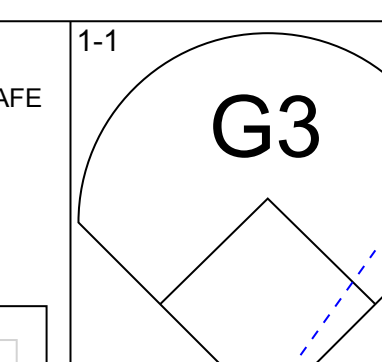
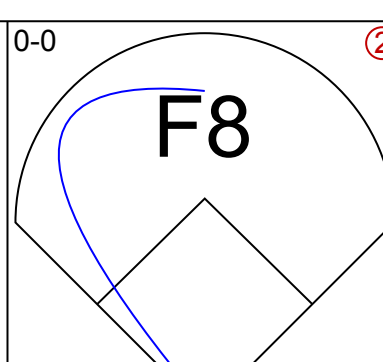
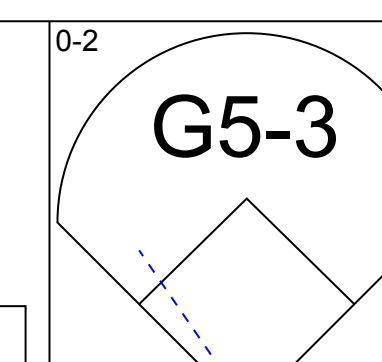
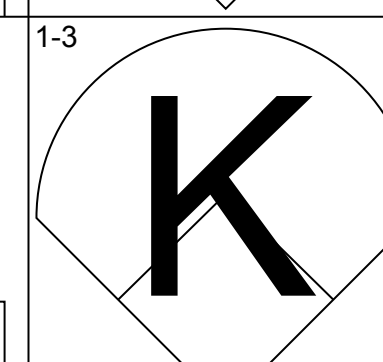
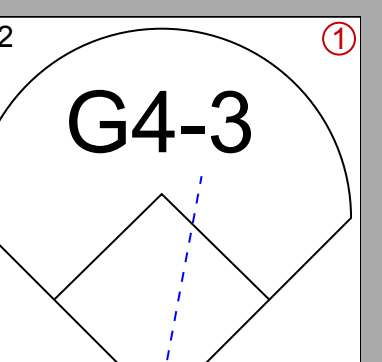
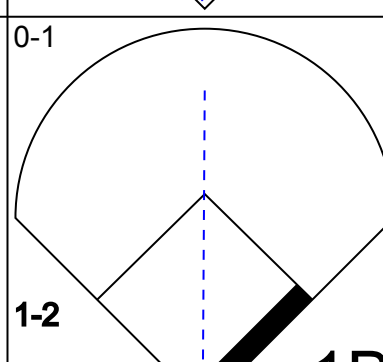
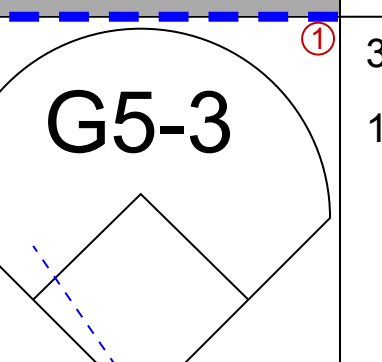
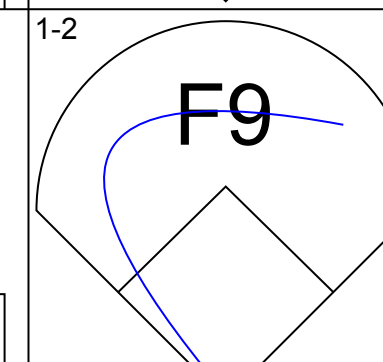
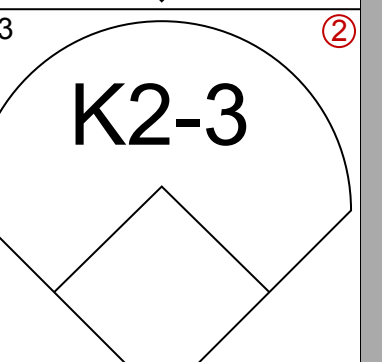
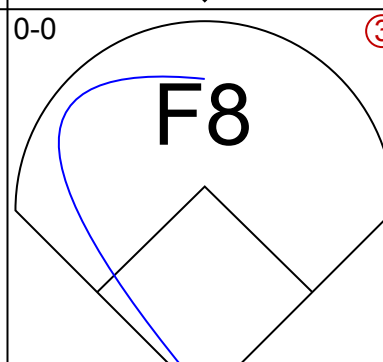
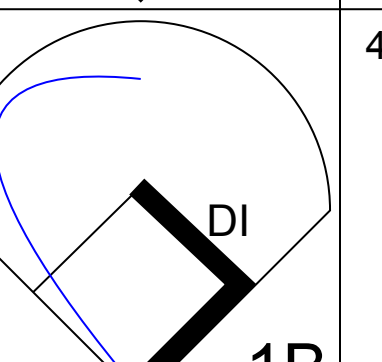
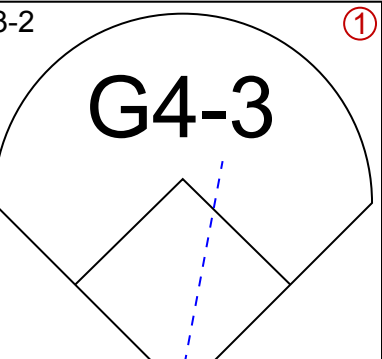

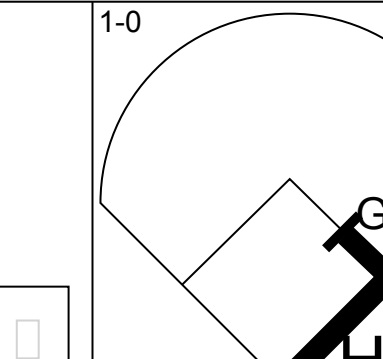
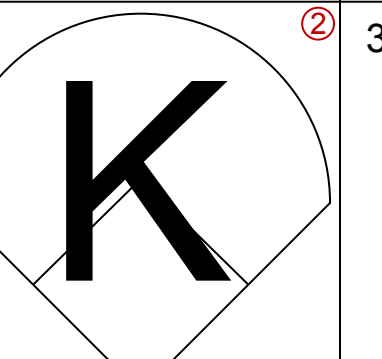
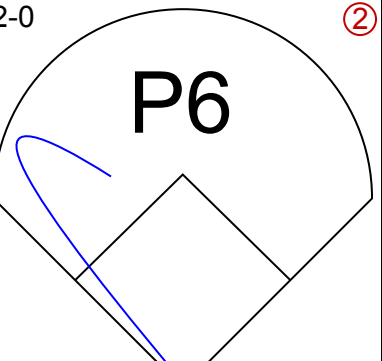
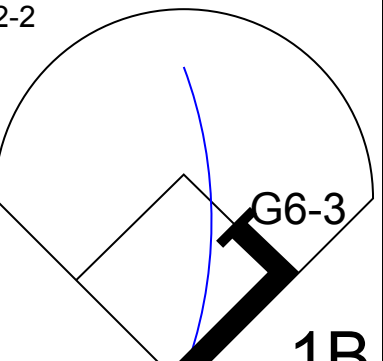
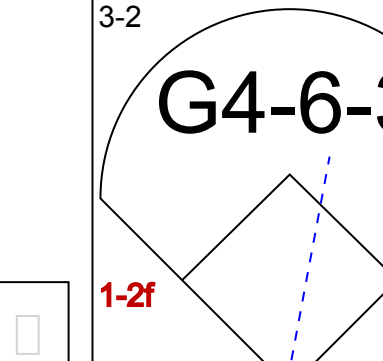
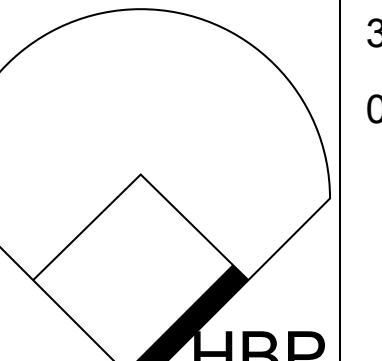
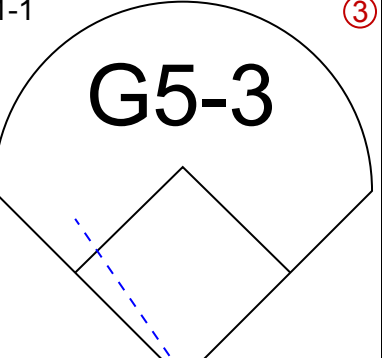
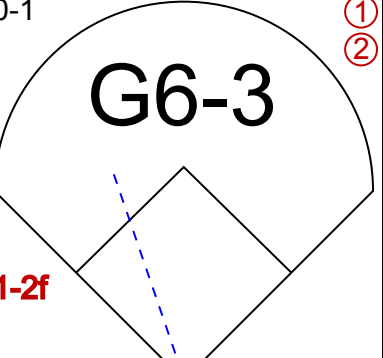
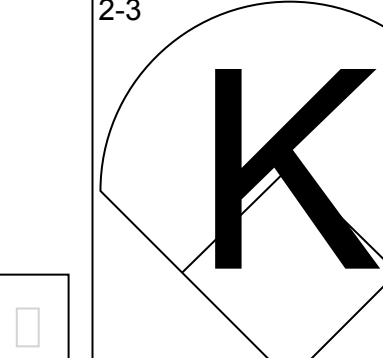
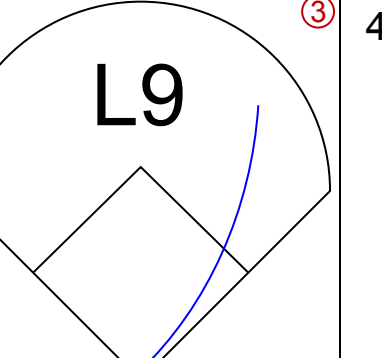
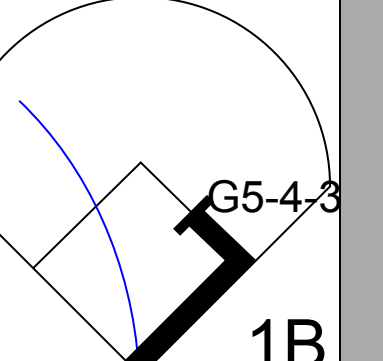
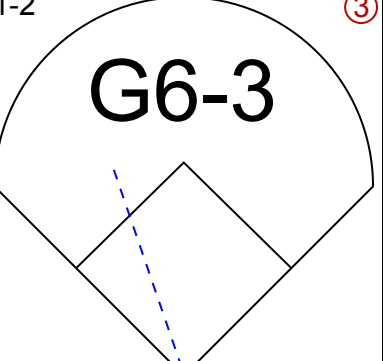
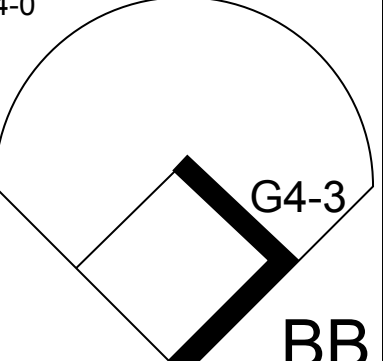
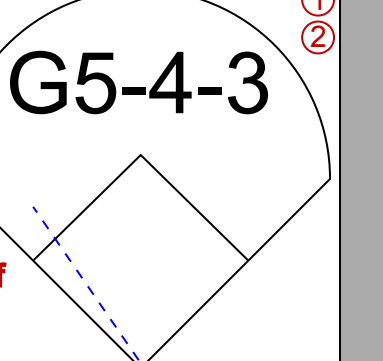
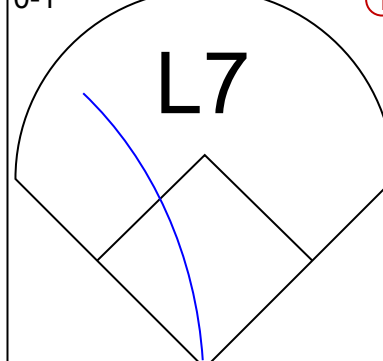
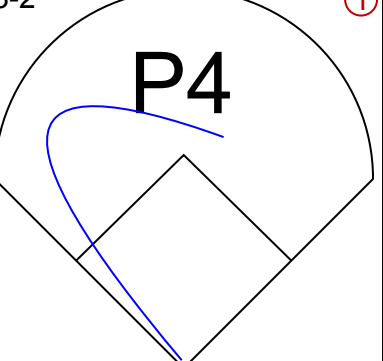
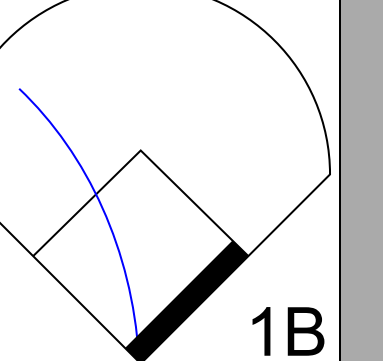
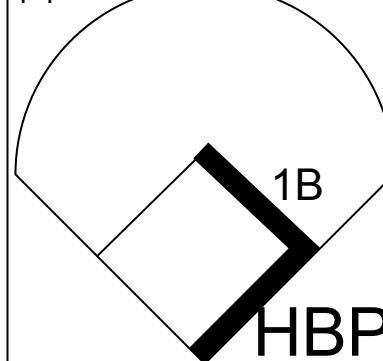
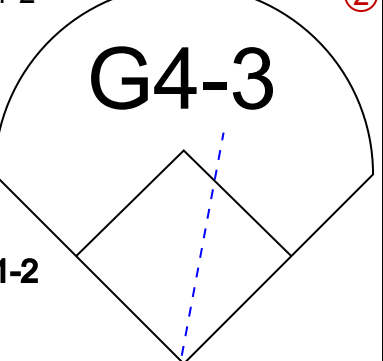


| Batter | 1 | 2 | 3 | 4 | 5 | 6 | 7 | 8 | 9 | AB | R | H | RBI | BB | SO | LOB | BOTTOM | | | | | |
|---|-------------------------------|----------------------------------|-------------------------------|----------------------------------|------------------------------|---------------------------------|------------------------------|---------------------------------|------------------------------|----------------------------------|------------------------------|----------------------------------|------------------------------|----------------------------------|------------------------------|---------------------------------|----------------------------------|------------------------------------|----------------------------------|--------|--|--|
| Jerry Hairston, R OBP: 0.375, SLG: 0.412 (1, 4) | 6 HR BB | FC6-4 1-2f | | | G6-3 | | | CS 1B | | 3 | 1 | 1 | 0 | 1 | 0 | 1 | | | | | | |
| 6 Melvin Mora, R OBP: 0.297, SLG: 0.423 (1, 7) | 1-H HR | F7 | | | G6-3 | | | F8 | | 4 | 1 | 1 | 2 | 0 | 0 | 2 | | | | | | |
| Gary Matthews, S OBP: 0.267, SLG: 0.333 (1, 8) | L7 | | 31 G6-3 2B | | G1-3 | | | G1-3 | | 4 | 0 | 1 | 0 | 0 | 0 | 1 | | | | | | |
| Jeff Conine, R OBP: 0.366, SLG: 0.400 (1, 3) | 31 L1-3 1B | | | F7 | | | F7 | | | 3 | 0 | 1 | 0 | 0 | 0 | 1 | | | | | | |
| 31 Jay Gibbons, L OBP: 0.303, SLG: 0.366 (1, 9) | L1-3 1-1 | | | G6-3 | | | F7 | | | 3 | 0 | 0 | 0 | 0 | 0 | 2 | | | | | | |
| Tony Batista, R OBP: 0.397, SLG: 0.563 (1, 5) | | 21 2B 21 E 1B | | K | | | G5-3 | | | 3 | 1 | 1 | 0 | 0 | 1 | 1 | | | | | | |
| 21 Marty Cordova, R OBP: 0.429, SLG: 0.385 (1, 10) | | E9 1-H G4-3 2B | | F9 | | | K | | | 3 | 1 | 1 | 0 | 0 | 1 | 0 | | | | | | |
| Deivi Cruz, R OBP: 0.190, SLG: 0.270 (1, 6) | | G4-3 | | P6 | | | F9 | | | 3 | 0 | 0 | 1 | 0 | 0 | 0 | | | | | | |
| Brook Fordyce, R OBP: 0.235, SLG: 0.294 (1, 2) | | 3-H 2-0 FC6-4 1B | | G3 | | | K | | | 3 | 0 | 1 | 0 | 0 | 1 | 0 | | | | | | |
| Inning Stats | R: 2 E: 0 K: 0 S: 10 | H: 2 LOB: 0 BB: 1 P: 22 | R: 2 E: 1 K: 0 S: 16 | H: 3 LOB: 1 BB: 0 P: 24 | R: 0 E: 0 K: 1 S: 6 | H: 1 LOB: 0 BB: 0 P: 9 | R: 0 E: 0 K: 0 S: 5 | H: 0 LOB: 0 BB: 0 P: 8 | R: 0 E: 0 K: 0 S: 8 | H: 0 LOB: 0 BB: 0 P: 10 | R: 0 E: 0 K: 0 S: 8 | H: 0 LOB: 0 BB: 0 P: 16 | R: 0 E: 0 K: 2 S: 9 | H: 0 LOB: 0 BB: 0 P: 15 | R: 0 E: 0 K: 0 S: 7 | H: 1 LOB: 0 BB: 0 P: 9 | 1B: 4 2B: 3 3B: 0 HR: 1 | SF: 0 SAC: 0 DP: 1 HBP: 0 | WP: 0 PB: 0 SB: 0 CS: 1 | PA: 30 | | |
| PITCHER | IP | WLS | BF | H | R | ER | SO | BB | IBB | HBP | BLK | WP | HR | S | P | ERA | WHIP | | | | | |
| Nick Bierbrodt, L ERA: 13.19 (1, 1) | 1.1 | L | 9 | 5 | 4 | 4 | 0 | 1 | 0 | 0 | 0 | 0 | 0 | 1 | 19 | 37 | 27.00 | 4.500 | | | | |
| Seth McClung, R ERA: 4.3 (2, 1) | 4.2 | | 15 | 1 | 0 | 0 | 1 | 0 | 0 | 0 | 0 | 0 | 0 | 34 | 52 | 0.00 | 0.214 | | | | | |
| Al Levine, R ERA: 3.68 (7, 1) | 2.0 | | 6 | 1 | 0 | 0 | 2 | 0 | 0 | 0 | 0 | 0 | 0 | 16 | 24 | 0.00 | 0.500 | | | | | |

Tampa Bay Devil Rays @ Baltimore Orioles
 Oriole Park at Camden Yards, Baltimore, MD
 Sun Apr 20 2003, 1:35 PM EDT
 Att: 25,787 - Sunny - 70 F

| | |
|-----|----|
| AB | 29 |
| R | 4 |
| H | 7 |
| RBI | 3 |
| BB | 1 |
| SO | 3 |
| LOB | 8 |

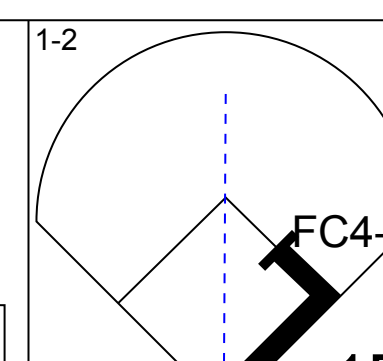
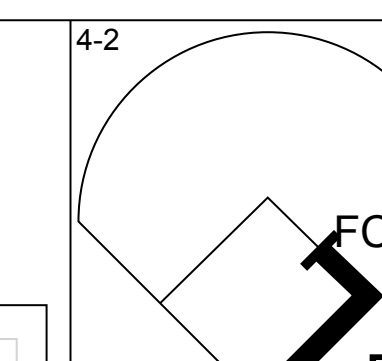
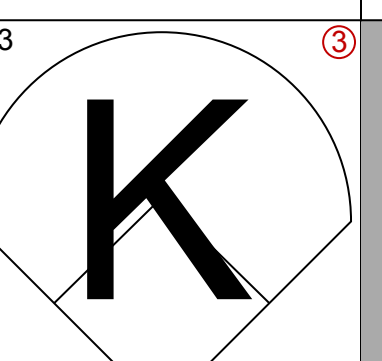
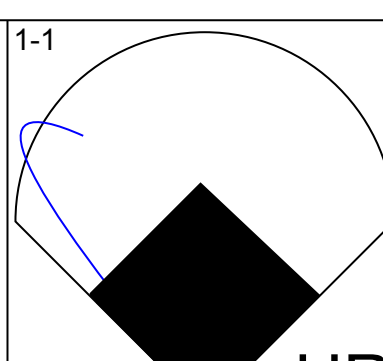
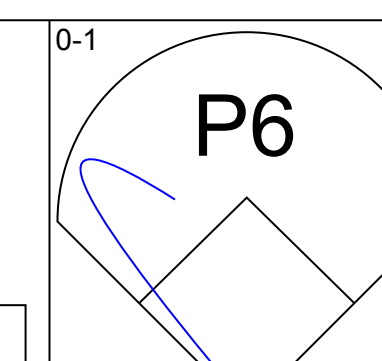
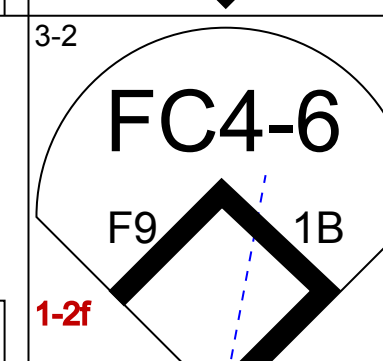
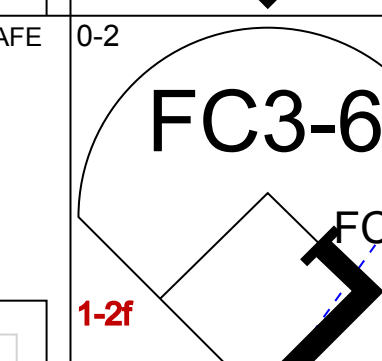
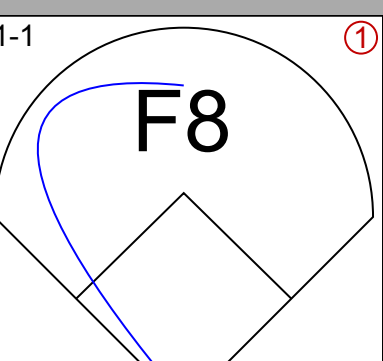
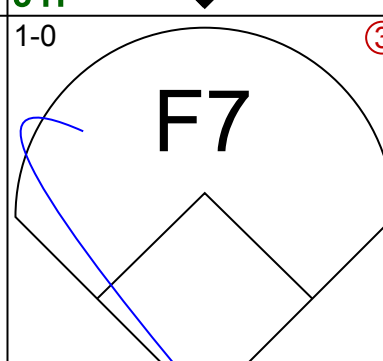
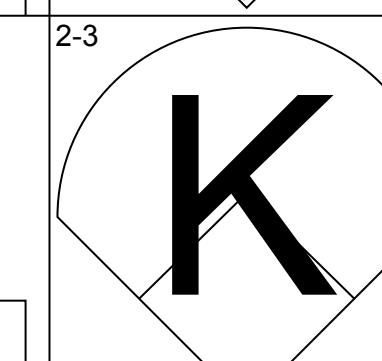
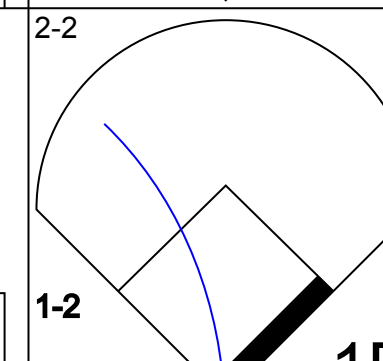
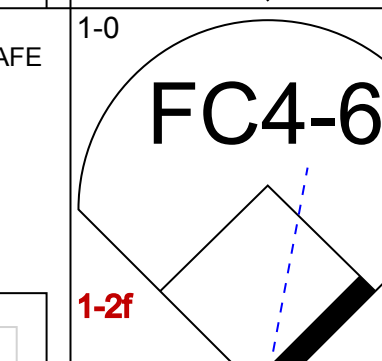
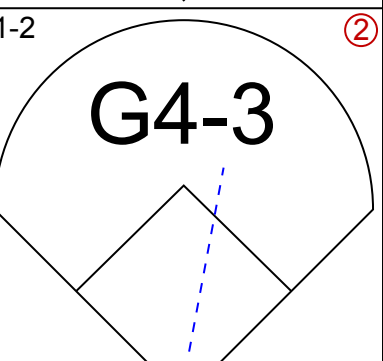
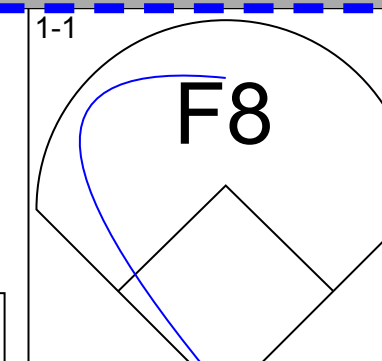
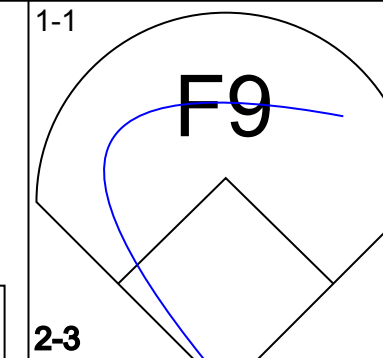
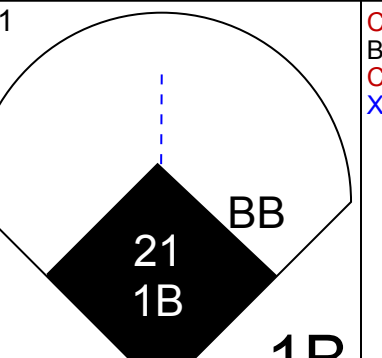
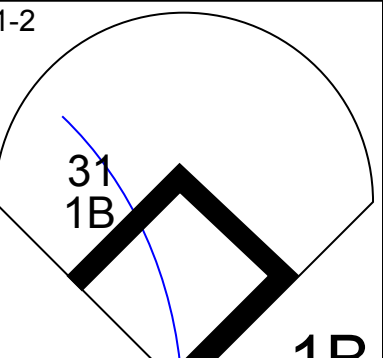
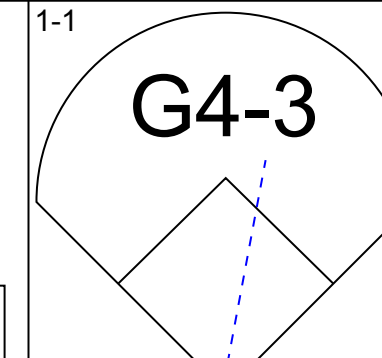
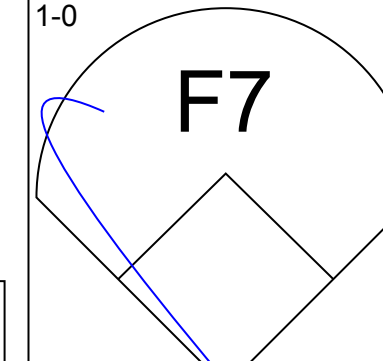
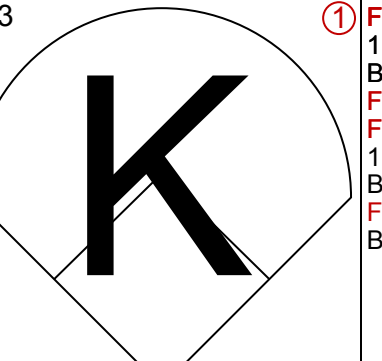
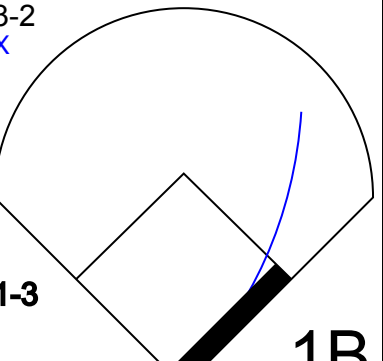
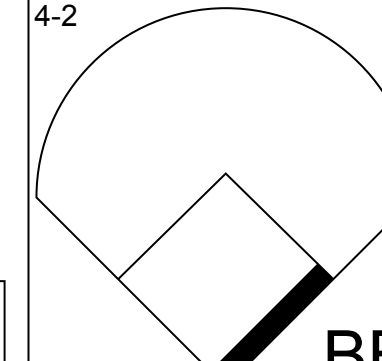
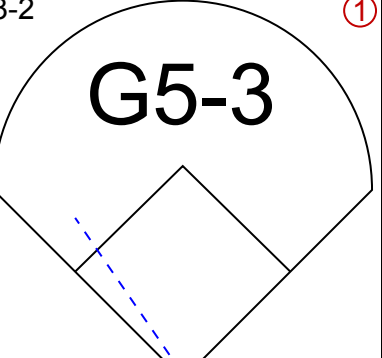
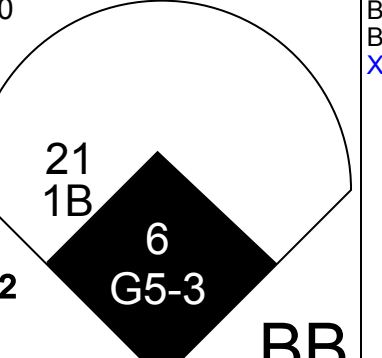
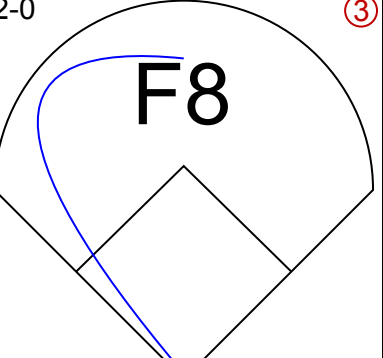
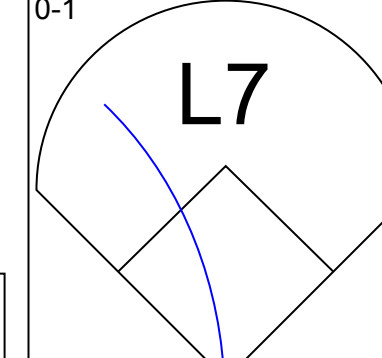

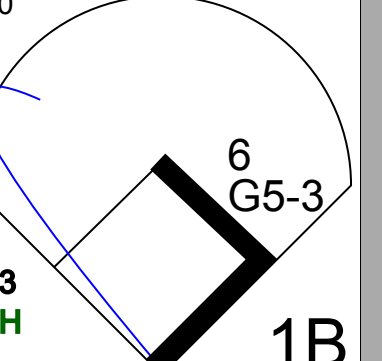
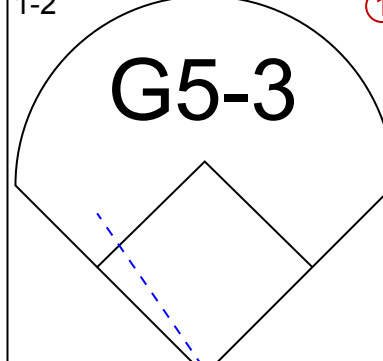
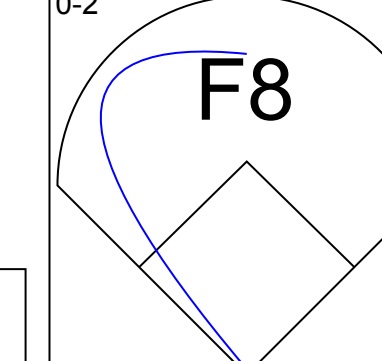
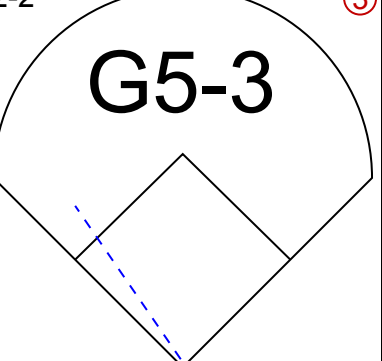
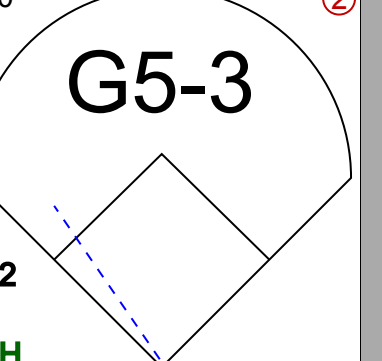
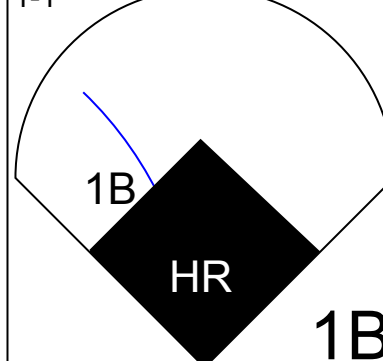
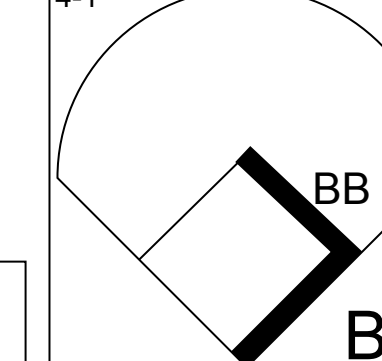
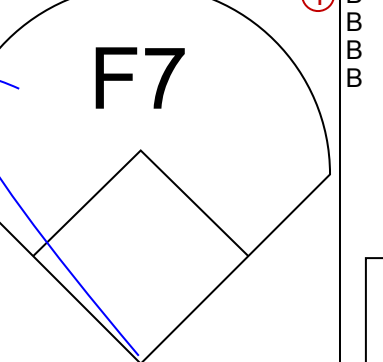

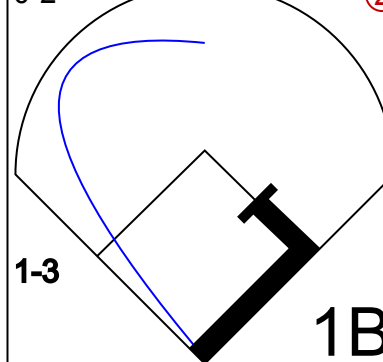
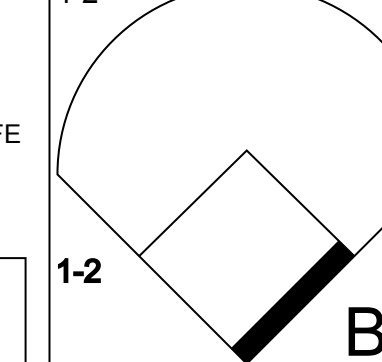


| Batter | 1 | 2 | 3 | 4 | 5 | 6 | 7 | 8 | 9 | AB | R | H | RBI | BB | SO | LOB | TOP | | |
|--|---|---|---|---|--|---|---------------------------------------|---|--------------------------------------|----------------------------------|--------------------------------------|----------------------------------|---------------------------------------|----------------------------------|---------------------------------------|----------------------------------|----------------------------------|------------------------------------|-----------------------------------|
| 13 Carl Crawford, L OBP: 0.229, SLG: 0.263 |  | |  | | |  | |  | | 4 | 0 | 0 | 0 | 0 | 1 | 3 | | | |
| George Lombard, L OBP: 0.286, SLG: 0.714 Damian Rolls, R OBP: 0.286, SLG: 0.194 |  | |  | | |  | |  | | 3 | 0 | 1 | 0 | 0 | 1 | 0 | | | |
| 5 Rocco Baldelli, R OBP: 0.390, SLG: 0.513 |  | |  | | |  | |  | | 4 | 0 | 1 | 0 | 0 | 1 | 2 | | | |
| Aubrey Huff, L OBP: 0.360, SLG: 0.461 | |  | |  | |  | |  | | 3 | 0 | 0 | 0 | 0 | 2 | 1 | | | |
| Al Martin, L OBP: 0.373, SLG: 0.370 Terry Shumpert, R OBP: 0.294, SLG: 0.600 | |  | | |  |  | |  | | 3 | 0 | 1 | 0 | 0 | 0 | 1 | | | |
| Damion Easley, R OBP: 0.295, SLG: 0.340 | |  | | |  |  | |  | | 4 | 0 | 0 | 0 | 0 | 1 | 3 | | | |
| Marlon Anderson, L OBP: 0.386, SLG: 0.367 | | |  | |  | | |  | | 2 | 0 | 1 | 0 | 1 | 0 | 0 | | | |
| Toby Hall, R OBP: 0.267, SLG: 0.364 | | |  | | |  | |  | | 3 | 0 | 0 | 0 | 0 | 0 | 2 | | | |
| Rey Ordonez, R OBP: 0.315, SLG: 0.493 | | |  | | |  | |  | | 2 | 0 | 1 | 0 | 0 | 0 | 1 | | | |
| Inning Stats | R: 0 H: 0 E: 0 K: 2 S: 14 | H: 0 LOB: 0 BB: 0 P: 19 | R: 0 H: 0 E: 0 K: 0 S: 8 | H: 0 LOB: 0 BB: 0 P: 14 | R: 0 H: 2 E: 0 K: 0 S: 7 | H: 2 LOB: 1 BB: 0 P: 11 | R: 0 H: 0 E: 0 K: 2 S: 12 | H: 0 LOB: 0 BB: 0 P: 17 | R: 0 H: 1 E: 0 K: 0 S: 8 | H: 1 LOB: 2 BB: 0 P: 11 | R: 0 H: 0 E: 0 K: 1 S: 7 | H: 0 LOB: 0 BB: 0 P: 13 | R: 0 H: 0 E: 0 K: 1 S: 10 | H: 0 LOB: 1 BB: 1 P: 18 | R: 0 H: 1 E: 0 K: 1 S: 10 | H: 1 LOB: 2 BB: 0 P: 15 | 1B: 5 2B: 0 3B: 0 HR: 0 | SF: 0 SAC: 0 DP: 3 HBP: 3 | WP: 0 PA: 33 PB: 0 CS: 0 |
| PITCHER | IP | WLS | BF | H | R | ER | SO | BB | IBB | HBP | BLK | WP | HR | S | P | ERA | WHIP | | |
| Rick Helling, R ERA: 4.15 | 8.0 | W | 28 | 4 | 0 | 0 | 5 | 1 | 0 | 2 | 0 | 0 | 0 | 73 | 111 | 0.00 | 0.625 | | |
| Buddy Groom, L ERA: | 1.0 | | 5 | 1 | 0 | 0 | 1 | 0 | 0 | 1 | 0 | 0 | 0 | 10 | 15 | 0.00 | 1.000 | | |

Tampa Bay Devil Rays @ Baltimore Orioles
 Oriole Park at Camden Yards, Baltimore, MD
 Mon Apr 21 2003, 7:05 PM EDT
 Att: 18,017 - Cloudy - 60 F

AB 29
 R 0
 H 5
 RBI 0
 BB 1
 SO 6
 LOB 13



| Batter | 1 | 2 | 3 | 4 | 5 | 6 | 7 | 8 | 9 | AB | R | H | RBI | BB | SO | LOB | BOTTOM | | |
|---|---|---|---|---|--|---|---|---|---|----------------------------------|---------------------------------------|----------------------------------|---------------------------------------|----------------------------------|---------------------------------------|----------------------------------|----------------------------------|------------------------------------|-----------------------------------|
| Jerry Hairston, R OBP: 0.388, SLG: 0.458 |  | |  |  | |  | |  | | 4 | 1 | 2 | 2 | 1 | 1 | 4 | | | |
| Gary Matthews, S OBP: 0.250, SLG: 0.312 |  | |  | |  |  | |  | | 5 | 0 | 0 | 0 | 0 | 1 | 4 | | | |
| B.J. Surhoff, L OBP: 0.271, SLG: 0.364 |  | |  | |  | |  | | | 4 | 0 | 1 | 0 | 0 | 0 | 1 | | | |
| Jeff Conine, R OBP: 0.373, SLG: 0.406 |  | | |  |  | |  | | | 4 | 1 | 2 | 0 | 0 | 0 | 2 | | | |
| 31 Jay Gibbons, L OBP: 0.313, SLG: 0.365 |  | |  | |  | |  | | | 3 | 0 | 1 | 0 | 1 | 1 | 3 | | | |
| Tony Batista, R OBP: 0.390, SLG: 0.537 | |  | |  |  | |  | | | 3 | 1 | 0 | 0 | 1 | 0 | 3 | | | |
| 21 Marty Cordova, R OBP: 0.410, SLG: 0.367 |  | | |  | |  | |  | | 4 | 0 | 1 | 1 | 0 | 0 | 0 | | | |
| 6 Melvin Mora, R OBP: 0.294, SLG: 0.414 | |  | |  | |  | |  | | 3 | 1 | 1 | 1 | 1 | 0 | 1 | | | |
| Brook Fordyce, R OBP: 0.333, SLG: 0.316 | | |  | |  | |  | |  | | 2 | 0 | 1 | 0 | 2 | 0 | | | |
| Inning Stats | R: 0 H: 2 E: 0 K: 0 S: 13 | H: 2 LOB: 2 BB: 0 P: 21 | R: 0 H: 0 E: 0 K: 0 S: 9 | H: 0 LOB: 0 BB: 0 P: 15 | R: 0 H: 0 E: 0 K: 0 S: 8 | H: 0 LOB: 1 BB: 1 P: 13 | R: 2 H: 2 E: 0 K: 2 S: 11 | H: 2 LOB: 2 BB: 2 P: 25 | R: 0 H: 3 E: 0 K: 0 S: 12 | H: 3 LOB: 0 BB: 0 P: 16 | R: 0 H: 0 E: 0 K: 0 S: 10 | H: 0 LOB: 1 BB: 1 P: 16 | R: 0 H: 0 E: 0 K: 1 S: 14 | H: 0 LOB: 2 BB: 2 P: 24 | R: 0 H: 1 E: 0 K: 1 S: 10 | H: 1 LOB: 2 BB: 0 P: 15 | 1B: 8 2B: 0 3B: 0 HR: 1 | SF: 0 SAC: 0 DP: 0 HBP: 0 | WP: 0 PA: 38 PB: 0 CS: 0 |
| PITCHER | IP | WLS | BF | H | R | ER | SO | BB | IBB | HBP | BLK | WP | HR | S | P | ERA | WHIP | | |
| Steve Parris, R ERA: 4.5 | 6.0 | L | 29 | 9 | 4 | 4 | 2 | 3 | 0 | 0 | 0 | 0 | 1 | 67 | 112 | 6.00 | 2.000 | | |
| Mike Venafro, L ERA: 4.75 | 1.0 | | 4 | 0 | 0 | 0 | 0 | 1 | 0 | 0 | 0 | 0 | 0 | 10 | 16 | 0.00 | 1.000 | | |
| Jesus Colome, R ERA: 8.31 | 1.0 | | 5 | 0 | 0 | 0 | 1 | 2 | 0 | 0 | 0 | 0 | 0 | 14 | 24 | 0.00 | 2.000 | | |

Tampa Bay Devil Rays @ Baltimore Orioles
 Oriole Park at Camden Yards, Baltimore, MD
 Mon Apr 21 2003, 7:05 PM EDT
 Att: 18,017 - Cloudy - 60 F

AB 32
 R 4
 H 9
 RBI 4
 BB 6
 SO 3
 LOB 18





| Batter | 1 | 2 | 3 | 4 | 5 | 6 | 7 | 8 | 9 | AB | R | H | RBI | BB | SO | LOB | TOP | | | | | | | | |
|---|---|---|------------------------------|---------------------------------|------------------------------|----------------------------------|-------------------------------|----------------------------------|------------------------------|----------------------------------|------------------------------|---------------------------------|------------------------------|---------------------------------|------------------------------|---------------------------------|---|-------------------------------|----------------------------------|----------------------------------|------------------------------------|----------------------------------|--------|--|--|
| Shannon Stewart, R OBP: 0.365, SLG: 0.396 | G3-1 | | G4-3 | K | | | F9 | | | 4 | 0 | 0 | 0 | 0 | 1 | 2 | <p>Toronto Blue Jays @ Tampa Bay Devil Rays</p> <p>Tropicana Field, St. Petersburg, FL</p> <p>Tue Apr 22 2003, 7:15 PM EDT</p> <p>Att: 10,013 - Dome - 72 F</p> <p>livebaseballscorecards.com</p> | | | | | | | | |
| Jayson Werth, R OBP: 0.365, SLG: 0.396 | K | | F9 | | G5-3 | | K | | | 4 | 0 | 0 | 0 | 0 | 2 | 0 | | | | | | | | | |
| 10 Vernon Wells, R OBP: 0.299, SLG: 0.483 | 1B | | | F9 | P4 | | | F8 | | 4 | 0 | 1 | 0 | 0 | 0 | 0 | | | | | | | | | |
| Carlos Delgado, L OBP: 0.457, SLG: 0.568 | K | | | BB 1B 2B HBP | | | | G4-3 | | 2 | 1 | 0 | 0 | 1 | 1 | 1 | | | | | | | | | |
| Josh Phelps, R OBP: 0.356, SLG: 0.378 | | G6-3 2B | | BB 1B 2B | F9 | | | G6-3 | | 4 | 1 | 2 | 0 | 0 | 0 | 1 | | | | | | | | | |
| Tom Wilson, R OBP: 0.378, SLG: 0.487 Frank Catalanotto, L OBP: 0.333, SLG: 0.451 | G6-3 | | | 2B FC3-2 BB | | G6-3 | | F7 | | 2 | 0 | 0 | 0 | 1 | 0 | 1 | | | | | | | | | |
| Eric Hinske, L OBP: 0.291, SLG: 0.419 | F8 | | | FC3-2 1B 2B | | F7 | | K | | 4 | 1 | 1 | 2 | 0 | 1 | 1 | | | | | | | | | |
| Chris Woodward, R OBP: 0.338, SLG: 0.386 Greg Myers, L OBP: 0.390, SLG: 0.486 | G6-3 | | | FC3-2 1B | | P3 | | | | 3 | 0 | 0 | 0 | 0 | 0 | 3 | | | | | | | | | |
| Dave Berg, R OBP: 0.345, SLG: 0.630 | | | K | | | | F7 | | | 4 | 0 | 1 | 1 | 0 | 2 | 1 | | | | | | | | | |
| Inning Stats | R: 0 E: 0 K: 2 S: 12 | H: 1 LOB: 1 BB: 0 P: 17 | R: 0 E: 0 K: 0 S: 7 | H: 1 LOB: 1 BB: 0 P: 9 | R: 0 E: 0 K: 1 S: 9 | H: 0 LOB: 0 BB: 0 P: 16 | R: 3 E: 0 K: 1 S: 20 | H: 3 LOB: 2 BB: 1 P: 29 | R: 0 E: 0 K: 0 S: 6 | H: 0 LOB: 1 BB: 0 P: 11 | R: 0 E: 0 K: 0 S: 6 | H: 0 LOB: 0 BB: 0 P: 8 | R: 0 E: 0 K: 1 S: 5 | H: 0 LOB: 0 BB: 0 P: 9 | R: 0 E: 0 K: 0 S: 5 | H: 0 LOB: 0 BB: 0 P: 7 | | R: 0 E: 0 K: 2 S: 10 | H: 0 LOB: 1 BB: 1 P: 15 | 1B: 3 2B: 2 3B: 0 HR: 0 | SF: 0 SAC: 0 DP: 0 HBP: 1 | WP: 0 PB: 0 SB: 0 CS: 0 | PA: 36 | | |
| PITCHER | IP WLS BF H R ER SO BB IBB HBP BLK WP HR S P ERA WHIP | IP WLS BF H R ER SO BB IBB HBP BLK WP HR S P ERA WHIP | | | | | | | | | | | | | | | | | | | | | | | |
| Joe Kennedy, L ERA: 4.73 | (1, 1) | 8.0 | W | 32 | 5 | 3 | 3 | 5 | 2 | 0 | 0 | 0 | 0 | 0 | 0 | 70 | 106 | 3.38 | 0.875 | | | | | | |
| Lance Carter, R ERA: 4.15 | (9, 1) | 1.0 | S | 4 | 0 | 0 | 0 | 2 | 1 | 0 | 0 | 0 | 0 | 0 | 0 | 7 | 15 | 0.00 | 1.000 | | | | | | |

| Batter | 1 | 2 | 3 | 4 | 5 | 6 | 7 | 8 | 9 | AB | R | H | RBI | BB | SO | LOB | BOTTOM | | | | | | | | |
|--|---|---|------------------------------|----------------------------------|-------------------------------|----------------------------------|-------------------------------|----------------------------------|-------------------------------|----------------------------------|------------------------------|---------------------------------|-------------------------------|----------------------------------|-------------------------------|----------------------------------|---|-----------------------------------|------------------------------------|----------------------------------|--------|--|--|--|--|
| Damian Rolls, R OBP: 0.306, SLG: 0.219 George Lombard, L OBP: 0.273, SLG: 0.545 | FC4-6 1B | | K | 1B 5 1B | | B1-3 | | K | | 1 | 0 | 1 | 0 | 0 | 0 | 0 | <p>Toronto Blue Jays @ Tampa Bay Devil Rays</p> <p>Tropicana Field, St. Petersburg, FL</p> <p>Tue Apr 22 2003, 7:15 PM EDT</p> <p>Att: 10,013 - Dome - 72 F</p> <p>livebaseballscorecards.com</p> | | | | | | | | |
| Marlon Anderson, L OBP: 0.371, SLG: 0.352 | P6 | | FC6-4 BB 5 WP | 1B 5 1B | | G3 | | G3-1 | | 5 | 0 | 1 | 1 | 0 | 0 | 2 | | | | | | | | | |
| 5 Rocco Baldelli, R OBP: 0.391, SLG: 0.500 | FC4-6 1-2 | | BB | 1B 1-3 3-H | | G6-3 | | K | | 4 | 0 | 1 | 1 | 1 | 1 | 1 | | | | | | | | | |
| Aubrey Huff, L OBP: 0.367, SLG: 0.449 | G4-3 | | | BB | | | | 1B 1B BB | | 2 | 1 | 0 | 0 | 2 | 0 | 3 | | | | | | | | | |
| Damon Easley, R OBP: 0.254, SLG: 0.333 | P4 | | G6-3 | | F8 | | 1B 1B | | | 4 | 0 | 1 | 0 | 0 | 0 | 3 | | | | | | | | | |
| Al Martin, L OBP: 0.389, SLG: 0.408 Javier Valentin, S OBP: 0.238, SLG: 0.400 | F9 2B | | | 13 G3 BB 1B | | P6 | | K | | 3 | 1 | 2 | 0 | 0 | 0 | 0 | | | | | | | | | |
| Toby Hall, R OBP: 0.297, SLG: 0.379 | F9 | | | 1B 13 G3 BB | | | | 1B 1B | | 3 | 1 | 2 | 1 | 1 | 0 | 1 | | | | | | | | | |
| Terry Shumpert, R OBP: 0.286, SLG: 0.526 Rey Ordóñez, R OBP: 0.315, SLG: 0.493 | F9 | | | 1B 1B | | | | P5 | | 4 | 0 | 1 | 0 | 0 | 1 | 5 | | | | | | | | | |
| 13 Carl Crawford, L OBP: 0.230, SLG: 0.263 | | | FC6-4 1B | 1-2 2-3 | | F7 | | G4-3 | | 4 | 0 | 1 | 0 | 0 | 0 | 6 | | | | | | | | | |
| Inning Stats | R: 0 E: 0 K: 0 S: 8 | H: 1 LOB: 1 BB: 0 P: 13 | R: 0 E: 0 K: 0 S: 9 | H: 1 LOB: 1 BB: 0 P: 11 | R: 0 E: 0 K: 1 S: 10 | H: 1 LOB: 3 BB: 2 P: 21 | R: 3 E: 0 K: 1 S: 19 | H: 4 LOB: 2 BB: 1 P: 33 | R: 0 E: 0 K: 0 S: 11 | H: 2 LOB: 2 BB: 0 P: 17 | R: 0 E: 0 K: 0 S: 4 | H: 0 LOB: 0 BB: 0 P: 4 | R: 1 E: 0 K: 1 S: 22 | H: 2 LOB: 2 BB: 1 P: 34 | R: 0 E: 0 K: 2 S: 10 | H: 0 LOB: 0 BB: 0 P: 17 | | 1B: 10 2B: 1 3B: 0 HR: 0 | SF: 0 SAC: 0 DP: 0 HBP: 0 | WP: 1 PB: 0 SB: 1 CS: 0 | PA: 39 | | | | |
| PITCHER | IP WLS BF H R ER SO BB IBB HBP BLK WP HR S P ERA WHIP | IP WLS BF H R ER SO BB IBB HBP BLK WP HR S P ERA WHIP | | | | | | | | | | | | | | | | | | | | | | | |
| Pete Walker, R ERA: 3.22 | (1, 1) | 5.0 | L | 27 | 9 | 3 | 3 | 2 | 3 | 0 | 0 | 0 | 0 | 0 | 0 | 14 | 19 | 9.00 | 2.000 | | | | | | |
| Jason Kershner, L ERA: 9.0 | (6, 1) | 1.0 | L | 5 | 1 | 1 | 1 | 0 | 1 | 0 | 0 | 0 | 0 | 0 | 0 | 12 | 19 | 0.00 | 1.000 | | | | | | |
| Jeff Tam, R ERA: 5.06 | (7, 1) | 1.0 | | 4 | 1 | 0 | 0 | 1 | 0 | 0 | 0 | 0 | 0 | 0 | 0 | 10 | 17 | 0.00 | 0.000 | | | | | | |
| Treyver Miller, L ERA: 7.5 | (8, 1) | 1.0 | | 3 | 0 | 0 | 0 | 2 | 0 | 0 | 0 | 0 | 0 | 0 | 0 | 10 | 17 | 0.00 | 0.000 | | | | | | |

| Batter | 1 | 2 | 3 | 4 | 5 | 6 | 7 | 8 | 9 | AB | R | H | RBI | BB | SO | LOB | TOP | | | | | | | | | | |
|--|------------------------------|----------------------------------|------------------------------|----------------------------------|------------------------------|----------------------------------|-------------------------------|----------------------------------|-------------------------------|----------------------------------|------------------------------|----------------------------------|------------------------------|----------------------------------|-------------------------------|----------------------------------|--|----------------------------------|------------------------------------|----------------------------------|--------|--|--|--|--|--|--|
| Shannon Stewart, R OBP: 0.352, SLG: 0.379 | G5-3 | | P3 | | G5-3 | | L3-6 | | | 4 | 0 | 0 | 0 | 0 | 0 | 2 | Toronto Blue Jays @ Tampa Bay Devil Rays Tropicana Field, St. Petersburg, FL Wed Apr 23 2003, 7:15 PM EDT Att. 9,221 - Dome - 72 F livebaseballscorecards.com | | | | | | | | | | |
| Frank Catalanotto, L OBP: 0.329, SLG: 0.440 | 1B | | | P6 | G4-3 | | F7 | | | 4 | 0 | 1 | 0 | 0 | 0 | 1 | | | | | | | | | | | |
| 10 Vernon Wells, R OBP: 0.287, SLG: 0.462 | F8 | | | F8 | G6-3 | | | G5-3 | | 4 | 0 | 0 | 0 | 0 | 0 | 2 | | | | | | | | | | | |
| Carlos Delgado, L OBP: 0.463, SLG: 0.605 Tom Wilson, R OBP: 0.391, SLG: 0.575 | G4-3 | | | HR | FC5-4 BB | | | HR | | 2 | 1 | 1 | 1 | 1 | 0 | 1 | | | | | | | | | | | |
| Josh Phelps, R OBP: 0.352, SLG: 0.410 | | K | | HR | K | | | F9 | | 4 | 1 | 1 | 1 | 0 | 2 | 1 | | | | | | | | | | | |
| Eric Hinske, L OBP: 0.289, SLG: 0.410 | G4-3 | | | 1B | 1B | FC5-4 BB | | L7 | | 4 | 0 | 1 | 0 | 0 | 0 | 1 | | | | | | | | | | | |
| Greg Myers, L OBP: 0.400, SLG: 0.474 | K | | | 1B | 1B | | | | K | 3 | 0 | 1 | 0 | 1 | 2 | 0 | | | | | | | | | | | |
| Chris Woodward, R OBP: 0.319, SLG: 0.361 | | | G1-3 | F7 | G5-3 | | | K | | 4 | 0 | 0 | 0 | 0 | 1 | 4 | | | | | | | | | | | |
| Orlando Hudson, S OBP: 0.271, SLG: 0.286 | F7 | | | G4-3 S 1B | L3-6 S 1B | | | G4-3 | | 4 | 0 | 2 | 0 | 0 | 0 | 0 | | | | | | | | | | | |
| Inning Stats | R: 0 E: 0 K: 0 S: 9 | H: 1 LOB: 1 BB: 0 P: 11 | R: 0 E: 0 K: 2 S: 8 | H: 0 LOB: 0 BB: 0 P: 11 | R: 0 E: 0 K: 0 S: 5 | H: 0 LOB: 0 BB: 0 P: 10 | R: 2 E: 0 K: 0 S: 13 | H: 4 LOB: 2 BB: 0 P: 20 | R: 0 E: 0 K: 1 S: 14 | H: 1 LOB: 1 BB: 2 P: 21 | R: 0 E: 0 K: 0 S: 7 | H: 1 LOB: 0 BB: 0 P: 11 | R: 1 E: 0 K: 0 S: 7 | H: 1 LOB: 0 BB: 0 P: 10 | R: 0 E: 0 K: 2 S: 12 | H: 0 LOB: 0 BB: 0 P: 21 | | 1B: 5 2B: 1 3B: 0 HR: 3 | SF: 0 SAC: 0 DP: 1 HBP: 0 | WP: 0 PB: 0 SB: 2 CS: 0 | PA: 36 | | | | | | |
| PITCHER | IP | WLS | BF | H | R | ER | SO | BB | IBB | HBP | BLK | WP | HR | S | P | ERA | WHIP | | | | | | | | | | |
| Victor Zambrano, R ERA: 6.91 | 5.1 | | 23 | 6 | 2 | 2 | 3 | 1 | 0 | 0 | 0 | 0 | 2 | 52 | 84 | 3.38 | 1.312 | | | | | | | | | | |
| Bobby Seay, L ERA: 4.05 | 0.1 | | 2 | 0 | 0 | 0 | 0 | 1 | 0 | 0 | 0 | 0 | 0 | 3 | 9 | 0.00 | 3.000 | | | | | | | | | | |
| Travis Harper, R ERA: 3.95 | 2.0 | | 7 | 2 | 1 | 1 | 0 | 0 | 0 | 0 | 0 | 0 | 1 | 18 | 26 | 4.50 | 1.000 | | | | | | | | | | |
| Mike Venafro, L ERA: 4.26 | 0.2 | W | 2 | 0 | 0 | 0 | 1 | 0 | 0 | 0 | 0 | 0 | 0 | 4 | 8 | 0.00 | 0.000 | | | | | | | | | | |
| Lance Carter, R ERA: 3.55 | 0.2 | S | 2 | 0 | 0 | 0 | 1 | 0 | 0 | 0 | 0 | 0 | 0 | 9 | 15 | 0.00 | 0.000 | | | | | | | | | | |

| Batter | 1 | 2 | 3 | 4 | 5 | 6 | 7 | 8 | 9 | AB | R | H | RBI | BB | SO | LOB | BOTTOM | | | | | | | | | | |
|---|------------------------------|---------------------------------|-------------------------------|----------------------------------|------------------------------|----------------------------------|-------------------------------|----------------------------------|------------------------------|---------------------------------|------------------------------|---------------------------------|-------------------------------|----------------------------------|----------------------------------|------------------------------------|--|----------------------------------|--------|--|--|--|--|--|--|--|--|
| Terry Shupert, R OBP: 0.280, SLG: 0.522 | F8 | | G5-3 | | | F8 | | 2B | | 4 | 1 | 1 | 1 | 0 | 0 | 2 | Toronto Blue Jays @ Tampa Bay Devil Rays Tropicana Field, St. Petersburg, FL Wed Apr 23 2003, 7:15 PM EDT Att. 9,221 - Dome - 72 F livebaseballscorecards.com | | | | | | | | | | |
| Damion Easley, R OBP: 0.248, SLG: 0.322 Marlon Anderson, L OBP: 0.375, SLG: 0.375 | K | | | P6 | G6-4-3 | | 2B | 5 1B | | 2 | 0 | 0 | 0 | 0 | 1 | 0 | | | | | | | | | | | |
| 5 Rocco Baldelli, R OBP: 0.396, SLG: 0.500 | G6-3 | | | G1-6-3 1B | | F9 | | S 1B | | 4 | 0 | 2 | 1 | 0 | 0 | 0 | | | | | | | | | | | |
| Aubrey Huff, L OBP: 0.362, SLG: 0.432 | | P6 | | G1-6-3 | | L5 | | IBB | | 3 | 0 | 0 | 0 | 1 | 0 | 1 | | | | | | | | | | | |
| Chris Truby, R OBP: 0.333, SLG: 0.333 Al Martin, L OBP: 0.362, SLG: 0.400 George Lombard, L OBP: 0.273, SLG: 0.545 | 1B | | | K | | G6-3 | | G3 | | 3 | 0 | 1 | 0 | 0 | 1 | 0 | | | | | | | | | | | |
| Toby Hall, R OBP: 0.299, SLG: 0.377 | | | | F9 | | G4-3 | | | | 1 | 0 | 0 | 0 | 0 | 0 | 2 | | | | | | | | | | | |
| Javier Valentin, S OBP: 0.250, SLG: 0.391 | G6-4-3 | | | G6-3 | | | | 13 1B | | 3 | 1 | 1 | 0 | 0 | 0 | 2 | | | | | | | | | | | |
| Rey Ordenez, R OBP: 0.316, SLG: 0.500 | | | L6 | | | F9 | | | | 3 | 0 | 1 | 0 | 0 | 0 | 1 | | | | | | | | | | | |
| 13 Carl Crawford, L OBP: 0.233, SLG: 0.265 | | | K | | | E2 | | 2B | | 3 | 1 | 1 | 0 | 0 | 1 | 1 | | | | | | | | | | | |
| Inning Stats | R: 0 E: 0 K: 1 S: 6 | H: 0 LOB: 0 BB: 0 P: 9 | R: 0 E: 0 K: 0 S: 10 | H: 2 LOB: 1 BB: 0 P: 16 | R: 0 E: 0 K: 1 S: 9 | H: 0 LOB: 0 BB: 0 P: 10 | R: 0 E: 0 K: 0 S: 13 | H: 1 LOB: 0 BB: 0 P: 19 | R: 0 E: 1 K: 0 S: 7 | H: 1 LOB: 1 BB: 0 P: 8 | R: 0 E: 0 K: 0 S: 6 | H: 0 LOB: 0 BB: 0 P: 9 | R: 4 E: 0 K: 0 S: 20 | H: 5 LOB: 2 BB: 1 P: 32 | 1B: 6 2B: 3 3B: 0 HR: 0 | SF: 0 SAC: 0 DP: 3 HBP: 0 | | WP: 1 PB: 0 SB: 1 CS: 0 | PA: 32 | | | | | | | | |
| PITCHER | IP | WLS | BF | H | R | ER | SO | BB | IBB | HBP | BLK | WP | HR | S | P | ERA | WHIP | | | | | | | | | | |
| Mark Hendrickson, L ERA: 6.35 | 7.2 | L | 29 | 8 | 4 | 4 | 3 | 0 | 0 | 0 | 0 | 0 | 0 | 73 | 101 | 4.70 | 1.043 | | | | | | | | | | |
| Kelvim Escobar, R ERA: 14.21 | 0.1 | | 3 | 1 | 0 | 0 | 0 | 0 | 1 | 0 | 0 | 1 | 0 | 4 | 10 | 0.00 | 3.000 | | | | | | | | | | |

| Batter | 1 | 2 | 3 | 4 | 5 | 6 | 7 | 8 | 9 | AB | R | H | RBI | BB | SO | LOB | TOP | | | | | | | | | | | |
|--|------------------------------|----------------------------------|------------------------------|----------------------------------|------------------------------|----------------------------------|------------------------------|----------------------------------|-------------------------------|----------------------------------|-------------------------------|----------------------------------|-------------------------------|----------------------------------|------------------------------|----------------------------------|--|------------------------------------|----------------------------------|--------|--|--|--|--|--|--|--|--|
| Shannon Stewart, R OBP: 0.363, SLG: 0.390 | 1-1 F9 | | 3-1 G6-3 | | | | 2-1 BB 1B | | 1-2 G6-4-3 1B | 5 | 0 | 3 | 1 | 0 | 0 | 0 | <p>Toronto Blue Jays @ Tampa Bay Devil Rays Tropicana Field, St. Petersburg, FL</p> <p>Thu Apr 24 2003, 7:15 PM EDT Att: 8,618 - Dome - 72 F</p> <p>livebaseballscores.com</p> <p>AB 32 R 5 H 8 RBI 4 BB 6 SO 3 LOB 15</p>  | | | | | | | | | | | |
| Frank Catalanotto, L OBP: 0.321, SLG: 0.418 | 4-0 CS BB | | | 2-2 F8 | 0-1 F7 | | 2-2 F7 | | 0-1 L9 | 4 | 0 | 0 | 0 | 1 | 0 | 3 | | | | | | | | | | | | |
| 10 Vernon Wells, R OBP: 0.283, SLG: 0.449 | 0-0 P4 | | | 0-2 G4-3 | | 0-1 G4-3 S E 1B | | 0-3 K | 3-1 G6-4-3 | 5 | 1 | 1 | 0 | 0 | 1 | 3 | | | | | | | | | | | | |
| Greg Myers, L OBP: 0.388, SLG: 0.452 | 3-2 CS 1-2 | 0-2 G3-1 | | 3-1 F8 | | 3-1 G4-3 | | 0-2 BB 1B | | 4 | 0 | 1 | 0 | 0 | 0 | 1 | | | | | | | | | | | | |
| Josh Phelps, R OBP: 0.358, SLG: 0.400 | | 2-3 K | | | 0-2 F9 | 1-0 E 2B HBP | | 4-2 BB | | 2 | 1 | 0 | 0 | 1 | 1 | 0 | | | | | | | | | | | | |
| Eric Hinske, L OBP: 0.287, SLG: 0.395 | | 4-1 BB | | | 3-2 F8 | 2-0 FC4 | | 3-2 G3 | | 3 | 0 | 0 | 0 | 1 | 0 | 4 | | | | | | | | | | | | |
| Jayson Werth, R OBP: 0.250, SLG: 0.286 | | 0-1 F7 | | | 1-1 WP 1B | 2B BB | | 2-3 K | | 3 | 1 | 1 | 0 | 1 | 1 | 1 | | | | | | | | | | | | |
| Chris Woodward, R OBP: 0.342, SLG: 0.381 | | | 0-0 F7 | | 4-2 WP 1B BB | 1-2 BB | | 4-0 G4-6-3 BB | | 2 | 1 | 1 | 1 | 2 | 0 | 0 | | | | | | | | | | | | |
| Orlando Hudson, S OBP: 0.270, SLG: 0.284 | | | 1-2 G4-3 | | 2-2 1-H 2-H 1B 1B | 1-0 L7 | | 0-1 G4-6-3 1-2 | | 4 | 1 | 1 | 2 | 0 | 0 | 3 | | | | | | | | | | | | |
| Inning Stats | R: 0 E: 0 K: 0 S: 5 | H: 0 LOB: 0 BB: 1 P: 13 | R: 0 E: 0 K: 1 S: 9 | H: 0 LOB: 1 BB: 1 P: 15 | R: 0 E: 0 K: 0 S: 6 | H: 0 LOB: 0 BB: 0 P: 10 | R: 0 E: 0 K: 0 S: 8 | H: 0 LOB: 0 BB: 0 P: 13 | R: 3 E: 0 K: 0 S: 18 | H: 3 LOB: 1 BB: 1 P: 29 | R: 2 E: 1 K: 0 S: 10 | H: 2 LOB: 2 BB: 1 P: 22 | R: 0 E: 0 K: 1 S: 19 | H: 2 LOB: 3 BB: 1 P: 30 | R: 0 E: 0 K: 1 S: 6 | H: 1 LOB: 0 BB: 1 P: 11 | 1B: 6 2B: 2 3B: 0 HR: 0 | SF: 0 SAC: 0 DP: 2 HBP: 1 | WP: 1 PB: 0 SB: 1 CS: 1 | PA: 40 | | | | | | | | |
| PITCHER | IP | WLS | BF | H | R | ER | SO | BB | IBB | HBP | BLK | WP | HR | S | P | ERA | WHIP | | | | | | | | | | | |
| Jorge Sosa, R ERA: 4.05 | 5.0 | L | 20 | 3 | 3 | 3 | 1 | 3 | 0 | 0 | 0 | 1 | 0 | 46 | 80 | 5.40 | 1.200 | | | | | | | | | | | |
| Al Levine, R ERA: 3.24 | 1.0 | | 7 | 2 | 2 | 0 | 0 | 1 | 0 | 1 | 0 | 0 | 0 | 10 | 22 | 0.00 | 3.000 | | | | | | | | | | | |
| Jesus Colome, R ERA: 6.17 | 3.0 | | 12 | 3 | 0 | 0 | 2 | 2 | 0 | 0 | 0 | 0 | 0 | 32 | 53 | 0.00 | 1.667 | | | | | | | | | | | |

| Batter | 1 | 2 | 3 | 4 | 5 | 6 | 7 | 8 | 9 | AB | R | H | RBI | BB | SO | LOB | BOTTOM | | | | | | | | | | | |
|---|-------------------------------|----------------------------------|-------------------------------|----------------------------------|------------------------------|---------------------------------|------------------------------|----------------------------------|-------------------------------|----------------------------------|------------------------------|----------------------------------|-------------------------------|----------------------------------|------------------------------|---------------------------------|--|----------------------------------|----------------------------------|------------------------------------|----------------------------------|--------|--|--|--|--|--|--|
| 13 Carl Crawford, L OBP: 0.231, SLG: 0.262 | 1-0 L7 | 0-0 2-H 1B | | | | | 0-2 K | | 1-2 K | 5 | 0 | 1 | 1 | 0 | 2 | 3 | <p>Toronto Blue Jays @ Tampa Bay Devil Rays Tropicana Field, St. Petersburg, FL</p> <p>Thu Apr 24 2003, 7:15 PM EDT Att: 8,618 - Dome - 72 F</p> <p>livebaseballscores.com</p> <p>AB 35 R 3 H 8 RBI 3 BB 2 SO 4 LOB 15</p>  | | | | | | | | | | | |
| Marlon Anderson, L OBP: 0.365, SLG: 0.367 | 2-2 F8 | 1-0 F7 | | | 2-2 1B | | 2-2 FC3-6 FC5-4 | | | 4 | 0 | 1 | 1 | 0 | 0 | 2 | | | | | | | | | | | | |
| 5 Rocco Baldelli, R OBP: 0.389, SLG: 0.489 | 0-1 1B | | 1-1 F9 | | 1-2 G3 | | 0-2 FC5-4 | | | 4 | 0 | 1 | 0 | 0 | 0 | 2 | | | | | | | | | | | | |
| Aubrey Huff, L OBP: 0.357, SLG: 0.424 | 2-2 1B | | 1-0 F7 | | | 1-2 P5 | | 0-0 F8 | | 4 | 0 | 1 | 0 | 0 | 0 | 0 | | | | | | | | | | | | |
| Al Martin, L OBP: 0.373, SLG: 0.389 | 1-1 G1-3 | | 1-3 K | | | 1-1 FC1-4-6 1B | | 2-1 F7 | | 4 | 0 | 1 | 0 | 0 | 1 | 2 | | | | | | | | | | | | |
| Javier Valentin, S OBP: 0.250, SLG: 0.370 | | 0-0 G4-3 WP FC6-4 1B | | 0-0 G4-3 | | 2-1 FC1-4-6 1-2 | | 1-2 G4-3 | | 4 | 1 | 1 | 0 | 0 | 0 | 1 | | | | | | | | | | | | |
| George Lombard, L OBP: 0.267, SLG: 0.467 | | 2-2 G4-3 | | 1-2 L9 | | 3-1 F7 | | 1-1 G5-3 1B | | 4 | 0 | 1 | 0 | 0 | 0 | 2 | | | | | | | | | | | | |
| Chris Truby, R OBP: 0.429, SLG: 0.333 | | 4-2 FC6-4 BB | | 2-3 K | | | 0-2 FC6-4 FC3-6 1B | | 1-1 F8 | 3 | 1 | 1 | 0 | 1 | 1 | 1 | | | | | | | | | | | | |
| Rey Ordonez, R OBP: 0.313, SLG: 0.480 | | 0-1 FC6-4 1-2 3-H 1B | | | 2-2 P4 | | 4-2 FC6-4 1-2 BB | | 1-2 G5-3 | 3 | 1 | 0 | 1 | 1 | 0 | 2 | | | | | | | | | | | | |
| Inning Stats | R: 0 E: 0 K: 0 S: 11 | H: 2 LOB: 2 BB: 0 P: 17 | R: 2 E: 1 K: 0 S: 11 | H: 2 LOB: 1 BB: 1 P: 18 | R: 0 E: 0 K: 1 S: 6 | H: 0 LOB: 0 BB: 0 P: 9 | R: 0 E: 0 K: 1 S: 9 | H: 0 LOB: 0 BB: 0 P: 12 | R: 0 E: 0 K: 0 S: 13 | H: 1 LOB: 1 BB: 0 P: 18 | R: 0 E: 0 K: 0 S: 9 | H: 1 LOB: 1 BB: 0 P: 16 | R: 1 E: 0 K: 0 S: 14 | H: 1 LOB: 1 BB: 1 P: 20 | R: 0 E: 0 K: 0 S: 6 | H: 0 LOB: 0 BB: 0 P: 9 | R: 0 E: 0 K: 1 S: 11 | H: 1 LOB: 1 BB: 0 P: 15 | 1B: 8 2B: 0 3B: 0 HR: 0 | SF: 0 SAC: 0 DP: 0 HBP: 0 | WP: 1 PB: 0 SB: 0 CS: 0 | PA: 37 | | | | | | |
| PITCHER | IP | WLS | BF | H | R | ER | SO | BB | IBB | HBP | BLK | WP | HR | S | P | ERA | WHIP | | | | | | | | | | | |
| Tanyon Sturtze, R ERA: 4.34 | 6.0 | W | 25 | 6 | 2 | 1 | 3 | 1 | 0 | 0 | 0 | 0 | 0 | 59 | 90 | 1.50 | 1.167 | | | | | | | | | | | |
| Aquino Lopez, R ERA: 4.15 | 0.0 | | 2 | 1 | 1 | 1 | 0 | 1 | 0 | 0 | 0 | 0 | 0 | 6 | 10 | ∞ | ∞ | | | | | | | | | | | |
| Trevor Miller, L ERA: 6.75 | 0.2 | H | 2 | 0 | 0 | 0 | 0 | 0 | 0 | 0 | 0 | 0 | 0 | 6 | 8 | 0.00 | 0.000 | | | | | | | | | | | |
| Jeff Tam, R ERA: 4.91 | 0.1 | H | 1 | 0 | 0 | 0 | 0 | 0 | 0 | 0 | 0 | 0 | 0 | 2 | 2 | 0.00 | 0.000 | | | | | | | | | | | |
| Cliff Politte, R ERA: 4.66 | 1.0 | H | 3 | 0 | 0 | 0 | 0 | 0 | 0 | 0 | 0 | 0 | 0 | 6 | 9 | 0.00 | 0.000 | | | | | | | | | | | |

| Batter | 1 | 2 | 3 | 4 | 5 | 6 | 7 | 8 | 9 | AB | R | H | RBI | BB | SO | LOB | TOP | | | | | |
|---|--|---------------------------------|------------------------------|----------------------------------|------------------------------|---------------------------------|------------------------------|---------------------------------|------------------------------|----------------------------------|------------------------------|----------------------------------|-------------------------------|----------------------------------|------------------------------|----------------------------------|--|---------------------------------|----------------------------------|------------------------------------|----------------------------------|--------|
| 6 Melvin Mora, R OBP: 0.400, SLG: 0.550 | | | | | | | | | | 3 | 0 | 0 | 0 | 1 | 1 | 0 | <p>Baltimore Orioles @ Tampa Bay Devil Rays Tropicana Field, St. Petersburg, FL Fri Apr 25 2003, 7:15 PM EDT Att. 9,044 - Dome - 72 F</p> <p>livebaseballscorecards.com</p> <p>AB 26 R 1 H 3 RBI 0 BB 5 SO 5 LOB 12</p> | | | | | |
| Gary Matthews, S OBP: 0.250, SLG: 0.366 | | | | | | | | | | 4 | 0 | 1 | 0 | 0 | 1 | 1 | | | | | | |
| B.J. Surhoff, L OBP: 0.296, SLG: 0.379 | | | | | | | | | | 4 | 1 | 1 | 0 | 0 | 0 | 1 | | | | | | |
| Jeff Conine, R OBP: 0.341, SLG: 0.397 | | | | | | | | | | 3 | 0 | 0 | 0 | 1 | 1 | 1 | | | | | | |
| 31 Jay Gibbons, L OBP: 0.333, SLG: 0.425 | | | | | | | | | | 2 | 0 | 1 | 0 | 1 | 0 | 0 | | | | | | |
| Tony Batista, R OBP: 0.348, SLG: 0.457 | | | | | | | | | | 3 | 0 | 0 | 0 | 0 | 1 | 4 | | | | | | |
| Larry Bigbie, L OBP: 0.571, SLG: 0.500 | | | | | | | | | | 1 | 0 | 0 | 0 | 2 | 0 | 1 | | | | | | |
| Deivi Cruz, R OBP: 0.179, SLG: 0.273 | | | | | | | | | | 3 | 0 | 0 | 0 | 0 | 0 | 4 | | | | | | |
| Brook Fordyce, R OBP: 0.269, SLG: 0.250 | | | | | | | | | | 2 | 0 | 0 | 0 | 0 | 0 | 0 | | | | | | |
| Jerry Hairston, R OBP: 0.389, SLG: 0.440 | | | | | | | | | | 1 | 0 | 0 | 0 | 0 | 1 | 0 | | | | | | |
| Geronimo Gil, R OBP: 0.232, SLG: 0.250 | | | | | | | | | | 0 | 0 | 0 | 0 | 0 | 0 | 0 | | | | | | |
| Inning Stats | R: 0 E: 0 K: 1 S: 6 | H: 0 LOB: 0 BB: 0 P: 8 | R: 0 E: 0 K: 1 S: 7 | H: 1 LOB: 1 BB: 0 P: 11 | R: 0 E: 0 K: 0 S: 5 | H: 0 LOB: 0 BB: 0 P: 9 | R: 0 E: 0 K: 1 S: 5 | H: 1 LOB: 0 BB: 0 P: 9 | R: 0 E: 0 K: 0 S: 9 | H: 0 LOB: 0 BB: 2 P: 19 | R: 0 E: 0 K: 0 S: 4 | H: 0 LOB: 0 BB: 1 P: 10 | R: 1 E: 0 K: 0 S: 10 | H: 1 LOB: 2 BB: 2 P: 24 | R: 0 E: 0 K: 2 S: 9 | H: 0 LOB: 0 BB: 0 P: 14 | R: 0 E: 0 K: 0 S: 6 | H: 0 LOB: 0 BB: 0 P: 9 | 1B: 3 2B: 1 3B: 0 HR: 0 | SF: 0 SAC: 0 DP: 3 HBP: 1 | WP: 1 PB: 0 SB: 0 CS: 1 | PA: 32 |
| PITCHER | IP WLS BF H R ER SO BB IBB HBP BLK WP HR S P ERA WHIP | | | | | | | | | | | | | | | | | | | | | |
| Seth McClung, R ERA: 3.48 | (1, 1) 6.0 W 22 3 1 1 3 4 0 0 0 0 0 0 0 42 77 1.50 1.167 | | | | | | | | | | | | | | | | | | | | | |
| Mike Venafro, L ERA: 4.23 | (7, 1) 0.0 1 0 0 0 0 0 0 0 1 0 0 0 0 1 4 ∞ ∞ | | | | | | | | | | | | | | | | | | | | | |
| Travis Harper, R ERA: 3.45 | (7, 1) 2.0 H 6 0 0 0 2 0 1 0 0 1 0 12 23 0.00 0.000 | | | | | | | | | | | | | | | | | | | | | |
| Lance Carter, R ERA: 3.88 | (9, 1) 1.0 S 3 0 0 0 0 0 0 0 0 0 0 0 6 9 0.00 0.000 | | | | | | | | | | | | | | | | | | | | | |

| Batter | 1 | 2 | 3 | 4 | 5 | 6 | 7 | 8 | 9 | AB | R | H | RBI | BB | SO | LOB | BOTTOM | | | | | |
|---|---|----------------------------------|-------------------------------|----------------------------------|------------------------------|----------------------------------|-------------------------------|----------------------------------|------------------------------|----------------------------------|------------------------------|----------------------------------|-------------------------------|----------------------------------|-------------------------------|----------------------------------|--|---------------------------------|----------------------------------|------------------------------------|----------------------------------|--------|
| Terry Shupert, R OBP: 0.276, SLG: 0.519 | | | | | | | | | | 4 | 1 | 1 | 0 | 0 | 1 | 2 | <p>Baltimore Orioles @ Tampa Bay Devil Rays Tropicana Field, St. Petersburg, FL Fri Apr 25 2003, 7:15 PM EDT Att. 9,044 - Dome - 72 F</p> <p>livebaseballscorecards.com</p> <p>AB 31 R 2 H 9 RBI 2 BB 3 SO 5 LOB 13</p> | | | | | |
| Rey Ordonez, R OBP: 0.313, SLG: 0.487 | | | | | | | | | | 3 | 0 | 1 | 0 | 0 | 0 | 0 | | | | | | |
| 5 Rocco Baldelli, R OBP: 0.394, SLG: 0.500 | | | | | | | | | | 4 | 0 | 2 | 1 | 0 | 1 | 1 | | | | | | |
| Aubrey Huff, L OBP: 0.353, SLG: 0.409 | | | | | | | | | | 3 | 1 | 0 | 0 | 1 | 0 | 2 | | | | | | |
| Toby Hall, R OBP: 0.324, SLG: 0.397 | | | | | | | | | | 2 | 0 | 1 | 1 | 2 | 0 | 0 | | | | | | |
| Chris Truby, R OBP: 0.455, SLG: 0.500 | | | | | | | | | | 4 | 0 | 2 | 0 | 0 | 0 | 3 | | | | | | |
| Javier Valentin, S OBP: 0.219, SLG: 0.323 | | | | | | | | | | 4 | 0 | 0 | 0 | 0 | 2 | 4 | | | | | | |
| Felix Escalona, R OBP: 0.373, SLG: 0.389 | | | | | | | | | | 3 | 0 | 0 | 0 | 0 | 1 | 0 | | | | | | |
| Damon Easley, R OBP: 0.242, SLG: 0.317 | | | | | | | | | | 0 | 0 | 0 | 0 | 0 | 0 | 0 | | | | | | |
| George Lombard, L OBP: 0.287, SLG: 0.467 | | | | | | | | | | 1 | 0 | 0 | 0 | 0 | 0 | 1 | | | | | | |
| 13 Carl Crawford, L OBP: 0.243, SLG: 0.273 | | | | | | | | | | 3 | 0 | 2 | 0 | 0 | 0 | 0 | | | | | | |
| Inning Stats | R: 2 E: 0 K: 0 S: 13 | H: 3 LOB: 1 BB: 1 P: 19 | R: 0 E: 0 K: 2 S: 13 | H: 1 LOB: 1 BB: 0 P: 22 | R: 0 E: 0 K: 0 S: 7 | H: 1 LOB: 2 BB: 1 P: 15 | R: 0 E: 0 K: 1 S: 11 | H: 1 LOB: 0 BB: 0 P: 16 | R: 0 E: 0 K: 0 S: 9 | H: 2 LOB: 3 BB: 1 P: 16 | R: 0 E: 0 K: 0 S: 9 | H: 0 LOB: 0 BB: 0 P: 14 | R: 0 E: 0 K: 1 S: 12 | H: 0 LOB: 0 BB: 0 P: 15 | R: 0 E: 0 K: 1 S: 14 | H: 1 LOB: 1 BB: 0 P: 21 | R: 0 E: 0 K: 0 S: 6 | H: 0 LOB: 0 BB: 0 P: 9 | 1B: 4 2B: 5 3B: 0 HR: 0 | SF: 0 SAC: 1 DP: 0 HBP: 0 | WP: 0 PB: 0 SB: 0 CS: 1 | PA: 35 |
| PITCHER | IP WLS BF H R ER SO BB IBB HBP BLK WP HR S P ERA WHIP | | | | | | | | | | | | | | | | | | | | | |
| Omar Daal, L ERA: 5.34 | (1, 1) 6.0 L 28 8 2 2 3 2 2 0 0 0 0 0 0 23 102 3.00 1.667 | | | | | | | | | | | | | | | | | | | | | |
| Rick Bauer, R ERA: 6.66 | (7, 1) 1.2 6 1 0 0 2 0 0 0 0 0 0 0 23 31 0.00 0.600 | | | | | | | | | | | | | | | | | | | | | |
| Buddy Groom, L ERA: | (8, 1) 0.1 1 0 0 0 0 0 0 0 0 0 0 0 3 5 0.00 0.000 | | | | | | | | | | | | | | | | | | | | | |

| Batter | 1 | 2 | 3 | 4 | 5 | 6 | 7 | 8 | 9 | AB | R | H | RBI | BB | SO | LOB | TOP | | | | | | | | | | |
|---|-------------------------------|----------------------------------|-------------------------------|----------------------------------|-------------------------------|----------------------------------|-------------------------------|----------------------------------|-------------------------------|----------------------------------|-------------------------------|----------------------------------|------------------------------|----------------------------------|-------------------------------|----------------------------------|---|------------------------------|---------------------------------|-----------------------------------|------------------------------------|----------------------------------|--------|--|--|--|--|
| Jerry Hairston, R OBP: 0.389, SLG: 0.450 | L8 | 1-H 6 HR 2B | | K | | FC5-6 BB 6 S 1-2 | | 6 BB 1B | | 5 | 1 | 2 | 1 | 0 | 1 | 2 | Baltimore Orioles @ Tampa Bay Devil Rays Tropicana Field, St. Petersburg, FL Sat Apr 26 2003, 6:15 PM EDT Att: 13,408 - Dome - 72 F livebaseballscorecards.com | | | | | | | | | | |
| 6 Melvin Mora, R OBP: 0.436, SLG: 0.651 | 1B 2B | 2-H HR | | F8 | | BB BB | | BB BB | | 3 | 2 | 2 | 2 | 2 | 0 | 1 | | | | | | | | | | | |
| B.J. Surhoff, L OBP: 0.320, SLG: 0.382 Jose Leon, R OBP: 0.385, SLG: 0.200 (6, PH) | 2B 1B | P4 | | | | CS BB | | | | 2 | 1 | 1 | 1 | 2 | 0 | 0 | | | | | | | | | | | |
| Jeff Conine, R OBP: 0.333, SLG: 0.398 | 2-H 2B | | | L5 | | BB BB | | F8 | | 5 | 0 | 1 | 1 | 0 | 1 | 4 | | | | | | | | | | | |
| 31 Jay Gibbons, L OBP: 0.327, SLG: 0.424 | F8 | | | 2B | | G4-3 | | | | 5 | 0 | 1 | 0 | 0 | 0 | 1 | | | | | | | | | | | |
| Tony Batista, R OBP: 0.340, SLG: 0.477 | F7 | | | P5 | | HR | | K | | 5 | 1 | 1 | 1 | 0 | 1 | 2 | | | | | | | | | | | |
| Larry Bigbie, L OBP: 0.545, SLG: 0.500 | | 2B 1B | | F7 | | 1B SF7 1B | | K | | 4 | 2 | 2 | 0 | 0 | 1 | 1 | | | | | | | | | | | |
| Deivi Cruz, R OBP: 0.183, SLG: 0.272 | | P4 | | K | | FC5-6 1B | | G1-3 | | 4 | 0 | 1 | 0 | 0 | 1 | 1 | | | | | | | | | | | |
| Brook Fordyce, R OBP: 0.267, SLG: 0.296 | F9 | | | | | SF7 | | G5-3 | | 3 | 0 | 1 | 1 | 0 | 0 | 1 | | | | | | | | | | | |
| Inning Stats | R: 2 E: 0 K: 0 S: 19 | H: 3 LOB: 1 BB: 0 P: 26 | R: 3 E: 0 K: 0 S: 15 | H: 3 LOB: 0 BB: 0 P: 21 | R: 0 E: 0 K: 0 S: 4 | H: 1 LOB: 1 BB: 0 P: 8 | R: 0 E: 0 K: 2 S: 10 | H: 1 LOB: 0 BB: 1 P: 14 | R: 0 E: 0 K: 1 S: 8 | H: 0 LOB: 0 BB: 0 P: 16 | R: 2 E: 0 K: 0 S: 20 | H: 3 LOB: 3 BB: 2 P: 33 | R: 0 E: 0 K: 2 S: 7 | H: 0 LOB: 0 BB: 0 P: 9 | R: 0 E: 0 K: 1 S: 9 | H: 1 LOB: 2 BB: 1 P: 14 | | R: 0 E: 0 K: 0 S: 7 | H: 0 LOB: 0 BB: 0 P: 8 | 1B: 5 2B: 6 3B: 0 HR: 2 | SF: 1 SAC: 0 DP: 1 HBP: 0 | WP: 0 PB: 0 SB: 1 CS: 1 | PA: 42 | | | | |
| PITCHER | IP | WLS | BF | H | R | ER | SO | BB | IBB | HBP | BLK | WP | HR | S | P | ERA | WHIP | | | | | | | | | | |
| Steve Parris, R ERA: 5.46 | (1, 1) | 4.0 | 20 | 8 | 5 | 5 | 2 | 0 | 0 | 0 | 0 | 0 | 1 | 48 | 69 | 11.25 | 2.000 | | | | | | | | | | |
| Nick Bierbrodt, L ERA: 12.94 | (5, 1) | 1.2 | 10 | 3 | 2 | 2 | 1 | 3 | 0 | 0 | 0 | 0 | 1 | 25 | 44 | 10.80 | 3.600 | | | | | | | | | | |
| Victor Zambrano, R ERA: 6.44 | (6, 1) | 2.0 | W | 8 | 1 | 0 | 0 | 2 | 1 | 0 | 0 | 0 | 0 | 16 | 25 | 0.00 | 1.000 | | | | | | | | | | |
| Mike Venafro, L ERA: 4.05 | (8, 1) | 0.1 | H | 1 | 0 | 0 | 0 | 1 | 0 | 0 | 0 | 0 | 0 | 3 | 3 | 0.00 | 0.000 | | | | | | | | | | |
| Lance Carter, R ERA: 3.45 | (9, 1) | 1.0 | S | 3 | 0 | 0 | 0 | 0 | 0 | 0 | 0 | 0 | 0 | 7 | 8 | 0.00 | 0.000 | | | | | | | | | | |
| Batter | 1 | 2 | 3 | 4 | 5 | 6 | 7 | 8 | 9 | AB | R | H | RBI | BB | SO | LOB | BOTTOM | | | | | | | | | | |
| Marlon Anderson, L OBP: 0.370, SLG: 0.385 | G6-3 | 13 1B 2-H 2B | | K | | | | P3 | | 5 | 0 | 2 | 2 | 0 | 1 | 1 | Baltimore Orioles @ Tampa Bay Devil Rays Tropicana Field, St. Petersburg, FL Sat Apr 26 2003, 6:15 PM EDT Att: 13,408 - Dome - 72 F livebaseballscorecards.com | | | | | | | | | | |
| 13 Carl Crawford, L OBP: 0.259, SLG: 0.287 | G6-3 | 5 G6-4-3 1B | | 5 SF9 1B | | K | | 5 S 1B BB | | 5 | 2 | 3 | 0 | 0 | 1 | 0 | | | | | | | | | | | |
| 5 Rocco Baldelli, R OBP: 0.404, SLG: 0.505 | 1B | G6-4-3 | | SF9 | | S 1B SF8 BB | | 1B 1B | | 3 | 1 | 2 | 2 | 1 | 0 | 2 | | | | | | | | | | | |
| Aubrey Huff, L OBP: 0.374, SLG: 0.473 | K | | | 2B | | HR | | 1B | | 5 | 1 | 4 | 1 | 0 | 1 | 1 | | | | | | | | | | | |
| Al Martin, L OBP: 0.387, SLG: 0.404 Terry Shumpert, R OBP: 0.258, SLG: 0.500 (6, PH) | 1B 2B 1B | 1B 2B 1B | | K | | SF8 | | F8 | | 3 | 1 | 2 | 0 | 0 | 1 | 1 | | | | | | | | | | | |
| Toby Hall, R OBP: 0.329, SLG: 0.388 | 2B 1B | 2B 1B | | F8 | | G4-3 | | HBP | | 4 | 0 | 1 | 0 | 0 | 0 | 3 | | | | | | | | | | | |
| George Lombard, L OBP: 0.300, SLG: 0.474 | BB 2B 3-H | 2B | | HBP | | G3 | | P6 | | 4 | 1 | 1 | 1 | 0 | 1 | 3 | | | | | | | | | | | |
| Chris Truby, R OBP: 0.467, SLG: 0.538 | 2B BB | 2B BB | | F9 | | 1B 2B | | P2 | | 3 | 2 | 1 | 0 | 1 | 0 | 2 | | | | | | | | | | | |
| Rey Ordonez, R OBP: 0.322, SLG: 0.500 | 2B 2B | 2B | | 13 1B 5 1B | | F8 | | G4-3 | | 4 | 2 | 2 | 2 | 0 | 0 | 1 | | | | | | | | | | | |
| Inning Stats | R: 0 E: 0 K: 1 S: 9 | H: 1 LOB: 1 BB: 0 P: 15 | R: 4 E: 0 K: 0 S: 14 | H: 6 LOB: 1 BB: 1 P: 24 | R: 0 E: 0 K: 1 S: 10 | H: 1 LOB: 2 BB: 0 P: 16 | R: 3 E: 1 K: 1 S: 28 | H: 4 LOB: 1 BB: 0 P: 37 | R: 1 E: 0 K: 0 S: 10 | H: 2 LOB: 1 BB: 0 P: 16 | R: 1 E: 0 K: 1 S: 12 | H: 1 LOB: 1 BB: 1 P: 21 | R: 0 E: 0 K: 1 S: 7 | H: 0 LOB: 0 BB: 0 P: 11 | R: 1 E: 0 K: 0 S: 18 | H: 3 LOB: 3 BB: 0 P: 23 | | R: 0 E: 0 K: 0 S: 7 | H: 0 LOB: 0 BB: 0 P: 8 | 1B: 12 2B: 5 3B: 0 HR: 1 | SF: 2 SAC: 0 DP: 1 HBP: 2 | WP: 0 PB: 0 SB: 2 CS: 0 | PA: 43 | | | | |
| PITCHER | IP | WLS | BF | H | R | ER | SO | BB | IBB | HBP | BLK | WP | HR | S | P | ERA | WHIP | | | | | | | | | | |
| Rick Helling, R ERA: 5.78 | (1, 1) | 3.2 | L | 22 | 11 | 7 | 7 | 3 | 0 | 0 | 0 | 0 | 0 | 16 | 24 | 6.75 | 2.250 | | | | | | | | | | |
| Pat Hentgen, R ERA: 4.66 | (4, 1) | 1.1 | | 6 | 3 | 1 | 1 | 0 | 0 | 0 | 0 | 0 | 0 | 15 | 25 | 6.75 | 1.500 | | | | | | | | | | |
| B.J. Ryan, L ERA: 0.9 | (6, 1) | 1.1 | | 6 | 1 | 1 | 1 | 2 | 1 | 0 | 0 | 0 | 0 | 22 | 30 | 5.40 | 1.800 | | | | | | | | | | |
| Kerry Ligtenberg, R ERA: 3.86 | (7, 1) | 1.2 | | 9 | 3 | 1 | 1 | 0 | 0 | 0 | 0 | 0 | 0 | 22 | 30 | 5.40 | 1.800 | | | | | | | | | | |

| Batter | 1 | 2 | 3 | 4 | 5 | 6 | 7 | 8 | 9 | AB | R | H | RBI | BB | SO | LOB | TOP | | | | | |
|---|---------------------------------------|----------------------------------|---------------------------------------|----------------------------------|---------------------------------------|----------------------------------|--------------------------------------|----------------------------------|--------------------------------------|---------------------------------|---------------------------------------|----------------------------------|---------------------------------------|----------------------------------|--------------------------------------|----------------------------------|--------------------------------------|----------------------------------|----------------------------------|------------------------------------|-------------------------|--------|
| Jerry Hairston, R OBP: 0.380, SLG: 0.435 | F9 | G6-4-3 | P3 | | | F9 | | K | | 5 | 0 | 1 | 1 | 0 | 1 | 4 | | | | | | |
| 6 Melvin Mora, R OBP: 0.417, SLG: 0.625 | F9 | | E | G6-3 | | F9 | | | G3 | 5 | 1 | 1 | 0 | 0 | 0 | 1 | | | | | | |
| Gary Matthews, S OBP: 0.257, SLG: 0.378 | 1B | | K | | | G5-3 | | | G4-3 | 5 | 1 | 2 | 0 | 0 | 1 | 1 | | | | | | |
| Jeff Conine, R OBP: 0.337, SLG: 0.391 | 2B | | | | | | | | G1-3 | 4 | 1 | 1 | 1 | 1 | 1 | 1 | | | | | | |
| Tony Batista, R OBP: 0.347, SLG: 0.472 | F8 | | | | | | | | | 3 | 0 | 1 | 0 | 1 | 0 | 1 | | | | | | |
| Larry Bigbie, L OBP: 0.400, SLG: 0.333 | | G3-1 | FC6-4 | | | G6-3 | | K | | 4 | 1 | 0 | 0 | 0 | 1 | 3 | | | | | | |
| Jose Leon, R OBP: 0.412, SLG: 0.231 | | 1B | 1B | | | F8 | | K | | 3 | 2 | 1 | 0 | 0 | 1 | 1 | | | | | | |
| Deivi Cruz, R OBP: 0.198, SLG: 0.282 | | 1B | 1B | | | | | F7 | | 4 | 1 | 2 | 2 | 0 | 0 | 0 | | | | | | |
| Geronomo Gil, R OBP: 0.250, SLG: 0.268 | | 1B | | | | G6-3 | | F8 | | 4 | 0 | 2 | 2 | 0 | 0 | 1 | | | | | | |
| Inning Stats | R: 1 H: 2 E: 0 K: 0 S: 12 | H: 2 LOB: 1 BB: 0 P: 15 | R: 1 H: 3 E: 0 K: 0 S: 10 | H: 3 LOB: 1 BB: 0 P: 14 | R: 4 H: 3 E: 1 K: 1 S: 16 | H: 3 LOB: 2 BB: 2 P: 33 | R: 0 H: 1 E: 0 K: 0 S: 9 | H: 1 LOB: 0 BB: 0 P: 15 | R: 0 H: 0 E: 0 K: 0 S: 5 | H: 0 LOB: 0 BB: 0 P: 8 | R: 1 H: 1 E: 1 K: 0 S: 14 | H: 1 LOB: 1 BB: 0 P: 21 | R: 0 H: 1 E: 0 K: 3 S: 14 | H: 1 LOB: 1 BB: 0 P: 18 | R: 0 H: 0 E: 0 K: 1 S: 6 | H: 0 LOB: 0 BB: 0 P: 11 | R: 0 H: 0 E: 0 K: 0 S: 6 | H: 0 LOB: 0 BB: 0 P: 10 | 1B: 9 2B: 2 3B: 0 HR: 0 | SF: 0 SAC: 0 DP: 1 HBP: 1 | WP: 0 PB: 0 CS: 2 | PA: 40 |
| PITCHER | IP | WLS | BF | H | R | ER | SO | BB | IBB | HBP | BLK | WP | HR | S | P | ERA | WHIP | | | | | |
| Joe Kennedy, L ERA: 5.4 | (1, 1) | 6.0 | L | 30 | 10 | 7 | 6 | 1 | 2 | 0 | 0 | 0 | 0 | 66 | 106 | 9.00 | 2.000 | | | | | |
| Al Levine, R ERA: 2.38 | (7, 1) | 3.0 | | 10 | 1 | 0 | 0 | 4 | 0 | 0 | 0 | 0 | 0 | 26 | 39 | 0.00 | 0.333 | | | | | |

Baltimore Orioles @ Tampa Bay Devil Rays
Tropicana Field, St. Petersburg, FL
Sun Apr 27 2003, 1:15 PM EDT
Att: 11,894 - Dome - 72 F

| | |
|-----|----|
| AB | 37 |
| R | 7 |
| H | 11 |
| RBI | 6 |
| BB | 2 |
| SO | 5 |
| LOB | 13 |



| Batter | 1 | 2 | 3 | 4 | 5 | 6 | 7 | 8 | 9 | AB | R | H | RBI | BB | SO | LOB | BOTTOM | | | | | |
|---|--------------------------------------|----------------------------------|--------------------------------------|---------------------------------|---------------------------------------|----------------------------------|---------------------------------------|----------------------------------|---------------------------------------|----------------------------------|--------------------------------------|----------------------------------|---------------------------------------|----------------------------------|--------------------------------------|----------------------------------|--------------------------------------|----------------------------------|----------------------------------|------------------------------------|-------------------------|--------|
| Marlon Anderson, L OBP: 0.364, SLG: 0.368 | G3 | | G3 | | | | | | | 3 | 0 | 0 | 0 | 1 | 0 | 2 | | | | | | |
| 13 Carl Crawford, L OBP: 0.282, SLG: 0.280 | | | | | | | | | | 3 | 0 | 0 | 0 | 0 | 1 | 1 | | | | | | |
| Terry Shumpert, R OBP: 0.250, SLG: 0.483 | K | | | | | | | | | 1 | 0 | 0 | 0 | 0 | 0 | 2 | | | | | | |
| 5 Rocco Baldelli, R OBP: 0.398, SLG: 0.495 | K | | | | | | | | | 4 | 1 | 1 | 0 | 0 | 2 | 0 | | | | | | |
| Aubrey Huff, L OBP: 0.360, SLG: 0.454 | | | | | | | | | | 4 | 0 | 0 | 0 | 0 | 1 | 1 | | | | | | |
| Al Martin, L OBP: 0.385, SLG: 0.400 | | | | | | | | | | 3 | 0 | 1 | 1 | 0 | 1 | 0 | | | | | | |
| Damon Easley, R OBP: 0.238, SLG: 0.311 | | | | | | | | | | 1 | 0 | 0 | 0 | 0 | 1 | 0 | | | | | | |
| Toby Hall, R OBP: 0.313, SLG: 0.366 | | | | | | | | | | 4 | 0 | 0 | 0 | 0 | 0 | 1 | | | | | | |
| George Lombard, L OBP: 0.375, SLG: 0.522 | | | | | | | | | | 4 | 3 | 3 | 0 | 0 | 1 | 0 | | | | | | |
| Chris Truby, R OBP: 0.474, SLG: 0.588 | | | | | | | | | | 4 | 0 | 2 | 2 | 0 | 2 | 1 | | | | | | |
| Rey Ordóñez, R OBP: 0.330, SLG: 0.523 | | | | | | | | | | 4 | 0 | 2 | 1 | 0 | 0 | 2 | | | | | | |
| Inning Stats | R: 0 H: 0 E: 0 K: 2 S: 9 | H: 0 LOB: 0 BB: 0 P: 11 | R: 0 H: 0 E: 0 K: 1 S: 7 | H: 0 LOB: 0 BB: 0 P: 8 | R: 0 H: 1 E: 0 K: 2 S: 12 | H: 1 LOB: 1 BB: 0 P: 15 | R: 1 H: 2 E: 0 K: 0 S: 10 | H: 2 LOB: 1 BB: 0 P: 20 | R: 1 H: 2 E: 0 K: 1 S: 12 | H: 2 LOB: 1 BB: 0 P: 14 | R: 0 H: 0 E: 0 K: 1 S: 7 | H: 0 LOB: 0 BB: 0 P: 10 | R: 1 H: 2 E: 0 K: 0 S: 14 | H: 2 LOB: 2 BB: 1 P: 21 | R: 0 H: 0 E: 0 K: 2 S: 7 | H: 0 LOB: 0 BB: 0 P: 10 | R: 1 H: 2 E: 0 K: 0 S: 6 | H: 2 LOB: 0 BB: 0 P: 10 | 1B: 6 2B: 3 3B: 0 HR: 0 | SF: 0 SAC: 0 DP: 1 HBP: 0 | WP: 0 PB: 0 CS: 0 | PA: 36 |
| PITCHER | IP | WLS | BF | H | R | ER | SO | BB | IBB | HBP | BLK | WP | HR | S | P | ERA | WHIP | | | | | |
| Sidney Ponson, R ERA: 4.8 | (1, 1) | 6.2 | W | 28 | 7 | 3 | 3 | 7 | 1 | 0 | 0 | 0 | 0 | 70 | 98 | 4.05 | 1.200 | | | | | |
| B.J. Ryan, L ERA: 0.97 | (7, 1) | 0.1 | H | 1 | 0 | 0 | 0 | 0 | 0 | 0 | 0 | 0 | 0 | 1 | 1 | 0.00 | 0.000 | | | | | |
| Buddy Groom, L ERA: | (8, 1) | 1.0 | | 3 | 0 | 0 | 0 | 2 | 0 | 0 | 0 | 0 | 0 | 7 | 10 | 0.00 | 0.000 | | | | | |
| Jorge Julio, R ERA: 3.48 | (9, 1) | 1.0 | | 4 | 2 | 1 | 1 | 0 | 0 | 0 | 0 | 0 | 0 | 6 | 10 | 9.00 | 2.000 | | | | | |

Baltimore Orioles @ Tampa Bay Devil Rays
Tropicana Field, St. Petersburg, FL
Sun Apr 27 2003, 1:15 PM EDT
Att: 11,894 - Dome - 72 F

| | |
|-----|----|
| AB | 35 |
| R | 4 |
| H | 9 |
| RBI | 4 |
| BB | 1 |
| SO | 9 |
| LOB | 10 |



| Batter | 1 | 2 | 3 | 4 | 5 | 6 | 7 | 8 | 9 | AB | R | H | RBI | BB | SO | LOB | TOP | | |
|---|---|---|--|--|--|----------------------------------|------------------------------|---------------------------------|------------------------------|----------------------------------|-------------------------------|----------------------------------|-------------------------------|----------------------------------|-------------------------------|----------------------------------|---|------------------------------------|-----------------------------------|
| 13 Carl Crawford, L OBP: 0.250, SLG: 0.276 | 1-1 SH1-3 1B | | 0-2 G1 | | 0-0 P5 | | 0-1 F9 | | 1-2 P4 | 5 | 0 | 1 | 0 | 0 | 0 | 4 | Tampa Bay Devil Rays @ Minnesota Twins Hubert H. Humphrey Metrodome, Minneapolis, MN Tue Apr 29 2003, 8:05 PM EDT Att: 12,188 - Dome - 72 F livebaseballscorecards.com | | |
| Terry Shumpert, R OBP: 0.250, SLG: 0.485 | 0-0 SH1-3 | | 1-0 G6-3 | | | 2-1 G5-3 | | 0-0 E | 1-2 K | 4 | 1 | 1 | 0 | 0 | 1 | 1 | | | |
| Travis Lee, L OBP: 0.386, SLG: 0.491 | 2-3 K | | | 1-3 K | | 2-1 F9 | | 2-1 E4 | | 4 | 0 | 1 | 0 | 0 | 2 | 1 | | | |
| 5 Rocco Baldelli, R OBP: 0.384, SLG: 0.476 | 1-1 G1-3 | | | 0-0 G4-3 | | 0-3 K | | 1-0 F7 | | 4 | 0 | 0 | 0 | 0 | 1 | 2 | | | |
| Aubrey Huff, L OBP: 0.374, SLG: 0.495 | | 0-1 HR | | 0-1 1B | | | 2-2 K | 0-1 1B | | 4 | 1 | 3 | 1 | 0 | 1 | 0 | | | |
| Damon Easley, R OBP: 0.227, SLG: 0.297 | 0-0 F8 | | | 1-0 F8 | | | 2-2 E6 | 0-2 F8 | | 3 | 1 | 0 | 0 | 0 | 0 | 1 | | | |
| Al Martin, L OBP: 0.379, SLG: 0.393 | | | | | | | 1B G6-3 | | | 1 | 0 | 0 | 0 | 0 | 0 | 2 | | | |
| Chris Truby, R OBP: 0.227, SLG: 0.690 | | 2-1 F8 | | | 1-0 G6-4-3 | | 2-2 G6-3 | 0-3 K2-3 | | 3 | 0 | 2 | 0 | 0 | 0 | 0 | | | |
| Marlon Anderson, L OBP: 0.359, SLG: 0.362 | | | | | | | 1-2 1B | | | 1 | 0 | 0 | 0 | 0 | 1 | 2 | | | |
| Toby Hall, R OBP: 0.310, SLG: 0.360 | | 0-1 F8 | | | 1-2 G6-4-3 | | 0-0 G6-3 | 1-2 1B | | 4 | 0 | 1 | 0 | 0 | 0 | 1 | | | |
| Rey Ordóñez, R OBP: 0.326, SLG: 0.522 | | | 1-2 F8 | | 2-2 E6 | | 0-0 G6-3 | | 2-2 2B | 4 | 0 | 1 | 1 | 0 | 0 | 2 | | | |
| Inning Stats | R: 0 E: 0 K: 1 S: 8 | H: 1 LOB: 1 BB: 0 P: 13 | R: 1 E: 0 K: 0 S: 7 | H: 1 LOB: 0 BB: 0 P: 9 | R: 0 E: 0 K: 0 S: 8 | H: 0 LOB: 0 BB: 0 P: 10 | R: 0 E: 0 K: 1 S: 7 | H: 1 LOB: 1 BB: 0 P: 9 | R: 0 E: 0 K: 0 S: 9 | H: 0 LOB: 0 BB: 0 P: 11 | R: 1 E: 1 K: 1 S: 14 | H: 2 LOB: 2 BB: 0 P: 20 | R: 1 E: 1 K: 1 S: 15 | H: 3 LOB: 2 BB: 0 P: 18 | R: 0 E: 0 K: 1 S: 12 | H: 1 LOB: 1 BB: 0 P: 17 | 1B: 7 2B: 2 3B: 0 HR: 1 | SF: 0 SAC: 1 DP: 1 HBP: 0 | WP: 0 PA: 38 SB: 0 CS: 1 |
| PITCHER | IP WLS BF H R ER SO BB IBB HBP BLK WP HR S P ERA WHIP | 7.0 W 30 8 3 2 4 0 0 0 0 0 1 63 90 2.57 1.143 | 0.1 H 2 1 0 0 0 0 0 0 0 0 0 3 4 0.00 3.000 | 0.2 H 2 0 0 0 1 0 0 0 0 0 0 9 9 0.00 0.000 | 1.0 S 4 1 0 0 1 0 0 0 0 0 0 12 17 0.00 1.000 | | | | | | | | | | | | | | |

| Batter | 1 | 2 | 3 | 4 | 5 | 6 | 7 | 8 | 9 | AB | R | H | RBI | BB | SO | LOB | BOTTOM | | |
|--|---|--|---|----------------------------------|------------------------------|----------------------------------|------------------------------|----------------------------------|-------------------------------|----------------------------------|------------------------------|----------------------------------|------------------------------|----------------------------------|-------------------------------|----------------------------------|---|------------------------------------|-----------------------------------|
| Jacque Jones, L OBP: 0.330, SLG: 0.411 | 1-1 1B FC5-4 | | 0-1 F9 | | 1-2 1B | | | | | 4 | 1 | 2 | 0 | 0 | 0 | 2 | Tampa Bay Devil Rays @ Minnesota Twins Hubert H. Humphrey Metrodome, Minneapolis, MN Tue Apr 29 2003, 8:05 PM EDT Att: 12,188 - Dome - 72 F livebaseballscorecards.com | | |
| Cristian Guzman, S OBP: 0.311, SLG: 0.369 | 3-1 FC5-4 1B | | 0-1 HR | | 2-0 F8 | | 2-3 K | | | 4 | 1 | 2 | 0 | 0 | 1 | 1 | | | |
| Corey Koskie, L OBP: 0.359, SLG: 0.462 | 1-2 FC5-4 1B | | 2-0 HR | | 4-1 FC6-5 | | 2-3 K | | | 3 | 1 | 1 | 3 | 1 | 1 | 1 | | | |
| Todd Sears, L OBP: 0.250, SLG: 0.500 | 2-1 F8 | | 1-0 G5-3 | | 1-0 F7 | | | | | 4 | 0 | 1 | 0 | 0 | 0 | 2 | | | |
| Dustan Mohr, R OBP: 0.125, SLG: 0.300 | 1-2 F8 | | | | 1-2 F7 | | | | | 0 | 1 | 0 | 0 | 0 | 0 | 0 | | | |
| Tori Hunter, R OBP: 0.287, SLG: 0.371 | 0-0 P2 | | 1-1 HR | | 1-1 FC6-5 | | | | | 4 | 1 | 1 | 1 | 0 | 0 | 3 | | | |
| Bobby Kielty, S OBP: 0.434, SLG: 0.615 | | 4-2 1B BB | 1-0 L3-6 2B | | 2-2 G4-3 | | | | | 3 | 0 | 1 | 1 | 1 | 0 | 3 | | | |
| Doug Mientkiewicz, L OBP: 0.283, SLG: 0.365 | | 1-2 1B | 2-0 L3-6 | | | | | | | 4 | 0 | 1 | 0 | 0 | 0 | 2 | | | |
| A.J. Pierzynski, L OBP: 0.310, SLG: 0.377 | | 0-2 F7 | | | 0-0 F8 | | | | | 3 | 0 | 0 | 0 | 0 | 0 | 2 | | | |
| Luis Rivas, R OBP: 0.217, SLG: 0.284 | | 0-0 F9 | | | 1-0 G1-3 | | | | | 3 | 0 | 0 | 0 | 0 | 0 | 2 | | | |
| Inning Stats | R: 1 E: 0 K: 0 S: 11 | H: 2 LOB: 1 BB: 0 P: 18 | R: 0 E: 0 K: 0 S: 12 | H: 1 LOB: 2 BB: 1 P: 17 | R: 3 E: 0 K: 0 S: 8 | H: 4 LOB: 0 BB: 0 P: 15 | R: 0 E: 0 K: 0 S: 6 | H: 1 LOB: 1 BB: 0 P: 10 | R: 0 E: 0 K: 0 S: 10 | H: 0 LOB: 0 BB: 1 P: 16 | R: 0 E: 0 K: 2 S: 9 | H: 0 LOB: 0 BB: 0 P: 14 | R: 1 E: 1 K: 0 S: 8 | H: 1 LOB: 1 BB: 0 P: 12 | R: 0 E: 0 K: 1 S: 12 | H: 1 LOB: 1 BB: 0 P: 17 | 1B: 5 2B: 4 3B: 0 HR: 2 | SF: 0 SAC: 0 DP: 2 HBP: 0 | WP: 0 PA: 34 SB: 1 CS: 0 |
| PITCHER | IP WLS BF H R ER SO BB IBB HBP BLK WP HR S P ERA WHIP | 7.0 L 30 8 4 4 2 2 0 0 0 0 2 64 102 5.14 1.429 | 1.0 4 1 1 1 0 0 0 0 0 0 0 0 8 12 9.00 1.000 | | | | | | | | | | | | | | | | |



| Batter | 1 | 2 | 3 | 4 | 5 | 6 | 7 | 8 | 9 | AB | R | H | RBI | BB | SO | LOB | TOP | | | | | | |
|---|------------------------------|---------------------------------|------------------------------|----------------------------------|-------------------------------|----------------------------------|-------------------------------|----------------------------------|-------------------------------|----------------------------------|-------------------------------|----------------------------------|-------------------------------|----------------------------------|------------------------------|----------------------------------|---|----------------------------------|----------------------------------|------------------------------------|-------------------------|--------|--|
| 13 Carl Crawford, L OBP: 0.284, SLG: 0.307 | | | | | | | | | | 4 | 3 | 2 | 0 | 1 | 0 | 1 | Tampa Bay Devil Rays @ Minnesota Twins Hubert H. Humphrey Metrodome, Minneapolis, MN Wed Apr 30 2003, 8:05 PM EDT Att: 15,282 - Dome - 72 F livebaseballscorecards.com | | | | | | |
| 5 Rocco Baldelli, R OBP: 0.385, SLG: 0.509 | | | | | | | | | | 5 | 1 | 2 | 5 | 0 | 1 | 1 | | | | | | | |
| Travis Lee, L OBP: 0.371, SLG: 0.466 | | | | | | | | | | 5 | 0 | 1 | 0 | 0 | 2 | 2 | | | | | | | |
| Aubrey Huff, L OBP: 0.361, SLG: 0.476 | | | | | | | | | | 4 | 0 | 0 | 0 | 0 | 0 | 1 | | | | | | | |
| Al Martin, L OBP: 0.377, SLG: 0.391 Damon Easley, R (8, PH) OBP: 0.224, SLG: 0.292 | | | | | | | | | | 3 | 0 | 1 | 0 | 0 | 1 | 0 | | | | | | | |
| Toby Hall, R OBP: 0.318, SLG: 0.359 | | | | | | | | | | 3 | 0 | 1 | 0 | 0 | 0 | 1 | | | | | | | |
| Marlon Anderson, L OBP: 0.366, SLG: 0.361 | | | | | | | | | | 3 | 0 | 1 | 0 | 0 | 0 | 1 | | | | | | | |
| Chris Truby, R OBP: 0.462, SLG: 0.522 | | | | | | | | | | 3 | 0 | 0 | 0 | 1 | 2 | 3 | | | | | | | |
| Rey Ordóñez, R OBP: 0.333, SLG: 0.521 | | | | | | | | | | 4 | 1 | 2 | 0 | 0 | 0 | 3 | | | | | | | |
| Inning Stats | R: 1 E: 0 K: 0 S: 4 | H: 2 LOB: 0 BB: 0 P: 9 | R: 0 E: 0 K: 0 S: 9 | H: 2 LOB: 1 BB: 0 P: 11 | R: 3 E: 0 K: 0 S: 11 | H: 2 LOB: 0 BB: 1 P: 18 | R: 0 E: 0 K: 1 S: 11 | H: 0 LOB: 0 BB: 0 P: 15 | R: 0 E: 0 K: 1 S: 14 | H: 1 LOB: 1 BB: 0 P: 21 | R: 0 E: 0 K: 1 S: 13 | H: 0 LOB: 3 BB: 1 P: 24 | R: 0 E: 0 K: 1 S: 10 | H: 1 LOB: 1 BB: 0 P: 15 | R: 0 E: 0 K: 2 S: 9 | H: 1 LOB: 1 BB: 0 P: 11 | R: 1 E: 0 K: 1 S: 8 | H: 1 LOB: 0 BB: 0 P: 11 | 1B: 6 2B: 3 3B: 1 HR: 1 | SF: 0 SAC: 0 DP: 2 HBP: 2 | WP: 0 PB: 0 CS: 0 | PA: 39 | |
| PITCHER | IP | WLS | BF | H | R | ER | SO | BB | IBB | HBP | BLK | WP | HR | S | P | ERA | WHIP | | | | | | |
| Brad Radke, R ERA: 6.29 | (1, 1) | 5.2 | W | 24 | 7 | 4 | 4 | 3 | 1 | 0 | 1 | 0 | 0 | 1 | 55 | 82 | 6.35 | 1.412 | | | | | |
| Johan Santana, L ERA: 0.95 | (6, 1) | 2.1 | | 11 | 2 | 0 | 0 | 3 | 1 | 0 | 1 | 0 | 0 | 0 | 26 | 42 | 0.00 | 1.286 | | | | | |
| Tony Fiore, R ERA: 6.59 | (9, 1) | 1.0 | | 4 | 1 | 1 | 1 | 1 | 0 | 0 | 0 | 0 | 0 | 0 | 8 | 11 | 9.00 | 1.000 | | | | | |

| Batter | 1 | 2 | 3 | 4 | 5 | 6 | 7 | 8 | 9 | AB | R | H | RBI | BB | SO | LOB | BOTTOM | | | | | | |
|---|-------------------------------|----------------------------------|-------------------------------|----------------------------------|-------------------------------|----------------------------------|------------------------------|----------------------------------|-------------------------------|----------------------------------|------------------------------|---------------------------------|------------------------------|---------------------------------|------------------------------|---------------------------------|---|----------------------------------|----------------------------------|------------------------------------|-------------------------|--------|--|
| Jacque Jones, L OBP: 0.343, SLG: 0.432 | | | | | | | | | | 5 | 2 | 3 | 1 | 0 | 2 | 2 | Tampa Bay Devil Rays @ Minnesota Twins Hubert H. Humphrey Metrodome, Minneapolis, MN Wed Apr 30 2003, 8:05 PM EDT Att: 15,282 - Dome - 72 F livebaseballscorecards.com | | | | | | |
| Cristian Guzman, S OBP: 0.295, SLG: 0.348 | | | | | | | | | | 5 | 0 | 0 | 0 | 0 | 1 | 6 | | | | | | | |
| Corey Koskie, L OBP: 0.365, SLG: 0.457 | | | | | | | | | | 3 | 1 | 1 | 1 | 1 | 0 | 2 | | | | | | | |
| Todd Sears, L OBP: 0.250, SLG: 0.500 | | | | | | | | | | 4 | 1 | 1 | 2 | 0 | 1 | 3 | | | | | | | |
| Tori Hunter, R OBP: 0.295, SLG: 0.402 | | | | | | | | | | 3 | 1 | 1 | 3 | 1 | 0 | 1 | | | | | | | |
| Bobby Kielty, S OBP: 0.425, SLG: 0.588 | | | | | | | | | | 3 | 0 | 0 | 0 | 0 | 1 | 2 | | | | | | | |
| Doug Mientkiewicz, L OBP: 0.292, SLG: 0.364 | | | | | | | | | | 3 | 0 | 1 | 0 | 1 | 0 | 1 | | | | | | | |
| Tom Prince, R OBP: 0.400, SLG: 0.250 | | | | | | | | | | 3 | 1 | 0 | 0 | 0 | 1 | 2 | | | | | | | |
| Luis Rivas, R OBP: 0.233, SLG: 0.314 | | | | | | | | | | 3 | 2 | 1 | 1 | 1 | 0 | 2 | | | | | | | |
| Inning Stats | R: 4 E: 0 K: 0 S: 10 | H: 4 LOB: 0 BB: 0 P: 15 | R: 2 E: 0 K: 2 S: 14 | H: 2 LOB: 1 BB: 0 P: 23 | R: 0 E: 0 K: 2 S: 12 | H: 1 LOB: 1 BB: 0 P: 16 | R: 2 E: 0 K: 0 S: 8 | H: 1 LOB: 2 BB: 2 P: 19 | R: 0 E: 0 K: 1 S: 10 | H: 0 LOB: 2 BB: 1 P: 18 | R: 0 E: 0 K: 0 S: 4 | H: 0 LOB: 0 BB: 1 P: 8 | R: 0 E: 0 K: 0 S: 4 | H: 0 LOB: 0 BB: 0 P: 7 | R: 0 E: 0 K: 1 S: 6 | H: 0 LOB: 0 BB: 0 P: 9 | R: 0 E: 0 K: 1 S: 8 | H: 0 LOB: 0 BB: 0 P: 11 | 1B: 4 2B: 3 3B: 1 HR: 1 | SF: 0 SAC: 0 DP: 2 HBP: 2 | WP: 0 PB: 0 CS: 0 | PA: 38 | |
| PITCHER | IP | WLS | BF | H | R | ER | SO | BB | IBB | HBP | BLK | WP | HR | S | P | ERA | WHIP | | | | | | |
| Seth McClung, R ERA: 5.73 | (1, 1) | 1.1 | L | 11 | 6 | 6 | 6 | 1 | 0 | 2 | 0 | 0 | 0 | 1 | 18 | 29 | 40.50 | 4.500 | | | | | |
| Nick Bierbrodt, L ERA: 11.44 | (2, 1) | 3.2 | | 18 | 2 | 2 | 2 | 4 | 2 | 1 | 0 | 1 | 0 | 0 | 36 | 62 | 4.91 | 1.091 | | | | | |
| Travis Harper, R ERA: 3.06 | (6, 1) | 2.0 | | 6 | 0 | 0 | 0 | 0 | 1 | 0 | 0 | 0 | 0 | 0 | 8 | 15 | 0.00 | 0.500 | | | | | |
| Mike Venafro, L ERA: 3.52 | (8, 1) | 1.0 | | 3 | 0 | 0 | 0 | 1 | 0 | 0 | 0 | 0 | 0 | 0 | 6 | 9 | 0.00 | 0.000 | | | | | |

| Batter | 1 | 2 | 3 | 4 | 5 | 6 | 7 | 8 | 9 | 10 | 11 | 12 | 13 | AB | R | H | RBI | BB | SO | LOB | | | | | | |
|---|-------------------------------|----------------------------------|------------------------------|----------------------------------|------------------------------|--------------------------|------------------------------|----------------------------------|-------------------------------|----------------------------------|------------------------------|----------------------------------|------------------------------|----------------------------------|-------------------------------|----------------------------------|-------------------------------|----------------------------------|------------------------------|----------------------------------|------------------------------|----------------------------------|----------------------------------|------------------------------------|----------------------------------|--------|
| 13 Carl Crawford, L OBP: 0.252, SLG: 0.293 | | L5 | | G4-3 | | | | | F7 | | | | | 6 | 0 | 0 | 0 | 0 | 3 | 4 | | | | | | |
| 5 Rocco Baldelli, R OBP: 0.374, SLG: 0.500 | | | | | | | | G6-3 | F9 | | | | F8 | 6 | 1 | 1 | 0 | 0 | 2 | 0 | | | | | | |
| Travis Lee, L OBP: 0.353, SLG: 0.438 | | | | | | G1-3 | | F8 | | | | G4-3 | | 6 | 1 | 1 | 1 | 0 | 2 | 0 | | | | | | |
| Aubrey Huff, L OBP: 0.368, SLG: 0.500 | | | | F9 | | | | G4-3 | | | F7 | | | 5 | 2 | 2 | 1 | 1 | 0 | 0 | | | | | | |
| Marlon Anderson, L OBP: 0.356, SLG: 0.364 | | | | G3-1 | | P6 | | B3 | | | F8 | | | 5 | 1 | 1 | 1 | 0 | 0 | 0 | | | | | | |
| George Lombard, L OBP: 0.321, SLG: 0.444 | G4-3 | | | G4-3 | | | | F7 | | | | | | 4 | 0 | 0 | 1 | 0 | 0 | 1 | | | | | | |
| Tony Shumbert, R OBP: 0.263, SLG: 0.486 | | | | | | | | F8 | | | | | | 2 | 0 | 1 | 0 | 0 | 1 | 1 | | | | | | |
| Javier Valentin, S OBP: 0.289, SLG: 0.343 | | | | FC6-4 | | | | | | | FC5-6 | | | 4 | 0 | 2 | 1 | 2 | 0 | 2 | | | | | | |
| Chris Truby, R OBP: 0.452, SLG: 0.481 | F7 | | | | | | | | | | | | | 4 | 0 | 1 | 0 | 1 | 2 | 3 | | | | | | |
| Felix Escalona, R | | | | | | | | | | | | | | 3 | 0 | 0 | 0 | 0 | 0 | 4 | | | | | | |
| Al Martin, L OBP: 0.371, SLG: 0.385 | | G6-3 | | FC6-4 | | FC5-4 | | | | | | | | 1 | 0 | 0 | 0 | 0 | 1 | 0 | | | | | | |
| Rey Ordóñez, R OBP: 0.330, SLG: 0.516 | | | | | | | | | | | | | | 1 | 0 | 0 | 0 | 0 | 1 | 1 | | | | | | |
| Inning Stats | R: 4 E: 1 K: 1 S: 17 | H: 4 LOB: 1 BB: 1 P: 28 | R: 0 E: 0 K: 1 S: 7 | H: 0 LOB: 0 BB: 0 P: 10 | R: 0 E: 0 K: 1 S: 6 | H: 0 LOB: 0 BB: 12 | R: 0 E: 0 K: 1 S: 5 | H: 1 LOB: 2 BB: 1 P: 10 | R: 1 E: 0 K: 1 S: 11 | H: 1 LOB: 0 BB: 0 P: 17 | R: 0 E: 0 K: 1 S: 9 | H: 0 LOB: 0 BB: 0 P: 14 | R: 0 E: 0 K: 1 S: 8 | H: 0 LOB: 1 BB: 1 P: 13 | R: 0 E: 0 K: 1 S: 12 | H: 0 LOB: 0 BB: 0 P: 15 | R: 0 E: 0 K: 1 S: 10 | H: 1 LOB: 1 BB: 0 P: 15 | R: 0 E: 0 K: 1 S: 8 | H: 0 LOB: 0 BB: 0 P: 11 | R: 0 E: 0 K: 1 S: 7 | H: 1 LOB: 1 BB: 0 P: 13 | 1B: 6 2B: 2 3B: 0 HR: 1 | SF: 0 SAC: 1 DP: 0 HBP: 0 | WP: 1 PB: 0 SB: 0 CS: 0 | PA: 52 |
| PITCHER | IP | WLS | BF | H | R | ER | SO | BB | IBB | HBP | BLK | WP | HR | S | P | ERA | WHIP | | | | | | | | | |
| Joe Mays, R | (1, 1) | 6.0 | 28 | 7 | 5 | 5 | 5 | 3 | 0 | 0 | 0 | 0 | 1 | 55 | 94 | 7.50 | 1.667 | | | | | | | | | |
| J.C. Romero, L | (7, 1) | 1.2 | 6 | 0 | 0 | 0 | 0 | 1 | 0 | 0 | 0 | 0 | 0 | 12 | 22 | 0.00 | 0.600 | | | | | | | | | |
| LaTroy Hawkins, R | (8, 1) | 1.1 | 4 | 0 | 0 | 0 | 2 | 0 | 0 | 0 | 0 | 0 | 0 | 16 | 20 | 0.00 | 0.000 | | | | | | | | | |
| Eddie Guardado, L | (10, 1) | 2.0 | 7 | 1 | 0 | 0 | 2 | 0 | 0 | 0 | 0 | 0 | 0 | 20 | 30 | 0.00 | 0.500 | | | | | | | | | |
| Tony Fiore, R | (12, 1) | 2.0 | W | 7 | 1 | 0 | 0 | 2 | 0 | 0 | 0 | 1 | 0 | 15 | 24 | 0.00 | 0.500 | | | | | | | | | |

Tampa Bay Devil Rays @ Minnesota Twins
Hubert H. Humphrey Metrodome, Minneapolis, MN
Thu May 01 2003, 1:05 PM EDT
Att. 13,285 - Dome - 72 F

AB 47
R 5
H 9
RBI 5
BB 4
SO 11
LOB 16



| Batter | 1 | 2 | 3 | 4 | 5 | 6 | 7 | 8 | 9 | 10 | 11 | 12 | 13 | AB | R | H | RBI | BB | SO | LOB | | | | | | |
|---|------------------------------|----------------------------------|-------------------------------|----------------------------------|------------------------------|--------------------------|-------------------------------|----------------------------------|------------------------------|----------------------------------|-------------------------------|----------------------------------|-------------------------------|----------------------------------|-------------------------------|----------------------------------|------------------------------|----------------------------------|------------------------------|----------------------------------|------------------------------|----------------------------------|----------------------------------|------------------------------------|----------------------------------|--------|
| Jacque Jones, L OBP: 0.330, SLG: 0.441 | | | K2-3 | G3 | | G4-3 | | P6 | | | G3-1 | | | 7 | 1 | 2 | 0 | 0 | 1 | 6 | | | | | | |
| Cristian Guzman, S OBP: 0.307, SLG: 0.389 | SH3 | | F8 | | G6-3 | | | | G4-3 | | | | | 6 | 0 | 3 | 1 | 0 | 0 | 0 | | | | | | |
| Corey Koskie, L OBP: 0.373, SLG: 0.488 | L3 | | | | F9 | | | | | | | | | 5 | 2 | 2 | 1 | 1 | 1 | 2 | | | | | | |
| Matthew LeCroy, R OBP: 0.330, SLG: 0.393 | F9 | | | | F9 | | | | | | | | | 3 | 1 | 1 | 0 | 0 | 0 | 1 | | | | | | |
| Dustin Mohr, R OBP: 0.143, SLG: 0.333 | | | | | F9 | | | | | | | | | 2 | 0 | 1 | 0 | 0 | 0 | 2 | | | | | | |
| Toni Hunter, R OBP: 0.306, SLG: 0.406 | | | | F9 | | | | | | | | | | 4 | 1 | 1 | 0 | 2 | 1 | 3 | | | | | | |
| Bobby Kielty, S OBP: 0.419, SLG: 0.569 | | | | F7 | | | | | | | | | | 4 | 1 | 1 | 1 | 1 | 0 | 4 | | | | | | |
| Doug Mientkiewicz, L OBP: 0.289, SLG: 0.360 | | | G3-1 | | | | | | | | | | | 1 | 0 | 0 | 1 | 0 | 0 | 0 | | | | | | |
| Todd Sears, L OBP: 0.400, SLG: 0.500 | | | | | | | | | | | | | | 0 | 0 | 0 | 0 | 1 | 0 | 0 | | | | | | |
| 5 Michael Cuddeyer, R OBP: 0.286, SLG: 0.385 | | | | | | | | | | | | | | 2 | 0 | 1 | 0 | 1 | 0 | 0 | | | | | | |
| A.J. Pierzynski, L OBP: 0.300, SLG: 0.361 | | | G4-3 | | | | | | | | | | | 6 | 0 | 1 | 2 | 0 | 0 | 4 | | | | | | |
| Luis Rivas, R OBP: 0.253, SLG: 0.320 | | | G5-3 | | | | | | | | | | | 5 | 0 | 2 | 0 | 1 | 0 | 2 | | | | | | |
| Inning Stats | R: 0 E: 0 K: 0 S: 8 | H: 1 LOB: 1 BB: 0 P: 13 | R: 1 E: 0 K: 1 S: 10 | H: 1 LOB: 0 BB: 0 P: 15 | R: 0 E: 0 K: 1 S: 8 | H: 0 LOB: 0 BB: 12 | R: 2 E: 0 K: 1 S: 15 | H: 3 LOB: 3 BB: 2 P: 28 | R: 0 E: 0 K: 0 S: 6 | H: 0 LOB: 0 BB: 0 P: 10 | R: 1 E: 0 K: 1 S: 14 | H: 1 LOB: 2 BB: 1 P: 24 | R: 0 E: 0 K: 1 S: 11 | H: 1 LOB: 2 BB: 1 P: 19 | R: 0 E: 0 K: 1 S: 10 | H: 2 LOB: 1 BB: 1 P: 20 | R: 0 E: 0 K: 0 S: 5 | H: 0 LOB: 0 BB: 1 P: 11 | R: 0 E: 0 K: 0 S: 6 | H: 0 LOB: 0 BB: 0 P: 11 | R: 1 E: 0 K: 0 S: 8 | H: 3 LOB: 1 BB: 0 P: 15 | 1B: 8 2B: 7 3B: 1 HR: 1 | SF: 1 SAC: 1 DP: 4 HBP: 2 | WP: 1 PB: 2 SB: 0 CS: 1 | PA: 56 |
| PITCHER | IP | WLS | BF | H | R | ER | SO | BB | IBB | HBP | BLK | WP | HR | S | P | ERA | WHIP | | | | | | | | | |
| Steve Parris, R | (1, 1) | 5.0 | 22 | 5 | 3 | 2 | 2 | 2 | 0 | 0 | 0 | 1 | 1 | 47 | 78 | 3.60 | 1.400 | | | | | | | | | |
| Victor Zambrano, R | (6, 1) | 2.0 | H | 11 | 2 | 1 | 1 | 1 | 2 | 0 | 2 | 0 | 0 | 25 | 43 | 4.50 | 2.000 | | | | | | | | | |
| Mike Venafro, L | (8, 1) | 1.0 | H | 4 | 2 | 0 | 0 | 0 | 0 | 0 | 0 | 0 | 0 | 15 | 0.00 | 2.000 | | | | | | | | | | |
| Lance Carter, R | (9, 1) | 3.0 | B | 13 | 3 | 1 | 1 | 0 | 1 | 2 | 0 | 0 | 0 | 21 | 44 | 3.00 | 1.333 | | | | | | | | | |
| Travis Harper, R | (12, 1) | 1.1 | L | 6 | 3 | 1 | 1 | 0 | 0 | 0 | 0 | 0 | 0 | 14 | 26 | 6.75 | 2.250 | | | | | | | | | |

Tampa Bay Devil Rays @ Minnesota Twins
Hubert H. Humphrey Metrodome, Minneapolis, MN
Thu May 01 2003, 1:05 PM EDT
Att. 13,285 - Dome - 72 F

AB 45
R 6
H 15
RBI 6
BB 7
SO 3
LOB 24



| Batter | 1 | 2 | 3 | 4 | 5 | 6 | 7 | 8 | 9 | AB | R | H | RBI | BB | SO | LOB | TOP | | | | |
|--|------------------------------|----------------------------------|-------------------------------|----------------------------------|------------------------------|----------------------------------|------------------------------|----------------------------------|------------------------------|---------------------------------|------------------------------|---------------------------------|-------------------------------|----------------------------------|-------------------------------|----------------------------------|---|----------------------------------|------------------------------------|----------------------------------|--------|
| Marlon Anderson, L (1, 4) OBP: 0.363, SLG: 0.363 | L9 | | G4-3 5 5 BB | | | G4-3 | | 2-2 2H 1B | | 3 | 0 | 1 | 1 | 1 | 0 | 0 | Tampa Bay Devil Rays @ Detroit Tigers Comerica Park, Detroit, MI Fri May 02 2003, 7:05 PM EDT Att: 14,571 - Cloudy - 50 F | | | | |
| 5 Rocco Baldelli, R (1, 8) OBP: 0.378, SLG: 0.517 | FC4-6 1B | | G4-3 | | | F8 | | 2-1 3B | | 4 | 0 | 2 | 0 | 0 | 0 | 1 | | | | | |
| Aubrey Huff, L (1, 9) OBP: 0.364, SLG: 0.491 Felix Escalona, R (8, 5) | FC4-6 1B | | P2 | | | G4-3 | | 0-3 K | | 4 | 0 | 1 | 0 | 0 | 0 | 2 | | | | | |
| Travis Lee, L (1, 3) OBP: 0.347, SLG: 0.441 | FC4-6 | | | | | F7 | | | | 4 | 1 | 1 | 0 | 0 | 0 | 2 | | | | | |
| Al Martin, L (1, 10) OBP: 0.370, SLG: 0.382 Terry Shumpert, R (9, PH) OBP: 0.263, SLG: 0.486 | F8 | | | | | F7 | | G6-3 1B | | 3 | 0 | 1 | 0 | 0 | 0 | 2 | | | | | |
| Toby Hall, R (1, 2) OBP: 0.304, SLG: 0.346 | | | | | | G5-3 | | G6-3 | | 3 | 0 | 0 | 1 | 0 | 0 | 1 | | | | | |
| George Lombard, L (1, 7) OBP: 0.281, SLG: 0.387 | | | | | | G6-3 | | G6-3 | | 4 | 0 | 0 | 0 | 0 | 0 | 1 | | | | | |
| Chris Truby, R (1, 5) OBP: 0.424, SLG: 0.448 13 Carl Crawford, L (8, PH) OBP: 0.257, SLG: 0.293 | G4-3 | | | | | G6-3 | | G5-3 1B BB | | 2 | 0 | 0 | 0 | 0 | 0 | 0 | | | | | |
| Rey Ordonez, R (1, 6) OBP: 0.320, SLG: 0.500 | | | | | | G5-3 | | G5-3 | | 3 | 0 | 0 | 0 | 0 | 0 | 1 | | | | | |
| Inning Stats | R: 0 E: 0 K: 0 S: 7 | H: 2 LOB: 2 BB: 0 P: 10 | R: 0 E: 0 K: 0 S: 11 | H: 0 LOB: 0 BB: 0 P: 18 | R: 0 E: 0 K: 0 S: 7 | H: 0 LOB: 1 BB: 1 P: 14 | R: 0 E: 0 K: 0 S: 6 | H: 0 LOB: 0 BB: 0 P: 10 | R: 0 E: 0 K: 0 S: 6 | H: 0 LOB: 0 BB: 0 P: 8 | R: 0 E: 0 K: 0 S: 5 | H: 1 LOB: 1 BB: 0 P: 7 | R: 1 E: 0 K: 1 S: 10 | H: 2 LOB: 1 BB: 1 P: 19 | R: 1 E: 0 K: 0 S: 11 | H: 1 LOB: 0 BB: 0 P: 13 | | 1B: 4 2B: 1 3B: 1 HR: 0 | SF: 1 SAC: 1 DP: 0 HBP: 0 | WP: 0 PB: 0 SB: 1 CS: 0 | PA: 34 |
| PITCHER | IP | WLS | BF | H | R | ER | SO | BB | IBB | HBP | BLK | WP | HR | S | P | ERA | WHIP | | | | |
| Gary Knotts, R (1, 1) ERA: 4.39 | 7.2 | L | 29 | 5 | 1 | 1 | 0 | 2 | 0 | 0 | 0 | 0 | 0 | 55 | 93 | 1.17 | 0.913 | | | | |
| Jamie Walker, L (8, 1) ERA: 3.52 | 0.1 | | 2 | 1 | 1 | 1 | 1 | 0 | 0 | 0 | 0 | 0 | 0 | 6 | 6 | 27.00 | 3.000 | | | | |
| Chris Spurling, R (9, 1) ERA: 3.6 | 1.0 | | 3 | 0 | 0 | 0 | 0 | 0 | 0 | 0 | 0 | 0 | 0 | 8 | 10 | 0.00 | 0.000 | | | | |

| Batter | 1 | 2 | 3 | 4 | 5 | 6 | 7 | 8 | 9 | AB | R | H | RBI | BB | SO | LOB | BOTTOM | | | | | |
|--|-------------------------------|----------------------------------|-------------------------------|----------------------------------|------------------------------|----------------------------------|------------------------------|----------------------------------|------------------------------|----------------------------------|------------------------------|----------------------------------|------------------------------|---------------------------------|------------------------------|----------------------------------|---|------------------------------|---------------------------------|----------------------------------|------------------------------------|----------------------------------|
| Andres Torres, S (1, 8) OBP: 0.333, SLG: 0.333 | G6-3 1B | | G6-3 | | | E5 | | | | 4 | 0 | 1 | 0 | 0 | 0 | 0 | Tampa Bay Devil Rays @ Detroit Tigers Comerica Park, Detroit, MI Fri May 02 2003, 7:05 PM EDT Att: 14,571 - Cloudy - 50 F | | | | | |
| Gene Kingsale, S (1, 10) OBP: 0.348, SLG: 0.295 | F8 | | G5-3 | | | G6-3 | | | | 4 | 0 | 0 | 0 | 0 | 1 | 1 | | | | | | |
| Bobby Higginson, L (1, 9) OBP: 0.318, SLG: 0.319 | K | | | | | K | | G5-4-3 BB | | 2 | 0 | 0 | 0 | 1 | 2 | 1 | | | | | | |
| Dmitri Young, S (1, 5) OBP: 0.230, SLG: 0.275 | P3 | | | | | G5-3 | | G5-4-3 | | 3 | 0 | 0 | 0 | 0 | 0 | 2 | | | | | | |
| Craig Monroe, R (1, 7) OBP: 0.343, SLG: 0.387 | | | | | | G5-3 | | F9 | | 3 | 0 | 0 | 0 | 0 | 1 | 0 | | | | | | |
| Carlos Pena, L (1, 3) OBP: 0.247, SLG: 0.250 | | | | | | F7 | | G3-1 | | 3 | 0 | 0 | 0 | 0 | 1 | 0 | | | | | | |
| Shane Halter, R (1, 4) OBP: 0.254, SLG: 0.302 | E4 | | | | | F9 | | F8 | | 3 | 0 | 0 | 0 | 0 | 0 | 0 | | | | | | |
| 15 Brandon Inge, R (1, 2) OBP: 0.243, SLG: 0.148 Dean Palmer, R (8, PH) OBP: 0.214, SLG: 0.149 Matt Walbeck, S (9, 2) OBP: 0.048, SLG: 0.095 | F8 | | | | | F9 | | K | | 2 | 0 | 0 | 0 | 0 | 0 | 1 | | | | | | |
| 20 Omar Infante, R (1, 6) OBP: 0.256, SLG: 0.279 | | | | | | G6-3 | | | | 1 | 0 | 0 | 0 | 0 | 1 | 0 | | | | | | |
| Inning Stats | R: 0 E: 0 K: 1 S: 14 | H: 1 LOB: 1 BB: 0 P: 17 | R: 0 E: 1 K: 2 S: 11 | H: 0 LOB: 1 BB: 0 P: 16 | R: 0 E: 0 K: 0 S: 6 | H: 0 LOB: 0 BB: 0 P: 10 | R: 0 E: 0 K: 1 S: 6 | H: 0 LOB: 0 BB: 0 P: 12 | R: 0 E: 0 K: 0 S: 9 | H: 0 LOB: 0 BB: 0 P: 14 | R: 0 E: 1 K: 0 S: 8 | H: 0 LOB: 0 BB: 0 P: 10 | R: 0 E: 0 K: 0 S: 5 | H: 0 LOB: 0 BB: 1 P: 9 | R: 0 E: 0 K: 1 S: 7 | H: 0 LOB: 0 BB: 0 P: 10 | | R: 0 E: 0 K: 1 S: 6 | H: 0 LOB: 0 BB: 0 P: 8 | 1B: 1 2B: 0 3B: 0 HR: 0 | SF: 0 SAC: 0 DP: 1 HBP: 0 | WP: 0 PB: 0 SB: 0 CS: 0 |
| PITCHER | IP | WLS | BF | H | R | ER | SO | BB | IBB | HBP | BLK | WP | HR | S | P | ERA | WHIP | | | | | |
| Joe Kennedy, L (1, 1) ERA: 4.37 | 9.0 | W | 29 | 1 | 0 | 0 | 6 | 1 | 0 | 0 | 0 | 0 | 0 | 72 | 106 | 0.00 | 0.222 | | | | | |

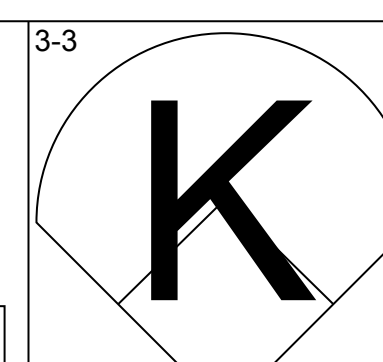
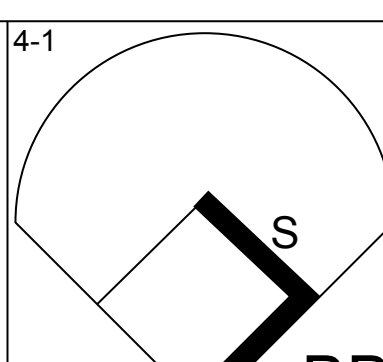
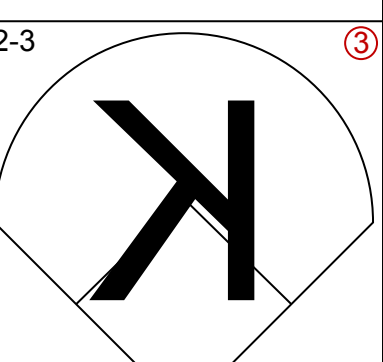
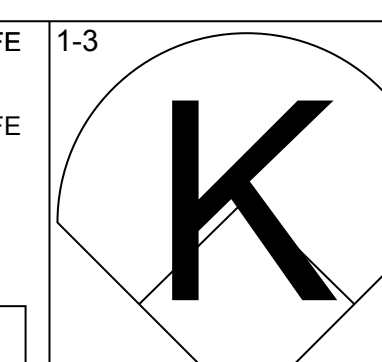
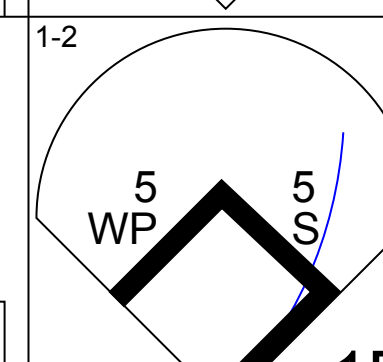
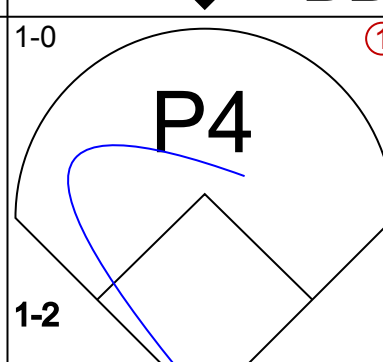
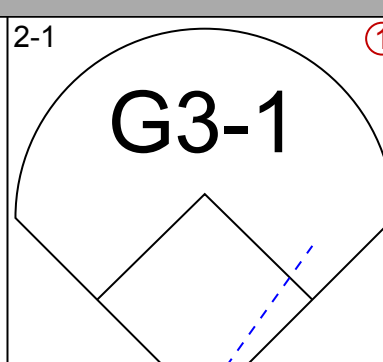
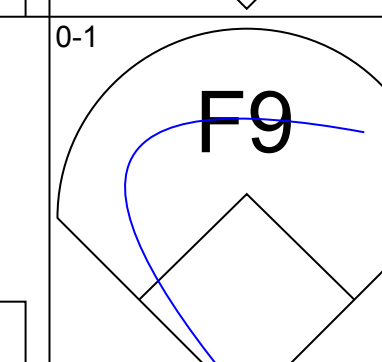
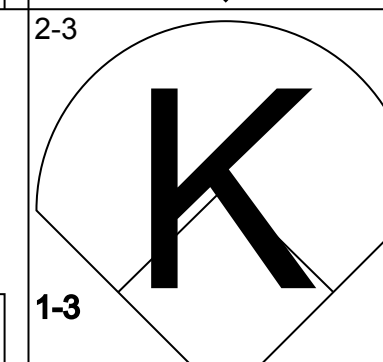
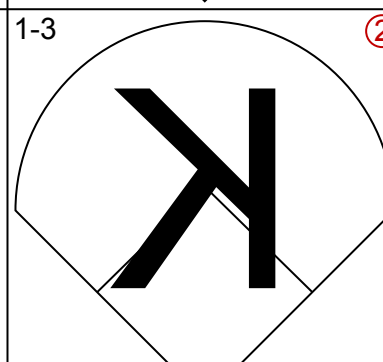
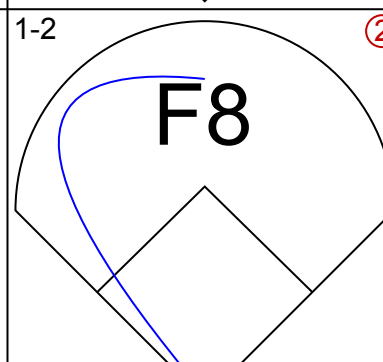
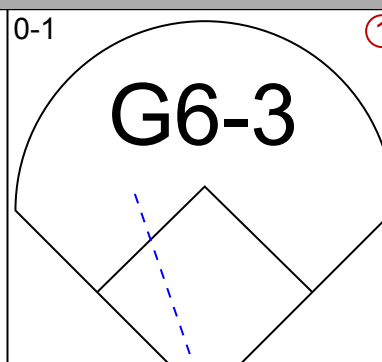
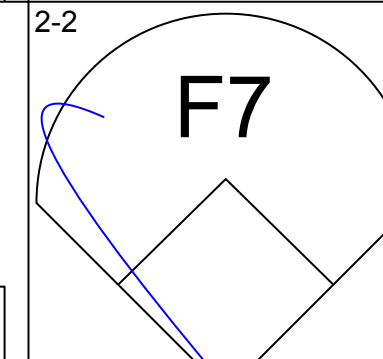
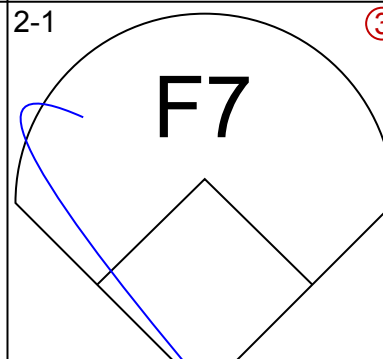
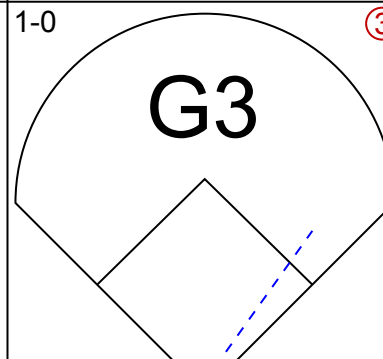
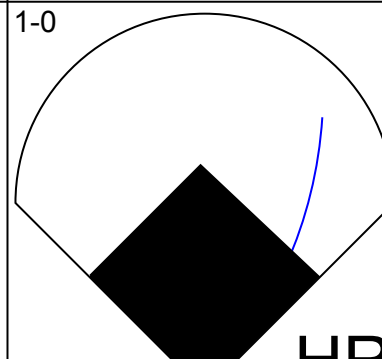
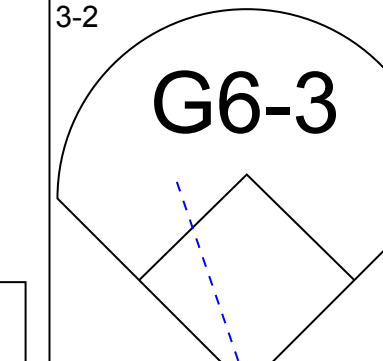
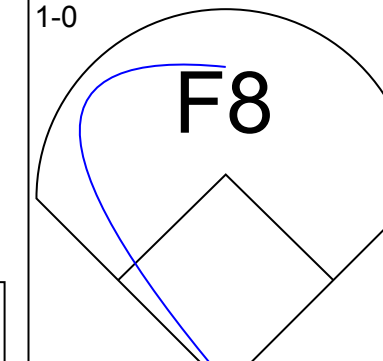
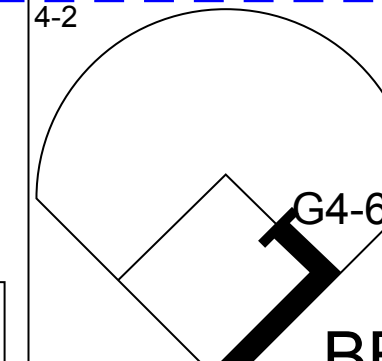
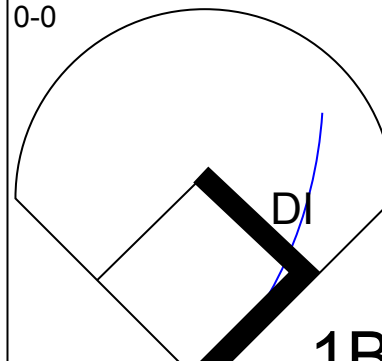
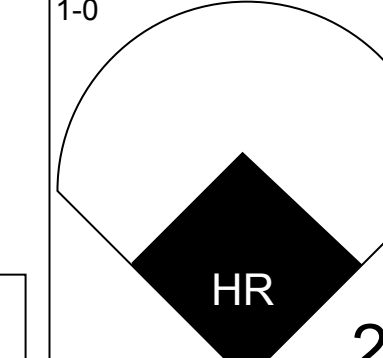
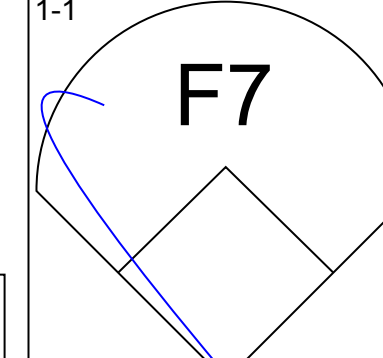
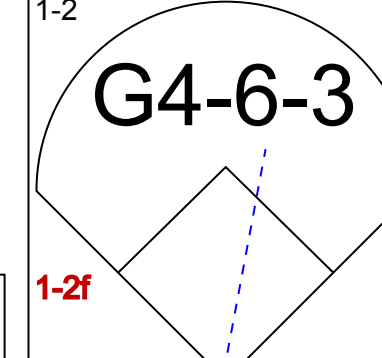
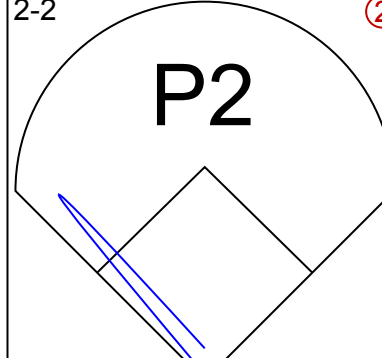
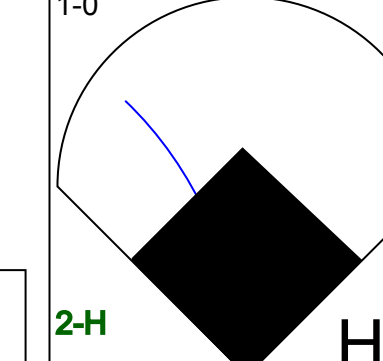
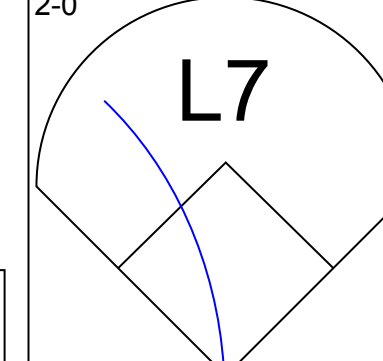
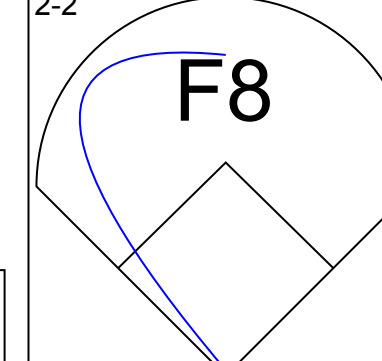
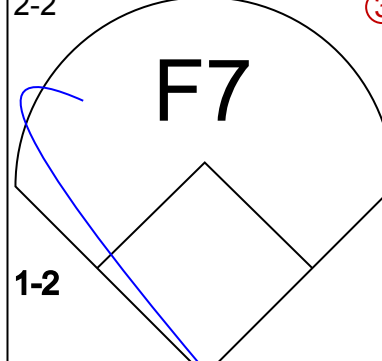
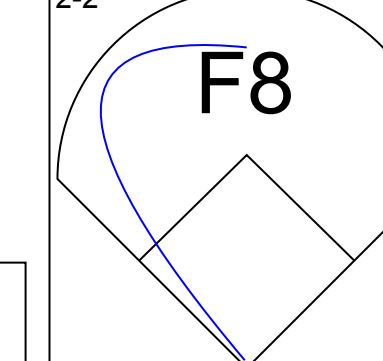
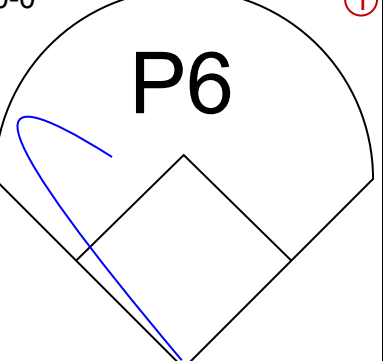
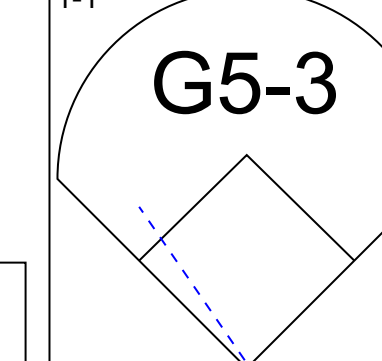
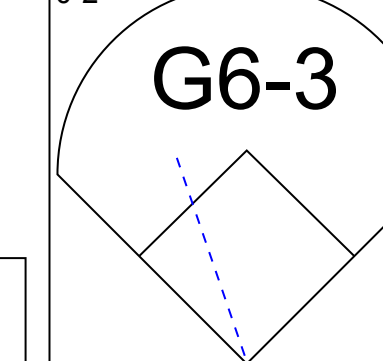
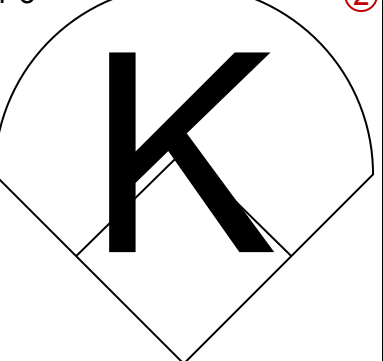
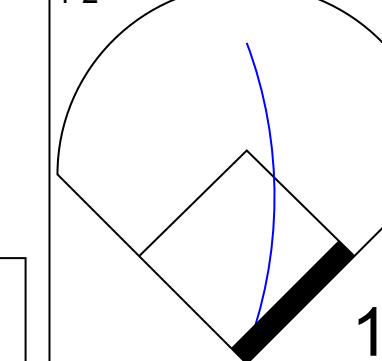
| | |
|-----|----|
| AB | 30 |
| R | 2 |
| H | 6 |
| RBI | 2 |
| BB | 2 |
| SO | 1 |
| LOB | 10 |

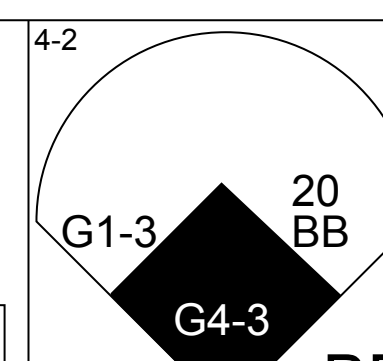
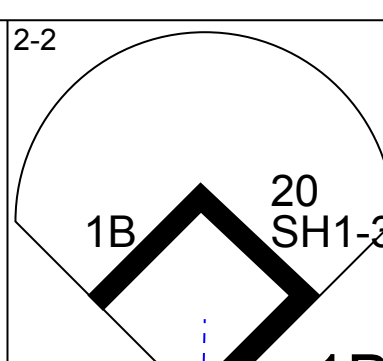
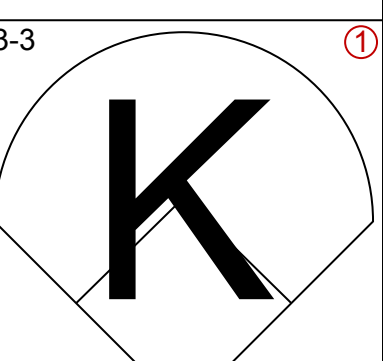
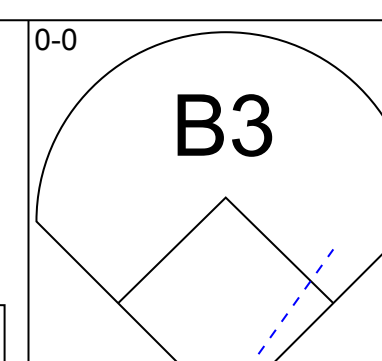
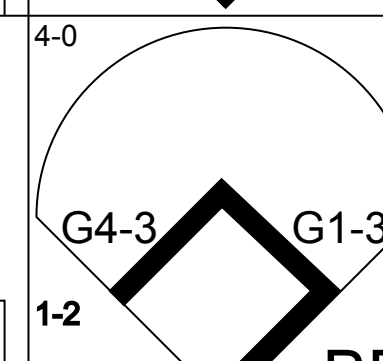
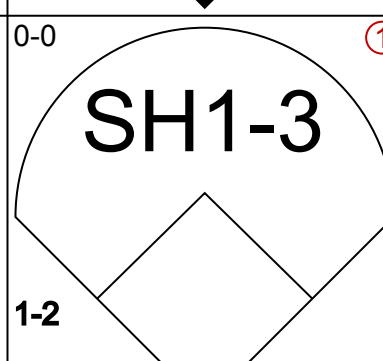
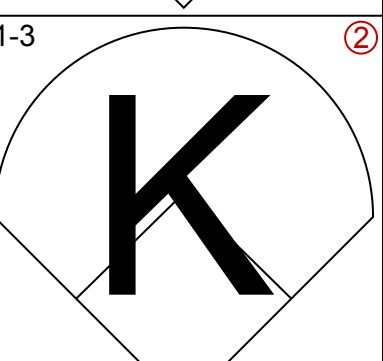
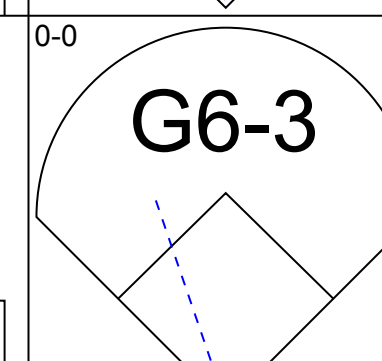
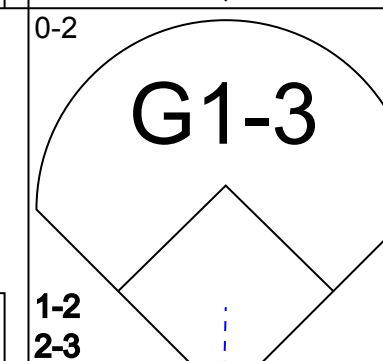
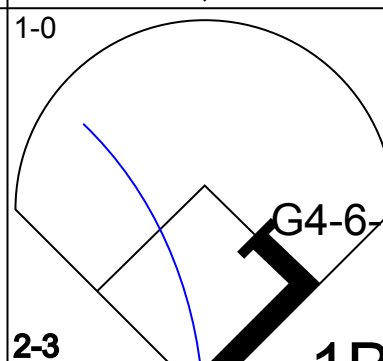
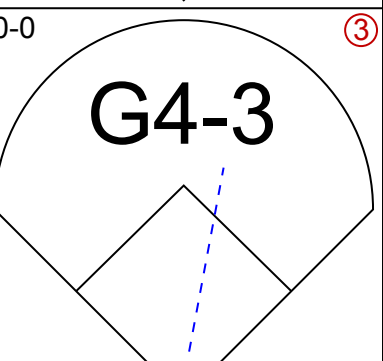
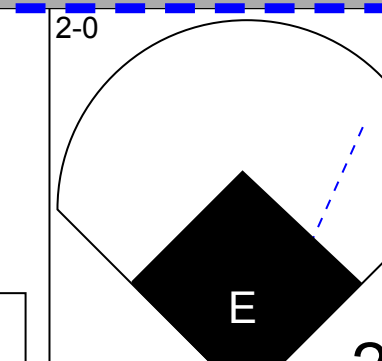
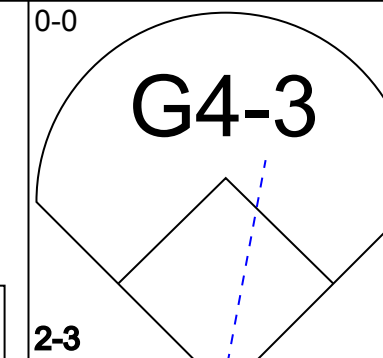
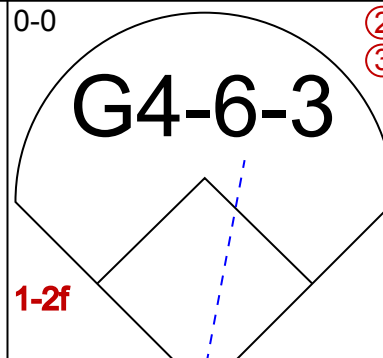
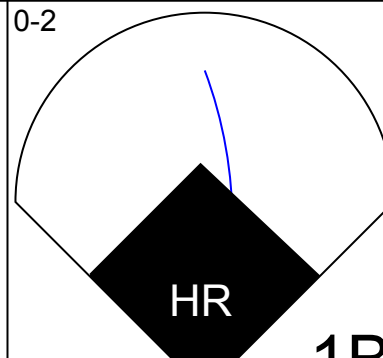
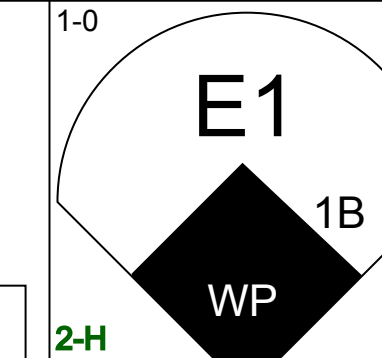
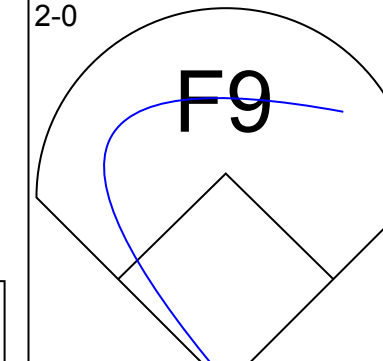
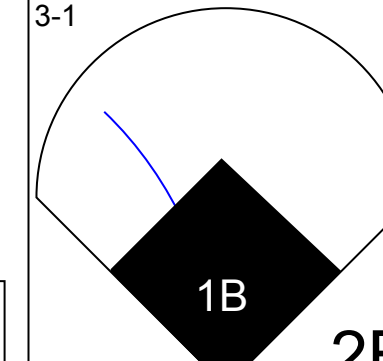
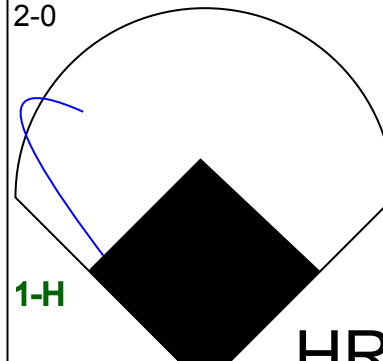
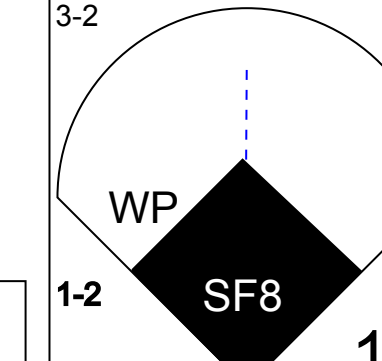
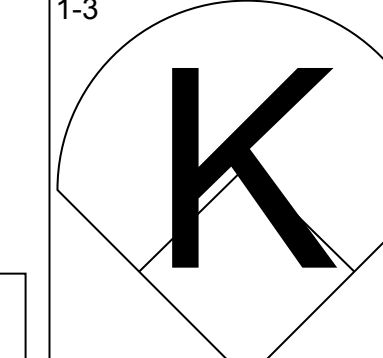
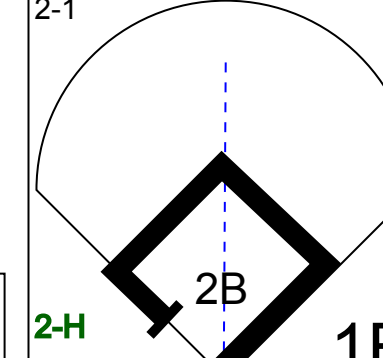
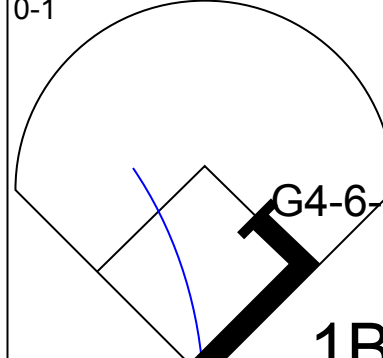
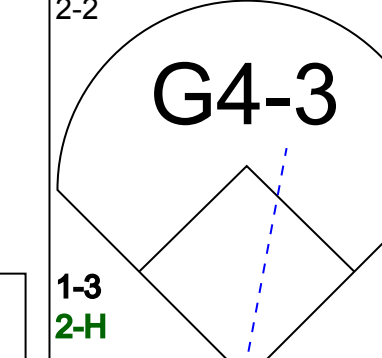
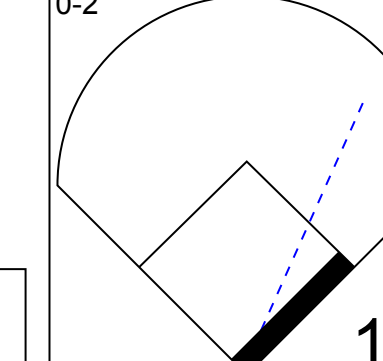
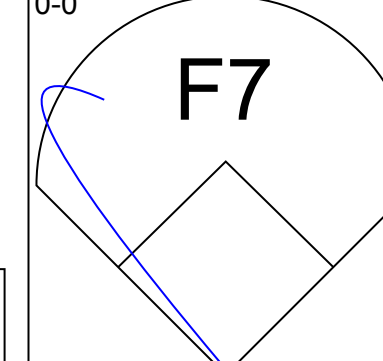
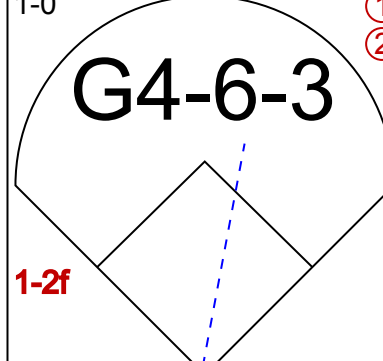
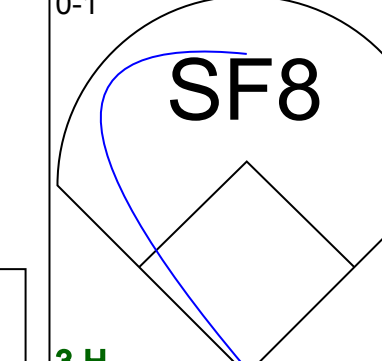
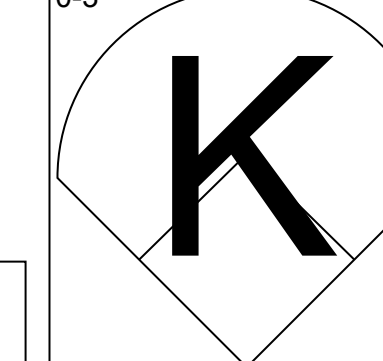
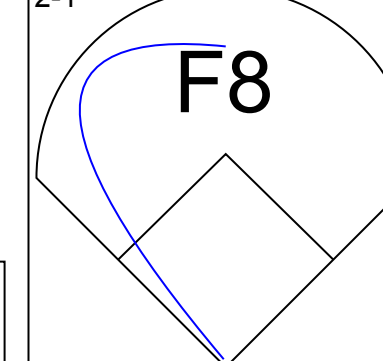
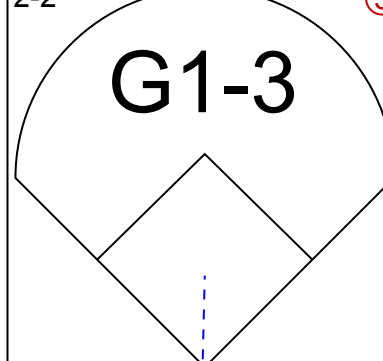
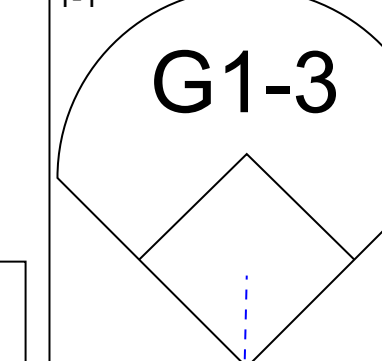
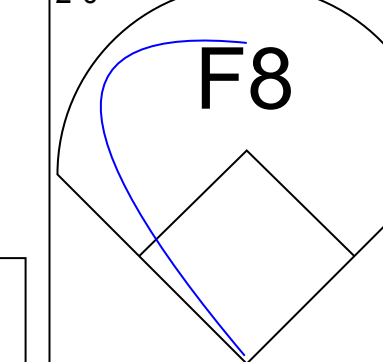
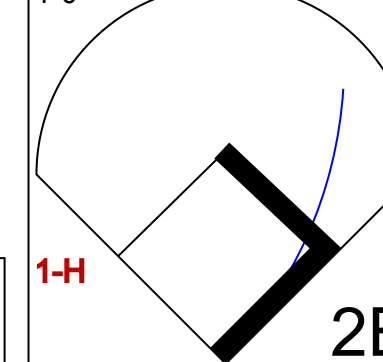
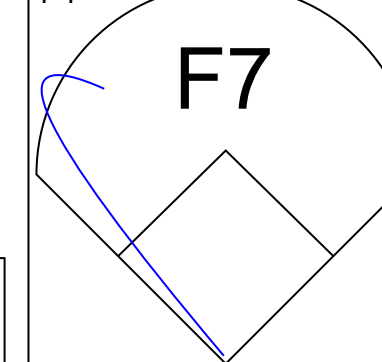


| Batter | 1 | 2 | 3 | 4 | 5 | 6 | 7 | 8 | 9 | 10 | AB | R | H | RBI | BB | SO | LOB | TOP | | | | |
|--|------------------------------|----------------------------------|------------------------------|----------------------------------|-------------------------------|----------------------------------|------------------------------|----------------------------------|-------------------------------|----------------------------------|------------------------------|----------------------------------|-------------------------------|----------------------------------|-------------------------------|----------------------------------|------------------------------|--|----------------------------------|----------------------------------|------------------------------------|----------------------------------|
| 13 Carl Crawford, L OBP: 0.255, SLG: 0.290 (1, 7) | P6 | | CS SF8 | | B1-3 | | SH3 | | K | F7 | 5 | 1 | 1 | 0 | 0 | 1 | 4 | Tampa Bay Devil Rays @ Detroit Tigers Comerica Park, Detroit, MI Sat May 03 2003, 1:05 PM EDT Alt. 13:371 - Sunny - 54 F | | | | |
| Marlon Anderson, L OBP: 0.385, SLG: 0.370 (1, 4) | G6-3 | | SF8 | | HR BB | | G1-3 | | BB | | 1 | 1 | 1 | 2 | 3 | 0 | 0 | | | | | |
| 5 Rocco Baldelli, R OBP: 0.371, SLG: 0.500 (1, 8) | G6-3 | | HR BB | | K | | G1-3 | | FC5 | | 4 | 1 | 0 | 0 | 1 | 1 | 5 | | | | | |
| Aubrey Huff, L OBP: 0.373, SLG: 0.542 George Lombard, L OBP: 0.281, SLG: 0.387 (10, 9) | G4-3 | | HR | | HR | | G6-3 | | | SH1-3 BB | 4 | 2 | 2 | 4 | 1 | 0 | 2 | | | | | |
| Travis Lee, L OBP: 0.342, SLG: 0.423 (1, 3) | | FC3-6 BB | F8 | | P5 | | | F8 | | SH1-3 | 3 | 0 | 0 | 0 | 1 | 0 | 0 | | | | | |
| Al Martin, L OBP: 0.351, SLG: 0.361 Damion Easley, R OBP: 0.235, SLG: 0.333 Terry Shumpert, R OBP: 0.263, SLG: 0.486 (10, PR) | FC3-6 | | | | G4-3 | | G3 | | G3-1 | 1B 3B | 4 | 0 | 0 | 0 | 0 | 0 | 1 | | | | | |
| Toby Hall, R OBP: 0.299, SLG: 0.329 (1, 2) | F9 | | | | F8 | | P4 | | F8 | 1B IBB | 4 | 0 | 0 | 0 | 1 | 0 | 1 | | | | | |
| Chris Truby, R OBP: 0.421, SLG: 0.441 (1, 5) | K | | | | WP 1B | | G6-3 | | K | 1B | 5 | 0 | 2 | 1 | 0 | 2 | 1 | | | | | |
| Rey Ordóñez, R OBP: 0.333, SLG: 0.505 (1, 6) | | | CS 1B | | P4 | | | | FC5 BB 1B | F8 | 5 | 1 | 3 | 0 | 0 | 0 | 4 | | | | | |
| Inning Stats | R: 0 E: 0 K: 0 S: 8 | H: 0 LOB: 1 BB: 1 P: 15 | R: 0 E: 1 K: 1 S: 6 | H: 0 LOB: 1 BB: 1 P: 15 | R: 3 E: 0 K: 0 S: 14 | H: 3 LOB: 0 BB: 1 P: 22 | R: 0 E: 0 K: 0 S: 7 | H: 1 LOB: 1 BB: 0 P: 12 | R: 2 E: 0 K: 1 S: 10 | H: 1 LOB: 0 BB: 1 P: 17 | R: 0 E: 0 K: 0 S: 9 | H: 0 LOB: 0 BB: 0 P: 14 | R: 1 E: 0 K: 0 S: 11 | H: 2 LOB: 1 BB: 0 P: 17 | R: 0 E: 0 K: 2 S: 20 | H: 1 LOB: 2 BB: 1 P: 31 | R: 2 E: 0 K: 0 S: 8 | | H: 2 LOB: 3 BB: 2 P: 19 | 1B: 7 2B: 0 3B: 1 HR: 2 | SF: 1 SAC: 2 DP: 0 HBP: 0 | WP: 1 PB: 0 SB: 1 CS: 2 |
| PITCHER | IP | WLS | BF | H | R | ER | SO | BB | IBB | HBP | BLK | WP | HR | S | P | ERA | WHIP | | | | | |
| Adam Berney, R ERA: 5.3 Franklyn German, R ERA: 5.11 Matt Anderson, R ERA: 6.55 Wilfredo Ledezma, L ERA: 4.85 | 4.2 | 1.1 | 22 | 5 | 0 | 5 | 2 | 4 | 0 | 0 | 0 | 1 | 2 | 44 | 79 | 9.64 | 1.929 | | | | | |
| | 2.0 | 8 | 2 | 1 | 1 | 0 | 0 | 0 | 0 | 0 | 0 | 0 | 0 | 15 | 25 | 4.50 | 1.000 | | | | | |
| | 2.0 | L | 12 | 3 | 2 | 2 | 2 | 2 | 1 | 0 | 0 | 0 | 0 | 28 | 50 | 9.00 | 2.500 | | | | | |

| Batter | 1 | 2 | 3 | 4 | 5 | 6 | 7 | 8 | 9 | 10 | AB | R | H | RBI | BB | SO | LOB | BOTTOM | | | | | | |
|---|-------------------------------|----------------------------------|-------------------------------|----------------------------------|-------------------------------|----------------------------------|-------------------------------|----------------------------------|------------------------------|---------------------------------|-------------------------------|----------------------------------|-------------------------------|----------------------------------|-------------------------------|----------------------------------|------------------------------|--|----------------------------------|-------------------------------|----------------------------------|----------------------------------|------------------------------------|----------------------------------|
| Andres Torres, S OBP: 0.261, SLG: 0.261 (1, 8) | G5-3 | | G4-3 | | B2 | | K | | G6-3 | | 5 | 0 | 0 | 0 | 0 | 1 | 1 | Tampa Bay Devil Rays @ Detroit Tigers Comerica Park, Detroit, MI Sat May 03 2003, 1:05 PM EDT Alt. 13:371 - Sunny - 54 F | | | | | | |
| 20 Omar Infante, R OBP: 0.253, SLG: 0.267 (1, 6) | G6-3 | | G5-3 | | | HR BB | | | F8 | | 4 | 1 | 0 | 0 | 1 | 1 | 1 | | | | | | | |
| Bobby Higginson, L OBP: 0.330, SLG: 0.364 (1, 9) | HR | | F8 | | | G4-3 | | WP HR 1B | CS 1B | | 5 | 2 | 3 | 1 | 0 | 0 | 2 | | | | | | | |
| Dean Palmer, R OBP: 0.227, SLG: 0.156 Gene Kingsale, S OBP: 0.343, SLG: 0.290 (8, PR) | K | | | | 1B | | P6 | | CS | G3 | 3 | 0 | 1 | 0 | 0 | 1 | 1 | | | | | | | |
| Carlos Pena, L OBP: 0.245, SLG: 0.282 (1, 3) | | F8 | | | K | | HR | | F8 | G3-1 | 5 | 1 | 1 | 2 | 0 | 1 | 3 | | | | | | | |
| Craig Monroe, R OBP: 0.375, SLG: 0.500 (1, 7) | | K | | | F7 | | 1B | | HR | 1B | 5 | 1 | 3 | 3 | 0 | 1 | 1 | | | | | | | |
| Eric Munson, L OBP: 0.282, SLG: 0.324 (1, 5) | | | | | K | | G4-3 | | 1B BB | 1B | 4 | 0 | 2 | 0 | 1 | 1 | 2 | | | | | | | |
| 15 Brandon Inge, R OBP: 0.233, SLG: 0.141 Dmitri Young, S OBP: 0.236, SLG: 0.283 Matt Walbeck, S OBP: 0.045, SLG: 0.091 (9, 2) | FC5-4 1B | | | | | | G5-3 | | G6-3 | F7 | 3 | 0 | 0 | 0 | 0 | 0 | 1 | | | | | | | |
| Ramon Santiago, S OBP: 0.312, SLG: 0.254 (1, 4) | | | G4-3 1B | | | | G4-3 | | F7 | F7 | 4 | 0 | 1 | 0 | 0 | 0 | 2 | | | | | | | |
| Inning Stats | R: 1 E: 0 K: 1 S: 10 | H: 1 LOB: 0 BB: 0 P: 17 | R: 0 E: 0 K: 1 S: 10 | H: 1 LOB: 1 BB: 0 P: 14 | R: 0 E: 0 K: 0 S: 11 | H: 1 LOB: 1 BB: 0 P: 17 | R: 0 E: 0 K: 2 S: 10 | H: 1 LOB: 1 BB: 0 P: 17 | R: 0 E: 0 K: 0 S: 4 | H: 0 LOB: 0 BB: 0 P: 6 | R: 2 E: 0 K: 1 S: 19 | H: 2 LOB: 1 BB: 0 P: 31 | R: 0 E: 0 K: 1 S: 13 | H: 0 LOB: 0 BB: 0 P: 18 | R: 3 E: 0 K: 1 S: 11 | H: 3 LOB: 2 BB: 1 P: 22 | R: 0 E: 0 K: 0 S: 7 | | H: 1 LOB: 0 BB: 1 P: 11 | R: 0 E: 0 K: 0 S: 11 | H: 2 LOB: 2 BB: 0 P: 18 | 1B: 9 2B: 0 3B: 0 HR: 3 | SF: 0 SAC: 0 DP: 0 HBP: 1 | WP: 1 PB: 0 SB: 0 CS: 1 |
| PITCHER | IP | WLS | BF | H | R | ER | SO | BB | IBB | HBP | BLK | WP | HR | S | P | ERA | WHIP | | | | | | | |
| Dewon Brazelton, R ERA: 4.76 Travis Harper, R ERA: 3.92 Mike Venafro, L ERA: 3.0 Lance Carter, R ERA: 3.79 Al Levine, R ERA: 2.03 | 5.2 | H | 7 | 1 | 2 | 2 | 2 | 0 | 0 | 1 | 0 | 1 | 0 | 21 | 34 | 10.80 | 0.600 | | | | | | | |
| | 0.1 | H | 1 | 0 | 0 | 0 | 0 | 0 | 0 | 0 | 0 | 0 | 0 | 1 | 1 | 0.00 | 0.000 | | | | | | | |
| | 0.1 | B | 4 | 2 | 1 | 1 | 0 | 1 | 0 | 0 | 0 | 0 | 1 | 6 | 12 | 27.00 | 9.000 | | | | | | | |
| | 2.0 | W | 8 | 3 | 0 | 0 | 0 | 0 | 0 | 0 | 0 | 0 | 0 | 18 | 29 | 0.00 | 1.500 | | | | | | | |



| Batter | 1 | 2 | 3 | 4 | 5 | 6 | 7 | 8 | 9 | AB | R | H | RBI | BB | SO | LOB | TOP | | | | | |
|---|---|---|---|---|--|---|---|---|---|----------------------------------|------------------------------|----------------------------------|------------------------------|----------------------------------|-------------------------------|----------------------------------|--|-------------------------------|----------------------------------|----------------------------------|------------------------------------|-------------------------|
| 13 Carl Crawford, L OBP: 0.255, SLG: 0.284 |  | |  | |  | | |  | | 3 | 0 | 0 | 0 | 1 | 3 | 1 | <p>Tampa Bay Devil Rays @ Detroit Tigers Comerica Park, Detroit, MI Sun May 04 2003, 1:05 PM EDT Att. 12,956 - Sunny - 54 F</p> | | | | | |
| Marlon Anderson, L OBP: 0.390, SLG: 0.365 |  | |  | | |  | |  | | 4 | 0 | 1 | 0 | 0 | 0 | 2 | | | | | | |
| 5 Rocco Baldelli, R OBP: 0.360, SLG: 0.484 |  | |  | | |  | | |  | 4 | 0 | 0 | 0 | 0 | 2 | 2 | | | | | | |
| Aubrey Huff, L OBP: 0.370, SLG: 0.557 |  | |  | | |  | | |  | 4 | 1 | 1 | 1 | 0 | 0 | 2 | | | | | | |
| Travis Lee, L OBP: 0.350, SLG: 0.419 | |  | |  | | |  | |  | 3 | 0 | 1 | 0 | 1 | 0 | 0 | | | | | | |
| Al Martin, L OBP: 0.346, SLG: 0.368 | |  | |  | | |  | |  | 4 | 1 | 1 | 0 | 0 | 0 | 2 | | | | | | |
| Toby Hall, R OBP: 0.297, SLG: 0.360 | |  | |  | | |  | |  | 4 | 1 | 1 | 2 | 0 | 0 | 1 | | | | | | |
| Chris Truby, R OBP: 0.390, SLG: 0.405 | |  | | |  | | |  | | 3 | 0 | 0 | 0 | 0 | 0 | 0 | | | | | | |
| Rey Ordonez, R OBP: 0.333, SLG: 0.500 | |  | | |  | | |  | | 3 | 0 | 1 | 0 | 0 | 1 | 0 | | | | | | |
| Inning Stats | R: 0 E: 0 K: 2 S: 12 | H: 1 LOB: 1 BB: 0 P: 20 | R: 2 E: 0 K: 0 S: 12 | H: 2 LOB: 0 BB: 0 P: 19 | R: 0 E: 0 K: 1 S: 7 | H: 0 LOB: 1 BB: 1 P: 15 | R: 0 E: 0 K: 0 S: 4 | H: 0 LOB: 0 BB: 0 P: 8 | R: 0 E: 0 K: 2 S: 7 | H: 0 LOB: 0 BB: 0 P: 10 | R: 0 E: 0 K: 0 S: 6 | H: 0 LOB: 0 BB: 0 P: 10 | R: 0 E: 0 K: 0 S: 8 | H: 0 LOB: 0 BB: 1 P: 15 | R: 0 E: 0 K: 1 S: 11 | H: 1 LOB: 1 BB: 0 P: 14 | | R: 1 E: 0 K: 0 S: 11 | H: 2 LOB: 1 BB: 0 P: 16 | 1B: 3 2B: 1 3B: 0 HR: 2 | SF: 0 SAC: 0 DP: 1 HBP: 0 | WP: 1 PB: 0 CS: 0 |
| PITCHER | IP WLS BF H R ER SO BB IBB HBP BLK WP HR S P ERA WHIP | | | | | | | | | | | | | | | | | | | | | |
| 38 Jeremy Bonderman, R ERA: 5.91 | (1, 1) | 6.0 W 22 3 2 2 5 1 0 0 0 1 1 48 82 3.00 0.667 | | | | | | | | | | | | | | | | | | | | |
| Chris Spurling, R ERA: 3.46 | (7, 1) | 3.0 S 12 3 1 1 1 1 0 0 0 0 0 1 30 45 3.00 1.333 | | | | | | | | | | | | | | | | | | | | |

| Batter | 1 | 2 | 3 | 4 | 5 | 6 | 7 | 8 | 9 | AB | R | H | RBI | BB | SO | LOB | BOTTOM | | | | |
|--|---|---|---|---|--|---|---|---|------------------------------|----------------------------------|-------------------------------|----------------------------------|------------------------------|---------------------------------|-------------------------------|----------------------------------|--|-------------------------------|----------------------------------|------------------------------------|-------------------------|
| Andres Torres, S OBP: 0.296, SLG: 0.269 |  | |  | |  | |  | | | 3 | 1 | 1 | 0 | 1 | 1 | 0 | <p>Tampa Bay Devil Rays @ Detroit Tigers Comerica Park, Detroit, MI Sun May 04 2003, 1:05 PM EDT Att. 12,956 - Sunny - 54 F</p> | | | | |
| 20 Omar Infante, R OBP: 0.255, SLG: 0.261 |  | |  | |  | |  | | | 2 | 0 | 0 | 0 | 1 | 1 | 0 | | | | | |
| Bobby Higginson, L OBP: 0.336, SLG: 0.379 |  | |  | |  | | |  | | 4 | 1 | 2 | 0 | 0 | 0 | 2 | | | | | |
| Dmitri Young, S OBP: 0.238, SLG: 0.281 |  | |  | | |  | |  | | 4 | 2 | 1 | 1 | 0 | 0 | 3 | | | | | |
| Carlos Pena, L OBP: 0.265, SLG: 0.348 |  | | |  | |  | |  | | 4 | 3 | 3 | 2 | 0 | 0 | 1 | | | | | |
| Craig Monroe, R OBP: 0.386, SLG: 0.500 | |  | |  | |  | |  | | 4 | 0 | 2 | 1 | 0 | 1 | 1 | | | | | |
| Eric Munson, L OBP: 0.280, SLG: 0.324 | |  | |  | |  | |  | | 3 | 0 | 1 | 1 | 0 | 0 | 2 | | | | | |
| 15 Brandon Inge, R OBP: 0.221, SLG: 0.132 | |  | |  | |  | |  | | 4 | 0 | 0 | 0 | 0 | 1 | 2 | | | | | |
| Ramon Santiago, S OBP: 0.313, SLG: 0.271 | |  | |  | | |  | | | 3 | 0 | 1 | 0 | 0 | 0 | 1 | | | | | |
| Inning Stats | R: 1 E: 0 K: 0 S: 8 | H: 0 LOB: 1 BB: 2 P: 18 | R: 0 E: 0 K: 2 S: 10 | H: 1 LOB: 0 BB: 0 P: 13 | R: 0 E: 0 K: 0 S: 7 | H: 2 LOB: 1 BB: 0 P: 10 | R: 1 E: 0 K: 0 S: 8 | H: 3 LOB: 2 BB: 0 P: 16 | R: 0 E: 0 K: 2 S: 8 | H: 0 LOB: 0 BB: 0 P: 12 | R: 2 E: 0 K: 0 S: 11 | H: 3 LOB: 0 BB: 0 P: 16 | R: 0 E: 0 K: 0 S: 4 | H: 0 LOB: 0 BB: 0 P: 5 | R: 3 E: 1 K: 0 S: 13 | H: 2 LOB: 0 BB: 0 P: 22 | | R: 1 E: 0 K: 0 S: 11 | H: 7 LOB: 3 3B: 0 HR: 1 | SF: 1 SAC: 1 DP: 2 HBP: 0 | WP: 2 PB: 0 CS: 0 |
| PITCHER | IP WLS BF H R ER SO BB IBB HBP BLK WP HR S P ERA WHIP | | | | | | | | | | | | | | | | | | | | |
| Jorge Sosa, R ERA: 4.5 | (1, 1) | 7.0 L 29 9 4 4 4 2 0 0 0 0 1 0 56 90 5.14 1.571 | | | | | | | | | | | | | | | | | | | |
| Victor Zambrano, R ERA: 6.4 | (8, 1) | 1.0 6 2 3 1 0 0 0 0 0 0 1 0 13 22 9.00 2.000 | | | | | | | | | | | | | | | | | | | |

| | |
|-----|----|
| AB | 32 |
| R | 3 |
| H | 6 |
| RBI | 3 |
| BB | 2 |
| SO | 6 |
| LOB | 10 |



| Batter | 1 | 2 | 3 | 4 | 5 | 6 | 7 | 8 | 9 | AB | R | H | RBI | BB | SO | LOB | TOP | | | | | | | | |
|---|-------------------------------|----------------------------------|-------------------------------|----------------------------------|-------------------------------|----------------------------------|-------------------------------|----------------------------------|-------------------------------|----------------------------------|-------------------------------|----------------------------------|------------------------------|----------------------------------|------------------------------|----------------------------------|-------------------------------|----------------------------------|----------------------------------|------------------------------------|----------------------------------|--------|--|--|--|
| Jacque Jones, L (1, 7) OBP: 0.350, SLG: 0.500 | 1-1 HR | | 3-1 HR | 0-2 FC5-4 1B | | 2-2 1-3 2B | | | 3-2 G6-3 S 1B | 5 | 3 | 5 | 2 | 0 | 0 | 0 | | | | | | | | | |
| Cristian Guzman, S (1, 6) OBP: 0.303, SLG: 0.381 | 3-2 G3 | | 1-1 F8 | 1-2 FC5-4 | | 2-2 G6-3 | | | 2-1 G6-3 | 5 | 0 | 0 | 0 | 0 | 0 | 5 | | | | | | | | | |
| Corey Koskie, L (1, 5) OBP: 0.380, SLG: 0.476 | 1-3 K | | 2-2 G4-3 | 0-0 F7 | | | 3-2 P5 | | 2-2 F7 1B | 5 | 0 | 1 | 1 | 0 | 1 | 2 | | | | | | | | | |
| Todd Sears, L (1, 3) OBP: 0.346, SLG: 0.364 | 2-1 G3 | | 4-1 HR BB | | 1-3 K | | 0-3 K | | 3-H 2-0 F7 1B | 4 | 1 | 0 | 0 | 1 | 2 | 1 | | | | | | | | | |
| Tori Hunter, R (1, 8) OBP: 0.302, SLG: 0.421 | | 0-1 G1 | 0-1 HR | | 3-2 F9 | | 0-1 G6-3 | | 0-2 F7 | 5 | 1 | 1 | 2 | 0 | 0 | 1 | | | | | | | | | |
| Bobby Kielty, S (1, 10) OBP: 0.404, SLG: 0.524 | | 1-0 HR 1B | 3-2 1B | | 1-3 K2-3 | | | 3-3 K | | 4 | 1 | 2 | 0 | 0 | 2 | 0 | | | | | | | | | |
| Dustan Mohr, R (1, 9) OBP: 0.241, SLG: 0.491 | | 3-2 HR 1B | 0-0 P3 | | 0-0 L9 | | | 0-0 1B | | 4 | 1 | 2 | 2 | 0 | 0 | 1 | | | | | | | | | |
| A.J. Pierzynski, L (1, 2) OBP: 0.309, SLG: 0.360 | | 1-2 G3-1 | | 3-1 FC5-4 1B | | 2-0 2B HBP | | 0-0 F7 | | 3 | 0 | 1 | 0 | 0 | 0 | 1 | | | | | | | | | |
| Chris Gomez, R (1, 4) OBP: 0.316, SLG: 0.351 | | 1-0 F9 | | 0-0 F8 | | 2-1 P4 | | 0-1 G4-3 | | 4 | 0 | 0 | 0 | 0 | 0 | 3 | | | | | | | | | |
| Inning Stats | R: 1 E: 0 K: 1 S: 11 | H: 1 LOB: 0 BB: 0 P: 18 | R: 2 E: 0 K: 0 S: 11 | H: 2 LOB: 0 BB: 0 P: 17 | R: 3 E: 0 K: 0 S: 14 | H: 3 LOB: 1 BB: 1 P: 27 | R: 0 E: 0 K: 0 S: 11 | H: 2 LOB: 2 BB: 0 P: 15 | R: 0 E: 0 K: 2 S: 10 | H: 0 LOB: 0 BB: 0 P: 15 | R: 0 E: 0 K: 0 S: 11 | H: 1 LOB: 2 BB: 0 P: 19 | R: 0 E: 0 K: 1 S: 9 | H: 0 LOB: 0 BB: 0 P: 12 | R: 0 E: 0 K: 1 S: 8 | H: 1 LOB: 1 BB: 0 P: 11 | R: 1 E: 0 K: 0 S: 15 | H: 2 LOB: 1 BB: 0 P: 24 | 1B: 7 2B: 1 3B: 0 HR: 4 | SF: 0 SAC: 0 DP: 0 HBP: 1 | WP: 0 PB: 0 SB: 1 CS: 1 | PA: 41 | | | |
| PITCHER | IP | WLS | BF | H | R | ER | SO | BB | IBB | HBP | BLK | WP | HR | S | P | ERA | WHIP | | | | | | | | |
| Steve Parris, R (1, 1) ERA: 6.25 | 3.0 | L | 16 | 6 | 6 | 6 | 1 | 1 | 0 | 0 | 0 | 0 | 4 | 36 | 62 | 18.00 | 2.333 | | | | | | | | |
| Nick Bierbrodt, L (4, 1) ERA: 9.93 | 3.0 | | 13 | 3 | 0 | 0 | 2 | 0 | 0 | 1 | 0 | 0 | 0 | 32 | 49 | 0.00 | 1.000 | | | | | | | | |
| Jesus Colome, R (7, 1) ERA: 5.52 | 2.0 | | 7 | 1 | 0 | 0 | 2 | 0 | 0 | 0 | 0 | 0 | 0 | 17 | 23 | 0.00 | 0.500 | | | | | | | | |
| Victor Zambrano, R (9, 1) ERA: 6.48 | 1.0 | | 5 | 2 | 1 | 1 | 0 | 0 | 0 | 0 | 0 | 0 | 0 | 15 | 24 | 9.00 | 2.000 | | | | | | | | |

Minnesota Twins @ Tampa Bay Devil Rays
Tropicana Field, St. Petersburg, FL
Tue May 06 2003, 7:15 PM EDT
Att: 8,709 - Dome - 72 F

| | |
|-----|----|
| AB | 39 |
| R | 7 |
| H | 12 |
| RBI | 7 |
| BB | 1 |
| SO | 5 |
| LOB | 14 |



| Batter | 1 | 2 | 3 | 4 | 5 | 6 | 7 | 8 | 9 | AB | R | H | RBI | BB | SO | LOB | BOTTOM | | | | | | | | |
|--|-------------------------------|----------------------------------|-------------------------------|----------------------------------|-------------------------------|----------------------------------|------------------------------|----------------------------------|-------------------------------|----------------------------------|------------------------------|----------------------------------|------------------------------|---------------------------------|-------------------------------|----------------------------------|----------------------------------|------------------------------------|----------------------------------|--------|--|--|--|--|--|
| Marlon Anderson, L (1, 4) OBP: 0.371, SLG: 0.356 | 1-2 G6-3 | | 1-0 F9 | | 1-2 P6 | | 1-0 5 G6-4-3 1B | | 0-0 G4-3 | 5 | 0 | 1 | 0 | 0 | 0 | 1 | | | | | | | | | |
| 5 Rocco Baldelli, R (1, 8) OBP: 0.364, SLG: 0.485 | 1-1 S 1B | | 3-3 K | | | 1-0 1B G3-1 1B | 0-0 G6-4-3 | | | 4 | 1 | 2 | 0 | 0 | 1 | 2 | | | | | | | | | |
| Aubrey Huff, L (1, 9) OBP: 0.366, SLG: 0.548 | 0-3 K | | | 2-2 G6-3 | | 1-1 G3-1 1B SF8 1B | | 0-3 K | | 4 | 1 | 1 | 0 | 0 | 2 | 1 | | | | | | | | | |
| Travis Lee, L (1, 3) OBP: 0.357, SLG: 0.416 | 4-2 SAFE 1-2 BB | | | 0-1 G4-1 | | 1-1 SF8 G3-1 1B | | 0-1 F8 | | 3 | 0 | 1 | 0 | 1 | 0 | 0 | | | | | | | | | |
| Al Martin, L (1, 10) OBP: 0.333, SLG: 0.354 | 2-3 K | | | 0-2 E6 1B | | 0-1 G3-1 | | 1-3 K | | 3 | 0 | 0 | 1 | 0 | 1 | 4 | | | | | | | | | |
| Damon Easley, R (8, PH) OBP: 0.232, SLG: 0.328 | | | | | | | | | | 1 | 0 | 0 | 0 | 0 | 1 | 0 | | | | | | | | | |
| Toby Hall, R (1, 2) OBP: 0.295, SLG: 0.359 | | 0-0 G5-3 | | 1-1 1-3 1B | | 0-2 SF8 | | 3-2 P4 | | 3 | 0 | 1 | 1 | 0 | 0 | 0 | | | | | | | | | |
| George Lombard, L (1, 7) OBP: 0.257, SLG: 0.353 | | 3-2 F7 | | 0-1 F8 | | 1-2 2-3 3-H K | | 3-3 K | | 3 | 0 | 0 | 0 | 0 | 1 | 3 | | | | | | | | | |
| Terry Shumpert, R (9, PH) OBP: 0.256, SLG: 0.472 | | | | | | | | | | 1 | 0 | 0 | 0 | 0 | 1 | 0 | | | | | | | | | |
| Chris Truby, R (1, 5) OBP: 0.378, SLG: 0.375 | | 1-3 K | | | 0-0 F8 | | 1-3 K | | 4-1 2B BB | 3 | 1 | 0 | 0 | 1 | 2 | 0 | | | | | | | | | |
| Rey Ordonez, R (1, 6) OBP: 0.339, SLG: 0.509 | | | 2-2 G1-3 | | 1-2 G1-3 | | 1-1 1B | | 0-0 1-H 2B | 4 | 0 | 2 | 1 | 0 | 0 | 0 | | | | | | | | | |
| Inning Stats | R: 0 E: 0 K: 2 S: 14 | H: 1 LOB: 2 BB: 1 P: 22 | R: 0 E: 0 K: 1 S: 10 | H: 0 LOB: 0 BB: 0 P: 14 | R: 0 E: 1 K: 0 S: 12 | H: 1 LOB: 2 BB: 0 P: 15 | R: 0 E: 0 K: 0 S: 8 | H: 0 LOB: 0 BB: 0 P: 10 | R: 2 E: 0 K: 1 S: 13 | H: 3 LOB: 1 BB: 0 P: 17 | R: 0 E: 0 K: 1 S: 7 | H: 2 LOB: 1 BB: 0 P: 10 | R: 0 E: 0 K: 2 S: 8 | H: 0 LOB: 0 BB: 0 P: 9 | R: 1 E: 0 K: 1 S: 12 | H: 1 LOB: 1 BB: 1 P: 22 | 1B: 7 2B: 1 3B: 0 HR: 0 | SF: 1 SAC: 0 DP: 1 HBP: 0 | WP: 0 PB: 0 SB: 1 CS: 0 | PA: 37 | | | | | |
| PITCHER | IP | WLS | BF | H | R | ER | SO | BB | IBB | HBP | BLK | WP | HR | S | P | ERA | WHIP | | | | | | | | |
| Brad Radke, R (1, 1) ERA: 5.66 | 7.0 | W | 29 | 7 | 2 | 2 | 6 | 1 | 0 | 0 | 0 | 0 | 0 | 76 | 106 | 2.57 | 1.143 | | | | | | | | |
| Johan Santana, L (8, 1) ERA: 1.59 | 2.0 | | 8 | 1 | 1 | 1 | 3 | 1 | 0 | 0 | 0 | 0 | 0 | 20 | 31 | 4.50 | 1.000 | | | | | | | | |

Minnesota Twins @ Tampa Bay Devil Rays
Tropicana Field, St. Petersburg, FL
Tue May 06 2003, 7:15 PM EDT
Att: 8,709 - Dome - 72 F

| | |
|-----|----|
| AB | 34 |
| R | 3 |
| H | 8 |
| RBI | 3 |
| BB | 2 |
| SO | 9 |
| LOB | 11 |



| Batter | 1 | 2 | 3 | 4 | 5 | 6 | 7 | 8 | 9 | AB R H RBI BB SO LOB | TOP | | | | | | | | | |
|--|--|----------------------------------|-------------------------------|----------------------------------|-------------------------------|----------------------------------|------------------------------|----------------------------------|-------------------------------|----------------------------------|--|----------------------------------|---|----------------------------------|------------------------------|---------------------------------|-----------------------------------|------------------------------------|-------------------------|--------|
| Jacque Jones, L OBP: 0.349, SLG: 0.500 | 2-0 G1-3 | 1-1 G3-1 | | 0-0 G3 | 0-0 1B 2B | | 1-0 1B | | 0-1 G1-3 | 6 1 2 1 0 0 0 | Minnesota Twins @ Tampa Bay Devil Rays Tropicana Field, St. Petersburg, FL Wed May 07 2003, 7:15 PM EDT Att: 8,654 - Dome - 72 F livebaseballscorecards.com | | | | | | | | | |
| Cristian Guzman, S OBP: 0.306, SLG: 0.381 | 3-2 1B 1B | 0-0 E4 1B | | 2-2 G4-3 | 1-0 2H 1B | | 1-0 P5 | | | 5 1 2 1 0 0 1 | | | | | | | | | | |
| Corey Koskie, L OBP: 0.361, SLG: 0.472 | 0-0 1B 1B | 0-1 SAFE 1B | | 1-3 K | 2-2 F9 | | 2-3 K | | | 5 1 2 0 0 2 2 | | | | | | | | | | |
| Bobby Kielty, S OBP: 0.413, SLG: 0.557 | 0-2 1B 1B | 1-2 F9 | | | HR | | | 4-2 FC5-4 BB | | 4 2 2 2 1 0 3 | | | | | | | | | | |
| Tori Hunter, R OBP: 0.306, SLG: 0.415 | 2-1 5 1B 1B | 1-2 G3 | | | HR BB | | | 0-1 FC5-4 | | 4 2 1 1 1 0 4 | | | | | | | | | | |
| Dustin Mohr, R OBP: 0.270, SLG: 0.500 | 1-0 SF9 5 1B | | 1-2 G3-6-3 1B | | HR 1B | 3-2 G6-3 | | 0-0 P3 | | 5 1 3 1 0 0 1 | | | | | | | | | | |
| 5 Michael Cuddyer, R OBP: 0.377, SLG: 0.597 Doug Mientkiewicz, L OBP: 0.289, SLG: 0.360 | 1-1 SF9 1B | | 1-2 G3-6-3 1B | | HR BB | 0-0 G6-4-3 1B | | 1-2 G6-3 | | 4 1 2 0 1 0 2 0 0 0 0 0 0 0 | | | | | | | | | | |
| A.J. Pierzynski, L OBP: 0.313, SLG: 0.411 | 0-1 SF9 1B | | 3-2 2B | | HR HR | 0-0 G6-4-3 | | 0-0 F8 | | 4 1 2 5 0 0 1 | | | | | | | | | | |
| Chris Gomez, R OBP: 0.302, SLG: 0.333 | 0-2 P4 | | 1-1 G5-3 | | 2B 1B | | 1-2 F7 | 2-2 G5-3 | | 5 1 1 0 0 0 3 | | | | | | | | | | |
| Inning Stats | R: 4 E: 0 K: 0 S: 21 | H: 6 LOB: 2 BB: 0 P: 30 | R: 0 E: 1 K: 0 S: 13 | H: 1 LOB: 2 BB: 0 P: 16 | R: 0 E: 0 K: 0 S: 13 | H: 2 LOB: 1 BB: 0 P: 19 | R: 0 E: 0 K: 1 S: 7 | H: 0 LOB: 0 BB: 0 P: 10 | R: 7 E: 0 K: 0 S: 15 | H: 6 LOB: 1 BB: 2 P: 27 | R: 0 E: 0 K: 1 S: 9 | H: 1 LOB: 1 BB: 0 P: 14 | R: 0 E: 0 K: 0 S: 8 | H: 0 LOB: 1 BB: 1 P: 13 | R: 0 E: 0 K: 0 S: 7 | H: 0 LOB: 0 BB: 0 P: 9 | 1B: 13 2B: 2 3B: 0 HR: 2 | SF: 1 SAC: 0 DP: 2 HBP: 0 | WP: 0 SB: 1 CS: 2 | PA: 46 |
| PITCHER | IP WLS BF H R ER SO BB IBB HBP BLK WP HR S P ERA WHIP | | | | | | | | | | | PITCHER | IP WLS BF H R ER SO BB IBB HBP BLK WP HR S P ERA WHIP | | | | | | | |
| Joe Kennedy, L ERA: 5.79 | (1, 1) 4.0 L 27 13 10 10 1 2 0 0 0 0 0 2 62 92 22.50 3.750 | | | | | | | | | | | | | | | | | | | |
| Mike Venafro, L ERA: 3.85 | (5, 1) 0.1 3 2 1 1 0 0 0 0 0 0 0 0 5 8 27.00 6.000 | | | | | | | | | | | | | | | | | | | |
| Travis Harper, R ERA: 3.47 | (5, 1) 2.2 9 2 0 0 1 0 0 0 0 0 0 0 16 24 0.00 0.750 | | | | | | | | | | | | | | | | | | | |
| Al Levine, R ERA: 1.76 | (8, 1) 2.0 7 0 0 0 0 1 0 0 0 0 0 0 15 22 0.00 0.500 | | | | | | | | | | | | | | | | | | | |

| Batter | 1 | 2 | 3 | 4 | 5 | 6 | 7 | 8 | 9 | AB R H RBI BB SO LOB | BOTTOM | | | | | | | | | |
|--|--|----------------------------------|------------------------------|----------------------------------|------------------------------|---------------------------------|-------------------------------|----------------------------------|------------------------------|----------------------------------|--|----------------------------------|---|----------------------------------|------------------------------|----------------------------------|----------------------------------|------------------------------------|-------------------------|--------|
| 13 Carl Crawford, L OBP: 0.260, SLG: 0.295 | 1-1 G4-3 | | 0-1 F8 | 1-1 5 1B 2B | | 0-2 5 2B 1B | | 2-2 G4-3 | | 5 1 2 1 0 0 1 | Minnesota Twins @ Tampa Bay Devil Rays Tropicana Field, St. Petersburg, FL Wed May 07 2003, 7:15 PM EDT Att: 8,654 - Dome - 72 F livebaseballscorecards.com | | | | | | | | | |
| 5 Rocco Baldelli, R OBP: 0.372, SLG: 0.496 | 1-2 2B FC4-6 1B | | 1-2 G6-3 | 0-0 1B 2B | | 2-1 1B 2B | | 0-3 K | | 5 1 3 1 0 1 0 | | | | | | | | | | |
| Aubrey Huff, L OBP: 0.367, SLG: 0.550 | 3-2 FC4-6 1-3 2B | | 1-0 G6-3 | 0-1 1-3 1B | | 0-0 F8 | | 1-3 K | | 5 0 2 0 0 1 2 | | | | | | | | | | |
| Travis Lee, L OBP: 0.360, SLG: 0.407 | 4-2 FC4-6 BB | | | 1B K | | 0-2 F7 | | 1-3 K | | 4 1 1 0 1 2 2 | | | | | | | | | | |
| Marlon Anderson, L OBP: 0.376, SLG: 0.355 | 0-1 FC4-6 | | | 1B 1B | 4-1 G5-4-3 BB | | 0-0 F8 | | | 3 1 1 1 1 0 2 | | | | | | | | | | |
| Toby Hall, R OBP: 0.294, SLG: 0.354 | 2-1 G1-3 | | | SH1-4 G5-3 1B | 0-1 G5-4-3 | | 0-2 G5-3 | | | 4 1 1 1 0 0 3 | | | | | | | | | | |
| Al Martin, L OBP: 0.330, SLG: 0.349 | | 1-0 G4-3 | | 1-2 SH1-4 13 2B 1B | 0-1 G4-3 | | 1-3 K | | | 4 1 1 1 0 1 0 | | | | | | | | | | |
| Chris Truby, R OBP: 0.354, SLG: 0.349 | | 2-2 G5-3 | | 1-2 SH1-4 | | 0-1 P3 | | 0-3 K | | 3 0 0 0 0 1 0 | | | | | | | | | | |
| Rey Ordóñez, R OBP: 0.336, SLG: 0.500 | | 2-1 G1-3 | | 0-0 G5-3 | | 0-0 P4 | | 0-2 13 WP 1B | | 4 0 1 1 0 0 1 | | | | | | | | | | |
| Inning Stats | R: 1 E: 0 K: 0 S: 15 | H: 2 LOB: 1 BB: 1 P: 26 | R: 0 E: 0 K: 0 S: 7 | H: 0 LOB: 0 BB: 0 P: 12 | R: 0 E: 0 K: 0 S: 6 | H: 0 LOB: 0 BB: 0 P: 8 | R: 5 E: 0 K: 1 S: 15 | H: 7 LOB: 2 BB: 0 P: 21 | R: 0 E: 0 K: 0 S: 9 | H: 2 LOB: 2 BB: 1 P: 11 | R: 0 E: 0 K: 0 S: 10 | H: 0 LOB: 0 BB: 0 P: 10 | R: 0 E: 0 K: 2 S: 15 | H: 1 LOB: 0 BB: 0 P: 18 | R: 0 E: 0 K: 3 S: 9 | H: 0 LOB: 0 BB: 0 P: 11 | 1B: 9 2B: 3 3B: 0 HR: 0 | SF: 0 SAC: 1 DP: 1 HBP: 0 | WP: 1 SB: 0 CS: 0 | PA: 40 |
| PITCHER | IP WLS BF H R ER SO BB IBB HBP BLK WP HR S P ERA WHIP | | | | | | | | | | | PITCHER | IP WLS BF H R ER SO BB IBB HBP BLK WP HR S P ERA WHIP | | | | | | | |
| Joe Mays, R ERA: 6.18 | (1, 1) 3.2 W 21 2 0 0 1 1 0 0 0 0 0 0 27 35 0.00 0.900 | | | | | | | | | | | | | | | | | | | |
| Juan Rincon, R ERA: 1.15 | (4, 1) 1.0 4 1 0 0 2 0 0 0 0 1 0 15 18 0.00 1.000 | | | | | | | | | | | | | | | | | | | |
| LaTroy Hawkins, R ERA: 1.64 | (8, 1) 1.0 3 0 0 0 3 0 0 0 0 0 0 9 11 0.00 0.000 | | | | | | | | | | | | | | | | | | | |

| Batter | 1 | 2 | 3 | 4 | 5 | 6 | 7 | 8 | 9 | AB | R | H | RBI | BB | SO | LOB | TOP | | | |
|---|---|----------------------------------|-------------------------------|----------------------------------|------------------------------|----------------------------------|------------------------------|----------------------------------|------------------------------|----------------------------------|------------------------------|----------------------------------|------------------------------|----------------------------------|------------------------------|----------------------------------|---|------------------------------------|-------------------------|--------|
| Jacque Jones, L (1, 7) OBP: 0.346, SLG: 0.492 | | | | | | | | | | 4 | 1 | 1 | 1 | 0 | 0 | 2 | Minnesota Twins @ Tampa Bay Devil Rays Tropicana Field, St. Petersburg, FL Thu May 08 2003, 7:15 PM EDT Att: 8,699 - Dome - 72 F | | | |
| Cristian Guzman, S (1, 6) OBP: 0.305, SLG: 0.377 | | | | | | | | | | 4 | 1 | 1 | 0 | 0 | 0 | 1 | | | | |
| Corey Koskie, L (1, 5) OBP: 0.392, SLG: 0.473 | | | | | | | | | | 2 | 0 | 1 | 1 | 2 | 1 | 0 | | | | |
| Bobby Kielty, S (1, 10) OBP: 0.398, SLG: 0.533 | | | | | | | | | | 4 | 0 | 0 | 0 | 0 | 1 | 5 | | | | |
| Tori Hunter, R (1, 8) OBP: 0.304, SLG: 0.418 | | | | | | | | | | 4 | 0 | 1 | 1 | 0 | 0 | 1 | | | | |
| Dustin Mohr, R (1, 9) OBP: 0.284, SLG: 0.515 | | | | | | | | | | 4 | 2 | 2 | 0 | 0 | 1 | 1 | | | | |
| Doug Mientkiewicz, L (1, 3) OBP: 0.297, SLG: 0.359 | | | | | | | | | | 3 | 1 | 1 | 0 | 1 | 0 | 1 | | | | |
| A.J. Pierzynski, L (1, 2) OBP: 0.311, SLG: 0.415 | | | | | | | | | | 4 | 0 | 1 | 1 | 0 | 0 | 1 | | | | |
| Luis Rivas, R (1, 4) OBP: 0.233, SLG: 0.282 | | | | | | | | | | 4 | 0 | 0 | 0 | 0 | 0 | 3 | | | | |
| Inning Stats | R: 1 E: 0 K: 0 S: 12 | H: 3 LOB: 1 BB: 0 P: 19 | R: 2 E: 0 K: 0 S: 14 | H: 3 LOB: 1 BB: 0 P: 25 | R: 0 E: 0 K: 2 S: 8 | H: 0 LOB: 0 BB: 0 P: 13 | R: 0 E: 0 K: 1 S: 8 | H: 0 LOB: 0 BB: 1 P: 14 | R: 0 E: 0 K: 0 S: 6 | H: 0 LOB: 0 BB: 0 P: 10 | R: 1 E: 1 K: 0 S: 8 | H: 1 LOB: 1 BB: 0 P: 10 | R: 1 E: 1 K: 0 S: 8 | H: 1 LOB: 1 BB: 1 P: 14 | R: 0 E: 0 K: 0 S: 6 | H: 0 LOB: 0 BB: 0 P: 10 | 1B: 5 2B: 4 3B: 0 HR: 0 | SF: 0 SAC: 0 DP: 4 HBP: 0 | WP: 0 SB: 1 CS: 0 | PA: 36 |
| PITCHER | IP WLS BF H R ER SO BB IBB HBP BLK WP HR S P ERA WHIP | | | | | | | | | | | | | | | | | | | |
| Dewon Brazelton, R (1, 1) ERA: 4.26 | 7.0 L 28 7 4 3 3 2 0 0 0 0 0 0 60 101 3.86 1.286 | | | | | | | | | | | | | | | | | | | |
| Victor Zambrano, R (8, 1) ERA: 6.29 | 1.0 5 1 1 0 0 1 0 0 0 0 0 0 8 14 0.00 2.000 | | | | | | | | | | | | | | | | | | | |
| Lance Carter, R (9, 1) ERA: 3.6 | 1.0 3 0 0 0 0 0 0 0 0 0 0 0 6 10 0.00 0.000 | | | | | | | | | | | | | | | | | | | |

| | |
|-----|----|
| AB | 33 |
| R | 5 |
| H | 8 |
| RBI | 4 |
| BB | 3 |
| SO | 3 |
| LOB | 15 |



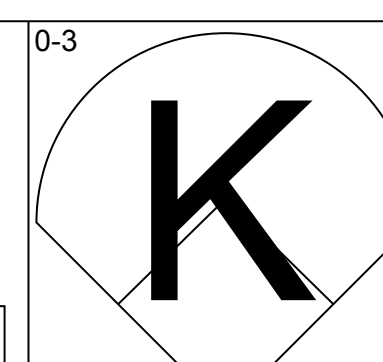
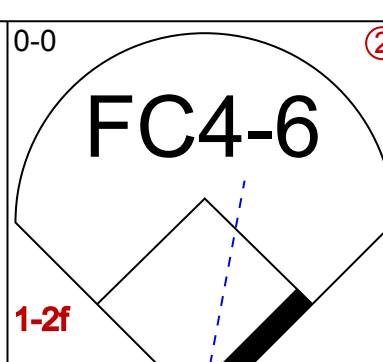
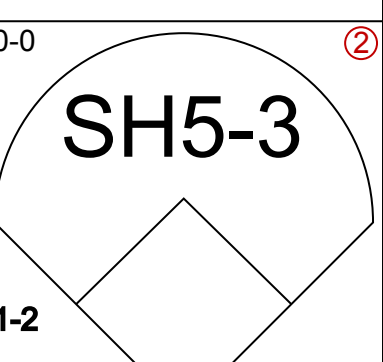
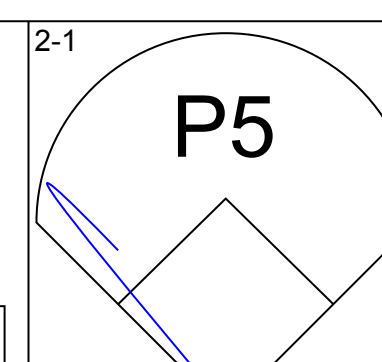
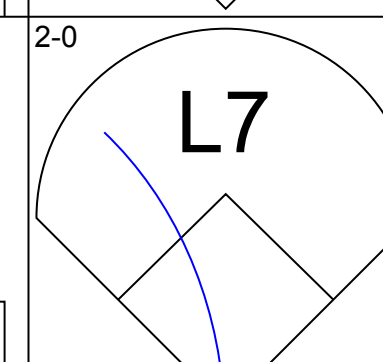
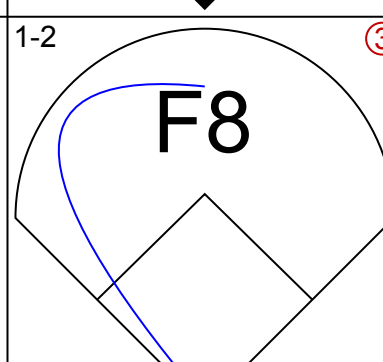
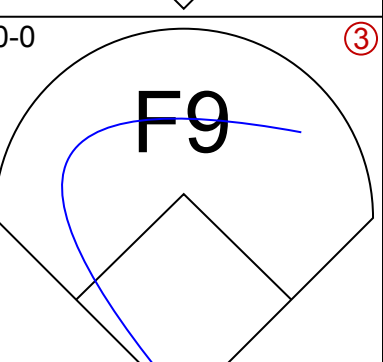
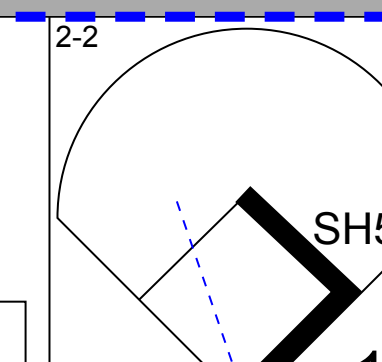
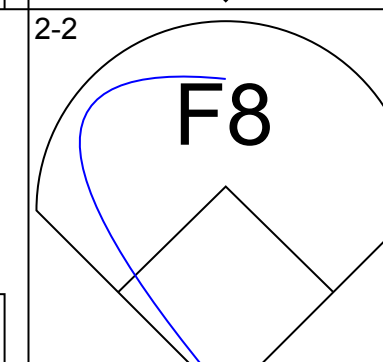
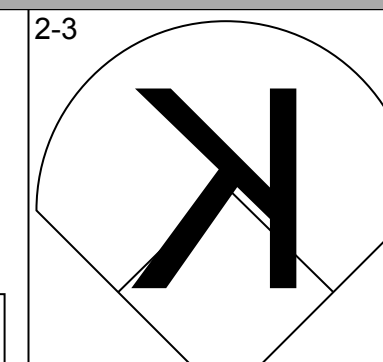
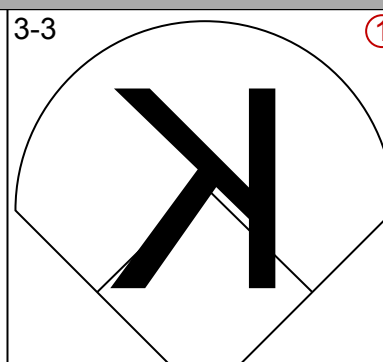
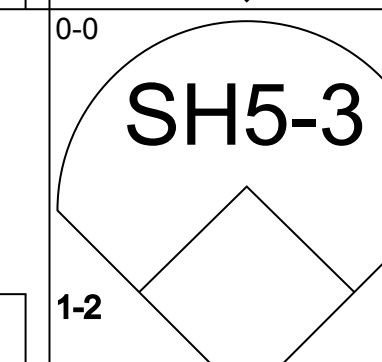
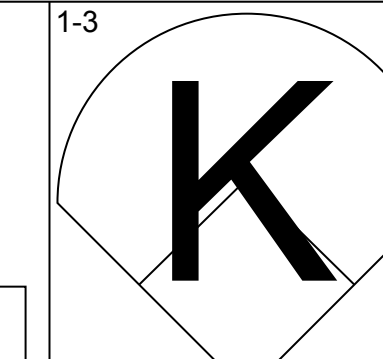
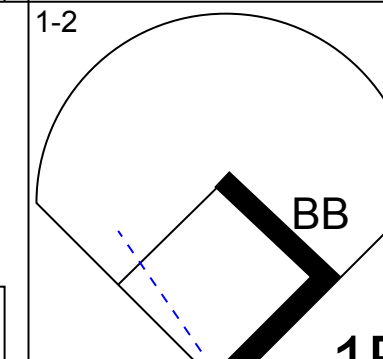
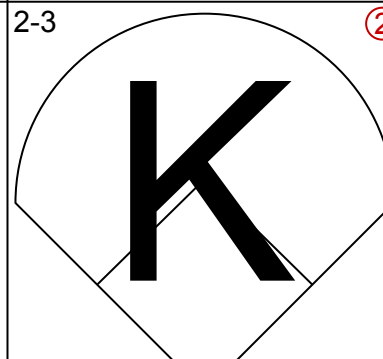
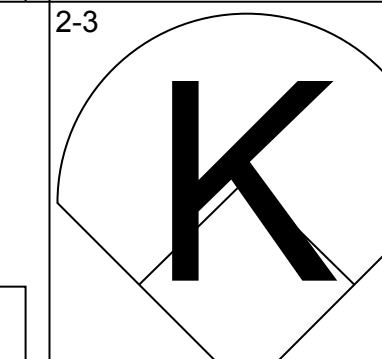
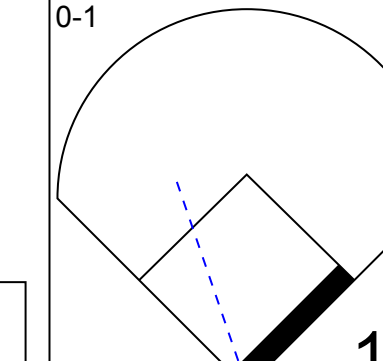
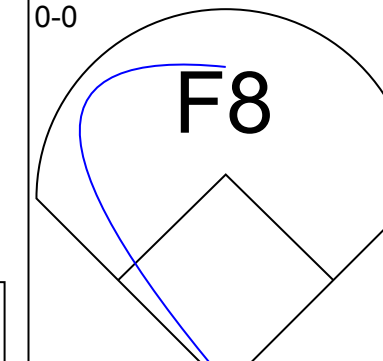
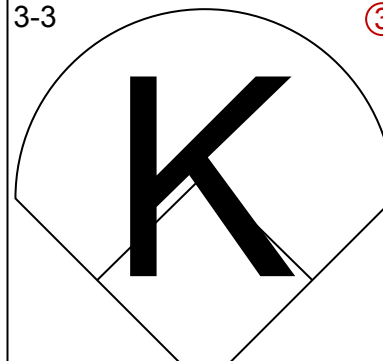
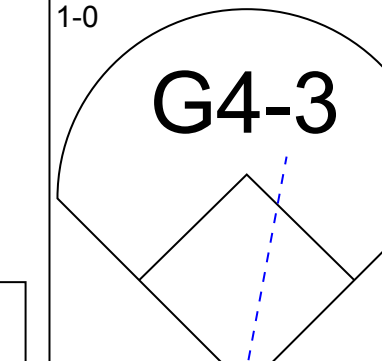
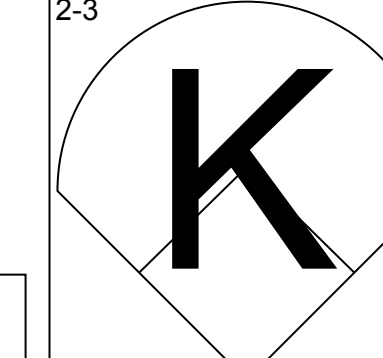
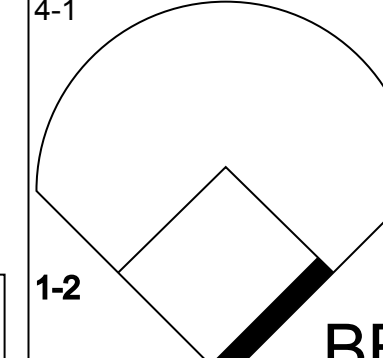
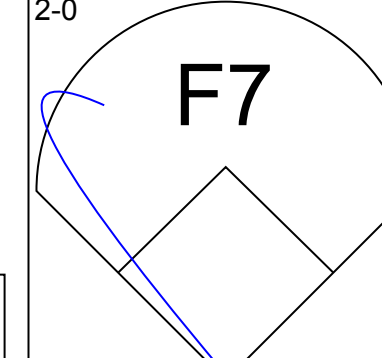
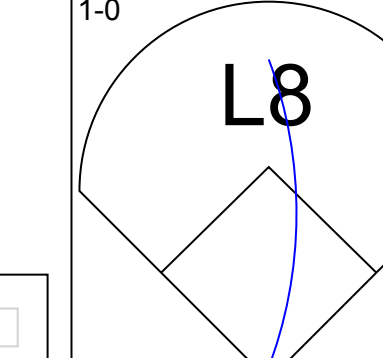
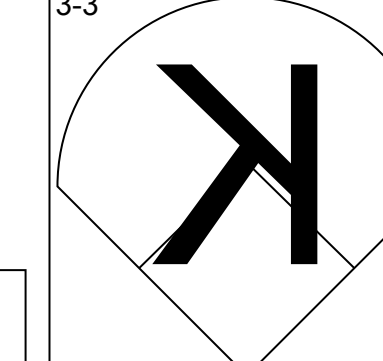
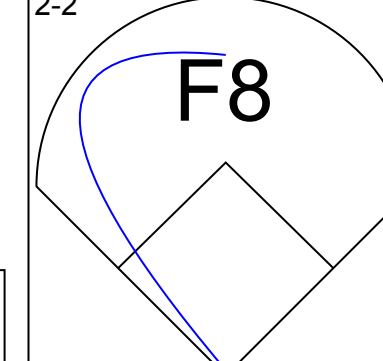
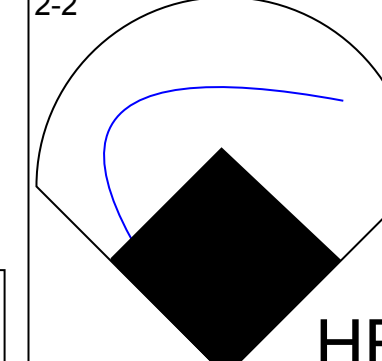
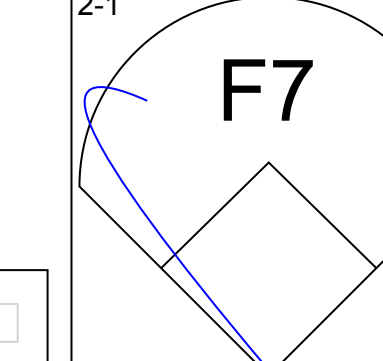
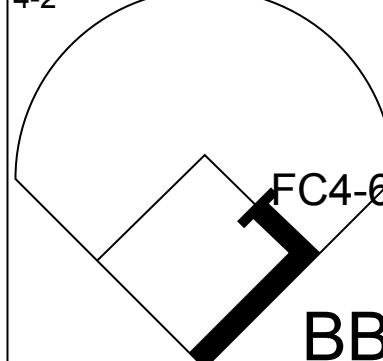
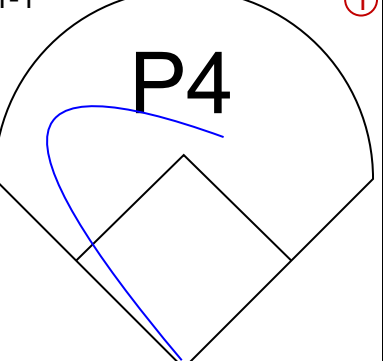
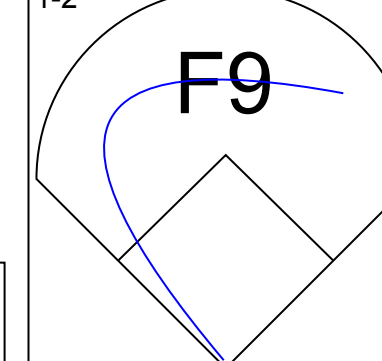
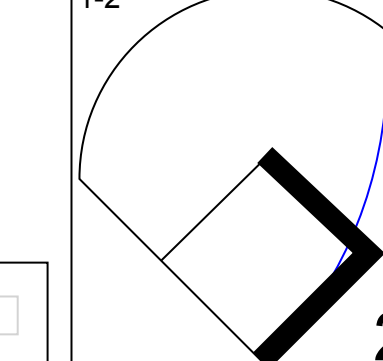

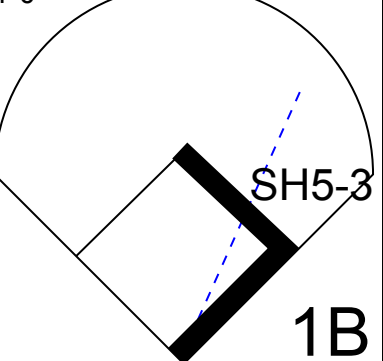
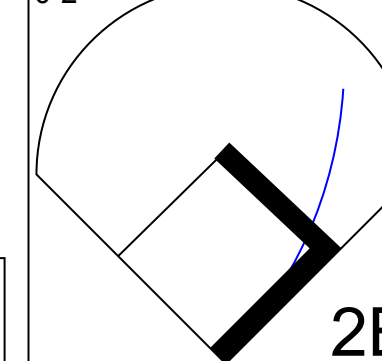
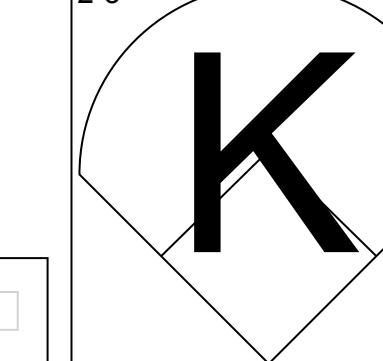
| Batter | 1 | 2 | 3 | 4 | 5 | 6 | 7 | 8 | 9 | AB | R | H | RBI | BB | SO | LOB | BOTTOM | | | | | |
|--|---|----------------------------------|------------------------------|---------------------------------|------------------------------|----------------------------------|------------------------------|----------------------------------|-------------------------------|----------------------------------|------------------------------|---------------------------------|------------------------------|----------------------------------|------------------------------|---------------------------------|---|----------------------------------|----------------------------------|------------------------------------|-------------------------|--------|
| Marlon Anderson, L (1, 4) OBP: 0.363, SLG: 0.340 | | | | | | | | | | 4 | 0 | 0 | 0 | 0 | 0 | 1 | Minnesota Twins @ Tampa Bay Devil Rays Tropicana Field, St. Petersburg, FL Thu May 08 2003, 7:15 PM EDT Att: 8,699 - Dome - 72 F | | | | | |
| 5 Rocco Baldelli, R (1, 8) OBP: 0.376, SLG: 0.496 | | | | | | | | | | 4 | 0 | 2 | 0 | 0 | 0 | 0 | | | | | | |
| Aubrey Huff, L (1, 9) OBP: 0.364, SLG: 0.548 | | | | | | | | | | 4 | 0 | 1 | 0 | 0 | 0 | 2 | | | | | | |
| Travis Lee, L (1, 3) OBP: 0.344, SLG: 0.388 | | | | | | | | | | 4 | 0 | 0 | 0 | 0 | 0 | 2 | | | | | | |
| Al Martin, L (1, 10) OBP: 0.326, SLG: 0.345 | | | | | | | | | | 4 | 0 | 1 | 0 | 0 | 2 | 1 | | | | | | |
| Damion Easley, R (1, 5) OBP: 0.222, SLG: 0.314 | | | | | | | | | | 3 | 0 | 0 | 0 | 0 | 0 | 1 | | | | | | |
| George Lombard, L (1, 7) OBP: 0.237, SLG: 0.324 | | | | | | | | | | 3 | 0 | 0 | 0 | 0 | 0 | 1 | | | | | | |
| Toby Hall, R (1, 2) OBP: 0.295, SLG: 0.354 | | | | | | | | | | 3 | 0 | 1 | 0 | 0 | 0 | 1 | | | | | | |
| Rey Ordóñez, R (1, 6) OBP: 0.328, SLG: 0.487 | | | | | | | | | | 3 | 0 | 0 | 0 | 0 | 1 | 1 | | | | | | |
| Inning Stats | R: 0 E: 0 K: 0 S: 8 | H: 1 LOB: 1 BB: 0 P: 12 | R: 0 E: 0 K: 0 S: 7 | H: 1 LOB: 1 BB: 0 P: 8 | R: 0 E: 0 K: 0 S: 8 | H: 1 LOB: 1 BB: 0 P: 13 | R: 0 E: 0 K: 0 S: 9 | H: 0 LOB: 0 BB: 0 P: 11 | R: 0 E: 0 K: 1 S: 11 | H: 1 LOB: 1 BB: 0 P: 16 | R: 0 E: 0 K: 0 S: 5 | H: 0 LOB: 0 BB: 0 P: 8 | R: 0 E: 0 K: 1 S: 8 | H: 0 LOB: 0 BB: 0 P: 10 | R: 0 E: 0 K: 0 S: 6 | H: 0 LOB: 0 BB: 0 P: 7 | R: 0 E: 0 K: 1 S: 11 | H: 1 LOB: 1 BB: 0 P: 16 | 1B: 4 2B: 1 3B: 0 HR: 0 | SF: 0 SAC: 0 DP: 0 HBP: 0 | WP: 0 SB: 0 CS: 0 | PA: 32 |
| PITCHER | IP WLS BF H R ER SO BB IBB HBP BLK WP HR S P ERA WHIP | | | | | | | | | | | | | | | | | | | | | |
| Kyle Lohse, R (1, 1) ERA: 3.57 | 9.0 W 32 5 0 0 3 0 0 0 0 0 0 0 73 101 0.00 0.556 | | | | | | | | | | | | | | | | | | | | | |

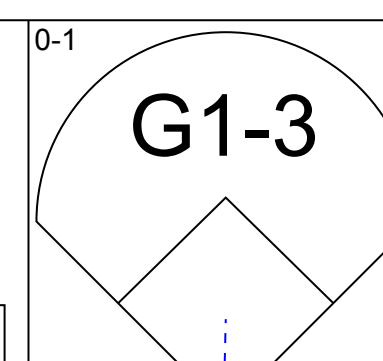
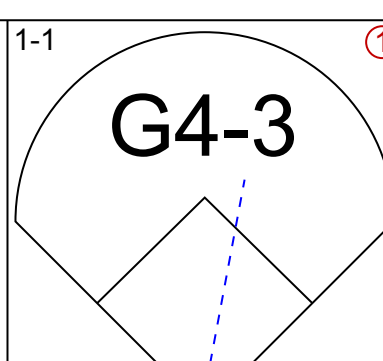
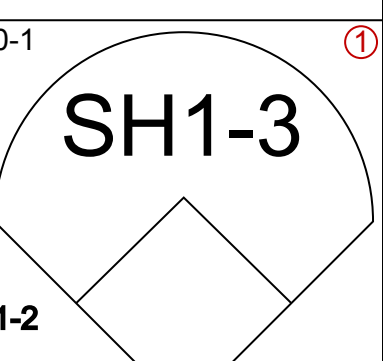
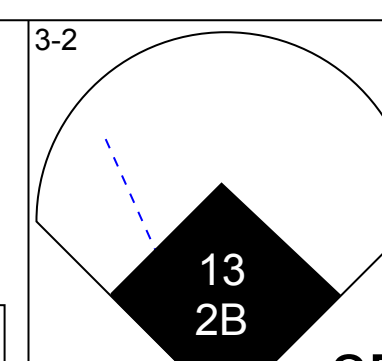
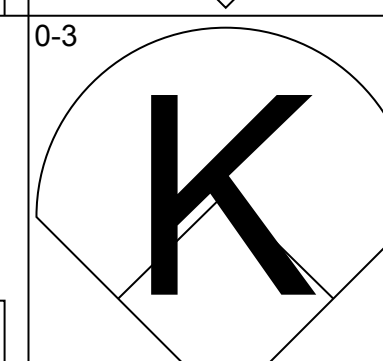
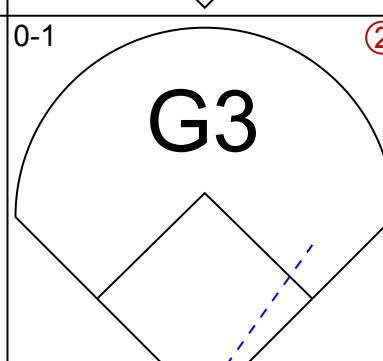
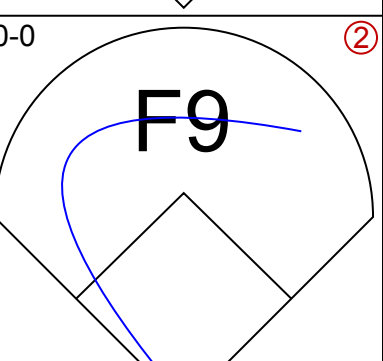
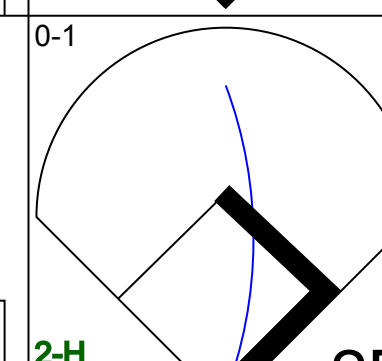
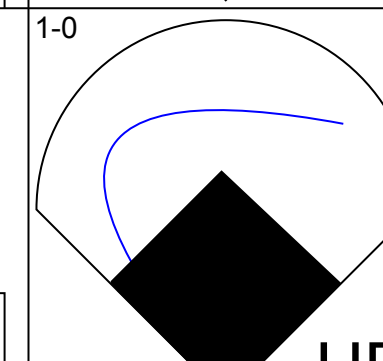
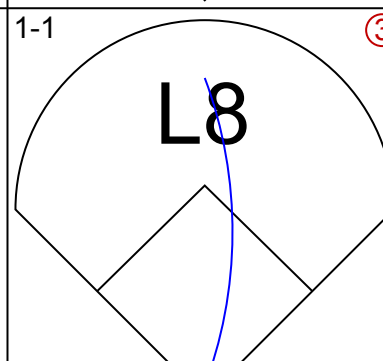
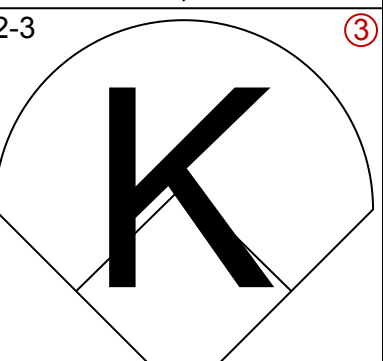
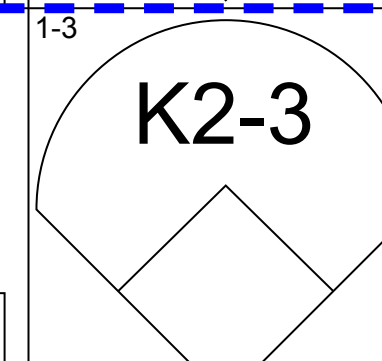
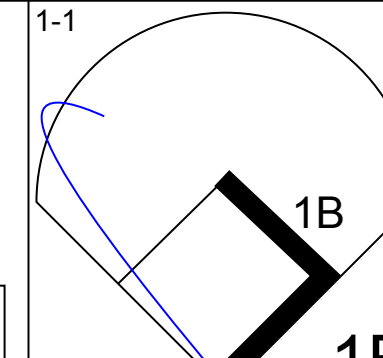
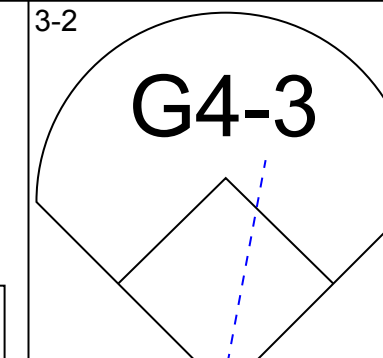
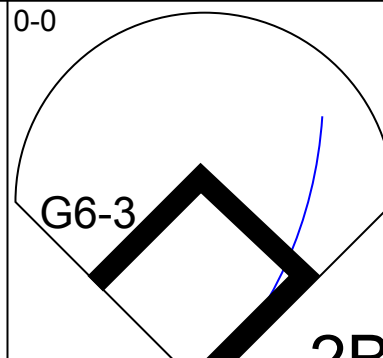
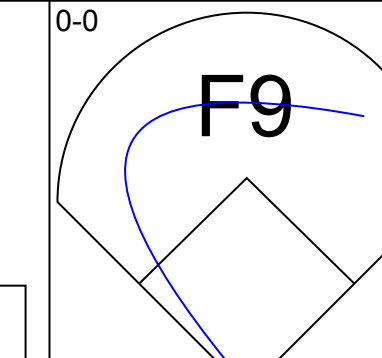
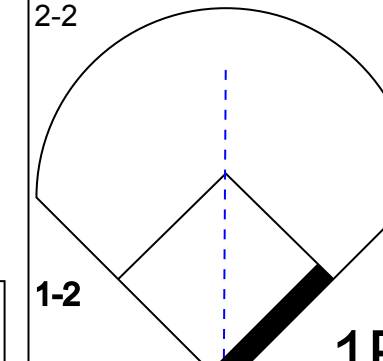
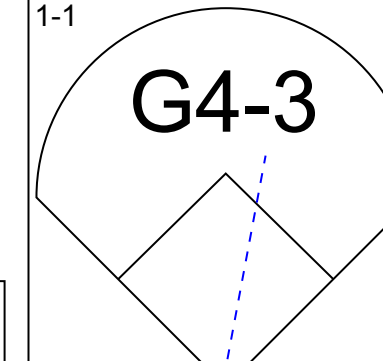
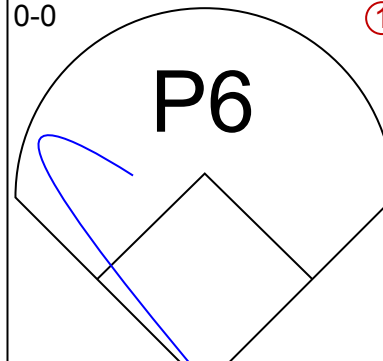
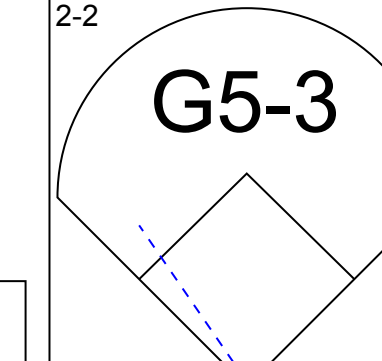
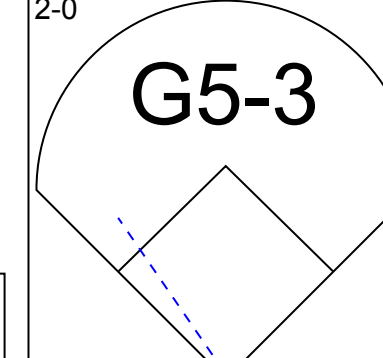
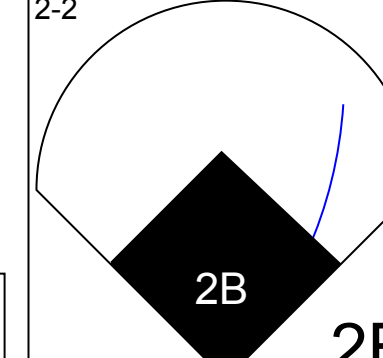
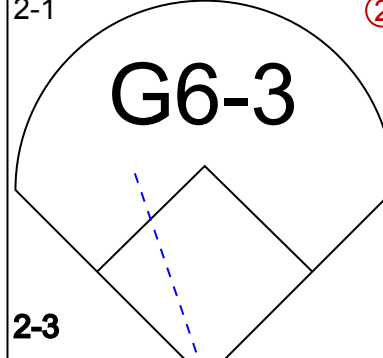
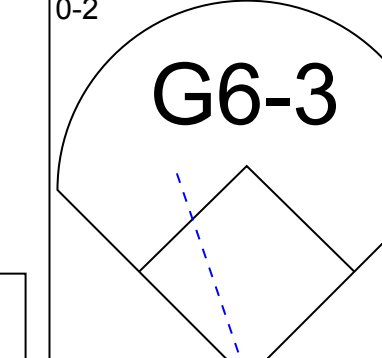
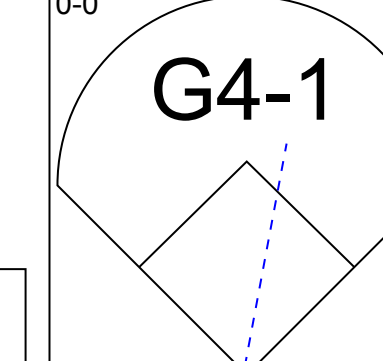
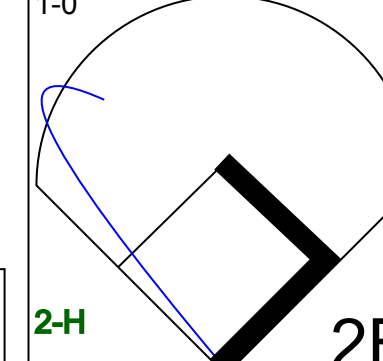
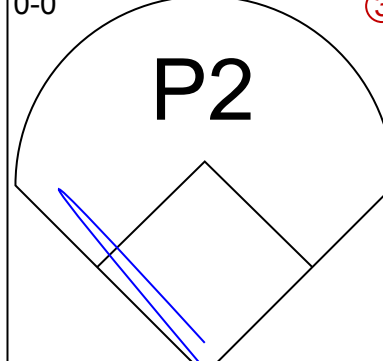
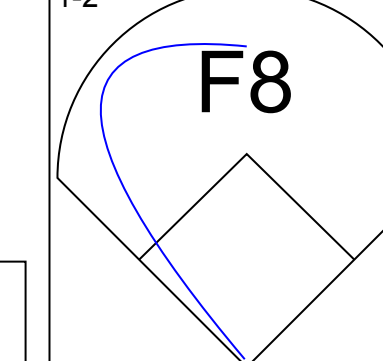
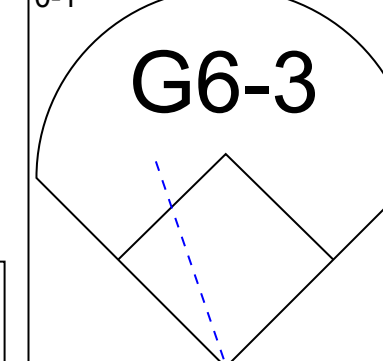
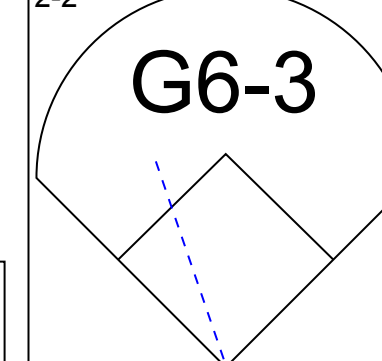
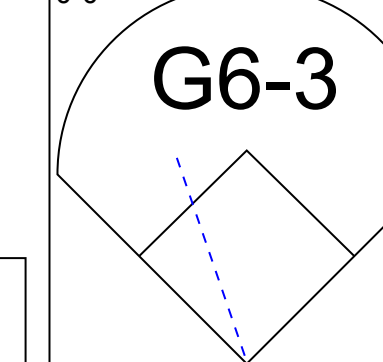
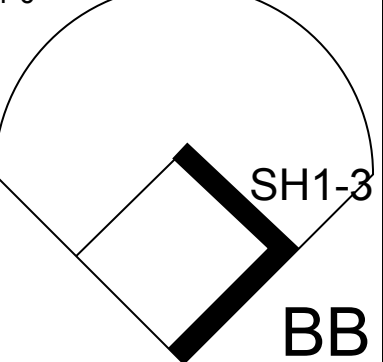
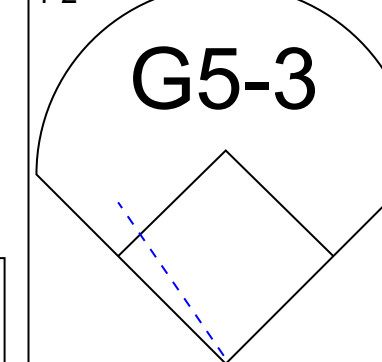
| | |
|-----|----|
| AB | 32 |
| R | 0 |
| H | 5 |
| RBI | 0 |
| BB | 0 |
| SO | 3 |
| LOB | 10 |



| Batter | 1 | 2 | 3 | 4 | 5 | 6 | 7 | 8 | 9 | AB | R | H | RBI | BB | SO | LOB | TOP | | | |
|--|---|----------------------------------|------------------------------|----------------------------------|------------------------------|----------------------------------|------------------------------|----------------------------------|------------------------------|---------------------------------|-------------------------------|----------------------------------|-------------------------------|----------------------------------|------------------------------|---------------------------------|---|------------------------------------|----------------------------------|--------|
| Andres Torres, S OBP: 0.295, SLG: 0.244 | G4-3 | | SH1-3 | | | F8 | | K | | 3 | 0 | 0 | 0 | 0 | 1 | 0 | Detroit Tigers @ Tampa Bay Devil Rays Tropicana Field, St. Petersburg, FL Fri May 09 2003, 7:15 PM EDT Att. 8,894 - Dome - 72 F | | | |
| 20 Omar Infante, R OBP: 0.299, SLG: 0.290 | P3 | | F9 | | | BB | | G6-3 | | 3 | 0 | 0 | 0 | 1 | 0 | | | | | |
| Bobby Higginson, L OBP: 0.384, SLG: 0.391 | BB | | G6-3 | | | BB | | BB | | 1 | 0 | 0 | 0 | 3 | 0 | 1 | | | | |
| Dmitri Young, S OBP: 0.290, SLG: 0.411 | BB | | | | F9 | | | BB | | 2 | 0 | 0 | 0 | 2 | 0 | 2 | | | | |
| Dean Palmer, R OBP: 0.235, SLG: 0.163 | F9 | | | | K | | | BB | | 4 | 0 | 1 | 0 | 0 | 2 | 4 | | | | |
| Craig Monroe, R OBP: 0.349, SLG: 0.456 | | K | | | G4-3 | | | F8 | | 4 | 0 | 0 | 0 | 0 | 1 | 1 | | | | |
| Carlos Pena, L OBP: 0.252, SLG: 0.310 | G4-3 | | | | | G4-6-3 HBP | | F7 | | 3 | 0 | 0 | 0 | 0 | 0 | 1 | | | | |
| Shane Halter, R OBP: 0.250, SLG: 0.320 | P4 | | | | G4-6-3 | | | K | | 4 | 0 | 1 | 0 | 0 | 1 | 1 | | | | |
| 15 Brandon Inge, R OBP: 0.227, SLG: 0.218 | | | E5 20 F9 SH1-3 | | | F7 | | K | | 3 | 0 | 0 | 0 | 0 | 1 | 2 | | | | |
| Inning Stats | R: 0 E: 0 K: 1 S: 15 | H: 0 LOB: 2 BB: 2 P: 29 | R: 0 E: 0 K: 1 S: 8 | H: 0 LOB: 0 BB: 0 P: 13 | R: 0 E: 1 K: 0 S: 9 | H: 0 LOB: 1 BB: 0 P: 15 | R: 0 E: 0 K: 1 S: 9 | H: 0 LOB: 0 BB: 0 P: 13 | R: 0 E: 0 K: 0 S: 4 | H: 0 LOB: 1 BB: 2 P: 6 | R: 0 E: 0 K: 1 S: 10 | H: 2 LOB: 2 BB: 0 P: 14 | R: 0 E: 0 K: 2 S: 12 | H: 0 LOB: 2 BB: 2 P: 21 | R: 0 E: 0 K: 1 S: 8 | H: 0 LOB: 0 BB: 0 P: 9 | 1B: 2 2B: 0 3B: 0 HR: 0 | SF: 0 SAC: 1 DP: 2 HBP: 1 | WP: 0 PB: 0 SB: 0 CS: 0 | PA: 35 |
| PITCHER | IP WLS BF H R ER SO BB IBB HBP BLK WP HR S P ERA WHIP | | | | | | | | | | | | | | | | | | | |
| Jim Parque, L ERA: 9.24 | (1, 1) 6.0 W 23 1 0 0 2 4 0 1 0 0 0 0 57 100 0.00 0.833 | | | | | | | | | | | | | | | | | | | |
| Travis Harper, R ERA: 3.24 | (7, 1) 1.2 H 6 1 0 0 2 0 0 0 0 0 0 0 10 15 0.00 0.600 | | | | | | | | | | | | | | | | | | | |
| John Rocker, L ERA: | (8, 1) 0.0 2 0 0 0 2 0 0 0 0 0 0 0 5 13 ∞ ∞ | | | | | | | | | | | | | | | | | | | |
| Lance Carter, R ERA: 3.38 | (8, 1) 1.1 S 4 0 0 0 2 0 0 0 0 0 0 0 11 13 0.00 0.000 | | | | | | | | | | | | | | | | | | | |

| Batter | 1 | 2 | 3 | 4 | 5 | 6 | 7 | 8 | 9 | AB | R | H | RBI | BB | SO | LOB | BOTTOM | | | |
|---|--|----------------------------------|------------------------------|---------------------------------|-------------------------------|----------------------------------|------------------------------|----------------------------------|------------------------------|---------------------------------|------------------------------|---------------------------------|-------------------------------|----------------------------------|-------------------------------|----------------------------------|---|------------------------------------|----------------------------------|--------|
| 13 Carl Crawford, L OBP: 0.266, SLG: 0.313 | BB | | L9 | | | FC1-2 | | K | | 4 | 0 | 2 | 0 | 0 | 1 | 0 | Detroit Tigers @ Tampa Bay Devil Rays Tropicana Field, St. Petersburg, FL Fri May 09 2003, 7:15 PM EDT Att. 8,894 - Dome - 72 F | | | |
| Marlon Anderson, L OBP: 0.350, SLG: 0.327 | K | | G4-3 | | FC1-2 | | F8 | | 4 | 0 | 0 | 0 | 0 | 1 | 2 | | | | | |
| 5 Rocco Baldelli, R OBP: 0.379, SLG: 0.503 | K | | 1B | | G5-3 | | | G4-1 2B | | 4 | 1 | 2 | 0 | 0 | 1 | 2 | | | | |
| Aubrey Huff, L OBP: 0.361, SLG: 0.536 | BB | | K2-3 | | | | F7 | G4-1 | | 3 | 0 | 0 | 0 | 1 | 1 | 2 | | | | |
| Travis Lee, L OBP: 0.351, SLG: 0.420 | BB | | | | F7 | | HR | P2 | | 3 | 1 | 1 | 1 | 1 | 0 | 1 | | | | |
| Al Martin, L OBP: 0.337, SLG: 0.378 | F8 | | | | E5 | | | 2B | | 3 | 0 | 2 | 0 | 0 | 0 | 3 | | | | |
| Terry Shumpert, R OBP: 0.256, SLG: 0.472 | | | | | 1B | | | 2B | | 0 | 0 | 0 | 0 | 0 | 0 | 0 | | | | |
| Jason Tyner, L OBP: 1.000, SLG: 2.000 | | | | | | | | 2B | | 1 | 0 | 1 | 1 | 0 | 0 | 0 | | | | |
| Damion Easley, R OBP: 0.211, SLG: 0.297 | | B1-3 | | | G5-3 | | | F9 | | 4 | 0 | 0 | 0 | 0 | 0 | 3 | | | | |
| Javier Valentin, S OBP: 0.268, SLG: 0.316 | | G5-3 | | | F8 | | | F7 | | 3 | 0 | 0 | 0 | 0 | 0 | 2 | | | | |
| Felix Escalona, R OBP: 0.268, SLG: 0.316 | | G6-3 | | | | G6-3 | | K2-3 | | 3 | 0 | 0 | 0 | 0 | 1 | 0 | | | | |
| Inning Stats | R: 0 E: 0 K: 2 S: 12 | H: 1 LOB: 3 BB: 2 P: 22 | R: 0 E: 0 K: 0 S: 5 | H: 0 LOB: 0 BB: 0 P: 8 | R: 0 E: 0 K: 1 S: 10 | H: 1 LOB: 1 BB: 0 P: 14 | R: 0 E: 1 K: 0 S: 8 | H: 1 LOB: 1 BB: 0 P: 15 | R: 0 E: 0 K: 0 S: 5 | H: 1 LOB: 1 BB: 0 P: 9 | R: 1 E: 0 K: 0 S: 5 | H: 2 LOB: 1 BB: 0 P: 8 | R: 0 E: 0 K: 2 S: 11 | H: 0 LOB: 0 BB: 0 P: 18 | R: 1 E: 0 K: 0 S: 11 | H: 2 LOB: 1 BB: 0 P: 17 | 1B: 3 2B: 2 3B: 2 HR: 1 | SF: 0 SAC: 0 DP: 0 HBP: 0 | WP: 0 PB: 0 SB: 1 CS: 0 | PA: 34 |
| PITCHER | IP WLS BF H R ER SO BB IBB HBP BLK WP HR S P ERA WHIP | | | | | | | | | | | | | | | | | | | |
| Adam Bernero, R ERA: 4.87 | (1, 1) 7.0 L 30 7 2 2 2 2 0 0 0 0 0 0 59 97 2.57 1.286 | | | | | | | | | | | | | | | | | | | |
| Jamie Walker, L ERA: 2.79 | (8, 1) 0.2 2 0 0 0 0 0 0 0 0 0 0 0 5 9 0.00 0.000 | | | | | | | | | | | | | | | | | | | |
| Chris Spurling, R ERA: 3.38 | (8, 1) 0.1 2 1 0 0 0 0 0 0 0 0 0 0 3 5 0.00 3.000 | | | | | | | | | | | | | | | | | | | |

| Batter | 1 | 2 | 3 | 4 | 5 | 6 | 7 | 8 | 9 | AB | R | H | RBI | BB | SO | LOB | TOP | | | | | |
|--|---|---|---|---|--|---|---|---|---|----------------------------------|-------------------------------|----------------------------------|------------------------------|----------------------------------|-------------------------------|----------------------------------|--|------------------------------------|----------------------------------|--------|--|--|
| Andres Torres, S OBP: 0.277, SLG: 0.227 |  | |  | |  | |  | | | 3 | 0 | 0 | 0 | 0 | 1 | 2 | Detroit Tigers @ Tampa Bay Devil Rays Tropicana Field, St. Petersburg, FL Sat May 10 2003, 6:15 PM EDT Att: 12,325 - Dome - 72 F | | | | | |
| Shane Halter, R OBP: 0.250, SLG: 0.316 |  | |  | |  | | |  | | 4 | 0 | 1 | 0 | 0 | 0 | 2 | | | | | | |
| Bobby Higginson, L OBP: 0.376, SLG: 0.381 Gene Kingsale, S OBP: 0.338, SLG: 0.303 |  | | |  | |  | |  | | 3 | 0 | 0 | 0 | 0 | 2 | 0 | | | | | | |
| Dmitri Young, S OBP: 0.289, SLG: 0.405 | |  | |  | |  | |  | | 4 | 0 | 1 | 0 | 0 | 3 | 1 | | | | | | |
| Carlos Pena, L OBP: 0.252, SLG: 0.308 | |  | |  | |  | |  | | 4 | 0 | 1 | 0 | 0 | 1 | 2 | | | | | | |
| Craig Monroe, R OBP: 0.343, SLG: 0.433 |  | | |  | | |  | |  | 3 | 0 | 0 | 0 | 1 | 1 | 1 | | | | | | |
| Eric Munson, L OBP: 0.277, SLG: 0.349 |  | | |  | | |  | |  | 4 | 1 | 1 | 1 | 0 | 1 | 3 | | | | | | |
| 15 Brandon Inge, R OBP: 0.239, SLG: 0.235 | | |  | |  | |  | |  | 3 | 0 | 1 | 0 | 1 | 0 | 0 | | | | | | |
| Ramon Santiago, S OBP: 0.307, SLG: 0.282 | | |  | |  | |  | |  | 4 | 0 | 2 | 0 | 0 | 2 | 2 | | | | | | |
| Inning Stats | R: 0 E: 0 K: 1 S: 7 | H: 0 LOB: 0 BB: 0 P: 11 | R: 0 E: 0 K: 3 S: 12 | H: 1 LOB: 1 BB: 0 P: 18 | R: 0 E: 0 K: 1 S: 10 | H: 0 LOB: 1 BB: 1 P: 15 | R: 0 E: 0 K: 1 S: 11 | H: 1 LOB: 2 BB: 1 P: 20 | R: 0 E: 0 K: 3 S: 10 | H: 0 LOB: 0 BB: 0 P: 18 | R: 1 E: 0 K: 0 S: 16 | H: 2 LOB: 1 BB: 0 P: 23 | R: 0 E: 0 K: 1 S: 8 | H: 1 LOB: 1 BB: 0 P: 13 | R: 0 E: 0 K: 1 S: 10 | H: 1 LOB: 1 BB: 0 P: 16 | 1B: 4 2B: 2 3B: 0 HR: 1 | SF: 0 SAC: 2 DP: 0 HBP: 0 | WP: 0 PB: 0 SB: 0 CS: 0 | PA: 36 | | |
| PITCHER | IP | WLS | BF | H | R | ER | SO | BB | IBB | HBP | BLK | WP | HR | S | P | ERA | WHIP | | | | | |
| Seth McClung, R ERA: 4.66 | (1, 1) | 7.0 | W | 28 | 5 | 1 | 1 | 9 | 2 | 0 | 0 | 0 | 0 | 1 | 71 | 112 | 1.29 | 1.000 | | | | |
| Al Levine, R ERA: 1.55 | (8, 1) | 1.0 | H | 4 | 1 | 0 | 0 | 1 | 0 | 0 | 0 | 0 | 0 | 8 | 13 | 0.00 | 1.000 | | | | | |
| Lance Carter, R ERA: 3.22 | (9, 1) | 1.0 | S | 4 | 1 | 0 | 0 | 1 | 0 | 0 | 0 | 0 | 0 | 10 | 16 | 0.00 | 1.000 | | | | | |

| Batter | 1 | 2 | 3 | 4 | 5 | 6 | 7 | 8 | 9 | AB | R | H | RBI | BB | SO | LOB | BOTTOM | | | | | |
|---|---|---|---|---|--|---|---|---|------------------------------|----------------------------------|------------------------------|---------------------------------|-------------------------------|----------------------------------|------------------------------|----------------------------------|--|------------------------------------|----------------------------------|--------|--|--|
| Jason Tyner, L OBP: 0.500, SLG: 1.000 |  | |  | |  | |  | | | 3 | 1 | 1 | 0 | 0 | 0 | 0 | Detroit Tigers @ Tampa Bay Devil Rays Tropicana Field, St. Petersburg, FL Sat May 10 2003, 6:15 PM EDT Att: 12,325 - Dome - 72 F | | | | | |
| 13 Carl Crawford, L OBP: 0.286, SLG: 0.318 |  | |  | |  | |  | | | 4 | 0 | 1 | 1 | 0 | 1 | 1 | | | | | | |
| Aubrey Huff, L OBP: 0.358, SLG: 0.549 |  | |  | |  | |  | | | 4 | 1 | 1 | 1 | 0 | 2 | 2 | | | | | | |
| Travis Lee, L OBP: 0.356, SLG: 0.435 |  | | |  | |  | |  | | 4 | 0 | 2 | 0 | 0 | 0 | 0 | | | | | | |
| Al Martin, L OBP: 0.337, SLG: 0.376 Terry Shumpert, R OBP: 0.250, SLG: 0.459 |  | | |  | |  | |  | | 3 | 0 | 1 | 0 | 0 | 0 | 1 | | | | | | |
| Marlon Anderson, L OBP: 0.347, SLG: 0.333 |  | | |  | |  | |  | | 4 | 1 | 1 | 0 | 0 | 0 | 3 | | | | | | |
| Javier Valentin, S OBP: 0.273, SLG: 0.341 | | |  | |  | |  | | | 3 | 0 | 1 | 1 | 0 | 0 | 1 | | | | | | |
| Damon Easley, R OBP: 0.203, SLG: 0.286 | |  | | |  | | |  | | 3 | 0 | 0 | 0 | 0 | 0 | 1 | | | | | | |
| Felix Escalona, R OBP: 0.273, SLG: 0.341 | |  | | | |  | |  | | 2 | 0 | 0 | 0 | 1 | 0 | 0 | | | | | | |
| Inning Stats | R: 1 E: 0 K: 1 S: 14 | H: 3 LOB: 2 BB: 0 P: 20 | R: 0 E: 0 K: 0 S: 5 | H: 0 LOB: 0 BB: 0 P: 6 | R: 0 E: 0 K: 0 S: 6 | H: 0 LOB: 0 BB: 0 P: 8 | R: 1 E: 0 K: 0 S: 11 | H: 2 LOB: 1 BB: 0 P: 18 | R: 0 E: 0 K: 1 S: 8 | H: 1 LOB: 1 BB: 1 P: 14 | R: 0 E: 0 K: 0 S: 5 | H: 1 LOB: 0 BB: 0 P: 7 | R: 1 E: 0 K: 1 S: 14 | H: 2 LOB: 1 BB: 0 P: 21 | R: 0 E: 0 K: 0 S: 8 | H: 0 LOB: 0 BB: 0 P: 10 | 1B: 2 2B: 5 3B: 0 HR: 1 | SF: 0 SAC: 1 DP: 0 HBP: 0 | WP: 0 PB: 0 SB: 0 CS: 0 | PA: 33 | | |
| PITCHER | IP | WLS | BF | H | R | ER | SO | BB | IBB | HBP | BLK | WP | HR | S | P | ERA | WHIP | | | | | |
| 38 Jeremy Bonderman, R ERA: 5.59 | (1, 1) | 6.2 | L | 29 | 8 | 3 | 3 | 2 | 1 | 0 | 0 | 0 | 0 | 1 | 60 | 90 | 4.05 | 1.350 | | | | |
| Wilfredo Ledezma, L ERA: 4.4 | (7, 1) | 1.1 | | 4 | 0 | 0 | 0 | 1 | 0 | 0 | 0 | 0 | 0 | 11 | 14 | 0.00 | 0.000 | | | | | |

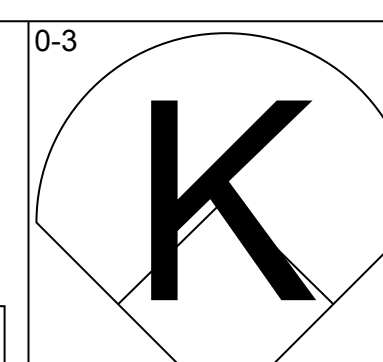
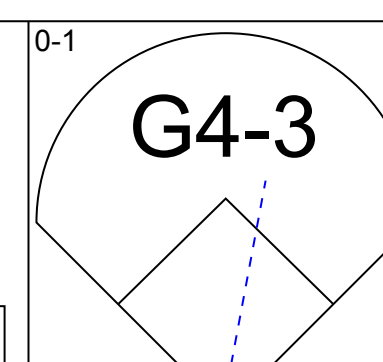
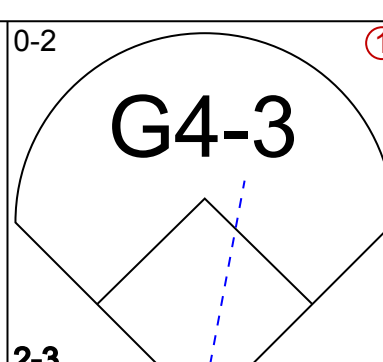
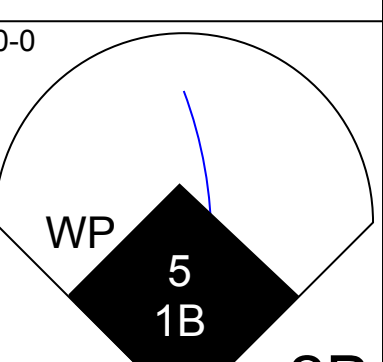
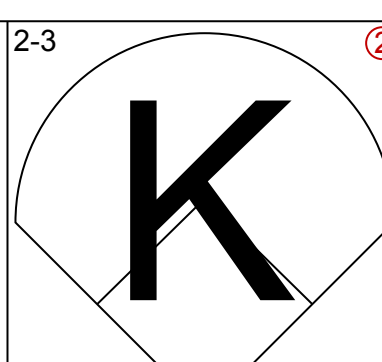
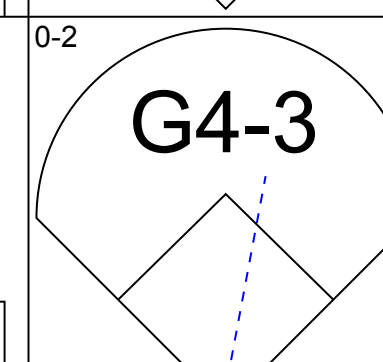
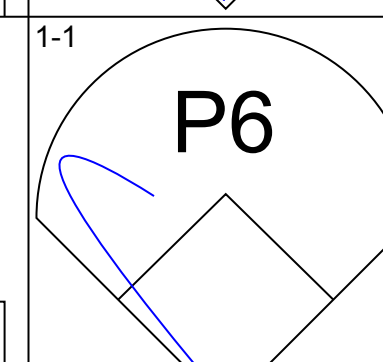
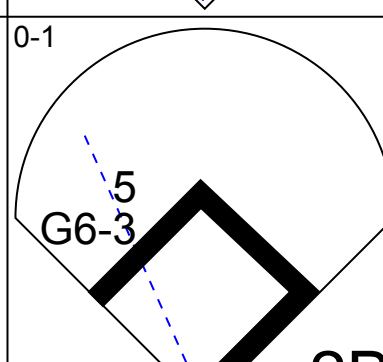
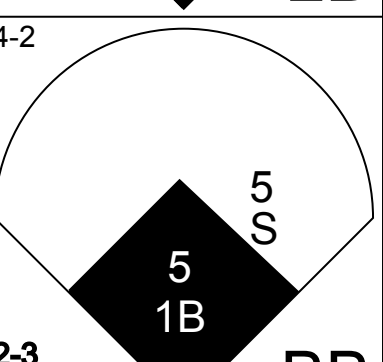
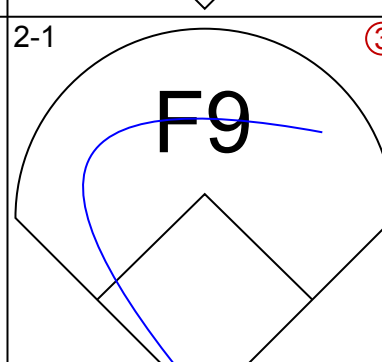
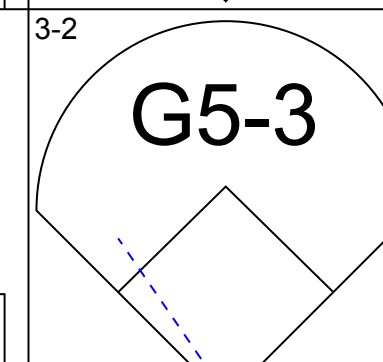
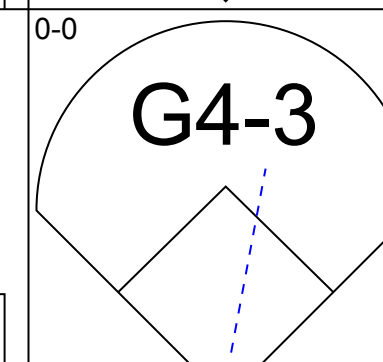
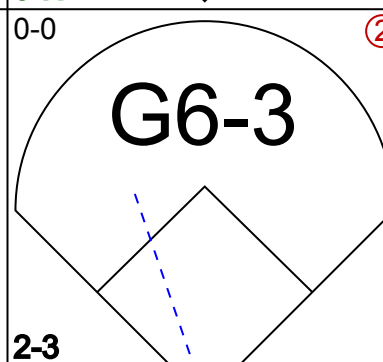
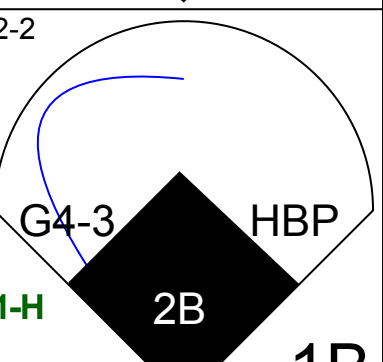
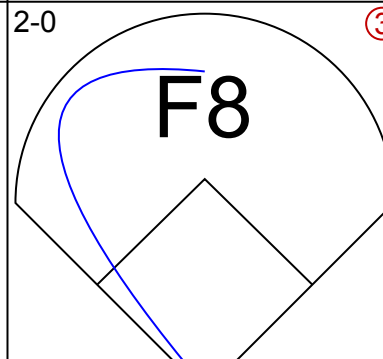
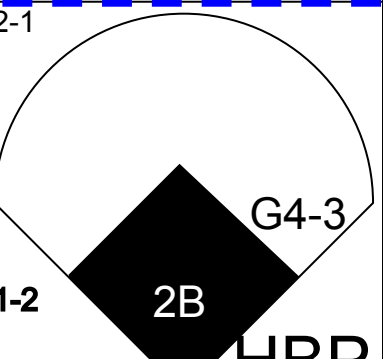
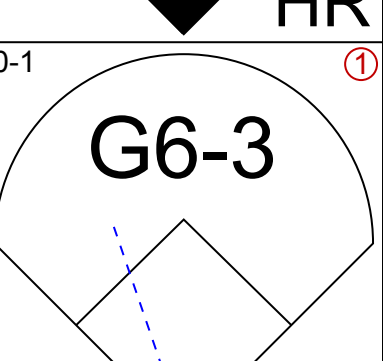
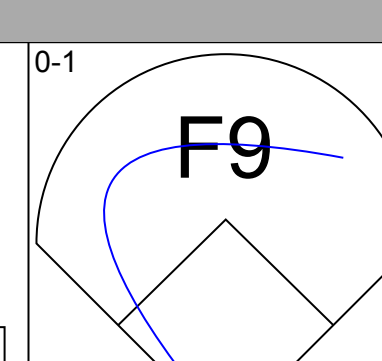

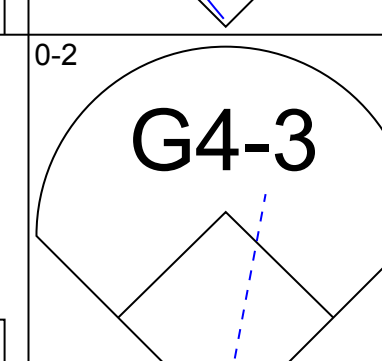
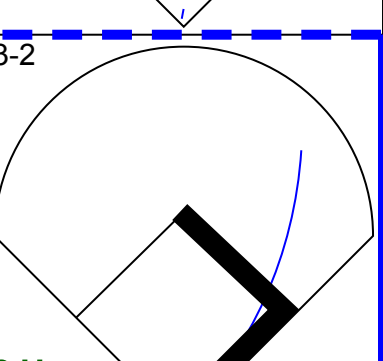
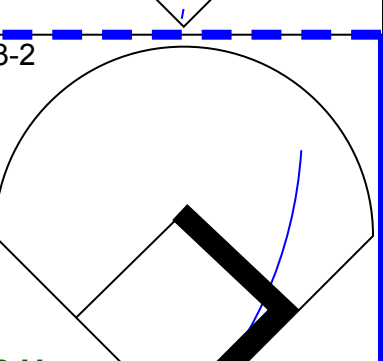
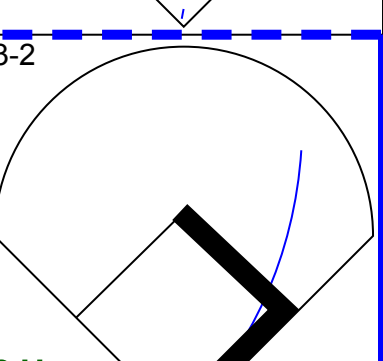
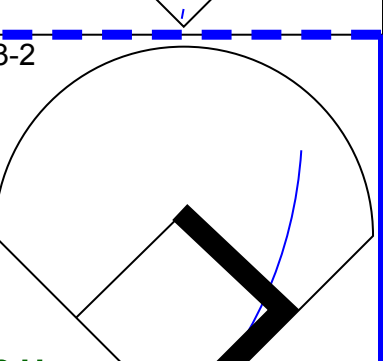

| Batter | 1 | 2 | 3 | 4 | 5 | 6 | 7 | 8 | 9 | AB | R | H | RBI | BB | SO | LOB | TOP | | | | | | | | |
|---|-------------------------------|----------------------------------|-------------------------------|----------------------------------|-------------------------------|----------------------------------|-------------------------------|----------------------------------|------------------------------|----------------------------------|------------------------------|----------------------------------|------------------------------|---------------------------------|------------------------------|----------------------------------|---|----------------------------------|-----------------------------------|------------------------------------|----------------------------------|--------|--|--|--|
| Andres Torres, S OBP: 0.308, SLG: 0.292 (1, 8) | 0-2 1B | 4-2 1B | 1-1 1B | | 1-0 L6 | | | 2-0 P6 | | 4 | 2 | 2 | 0 | 1 | 0 | 2 | Detroit Tigers @ Tampa Bay Devil Rays Tropicana Field, St. Petersburg, FL Sun May 11 2003, 1:15 PM EDT Att. 9,259 - Dome - 72 F | | | | | | | | |
| Shane Halter, R OBP: 0.270, SLG: 0.333 (1, 6) | 2-2 3B | 0-0 1B | 1-0 1B | | 0-0 FC6-4 | | | 0-3 K | | 5 | 2 | 3 | 2 | 0 | 1 | 2 | | | | | | | | | |
| Bobby Higginson, L OBP: 0.377, SLG: 0.382 (1, 9) | 0-0 F8 | 1-0 E 1B | 2-2 G1-3 | | | 1-1 G4-6-3 1B | | 2-0 F9 | | 5 | 1 | 2 | 1 | 0 | 0 | 2 | | | | | | | | | |
| Dmitri Young, S OBP: 0.301, SLG: 0.438 (1, 10) | 1-0 1B | 1-1 E8 | | 3-1 L9 | | 1-0 G4-6-3 1B | | 0-0 1B SF9 | | 5 | 2 | 3 | 2 | 0 | 0 | 1 | | | | | | | | | |
| Carlos Pena, L OBP: 0.267, SLG: 0.324 (1, 3) | 0-1 S 1B | 0-1 SF7 | | 1-2 F8 | | 2-1 1B | | 1-1 BB E 1B | | 4 | 0 | 3 | 2 | 0 | 0 | 0 | | | | | | | | | |
| Craig Monroe, R OBP: 0.319, SLG: 0.406 (1, 7) | 0-0 F7 | 1-1 G6-3 | | 0-2 K | | 1-3 K | | 0-0 SF9 | | 4 | 0 | 0 | 1 | 0 | 2 | 3 | | | | | | | | | |
| Eric Munson, L OBP: 0.303, SLG: 0.388 (1, 5) | 4-2 1-2 BB | | 3-2 HR | | 4-0 1B BB | | 1-2 G3-1 | | 4-2 2-3 BB | 2 | 1 | 1 | 1 | 3 | 0 | 0 | | | | | | | | | |
| Matt Walbeck, S OBP: 0.065, SLG: 0.097 (1, 2) | 1-3 K | | 1-0 G5-3 | | 1-2 P4 | | 0-1 P3 | | 2-3 K | 5 | 0 | 0 | 0 | 0 | 2 | 4 | | | | | | | | | |
| Ramon Santiago, S OBP: 0.315, SLG: 0.284 (1, 4) | | 0-1 G6-3 | 4-1 1B BB | | 0-0 FC6-4 1B | | 0-0 G4-3 | | | 3 | 1 | 1 | 0 | 1 | 0 | 0 | | | | | | | | | |
| Inning Stats | R: 3 E: 0 K: 1 S: 20 | H: 4 LOB: 2 BB: 1 P: 28 | R: 3 E: 1 K: 0 S: 12 | H: 3 LOB: 1 BB: 1 P: 19 | R: 2 E: 0 K: 0 S: 11 | H: 3 LOB: 1 BB: 1 P: 23 | R: 0 E: 0 K: 1 S: 10 | H: 0 LOB: 0 BB: 0 P: 14 | R: 0 E: 0 K: 0 S: 7 | H: 1 LOB: 2 BB: 1 P: 13 | R: 0 E: 0 K: 1 S: 8 | H: 2 LOB: 1 BB: 0 P: 13 | R: 0 E: 0 K: 0 S: 6 | H: 0 LOB: 0 BB: 0 P: 7 | R: 0 E: 0 K: 1 S: 6 | H: 0 LOB: 0 BB: 0 P: 10 | R: 1 E: 1 K: 1 S: 9 | H: 2 LOB: 1 BB: 1 P: 16 | 1B: 11 2B: 1 3B: 2 HR: 1 | SF: 2 SAC: 0 DP: 1 HBP: 0 | WP: 0 PB: 0 SB: 1 CS: 0 | PA: 44 | | | |
| PITCHER | IP | WLS | BF | H | R | ER | SO | BB | IBB | HBP | BLK | WP | HR | S | P | ERA | WHIP | | | | | | | | |
| Jorge Sosa, R ERA: 5.6 (1, 1) | 1.1 | L | 12 | 6 | 6 | 5 | 1 | 2 | 0 | 0 | 0 | 0 | 0 | 26 | 39 | 33.75 | 6.000 | | | | | | | | |
| Nick Eiberbrodt, L ERA: 9.0 (2, 1) | 4.1 | | 20 | 7 | 2 | 2 | 1 | 2 | 0 | 0 | 0 | 0 | 1 | 39 | 67 | 4.15 | 2.077 | | | | | | | | |
| Jesus Colome, R ERA: 5.0 (6, 1) | 3.1 | | 12 | 2 | 1 | 1 | 3 | 1 | 0 | 0 | 0 | 0 | 0 | 24 | 37 | 2.70 | 0.900 | | | | | | | | |

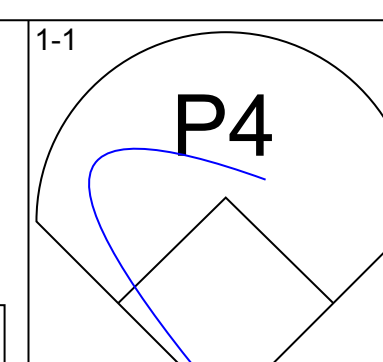
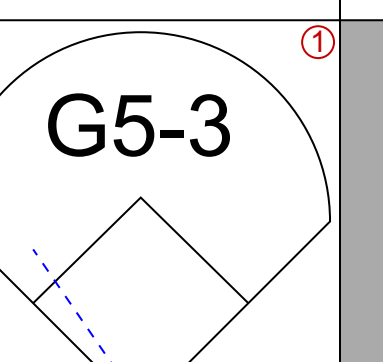
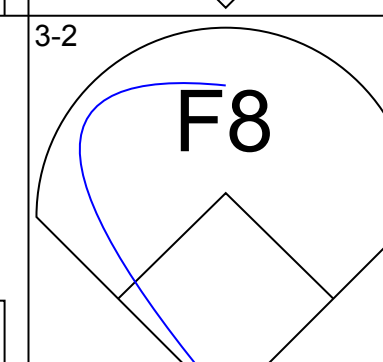
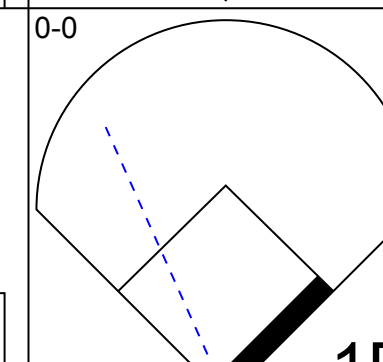
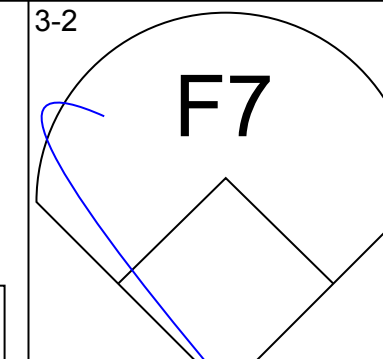
| Batter | 1 | 2 | 3 | 4 | 5 | 6 | 7 | 8 | 9 | AB | R | H | RBI | BB | SO | LOB | BOTTOM | | | | | | | | |
|--|------------------------------|---------------------------------|------------------------------|----------------------------------|-------------------------------|----------------------------------|------------------------------|----------------------------------|------------------------------|----------------------------------|------------------------------|----------------------------------|------------------------------|---------------------------------|------------------------------|----------------------------------|---|----------------------------------|----------------------------------|------------------------------------|----------------------------------|--------|--|--|--|
| Jason Tynes, L OBP: 0.375, SLG: 0.750 (1, 9) | 0-1 L9 | | 2-1 2B | | 1-0 G6-3 | | 1-0 G3 | | | 4 | 0 | 1 | 0 | 0 | 0 | 1 | Detroit Tigers @ Tampa Bay Devil Rays Tropicana Field, St. Petersburg, FL Sun May 11 2003, 1:15 PM EDT Att. 9,259 - Dome - 72 F | | | | | | | | |
| 13 Carl Crawford, L OBP: 0.272, SLG: 0.323 (1, 7) | 1-0 PO 1B | | 2-2 G6-3 | | 0-0 F8 | | | 0-1 5 L3 1B | | 4 | 0 | 2 | 0 | 0 | 0 | 2 | | | | | | | | | |
| 5 Rocco Baldelli, R OBP: 0.369, SLG: 0.490 (1, 8) | 0-0 B2 | | | 0-1 G6-3 | | 0-1 G6-3 | | 2-1 SAFE L3 | | 4 | 0 | 0 | 0 | 0 | 0 | 2 | | | | | | | | | |
| Aubrey Huff, L OBP: 0.362, SLG: 0.575 (1, 10) | 0-0 PO | 1-0 G4-3 | | 3-1 G6-3 1B | | 2-0 HR | | 2-1 G6-3 | | 4 | 2 | 2 | 1 | 0 | 0 | 0 | | | | | | | | | |
| Travis Lee, L OBP: 0.352, SLG: 0.427 (1, 3) | | 2-2 G3 | | 1-1 G6-3 | | 0-0 1B | | 2-1 P6 | | 4 | 0 | 1 | 0 | 0 | 0 | 1 | | | | | | | | | |
| Marlon Anderson, L OBP: 0.352, SLG: 0.333 (1, 4) | | 4-2 BB | | 2-1 1B | | 1-2 L8 | | 2-3 K | | 3 | 0 | 1 | 1 | 1 | 1 | 1 | | | | | | | | | |
| Toby Hall, R OBP: 0.284, SLG: 0.340 (1, 2) | | 0-0 P4 | | 3-1 F7 | | 0-0 F7 | | 0-1 P4 | | 4 | 0 | 0 | 0 | 0 | 0 | 3 | | | | | | | | | |
| Damon Easley, R OBP: 0.195, SLG: 0.275 (1, 5) | | | 2-1 G6-3 | | 1-0 G6-3 | | 0-3 K | | | 3 | 0 | 0 | 0 | 0 | 1 | 0 | | | | | | | | | |
| Felix Escalona, R OBP: 0.133, SLG: 0.143 (1, 6) | | | 1-2 G4-3 | | 2-2 G6-3 2B | | 0-1 G4-3 | | | 3 | 0 | 1 | 0 | 0 | 0 | 0 | | | | | | | | | |
| Inning Stats | R: 0 E: 0 K: 0 S: 4 | H: 1 LOB: 0 BB: 0 P: 5 | R: 0 E: 0 K: 0 S: 9 | H: 0 LOB: 1 BB: 1 P: 16 | R: 0 E: 0 K: 0 S: 10 | H: 1 LOB: 0 BB: 0 P: 17 | R: 1 E: 0 K: 0 S: 9 | H: 2 LOB: 1 BB: 0 P: 16 | R: 0 E: 0 K: 0 S: 7 | H: 1 LOB: 1 BB: 0 P: 11 | R: 1 E: 0 K: 1 S: 8 | H: 2 LOB: 1 BB: 0 P: 11 | R: 0 E: 0 K: 0 S: 6 | H: 0 LOB: 0 BB: 0 P: 7 | R: 0 E: 0 K: 0 S: 6 | H: 1 LOB: 0 BB: 0 P: 10 | R: 0 E: 0 K: 1 S: 7 | H: 0 LOB: 0 BB: 0 P: 11 | 1B: 4 2B: 4 3B: 0 HR: 1 | SF: 0 SAC: 0 DP: 1 HBP: 0 | WP: 0 PB: 0 SB: 0 CS: 0 | PA: 35 | | | |
| PITCHER | IP | WLS | BF | H | R | ER | SO | BB | IBB | HBP | BLK | WP | HR | S | P | ERA | WHIP | | | | | | | | |
| 34 Nate Cornejo, R ERA: 2.66 (7, 1) | 1.0 | | 3 | 0 | 0 | 0 | 1 | 0 | 0 | 0 | 0 | 0 | 0 | 6 | 7 | 0.00 | 0.000 | | | | | | | | |
| Franklyn German, R ERA: 4.5 (8, 1) | 1.0 | | 3 | 1 | 0 | 0 | 0 | 0 | 0 | 0 | 0 | 0 | 0 | 6 | 10 | 0.00 | 1.000 | | | | | | | | |
| Steve Avery, L ERA: 3.43 (9, 1) | 1.0 | | 3 | 0 | 0 | 0 | 1 | 0 | 0 | 0 | 0 | 0 | 0 | 7 | 11 | 0.00 | 0.000 | | | | | | | | |



| Batter | 1 | 2 | 3 | 4 | 5 | 6 | 7 | 8 | 9 | AB | R | H | RBI | BB | SO | LOB | TOP | | | | | |
|---|------------------------------|----------------------------------|-------------------------------|----------------------------------|------------------------------|----------------------------------|------------------------------|----------------------------------|-------------------------------|----------------------------------|------------------------------|----------------------------------|-------------------------------|----------------------------------|-------------------------------|----------------------------------|--|----------------------------------|----------------------------------|------------------------------------|----------------------------------|--------|
| 13 Carl Crawford, L OBP: 0.275, SLG: 0.325 | F7 | K | | CS 1B | | | K | | SH2-3 5 SF8 1B | 5 | 1 | 2 | 0 | 0 | 2 | 1 | Tampa Bay Devil Rays @ Toronto Blue Jays SkyDome, Toronto, ON Tue May 13 2003, 7:05 PM EDT Att: 14,007 - Dome - 72 F | | | | | |
| Marlon Anderson, L OBP: 0.345, SLG: 0.324 | K | FC6-4 BB | | CS | F7 | | K | | SH2-3 1-3 | 3 | 0 | 0 | 0 | 1 | 2 | 0 | | | | | | |
| 5 Rocco Baldelli, R OBP: 0.370, SLG: 0.510 | | FC6-4 1B | | | K | | HR | | SF8 | 4 | 1 | 2 | 2 | 0 | 1 | 2 | | | | | | |
| Aubrey Huff, L OBP: 0.351, SLG: 0.556 | F8 | | | | P4 | | L7 | | G4-3 3-H 3-1 | 5 | 0 | 0 | 0 | 0 | 0 | 1 | | | | | | |
| Travis Lee, L OBP: 0.349, SLG: 0.450 | | HR | G3 | | | G3-1 | | F7 | | 4 | 1 | 1 | 1 | 0 | 0 | 0 | | | | | | |
| Al Martin, L OBP: 0.333, SLG: 0.371 | | K | | 1B | | G4-3 | | G4-3 | | 4 | 0 | 1 | 0 | 0 | 1 | 0 | | | | | | |
| Toby Hall, R OBP: 0.300, SLG: 0.355 | | 18 BB 1B | F9 | | | 18 HR 1B | | 18 BB 1B | | 4 | 2 | 3 | 0 | 0 | 0 | 1 | | | | | | |
| 18 Jared Sandberg, R OBP: 0.750, SLG: 2.000 | | 1B | P3 | | | 1-H HR | | BB | | 3 | 2 | 2 | 2 | 1 | 0 | 0 | | | | | | |
| Felix Escalona, R OBP: 0.158, SLG: 0.167 | | 13 S 1B | | K | | K | | K | | 4 | 0 | 1 | 2 | 0 | 3 | 2 | | | | | | |
| Inning Stats | R: 0 E: 0 K: 1 S: 8 | H: 1 LOB: 1 BB: 0 P: 13 | R: 3 E: 0 K: 2 S: 18 | H: 4 LOB: 2 BB: 1 P: 30 | R: 0 E: 0 K: 0 S: 9 | H: 1 LOB: 1 BB: 0 P: 15 | R: 0 E: 0 K: 1 S: 8 | H: 1 LOB: 0 BB: 0 P: 13 | R: 0 E: 0 K: 1 S: 12 | H: 0 LOB: 0 BB: 0 P: 14 | R: 2 E: 0 K: 1 S: 9 | H: 2 LOB: 0 BB: 0 P: 12 | R: 1 E: 0 K: 2 S: 15 | H: 1 LOB: 0 BB: 0 P: 20 | R: 0 E: 0 K: 1 S: 12 | H: 1 LOB: 2 BB: 1 P: 21 | R: 1 E: 0 K: 0 S: 8 | H: 1 LOB: 0 BB: 0 P: 14 | 1B: 8 2B: 1 3B: 0 HR: 3 | SF: 1 SAC: 1 DP: 0 HBP: 0 | WP: 0 PB: 0 SB: 2 CS: 1 | PA: 41 |
| PITCHER | IP | WLS | BF | H | R | ER | SO | BB | IBB | HBP | BLK | WP | HR | S | P | ERA | WHIP | | | | | |
| Tanyon Sturtze, R ERA: 6.14 | 6.0 | L | 27 | 9 | 5 | 5 | 6 | 1 | 0 | 0 | 0 | 0 | 2 | 64 | 97 | 7.50 | 1.667 | | | | | |
| Trever Miller, L ERA: 5.52 | 7.1 | | 6 | 1 | 1 | 1 | 2 | 0 | 0 | 0 | 0 | 0 | 1 | 19 | 26 | 5.40 | 0.600 | | | | | |
| Jeff Tam, R ERA: 5.49 | 8.1 | | 6 | 2 | 1 | 1 | 1 | 1 | 0 | 0 | 0 | 0 | 0 | 14 | 24 | 9.00 | 3.000 | | | | | |
| Doug Creek, L ERA: 3.86 | 9.1 | | 1 | 0 | 0 | 0 | 0 | 0 | 0 | 0 | 0 | 0 | 0 | 2 | 5 | 0.00 | 0.000 | | | | | |

| Batter | 1 | 2 | 3 | 4 | 5 | 6 | 7 | 8 | 9 | AB | R | H | RBI | BB | SO | LOB | BOTTOM | | | | | |
|---|------------------------------|---------------------------------|-------------------------------|----------------------------------|-------------------------------|----------------------------------|-------------------------------|----------------------------------|-------------------------------|----------------------------------|------------------------------|----------------------------------|-------------------------------|----------------------------------|-------------------------------|----------------------------------|--|----------------------------------|----------------------------------|------------------------------------|----------------------------------|--------|
| Shannon Stewart, R OBP: 0.359, SLG: 0.422 | G4-6-3 1B | | G6-3 | | G6-3 | | K | | F9 | 5 | 0 | 1 | 0 | 0 | 1 | 0 | Tampa Bay Devil Rays @ Toronto Blue Jays SkyDome, Toronto, ON Tue May 13 2003, 7:05 PM EDT Att: 14,007 - Dome - 72 F | | | | | |
| Orlando Hudson, S OBP: 0.331, SLG: 0.402 | G4-6-3 1-2 | | | | P4 | | F7 | | HR | 4 | 1 | 1 | 1 | 1 | 0 | 1 | | | | | | |
| 10 Vernon Wells, R OBP: 0.304, SLG: 0.494 | F9 | | F8 | | | | 1B | | P3 | 4 | 0 | 1 | 0 | 1 | 0 | 1 | | | | | | |
| Carlos Delgado, L OBP: 0.448, SLG: 0.657 | | 2B | | K | P3 | | K | | | 4 | 0 | 1 | 0 | 0 | 2 | 2 | | | | | | |
| Tom Wilson, R OBP: 0.378, SLG: 0.486 | | BB | | K | | 1B FC5-4 1B | | L9 | | 3 | 1 | 1 | 0 | 1 | 1 | 0 | | | | | | |
| Josh Phelps, R OBP: 0.359, SLG: 0.463 | F9 | | | 2B 1B | | FC5-4 1B | | HR | | 4 | 2 | 3 | 1 | 0 | 0 | 2 | | | | | | |
| Eric Hinske, L OBP: 0.306, SLG: 0.386 | K | | | 2B 2B | | P5 | | K | | 4 | 1 | 1 | 0 | 0 | 2 | 4 | | | | | | |
| Jayson Werth, R OBP: 0.235, SLG: 0.485 | K | | | 2B | | FC5-4 1-2 | | K | | 4 | 0 | 1 | 3 | 0 | 2 | 3 | | | | | | |
| Chris Woodward, R OBP: 0.325, SLG: 0.373 | | | G5-3 | | G6-3 | | K | | F7 | 3 | 0 | 0 | 0 | 0 | 1 | 2 | | | | | | |
| Frank Catalanotto, L OBP: 0.361, SLG: 0.469 | | | | | | | | | | 1 | 0 | 0 | 0 | 0 | 0 | 0 | | | | | | |
| Inning Stats | R: 0 E: 0 K: 0 S: 5 | H: 1 LOB: 0 BB: 0 P: 6 | R: 0 E: 0 K: 2 S: 15 | H: 1 LOB: 2 BB: 1 P: 25 | R: 0 E: 0 K: 0 S: 13 | H: 0 LOB: 1 BB: 1 P: 23 | R: 2 E: 0 K: 2 S: 10 | H: 3 LOB: 1 BB: 0 P: 14 | R: 0 E: 0 K: 0 S: 12 | H: 0 LOB: 1 BB: 1 P: 18 | R: 1 E: 0 K: 1 S: 9 | H: 2 LOB: 1 BB: 0 P: 13 | R: 0 E: 0 K: 2 S: 10 | H: 1 LOB: 1 BB: 0 P: 14 | R: 1 E: 0 K: 2 S: 12 | H: 1 LOB: 0 BB: 0 P: 19 | R: 1 E: 0 K: 0 S: 12 | H: 1 LOB: 0 BB: 0 P: 16 | 1B: 5 2B: 3 3B: 0 HR: 2 | SF: 0 SAC: 0 DP: 1 HBP: 0 | WP: 0 PB: 0 SB: 0 CS: 0 | PA: 39 |
| PITCHER | IP | WLS | BF | H | R | ER | SO | BB | IBB | HBP | BLK | WP | HR | S | P | ERA | WHIP | | | | | |
| Joe Kennedy, L ERA: 5.65 | 6.0 | W | 27 | 7 | 3 | 3 | 5 | 3 | 0 | 0 | 0 | 0 | 0 | 0 | 0 | 4.50 | 1.667 | | | | | |
| Travis Harper, R ERA: 3.33 | 7.1 | H | 8 | 2 | 1 | 1 | 4 | 0 | 0 | 0 | 0 | 0 | 1 | 22 | 33 | 4.50 | 1.000 | | | | | |
| Lance Carter, R ERA: 3.47 | 9.1 | S | 4 | 1 | 1 | 1 | 0 | 0 | 0 | 0 | 0 | 0 | 1 | 12 | 16 | 9.00 | 1.000 | | | | | |

| Batter | 1 | 2 | 3 | 4 | 5 | 6 | 7 | 8 | 9 | AB | R | H | RBI | BB | SO | LOB | TOP | | | | | | | | |
|--|---|----------------------------------|------------------------------|---|------------------------------|---|------------------------------|---|---|----------------------------------|------------------------------|----------------------------------|-------------------------------|----------------------------------|-------------------------------|----------------------------------|---|----------------------------------|----------------------------------|------------------------------------|----------------------------------|--------|--|--|--|
| 13 Carl Crawford, L OBP: 0.273, SLG: 0.327 |  | | |  | |  | |  |  | 5 | 1 | 1 | 0 | 0 | 2 | 2 | <p>Tampa Bay Devil Rays @ Toronto Blue Jays</p> <p>SkyDome, Toronto, ON</p> <p>Wed May 14, 2003, 7:05 PM EDT</p> <p>Att: 29,013 - Dome - 72 F</p> | | | | | | | | |
| Marlon Anderson, L OBP: 0.351, SLG: 0.330 |  | | |  | |  | |  |  | 4 | 1 | 1 | 1 | 1 | 0 | 1 | | | | | | | | | |
| 5 Rocco Baldelli, R OBP: 0.367, SLG: 0.503 |  | | |  | |  | |  | | 4 | 1 | 1 | 2 | 0 | 0 | 1 | | | | | | | | | |
| Aubrey Huff, L OBP: 0.360, SLG: 0.578 | | | | | |  | |  | | 3 | 2 | 2 | 1 | 0 | 0 | 1 | | | | | | | | | |
| Travis Lee, L OBP: 0.345, SLG: 0.437 | | | | | |  | |  |  | 3 | 0 | 0 | 0 | 1 | 0 | 2 | | | | | | | | | |
| Al Martin, L OBP: 0.333, SLG: 0.370 | | | | | | | |  | | 3 | 0 | 1 | 0 | 0 | 0 | 1 | | | | | | | | | |
| Terry Shumpert, R OBP: 0.250, SLG: 0.459 | | | | | | | |  | | 0 | 0 | 0 | 0 | 0 | 0 | 0 | | | | | | | | | |
| Javier Valentin, S OBP: 0.289, SLG: 0.381 | | | | | | | |  | | 1 | 0 | 1 | 2 | 0 | 0 | 0 | | | | | | | | | |
| Antonio Perez, R OBP: 0.289, SLG: 0.381 | | | | | | | |  | | 0 | 0 | 0 | 0 | 0 | 0 | 0 | | | | | | | | | |
| Toby Hall, R OBP: 0.298, SLG: 0.351 | | | | | | | |  | | 4 | 0 | 1 | 0 | 0 | 1 | 2 | | | | | | | | | |
| 18 Jared Sandberg, R OBP: 0.375, SLG: 0.857 | | | | | | | | |  | 4 | 0 | 0 | 0 | 0 | 0 | 2 | | | | | | | | | |
| Felix Escalona, R OBP: 0.190, SLG: 0.250 | | | | | | | | | | 2 | 1 | 1 | 0 | 0 | 0 | 0 | | | | | | | | | |
| Jason Tyner, L OBP: 0.400, SLG: 0.700 | | | | | | | | | | 2 | 0 | 1 | 0 | 0 | 0 | 0 | | | | | | | | | |
| Inning Stats | R: 0 E: 0 K: 1 S: 11 | H: 0 LOB: 0 BB: 0 P: 14 | R: 0 E: 0 K: 0 S: 4 | H: 1 LOB: 0 BB: 1 P: 13 | R: 0 E: 0 K: 0 S: 7 | H: 0 LOB: 0 BB: 0 P: 8 | R: 0 E: 0 K: 0 S: 5 | H: 0 LOB: 0 BB: 0 P: 6 | R: 1 E: 0 K: 0 S: 7 | H: 2 LOB: 1 BB: 0 P: 10 | R: 1 E: 0 K: 0 S: 9 | H: 2 LOB: 1 BB: 0 P: 13 | R: 0 E: 0 K: 0 S: 12 | H: 1 LOB: 1 BB: 0 P: 13 | R: 4 E: 0 K: 1 S: 17 | H: 3 LOB: 1 BB: 1 P: 29 | R: 0 E: 0 K: 1 S: 10 | H: 1 LOB: 1 BB: 0 P: 17 | 1B: 5 2B: 4 3B: 0 HR: 1 | SF: 0 SAC: 0 DP: 1 HBP: 1 | WP: 1 PB: 0 SB: 1 CS: 1 | PA: 38 | | | |
| PITCHER | IP | WLS | BF | H | R | ER | SO | BB | IBB | HBP | BLK | WP | HR | S | P | ERA | WHIP | | | | | | | | |
| Cory Lidle, R ERA: 5.09 | 7.1 | W | 30 | 8 | 5 | 5 | 1 | 2 | 0 | 0 | 0 | 1 | 1 | 62 | 91 | 6.14 | 1.364 | | | | | | | | |
| Trevor Miller, L ERA: 5.0 | 0.1 | H | 2 | 0 | 0 | 0 | 0 | 0 | 0 | 1 | 0 | 0 | 0 | 3 | 5 | 0.00 | 0.000 | | | | | | | | |
| Aquilino Lopez, R ERA: 5.4 | 0.1 | H | 2 | 1 | 1 | 1 | 1 | 0 | 0 | 0 | 0 | 0 | 0 | 7 | 10 | 27.00 | 3.000 | | | | | | | | |
| Cliff Politte, R ERA: 3.06 | 1.0 | S | 4 | 1 | 0 | 0 | 1 | 0 | 0 | 0 | 0 | 0 | 0 | 10 | 17 | 0.00 | 1.000 | | | | | | | | |

| Batter | 1 | 2 | 3 | 4 | 5 | 6 | 7 | 8 | 9 | AB | R | H | RBI | BB | SO | LOB | BOTTOM | | | | | | | | |
|--|---|----------------------------------|-------------------------------|----------------------------------|------------------------------|---------------------------------|-------------------------------|----------------------------------|-------------------------------|----------------------------------|-------------------------------|----------------------------------|------------------------------|----------------------------------|-------------------------------|----------------------------------|---|------------------------------------|----------------------------------|--------|--|--|--|--|--|
| Shannon Stewart, R OBP: 0.360, SLG: 0.429 |  | | | | | | | | | 4 | 1 | 1 | 0 | 1 | 0 | 0 | <p>Tampa Bay Devil Rays @ Toronto Blue Jays</p> <p>SkyDome, Toronto, ON</p> <p>Wed May 14, 2003, 7:05 PM EDT</p> <p>Att: 29,013 - Dome - 72 F</p> | | | | | | | | |
| Jayson Werth, R OBP: 0.235, SLG: 0.485 |  | | | | | | | | | 0 | 0 | 0 | 0 | 0 | 0 | 0 | | | | | | | | | |
| Frank Catalanotto, L OBP: 0.362, SLG: 0.462 |  | | | | | | | | | 4 | 2 | 1 | 1 | 1 | 0 | 2 | | | | | | | | | |
| 10 Vernon Wells, R OBP: 0.312, SLG: 0.512 |  | | | | | | | | | 4 | 1 | 2 | 1 | 0 | 0 | 3 | | | | | | | | | |
| Carlos Delgado, L OBP: 0.444, SLG: 0.652 |  | | | | | | | | | 4 | 1 | 1 | 1 | 0 | 1 | 3 | | | | | | | | | |
| Greg Myers, L OBP: 0.417, SLG: 0.595 | | | | | | | | | | 3 | 1 | 3 | 3 | 1 | 0 | 0 | | | | | | | | | |
| Josh Phelps, R OBP: 0.363, SLG: 0.460 | | | | | | | | | | 3 | 0 | 1 | 0 | 0 | 1 | 1 | | | | | | | | | |
| Eric Hinske, L OBP: 0.305, SLG: 0.390 | | | | | | | | | | 4 | 1 | 1 | 0 | 0 | 0 | 5 | | | | | | | | | |
| Orlando Hudson, S OBP: 0.320, SLG: 0.387 | | | | | | | | | | 4 | 0 | 0 | 0 | 0 | 1 | 3 | | | | | | | | | |
| Chris Woodward, R OBP: 0.322, SLG: 0.371 | | | | | | | | | | 3 | 0 | 1 | 1 | 0 | 0 | 2 | | | | | | | | | |
| Inning Stats | R: 0 E: 0 K: 0 S: 12 | H: 1 LOB: 1 BB: 0 P: 19 | R: 0 E: 0 K: 1 S: 10 | H: 0 LOB: 2 BB: 1 P: 23 | R: 1 E: 0 K: 1 S: 8 | H: 1 LOB: 0 BB: 0 P: 9 | R: 1 E: 0 K: 0 S: 11 | H: 1 LOB: 0 BB: 0 P: 20 | R: 3 E: 0 K: 1 S: 14 | H: 4 LOB: 1 BB: 0 P: 20 | R: 1 E: 0 K: 0 S: 10 | H: 1 LOB: 0 BB: 0 P: 16 | R: 1 E: 0 K: 0 S: 9 | H: 2 LOB: 2 BB: 1 P: 21 | R: 0 E: 0 K: 0 S: 11 | H: 1 LOB: 2 BB: 1 P: 17 | 1B: 5 2B: 3 3B: 1 HR: 2 | SF: 1 SAC: 0 DP: 1 HBP: 2 | WP: 1 PB: 0 SB: 0 CS: 0 | PA: 39 | | | | | |
| PITCHER | IP | WLS | BF | H | R | ER | SO | BB | IBB | HBP | BLK | WP | HR | S | P | ERA | WHIP | | | | | | | | |
| Dewon Brazelton, R ERA: 5.6 | 5.0 | L | 24 | 7 | 5 | 5 | 3 | 1 | 0 | 1 | 0 | 1 | 0 | 55 | 91 | 9.00 | 1.600 | | | | | | | | |
| Mike Venafro, L ERA: 4.35 | 1.0 | | 4 | 1 | 1 | 1 | 0 | 0 | 0 | 0 | 0 | 0 | 0 | 10 | 16 | 9.00 | 1.000 | | | | | | | | |
| John Rocker, L ERA: 9.0 | 1.0 | | 6 | 2 | 1 | 1 | 0 | 1 | 0 | 1 | 0 | 0 | 0 | 9 | 21 | 9.00 | 3.000 | | | | | | | | |
| Al Levine, R ERA: 1.56 | 1.0 | | 5 | 1 | 0 | 0 | 0 | 1 | 0 | 0 | 0 | 1 | 0 | 11 | 17 | 0.00 | 2.000 | | | | | | | | |

AB 35
R 6
H 10
RBI 6
BB 2
SO 3
LOB 12



AB 33
R 7
H 11
RBI 7
BB 3
SO 3
LOB 19



| Batter | 1 | 2 | 3 | 4 | 5 | 6 | 7 | 8 | 9 | AB | R | H | RBI | BB | SO | LOB | TOP | | | | | | | | | | | |
|--|-------------------------------|----------------------------------|-------------------------------|----------------------------------|-------------------------------|----------------------------------|-------------------------------|----------------------------------|------------------------------|----------------------------------|------------------------------|----------------------------------|-------------------------------|----------------------------------|------------------------------|----------------------------------|-------------------------------|----------------------------------|----------------------------------|------------------------------------|----------------------------------|--------|--|--|--|--|--|--|
| Terry Shupert, R OBP: 0.276, SLG: 0.462 Jason Tyner, L OBP: 0.417, SLG: 0.750 | P3 | 5 1B WP | HBP | | | K | | | 5 F9 18 2B | 2 | 1 | 1 | 1 | 0 | 0 | 0 | | | | | | | | | | | | |
| 5 Rocco Baldelli, R OBP: 0.388, SLG: 0.590 | 2B | 1B | F8 | | | G6-3 | | | F9 | 5 | 2 | 2 | 2 | 0 | 0 | 3 | | | | | | | | | | | | |
| Aubrey Huff, L OBP: 0.362, SLG: 0.570 13 Carl Crawford, L OBP: 0.273, SLG: 0.327 | F8 | 2B | 1B | | | K | | | 18 2B IBB | 4 | 1 | 1 | 0 | 1 | 2 | 1 | | | | | | | | | | | | |
| Travis Lee, L OBP: 0.347, SLG: 0.439 | 1-H | 2B | K | | | K | | | 18 2B BB | 4 | 0 | 1 | 1 | 1 | 2 | 2 | | | | | | | | | | | | |
| Toby Hall, R OBP: 0.302, SLG: 0.362 | F7 | 1-H | 2B | | | G5-3 | | | L3 | 5 | 0 | 2 | 2 | 0 | 0 | 4 | | | | | | | | | | | | |
| 18 Jared Sandberg, R OBP: 0.385, SLG: 0.727 | 1B | 1B | 1B | | | K | | | 1B | 4 | 1 | 1 | 2 | 1 | 2 | 2 | | | | | | | | | | | | |
| Damion Easley, R Al Martin, L OBP: 0.327, SLG: 0.363 | F8 | F8 | F8 | | | K | | | K | 3 | 0 | 0 | 0 | 0 | 1 | 1 | | | | | | | | | | | | |
| Antonio Perez, R OBP: 0.333, SLG: 0.333 Marlon Anderson, L OBP: 0.346, SLG: 0.326 | 1B | 1B | F9 | | | G1-3 | | | F9 | 3 | 1 | 1 | 0 | 0 | 0 | 0 | | | | | | | | | | | | |
| Felix Escalona, R OBP: 0.240, SLG: 0.292 | 1B | 1B | HBP | | | K | | | L4 | 4 | 1 | 2 | 0 | 0 | 1 | 0 | | | | | | | | | | | | |
| Inning Stats | R: 1 E: 0 K: 0 S: 19 | H: 2 LOB: 1 BB: 0 P: 23 | R: 6 E: 0 K: 1 S: 32 | H: 6 LOB: 1 BB: 1 P: 43 | R: 0 E: 0 K: 0 S: 14 | H: 1 LOB: 2 BB: 0 P: 26 | R: 0 E: 0 K: 2 S: 9 | H: 0 LOB: 0 BB: 0 P: 11 | R: 0 E: 0 K: 2 S: 8 | H: 0 LOB: 0 BB: 0 P: 9 | R: 0 E: 0 K: 2 S: 8 | H: 1 LOB: 1 BB: 0 P: 10 | R: 0 E: 0 K: 2 S: 11 | H: 0 LOB: 1 BB: 0 P: 13 | R: 0 E: 0 K: 0 S: 6 | H: 0 LOB: 0 BB: 0 P: 10 | R: 2 E: 0 K: 1 S: 15 | H: 2 LOB: 3 BB: 2 P: 29 | 1B: 8 2B: 4 3B: 0 HR: 0 | SF: 0 SAC: 0 DP: 0 HBP: 1 | WP: 1 PB: 0 SB: 0 CS: 0 | PA: 43 | | | | | | |
| PITCHER | IP | WLS | BF | H | R | ER | SO | BB | IBB | HBP | BLK | WP | HR | S | P | ERA | WHIP | | | | | | | | | | | |
| Doug Davis, L ERA: 7.94 | 1.2 | L | 13 | 7 | 7 | 7 | 1 | 1 | 0 | 0 | 0 | 1 | 0 | 46 | 59 | 37.80 | 4.800 | | | | | | | | | | | |
| Brian Bowles, R ERA: 6.75 | 1.1 | | 7 | 2 | 0 | 0 | 0 | 0 | 0 | 1 | 0 | 0 | 0 | 19 | 33 | 0.00 | 1.500 | | | | | | | | | | | |
| Jeff Tam, R ERA: 4.98 | 2.0 | | 6 | 0 | 0 | 0 | 4 | 0 | 0 | 0 | 0 | 0 | 0 | 17 | 20 | 0.00 | 0.000 | | | | | | | | | | | |
| Kelvin Escobar, R ERA: 7.79 | 2.0 | | 7 | 1 | 0 | 0 | 4 | 0 | 0 | 0 | 0 | 0 | 0 | 19 | 23 | 0.00 | 0.500 | | | | | | | | | | | |
| Aquilino Lopez, R ERA: 5.94 | 1.2 | | 9 | 2 | 2 | 2 | 0 | 1 | 1 | 0 | 0 | 0 | 0 | 18 | 33 | 10.80 | 1.800 | | | | | | | | | | | |
| PITCHER | IP | WLS | BF | H | R | ER | SO | BB | IBB | HBP | BLK | WP | HR | S | P | ERA | WHIP | | | | | | | | | | | |
| Trevor Miller, L ERA: 5.87 | 0.1 | | 1 | 0 | 0 | 0 | 1 | 0 | 0 | 0 | 0 | 0 | 0 | 3 | 6 | 0.00 | 0.000 | | | | | | | | | | | |
| Batter | 1 | 2 | 3 | 4 | 5 | 6 | 7 | 8 | 9 | AB | R | H | RBI | BB | SO | LOB | BOTTOM | | | | | | | | | | | |
| Shannon Stewart, R OBP: 0.356, SLG: 0.422 | FC5-4 BB | F8 | SF9 | | | K | | | G6-3 | 3 | 0 | 0 | 1 | 1 | 1 | 2 | | | | | | | | | | | | |
| Frank Catalanotto, L OBP: 0.364, SLG: 0.479 | FC5-4 10 1B | | 1B | | | 1B | | | K | 5 | 1 | 2 | 0 | 0 | 1 | 3 | | | | | | | | | | | | |
| 10 Vernon Wells, R OBP: 0.314, SLG: 0.526 | 1B | | HR | | | P4 | | | P6 | 5 | 1 | 2 | 2 | 0 | 0 | 1 | | | | | | | | | | | | |
| Carlos Delgado, L OBP: 0.437, SLG: 0.643 | K | | K | | | F7 | | | G4-3 2B | 5 | 0 | 1 | 0 | 0 | 2 | 2 | | | | | | | | | | | | |
| Tom Wilson, R OBP: 0.372, SLG: 0.473 | K | | 1B | | | K | | | G4-3 | 4 | 1 | 1 | 0 | 0 | 2 | 3 | | | | | | | | | | | | |
| Josh Phelps, R OBP: 0.360, SLG: 0.455 | K | | 1B | | | K | | | K | 4 | 1 | 1 | 0 | 0 | 3 | 1 | | | | | | | | | | | | |
| Eric Hinske, L OBP: 0.303, SLG: 0.386 | F8 | | WP | | | F8 | | | G4-3 | 4 | 1 | 1 | 1 | 0 | 0 | 1 | | | | | | | | | | | | |
| Orlando Hudson, S OBP: 0.333, SLG: 0.389 | BB | | SF9 | | | P4 | | | G6-4-3 BB | 2 | 0 | 1 | 0 | 2 | 0 | 0 | | | | | | | | | | | | |
| Chris Woodward, R OBP: 0.328, SLG: 0.364 | BB | | BB | | | F9 | | | G6-4-3 | 2 | 0 | 0 | 0 | 2 | 0 | 1 | | | | | | | | | | | | |
| Inning Stats | R: 0 E: 0 K: 2 S: 13 | H: 1 LOB: 2 BB: 1 P: 22 | R: 0 E: 0 K: 1 S: 9 | H: 0 LOB: 2 BB: 2 P: 20 | R: 5 E: 0 K: 1 S: 23 | H: 6 LOB: 1 BB: 1 P: 37 | R: 0 E: 0 K: 1 S: 12 | H: 0 LOB: 0 BB: 0 P: 15 | R: 0 E: 0 K: 1 S: 6 | H: 0 LOB: 0 BB: 0 P: 10 | R: 0 E: 0 K: 1 S: 9 | H: 1 LOB: 1 BB: 0 P: 11 | R: 0 E: 0 K: 1 S: 9 | H: 1 LOB: 1 BB: 0 P: 15 | R: 0 E: 0 K: 0 S: 5 | H: 0 LOB: 0 BB: 1 P: 11 | R: 0 E: 0 K: 1 S: 5 | H: 0 LOB: 0 BB: 0 P: 6 | 1B: 7 2B: 1 3B: 0 HR: 1 | SF: 1 SAC: 0 DP: 1 HBP: 0 | WP: 1 PB: 0 SB: 0 CS: 0 | PA: 40 | | | | | | |
| PITCHER | IP | WLS | BF | H | R | ER | SO | BB | IBB | HBP | BLK | WP | HR | S | P | ERA | WHIP | | | | | | | | | | | |
| Jim Parque, L ERA: 10.8 | 2.1 | | 17 | 7 | 5 | 5 | 4 | 3 | 0 | 0 | 0 | 0 | 1 | 0 | 42 | 71 | 19.29 | 4.286 | | | | | | | | | | |
| Jesus Colome, R ERA: 4.15 | 3.2 | W | 14 | 2 | 0 | 0 | 3 | 1 | 0 | 0 | 0 | 1 | 0 | 33 | 49 | 0.00 | 0.818 | | | | | | | | | | | |
| Travis Harper, R ERA: 3.1 | 2.0 | H | 6 | 0 | 0 | 0 | 1 | 1 | 0 | 0 | 0 | 0 | 0 | 11 | 21 | 0.00 | 0.500 | | | | | | | | | | | |
| Lance Carter, R ERA: 3.33 | 1.0 | | 3 | 0 | 0 | 0 | 1 | 0 | 0 | 0 | 0 | 0 | 0 | 5 | 6 | 0.00 | 0.000 | | | | | | | | | | | |

Tampa Bay Devil Rays @ Toronto Blue Jays
SkyDome, Toronto, ON
Thu May 15 2003, 12:35 PM EDT
Att: 20,417 - Dome - 72 F

AB 39
R 9
H 12
RBI 8
BB 3
SO 10
LOB 16



Tampa Bay Devil Rays @ Toronto Blue Jays
SkyDome, Toronto, ON
Thu May 15 2003, 12:35 PM EDT
Att: 20,417 - Dome - 72 F

AB 34
R 5
H 9
RBI 4
BB 5
SO 9
LOB 14



| Batter | 1 | 2 | 3 | 4 | 5 | 6 | 7 | 8 | 9 | AB | R | H | RBI | BB | SO | LOB | TOP | | | | | |
|--|---|--|---|----------------------------------|-------------------------------|----------------------------------|------------------------------|---------------------------------|-------------------------------|----------------------------------|-------------------------------|----------------------------------|------------------------------|---|------------------------------|----------------------------------|------------------------------|----------------------------------|----------------------------------|------------------------------------|----------------------------------|--------|
| Jason Tyner, L (1.9) OBP: 0.500, SLG: 0.733 | 0-1 2B 1B | | 4-1 2B 5 G4-3 BB | | 1-1 5 1B 1B | | 1-3 K | | | 3 | 3 | 2 | 0 | 1 | 1 | 1 | | | | | | |
| Marlon Anderson, L (1.4) OBP: 0.345, SLG: 0.333 | 1-0 F7 | | 2-2 5 G4-3 2B 2B | | 2-1 G3 1-2 | | 1-2 F7 | | | 4 | 1 | 1 | 0 | 0 | 0 | 3 | | | | | | |
| 5 Rocco Baldelli, R (1.8) OBP: 0.371, SLG: 0.497 | 1-2 2B BB | | 0-1 G4-3 | | 2-2 1B 1B | | 1-1 L6 | | | 3 | 0 | 1 | 2 | 1 | 0 | 2 | | | | | | |
| Aubrey Huff, L (1.10) OBP: 0.370, SLG: 0.586 | 0-0 2B 2B | | 2-3 3-H 2-1 2B 2B | | 1-0 2-H 1-2 1B 1B | | 0-2 P5 | | | 4 | 1 | 3 | 2 | 0 | 0 | 0 | | | | | | |
| Travis Lee, L (1.3) OBP: 0.344, SLG: 0.441 | 1-1 G4-3 | | 1-1 2B 2B | | 2-1 G1-6-3 1B 1B | | 2-1 G3-1 | | | 4 | 0 | 1 | 1 | 0 | 0 | 3 | | | | | | |
| Toby Hall, R (1.2) OBP: 0.293, SLG: 0.350 | | 2-0 L6 | 2-0 P3 | | 2-2 F7 | | 2-1 F8 | | | 4 | 0 | 0 | 0 | 0 | 0 | 1 | | | | | | |
| 18 Jared Sandberg, R (1.5) OBP: 0.294, SLG: 0.533 | | 3-3 K | | 1-2 G4-3 | | 1-2 G5-3 | | 1-2 F9 | | 4 | 0 | 0 | 0 | 0 | 1 | 0 | | | | | | |
| 13 Carl Crawford, L (1.7) OBP: 0.267, SLG: 0.320 | | 1-3 K | | 0-1 G1-3 | | 0-0 B2-3 | | 2-3 K | | 4 | 0 | 0 | 0 | 0 | 2 | 0 | | | | | | |
| Felix Escalona, R (1.6) OBP: 0.241, SLG: 0.259 | | | 0-0 G6-3 | 1-1 F8 | | | 4-2 BB | | 0-0 G6-3 | 3 | 0 | 0 | 0 | 1 | 0 | 0 | | | | | | |
| Inning Stats | R: 1 E: 0 K: 0 S: 8 | H: 2 LOB: 1 BB: 1 P: 14 | R: 0 E: 0 K: 2 S: 7 | H: 0 LOB: 0 BB: 0 P: 13 | R: 3 E: 0 K: 0 S: 12 | H: 3 LOB: 1 BB: 1 P: 22 | R: 0 E: 0 K: 0 S: 7 | H: 0 LOB: 0 BB: 0 P: 9 | R: 1 E: 0 K: 0 S: 10 | H: 3 LOB: 1 BB: 0 P: 18 | R: 0 E: 0 K: 1 S: 13 | H: 0 LOB: 1 BB: 1 P: 20 | R: 0 E: 0 K: 0 S: 7 | H: 0 LOB: 0 BB: 0 P: 11 | R: 0 E: 0 K: 1 S: 8 | H: 0 LOB: 0 BB: 0 P: 11 | R: 0 E: 0 K: 1 S: 8 | H: 0 LOB: 0 BB: 0 P: 11 | 1B: 4 2B: 4 3B: 0 HR: 0 | SF: 0 SAC: 0 DP: 1 HBP: 0 | WP: 0 PB: 0 SB: 1 CS: 1 | PA: 36 |
| PITCHER | IP WLS BF H R ER SO BB IBB HBP BLK WP HR S P ERA WHIP | 4.1 L 21 7 5 5 2 2 0 0 0 0 0 41 70 10.38 2.077 | (5.1) 4.2 15 1 0 0 2 1 0 0 0 0 0 39 59 0.00 0.429 | PITCHER | | | | | | | | | | IP WLS BF H R ER SO BB IBB HBP BLK WP HR S P ERA WHIP | | | | | | | | |

Tampa Bay Devil Rays @ Baltimore Orioles
 Oriole Park at Camden Yards, Baltimore, MD
 Fri May 16 2003, 7:05 PM EDT
 Att: 25,445 - Cloudy - 54 F

AB 33
 R 5
 H 8
 RBI 5
 BB 3
 SO 4
 LOB 10



| Batter | 1 | 2 | 3 | 4 | 5 | 6 | 7 | 8 | 9 | AB | R | H | RBI | BB | SO | LOB | BOTTOM | | | |
|---|---|--|---|----------------------------------|-------------------------------|----------------------------------|-------------------------------|----------------------------------|------------------------------|---------------------------------|-------------------------------|----------------------------------|------------------------------|---|-------------------------------|----------------------------------|----------------------------------|------------------------------------|----------------------------------|--------|
| Jerry Hairston, R (1.4) OBP: 0.392, SLG: 0.381 | 1-1 CS 1B | | 1-0 L1-3 HBP | | 4-1 1B BB | | 0-1 1B | | 0-0 1B | 3 | 0 | 3 | 0 | 1 | 0 | 0 | | | | |
| Gary Matthews, S (1.8) OBP: 0.242, SLG: 0.338 | 2-3 K 1-2 | | 1-2 L1-3 | | 0-3 K | | 0-3 K | | 2-1 F9 | 5 | 0 | 0 | 0 | 0 | 3 | 8 | | | | |
| David Segui, S (1.10) OBP: 0.417, SLG: 0.500 | 2-0 F8 | | | 4-1 2B SF8 BB | 1-1 G5-4-3 1B | | 2-3 K | | | 3 | 1 | 1 | 0 | 1 | 1 | 2 | | | | |
| Jeff Conine, R (1.3) OBP: 0.345, SLG: 0.404 | | 0-0 F7 | | 1-1 BB 2B | 0-0 G5-4-3 | | | 0-1 F9 | | 4 | 0 | 1 | 0 | 0 | 0 | 2 | | | | |
| 31 Jay Gibbons, L (1.9) OBP: 0.331, SLG: 0.455 | | 4-2 FC6-4 BB | | 4-1 BB BB | | 1-1 P6 | | 2-1 F8 | | 2 | 0 | 0 | 0 | 2 | 0 | 0 | | | | |
| Tony Batista, R (1.5) OBP: 0.293, SLG: 0.375 | | 1-1 P6 | | 1-2 SF8 | | 1-2 G5-3 | | 1-1 F8 | | 3 | 0 | 0 | 1 | 0 | 0 | 1 | | | | |
| Larry Bigbie, L (1.7) OBP: 0.365, SLG: 0.382 | | 0-0 FC6-4 | | 3-H 4-2 BB | | 1-0 F7 | | | 0-2 G5-3 | 3 | 0 | 0 | 0 | 1 | 0 | 1 | | | | |
| Deivi Cruz, R (1.6) OBP: 0.208, SLG: 0.290 | | | 3-2 G6-3 | 0-1 F4 | | | 2-1 G6-3 | | 1-1 1B 1B | 4 | 0 | 1 | 0 | 0 | 0 | 3 | | | | |
| Brook Fordyce, R (1.2) OBP: 0.262, SLG: 0.304 | | | 3-2 HBP 1B | 3-3 K | | | 4-0 1B BB | | 1-2 P3 | 3 | 0 | 1 | 0 | 1 | 1 | 4 | | | | |
| Inning Stats | R: 0 E: 0 K: 1 S: 7 | H: 1 LOB: 0 BB: 0 P: 12 | R: 0 E: 0 K: 0 S: 6 | H: 0 LOB: 1 BB: 1 P: 11 | R: 0 E: 0 K: 0 S: 11 | H: 1 LOB: 1 BB: 0 P: 19 | R: 1 E: 0 K: 1 S: 18 | H: 1 LOB: 3 BB: 3 P: 35 | R: 0 E: 0 K: 0 S: 6 | H: 0 LOB: 0 BB: 0 P: 9 | R: 0 E: 0 K: 2 S: 11 | H: 1 LOB: 2 BB: 1 P: 19 | R: 0 E: 0 K: 0 S: 6 | H: 0 LOB: 0 BB: 0 P: 9 | R: 0 E: 0 K: 0 S: 11 | H: 2 LOB: 2 BB: 0 P: 15 | 1B: 6 2B: 3 3B: 0 HR: 0 | SF: 1 SAC: 0 DP: 3 HBP: 1 | WP: 0 PB: 0 SB: 0 CS: 1 | PA: 38 |
| PITCHER | IP WLS BF H R ER SO BB IBB HBP BLK WP HR S P ERA WHIP | 6.1 W 27 4 1 1 3 6 0 1 0 0 0 58 107 1.42 1.579 | (7.1) 2.2 11 3 0 0 2 0 0 0 0 0 0 26 35 0.00 1.125 | PITCHER | | | | | | | | | | IP WLS BF H R ER SO BB IBB HBP BLK WP HR S P ERA WHIP | | | | | | |

Tampa Bay Devil Rays @ Baltimore Orioles
 Oriole Park at Camden Yards, Baltimore, MD
 Fri May 16 2003, 7:05 PM EDT
 Att: 25,445 - Cloudy - 54 F

AB 30
 R 1
 H 7
 RBI 1
 BB 6
 SO 5
 LOB 21



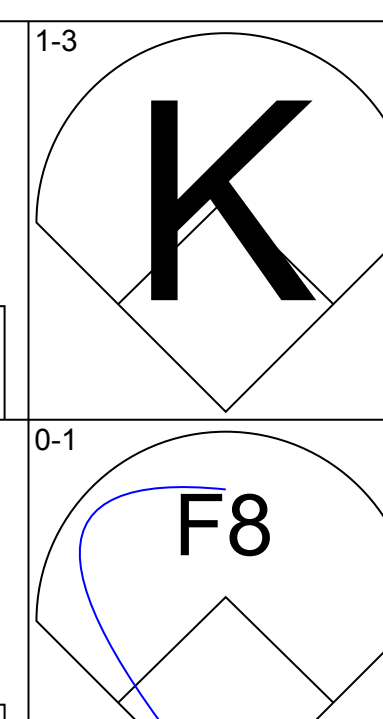
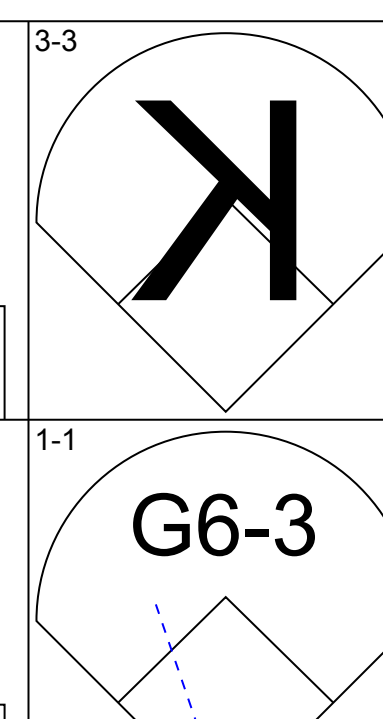
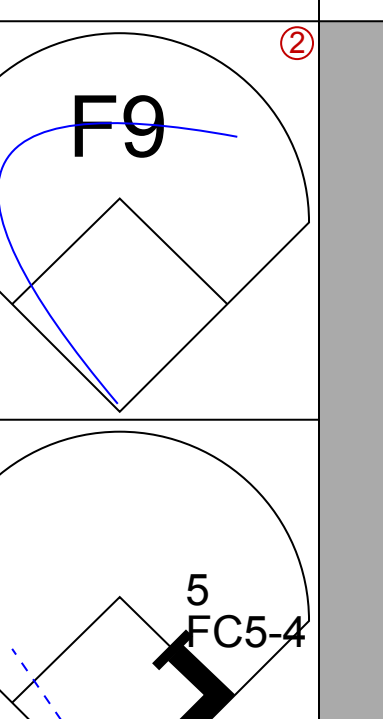
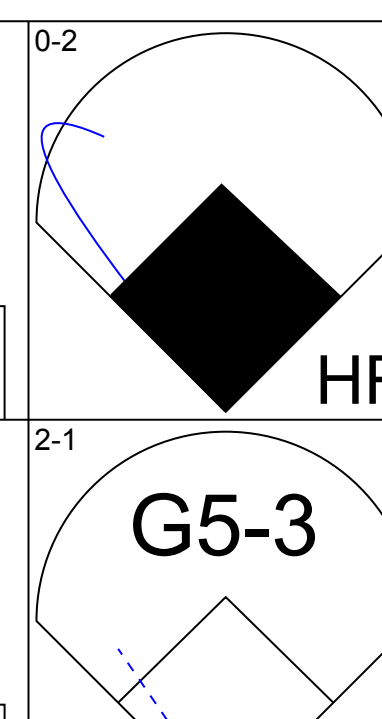
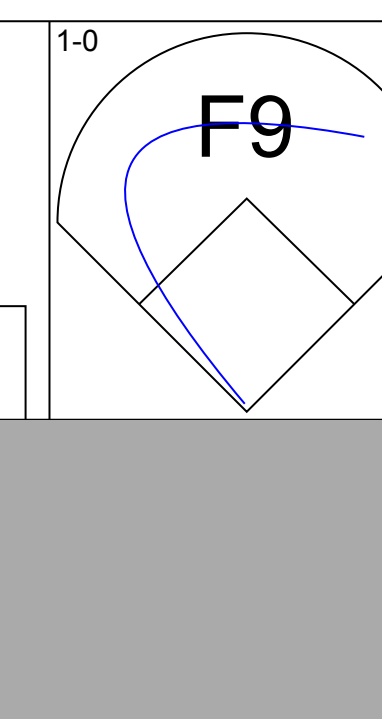
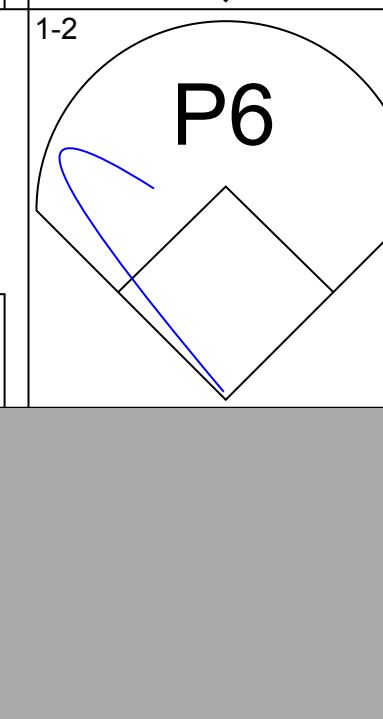
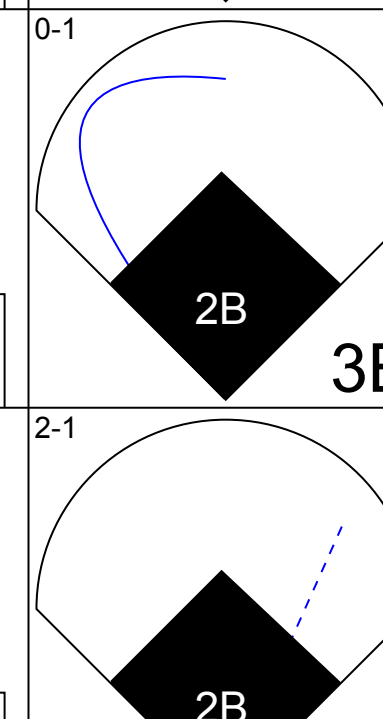
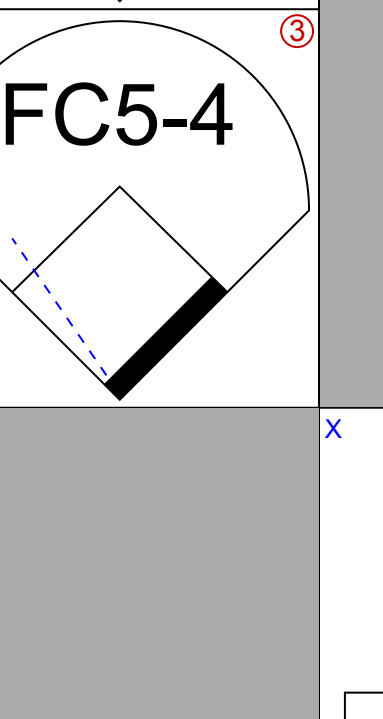

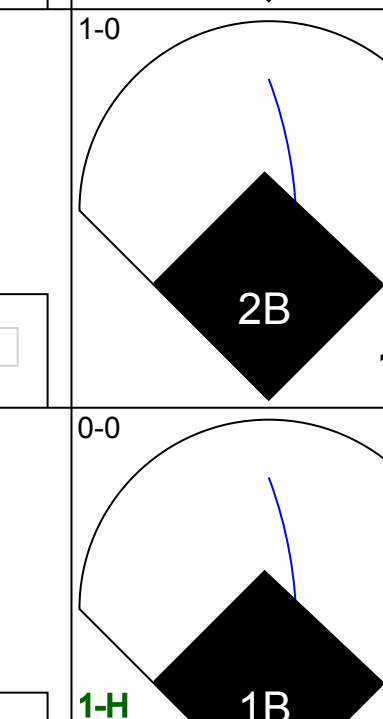

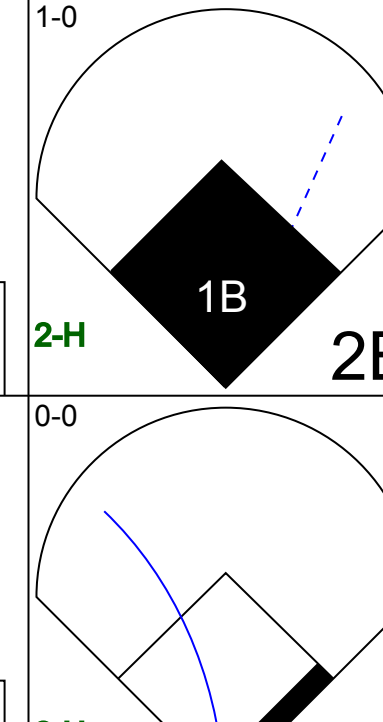
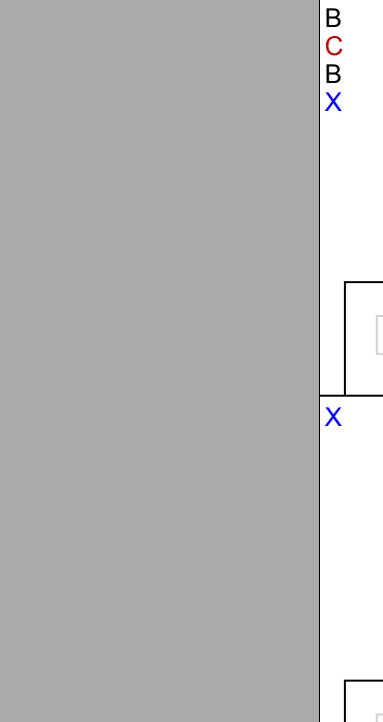

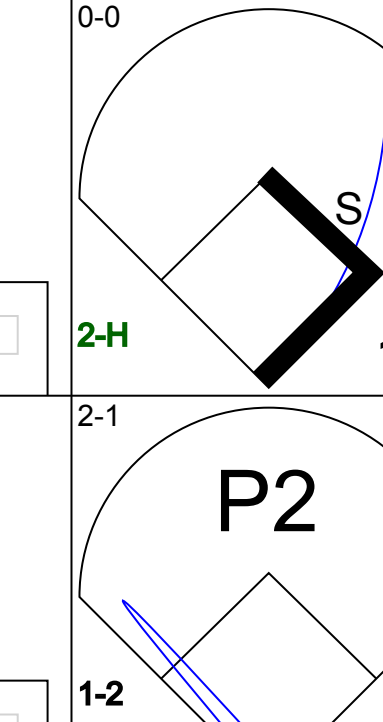

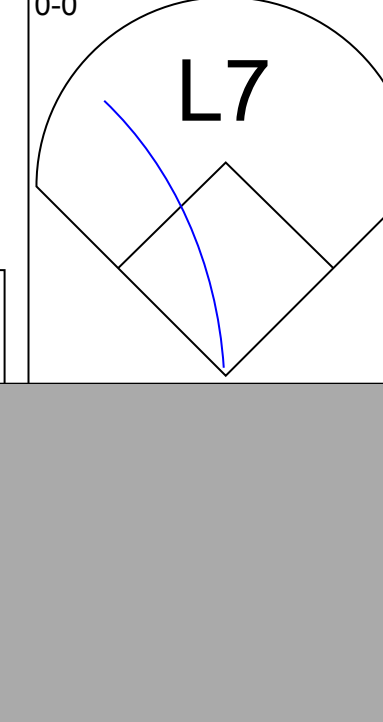
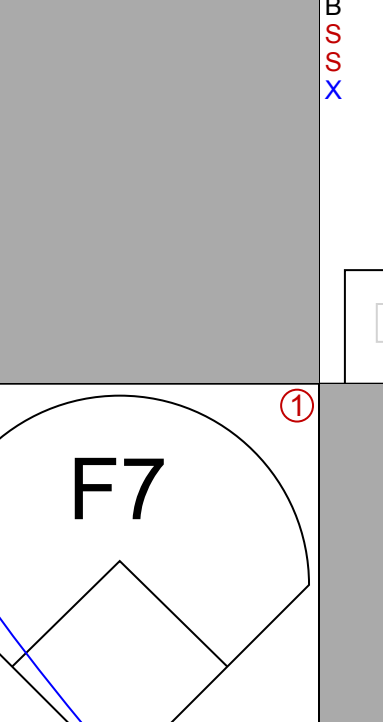
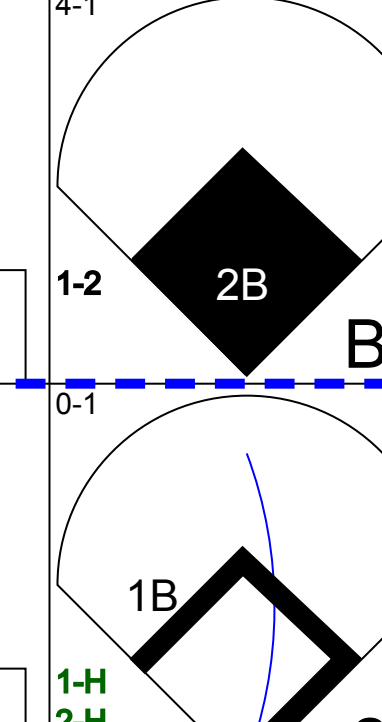
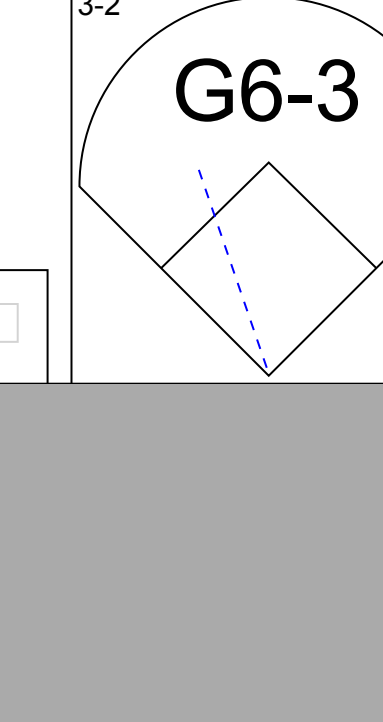
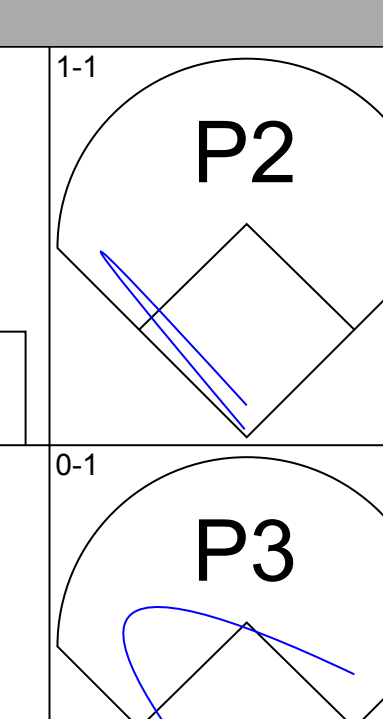
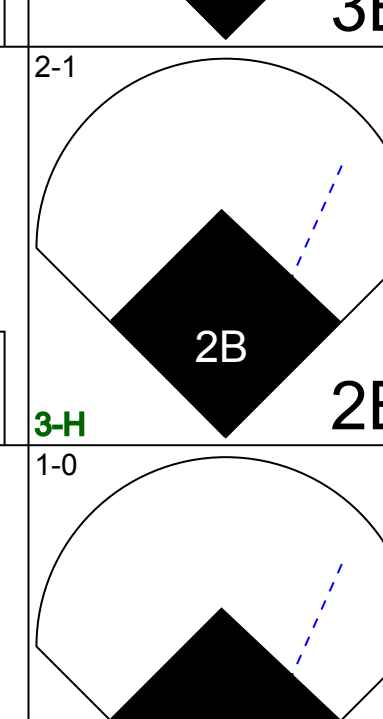
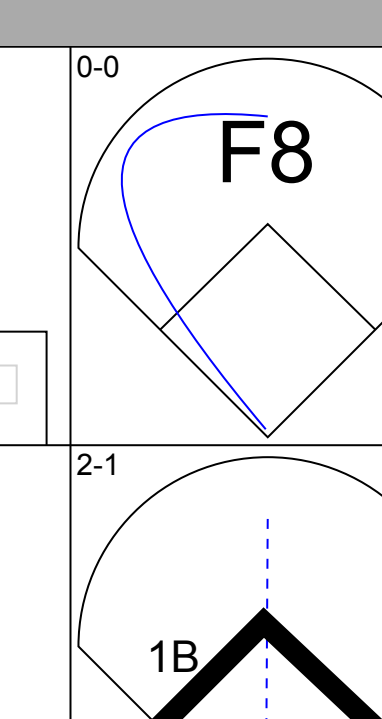
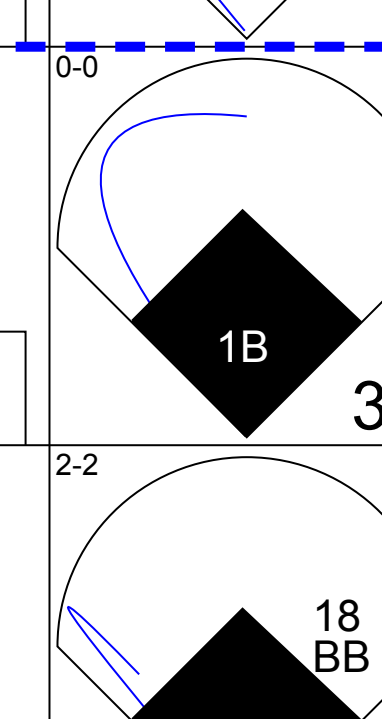
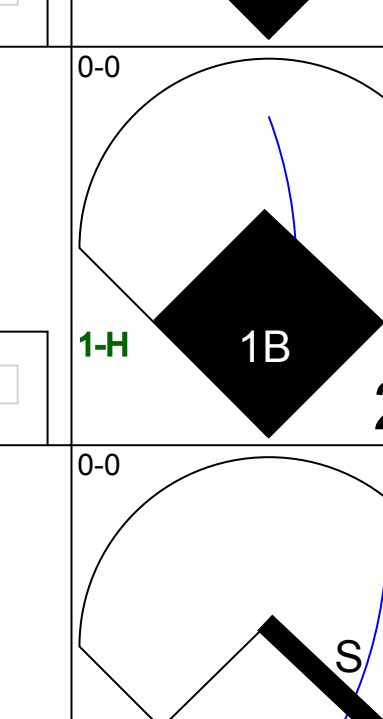
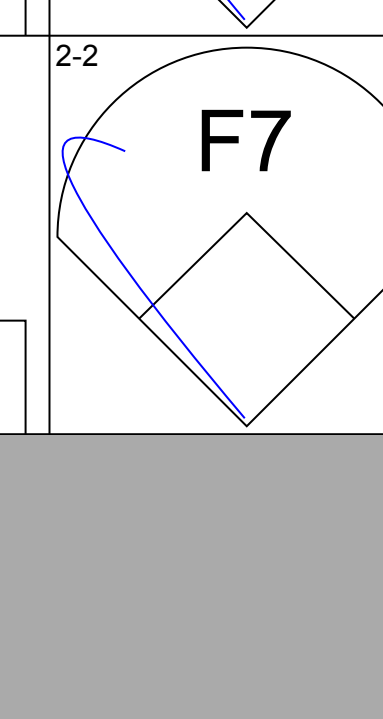
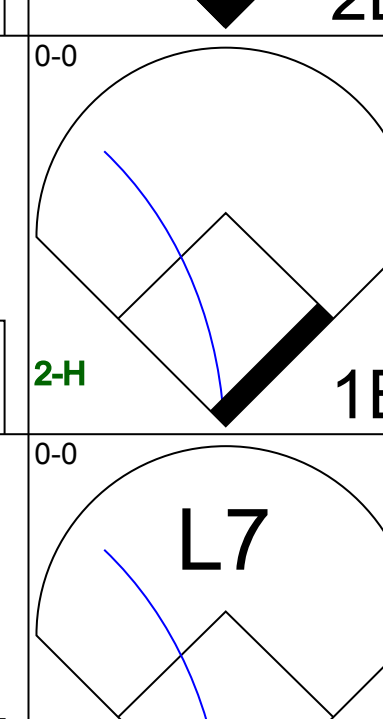
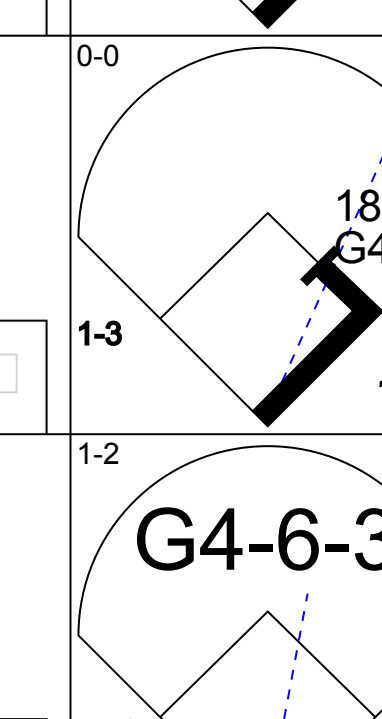
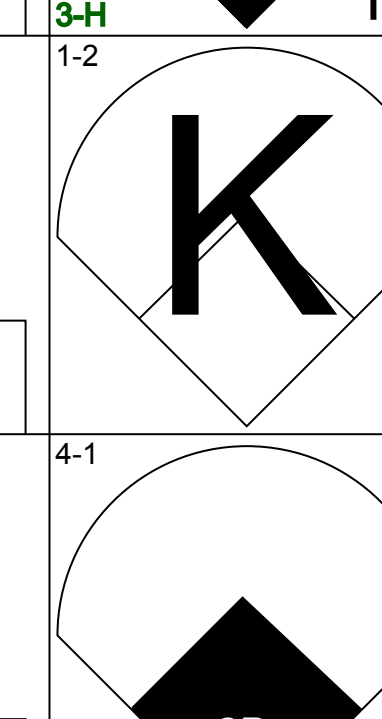
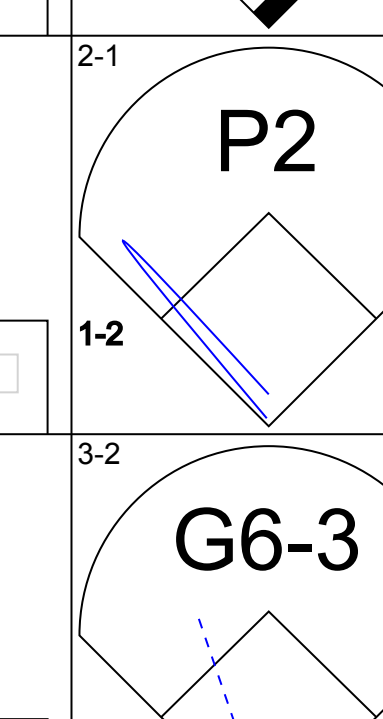



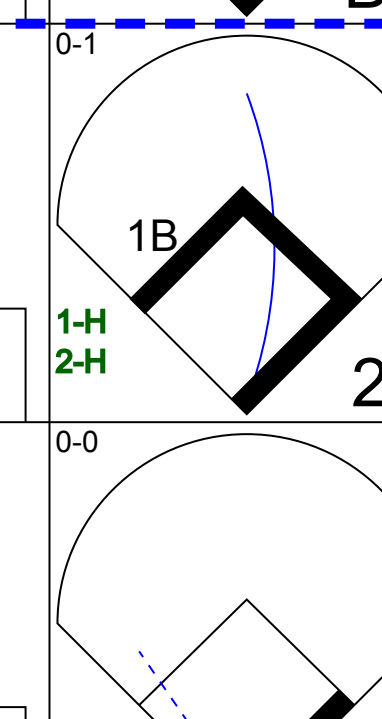

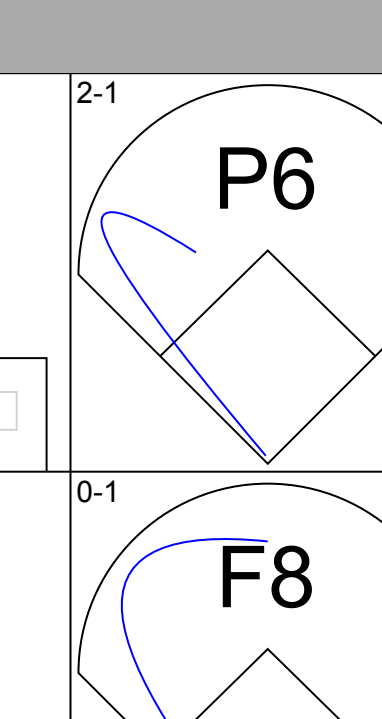
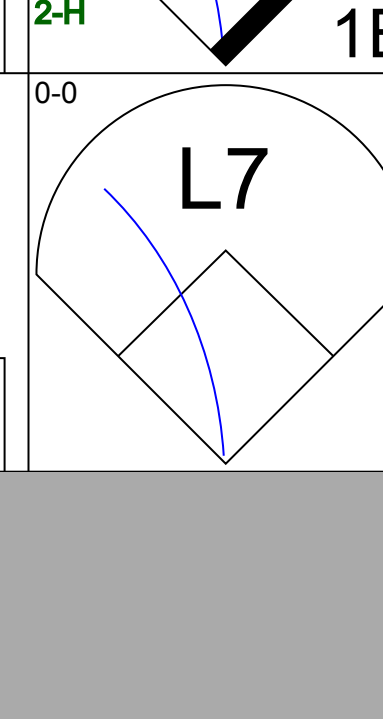
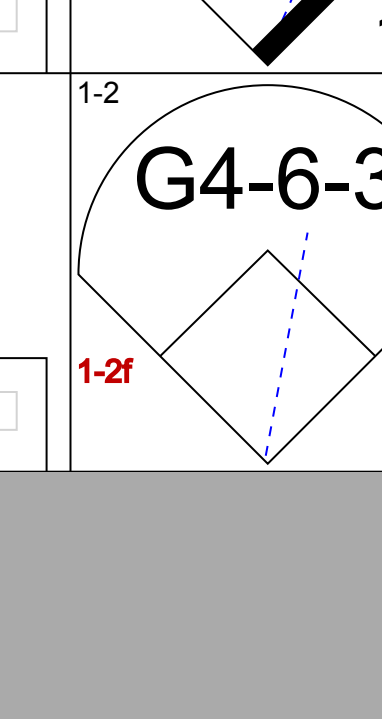
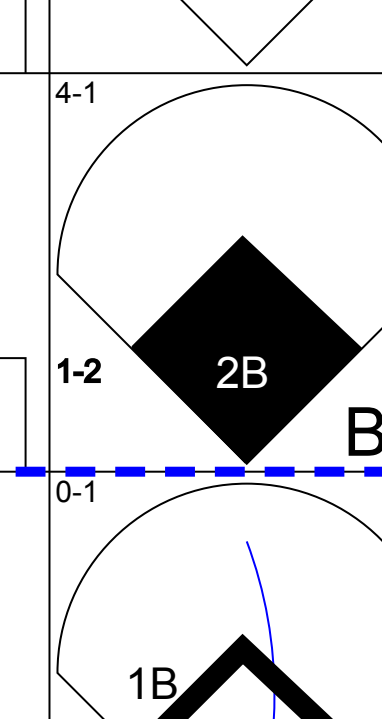
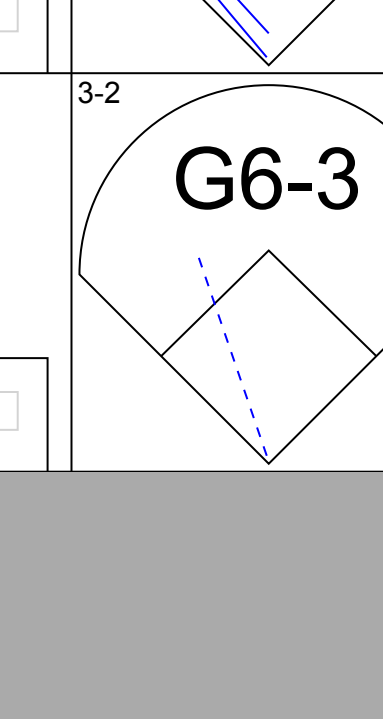
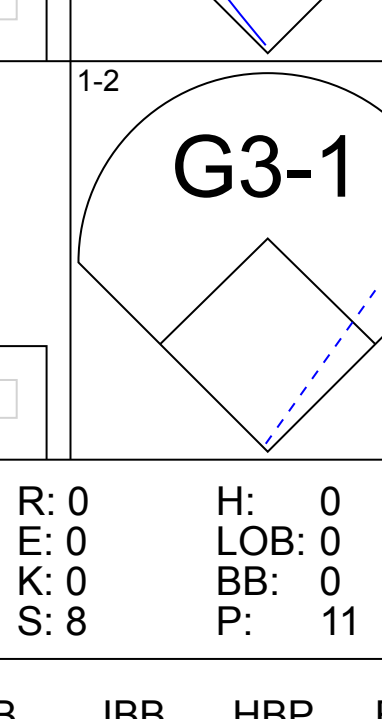
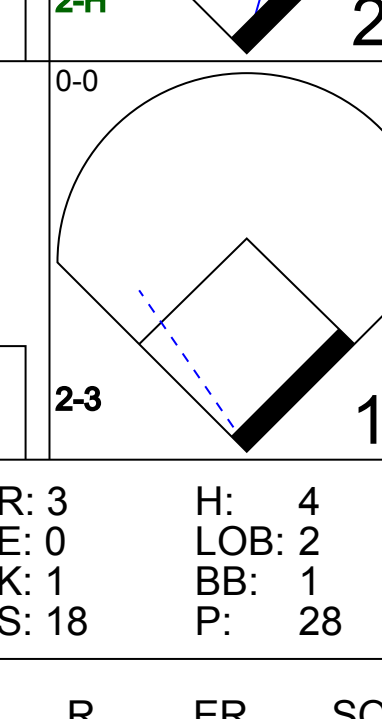

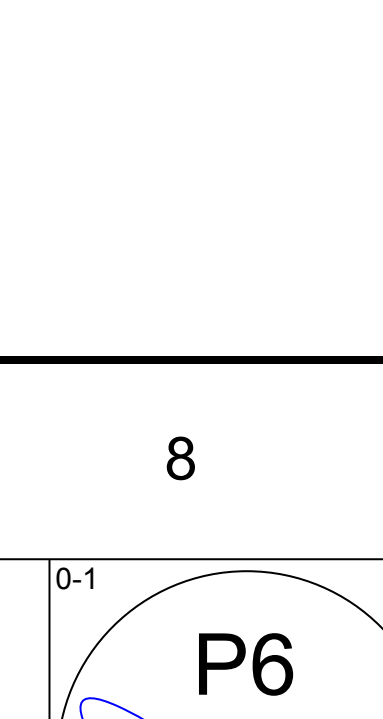
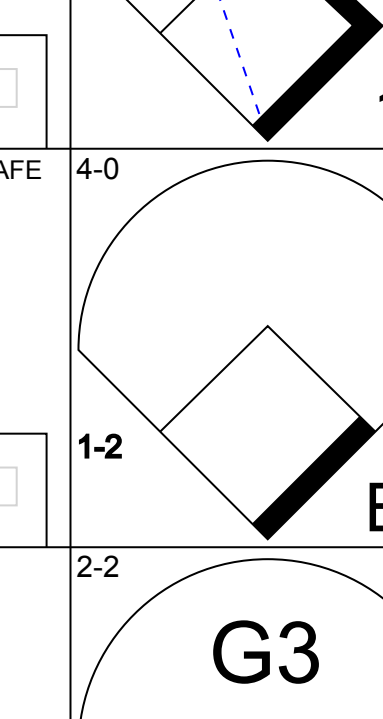

| Batter | 1 | 2 | 3 | 4 | 5 | 6 | 7 | 8 | 9 | AB | R | H | RBI | BB | SO | LOB | TOP | | | | | | | | | | |
|--|--------------------------------------|----------------------------------|---------------------------------------|----------------------------------|---------------------------------------|----------------------------------|--------------------------------------|----------------------------------|--------------------------------------|----------------------------------|---------------------------------------|----------------------------------|--------------------------------------|----------------------------------|--------------------------------------|---------------------------------|--|----------------------------------|----------------------------------|------------------------------------|----------------------------------|--------|--|--|--|--|--|
| Jason Tyner, L (1, 7) OBP: 0.450, SLG: 0.611 | G3-1 | | G3 | | | FC6-4 BB | | L8 | | 3 | 0 | 0 | 0 | 1 | 0 | 1 | Tampa Bay Devil Rays @ Baltimore Orioles Oriole Park at Camden Yards, Baltimore, MD Sat May 17 2003, 7:05 PM EDT Att: 22,653 - Cloudy - 55 F | | | | | | | | | | |
| Marlon Anderson, L (1, 4) OBP: 0.338, SLG: 0.325 Damon Easley, R (8, PH) OBP: 0.186, SLG: 0.262 | G4-3 | | G6-3 | | | FC6-4 5 BB | | F8 | | 3 | 0 | 0 | 0 | 0 | 0 | 1 | | | | | | | | | | | |
| 5 Rocco Baldelli, R (1, 8) OBP: 0.374, SLG: 0.494 | G4-3 | | | G4-3 | | | | | 2-2 | 3 | 0 | 1 | 0 | 1 | 0 | 0 | | | | | | | | | | | |
| Aubrey Huff, L (1, 9) OBP: 0.368, SLG: 0.576 Terry Shumpert, R (9, PR) OBP: 0.279, SLG: 0.462 | | P5 | | F7 | | F7 | | | 4-1 | 3 | 0 | 0 | 0 | 1 | 0 | 2 | | | | | | | | | | | |
| Travis Lee, L (1, 3) OBP: 0.333, SLG: 0.426 | | G1-3 | | K | | G3-1 | | | 1-2 | 0 | 0 | 0 | 0 | 0 | 0 | 0 | | | | | | | | | | | |
| Al Martin, L (1, 10) OBP: 0.324, SLG: 0.358 | | | | | P6 | | F7 | | 0-1 | 4 | 0 | 1 | 0 | 0 | 0 | 2 | | | | | | | | | | | |
| 18 Jared Sandberg, R (1, 5) OBP: 0.350, SLG: 0.500 13 Carl Crawford, L (9, PH) OBP: 0.266, SLG: 0.318 | | | | | | | K | | 2-3 | 1 | 0 | 0 | 0 | 2 | 1 | 0 | | | | | | | | | | | |
| Javier Valentin, S (1, 2) OBP: 0.271, SLG: 0.356 | | | | | | | F7 | | 2-2 | 1 | 0 | 0 | 0 | 2 | 1 | 0 | | | | | | | | | | | |
| Julio Lugo, R (1, 6) OBP: 0.338, SLG: 0.294 | | | | | | | | | 1-3 | 3 | 0 | 1 | 0 | 0 | 2 | 1 | | | | | | | | | | | |
| | | | | | | | | | | | | | | | | | | | | | | | | | | | |
| Inning Stats | R: 0 H: 0 E: 0 K: 0 S: 7 | H: 0 LOB: 0 BB: 0 P: 10 | R: 0 H: 1 E: 0 K: 0 S: 15 | H: 1 LOB: 2 BB: 1 P: 22 | R: 0 H: 1 E: 0 K: 0 S: 11 | H: 1 LOB: 0 BB: 0 P: 17 | R: 0 H: 0 E: 0 K: 1 S: 7 | H: 0 LOB: 0 BB: 0 P: 12 | R: 0 H: 0 E: 0 K: 2 S: 9 | H: 0 LOB: 1 BB: 1 P: 18 | R: 0 H: 0 E: 0 K: 1 S: 10 | H: 0 LOB: 2 BB: 2 P: 19 | R: 0 H: 0 E: 0 K: 1 S: 9 | H: 0 LOB: 0 BB: 0 P: 13 | R: 0 H: 0 E: 0 K: 1 S: 5 | H: 1 LOB: 2 BB: 1 P: 6 | R: 0 H: 1 E: 0 K: 1 S: 16 | H: 1 LOB: 2 BB: 1 P: 26 | 1B: 3 2B: 0 3B: 0 HR: 0 | SF: 0 SAC: 0 DP: 0 HBP: 0 | WP: 0 PB: 0 SB: 1 CS: 1 | PA: 34 | | | | | |
| PITCHER | IP | WLS | BF | H | R | ER | SO | BB | IBB | HBP | BLK | WP | HR | S | P | ERA | WHIP | | | | | | | | | | |
| Pat Hentgen, R (1, 1) ERA: 3.73 | 7.0 | W | 26 | 2 | 0 | 0 | 4 | 4 | 0 | 0 | 0 | 0 | 0 | 68 | 111 | 0.00 | 0.857 | | | | | | | | | | |
| Buddy Groom, L (8, 1) ERA: 4.25 | 1.0 | H | 3 | 0 | 0 | 0 | 1 | 0 | 0 | 0 | 0 | 0 | 0 | 5 | 6 | 0.00 | 0.000 | | | | | | | | | | |
| Jorge Julio, R (9, 1) ERA: 3.86 | 1.0 | S | 5 | 1 | 0 | 0 | 1 | 1 | 0 | 0 | 0 | 0 | 0 | 16 | 26 | 0.00 | 2.000 | | | | | | | | | | |

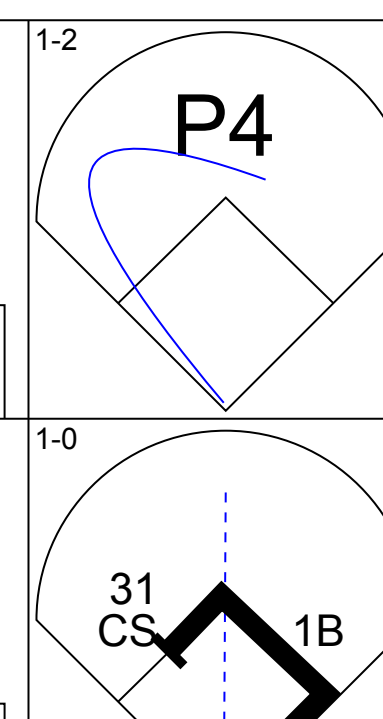
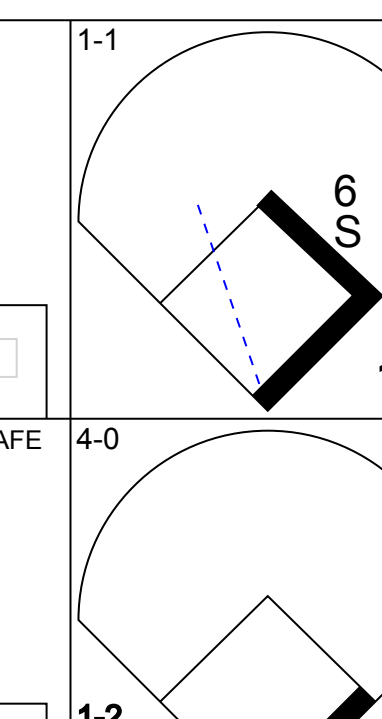
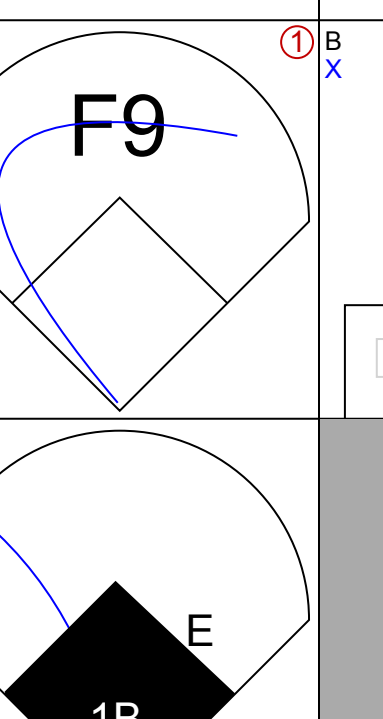
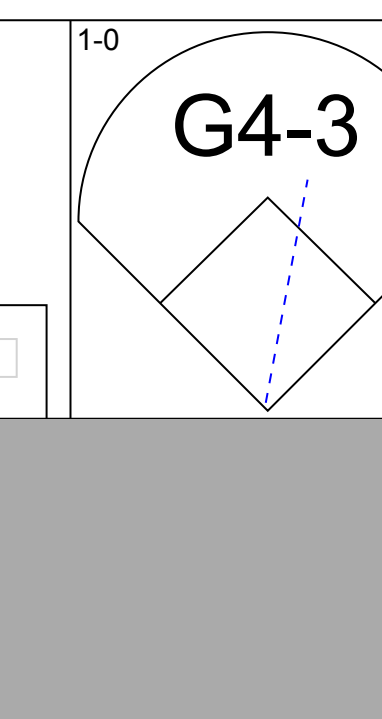
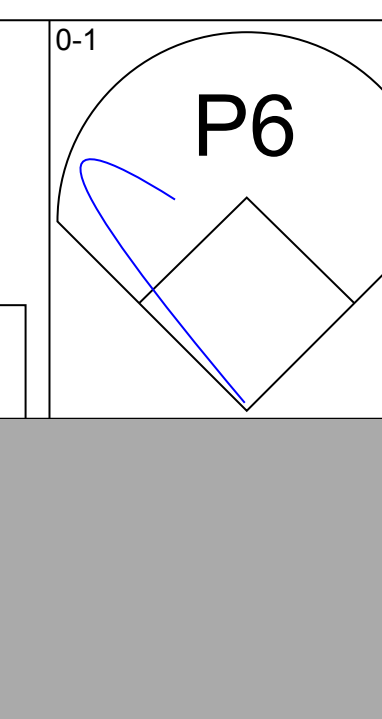
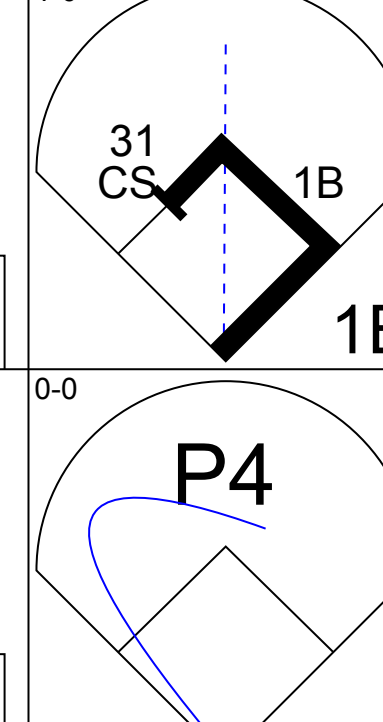
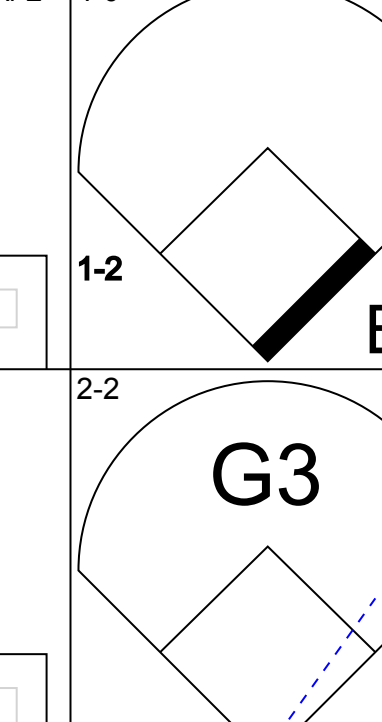
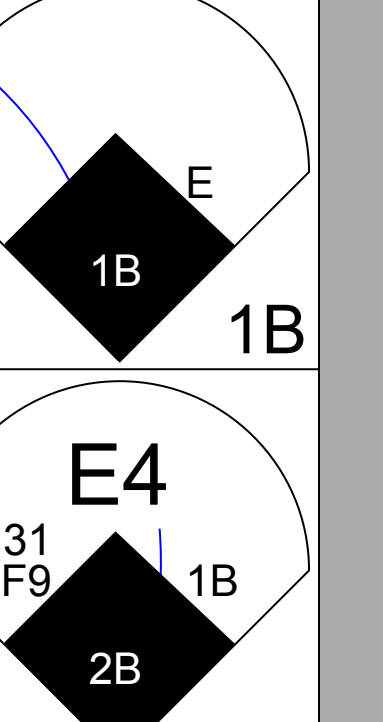
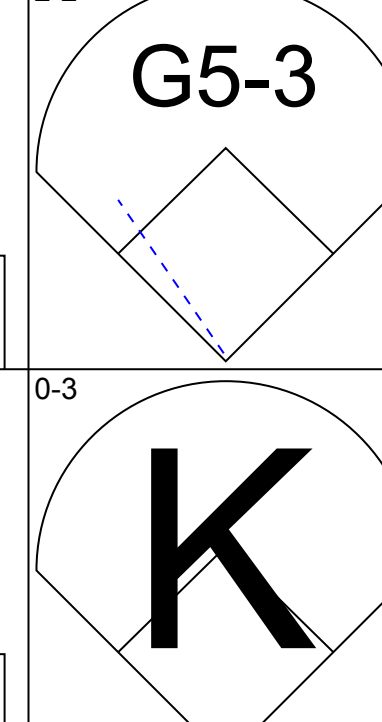
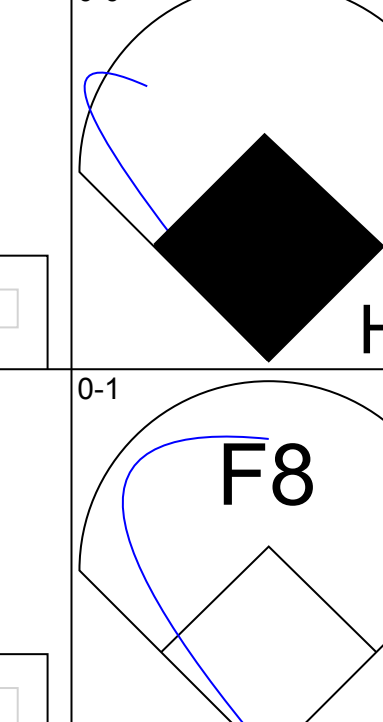
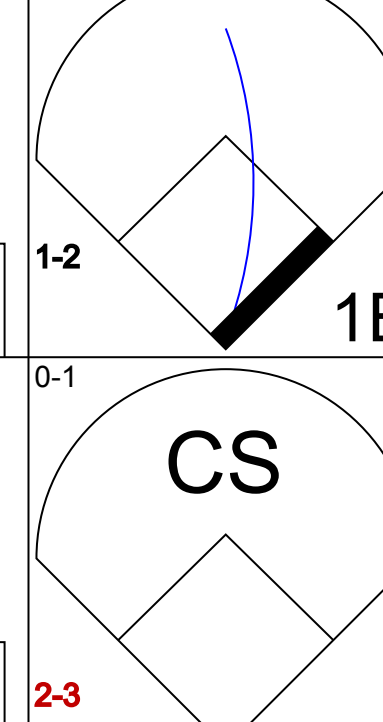

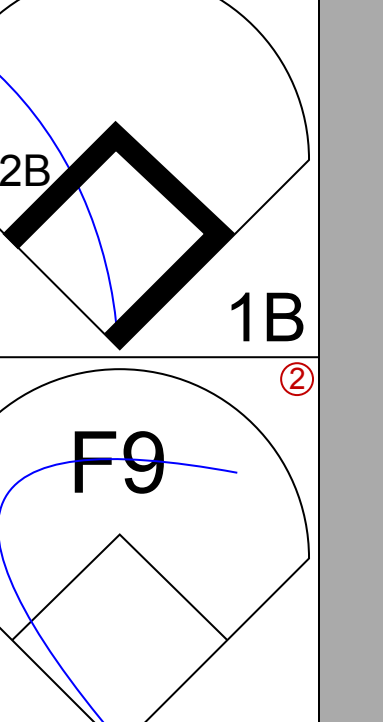
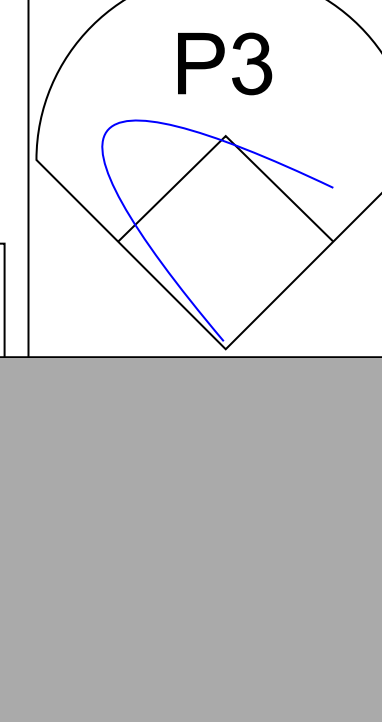
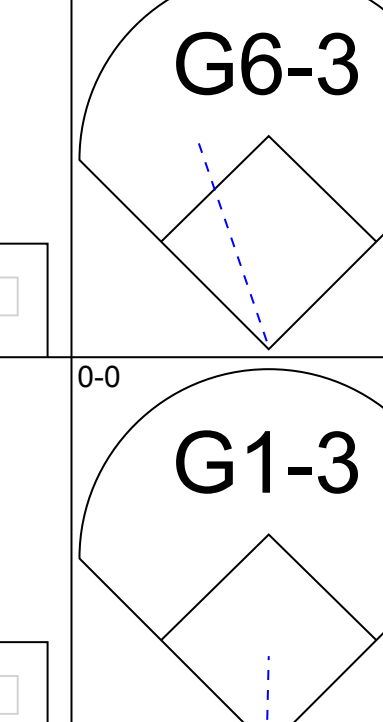


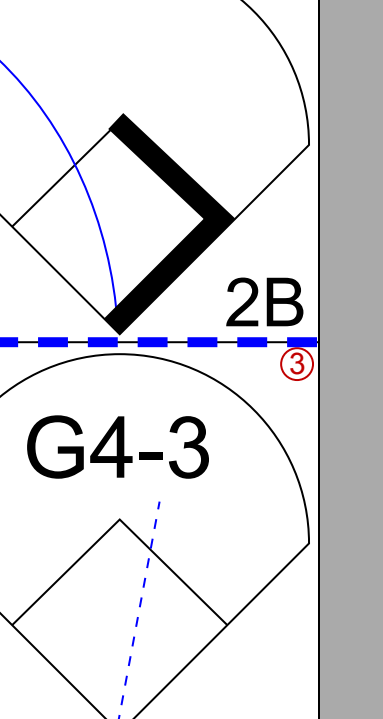



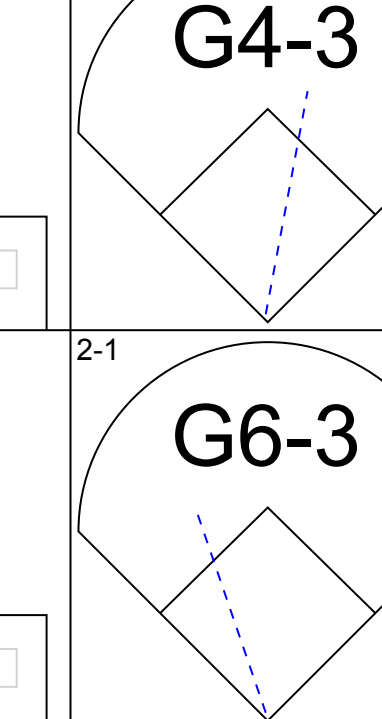
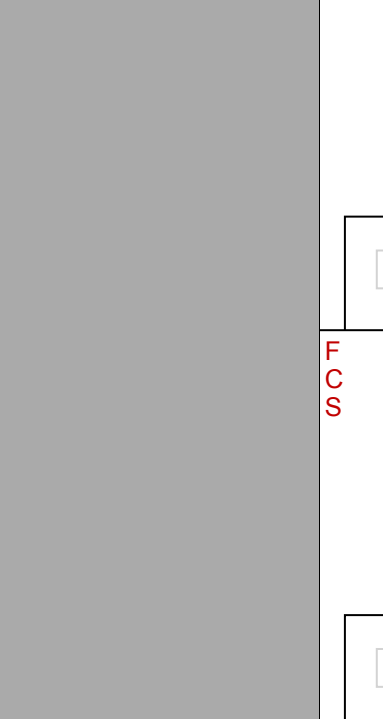
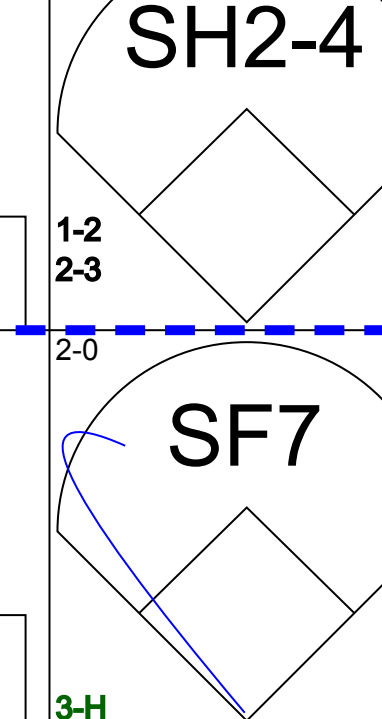

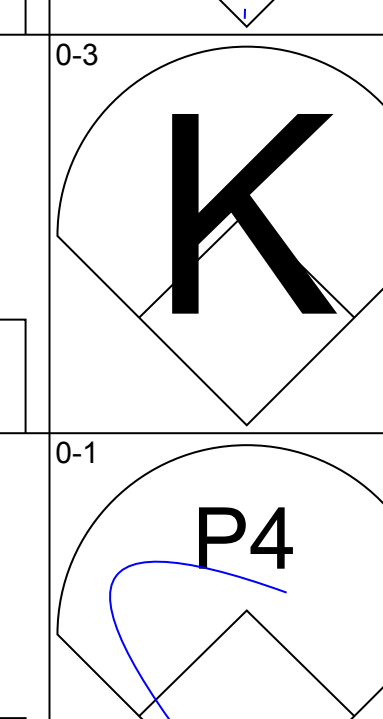
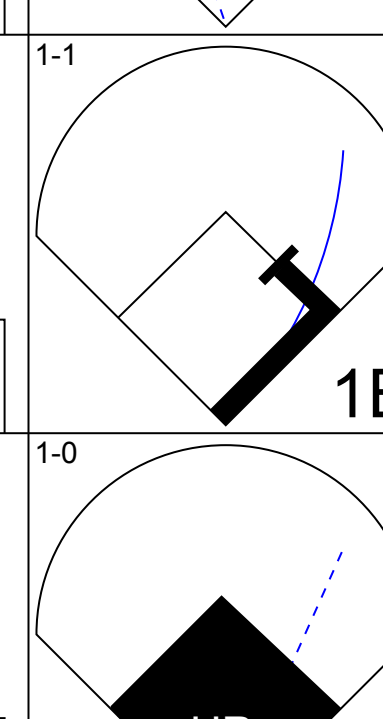

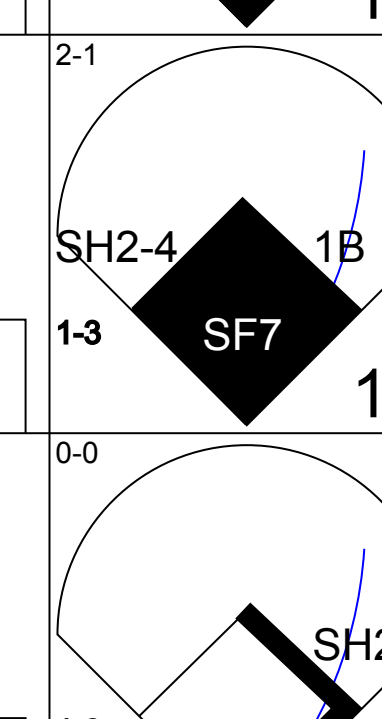

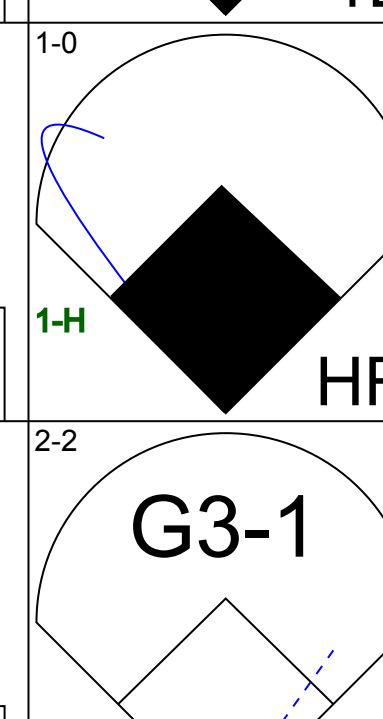
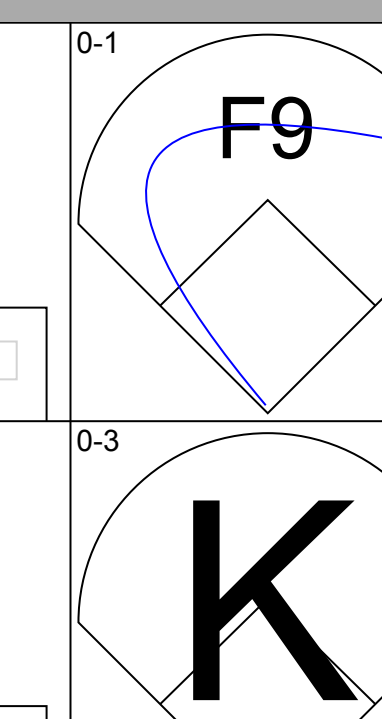
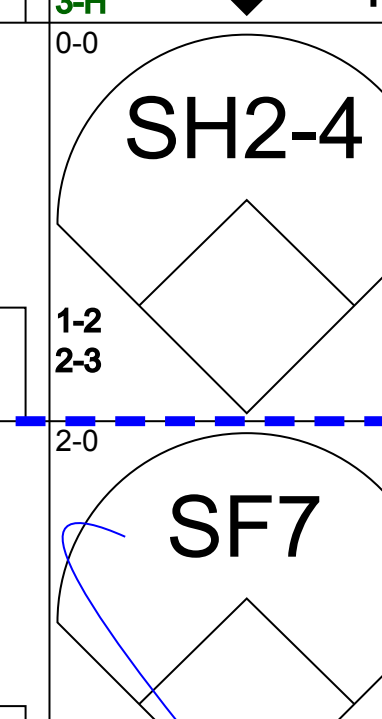
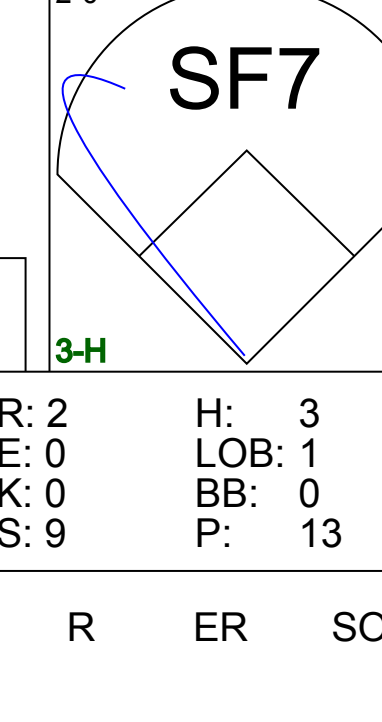

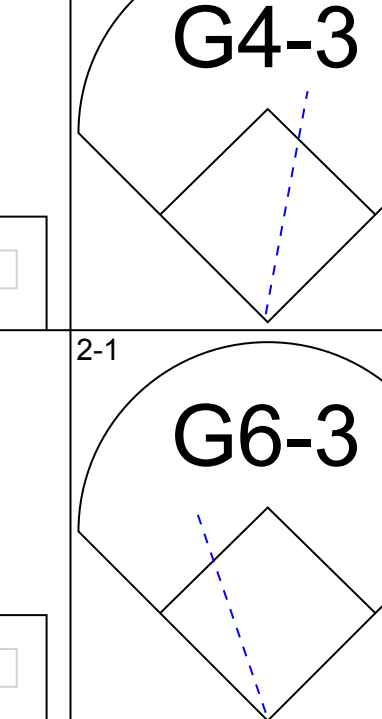
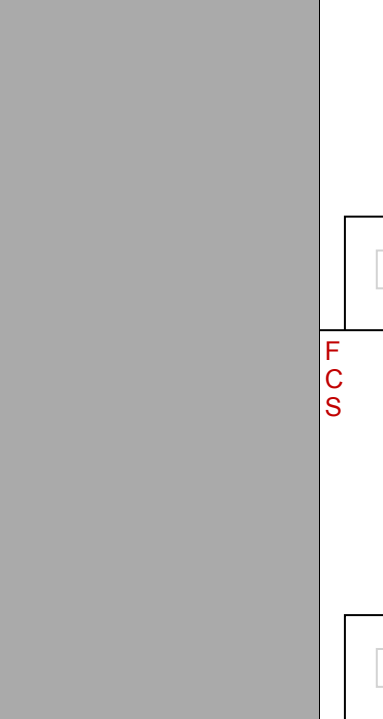
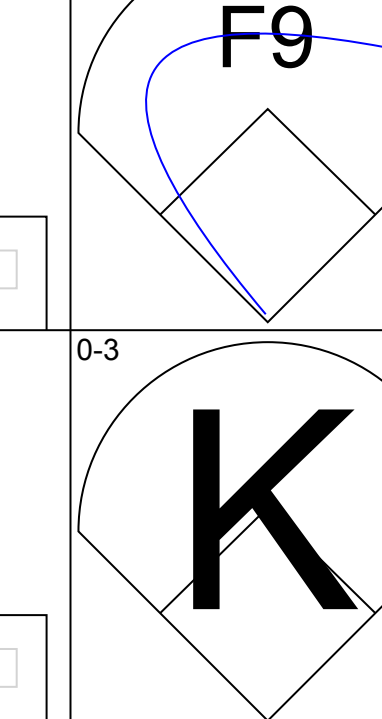
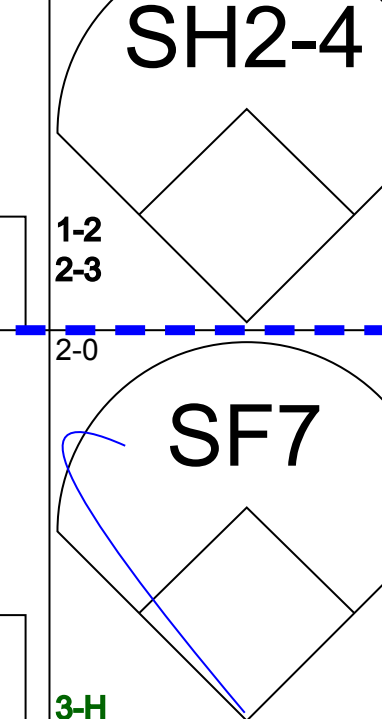
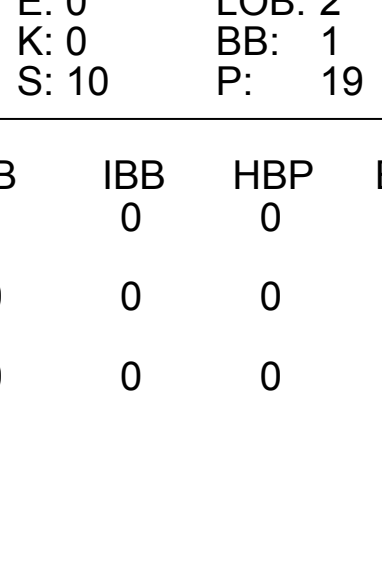
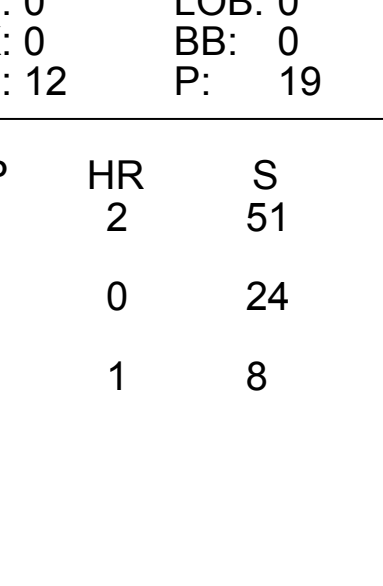
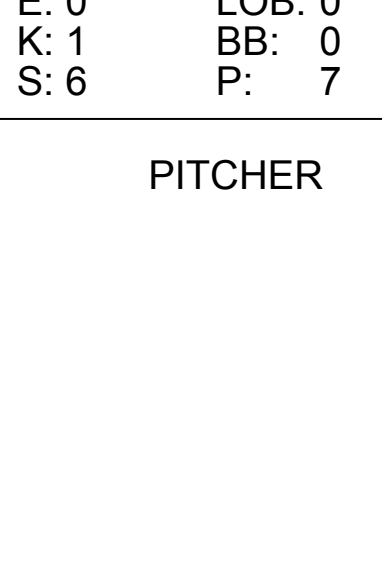
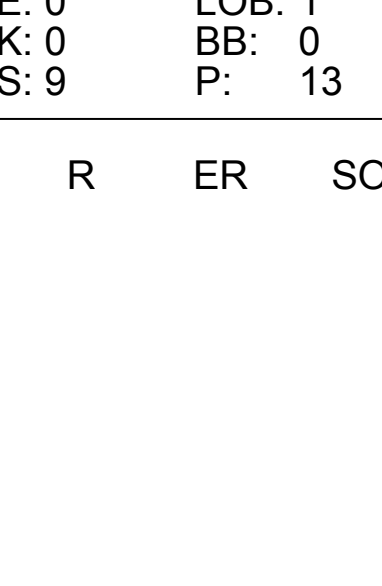
| | |
|-----|----|
| AB | 29 |
| R | 0 |
| H | 3 |
| RBI | 0 |
| BB | 5 |
| SO | 6 |
| LOB | 16 |



| Batter | 1 | 2 | 3 | 4 | 5 | 6 | 7 | 8 | 9 | AB | R | H | RBI | BB | SO | LOB | BOTTOM | | | | | | | | | | |
|--|---------------------------------------|----------------------------------|--------------------------------------|---------------------------------|---------------------------------------|----------------------------------|--------------------------------------|---------------------------------|---------------------------------------|----------------------------------|---------------------------------------|----------------------------------|---------------------------------------|----------------------------------|--------------------------------------|----------------------------------|--|------------------------------------|----------------------------------|--------|--|--|--|--|--|--|--|
| Jerry Hairston, R (1, 4) OBP: 0.389, SLG: 0.384 | K | | | | | | K | | | 4 | 0 | 1 | 1 | 0 | 2 | 1 | Tampa Bay Devil Rays @ Baltimore Orioles Oriole Park at Camden Yards, Baltimore, MD Sat May 17 2003, 7:05 PM EDT Att: 22,653 - Cloudy - 55 F | | | | | | | | | | |
| 6 Melvin Mora, R (1, 8) OBP: 0.390, SLG: 0.471 | | | F8 | | | | | F8 | | 4 | 1 | 1 | 0 | 0 | 0 | 1 | | | | | | | | | | | |
| David Segui, S (1, 10) OBP: 0.410, SLG: 0.483 | | | | | | | | | | 3 | 0 | 0 | 0 | 1 | 2 | 1 | | | | | | | | | | | |
| Jeff Conine, R (1, 3) OBP: 0.343, SLG: 0.400 | | | | | | | | | | 4 | 0 | 1 | 1 | 0 | 1 | 0 | | | | | | | | | | | |
| 31 Jay Gibbons, L (1, 9) OBP: 0.331, SLG: 0.449 | | | | | | | | | | 2 | 0 | 0 | 0 | 1 | 0 | 0 | | | | | | | | | | | |
| Tony Batista, R (1, 5) OBP: 0.288, SLG: 0.368 | | | | | | | | | | 3 | 0 | 0 | 0 | 0 | 1 | 3 | | | | | | | | | | | |
| Larry Bigbie, L (1, 7) OBP: 0.348, SLG: 0.362 | | | | | | | | | | 3 | 0 | 0 | 0 | 0 | 2 | 3 | | | | | | | | | | | |
| Deivi Cruz, R (1, 6) OBP: 0.211, SLG: 0.291 | | | | | | | | | | 3 | 1 | 1 | 0 | 0 | 0 | 0 | | | | | | | | | | | |
| Brook Fordyce, R (1, 2) OBP: 0.270, SLG: 0.328 | | | | | | | | | | 2 | 0 | 1 | 0 | 0 | 1 | 0 | | | | | | | | | | | |
| | | | | | | | | | | | | | | | | | | | | | | | | | | | |
| Inning Stats | R: 1 H: 2 E: 1 K: 3 S: 16 | H: 2 LOB: 3 BB: 2 P: 32 | R: 0 H: 0 E: 0 K: 1 S: 7 | H: 0 LOB: 0 BB: 0 P: 7 | R: 0 H: 0 E: 0 K: 2 S: 13 | H: 0 LOB: 0 BB: 0 P: 18 | R: 0 H: 0 E: 0 K: 0 S: 6 | H: 0 LOB: 0 BB: 0 P: 9 | R: 1 H: 2 E: 0 K: 1 S: 12 | H: 2 LOB: 1 BB: 0 P: 16 | R: 0 H: 0 E: 0 K: 0 S: 10 | H: 0 LOB: 0 BB: 0 P: 17 | R: 0 H: 1 E: 0 K: 2 S: 13 | H: 1 LOB: 0 BB: 0 P: 19 | R: 0 H: 0 E: 0 K: 0 S: 6 | H: 0 LOB: 0 BB: 0 P: 10 | 1B: 3 2B: 2 3B: 0 HR: 0 | SF: 0 SAC: 1 DP: 0 HBP: 0 | WP: 0 PB: 0 SB: 0 CS: 0 | PA: 31 | | | | | | | |
| PITCHER | IP | WLS | BF | H | R | ER | SO | BB | IBB | HBP | BLK | WP | HR | S | P | ERA | WHIP | | | | | | | | | | |
| Geremi Gonzalez, R (1, 1) ERA: 2.57 | 7.0 | L | 28 | 5 | 2 | 2 | 9 | 1 | 0 | 0 | 0 | 0 | 0 | 77 | 118 | 2.57 | 0.857 | | | | | | | | | | |
| Brandon Backe, R (8, 1) ERA: | 1.0 | | 3 | 0 | 0 | 0 | 0 | 0 | 0 | 0 | 0 | 0 | 0 | 6 | 10 | 0.00 | 0.000 | | | | | | | | | | |



| Batter | 1 | 2 | 3 | 4 | 5 | 6 | 7 | 8 | 9 | AB | R | H | RBI | BB | SO | LOB | TOP | | | | | |
|--|--|---|---|--|---|--|--|---|--|----------------------------------|------------------------------|----------------------------------|------------------------------|----------------------------------|-------------------------------|----------------------------------|--|----------------------------------|----------------------------------|------------------------------------|----------------------------------|--------|
| Julio Lugo, R OBP: 0.329, SLG: 0.329 (1, 6) |  | | |  |  | |  |  | | 5 | 1 | 1 | 1 | 0 | 2 | 3 | Tampa Bay Devil Rays @ Baltimore Orioles Oriole Park at Camden Yards, Baltimore, MD Sun May 18 2003, 1:35 PM EDT Att: 34,739 - Cloudy - 56 F | | | | | |
| Damion Easley, R OBP: 0.189, SLG: 0.261 (1, 10) |  | | |  |  | |  | |  | 4 | 0 | 1 | 0 | 0 | 0 | 0 | | | | | | |
| Al Martin, L OBP: 0.321, SLG: 0.355 (9, PH) |  | | |  |  | |  | |  | 1 | 0 | 0 | 0 | 0 | 0 | 0 | | | | | | |
| 5 Rocco Baldelli, R OBP: 0.375, SLG: 0.503 (1, 8) |  | | |  |  | |  | |  | 5 | 2 | 2 | 0 | 0 | 0 | 2 | | | | | | |
| Aubrey Huff, L OBP: 0.374, SLG: 0.600 (1, 9) | |  | |  | |  | |  |  | 5 | 3 | 3 | 2 | 0 | 0 | 0 | | | | | | |
| Travis Lee, L OBP: 0.351, SLG: 0.450 (1, 3) |  | | |  | |  | |  |  | 5 | 2 | 4 | 3 | 0 | 0 | 0 | | | | | | |
| Toby Hall, R OBP: 0.297, SLG: 0.352 (1, 2) |  | | |  | |  | |  |  | 5 | 0 | 2 | 1 | 0 | 1 | 2 | | | | | | |
| 18 Jared Sandberg, R OBP: 0.320, SLG: 0.400 (1, 5) | | |  |  | |  | |  |  | 4 | 1 | 0 | 0 | 1 | 0 | 4 | | | | | | |
| Terry Shumpert, R OBP: 0.261, SLG: 0.429 (1, 4) | | |  | | | | |  | | 3 | 0 | 0 | 0 | 0 | 0 | 0 | | | | | | |
| Marlon Anderson, L OBP: 0.343, SLG: 0.339 (8, PH) | | |  | | | | |  | | 1 | 0 | 1 | 2 | 0 | 0 | 0 | | | | | | |
| Jason Tyner, L OBP: 0.458, SLG: 0.591 (1, 7) | | |  | | | | |  | | 4 | 0 | 2 | 0 | 0 | 0 | 0 | | | | | | |
| Inning Stats | R: 0 E: 0 K: 1 S: 9 | H: 0 LOB: 0 BB: 0 P: 11 | R: 0 E: 0 K: 0 S: 10 | H: 0 LOB: 0 BB: 0 P: 13 | R: 0 E: 0 K: 0 S: 8 | H: 0 LOB: 0 BB: 0 P: 11 | R: 3 E: 0 K: 1 S: 14 | H: 4 LOB: 1 BB: 0 P: 21 | R: 0 E: 0 K: 0 S: 7 | H: 2 LOB: 1 BB: 0 P: 15 | R: 0 E: 0 K: 0 S: 7 | H: 2 LOB: 1 BB: 0 P: 10 | R: 1 E: 0 K: 0 S: 8 | H: 1 LOB: 0 BB: 0 P: 13 | R: 3 E: 0 K: 1 S: 18 | H: 4 LOB: 2 BB: 1 P: 28 | R: 2 E: 0 K: 0 S: 10 | H: 3 LOB: 1 BB: 0 P: 16 | 1B: 9 2B: 4 3B: 2 HR: 1 | SF: 0 SAC: 0 DP: 1 HBP: 0 | WP: 0 PB: 0 SB: 1 CS: 0 | PA: 43 |
| PITCHER | IP | WLS | BF | H | R | ER | SO | BB | IBB | HBP | BLK | WP | HR | S | P | ERA | WHIP | | | | | |
| Omar Daal, L ERA: 5.03 (1, 1) | 7.0 | | 29 | 9 | 4 | 4 | 2 | 0 | 0 | 0 | 0 | 0 | 1 | 67 | 94 | 5.14 | 1.286 | | | | | |
| Kerry Ligtenberg, R ERA: 3.0 (8, 1) | 0.1 | H | 1 | 0 | 0 | 0 | 0 | 0 | 0 | 0 | 0 | 0 | 0 | 5 | 7 | 0.00 | 0.000 | | | | | |
| Buddy Groom, L ERA: 6.23 (8, 1) | 0.1 | B | 4 | 2 | 1 | 1 | 1 | 1 | 0 | 0 | 0 | 0 | 0 | 9 | 16 | 27.00 | 9.000 | | | | | |
| Jorge Julio, R ERA: 4.58 (8, 1) | 1.1 | L | 9 | 5 | 4 | 4 | 0 | 0 | 0 | 0 | 0 | 0 | 0 | 14 | 21 | 27.00 | 3.750 | | | | | |

| Batter | 1 | 2 | 3 | 4 | 5 | 6 | 7 | 8 | 9 | AB | R | H | RBI | BB | SO | LOB | BOTTOM | | | | | |
|---|---|---|---|---|--|---|---|---|---|----------------------------------|------------------------------|---------------------------------|-------------------------------|----------------------------------|------------------------------|----------------------------------|--|---------------------------------|-----------------------------------|------------------------------------|----------------------------------|--------|
| Jerry Hairston, R OBP: 0.384, SLG: 0.378 (1, 4) |  | |  | |  |  | |  | | 5 | 0 | 1 | 0 | 0 | 0 | 1 | Tampa Bay Devil Rays @ Baltimore Orioles Oriole Park at Camden Yards, Baltimore, MD Sun May 18 2003, 1:35 PM EDT Att: 34,739 - Cloudy - 56 F | | | | | |
| 6 Melvin Mora, R OBP: 0.406, SLG: 0.509 (1, 7) |  | |  | |  | |  | |  | 4 | 2 | 3 | 1 | 1 | 0 | 0 | | | | | | |
| David Segui, S OBP: 0.390, SLG: 0.457 (1, 10) |  | |  | |  | |  | |  | 5 | 1 | 0 | 0 | 0 | 1 | 4 | | | | | | |
| Jeff Conine, R OBP: 0.350, SLG: 0.425 (1, 3) |  | |  | |  | |  | |  | 5 | 1 | 3 | 2 | 0 | 0 | 0 | | | | | | |
| 31 Jay Gibbons, L OBP: 0.328, SLG: 0.441 (1, 9) |  | |  | |  | |  | |  | 5 | 1 | 1 | 0 | 0 | 0 | 2 | | | | | | |
| Tony Batista, R OBP: 0.299, SLG: 0.384 (1, 5) | |  | |  | |  | |  | | 4 | 1 | 3 | 1 | 0 | 1 | 0 | | | | | | |
| Gerónimo Gil, R OBP: 0.304, SLG: 0.298 (1, 2) | |  | |  | |  | |  | | 4 | 1 | 2 | 1 | 0 | 0 | 2 | | | | | | |
| Jose Morban, S OBP: 0.333, SLG: 1.333 (8, PR) | | | | | | | |  | | 0 | 0 | 0 | 0 | 0 | 0 | 0 | | | | | | |
| Brook Fordyce, R OBP: 0.270, SLG: 0.328 (9, 2) | | | | | | | |  | | 0 | 0 | 0 | 0 | 0 | 0 | 0 | | | | | | |
| Deivi Cruz, R OBP: 0.214, SLG: 0.315 (1, 6) | | |  | |  | |  | |  | 3 | 1 | 1 | 2 | 0 | 0 | 0 | | | | | | |
| Gary Matthews, S OBP: 0.238, SLG: 0.331 (1, 8) | | |  | |  | |  | |  | 3 | 0 | 0 | 0 | 0 | 1 | 0 | | | | | | |
| Larry Bigbie, L OBP: 0.343, SLG: 0.362 (8, PH) | | | | | | | | | | 0 | 0 | 0 | 1 | 0 | 0 | 0 | | | | | | |
| Inning Stats | R: 0 E: 0 K: 0 S: 8 | H: 2 LOB: 1 BB: 0 P: 11 | R: 0 E: 0 K: 1 S: 8 | H: 0 LOB: 0 BB: 0 P: 11 | R: 0 E: 0 K: 0 S: 10 | H: 1 LOB: 2 BB: 1 P: 19 | R: 3 E: 0 K: 0 S: 12 | H: 4 LOB: 0 BB: 0 P: 19 | R: 2 E: 0 K: 0 S: 15 | H: 3 LOB: 2 BB: 0 P: 23 | R: 0 E: 0 K: 1 S: 6 | H: 0 LOB: 0 BB: 0 P: 7 | R: 0 E: 0 K: 1 S: 10 | H: 0 LOB: 0 BB: 0 P: 12 | R: 2 E: 0 K: 0 S: 9 | H: 3 LOB: 1 BB: 0 P: 13 | R: 1 E: 0 K: 0 S: 5 | H: 1 LOB: 0 BB: 0 P: 5 | 1B: 10 2B: 1 3B: 0 HR: 3 | SF: 1 SAC: 1 DP: 0 HBP: 0 | WP: 0 PB: 0 SB: 1 CS: 1 | PA: 42 |
| PITCHER | IP | WLS | BF | H | R | ER | SO | BB | IBB | HBP | BLK | WP | HR | S | P | ERA | WHIP | | | | | |
| Joe Kennedy, L ERA: 5.81 (1, 1) | 4.2 | | 24 | 10 | 5 | 4 | 1 | 1 | 0 | 0 | 0 | 0 | 0 | 24 | 29 | 0.00 | 1.125 | | | | | |
| Travis Harper, R ERA: 2.84 (5, 1) | 2.2 | | 11 | 3 | 2 | 0 | 2 | 0 | 0 | 0 | 0 | 0 | 0 | 8 | 10 | 5.40 | 0.600 | | | | | |
| Lance Carter, R ERA: 3.46 (8, 1) | 1.2 | W | 6 | 1 | 1 | 1 | 0 | 0 | 0 | 0 | 0 | 0 | 1 | 8 | 10 | 5.40 | 0.600 | | | | | |



| Batter | 1 | 2 | 3 | 4 | 5 | 6 | 7 | 8 | 9 | AB | R | H | RBI | BB | SO | LOB | TOP | | | | | | | | |
|--|-------------------------------|----------------------------------|-------------------------------|----------------------------------|------------------------------|----------------------------------|------------------------------|----------------------------------|-------------------------------|----------------------------------|------------------------------|----------------------------------|-------------------------------|----------------------------------|------------------------------|----------------------------------|--|-------------------------------|----------------------------------|----------------------------------|------------------------------------|----------------------------------|--------|--|--|
| 13 Carl Crawford, L OBP: 0.265, SLG: 0.322 | | | | | | | | | | 4 | 0 | 1 | 1 | 0 | 2 | 1 | Tampa Bay Devil Rays @ Texas Rangers The Ballpark at Arlington, Arlington, TX Tue May 20 2003, 8:05 PM EDT Att: 18,510 - Cloudy - 63 F | | | | | | | | |
| Julio Lugo, R OBP: 0.314, SLG: 0.312 | | | | | | | | | | 4 | 0 | 0 | 0 | 0 | 2 | | | | | | | | | | |
| Aubrey Huff, L OBP: 0.371, SLG: 0.609 | | | | | | | | | | 4 | 1 | 1 | 1 | 0 | 0 | | | | | | | | | | |
| 5 Rocco Baldelli, R OBP: 0.367, SLG: 0.492 | | | | | | | | | | 4 | 0 | 0 | 0 | 0 | 1 | | | | | | | | | | |
| Travis Lee, L OBP: 0.341, SLG: 0.435 | | | | | | | | | | 4 | 0 | 0 | 0 | 0 | 1 | | | | | | | | | | |
| Al Martin, L OBP: 0.328, SLG: 0.355 | | | | | | | | | | 3 | 0 | 1 | 0 | 1 | 1 | | | | | | | | | | |
| Toby Hall, R OBP: 0.303, SLG: 0.352 | | | | | | | | | | 3 | 1 | 1 | 0 | 1 | 1 | | | | | | | | | | |
| Marlon Anderson, L OBP: 0.336, SLG: 0.331 | | | | | | | | | | 3 | 0 | 0 | 0 | 0 | 1 | | | | | | | | | | |
| 1B Jared Sandberg, R OBP: 0.321, SLG: 0.391 | | | | | | | | | | 3 | 0 | 1 | 0 | 0 | 2 | | | | | | | | | | |
| Inning Stats | R: 0 E: 0 K: 1 S: 12 | H: 0 LOB: 0 BB: 0 P: 16 | R: 0 E: 0 K: 0 S: 10 | H: 1 LOB: 2 BB: 1 P: 20 | R: 0 E: 0 K: 2 S: 9 | H: 0 LOB: 0 BB: 0 P: 15 | R: 1 E: 0 K: 1 S: 9 | H: 1 LOB: 0 BB: 0 P: 12 | R: 1 E: 0 K: 1 S: 10 | H: 2 LOB: 1 BB: 0 P: 15 | R: 0 E: 0 K: 2 S: 9 | H: 0 LOB: 0 BB: 0 P: 13 | R: 0 E: 0 K: 1 S: 11 | H: 0 LOB: 1 BB: 1 P: 19 | R: 0 E: 0 K: 0 S: 7 | H: 1 LOB: 1 BB: 0 P: 10 | | R: 0 E: 0 K: 1 S: 14 | H: 0 LOB: 0 BB: 0 P: 18 | 1B: 3 2B: 1 3B: 0 HR: 1 | SF: 0 SAC: 0 DP: 0 HBP: 0 | WP: 0 PB: 0 SB: 1 CS: 0 | PA: 34 | | |
| PITCHER | IP | WLS | BF | H | R | ER | SO | BB | IBB | HBP | BLK | WP | HR | S | P | ERA | WHIP | | | | | | | | |
| 53 Joaquin Benoit, R ERA: 4.56 | 7.0 | W | 27 | 4 | 2 | 2 | 8 | 2 | 0 | 0 | 0 | 0 | 1 | 70 | 110 | 2.57 | 0.857 | | | | | | | | |
| Aaron Fultz, L ERA: 1.82 | 0.2 | H | 3 | 1 | 0 | 0 | 0 | 0 | 0 | 0 | 0 | 0 | 0 | 6 | 9 | 0.00 | 1.500 | | | | | | | | |
| Francisco Cordero, R ERA: 3.98 | 0.1 | H | 1 | 0 | 0 | 0 | 0 | 0 | 0 | 0 | 0 | 0 | 0 | 1 | 1 | 0.00 | 0.000 | | | | | | | | |
| Ugueth Urbina, R ERA: 3.26 | 1.0 | S | 3 | 0 | 0 | 0 | 1 | 0 | 0 | 0 | 0 | 0 | 0 | 14 | 18 | 0.00 | 0.000 | | | | | | | | |

| Batter | 1 | 2 | 3 | 4 | 5 | 6 | 7 | 8 | 9 | AB | R | H | RBI | BB | SO | LOB | BOTTOM | | | | | | | | |
|---|-------------------------------|----------------------------------|-------------------------------|----------------------------------|------------------------------|---------------------------------|------------------------------|----------------------------------|------------------------------|----------------------------------|------------------------------|----------------------------------|------------------------------|----------------------------------|-------------------------------|----------------------------------|--|------------------------------------|----------------------------------|--------|--|--|--|--|--|
| Carl Everett, S OBP: 0.416, SLG: 0.680 | | | | | | | | | | 3 | 0 | 0 | 1 | 0 | 0 | 1 | Tampa Bay Devil Rays @ Texas Rangers The Ballpark at Arlington, Arlington, TX Tue May 20 2003, 8:05 PM EDT Att: 18,510 - Cloudy - 63 F | | | | | | | | |
| 9 Hank Blalock, L OBP: 0.405, SLG: 0.595 | | | | | | | | | | 4 | 2 | 3 | 2 | 0 | 0 | 0 | | | | | | | | | |
| Alex Rodriguez, R OBP: 0.399, SLG: 0.581 | | | | | | | | | | 3 | 1 | 1 | 2 | 1 | 0 | 1 | | | | | | | | | |
| Rafael Palmeiro, L OBP: 0.389, SLG: 0.528 | | | | | | | | | | 3 | 0 | 0 | 0 | 1 | 0 | 1 | | | | | | | | | |
| Juan Gonzalez, R OBP: 0.315, SLG: 0.577 | | | | | | | | | | 4 | 0 | 0 | 0 | 0 | 0 | 3 | | | | | | | | | |
| Donnie Sadler, R OBP: 0.214, SLG: 0.083 | | | | | | | | | | 0 | 0 | 0 | 0 | 0 | 0 | 0 | | | | | | | | | |
| Ruben Sierra, S OBP: 0.315, SLG: 0.369 | | | | | | | | | | 3 | 0 | 1 | 0 | 0 | 0 | 2 | | | | | | | | | |
| Ryan Christenson, R OBP: 0.291, SLG: 0.295 | | | | | | | | | | 0 | 0 | 0 | 0 | 0 | 0 | 0 | | | | | | | | | |
| 23 Mark Teixeira, S OBP: 0.319, SLG: 0.357 | | | | | | | | | | 3 | 0 | 0 | 0 | 0 | 0 | 1 | | | | | | | | | |
| Einar Diaz, R OBP: 0.279, SLG: 0.301 | | | | | | | | | | 3 | 1 | 1 | 0 | 0 | 1 | 0 | | | | | | | | | |
| 10 Michael Young, R OBP: 0.354, SLG: 0.455 | | | | | | | | | | 2 | 1 | 1 | 0 | 1 | 0 | 0 | | | | | | | | | |
| Inning Stats | R: 1 E: 0 K: 0 S: 12 | H: 1 LOB: 2 BB: 2 P: 23 | R: 4 E: 0 K: 0 S: 23 | H: 4 LOB: 0 BB: 0 P: 35 | R: 0 E: 0 K: 0 S: 6 | H: 1 LOB: 0 BB: 0 P: 7 | R: 0 E: 0 K: 1 S: 9 | H: 0 LOB: 0 BB: 1 P: 14 | R: 0 E: 0 K: 0 S: 9 | H: 0 LOB: 0 BB: 0 P: 14 | R: 0 E: 0 K: 0 S: 8 | H: 0 LOB: 0 BB: 0 P: 11 | R: 0 E: 0 K: 0 S: 8 | H: 0 LOB: 0 BB: 0 P: 12 | R: 0 E: 0 K: 0 S: 10 | H: 1 LOB: 1 BB: 0 P: 17 | 1B: 4 2B: 1 3B: 0 HR: 2 | SF: 1 SAC: 0 DP: 2 HBP: 0 | WP: 0 PB: 0 SB: 0 CS: 0 | PA: 32 | | | | | |
| PITCHER | IP | WLS | BF | H | R | ER | SO | BB | IBB | HBP | BLK | WP | HR | S | P | ERA | WHIP | | | | | | | | |
| Dewon Brazelton, R ERA: 5.92 | 6.2 | L | 27 | 6 | 5 | 5 | 1 | 3 | 0 | 0 | 0 | 0 | 2 | 72 | 112 | 6.75 | 1.350 | | | | | | | | |
| Nick Bierbrodt, L ERA: 8.69 | 0.1 | | 2 | 1 | 0 | 0 | 0 | 0 | 0 | 0 | 0 | 0 | 0 | 5 | 8 | 0.00 | 3.000 | | | | | | | | |
| Jesus Colome, R ERA: 3.97 | 1.0 | | 3 | 0 | 0 | 0 | 0 | 0 | 0 | 0 | 0 | 0 | 0 | 8 | 13 | 0.00 | 0.000 | | | | | | | | |



| Batter | 1 | 2 | 3 | 4 | 5 | 6 | 7 | 8 | 9 | AB | R | H | RBI | BB | SO | LOB | TOP | | | | | |
|--|------------------------------|----------------------------------|------------------------------|----------------------------------|------------------------------|---------------------------------|-------------------------------|----------------------------------|------------------------------|---------------------------------|------------------------------|---------------------------------|-------------------------------|----------------------------------|-------------------------------|----------------------------------|--|------------------------------|----------------------------------|-----------------------------------|------------------------------------|----------------------------------|
| 13 Carl Crawford, L OBP: 0.289, SLG: 0.324 | G6-3 | | G4-6-3 | G6-3 | | | G5-3 | K | | 5 | 0 | 2 | 1 | 0 | 1 | 2 | Tampa Bay Devil Rays @ Texas Rangers The Ballpark at Arlington, Arlington, TX Wed May 21 2003, 8:05 PM EDT Att: 18,160 - Overcast - 64 F AB 39 R 7 H 14 RBI 7 BB 2 SO 6 LOB 18 | | | | | |
| Julio Lugo, R OBP: 0.306, SLG: 0.300 | G4-3 | | SF8 | G6-3 | | | BB 1B | K | | 3 | 1 | 0 | 1 | 1 | 1 | 3 | | | | | | |
| Aubrey Huff, L OBP: 0.367, SLG: 0.598 | K | | G4-6-3 | | G6-3 | | BB 1B | G1-3 | | 5 | 1 | 1 | 0 | 0 | 1 | 5 | | | | | | |
| 5 Rocco Baldelli, R OBP: 0.358, SLG: 0.478 | | F9 | | F8 | G6-3 | | K | | K | 5 | 0 | 0 | 0 | 0 | 2 | 2 | | | | | | |
| Travis Lee, L OBP: 0.357, SLG: 0.461 | | 2B | | 1B 1B | | | 1B | G3 | | 4 | 1 | 3 | 0 | 1 | 0 | 0 | | | | | | |
| Al Martin, L OBP: 0.319, SLG: 0.345 Damon Easley, R OBP: 0.189, SLG: 0.261 Jason Tyner, L OBP: 0.462, SLG: 0.583 | F7 | | K | K | P4 | | BB | F7 | | 3 | 0 | 0 | 0 | 0 | 1 | 3 | | | | | | |
| Toby Hall, R OBP: 0.301, SLG: 0.348 | F7 | | 1B 2B | 1B | | | F9 | F9 | | 4 | 1 | 1 | 0 | 0 | 0 | 3 | | | | | | |
| Marlon Anderson, L OBP: 0.347, SLG: 0.344 | | | 13 1B | 18 1B | 18 2B | | G4-3 | 18 1B | | 4 | 2 | 3 | 0 | 0 | 0 | 0 | | | | | | |
| 1B Jared Sandberg, R OBP: 0.375, SLG: 0.481 Terry Shumpert, R OBP: 0.261, SLG: 0.429 | SF8 | | SF8 | 13 1B | 13 1B | | F8 | | | 4 | 1 | 3 | 3 | 0 | 0 | 0 | | | | | | |
| Inning Stats | R: 0 E: 0 K: 1 S: 8 | H: 0 LOB: 0 BB: 0 P: 14 | R: 0 E: 0 K: 0 S: 8 | H: 1 LOB: 1 BB: 0 P: 16 | R: 1 E: 0 K: 0 S: 8 | H: 3 LOB: 1 BB: 0 P: 9 | R: 4 E: 0 K: 1 S: 18 | H: 5 LOB: 1 BB: 0 P: 24 | R: 0 E: 0 K: 0 S: 9 | H: 1 LOB: 1 BB: 0 P: 9 | R: 0 E: 0 K: 0 S: 5 | H: 0 LOB: 0 BB: 0 P: 9 | R: 2 E: 0 K: 1 S: 17 | H: 2 LOB: 2 BB: 2 P: 29 | R: 0 E: 0 K: 2 S: 24 | H: 2 LOB: 3 BB: 0 P: 29 | | R: 0 E: 0 K: 1 S: 7 | H: 0 LOB: 0 BB: 0 P: 10 | 1B: 11 2B: 3 3B: 0 HR: 0 | SF: 1 SAC: 0 DP: 1 HBP: 0 | WP: 0 PB: 0 SB: 1 CS: 1 |
| PITCHER | IP | WLS | BF | H | R | ER | SO | BB | IBB | HBP | BLK | WP | HR | S | P | ERA | WHIP | | | | | |
| Alan Benes, R ERA: 7.65 | 5.1 | | 25 | 10 | 5 | 5 | 2 | 0 | 0 | 0 | 0 | 0 | 0 | 52 | 75 | 8.44 | 1.875 | | | | | |
| Brian Shouse, L ERA: 3.63 | 1.0 | H | 5 | 1 | 2 | 2 | 0 | 1 | 0 | 0 | 0 | 0 | 0 | 11 | 18 | 18.00 | 2.000 | | | | | |
| R.A. Dickey, R ERA: 9.32 | 0.1 | H | 1 | 0 | 0 | 0 | 1 | 0 | 0 | 0 | 0 | 0 | 0 | 3 | 5 | 0.00 | 0.000 | | | | | |
| Aaron Fultz, L ERA: 1.82 | 0.0 | | 1 | 0 | 0 | 0 | 0 | 1 | 0 | 0 | 0 | 0 | 0 | 2 | 6 | - | - | | | | | |
| Francisco Cordero, R ERA: 3.2 | 1.1 | W | 7 | 3 | 0 | 0 | 2 | 0 | 0 | 0 | 0 | 0 | 0 | 29 | 35 | 0.00 | 2.250 | | | | | |

| Batter | 1 | 2 | 3 | 4 | 5 | 6 | 7 | 8 | 9 | AB | R | H | RBI | BB | SO | LOB | BOTTOM | | | | |
|---|------------------------------|---------------------------------|------------------------------|---------------------------------|-------------------------------|----------------------------------|-------------------------------|----------------------------------|------------------------------|---------------------------------|-------------------------------|----------------------------------|-------------------------------|----------------------------------|-------------------------------|----------------------------------|--|------------------------------------|----------------------------------|--------|--|
| 10 Michael Young, R OBP: 0.361, SLG: 0.459 | G5-3 | | 23 3B | 23 HR | | | | L4 | | 5 | 2 | 3 | 0 | 0 | 0 | 0 | Tampa Bay Devil Rays @ Texas Rangers The Ballpark at Arlington, Arlington, TX Wed May 21 2003, 8:05 PM EDT Att: 18,160 - Overcast - 64 F AB 36 R 8 H 13 RBI 8 BB 1 SO 9 LOB 13 | | | | |
| 23 Mark Teixeira, S OBP: 0.322, SLG: 0.408 | G6-3 | | 1B | HR | | K | | G4-3 | | 5 | 2 | 2 | 4 | 0 | 1 | 2 | | | | | |
| Alex Rodriguez, R OBP: 0.391, SLG: 0.568 | G6-3 | | K | K | | K | | | | 4 | 0 | 0 | 0 | 0 | 3 | 3 | | | | | |
| Rafael Palmeiro, L OBP: 0.391, SLG: 0.534 | | P6 | 1B | P5 | | | F9 | | | 4 | 1 | 2 | 1 | 0 | 0 | 0 | | | | | |
| Juan Gonzalez, R OBP: 0.314, SLG: 0.570 | F7 | | 1B | | G5-3 | | G6-3 | | | 4 | 0 | 1 | 0 | 0 | 0 | 1 | | | | | |
| Herbert Perry, R OBP: 0.200, SLG: 0.250 | | | | | | | | | | 4 | 0 | 0 | 0 | 0 | 2 | 3 | | | | | |
| 9 Hank Blalock, L OBP: 0.405, SLG: 0.595 | G6-3 | | K | | K | | F9 | | | 0 | 0 | 0 | 0 | 0 | 0 | 0 | | | | | |
| Ruben Sierra, S OBP: 0.333, SLG: 0.377 Donnie Sadler, R OBP: 0.214, SLG: 0.083 | | | | | G1-3 | | | | | 3 | 1 | 2 | 1 | 1 | 0 | 0 | | | | | |
| Todd Greene, R OBP: 0.302, SLG: 0.575 | | | | | | | | | | 0 | 0 | 0 | 0 | 0 | 0 | 0 | | | | | |
| Ryan Christenson, R OBP: 0.292, SLG: 0.296 | | | | | | | | | | 4 | 1 | 2 | 1 | 0 | 2 | 4 | | | | | |
| Inning Stats | R: 0 E: 0 K: 0 S: 7 | H: 0 LOB: 0 BB: 0 P: 8 | R: 0 E: 0 K: 0 S: 6 | H: 0 LOB: 0 BB: 0 P: 9 | R: 5 E: 0 K: 3 S: 22 | H: 7 LOB: 3 BB: 1 P: 31 | R: 2 E: 0 K: 1 S: 13 | H: 2 LOB: 0 BB: 0 P: 23 | R: 0 E: 0 K: 1 S: 6 | H: 0 LOB: 0 BB: 0 P: 6 | R: 0 E: 0 K: 2 S: 11 | H: 2 LOB: 2 BB: 0 P: 14 | R: 1 E: 0 K: 1 S: 12 | H: 2 LOB: 1 BB: 0 P: 18 | R: 0 E: 0 K: 1 S: 10 | H: 0 LOB: 0 BB: 0 P: 19 | 1B: 9 2B: 1 3B: 2 HR: 1 | SF: 0 SAC: 1 DP: 0 HBP: 0 | WP: 0 PB: 0 SB: 0 CS: 0 | PA: 38 | |
| PITCHER | IP | WLS | BF | H | R | ER | SO | BB | IBB | HBP | BLK | WP | HR | S | P | ERA | WHIP | | | | |
| Jim Parque, L ERA: 11.94 | 2.1 | | 14 | 7 | 5 | 5 | 1 | 0 | 0 | 0 | 0 | 0 | 0 | 29 | 38 | 19.29 | 3.000 | | | | |
| Brandon Backe, R ERA: 4.5 | 3.0 | | 14 | 4 | 2 | 2 | 4 | 0 | 1 | 0 | 0 | 0 | 1 | 30 | 45 | 6.00 | 1.333 | | | | |
| Jesus Colome, R ERA: 4.07 | 1.2 | L | 7 | 2 | 1 | 1 | 3 | 0 | 0 | 0 | 0 | 0 | 0 | 18 | 26 | 5.40 | 1.200 | | | | |
| Al Levine, R ERA: 1.29 | 1.0 | | 3 | 0 | 0 | 0 | 1 | 0 | 0 | 0 | 0 | 0 | 0 | 10 | 19 | 0.00 | 0.000 | | | | |

| Batter | 1 | 2 | 3 | 4 | 5 | 6 | 7 | 8 | 9 | AB | R | H | RBI | BB | SO | LOB | TOP | | | | | | | | | | | |
|---|---|----------------------------------|-------------------------------|----------------------------------|------------------------------|----------------------------------|---------------------------------|----------------------------------|-------------------------------|----------------------------------|-------------------------------|----------------------------------|-------------------------------|----------------------------------|------------------------------|----------------------------------|--|------------------------------------|----------------------------------|------------------------------------|----------------------------------|--------|--|--|--|--|--|--|
| 13 Carl Crawford, L OBP: 0.288, SLG: 0.337 | 4-2 5S 1B BB | 0-0 2H 1B | | 4-2 BB | 2-1 2H 2B | | 4-1 BB | | | 2 | 1 | 2 | 2 | 3 | 0 | 0 | Tampa Bay Devil Rays @ Texas Rangers The Ballpark at Arlington, Arlington, TX Thu May 22 2003, 2:05 PM EDT Att: 20,353 - Cloudy - 71 F livebaseballscorecards.com | | | | | | | | | | | |
| 5 Rocco Baldelli, R OBP: 0.354, SLG: 0.468 | 3-3 SAFE 1B SAFE 1B SAFE 1-2 K | 1-1 SAFE G6-3 | | 0-2 G6-3 | 4-0 IBB | | 0-1 SAFE P4 | | | 4 | 0 | 0 | 0 | 1 | 1 | 6 | | | | | | | | | | | | |
| Aubrey Huff, L OBP: 0.368, SLG: 0.609 | 1-1 2H 1B | | 2-0 G6-3 | | HR K | | 0-2 G3-1 | | | 5 | 1 | 2 | 2 | 0 | 1 | 2 | | | | | | | | | | | | |
| Travis Lee, L OBP: 0.366, SLG: 0.462 | 1-0 1-2 1B | | 1-3 K | | 4-1 HBP 2B BB | | 1-1 G6-3 | | 1-2 G1-6-3 1B | 4 | 1 | 2 | 0 | 1 | 1 | 0 | | | | | | | | | | | | |
| Ben Grievie, L OBP: 0.362, SLG: 0.244 | 1-0 F8 | | 0-1 P6 | | 4-1 HBP 2B BB | | 0-3 K | | 0-1 G1-6-3 1-2 | 4 | 1 | 0 | 0 | 1 | 1 | 3 | | | | | | | | | | | | |
| Julio Lugo, R OBP: 0.302, SLG: 0.286 | 3-2 P3 | | 1-1 G6-3 | | 2-2 2B HBP | | 3-3 K | | 0-6 F9 | 4 | 1 | 0 | 0 | 0 | 1 | 2 | | | | | | | | | | | | |
| Marlon Anderson, L OBP: 0.348, SLG: 0.360 | | 0-0 P6 | | 2-1 F8 | 0-1 13 2B | | 1-0 18 P1-3 2B | | 3-3 K | 5 | 1 | 2 | 3 | 0 | 1 | 0 | | | | | | | | | | | | |
| Javier Valentin, S OBP: 0.283, SLG: 0.400 | 1-1 13 1B 2B | | 2-1 18 2B | | 1-3 K | | 0-1 P6 | | 0-3 K | 5 | 2 | 2 | 0 | 0 | 2 | 2 | | | | | | | | | | | | |
| 1B Jared Sandberg, R OBP: 0.361, SLG: 0.484 | 2-1 G5-3 | | 0-1 2H 2B | | 1-3 K | | 3-2 P1-3 2-3 | | | 4 | 0 | 1 | 1 | 0 | 1 | 3 | | | | | | | | | | | | |
| Inning Stats | R: 1 E: 0 K: 1 S: 15 | H: 2 LOB: 2 BB: 1 P: 28 | R: 1 E: 0 K: 0 S: 8 | H: 2 LOB: 1 BB: 0 P: 12 | R: 0 E: 0 K: 1 S: 6 | H: 0 LOB: 0 BB: 0 P: 9 | R: 1 E: 0 K: 0 S: 13 | H: 2 LOB: 2 BB: 1 P: 22 | R: 5 E: 0 K: 3 S: 19 | H: 3 LOB: 2 BB: 3 P: 38 | R: 0 E: 0 K: 2 S: 10 | H: 0 LOB: 0 BB: 0 P: 14 | R: 0 E: 0 K: 0 S: 9 | H: 1 LOB: 2 BB: 1 P: 17 | R: 0 E: 0 K: 0 S: 8 | H: 1 LOB: 0 BB: 0 P: 9 | R: 0 E: 0 K: 2 S: 7 | H: 0 LOB: 0 BB: 0 P: 10 | 1B: 4 2B: 6 3B: 0 HR: 1 | SF: 0 SAC: 0 DP: 1 HBP: 1 | WP: 0 PB: 0 SB: 1 CS: 0 | PA: 44 | | | | | | |
| PITCHER | IP | WLS | BF | H | R | ER | SO | BB | IBB | HBP | BLK | WP | HR | S | P | ERA | WHIP | | | | | | | | | | | |
| Colby Lewis, R ERA: 8.4 | (1, 1) | 4.0 | 24 | 7 | 7 | 7 | 2 | 4 | 0 | 1 | 0 | 0 | 0 | 1 | 47 | 87 | 15.75 | 2.750 | | | | | | | | | | |
| Brian Shouse, L ERA: 3.79 | (5, 1) | 1.2 | 8 | 2 | 1 | 1 | 4 | 0 | 1 | 0 | 0 | 0 | 0 | 19 | 28 | 5.40 | 1.200 | | | | | | | | | | | |
| Todd Van Poppel, R ERA: 3.86 | (6, 1) | 1.1 | W | 6 | 1 | 0 | 0 | 1 | 0 | 0 | 0 | 0 | 0 | 14 | 25 | 0.00 | 1.500 | | | | | | | | | | | |
| Aaron Fultz, L ERA: 1.75 | (8, 1) | 1.0 | H | 3 | 1 | 0 | 0 | 0 | 0 | 0 | 0 | 0 | 0 | 8 | 9 | 0.00 | 1.000 | | | | | | | | | | | |
| Ugueth Urbina, R ERA: 2.95 | (9, 1) | 1.0 | S | 3 | 0 | 0 | 0 | 2 | 0 | 0 | 0 | 0 | 0 | 7 | 10 | 0.00 | 0.000 | | | | | | | | | | | |
| Batter | 1 | 2 | 3 | 4 | 5 | 6 | 7 | 8 | 9 | AB | R | H | RBI | BB | SO | LOB | BOTTOM | | | | | | | | | | | |
| Carl Everett, S OBP: 0.421, SLG: 0.673 | 4-2 9 G6-3 BB | | 1-2 G4-3 | 4-1 9 HR BB | | 0-0 G3-1 | | 3-1 9 G4-6-3 1B | | 3 | 1 | 1 | 0 | 2 | 0 | 0 | Tampa Bay Devil Rays @ Texas Rangers The Ballpark at Arlington, Arlington, TX Thu May 22 2003, 2:05 PM EDT Att: 20,353 - Cloudy - 71 F livebaseballscorecards.com | | | | | | | | | | | |
| 9 Hank Blalock, L OBP: 0.395, SLG: 0.601 | 0-0 G6-3 1-2 | | 1-2 P3 | 1-1 1H 2H HR | | 2-3 K | | 2-0 G4-6-3 1-2 | | 5 | 1 | 1 | 3 | 0 | 1 | 3 | | | | | | | | | | | | |
| Alex Rodriguez, R OBP: 0.388, SLG: 0.578 | 0-1 F8 | | 1-1 G5-3 | 0-1 F7 | | | 0-0 HR | | | 4 | 1 | 1 | 1 | 0 | 0 | 0 | | | | | | | | | | | | |
| Rafael Palmeiro, L OBP: 0.393, SLG: 0.530 | | 2-2 G3 | | 2B K | | | 1-1 1B 23 G6-4-3 1B | | | 3 | 1 | 1 | 0 | 1 | 1 | 0 | | | | | | | | | | | | |
| Donnie Sadler, R OBP: 0.214, SLG: 0.083 | | | | | | | | | | 0 | 1 | 0 | 0 | 0 | 0 | 0 | | | | | | | | | | | | |
| Juan Gonzalez, R OBP: 0.323, SLG: 0.579 | | 1-1 G4-3 | | 2-1 23 1B 2B | 2-2 SH1-3 1B | | 0-0 23 G6-4-3 1B | | | 4 | 1 | 3 | 0 | 0 | 0 | 0 | | | | | | | | | | | | |
| 23 Mark Teixeira, S OBP: 0.328, SLG: 0.406 | | 4-0 1B WP BB | | 1-0 2H 3H HR 1B | 1-1 F7 | | 0-2 G6-4-3 1-2 | | | 3 | 2 | 1 | 2 | 1 | 0 | 2 | | | | | | | | | | | | |
| Ryan Christenson, R OBP: 0.293, SLG: 0.297 | | 2-2 1B | | 1-1 F9 | 0-1 SH1-3 | | 0-1 3H 3-3 K | | | 3 | 0 | 1 | 0 | 0 | 1 | 2 | | | | | | | | | | | | |
| Einar Diaz, R OBP: 0.287, SLG: 0.336 | | 1-0 1B | | 0-0 1H HR | 1-0 F7 | | 0-1 G6-3 | | | 4 | 1 | 2 | 3 | 0 | 0 | 1 | | | | | | | | | | | | |
| 10 Michael Young, R OBP: 0.364, SLG: 0.460 | | 3-3 G3 | | 1-2 9 HR BB 1B | | 1-3 K | | 3-1 1B | | 4 | 1 | 2 | 0 | 0 | 1 | 2 | | | | | | | | | | | | |
| Inning Stats | R: 0 E: 0 K: 0 S: 6 | H: 0 LOB: 0 BB: 1 P: 10 | R: 1 E: 0 K: 0 S: 10 | H: 2 LOB: 2 BB: 1 P: 20 | R: 0 E: 0 K: 0 S: 8 | H: 0 LOB: 0 BB: 0 P: 11 | R: 7 E: 0 K: 1 S: 18 | H: 5 LOB: 0 BB: 2 P: 33 | R: 0 E: 0 K: 0 S: 8 | H: 1 LOB: 1 BB: 0 P: 12 | R: 0 E: 0 K: 2 S: 8 | H: 0 LOB: 0 BB: 0 P: 11 | R: 2 E: 0 K: 1 S: 12 | H: 3 LOB: 1 BB: 0 P: 16 | R: 0 E: 0 K: 0 S: 7 | H: 2 LOB: 1 BB: 0 P: 15 | 1B: 9 2B: 1 3B: 0 HR: 3 | SF: 0 SAC: 1 DP: 3 HBP: 0 | WP: 1 PB: 0 SB: 0 CS: 0 | PA: 38 | | | | | | | | |
| PITCHER | IP | WLS | BF | H | R | ER | SO | BB | IBB | HBP | BLK | WP | HR | S | P | ERA | WHIP | | | | | | | | | | | |
| Seth McClung, R ERA: 5.35 | (1, 1) | 3.1 | 19 | 6 | 7 | 7 | 0 | 4 | 0 | 0 | 0 | 0 | 1 | 35 | 65 | 18.90 | 3.000 | | | | | | | | | | | |
| Nick Bieri, L ERA: 9.0 | (4, 1) | 0.2 | 4 | 2 | 1 | 1 | 1 | 0 | 0 | 0 | 0 | 0 | 1 | 10 | 14 | 13.50 | 3.000 | | | | | | | | | | | |
| Travis Harper, R ERA: 3.12 | (5, 1) | 3.0 | L | 11 | 3 | 2 | 3 | 0 | 0 | 0 | 0 | 0 | 1 | 25 | 34 | 6.00 | 1.000 | | | | | | | | | | | |
| Al Levine, R ERA: 1.23 | (8, 1) | 1.0 | 4 | 2 | 0 | 0 | 0 | 0 | 0 | 0 | 0 | 0 | 0 | 7 | 15 | 0.00 | 2.000 | | | | | | | | | | | |

| Batter | 1 | 2 | 3 | 4 | 5 | 6 | 7 | 8 | 9 | AB | R | H | RBI | BB | SO | LOB | TOP | | | | | | | | | | |
|--|--------------------------------|----------------------------------|------------------------------|----------------------------------|-------------------------------|----------------------------------|------------------------------|----------------------------------|------------------------------|----------------------------------|------------------------------|----------------------------------|-------------------------------|----------------------------------|------------------------------|----------------------------------|---|----------------------------------|----------------------------------|------------------------------------|-------------------------|--------|--|--|--|--|--|
| 13 Carl Crawford, L (1, 7) OBP: 0.301, SLG: 0.342 | 2-2 FC4-6 1B | 0-0 P4 | | 1-2 2H 1B | | | 4-2 5 1B BB | | 4-1 CS BB | 3 | 0 | 2 | 1 | 2 | 0 | 2 | Tampa Bay Devil Rays @ Anaheim Angels Edison International Field, Anaheim, CA Fri May 23 2003, 10:05 PM EDT Att: 37,902 - Cloudy - 62 F | | | | | | | | | | |
| Julio Lugo, R (1, 6) OBP: 0.287, SLG: 0.270 | 1-2 FC4-6 5 1B 1-2 | | 1-3 K | 1-1 G6-3 | | | 0-0 L8 | | 2-2 G6-3 1-2 | 5 | 0 | 0 | 0 | 0 | 1 | 4 | | | | | | | | | | | |
| 5 Rocco Baldelli, R (1, 8) OBP: 0.365, SLG: 0.492 | 1-2 1B | | 1-0 HR | | 1-2 G6-3 | | 1-0 1B | | 1-1 1B | 5 | 1 | 4 | 1 | 0 | 0 | 0 | | | | | | | | | | | |
| Aubrey Huff, L (1, 9) OBP: 0.364, SLG: 0.598 | 0-0 F8 | | 0-2 S 1B | | 0-0 G4-3 | | 3-2 K | | 1-1 G1-3 | 5 | 0 | 1 | 0 | 0 | 1 | 5 | | | | | | | | | | | |
| Travis Lee, L (1, 3) OBP: 0.356, SLG: 0.449 | 2-3 K | | 1-3 K | | 2-3 K | | | | 1-2 G4-3 | 4 | 0 | 0 | 0 | 0 | 3 | 3 | | | | | | | | | | | |
| Toby Hall, R (1, 2) OBP: 0.300, SLG: 0.346 | | 0-1 F7 | 1-1 G5-3 | | | 1-1 P4 | | 1-0 FC4-6 1B | | 4 | 0 | 1 | 0 | 0 | 0 | 1 | | | | | | | | | | | |
| Ben Grieve, L (1, 10) OBP: 0.371, SLG: 0.286 | | 1-0 2B 1B | | 2-1 13 1B 2B | | 3-3 K | | 2-0 FC4-6 1-2 3B | | 4 | 2 | 2 | 0 | 0 | 1 | 1 | | | | | | | | | | | |
| 18 Jared Sandberg, R (1, 5) OBP: 0.350, SLG: 0.514 | | 2-3 K | | 0-0 F7 | | 0-0 G6-3 | | 0-0 1-1 3B | | 4 | 0 | 1 | 1 | 0 | 1 | 2 | | | | | | | | | | | |
| Terry Shumpert, R (1, 4) OBP: 0.265, SLG: 0.444 | | 0-0 1-3 2B | | 2-0 G5-3 | | | 0-2 G5-3 | | 1-0 G4-3 | 3 | 0 | 1 | 0 | 0 | 0 | 1 | | | | | | | | | | | |
| Marlon Anderson, L (8, PH) OBP: 0.346, SLG: 0.358 | | | | | | | | | | 1 | 0 | 0 | 0 | 0 | 0 | 1 | | | | | | | | | | | |
| Inning Stats | R: 0 E: 0 K: 1 S: 14 | H: 2 LOB: 2 BB: 0 P: 20 | R: 0 E: 0 K: 1 S: 8 | H: 2 LOB: 2 BB: 0 P: 11 | R: 1 E: 0 K: 2 S: 12 | H: 2 LOB: 1 BB: 0 P: 16 | R: 1 E: 0 K: 0 S: 9 | H: 2 LOB: 1 BB: 0 P: 15 | R: 0 E: 0 K: 1 S: 8 | H: 0 LOB: 0 BB: 0 P: 11 | R: 0 E: 0 K: 1 S: 7 | H: 0 LOB: 0 BB: 0 P: 11 | R: 0 E: 0 K: 1 S: 13 | H: 1 LOB: 2 BB: 1 P: 21 | R: 1 E: 0 K: 0 S: 9 | H: 2 LOB: 1 BB: 0 P: 14 | R: 0 E: 0 K: 0 S: 9 | H: 1 LOB: 1 BB: 1 P: 16 | 1B: 8 2B: 2 3B: 1 HR: 1 | SF: 0 SAC: 0 DP: 0 HBP: 0 | WP: 0 PB: 0 CS: 1 | PA: 40 | | | | | |
| PITCHER | IP | WLS | BF | H | R | ER | SO | BB | IBB | HBP | BLK | WP | HR | S | P | ERA | WHIP | | | | | | | | | | |
| Jarrod Washburn, L (1, 1) ERA: 3.52 | 7.2 | L | 35 | 11 | 3 | 3 | 7 | 1 | 0 | 0 | 0 | 0 | 1 | 79 | 117 | 3.52 | 1.565 | | | | | | | | | | |
| Ben Weber, R (8, 1) ERA: 2.13 | 1.1 | | 5 | 1 | 0 | 0 | 0 | 1 | 0 | 0 | 0 | 0 | 0 | 10 | 18 | 0.00 | 1.500 | | | | | | | | | | |

| Batter | 1 | 2 | 3 | 4 | 5 | 6 | 7 | 8 | 9 | AB | R | H | RBI | BB | SO | LOB | BOTTOM | | | | | | | | | | |
|---|------------------------------|----------------------------------|-------------------------------|----------------------------------|------------------------------|----------------------------------|-------------------------------|----------------------------------|-------------------------------|----------------------------------|------------------------------|----------------------------------|-------------------------------|----------------------------------|------------------------------|----------------------------------|---|----------------------------------|----------------------------------|------------------------------------|-------------------------|--------|--|--|--|--|--|
| David Eckstein, R (1, 6) OBP: 0.336, SLG: 0.346 | 1-2 G6-3 | | 0-0 F7 | | | 4-2 BB | | | 2-2 P3 | 4 | 0 | 1 | 0 | 1 | 0 | 1 | Tampa Bay Devil Rays @ Anaheim Angels Edison International Field, Anaheim, CA Fri May 23 2003, 10:05 PM EDT Att: 37,902 - Cloudy - 62 F | | | | | | | | | | |
| Adam Kennedy, L (1, 4) OBP: 0.348, SLG: 0.390 | 1-1 G3 | | 0-0 HR | | 1-2 F8 | | 4-0 1B | | | 3 | 1 | 1 | 1 | 1 | 0 | 1 | | | | | | | | | | | |
| Tim Salmon, R (1, 9) OBP: 0.388, SLG: 0.503 | 1-1 F9 | | 1-2 P3 | | 2-1 L7 | | 1-3 K | | | 4 | 0 | 0 | 0 | 0 | 1 | 3 | | | | | | | | | | | |
| 16 Garret Anderson, L (1, 7) OBP: 0.338, SLG: 0.532 | | 1-3 K | | 3-2 F8 | | 0-0 G4-3 | | 2-2 F8 | | 4 | 0 | 0 | 0 | 0 | 1 | 0 | | | | | | | | | | | |
| Troy Glaus, R (1, 5) OBP: 0.390, SLG: 0.578 | | 4-0 BB BB | | 1-2 F7 | | 3-2 K | | 2-3 K | | 3 | 0 | 0 | 0 | 1 | 2 | 0 | | | | | | | | | | | |
| Brad Fullmer, L (1, 10) OBP: 0.396, SLG: 0.465 | | 2-3 SAFE K | | 4-2 1B BB | | 4-2 S BB | | 2-3 K | | 1 | 0 | 0 | 0 | 2 | 1 | 1 | | | | | | | | | | | |
| Shawn Wooten, R (8, PH) OBP: 0.343, SLG: 0.439 | | | | | | | | | | 1 | 0 | 0 | 0 | 0 | 1 | 0 | | | | | | | | | | | |
| Scott Spiezio, S (1, 3) OBP: 0.315, SLG: 0.417 | | 4-2 SAFE BB | | 2-0 F7 | | 2-1 F7 | | | 1-1 P5 | 3 | 0 | 1 | 0 | 1 | 0 | 1 | | | | | | | | | | | |
| Bengie Molina, R (1, 2) OBP: 0.307, SLG: 0.389 | | 1-2 BB | | 1-2 1B | | | | | 0-1 G6-3 | 4 | 0 | 0 | 0 | 0 | 0 | 4 | | | | | | | | | | | |
| Jeff DaVanon, S (1, 8) OBP: 0.317, SLG: 0.439 | | | 3-3 K | | 3-3 K | | 3-3 K | | 1-0 1B | 4 | 0 | 1 | 0 | 0 | 3 | 0 | | | | | | | | | | | |
| Inning Stats | R: 0 E: 0 K: 0 S: 7 | H: 0 LOB: 0 BB: 0 P: 10 | R: 0 E: 0 K: 2 S: 13 | H: 0 LOB: 2 BB: 2 P: 24 | R: 1 E: 0 K: 1 S: 9 | H: 1 LOB: 0 BB: 0 P: 13 | R: 0 E: 0 K: 0 S: 11 | H: 1 LOB: 2 BB: 1 P: 22 | R: 0 E: 0 K: 1 S: 10 | H: 0 LOB: 1 BB: 1 P: 20 | R: 0 E: 0 K: 1 S: 8 | H: 0 LOB: 1 BB: 1 P: 17 | R: 0 E: 0 K: 2 S: 17 | H: 1 LOB: 2 BB: 1 P: 25 | R: 0 E: 0 K: 2 S: 9 | H: 0 LOB: 0 BB: 0 P: 15 | R: 0 E: 0 K: 0 S: 8 | H: 1 LOB: 1 BB: 0 P: 12 | 1B: 3 2B: 0 3B: 0 HR: 1 | SF: 0 SAC: 0 DP: 0 HBP: 0 | WP: 0 PB: 0 CS: 0 | PA: 37 | | | | | |
| PITCHER | IP | WLS | BF | H | R | ER | SO | BB | IBB | HBP | BLK | WP | HR | S | P | ERA | WHIP | | | | | | | | | | |
| Geremi Gonzalez, R (1, 1) ERA: 2.08 | 6.0 | W | 25 | 2 | 1 | 1 | 5 | 5 | 0 | 0 | 0 | 0 | 0 | 58 | 106 | 1.50 | 1.167 | | | | | | | | | | |
| Jesus Colome, R (7, 1) ERA: 3.91 | 1.0 | H | 5 | 1 | 0 | 0 | 2 | 1 | 0 | 0 | 0 | 0 | 0 | 17 | 25 | 0.00 | 2.000 | | | | | | | | | | |
| Mike Venafro, L (8, 1) ERA: 4.09 | 0.2 | H | 2 | 0 | 0 | 0 | 1 | 0 | 0 | 0 | 0 | 0 | 0 | 6 | 10 | 0.00 | 0.000 | | | | | | | | | | |
| Lance Carter, R (8, 1) ERA: 3.29 | 1.1 | S | 5 | 1 | 0 | 0 | 1 | 0 | 0 | 0 | 0 | 0 | 0 | 11 | 17 | 0.00 | 0.750 | | | | | | | | | | |

| Batter | 1 | 2 | 3 | 4 | 5 | 6 | 7 | 8 | 9 | AB | R | H | RBI | BB | SO | LOB | TOP | | |
|---|--|---------------------------------------|---------------------------------------|---------------------------------------|---------------------------------------|---------------------------------------|---------------------------------------|---------------------------------------|---------------------------------------|---------------------------------------|---------------------------------------|---------------------------------------|---------------------------------------|---------------------------------------|---------------------------------------|---------------------------------------|--|------------------------------------|--------------------------|
| 13 Carl Crawford, L OBP: 0.305, SLG: 0.356 | 1-1 G6-4-3 1B | | 2-1 F7 | | 3-1 WP 3B | | | 3-2 G6-3 | | 4 | 1 | 2 | 0 | 0 | 0 | 2 | Tampa Bay Devil Rays @ Anaheim Angels Edison International Field, Anaheim, CA Sat May 24 2003, 4:05 PM EDT Att: 41,414 - Overcast - 61 F | | |
| 5 Rocco Baldelli, R OBP: 0.367, SLG: 0.492 | 1 SAFE 0-1 F8 | | 3-2 HBP 1B | | 1-2 K | | | 0-1 1B | | 4 | 0 | 2 | 1 | 0 | 1 | 2 | | | |
| Aubrey Huff, L OBP: 0.366, SLG: 0.594 | 0-2 G6-4-3 1-2 | | 1-0 HBP | | 2-1 G3 | | | 1-1 1B | | 3 | 0 | 1 | 0 | 0 | 0 | 1 | | | |
| Travis Lee, L OBP: 0.346, SLG: 0.436 | | | 2-1 F7 | | 2-3 K | | | 0-3 1B | | 4 | 0 | 0 | 0 | 0 | 2 | 5 | | | |
| Ben Grieve, L OBP: 0.348, SLG: 0.264 | | | 1-3 K | | 2-2 G4-3 | | | 0-0 G3 | | 4 | 0 | 0 | 0 | 0 | 1 | 2 | | | |
| Marlon Anderson, L OBP: 0.336, SLG: 0.348 | | | 2-2 G6-3 | | 1-0 P6 | | | 0-1 G4-3 | | 4 | 0 | 0 | 0 | 0 | 0 | 0 | | | |
| Javier Valentin, S OBP: 0.281, SLG: 0.389 | | | 1-2 18 HBP 5 1B | | 1-3 K | | | 0-1 G6-3 | | 4 | 1 | 1 | 0 | 0 | 1 | 0 | | | |
| 18 Jared Sandberg, R OBP: 0.357, SLG: 0.500 | | | 2-2 5 1B | | 2-2 F8 | | | 0-1 G6-3 | | 1 | 0 | 0 | 0 | 0 | 0 | 1 | | | |
| Damon Easley, R OBP: 0.195, SLG: 0.256 | | | 1-2 HBP | | 1-2 F8 | | | 2-2 G5-3 | | 2 | 0 | 0 | 0 | 0 | 0 | 0 | | | |
| Julio Lugo, R OBP: 0.279, SLG: 0.261 | | | 0-0 B1 | | 2-1 B1-3 | | | 2-2 G5-3 | | 3 | 0 | 0 | 0 | 0 | 0 | 2 | | | |
| Inning Stats | R: 0 E: 0 K: 0 S: 7 | H: 1 LOB: 0 BB: 0 P: 8 | R: 0 E: 0 K: 1 S: 10 | H: 0 LOB: 0 BB: 0 P: 15 | R: 1 E: 0 K: 1 S: 14 | H: 2 LOB: 3 BB: 0 P: 25 | R: 0 E: 0 K: 1 S: 10 | H: 0 LOB: 1 BB: 0 P: 16 | R: 1 E: 0 K: 1 S: 10 | H: 1 LOB: 0 BB: 0 P: 18 | R: 0 E: 0 K: 0 S: 7 | H: 0 LOB: 0 BB: 0 P: 9 | R: 0 E: 0 K: 1 S: 11 | H: 2 LOB: 2 BB: 0 P: 15 | R: 0 E: 0 K: 0 S: 5 | H: 0 LOB: 0 BB: 0 P: 10 | 1B: 5 2B: 0 3B: 1 HR: 0 | SF: 0 SAC: 0 DP: 1 HBP: 2 | WP: 2 PA: 35 CS: 0 |
| PITCHER | IP WLS BF H R ER SO | IP WLS BF H R ER SO | IP WLS BF H R ER SO | IP WLS BF H R ER SO | IP WLS BF H R ER SO | IP WLS BF H R ER SO | IP WLS BF H R ER SO | IP WLS BF H R ER SO | IP WLS BF H R ER SO | IP WLS BF H R ER SO | IP WLS BF H R ER SO | IP WLS BF H R ER SO | IP WLS BF H R ER SO | IP WLS BF H R ER SO | IP WLS BF H R ER SO | IP WLS BF H R ER SO | ERA WHIP | ERA WHIP | |
| 41 John Lackey, R ERA: 5.88 | (1, 1) 7.0 W 27 4 2 2 4 | | | | | | | | | | | | | | | | | 2.57 | 0.571 |
| Scott Schoeneweis, L ERA: 4.5 | (8, 1) 1.0 H 5 2 0 0 1 | | | | | | | | | | | | | | | | | 0.00 | 2.000 |
| Mickey Callaway, R ERA: 4.94 | (9, 1) 1.0 3 0 0 0 0 | | | | | | | | | | | | | | | | | 0.00 | 0.000 |

| Batter | 1 | 2 | 3 | 4 | 5 | 6 | 7 | 8 | 9 | AB | R | H | RBI | BB | SO | LOB | BOTTOM | | |
|--|--|---------------------------------------|---------------------------------------|---------------------------------------|---------------------------------------|---------------------------------------|---------------------------------------|---------------------------------------|---------------------------------------|---------------------------------------|---------------------------------------|---------------------------------------|---------------------------------------|---------------------------------------|---------------------------------------|---------------------------------------|--|------------------------------------|--------------------------|
| David Eckstein, R OBP: 0.333, SLG: 0.339 | 1-3 K | 3-1 G5-3 | | 2-2 G1-3 | | 1-0 G5-3 | | 4-2 2B BB | | 4 | 1 | 0 | 0 | 1 | 1 | 3 | Tampa Bay Devil Rays @ Anaheim Angels Edison International Field, Anaheim, CA Sat May 24 2003, 4:05 PM EDT Att: 41,414 - Overcast - 61 F | | |
| Troy Glaus, R OBP: 0.401, SLG: 0.612 | 2-2 16 S 1B | | 3-1 G5-3 | | 0-1 1B BB 1B | | 3-1 HR | 1-0 1B 2B | | 5 | 2 | 4 | 4 | 0 | 0 | 0 | | | |
| Tim Salmon, R OBP: 0.394, SLG: 0.497 | 1-1 F7 | | 4-2 BB | | 4-1 1B BB 1B | | 0-1 P6 | 4-1 BB | | 2 | 0 | 0 | 0 | 3 | 0 | 1 | | | |
| 16 Garret Anderson, L OBP: 0.335, SLG: 0.529 | 1 SAFE 1-2 P2 | | 1-0 F7 | | 0-2 P2 | | 3-1 2B | 0-1 F7 | | 5 | 0 | 1 | 0 | 0 | 0 | 6 | | | |
| Shawn Wooten, R OBP: 0.356, SLG: 0.441 | | | 4-1 1B BB | | 3-0 1B | | 0-0 F7 | 2-3 K | | 2 | 1 | 1 | 0 | 1 | 0 | 1 | | | |
| Jeff DaVanon, S OBP: 0.306, SLG: 0.424 | | | 1-2 BB | | 1-2 1B | | 1-1 F8 | | | 2 | 0 | 0 | 0 | 0 | 1 | 3 | | | |
| Scott Spiezio, S OBP: 0.320, SLG: 0.419 | 1 SAFE 1-3 K | | 1-0 2B G3 1B | | 1-2 1B | | 1-1 F8 | | | 4 | 1 | 2 | 1 | 0 | 1 | 2 | | | |
| Benji Gil, R OBP: 0.162, SLG: 0.167 | | | 0-0 G1-6-3 | | 3-2 G3 2B | | 0-2 G4-6-3 | | | 2 | 0 | 1 | 0 | 0 | 0 | 1 | | | |
| Adam Kennedy, L OBP: 0.342, SLG: 0.382 | | | 1-2 G1-6-3 | | 1-3 2B | | 1-2 1B | | | 2 | 0 | 0 | 0 | 0 | 1 | 3 | | | |
| José Molina, R OBP: 0.130, SLG: 0.130 | | | 1-1 1B | | 0-0 G3 | | 2-3 K | 0-0 BB 1B | | 4 | 1 | 2 | 1 | 0 | 1 | 1 | | | |
| Eric Owens, R OBP: 0.263, SLG: 0.244 | | | 2-0 1B | | 0-3 K | | 3-2 F8 | 1-0 BB 2B | | 4 | 1 | 2 | 1 | 0 | 1 | 1 | | | |
| Inning Stats | R: 0 E: 0 K: 1 S: 11 | H: 1 LOB: 1 BB: 0 P: 16 | R: 1 E: 0 K: 1 S: 11 | H: 2 LOB: 2 BB: 1 P: 22 | R: 0 E: 0 K: 0 S: 6 | H: 0 LOB: 1 BB: 1 P: 15 | R: 1 E: 0 K: 1 S: 13 | H: 2 LOB: 0 BB: 0 P: 19 | R: 1 E: 0 K: 0 S: 14 | H: 3 LOB: 2 BB: 1 P: 22 | R: 0 E: 0 K: 1 S: 8 | H: 0 LOB: 0 BB: 0 P: 14 | R: 1 E: 0 K: 0 S: 9 | H: 2 LOB: 1 BB: 0 P: 16 | R: 3 E: 0 K: 2 S: 16 | H: 3 LOB: 2 BB: 2 P: 30 | 1B: 9 2B: 3 3B: 0 HR: 1 | SF: 0 SAC: 0 DP: 1 HBP: 0 | WP: 0 PA: 41 CS: 0 |
| PITCHER | IP WLS BF H R ER SO | IP WLS BF H R ER SO | IP WLS BF H R ER SO | IP WLS BF H R ER SO | IP WLS BF H R ER SO | IP WLS BF H R ER SO | IP WLS BF H R ER SO | IP WLS BF H R ER SO | IP WLS BF H R ER SO | IP WLS BF H R ER SO | IP WLS BF H R ER SO | IP WLS BF H R ER SO | IP WLS BF H R ER SO | IP WLS BF H R ER SO | IP WLS BF H R ER SO | IP WLS BF H R ER SO | ERA WHIP | ERA WHIP | |
| Joe Kennedy, L ERA: 5.83 | (1, 1) 4.1 L 24 8 3 3 3 | | | | | | | | | | | | | | | | | 6.23 | 2.538 |
| Victor Zambrano, R ERA: 6.08 | (5, 1) 2.2 9 2 1 1 1 | | | | | | | | | | | | | | | | | 3.38 | 0.750 |
| Brandon Backe, R ERA: 10.38 | (8, 1) 0.1 6 3 3 3 1 | | | | | | | | | | | | | | | | | 81.00 | 15.000 |
| Mike Venafro, L ERA: 3.86 | (8, 1) 0.2 2 0 0 0 1 | | | | | | | | | | | | | | | | | 0.00 | 0.000 |



| Batter | 1 | 2 | 3 | 4 | 5 | 6 | 7 | 8 | 9 | AB | R | H | RBI | BB | SO | LOB | TOP | | | |
|---|---|----------------------------------|-------------------------------|----------------------------------|-------------------------------|----------------------------------|------------------------------|---------------------------------|-------------------------------|----------------------------------|-------------------------------|----------------------------------|-------------------------------|----------------------------------|------------------------------|----------------------------------|--|----------------------------------|------------------------------------|-------------------------|
| 13 Carl Crawford, L OBP: 0.299, SLG: 0.349 | G4-3 | | P3 | | | | G6-3 | | | 4 | 0 | 0 | 0 | 0 | 1 | 4 | Tampa Bay Devil Rays @ Anaheim Angels Edison International Field, Anaheim, CA Sun May 25 2003, 4:05 PM EDT Att: 34,777 - Overcast - 68 F livebaseballscorecards.com | | | |
| 5 Rocco Baldelli, R OBP: 0.365, SLG: 0.487 | G6-3 | | K | | | G5-3 | | 1B | 4 | 0 | 1 | 0 | 0 | 1 | 3 | | | | | |
| Aubrey Huff, L OBP: 0.359, SLG: 0.582 | K | | G4-3 | | | F8 | | F8 | 4 | 0 | 0 | 0 | 0 | 1 | 2 | | | | | |
| Travis Lee, L OBP: 0.344, SLG: 0.427 | | | | | | P6 | | F9 | 3 | 0 | 0 | 0 | 1 | 1 | 1 | | | | | |
| Ben Grieve, L OBP: 0.343, SLG: 0.316 | F8 | | F8 | | | HR | | K | 4 | 1 | 1 | 1 | 0 | 1 | 2 | | | | | |
| Toby Hall, R OBP: 0.294, SLG: 0.338 Jason Tyner, L OBP: 0.444, SLG: 0.560 | F7 | | L5 | | | G5-3 | | | 3 | 0 | 0 | 0 | 0 | 0 | 1 | | | | | |
| Marlon Anderson, L OBP: 0.341, SLG: 0.347 | | | | | | | | | 1 | 0 | 0 | 0 | 0 | 1 | 0 | | | | | |
| Damon Easley, R OBP: 0.179, SLG: 0.247 Al Martin, L OBP: 0.317, SLG: 0.342 | P3 | | | | | | | | 3 | 0 | 0 | 0 | 0 | 0 | 3 | | | | | |
| Julio Lugo, R OBP: 0.299, SLG: 0.284 | | | | | | | | | 1 | 0 | 0 | 0 | 0 | 0 | 0 | | | | | |
| Inning Stats | R: 0 E: 0 K: 1 S: 12 | H: 0 LOB: 0 BB: 0 P: 17 | R: 0 E: 0 K: 0 S: 12 | H: 0 LOB: 2 BB: 2 P: 22 | R: 0 E: 0 K: 1 S: 10 | H: 1 LOB: 1 BB: 0 P: 13 | R: 0 E: 0 K: 1 S: 5 | H: 0 LOB: 0 BB: 0 P: 8 | R: 0 E: 0 K: 1 S: 13 | H: 2 LOB: 2 BB: 0 P: 19 | R: 1 E: 0 K: 0 S: 11 | H: 1 LOB: 0 BB: 0 P: 16 | R: 0 E: 0 K: 0 S: 10 | H: 1 LOB: 1 BB: 0 P: 15 | R: 0 E: 0 K: 1 S: 9 | H: 0 LOB: 0 BB: 0 P: 10 | | 1B: 5 2B: 0 3B: 0 HR: 1 | SF: 0 SAC: 0 DP: 0 HBP: 0 | WP: 0 PB: 0 CS: 0 |
| PITCHER | IP WLS BF H R ER SO BB IBB HBP BLK WP HR S P ERA WHIP | | | | | | | | | | | | | | | | | | | |
| Kevin Appier, R ERA: 5.99 | (1, 1) 6.0 W 24 4 1 1 4 1 1 0 0 0 1 63 95 1.50 0.833 | | | | | | | | | | | | | | | | | | | |
| 62 Scot Shields, R ERA: 1.51 | (7, 1) 2.0 8 2 0 0 1 0 0 0 0 0 0 19 29 0.00 1.000 | | | | | | | | | | | | | | | | | | | |
| Francisco Rodriguez, R ERA: 5.11 | (9, 1) 1.0 3 0 0 0 2 0 0 0 0 0 0 9 10 0.00 0.000 | | | | | | | | | | | | | | | | | | | |

| Batter | 1 | 2 | 3 | 4 | 5 | 6 | 7 | 8 | 9 | AB | R | H | RBI | BB | SO | LOB | BOTTOM | | | |
|--|---|----------------------------------|------------------------------|----------------------------------|-------------------------------|----------------------------------|------------------------------|----------------------------------|-------------------------------|----------------------------------|------------------------------|----------------------------------|------------------------------|----------------------------------|------------------------------|----------------------------------|--|------------------------------------|-------------------------|--------|
| David Eckstein, R OBP: 0.338, SLG: 0.344 | F7 | | 1B | | | | SH2-3 | | | 3 | 2 | 2 | 0 | 0 | 0 | 0 | Tampa Bay Devil Rays @ Anaheim Angels Edison International Field, Anaheim, CA Sun May 25 2003, 4:05 PM EDT Att: 34,777 - Overcast - 68 F livebaseballscorecards.com | | | |
| Troy Glaus, R OBP: 0.409, SLG: 0.619 | BB | | 1B | | | 1B | | F9 | 3 | 2 | 2 | 0 | 1 | 0 | 1 | | | | | |
| Tim Salmon, R OBP: 0.396, SLG: 0.500 Eric Owens, R OBP: 0.263, SLG: 0.244 | 2B | | 1B | | | 1B | | 2B | 3 | 0 | 1 | 1 | 0 | 1 | 2 | | | | | |
| 16 Garret Anderson, L OBP: 0.333, SLG: 0.533 | K | | 1B | | | 3B | | F8 | 4 | 1 | 1 | 1 | 0 | 1 | 4 | | | | | |
| Brad Fullmer, L OBP: 0.395, SLG: 0.458 Shawn Wooten, R OBP: 0.305, SLG: 0.441 9 Chone Figgins, S OBP: 0.324, SLG: 0.294 | HBP | | 1B | | | 3B | | | 2 | 0 | 0 | 0 | 1 | 2 | 0 | | | | | |
| Scott Spiezio, S OBP: 0.312, SLG: 0.408 | BB | | | | | | | | 0 | 0 | 0 | 0 | 0 | 0 | 0 | | | | | |
| Scott Spiezio, S OBP: 0.312, SLG: 0.408 | K | | | | | | | | 4 | 0 | 0 | 0 | 0 | 2 | 4 | | | | | |
| Bengie Molina, R OBP: 0.299, SLG: 0.378 | | | | | | | | | 4 | 0 | 0 | 0 | 0 | 0 | 2 | | | | | |
| Adam Kennedy, L OBP: 0.331, SLG: 0.368 | | | | | | | | | 4 | 0 | 0 | 0 | 0 | 1 | 2 | | | | | |
| Jeff DaVanon, S OBP: 0.308, SLG: 0.435 | | | | | | | | | 3 | 1 | 1 | 0 | 0 | 1 | 0 | | | | | |
| Inning Stats | R: 0 E: 0 K: 2 S: 12 | H: 1 LOB: 3 BB: 1 P: 21 | R: 0 E: 0 K: 0 S: 8 | H: 0 LOB: 0 BB: 0 P: 14 | R: 2 E: 1 K: 1 S: 13 | H: 2 LOB: 0 BB: 0 P: 21 | R: 0 E: 0 K: 2 S: 9 | H: 0 LOB: 0 BB: 0 P: 11 | R: 3 E: 0 K: 2 S: 12 | H: 2 LOB: 1 BB: 1 P: 24 | R: 0 E: 0 K: 0 S: 8 | H: 0 LOB: 0 BB: 0 P: 11 | R: 1 E: 0 K: 1 S: 8 | H: 2 LOB: 1 BB: 0 P: 11 | R: 0 E: 0 K: 0 S: 9 | H: 0 LOB: 2 BB: 1 P: 18 | 1B: 3 2B: 3 3B: 1 HR: 0 | SF: 0 SAC: 1 DP: 1 HBP: 1 | WP: 1 PB: 0 CS: 0 | PA: 35 |
| PITCHER | IP WLS BF H R ER SO BB IBB HBP BLK WP HR S P ERA WHIP | | | | | | | | | | | | | | | | | | | |
| Dewon Brazelton, R ERA: 5.83 | (1, 1) 5.0 L 23 5 3 3 7 1 1 1 0 0 0 54 91 5.40 1.200 | | | | | | | | | | | | | | | | | | | |
| Travis Harper, R ERA: 3.22 | (6, 1) 1.2 7 2 1 1 1 0 0 0 0 0 0 15 21 5.40 1.200 | | | | | | | | | | | | | | | | | | | |
| Nick Bierbrodt, L ERA: 8.59 | (7, 1) 1.1 5 0 0 0 0 1 0 0 0 0 0 10 19 0.00 0.750 | | | | | | | | | | | | | | | | | | | |

| Batter | 1 | 2 | 3 | 4 | 5 | 6 | 7 | 8 | 9 | AB | R | H | RBI | BB | SO | LOB | TOP | | | | | | | | | | |
|---|------------------------------|---------------------------------|------------------------------|----------------------------------|------------------------------|----------------------------------|------------------------------|---------------------------------|-------------------------------|----------------------------------|------------------------------|----------------------------------|------------------------------|----------------------------------|------------------------------|----------------------------------|----------------------------------|------------------------------------|----------------------------------|--------|--|--|--|--|--|--|--|
| Carl Everett, S OBP: 0.411, SLG: 0.663 (1, 8) | F9 | | F8 | | F7 | | | P2 | | 4 | 0 | 0 | 0 | 0 | 0 | 0 | | | | | | | | | | | |
| 9 Hank Blalock, L OBP: 0.401, SLG: 0.579 (1, 5) | L7 | | G4-3 | | | | F9 | F7 | | 4 | 0 | 0 | 0 | 0 | 0 | 0 | | | | | | | | | | | |
| Alex Rodriguez, R OBP: 0.384, SLG: 0.584 (1, 6) | F8 | | E6 | | | | K | L8 | | 4 | 0 | 0 | 0 | 0 | 1 | 0 | | | | | | | | | | | |
| Rafael Palmeiro, L OBP: 0.395, SLG: 0.575 Ryan Christenson, R OBP: 0.295, SLG: 0.292 (9, 8) | | HR | F7 | | | | G3 | K | | 4 | 1 | 1 | 1 | 0 | 1 | 1 | | | | | | | | | | | |
| Juan Gonzalez, R OBP: 0.316, SLG: 0.570 (1, 9) | | 23 HR 1B | | | G6-3 | | | K | | 4 | 2 | 2 | 1 | 0 | 1 | 0 | | | | | | | | | | | |
| Ruben Sierra, S OBP: 0.313, SLG: 0.353 (1, 10) | | P5 | | | K | | | F9 | | 4 | 0 | 0 | 0 | 0 | 1 | 1 | | | | | | | | | | | |
| 23 Mark Teixeira, S OBP: 0.333, SLG: 0.450 (9, 3) | | HR | | | G3-1 | | | G3-1 | | 3 | 1 | 1 | 2 | 0 | 0 | 0 | | | | | | | | | | | |
| Einar Diaz, R OBP: 0.286, SLG: 0.325 (1, 2) | | L5 | | | | | | | | 3 | 0 | 2 | 0 | 0 | 0 | 0 | | | | | | | | | | | |
| 10 Michael Young, R OBP: 0.372, SLG: 0.487 (1, 4) | | | | | G6-4-3 | | | F7 | | 3 | 0 | 0 | 0 | 0 | 0 | 2 | | | | | | | | | | | |
| Inning Stats | R: 0 E: 0 K: 0 S: 6 | H: 0 LOB: 0 BB: 0 P: 9 | R: 3 E: 0 K: 0 S: 8 | H: 3 LOB: 0 BB: 0 P: 14 | R: 0 E: 1 K: 0 S: 8 | H: 0 LOB: 1 BB: 0 P: 15 | R: 0 E: 0 K: 1 S: 5 | H: 0 LOB: 0 BB: 0 P: 5 | R: 0 E: 0 K: 0 S: 10 | H: 0 LOB: 0 BB: 0 P: 16 | R: 1 E: 0 K: 0 S: 8 | H: 2 LOB: 1 BB: 0 P: 12 | R: 0 E: 0 K: 2 S: 9 | H: 0 LOB: 0 BB: 0 P: 15 | R: 0 E: 0 K: 2 S: 9 | H: 0 LOB: 0 BB: 0 P: 13 | 1B: 3 2B: 0 3B: 0 HR: 3 | SF: 0 SAC: 0 DP: 1 HBP: 0 | WP: 0 PB: 0 SB: 0 CS: 0 | PA: 33 | | | | | | | |
| PITCHER | IP | WLS | BF | H | R | ER | SO | BB | IBB | HBP | BLK | WP | HR | S | P | ERA | WHIP | | | | | | | | | | |
| Carlos Reyes, R ERA: 5.14 (1, 1) | 7.0 | L | 27 | 6 | 4 | 4 | 2 | 0 | 0 | 0 | 0 | 0 | 3 | 54 | 86 | 5.14 | 0.857 | | | | | | | | | | |
| Mike Venafro, L ERA: 3.55 (8, 1) | 1.0 | | 3 | 0 | 0 | 0 | 0 | 0 | 0 | 0 | 0 | 0 | 0 | 9 | 15 | 0.00 | 0.000 | | | | | | | | | | |
| Jesus Colome, R ERA: 3.76 (9, 1) | 1.0 | | 3 | 0 | 0 | 0 | 2 | 0 | 0 | 0 | 0 | 0 | 0 | 9 | 13 | 0.00 | 0.000 | | | | | | | | | | |

Texas Rangers @ Tampa Bay Devil Rays
Tropicana Field, St. Petersburg, FL
Tue May 27 2003, 7:15 PM EDT
Att. 9,133 - Dome - 72 F


AB 33
R 4
H 6
RBI 4
BB 0
SO 4
LOB 4



| Batter | 1 | 2 | 3 | 4 | 5 | 6 | 7 | 8 | 9 | AB | R | H | RBI | BB | SO | LOB | BOTTOM | | | | | | | | | | |
|--|------------------------------|----------------------------------|------------------------------|---------------------------------|------------------------------|----------------------------------|------------------------------|---------------------------------|-------------------------------|----------------------------------|------------------------------|---------------------------------|-------------------------------|----------------------------------|------------------------------|----------------------------------|-------------------------------|----------------------------------|----------------------------------|------------------------------------|----------------------------------|--------|--|--|--|--|--|
| 13 Carl Crawford, L OBP: 0.293, SLG: 0.342 (1, 7) | K2-3 | | G3 | | G3-1 | | | F7 | | 4 | 0 | 0 | 0 | 0 | 1 | 2 | | | | | | | | | | | |
| 5 Rocco Baldelli, R OBP: 0.397, SLG: 0.485 (1, 8) | | | | | L9 | | | G1-3 | | 3 | 0 | 1 | 0 | 1 | 0 | 0 | | | | | | | | | | | |
| Aubrey Huff, L OBP: 0.362, SLG: 0.593 (1, 9) | | | | | G4-3 | | | G4-6-3 | | 3 | 1 | 1 | 1 | 1 | 0 | 1 | | | | | | | | | | | |
| Travis Lee, L OBP: 0.335, SLG: 0.415 (1, 3) | | | | | L4 | | | G4-3 | | 4 | 0 | 0 | 0 | 0 | 1 | 2 | | | | | | | | | | | |
| Ben Grieve, L OBP: 0.338, SLG: 0.311 (1, 10) | | | | | G4-3 | | | L3 | | 4 | 1 | 1 | 0 | 0 | 0 | 0 | | | | | | | | | | | |
| Toby Hall, R OBP: 0.293, SLG: 0.336 Terry Shumpert, R OBP: 0.265, SLG: 0.444 (8, FR) | | | | | G6-3 | | | F7 | | 4 | 0 | 1 | 0 | 0 | 0 | 1 | | | | | | | | | | | |
| Marlon Anderson, L OBP: 0.345, SLG: 0.358 (1, 4) | | | | | L9 | | | P6 | | 4 | 0 | 2 | 0 | 0 | 0 | 1 | | | | | | | | | | | |
| 18 Jared Sandberg, R OBP: 0.356, SLG: 0.513 (1, 5) | | | | | K | | | F9 | | 3 | 0 | 1 | 1 | 0 | 1 | 1 | | | | | | | | | | | |
| Julio Lugo, R OBP: 0.291, SLG: 0.276 (1, 6) | | | | | K | | | G6-3 | | 3 | 0 | 0 | 0 | 0 | 2 | 2 | | | | | | | | | | | |
| Inning Stats | R: 0 E: 0 K: 2 S: 9 | H: 1 LOB: 2 BB: 1 P: 17 | R: 0 E: 0 K: 0 S: 4 | H: 0 LOB: 0 BB: 0 P: 6 | R: 0 E: 0 K: 2 S: 9 | H: 0 LOB: 0 BB: 0 P: 11 | R: 0 E: 0 K: 0 S: 7 | H: 0 LOB: 0 BB: 0 P: 9 | R: 1 E: 0 K: 1 S: 14 | H: 3 LOB: 2 BB: 0 P: 23 | R: 0 E: 0 K: 0 S: 4 | H: 0 LOB: 0 BB: 1 P: 9 | R: 0 E: 0 K: 0 S: 10 | H: 1 LOB: 1 BB: 0 P: 14 | R: 0 E: 0 K: 0 S: 8 | H: 0 LOB: 0 BB: 0 P: 12 | R: 1 E: 0 K: 0 S: 13 | H: 2 LOB: 2 BB: 0 P: 18 | 1B: 4 2B: 3 3B: 0 HR: 1 | SF: 0 SAC: 0 DP: 2 HBP: 0 | WP: 0 PB: 0 SB: 1 CS: 1 | PA: 34 | | | | | |
| PITCHER | IP | WLS | BF | H | R | ER | SO | BB | IBB | HBP | BLK | WP | HR | S | P | ERA | WHIP | | | | | | | | | | |
| Colby Lewis, R ERA: 7.74 (1, 1) | 5.0 | W | 20 | 4 | 1 | 1 | 5 | 2 | 0 | 0 | 0 | 0 | 0 | 45 | 72 | 1.80 | 1.200 | | | | | | | | | | |
| Brian Shouse, L ERA: 3.8 (6, 1) | 1.1 | H | 3 | 0 | 0 | 0 | 0 | 0 | 0 | 0 | 0 | 0 | 0 | 3 | 4 | 0.00 | 0.000 | | | | | | | | | | |
| 56 Rosman Garcia, R ERA: 9.38 (7, 1) | 0.2 | H | 3 | 1 | 0 | 0 | 0 | 0 | 0 | 0 | 0 | 0 | 0 | 9 | 13 | 0.00 | 1.500 | | | | | | | | | | |
| Francisco Cordero, R ERA: 2.96 (8, 1) | 1.0 | H | 3 | 0 | 0 | 0 | 0 | 0 | 0 | 0 | 0 | 0 | 0 | 8 | 12 | 0.00 | 0.000 | | | | | | | | | | |
| Ugueth Urbina, R ERA: 3.09 (9, 1) | 1.0 | S | 5 | 2 | 1 | 1 | 0 | 0 | 0 | 0 | 0 | 0 | 1 | 13 | 18 | 9.00 | 2.000 | | | | | | | | | | |

Texas Rangers @ Tampa Bay Devil Rays
Tropicana Field, St. Petersburg, FL
Tue May 27 2003, 7:15 PM EDT
Att. 9,133 - Dome - 72 F

AB 32
R 2
H 7
RBI 2
BB 2
SO 5
LOB 10



| Batter | 1 | 2 | 3 | 4 | 5 | 6 | 7 | 8 | 9 | AB | R | H | RBI | BB | SO | LOB | TOP | | | | | | | | | | | |
|--|-------------------------------|----------------------------------|-------------------------------|----------------------------------|------------------------------|----------------------------------|-------------------------------|----------------------------------|-------------------------------|----------------------------------|-------------------------------|----------------------------------|------------------------------|----------------------------------|------------------------------|----------------------------------|--|------------------------------------|----------------------------------|------------------------------------|----------------------------------|--------|--|--|--|--|--|--|
| Carl Everett, S (1, 8) OBP: 0.406, SLG: 0.647 | | | | | | | | | | 4 | 0 | 0 | 0 | 1 | 1 | 3 | Texas Rangers @ Tampa Bay Devil Rays Tropicana Field, St. Petersburg, FL Wed May 28 2003, 7:15 PM EDT Att: 8,645 - Dome - 72 F livebaseballscorecards.com | | | | | | | | | | | |
| 9 Hank Blalock, L (1, 5) OBP: 0.398, SLG: 0.569 | | | | | | | | | | 3 | 0 | 0 | 0 | 1 | 0 | 1 | | | | | | | | | | | | |
| Alex Rodriguez, R (1, 6) OBP: 0.377, SLG: 0.572 | | | | | | | | | | 4 | 0 | 0 | 0 | 0 | 0 | 2 | | | | | | | | | | | | |
| Rafael Palmeiro, L (1, 10) OBP: 0.392, SLG: 0.565 | | | | | | | | | | 3 | 1 | 0 | 0 | 1 | 1 | 2 | | | | | | | | | | | | |
| Juan Gonzalez, R (1, 9) OBP: 0.319, SLG: 0.567 | | | | | | | | | | 3 | 2 | 1 | 0 | 0 | 2 | 0 | | | | | | | | | | | | |
| Ruben Sierra, S (1, 7) OBP: 0.326, SLG: 0.369 | | | | | | | | | | 3 | 1 | 2 | 1 | 1 | 0 | 0 | | | | | | | | | | | | |
| 23 Mark Teixeira, S (1, 3) OBP: 0.324, SLG: 0.435 | | | | | | | | | | 4 | 0 | 0 | 1 | 0 | 2 | 4 | | | | | | | | | | | | |
| Einar Diaz, R (1, 2) OBP: 0.295, SLG: 0.328 | | | | | | | | | | 2 | 0 | 1 | 1 | 1 | 1 | 2 | | | | | | | | | | | | |
| Herbert Perry, R (9, PH) OBP: 0.107, SLG: 0.208 | | | | | | | | | | 1 | 0 | 0 | 0 | 0 | 0 | 0 | | | | | | | | | | | | |
| 10 Michael Young, R (1, 4) OBP: 0.365, SLG: 0.479 | | | | | | | | | | 3 | 0 | 0 | 1 | 0 | 1 | 4 | | | | | | | | | | | | |
| Inning Stats | R: 0 E: 0 K: 1 S: 12 | H: 0 LOB: 0 BB: 0 P: 16 | R: 3 E: 0 K: 0 S: 13 | H: 2 LOB: 1 BB: 2 P: 30 | R: 0 E: 0 K: 1 S: 6 | H: 0 LOB: 0 BB: 0 P: 11 | R: 0 E: 1 K: 2 S: 13 | H: 0 LOB: 2 BB: 1 P: 25 | R: 0 E: 0 K: 0 S: 7 | H: 0 LOB: 1 BB: 1 P: 16 | R: 1 E: 0 K: 1 S: 14 | H: 2 LOB: 0 BB: 0 P: 19 | R: 0 E: 0 K: 0 S: 6 | H: 0 LOB: 0 BB: 0 P: 11 | R: 0 E: 0 K: 2 S: 8 | H: 0 LOB: 0 BB: 0 P: 12 | R: 0 E: 0 K: 1 S: 8 | H: 0 LOB: 0 BB: 0 P: 11 | 1B: 3 2B: 1 3B: 0 HR: 0 | SF: 1 SAC: 0 DP: 1 HBP: 1 | WP: 0 PB: 0 SB: 0 CS: 0 | PA: 37 | | | | | | |
| PITCHER | IP | WLS | BF | H | R | ER | SO | BB | IBB | HBP | BLK | WP | HR | S | P | ERA | WHIP | | | | | | | | | | | |
| Geremi Gonzalez, R (1, 1) ERA: 3.5 | 5.0 | W | 23 | 2 | 4 | 4 | 4 | 4 | 0 | 0 | 0 | 0 | 0 | 52 | 100 | 7.20 | 1.200 | | | | | | | | | | | |
| Travis Harper, R (6, 1) ERA: 3.05 | 2.0 | H | 8 | 2 | 0 | 0 | 1 | 1 | 0 | 0 | 0 | 0 | 0 | 19 | 28 | 0.00 | 1.500 | | | | | | | | | | | |
| Jesus Colome, R (8, 1) ERA: 3.62 | 1.0 | H | 3 | 0 | 0 | 0 | 2 | 0 | 0 | 0 | 0 | 0 | 0 | 8 | 12 | 0.00 | 0.000 | | | | | | | | | | | |
| Lance Carter, R (9, 1) ERA: 3.18 | 1.0 | S | 3 | 0 | 0 | 0 | 1 | 0 | 0 | 0 | 0 | 0 | 0 | 8 | 11 | 0.00 | 0.000 | | | | | | | | | | | |
| Batter | 1 | 2 | 3 | 4 | 5 | 6 | 7 | 8 | 9 | AB | R | H | RBI | BB | SO | LOB | BOTTOM | | | | | | | | | | | |
| Marlon Anderson, L (1, 4) OBP: 0.347, SLG: 0.355 | | | | | | | | | | 4 | 0 | 1 | 0 | 1 | 1 | 1 | Texas Rangers @ Tampa Bay Devil Rays Tropicana Field, St. Petersburg, FL Wed May 28 2003, 7:15 PM EDT Att: 8,645 - Dome - 72 F livebaseballscorecards.com | | | | | | | | | | | |
| 5 Rocco Baldelli, R (1, 8) OBP: 0.368, SLG: 0.481 | | | | | | | | | | 4 | 1 | 1 | 0 | 1 | 0 | 5 | | | | | | | | | | | | |
| Aubrey Huff, L (1, 9) OBP: 0.360, SLG: 0.590 | | | | | | | | | | 1 | 0 | 0 | 0 | 0 | 1 | 1 | | | | | | | | | | | | |
| Jason Tyner, L (2, 9) OBP: 0.400, SLG: 0.500 | | | | | | | | | | 3 | 0 | 0 | 0 | 0 | 0 | 5 | | | | | | | | | | | | |
| Terry Shumpert, R (8, PH) OBP: 0.260, SLG: 0.435 | | | | | | | | | | 1 | 0 | 0 | 0 | 0 | 0 | 1 | | | | | | | | | | | | |
| 18 Jared Sandberg, R (1, 5) OBP: 0.360, SLG: 0.488 | | | | | | | | | | 4 | 0 | 1 | 1 | 1 | 3 | 1 | | | | | | | | | | | | |
| Travis Lee, L (1, 3) OBP: 0.343, SLG: 0.413 | | | | | | | | | | 3 | 2 | 1 | 0 | 2 | 0 | 3 | | | | | | | | | | | | |
| Toby Hall, R (1, 2) OBP: 0.292, SLG: 0.333 | | | | | | | | | | 4 | 1 | 1 | 0 | 0 | 1 | 2 | | | | | | | | | | | | |
| Ben Grieve, L (1, 10) OBP: 0.372, SLG: 0.438 | | | | | | | | | | 3 | 2 | 3 | 4 | 1 | 0 | 0 | | | | | | | | | | | | |
| Julio Lugo, R (1, 6) OBP: 0.307, SLG: 0.294 | | | | | | | | | | 4 | 0 | 3 | 1 | 0 | 1 | 0 | | | | | | | | | | | | |
| 13 Carl Crawford, L (1, 7) OBP: 0.297, SLG: 0.342 | | | | | | | | | | 3 | 0 | 1 | 0 | 1 | 0 | 3 | | | | | | | | | | | | |
| Inning Stats | R: 0 E: 0 K: 2 S: 8 | H: 0 LOB: 1 BB: 1 P: 15 | R: 1 E: 0 K: 1 S: 13 | H: 1 LOB: 0 BB: 1 P: 22 | R: 0 E: 0 K: 1 S: 8 | H: 0 LOB: 1 BB: 1 P: 14 | R: 3 E: 0 K: 1 S: 23 | H: 5 LOB: 3 BB: 1 P: 35 | R: 1 E: 0 K: 2 S: 14 | H: 1 LOB: 2 BB: 2 P: 25 | R: 1 E: 0 K: 0 S: 11 | H: 2 LOB: 1 BB: 0 P: 21 | R: 0 E: 0 K: 0 S: 9 | H: 2 LOB: 1 BB: 0 P: 13 | R: 0 E: 0 K: 0 S: 8 | H: 1 LOB: 2 BB: 1 P: 16 | 1B: 10 2B: 0 3B: 0 HR: 2 | SF: 0 SAC: 0 DP: 1 HBP: 0 | WP: 0 PB: 0 SB: 1 CS: 0 | PA: 41 | | | | | | | | |
| PITCHER | IP | WLS | BF | H | R | ER | SO | BB | IBB | HBP | BLK | WP | HR | S | P | ERA | WHIP | | | | | | | | | | | |
| Alan Benes, R (1, 1) ERA: 8.1 | 3.1 | L | 19 | 6 | 4 | 4 | 5 | 4 | 0 | 0 | 0 | 0 | 0 | 2 | 46 | 78 | 10.80 | 3.000 | | | | | | | | | | |
| R.A. Dickey, R (4, 1) ERA: 4.1 | 1.2 | | 8 | 1 | 1 | 1 | 2 | 2 | 0 | 0 | 0 | 0 | 0 | 20 | 33 | 5.40 | 1.800 | | | | | | | | | | | |
| Aaron Fultz, L (6, 1) ERA: 2.08 | 2.0 | | 9 | 4 | 1 | 1 | 0 | 0 | 0 | 0 | 0 | 0 | 0 | 20 | 34 | 4.50 | 2.000 | | | | | | | | | | | |
| Brian Shouse, L (8, 1) ERA: 3.83 | 1.0 | | 5 | 1 | 0 | 0 | 0 | 0 | 1 | 0 | 0 | 0 | 0 | 8 | 16 | 0.00 | 1.000 | | | | | | | | | | | |

| Batter | 1 | 2 | 3 | 4 | 5 | 6 | 7 | 8 | 9 | AB | R | H | RBI | BB | SO | LOB | TOP | | | | | |
|---|---|--|--|---|------------------------------|----------------------------------|--------------------------------|----------------------------------|------------------------------|----------------------------------|-------------------------------|----------------------------------|------------------------------|----------------------------------|--|----------------------------------|--|------------------------------|----------------------------------|----------------------------------|------------------------------------|-------------------------|
| David Eckstein, R OBP: 0.341, SLG: 0.340 (1, 6) | 1-2 1B BLK E 1B | 2-2 HBP | | | 2-2 G6-3 | | 0-1 SH1-3 | | | 2 | 1 | 1 | 0 | 0 | 0 | 0 | Anaheim Angels @ Tampa Bay Devil Rays Tropicana Field, St. Petersburg, FL Thu May 29 2003, 7:15 PM EDT Att: 8,876 - Dome - 72 F | | | | | |
| Jeff DaVanon, S OBP: 0.360, SLG: 0.465 (1, 9) | 1-1 WP 16 1B | 3-3 HBP | | | 1-1 1B | | 1-1 CS 1B | | | 4 | 1 | 3 | 0 | 0 | 1 | 1 | | | | | | |
| Troy Glaus, R OBP: 0.389, SLG: 0.578 (1, 5) | 2-3 K | | | | 1-2 F8 | | 3-3 K | | | 4 | 0 | 0 | 0 | 0 | 3 | 4 | | | | | | |
| 16 Garret Anderson, L OBP: 0.335, SLG: 0.527 (1, 7) | 0-0 1B | | | | 1-0 G6-3 | | 3-3 K | | 2-1 G4-3 | 4 | 0 | 1 | 1 | 0 | 1 | 0 | | | | | | |
| Brad Fullmer, L OBP: 0.389, SLG: 0.443 Tim Salmon, R OBP: 0.380, SLG: 0.478 (8, PH) | 3-0 P6 | | | | 2-3 K | | 4-2 BB 1B BB | | 2-2 P4 | 2 | 0 | 0 | 0 | 1 | 1 | 1 | | | | | | |
| Scott Spiezio, S OBP: 0.309, SLG: 0.396 (1, 3) | 3-2 FC6-4 1B | | | | 2-1 G6-3 | | 4-1 BB 1B BB | | 1-0 P5 | 3 | 0 | 1 | 0 | 1 | 0 | 0 | | | | | | |
| Bengie Molina, R OBP: 0.304, SLG: 0.373 (1, 2) | 0-2 FC6-4 1-2 | | | | 1-2 P3 | | 3-2 FC4 1B 2-H | | 3-3 K | 1 | 4 | 0 | 1 | 0 | 0 | 1 | | 2 | | | | |
| Adam Kennedy, L OBP: 0.328, SLG: 0.362 (1, 4) | | | | | 3-0 P6 | | 1-2 FC4 | | 1-0 F7 | 2 | 4 | 0 | 0 | 0 | 0 | 1 | | 2 | | | | |
| Eric Owens, R OBP: 0.257, SLG: 0.240 (1, 8) | 2-1 G4-3 | | | | 0-0 F9 | | 1-0 1B SH1-3 CS 1B | | 0-2 G6-3 | 3 | 4 | 0 | 1 | 0 | 0 | 0 | | 0 | | | | |
| Inning Stats | R: 2 E: 0 K: 1 S: 16 | H: 4 LOB: 2 BB: 0 P: 26 | R: 0 E: 0 K: 2 S: 11 | H: 0 LOB: 1 BB: 0 P: 19 | R: 0 E: 0 K: 1 S: 9 | H: 0 LOB: 0 BB: 0 P: 13 | R: 0 E: 0 K: 0 S: 6 | H: 0 LOB: 0 BB: 0 P: 12 | R: 0 E: 0 K: 1 S: 9 | H: 1 LOB: 1 BB: 0 P: 13 | R: 0 E: 0 K: 1 S: 14 | H: 1 LOB: 2 BB: 2 P: 29 | R: 0 E: 0 K: 1 S: 8 | H: 2 LOB: 1 BB: 0 P: 13 | R: 0 E: 0 K: 0 S: 6 | H: 0 LOB: 0 BB: 0 P: 11 | | R: 0 E: 0 K: 1 S: 9 | H: 0 LOB: 0 BB: 0 P: 13 | 1B: 8 2B: 0 3B: 0 HR: 0 | SF: 0 SAC: 1 DP: 0 HBP: 1 | WP: 2 PB: 0 CS: 0 |
| PITCHER | IP WLS BF H R ER SO BB IBB HBP BLK WP HR S P ERA WHIP | 5.2 L 25 6 2 2 6 2 0 1 1 1 0 62 108 3.18 1.412 | 2.1 8 2 0 0 1 0 0 0 0 0 0 0 17 28 0.00 0.857 | 1.0 3 0 0 0 1 0 0 0 0 0 0 0 9 13 0.00 0.000 | | | | | | | | | | | AB R H RBI BB SO LOB | | | | | | | |

| Batter | 1 | 2 | 3 | 4 | 5 | 6 | 7 | 8 | 9 | AB | R | H | RBI | BB | SO | LOB | BOTTOM | | | |
|---|---|---|--|--|--|----------------------------------|-------------------------------|----------------------------------|-------------------------------|---------------------------------|-------------------------------|----------------------------------|-------------------------------|----------------------------------|------------------------------|--|--|------------------------------------|-------------------------|--------|
| Julio Lugo, R OBP: 0.319, SLG: 0.295 (1, 6) | 2-2 G4-6-3 1B | | | | 2-1 P6 | | 2-1 5 WP HBP | | 0-3 K | 3 | 0 | 1 | 0 | 1 | 1 | 2 | Anaheim Angels @ Tampa Bay Devil Rays Tropicana Field, St. Petersburg, FL Thu May 29 2003, 7:15 PM EDT Att: 8,876 - Dome - 72 F | | | |
| 5 Rocco Baldelli, R OBP: 0.364, SLG: 0.474 (1, 8) | 0-0 F9 | | | | 0-2 F8 | | 1-2 F8 | | 0-3 K | 5 | 0 | 1 | 0 | 0 | 1 | 5 | | | | |
| Aubrey Huff, L OBP: 0.359, SLG: 0.588 Jason Tyner, L OBP: 0.400, SLG: 0.500 (6, PR) | 0-0 G4-6-3 1-2 | | | | 2-0 P6 | | 2-2 G3 | | 1-2 1B G3 2B | 4 | 0 | 1 | 0 | 0 | 0 | 3 | | | | |
| Toby Hall, R OBP: 0.297, SLG: 0.338 Marlon Anderson, L OBP: 0.347, SLG: 0.355 (8, PR) | | | | | 0-2 G6-3 BB 1B | | 1-2 F9 | | 0-2 G3 1B | 4 | 0 | 2 | 0 | 0 | 0 | 0 | | | | |
| Ben Grievie, L OBP: 0.378, SLG: 0.424 (1, 9) | | | | | 4-2 HBP | | 0-0 F9 | | 0-0 G3 | 2 | 0 | 0 | 0 | 1 | 1 | 0 | | | | |
| Damion Easley, R OBP: 0.373, SLG: 0.240 Travis Lee, L OBP: 0.341, SLG: 0.411 (8, PH) | 0-1 F9 | | | | 2-2 G6-3 | | 0-0 P6 | | 3-3 K | 3 | 0 | 0 | 0 | 0 | 0 | 3 | | | | |
| 18 Jared Sandberg, R OBP: 0.340, SLG: 0.457 Javier Valentin, S OBP: 0.276, SLG: 0.382 (8, PH) | | | | | 3-3 K | | 0-0 F8 | | 2-1 F8 | 3 | 1 | 0 | 0 | 0 | 0 | 2 | | | | |
| Terry Shumpert, R OBP: 0.283, SLG: 0.438 (9, 5) | | | | | 0-1 G5-3 | | 2-1 FC1-6 1B | | 4-1 5 WP HBP BB | 2 | 0 | 1 | 0 | 1 | 0 | 0 | | | | |
| Al Martin, L OBP: 0.322, SLG: 0.342 (9, PH) | | | | | | | 0-0 FC1-6 5 1B 5 WP | | 4-1 BB | 0 | 0 | 0 | 0 | 1 | 0 | 0 | | | | |
| 13 Carl Crawford, L OBP: 0.292, SLG: 0.335 (1, 7) | | | | | 0-3 K | | 0-0 K | | 0-0 B3 | 4 | 0 | 0 | 0 | 0 | 2 | 3 | | | | |
| Inning Stats | R: 0 E: 0 K: 0 S: 5 | H: 1 LOB: 0 BB: 0 P: 7 | R: 0 E: 0 K: 1 S: 9 | H: 0 LOB: 1 BB: 0 P: 13 | R: 0 E: 0 K: 1 S: 9 | H: 0 LOB: 1 BB: 1 P: 13 | R: 0 E: 0 K: 0 S: 11 | H: 1 LOB: 2 BB: 1 P: 19 | R: 0 E: 0 K: 0 S: 10 | H: 0 LOB: 0 BB: 0 P: 8 | R: 0 E: 0 K: 1 S: 10 | H: 0 LOB: 2 BB: 1 P: 21 | R: 1 E: 0 K: 1 S: 11 | H: 2 LOB: 2 BB: 0 P: 14 | R: 0 E: 0 K: 2 S: 8 | H: 0 LOB: 1 BB: 1 P: 12 | 1B: 5 2B: 1 3B: 0 HR: 0 | SF: 0 SAC: 0 DP: 1 HBP: 2 | WP: 2 PB: 0 CS: 0 | PA: 38 |
| PITCHER | IP WLS BF H R ER SO BB IBB HBP BLK WP HR S P ERA WHIP | 6.2 W 28 4 3 2 0 3 0 0 0 1 0 9 11 27.00 6.000 | 0.1 H 3 2 1 1 0 0 0 0 0 0 0 1 1 0.00 0.000 | 0.1 H 1 0 0 0 0 0 0 0 0 0 0 1 1 0.00 0.000 | 1.2 S 6 0 0 0 3 1 0 0 0 0 0 12 18 0.00 0.600 | | | | | | | | | | | AB R H RBI BB SO LOB | | | | |

| Batter | 1 | 2 | 3 | 4 | 5 | 6 | 7 | 8 | 9 | AB | R | H | RBI | BB | SO | LOB | TOP | | | | | |
|--|---|----------------------------------|-------------------------------|----------------------------------|------------------------------|----------------------------------|------------------------------|----------------------------------|-------------------------------|----------------------------------|------------------------------|----------------------------------|------------------------------|----------------------------------|-------------------------------|----------------------------------|---|----------------------------------|----------------------------------|------------------------------------|----------------------------------|--------|
| David Eckstein, R (1, 6) OBP: 0.333, SLG: 0.332 | F9 | K | | | | G6-3 | K | | F8 | 5 | 0 | 0 | 0 | 0 | 2 | 2 | Anaheim Angels @ Tampa Bay Devil Rays Tropicana Field, St. Petersburg, FL Fri May 30 2003, 7:15 PM EDT Att: 9,574 - Dome - 72 F | | | | | |
| Jeff DaVanon, S (1, 8) OBP: 0.375, SLG: 0.452 | G4-3 | | | | F7 | | | FC4-6 | | 2 | 1 | 0 | 0 | 3 | 0 | 0 | | | | | | |
| Tim Salmon, R (1, 9) OBP: 0.386, SLG: 0.484 | | | | | F7 | | | | | 4 | 1 | 2 | 0 | 0 | 0 | 3 | | | | | | |
| 16 Garret Anderson, L (1, 7) OBP: 0.329, SLG: 0.517 | G4-3 | | | | F8 | | | | | 4 | 0 | 0 | 0 | 0 | 0 | 5 | | | | | | |
| Troy Glaus, R (1, 5) OBP: 0.391, SLG: 0.571 | | | | | G6-3 | | | | | 2 | 0 | 0 | 1 | 2 | 0 | 2 | | | | | | |
| Brad Fullmer, L (1, 10) OBP: 0.380, SLG: 0.431 | | | | | G4-3 | | | | | 4 | 1 | 0 | 1 | 0 | 1 | 3 | | | | | | |
| Scott Spiezio, S (1, 3) OBP: 0.314, SLG: 0.399 | | | | | G3-1 | | | | | 4 | 2 | 2 | 0 | 0 | 0 | 1 | | | | | | |
| Bengie Molina, R (1, 2) OBP: 0.302, SLG: 0.370 | | | | | K2-3 | | | | | 4 | 0 | 1 | 1 | 0 | 2 | 2 | | | | | | |
| Benji Gil, R (9, PR) OBP: 0.196, SLG: 0.182 | | | | | | | | | | 0 | 0 | 0 | 0 | 0 | 0 | 0 | | | | | | |
| Adam Kennedy, L (1, 4) OBP: 0.333, SLG: 0.387 | | | | | G3 | | | | | 3 | 1 | 1 | 3 | 1 | 1 | 1 | | | | | | |
| Inning Stats | R: 0 E: 0 K: 0 S: 9 | H: 0 LOB: 1 BB: 0 P: 15 | R: 3 E: 0 K: 1 S: 11 | H: 2 LOB: 0 BB: 1 P: 22 | R: 0 E: 0 K: 0 S: 5 | H: 0 LOB: 1 BB: 1 P: 13 | R: 0 E: 0 K: 1 S: 6 | H: 0 LOB: 0 BB: 0 P: 10 | R: 0 E: 0 K: 0 S: 10 | H: 0 LOB: 0 BB: 0 P: 12 | R: 1 E: 0 K: 0 S: 9 | H: 1 LOB: 1 BB: 1 P: 17 | R: 0 E: 0 K: 2 S: 9 | H: 0 LOB: 1 BB: 1 P: 15 | R: 1 E: 0 K: 1 S: 12 | H: 1 LOB: 1 BB: 1 P: 21 | R: 1 E: 1 K: 1 S: 15 | H: 2 LOB: 2 BB: 1 P: 26 | 1B: 4 2B: 2 3B: 0 HR: 1 | SF: 0 SAC: 0 DP: 1 HBP: 1 | WP: 0 PB: 0 SB: 0 CS: 1 | PA: 39 |
| PITCHER | IP WLS BF H R ER SO BB IBB HBP BLK WP HR S P ERA WHIP | | | | | | | | | | | | | | | | | | | | | |
| Dewon Brazelton, R (1, 1) ERA: 5.86 | 6.0 W 25 3 4 4 2 3 0 1 0 0 1 50 89 6.00 1.000 | | | | | | | | | | | | | | | | | | | | | |
| Jesus Colome, R (7, 1) ERA: 3.69 | 2.0 H 8 1 1 1 3 2 0 0 0 0 0 21 36 4.50 1.500 | | | | | | | | | | | | | | | | | | | | | |
| Lance Carter, R (9, 1) ERA: 2.97 | 1.0 S 6 2 1 0 1 1 0 0 0 0 0 0 15 26 0.00 3.000 | | | | | | | | | | | | | | | | | | | | | |

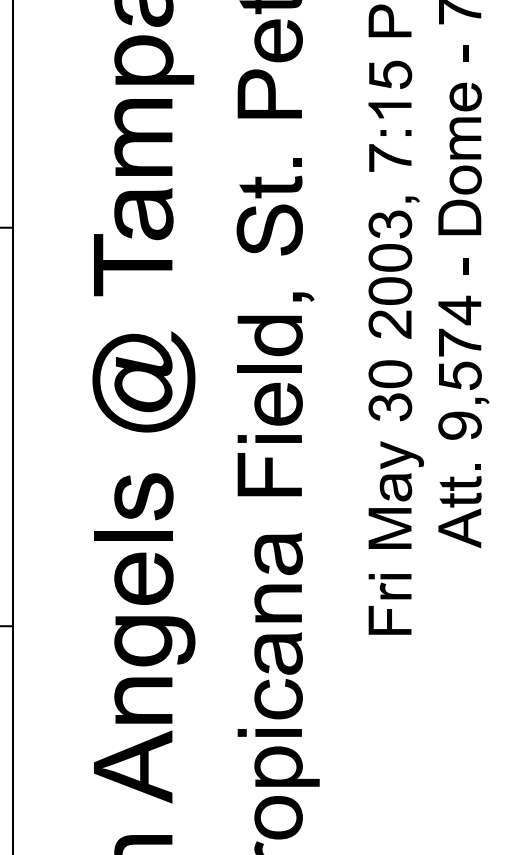
| Batter | 1 | 2 | 3 | 4 | 5 | 6 | 7 | 8 | 9 | AB | R | H | RBI | BB | SO | LOB | BOTTOM | | | |
|---|---|----------------------------------|-------------------------------|----------------------------------|------------------------------|---------------------------------|-------------------------------|----------------------------------|------------------------------|---------------------------------|-------------------------------|----------------------------------|-------------------------------|----------------------------------|------------------------------|----------------------------------|---|------------------------------------|----------------------------------|--------|
| Marlon Anderson, L (1, 4) OBP: 0.337, SLG: 0.344 | K | | | | F7 | | | | | 5 | 0 | 0 | 0 | 0 | 1 | 3 | Anaheim Angels @ Tampa Bay Devil Rays Tropicana Field, St. Petersburg, FL Fri May 30 2003, 7:15 PM EDT Att: 9,574 - Dome - 72 F | | | |
| Julio Lugo, R (1, 6) OBP: 0.323, SLG: 0.300 | K | | | | K | | | | | 5 | 1 | 2 | 0 | 0 | 2 | 1 | | | | |
| Aubrey Huff, L (1, 10) OBP: 0.355, SLG: 0.579 | K | | | | G6-3 | | | | | 5 | 1 | 1 | 0 | 0 | 2 | 1 | | | | |
| Ben Grieve, L (1, 9) OBP: 0.407, SLG: 0.441 | | | | | | | | | | 2 | 3 | 2 | 0 | 2 | 0 | 0 | | | | |
| 5 Rocco Baldelli, R (7, PR) OBP: 0.394, SLG: 0.474 | | | | | | | | | | 0 | 1 | 0 | 0 | 0 | 0 | 0 | | | | |
| Al Martin, L (1, 7) OBP: 0.331, SLG: 0.359 | | | | | | | | | | 3 | 1 | 2 | 0 | 0 | 1 | 1 | | | | |
| Terry Shumpert, R (7, PH) OBP: 0.283, SLG: 0.438 | | | | | | | | | | 0 | 0 | 0 | 0 | 0 | 0 | 0 | | | | |
| Jason Tyner, L (7, PH) OBP: 0.419, SLG: 0.517 | | | | | | | | | | 1 | 0 | 1 | 2 | 0 | 0 | 0 | | | | |
| Toby Hall, R (1, 2) OBP: 0.296, SLG: 0.333 | | | | | | | | | | 2 | 0 | 0 | 1 | 1 | 0 | 4 | | | | |
| Travis Lee, L (1, 3) OBP: 0.339, SLG: 0.403 | | | | | | | | | | 3 | 1 | 0 | 0 | 1 | 1 | 3 | | | | |
| Damon Easley, R (1, 5) OBP: 0.196, SLG: 0.260 | | | | | | | | | | 4 | 0 | 3 | 3 | 0 | 1 | 2 | | | | |
| 16 Jared Sandberg, R (8, 5) OBP: 0.340, SLG: 0.457 | | | | | | | | | | 0 | 0 | 0 | 0 | 0 | 0 | 0 | | | | |
| 13 Carl Crawford, L (1, 8) OBP: 0.291, SLG: 0.333 | | | | | | | | | | 4 | 0 | 1 | 1 | 0 | 0 | 3 | | | | |
| Inning Stats | R: 0 E: 0 K: 3 S: 12 | H: 0 LOB: 0 BB: 0 P: 15 | R: 1 E: 0 K: 1 S: 15 | H: 2 LOB: 2 BB: 1 P: 24 | R: 0 E: 0 K: 1 S: 5 | H: 0 LOB: 0 BB: 0 P: 6 | R: 1 E: 0 K: 1 S: 11 | H: 2 LOB: 0 BB: 0 P: 15 | R: 0 E: 0 K: 0 S: 5 | H: 1 LOB: 1 BB: 0 P: 8 | R: 3 E: 0 K: 1 S: 17 | H: 3 LOB: 2 BB: 2 P: 27 | R: 3 E: 0 K: 1 S: 16 | H: 3 LOB: 2 BB: 1 P: 23 | R: 0 E: 0 K: 0 S: 7 | H: 1 LOB: 1 BB: 0 P: 12 | 1B: 11 2B: 1 3B: 0 HR: 0 | SF: 1 SAC: 0 DP: 1 HBP: 0 | WP: 0 PB: 1 SB: 1 CS: 0 | PA: 39 |
| PITCHER | IP WLS BF H R ER SO BB IBB HBP BLK WP HR S P ERA WHIP | | | | | | | | | | | | | | | | | | | |
| 41 John Lackey, R (1, 1) ERA: 6.15 | 5.2 L 27 8 5 5 7 3 0 0 0 0 0 0 61 91 7.94 1.941 | | | | | | | | | | | | | | | | | | | |
| Scott Schoeneweis, L (6, 1) ERA: 5.82 | 0.1 4 2 3 3 0 1 0 0 0 0 0 0 9 13 81.00 9.000 | | | | | | | | | | | | | | | | | | | |
| Francisco Rodriguez, R (7, 1) ERA: 4.91 | 1.0 4 1 0 0 1 0 0 0 0 0 0 0 11 14 0.00 1.000 | | | | | | | | | | | | | | | | | | | |
| Mickey Callaway, R (8, 1) ERA: 6.03 | 1.0 4 1 0 0 0 0 0 0 0 0 0 0 7 12 0.00 1.000 | | | | | | | | | | | | | | | | | | | |

| | |
|-----|----|
| AB | 32 |
| R | 6 |
| H | 6 |
| RBI | 6 |
| BB | 6 |
| SO | 6 |
| LOB | 19 |



| | |
|----|---|
| WP | 0 |
| PB | 0 |
| SB | 0 |
| CS | 1 |

| | |
|-----|----|
| AB | 34 |
| R | 8 |
| H | 12 |
| RBI | 7 |
| BB | 4 |
| SO | 8 |
| LOB | 18 |



| | |
|----|---|
| WP | 0 |
| PB | 1 |
| SB | 1 |
| CS | 0 |

| Batter | 1 | 2 | 3 | 4 | 5 | 6 | 7 | 8 | 9 | AB | R | H | RBI | BB | SO | LOB | TOP | | | | | |
|--|-------------------------------|----------------------------------|-------------------------------|----------------------------------|-------------------------------|----------------------------------|-------------------------------|----------------------------------|------------------------------|----------------------------------|------------------------------|----------------------------------|-------------------------------|----------------------------------|------------------------------|----------------------------------|--|---------------------------------|----------------------------------|------------------------------------|----------------------------------|--------|
| David Eckstein, R (1, 6) OBP: 0.332, SLG: 0.327 | F8 | K2-3 | | SH5-3 | | F9-3 | | HBP | | 3 | 0 | 0 | 0 | 0 | 1 | 3 | Anaheim Angels @ Tampa Bay Devil Rays Tropicana Field, St. Petersburg, FL Sat May 31 2003, 6:15 PM EDT Att: 14,546 - Dome - 72 F livebaseballscorecards.com | | | | | |
| 9 Chone Figgins, S (1, 7) OBP: 0.372, SLG: 0.385 | SF8 | | HBP | S | | G6-3 | | FC6-4 | | 4 | 3 | 2 | 1 | 1 | 0 | 1 | | | | | | |
| Tim Salmon, R (1, 9) OBP: 0.393, SLG: 0.486 Scott Spiezio, S (7, 3) OBP: 0.317, SLG: 0.399 | SF8 | | HBP | WP | | | | FC3-6 | | 1 | 1 | 1 | 1 | 1 | 0 | 0 | | | | | | |
| 16 Garret Anderson, L (1, 10) OBP: 0.330, SLG: 0.519 | G4-3 | | HBP | H | | | | FC4-6 | | 0 | 0 | 0 | 0 | 0 | 1 | 0 | | | | | | |
| Troy Glaus, R (1, 5) OBP: 0.391, SLG: 0.566 | | WP | S | K | | | | FC3-6 | | 5 | 1 | 2 | 0 | 0 | 2 | 3 | | | | | | |
| Shawn Wooten, R (1, 3) OBP: 0.373, SLG: 0.440 Jeff Davanon, S (7, 9) OBP: 0.383, SLG: 0.459 | HBP | WP | | | | G5-3 | | L5 | | 2 | 0 | 0 | 0 | 1 | 0 | 3 | | | | | | |
| Benji Gil, R (1, 4) OBP: 0.176, SLG: 0.167 | HBP | | | IBB | | | | G6-4-3 | | 1 | 0 | 1 | 0 | 0 | 0 | 0 | | | | | | |
| José Molina, R (1, 2) OBP: 0.148, SLG: 0.148 | SF7 | | P4 | | | L9 | | FC3-6 | | 4 | 0 | 0 | 2 | 0 | 0 | 6 | | | | | | |
| Eric Owens, R (1, 8) OBP: 0.257, SLG: 0.240 | HBP | | K | | | F8 | | L4 | | 4 | 0 | 1 | 0 | 0 | 1 | 5 | | | | | | |
| | P3 | | | | | | | G6-3 | | 4 | 1 | 1 | 0 | 0 | 0 | 2 | | | | | | |
| Inning Stats | R: 1 E: 0 K: 0 S: 10 | H: 1 LOB: 0 BB: 0 P: 17 | R: 1 E: 0 K: 1 S: 11 | H: 2 LOB: 2 BB: 0 P: 19 | R: 1 E: 0 K: 2 S: 11 | H: 1 LOB: 3 BB: 2 P: 25 | R: 2 E: 1 K: 1 S: 10 | H: 1 LOB: 1 BB: 1 P: 22 | R: 0 E: 0 K: 0 S: 9 | H: 0 LOB: 0 BB: 0 P: 14 | R: 0 E: 0 K: 0 S: 9 | H: 1 LOB: 2 BB: 0 P: 13 | R: 1 E: 0 K: 0 S: 11 | H: 3 LOB: 2 BB: 0 P: 17 | R: 0 E: 0 K: 0 S: 7 | H: 0 LOB: 0 BB: 1 P: 13 | R: 0 E: 0 K: 0 S: 4 | H: 1 LOB: 0 BB: 0 P: 6 | 1B: 8 2B: 2 3B: 1 HR: 0 | SF: 2 SAC: 1 DP: 2 HBP: 3 | WP: 2 PB: 0 SB: 3 CS: 0 | PA: 43 |
| PITCHER | IP | WLS | BF | H | R | ER | SO | BB | IBB | HBP | BLK | WP | HR | S | P | ERA | WHIP | | | | | |
| Joe Kennedy, L (1, 1) ERA: 5.88 | 1.0 | L | 4 | 1 | 1 | 1 | 0 | 0 | 0 | 0 | 0 | 0 | 0 | 10 | 17 | 9.00 | 1.000 | | | | | |
| Nick Bierbrodt, L (2, 1) ERA: 8.13 | 5.0 | | 25 | 5 | 4 | 3 | 4 | 2 | 1 | 2 | 0 | 2 | 0 | 51 | 93 | 5.40 | 1.400 | | | | | |
| Mike Venafro, L (7, 1) ERA: 3.45 | 3.0 | | 14 | 4 | 1 | 1 | 0 | 1 | 0 | 1 | 0 | 0 | 0 | 22 | 36 | 3.00 | 1.667 | | | | | |

| Batter | 1 | 2 | 3 | 4 | 5 | 6 | 7 | 8 | 9 | AB | R | H | RBI | BB | SO | LOB | BOTTOM | | | | | |
|--|------------------------------|----------------------------------|------------------------------|----------------------------------|------------------------------|---------------------------------|------------------------------|----------------------------------|-------------------------------|----------------------------------|------------------------------|----------------------------------|------------------------------|---------------------------------|------------------------------|----------------------------------|--|----------------------------------|----------------------------------|------------------------------------|----------------------------------|--------|
| Marlon Anderson, L (1, 4) OBP: 0.330, SLG: 0.335 | F7 | | G1-3 | | | F9 | | L9 | | 4 | 0 | 0 | 0 | 0 | 0 | 2 | Anaheim Angels @ Tampa Bay Devil Rays Tropicana Field, St. Petersburg, FL Sat May 31 2003, 6:15 PM EDT Att: 14,546 - Dome - 72 F livebaseballscorecards.com | | | | | |
| Julio Lugo, R (1, 6) OBP: 0.326, SLG: 0.310 | | | | | | G6-3 | | F7 | | 3 | 0 | 1 | 0 | 1 | 0 | 1 | | | | | | |
| Aubrey Huff, L (1, 10) OBP: 0.353, SLG: 0.573 | | | | | | FC4-6 | | G4-3 | | 4 | 0 | 1 | 0 | 0 | 0 | 3 | | | | | | |
| 5 Rocco Baldelli, R (1, 8) OBP: 0.367, SLG: 0.474 | | | | | | BLK | | | | 4 | 0 | 2 | 0 | 0 | 1 | 1 | | | | | | |
| Ben Grieve, L (1, 9) OBP: 0.400, SLG: 0.444 | | | | | | BLK | | F7 | | 4 | 1 | 1 | 0 | 0 | 0 | 4 | | | | | | |
| Al Martin, L (1, 7) OBP: 0.320, SLG: 0.347 | | | | | | P5 | | 2B | | 4 | 1 | 1 | 0 | 0 | 0 | 3 | | | | | | |
| Travis Lee, L (1, 3) OBP: 0.337, SLG: 0.405 | | | | | | G4-3 | | G1-3 | | 4 | 0 | 0 | 0 | 0 | 0 | 3 | | | | | | |
| Javier Valentin, S (1, 2) OBP: 0.258, SLG: 0.356 | | | | | | G3-1 | | G4-3 | | 4 | 0 | 1 | 1 | 0 | 1 | 0 | | | | | | |
| Damon Easley, R (1, 5) OBP: 0.210, SLG: 0.272 | | | | | | G4-3 | | 2B | | 4 | 0 | 0 | 0 | 0 | 2 | 1 | | | | | | |
| | | | | | | P6 | | F8 | | 3 | 0 | 2 | 0 | 0 | 0 | 0 | | | | | | |
| | | | | | | G3 | | | | 3 | 0 | 2 | 0 | 0 | 0 | 0 | | | | | | |
| Inning Stats | R: 0 E: 0 K: 1 S: 9 | H: 1 LOB: 1 BB: 0 P: 13 | R: 0 E: 0 K: 1 S: 7 | H: 0 LOB: 0 BB: 0 P: 10 | R: 0 E: 0 K: 0 S: 4 | H: 0 LOB: 0 BB: 0 P: 7 | R: 0 E: 0 K: 0 S: 7 | H: 1 LOB: 2 BB: 1 P: 11 | R: 0 E: 0 K: 1 S: 11 | H: 1 LOB: 1 BB: 0 P: 14 | R: 0 E: 0 K: 0 S: 7 | H: 2 LOB: 1 BB: 0 P: 10 | R: 0 E: 0 K: 1 S: 7 | H: 0 LOB: 0 BB: 0 P: 9 | R: 0 E: 0 K: 0 S: 9 | H: 1 LOB: 1 BB: 0 P: 18 | R: 1 E: 0 K: 0 S: 12 | H: 2 LOB: 1 BB: 0 P: 18 | 1B: 5 2B: 3 3B: 0 HR: 0 | SF: 0 SAC: 0 DP: 1 HBP: 0 | WP: 0 PB: 0 SB: 0 CS: 0 | PA: 35 |
| PITCHER | IP | WLS | BF | H | R | ER | SO | BB | IBB | HBP | BLK | WP | HR | S | P | ERA | WHIP | | | | | |
| Kevin Appier, R (1, 1) ERA: 4.75 | 8.2 | W | 34 | 8 | 1 | 1 | 4 | 1 | 0 | 0 | 1 | 0 | 0 | 72 | 108 | 1.04 | 1.038 | | | | | |
| Francisco Rodríguez, R (9, 1) ERA: 4.85 | 0.1 | | 1 | 0 | 0 | 0 | 0 | 0 | 0 | 0 | 0 | 0 | 0 | 1 | 2 | 0.00 | 0.000 | | | | | |

| Batter | 1 | 2 | 3 | 4 | 5 | 6 | 7 | 8 | 9 | AB | R | H | RBI | BB | SO | LOB | TOP | | | | | | | | | | |
|--|-------------------------------|----------------------------------|------------------------------|---------------------------------|------------------------------|----------------------------------|------------------------------|----------------------------------|------------------------------|----------------------------------|-------------------------------|----------------------------------|------------------------------|----------------------------------|-------------------------------|----------------------------------|---|---------------------------------|----------------------------------|------------------------------------|----------------------------------|--------|--|--|--|--|--|
| Jeff DaVanon, S OBP: 0.407, SLG: 0.557 (1, 8) | G4-3 | | HR | | HR | | | E | | 5 | 3 | 4 | 4 | 0 | 0 | 0 | Anaheim Angels @ Tampa Bay Devil Rays Tropicana Field, St. Petersburg, FL Sun Jun 01 2003, 1:15 PM EDT Att: 15,313 - Dome - 72 F | | | | | | | | | | |
| Adam Kennedy, L OBP: 0.343, SLG: 0.390 (1, 4) | 1B | | FC5-4 | | F8 | P4 | | E4 | | 4 | 1 | 2 | 0 | 1 | 0 | 2 | | | | | | | | | | | |
| Tim Salmon, R Eric Owens, R OBP: 0.393, SLG: 0.481 OBP: 0.257, SLG: 0.240 (1, 9) (8, 8) | 1B | | F8 | | | | | G6-3 | | 4 | 1 | 1 | 0 | 1 | 1 | 2 | | | | | | | | | | | |
| 16 Garret Anderson, L OBP: 0.323, SLG: 0.507 (1, 7) | P5 | | FC5-4 | | L5 | | | | | 5 | 0 | 0 | 0 | 0 | 0 | 4 | | | | | | | | | | | |
| Troy Glas, R OBP: 0.391, SLG: 0.567 (1, 5) | E9 | | K | | | | | L8 | | 5 | 1 | 2 | 2 | 0 | 1 | 1 | | | | | | | | | | | |
| Brad Fullmer, L OBP: 0.380, SLG: 0.432 (1, 10) | G4-3 | | | | G4-3 | | | G4-3 | | 4 | 2 | 1 | 0 | 0 | 0 | 1 | | | | | | | | | | | |
| Scott Spiezio, S OBP: 0.321, SLG: 0.401 (1, 3) | | | F8 | | | | | G4-3 | | 4 | 0 | 2 | 0 | 0 | 0 | 1 | | | | | | | | | | | |
| Bengie Molina, R OBP: 0.295, SLG: 0.364 (1, 2) | G4-3 | | | | P4 | | | SF9 | | 3 | 0 | 0 | 1 | 0 | 1 | 4 | | | | | | | | | | | |
| Benji Gil, R OBP: 0.182, SLG: 0.173 (1, 6) | G4-3 | | | | F8 | | | E | | 4 | 1 | 1 | 0 | 0 | 1 | 3 | | | | | | | | | | | |
| Inning Stats | R: 2 E: 1 K: 0 S: 13 | H: 3 LOB: 1 BB: 0 P: 18 | R: 0 E: 0 K: 0 S: 4 | H: 0 LOB: 0 BB: 0 P: 7 | R: 1 E: 0 K: 1 S: 8 | H: 1 LOB: 1 BB: 1 P: 16 | R: 0 E: 0 K: 0 S: 9 | H: 1 LOB: 0 BB: 0 P: 13 | R: 1 E: 0 K: 0 S: 8 | H: 1 LOB: 1 BB: 1 P: 19 | R: 2 E: 0 K: 2 S: 24 | H: 3 LOB: 2 BB: 0 P: 37 | R: 0 E: 0 K: 1 S: 8 | H: 0 LOB: 0 BB: 0 P: 10 | R: 3 E: 1 K: 0 S: 15 | H: 4 LOB: 1 BB: 0 P: 22 | R: 0 E: 0 K: 0 S: 5 | H: 0 LOB: 2 BB: 0 P: 7 | 1B: 9 2B: 2 3B: 0 HR: 2 | SF: 1 SAC: 0 DP: 0 HBP: 1 | WP: 0 PB: 0 SB: 0 CS: 1 | PA: 42 | | | | | |
| PITCHER | IP | WLS | BF | H | R | ER | SO | BB | IBB | HBP | BLK | WP | HR | S | P | ERA | WHIP | | | | | | | | | | |
| Carlos Reyes, R ERA: 6.75 (1, 1) | 5.0 | L | 23 | 7 | 5 | 5 | 1 | 2 | 0 | 0 | 0 | 0 | 2 | 46 | 80 | 9.00 | 1.800 | | | | | | | | | | |
| Travis Harper, R ERA: 3.29 (6, 1) | 2.2 | | 14 | 5 | 4 | 2 | 3 | 0 | 0 | 1 | 0 | 0 | 0 | 40 | 55 | 6.75 | 1.875 | | | | | | | | | | |
| Al Levine, R ERA: 1.05 (8, 1) | 1.1 | | 5 | 1 | 0 | 0 | 0 | 0 | 0 | 0 | 0 | 0 | 0 | 8 | 14 | 0.00 | 0.750 | | | | | | | | | | |

| Batter | 1 | 2 | 3 | 4 | 5 | 6 | 7 | 8 | 9 | AB | R | H | RBI | BB | SO | LOB | BOTTOM | | | | | | | | | | |
|--|------------------------------|----------------------------------|-------------------------------|----------------------------------|------------------------------|----------------------------------|-------------------------------|----------------------------------|-------------------------------|----------------------------------|------------------------------|----------------------------------|------------------------------|----------------------------------|-------------------------------|----------------------------------|---|----------------------------------|----------------------------------|------------------------------------|----------------------------------|--------|--|--|--|--|--|
| 13 Carl Crawford, L OBP: 0.289, SLG: 0.335 (1, 7) | K2-3 | | F9 | | | | | | | 5 | 1 | 1 | 1 | 0 | 2 | 1 | Anaheim Angels @ Tampa Bay Devil Rays Tropicana Field, St. Petersburg, FL Sun Jun 01 2003, 1:15 PM EDT Att: 15,313 - Dome - 72 F | | | | | | | | | | |
| 5 Rocco Baldelli, R OBP: 0.363, SLG: 0.468 (1, 8) | G5-3 | | F9 | | G4-3 | | | | | 5 | 0 | 1 | 1 | 0 | 0 | 1 | | | | | | | | | | | |
| Aubrey Huff, L OBP: 0.354, SLG: 0.567 (1, 9) | F8 | | F7 | | G3-1 | | | | | 4 | 1 | 1 | 0 | 0 | 0 | 1 | | | | | | | | | | | |
| Ben Grieve, L OBP: 0.389, SLG: 0.429 (1, 10) | | | | | L4 | | | | | 5 | 0 | 1 | 0 | 0 | 2 | 3 | | | | | | | | | | | |
| Travis Lee, L OBP: 0.335, SLG: 0.398 (1, 3) | | | | | G4-6-3 | | | | | 3 | 0 | 0 | 0 | 1 | 0 | 2 | | | | | | | | | | | |
| Toby Hall, R OBP: 0.312, SLG: 0.376 (1, 2) | | | | | 1B | | | | | 4 | 1 | 4 | 2 | 0 | 0 | 0 | | | | | | | | | | | |
| Marlon Anderson, L OBP: 0.333, SLG: 0.339 (1, 4) | | | | | E5 | | | | | 4 | 0 | 2 | 0 | 0 | 1 | 3 | | | | | | | | | | | |
| 18 Jared Sandberg, R OBP: 0.316, SLG: 0.420 (1, 5) | | | | | P5 | | | | | 4 | 0 | 0 | 0 | 0 | 2 | 7 | | | | | | | | | | | |
| Julio Lugo, R OBP: 0.333, SLG: 0.316 (1, 6) | | | | | | | | | | 4 | 1 | 2 | 0 | 0 | 1 | 0 | | | | | | | | | | | |
| Inning Stats | R: 0 E: 0 K: 1 S: 8 | H: 0 LOB: 0 BB: 0 P: 11 | R: 0 E: 0 K: 0 S: 14 | H: 3 LOB: 2 BB: 0 P: 18 | R: 0 E: 0 K: 0 S: 8 | H: 1 LOB: 1 BB: 0 P: 13 | R: 0 E: 1 K: 0 S: 11 | H: 1 LOB: 2 BB: 1 P: 21 | R: 2 E: 0 K: 2 S: 13 | H: 2 LOB: 0 BB: 0 P: 17 | R: 0 E: 0 K: 2 S: 9 | H: 1 LOB: 1 BB: 0 P: 20 | R: 0 E: 0 K: 0 S: 9 | H: 0 LOB: 0 BB: 0 P: 13 | R: 2 E: 0 K: 2 S: 20 | H: 3 LOB: 1 BB: 0 P: 30 | R: 0 E: 0 K: 3 S: 12 | H: 1 LOB: 2 BB: 0 P: 17 | 1B: 9 2B: 2 3B: 0 HR: 1 | SF: 0 SAC: 0 DP: 2 HBP: 1 | WP: 0 PB: 0 SB: 1 CS: 0 | PA: 40 | | | | | |
| PITCHER | IP | WLS | BF | H | R | ER | SO | BB | IBB | HBP | BLK | WP | HR | S | P | ERA | WHIP | | | | | | | | | | |
| Aaron Sele, R ERA: 7.83 (1, 1) | 5.0 | W | 22 | 7 | 2 | 2 | 1 | 1 | 0 | 0 | 0 | 0 | 0 | 22 | 33 | 0.00 | 0.500 | | | | | | | | | | |
| 62 Scot Shields, R ERA: 1.38 (8, 1) | 2.0 | | 7 | 1 | 0 | 0 | 2 | 0 | 0 | 0 | 0 | 0 | 1 | 17 | 25 | 27.00 | 4.500 | | | | | | | | | | |
| Scott Schoeneweis, L ERA: 6.69 (8, 1) | 0.2 | | 5 | 3 | 2 | 2 | 1 | 0 | 0 | 0 | 0 | 0 | 0 | 3 | 5 | 0.00 | 0.000 | | | | | | | | | | |
| Mickey Callaway, R ERA: 5.97 (8, 1) | 0.1 | | 1 | 0 | 0 | 0 | 1 | 0 | 0 | 0 | 0 | 0 | 0 | 12 | 17 | 0.00 | 1.000 | | | | | | | | | | |
| Brendan Donnelly, R ERA: 0.32 (9, 1) | 1.0 | | 5 | 1 | 0 | 0 | 3 | 0 | 0 | 1 | 0 | 0 | 0 | 12 | 17 | 0.00 | 1.000 | | | | | | | | | | |

| Batter | 1 | 2 | 3 | 4 | 5 | 6 | 7 | 8 | 9 | AB | R | H | RBI | BB | SO | LOB | TOP | | | | | | | | | | |
|---|------------------------------|---------------------------------|-------------------------------|----------------------------------|------------------------------|----------------------------------|-------------------------------|----------------------------------|------------------------------|----------------------------------|------------------------------|----------------------------------|-------------------------------|----------------------------------|-------------------------------|----------------------------------|----------------------------------|------------------------------------|----------------------------------|--------|--|--|--|--|--|--|--|
| Julio Lugo, R OBP: 0.336, SLG: 0.308 (1, 6) | F9 | BB | | | F8 | | G4-3 | | BB | 3 | 0 | 0 | 0 | 2 | 0 | 0 | | | | | | | | | | | |
| Marlon Anderson, L OBP: 0.337, SLG: 0.343 18 Jared Sandberg, R OBP: 0.310, SLG: 0.412 Al Levine, L (9, 1) | FC1-4 | BB | | | 1B | | G4-3 | | BB | 4 | 0 | 2 | 0 | 0 | 0 | 2 | | | | | | | | | | | |
| 5 Rocco Baldelli, R OBP: 0.357, SLG: 0.460 (1, 8) | FC1-4 | | | | G6-3 | | F9 | | | 4 | 0 | 0 | 0 | 0 | 1 | 2 | | | | | | | | | | | |
| Aubrey Huff, L OBP: 0.357, SLG: 0.568 (1, 9) | F7 | | | | 1B | | 2B | | | 3 | 0 | 1 | 0 | 0 | 0 | 1 | | | | | | | | | | | |
| Toby Hall, R OBP: 0.316, SLG: 0.379 (1, 2) | | | | | P3 | | G6-4-3 | | | 4 | 1 | 2 | 0 | 0 | 0 | 1 | | | | | | | | | | | |
| Travis Lee, L OBP: 0.339, SLG: 0.400 (1, 3) | | | | | G3 | | 1B | | | 4 | 1 | 2 | 0 | 0 | 1 | 2 | | | | | | | | | | | |
| Damion Easley, R OBP: 0.202, SLG: 0.262 (1, 5) | | | | | K2-3 | | G6-4-3 | | | 4 | 0 | 0 | 0 | 0 | 3 | 5 | | | | | | | | | | | |
| 13 Carl Crawford, L OBP: 0.293, SLG: 0.338 (1, 7) | | | | | 1B | | F9 | | | 4 | 0 | 2 | 2 | 0 | 0 | 1 | | | | | | | | | | | |
| Geremi Gonzalez, R (7, 1) | | | | | P3 | | G3 | | | 2 | 0 | 0 | 0 | 0 | 1 | 2 | | | | | | | | | | | |
| Al Martin, L OBP: 0.278, SLG: 0.344 Jesus Colome, R (7, 1) | | | | | K | | | | | 1 | 0 | 0 | 0 | 0 | 0 | 0 | | | | | | | | | | | |
| Travis Harper, L (8, 1) | | | | | K | | | | | 0 | 0 | 0 | 0 | 0 | 0 | 0 | | | | | | | | | | | |
| Mike Venafro, L (8, 1) | | | | | K | | | | | 0 | 0 | 0 | 0 | 0 | 0 | 0 | | | | | | | | | | | |
| Terry Shumpert, R OBP: 0.298, SLG: 0.438 (9, 4) | | | | | K | | | | | 0 | 0 | 0 | 0 | 1 | 0 | 0 | | | | | | | | | | | |
| Inning Stats | R: 0 E: 0 K: 0 S: 6 | H: 1 LOB: 1 BB: 0 P: 8 | R: 2 E: 0 K: 1 S: 19 | H: 3 LOB: 2 BB: 1 P: 31 | R: 0 E: 0 K: 1 S: 7 | H: 0 LOB: 0 BB: 0 P: 12 | R: 0 E: 0 K: 2 S: 10 | H: 1 LOB: 1 BB: 0 P: 16 | R: 0 E: 0 K: 0 S: 7 | H: 2 LOB: 1 BB: 0 P: 14 | R: 0 E: 0 K: 0 S: 9 | H: 0 LOB: 0 BB: 0 P: 14 | R: 0 E: 0 K: 0 S: 10 | H: 0 LOB: 1 BB: 0 P: 16 | R: 0 E: 0 K: 2 S: 14 | H: 1 LOB: 3 BB: 2 P: 25 | 1B: 8 2B: 1 3B: 0 HR: 0 | SF: 0 SAC: 0 DP: 1 HBP: 1 | WP: 1 PB: 0 SB: 1 CS: 1 | PA: 38 | | | | | | | |
| PITCHER | IP | WLS | BF | H | R | ER | SO | BB | IBB | HBP | BLK | WP | HR | S | P | ERA | WHIP | | | | | | | | | | |
| 22 Mark Prior, R ERA: 2.76 Mike Remlinger, L ERA: 3.24 | 8.0 | | 32 | 8 | 2 | 2 | 5 | 1 | 0 | 1 | 0 | 1 | 0 | 77 | 124 | 2.25 | 1.125 | | | | | | | | | | |

Tampa Bay Devil Rays @ Chicago Cubs
Wrigley Field, Chicago, IL
Tue Jun 03 2003, 7:05 PM CDT
Att: 32,210 - Overcast - 53 F

AB 34
R 2
H 9
RBI 2
BB 3
SO 7
LOB 19



| Batter | 1 | 2 | 3 | 4 | 5 | 6 | 7 | 8 | 9 | AB | R | H | RBI | BB | SO | LOB | BOTTOM | | | | | | | | | | |
|---|-------------------------------|----------------------------------|------------------------------|----------------------------------|-------------------------------|----------------------------------|-------------------------------|----------------------------------|-------------------------------|----------------------------------|-------------------------------|----------------------------------|------------------------------|----------------------------------|------------------------------|----------------------------------|----------------------------------|------------------------------------|----------------------------------|--------|--|--|--|--|--|--|--|
| Mark Grudzielanek, R OBP: 0.349, SLG: 0.376 (1, 4) | HBP | | | | F9 | | FC1-6 | | | 3 | 0 | 1 | 0 | 0 | 0 | 0 | | | | | | | | | | | |
| Alex Gonzalez, R OBP: 0.315, SLG: 0.389 (1, 6) | 2B | | | | G3-1 | | FC1-6 | | | 4 | 0 | 1 | 0 | 0 | 0 | 4 | | | | | | | | | | | |
| Corey Patterson, L OBP: 0.338, SLG: 0.556 (1, 8) | K | | | | FC6-4 | | 1B | | | 5 | 0 | 2 | 0 | 0 | 1 | 6 | | | | | | | | | | | |
| Sammy Sosa, R OBP: 0.414, SLG: 0.500 Troy O'Leary, L OBP: 0.256, SLG: 0.322 (2, 9) | G4-3 | | | | 3B | | 1B | | | 1 | 0 | 0 | 0 | 0 | 0 | 2 | | | | | | | | | | | |
| Moises Alou, R OBP: 0.359, SLG: 0.440 (1, 7) | P3 | | | | F7 | | P6 | | | 4 | 1 | 2 | 0 | 0 | 0 | 3 | | | | | | | | | | | |
| Hee-Seop Choi, L OBP: 0.395, SLG: 0.516 (1, 3) | G4-3 | | | | F8 | | G6-3 | | | 5 | 0 | 1 | 0 | 0 | 0 | 6 | | | | | | | | | | | |
| Ramon Martinez, R OBP: 0.366, SLG: 0.392 (1, 5) | P2 | | | | 2B | | 2B | | | 3 | 2 | 0 | 1 | 0 | 0 | 0 | | | | | | | | | | | |
| Paul Bako, L OBP: 0.323, SLG: 0.315 Tom Goodwin, L OBP: 0.228, SLG: 0.259 Damian Miller, R OBP: 0.316, SLG: 0.371 (9, 2) | P6 | | | | FC5-4 | | 2B | | | 4 | 0 | 1 | 1 | 0 | 0 | 2 | | | | | | | | | | | |
| 22 Mark Prior, R OBP: 0.294, SLG: 0.471 Lenny Harris, L OBP: 0.289, SLG: 0.279 Mike Remlinger, L (9, 1) | G1 | | | | K | | K | | | 3 | 0 | 0 | 0 | 0 | 2 | 3 | | | | | | | | | | | |
| Inning Stats | R: 0 E: 0 K: 1 S: 13 | H: 1 LOB: 2 BB: 0 P: 20 | R: 0 E: 0 K: 0 S: 9 | H: 1 LOB: 0 BB: 0 P: 14 | R: 0 E: 0 K: 1 S: 10 | H: 1 LOB: 2 BB: 0 P: 14 | R: 0 E: 0 K: 1 S: 11 | H: 1 LOB: 1 BB: 0 P: 18 | R: 0 E: 0 K: 2 S: 12 | H: 2 LOB: 1 BB: 0 P: 16 | R: 0 E: 0 K: 0 S: 12 | H: 2 LOB: 2 BB: 0 P: 14 | R: 0 E: 0 K: 0 S: 7 | H: 0 LOB: 3 BB: 2 P: 19 | R: 1 E: 0 K: 0 S: 5 | H: 2 LOB: 1 BB: 0 P: 11 | 1B: 6 2B: 4 3B: 1 HR: 0 | SF: 0 SAC: 1 DP: 0 HBP: 4 | WP: 1 PB: 0 SB: 0 CS: 0 | PA: 43 | | | | | | | |
| PITCHER | IP | WLS | BF | H | R | ER | SO | BB | IBB | HBP | BLK | WP | HR | S | P | ERA | WHIP | | | | | | | | | | |
| Geremi Gonzalez, R ERA: 3.0 Jesus Colome, R ERA: 3.82 Travis Harper, R ERA: 3.27 Mike Venafro, L ERA: 3.38 Al Levine, R ERA: 1.38 | 6.0 | | 27 | 7 | 1 | 1 | 4 | 2 | 0 | 2 | 0 | 0 | 0 | 16 | 28 | 6.75 | 3.000 | | | | | | | | | | |
| | 0.1 | | 1 | 0 | 0 | 0 | 0 | 0 | 0 | 0 | 0 | 0 | 0 | 2 | 2 | 0.00 | 0.000 | | | | | | | | | | |
| | 0.1 | | 1 | 0 | 0 | 0 | 0 | 0 | 0 | 0 | 0 | 0 | 0 | 1 | 3 | 0.00 | 0.000 | | | | | | | | | | |
| | 0.1 | L | 4 | 2 | 1 | 1 | 0 | 0 | 0 | 0 | 0 | 1 | 0 | 5 | 11 | 27.00 | 6.000 | | | | | | | | | | |

Tampa Bay Devil Rays @ Chicago Cubs
Wrigley Field, Chicago, IL
Tue Jun 03 2003, 7:05 PM CDT
Att: 32,210 - Overcast - 53 F

AB 36
R 3
H 11
RBI 2
BB 2
SO 4
LOB 30



| Batter | 1 | 2 | 3 | 4 | 5 | 6 | 7 | 8 | 9 | AB | R | H | RBI | BB | SO | LOB | TOP | | | | | | | | | |
|---|-------------------------------|----------------------------------|-------------------------------|----------------------------------|-------------------------------|----------------------------------|------------------------------|---------------------------------|------------------------------|----------------------------------|------------------------------|---------------------------------|------------------------------|----------------------------------|------------------------------|----------------------------------|--|------------------------------|----------------------------------|----------------------------------|------------------------------------|----------------------------------|--------|--|--|--|
| Julio Lugo, R OBP: 0.331, SLG: 0.298 (1, 6) | F8 | BB | FC5 | | | G1-3 | | K | | 4 | 0 | 0 | 0 | 1 | 1 | 4 | Tampa Bay Devil Rays @ Chicago Cubs Wrigley Field, Chicago, IL Wed Jun 04 2003, 7:05 PM CDT Att: 33,317 - Sunny - 67 F | | | | | | | | | |
| Marlon Anderson, L OBP: 0.335, SLG: 0.345 (1, 4) | E | P4 | | G4-3 | | | K2-3 | G3 | | 5 | 1 | 1 | 0 | 0 | 1 | 5 | | | | | | | | | | |
| 5 Rocco Baldelli, R OBP: 0.362, SLG: 0.463 (1, 8) | K | | | G4-3 | | | 1B SF9 | 1B | 18 BB | 5 | 2 | 3 | 0 | 0 | 1 | 1 | | | | | | | | | | |
| Aubrey Huff, L OBP: 0.365, SLG: 0.578 (1, 9) | E2 | | | BB 13 1B | | | 1B | | 18 BB | 5 | 1 | 4 | 1 | 0 | 1 | 0 | | | | | | | | | | |
| Toby Hall, R OBP: 0.308, SLG: 0.370 (1, 2) | F9 | | | G6-3 | | G3 | SF9 | | F5 | 4 | 0 | 0 | 1 | 0 | 0 | 4 | | | | | | | | | | |
| Travis Lee, L OBP: 0.335, SLG: 0.391 (1, 3) | | E4 | | BB 13 1B | | K | | | F5 | 4 | 1 | 0 | 0 | 1 | 1 | 3 | | | | | | | | | | |
| Terry Shumpert, R OBP: 0.316, SLG: 0.440 Jason Tyner, L OBP: 0.438, SLG: 0.533 18 Jared Sandberg, R OBP: 0.322, SLG: 0.412 (8, PH) | | SH5-4 | | SH1-4 13 1B | | G5-3 | | | 13 FC3-6 | 2 | 0 | 1 | 0 | 1 | 0 | 0 | | | | | | | | | | |
| 13 Carl Crawford, L OBP: 0.291, SLG: 0.335 (1, 7) | | F8 | | FC5 SH1-4 | | G4-3 | | FC3-6 | G3 | 5 | 0 | 1 | 2 | 0 | 0 | 6 | | | | | | | | | | |
| Victor Zambrano, S (1, 1) | | SH5-4 | | SH1-4 | | G4-3 | | | | 1 | 0 | 0 | 0 | 0 | 0 | 0 | | | | | | | | | | |
| Al Martin, L OBP: 0.323, SLG: 0.344 (8, PH) | | | | | | | | | | 0 | 0 | 0 | 0 | 1 | 0 | 0 | | | | | | | | | | |
| Travis Harper, L (8, 1) | | | | | | | | | | 0 | 0 | 0 | 0 | 0 | 0 | 0 | | | | | | | | | | |
| Lance Carter, R (9, 1) | | | | | | | | | BB | 0 | 0 | 0 | 0 | 0 | 0 | 0 | | | | | | | | | | |
| Inning Stats | R: 1 E: 1 K: 1 S: 12 | H: 2 LOB: 1 BB: 0 P: 22 | R: 0 E: 1 K: 0 S: 13 | H: 1 LOB: 3 BB: 1 P: 22 | R: 3 E: 0 K: 0 S: 15 | H: 3 LOB: 2 BB: 2 P: 27 | R: 0 E: 0 K: 1 S: 5 | H: 0 LOB: 0 BB: 0 P: 8 | R: 0 E: 0 K: 0 S: 4 | H: 0 LOB: 0 BB: 0 P: 12 | R: 0 E: 0 K: 0 S: 4 | H: 0 LOB: 0 BB: 0 P: 6 | R: 1 E: 0 K: 1 S: 9 | H: 2 LOB: 1 BB: 0 P: 12 | R: 0 E: 0 K: 1 S: 6 | H: 1 LOB: 2 BB: 1 P: 12 | | R: 0 E: 0 K: 0 S: 9 | H: 2 LOB: 3 BB: 1 P: 13 | 1B: 9 2B: 2 3B: 0 HR: 0 | SF: 1 SAC: 2 DP: 0 HBP: 0 | WP: 0 PB: 0 SB: 1 CS: 0 | PA: 44 | | | |
| PITCHER | IP | WLS | BF | H | R | ER | SO | BB | IBB | HBP | BLK | WP | HR | S | P | ERA | | WHIP | | | | | | | | |
| Shawn Estes, L ERA: 5.07 (1, 1) | 7.0 | L | 33 | 8 | 5 | 4 | 4 | 3 | 0 | 0 | 0 | 0 | 0 | 66 | 109 | 5.14 | | 1.571 | | | | | | | | |
| Antonio Alfonseca, R ERA: 3.45 (8, 1) | 1.0 | | 5 | 1 | 0 | 0 | 1 | 1 | 0 | 0 | 0 | 0 | 0 | 6 | 12 | 0.00 | 2.000 | | | | | | | | | |
| Mark Guthrie, L ERA: 3.29 (9, 1) | 1.0 | | 6 | 2 | 0 | 0 | 0 | 1 | 0 | 0 | 0 | 0 | 0 | 9 | 13 | 0.00 | 3.000 | | | | | | | | | |

| Batter | 1 | 2 | 3 | 4 | 5 | 6 | 7 | 8 | 9 | AB | R | H | RBI | BB | SO | LOB | BOTTOM | | | | | | | | | |
|--|-------------------------------|----------------------------------|-------------------------------|----------------------------------|------------------------------|----------------------------------|-------------------------------|----------------------------------|------------------------------|----------------------------------|-------------------------------|----------------------------------|------------------------------|----------------------------------|------------------------------|----------------------------------|--|-------------------------------|----------------------------------|----------------------------------|------------------------------------|----------------------------------|--------|--|--|--|
| Mark Bellhorn, S OBP: 0.348, SLG: 0.325 (1, 5) | G3 | | G4-3 | | | | | G4-3 | | 4 | 0 | 0 | 0 | 0 | 1 | 0 | Tampa Bay Devil Rays @ Chicago Cubs Wrigley Field, Chicago, IL Wed Jun 04 2003, 7:05 PM CDT Att: 33,317 - Sunny - 67 F | | | | | | | | | |
| Alex Gonzalez, R OBP: 0.314, SLG: 0.391 (1, 6) | F7 | | | 1B | | F8 | | G3-1 | | 4 | 1 | 1 | 0 | 0 | 0 | 0 | | | | | | | | | | |
| Corey Patterson, L OBP: 0.341, SLG: 0.555 (1, 8) | S | | | K | | G3 | | | F8 1B | 4 | 1 | 2 | 0 | 0 | 1 | 1 | | | | | | | | | | |
| Sammy Sosa, R OBP: 0.410, SLG: 0.493 (1, 9) | K | | | K | | K | | | G3 E | 4 | 0 | 1 | 0 | 0 | 3 | 2 | | | | | | | | | | |
| Moises Alou, R OBP: 0.357, SLG: 0.436 (1, 7) | | P4 | | BB | | P6 | | | F8 1B | 4 | 0 | 1 | 1 | 0 | 0 | 2 | | | | | | | | | | |
| Hee-Seop Choi, L OBP: 0.391, SLG: 0.504 (1, 3) | | F8 | | 2H | | G4-3 | | | E4 G3 | 3 | 0 | 0 | 1 | 1 | 0 | 1 | | | | | | | | | | |
| Ramon Martinez, R OBP: 0.361, SLG: 0.378 (1, 4) | | G5-3 | | BB | | P3 | | | G3 | 3 | 0 | 0 | 0 | 1 | 0 | 4 | | | | | | | | | | |
| Paul Bako, L OBP: 0.308, SLG: 0.298 Troy O'Leary, L OBP: 0.255, SLG: 0.318 (9, PH) | | | | | | L5 | | | G6-3 | 3 | 0 | 0 | 0 | 0 | 1 | 1 | | | | | | | | | | |
| Shawn Estes, R OBP: 0.182, SLG: 0.143 Antonio Alfonseca, R ERA: 3.19 (8, 1) | | | | | | K | | | | 1 | 0 | 0 | 0 | 0 | 0 | 2 | | | | | | | | | | |
| Lenny Harris, L OBP: 0.286, SLG: 0.275 Mark Guthrie, R (9, 1) | | | | | | K | | | F7 | 2 | 0 | 0 | 0 | 0 | 0 | 0 | | | | | | | | | | |
| Inning Stats | R: 0 E: 0 K: 1 S: 12 | H: 1 LOB: 1 BB: 0 P: 19 | R: 0 E: 0 K: 0 S: 10 | H: 0 LOB: 0 BB: 0 P: 18 | R: 0 E: 0 K: 2 S: 8 | H: 0 LOB: 0 BB: 0 P: 12 | R: 1 E: 0 K: 2 S: 16 | H: 2 LOB: 1 BB: 1 P: 22 | R: 0 E: 0 K: 2 S: 9 | H: 0 LOB: 0 BB: 0 P: 13 | R: 0 E: 0 K: 1 S: 10 | H: 0 LOB: 0 BB: 0 P: 14 | R: 0 E: 0 K: 0 S: 8 | H: 0 LOB: 1 BB: 1 P: 16 | R: 0 E: 0 K: 0 S: 7 | H: 0 LOB: 0 BB: 0 P: 11 | | R: 1 E: 1 K: 0 S: 18 | H: 2 LOB: 2 BB: 0 P: 30 | 1B: 4 2B: 1 3B: 0 HR: 0 | SF: 0 SAC: 0 DP: 0 HBP: 0 | WP: 0 PB: 0 SB: 1 CS: 0 | PA: 35 | | | |
| PITCHER | IP | WLS | BF | H | R | ER | SO | BB | IBB | HBP | BLK | WP | HR | S | P | ERA | | WHIP | | | | | | | | |
| Victor Zambrano, R ERA: 5.07 (1, 1) | 7.0 | W | 26 | 3 | 1 | 1 | 8 | 2 | 0 | 0 | 0 | 0 | 0 | 73 | 114 | 1.29 | | 0.714 | | | | | | | | |
| Travis Harper, R ERA: 3.19 (8, 1) | 1.0 | | 3 | 0 | 0 | 0 | 0 | 0 | 0 | 0 | 0 | 0 | 0 | 7 | 11 | 0.00 | | 0.000 | | | | | | | | |
| Lance Carter, R ERA: 3.16 (9, 1) | 1.0 | | 6 | 2 | 1 | 1 | 0 | 0 | 0 | 0 | 0 | 0 | 0 | 18 | 30 | 9.00 | | 2.000 | | | | | | | | |



| Batter | 1 | 2 | 3 | 4 | 5 | 6 | 7 | 8 | 9 | AB | R | H | RBI | BB | SO | LOB | TOP | | | | | | | | |
|---|-------------------------------|----------------------------------|------------------------------|----------------------------------|------------------------------|---------------------------------|------------------------------|----------------------------------|------------------------------|----------------------------------|-------------------------------|----------------------------------|------------------------------|----------------------------------|-------------------------------|----------------------------------|------------------------------|----------------------------------|----------------------------------|------------------------------------|----------------------------------|--------|--|--|--|
| Jason Tyner, L (1,7) OBP: 0.472, SLG: 0.531 | | | | | | | | | | 2 | 1 | 1 | 0 | 2 | 0 | 0 | | | | | | | | | |
| 13 Carl Crawford, L (1,8) OBP: 0.294, SLG: 0.335 | | | | | | | | | | 3 | 0 | 1 | 0 | 1 | 1 | 1 | | | | | | | | | |
| Aubrey Huff, L (1,3) OBP: 0.368, SLG: 0.581 | | | | | | | | | | 4 | 0 | 2 | 1 | 0 | 1 | 4 | | | | | | | | | |
| Ben Grieve, L (1,9) OBP: 0.374, SLG: 0.407 | | | | | | | | | | 4 | 0 | 0 | 0 | 0 | 2 | 5 | | | | | | | | | |
| Marlon Anderson, L (1,4) OBP: 0.332, SLG: 0.343 | | | | | | | | | | 4 | 0 | 1 | 0 | 0 | 2 | 4 | | | | | | | | | |
| Jason Smith, L (1,5) OBP: 0.250, SLG: 0.250 | | | | | | | | | | 4 | 0 | 1 | 0 | 0 | 0 | 1 | | | | | | | | | |
| Javier Valentin, S (1,2) OBP: 0.242, SLG: 0.333 | | | | | | | | | | 4 | 0 | 0 | 0 | 0 | 2 | 1 | | | | | | | | | |
| Julio Lugo, R (1,6) OBP: 0.336, SLG: 0.299 | | | | | | | | | | 3 | 0 | 1 | 0 | 1 | 0 | 0 | | | | | | | | | |
| Dewon Brazelton, R (1,1) Steve Parris, R (3,1) Al Martin, L (7, PH) Al Levine, L (7,1) | | | | | | | | | | 1 | 0 | 0 | 0 | 0 | 0 | 0 | | | | | | | | | |
| Inning Stats | R: 0 E: 0 K: 1 S: 10 | H: 2 LOB: 1 BB: 0 P: 15 | R: 0 E: 0 K: 1 S: 9 | H: 1 LOB: 0 BB: 0 P: 12 | R: 0 E: 0 K: 0 S: 6 | H: 0 LOB: 0 BB: 0 P: 8 | R: 0 E: 0 K: 1 S: 8 | H: 1 LOB: 1 BB: 0 P: 13 | R: 0 E: 0 K: 1 S: 8 | H: 1 LOB: 1 BB: 0 P: 12 | R: 1 E: 0 K: 2 S: 12 | H: 1 LOB: 1 BB: 1 P: 22 | R: 0 E: 0 K: 1 S: 7 | H: 1 LOB: 1 BB: 1 P: 13 | R: 0 E: 0 K: 2 S: 17 | H: 0 LOB: 2 BB: 2 P: 32 | R: 0 E: 0 K: 0 S: 8 | H: 0 LOB: 0 BB: 0 P: 11 | 1B: 6 2B: 2 3B: 0 HR: 0 | SF: 0 SAC: 0 DP: 3 HBP: 0 | WP: 0 PB: 0 SB: 0 CS: 0 | PA: 35 | | | |
| PITCHER | IP | WLS | BF | H | R | ER | SO | BB | IBB | HBP | BLK | WP | HR | S | P | ERA | WHIP | | | | | | | | |
| Matt Clement, R (1,1) ERA: 4.61 | 7.0 | W | 27 | 7 | 1 | 1 | 7 | 2 | 0 | 0 | 0 | 0 | 0 | 60 | 95 | 1.29 | 1.286 | | | | | | | | |
| Kyle Farnsworth, R (8,1) ERA: 2.36 | 1.0 | | 5 | 0 | 0 | 0 | 2 | 2 | 0 | 0 | 0 | 0 | 0 | 17 | 32 | 0.00 | 2.000 | | | | | | | | |
| Joe Borowski, R (9,1) ERA: 1.67 | 1.0 | | 3 | 0 | 0 | 0 | 0 | 0 | 0 | 0 | 0 | 0 | 0 | 8 | 11 | 0.00 | 0.000 | | | | | | | | |

Tampa Bay Devil Rays @ Chicago Cubs
Wrigley Field, Chicago, IL
Thu Jun 05 2003, 1:20 PM CDT
Att: 28,713 - Sunny - 73 F

AB 31
R 1
H 7
RBI 1
BB 4
SO 9
LOB 18



| Batter | 1 | 2 | 3 | 4 | 5 | 6 | 7 | 8 | 9 | AB | R | H | RBI | BB | SO | LOB | BOTTOM | | | | | | | | |
|---|------------------------------|----------------------------------|------------------------------|---------------------------------|-------------------------------|----------------------------------|-------------------------------|----------------------------------|-------------------------------|----------------------------------|-------------------------------|----------------------------------|------------------------------|---------------------------------|------------------------------|----------------------------------|------------------------------|----------------------------------|----------------------------------|------------------------------------|----------------------------------|--------|--|--|--|
| Lenny Harris, L (1,5) OBP: 0.280, SLG: 0.270 | | | | | | | | | | 5 | 1 | 1 | 0 | 0 | 0 | 3 | | | | | | | | | |
| Alex Gonzalez, R (1,6) OBP: 0.317, SLG: 0.402 | | | | | | | | | | 4 | 1 | 2 | 1 | 0 | 1 | 0 | | | | | | | | | |
| Corey Patterson, L (1,8) OBP: 0.343, SLG: 0.567 | | | | | | | | | | 4 | 2 | 2 | 2 | 0 | 0 | 1 | | | | | | | | | |
| Sammy Sosa, R (1,9) OBP: 0.407, SLG: 0.486 | | | | | | | | | | 4 | 1 | 1 | 1 | 0 | 0 | 1 | | | | | | | | | |
| Moises Alou, R (1,7) OBP: 0.394, SLG: 0.432 | | | | | | | | | | 2 | 0 | 0 | 0 | 0 | 0 | 2 | | | | | | | | | |
| Tom Goodwin, L (4, PH) OBP: 0.220, SLG: 0.250 | | | | | | | | | | 2 | 0 | 0 | 0 | 0 | 0 | 1 | | | | | | | | | |
| Hee-Seop Choi, L (1,3) OBP: 0.394, SLG: 0.504 | | | | | | | | | | 4 | 1 | 2 | 0 | 0 | 0 | 0 | | | | | | | | | |
| Ramon Martinez, R (1,4) OBP: 0.366, SLG: 0.388 | | | | | | | | | | 3 | 1 | 1 | 1 | 1 | 1 | 1 | | | | | | | | | |
| Damian Miller, R (1,2) OBP: 0.314, SLG: 0.363 | | | | | | | | | | 3 | 0 | 0 | 0 | 1 | 1 | 1 | | | | | | | | | |
| Matt Clement, R (1,1) OBP: 0.211, SLG: 0.211 | | | | | | | | | | 2 | 1 | 1 | 1 | 0 | 0 | 0 | | | | | | | | | |
| Kyle Farnsworth, R (8,1) Eric Karros, R (8, PH) Joe Borowski, R (9,1) | | | | | | | | | | 0 | 0 | 0 | 0 | 0 | 0 | 0 | | | | | | | | | |
| Inning Stats | R: 1 E: 0 K: 1 S: 9 | H: 2 LOB: 1 BB: 0 P: 13 | R: 0 E: 0 K: 0 S: 7 | H: 1 LOB: 0 BB: 0 P: 8 | R: 7 E: 3 K: 0 S: 20 | H: 6 LOB: 1 BB: 0 P: 27 | R: 0 E: 0 K: 0 S: 12 | H: 1 LOB: 1 BB: 0 P: 13 | R: 0 E: 0 K: 0 S: 12 | H: 0 LOB: 2 BB: 2 P: 22 | R: 0 E: 0 K: 0 S: 10 | H: 0 LOB: 0 BB: 0 P: 14 | R: 0 E: 0 K: 1 S: 6 | H: 0 LOB: 0 BB: 0 P: 9 | R: 0 E: 0 K: 2 S: 7 | H: 0 LOB: 0 BB: 0 P: 11 | R: 0 E: 0 K: 0 S: 8 | H: 0 LOB: 0 BB: 0 P: 11 | 1B: 5 2B: 4 3B: 1 HR: 0 | SF: 0 SAC: 1 DP: 1 HBP: 0 | WP: 0 PB: 0 SB: 0 CS: 0 | PA: 37 | | | |
| PITCHER | IP | WLS | BF | H | R | ER | SO | BB | IBB | HBP | BLK | WP | HR | S | P | ERA | WHIP | | | | | | | | |
| Dewon Brazelton, R (1,1) ERA: 6.21 | 2.1 | L | 16 | 8 | 8 | 3 | 1 | 0 | 0 | 0 | 0 | 0 | 0 | 31 | 42 | 11.57 | 3.429 | | | | | | | | |
| Steve Parris, R (3,1) ERA: 5.07 | 3.2 | | 15 | 2 | 0 | 0 | 0 | 2 | 0 | 0 | 0 | 0 | 0 | 39 | 55 | 0.00 | 1.091 | | | | | | | | |
| Al Levine, R (7,1) ERA: 1.29 | 2.0 | | 6 | 0 | 0 | 0 | 3 | 0 | 0 | 0 | 0 | 0 | 0 | 13 | 20 | 0.00 | 0.000 | | | | | | | | |

Tampa Bay Devil Rays @ Chicago Cubs
Wrigley Field, Chicago, IL
Thu Jun 05 2003, 1:20 PM CDT
Att: 28,713 - Sunny - 73 F

AB 34
R 8
H 10
RBI 6
BB 2
SO 4
LOB 10



| Batter | 1 | 2 | 3 | 4 | 5 | 6 | 7 | 8 | 9 | AB | R | H | RBI | BB | SO | LOB | TOP | | | | | |
|---|------------------------------|----------------------------------|------------------------------|----------------------------------|------------------------------|---------------------------------|-------------------------------|----------------------------------|------------------------------|----------------------------------|-------------------------------|----------------------------------|-------------------------------|----------------------------------|-------------------------------|----------------------------------|--|----------------------------------|----------------------------------|------------------------------------|----------------------------------|--------|
| Julio Lugo, R OBP: 0.331, SLG: 0.303 | G5-3 | | F9 | K | | G4-3 | | 2B | | 5 | 1 | 1 | 0 | 0 | 1 | 4 | Tampa Bay Devil Rays @ Houston Astros Minute Maid Park, Houston, TX Fri Jun 06 2003, 7:05 PM CDT Att: 27,546 - Dome - 72 F AB 39 R 8 H 11 RBI 7 BB 3 SO 7 LOB 11 | | | | | |
| Marlon Anderson, L OBP: 0.335, SLG: 0.366 | G3-1 | | | G4-3 | | HR | | G4-3 | | 5 | 1 | 2 | 2 | 0 | 0 | 0 | | | | | | |
| 5 Rocco Baldelli, R OBP: 0.359, SLG: 0.457 | G6-3 | | | P3 | | G6-4-3 | | K | | 5 | 1 | 1 | 0 | 0 | 2 | 1 | | | | | | |
| Aubrey Huff, L OBP: 0.364, SLG: 0.573 | | F8 | | 1B | | G6-4-3 | | G3 | | 5 | 1 | 1 | 0 | 0 | 1 | 2 | | | | | | |
| Toby Hall, R OBP: 0.310, SLG: 0.367 | P5 | | | 1B | | G6-3 | | E | | 4 | 1 | 1 | 0 | 1 | 0 | 0 | | | | | | |
| Travis Lee, L OBP: 0.337, SLG: 0.408 | K | | | 1B | | | | E5 | | 5 | 2 | 2 | 3 | 0 | 2 | 1 | | | | | | |
| 18 Jared Sandberg, R OBP: 0.339, SLG: 0.481 | | | | HR | | | | 18 HR | | 3 | 1 | 2 | 2 | 0 | 0 | 0 | | | | | | |
| Jason Tyner, L OBP: 0.459, SLG: 0.515 | | | P4 | E1 | | | | G4-3 | | 1 | 0 | 0 | 0 | 0 | 0 | 2 | | | | | | |
| Terry Shumpert, R OBP: 0.316, SLG: 0.440 | | | | 1B | | | | HR | | 0 | 0 | 0 | 0 | 0 | 0 | 0 | | | | | | |
| 13 Carl Crawford, L OBP: 0.298, SLG: 0.335 | | | | 1B | | | | L6 | | 3 | 0 | 1 | 0 | 1 | 0 | 0 | | | | | | |
| Nick Bierbrodt, L OBP: 0.275, SLG: 0.402 | | | | 1B | | | | L6 | | 0 | 0 | 0 | 0 | 0 | 0 | 0 | | | | | | |
| Carlos Reyes, S OBP: 0.275, SLG: 0.402 | | | | BB | | | | L6 | | 1 | 0 | 0 | 0 | 0 | 1 | 0 | | | | | | |
| Ben Grieco, L OBP: 0.275, SLG: 0.402 | | | | BB | | | | L6 | | 1 | 0 | 0 | 0 | 0 | 0 | 0 | | | | | | |
| Jesus Colome, R OBP: 0.275, SLG: 0.402 | | | | BB | | | | L6 | | 0 | 0 | 0 | 0 | 0 | 0 | 0 | | | | | | |
| Al Martin, L OBP: 0.275, SLG: 0.402 | | | | BB | | | | L6 | | 1 | 0 | 0 | 0 | 0 | 0 | 0 | | | | | | |
| Travis Harper, L OBP: 0.275, SLG: 0.402 | | | | BB | | | | L6 | | 0 | 0 | 0 | 0 | 0 | 0 | 0 | | | | | | |
| Mike Venafro, L OBP: 0.275, SLG: 0.402 | | | | BB | | | | L6 | | 0 | 0 | 0 | 0 | 0 | 0 | 0 | | | | | | |
| Inning Stats | R: 0 E: 0 K: 0 S: 8 | H: 0 LOB: 0 BB: 0 P: 12 | R: 0 E: 0 K: 1 S: 7 | H: 0 LOB: 0 BB: 0 P: 12 | R: 0 E: 0 K: 0 S: 8 | H: 1 LOB: 1 BB: 0 P: 9 | R: 3 E: 1 K: 1 S: 26 | H: 4 LOB: 2 BB: 2 P: 41 | R: 1 E: 0 K: 0 S: 7 | H: 2 LOB: 0 BB: 0 P: 11 | R: 2 E: 0 K: 1 S: 12 | H: 2 LOB: 2 BB: 0 P: 18 | R: 1 E: 1 K: 1 S: 16 | H: 0 LOB: 2 BB: 1 P: 26 | R: 1 E: 0 K: 1 S: 13 | H: 2 LOB: 1 BB: 0 P: 18 | R: 0 E: 0 K: 2 S: 13 | H: 0 LOB: 0 BB: 0 P: 19 | 1B: 6 2B: 2 3B: 0 HR: 3 | SF: 0 SAC: 0 DP: 1 HBP: 0 | WP: 1 PB: 0 SB: 1 CS: 0 | PA: 42 |
| PITCHER | IP | WLS | BF | H | R | ER | SO | BB | IBB | HBP | BLK | WP | HR | S | P | ERA | WHIP | | | | | |
| Jerome Robertson, L ERA: 6.18 | 3.2 | | 18 | 5 | 3 | 3 | 1 | 2 | 0 | 0 | 0 | 0 | 1 | 46 | 69 | 7.36 | 1.909 | | | | | |
| Ricky Stone, R ERA: 2.75 | 1.1 | | 7 | 4 | 3 | 3 | 1 | 0 | 0 | 0 | 0 | 0 | 2 | 14 | 22 | 20.25 | 3.000 | | | | | |
| Nate Bland, L ERA: 5.25 | 1.0 | H | 3 | 0 | 0 | 0 | 1 | 0 | 0 | 0 | 0 | 0 | 0 | 8 | 12 | 0.00 | 0.000 | | | | | |
| 54 Brad Lidge, R ERA: 1.49 | 1.0 | B | 6 | 0 | 1 | 0 | 1 | 1 | 0 | 0 | 0 | 1 | 0 | 16 | 26 | 0.00 | 1.000 | | | | | |
| Octavio Dotel, R ERA: 1.87 | 1.0 | W | 5 | 2 | 1 | 1 | 1 | 0 | 0 | 0 | 0 | 0 | 0 | 13 | 18 | 9.00 | 2.000 | | | | | |

| Batter | 1 | 2 | 3 | 4 | 5 | 6 | 7 | 8 | 9 | AB | R | H | RBI | BB | SO | LOB | BOTTOM | | | | |
|--|-------------------------------|----------------------------------|------------------------------|----------------------------------|------------------------------|---------------------------------|------------------------------|----------------------------------|-------------------------------|----------------------------------|------------------------------|----------------------------------|-------------------------------|----------------------------------|-------------------------------|----------------------------------|--|------------------------------------|----------------------------------|--------|--|
| Craig Biggio, R OBP: 0.352, SLG: 0.441 | HR | BB | | G6-3 | | WP | | B3 | | 3 | 1 | 1 | 0 | 2 | 0 | 1 | Tampa Bay Devil Rays @ Houston Astros Minute Maid Park, Houston, TX Fri Jun 06 2003, 7:05 PM CDT Att: 27,546 - Dome - 72 F AB 34 R 11 H 11 RBI 10 BB 8 SO 2 LOB 21 | | | | |
| Morgan Ensberg, R OBP: 0.450, SLG: 0.687 | HR | BB | | G5-3 | | BB | | 1B | | 3 | 3 | 2 | 2 | 2 | 0 | 0 | | | | | |
| 5 Jeff Bagwell, R OBP: 0.367, SLG: 0.466 | 1B | FC4-6 | | G5-3 | | K | | 1B | | 3 | 2 | 1 | 0 | 2 | 1 | 2 | | | | | |
| Jeff Kent, R OBP: 0.386, SLG: 0.545 | 1B | FC5-2 | | F9 | | F8 | | 1B | | 5 | 1 | 2 | 2 | 0 | 0 | 5 | | | | | |
| 17 Lance Berkman, S OBP: 0.408, SLG: 0.497 | FC4-6 | SF8-3-5 | | F9 | | F8 | | 1B | | 4 | 1 | 1 | 2 | 0 | 0 | 2 | | | | | |
| Brian Hunter, R OBP: 0.315, SLG: 0.343 | HR | BB | | E5 | | 1B | | F9 | | 3 | 1 | 1 | 0 | 1 | 0 | 0 | | | | | |
| Octavio Dotel, R ERA: 1.87 | HR | BB | | F9 | | 2B | | 1B | | 0 | 0 | 0 | 0 | 0 | 0 | 0 | | | | | |
| Geoff Blum, S OBP: 0.303, SLG: 0.398 | HR | BB | | F9 | | 2B | | 1B | | 1 | 0 | 1 | 1 | 0 | 0 | 0 | | | | | |
| Billy Wagner, L ERA: 3.58 | HR | BB | | F9 | | 2B | | 1B | | 0 | 0 | 0 | 0 | 0 | 0 | 0 | | | | | |
| Gregg Zaun, S OBP: 0.271, SLG: 0.281 | F7 | | | F8 | | G5-3 | | G6-3 | | 3 | 0 | 0 | 0 | 1 | 0 | 5 | | | | | |
| Brad Ausmus, R OBP: 0.271, SLG: 0.281 | F7 | | | F8 | | G5-3 | | G6-3 | | 1 | 0 | 0 | 0 | 0 | 0 | 1 | | | | | |
| 28 Adam Everett, R OBP: 0.294, SLG: 0.379 | HR | | | F7 | | G5-3 | | K | | 4 | 1 | 1 | 3 | 0 | 1 | 4 | | | | | |
| Jerome Robertson, L ERA: 6.18 | G3 | | | G4-3 | | F9 | | 1B | | 2 | 0 | 0 | 0 | 0 | 0 | 1 | | | | | |
| Ricky Stone, R ERA: 2.75 | G3 | | | G4-3 | | F9 | | 1B | | 0 | 0 | 0 | 0 | 0 | 0 | 0 | | | | | |
| Nate Bland, L ERA: 5.25 | G3 | | | G4-3 | | F9 | | 1B | | 0 | 0 | 0 | 0 | 0 | 0 | 0 | | | | | |
| Jose Vizcaino, S OBP: 0.271, SLG: 0.281 | G3 | | | G4-3 | | F9 | | 1B | | 1 | 0 | 0 | 0 | 0 | 0 | 0 | | | | | |
| 54 Brad Lidge, R ERA: 1.49 | G3 | | | G4-3 | | F9 | | 1B | | 1 | 1 | 1 | 0 | 0 | 0 | 0 | | | | | |
| Orlando Merced, S OBP: 0.271, SLG: 0.281 | G3 | | | G4-3 | | F9 | | 1B | | 1 | 1 | 1 | 0 | 0 | 0 | 0 | | | | | |
| Inning Stats | R: 6 E: 0 K: 0 S: 23 | H: 4 LOB: 2 BB: 2 P: 43 | R: 1 E: 0 K: 0 S: 5 | H: 0 LOB: 3 BB: 3 P: 19 | R: 0 E: 0 K: 0 S: 5 | H: 0 LOB: 1 BB: 0 P: 6 | R: 0 E: 0 K: 0 S: 8 | H: 0 LOB: 0 BB: 0 P: 11 | R: 0 E: 0 K: 1 S: 16 | H: 2 LOB: 2 BB: 1 P: 22 | R: 0 E: 0 K: 1 S: 7 | H: 0 LOB: 1 BB: 1 P: 13 | R: 0 E: 0 K: 0 S: 14 | H: 0 LOB: 1 BB: 1 P: 25 | R: 4 E: 0 K: 0 S: 14 | H: 4 LOB: 1 BB: 1 P: 25 | 1B: 7 2B: 3 3B: 0 HR: 2 | SF: 1 SAC: 0 DP: 1 HBP: 0 | WP: 2 PB: 0 SB: 0 CS: 0 | PA: 43 | |
| PITCHER | IP | WLS | BF | H | R | ER | SO | BB | IBB | HBP | BLK | WP | HR | S | P | ERA | WHIP | | | | |
| Nick Bierbrodt, L ERA: 9.68 | 1.0 | | 12 | 4 | 7 | 7 | 0 | 5 | 0 | 0 | 0 | 0 | 0 | 23 | 31 | 0.00 | 0.500 | | | | |
| Carlos Reyes, R ERA: 5.00 | 4.0 | | 14 | 2 | 0 | 0 | 0 | 0 | 0 | 0 | 0 | 0 | 0 | 23 | 31 | 0.00 | 0.500 | | | | |
| Jesus Colome, R ERA: 3.58 | 2.0 | | 9 | 1 | 0 | 0 | 2 | 2 | 0 | 0 | 0 | 1 | 0 | 23 | 35 | 0.00 | 1.500 | | | | |
| Travis Harper, R ERA: 4.01 | 0.1 | L | 5 | 3 | 4 | 4 | 0 | 1 | 0 | 0 | 0 | 0 | 0 | 9 | 16 | 108.00 | 12.000 | | | | |
| Mike Venafro, L ERA: 3.24 | 0.2 | | 3 | 1 | 0 | 0 | 0 | 0 | 0 | 0 | 0 | 1 | 0 | 5 | 9 | 0.00 | 1.500 | | | | |

| Batter | 1 | 2 | 3 | 4 | 5 | 6 | 7 | 8 | 9 | AB | R | H | RBI | BB | SO | LOB | TOP | | | | | | | | |
|--|------------------------------|---------------------------------|-------------------------------|----------------------------------|------------------------------|----------------------------------|-------------------------------|----------------------------------|------------------------------|----------------------------------|-------------------------------|----------------------------------|------------------------------|----------------------------------|-------------------------------|----------------------------------|------------------------------|----------------------------------|----------------------------------|------------------------------------|----------------------------------|--------|--|--|--|
| Marlon Anderson, L (1,4) OBP: 0.325, SLG: 0.356 | F9 | | G3-1 | | F8 | K | | | K | 5 | 0 | 0 | 0 | 0 | 2 | 3 | | | | | | | | | |
| 5 Rocco Baldelli, R (1,8) OBP: 0.356, SLG: 0.464 | F9 | | | HR | K2-3 | | | | F8 | 5 | 1 | 1 | 1 | 0 | 1 | 0 | | | | | | | | | |
| Aubrey Huff, L (1,9) OBP: 0.363, SLG: 0.571 | G3-1 | | | G4-3 1B | K | | | | K | 4 | 1 | 1 | 0 | 0 | 2 | 0 | | | | | | | | | |
| Travis Lee, L (1,3) OBP: 0.335, SLG: 0.410 | | | | G4-3 2B | | F8 | | | K | 4 | 0 | 1 | 0 | 0 | 1 | 1 | | | | | | | | | |
| Toby Hall, R (1,2) OBP: 0.319, SLG: 0.399 | | | | P4 | 3B 1B | HR | | | G4-3 2B | 4 | 2 | 3 | 2 | 0 | 0 | 1 | | | | | | | | | |
| Jeff Liefer, L (1,5) OBP: 0.208, SLG: 0.315 | | | | | F7 | | | | G4-3 | 4 | 0 | 0 | 0 | 0 | 1 | 3 | | | | | | | | | |
| 18 Jared Sandberg, R (8,5) OBP: 0.339, SLG: 0.481 | | | | | | G1-6-3 | | | G4-3 | 0 | 0 | 0 | 0 | 0 | 0 | 0 | | | | | | | | | |
| Julio Lugo, R (1,6) OBP: 0.335, SLG: 0.319 | | | | | F7 | | | | K | 3 | 0 | 1 | 1 | 1 | 1 | 2 | | | | | | | | | |
| 13 Carl Crawford, L (1,7) OBP: 0.301, SLG: 0.332 | | | | | F7 | | | | F7 | 2 | 0 | 0 | 0 | 2 | 0 | 1 | | | | | | | | | |
| Geremi Gonzalez, R (1,1) | | | | | K | | | | F9 | 2 | 0 | 0 | 0 | 0 | 1 | 2 | | | | | | | | | |
| Ben Grieve, L (6,PH) OBP: 0.376, SLG: 0.402 | | | | | B3 | | | | | 0 | 0 | 0 | 0 | 1 | 0 | 0 | | | | | | | | | |
| Al Levine, L (6,1) | | | | | | | | | | 0 | 0 | 0 | 0 | 0 | 0 | 0 | | | | | | | | | |
| Terry Shumpert, R (9,PH) OBP: 0.310, SLG: 0.431 | | | | | | | | | | 1 | 0 | 0 | 0 | 0 | 0 | 0 | | | | | | | | | |
| Inning Stats | R: 0 E: 0 K: 1 S: 6 | H: 0 LOB: 0 BB: 0 P: 9 | R: 0 E: 0 K: 1 S: 10 | H: 1 LOB: 1 BB: 0 P: 15 | R: 0 E: 0 K: 1 S: 8 | H: 0 LOB: 0 BB: 0 P: 11 | R: 3 E: 0 K: 0 S: 12 | H: 4 LOB: 2 BB: 1 P: 20 | R: 0 E: 0 K: 2 S: 9 | H: 0 LOB: 0 BB: 0 P: 12 | R: 1 E: 1 K: 1 S: 13 | H: 1 LOB: 3 BB: 3 P: 30 | R: 0 E: 0 K: 2 S: 9 | H: 0 LOB: 0 BB: 0 P: 12 | R: 0 E: 0 K: 1 S: 13 | H: 1 LOB: 1 BB: 0 P: 20 | R: 0 E: 0 K: 1 S: 8 | H: 0 LOB: 0 BB: 0 P: 10 | 1B: 1 2B: 3 3B: 1 HR: 2 | SF: 0 SAC: 0 DP: 0 HBP: 0 | WP: 0 PB: 0 SB: 1 CS: 0 | PA: 38 | | | |
| PITCHER | IP | WLS | BF | H | R | ER | SO | BB | IBB | HBP | BLK | WP | HR | S | P | ERA | WHIP | | | | | | | | |
| Jonathan Johnson, R (1,1) ERA: 5.11 | 5.2 | | 27 | 6 | 4 | 4 | 4 | 2 | 2 | 0 | 0 | 0 | 2 | 55 | 91 | 6.35 | 1.412 | | | | | | | | |
| Nate Bland, L (6,1) ERA: 4.73 | 1.1 | 4 | 0 | 0 | 0 | 3 | 0 | 0 | 0 | 0 | 0 | 0 | 0 | 12 | 18 | 0.00 | 0.000 | | | | | | | | |
| Kirk Saarloos, R (8,1) ERA: 6.46 | 1.0 | W | 4 | 1 | 0 | 0 | 1 | 0 | 0 | 0 | 0 | 0 | 0 | 13 | 20 | 0.00 | 1.000 | | | | | | | | |
| Billy Wagner, L (9,1) ERA: 1.78 | 1.0 | S | 3 | 0 | 0 | 0 | 1 | 0 | 0 | 0 | 0 | 0 | 0 | 8 | 10 | 0.00 | 0.000 | | | | | | | | |

Tampa Bay Devil Rays @ Houston Astros
Minute Maid Park, Houston, TX
Sat Jun 07 2003, 6:05 PM CDT
Att: 32,408 - Dome - 72 F

AB 34
R 4
H 7
RBI 4
BB 4
SO 9
LOB 13



| Batter | 1 | 2 | 3 | 4 | 5 | 6 | 7 | 8 | 9 | AB | R | H | RBI | BB | SO | LOB | BOTTOM | | | | | | | | |
|---|-------------------------------|----------------------------------|-------------------------------|----------------------------------|------------------------------|----------------------------------|------------------------------|---------------------------------|------------------------------|---------------------------------|------------------------------|----------------------------------|-------------------------------|----------------------------------|----------------------------------|------------------------------------|----------------------------------|--------|--|--|--|--|--|--|--|
| Craig Biggio, R (1,8) OBP: 0.350, SLG: 0.435 | K | F8 | | | F8 | | | | | 3 | 0 | 0 | 0 | 1 | 1 | 0 | | | | | | | | | |
| Morgan Ensberg, R (1,5) OBP: 0.444, SLG: 0.667 | G5-3 | | P3 | | 5B BB | | | | K | 3 | 0 | 0 | 0 | 1 | 1 | 1 | | | | | | | | | |
| 5 Jeff Bagwell, R (1,3) OBP: 0.369, SLG: 0.471 | 17 HR 2B | | F8 | | 1B | | | | G3 | 4 | 1 | 2 | 0 | 0 | 0 | 0 | | | | | | | | | |
| Jeff Kent, R (1,4) OBP: 0.392, SLG: 0.558 | 17 HR BB | | | HBP | P3 | | | | HR | 2 | 2 | 1 | 1 | 1 | 0 | 2 | | | | | | | | | |
| 17 Lance Berkman, S (1,7) OBP: 0.406, SLG: 0.507 | 1H 2H HR | | | | K | | | | G6-3 | 4 | 1 | 1 | 3 | 0 | 1 | 1 | | | | | | | | | |
| Richard Hidalgo, R (1,9) OBP: 0.412, SLG: 0.532 | | | | | G5-3 | | | | CS 1B | 4 | 1 | 3 | 1 | 0 | 0 | 0 | | | | | | | | | |
| Brad Ausmus, R (1,2) OBP: 0.265, SLG: 0.274 | | | | | F7 | | | | P6 | 4 | 0 | 0 | 0 | 0 | 0 | 2 | | | | | | | | | |
| 28 Adam Everett, R (1,6) OBP: 0.286, SLG: 0.367 | | | | | K | | | | F8 | 3 | 0 | 0 | 0 | 0 | 2 | 0 | | | | | | | | | |
| Jonathan Johnson, R (1,1) | | | | | | | | | G4-3 | 2 | 0 | 0 | 0 | 0 | 1 | 0 | | | | | | | | | |
| Nate Bland, L (6,1) | | | | | | | | | | 0 | 0 | 0 | 0 | 0 | 0 | 0 | | | | | | | | | |
| Geoff Blum, S (7,PH) OBP: 0.301, SLG: 0.395 | | | | | | | | | | 1 | 0 | 0 | 0 | 0 | 0 | 0 | | | | | | | | | |
| Kirk Saarloos, R (8,1) | | | | | | | | | | 0 | 0 | 0 | 0 | 0 | 0 | 0 | | | | | | | | | |
| Billy Wagner, L (9,1) | | | | | | | | | | 0 | 0 | 0 | 0 | 0 | 0 | 0 | | | | | | | | | |
| Inning Stats | R: 3 E: 0 K: 1 S: 13 | H: 3 LOB: 1 BB: 1 P: 24 | R: 0 E: 0 K: 1 S: 12 | H: 0 LOB: 0 BB: 0 P: 16 | R: 0 E: 0 K: 1 S: 6 | H: 0 LOB: 1 BB: 0 P: 10 | R: 0 E: 0 K: 1 S: 6 | H: 0 LOB: 0 BB: 0 P: 8 | R: 0 E: 0 K: 0 S: 5 | H: 1 LOB: 2 BB: 1 P: 8 | R: 0 E: 0 K: 1 S: 8 | H: 0 LOB: 1 BB: 1 P: 15 | R: 2 E: 0 K: 0 S: 14 | H: 2 LOB: 0 BB: 0 P: 24 | 1B: 3 2B: 1 3B: 0 HR: 3 | SF: 0 SAC: 0 DP: 0 HBP: 1 | WP: 0 PB: 0 SB: 0 CS: 1 | PA: 34 | | | | | | | |
| PITCHER | IP | WLS | BF | H | R | ER | SO | BB | IBB | HBP | BLK | WP | HR | S | P | ERA | WHIP | | | | | | | | |
| Geremi Gonzalez, R (1,1) ERA: 3.41 | 5.0 | | 22 | 4 | 3 | 3 | 5 | 2 | 0 | 1 | 0 | 0 | 1 | 50 | 81 | 5.40 | 1.200 | | | | | | | | |
| Al Levine, R (6,1) ERA: 1.74 | 3.0 | L | 12 | 3 | 2 | 2 | 1 | 1 | 0 | 0 | 0 | 0 | 2 | 27 | 47 | 6.00 | 1.333 | | | | | | | | |

Tampa Bay Devil Rays @ Houston Astros
Minute Maid Park, Houston, TX
Sat Jun 07 2003, 6:05 PM CDT
Att: 32,408 - Dome - 72 F

AB 30
R 5
H 7
RBI 5
BB 3
SO 6
LOB 6



| Batter | 1 | 2 | 3 | 4 | 5 | 6 | 7 | 8 | 9 | AB R H RBI BB SO LOB | TOP |
|---|---|---|---|---|---|---|---|---|---|---|--|
| Marlon Anderson, L (1, 4) <small>OBP: 0.321, SLG: 0.351</small> 18 Jared Sandberg, R (9, PH) <small>OBP: 0.349, SLG: 0.491</small> Jason Tyner, L (9, PR) <small>OBP: 0.459, SLG: 0.515</small> | | | | | | | | | | 3 0 0 0 0 0 0 1 0 1 0 0 0 0 0 0 0 0 0 0 0 | Tampa Bay Devil Rays @ Houston Astros Minute Maid Park, Houston, TX Sun Jun 08 2003, 1:05 PM CDT Att: 28,821 - Dome - 72 F livebaseballscorecards.com |
| 5 Rocco Baldelli, R (1, 8) <small>OBP: 0.354, SLG: 0.461</small> | | | | | | | | | | 4 1 1 0 0 0 1 | |
| Aubrey Huff, L (1, 9) <small>OBP: 0.362, SLG: 0.567</small> | | | | | | | | | | 2 0 0 0 1 0 0 | |
| Travis Lee, L (1, 3) <small>OBP: 0.330, SLG: 0.403</small> | | | | | | | | | | 3 0 0 0 0 0 1 | |
| Toby Hall, R (1, 2) <small>OBP: 0.320, SLG: 0.398</small> | | | | | | | | | | 3 0 1 0 0 1 0 | |
| Jeff Liefer, L (1, 5) <small>OBP: 0.202, SLG: 0.305</small> Lance Carter, R (8, 1) | | | | | | | | | | 3 0 0 0 0 2 0 0 0 0 0 0 0 0 | |
| Julio Lugo, R (1, 6) <small>OBP: 0.329, SLG: 0.312</small> | | | | | | | | | | 3 0 0 0 0 0 0 | |
| 13 Carl Crawford, L (1, 7) <small>OBP: 0.297, SLG: 0.328</small> | | | | | | | | | | 3 0 0 0 0 1 0 | |
| Victor Zambrano, S (1, 1) Terry Shumpert, R (8, 5) <small>OBP: 0.305, SLG: 0.423</small> | | | | | | | | | | 2 0 0 0 0 2 0 1 0 0 0 0 1 0 | |

| Inning Stats | R: 1 E: 1 K: 0 S: 12 | H: 2 LOB: 2 BB: 1 P: 19 | R: 0 E: 0 K: 1 S: 7 | H: 0 LOB: 0 BB: 0 P: 10 | R: 0 E: 0 K: 1 S: 12 | H: 0 LOB: 0 BB: 0 P: 18 | R: 0 E: 0 K: 1 S: 6 | H: 0 LOB: 0 BB: 0 P: 10 | R: 0 E: 0 K: 1 S: 6 | H: 0 LOB: 0 BB: 0 P: 11 | R: 0 E: 0 K: 1 S: 6 | H: 0 LOB: 0 BB: 0 P: 9 | R: 0 E: 0 K: 0 S: 5 | H: 0 LOB: 0 BB: 0 P: 6 | R: 0 E: 0 K: 1 S: 9 | H: 0 LOB: 1 BB: 0 P: 13 | R: 0 E: 0 K: 1 S: 7 | H: 1 LOB: 1 BB: 0 P: 9 | 1B: 3 2B: 0 3B: 0 HR: 0 | SF: 0 SAC: 0 DP: 0 HBP: 0 | WP: 0 PB: 0 SB: 1 CS: 1 | PA: 29 |
|--|-------------------------------|----------------------------------|------------------------------|----------------------------------|-------------------------------|----------------------------------|------------------------------|----------------------------------|------------------------------|----------------------------------|------------------------------|---------------------------------|------------------------------|---------------------------------|------------------------------|----------------------------------|------------------------------|---------------------------------|----------------------------------|------------------------------------|----------------------------------|--------|
| PITCHER | IP | WLS | BF | H | R | ER | SO | BB | IBB | HBP | BLK | WP | HR | S | P | ERA | WHIP | | | | | |
| Tim Redding, R (1, 1) <small>ERA: 3.47</small> | 7.0 | W | 23 | 2 | 1 | 1 | 5 | 1 | 0 | 0 | 0 | 0 | 0 | 54 | 83 | 1.29 | 0.429 | | | | | |
| Octavio Dotel, R (8, 1) <small>ERA: 1.92</small> | 1.0 | H | 3 | 0 | 0 | 0 | 1 | 0 | 0 | 0 | 0 | 0 | 0 | 9 | 13 | 0.00 | 0.000 | | | | | |
| Billy Wagner, L (9, 1) <small>ERA: 1.73</small> | 1.0 | S | 3 | 1 | 0 | 0 | 1 | 0 | 0 | 0 | 0 | 0 | 0 | 7 | 9 | 0.00 | 1.000 | | | | | |

| Batter | 1 | 2 | 3 | 4 | 5 | 6 | 7 | 8 | 9 | AB R H RBI BB SO LOB | BOTTOM |
|--|---|---|---|---|---|---|---|---|---|--|--|
| Craig Biggio, R (1, 8) <small>OBP: 0.345, SLG: 0.429</small> | | | | | | | | | | 4 0 0 0 0 2 1 | Tampa Bay Devil Rays @ Houston Astros Minute Maid Park, Houston, TX Sun Jun 08 2003, 1:05 PM CDT Att: 28,821 - Dome - 72 F livebaseballscorecards.com |
| Jose Vizcaino, S (1, 6) <small>OBP: 0.283, SLG: 0.343</small> 28 Adam Everett, R (8, 6) <small>OBP: 0.292, SLG: 0.374</small> | | | | | | | | | | 3 0 0 0 0 0 0 1 0 1 0 0 0 0 | |
| 5 Jeff Bagwell, R (1, 3) <small>OBP: 0.367, SLG: 0.465</small> | | | | | | | | | | 3 0 0 0 1 1 2 | |
| Jeff Kent, R (1, 4) <small>OBP: 0.386, SLG: 0.548</small> | | | | | | | | | | 4 0 0 0 0 1 3 | |
| 17 Lance Berkman, S (1, 7) <small>OBP: 0.405, SLG: 0.510</small> | | | | | | | | | | 3 1 1 0 0 0 0 | |
| Orlando Merced, S (1, 9) <small>OBP: 0.324, SLG: 0.412</small> | | | | | | | | | | 3 1 1 1 0 0 0 | |
| Geoff Blum, S (1, 5) <small>OBP: 0.307, SLG: 0.402</small> | | | | | | | | | | 2 0 2 1 0 0 0 | |
| Brad Ausmus, R (1, 2) <small>OBP: 0.261, SLG: 0.270</small> | | | | | | | | | | 3 0 0 0 0 0 2 | |
| Tim Redding, R (1, 1) <small>OBP: 0.190, SLG: 0.200</small> Octavio Dotel, R (8, 1) <small>ERA: 1.92</small> | | | | | | | | | | 2 0 0 0 0 0 1 0 0 0 0 0 0 0 1 0 1 0 0 0 0 0 0 0 0 0 0 0 | |
| Morgan Ensberg, R (8, PH) <small>OBP: 0.448, SLG: 0.670</small> Billy Wagner, L (9, 1) <small>ERA: 1.73</small> | | | | | | | | | | 1 0 1 0 0 0 0 0 0 0 0 0 0 0 | |

| Inning Stats | R: 0 E: 0 K: 0 S: 6 | H: 0 LOB: 0 BB: 0 P: 7 | R: 2 E: 0 K: 0 S: 11 | H: 2 LOB: 0 BB: 0 P: 18 | R: 0 E: 0 K: 1 S: 7 | H: 0 LOB: 0 BB: 0 P: 9 | R: 0 E: 0 K: 0 S: 5 | H: 0 LOB: 0 BB: 0 P: 7 | R: 0 E: 0 K: 2 S: 9 | H: 1 LOB: 1 BB: 0 P: 13 | R: 0 E: 0 K: 2 S: 9 | H: 0 LOB: 1 BB: 1 P: 15 | R: 0 E: 0 K: 0 S: 7 | H: 1 LOB: 1 BB: 0 P: 10 | R: 0 E: 0 K: 1 S: 12 | H: 2 LOB: 2 BB: 0 P: 16 | R: 0 E: 0 K: 1 S: 7 | H: 2 LOB: 2 BB: 0 P: 9 | 1B: 4 2B: 1 3B: 1 HR: 0 | SF: 1 SAC: 0 DP: 0 HBP: 0 | WP: 0 PB: 0 SB: 0 CS: 0 | PA: 31 |
|--|------------------------------|---------------------------------|-------------------------------|----------------------------------|------------------------------|---------------------------------|------------------------------|---------------------------------|------------------------------|----------------------------------|------------------------------|----------------------------------|------------------------------|----------------------------------|-------------------------------|----------------------------------|------------------------------|---------------------------------|----------------------------------|------------------------------------|----------------------------------|--------|
| PITCHER | IP | WLS | BF | H | R | ER | SO | BB | IBB | HBP | BLK | WP | HR | S | P | ERA | WHIP | | | | | |
| Victor Zambrano, R (1, 1) <small>ERA: 4.76</small> | 7.0 | L | 26 | 4 | 2 | 2 | 3 | 1 | 0 | 0 | 0 | 0 | 0 | 54 | 79 | 2.57 | 0.714 | | | | | |
| Lance Carter, R (8, 1) <small>ERA: 3.06</small> | 1.0 | | 5 | 2 | 0 | 0 | 1 | 0 | 0 | 0 | 0 | 0 | 0 | 12 | 16 | 0.00 | 2.000 | | | | | |

| Batter | 1 | 2 | 3 | 4 | 5 | 6 | 7 | 8 | 9 | AB | R | H | RBI | BB | SO | LOB | TOP | | | | | | | | |
|--|------------------------------|----------------------------------|------------------------------|----------------------------------|------------------------------|----------------------------------|-------------------------------|----------------------------------|------------------------------|----------------------------------|-------------------------------|----------------------------------|------------------------------|---------------------------------|-------------------------------|----------------------------------|---|----------------------------------|----------------------------------|------------------------------------|----------------------------------|--------|--|--|--|
| Adam Dunn, L (1, 7) OBP: 0.331, SLG: 0.530 | 2-1 L5 | | 2-2 F7 | | 2-2 K | | | 4-2 BB WP BB | 1-3 K | 4 | 1 | 0 | 0 | 1 | 2 | 2 | <p>Cincinnati Reds @ Tampa Bay Devil Rays</p> <p>Tropicana Field, St. Petersburg, FL</p> <p>Tue Jun 10 2003, 7:15 PM EDT</p> <p>Att: 12,294 - Dome - 72 F</p> <p>livebaseballscorecards.com</p> | | | | | | | | |
| Jose Guillen, R (1, 9) OBP: 0.371, SLG: 0.624 | 1-1 L8 | | | 2-1 G5-3 | | 0-0 HR | | 3-3 K | | 4 | 1 | 1 | 1 | 0 | 1 | 1 | | | | | | | | | |
| Ken Griffey Jr., L (1, 10) OBP: 0.392, SLG: 0.605 | 3-3 K | | | 1-3 K | | 2-2 1B | | 1-2 BB BB | | 3 | 0 | 1 | 0 | 0 | 2 | 0 | | | | | | | | | |
| Austin Kearns, R (1, 8) OBP: 0.388, SLG: 0.509 | | 1-0 P2 | | 2-0 HR | | 2-2 P5 | | 4-2 BB | 1-2 2-3 BB | 3 | 1 | 1 | 1 | 1 | 0 | 1 | | | | | | | | | |
| Aaron Boone, R (1, 5) OBP: 0.340, SLG: 0.519 | 1-1 F9 | | | 1-0 HR | | 0-0 G4-6-3 1B | | 4-1 BB | | 3 | 1 | 2 | 2 | 1 | 0 | 0 | | | | | | | | | |
| Sean Casey, L (1, 3) OBP: 0.345, SLG: 0.418 | 3-2 L7 | | | 2-2 G4-3 | | 3-2 G4-6-3 1B | | 1-1 P5 | | 4 | 0 | 0 | 0 | 0 | 0 | 5 | | | | | | | | | |
| Jason LaRue, R (1, 2) OBP: 0.359, SLG: 0.484 | | | 1-3 K | | 0-0 G6-3 | | 2-3 K | 1-3 K | | 4 | 0 | 0 | 0 | 0 | 3 | 3 | | | | | | | | | |
| Ray Olmedo, S (1, 6) OBP: 0.286, SLG: 0.357 | | | 0-0 G6-3 | | 1-1 G6-3 1B | | 0-0 E5 | 2-2 G1-3 | | 4 | 0 | 1 | 0 | 0 | 0 | 0 | | | | | | | | | |
| Juan Castro, R (1, 4) OBP: 0.293, SLG: 0.398 | | | 1-0 E6 | | 1-0 G6-3 | | 0-0 G6-3 | 2-2 G5-3 | | 4 | 0 | 0 | 0 | 0 | 0 | 2 | | | | | | | | | |
| Inning Stats | R: 0 E: 0 K: 1 S: 7 | H: 0 LOB: 0 BB: 0 P: 13 | R: 0 E: 0 K: 0 S: 8 | H: 0 LOB: 0 BB: 0 P: 13 | R: 0 E: 1 K: 1 S: 8 | H: 0 LOB: 1 BB: 0 P: 12 | R: 2 E: 0 K: 1 S: 10 | H: 2 LOB: 0 BB: 0 P: 18 | R: 0 E: 0 K: 1 S: 7 | H: 1 LOB: 1 BB: 0 P: 11 | R: 1 E: 0 K: 0 S: 16 | H: 3 LOB: 1 BB: 0 P: 23 | R: 0 E: 1 K: 1 S: 7 | H: 0 LOB: 0 BB: 0 P: 9 | R: 1 E: 0 K: 2 S: 19 | H: 0 LOB: 3 BB: 3 P: 37 | R: 0 E: 0 K: 1 S: 9 | H: 0 LOB: 0 BB: 0 P: 14 | 1B: 3 2B: 0 3B: 0 HR: 3 | SF: 0 SAC: 0 DP: 2 HBP: 1 | WP: 1 PB: 0 SB: 0 CS: 0 | PA: 37 | | | |
| PITCHER | IP | WLS | BF | H | R | ER | SO | BB | IBB | HBP | BLK | WP | HR | S | P | ERA | WHIP | | | | | | | | |
| Jason Standridge, R (1, 1) ERA: 4.5 | 6.0 | L | 24 | 6 | 3 | 3 | 4 | 0 | 0 | 0 | 0 | 0 | 3 | 56 | 30 | 4.50 | 1.000 | | | | | | | | |
| Travis Harper, R (7, 1) ERA: 4.09 | 1.1 | | 7 | 0 | 1 | 1 | 2 | 2 | 0 | 1 | 0 | 1 | 0 | 20 | 34 | 6.75 | 1.500 | | | | | | | | |
| Jesus Colome, R (8, 1) ERA: 3.51 | 0.2 | | 3 | 0 | 0 | 0 | 1 | 1 | 0 | 0 | 0 | 0 | 0 | 6 | 12 | 0.00 | 1.500 | | | | | | | | |
| Jorge Sosa, R (9, 1) ERA: 5.45 | 1.0 | | 3 | 0 | 0 | 0 | 1 | 0 | 0 | 0 | 0 | 0 | 0 | 9 | 14 | 0.00 | 0.000 | | | | | | | | |

| Batter | 1 | 2 | 3 | 4 | 5 | 6 | 7 | 8 | 9 | AB | R | H | RBI | BB | SO | LOB | BOTTOM | | | | | | | | |
|--|-------------------------------|----------------------------------|-------------------------------|----------------------------------|-------------------------------|----------------------------------|-------------------------------|----------------------------------|-------------------------------|----------------------------------|-------------------------------|----------------------------------|-------------------------------|----------------------------------|------------------------------|----------------------------------|---|----------------------------------|----------------------------------|------------------------------------|----------------------------------|--------|--|--|--|
| Marlon Anderson, L (1, 4) OBP: 0.315, SLG: 0.344 | 0-0 G4-3 | | | | 1-2 G4-3 | | | 1-3 K | | 4 | 0 | 0 | 0 | 0 | 1 | 2 | <p>Cincinnati Reds @ Tampa Bay Devil Rays</p> <p>Tropicana Field, St. Petersburg, FL</p> <p>Tue Jun 10 2003, 7:15 PM EDT</p> <p>Att: 12,294 - Dome - 72 F</p> <p>livebaseballscorecards.com</p> | | | | | | | | |
| 1B Jared Sandberg, R (8, PH) OBP: 0.344, SLG: 0.482 | | | | | | 0-0 F9 | | | | 1 | 0 | 0 | 0 | 0 | 1 | 1 | | | | | | | | | |
| 5 Rocco Baldelli, R (1, 8) OBP: 0.351, SLG: 0.460 | 0-0 2B | | 0-1 G5-3 | | 0-0 F7 | | 2-0 F8 | | 1-3 K | 5 | 1 | 1 | 0 | 0 | 1 | 0 | | | | | | | | | |
| Aubrey Huff, L (1, 9) OBP: 0.367, SLG: 0.571 | 2-2 P5 | | 3-3 K | | 1-2 BB 1B | | 0-0 1B | | 1-1 1B | 5 | 0 | 3 | 0 | 0 | 1 | 1 | | | | | | | | | |
| Ben Grieve, L (1, 10) OBP: 0.387, SLG: 0.400 | 4-2 2B BB | | 1-3 K | | 0-0 1B | | 4-1 1B BB | | 2-3 K | 3 | 1 | 1 | 0 | 2 | 2 | 1 | | | | | | | | | |
| Toby Hall, R (1, 2) OBP: 0.327, SLG: 0.406 | 2-0 G4-3 | | | 2-0 G4-3 | | 4-2 BB | | 0-1 WP | | 4 | 0 | 2 | 2 | 1 | 1 | 2 | | | | | | | | | |
| Jason Tyner, L (9, PR) OBP: 0.459, SLG: 0.515 | 1-H 2H 2B | | | 1-2 2-3 BB | | 2-3 K | | 1-3 1B | | 0 | 0 | 0 | 0 | 0 | 0 | 0 | | | | | | | | | |
| Travis Lee, L (1, 3) OBP: 0.337, SLG: 0.411 | 0-1 G3 | | | 2-2 1B 13 K 2B | | 1-2 G4-3 | | 0-0 1B | | 4 | 0 | 2 | 0 | 1 | 0 | 4 | | | | | | | | | |
| Jeff Liefer, L (1, 5) ERA: 4.48 | | 0-3 K | | 4-2 1B BB | | 2-3 K | | 2-2 K | | 2 | 0 | 0 | 0 | 1 | 2 | 0 | | | | | | | | | |
| Terry Shumpert, R (8, PH) OBP: 0.300, SLG: 0.415 | | | | | | | | | 0-1 F8 | 1 | 0 | 0 | 0 | 0 | 1 | 0 | | | | | | | | | |
| Al Martin, L (9, PH) OBP: 0.316, SLG: 0.336 | | | | | | | | | | 1 | 0 | 0 | 0 | 0 | 0 | 3 | | | | | | | | | |
| Julio Lugo, R (1, 6) OBP: 0.327, SLG: 0.310 | | 3-3 K | | 1-0 1B | | 3-2 F8 | | 1-3 K | | 4 | 0 | 1 | 0 | 0 | 2 | 0 | | | | | | | | | |
| 13 Carl Crawford, L (1, 7) OBP: 0.304, SLG: 0.332 | | | | 1-2 2-3 1B | | 1-2 1B | | 4-0 BB | | 3 | 0 | 2 | 0 | 1 | 1 | 3 | | | | | | | | | |
| Inning Stats | R: 2 E: 0 K: 0 S: 10 | H: 2 LOB: 1 BB: 1 P: 18 | R: 0 E: 0 K: 3 S: 10 | H: 1 LOB: 0 BB: 0 P: 14 | R: 0 E: 0 K: 2 S: 10 | H: 0 LOB: 0 BB: 0 P: 14 | R: 0 E: 0 K: 1 S: 13 | H: 2 LOB: 2 BB: 1 P: 25 | R: 0 E: 0 K: 0 S: 14 | H: 2 LOB: 3 BB: 1 P: 21 | R: 0 E: 0 K: 1 S: 10 | H: 1 LOB: 1 BB: 0 P: 16 | R: 0 E: 0 K: 1 S: 17 | H: 2 LOB: 2 BB: 1 P: 25 | R: 0 E: 0 K: 3 S: 9 | H: 0 LOB: 1 BB: 1 P: 17 | R: 0 E: 0 K: 2 S: 12 | H: 2 LOB: 3 BB: 1 P: 20 | 1B: 8 2B: 4 3B: 0 HR: 0 | SF: 0 SAC: 0 DP: 0 HBP: 0 | WP: 1 PB: 0 SB: 0 CS: 0 | PA: 43 | | | |
| PITCHER | IP | WLS | BF | H | R | ER | SO | BB | IBB | HBP | BLK | WP | HR | S | P | ERA | WHIP | | | | | | | | |
| Paul Wilson, R (1, 1) ERA: 2.35 | 5.2 | W | 27 | 8 | 2 | 2 | 7 | 3 | 0 | 0 | 0 | 0 | 0 | 18 | 26 | 0.00 | 2.250 | | | | | | | | |
| Gabe White, L (8, 1) ERA: 2.35 | 1.1 | H | 6 | 2 | 0 | 0 | 1 | 1 | 0 | 0 | 0 | 0 | 0 | 6 | 13 | 0.00 | 1.500 | | | | | | | | |
| Kent Mercker, L (8, 1) ERA: 1.8 | 0.2 | H | 3 | 0 | 0 | 0 | 2 | 1 | 0 | 0 | 0 | 0 | 0 | 3 | 4 | 0.00 | 0.000 | | | | | | | | |
| Scott Sullivan, R (8, 1) ERA: 4.26 | 0.1 | H | 1 | 0 | 0 | 0 | 1 | 0 | 0 | 0 | 0 | 0 | 0 | 3 | 4 | 0.00 | 0.000 | | | | | | | | |
| Scott Williamson, R (9, 1) ERA: 3.24 | 1.0 | S | 6 | 2 | 0 | 0 | 2 | 0 | 1 | 0 | 0 | 1 | 0 | 12 | 20 | 0.00 | 2.000 | | | | | | | | |

| Batter | 1 | 2 | 3 | 4 | 5 | 6 | 7 | 8 | 9 | AB | R | H | RBI | BB | SO | LOB | TOP | | | | | |
|--|-------------------------------|----------------------------------|-------------------------------|----------------------------------|-------------------------------|----------------------------------|------------------------------|----------------------------------|-------------------------------|----------------------------------|-------------------------------|----------------------------------|------------------------------|----------------------------------|------------------------------|----------------------------------|---|----------------------------------|----------------------------------|------------------------------------|----------------------------------|--------|
| Sean Casey, L (1, 3) OBP: 0.342, SLG: 0.411 | F7 | G3 | | F8 | | F8 | | | L9 | 4 | 0 | 0 | 0 | 1 | 0 | 1 | Cincinnati Reds @ Tampa Bay Devil Rays Tropicana Field, St. Petersburg, FL Wed Jun 11 2003, 7:15 PM EDT Att: 10,105 - Dome - 72 F | | | | | |
| Jose Guillen, R (1, 9) OBP: 0.378, SLG: 0.627 | E | | G5-3 | | | F8 | | | WP 1B | 4 | 2 | 2 | 0 | 1 | 0 | 2 | | | | | | |
| Ken Griffey Jr., L (1, 10) OBP: 0.383, SLG: 0.582 | L8 | | BB HR | | | FC6 | | | K | 5 | 1 | 1 | 0 | 0 | 1 | 5 | | | | | | |
| Austin Kearns, R (1, 8) OBP: 0.389, SLG: 0.504 | E2 | | F7 | | | | | | 1B | 4 | 0 | 1 | 1 | 1 | 1 | 1 | | | | | | |
| Aaron Boone, R (1, 5) OBP: 0.345, SLG: 0.519 | P5 | | HR BB | | | | | | IBB | 4 | 1 | 2 | 1 | 1 | 1 | 1 | | | | | | |
| Adam Dunn, L (1, 7) OBP: 0.332, SLG: 0.522 | | 2B SF7 | HR BB | | | | | | F7 | 3 | 2 | 0 | 0 | 2 | 0 | 3 | | | | | | |
| Kelly Stinnett, R (1, 2) OBP: 0.338, SLG: 0.500 | G6-3 | | HR | | | | | | F8 | 4 | 1 | 2 | 4 | 0 | 0 | 1 | | | | | | |
| Felipe Lopez, S (1, 6) OBP: 0.303, SLG: 0.295 | SF7 | | G3-1 | | | SH5-3 BB | | | F8 | 2 | 0 | 0 | 1 | 1 | 0 | 0 | | | | | | |
| Ray Olmedo, S (1, 4) OBP: 0.258, SLG: 0.323 | G6-3 | | | | | SH5-3 | | | F7 | 3 | 0 | 0 | 0 | 0 | 0 | 1 | | | | | | |
| Inning Stats | R: 1 E: 1 K: 0 S: 11 | H: 2 LOB: 1 BB: 0 P: 17 | R: 1 E: 0 K: 0 S: 11 | H: 1 LOB: 1 BB: 1 P: 17 | R: 4 E: 0 K: 0 S: 10 | H: 2 LOB: 2 BB: 2 P: 23 | R: 0 E: 0 K: 0 S: 7 | H: 0 LOB: 1 BB: 1 P: 12 | R: 0 E: 0 K: 1 S: 11 | H: 1 LOB: 1 BB: 0 P: 15 | R: 0 E: 0 K: 0 S: 11 | H: 0 LOB: 2 BB: 2 P: 23 | R: 0 E: 0 K: 1 S: 6 | H: 0 LOB: 0 BB: 0 P: 10 | R: 0 E: 0 K: 0 S: 7 | H: 0 LOB: 0 BB: 0 P: 11 | R: 1 E: 0 K: 1 S: 10 | H: 2 LOB: 2 BB: 1 P: 18 | 1B: 5 2B: 2 3B: 0 HR: 1 | SF: 1 SAC: 1 DP: 0 HBP: 0 | WP: 1 PB: 0 SB: 0 CS: 0 | PA: 42 |
| PITCHER | IP | WLS | BF | H | R | ER | SO | BB | IBB | HBP | BLK | WP | HR | S | P | ERA | WHIP | | | | | |
| Dewon Brazelton, R (1, 1) ERA: 6.75 | 5.0 | | 26 | 6 | 6 | 6 | 1 | 5 | 0 | 0 | 0 | 0 | 1 | 50 | 88 | 10.80 | 2.200 | | | | | |
| Jorge Sosa, R (6, 1) ERA: 5.17 | 2.0 | | 7 | 0 | 0 | 0 | 1 | 1 | 0 | 0 | 0 | 0 | 0 | 17 | 29 | 0.00 | 0.500 | | | | | |
| Jesus Colome, R (8, 1) ERA: 3.57 | 2.0 | L | 9 | 2 | 1 | 1 | 1 | 0 | 1 | 0 | 0 | 1 | 0 | 17 | 29 | 4.50 | 1.000 | | | | | |



| Batter | 1 | 2 | 3 | 4 | 5 | 6 | 7 | 8 | 9 | AB | R | H | RBI | BB | SO | LOB | BOTTOM | | | | | |
|---|------------------------------|---------------------------------|------------------------------|----------------------------------|-------------------------------|----------------------------------|------------------------------|----------------------------------|-------------------------------|----------------------------------|-------------------------------|----------------------------------|-------------------------------|----------------------------------|------------------------------|----------------------------------|---|----------------------------------|----------------------------------|------------------------------------|----------------------------------|--------|
| 13 Carl Crawford, L (1, 7) OBP: 0.302, SLG: 0.329 | F9 | | E3 2B | | | F8 | | | F7 | 5 | 2 | 1 | 1 | 0 | 0 | 3 | Cincinnati Reds @ Tampa Bay Devil Rays Tropicana Field, St. Petersburg, FL Wed Jun 11 2003, 7:15 PM EDT Att: 10,105 - Dome - 72 F | | | | | |
| Marlon Anderson, L (1, 4) OBP: 0.312, SLG: 0.337 | F7 | | F9 | | | | | | K | 4 | 0 | 0 | 0 | 1 | 1 | 3 | | | | | | |
| 5 Rocco Baldelli, R (1, 8) OBP: 0.356, SLG: 0.462 | K | | E7 2B | | | | | | K | 5 | 1 | 3 | 2 | 0 | 2 | 1 | | | | | | |
| Aubrey Huff, L (1, 9) OBP: 0.365, SLG: 0.573 | | P4 | FC9-2 2B | | | SF7 | | | K | 3 | 0 | 1 | 3 | 0 | 1 | 1 | | | | | | |
| Toby Hall, R (1, 2) OBP: 0.325, SLG: 0.402 | | P5 | 1B | | | F8 | | | G5-3 | 4 | 0 | 1 | 0 | 0 | 0 | 3 | | | | | | |
| Travis Lee, L (1, 3) OBP: 0.330, SLG: 0.402 | | G3-1 | FC9-2 | | | G3 | | | G4-3 | 4 | 0 | 0 | 0 | 0 | 0 | 4 | | | | | | |
| Ben Grieve, L (1, 10) OBP: 0.382, SLG: 0.386 | | | 18 13 E HBP | | | G4-3 | | | G3 | 3 | 1 | 0 | 0 | 0 | 1 | 0 | | | | | | |
| 18 Jared Sandberg, R (1, 5) OBP: 0.338, SLG: 0.458 | | | 13 E 5 BB | | | K | | | K | 3 | 1 | 0 | 0 | 1 | 3 | 0 | | | | | | |
| Julio Lugo, R (1, 6) OBP: 0.331, SLG: 0.322 | | | 13 E 5 BB | | | G6-3 | | | F8 | 4 | 1 | 2 | 0 | 0 | 0 | 0 | | | | | | |
| Inning Stats | R: 0 E: 0 K: 1 S: 6 | H: 0 LOB: 0 BB: 0 P: 9 | R: 0 E: 0 K: 0 S: 6 | H: 0 LOB: 0 BB: 0 P: 10 | R: 5 E: 2 K: 0 S: 18 | H: 4 LOB: 1 BB: 1 P: 29 | R: 0 E: 0 K: 1 S: 8 | H: 0 LOB: 0 BB: 0 P: 15 | R: 1 E: 0 K: 0 S: 13 | H: 2 LOB: 2 BB: 1 P: 20 | R: 0 E: 0 K: 2 S: 14 | H: 1 LOB: 1 BB: 0 P: 22 | R: 0 E: 0 K: 1 S: 10 | H: 1 LOB: 1 BB: 0 P: 13 | R: 0 E: 0 K: 1 S: 8 | H: 0 LOB: 0 BB: 0 P: 11 | R: 0 E: 0 K: 2 S: 10 | H: 0 LOB: 1 BB: 0 P: 14 | 1B: 6 2B: 3 3B: 0 HR: 0 | SF: 1 SAC: 0 DP: 1 HBP: 1 | WP: 1 PB: 0 SB: 1 CS: 0 | PA: 39 |
| PITCHER | IP | WLS | BF | H | R | ER | SO | BB | IBB | HBP | BLK | WP | HR | S | P | ERA | WHIP | | | | | |
| John Riedling, R (1, 1) ERA: 6.58 | 4.0 | | 21 | 6 | 6 | 5 | 2 | 2 | 0 | 1 | 0 | 0 | 0 | 41 | 70 | 11.25 | 2.000 | | | | | |
| Felix Heredia, L (5, 1) ERA: 2.82 | 2.1 | | 8 | 1 | 0 | 0 | 2 | 0 | 0 | 0 | 0 | 0 | 0 | 25 | 37 | 0.00 | 0.429 | | | | | |
| Chris Reitsma, R (7, 1) ERA: 5.71 | 1.2 | W | 6 | 1 | 0 | 0 | 2 | 0 | 0 | 0 | 0 | 0 | 0 | 17 | 22 | 0.00 | 0.600 | | | | | |
| Scott Williamson, R (9, 1) ERA: 3.12 | 1.0 | S | 4 | 0 | 0 | 0 | 2 | 0 | 0 | 0 | 0 | 1 | 0 | 10 | 14 | 0.00 | 0.000 | | | | | |



| Batter | 1 | 2 | 3 | 4 | 5 | 6 | 7 | 8 | 9 | AB | R | H | RBI | BB | SO | LOB | TOP | | | | | |
|---|------------------------------|----------------------------------|-------------------------------|----------------------------------|------------------------------|---------------------------------|------------------------------|----------------------------------|-------------------------------|----------------------------------|-------------------------------|----------------------------------|------------------------------|----------------------------------|-------------------------------|----------------------------------|---|---------------------------------|----------------------------------|------------------------------------|----------------------------------|--------|
| Adam Dunn, L (1,3) OBP: 0.325, SLG: 0.510 | | | G3 | | | F8 | | F9 | G3 | 5 | 0 | 0 | 0 | 0 | 1 | 2 | <p>Cincinnati Reds @ Tampa Bay Devil Rays</p> <p>Tropicana Field, St. Petersburg, FL</p> <p>Thu Jun 12 2003, 7:15 PM EDT</p> <p>Att: 10,379 - Dome - 72 F</p> | | | | | |
| Jose Guillen, R (1,7) OBP: 0.375, SLG: 0.615 | | | P2 | | | F8 | | F8 | | 3 | 0 | 0 | 0 | 1 | 0 | 2 | | | | | | |
| Ken Griffey Jr., L (1,8) OBP: 0.369, SLG: 0.558 | | | L3 | | | | | | K | 4 | 0 | 0 | 0 | 0 | 2 | 2 | | | | | | |
| Austin Kearns, R (1,9) OBP: 0.394, SLG: 0.520 | | | | | | | | | L9 | 3 | 2 | 2 | 1 | 1 | 0 | 0 | | | | | | |
| Aaron Boone, R (1,5) | | | | | | P6 | | F7 | | 4 | 0 | 2 | 0 | 0 | 0 | 1 | | | | | | |
| Russell Branyan, L (1,10) OBP: 0.391, SLG: 0.412 | | | | | | | | F9 | | 2 | 0 | 0 | 0 | 2 | 0 | 2 | | | | | | |
| Jason LaRue, R (1,2) OBP: 0.351, SLG: 0.472 | | | | | | | | F8 | | 4 | 0 | 0 | 0 | 0 | 2 | 5 | | | | | | |
| Felipe Lopez, S (1,6) OBP: 0.311, SLG: 0.297 | | | | | | | | | K | 2 | 0 | 1 | 0 | 2 | 1 | 0 | | | | | | |
| Juan Castro, R (1,4) OBP: 0.294, SLG: 0.397 | | | | | | | | | F9 | 3 | 0 | 1 | 0 | 0 | 0 | 2 | | | | | | |
| Inning Stats | R: 0 E: 0 K: 1 S: 9 | H: 0 LOB: 0 BB: 1 P: 18 | R: 1 E: 0 K: 1 S: 15 | H: 2 LOB: 2 BB: 1 P: 26 | R: 0 E: 0 K: 0 S: 6 | H: 0 LOB: 0 BB: 0 P: 8 | R: 0 E: 0 K: 1 S: 9 | H: 1 LOB: 2 BB: 2 P: 18 | R: 0 E: 0 K: 1 S: 10 | H: 1 LOB: 1 BB: 0 P: 16 | R: 1 E: 0 K: 0 S: 11 | H: 1 LOB: 0 BB: 0 P: 17 | R: 0 E: 0 K: 0 S: 9 | H: 0 LOB: 1 BB: 1 P: 15 | R: 0 E: 0 K: 1 S: 11 | H: 1 LOB: 2 BB: 1 P: 16 | R: 0 E: 0 K: 1 S: 5 | H: 0 LOB: 0 BB: 0 P: 7 | 1B: 5 2B: 0 3B: 0 HR: 1 | SF: 0 SAC: 1 DP: 0 HBP: 0 | WP: 0 PB: 0 SB: 2 CS: 1 | PA: 38 |
| PITCHER | IP | WLS | BF | H | R | ER | SO | BB | IBB | HBP | BLK | WP | HR | S | P | ERA | WHIP | | | | | |
| Geremi Gonzalez, R (1,1) ERA: 3.25 | 7.0 | L | 29 | 5 | 2 | 2 | 4 | 5 | 0 | 0 | 0 | 0 | 1 | 69 | 118 | 2.57 | 1.429 | | | | | |
| Lance Carter, R (8,1) ERA: 2.88 | 2.0 | | 8 | 1 | 0 | 0 | 2 | 1 | 0 | 0 | 0 | 0 | 0 | 16 | 23 | 0.00 | 1.000 | | | | | |

| | |
|-----|----|
| AB | 30 |
| R | 2 |
| H | 6 |
| RBI | 1 |
| BB | 6 |
| SO | 6 |
| LOB | 16 |



| Batter | 1 | 2 | 3 | 4 | 5 | 6 | 7 | 8 | 9 | AB | R | H | RBI | BB | SO | LOB | BOTTOM | | | | |
|---|------------------------------|----------------------------------|------------------------------|----------------------------------|------------------------------|---------------------------------|------------------------------|----------------------------------|------------------------------|----------------------------------|------------------------------|----------------------------------|-------------------------------|----------------------------------|------------------------------|----------------------------------|---|------------------------------------|----------------------------------|--------|--|
| Jason Tyner, L (1,9) OBP: 0.439, SLG: 0.514 | G6-3 | | G4-3 | | | K | | | | 4 | 0 | 1 | 0 | 0 | 1 | 0 | <p>Cincinnati Reds @ Tampa Bay Devil Rays</p> <p>Tropicana Field, St. Petersburg, FL</p> <p>Thu Jun 12 2003, 7:15 PM EDT</p> <p>Att: 10,379 - Dome - 72 F</p> | | | | |
| 13 Carl Crawford, L (1,7) OBP: 0.302, SLG: 0.328 | K | | K | | | | | L6 | | 4 | 0 | 1 | 0 | 0 | 2 | 2 | | | | | |
| 5 Rocco Baldelli, R (1,8) OBP: 0.358, SLG: 0.459 | | | | | | G6-3 | | | | 2 | 0 | 0 | 0 | 1 | 0 | 1 | | | | | |
| Aubrey Huff, L (1,3) OBP: 0.360, SLG: 0.563 | | | | | | G1-6-3 | | P4 | | 4 | 0 | 0 | 0 | 0 | 0 | 3 | | | | | |
| Toby Hall, R (1,2) OBP: 0.319, SLG: 0.394 | | | | | | G5-3 | | P3 | | 4 | 1 | 0 | 0 | 0 | 0 | 0 | | | | | |
| Al Martin, L (1,10) OBP: 0.321, SLG: 0.344 | | | | | | F8 | | | K | 3 | 0 | 1 | 0 | 1 | 1 | 0 | | | | | |
| Jeff Liefer, L (1,5) OBP: 0.210, SLG: 0.300 | | | | | | K | | | | 3 | 0 | 1 | 1 | 0 | 2 | 1 | | | | | |
| Travis Lee, L (9, PH) OBP: 0.329, SLG: 0.400 | | | | | | K | | | F7 | 1 | 0 | 0 | 0 | 0 | 0 | 0 | | | | | |
| Julio Lugo, R (1,6) OBP: 0.325, SLG: 0.315 | | | | | | P6 | | | F9 | 3 | 0 | 0 | 0 | 0 | 0 | 2 | | | | | |
| Marion Anderson, L (1,4) OBP: 0.313, SLG: 0.333 | | | G3 | | | G4-3 | | | | 2 | 0 | 0 | 0 | 1 | 0 | 0 | | | | | |
| Inning Stats | R: 0 E: 0 K: 1 S: 6 | H: 0 LOB: 0 BB: 0 P: 11 | R: 1 E: 2 K: 0 S: 9 | H: 2 LOB: 1 BB: 0 P: 11 | R: 0 E: 0 K: 0 S: 4 | H: 0 LOB: 0 BB: 0 P: 5 | R: 0 E: 0 K: 1 S: 8 | H: 0 LOB: 0 BB: 0 P: 13 | R: 0 E: 0 K: 1 S: 9 | H: 1 LOB: 1 BB: 0 P: 10 | R: 0 E: 0 K: 1 S: 8 | H: 0 LOB: 1 BB: 1 P: 16 | R: 0 E: 0 K: 0 S: 15 | H: 1 LOB: 3 BB: 2 P: 27 | R: 0 E: 0 K: 1 S: 9 | H: 0 LOB: 0 BB: 0 P: 12 | 1B: 2 2B: 3 3B: 0 HR: 0 | SF: 0 SAC: 0 DP: 1 HBP: 1 | WP: 0 PB: 0 SB: 0 CS: 1 | PA: 35 | |
| PITCHER | IP | WLS | BF | H | R | ER | SO | BB | IBB | HBP | BLK | WP | HR | S | P | ERA | WHIP | | | | |
| Ryan Dempster, R (1,1) ERA: 7.06 | 7.1 | W | 28 | 4 | 1 | 0 | 5 | 2 | 0 | 1 | 0 | 0 | 0 | 57 | 89 | 0.00 | 0.818 | | | | |
| Gabe White, L (8,1) ERA: 2.3 | 0.2 | H | 3 | 0 | 0 | 0 | 0 | 0 | 1 | 0 | 0 | 0 | 0 | 9 | 15 | 0.00 | 0.000 | | | | |
| Scott Williamson, R (9,1) ERA: 3.0 | 1.0 | S | 3 | 0 | 0 | 0 | 1 | 0 | 0 | 0 | 0 | 0 | 0 | 9 | 12 | 0.00 | 0.000 | | | | |

| | |
|-----|----|
| AB | 30 |
| R | 1 |
| H | 4 |
| RBI | 1 |
| BB | 3 |
| SO | 6 |
| LOB | 9 |



| Batter | 1 | 2 | 3 | 4 | 5 | 6 | 7 | 8 | 9 | AB | R | H | RBI | BB | SO | LOB | TOP | | | | | | | | |
|--|------------------------------|----------------------------------|------------------------------|----------------------------------|------------------------------|---------------------------------|-------------------------------|----------------------------------|------------------------------|----------------------------------|------------------------------|----------------------------------|------------------------------|----------------------------------|-------------------------------|----------------------------------|-------------------------------|----------------------------------|----------------------------------|------------------------------------|----------------------------------|--------|--|--|--|
| Kenny Lofton, L OBP: 0.360, SLG: 0.453 (1, 8) | 4-2 WP 18 S BB | | 1-2 G4-6-3 HBP | | 1-1 SF8 2H | | 0-1 F8 | | 1-2 G1-3 | 2 | 0 | 0 | 1 | 1 | 0 | 1 | | | | | | | | | |
| 18 Jason Kendall, R OBP: 0.385, SLG: 0.386 (1, 2) | 2-1 HBP | | 1-0 P3 | | 1-1 F8 | | | 4-1 BB BB | | 2 | 0 | 0 | 0 | 1 | 0 | 1 | | | | | | | | | |
| Brian Giles, L OBP: 0.448, SLG: 0.521 (1, 7) | 0-0 F7 | | 2-1 G4-6-3 1-2 | | | 3-2 G6-3 | | 4-2 BB BB | | 3 | 0 | 0 | 0 | 1 | 0 | 3 | | | | | | | | | |
| Aramis Ramirez, R OBP: 0.349, SLG: 0.409 (1, 5) | 0-3 K | | | 4-2 G4-6-3 BB | | 1-0 WP G3 HBP | | 1-3 K | | 2 | 0 | 0 | 0 | 1 | 2 | 4 | | | | | | | | | |
| Randall Simon, L OBP: 0.293, SLG: 0.413 (1, 3) | 1-1 G5-3 | | | 1-1 G4-6-3 1-2 | | 0-0 G3 | | 0-2 F7 | | 4 | 0 | 0 | 0 | 0 | 0 | 6 | | | | | | | | | |
| Matt Stairs, L OBP: 0.307, SLG: 0.356 (1, 10) | | 4-2 BB | | 4-2 BB | | 1-1 G6-3 | | 4-2 BB | | 1 | 0 | 0 | 0 | 3 | 0 | 1 | | | | | | | | | |
| Reggie Sanders, R OBP: 0.311, SLG: 0.445 (1, 9) | | 0-0 F9 | | 0-0 G5-3 | | | 4-2 WP SH1-3 BB | 2-1 F9 | | 3 | 0 | 0 | 0 | 1 | 0 | 5 | | | | | | | | | |
| 2 Jack Wilson, R OBP: 0.287, SLG: 0.344 (1, 6) | | 1-0 F7 | | | 2-2 WP SF8 G6-3 1B | | 0-0 SH1-3 | | 2-3 K | 3 | 1 | 1 | 0 | 0 | 1 | 1 | | | | | | | | | |
| Abraham Nunez, S OBP: 0.280, SLG: 0.237 (1, 4) | | 2-2 G4-3 | | | 0-1 G6-3 | | 2-3 K | 3-2 G3 | | 4 | 0 | 0 | 0 | 0 | 1 | 3 | | | | | | | | | |
| Inning Stats | R: 0 E: 0 K: 1 S: 9 | H: 0 LOB: 2 BB: 1 P: 16 | R: 0 E: 0 K: 0 S: 7 | H: 0 LOB: 1 BB: 1 P: 14 | R: 0 E: 0 K: 0 S: 5 | H: 0 LOB: 0 BB: 0 P: 9 | R: 0 E: 0 K: 0 S: 10 | H: 0 LOB: 2 BB: 2 P: 19 | R: 1 E: 0 K: 0 S: 9 | H: 1 LOB: 0 BB: 0 P: 13 | R: 0 E: 0 K: 0 S: 6 | H: 0 LOB: 1 BB: 0 P: 11 | R: 0 E: 0 K: 1 S: 8 | H: 0 LOB: 1 BB: 1 P: 14 | R: 0 E: 0 K: 1 S: 14 | H: 0 LOB: 0 BB: 0 P: 29 | R: 0 E: 0 K: 1 S: 10 | H: 0 LOB: 0 BB: 0 P: 16 | 1B: 1 2B: 0 3B: 0 HR: 0 | SF: 1 SAC: 1 DP: 2 HBP: 3 | WP: 4 PB: 0 SB: 1 CS: 1 | PA: 37 | | | |
| PITCHER | IP | WLS | BF | H | R | ER | SO | BB | IBB | HBP | BLK | WP | HR | S | P | ERA | WHIP | | | | | | | | |
| Victor Zambrano, R ERA: 4.38 (1, 1) | 7.0 | W | 28 | 1 | 1 | 1 | 2 | 5 | 0 | 3 | 0 | 4 | 0 | 54 | 96 | 1.29 | 0.857 | | | | | | | | |
| Travis Harper, R ERA: 4.09 (8, 1) | 0.0 | | 2 | 0 | 0 | 0 | 0 | 2 | 0 | 0 | 0 | 0 | 0 | 4 | 12 | ∞ | ∞ | | | | | | | | |
| Jesus Colome, R ERA: 3.47 (8, 1) | 1.0 | H | 4 | 0 | 0 | 0 | 1 | 1 | 0 | 0 | 0 | 0 | 0 | 10 | 17 | 0.00 | 1.000 | | | | | | | | |
| Al Levine, R ERA: 1.89 (9, 1) | 1.0 | | 3 | 0 | 0 | 0 | 1 | 0 | 0 | 0 | 0 | 0 | 0 | 10 | 16 | 0.00 | 0.000 | | | | | | | | |

Pittsburgh Pirates @ Tampa Bay Devil Rays
Tropicana Field, St. Petersburg, FL
Fri Jun 13 2003, 7:15 PM EDT
Att. 9,487 - Dome - 72 F

AB 24
R 1
H 1
RBI 1
BB 8
SO 4
LOB 25



| Batter | 1 | 2 | 3 | 4 | 5 | 6 | 7 | 8 | 9 | AB | R | H | RBI | BB | SO | LOB | BOTTOM | | | | | | | | |
|--|------------------------------|----------------------------------|------------------------------|----------------------------------|------------------------------|----------------------------------|----------------------------------|----------------------------------|-------------------------------|----------------------------------|-------------------------------|----------------------------------|-------------------------------|----------------------------------|----------------------------------|------------------------------------|----------------------------------|--------|--|--|--|--|--|--|--|
| Jason Tyner, L OBP: 0.435, SLG: 0.488 (1, 7) | 1-1 G5-3 | | | 0-0 G3 1B | 0-0 G6-4-3 1-2 | | 0-1 G4-3 | 4-1 BB BB | | 4 | 0 | 1 | 0 | 1 | 0 | 3 | | | | | | | | | |
| Ben Grievie, L OBP: 0.383, SLG: 0.380 (1, 10) | 1-1 G6-3 | | | 3-2 G3 1-2 | | 0-0 G3-1 | 3-2 G3-1 | 4-1 BB BB | | 4 | 0 | 1 | 1 | 1 | 0 | 1 | | | | | | | | | |
| 5 Rocco Baldelli, R OBP: 0.355, SLG: 0.482 13 Carl Crawford, L OBP: 0.302, SLG: 0.328 (9, 8) | 2-1 G5-3 | | | 3-2 G5-3 | | 0-1 1B 3B | 0-3 K | 1-3 K | | 5 | 1 | 1 | 0 | 0 | 2 | 4 | | | | | | | | | |
| Aubrey Huff, L OBP: 0.362, SLG: 0.559 (1, 9) | | 1-0 G4-3 | | 4-0 IBB | | 4-0 E 1B IBB | | 2-2 P6 | | 2 | 0 | 0 | 0 | 2 | 0 | 0 | | | | | | | | | |
| Travis Lee, L OBP: 0.332, SLG: 0.412 (1, 3) | | 2-2 P4 | | 1-2 G4-3 | | 1-1 E1 | | 2-1 HR 3B | | 4 | 1 | 2 | 1 | 0 | 0 | 2 | | | | | | | | | |
| Toby Hall, R OBP: 0.318, SLG: 0.387 (1, 2) | | 0-1 G4-3 | | | 1-1 G6-3 | | 0-0 P4 | 4-0 HR IBB | | 3 | 1 | 0 | 0 | 1 | 0 | 2 | | | | | | | | | |
| Marlon Anderson, L OBP: 0.316, SLG: 0.333 (1, 4) | | | 0-0 G4-3 | | 3-1 2B FC5 1B | | 2-2 K | 4-2 HR BB | | 3 | 2 | 1 | 0 | 1 | 1 | 2 | | | | | | | | | |
| Damian Rolls, R OBP: 0.333, SLG: 0.265 Al Martin, L OBP: 0.319, SLG: 0.341 Terry Shumpert, R OBP: 0.300, SLG: 0.415 (8, PH) (9, 5) | | | 0-1 G5-3 | | 0-1 G5-3 | | 4-1 G4-3 SH3-4 1B BB | 2-3 K | | 2 | 1 | 1 | 0 | 1 | 0 | 0 | | | | | | | | | |
| Julio Lugo, R OBP: 0.326, SLG: 0.336 (1, 6) | | | 3-2 F9 | | 2-2 FC5 G6-4-3 3H | | 1-1 SH3-4 | 1-0 HR | | 3 | 1 | 1 | 5 | 0 | 0 | 1 | | | | | | | | | |
| Inning Stats | R: 0 E: 0 K: 0 S: 6 | H: 0 LOB: 0 BB: 0 P: 10 | R: 0 E: 0 K: 0 S: 7 | H: 0 LOB: 0 BB: 0 P: 10 | R: 0 E: 0 K: 0 S: 6 | H: 1 LOB: 2 BB: 1 P: 22 | R: 1 E: 0 K: 0 S: 11 | H: 2 LOB: 1 BB: 0 P: 17 | R: 1 E: 1 K: 1 S: 10 | H: 2 LOB: 2 BB: 1 P: 17 | R: 1 E: 0 K: 1 S: 11 | H: 1 LOB: 1 BB: 1 P: 18 | R: 4 E: 0 K: 2 S: 23 | H: 2 LOB: 2 BB: 4 P: 46 | 1B: 4 2B: 1 3B: 2 HR: 1 | SF: 0 SAC: 1 DP: 1 HBP: 0 | WP: 0 PB: 0 SB: 0 CS: 0 | PA: 39 | | | | | | | |
| PITCHER | IP | WLS | BF | H | R | ER | SO | BB | IBB | HBP | BLK | WP | HR | S | P | ERA | WHIP | | | | | | | | |
| Kip Wells, R ERA: 3.63 (1, 1) | 7.0 | L | 30 | 6 | 3 | 3 | 2 | 1 | 2 | 0 | 0 | 0 | 0 | 63 | 103 | 3.86 | 1.000 | | | | | | | | |
| Scott Sauerbeck, L ERA: 4.68 (8, 1) | 0.1 | | 4 | 1 | 3 | 3 | 0 | 1 | 1 | 0 | 0 | 0 | 0 | 8 | 19 | 81.00 | 6.000 | | | | | | | | |
| Brian Boehringer, R ERA: 6.75 (8, 1) | 0.2 | | 5 | 1 | 1 | 1 | 2 | 2 | 0 | 0 | 0 | 0 | 1 | 15 | 27 | 13.50 | 4.500 | | | | | | | | |

Pittsburgh Pirates @ Tampa Bay Devil Rays
Tropicana Field, St. Petersburg, FL
Fri Jun 13 2003, 7:15 PM EDT
Att. 9,487 - Dome - 72 F

AB 31
R 7
H 8
RBI 7
BB 7
SO 4
LOB 18



| Batter | 1 | 2 | 3 | 4 | 5 | 6 | 7 | 8 | 9 | AB | R | H | RBI | BB | SO | LOB | TOP | | | | | |
|--|-------------------------------|----------------------------------|------------------------------|----------------------------------|------------------------------|----------------------------------|------------------------------|----------------------------------|------------------------------|----------------------------------|-------------------------------|----------------------------------|-------------------------------|----------------------------------|-------------------------------|----------------------------------|--|----------------------------------|----------------------------------|------------------------------------|----------------------------------|--------|
| 18 Jason Kendall, R OBP: 0.384, SLG: 0.383 | G5-3 | | | K | | G3-1 | F8 | E9 | | 5 | 1 | 1 | 2 | 0 | 1 | 2 | Pittsburgh Pirates @ Tampa Bay Devil Rays Tropicana Field, St. Petersburg, FL Sun Jun 15 2003, 1:15 PM EDT Att: 13,943 - Dome - 72 F | | | | | |
| 2 Jack Wilson, R OBP: 0.302, SLG: 0.379 | G5-3 | | | K | | | | | | 5 | 1 | 3 | 3 | 0 | 1 | 0 | | | | | | |
| Brian Giles, L OBP: 0.448, SLG: 0.507 | G4-3 | | | | BB | | | | | 3 | 1 | 0 | 0 | 2 | 0 | 2 | | | | | | |
| Aramis Ramirez, R OBP: 0.350, SLG: 0.425 | | G6-3 | | | P3 | | | | | 5 | 1 | 1 | 2 | 0 | 1 | 2 | | | | | | |
| Randall Simon, L OBP: 0.292, SLG: 0.407 Kevin Young, R OBP: 0.301, SLG: 0.329 | F9 | | | | | F7 | | E4 | | 4 | 0 | 1 | 0 | 0 | 0 | 1 | | | | | | |
| Matt Stairs, L OBP: 0.316, SLG: 0.378 Craig Wilson, R OBP: 0.342, SLG: 0.421 | | | | | | | | | | 4 | 1 | 3 | 1 | 0 | 1 | 0 | | | | | | |
| Reggie Sanders, R OBP: 0.310, SLG: 0.443 | | | | | | | | | | 4 | 1 | 0 | 0 | 0 | 0 | 0 | | | | | | |
| Adam Hyzdu, R OBP: 0.282, SLG: 0.303 | | | | | | | | | | 5 | 1 | 1 | 0 | 0 | 2 | 4 | | | | | | |
| Jeff Reboulet, R OBP: 0.397, SLG: 0.396 | | | | | | | | | | 3 | 1 | 0 | 0 | 1 | 0 | 5 | | | | | | |
| | | | | | | | | | | 3 | 1 | 0 | 0 | 1 | 1 | 5 | | | | | | |
| Inning Stats | R: 0 E: 0 K: 0 S: 10 | H: 0 LOB: 0 BB: 0 P: 16 | R: 0 E: 0 K: 1 S: 7 | H: 0 LOB: 0 BB: 0 P: 11 | R: 0 E: 0 K: 0 S: 7 | H: 0 LOB: 0 BB: 0 P: 12 | R: 0 E: 0 K: 2 S: 9 | H: 0 LOB: 1 BB: 1 P: 17 | R: 0 E: 0 K: 2 S: 9 | H: 2 LOB: 2 BB: 0 P: 15 | R: 3 E: 0 K: 1 S: 16 | H: 3 LOB: 1 BB: 1 P: 29 | R: 2 E: 0 K: 1 S: 16 | H: 1 LOB: 1 BB: 2 P: 29 | R: 4 E: 2 K: 0 S: 16 | H: 4 LOB: 1 BB: 0 P: 24 | R: 0 E: 0 K: 1 S: 13 | H: 1 LOB: 1 BB: 0 P: 20 | 1B: 6 2B: 5 3B: 0 HR: 0 | SF: 0 SAC: 0 DP: 0 HBP: 0 | WP: 1 PB: 0 SB: 0 CS: 0 | PA: 43 |
| PITCHER | IP | WLS | BF | H | R | ER | SO | BB | IBB | HBP | BLK | WP | HR | S | P | ERA | WHIP | | | | | |
| Jason Standridge, R ERA: 4.63 | 5.2 | | 24 | 5 | 3 | 3 | 5 | 2 | 0 | 0 | 0 | 1 | 0 | 54 | 93 | 4.76 | 1.235 | | | | | |
| Jesus Colome, R ERA: 3.82 | 1.1 | B | 7 | 1 | 2 | 2 | 2 | 2 | 0 | 0 | 0 | 0 | 0 | 20 | 36 | 13.50 | 2.250 | | | | | |
| Al Levine, R ERA: 1.6 | 1.0 | L | 8 | 4 | 4 | 0 | 0 | 0 | 0 | 0 | 0 | 0 | 0 | 16 | 24 | 0.00 | 4.000 | | | | | |
| Lance Carter, R ERA: 2.8 | 1.0 | | 4 | 1 | 0 | 0 | 1 | 0 | 0 | 0 | 0 | 0 | 0 | 13 | 20 | 0.00 | 1.000 | | | | | |

AB 39
R 9
H 11
RBI 8
BB 4
SO 8
LOB 21



| Batter | 1 | 2 | 3 | 4 | 5 | 6 | 7 | 8 | 9 | AB | R | H | RBI | BB | SO | LOB | BOTTOM | | | | | |
|---|------------------------------|----------------------------------|------------------------------|----------------------------------|-------------------------------|----------------------------------|-------------------------------|----------------------------------|------------------------------|----------------------------------|-------------------------------|----------------------------------|------------------------------|----------------------------------|------------------------------|----------------------------------|--|----------------------------------|----------------------------------|------------------------------------|----------------------------------|--------|
| Jason Tyner, L OBP: 0.429, SLG: 0.490 | G3 | | K | | | | | B1 | | 5 | 0 | 1 | 0 | 0 | 1 | 1 | Pittsburgh Pirates @ Tampa Bay Devil Rays Tropicana Field, St. Petersburg, FL Sun Jun 15 2003, 1:15 PM EDT Att: 13,943 - Dome - 72 F | | | | | |
| Ben Griewe, L OBP: 0.408, SLG: 0.394 | | | | | | | | | | 3 | 0 | 2 | 1 | 1 | 1 | 2 | | | | | | |
| 5 Rocco Baldelli, R OBP: 0.352, SLG: 0.455 | SH2-3 | | | | | | | | | 4 | 0 | 0 | 0 | 0 | 0 | 6 | | | | | | |
| Aubrey Huff, L OBP: 0.370, SLG: 0.570 | G6-3 | | | | | | | | | 5 | 1 | 3 | 1 | 0 | 0 | 1 | | | | | | |
| Travis Lee, L OBP: 0.326, SLG: 0.417 | | | | | | | | | | 5 | 1 | 1 | 1 | 0 | 2 | 3 | | | | | | |
| Toby Hall, R OBP: 0.324, SLG: 0.383 Terry Shumpert, R OBP: 0.317, SLG: 0.436 | F7 | | | | | | | | | 2 | 0 | 0 | 0 | 2 | 0 | 0 | | | | | | |
| Marlon Anderson, L OBP: 0.319, SLG: 0.338 | | | | | | | | | | 0 | 0 | 0 | 0 | 0 | 0 | 0 | | | | | | |
| Damian Rolls, R OBP: 0.313, SLG: 0.256 | | | | | | | | | | 5 | 1 | 2 | 0 | 0 | 0 | 5 | | | | | | |
| Julio Lugo, R OBP: 0.331, SLG: 0.354 | | | | | | | | | | 4 | 1 | 2 | 1 | 0 | 0 | 0 | | | | | | |
| | | | | | | | | | | 4 | 1 | 2 | 1 | 0 | 0 | 0 | | | | | | |
| Inning Stats | R: 0 E: 0 K: 0 S: 8 | H: 1 LOB: 1 BB: 0 P: 10 | R: 0 E: 0 K: 1 S: 9 | H: 1 LOB: 1 BB: 0 P: 13 | R: 0 E: 0 K: 1 S: 12 | H: 0 LOB: 1 BB: 1 P: 21 | R: 4 E: 0 K: 1 S: 23 | H: 6 LOB: 2 BB: 0 P: 39 | R: 0 E: 0 K: 0 S: 9 | H: 1 LOB: 1 BB: 1 P: 19 | R: 1 E: 1 K: 0 S: 10 | H: 2 LOB: 1 BB: 0 P: 13 | R: 0 E: 0 K: 1 S: 8 | H: 0 LOB: 1 BB: 1 P: 13 | R: 0 E: 0 K: 1 S: 9 | H: 0 LOB: 0 BB: 0 P: 11 | R: 0 E: 0 K: 0 S: 10 | H: 1 LOB: 3 BB: 0 P: 13 | 1B: 9 2B: 1 3B: 0 HR: 2 | SF: 0 SAC: 1 DP: 2 HBP: 2 | WP: 0 PB: 0 SB: 2 CS: 0 | PA: 43 |
| PITCHER | IP | WLS | BF | H | R | ER | SO | BB | IBB | HBP | BLK | WP | HR | S | P | ERA | WHIP | | | | | |
| 16 Salomon Torres, R ERA: 4.42 | 3.1 | | 19 | 8 | 4 | 4 | 2 | 1 | 0 | 0 | 0 | 0 | 0 | 14 | 29 | 0.00 | 1.200 | | | | | |
| Joe Beimel, L ERA: 2.93 | 1.2 | | 6 | 1 | 0 | 0 | 1 | 1 | 0 | 0 | 0 | 0 | 0 | 10 | 13 | 0.00 | 2.000 | | | | | |
| Ryan Vogelsong, R ERA: 4.82 | 2.2 | W | 11 | 1 | 0 | 0 | 2 | 1 | 0 | 1 | 0 | 0 | 0 | 25 | 33 | 0.00 | 0.750 | | | | | |
| Mike Williams, R ERA: 5.76 | 0.1 | S | 2 | 0 | 0 | 0 | 0 | 0 | 0 | 1 | 0 | 0 | 0 | 2 | 4 | 0.00 | 0.000 | | | | | |

AB 37
R 5
H 12
RBI 4
BB 3
SO 5
LOB 19



| Batter | 1 | 2 | 3 | 4 | 5 | 6 | 7 | 8 | 9 | AB | R | H | RBI | BB | SO | LOB | TOP | | | | | | | | |
|--|------------------------------|----------------------------------|------------------------------|----------------------------------|-------------------------------|----------------------------------|------------------------------|----------------------------------|-------------------------------|----------------------------------|------------------------------|----------------------------------|-------------------------------|----------------------------------|-------------------------------|----------------------------------|---|----------------------------------|-----------------------------------|------------------------------------|----------------------------------|--------|--|--|--|
| 13 Carl Crawford, L OBP: 0.305, SLG: 0.333 | 1-1 SF7 2B | | 2-2 F7 | | 2-1 F8 | | 1-1 S 1B | 4-1 BB BB | | 4 | 2 | 2 | 0 | 1 | 0 | 1 | Tampa Bay Devil Rays @ New York Yankees Yankee Stadium, Bronx, NY Tue Jun 17 2003, 1:05 PM EDT Att: 14,077 - Sunny - 64 F livebaseballscorecards.com | | | | | | | | |
| 5 Rocco Baldelli, R OBP: 0.357, SLG: 0.459 | 1-1 1B | | 4-0 | | 1-2 2B | | 1-3 K | 1-3 K | | 4 | 1 | 2 | 0 | 1 | 2 | 3 | | | | | | | | | |
| Aubrey Huff, L OBP: 0.372, SLG: 0.575 Jason Tyner, L OBP: 0.439, SLG: 0.490 | 0-0 SF7 | | 2-1 G3 | | 1-1 HR | | 3-2 2B | 4-1 G4-6-3 BB | | 3 | 2 | 2 | 4 | 0 | 0 | 1 | | | | | | | | | |
| Travis Lee, L OBP: 0.332, SLG: 0.440 | 0-0 G4-6-3 1B | | | | 2-2 HR | | 2-2 HR | 2-2 G4-6-3 BB | | 5 | 2 | 3 | 3 | 0 | 0 | 3 | | | | | | | | | |
| Ben Grieve, L OBP: 0.408, SLG: 0.417 | 1-1 G4-6-3 | | | | 1-0 F7 | | 0-1 HR | | 4-1 1B | 4 | 2 | 1 | 1 | 1 | 0 | 3 | | | | | | | | | |
| Marlon Anderson, L OBP: 0.325, SLG: 0.363 | | 3-1 G5-4-3 HBP 1B | | | 2-2 1B | | 1-3 K | | 3-2 G4-6-3 1B | 5 | 1 | 4 | 3 | 0 | 1 | 0 | | | | | | | | | |
| Damian Rolls, R OBP: 0.321, SLG: 0.255 | | 2-0 G5-4-3 HBP | | | 1-1 F9 | | 3-2 G4-3 | 3-2 G4-6-3 1B | | 4 | 0 | 1 | 0 | 0 | 1 | 3 | | | | | | | | | |
| Javier Valentin, S OBP: 0.253, SLG: 0.333 | | 1-2 G5-4-3 | | | 1-0 5 1B | | 2-2 G1-4-3 1B | 1-2 G4-6-3 | 0-0 G4-6-3 | 5 | 1 | 2 | 0 | 0 | 0 | 5 | | | | | | | | | |
| Julio Lugo, R OBP: 0.330, SLG: 0.358 | | | 1-2 F8 | | 1-2 P4 | | 2-0 G1-4-3 | | 0-0 BB 2B | 4 | 0 | 1 | 0 | 0 | 0 | 2 | | | | | | | | | |
| Inning Stats | R: 1 E: 0 K: 0 S: 9 | H: 3 LOB: 1 BB: 0 P: 12 | R: 0 E: 0 K: 0 S: 6 | H: 1 LOB: 0 BB: 0 P: 11 | R: 0 E: 0 K: 0 S: 10 | H: 0 LOB: 1 BB: 1 P: 19 | R: 0 E: 0 K: 0 S: 7 | H: 1 LOB: 1 BB: 0 P: 11 | R: 5 E: 0 K: 1 S: 23 | H: 5 LOB: 0 BB: 0 P: 34 | R: 0 E: 0 K: 0 S: 7 | H: 1 LOB: 0 BB: 0 P: 14 | R: 5 E: 1 K: 1 S: 24 | H: 5 LOB: 0 BB: 0 P: 37 | R: 0 E: 0 K: 1 S: 11 | H: 1 LOB: 2 BB: 2 P: 22 | R: 0 E: 0 K: 1 S: 9 | H: 1 LOB: 1 BB: 1 P: 19 | 1B: 11 2B: 4 3B: 0 HR: 3 | SF: 1 SAC: 0 DP: 6 HBP: 1 | WP: 0 PB: 0 SB: 2 CS: 0 | PA: 44 | | | |
| PITCHER | IP | WLS | BF | H | R | ER | SO | BB | IBB | HBP | BLK | WP | HR | S | P | ERA | WHIP | | | | | | | | |
| Jeff Weaver, R ERA: 5.77 | (1, 1) | 5.0 | L | 24 | 10 | 6 | 6 | 1 | 0 | 1 | 0 | 0 | 2 | 55 | 87 | 10.80 | 2.200 | | | | | | | | |
| Sterling Hitchcock, L ERA: 3.91 | (6, 1) | 1.1 | | 10 | 6 | 5 | 4 | 1 | 0 | 0 | 0 | 0 | 1 | 27 | 46 | 27.00 | 4.500 | | | | | | | | |
| Al Reyes, R ERA: 3.86 | (7, 1) | 1.2 | | 6 | 1 | 0 | 0 | 1 | 2 | 0 | 0 | 0 | 0 | 15 | 27 | 0.00 | 1.800 | | | | | | | | |
| Jason Anderson, R ERA: 4.8 | (9, 1) | 1.0 | | 4 | 1 | 0 | 0 | 1 | 1 | 0 | 0 | 0 | 0 | 9 | 19 | 0.00 | 2.000 | | | | | | | | |

| Batter | 1 | 2 | 3 | 4 | 5 | 6 | 7 | 8 | 9 | AB | R | H | RBI | BB | SO | LOB | BOTTOM | | | | | | | | |
|---|-------------------------------|----------------------------------|-------------------------------|----------------------------------|------------------------------|----------------------------------|-------------------------------|----------------------------------|--------------------------------|----------------------------------|------------------------------|----------------------------------|------------------------------|----------------------------------|-------------------------------|----------------------------------|---|----------------------------------|----------------------------------|------------------------------------|----------------------------------|--------|--|--|--|
| Alfonso Soriano, R OBP: 0.340, SLG: 0.520 | 3-2 G5-3 | | 0-1 P3 | | 0-0 F7 | | | 1-2 F9 | | 4 | 0 | 0 | 0 | 0 | 0 | 0 | Tampa Bay Devil Rays @ New York Yankees Yankee Stadium, Bronx, NY Tue Jun 17 2003, 1:05 PM EDT Att: 14,077 - Sunny - 64 F livebaseballscorecards.com | | | | | | | | |
| 2 Derek Jeter, R OBP: 0.304, SLG: 0.394 Enrique Wilson, S OBP: 0.205, SLG: 0.302 | 1-0 G4-3 | | 0-0 F9 | | 1-3 K | | | 0-3 K | | 4 | 0 | 0 | 0 | 0 | 2 | 0 | | | | | | | | | |
| 25 Jason Giambi, L OBP: 0.383, SLG: 0.502 | 3-2 HR | | 3-2 F9 | | | | 4-2 55 F8-4-3 BB | 3-2 F7 | | 3 | 1 | 1 | 1 | 1 | 0 | 0 | | | | | | | | | |
| 20 Jorge Posada, S OBP: 0.413, SLG: 0.547 | 4-2 BB | | | | 4-1 55 BLK BB | | 0-0 F8 | | 0-2 55 F8 FC5-4 1B | 2 | 1 | 1 | 0 | 2 | 0 | 1 | | | | | | | | | |
| 55 Hideki Matsui, L OBP: 0.343, SLG: 0.435 | 1-3 K | | | | 4-1 BLK BB | | 0-1 F8-4-3 | | 0-0 FC5-4 1B | 3 | 0 | 1 | 0 | 1 | 1 | 2 | | | | | | | | | |
| Ruben Sierra, S OBP: 0.347, SLG: 0.442 Bubba Trammell, R OBP: 0.298, SLG: 0.314 | | 2-2 G3-1 | | | 2-3 K | | | 0-1 F7 | | 3 | 0 | 0 | 0 | 0 | 1 | 2 | | | | | | | | | |
| Raul Mondesi, R OBP: 0.349, SLG: 0.523 | | 1-3 K | | | 0-1 F8 | | | 2-2 FC6-4 1B | | 4 | 0 | 1 | 1 | 0 | 1 | 3 | | | | | | | | | |
| Todd Zeile, R OBP: 0.281, SLG: 0.373 | | 4-2 BB | | | 3-2 G1-3 | | | 1-1 P4 | | 3 | 0 | 0 | 0 | 1 | 0 | 4 | | | | | | | | | |
| Juan Rivera, R OBP: 0.281, SLG: 0.309 | | 3-2 F8 | | | 1-3 K | | | 0-0 FC6-4 | | 3 | 0 | 0 | 0 | 0 | 1 | 2 | | | | | | | | | |
| Inning Stats | R: 1 E: 0 K: 1 S: 16 | H: 1 LOB: 1 BB: 1 P: 28 | R: 0 E: 0 K: 1 S: 12 | H: 0 LOB: 1 BB: 1 P: 22 | R: 0 E: 0 K: 0 S: 9 | H: 0 LOB: 0 BB: 0 P: 12 | R: 0 E: 0 K: 1 S: 11 | H: 0 LOB: 2 BB: 2 P: 24 | R: 0 E: 0 K: 2 S: 8 | H: 0 LOB: 0 BB: 0 P: 10 | R: 0 E: 0 K: 0 S: 6 | H: 0 LOB: 1 BB: 1 P: 10 | R: 0 E: 0 K: 0 S: 8 | H: 1 LOB: 1 BB: 0 P: 11 | R: 0 E: 0 K: 1 S: 12 | H: 0 LOB: 0 BB: 0 P: 16 | R: 1 E: 0 K: 0 S: 9 | H: 2 LOB: 1 BB: 0 P: 15 | 1B: 3 2B: 1 3B: 0 HR: 1 | SF: 0 SAC: 0 DP: 1 HBP: 0 | WP: 0 PB: 0 SB: 0 CS: 0 | PA: 35 | | | |
| PITCHER | IP | WLS | BF | H | R | ER | SO | BB | IBB | HBP | BLK | WP | HR | S | P | ERA | WHIP | | | | | | | | |
| Geremi Gonzalez, R ERA: 3.0 | (1, 1) | 6.0 | W | 23 | 1 | 1 | 1 | 5 | 5 | 0 | 0 | 1 | 1 | 62 | 106 | 1.50 | 1.000 | | | | | | | | |
| Travis Harper, R ERA: 3.91 | (7, 1) | 2.0 | | 7 | 1 | 0 | 0 | 1 | 0 | 0 | 0 | 0 | 0 | 20 | 27 | 0.00 | 0.500 | | | | | | | | |
| Mike Venafro, L ERA: 4.74 | (9, 1) | 1.0 | | 5 | 2 | 1 | 1 | 0 | 0 | 0 | 0 | 0 | 0 | 9 | 15 | 9.00 | 2.000 | | | | | | | | |

| Batter | 1 | 2 | 3 | 4 | 5 | 6 | 7 | 8 | 9 | AB | R | H | RBI | BB | SO | LOB | TOP | | | | | |
|---|---|----------------------------------|------------------------------|----------------------------------|------------------------------|----------------------------------|------------------------------|----------------------------------|-------------------------------|----------------------------------|-------------------------------|----------------------------------|---|----------------------------------|------------------------------|----------------------------------|-------------------------------|----------------------------------|----------------------------------|------------------------------------|----------------------------------|--------|
| Julio Lugo, R OBP: 0.328, SLG: 0.355 (1, 6) | F9 | | | G6-4-3 1B | | L9 | | F7 | | 4 | 0 | 1 | 0 | 0 | 0 | 0 | | | | | | |
| Damian Rolls, R OBP: 0.298, SLG: 0.235 (1, 5) | F8 | | | G6-4-3 1-2f | | G1-3 | | | G1-3 | 4 | 0 | 0 | 0 | 0 | 0 | 1 | | | | | | |
| 5 Rocco Baldelli, R OBP: 0.359, SLG: 0.463 (1, 8) | L3 | | | G5-3 | | | | | | 4 | 1 | 2 | 0 | 0 | 0 | 0 | | | | | | |
| Aubrey Huff, L OBP: 0.373, SLG: 0.578 (1, 9) | | | | | | | | | | 4 | 1 | 2 | 0 | 0 | 0 | 2 | | | | | | |
| Toby Hall, R OBP: 0.323, SLG: 0.381 (1, 2) | | | | | | | | | | 4 | 0 | 1 | 0 | 0 | 0 | 2 | | | | | | |
| Ben Griever, L OBP: 0.396, SLG: 0.402 (1, 10) | | | | | | | | | | 4 | 0 | 0 | 1 | 0 | 0 | 3 | | | | | | |
| Travis Lee, L OBP: 0.332, SLG: 0.439 (1, 3) | | | | | | | | | | 3 | 0 | 1 | 0 | 0 | 0 | 1 | | | | | | |
| Terry Shumpert, R OBP: 0.303, SLG: 0.414 (1, 4) | | | | | | | | | | 3 | 0 | 0 | 0 | 0 | 1 | 1 | | | | | | |
| 13 Carl Crawford, L OBP: 0.302, SLG: 0.329 (1, 7) | | | | | | | | | | 3 | 0 | 0 | 0 | 0 | 0 | 0 | | | | | | |
| Inning Stats | R: 0 E: 0 K: 0 S: 7 | H: 0 LOB: 0 BB: 0 P: 10 | R: 0 E: 0 K: 0 S: 9 | H: 1 LOB: 0 BB: 0 P: 12 | R: 0 E: 0 K: 1 S: 8 | H: 0 LOB: 0 BB: 0 P: 10 | R: 0 E: 0 K: 0 S: 8 | H: 1 LOB: 0 BB: 0 P: 12 | R: 1 E: 0 K: 0 S: 10 | H: 2 LOB: 1 BB: 0 P: 15 | R: 0 E: 0 K: 0 S: 10 | H: 0 LOB: 0 BB: 0 P: 13 | R: 1 E: 1 K: 0 S: 9 | H: 1 LOB: 1 BB: 0 P: 11 | R: 0 E: 0 K: 0 S: 6 | H: 0 LOB: 0 BB: 0 P: 10 | R: 0 E: 0 K: 0 S: 15 | H: 2 LOB: 2 BB: 0 P: 18 | 1B: 5 2B: 2 3B: 0 HR: 0 | SF: 0 SAC: 0 DP: 2 HBP: 0 | WP: 1 PB: 0 SB: 1 CS: 0 | PA: 33 |
| PITCHER David Wells, L ERA: 3.4 (1, 1) | IP: 9.0 WLS: W BF: 33 H: 7 R: 2 ER: 1 SO: 1 BB: 0 IBB: 0 HBP: 0 BLK: 0 WP: 1 HR: 0 S: 82 P: 111 ERA: 1.00 WHIP: 0.778 | | | | | | | | | | | PITCHER | IP: 9.0 WLS: W BF: 33 H: 7 R: 2 ER: 1 SO: 1 BB: 0 IBB: 0 HBP: 0 BLK: 0 WP: 1 HR: 0 S: 82 P: 111 ERA: 1.00 WHIP: 0.778 | | | | | | | | | |

Tampa Bay Devil Rays @ New York Yankees
Yankee Stadium, Bronx, NY
Tue Jun 17 2003, 7:05 PM EDT
Att: 47,604 - Sunny - 62 F

AB 33
R 2
H 7
RBI 1
BB 0
SO 1
LOB 10



| Batter | 1 | 2 | 3 | 4 | 5 | 6 | 7 | 8 | 9 | AB | R | H | RBI | BB | SO | LOB | BOTTOM | | | |
|---|--|---------------------------------|------------------------------|----------------------------------|------------------------------|---------------------------------|------------------------------|----------------------------------|-------------------------------|----------------------------------|------------------------------|----------------------------------|--|----------------------------------|-------------------------------|----------------------------------|-----------------------------------|------------------------------------|----------------------------------|--------|
| Alfonso Soriano, R OBP: 0.344, SLG: 0.519 (1, 4) | | | | | | | | | | 4 | 2 | 2 | 0 | 1 | 0 | 1 | | | | |
| 2 Derek Jeter, R OBP: 0.301, SLG: 0.394 (1, 6) | | | | | | | | | | 5 | 1 | 1 | 2 | 0 | 0 | 3 | | | | |
| 25 Jason Giambi, L OBP: 0.386, SLG: 0.510 (1, 10) | | | | | | | | | | 4 | 2 | 3 | 2 | 0 | 1 | 2 | | | | |
| 55 Hideki Matsui, L OBP: 0.341, SLG: 0.431 (1, 8) | | | | | | | | | | 5 | 1 | 1 | 1 | 0 | 0 | 4 | | | | |
| Ruben Sierra, S OBP: 0.356, SLG: 0.456 (1, 7) | | | | | | | | | | 4 | 0 | 3 | 3 | 0 | 0 | 0 | | | | |
| Charles Gipson, R OBP: 0.222, SLG: 0.222 (7, PR) (8, 8) | | | | | | | | | | 0 | 1 | 0 | 0 | 0 | 0 | 0 | | | | |
| Robin Ventura, L OBP: 0.351, SLG: 0.450 (1, 5) | | | | | | | | | | 4 | 0 | 1 | 1 | 0 | 0 | 2 | | | | |
| Raul Mondesi, R OBP: 0.351, SLG: 0.522 (1, 9) | | | | | | | | | | 4 | 0 | 2 | 0 | 0 | 0 | 3 | | | | |
| Todd Zeile, R OBP: 0.280, SLG: 0.365 (1, 3) | | | | | | | | | | 3 | 1 | 0 | 0 | 1 | 0 | 2 | | | | |
| John Flaherty, R OBP: 0.298, SLG: 0.356 (1, 2) | | | | | | | | | | 4 | 2 | 1 | 0 | 0 | 0 | 1 | | | | |
| Inning Stats | R: 1 E: 0 K: 0 S: 8 | H: 2 LOB: 0 BB: 0 P: 9 | R: 0 E: 0 K: 0 S: 7 | H: 1 LOB: 1 BB: 0 P: 11 | R: 0 E: 0 K: 0 S: 6 | H: 0 LOB: 0 BB: 0 P: 9 | R: 1 E: 0 K: 0 S: 8 | H: 2 LOB: 1 BB: 0 P: 13 | R: 4 E: 1 K: 1 S: 15 | H: 2 LOB: 1 BB: 2 P: 32 | R: 0 E: 1 K: 0 S: 8 | H: 1 LOB: 1 BB: 0 P: 13 | R: 2 E: 1 K: 0 S: 9 | H: 3 LOB: 2 BB: 0 P: 18 | R: 2 E: 0 K: 0 S: 14 | H: 3 LOB: 1 BB: 0 P: 23 | 1B: 10 2B: 4 3B: 0 HR: 0 | SF: 1 SAC: 0 DP: 1 HBP: 0 | WP: 0 PB: 0 SB: 1 CS: 1 | PA: 40 |
| PITCHER Dewon Brazelton, R ERA: 6.46 (1, 1) | IP: 4.2 WLS: L BF: 23 H: 7 R: 6 ER: 2 SO: 1 BB: 2 IBB: 0 HBP: 0 BLK: 0 WP: 0 HR: 0 S: 41 P: 69 ERA: 3.86 WHIP: 1.929 | | | | | | | | | | | PITCHER | IP: 4.2 WLS: L BF: 23 H: 7 R: 6 ER: 2 SO: 1 BB: 2 IBB: 0 HBP: 0 BLK: 0 WP: 0 HR: 0 S: 41 P: 69 ERA: 3.86 WHIP: 1.929 | | | | | | | |
| Al Levine, R ERA: 1.54 (5, 1) | 1.1 5 1 0 0 0 0 0 0 0 0 0 11 18 0.00 0.750 | | | | | | | | | | | | | | | | | | | |
| Steve Parris, R ERA: 6.18 (7, 1) | 2.0 12 6 4 3 0 0 0 0 0 0 0 23 41 13.50 3.000 | | | | | | | | | | | | | | | | | | | |

Tampa Bay Devil Rays @ New York Yankees
Yankee Stadium, Bronx, NY
Tue Jun 17 2003, 7:05 PM EDT
Att: 47,604 - Sunny - 62 F

AB 37
R 10
H 14
RBI 9
BB 2
SO 1
LOB 18



| Batter | 1 | 2 | 3 | 4 | 5 | 6 | 7 | 8 | 9 | 10 | 11 | 12 | AB | R | H | RBI | BB | SO | LOB | TOP | | | | | | | |
|---|------------------------------|----------------------------------|-------------------------------|----------------------------------|------------------------------|----------------------------------|------------------------------|---------------------------------|------------------------------|----------------------------------|------------------------------|----------------------------------|-------------------------------|----------------------------------|-------------------------------|----------------------------------|------------------------------|---------------------------------|------------------------------|---------------------------------|-------------------------------|----------------------------------|----------------------------------|------------------------------------|-------------------------|--------|--|
| Jason Tyner, L (1.8) OBP: 0.403, SLG: 0.446 (9.9) | G3 | | | K | | G1-4-3 | | | G3 | | G4-3 | | 5 | 0 | 0 | 0 | 0 | 1 | 0 | | | | | | | | |
| Al Martin, L (1.7) OBP: 0.315, SLG: 0.336 | K | | | G4-3 | | | G4-3 | | G3 | | | G4-3 1B | 5 | 0 | 1 | 0 | 0 | 1 | 0 | | | | | | | | |
| Aubrey Huff, L (1.9) OBP: 0.372, SLG: 0.573 (9, PR) | G6-3 | | | G3 | | | G6-3 | | G3 | | | F7 1B | 4 | 0 | 1 | 0 | 0 | 0 | 0 | | | | | | | | |
| 5 Rocco Baldelli, R (9, PR) OBP: 0.397, SLG: 0.462 (9.8) | | | | G3 | | | G6-3 | | G3 | | | F7 1B | 1 | 0 | 0 | 0 | 0 | 0 | 1 | | | | | | | | |
| Ben Griever, L (1.10) OBP: 0.381, SLG: 0.384 | | G6-3 | | | | | G1-3 | | G3 | | | G4-3 | 5 | 0 | 0 | 0 | 0 | 0 | 2 | | | | | | | | |
| Travis Lee, L (1.3) OBP: 0.329, SLG: 0.431 | K | | | | | | G1-3 | | G3 | | | G4-3 | 4 | 0 | 0 | 0 | 1 | 1 | | | | | | | | | |
| Marlon Anderson, L (1.4) OBP: 0.328, SLG: 0.361 | K | | | | | | G1-3 | | G3 | | | G4-3 | 4 | 0 | 1 | 0 | 0 | 1 | 1 | | | | | | | | |
| Damian Rolls, R (1.5) OBP: 0.295, SLG: 0.222 | | | | | | | G1-3 | | G3 | | | G4-3 | 3 | 0 | 0 | 0 | 1 | 1 | | | | | | | | | |
| Javier Valentin, S (1.2) OBP: 0.247, SLG: 0.324 (8, PH) | | | | | | | G1-3 | | G3 | | | G4-3 | 2 | 0 | 0 | 0 | 0 | 1 | 0 | | | | | | | | |
| 13 Carl Crawford, L (8, PH) OBP: 0.391, SLG: 0.528 (8.2) | | | | | | | G1-3 | | G3 | | | G4-3 | 1 | 0 | 0 | 0 | 0 | 1 | 2 | | | | | | | | |
| Toby Hall, R (8.2) OBP: 0.321, SLG: 0.379 | | | | | | | G1-3 | | G3 | | | G4-3 | 1 | 0 | 0 | 0 | 0 | 0 | 0 | | | | | | | | |
| Julio Lugo, R (1.6) OBP: 0.321, SLG: 0.347 | | | | | | | G1-3 | | G3 | | | G4-3 | 4 | 0 | 0 | 0 | 0 | 4 | 2 | | | | | | | | |
| Inning Stats | R: 0 E: 0 K: 1 S: 7 | H: 0 LOB: 0 BB: 0 P: 10 | R: 0 E: 0 K: 2 S: 10 | H: 0 LOB: 0 BB: 0 P: 15 | R: 0 E: 0 K: 1 S: 8 | H: 0 LOB: 0 BB: 0 P: 15 | R: 0 E: 0 K: 1 S: 8 | H: 0 LOB: 0 BB: 0 P: 8 | R: 0 E: 0 K: 2 S: 9 | H: 0 LOB: 0 BB: 0 P: 16 | R: 0 E: 0 K: 2 S: 8 | H: 0 LOB: 0 BB: 0 P: 14 | R: 0 E: 0 K: 2 S: 18 | H: 1 LOB: 2 BB: 1 P: 26 | R: 0 E: 0 K: 1 S: 12 | H: 0 LOB: 2 BB: 0 P: 17 | R: 0 E: 0 K: 1 S: 5 | H: 0 LOB: 0 BB: 0 P: 6 | R: 0 E: 0 K: 1 S: 7 | H: 0 LOB: 0 BB: 0 P: 7 | R: 0 E: 0 K: 0 S: 11 | H: 1 LOB: 1 BB: 0 P: 18 | 1B: 3 2B: 0 3B: 0 HR: 0 | SF: 0 SAC: 0 DP: 0 HBP: 0 | WP: 0 PB: 0 CS: 0 | PA: 41 | |
| PITCHER | IP | WLS | BF | H | R | ER | SO | BB | IBB | HBP | BLK | WP | HR | S | P | ERA | WHIP | | | | | | | | | | |
| Roger Clemens, R (1.1) ERA: 3.42 | 8.0 | | 27 | 1 | 0 | 0 | 9 | 2 | 0 | 0 | 0 | 0 | 0 | 17 | 23 | 0.00 | 0.500 | | | | | | | | | | |
| 42 Mariano Rivera, R (9.1) ERA: 1.77 | 2.0 | W | 7 | 1 | 0 | 0 | 1 | 0 | 0 | 0 | 0 | 0 | 0 | 18 | 25 | 0.00 | 0.500 | | | | | | | | | | |
| Chris Hammond, L (11.1) ERA: 2.51 | 2.0 | | 7 | 1 | 0 | 0 | 1 | 0 | 0 | 0 | 0 | 0 | 0 | 18 | 25 | 0.00 | 0.500 | | | | | | | | | | |

Tampa Bay Devil Rays @ New York Yankees
Yankee Stadium, Bronx, NY
Wed Jun 18 2003, 7:05 PM EDT
Att. 32,643 - Overcast - 66 F

AB 39
R 0
H 3
RBI 0
BB 2
SO 11
LOB 10



| Batter | 1 | 2 | 3 | 4 | 5 | 6 | 7 | 8 | 9 | 10 | 11 | 12 | AB | R | H | RBI | BB | SO | LOB | BOTTOM | | | | | | | | |
|---|-------------------------------|----------------------------------|------------------------------|---------------------------------|-------------------------------|----------------------------------|------------------------------|----------------------------------|------------------------------|---------------------------------|------------------------------|----------------------------------|------------------------------|----------------------------------|-------------------------------|----------------------------------|------------------------------|----------------------------------|------------------------------|----------------------------------|------------------------------|---------------------------------|------------------------------|----------------------------------|----------------------------------|------------------------------------|-------------------------|--------|
| Alfonso Soriano, R (1.4) OBP: 0.341, SLG: 0.513 | F7 | | K | | G5-3 | | | F7 | | F8 | | G4-3 1B | 6 | 0 | 1 | 1 | 0 | 1 | 3 | | | | | | | | | |
| 2 Derek Jeter, R (1.6) OBP: 0.304, SLG: 0.397 | G5-3 55 L4-6 25 BB | | G5-3 | | G4-3 | | | G5-3 | | L6 | | | 4 | 0 | 1 | 0 | 1 | 0 | 3 | | | | | | | | | |
| 25 Jason Giambi, L (1.3) OBP: 0.390, SLG: 0.506 | G5-3 55 BB | | G5-3 | | G4-3 | | | G5-3 | | L6 | | | 2 | 0 | 0 | 0 | 3 | 0 | 0 | | | | | | | | | |
| 55 Hideki Matsui, L (1.8) OBP: 0.335, SLG: 0.423 (11.7) | L4-6 | | G5-3 | | G4-3 | | | G5-3 | | L6 | | | 5 | 0 | 0 | 0 | 0 | 1 | 5 | | | | | | | | | |
| 20 Jorge Posada, S (1.2) OBP: 0.405, SLG: 0.534 | | F7 | | K | | K | | K | | F9 | | F7 | 5 | 0 | 0 | 0 | 0 | 2 | 2 | | | | | | | | | |
| Robin Ventura, L (1.5) OBP: 0.348, SLG: 0.441 (12, PR) | | K | | K | | K | | K | | F8 | | L3 | 4 | 0 | 0 | 0 | 1 | 2 | 2 | | | | | | | | | |
| Enrique Wilson, S (11.8) OBP: 0.205, SLG: 0.302 | | K | | K | | K | | K | | F8 | | L3 | 0 | 1 | 0 | 0 | 0 | 0 | 0 | | | | | | | | | |
| Ruben Sierra, S (1.10) OBP: 0.352, SLG: 0.448 | | G4-3 | | G4-3 | | G4-3 | | G4-3 | | G6-3 | | G6-3 | 5 | 0 | 1 | 0 | 0 | 0 | 2 | | | | | | | | | |
| Raul Mondesi, R (1.9) OBP: 0.352, SLG: 0.517 | | | | | | | | | | | | | 3 | 0 | 0 | 0 | 2 | 0 | 0 | | | | | | | | | |
| Juan Rivera, R (1.7) OBP: 0.290, SLG: 0.341 (11, PR) | | | | | | | | | | | | | 4 | 0 | 2 | 0 | 0 | 0 | 1 | | | | | | | | | |
| Charles Gipson, R (11.8) OBP: 0.222, SLG: 0.222 (12, PH) | | | | | | | | | | | | | 0 | 0 | 0 | 0 | 0 | 0 | 0 | | | | | | | | | |
| Todd Zelle, R (12, PH) OBP: 0.276, SLG: 0.362 | | | | | | | | | | | | | 1 | 0 | 0 | 0 | 0 | 1 | 3 | | | | | | | | | |
| Inning Stats | R: 0 E: 0 K: 0 S: 10 | H: 0 LOB: 1 BB: 2 P: 20 | R: 0 E: 0 K: 1 S: 5 | H: 0 LOB: 0 BB: 0 P: 6 | R: 0 E: 0 K: 1 S: 11 | H: 0 LOB: 1 BB: 1 P: 18 | R: 0 E: 1 K: 2 S: 9 | H: 0 LOB: 2 BB: 1 P: 16 | R: 0 E: 0 K: 0 S: 4 | H: 1 LOB: 1 BB: 0 P: 8 | R: 0 E: 0 K: 2 S: 8 | H: 0 LOB: 0 BB: 0 P: 13 | R: 0 E: 0 K: 0 S: 5 | H: 0 LOB: 2 BB: 1 P: 24 | R: 0 E: 0 K: 0 S: 12 | H: 1 LOB: 2 BB: 1 P: 26 | R: 0 E: 0 K: 0 S: 5 | H: 0 LOB: 0 BB: 0 P: 10 | R: 0 E: 0 K: 0 S: 9 | H: 1 LOB: 1 BB: 0 P: 16 | R: 0 E: 0 K: 1 S: 4 | H: 0 LOB: 0 BB: 0 P: 9 | R: 1 E: 0 K: 1 S: 8 | H: 2 LOB: 3 BB: 2 P: 21 | 1B: 2 2B: 4 3B: 0 HR: 0 | SF: 0 SAC: 0 DP: 1 HBP: 0 | WP: 0 PB: 0 CS: 0 | PA: 46 |
| PITCHER | IP | WLS | BF | H | R | ER | SO | BB | IBB | HBP | BLK | WP | HR | S | P | ERA | WHIP | | | | | | | | | | | |
| Victor Zambrano, R (1.1) ERA: 3.89 | 8.0 | | 31 | 2 | 0 | 0 | 6 | 4 | 1 | 0 | 0 | 0 | 0 | 64 | 114 | 0.00 | 0.750 | | | | | | | | | | | |
| Lance Carter, R (9.1) ERA: 2.79 | 3.1 | L | 15 | 3 | 1 | 1 | 1 | 1 | 1 | 0 | 0 | 0 | 0 | 26 | 56 | 2.70 | 1.200 | | | | | | | | | | | |

Tampa Bay Devil Rays @ New York Yankees
Yankee Stadium, Bronx, NY
Wed Jun 18 2003, 7:05 PM EDT
Att. 32,643 - Overcast - 66 F

AB 39
R 1
H 5
RBI 1
BB 7
SO 7
LOB 21



| Batter | 1 | 2 | 3 | 4 | 5 | 6 | 7 | 8 | 9 | 10 | 11 | AB | R | H | RBI | BB | SO | LOB | TOP | | | |
|--|---|---|---|---|---|---|---|---|---|---|---|---|---|---|---|---|---|---|---|---|---|---|
| Julio Lugo, R OBP: 0.313, SLG: 0.337 (1, 6) | F7 | | K | | | K | | F7 | | | FC6-4 | 5 | 0 | 0 | 0 | 0 | 2 | 2 | | | | |
| Damian Rolls, R OBP: 0.227, SLG: 0.228 Marlon Anderson, L OBP: 0.329, SLG: 0.359 (9, PH) | SF9 | | P4 | | | K2-3 | | | G4-3 | | | 3 | 1 | 1 | 0 | 0 | 1 | 0 | | | | |
| 5 Rocco Baldelli, R OBP: 0.355, SLG: 0.460 (1, 8) | 1B | | G6-3 | | | K | | | K | | K | 5 | 0 | 1 | 0 | 0 | 3 | 2 | | | | |
| Aubrey Huff, L OBP: 0.367, SLG: 0.567 Jason Tyner OBP: 0.403, SLG: 0.446 (9, 9) | SF9 | | | | L8 | | | | L8 | | | 3 | 0 | 0 | 1 | 0 | 1 | 0 | | | | |
| Toby Hall, R OBP: 0.324, SLG: 0.381 (1, 2) | CS | | | | P5 | | | | F8 | | G4-6-3 | 4 | 0 | 2 | 0 | 0 | 0 | 0 | | | | |
| Travis Lee, L OBP: 0.328, SLG: 0.427 (1, 3) | | | | | P5 | | | | K | | G4-6-3 | 4 | 0 | 1 | 0 | 0 | 1 | 1 | | | | |
| Terry Shumpert, R OBP: 0.286, SLG: 0.387 (9, 5) | | | | | F7 | | | | G1-3 | | G5-3 | 4 | 0 | 0 | 0 | 0 | 0 | 2 | | | | |
| 13 Carl Crawford, L OBP: 0.300, SLG: 0.335 (1, 7) | | | | | F7 | | | | K | | | 4 | 0 | 1 | 0 | 0 | 2 | 2 | | | | |
| Rob Bell, R Jesus Colome, R OBP: 0.379, SLG: 0.381 Travis Harper, L OBP: 0.379, SLG: 0.381 Al Martin, L OBP: 0.379, SLG: 0.381 Al Levine, L OBP: 0.379, SLG: 0.381 (1, 1) | | | | | K | | | | G3 | | K | 2 | 0 | 0 | 0 | 0 | 1 | 2 | | | | |
| Inning Stats | R: 1 E: 0 K: 0 S: 11 | H: 2 LOB: 0 BB: 0 P: 20 | R: 0 E: 0 K: 1 S: 16 | H: 2 LOB: 2 BB: 0 P: 24 | R: 0 E: 0 K: 1 S: 11 | H: 0 LOB: 0 BB: 0 P: 16 | R: 0 E: 0 K: 0 S: 8 | H: 0 LOB: 0 BB: 0 P: 13 | R: 0 E: 0 K: 1 S: 10 | H: 0 LOB: 0 BB: 0 P: 11 | R: 0 E: 0 K: 1 S: 15 | H: 1 LOB: 1 BB: 0 P: 21 | R: 0 E: 0 K: 2 S: 9 | H: 0 LOB: 0 BB: 0 P: 11 | R: 0 E: 0 K: 0 S: 6 | H: 1 LOB: 0 BB: 0 P: 8 | R: 0 E: 0 K: 2 S: 11 | H: 0 LOB: 2 BB: 2 P: 25 | 1B: 4 2B: 1 3B: 1 HR: 0 | SF: 1 SAC: 0 DP: 1 HBP: 0 | WP: 0 PB: 0 SB: 1 CS: 1 | PA: 40 |
| PITCHER | IP WLS BF H R ER SO BB IBB HBP BLK WP HR S P ERA WHIP | IP WLS BF H R ER SO BB IBB HBP BLK WP HR S P ERA WHIP | IP WLS BF H R ER SO BB IBB HBP BLK WP HR S P ERA WHIP | IP WLS BF H R ER SO BB IBB HBP BLK WP HR S P ERA WHIP | IP WLS BF H R ER SO BB IBB HBP BLK WP HR S P ERA WHIP | IP WLS BF H R ER SO BB IBB HBP BLK WP HR S P ERA WHIP | IP WLS BF H R ER SO BB IBB HBP BLK WP HR S P ERA WHIP | IP WLS BF H R ER SO BB IBB HBP BLK WP HR S P ERA WHIP | IP WLS BF H R ER SO BB IBB HBP BLK WP HR S P ERA WHIP | IP WLS BF H R ER SO BB IBB HBP BLK WP HR S P ERA WHIP | IP WLS BF H R ER SO BB IBB HBP BLK WP HR S P ERA WHIP | IP WLS BF H R ER SO BB IBB HBP BLK WP HR S P ERA WHIP | IP WLS BF H R ER SO BB IBB HBP BLK WP HR S P ERA WHIP | IP WLS BF H R ER SO BB IBB HBP BLK WP HR S P ERA WHIP | IP WLS BF H R ER SO BB IBB HBP BLK WP HR S P ERA WHIP | IP WLS BF H R ER SO BB IBB HBP BLK WP HR S P ERA WHIP | IP WLS BF H R ER SO BB IBB HBP BLK WP HR S P ERA WHIP | IP WLS BF H R ER SO BB IBB HBP BLK WP HR S P ERA WHIP | IP WLS BF H R ER SO BB IBB HBP BLK WP HR S P ERA WHIP | IP WLS BF H R ER SO BB IBB HBP BLK WP HR S P ERA WHIP | IP WLS BF H R ER SO BB IBB HBP BLK WP HR S P ERA WHIP | IP WLS BF H R ER SO BB IBB HBP BLK WP HR S P ERA WHIP |

Tampa Bay Devil Rays @ Florida Marlins
Pro Player Stadium, Miami, FL
Fri Jun 20 2003, 7:35 PM EDT
Att: 12,515 - Cloudy - 82 F

AB 36
R 1
H 6
RBI 1
BB 2
SO 12
LOB 12




| Batter | 1 | 2 | 3 | 4 | 5 | 6 | 7 | 8 | 9 | 10 | 11 | AB | R | H | RBI | BB | SO | LOB | BOTTOM | | | |
|--|---|---|---|---|---|---|---|---|---|---|---|---|---|---|---|---|---|---|---|---|---|---|
| Juan Pierre, L OBP: 0.344, SLG: 0.362 (1, 8) | K | | | G3 | | G4-3 | | SH1-3 | | | 1B | 3 | 1 | 1 | 0 | 1 | 1 | 0 | | | | |
| Andy Fox, L OBP: 0.269, SLG: 0.303 (1, 4) | F8 | | | G3 | | F8 | | K | | | K | 5 | 0 | 0 | 1 | 0 | 2 | 2 | | | | |
| Ivan Rodriguez, R OBP: 0.385, SLG: 0.428 (1, 2) | P5 | | | G5-3 | | G5-3 | | G5-3 | | | 1B | 3 | 0 | 0 | 0 | 2 | 0 | 1 | | | | |
| Mike Lowell, R OBP: 0.356, SLG: 0.603 Mike Mordecai, R OBP: 0.320, SLG: 0.275 (9, PR) | | P4 | | FC6-4 | | FC6-4 | | SH3 | | | 1B | 1 | 0 | 0 | 0 | 3 | 0 | 0 | | | | |
| Juan Encarnacion, R OBP: 0.324, SLG: 0.459 (1, 9) | F9 | | | FC6-4 | | FC6-4 | | SH3 | | L4 | | 4 | 0 | 0 | 0 | 0 | 0 | 6 | | | | |
| Derrek Lee, R OBP: 0.375, SLG: 0.464 (1, 3) | | G5-3 | | | | | | | | | F9 | 3 | 0 | 0 | 0 | 1 | 0 | 0 | | | | |
| Alex Gonzalez, R OBP: 0.371, SLG: 0.599 (1, 6) | | | | F8 | | K | | G3-6-3 | | F4 | | 5 | 1 | 2 | 0 | 0 | 1 | 3 | | | | |
| Miguel Cabrera, R OBP: 0.200, SLG: 0.800 (1, 7) | | | | K | | F9 | | G3-6-3 | | G1-3 | | 5 | 1 | 1 | 2 | 0 | 1 | 4 | | | | |
| Mark Redman, L OBP: 0.311, SLG: 0.426 Braden Looper, R OBP: 0.333, SLG: 0.481 Brian Banks, S OBP: 0.333, SLG: 0.481 Armando Almanza, L OBP: 0.333, SLG: 0.481 (1, 1) | | | | K | | L7 | | SH1-3 | | | | 2 | 0 | 0 | 0 | 0 | 1 | 1 | | | | |
| Inning Stats | R: 0 E: 0 K: 1 S: 13 | H: 0 LOB: 0 BB: 0 P: 17 | R: 0 E: 0 K: 0 S: 6 | H: 0 LOB: 0 BB: 0 P: 12 | R: 0 E: 0 K: 2 S: 11 | H: 0 LOB: 0 BB: 0 P: 15 | R: 1 E: 0 K: 0 S: 10 | H: 1 LOB: 1 BB: 1 P: 15 | R: 0 E: 0 K: 0 S: 7 | H: 0 LOB: 2 BB: 2 P: 20 | R: 0 E: 0 K: 0 S: 3 | H: 1 LOB: 1 BB: 0 P: 7 | R: 0 E: 0 K: 2 S: 9 | H: 0 LOB: 2 BB: 2 P: 21 | R: 0 E: 0 K: 2 S: 16 | H: 1 LOB: 3 BB: 3 P: 31 | R: 2 E: 0 K: 0 S: 5 | H: 2 LOB: 0 BB: 0 P: 10 | 1B: 3 2B: 1 3B: 1 HR: 1 | SF: 0 SAC: 2 DP: 1 HBP: 1 | WP: 0 PB: 0 SB: 0 CS: 0 | PA: 44 |
| PITCHER | IP WLS BF H R ER SO BB IBB HBP BLK WP HR S P ERA WHIP | IP WLS BF H R ER SO BB IBB HBP BLK WP HR S P ERA WHIP | IP WLS BF H R ER SO BB IBB HBP BLK WP HR S P ERA WHIP | IP WLS BF H R ER SO BB IBB HBP BLK WP HR S P ERA WHIP | IP WLS BF H R ER SO BB IBB HBP BLK WP HR S P ERA WHIP | IP WLS BF H R ER SO BB IBB HBP BLK WP HR S P ERA WHIP | IP WLS BF H R ER SO BB IBB HBP BLK WP HR S P ERA WHIP | IP WLS BF H R ER SO BB IBB HBP BLK WP HR S P ERA WHIP | IP WLS BF H R ER SO BB IBB HBP BLK WP HR S P ERA WHIP | IP WLS BF H R ER SO BB IBB HBP BLK WP HR S P ERA WHIP | IP WLS BF H R ER SO BB IBB HBP BLK WP HR S P ERA WHIP | IP WLS BF H R ER SO BB IBB HBP BLK WP HR S P ERA WHIP | IP WLS BF H R ER SO BB IBB HBP BLK WP HR S P ERA WHIP | IP WLS BF H R ER SO BB IBB HBP BLK WP HR S P ERA WHIP | IP WLS BF H R ER SO BB IBB HBP BLK WP HR S P ERA WHIP | IP WLS BF H R ER SO BB IBB HBP BLK WP HR S P ERA WHIP | IP WLS BF H R ER SO BB IBB HBP BLK WP HR S P ERA WHIP | IP WLS BF H R ER SO BB IBB HBP BLK WP HR S P ERA WHIP | IP WLS BF H R ER SO BB IBB HBP BLK WP HR S P ERA WHIP | IP WLS BF H R ER SO BB IBB HBP BLK WP HR S P ERA WHIP | IP WLS BF H R ER SO BB IBB HBP BLK WP HR S P ERA WHIP | IP WLS BF H R ER SO BB IBB HBP BLK WP HR S P ERA WHIP |

Tampa Bay Devil Rays @ Florida Marlins
Pro Player Stadium, Miami, FL
Fri Jun 20 2003, 7:35 PM EDT
Att: 12,515 - Cloudy - 82 F

AB 34
R 3
H 6
RBI 3
BB 7
SO 7
LOB 17



| Batter | 1 | 2 | 3 | 4 | 5 | 6 | 7 | 8 | 9 | AB | R | H | RBI | BB | SO | LOB | TOP | |
|--|--|----------------------------------|--------------------------------------|--------------------------|---------------------------------------|--------------------------|--------------------------------------|-------------------------|--------------------------------------|-------------------------|--------------------------------------|-------------------------|-----|----|----|-----|---|--|
| Julio Lugo, R OBP: 0.310, SLG: 0.333 (1, 6) | G1-3 | | K | | | | | | | 2 | 0 | 0 | 0 | 0 | 1 | 1 | Tampa Bay Devil Rays @ Florida Marlins Pro Player Stadium, Miami, FL Sat Jun 21 2003, 6:05 PM EDT Att: 15,397 - Cloudy - 83 F | |
| Damian Rolls, R OBP: 0.303, SLG: 0.237 (1, 5) | 1B | | F7 | | | | | | | 2 | 0 | 1 | 0 | 0 | 0 | 0 | | |
| 5 Rocco Baldelli, R OBP: 0.352, SLG: 0.457 (1, 8) | FC4-6 | | | | L6 | | | | | 2 | 0 | 0 | 0 | 0 | 0 | 1 | | |
| Aubrey Huff, L OBP: 0.368, SLG: 0.566 (1, 9) | 1B | | | | K | | | | | 2 | 0 | 1 | 0 | 0 | 1 | 0 | | |
| Toby Hall, R OBP: 0.322, SLG: 0.377 (1, 2) | G4-3 | | | | P3 | | | | | 2 | 0 | 0 | 0 | 0 | 0 | 2 | | |
| Travis Lee, L OBP: 0.325, SLG: 0.423 (1, 3) | | | F8 | | | | | | | 2 | 0 | 0 | 0 | 0 | 0 | 0 | | |
| Terry Shumpert, R OBP: 0.278, SLG: 0.375 (1, 4) | | | P4 | | | | | | | 2 | 0 | 0 | 0 | 0 | 1 | 0 | | |
| 13 Carl Crawford, L OBP: 0.298, SLG: 0.332 (1, 7) | | | K | | | | | | | 2 | 0 | 0 | 0 | 0 | 1 | 0 | | |
| Jason Standridge, R (1, 1) | | | | | | | | | | 0 | 0 | 0 | 0 | 1 | 0 | 0 |  | |
| Jason Tyner, L (6, PH) OBP: 0.463, SLG: 0.446 | | | | | | | | | | 1 | 0 | 0 | 0 | 0 | 0 | 0 | | |
| Inning Stats | R: 0 H: 2 E: 0 K: 0 S: 11 | H: 2 LOB: 2 BB: 0 P: 19 | R: 0 H: 0 E: 0 K: 1 S: 8 | LOB: 0 BB: 0 P: 10 | R: 0 H: 0 E: 0 K: 1 S: 10 | LOB: 0 BB: 1 P: 19 | R: 0 H: 0 E: 0 K: 1 S: 7 | LOB: 0 BB: 0 P: 8 | R: 0 H: 0 E: 0 K: 1 S: 7 | LOB: 0 BB: 0 P: 9 | R: 0 H: 0 E: 0 K: 0 S: 2 | LOB: 0 BB: 0 P: 3 | | | | | | |
| PITCHER Dontrelle Willis, L ERA: 2.38 (1, 1) | IP: 5.0 WLS: W BF: 18 H: 2 R: 0 ER: 0 SO: 4 BB: 1 IBB: 0 HBP: 0 BLK: 0 WP: 0 HR: 0 S: 45 P: 68 ERA: 0.00 WHIP: 0.600 | | | | | | | | | | | | | | | | | |

| Batter | 1 | 2 | 3 | 4 | 5 | 6 | 7 | 8 | 9 | AB | R | H | RBI | BB | SO | LOB | BOTTOM | |
|--|--|----------------------------------|--------------------------------------|--------------------------|--------------------------------------|-------------------------|---------------------------------------|--------------------------|--------------------------------------|--------------------------|---|---|-----|----|----|-----|---|--|
| Juan Pierre, L OBP: 0.347, SLG: 0.363 (1, 8) | 1B | | G6-3 | | | | | | | 2 | 0 | 1 | 0 | 1 | 0 | 0 | Tampa Bay Devil Rays @ Florida Marlins Pro Player Stadium, Miami, FL Sat Jun 21 2003, 6:05 PM EDT Att: 15,397 - Cloudy - 83 F | |
| Luis Castillo, S OBP: 0.370, SLG: 0.400 (1, 4) | BB | | | | G4-3 | | | | | 2 | 0 | 1 | 0 | 1 | 0 | 0 | | |
| Ivan Rodriguez, R OBP: 0.387, SLG: 0.429 (1, 2) | F7 | | | | 1B | | | | | 2 | 1 | 1 | 0 | 0 | 0 | 1 | | |
| Mike Lowell, R OBP: 0.354, SLG: 0.599 (1, 5) | P3 | | | | P3 | | | | | 2 | 0 | 0 | 0 | 0 | 0 | 2 | | |
| Juan Encarnacion, R OBP: 0.325, SLG: 0.462 (1, 9) | | | P3 | | 2B | | | | | 2 | 1 | 1 | 1 | 0 | 0 | 0 | | |
| Derek Lee, R OBP: 0.376, SLG: 0.468 (1, 3) | G6-3 | | | | 2B | | | | | 2 | 0 | 1 | 1 | 0 | 0 | 0 | | |
| Alex Gonzalez, R OBP: 0.368, SLG: 0.594 (1, 6) | P2 | | | | K | | | | | 2 | 0 | 0 | 0 | 0 | 1 | 1 | | |
| Miguel Cabrera, R OBP: 0.143, SLG: 0.571 (1, 7) | | | K2-3 | | | | | | | 2 | 0 | 0 | 0 | 0 | 1 | 0 | | |
| Dontrelle Willis, L OBP: 0.182, SLG: 0.333 (1, 1) | G1-3 | | | | F7 | | | | | 2 | 0 | 0 | 0 | 0 | 0 | 0 | | |
| Inning Stats | R: 0 H: 1 E: 0 K: 0 S: 6 | H: 1 LOB: 1 BB: 1 P: 16 | R: 0 H: 0 E: 0 K: 0 S: 6 | LOB: 0 BB: 0 P: 11 | R: 0 H: 0 E: 0 K: 1 S: 7 | LOB: 0 BB: 0 P: 9 | R: 2 H: 3 E: 0 K: 1 S: 12 | LOB: 1 BB: 0 P: 17 | R: 0 H: 1 E: 0 K: 0 S: 7 | LOB: 1 BB: 1 P: 14 | | | | | | | | |
| PITCHER Jason Standridge, R ERA: 4.32 (1, 1) | IP: 5.0 WLS: L BF: 20 H: 5 R: 2 ER: 2 SO: 2 BB: 2 IBB: 0 HBP: 0 BLK: 0 WP: 0 HR: 0 S: 38 P: 67 ERA: 3.60 WHIP: 1.400 | | | | | | | | | | | | | | | | | |

| | |
|-----|----|
| AB | 17 |
| R | 0 |
| H | 2 |
| RBI | 0 |
| BB | 1 |
| SO | 4 |
| LOB | 4 |

| | |
|-----|----|
| AB | 18 |
| R | 2 |
| H | 5 |
| RBI | 2 |
| BB | 2 |
| SO | 2 |
| LOB | 4 |

| Batter | 1 | 2 | 3 | 4 | 5 | 6 | 7 | 8 | 9 | AB | R | H | RBI | BB | SO | LOB | TOP | | | | | | | | | | |
|---|---------------------------------------|----------------------------------|--------------------------------------|----------------------------------|---------------------------------------|----------------------------------|--------------------------------------|----------------------------------|---------------------------------------|----------------------------------|---------------------------------------|----------------------------------|---------------------------------------|----------------------------------|---------------------------------------|----------------------------------|---|----------------------------------|----------------------------------|------------------------------------|-------------------------|--------|--|--|--|--|--|
| Julio Lugo, R (1, 6) OBP: 0.314, SLG: 0.337 | F9 | | | K | | | | 5B 1B | | 4 | 1 | 2 | 0 | 0 | 1 | 0 | Tampa Bay Devil Rays @ Florida Marlins Pro Player Stadium, Miami, FL Sun Jun 22 2003, 1:35 PM EDT Att: 10,392 - Cloudy - 85 F | | | | | | | | | | |
| 13 Carl Crawford, L (1, 7) OBP: 0.294, SLG: 0.327 | G5-3 | | | G4-3 | | B2 | | K | | 4 | 0 | 0 | 0 | 0 | 1 | 2 | | | | | | | | | | | |
| 5 Rocco Baldelli, R (1, 8) OBP: 0.351, SLG: 0.454 | F9 | | | K | | F8 | | 1B | | 4 | 0 | 1 | 0 | 0 | 1 | 1 | | | | | | | | | | | |
| Aubrey Huff, L (1, 9) OBP: 0.366, SLG: 0.562 | | G6-3 | | | G6-3 | K | | 1B | | 4 | 0 | 1 | 1 | 0 | 1 | 1 | | | | | | | | | | | |
| Travis Lee, L (1, 3) OBP: 0.328, SLG: 0.434 | | K | | | 1B 2B | | BLK 2B | | G4-3 | 4 | 1 | 2 | 0 | 0 | 1 | 2 | | | | | | | | | | | |
| Marlon Anderson, L (1, 4) OBP: 0.326, SLG: 0.357 | | F8 | | | 1B | | P5 | | K | 4 | 0 | 1 | 0 | 0 | 1 | 1 | | | | | | | | | | | |
| Damian Rolls, R (1, 5) OBP: 0.300, SLG: 0.238 | | | F9 | | 1B | | G4-3 | | G6-3 | 4 | 0 | 1 | 1 | 0 | 0 | 1 | | | | | | | | | | | |
| Javier Valentin, S (1, 2) OBP: 0.250, SLG: 0.325 | | | F8 | | 1B | | K | | G6-3 | 3 | 0 | 1 | 0 | 0 | 1 | 1 | | | | | | | | | | | |
| Ben Grieve, L (9, PH) OBP: 0.376, SLG: 0.377 | | | | | 1B | | K | | G6-3 | 1 | 0 | 0 | 0 | 0 | 0 | 0 | | | | | | | | | | | |
| Geremi Gonzalez, R (1, 1) OBP: 0.397, SLG: 0.439 | | | K | | | | F9 | | F8 | 2 | 0 | 0 | 0 | 0 | 1 | 2 | | | | | | | | | | | |
| Jason Tyner, L (8, PH) OBP: 0.397, SLG: 0.439 | | | | | | | | | | 1 | 0 | 0 | 0 | 0 | 0 | 0 | | | | | | | | | | | |
| Jesus Colome, R (8, 1) | | | | | | | | | | 0 | 0 | 0 | 0 | 0 | 0 | 0 | | | | | | | | | | | |
| Inning Stats | R: 0 H: 0 E: 0 K: 0 S: 11 | H: 0 LOB: 0 BB: 0 P: 17 | R: 0 H: 0 E: 0 K: 1 S: 7 | H: 0 LOB: 0 BB: 0 P: 13 | R: 0 H: 0 E: 0 K: 1 S: 11 | H: 0 LOB: 0 BB: 0 P: 16 | R: 0 H: 0 E: 0 K: 2 S: 9 | H: 0 LOB: 0 BB: 0 P: 11 | R: 1 H: 4 E: 0 K: 0 S: 15 | H: 4 LOB: 2 BB: 0 P: 22 | R: 0 H: 1 E: 0 K: 1 S: 10 | H: 1 LOB: 1 BB: 0 P: 14 | R: 0 H: 1 E: 0 K: 1 S: 11 | H: 1 LOB: 1 BB: 0 P: 17 | R: 1 H: 3 E: 0 K: 1 S: 18 | H: 3 LOB: 2 BB: 0 P: 25 | R: 0 H: 0 E: 0 K: 1 S: 7 | H: 0 LOB: 0 BB: 0 P: 10 | 1B: 7 2B: 2 3B: 0 HR: 0 | SF: 0 SAC: 0 DP: 0 HBP: 0 | WP: 0 PB: 0 CS: 0 | PA: 35 | | | | | |
| PITCHER | IP | WLS | BF | H | R | ER | SO | BB | IBB | HBP | BLK | WP | HR | S | P | ERA | WHIP | | | | | | | | | | |
| Carl Pavano, R (1, 1) ERA: 4.21 | 7.1 | W | 28 | 7 | 2 | 2 | 6 | 0 | 0 | 0 | 1 | 0 | 0 | 79 | 117 | 2.46 | 0.955 | | | | | | | | | | |
| Armando Almanza, L (8, 1) ERA: 4.53 | 0.1 | H | 1 | 0 | 0 | 0 | 1 | 0 | 0 | 0 | 0 | 0 | 0 | 6 | 9 | 0.00 | 0.000 | | | | | | | | | | |
| Braden Looper, R (8, 1) ERA: 2.38 | 1.1 | S | 6 | 2 | 0 | 0 | 1 | 0 | 0 | 0 | 0 | 0 | 0 | 14 | 19 | 0.00 | 1.500 | | | | | | | | | | |

| Batter | 1 | 2 | 3 | 4 | 5 | 6 | 7 | 8 | 9 | AB | R | H | RBI | BB | SO | LOB | BOTTOM | | | | | | | | | | |
|---|--------------------------------------|----------------------------------|--------------------------------------|---------------------------------|---------------------------------------|----------------------------------|--------------------------------------|----------------------------------|--------------------------------------|---------------------------------|--------------------------------------|----------------------------------|---------------------------------------|----------------------------------|--------------------------------------|----------------------------------|---|------------------------------------|-------------------------|--------|--|--|--|--|--|--|--|
| Juan Pierre, L (1, 8) OBP: 0.344, SLG: 0.361 | B1-3 | | SF7 | | | G3 | | | | 2 | 0 | 0 | 1 | 0 | 0 | 0 | Tampa Bay Devil Rays @ Florida Marlins Pro Player Stadium, Miami, FL Sun Jun 22 2003, 1:35 PM EDT Att: 10,392 - Cloudy - 85 F | | | | | | | | | | |
| Luis Castillo, S (1, 4) OBP: 0.366, SLG: 0.396 | G5-3 | | G4-3 | | | F7 | | | | 3 | 0 | 0 | 0 | 0 | 0 | 0 | | | | | | | | | | | |
| Ivan Rodriguez, R (1, 2) OBP: 0.362, SLG: 0.423 | G5-3 | | | | F9 | | K | | | 3 | 0 | 0 | 0 | 0 | 1 | 0 | | | | | | | | | | | |
| Mike Lowell, R (1, 5) OBP: 0.354, SLG: 0.606 | | F8 | | | F8 | | HR | | | 3 | 1 | 1 | 1 | 0 | 0 | 0 | | | | | | | | | | | |
| Juan Encarnacion, R (1, 9) OBP: 0.322, SLG: 0.458 | | | | | | | | | | 3 | 0 | 0 | 0 | 0 | 1 | 0 | | | | | | | | | | | |
| Brian Banks, S (8, 9) OBP: 0.333, SLG: 0.461 | | G4-3 | | | | | K | | | 0 | 0 | 0 | 0 | 0 | 0 | 0 | | | | | | | | | | | |
| Braden Looper, R (8, 1) | | | | | F9 | | | | | 0 | 0 | 0 | 0 | 0 | 0 | 0 | | | | | | | | | | | |
| Derek Lee, R (1, 3) OBP: 0.373, SLG: 0.463 | | F8 | | | P3 | | G6-3 | | | 3 | 0 | 0 | 0 | 0 | 0 | 0 | | | | | | | | | | | |
| Alex Gonzalez, R (1, 6) OBP: 0.368, SLG: 0.590 | | | | | | F7 | | K | | 2 | 1 | 0 | 0 | 1 | 1 | 0 | | | | | | | | | | | |
| Miguel Cabrera, R (1, 7) OBP: 0.200, SLG: 0.700 | | | | | | | | K | | 3 | 1 | 1 | 1 | 0 | 1 | 0 | | | | | | | | | | | |
| Carl Pavano, R (1, 1) OBP: 0.094, SLG: 0.129 | | | | | | | | | | 2 | 0 | 0 | 0 | 0 | 2 | 1 | | | | | | | | | | | |
| Armando Almanza, L (8, 1) | | | | | | | | | | 0 | 0 | 0 | 0 | 0 | 0 | 0 | | | | | | | | | | | |
| Todd Hollandsworth, L (8, 9) OBP: 0.309, SLG: 0.424 | | | | | | K | | K | | 1 | 0 | 0 | 0 | 0 | 1 | 0 | | | | | | | | | | | |
| Inning Stats | R: 0 H: 0 E: 0 K: 0 S: 7 | H: 0 LOB: 0 BB: 0 P: 10 | R: 0 H: 0 E: 0 K: 0 S: 6 | H: 0 LOB: 0 BB: 0 P: 8 | R: 2 H: 1 E: 0 K: 1 S: 18 | H: 1 LOB: 0 BB: 1 P: 29 | R: 0 H: 0 E: 0 K: 0 S: 9 | H: 0 LOB: 0 BB: 0 P: 18 | R: 0 H: 0 E: 0 K: 1 S: 4 | H: 0 LOB: 0 BB: 0 P: 7 | R: 0 H: 0 E: 0 K: 1 S: 8 | H: 0 LOB: 0 BB: 0 P: 12 | R: 1 H: 1 E: 0 K: 2 S: 12 | H: 1 LOB: 0 BB: 0 P: 22 | R: 0 H: 0 E: 0 K: 3 S: 9 | H: 0 LOB: 0 BB: 0 P: 13 | 1B: 0 2B: 0 3B: 1 HR: 1 | SF: 1 SAC: 0 DP: 0 HBP: 0 | WP: 0 PB: 0 CS: 0 | PA: 27 | | | | | | | |
| PITCHER | IP | WLS | BF | H | R | ER | SO | BB | IBB | HBP | BLK | WP | HR | S | P | ERA | WHIP | | | | | | | | | | |
| Geremi Gonzalez, R (1, 1) ERA: 3.12 | 7.0 | L | 24 | 2 | 3 | 3 | 4 | 1 | 0 | 0 | 0 | 0 | 0 | 64 | 106 | 3.86 | 0.429 | | | | | | | | | | |
| Jesus Colome, R (8, 1) ERA: 3.63 | 1.0 | | 3 | 0 | 0 | 0 | 3 | 0 | 0 | 0 | 0 | 0 | 0 | 9 | 13 | 0.00 | 0.000 | | | | | | | | | | |

| Batter | 1 | 2 | 3 | 4 | 5 | 6 | 7 | 8 | 9 | AB | R | H | RBI | BB | SO | LOB | TOP | | | | | | | | | | | | | | | | |
|---|-------------------------------|----------------------------------|-------------------------------------|----------------------------------|-------------------------------|---|-------------------------------|----------------------------------|-------------------------------------|----------------------------------|-------------------------------|---|-------------------------------|----------------------------------|-------------------------------------|----------------------------------|--|--|------------------------------------|-----------------------------------|-------------------------------------|---------------------------------|--------------------------|---|----------------------------|--------------------------------|-------------------------------------|---------------------------------|--------------------------|--|--|--|--|
| Alfonso Soriano, R OBP: 0.343, SLG: 0.521 (1, 4) | 4-1 55 BB 2 SH1-3 BB | 0-0 2 FC3-6 1B | 2-1 F9 | | 0-2 G4-3 | | 0-2 G4-3 | | 1-2 F8 | 5 | 0 | 1 | 0 | 1 | 0 | 0 | New York Yankees @ Tampa Bay Devil Rays Tropicana Field, St. Petersburg, FL Tue Jun 24 2003, 7:15 PM EDT Att: 16,300 - Dome - 72 F livebaseballscorecards.com | | | | | | | | | | | | | | | | |
| 2 Derek Jeter, R OBP: 0.331, SLG: 0.420 (1, 6) | 0-0 SH1-3 | 1-0 FC3-6 25 1B | | 4-2 20 BB 55 1B | 1-2 | | | | 2-1 2B HBP | 3 | 3 | 2 | 0 | 1 | 0 | 2 | | | | | | | | | | | | | | | | | |
| 25 Jason Giambi, L OBP: 0.403, SLG: 0.516 (1, 3) Todd Zeile, R OBP: 0.286, SLG: 0.363 (7, PH) (7, 3) | 4-1 55 BB | 1-1 55 1B 20 1B | | 0-0 55 1B 20 BB | 0-0 G3 | | | | 3-2 BB 1-H 2B | 3 | 1 | 2 | 1 | 1 | 0 | 1 | | | | | | | | | | | | | | | | | |
| 20 Jorge Posada, S OBP: 0.402, SLG: 0.511 (1, 10) | 3-1 F7 | 2-0 55 1B | | 4-1 1B 55 1B | | 2-1 F7 WP 1B | | 3-2 F7 | 1-3 K | 5 | 0 | 2 | 1 | 1 | 1 | 3 | | | | | | | | | | | | | | | | | |
| 55 Hideki Matsui, L OBP: 0.348, SLG: 0.435 (1, 8) | 4-2 1-2 BB | 0-1 1-2 1B | | 1-1 1B | | 0-0 L6 | | 3-1 F8 | 2-2 BB HBP | 4 | 0 | 2 | 1 | 1 | 0 | 1 | | | | | | | | | | | | | | | | | |
| Robin Ventura, L OBP: 0.351, SLG: 0.433 (1, 5) | 1-3 K | 1-3 K | | 1-2 2-3 3-H 1B | | 4-2 F7 BB | | 2-1 F8 | 4-2 1-2 2-3 BB | 4 | 0 | 1 | 1 | 2 | 2 | 6 | | | | | | | | | | | | | | | | | |
| Raul Mondesi, R OBP: 0.347, SLG: 0.497 (1, 9) | | | | | | | | | | 5 | 2 | 1 | 0 | 1 | 1 | 11 | | | | | | | | | | | | | | | | | |
| John Flaherty, R OBP: 0.291, SLG: 0.396 (1, 2) | | 2-2 1-H HR | | 0-0 P4 | | 0-0 G6-4-3 | | 2-2 F9 | 1-2 HR 1B | 5 | 2 | 2 | 2 | 0 | 0 | 5 | | | | | | | | | | | | | | | | | |
| Juan Rivera, R OBP: 0.284, SLG: 0.362 (1, 7) | 1-2 FC3-6 25 1B | 1-1 G6-3 | | | | 2-2 P4 | | 2-0 F9 | 1-2 1-H 3-H HR | 5 | 2 | 2 | 3 | 0 | 0 | 0 | | | | | | | | | | | | | | | | | |
| Inning Stats | R: 0 E: 0 K: 1 S: 11 | H: 0 LOB: 3 BB: 3 P: 27 | R: 4 E: 0 K: 1 S: 29 | H: 6 LOB: 3 BB: 1 P: 44 | R: 0 E: 0 K: 0 S: 5 | H: 0 LOB: 0 BB: 0 P: 8 | R: 2 E: 0 K: 1 S: 15 | H: 3 LOB: 2 BB: 2 P: 26 | R: 0 E: 0 K: 0 S: 9 | H: 1 LOB: 1 BB: 1 P: 17 | R: 0 E: 0 K: 0 S: 6 | H: 1 LOB: 1 BB: 0 P: 8 | R: 0 E: 0 K: 0 S: 7 | H: 0 LOB: 0 BB: 0 P: 15 | R: 4 E: 0 K: 1 S: 29 | H: 4 LOB: 3 BB: 1 P: 46 | | 1B: 12 2B: 2 3B: 0 HR: 2 | SF: 0 SAC: 1 DP: 1 HBP: 2 | WP: 1 BS: 0 CS: 0 | PA: 52 | | | | | | | | | | | | |
| PITCHER Dewon Brazelton, R ERA: 6.89 (1, 1) | IP: 1.0 WLS: 0 BF: 9 | H: 2 R: 3 ER: 3 SO: 1 | BB: 4 IBB: 0 HBP: 0 BLK: 0 | WP: 0 HR: 1 S: 21 P: 44 | ERA: 27.00 WHIP: 6.000 | PITCHER Mike Venafro, L ERA: 4.74 (9, 1) | IP: 0.0 WLS: 0 BF: 2 | H: 0 R: 0 ER: 0 SO: 0 | BB: 1 IBB: 0 HBP: 1 BLK: 0 | WP: 0 HR: 0 S: 7 P: 13 | ERA: 0.00 WHIP: 0.000 | PITCHER Jesus Colome, R ERA: 3.6 (9, 1) | IP: 0.1 WLS: 1 BF: 0 | H: 0 R: 0 ER: 0 SO: 0 | BB: 0 IBB: 0 HBP: 0 BLK: 0 | WP: 0 HR: 0 S: 3 P: 5 | ERA: 0.00 WHIP: 0.000 | | | | | | | | | | | | | | | | |
| Jorge Sosa, R ERA: 5.57 (2, 1) | IP: 2.0 WLS: 15 BF: 7 | H: 3 R: 3 ER: 3 SO: 1 | BB: 2 IBB: 0 HBP: 0 BLK: 0 | WP: 0 HR: 0 S: 33 P: 54 | ERA: 13.50 WHIP: 4.500 | Brandon Backe, R ERA: 5.4 (4, 1) | IP: 4.0 WLS: 15 BF: 3 | H: 0 R: 0 ER: 0 SO: 1 | BB: 0 IBB: 0 HBP: 0 BLK: 0 | WP: 0 HR: 0 S: 32 P: 46 | ERA: 0.00 WHIP: 1.000 | Al Levine, R ERA: 1.98 (8, 1) | IP: 1.0 WLS: H BF: 3 | H: 0 R: 0 ER: 0 SO: 0 | BB: 0 IBB: 0 HBP: 0 BLK: 0 | WP: 0 HR: 0 S: 7 P: 15 | ERA: 0.00 WHIP: 0.000 | | | | | | | | | | | | | | | | |
| Lance Carter, R ERA: 3.57 (9, 1) | IP: 0.2 WLS: L BF: 7 | H: 4 R: 4 ER: 4 SO: 1 | BB: 0 IBB: 0 HBP: 1 BLK: 0 | WP: 0 HR: 1 S: 19 P: 28 | ERA: 54.00 WHIP: 6.000 | | | | | | | | | | | | | | | | | | | | | | | | | | | | |
| Batter | 1 | 2 | 3 | 4 | 5 | 6 | 7 | 8 | 9 | AB | R | H | RBI | BB | SO | LOB | BOTTOM | | | | | | | | | | | | | | | | |
| Julio Lugo, R OBP: 0.310, SLG: 0.337 (1, 6) | 0-1 F9 | 0-1 E6 5 S | | 3-2 G6-4-3 1B | | 3-2 G3 | 1-0 E5 | | | 5 | 0 | 1 | 0 | 0 | 0 | 2 | New York Yankees @ Tampa Bay Devil Rays Tropicana Field, St. Petersburg, FL Tue Jun 24 2003, 7:15 PM EDT Att: 16,300 - Dome - 72 F livebaseballscorecards.com | | | | | | | | | | | | | | | | |
| 5 Rocco Baldelli, R OBP: 0.344, SLG: 0.454 (1, 8) | 0-1 HR | 1-1 P3 | | 0-2 G6-4-3 | | 1-0 F9 | 2-2 P6 | | | 5 | 1 | 1 | 1 | 0 | 0 | 5 | | | | | | | | | | | | | | | | | |
| Aubrey Huff, L OBP: 0.365, SLG: 0.558 (1, 9) | 1-2 BB 1B | | 1-1 F8 | | 0-0 F8 | | 3-2 BB HR 1B | 2-2 G3-1 | | 5 | 1 | 2 | 0 | 0 | 0 | 0 | | | | | | | | | | | | | | | | | |
| Ben Grieve, L OBP: 0.383, SLG: 0.370 (1, 10) | 4-2 BB | | 3-2 1B G3 1B | | 1-1 G3 | | 4-1 HR BB | 1-0 G4-3 | | 3 | 2 | 1 | 0 | 2 | 0 | 0 | | | | | | | | | | | | | | | | | |
| Travis Lee, L OBP: 0.325, SLG: 0.425 (1, 3) | 0-0 F9 | | 2-1 G3 1B | | 2-2 L6 | | 4-2 HR BB | 2-2 G4-3 | | 4 | 1 | 1 | 0 | 1 | 0 | 2 | | | | | | | | | | | | | | | | | |
| Toby Hall, R OBP: 0.318, SLG: 0.371 (1, 2) Jason Tyner, L OBP: 0.391, SLG: 0.431 (7, PH) Javier Valentin, S OBP: 0.259, SLG: 0.333 (8, 2) | 1-2 P6 | | 0-0 G3 1B | | | 1-2 F7 | 1-3 K | | 1-1 G4-3 1B | 3 | 0 | 1 | 0 | 0 | 0 | 2 | | | | | | | | | | | | | | | | | |
| Marlon Anderson, L OBP: 0.333, SLG: 0.377 (1, 4) | | 0-1 E 2B | 1-1 G3 | | 1-0 BB 13 1B | | 2-0 HR | 0-0 G4-3 | | 5 | 3 | 3 | 5 | 0 | 0 | 3 | | | | | | | | | | | | | | | | | |
| Damian Rolls, R OBP: 0.333, SLG: 0.362 (1, 5) | | 3-2 G5-3 | 1-2 G5-3 | | 4-1 G3 13 1B | | 1-2 G6-3 | | 4-0 BB | 3 | 0 | 0 | 0 | 2 | 0 | 3 | | | | | | | | | | | | | | | | | |
| 13 Carl Crawford, L OBP: 0.293, SLG: 0.325 (1, 7) | | 2-3 K | | 0-1 G4-3 | | 2-2 G3 1B | 0-0 S E 1B | | 1-3 K | 5 | 1 | 2 | 1 | 0 | 2 | 2 | | | | | | | | | | | | | | | | | |
| Inning Stats | R: 1 E: 0 K: 0 S: 14 | H: 2 LOB: 2 BB: 1 P: 20 | R: 1 E: 1 K: 1 S: 12 | H: 1 LOB: 0 BB: 0 P: 18 | R: 1 E: 0 K: 0 S: 16 | H: 3 LOB: 2 BB: 0 P: 24 | R: 0 E: 0 K: 0 S: 10 | H: 1 LOB: 0 BB: 0 P: 13 | R: 0 E: 0 K: 0 S: 6 | H: 0 LOB: 0 BB: 0 P: 9 | R: 1 E: 0 K: 1 S: 14 | H: 2 LOB: 1 BB: 2 P: 26 | R: 5 E: 1 K: 1 S: 22 | H: 3 LOB: 1 BB: 2 P: 40 | R: 0 E: 0 K: 0 S: 8 | H: 0 LOB: 0 BB: 0 P: 13 | | R: 0 E: 0 K: 1 S: 6 | H: 1 LOB: 1 BB: 1 P: 12 | 1B: 10 2B: 1 3B: 0 HR: 2 | SF: 0 SAC: 0 DP: 2 HBP: 0 | WP: 0 BS: 0 CS: 0 | PA: 45 | | | | | | | | | | |
| PITCHER Jeff Weaver, R ERA: 5.73 (1, 1) | IP: 5.1 WLS: 27 BF: 9 | H: 4 R: 3 ER: 3 SO: 0 | BB: 2 IBB: 0 HBP: 0 BLK: 0 | WP: 0 HR: 1 S: 12 P: 27 | ERA: 5.06 WHIP: 2.062 | PITCHER Chris Hammond, L ERA: 3.45 (6, 1) | IP: 0.2 WLS: H BF: 5 | H: 1 R: 3 ER: 3 SO: 0 | BB: 0 IBB: 0 HBP: 0 BLK: 0 | WP: 0 HR: 0 S: 12 P: 27 | ERA: 40.50 WHIP: 4.500 | Al Reyes, R ERA: 4.05 (7, 1) | IP: 1.0 WLS: B BF: 6 | H: 2 R: 2 ER: 1 SO: 1 | BB: 0 IBB: 0 HBP: 0 BLK: 0 | WP: 0 HR: 0 S: 15 P: 22 | ERA: 9.00 WHIP: 2.000 | Jason Anderson, R ERA: 4.24 (8, 1) | IP: 1.0 WLS: W BF: 3 | H: 0 R: 0 ER: 0 SO: 0 | BB: 0 IBB: 0 HBP: 0 BLK: 0 | WP: 0 HR: 0 S: 8 P: 13 | ERA: 0.00 WHIP: 0.000 | 42 Mariano Rivera, R ERA: 1.48 (9, 1) | IP: 1.0 WLS: S BF: 4 | H: 1 R: 0 ER: 0 SO: 1 | BB: 1 IBB: 0 HBP: 0 BLK: 0 | WP: 0 HR: 0 S: 6 P: 12 | ERA: 0.00 WHIP: 2.000 | | | | |

| Batter | 1 | 2 | 3 | 4 | 5 | 6 | 7 | 8 | 9 | AB | R | H | RBI | BB | SO | LOB | TOP | | | |
|---|---------------------------------------|---------------------------------------|---------------------------------------|---------------------------------------|---------------------------------------|---------------------------------------|---------------------------------------|---------------------------------------|---------------------------------------|---------------------------------------|---------------------------------------|---------------------------------------|---------------------------------------|---------------------------------------|---------------------------------------|---------------------------------------|--|------------------------------------|-------------------------|--------|
| Alfonso Soriano, R (1,4) OBP: 0.338, SLG: 0.512 | G6-3 1B | | G6-3 | FC1-2 20 BB | | G5-3 | | K | K | 6 | 1 | 0 | 0 | 0 | 2 | 8 | New York Yankees @ Tampa Bay Devil Rays Tropicana Field, St. Petersburg, FL Wed Jun 25 2003, 7:05 PM EDT Att: 16,770 - Dome - 72 F livebaseballscorecards.com | | | |
| 2 Derek Jeter, R (1,6) OBP: 0.339, SLG: 0.422 | G6-3 55 2B | | F7 | 20 BB 55 BB | | F7 | | 25 HBP BB | | 4 | 2 | 2 | 2 | 1 | 0 | 0 | | | | |
| 25 Jason Giambi, L (1,3) OBP: 0.406, SLG: 0.512 | G6-3 | | | 55 BB 20 BB | | G3 | | | | 2 | 0 | 0 | 1 | 2 | 0 | 1 | | | | |
| 20 Jorge Posada, S (1,2) OBP: 0.402, SLG: 0.504 | G6-3 55 2B | | K | 55 BB | | | | L9 | P4 | 3 | 1 | 0 | 1 | 2 | 1 | 4 | | | | |
| 55 Hideki Matsui, L (1,8) OBP: 0.355, SLG: 0.441 | | | | | | | | | G1-3 | 3 | 1 | 2 | 3 | 2 | 0 | 0 | | | | |
| Ruben Sierra, S (1,10) OBP: 0.381, SLG: 0.457 Todd Zeile, R (9, PR) OBP: 0.286, SLG: 0.363 | G4-3 | | | | | | | | G4-6-3 | 4 | 0 | 0 | 0 | 1 | 1 | 6 | | | | |
| | | | | | | | | | | 0 | 0 | 0 | 0 | 0 | 0 | 0 | | | | |
| Robin Ventura, L (1,5) OBP: 0.352, SLG: 0.434 | | | G5-3 | 1B FC1-2 2B | | G3 | | 2 WP 25 HBP BB | F7 | 4 | 1 | 1 | 1 | 1 | 0 | 1 | | | | |
| Raul Mondesi, R (1,9) OBP: 0.351, SLG: 0.495 | | | P6 | FC1-2 2 1B BB | | G5-3 | | 25 HBP 2 WP 1B | BB | 3 | 1 | 1 | 0 | 2 | 0 | 0 | | | | |
| Juan Rivera, R (1,7) OBP: 0.290, SLG: 0.357 | | | G5-3 | 1-2 2-3 1B | | G5-3 | | K | BB | 4 | 1 | 1 | 0 | 1 | 1 | 2 | | | | |
| Inning Stats | R: 2 E: 0 K: 0 S: 15 | H: 2 LOB: 1 BB: 1 P: 23 | R: 0 E: 0 K: 0 S: 6 | H: 0 LOB: 0 BB: 0 P: 8 | R: 0 E: 0 K: 1 S: 9 | H: 0 LOB: 1 BB: 1 P: 17 | R: 5 E: 0 K: 1 S: 18 | H: 3 LOB: 3 BB: 5 P: 44 | R: 0 E: 0 K: 0 S: 4 | H: 0 LOB: 0 BB: 0 P: 8 | R: 0 E: 0 K: 0 S: 6 | H: 1 LOB: 0 BB: 0 P: 11 | R: 1 E: 0 K: 2 S: 17 | H: 1 LOB: 3 BB: 2 P: 30 | R: 0 E: 0 K: 1 S: 12 | H: 0 LOB: 3 BB: 3 P: 27 | 1B: 5 2B: 2 3B: 0 HR: 0 | SF: 0 SAC: 0 DP: 1 HBP: 1 | WP: 1 PB: 1 CS: 0 | PA: 46 |
| PITCHER | IP WLS BF H R ER SO | IP WLS BF H R ER SO | IP WLS BF H R ER SO | IP WLS BF H R ER SO | IP WLS BF H R ER SO | IP WLS BF H R ER SO | IP WLS BF H R ER SO | IP WLS BF H R ER SO | IP WLS BF H R ER SO | IP WLS BF H R ER SO | IP WLS BF H R ER SO | IP WLS BF H R ER SO | IP WLS BF H R ER SO | IP WLS BF H R ER SO | IP WLS BF H R ER SO | IP WLS BF H R ER SO | ERA WHIP | ERA WHIP | | |
| Rob Bell, R (1,1) ERA: 9.69 | 3.2 L | 20 5 | 7 7 | 1 1 | 3 5 | 0 0 | 0 0 | 0 0 | 0 0 | 0 0 | 41 26 | 71 54 | 17.18 0.00 | 2.455 1.200 | | | | | | |
| Al Levine, R (4,1) ERA: 1.92 | 3.1 | 13 1 | 0 0 | 1 3 | 0 0 | 0 0 | 0 0 | 0 0 | 0 0 | 26 57 | 54 4.50 | 0.00 3.000 | 1.200 | | | | | | | |
| Jesus Colome, R (8,1) ERA: 3.64 | 2.0 | 13 1 | 1 1 | 1 3 | 0 0 | 1 0 | 0 1 | 0 0 | 1 0 | 29 57 | 57 4.50 | 3.000 | 3.000 | | | | | | | |

| Batter | 1 | 2 | 3 | 4 | 5 | 6 | 7 | 8 | 9 | AB | R | H | RBI | BB | SO | LOB | BOTTOM | | | | | |
|---|---------------------------------------|---------------------------------------|---------------------------------------|---------------------------------------|---------------------------------------|---------------------------------------|---------------------------------------|---------------------------------------|---------------------------------------|---------------------------------------|---------------------------------------|---------------------------------------|---------------------------------------|---------------------------------------|---------------------------------------|---------------------------------------|--|---------------------------------|----------------------------------|------------------------------------|-------------------------|--------|
| Julio Lugo, R (1,6) OBP: 0.317, SLG: 0.343 | G1-3 5 G1-3 1B | | E4 HR | | E1 | | FC6-4 1-2 | | G4-3 | 5 | 1 | 3 | 0 | 0 | 0 | 1 | New York Yankees @ Tampa Bay Devil Rays Tropicana Field, St. Petersburg, FL Wed Jun 25 2003, 7:05 PM EDT Att: 16,770 - Dome - 72 F livebaseballscorecards.com | | | | | |
| Damian Rolis, R (1,5) OBP: 0.341, SLG: 0.411 | K | | HR | | 5 3B | | F9 | | | 4 | 2 | 2 | 2 | 0 | 1 | 2 | | | | | | |
| 5 Rocco Baldelli, R (1,8) OBP: 0.343, SLG: 0.458 | G1-3 | | F8 | | 1H 3B | | | F9 | | 4 | 0 | 1 | 1 | 0 | 0 | 1 | | | | | | |
| Aubrey Huff, L (1,9) OBP: 0.364, SLG: 0.557 | L4 | | K | | G4-3 | | | 1B SF9 2B | | 4 | 1 | 1 | 0 | 0 | 1 | 2 | | | | | | |
| Toby Hall, R (1,2) OBP: 0.316, SLG: 0.369 | | | G5-3 | | P6 | | P3 | | | 4 | 0 | 1 | 0 | 0 | 0 | 0 | | | | | | |
| Travis Lee, L (1,3) OBP: 0.320, SLG: 0.419 | | | G6-3 | | K | | F8 | | SF9 | 3 | 0 | 0 | 1 | 0 | 1 | 0 | | | | | | |
| Antonio Perez, R (1,4) OBP: 0.286, SLG: 0.286 | | | K2-3 | | 1B | | K | | K | 4 | 0 | 1 | 0 | 0 | 3 | 1 | | | | | | |
| Ben Grieve, L (1,10) OBP: 0.373, SLG: 0.358 | | | K | | F8 | | F7 | | K | 4 | 0 | 0 | 0 | 0 | 2 | 1 | | | | | | |
| Terry Shumpert, R (1,7) OBP: 0.293, SLG: 0.379 Marlon Anderson, L (9, PH) OBP: 0.332, SLG: 0.375 | | | K | | G5-3 | | FC6-4 1B | | K | 2 | 1 | 1 | 0 | 1 | 0 | 0 | | | | | | |
| | | | | | | | | | | 1 | 0 | 0 | 0 | 0 | 1 | 0 | | | | | | |
| Inning Stats | R: 0 E: 0 K: 1 S: 10 | H: 1 LOB: 1 BB: 0 P: 15 | R: 0 E: 0 K: 1 S: 8 | H: 0 LOB: 0 BB: 0 P: 13 | R: 3 E: 1 K: 2 S: 18 | H: 2 LOB: 0 BB: 1 P: 28 | R: 0 E: 0 K: 1 S: 9 | H: 1 LOB: 1 BB: 0 P: 10 | R: 1 E: 0 K: 0 S: 10 | H: 3 LOB: 1 BB: 0 P: 13 | R: 0 E: 0 K: 1 S: 7 | H: 0 LOB: 0 BB: 0 P: 13 | R: 0 E: 0 K: 0 S: 7 | H: 1 LOB: 1 BB: 0 P: 10 | R: 1 E: 0 K: 1 S: 8 | H: 2 LOB: 1 BB: 0 P: 12 | R: 0 E: 0 K: 2 S: 8 | H: 0 LOB: 0 BB: 0 P: 8 | 1B: 7 2B: 1 3B: 1 HR: 1 | SF: 1 SAC: 0 DP: 0 HBP: 0 | WP: 0 PB: 0 CS: 0 | PA: 37 |
| PITCHER | IP WLS BF H R ER SO | IP WLS BF H R ER SO | IP WLS BF H R ER SO | IP WLS BF H R ER SO | IP WLS BF H R ER SO | IP WLS BF H R ER SO | IP WLS BF H R ER SO | IP WLS BF H R ER SO | IP WLS BF H R ER SO | IP WLS BF H R ER SO | IP WLS BF H R ER SO | IP WLS BF H R ER SO | IP WLS BF H R ER SO | IP WLS BF H R ER SO | IP WLS BF H R ER SO | IP WLS BF H R ER SO | ERA WHIP | ERA WHIP | | | | |
| Andy Pettitte, L (1,1) ERA: 4.8 | 7.1 | 32 10 | 5 5 | 0 6 | 1 0 | 0 0 | 0 0 | 0 0 | 0 0 | 72 7 | 107 0.00 | 1.500 0.000 | 1.500 | | | | | | | | | |
| Chris Hammond, L (8,1) ERA: 3.39 | 0.2 | 2 0 | 0 0 | 0 1 | 0 0 | 0 0 | 0 0 | 0 0 | 0 0 | 5 8 | 7 0.00 | 0.000 | 0.000 | | | | | | | | | |
| 42 Mariano Rivera, R (9,1) ERA: 1.42 | 1.0 | 3 0 | 0 0 | 0 2 | 0 0 | 0 0 | 0 0 | 0 0 | 0 0 | 8 8 | 8 0.00 | 0.000 | 0.000 | | | | | | | | | |

| Batter | 1 | 2 | 3 | 4 | 5 | 6 | 7 | 8 | 9 | AB | R | H | RBI | BB | SO | LOB | TOP | | | |
|---|---|----------------------------------|-------------------------------|----------------------------------|------------------------------|----------------------------------|------------------------------|---------------------------------|------------------------------|---------------------------------|-------------------------------|----------------------------------|-------------------------------|----------------------------------|------------------------------|----------------------------------|--|----------------------------------|------------------------------------|--------------------------|
| 2 Derek Jeter, R OBP: 0.330, SLG: 0.409 (1, 6) | L4 | K | | | G6-3 | | F8 | | FC6-4 | 5 | 0 | 0 | 0 | 0 | 1 | 4 | New York Yankees @ Tampa Bay Devil Rays Tropicana Field, St. Petersburg, FL Thu Jun 26 2003, 2:15 PM EDT Att: 17,132 - Dome - 72 F livebaseballscorecards.com | | | |
| Todd Zeile, R OBP: 0.291, SLG: 0.362 (1, 3) | 25 HR BB | | G6-3 | | | 55 L5 25 BB 1B | | K | | 3 | 1 | 1 | 0 | 1 | 1 | 0 | | | | |
| 25 Jason Giambi, L OBP: 0.410, SLG: 0.525 (1, 10) | 1-H HR | | G4-3 | | | | | 20 G6-4-3 1B | | 3 | 1 | 2 | 2 | 1 | 0 | 0 | | | | |
| 20 Jorge Posada, S OBP: 0.397, SLG: 0.496 (1, 2) | K | | L4 | | | | F8 | G6-4-3 | | 4 | 0 | 0 | 0 | 0 | 1 | 3 | | | | |
| 55 Hideki Matsui, L OBP: 0.353, SLG: 0.436 (1, 8) | FC6 BB | | | | P4 | | L5 | | F8 | 3 | 0 | 0 | 0 | 1 | 0 | 2 | | | | |
| Robin Ventura, L OBP: 0.350, SLG: 0.430 (1, 5) | FC6 | | | | K | | | G6-3 | G4-3 BB 1B | 4 | 0 | 1 | 0 | 0 | 1 | 1 | | | | |
| Karim Garcia, L OBP: 0.248, SLG: 0.365 (1, 7) | | G4-3 | | | G4-3 | | | G6-3 | HR 1B | 3 | 1 | 1 | 0 | 1 | 0 | 0 | | | | |
| Raul Mondesi, R OBP: 0.353, SLG: 0.505 (1, 9) | G5-3 | | | | G4-6-3 1B | | | HR | G4-3 BB | 4 | 1 | 2 | 2 | 0 | 0 | 2 | | | | |
| Enrique Wilson, S OBP: 0.245, SLG: 0.326 (1, 4) | | | | | G4-6-3 | | L3 | | FC6-4 HBP | 2 | 0 | 0 | 0 | 0 | 0 | 1 | | | | |
| Inning Stats | R: 2 E: 0 K: 1 S: 9 | H: 1 LOB: 1 BB: 2 P: 23 | R: 0 E: 0 K: 1 S: 11 | H: 0 LOB: 1 BB: 0 P: 17 | R: 0 E: 0 K: 0 S: 5 | H: 0 LOB: 0 BB: 0 P: 11 | R: 0 E: 0 K: 1 S: 6 | H: 0 LOB: 0 BB: 0 P: 9 | R: 0 E: 0 K: 0 S: 4 | H: 1 LOB: 1 BB: 0 P: 5 | R: 0 E: 0 K: 0 S: 11 | H: 1 LOB: 0 BB: 0 P: 22 | R: 2 E: 0 K: 0 S: 10 | H: 2 LOB: 0 BB: 0 P: 17 | R: 0 E: 0 K: 1 S: 6 | H: 1 LOB: 3 BB: 1 P: 11 | S: 10 | 1B: 5 2B: 1 3B: 0 HR: 2 | SF: 0 SAC: 0 DP: 3 HBP: 2 | WP: 0 PA: 37 CS: 0 |
| PITCHER | IP WLS BF H R ER SO BB IBB HBP BLK WP HR S P ERA WHIP | | | | | | | | | | | | | | | | | | | |
| Jason Standridge, R ERA: 4.56 (1, 1) | 7.0 L 28 5 4 4 3 3 0 1 0 0 2 56 104 5.14 1.143 | | | | | | | | | | | | | | | | | | | |
| Travis Harper, R ERA: 3.46 (8, 1) | 2.0 9 2 0 0 1 1 0 1 0 0 0 16 32 0.00 1.500 | | | | | | | | | | | | | | | | | | | |

| Batter | 1 | 2 | 3 | 4 | 5 | 6 | 7 | 8 | 9 | AB | R | H | RBI | BB | SO | LOB | BOTTOM | | | | |
|---|---|----------------------------------|-------------------------------|----------------------------------|------------------------------|----------------------------------|------------------------------|----------------------------------|------------------------------|---------------------------------|------------------------------|----------------------------------|------------------------------|----------------------------------|-------------------------------|----------------------------------|--|----------------------------------|----------------------------------|------------------------------------|--------------------------|
| Jason Tyner, L OBP: 0.382, SLG: 0.435 (1, 9) | L4 | | G6-3 | | | | | | | 4 | 0 | 1 | 0 | 0 | 0 | 0 | New York Yankees @ Tampa Bay Devil Rays Tropicana Field, St. Petersburg, FL Thu Jun 26 2003, 2:15 PM EDT Att: 17,132 - Dome - 72 F livebaseballscorecards.com | | | | |
| Julio Lugo, R OBP: 0.315, SLG: 0.342 (1, 6) | F9 | | P4 | | G6-3 | | | 1B 2B | | 4 | 0 | 1 | 0 | 0 | 0 | 0 | | | | | |
| 5 Rocco Baldelli, R OBP: 0.342, SLG: 0.455 (1, 8) | K | | | | | | | L8 | F9 | 4 | 0 | 1 | 0 | 0 | 1 | 2 | | | | | |
| Aubrey Huff, L OBP: 0.363, SLG: 0.553 (1, 10) | | G3 | P6 | | | | | G1-6-3 1B | G1-3 | 4 | 0 | 1 | 0 | 0 | 0 | 3 | | | | | |
| Travis Lee, L OBP: 0.319, SLG: 0.417 (1, 3) | | K | | | | | | G1-6-3 | 2B G3 1B | 4 | 1 | 1 | 0 | 0 | 1 | 1 | | | | | |
| Marlon Anderson, L OBP: 0.335, SLG: 0.381 (1, 4) | | 2B 1B | | | G3-1 | | | F7 | G3 2B | 4 | 1 | 2 | 0 | 0 | 0 | 0 | | | | | |
| Damian Rolls, R OBP: 0.349, SLG: 0.442 (1, 5) | | 1-H 3B 2B | | | | | | K | K | 4 | 1 | 2 | 1 | 0 | 2 | 2 | | | | | |
| Javier Valentin, S OBP: 0.262, SLG: 0.358 (1, 2) | | | | | | | | | G3 | 3 | 0 | 1 | 1 | 0 | 2 | 1 | | | | | |
| Al Martin, L OBP: 0.317, SLG: 0.333 (9, PH) | | 2-H 3B | | | K | | | | G3 | 1 | 0 | 0 | 1 | 0 | 0 | 1 | | | | | |
| 13 Carl Crawford, L OBP: 0.290, SLG: 0.321 (1, 7) | | | | | | | | | F7 | 3 | 0 | 0 | 0 | 0 | 0 | 1 | | | | | |
| Ben Grieve, L OBP: 0.370, SLG: 0.355 (9, PH) | | G4-3 | | | | | | | K | 1 | 0 | 0 | 0 | 0 | 1 | 1 | | | | | |
| Inning Stats | R: 0 E: 0 K: 1 S: 6 | H: 0 LOB: 0 BB: 0 P: 12 | R: 2 E: 0 K: 1 S: 15 | H: 3 LOB: 1 BB: 0 P: 22 | R: 0 E: 0 K: 0 S: 9 | H: 1 LOB: 1 BB: 0 P: 10 | R: 0 E: 0 K: 1 S: 8 | H: 1 LOB: 1 BB: 0 P: 10 | R: 0 E: 0 K: 0 S: 3 | H: 0 LOB: 0 BB: 0 P: 6 | R: 0 E: 0 K: 0 S: 8 | H: 1 LOB: 0 BB: 0 P: 11 | R: 0 E: 0 K: 2 S: 8 | H: 0 LOB: 0 BB: 0 P: 10 | R: 0 E: 0 K: 0 S: 12 | H: 2 LOB: 2 BB: 0 P: 16 | R: 1 E: 0 K: 2 S: 10 | H: 2 LOB: 1 BB: 0 P: 17 | 1B: 5 2B: 4 3B: 1 HR: 0 | SF: 0 SAC: 0 DP: 1 HBP: 0 | WP: 0 PA: 36 CS: 0 |
| PITCHER | IP WLS BF H R ER SO BB IBB HBP BLK WP HR S P ERA WHIP | | | | | | | | | | | | | | | | | | | | |
| 35 Mike Mussina, R ERA: 2.95 (1, 1) | 7.1 W 29 8 2 2 2 0 0 0 0 0 0 63 88 2.46 1.091 | | | | | | | | | | | | | | | | | | | | |
| Dan Miceli, R ERA: 3.72 (8, 1) | 0.2 H 2 0 0 0 0 0 0 0 0 0 0 6 9 0.00 0.000 | | | | | | | | | | | | | | | | | | | | |
| 42 Mariano Rivera, R ERA: 1.71 (9, 1) | 1.0 S 5 2 1 1 2 0 0 0 0 0 0 10 17 9.00 2.000 | | | | | | | | | | | | | | | | | | | | |

| Batter | 1 | 2 | 3 | 4 | 5 | 6 | 7 | 8 | 9 | AB | R | H | RBI | BB | SO | LOB | TOP | | | | | | | | | | | |
|--|------------------------------|---------------------------------|------------------------------|----------------------------------|------------------------------|----------------------------------|-------------------------------|----------------------------------|-------------------------------|----------------------------------|-------------------------------|----------------------------------|------------------------------|----------------------------------|-------------------------------|----------------------------------|--|----------------------------------|----------------------------------|------------------------------------|-------------------------|--------|--|--|--|--|--|--|
| Rafael Furcal, S OBP: 0.358, SLG: 0.491 | 2-1 G5-4-3 1B | | 4-0 G3 S BB | 1-3 K | | 1-0 G4-3 | | 4-2 WP BB | | 3 | 0 | 1 | 0 | 2 | 1 | 3 | Atlanta Braves @ Tampa Bay Devil Rays Tropicana Field, St. Petersburg, FL Sat Jun 28 2003, 6:15 PM EDT Att: 26,696 - Dome - 72 F | | | | | | | | | | | |
| Mark DeRosa, R OBP: 0.295, SLG: 0.392 | 1-0 F8 | | 1-1 G3 | 0-1 G5-3 | | 2-1 E8 G4-3 2B | | 2-1 P6 | | 5 | 1 | 1 | 0 | 0 | 0 | 6 | | | | | | | | | | | | |
| Gary Sheffield, R OBP: 0.418, SLG: 0.636 | 1-1 G5-4-3 | | 1-3 K | | 4-2 10 1B SF8 BB | 1-1 G4-3 | | 1-1 F8 | | 4 | 1 | 0 | 1 | 1 | 1 | 2 | | | | | | | | | | | | |
| 10 Chipper Jones, S OBP: 0.410, SLG: 0.511 | | 2-1 G6-3 | | 0-0 G3-1 | 1-3 1B | 3-2 P5 | | 2-1 G3 | | 5 | 0 | 1 | 0 | 0 | 0 | 0 | | | | | | | | | | | | |
| Andruw Jones, R OBP: 0.363, SLG: 0.551 | | 4-2 1B BB | | 4-1 1B BB | 1-3 K | | 1-3 K | 2-2 DI 2B 1B | | 3 | 2 | 1 | 0 | 2 | 2 | 2 | | | | | | | | | | | | |
| Robert Fick, L OBP: 0.365, SLG: 0.503 | 0-0 FC6-4 1B | | 3-2 1B BB | 0-0 SF8 | 0-0 1B | 3-2 P6 | | 1-0 1B 2B | | 4 | 1 | 3 | 2 | 0 | 0 | 0 | | | | | | | | | | | | |
| Javy Lopez, R OBP: 0.362, SLG: 0.704 | 1-3 K | | 1-0 1B 1B | 1-0 1B 1B | 1-3 K | | 2-3 K | 0-0 F8 | | 5 | 0 | 1 | 1 | 0 | 3 | 4 | | | | | | | | | | | | |
| Matt Franco, L OBP: 0.342, SLG: 0.449 | 2-0 FC6-4 | | 2-1 1B | 4-1 HR BB | | 0-1 L8 | | | | 3 | 1 | 1 | 1 | 1 | 0 | 2 | | | | | | | | | | | | |
| Vinny Castilla, R OBP: 0.299, SLG: 0.438 | | | 1-3 K | 4-0 1B | | 1-0 L6 | | | | 3 | 1 | 1 | 2 | 1 | 1 | 0 | | | | | | | | | | | | |
| Inning Stats | R: 0 E: 0 K: 0 S: 5 | H: 1 LOB: 0 BB: 0 P: 9 | R: 0 E: 0 K: 1 S: 9 | H: 1 LOB: 2 BB: 1 P: 18 | R: 0 E: 0 K: 2 S: 8 | H: 0 LOB: 1 BB: 1 P: 15 | R: 2 E: 0 K: 1 S: 13 | H: 3 LOB: 3 BB: 2 P: 28 | R: 1 E: 0 K: 2 S: 13 | H: 1 LOB: 1 BB: 1 P: 19 | R: 3 E: 1 K: 0 S: 11 | H: 2 LOB: 0 BB: 1 P: 23 | R: 0 E: 0 K: 2 S: 8 | H: 0 LOB: 0 BB: 0 P: 13 | R: 0 E: 0 K: 0 S: 10 | H: 0 LOB: 1 BB: 1 P: 16 | R: 1 E: 0 K: 0 S: 9 | H: 2 LOB: 1 BB: 0 P: 15 | 1B: 7 2B: 2 3B: 0 HR: 1 | SF: 1 SAC: 0 DP: 1 HBP: 0 | WP: 1 PB: 0 CS: 1 | PA: 43 | | | | | | |
| PITCHER | IP | WLS | BF | H | R | ER | SO | BB | IBB | HBP | BLK | WP | HR | S | P | ERA | WHIP | | | | | | | | | | | |
| Victor Zambrano, R ERA: 4.04 | (1, 1) | 6.0 | W | 31 | 8 | 6 | 5 | 6 | 6 | 0 | 0 | 0 | 0 | 1 | 59 | 112 | 7.50 | 2.333 | | | | | | | | | | |
| Jesus Colome, R ERA: 3.48 | (7, 1) | 2.0 | H | 7 | 0 | 0 | 0 | 2 | 1 | 0 | 0 | 0 | 1 | 0 | 18 | 29 | 0.00 | 0.500 | | | | | | | | | | |
| Lance Carter, R ERA: 3.7 | (9, 1) | 1.0 | S | 5 | 2 | 1 | 1 | 0 | 0 | 0 | 0 | 0 | 0 | 0 | 9 | 15 | 9.00 | 2.000 | | | | | | | | | | |

| | |
|-----|----|
| AB | 35 |
| R | 7 |
| H | 10 |
| RBI | 7 |
| BB | 7 |
| SO | 8 |
| LOB | 19 |



| Batter | 1 | 2 | 3 | 4 | 5 | 6 | 7 | 8 | 9 | AB | R | H | RBI | BB | SO | LOB | BOTTOM | | | | | | | | | | | |
|--|-------------------------------|----------------------------------|------------------------------|----------------------------------|-------------------------------|----------------------------------|-------------------------------|----------------------------------|-------------------------------|----------------------------------|-------------------------------|----------------------------------|------------------------------|----------------------------------|-------------------------------|----------------------------------|--|------------------------------------|-------------------------|--------|--|--|--|--|--|--|--|--|
| 13 Carl Crawford, L OBP: 0.295, SLG: 0.326 | 1-1 5 S 2B 1B | | 0-0 G5-3 | 1-1 5 2B 1B | 1-2 1B | | 3-3 K | | | 5 | 2 | 3 | 0 | 0 | 1 | 0 | Atlanta Braves @ Tampa Bay Devil Rays Tropicana Field, St. Petersburg, FL Sat Jun 28 2003, 6:15 PM EDT Att: 26,696 - Dome - 72 F | | | | | | | | | | | |
| 5 Rocco Baldelli, R OBP: 0.345, SLG: 0.460 | 4-2 2B BB | | 1-1 S 2B 1B | 0-0 F8 1B 2B | 2-3 K | | 1-0 F9 | | 4 | 2 | 2 | 1 | 1 | 1 | 2 | | | | | | | | | | | | | |
| Aubrey Huff, L OBP: 0.362, SLG: 0.552 | 1-2 1B 2B | | 0-2 P4 | 4-0 IBB | | 2-3 K | | 2-2 G1-6-3 | | 4 | 1 | 1 | 2 | 1 | 1 | 1 | | | | | | | | | | | | |
| Jason Tyner, L OBP: 0.382, SLG: 0.435 | 1-2 1B 2B | | 0-2 IBB | | | 0-3 K | | 0-2 3B | | 4 | 1 | 1 | 0 | 1 | 1 | 3 | | | | | | | | | | | | |
| Travis Lee, L OBP: 0.316, SLG: 0.415 | 2-1 F7 | | 4-0 2B BB | 0-1 F8 | | 0-3 K | | 0-2 BB | | 4 | 1 | 1 | 0 | 1 | 1 | 3 | | | | | | | | | | | | |
| Ben Grieve, L OBP: 0.380, SLG: 0.357 | 0-3 K | | 4-2 2B 1B BB | 0-3 K | | 4-2 PB 1B BB | | 4-2 BB | | 2 | 1 | 0 | 0 | 3 | 2 | 3 | | | | | | | | | | | | |
| Damian Rolis, R OBP: 0.354, SLG: 0.442 | 1-2 CS 1B | | 2-0 1B 2B | 1-1 F8 | 4-1 1B IBB | | 1-1 G4-3 | | 4 | 1 | 2 | 3 | 1 | 0 | 2 | | | | | | | | | | | | | |
| Marlon Anderson, L OBP: 0.340, SLG: 0.386 | 2-0 CS | | 0-3 K | 3-1 1B | 3-2 G4-3 | 0-0 1B | | | | 4 | 0 | 2 | 2 | 0 | 1 | 0 | | | | | | | | | | | | |
| Toby Hall, R OBP: 0.318, SLG: 0.378 | | 0-1 F9 | 0-3 K | 0-0 1B 2B | | 0-1 F7 | | | | 4 | 1 | 1 | 0 | 0 | 1 | 1 | | | | | | | | | | | | |
| Julio Lugo, R OBP: 0.312, SLG: 0.333 | | 2-2 G5-3 | | 2-3 K | 2-2 13 1B 1B | | 0-3 K | | | 4 | 0 | 1 | 1 | 0 | 2 | 0 | | | | | | | | | | | | |
| Inning Stats | R: 3 E: 0 K: 1 S: 15 | H: 3 LOB: 0 BB: 1 P: 26 | R: 0 E: 0 K: 1 S: 8 | H: 0 LOB: 0 BB: 0 P: 10 | R: 4 E: 0 K: 1 S: 15 | H: 3 LOB: 1 BB: 2 P: 29 | R: 1 E: 0 K: 2 S: 13 | H: 2 LOB: 2 BB: 1 P: 20 | R: 1 E: 0 K: 1 S: 20 | H: 3 LOB: 0 BB: 0 P: 29 | R: 0 E: 0 K: 2 S: 13 | H: 1 LOB: 2 BB: 2 P: 23 | R: 0 E: 0 K: 2 S: 9 | H: 0 LOB: 0 BB: 0 P: 12 | R: 0 E: 0 K: 0 S: 12 | H: 1 LOB: 2 BB: 1 P: 20 | 1B: 8 2B: 4 3B: 1 HR: 0 | SF: 0 SAC: 0 DP: 0 HBP: 0 | WP: 0 PB: 1 CS: 3 | PA: 43 | | | | | | | | |
| PITCHER | IP | WLS | BF | H | R | ER | SO | BB | IBB | HBP | BLK | WP | HR | S | P | ERA | WHIP | | | | | | | | | | | |
| Shane Reynolds, R ERA: 6.03 | (1, 1) | 3.1 | L | 21 | 8 | 8 | 8 | 4 | 3 | 0 | 0 | 0 | 0 | 0 | 45 | 79 | 21.60 | 3.300 | | | | | | | | | | |
| Trey Hodges, R ERA: 2.5 | (4, 1) | 1.2 | | 8 | 3 | 1 | 1 | 2 | 0 | 0 | 0 | 0 | 0 | 0 | 26 | 35 | 5.40 | 1.800 | | | | | | | | | | |
| Jung Keun Bong, L ERA: 3.35 | (6, 1) | 2.2 | | 12 | 2 | 0 | 0 | 4 | 2 | 1 | 0 | 0 | 0 | 0 | 32 | 52 | 0.00 | 1.500 | | | | | | | | | | |
| Kevin Gryboski, R ERA: 5.13 | (8, 1) | 0.1 | | 1 | 0 | 0 | 0 | 0 | 0 | 0 | 0 | 0 | 0 | 0 | 2 | 3 | 0.00 | 0.000 | | | | | | | | | | |



| Batter | 1 | 2 | 3 | 4 | 5 | 6 | 7 | 8 | 9 | 10 | 11 | AB | R | H | RBI | BB | SO | LOB | TOP | | | | | | | | | | | | | | | | | | | | | | | |
|--|-------------------------------|----------------------------------|------------------------------|----------------------------------|-------------------------------|----------------------------------|------------------------------|---------------------------------|------------------------------|----------------------------------|-------------------------------|----------------------------------|-------------------------------|----------------------------------|------------------------------|----------------------------------|-------------------------------|----------------------------------|------------------------------|----------------------------------|----------------------------------|------------------------------------|----------------------------------|--------|--|------|-------|----|---|---|----|----|----|-----|-----|-----|----|----|------|-------|-----|------|
| 18 Johnny Damon, L OBP: 0.324, SLG: 0.402 | G4-3 | | FC5-4 | | F7 | | G5-3 | | P6 | | G4-3 | 6 | 0 | 0 | 0 | 0 | 0 | 3 | | | | | | | | | | | | | | | | | | | | | | | | |
| Todd Walker, L OBP: 0.360, SLG: 0.459 | F8 | | FC4-6 | | | K | L4 | | F7 | | P6 | 6 | 0 | 1 | 2 | 0 | 1 | 1 | | | | | | | | | | | | | | | | | | | | | | | | |
| Nomar Garciaparra, R OBP: 0.376, SLG: 0.583 | 1B | | G5-3 | | | G4-3 | | G1-3 | F7 | | P3 | 6 | 1 | 3 | 0 | 0 | 0 | 3 | | | | | | | | | | | | | | | | | | | | | | | | |
| Manny Ramirez, R OBP: 0.419, SLG: 0.560 | 1B | | | L9 | | G4-3 | | K | | | | 4 | 0 | 2 | 0 | 1 | 1 | 1 | | | | | | | | | | | | | | | | | | | | | | | | |
| 34 David Ortiz, L OBP: 0.363, SLG: 0.483 | F9 | | | | | G4-3 | | | F9 | | | 3 | 0 | 1 | 1 | 1 | 0 | 3 | | | | | | | | | | | | | | | | | | | | | | | | |
| Damian Jackson, R OBP: 0.300, SLG: 0.281 | | | | | | | | | | | | 0 | 0 | 0 | 0 | 0 | 0 | 0 | | | | | | | | | | | | | | | | | | | | | | | | |
| Gabe Kapler, R OBP: 0.353, SLG: 0.442 | | | | | | | | | | | | 1 | 0 | 0 | 0 | 0 | 0 | 2 | | | | | | | | | | | | | | | | | | | | | | | | |
| Kevin Millar, R OBP: 0.364, SLG: 0.550 | | G1-3 | | | F9 | | | G1-3 | | | | 4 | 0 | 1 | 0 | 1 | 0 | 3 | | | | | | | | | | | | | | | | | | | | | | | | |
| Trot Nixon, L OBP: 0.398, SLG: 0.528 | | L4 | | | | | | F9 | | | | 4 | 0 | 0 | 0 | 1 | 1 | 5 | | | | | | | | | | | | | | | | | | | | | | | | |
| Bill Mueller, S OBP: 0.382, SLG: 0.528 | | | F8 | | | G3 | | | | | | 4 | 1 | 0 | 0 | 0 | 2 | 4 | | | | | | | | | | | | | | | | | | | | | | | | |
| Jason Varitek, S OBP: 0.359, SLG: 0.555 | | | | | | | | | | | | 4 | 0 | 2 | 0 | 0 | 1 | 0 | | | | | | | | | | | | | | | | | | | | | | | | |
| Freddy Sanchez, R OBP: 0.222, SLG: 0.296 | | | | | | | | | | | | 0 | 1 | 0 | 0 | 0 | 0 | 0 | | | | | | | | | | | | | | | | | | | | | | | | |
| Doug Mirabeli, R OBP: 0.277, SLG: 0.392 | | | | | | | | | | | | 1 | 0 | 0 | 0 | 0 | 1 | 1 | | | | | | | | | | | | | | | | | | | | | | | | |
| Inning Stats | R: 0 E: 0 K: 0 S: 11 | H: 2 LOB: 2 BB: 0 P: 16 | R: 0 E: 0 K: 0 S: 9 | H: 0 LOB: 0 BB: 0 P: 14 | R: 0 E: 0 K: 0 S: 11 | H: 1 LOB: 1 BB: 0 P: 17 | R: 0 E: 0 K: 0 S: 7 | H: 1 LOB: 1 BB: 0 P: 9 | R: 0 E: 0 K: 1 S: 8 | H: 0 LOB: 0 BB: 0 P: 13 | R: 1 E: 0 K: 2 S: 15 | H: 2 LOB: 3 BB: 2 P: 30 | R: 0 E: 0 K: 1 S: 10 | H: 1 LOB: 3 BB: 1 P: 16 | R: 2 E: 0 K: 0 S: 7 | H: 2 LOB: 2 BB: 1 P: 15 | R: 0 E: 0 K: 3 S: 11 | H: 1 LOB: 1 BB: 0 P: 15 | R: 0 E: 0 K: 0 S: 8 | H: 0 LOB: 0 BB: 0 P: 11 | 1B: 8 2B: 2 3B: 0 HR: 0 | SF: 0 SAC: 0 DP: 0 HBP: 1 | WP: 2 PB: 0 SB: 0 CS: 0 | PA: 48 | | | | | | | | | | | | | | | | | | |
| PITCHER | IP | WLS | BF | H | R | ER | SO | BB | IBB | HBP | BLK | WP | HR | S | P | ERA | WHIP | PITCHER | | | | | | | | IP | WLS | BF | H | R | ER | SO | BB | IBB | HBP | BLK | WP | HR | S | P | ERA | WHIP |
| Jason Standridge, R ERA: 3.99 | (1.1) | 5.2 | 25 | 6 | 1 | 1 | 2 | 2 | 0 | 0 | 0 | 0 | 0 | 14 | 20 | 0.00 | 0.000 | | | | | | | | | 0.0 | 0.0 | 0 | 0 | 0 | 0 | 0 | 0 | 0 | 0 | 0 | 0 | 0 | 0.00 | 0.000 | | |
| Al Levine, R ERA: 1.76 | (6.1) | 1.1 | 4 | 0 | 0 | 0 | 1 | 0 | 0 | 0 | 0 | 0 | 0 | 10 | 16 | 0.00 | 2.000 | | | | | | | | | 0.0 | 0.0 | 0 | 0 | 0 | 0 | 0 | 0 | 0 | 0 | 0 | 0 | 0 | 0.00 | 2.000 | | |
| Jesus Colome, R ERA: 3.4 | (8.1) | 1.0 | 5 | 1 | 0 | 0 | 1 | 1 | 0 | 0 | 0 | 0 | 0 | 10 | 16 | 0.00 | 2.000 | | | | | | | | | 0.0 | 0.0 | 0 | 0 | 0 | 0 | 0 | 0 | 0 | 0 | 0 | 0 | 0 | 0.00 | 2.000 | | |
| Lance Carter, R ERA: 3.86 | (9.1) | 3.0 | 14 | 3 | 2 | 2 | 3 | 0 | 1 | 1 | 0 | 0 | 0 | 26 | 41 | 6.00 | 1.000 | | | | | | | | | 6.00 | 1.000 | | | | | | | | | | | | | | | |

Boston Red Sox @ Tampa Bay Devil Rays
Tropicana Field, St. Petersburg, FL
Tue Jul 01 2003, 7:15 PM EDT
Att. 12,122 - Dome - 72 F

AB 43
R 3
H 10
RBI 3
BB 4
SO 7
LOB 26

| Batter | 1 | 2 | 3 | 4 | 5 | 6 | 7 | 8 | 9 | 10 | 11 | AB | R | H | RBI | BB | SO | LOB | BOTTOM | | | | | | | | | | | | | | | | | | | | | | | |
|---|-------------------------------|----------------------------------|------------------------------|----------------------------------|------------------------------|----------------------------------|-------------------------------|----------------------------------|-------------------------------|----------------------------------|------------------------------|----------------------------------|-------------------------------|----------------------------------|------------------------------|---------------------------------|------------------------------|----------------------------------|------------------------------|----------------------------------|-----------------------------------|------------------------------------|----------------------------------|--------|--|-----|-----|----|---|---|----|----|----|-----|-----|-----|----|----|------|-------|-------|-------|
| 13 Carl Crawford, L OBP: 0.292, SLG: 0.322 | G4-3 | G3 | | | K | | | | K | | | 6 | 0 | 2 | 0 | 0 | 2 | 0 | | | | | | | | | | | | | | | | | | | | | | | | |
| 5 Rocco Baldelli, R OBP: 0.345, SLG: 0.459 | 1B | K | | | | | | | | | | 5 | 2 | 2 | 0 | 0 | 1 | 1 | | | | | | | | | | | | | | | | | | | | | | | | |
| Aubrey Huff, L OBP: 0.362, SLG: 0.545 | 1B | | | | | | | | | | | 3 | 1 | 1 | 0 | 1 | 1 | 1 | | | | | | | | | | | | | | | | | | | | | | | | |
| Jason Tyner, L OBP: 0.365, SLG: 0.403 | 1B | | | | | | | | | | | 1 | 0 | 0 | 0 | 1 | 0 | 0 | | | | | | | | | | | | | | | | | | | | | | | | |
| Ben Grievie, L OBP: 0.378, SLG: 0.346 | 1B | | | | | | | | | | | 6 | 1 | 1 | 1 | 0 | 1 | 4 | | | | | | | | | | | | | | | | | | | | | | | | |
| Travis Lee, L OBP: 0.318, SLG: 0.413 | 1B | | | | | | | | | | | 4 | 0 | 1 | 0 | 1 | 1 | 3 | | | | | | | | | | | | | | | | | | | | | | | | |
| Damian Rolls, R OBP: 0.346, SLG: 0.426 | 1B | | | | | | | | | | | 5 | 0 | 2 | 2 | 0 | 2 | 1 | | | | | | | | | | | | | | | | | | | | | | | | |
| Marlon Anderson, L OBP: 0.337, SLG: 0.377 | 1B | | | | | | | | | | | 3 | 0 | 0 | 0 | 2 | 1 | 2 | | | | | | | | | | | | | | | | | | | | | | | | |
| Toby Hall, R OBP: 0.316, SLG: 0.374 | G4-3 | | | | | | | | | | | 5 | 0 | 1 | 0 | 0 | 0 | 6 | | | | | | | | | | | | | | | | | | | | | | | | |
| Julio Lugo, R OBP: 0.309, SLG: 0.327 | | | | | | | | | | | | 4 | 0 | 0 | 0 | 1 | 1 | 1 | | | | | | | | | | | | | | | | | | | | | | | | |
| Inning Stats | R: 3 E: 0 K: 0 S: 25 | H: 4 LOB: 2 BB: 1 P: 34 | R: 0 E: 0 K: 2 S: 8 | H: 0 LOB: 0 BB: 0 P: 12 | R: 0 E: 0 K: 1 S: 9 | H: 0 LOB: 0 BB: 0 P: 16 | R: 0 E: 0 K: 2 S: 13 | H: 0 LOB: 0 BB: 0 P: 20 | R: 0 E: 0 K: 1 S: 10 | H: 1 LOB: 1 BB: 0 P: 15 | R: 0 E: 0 K: 0 S: 9 | H: 1 LOB: 3 BB: 2 P: 18 | R: 0 E: 0 K: 1 S: 13 | H: 1 LOB: 1 BB: 0 P: 22 | R: 0 E: 0 K: 1 S: 5 | H: 0 LOB: 0 BB: 0 P: 7 | R: 0 E: 0 K: 1 S: 9 | H: 1 LOB: 2 BB: 1 P: 18 | R: 1 E: 2 K: 0 S: 8 | H: 1 LOB: 1 BB: 1 P: 14 | 1B: 10 2B: 0 3B: 0 HR: 0 | SF: 0 SAC: 1 DP: 0 HBP: 0 | WP: 0 PB: 0 SB: 3 CS: 0 | PA: 49 | | | | | | | | | | | | | | | | | | |
| PITCHER | IP | WLS | BF | H | R | ER | SO | BB | IBB | HBP | BLK | WP | HR | S | P | ERA | WHIP | PITCHER | | | | | | | | IP | WLS | BF | H | R | ER | SO | BB | IBB | HBP | BLK | WP | HR | S | P | ERA | WHIP |
| John Burkett, R ERA: 5.26 | (1.1) | 6.0 | 26 | 6 | 3 | 3 | 6 | 2 | 1 | 0 | 0 | 0 | 0 | 14 | 11 | 4.50 | 1.333 | | | | | | | | | 0.0 | 0.0 | 0 | 0 | 0 | 0 | 0 | 0 | 0 | 0 | 0 | 0 | 0 | 0 | 0 | 0.00 | 6.000 |
| Chad Fox, R ERA: 3.72 | (7.1) | 0.1 | 4 | 1 | 0 | 0 | 0 | 1 | 1 | 0 | 0 | 0 | 0 | 10 | 11 | 0.00 | 0.000 | | | | | | | | | 0.0 | 0.0 | 0 | 0 | 0 | 0 | 0 | 0 | 0 | 0 | 0 | 0 | 0 | 0 | 0.00 | 0.000 | |
| Alan Embree, L ERA: 3.77 | (7.1) | 0.2 | 2 | 0 | 0 | 0 | 1 | 0 | 0 | 0 | 0 | 0 | 0 | 13 | 22 | 0.00 | 1.000 | | | | | | | | | 0.0 | 0.0 | 0 | 0 | 0 | 0 | 0 | 0 | 0 | 0 | 0 | 0 | 0 | 0.00 | 1.000 | | |
| 50 Mike Timlin, R ERA: 3.42 | (8.1) | 1.0 | 4 | 1 | 0 | 0 | 1 | 0 | 0 | 0 | 0 | 0 | 0 | 14 | 25 | 0.00 | 0.500 | | | | | | | | | 0.0 | 0.0 | 0 | 0 | 0 | 0 | 0 | 0 | 0 | 0 | 0 | 0 | 0 | 0.00 | 0.500 | | |
| Byung-Hyun Kim, R ERA: 5.96 | (9.1) | 2.0 | 8 | 1 | 0 | 0 | 2 | 0 | 1 | 0 | 0 | 0 | 0 | 14 | 25 | 0.00 | 0.500 | | | | | | | | | 0.0 | 0.0 | 0 | 0 | 0 | 0 | 0 | 0 | 0 | 0 | 0 | 0 | 0 | 0.00 | 0.500 | | |

Boston Red Sox @ Tampa Bay Devil Rays
Tropicana Field, St. Petersburg, FL
Tue Jul 01 2003, 7:15 PM EDT
Att. 12,122 - Dome - 72 F

AB 42
R 4
H 10
RBI 3
BB 6
SO 10
LOB 19

| Batter | 1 | 2 | 3 | 4 | 5 | 6 | 7 | 8 | 9 | AB | R | H | RBI | BB | SO | LOB | TOP | | | |
|--|---|----------------------------------|-------------------------------|----------------------------------|------------------------------|----------------------------------|-------------------------------|----------------------------------|------------------------------|----------------------------------|-------------------------------|----------------------------------|-------------------------------|----------------------------------|-------------------------------|----------------------------------|--|----------------------------------|------------------------------------|----------------------------------|
| 18 Johnny Damon, L (1, 8) OBP: 0.323, SLG: 0.398 | 1-1 P6 | 0-1 P4 | | 0-2 F7 | | 1-0 G3 | | 4-2 BB | | 4 | 0 | 0 | 0 | 1 | 0 | 4 | Boston Red Sox @ Tampa Bay Devil Rays Tropicana Field, St. Petersburg, FL Wed Jul 02 2003, 7:15 PM EDT Att: 14,345 - Dome - 72 F livebaseballscorecards.com | | | |
| Todd Walker, L (1, 4) OBP: 0.355, SLG: 0.452 | 0-0 F7 | 3-1 G3 | | 0-0 F9 | | | 3-2 P6 | 1-0 F7 | | 5 | 0 | 0 | 0 | 0 | 5 | | | | | |
| Nomar Garciaparra, R (1, 6) OBP: 0.379, SLG: 0.591 | 0-0 HR | | 1-0 F8 | | 3-1 1B | | 1-3 K | | 4-2 WP BB | 4 | 1 | 2 | 1 | 1 | 1 | 0 | | | | |
| Manny Ramirez, R (1, 7) OBP: 0.416, SLG: 0.558 | 0-0 FC5 2B | | 3-2 K | | 2-2 L8 | | 1-3 K | | 0-3 K | 5 | 0 | 1 | 0 | 0 | 3 | 2 | | | | |
| 34 David Ortiz, L (1, 10) OBP: 0.385, SLG: 0.486 Damian Jackson, R (8, PR) OBP: 0.296, SLG: 0.277 | 4-0 BB | | 2-0 F8 | | 0-0 F8 | | | 1-2 HR 2B | 2-3 K | 3 | 0 | 1 | 0 | 1 | 0 | 1 | | | | |
| Kevin Millar, R (1, 3) OBP: 0.381, SLG: 0.555 | 1-2 FC5 | | 1-1 L5 | | 1-1 P4 | | | 2-0 HR | 0-0 G6-3 | 5 | 1 | 1 | 2 | 0 | 0 | 4 | | | | |
| Trot Nixon, L (1, 9) OBP: 0.403, SLG: 0.546 | | 1-1 HR | | 0-0 1B 2B | | 1-3 K | | G5-3 WP HBP | | 3 | 2 | 2 | 1 | 0 | 1 | 0 | | | | |
| Bill Mueller, S (1, 5) OBP: 0.387, SLG: 0.528 | | 2-2 G6-3 1B | | 4-2 1B BB | | 2-1 G5-3 | | 1-2 G5-3 BB | | 2 | 0 | 1 | 0 | 2 | 0 | 0 | | | | |
| Jason Varitek, S (1, 2) OBP: 0.361, SLG: 0.558 | | 3-2 G6-3 | | 3-1 1-2 2-H 1B | | 0-2 2B | | 0-1 G5-3 | | 4 | 0 | 2 | 1 | 0 | 0 | 3 | | | | |
| Inning Stats | R: 1 E: 0 K: 0 S: 8 | H: 2 LOB: 2 BB: 1 P: 14 | R: 1 E: 0 K: 0 S: 17 | H: 2 LOB: 1 BB: 0 P: 26 | R: 0 E: 0 K: 1 S: 6 | H: 0 LOB: 0 BB: 0 P: 12 | R: 1 E: 0 K: 0 S: 11 | H: 2 LOB: 2 BB: 1 P: 19 | R: 0 E: 0 K: 1 S: 9 | H: 1 LOB: 1 BB: 0 P: 13 | R: 0 E: 0 K: 2 S: 12 | H: 0 LOB: 0 BB: 0 P: 17 | R: 2 E: 0 K: 0 S: 15 | H: 2 LOB: 2 BB: 2 P: 27 | R: 0 E: 0 K: 2 S: 13 | H: 0 LOB: 1 BB: 1 P: 19 | | 1B: 3 2B: 4 3B: 0 HR: 3 | SF: 0 SAC: 0 DP: 1 HBP: 1 | WP: 2 PB: 0 SB: 0 CS: 0 |
| PITCHER | IP WLS BF H R ER SO BB IBB HBP BLK WP HR S P ERA WHIP | | | | | | | | | | | | | | | | | | | |
| Rob Bell, R (1, 1) ERA: 8.05 | 6.0 | L 28 | 8 | 3 | 3 | 2 | 2 | 0 | 0 | 0 | 0 | 0 | 0 | 1 | 18 | 26 | 4.50 | 1.667 | | |
| Jesus Colome, R (7, 1) ERA: 3.72 | 1.0 | L 5 | 2 | 2 | 2 | 2 | 0 | 0 | 0 | 0 | 0 | 1 | 18 | 26 | 18.00 | 2.000 | | | | |
| Al Levine, R (8, 1) ERA: 1.71 | 1.0 | 5 | 0 | 0 | 0 | 0 | 2 | 0 | 1 | 0 | 1 | 0 | 9 | 18 | 0.00 | 2.000 | | | | |
| Brandon Backe, R (9, 1) ERA: 4.82 | 1.0 | 4 | 0 | 0 | 0 | 2 | 1 | 0 | 0 | 0 | 1 | 0 | 13 | 19 | 0.00 | 1.000 | | | | |

| Batter | 1 | 2 | 3 | 4 | 5 | 6 | 7 | 8 | 9 | AB | R | H | RBI | BB | SO | LOB | BOTTOM | | | | | |
|---|---|----------------------------------|-------------------------------|----------------------------------|------------------------------|----------------------------------|-------------------------------|----------------------------------|-------------------------------|----------------------------------|------------------------------|----------------------------------|------------------------------|---------------------------------|------------------------------|---------------------------------|--|------------------------------|---------------------------------|----------------------------------|------------------------------------|----------------------------------|
| 13 Carl Crawford, L (1, 7) OBP: 0.294, SLG: 0.324 | 1-3 K | | 1-1 G6-4-3 1B | | 0-0 HR 1B | | 0-0 B2-3 | | | 4 | 1 | 2 | 0 | 0 | 1 | 0 | Boston Red Sox @ Tampa Bay Devil Rays Tropicana Field, St. Petersburg, FL Wed Jul 02 2003, 7:15 PM EDT Att: 14,345 - Dome - 72 F livebaseballscorecards.com | | | | | |
| 5 Rocco Baldelli, R (1, 8) OBP: 0.344, SLG: 0.462 | 1-2 F9 | | 1-0 G6-4-3 | | 0-1 P3 | | | 0-0 SF9 3B | | 4 | 1 | 1 | 0 | 0 | 0 | 4 | | | | | | |
| Aubrey Huff, L (1, 9) OBP: 0.361, SLG: 0.552 | 1-1 G6-3 | | | 1-3 K | 2-1 HR | | | 0-0 SF9 | | 3 | 1 | 1 | 4 | 0 | 1 | 0 | | | | | | |
| Ben Grieve, L (1, 10) OBP: 0.375, SLG: 0.350 | | 1-1 G4-3 | | 1-0 FC4-6 2B | 2-3 K | | | 0-0 G3-1 | | 4 | 0 | 1 | 0 | 0 | 1 | 0 | | | | | | |
| Travis Lee, L (1, 3) OBP: 0.320, SLG: 0.416 | | 3-1 2B | | 4-0 FC4-6 BB | | 3-2 G4-3 | | 1-2 P5 | | 3 | 0 | 1 | 0 | 1 | 0 | 0 | | | | | | |
| Damian Rolis, R (1, 5) OBP: 0.343, SLG: 0.418 | | 0-3 K | | 2-1 FC4-6 | 1-2 2-3 1B | | 0-0 L4-3 1B | | 0-1 G1-3 | 4 | 0 | 1 | 0 | 0 | 1 | 3 | | | | | | |
| Marlon Anderson, L (1, 4) OBP: 0.332, SLG: 0.371 | | 2-3 K | | 1-3 K | | 0-0 L4-3 | | | 0-1 G3-1 | 4 | 0 | 0 | 0 | 0 | 2 | 4 | | | | | | |
| Toby Hall, R (1, 2) OBP: 0.316, SLG: 0.371 Al Martin, L (9, PH) OBP: 0.313, SLG: 0.329 | | | 4-1 FC5-4 BB | | 1-0 G6-3 | | | 0-0 G6-3 | 1-1 G6-3 | 2 | 0 | 0 | 0 | 1 | 0 | 0 | | | | | | |
| Julio Lugo, R (1, 6) OBP: 0.305, SLG: 0.323 | | | 1-1 FC5-4 13 1B | | 1-0 E6 13 1B HR | | | 3-3 K | | 3 | 1 | 0 | 0 | 0 | 1 | 1 | | | | | | |
| Inning Stats | R: 0 E: 0 K: 1 S: 8 | H: 0 LOB: 0 BB: 0 P: 11 | R: 0 E: 0 K: 2 S: 11 | H: 1 LOB: 1 BB: 0 P: 17 | R: 0 E: 0 K: 0 S: 6 | H: 1 LOB: 1 BB: 1 P: 13 | R: 0 E: 0 K: 2 S: 13 | H: 1 LOB: 2 BB: 1 P: 22 | R: 3 E: 1 K: 1 S: 10 | H: 2 LOB: 0 BB: 0 P: 16 | R: 0 E: 0 K: 0 S: 9 | H: 1 LOB: 0 BB: 0 P: 12 | R: 0 E: 0 K: 1 S: 5 | H: 0 LOB: 0 BB: 0 P: 8 | R: 1 E: 0 K: 0 S: 8 | H: 1 LOB: 0 BB: 0 P: 9 | | R: 0 E: 0 K: 0 S: 6 | H: 0 LOB: 0 BB: 0 P: 7 | 1B: 3 2B: 3 3B: 1 HR: 1 | SF: 1 SAC: 0 DP: 2 HBP: 0 | WP: 0 PB: 0 SB: 0 CS: 0 |
| PITCHER | IP WLS BF H R ER SO BB IBB HBP BLK WP HR S P ERA WHIP | | | | | | | | | | | | | | | | | | | | | |
| Pedro Martinez, R (1, 1) ERA: 2.53 | 7.0 | W 28 | 6 | 3 | 0 | 7 | 2 | 0 | 0 | 0 | 0 | 0 | 1 | 62 | 99 | 0.00 | 1.143 | | | | | |
| Alan Embree, L (8, 1) ERA: 3.94 | 1.0 | H 4 | 1 | 1 | 1 | 0 | 0 | 0 | 0 | 0 | 0 | 0 | 8 | 9 | 9.00 | 1.000 | | | | | | |
| Byung-Hyun Kim, R (9, 1) ERA: 3.81 | 1.0 | S 3 | 0 | 0 | 0 | 0 | 0 | 0 | 0 | 0 | 0 | 0 | 6 | 7 | 0.00 | 0.000 | | | | | | |

| Batter | 1 | 2 | 3 | 4 | 5 | 6 | 7 | 8 | 9 | 10 | AB | R | H | RBI | BB | SO | LOB | TOP | | | | | | | | | | | | | | | | | | |
|--|------------------------------|----------------------------------|-------------------------------|----------------------------------|-------------------------------|----------------------------------|-------------------------------|----------------------------------|------------------------------|----------------------------------|------------------------------|----------------------------------|------------------------------|---------------------------------|-------------------------------|----------------------------------|-------------------------------|--|-------------------------------|----------------------------------|----------------------------------|------------------------------------|----------------------------------|--------|--|--|--|--|--|--|--|--|--|--|--|--|
| Gabe Kapler, R OBP: 0.344, SLG: 0.427 | (1, 8) P6 | | (2, 3) K | | (0, 1) G6-3 | (2, 0) L8 | | | (2, 2) FC4-6 1B | | 5 | 0 | 1 | 0 | 0 | 1 | 1 | Boston Red Sox @ Tampa Bay Devil Rays Tropicana Field, St. Petersburg, FL Thu Jul 03 2003, 6:05 PM EDT Att. 12,838 - Dome - 72 F livebaseballscorecards.com | | | | | | | | | | | | | | | | | | |
| Todd Walker, L OBP: 0.353, SLG: 0.446 | (1, 4) G3-1 | | (4, 2) BB BB | | (0, 0) F8 | (1, 0) G4-3 | | | (0, 3) K | | 4 | 0 | 0 | 0 | 1 | 1 | 2 | | | | | | | | | | | | | | | | | | | |
| Nomar Garciaparra, R OBP: 0.377, SLG: 0.584 | (1, 6) G5-3 | | (0, 0) F8 | | (4, 2) HR BB | | (0, 0) L5 | | (0, 2) FC4-6 1-2 | | 4 | 1 | 0 | 0 | 1 | 0 | 2 | | | | | | | | | | | | | | | | | | | |
| Manny Ramirez, R OBP: 0.418, SLG: 0.577 | | (0, 1) HR | (4, 0) BB | | (3, 2) HR | | (0, 3) K | | (2, 1) G5-3 | | 4 | 2 | 2 | 3 | 1 | 1 | 1 | | | | | | | | | | | | | | | | | | | |
| 34 David Ortiz, L OBP: 0.385, SLG: 0.505 | (1, 10) FC5 2B | (1, 1) HR | (2, 1) F8 | | (2, 1) HR | | (0, 1) L1 | | | (1, 3) K | 5 | 1 | 2 | 1 | 0 | 1 | 2 | | | | | | | | | | | | | | | | | | | |
| Kevin Millar, R OBP: 0.375, SLG: 0.545 | (1, 3) F7 | | | (0, 3) K | (3, 2) G5-3 | | | (1, 2) G1-3 | | (1, 2) G6-3 | 5 | 0 | 0 | 0 | 0 | 1 | 1 | | | | | | | | | | | | | | | | | | | |
| Trot Nixon, L OBP: 0.406, SLG: 0.556 | (1, 9) BB | | | (4, 2) BB | | (3, 0) HR | | (1, 1) P6 | | (3, 3) K | 3 | 1 | 1 | 1 | 2 | 1 | 0 | | | | | | | | | | | | | | | | | | | |
| Bill Mueller, S OBP: 0.389, SLG: 0.524 Freddy Sanchez, R OBP: 0.222, SLG: 0.296 | (1, 5) K | (1, 3) K | | (2, 1) F8 | | (2, 1) G5-3 HBP | | (1, 2) G3-1 | | | 2 | 0 | 0 | 0 | 0 | 1 | 3 | | | | | | | | | | | | | | | | | | | |
| Doug Mirabeli, R OBP: 0.267, SLG: 0.376 | (1, 2) FC5 2-3f | | | (0, 3) K | | (1, 2) G5-3 | | (1, 1) G3 | | | 0 | 0 | 0 | 0 | 0 | 0 | 0 | | | | | | | | | | | | | | | | | | | |
| | | | | | | | | | | | 4 | 0 | 0 | 0 | 0 | 1 | 5 | | | | | | | | | | | | | | | | | | | |
| Inning Stats | R: 0 E: 0 K: 0 S: 6 | H: 0 LOB: 0 BB: 0 P: 10 | R: 1 E: 0 K: 1 S: 14 | H: 2 LOB: 2 BB: 1 P: 22 | R: 0 E: 0 K: 1 S: 12 | H: 0 LOB: 2 BB: 2 P: 24 | R: 0 E: 0 K: 2 S: 10 | H: 0 LOB: 1 BB: 1 P: 16 | R: 3 E: 0 K: 0 S: 8 | H: 2 LOB: 0 BB: 1 P: 30 | R: 1 E: 0 K: 0 S: 8 | H: 1 LOB: 1 BB: 0 P: 17 | R: 0 E: 0 K: 1 S: 6 | H: 0 LOB: 0 BB: 0 P: 6 | R: 0 E: 0 K: 0 S: 10 | H: 0 LOB: 1 BB: 0 P: 14 | R: 0 E: 0 K: 1 S: 12 | H: 1 LOB: 1 BB: 0 P: 16 | R: 0 E: 0 K: 2 S: 11 | H: 0 LOB: 0 BB: 0 P: 16 | 1B: 1 2B: 1 3B: 0 HR: 4 | SF: 0 SAC: 0 DP: 0 HBP: 2 | WP: 0 PB: 0 SB: 0 CS: 0 | PA: 43 | | | | | | | | | | | | |
| PITCHER | IP 5.0 | WLS 24 | H 4 | R 4 | ER 4 | SO 4 | BB 5 | IBB 0 | HBP 0 | BLK 0 | WP 0 | HR 3 | S 60 | P 102 | ERA 7.20 | WHIP 1.800 | | | | | | | | | | | | | | | | | | | | |
| Geremi Gonzalez, R ERA: 4.12 | (1, 1) | | | | | | | | | | | | | | | | | | | | | | | | | | | | | | | | | | | |
| Brandon Backe, R ERA: 4.76 | (6, 1) | 2.0 | 8 | 1 | 1 | 1 | 1 | 0 | 0 | 1 | 0 | 0 | 1 | 14 | 23 | 4.50 | 0.500 | | | | | | | | | | | | | | | | | | | |
| Carlos Reyes, R ERA: 4.71 | (8, 1) | 1.0 | 4 | 0 | 0 | 0 | 0 | 0 | 0 | 1 | 0 | 0 | 0 | 10 | 14 | 0.00 | 0.000 | | | | | | | | | | | | | | | | | | | |
| Travis Harper, R ERA: 3.32 | (9, 1) | 2.0 | W | 7 | 1 | 0 | 0 | 3 | 0 | 0 | 0 | 0 | 0 | 23 | 32 | 0.00 | 0.500 | | | | | | | | | | | | | | | | | | | |



| Batter | 1 | 2 | 3 | 4 | 5 | 6 | 7 | 8 | 9 | 10 | AB | R | H | RBI | BB | SO | LOB | BOTTOM | | | | | | | | | | | | | | | | |
|--|----------------------------------|----------------------------------|-------------------------------|----------------------------------|------------------------------|---------------------------------|------------------------------|----------------------------------|------------------------------|----------------------------------|-------------------------------|----------------------------------|------------------------------|----------------------------------|------------------------------|----------------------------------|------------------------------|--|-------------------------------|----------------------------------|----------------------------------|------------------------------------|----------------------------------|--------|--|--|--|--|--|--|--|--|--|--|
| 13 Carl Crawford, L OBP: 0.296, SLG: 0.332 | (1, 7) FC8-4 1B | (1, 1) HR 2H | | | (1, 1) G3 | | (0, 0) F9 | | | | 5 | 0 | 2 | 2 | 0 | 1 | 2 | Boston Red Sox @ Tampa Bay Devil Rays Tropicana Field, St. Petersburg, FL Thu Jul 03 2003, 6:05 PM EDT Att. 12,838 - Dome - 72 F livebaseballscorecards.com | | | | | | | | | | | | | | | | |
| 5 Rocco Baldelli, R OBP: 0.339, SLG: 0.455 | (1, 8) FC8-4 1-2f CS | (0, 0) F8 | | | (1, 3) K | | | (1, 0) G3 | | (0, 2) G5-3 | 5 | 0 | 0 | 0 | 0 | 1 | 2 | | | | | | | | | | | | | | | | | |
| Aubrey Huff, L OBP: 0.351, SLG: 0.550 Terry Shumpert, R OBP: 0.295, SLG: 0.406 | (1, 9) 1-2 1B | | | | (2, 2) G1-3 | | | (1, 1) G3-1 | | (1, 2) 1B 1B | 5 | 0 | 2 | 0 | 0 | 0 | 0 | | | | | | | | | | | | | | | | | |
| Travis Lee, L OBP: 0.322, SLG: 0.413 | (1, 3) G1-3 | | | | (0, 0) F8 | | | (1, 1) G3-1 | | (0, 1) 1B 1B | 4 | 1 | 1 | 0 | 1 | 0 | 1 | | | | | | | | | | | | | | | | | |
| Al Martin, L OBP: 0.323, SLG: 0.361 | | (3, 1) HR PB 2B | | (1, 2) P3 | | | (1, 3) K | | (1, 3) K | (4, 0) 1B 1B | 4 | 2 | 2 | 2 | 1 | 1 | 0 | | | | | | | | | | | | | | | | | |
| Damian Rolis, R OBP: 0.327, SLG: 0.398 | | (0, 0) B1 | | | (3, 3) K | | (1, 2) P4 | | (0, 2) F8 | (2, 3) K | 5 | 0 | 0 | 0 | 0 | 2 | 4 | | | | | | | | | | | | | | | | | |
| Marlon Anderson, L OBP: 0.337, SLG: 0.373 | | (1, 3) K PB 13 3B | | | (4, 1) BB | | | (2, 2) F8 | | (0, 0) SH1-4 1B | 4 | 1 | 2 | 1 | 1 | 1 | 1 | | | | | | | | | | | | | | | | | |
| Toby Hall, R OBP: 0.313, SLG: 0.366 Jason Tyner, L OBP: 0.365, SLG: 0.403 Javier Valentin, S OBP: 0.264, SLG: 0.389 | (1, 2) K | (0, 3) K | | | (1, 3) K | | | (1, 0) F7 | | (0, 0) SH1-4 | 3 | 0 | 0 | 0 | 0 | 2 | 3 | | | | | | | | | | | | | | | | | |
| Julio Lugo, R OBP: 0.310, SLG: 0.321 Ben Greve, L OBP: 0.373, SLG: 0.348 Antonio Perez, R OBP: 0.288, SLG: 0.357 | (1, 6) K PB 13 3B BB | | | | (2, 1) F7 | | | (4, 2) BB | | (1, 3) K | 1 | 1 | 0 | 0 | 2 | 0 | 1 | | | | | | | | | | | | | | | | | |
| | | | | | | | | | | | 1 | 0 | 0 | 0 | 0 | 1 | 1 | | | | | | | | | | | | | | | | | |
| Inning Stats | R: 0 E: 0 K: 0 S: 11 | H: 2 LOB: 1 BB: 0 P: 13 | R: 3 E: 1 K: 2 S: 14 | H: 2 LOB: 1 BB: 1 P: 22 | R: 0 E: 0 K: 0 S: 6 | H: 0 LOB: 0 BB: 1 P: 8 | R: 0 E: 0 K: 2 S: 9 | H: 0 LOB: 1 BB: 1 P: 19 | R: 0 E: 0 K: 1 S: 8 | H: 0 LOB: 0 BB: 1 P: 12 | R: 0 E: 0 K: 1 S: 10 | H: 0 LOB: 0 BB: 0 P: 13 | R: 0 E: 0 K: 0 S: 8 | H: 0 LOB: 1 BB: 1 P: 15 | R: 2 E: 0 K: 0 S: 9 | H: 1 LOB: 0 BB: 1 P: 17 | R: 0 E: 0 K: 2 S: 8 | H: 1 LOB: 1 BB: 0 P: 11 | R: 1 E: 0 K: 1 S: 14 | H: 3 LOB: 3 BB: 1 P: 23 | 1B: 6 2B: 1 3B: 1 HR: 1 | SF: 0 SAC: 1 DP: 0 HBP: 0 | WP: 0 PB: 2 SB: 1 CS: 1 | PA: 43 | | | | | | | | | | |
| PITCHER | IP 6.2 | WLS 27 | H 4 | R 3 | ER 0 | SO 6 | BB 3 | IBB 0 | HBP 0 | BLK 0 | WP 0 | HR 0 | S 65 | P 101 | ERA 0.00 | WHIP 1.050 | | | | | | | | | | | | | | | | | | |
| 49 Tim Wakefield, R ERA: 4.41 | (1, 1) | | | | | | | | | | | | | | | | | | | | | | | | | | | | | | | | | |
| Brandon Lyon, R ERA: 4.2 | (7, 1) | 1.1 | B | 6 | 1 | 2 | 2 | 0 | 1 | 0 | 0 | 0 | 1 | 10 | 18 | 13.50 | 1.500 | | | | | | | | | | | | | | | | | |
| 50 Mike Timlin, R ERA: 3.49 | (9, 1) | 1.2 | L | 10 | 4 | 1 | 1 | 3 | 0 | 1 | 0 | 0 | 0 | 22 | 34 | 5.40 | 2.400 | | | | | | | | | | | | | | | | | |



| Batter | 1 | 2 | 3 | 4 | 5 | 6 | 7 | 8 | 9 | AB | R | H | RBI | BB | SO | LOB | TOP | | | | | |
|--|------------------------------|----------------------------------|-------------------------------|----------------------------------|-------------------------------|----------------------------------|------------------------------|----------------------------------|------------------------------|---------------------------------|------------------------------|---------------------------------|------------------------------|----------------------------------|------------------------------|----------------------------------|--|----------------------------------|----------------------------------|------------------------------------|-------------------------|--------|
| Roberto Alomar, S (1, 4) OBP: 0.341, SLG: 0.358 | 2-2 1B | 3-2 1B | | | 2-1 F7 | | 4-1 BB | | | 3 | 0 | 2 | 2 | 1 | 0 | 0 | Chicago White Sox @ Tampa Bay Devil Rays Tropicana Field, St. Petersburg, FL Fri Jul 04, 2003, 5:15 PM EDT Att. 9,493 - Dome - 72 F | | | | | |
| Jose Valentin, S (1, 6) OBP: 0.329, SLG: 0.450 | 4-2 BB | 1-1 CS | 0-3 K2-3 | | 1-0 1B | | 1-0 G1-3 | | | 3 | 0 | 1 | 0 | 1 | 1 | 2 | | | | | | |
| Frank Thomas, R (1, 10) OBP: 0.426, SLG: 0.582 | 0-1 P4 | | 4-2 G5-4-3 BB | | 1-0 F9 | | | 3-1 P3 | | 3 | 0 | 0 | 0 | 1 | 0 | 2 | | | | | | |
| Magglio Ordonez, R (1, 9) OBP: 0.352, SLG: 0.495 | 1-0 G1-3 | | 0-2 G5-4-3 | | 1-1 G6-3 | | | 3-1 G6-3 | | 4 | 0 | 0 | 0 | 0 | 0 | 2 | | | | | | |
| Carl Everett, S (1, 8) OBP: 0.349, SLG: 0.529 | | 0-0 E4 24 BB 1B | | 2-3 K | | 0-0 G3 | | 1-2 G3 | | 4 | 1 | 0 | 0 | 0 | 1 | 0 | | | | | | |
| Carlos Lee, R (1, 7) OBP: 0.318, SLG: 0.445 | | 2-3 K | | 4-2 FC4-6 BB | | 0-1 P2 | | | 3-2 G5-3 | 3 | 0 | 0 | 0 | 1 | 1 | 1 | | | | | | |
| Aaron Rowand, R (9, 7) OBP: 0.279, SLG: 0.354 | | 1-2 K | | | | | | | | 0 | 0 | 0 | 0 | 0 | 0 | 0 | | | | | | |
| Brian Daubach, L (1, 3) OBP: 0.370, SLG: 0.461 | | 4-0 24 BB 1B | | 0-0 FC4-6 | | 1-1 FC6-4 1B | | | 1-0 HR | 3 | 2 | 2 | 1 | 1 | 0 | 1 | | | | | | |
| 24 Joe Crede, R (1, 5) OBP: 0.266, SLG: 0.340 | | 4-0 1B | | 3-2 P1 | | 1-0 F9 | | 2-2 P6 | | 3 | 0 | 0 | 0 | 1 | 0 | 2 | | | | | | |
| Miguel Olivo, R (1, 2) OBP: 0.274, SLG: 0.369 | | 2-3 K | | | 0-0 B1-3 | | 1-2 FC6-4 | | 2-3 K | 4 | 0 | 0 | 0 | 0 | 2 | 4 | | | | | | |
| Inning Stats | R: 0 E: 0 K: 0 S: 9 | H: 1 LOB: 1 BB: 1 P: 15 | R: 2 E: 1 K: 2 S: 13 | H: 1 LOB: 1 BB: 2 P: 29 | R: 0 E: 0 K: 1 S: 10 | H: 0 LOB: 0 BB: 1 P: 14 | R: 0 E: 0 K: 1 S: 9 | H: 0 LOB: 1 BB: 1 P: 18 | R: 0 E: 0 K: 0 S: 5 | H: 1 LOB: 1 BB: 0 P: 9 | R: 0 E: 0 K: 0 S: 5 | H: 0 LOB: 0 BB: 0 P: 6 | R: 0 E: 0 K: 0 S: 8 | H: 1 LOB: 2 BB: 1 P: 16 | R: 0 E: 0 K: 0 S: 7 | H: 0 LOB: 0 BB: 0 P: 14 | R: 1 E: 0 K: 1 S: 13 | H: 1 LOB: 0 BB: 0 P: 21 | 1B: 4 2B: 0 3B: 0 HR: 1 | SF: 0 SAC: 0 DP: 1 HBP: 0 | WP: 0 PB: 0 CS: 1 | PA: 37 |
| PITCHER | IP | WLS | BF | H | R | ER | SO | BB | IBB | HBP | BLK | WP | HR | S | P | ERA | WHIP | | | | | |
| Victor Zambrano, R (1, 1) ERA: 3.69 | 8.0 | | 32 | 4 | 2 | 0 | 4 | 6 | 0 | 0 | 0 | 0 | 0 | 66 | 121 | 0.00 | 1.250 | | | | | |
| Jesus Colome, R (9, 1) ERA: 3.63 | 1.0 | W | 4 | 1 | 1 | 1 | 1 | 0 | 0 | 0 | 0 | 0 | 1 | 13 | 21 | 9.00 | 1.000 | | | | | |

AB 30
R 3
H 5
RBI 3
BB 6
SO 5
LOB 14




| Batter | 1 | 2 | 3 | 4 | 5 | 6 | 7 | 8 | 9 | AB | R | H | RBI | BB | SO | LOB | BOTTOM | | | | | |
|---|------------------------------|----------------------------------|------------------------------|----------------------------------|-------------------------------|----------------------------------|------------------------------|----------------------------------|-------------------------------|----------------------------------|-------------------------------|----------------------------------|-------------------------------|----------------------------------|------------------------------|----------------------------------|--|----------------------------------|----------------------------------|------------------------------------|-------------------------|--------|
| 13 Carl Crawford, L (1, 7) OBP: 0.298, SLG: 0.343 | 2-2 G3-1 | | 2-2 G4-3 | | 1-3 K | | 0-0 5 1B | | 0-1 HR | 5 | 1 | 2 | 3 | 0 | 1 | 2 | Chicago White Sox @ Tampa Bay Devil Rays Tropicana Field, St. Petersburg, FL Fri Jul 04, 2003, 5:15 PM EDT Att. 9,493 - Dome - 72 F | | | | | |
| 5 Rocco Baldelli, R (1, 8) OBP: 0.338, SLG: 0.453 | 1-0 F7 | | | 1-0 L6 | | 0-1 G6-3 | 1-2 1B | | | 4 | 0 | 1 | 0 | 0 | 0 | 0 | | | | | | |
| Aubrey Huff, L (1, 9) OBP: 0.363, SLG: 0.552 | 2-1 1B | | | 2-2 G4-3 2B | | 2-3 K | 2-3 K | | | 4 | 0 | 2 | 0 | 0 | 2 | 2 | | | | | | |
| Ben Grieve, L (1, 10) OBP: 0.372, SLG: 0.347 | 2-3 K | | | 1-1 G4-3 | | 2-1 BB | 1-2 1B | | 1-2 F9 | 3 | 0 | 1 | 0 | 0 | 1 | 2 | | | | | | |
| Terry Shumpert, R (9, PH) OBP: 0.291, SLG: 0.400 | | | | 2-3 | | | | | | 1 | 0 | 0 | 0 | 0 | 0 | 0 | | | | | | |
| Travis Lee, L (1, 3) OBP: 0.321, SLG: 0.408 | | 2-1 P6 | | 3-1 F8 | | 4-1 FC6-4 | 1-2 BB | | 2-2 G5-3 | 3 | 0 | 0 | 0 | 1 | 0 | 1 | | | | | | |
| Damian Rolis, R (1, 5) OBP: 0.316, SLG: 0.383 | | 0-1 L8 | | | 1-3 K | 0-0 FC6-4 | | | 1-3 K | 4 | 0 | 0 | 0 | 0 | 2 | 2 | | | | | | |
| Marlon Anderson, L (1, 4) OBP: 0.333, SLG: 0.368 | | 3-2 G4-3 | | | 1-3 K | | 1-2 P6 | | 1-3 K2-3 | 3 | 0 | 0 | 0 | 0 | 1 | 0 | | | | | | |
| Antonio Perez, R (9, PH) OBP: 0.286, SLG: 0.357 | | | | | | | | | | 0 | 0 | 0 | 0 | 0 | 0 | 0 | | | | | | |
| Jason Tyner, L (9, PH) OBP: 0.360, SLG: 0.397 | | | | | | | | | | 1 | 0 | 0 | 0 | 0 | 1 | 0 | | | | | | |
| Javier Valentin, S (1, 2) OBP: 0.275, SLG: 0.368 | | | 1-3 K | | 3-2 1B | | 2-3 K | | 4-2 13 HR 1B | 3 | 1 | 1 | 0 | 1 | 2 | 0 | | | | | | |
| Julio Lugo, R (1, 6) OBP: 0.314, SLG: 0.339 | | | 0-2 G6-3 | | 1-2 1B | | 1-2 HR | | 1-2 13 HR 1B | 3 | 1 | 2 | 1 | 0 | 0 | 0 | | | | | | |
| Al Martin, L (9, PH) OBP: 0.327, SLG: 0.366 | | | | | | | | | | 1 | 1 | 1 | 0 | 0 | 0 | 0 | | | | | | |
| Inning Stats | R: 0 E: 0 K: 1 S: 9 | H: 1 LOB: 0 BB: 0 P: 16 | R: 0 E: 0 K: 0 S: 8 | H: 0 LOB: 0 BB: 0 P: 13 | R: 0 E: 0 K: 1 S: 10 | H: 0 LOB: 0 BB: 0 P: 13 | R: 0 E: 0 K: 0 S: 8 | H: 1 LOB: 1 BB: 0 P: 15 | R: 0 E: 0 K: 3 S: 21 | H: 2 LOB: 2 BB: 0 P: 27 | R: 0 E: 0 K: 1 S: 12 | H: 1 LOB: 2 BB: 1 P: 20 | R: 1 E: 0 K: 2 S: 16 | H: 3 LOB: 0 BB: 0 P: 22 | R: 0 E: 0 K: 1 S: 9 | H: 0 LOB: 0 BB: 0 P: 13 | R: 3 E: 0 K: 1 S: 10 | H: 2 LOB: 1 BB: 1 P: 16 | 1B: 7 2B: 1 3B: 0 HR: 2 | SF: 0 SAC: 0 DP: 0 HBP: 0 | WP: 0 PB: 0 CS: 0 | PA: 37 |
| PITCHER | IP | WLS | BF | H | R | ER | SO | BB | IBB | HBP | BLK | WP | HR | S | P | ERA | WHIP | | | | | |
| Bartolo Colon, R (1, 1) ERA: 4.06 | 6.2 | | 29 | 8 | 1 | 1 | 7 | 1 | 0 | 0 | 0 | 0 | 0 | 79 | 119 | 1.35 | 1.350 | | | | | |
| Damaso Marte, L (7, 1) ERA: 1.91 | 1.1 | H | 4 | 0 | 0 | 0 | 2 | 0 | 0 | 0 | 0 | 0 | 0 | 14 | 20 | 0.00 | 0.000 | | | | | |
| Billy Koch, R (9, 1) ERA: 5.3 | 0.1 | L | 4 | 2 | 3 | 3 | 1 | 1 | 0 | 0 | 0 | 0 | 1 | 10 | 16 | 81.00 | 9.000 | | | | | |

AB 35
R 4
H 10
RBI 4
BB 2
SO 10
LOB 9



| Batter | 1 | 2 | 3 | 4 | 5 | 6 | 7 | 8 | 9 | AB R H RBI BB SO LOB | TOP | | | | | | | | | | | |
|---|---|----------------------------------|------------------------------|----------------------------------|-------------------------------|----------------------------------|------------------------------|----------------------------------|-------------------------------|----------------------------------|---|----------------------------------|---|----------------------------------|------------------------------|---------------------------------|-------------------------------|----------------------------------|----------------------------------|------------------------------------|----------------------------------|--------|
| Roberto Alomar, S (1,4) OBP: 0.342, SLG: 0.362 | 1-2 L6 SH3 1B | | 3-2 P6 | | 0-0 FC4-6 1B | | 3-3 K | | 2-2 G3 2B | 5 1 2 0 0 1 2 | Chicago White Sox @ Tampa Bay Devil Rays Tropicana Field, St. Petersburg, FL Sat Jul 05 2003, 6:15 PM EDT Att: 13,365 - Dome - 72 F livebaseballscorecards.com | | | | | | | | | | | |
| Willie Harris, L (1,8) OBP: 0.235, SLG: 0.242 | 0-0 SH3 | | 0-0 | | 1-2 | | 1-2 P6 | | 1-0 G3 | 4 0 2 0 0 0 1 | | | | | | | | | | | | |
| Frank Thomas, R (1,3) Aaron Rowand, R (9, PR) OBP: 0.279, SLG: 0.354 | 4-1 BB | | 1-3 K | | 2-3 K | | 0-1 1B | | 2-1 2B | 4 0 2 1 1 2 4 0 0 0 0 0 0 0 | | | | | | | | | | | | |
| Brian Daubach, L (1,9) OBP: 0.371, SLG: 0.454 | 2-1 L6 | | | | | | 3-1 BB 1B | | 3-H 2-3 K | 4 0 1 0 1 2 3 | | | | | | | | | | | | |
| Carl Everett, S (1,10) OBP: 0.353, SLG: 0.532 | | 4-0 CS BB | | 1-1 | | | 2-1 BB 1B | | 0-0 P5 | 4 0 2 0 1 0 3 | | | | | | | | | | | | |
| Carlos Lee, R (1,7) OBP: 0.318, SLG: 0.441 | | 0-1 F7 | | 1-3 K | | | 4-0 1B | | 1-2 G6-3 | 3 0 0 0 1 1 2 | | | | | | | | | | | | |
| Jose Valentin, S (1,6) OBP: 0.325, SLG: 0.444 | | 2-2 G6-3 | | 1-0 G3 | | | 1-2 BB | | 0-0 F7 | 4 0 0 0 0 0 5 | | | | | | | | | | | | |
| Tony Graffanino, R (1,5) OBP: 0.336, SLG: 0.405 | | | 0-1 1B | | 1-2 L5 | | 0-3 K | | 0-1 G6-3 | 4 0 1 0 0 1 3 | | | | | | | | | | | | |
| Miguel Olivo, R (1,2) Magglio Ordonez, R (9, PH) OBP: 0.354, SLG: 0.506 | | | 1-3 K | | 4-1 FC4-6 BB | | 3-3 K | | 2-2 HR | 2 0 0 0 1 2 4 1 1 1 1 0 0 0 | | | | | | | | | | | | |
| Inning Stats | R: 0 E: 0 K: 0 S: 8 | H: 1 LOB: 1 BB: 1 P: 15 | R: 0 E: 0 K: 0 S: 5 | H: 0 LOB: 0 BB: 1 P: 11 | R: 0 E: 0 K: 2 S: 14 | H: 2 LOB: 2 BB: 0 P: 19 | R: 0 E: 0 K: 2 S: 9 | H: 1 LOB: 1 BB: 0 P: 14 | R: 0 E: 0 K: 1 S: 11 | H: 1 LOB: 2 BB: 1 P: 19 | R: 0 E: 0 K: 2 S: 12 | H: 1 LOB: 3 BB: 2 P: 25 | R: 0 E: 0 K: 1 S: 14 | H: 2 LOB: 0 BB: 0 P: 23 | R: 0 E: 0 K: 0 S: 6 | H: 0 LOB: 0 BB: 0 P: 7 | R: 2 E: 0 K: 1 S: 16 | H: 3 LOB: 1 BB: 0 P: 25 | 1B: 6 2B: 5 3B: 0 HR: 1 | SF: 0 SAC: 1 DP: 1 HBP: 0 | WP: 0 PB: 0 SB: 0 CS: 1 | PA: 41 |
| PITCHER | IP WLS BF H R ER SO BB IBB HBP BLK WP HR S P ERA WHIP | | | | | | | | | | | PITCHER | IP WLS BF H R ER SO BB IBB HBP BLK WP HR S P ERA WHIP | | | | | | | | | |
| Jorge Sosa, R (1,1) ERA: 4.56 | 5.1 W 25 6 0 0 5 5 0 0 0 0 0 0 52 93 0.00 2.062 | | | | | | | | | | | | | | | | | | | | | |
| Brandon Backe, R (6,1) ERA: 4.5 | 0.2 H 2 0 0 0 2 0 0 0 0 0 0 7 10 0.00 0.000 | | | | | | | | | | | | | | | | | | | | | |
| Al Levine, R (7,1) ERA: 1.67 | 1.0 H 5 2 0 0 1 0 0 0 0 0 0 14 23 0.00 2.000 | | | | | | | | | | | | | | | | | | | | | |
| Travis Harper, R (8,1) ERA: 3.26 | 1.0 H 3 0 0 0 0 0 0 0 0 0 0 6 7 0.00 0.000 | | | | | | | | | | | | | | | | | | | | | |
| Lance Carter, R (9,1) ERA: 4.17 | 1.0 S 6 3 2 2 1 0 0 0 0 0 0 1 16 25 18.00 3.000 | | | | | | | | | | | | | | | | | | | | | |


| Batter | 1 | 2 | 3 | 4 | 5 | 6 | 7 | 8 | 9 | AB R H RBI BB SO LOB | BOTTOM | | | | | | | | | |
|--|---|----------------------------------|------------------------------|---------------------------------|-------------------------------|----------------------------------|----------------------------------|----------------------------------|------------------------------|----------------------------------|---|----------------------------------|---|----------------------------------|------------------------------|---------------------------------|----------------------------------|------------------------------------|----------------------------------|--------|
| 13 Carl Crawford, L (1,7) OBP: 0.300, SLG: 0.341 | 2-0 G4-3 | | 2-3 K | | 4-2 CS BB | | 4-0 IBB BB | | | 2 0 0 0 2 1 1 | Chicago White Sox @ Tampa Bay Devil Rays Tropicana Field, St. Petersburg, FL Sat Jul 05 2003, 6:15 PM EDT Att: 13,365 - Dome - 72 F livebaseballscorecards.com | | | | | | | | | |
| 5 Rocco Baldelli, R (1,8) OBP: 0.337, SLG: 0.452 | 1-2 E BB 1B | | 0-3 K | | 1-0 F8 | | 0-0 SF9 | | | 3 0 1 1 0 1 2 | | | | | | | | | | |
| Aubrey Huff, L (1,9) Jason Tyner, L (9,9) OBP: 0.360, SLG: 0.397 | 4-2 SAFE 1-2 E BB | | 1-2 CS | | 0-0 P2 | | 3-0 CS | | 2-3 3-H 4-0 IBB | 2 0 1 0 2 0 0 0 0 0 0 0 0 0 | | | | | | | | | | |
| Ben Grieve, L (1,10) OBP: 0.364, SLG: 0.338 | 1-1 E3 | | 1-3 K | | 1-2 K | | 2-3 K | | 0-1 F8 | 4 0 0 0 0 2 6 | | | | | | | | | | |
| Travis Lee, L (1,3) OBP: 0.320, SLG: 0.406 | 2-2 G4-6-3 | | 0-2 1B | | 0-2 1B | | 3-1 G1-3 | | 0-0 G4-3 | 4 0 1 0 0 0 4 | | | | | | | | | | |
| Damian Rolis, R (1,5) OBP: 0.322, SLG: 0.396 | | 2-1 F9 | | 0-0 1B | | | 0-2 SH 1B 2B | | 1-0 F7 | 4 1 2 0 0 0 0 | | | | | | | | | | |
| Marlon Anderson, L (1,4) OBP: 0.330, SLG: 0.364 | | 0-0 G4-3 | | 1-2 L9 | | | 0-0 SH 1B 5 SF9 | | 1-0 P3 | 3 1 0 0 0 0 2 | | | | | | | | | | |
| Javier Valentin, S (1,2) OBP: 0.277, SLG: 0.400 | | 0-1 F8 | | | 1-0 HR | | 0-3 K | | | 3 1 1 1 0 1 2 | | | | | | | | | | |
| Julio Lugo, R (1,6) OBP: 0.319, SLG: 0.344 | | | 0-0 CS 1B | | 1-2 G6-3 | | 0-0 5 SF9 1-3 3-H 1B | | | 3 0 2 1 0 0 0 | | | | | | | | | | |
| Inning Stats | R: 0 E: 1 K: 0 S: 13 | H: 1 LOB: 2 BB: 1 P: 23 | R: 0 E: 0 K: 0 S: 5 | H: 0 LOB: 0 BB: 0 P: 7 | R: 0 E: 0 K: 2 S: 12 | H: 1 LOB: 0 BB: 0 P: 15 | R: 0 E: 0 K: 1 S: 12 | H: 2 LOB: 2 BB: 0 P: 14 | R: 1 E: 0 K: 0 S: 8 | H: 1 LOB: 0 BB: 1 P: 18 | R: 0 E: 0 K: 1 S: 9 | H: 1 LOB: 0 BB: 0 P: 14 | R: 2 E: 0 K: 1 S: 11 | H: 2 LOB: 3 BB: 2 P: 19 | R: 0 E: 0 K: 0 S: 3 | H: 0 LOB: 0 BB: 0 P: 5 | 1B: 6 2B: 1 3B: 0 HR: 1 | SF: 1 SAC: 1 DP: 1 HBP: 0 | WP: 0 PB: 0 SB: 0 CS: 3 | PA: 36 |
| PITCHER | IP WLS BF H R ER SO BB IBB HBP BLK WP HR S P ERA WHIP | | | | | | | | | | | PITCHER | IP WLS BF H R ER SO BB IBB HBP BLK WP HR S P ERA WHIP | | | | | | | |
| Esteban Loaiza, R (1,1) ERA: 2.28 | 7.0 L 31 8 3 3 5 3 1 0 0 0 0 0 70 110 3.86 1.571 | | | | | | | | | | | | | | | | | | | |
| David Sanders, L (8,1) ERA: 4.58 | 1.0 3 0 0 0 0 0 0 0 0 0 0 3 5 0.00 0.000 | | | | | | | | | | | | | | | | | | | |

| Batter | 1 | 2 | 3 | 4 | 5 | 6 | 7 | 8 | 9 | AB | R | H | RBI | BB | SO | LOB | TOP | | | | | | | | | | |
|--|-------------------------------|----------------------------------|-------------------------------|----------------------------------|------------------------------|----------------------------------|------------------------------|----------------------------------|-------------------------------|----------------------------------|------------------------------|----------------------------------|-------------------------------|----------------------------------|------------------------------|---------------------------------|---|----------------------------------|----------------------------------|------------------------------------|-------------------------|--------|--|--|--|--|--|
| Roberto Alomar, S (1, 4) OBP: 0.341, SLG: 0.364 Willie Harris, L (7, PH) OBP: 0.233, SLG: 0.240 | 1-0 SH1 SF9 2B | 1-1 G4-3 | 2-1 G4-6-3 | | 1-2 F9 | | 0-2 F7 | | | 4 | 1 | 1 | 0 | 0 | 0 | 3 | | | | | | | | | | | |
| Aaron Rowand, R (1, 8) OBP: 0.287, SLG: 0.370 | 1-0 SH1 2-3 | 3-2 1B | | 1-2 G5-3 | | 0-1 1B 2B | | 1-1 L5 | | 4 | 1 | 2 | 1 | 0 | 0 | 0 | | | | | | | | | | | |
| Frank Thomas, R (1, 10) OBP: 0.422, SLG: 0.580 | 1-1 SF9 | 1-1 F9 | | 3-3 K | | 1-0 F8 | | 2-0 F7 | | 4 | 0 | 0 | 1 | 0 | 1 | 2 | | | | | | | | | | | |
| Magglio Ordonez, R (1, 9) OBP: 0.355, SLG: 0.521 | 2-2 3B | | 0-0 HR | | 0-1 F8 | | 0-0 G5-3 | | 0-0 G5-3 | 5 | 1 | 2 | 1 | 0 | 0 | 1 | | | | | | | | | | | |
| Carl Everett, S (1, 7) OBP: 0.354, SLG: 0.533 | 2-3 K | | 0-1 WP HR 2B | | 2-2 L9 | | 1-1 1B | | 0-0 F9 | 5 | 1 | 2 | 1 | 0 | 1 | 1 | | | | | | | | | | | |
| 14 Paul Konerko, R (1, 3) OBP: 0.281, SLG: 0.278 | | 3-2 G5-3 | 4-0 WP HR BB | | 3-1 G5-3 | | 0-1 G4-3 | | 1-2 F8 | 4 | 1 | 0 | 0 | 1 | 0 | 1 | | | | | | | | | | | |
| Jose Valentin, S (1, 6) Tony Graffanino, R (7, 6) OBP: 0.333, SLG: 0.402 | | 2-1 24 HR 1B | 1-0 1-H 2-H HR | | 1-2 24 2B 1B | | | | 2-2 G6-3 | 3 | 3 | 3 | 3 | 0 | 0 | 0 | AB 39 R 11 H 15 RBI 11 BB 1 SO 3 LOB 11 | | | | | | | | | | |
| 24 Joe Crede, R (1, 5) OBP: 0.269, SLG: 0.357 | | 3-1 1-H HR | 1-0 F7 | | 0-2 1B 2B | | 1-1 P6 | | | 4 | 2 | 2 | 3 | 0 | 0 | 1 | | | | | | | | | | | |
| Sandy Alomar Jr., R (1, 2) OBP: 0.295, SLG: 0.391 | | 1-2 G4-3 1B 2B | 0-1 G4-6-3 1B | | 1-0 2-H 1B | | 1-3 K | | | 4 | 1 | 3 | 1 | 0 | 1 | 1 |  | | | | | | | | | | |
| Inning Stats | R: 1 E: 0 K: 1 S: 12 | H: 2 LOB: 1 BB: 0 P: 19 | R: 3 E: 0 K: 0 S: 20 | H: 4 LOB: 1 BB: 0 P: 33 | R: 4 E: 0 K: 0 S: 9 | H: 4 LOB: 0 BB: 1 P: 17 | R: 0 E: 0 K: 1 S: 8 | H: 0 LOB: 0 BB: 0 P: 12 | R: 2 E: 0 K: 0 S: 16 | H: 3 LOB: 1 BB: 0 P: 24 | R: 1 E: 0 K: 0 S: 8 | H: 2 LOB: 1 BB: 0 P: 10 | R: 0 E: 0 K: 1 S: 12 | H: 0 LOB: 0 BB: 0 P: 15 | R: 0 E: 0 K: 0 S: 4 | H: 0 LOB: 0 BB: 0 P: 7 | R: 0 E: 0 K: 0 S: 7 | H: 0 LOB: 0 BB: 0 P: 10 | 1B: 6 2B: 5 3B: 1 HR: 3 | SF: 1 SAC: 1 DP: 1 HBP: 1 | WP: 1 PB: 0 CS: 0 | PA: 43 | | | | | |
| PITCHER | IP | WLS | BF | H | R | ER | SO | BB | IBB | HBP | BLK | WP | HR | S | P | ERA | WHIP | | | | | | | | | | |
| Jason Standridge, R (1, 1) ERA: 5.74 | 2.0 | L | 15 | 8 | 7 | 7 | 1 | 1 | 0 | 0 | 0 | 0 | 2 | 35 | 59 | 31.50 | 4.500 | | | | | | | | | | |
| Carlos Reyes, R (3, 1) ERA: 4.82 | 7.0 | | 28 | 7 | 4 | 4 | 2 | 0 | 0 | 1 | 0 | 1 | 1 | 61 | 88 | 5.14 | 1.000 | | | | | | | | | | |

Chicago White Sox @ Tampa Bay Devil Rays
Tropicana Field, St. Petersburg, FL
Sun Jul 06 2003, 1:15 PM EDT
Att: 11,683 - Dome - 72 F

AB 39
R 11
H 15
RBI 11
BB 1
SO 3
LOB 11



| Batter | 1 | 2 | 3 | 4 | 5 | 6 | 7 | 8 | 9 | AB | R | H | RBI | BB | SO | LOB | BOTTOM | | | | | | | | | | |
|---|------------------------------|---------------------------------|-------------------------------|----------------------------------|------------------------------|----------------------------------|------------------------------|---------------------------------|-------------------------------|----------------------------------|-------------------------------|----------------------------------|-------------------------------|----------------------------------|-------------------------------|----------------------------------|---|----------------------------------|----------------------------------|------------------------------------|-------------------------|--------|--|--|--|--|--|
| Julio Lugo, R (1, 6) OBP: 0.313, SLG: 0.338 | 1-2 G4-3 | | 2-0 F8 | | 0-2 FC6-4 1-2F | | 0-0 F9 | | | 4 | 0 | 0 | 0 | 0 | 0 | 3 | | | | | | | | | | | |
| 5 Rocco Baldelli, R (1, 8) Jason Tyner, L (7, 8) OBP: 0.355, SLG: 0.391 | 0-0 G4-3 | | 1-0 F9 | | | 0-2 E 1B | 2-2 G3 | | | 3 | 0 | 1 | 0 | 0 | 0 | 1 | | | | | | | | | | | |
| Aubrey Huff, L (1, 10) OBP: 0.366, SLG: 0.548 | 1-1 G4-3 | | | 0-2 G3 | | 0-0 E6 1-2 | | 2-2 G6-4-3 1B | | 4 | 0 | 1 | 0 | 0 | 0 | 1 | | | | | | | | | | | |
| Travis Lee, L (1, 3) Al Martin, L (7, 3) OBP: 0.325, SLG: 0.363 | | 1-3 K | | 0-0 G4-3 | | 0-1 F7 | | 1-3 K | | 3 | 0 | 0 | 0 | 0 | 1 | 2 | | | | | | | | | | | |
| Toby Hall, R (1, 2) OBP: 0.308, SLG: 0.360 | | 1-2 G1-3 | | 1-2 P6 | | 3-2 P3 | | 0-2 G6-4-3 1-2F | | 4 | 0 | 0 | 0 | 0 | 0 | 3 | | | | | | | | | | | |
| Damian Rolis, R (1, 5) OBP: 0.320, SLG: 0.391 | | 1-1 G6-3 | | | 0-0 FC6-5 G5-3 1B | | 3-2 G5-3 | | 1-1 P4 | 4 | 0 | 1 | 0 | 0 | 0 | 2 | | | | | | | | | | | |
| Antonio Perez, R (1, 4) OBP: 0.278, SLG: 0.389 | | | 0-0 G5-3 13 1B 2B | | 3-2 G5-3 | | 1-2 F7 | | 2-3 K | 4 | 1 | 1 | 0 | 0 | 1 | 1 | AB 35 R 3 H 8 RBI 3 BB 0 SO 3 LOB 17 | | | | | | | | | | |
| Terry Shumpert, R (1, 9) OBP: 0.289, SLG: 0.419 | | | 1-2 G5-3 | | 2-1 FC6-5 13 1B | | 1-2 13 1B 3B | | 0-1 F9 | 4 | 2 | 1 | 0 | 0 | 0 | 2 | | | | | | | | | | | |
| 13 Carl Crawford, L (1, 7) OBP: 0.306, SLG: 0.347 | | | 1-0 3-H 1B | | 3-2 FC6-4 1B | | 2-2 DI 1B | | | 3 | 0 | 3 | 3 | 0 | 0 | 0 |  | | | | | | | | | | |
| Inning Stats | R: 0 E: 0 K: 0 S: 6 | H: 0 LOB: 0 BB: 0 P: 8 | R: 0 E: 0 K: 1 S: 8 | H: 0 LOB: 0 BB: 0 P: 11 | R: 0 E: 0 K: 0 S: 9 | H: 2 LOB: 1 BB: 0 P: 14 | R: 0 E: 0 K: 0 S: 8 | H: 0 LOB: 0 BB: 0 P: 9 | R: 1 E: 0 K: 0 S: 15 | H: 2 LOB: 1 BB: 0 P: 23 | R: 0 E: 1 K: 0 S: 14 | H: 1 LOB: 2 BB: 0 P: 20 | R: 1 E: 0 K: 0 S: 17 | H: 2 LOB: 1 BB: 0 P: 23 | R: 0 E: 0 K: 1 S: 11 | H: 1 LOB: 0 BB: 0 P: 14 | R: 0 E: 0 K: 1 S: 7 | H: 0 LOB: 0 BB: 0 P: 10 | 1B: 6 2B: 1 3B: 1 HR: 0 | SF: 0 SAC: 0 DP: 1 HBP: 0 | WP: 0 PB: 0 CS: 0 | PA: 35 | | | | | |
| PITCHER | IP | WLS | BF | H | R | ER | SO | BB | IBB | HBP | BLK | WP | HR | S | P | ERA | WHIP | | | | | | | | | | |
| 56 Mark Buehrle, L (1, 1) ERA: 4.34 | 7.0 | | 29 | 7 | 3 | 3 | 3 | 0 | 0 | 0 | 0 | 0 | 0 | 11 | 14 | 0.00 | 1.000 | | | | | | | | | | |
| David Sanders, L (8, 1) ERA: 4.34 | 1.0 | | 3 | 1 | 0 | 0 | 1 | 0 | 0 | 0 | 0 | 0 | 0 | 7 | 10 | 0.00 | 0.000 | | | | | | | | | | |
| Gary Glover, R (9, 1) ERA: 5.46 | 1.0 | | 3 | 0 | 0 | 0 | 1 | 0 | 0 | 0 | 0 | 0 | 0 | 7 | 10 | 0.00 | 0.000 | | | | | | | | | | |

Chicago White Sox @ Tampa Bay Devil Rays
Tropicana Field, St. Petersburg, FL
Sun Jul 06 2003, 1:15 PM EDT
Att: 11,683 - Dome - 72 F

AB 35
R 3
H 8
RBI 3
BB 0
SO 3
LOB 17



| Batter | 1 | 2 | 3 | 4 | 5 | 6 | 7 | 8 | 9 | AB | R | H | RBI | BB | SO | LOB | TOP | | | | | |
|--|-------------------------------|----------------------------------|-------------------------------|----------------------------------|-------------------------------|----------------------------------|-------------------------------|----------------------------------|------------------------------|---------------------------------|-------------------------------|----------------------------------|------------------------------|----------------------------------|------------------------------|---------------------------------|-------------------------------|----------------------------------|-----------------------------------|------------------------------------|----------------------------------|--------|
| 13 Carl Crawford, L OBP: 0.307, SLG: 0.347 | G4-3 | F8 | | SF7 | | F7 | G4-3 | | FC6 | 6 | 2 | 2 | 0 | 0 | 0 | 2 | | | | | | |
| Antonio Perez, R OBP: 0.375, SLG: 0.435 | | F8 | | | | HBP | K2-3 | | | 5 | 1 | 3 | 0 | 1 | 1 | 3 | | | | | | |
| 5 Rocco Baldelli, R OBP: 0.337, SLG: 0.450 | F9 | G5-3 | | SF7 | | | | G4-3 | | 5 | 1 | 2 | 2 | 0 | 0 | 3 | | | | | | |
| Aubrey Huff, L OBP: 0.368, SLG: 0.546 | K | | | F8 | | G3 | | G4-3 | | 5 | 0 | 2 | 0 | 0 | 1 | 3 | | | | | | |
| Damian Rolls, R OBP: 0.331, SLG: 0.395 | | P4 | | | | G3 | | FC5-4 | | 4 | 2 | 2 | 1 | 1 | 0 | 1 | | | | | | |
| Travis Lee, L OBP: 0.321, SLG: 0.409 | | | | | | G3 | | | | 5 | 1 | 3 | 3 | 0 | 0 | 5 | | | | | | |
| Toby Hall, R OBP: 0.309, SLG: 0.361 | | | | P5 | | | | G4-3 | | 5 | 1 | 2 | 0 | 0 | 0 | 4 | | | | | | |
| Ben Grieve, L OBP: 0.376, SLG: 0.351 | | | | | | | | | | 3 | 1 | 2 | 2 | 2 | 1 | 1 | | | | | | |
| Julio Lugo, R OBP: 0.311, SLG: 0.335 | | | | P3 | | G4-3 | | G2-3 | | 5 | 0 | 1 | 1 | 0 | 0 | 4 | | | | | | |
| Inning Stats | R: 0 E: 0 K: 1 S: 13 | H: 1 LOB: 1 BB: 0 P: 16 | R: 3 E: 0 K: 0 S: 12 | H: 5 LOB: 2 BB: 0 P: 20 | R: 1 E: 0 K: 0 S: 16 | H: 2 LOB: 2 BB: 1 P: 24 | R: 1 E: 0 K: 0 S: 11 | H: 3 LOB: 2 BB: 1 P: 21 | R: 0 E: 0 K: 0 S: 6 | H: 1 LOB: 0 BB: 0 P: 8 | R: 2 E: 0 K: 0 S: 16 | H: 3 LOB: 2 BB: 0 P: 25 | R: 0 E: 0 K: 1 S: 9 | H: 1 LOB: 1 BB: 0 P: 12 | R: 1 E: 0 K: 0 S: 6 | H: 2 LOB: 1 BB: 0 P: 9 | R: 1 E: 0 K: 0 S: 12 | H: 1 LOB: 2 BB: 2 P: 22 | 1B: 17 2B: 2 3B: 0 HR: 0 | SF: 1 SAC: 0 DP: 1 HBP: 1 | WP: 0 PB: 0 SB: 2 CS: 1 | PA: 49 |
| PITCHER | IP | WLS | BF | H | R | ER | SO | BB | IBB | HBP | BLK | WP | HR | S | P | ERA | WHIP | | | | | |
| Barry Zito, L ERA: 3.49 | 5.1 | L | 32 | 15 | 7 | 7 | 2 | 2 | 0 | 1 | 0 | 0 | 0 | 71 | 111 | 11.81 | 3.188 | | | | | |
| John Halama, L ERA: 4.29 | 2.2 | | 11 | 3 | 1 | 0 | 1 | 0 | 0 | 0 | 0 | 0 | 0 | 18 | 24 | 0.00 | 1.125 | | | | | |
| Mike Neu, R ERA: 3.95 | 1.0 | | 6 | 1 | 1 | 1 | 0 | 2 | 0 | 0 | 0 | 0 | 0 | 12 | 22 | 9.00 | 3.000 | | | | | |

Tampa Bay Devil Rays @ Oakland Athletics
Network Associates Coliseum, Oakland, CA
Tue Jul 08 2003, 10:05 PM EDT
Att: 13,162 - Sunny - 67 F


AB 43
R 9
H 19
RBI 9
BB 4
SO 3
LOB 26



| Batter | 1 | 2 | 3 | 4 | 5 | 6 | 7 | 8 | 9 | AB | R | H | RBI | BB | SO | LOB | BOTTOM | | | | | |
|---|------------------------------|---------------------------------|------------------------------|---------------------------------|------------------------------|----------------------------------|------------------------------|----------------------------------|------------------------------|----------------------------------|------------------------------|----------------------------------|------------------------------|----------------------------------|-------------------------------|----------------------------------|-------------------------------|----------------------------------|----------------------------------|------------------------------------|----------------------------------|--------|
| Eric Byrnes, R OBP: 0.376, SLG: 0.533 | G6-3 | | | | | | | | G5-3 | 4 | 0 | 0 | 0 | 1 | 0 | 2 | | | | | | |
| Scott Hatteberg, L OBP: 0.347, SLG: 0.375 | G4-3 | | | G4-3 | | | | | | 4 | 0 | 0 | 0 | 0 | 1 | 2 | | | | | | |
| Erubiel Durazo, L OBP: 0.401, SLG: 0.460 | P5 | | | | | | | | | 3 | 2 | 2 | 1 | 1 | 0 | 0 | | | | | | |
| Miguel Tejada, R OBP: 0.298, SLG: 0.427 | | G5-3 | | | | | | | | 4 | 1 | 1 | 0 | 0 | 0 | 1 | | | | | | |
| 3 Eric Chavez, L OBP: 0.322, SLG: 0.477 | | F7 | | | | | | | | 2 | 0 | 0 | 0 | 2 | 0 | 0 | | | | | | |
| Ramon Hernandez, R OBP: 0.324, SLG: 0.459 | | K | | | | | | | | 3 | 0 | 0 | 1 | 0 | 2 | 2 | | | | | | |
| Terrence Long, L OBP: 0.306, SLG: 0.393 | | | | | | | | | | 4 | 0 | 2 | 1 | 0 | 0 | 0 | | | | | | |
| Mark Ellis, R OBP: 0.329, SLG: 0.380 | | | | | | | | | | 3 | 0 | 1 | 0 | 1 | 1 | 3 | | | | | | |
| Billy McMillon, L OBP: 0.364, SLG: 0.417 | | | | | | | | | | 4 | 0 | 0 | 0 | 0 | 1 | 5 | | | | | | |
| Inning Stats | R: 0 E: 0 K: 0 S: 7 | H: 0 LOB: 0 BB: 0 P: 8 | R: 0 E: 0 K: 1 S: 6 | H: 0 LOB: 0 BB: 0 P: 7 | R: 0 E: 0 K: 1 S: 9 | H: 1 LOB: 2 BB: 1 P: 16 | R: 2 E: 0 K: 0 S: 9 | H: 2 LOB: 2 BB: 2 P: 19 | R: 1 E: 0 K: 0 S: 6 | H: 1 LOB: 0 BB: 0 P: 11 | R: 0 E: 0 K: 1 S: 7 | H: 0 LOB: 0 BB: 0 P: 11 | R: 0 E: 0 K: 0 S: 5 | H: 0 LOB: 1 BB: 1 P: 12 | R: 0 E: 0 K: 1 S: 10 | H: 1 LOB: 2 BB: 1 P: 20 | R: 0 E: 0 K: 1 S: 10 | H: 1 LOB: 1 BB: 0 P: 16 | 1B: 3 2B: 2 3B: 0 HR: 1 | SF: 1 SAC: 0 DP: 1 HBP: 0 | WP: 0 PB: 0 SB: 0 CS: 0 | PA: 37 |
| PITCHER | IP | WLS | BF | H | R | ER | SO | BB | IBB | HBP | BLK | WP | HR | S | P | ERA | WHIP | | | | | |
| Rob Bell, R ERA: 7.2 | 6.0 | W | 25 | 4 | 3 | 3 | 3 | 3 | 0 | 0 | 0 | 0 | 0 | 44 | 72 | 4.50 | 1.167 | | | | | |
| Brandon Backe, R ERA: 4.15 | 1.0 | | 3 | 0 | 0 | 0 | 0 | 1 | 0 | 0 | 0 | 0 | 0 | 5 | 12 | 0.00 | 1.000 | | | | | |
| Bobby Seay, L ERA: 3.68 | 0.2 | | 4 | 1 | 0 | 0 | 1 | 1 | 0 | 0 | 0 | 0 | 0 | 9 | 19 | 0.00 | 3.000 | | | | | |
| Travis Harper, R ERA: 3.19 | 1.1 | | 5 | 1 | 0 | 0 | 1 | 0 | 0 | 0 | 0 | 0 | 0 | 11 | 17 | 0.00 | 0.750 | | | | | |

Tampa Bay Devil Rays @ Oakland Athletics
Network Associates Coliseum, Oakland, CA
Tue Jul 08 2003, 10:05 PM EDT
Att: 13,162 - Sunny - 67 F

AB 31
R 3
H 6
RBI 3
BB 5
SO 5
LOB 15



| Batter | 1 | 2 | 3 | 4 | 5 | 6 | 7 | 8 | 9 | AB | R | H | RBI | BB | SO | LOB | TOP | | | | | | | | | | |
|--|-------------------------------|----------------------------------|-------------------------------|----------------------------------|-------------------------------|----------------------------------|------------------------------|----------------------------------|------------------------------|----------------------------------|------------------------------|----------------------------------|------------------------------|----------------------------------|------------------------------|---------------------------------|-------------------------|------------------------------------|-------------------------|--------|--|--|--|--|--|--|--|
| 13 Carl Crawford, L OBP: 0.305, SLG: 0.348 | G6-3 | FC5-2 | | G3 | | | | FC6-4 | | 5 | 0 | 1 | 0 | 0 | 0 | 3 | | | | | | | | | | | |
| Antonio Perez, R OBP: 0.444, SLG: 0.458 | | | | | | | | | | | | | | | | | | | | | | | | | | | |
| Al Martin, L OBP: 0.329, SLG: 0.363 | F8 | | | | | | | | | | | | | | | | | | | | | | | | | | |
| Julio Lugo, R OBP: 0.310, SLG: 0.333 | | | | | | | | | | | | | | | | | | | | | | | | | | | |
| 5 Rocco Baldelli, R OBP: 0.335, SLG: 0.446 | | | | | | | | | | | | | | | | | | | | | | | | | | | |
| Aubrey Huff, L OBP: 0.363, SLG: 0.538 | F8 | | | | | | | | | | | | | | | | | | | | | | | | | | |
| Damian Rolls, R OBP: 0.321, SLG: 0.382 | G4-3 | | | | | | | | | | | | | | | | | | | | | | | | | | |
| Travis Lee, L OBP: 0.324, SLG: 0.414 | | | | | | | | | | | | | | | | | | | | | | | | | | | |
| Toby Hall, R OBP: 0.312, SLG: 0.376 | | | | | | | | | | | | | | | | | | | | | | | | | | | |
| Ben Grieve, L OBP: 0.378, SLG: 0.351 | | | | | | | | | | | | | | | | | | | | | | | | | | | |
| Marlon Anderson, L OBP: 0.329, SLG: 0.366 | | | | | | | | | | | | | | | | | | | | | | | | | | | |
| Inning Stats | R: 0 E: 0 K: 0 S: 10 | H: 1 LOB: 2 BB: 1 P: 14 | R: 2 E: 0 K: 0 S: 13 | H: 3 LOB: 2 BB: 1 P: 23 | R: 0 E: 0 K: 1 S: 11 | H: 1 LOB: 1 BB: 0 P: 15 | R: 0 E: 0 K: 0 S: 8 | H: 0 LOB: 0 BB: 0 P: 12 | R: 0 E: 1 K: 0 S: 9 | H: 1 LOB: 1 BB: 0 P: 12 | R: 0 E: 0 K: 1 S: 8 | H: 0 LOB: 0 BB: 0 P: 14 | R: 0 E: 0 K: 0 S: 9 | H: 1 LOB: 1 BB: 0 P: 12 | R: 0 E: 0 K: 1 S: 6 | H: 0 LOB: 0 BB: 0 P: 8 | 1B: 5 2B: 3 HR: 1 | SF: 0 SAC: 0 DP: 0 HBP: 1 | WP: 0 PB: 0 CS: 4 | PA: 40 | | | | | | | |
| PITCHER | IP | WLS | BF | H | R | ER | SO | BB | IBB | HBP | BLK | WP | HR | S | P | ERA | WHIP | | | | | | | | | | |
| Ted Lilly, L ERA: 4.96 | 5.2 | | 28 | 8 | 3 | 2 | 1 | 2 | 0 | 1 | 0 | 0 | 1 | 60 | 91 | 3.18 | 1.765 | | | | | | | | | | |
| Chad Bradford, R ERA: 4.03 | 0.1 | W | 2 | 0 | 0 | 0 | 1 | 0 | 1 | 0 | 0 | 0 | 0 | 3 | 10 | 0.00 | 0.000 | | | | | | | | | | |
| Ricardo Rincon, L ERA: 4.22 | 1.0 | | 3 | 0 | 0 | 0 | 1 | 0 | 0 | 0 | 0 | 0 | 0 | 8 | 14 | 0.00 | 0.000 | | | | | | | | | | |
| Jim Mecir, R ERA: 3.75 | 1.0 | H | 4 | 1 | 0 | 0 | 0 | 0 | 0 | 0 | 0 | 0 | 0 | 9 | 12 | 0.00 | 1.000 | | | | | | | | | | |
| Keith Foulke, R ERA: 2.79 | 1.0 | S | 3 | 0 | 0 | 0 | 1 | 0 | 0 | 0 | 0 | 0 | 0 | 6 | 8 | 0.00 | 0.000 | | | | | | | | | | |

Tampa Bay Devil Rays @ Oakland Athletics
Network Associates Coliseum, Oakland, CA
Wed Jul 09 2003, 3:35 PM EDT
Att: 21,036 - Sunny - 69 F

AB 36
R 3
H 9
RBI 2
BB 3
SO 4
LOB 19

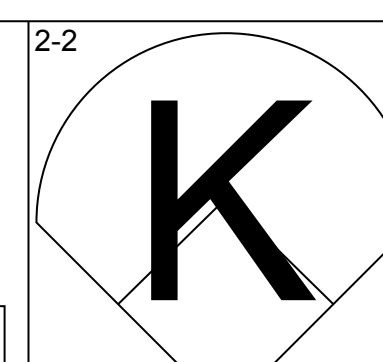
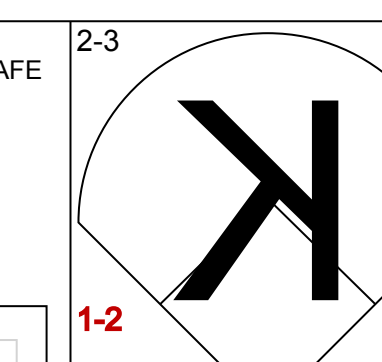
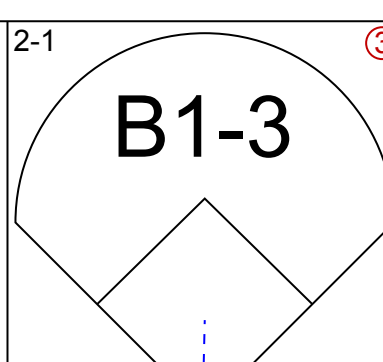
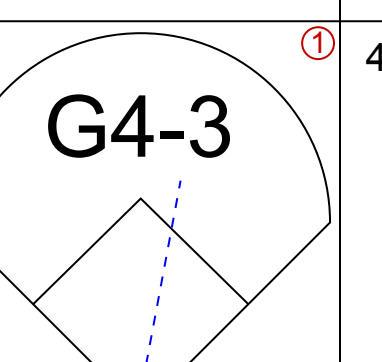
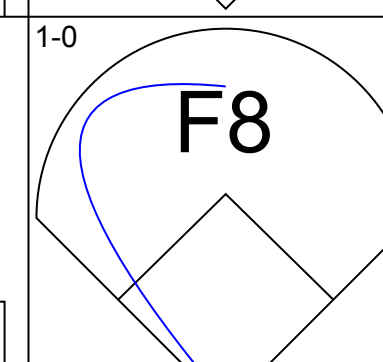
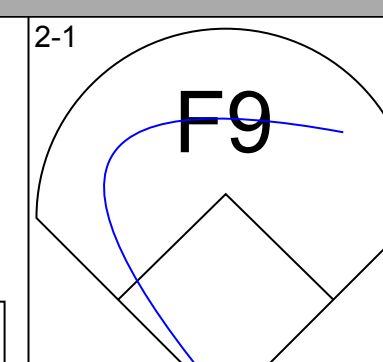
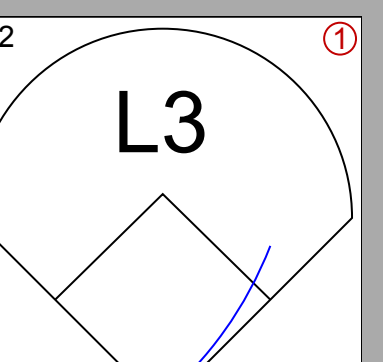
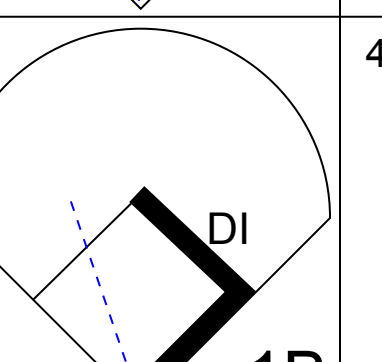
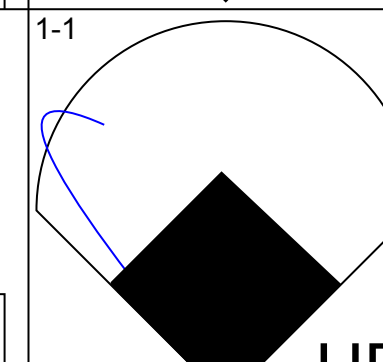
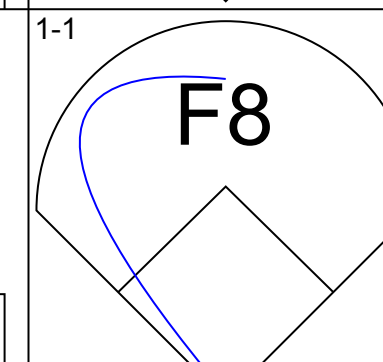
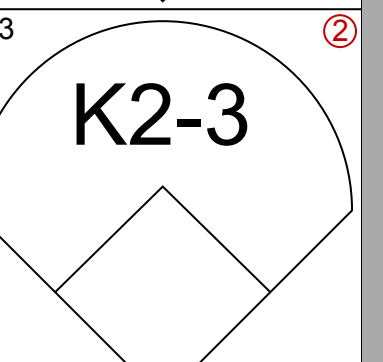
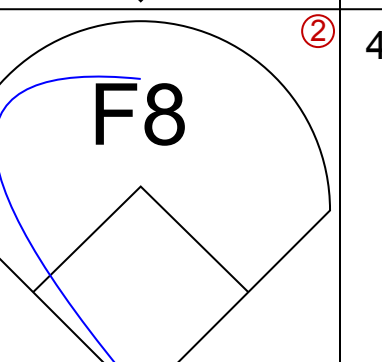
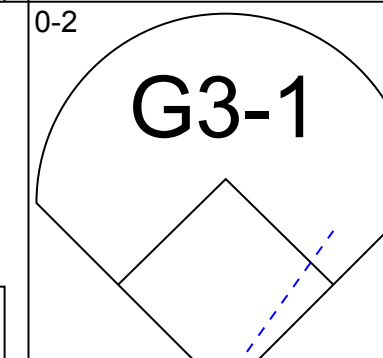
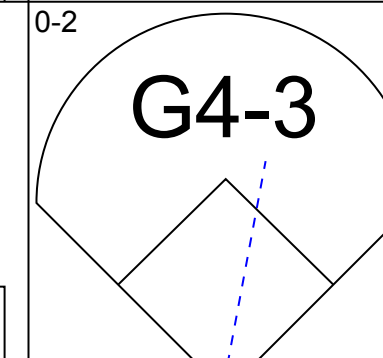
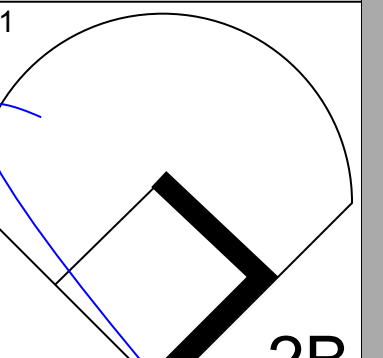
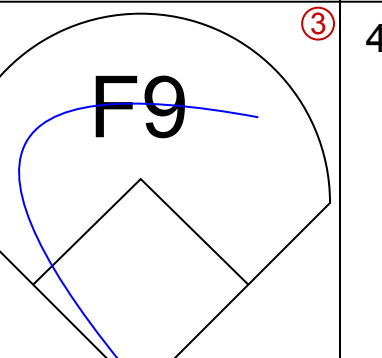
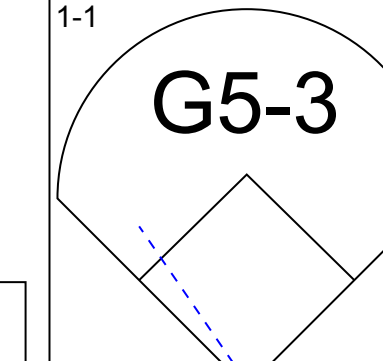
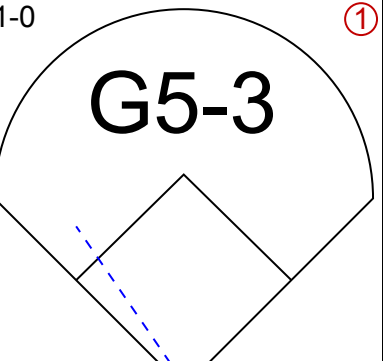
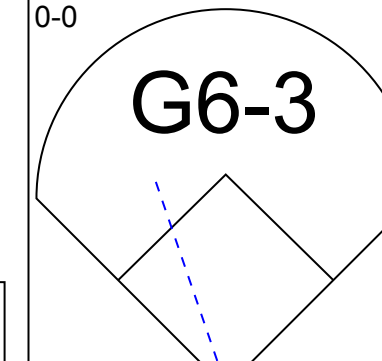
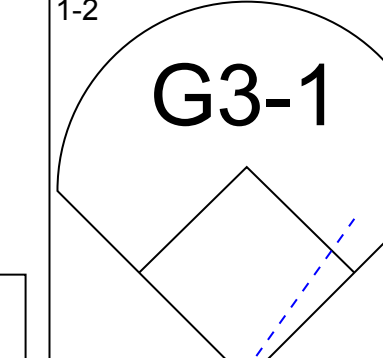
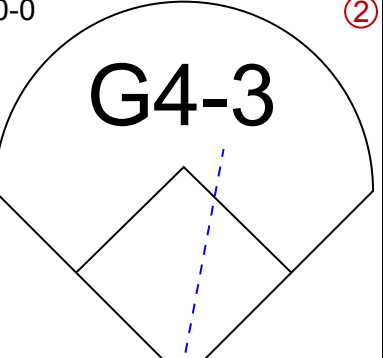
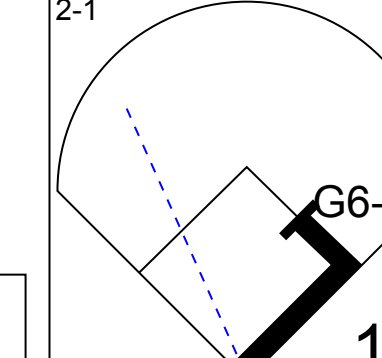
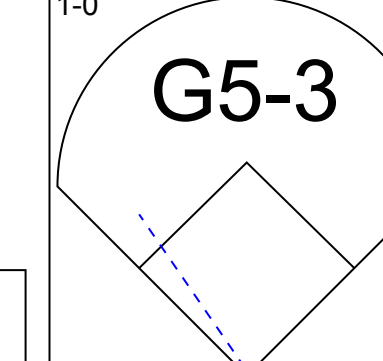
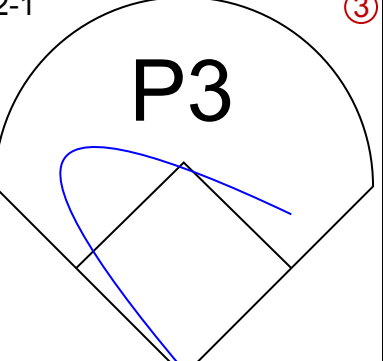
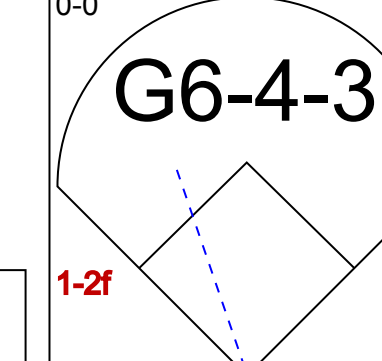
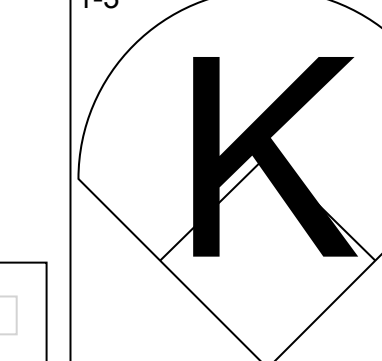
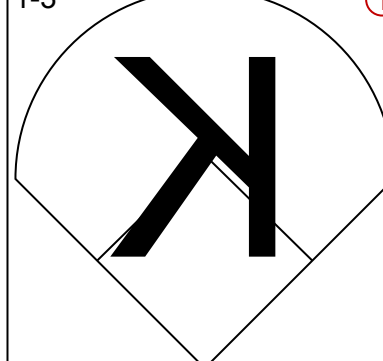
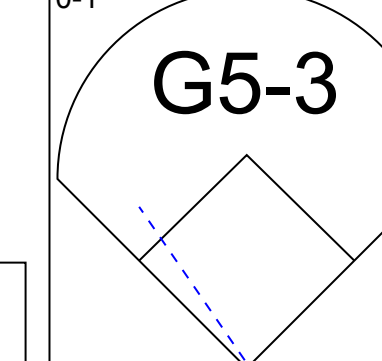
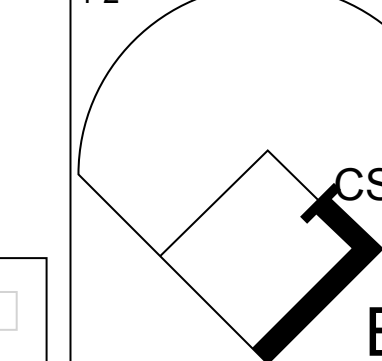
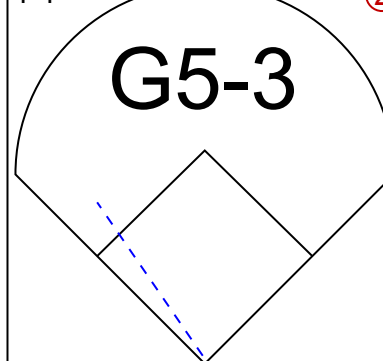
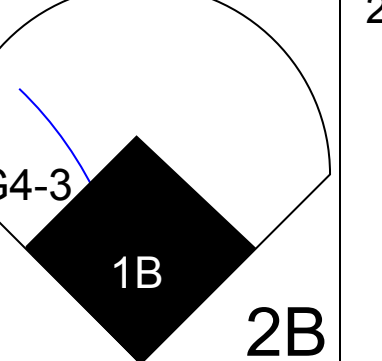


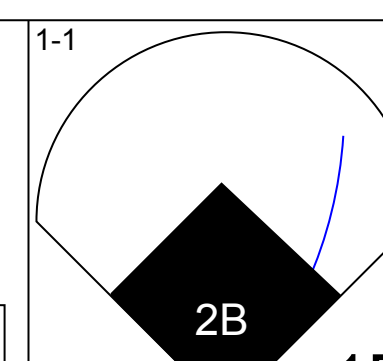
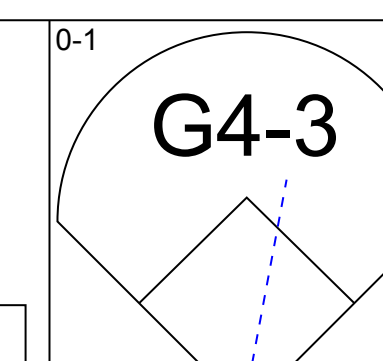
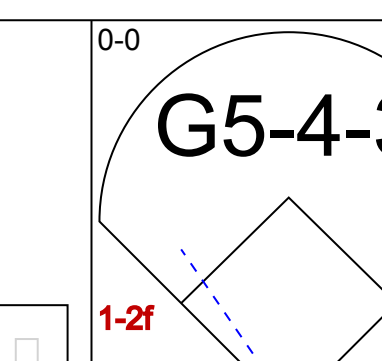
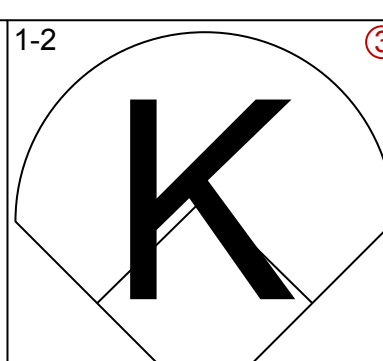
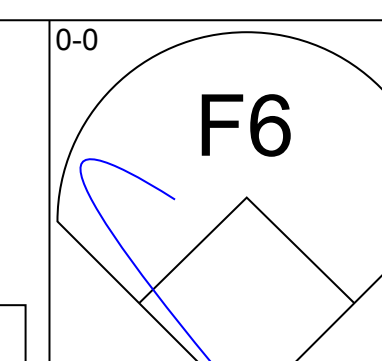
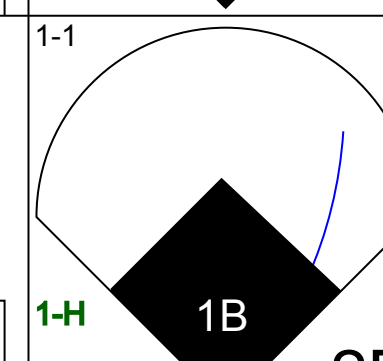
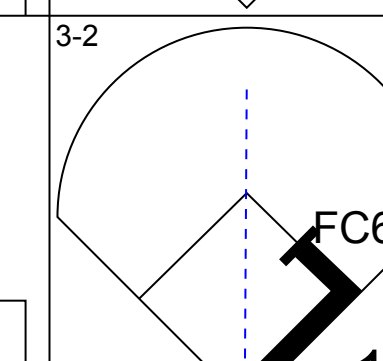
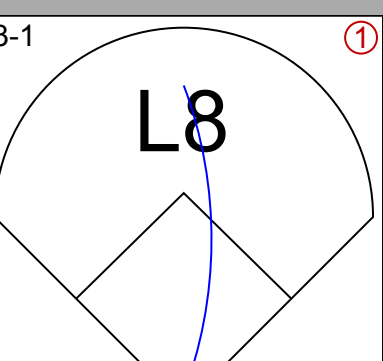
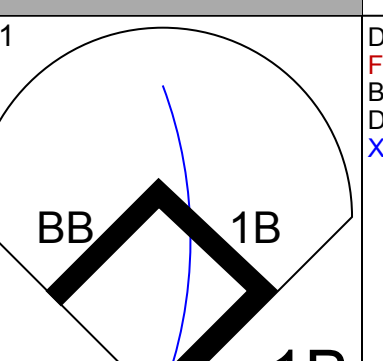
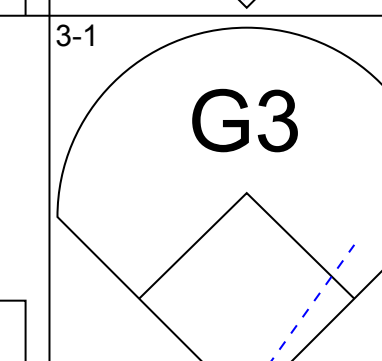

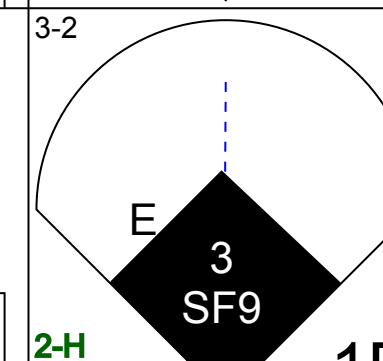
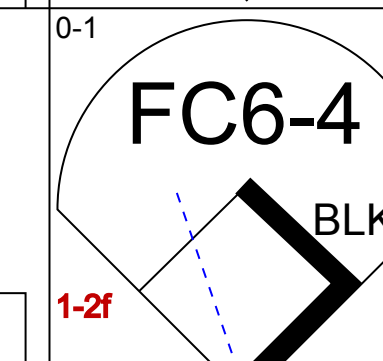
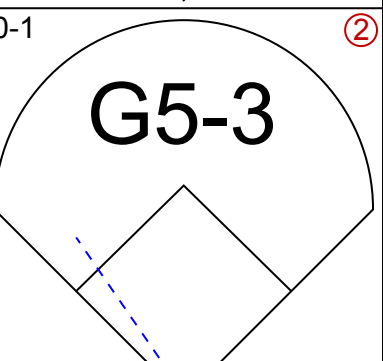
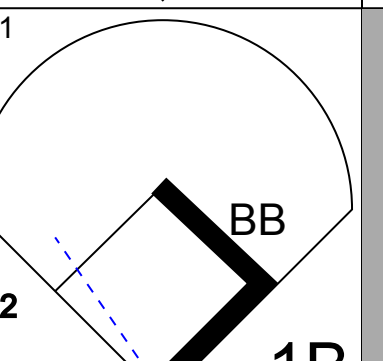

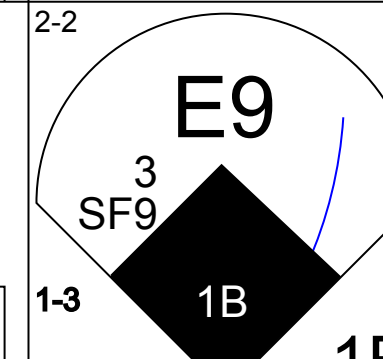
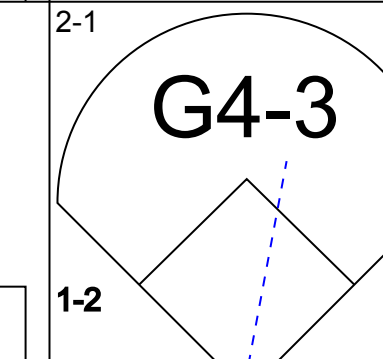
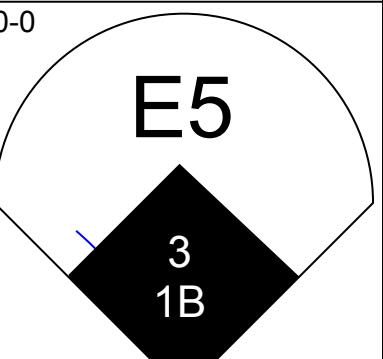
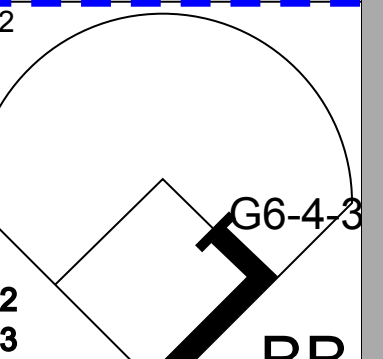


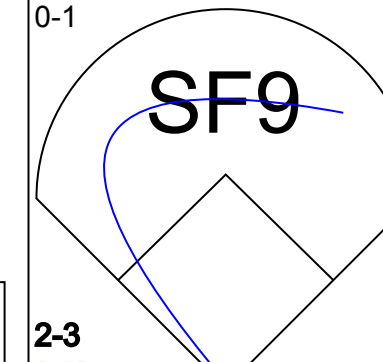
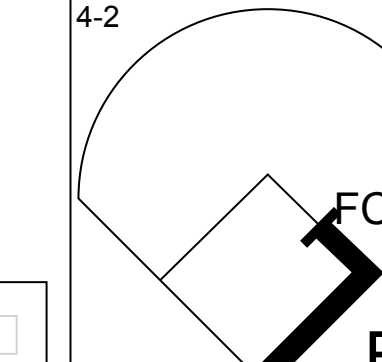
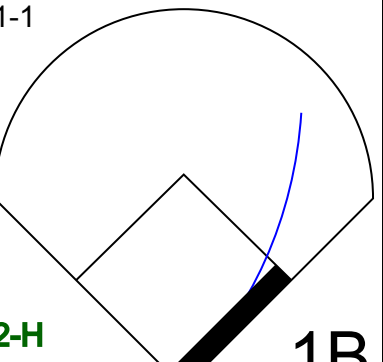
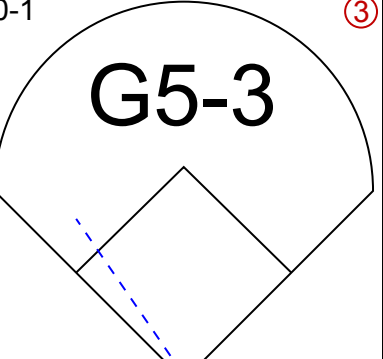
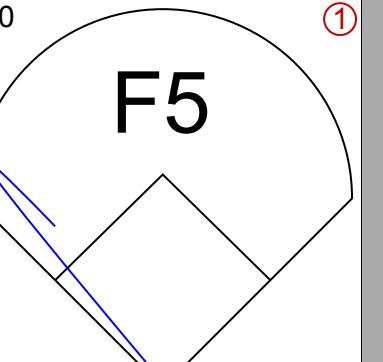
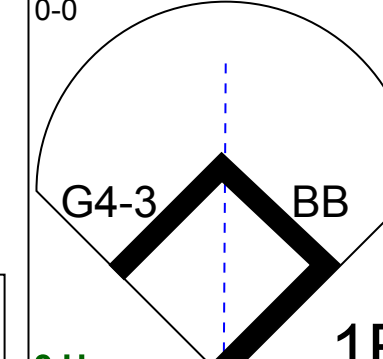
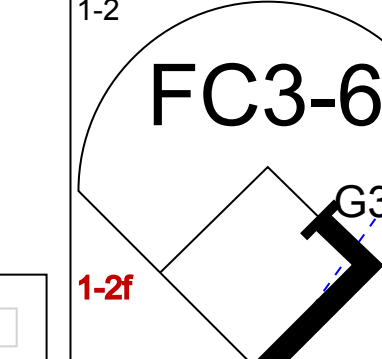
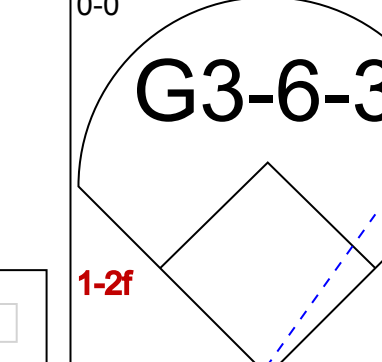
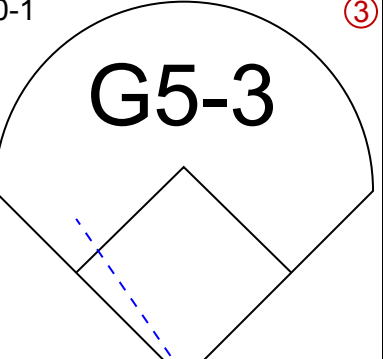
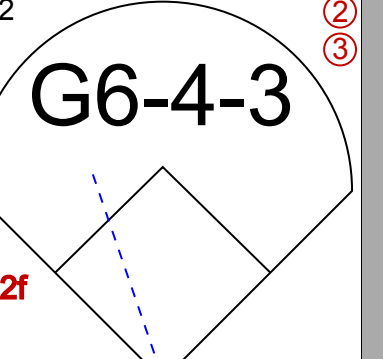
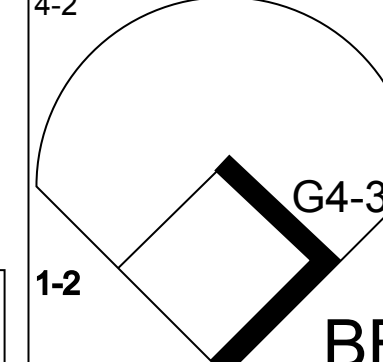
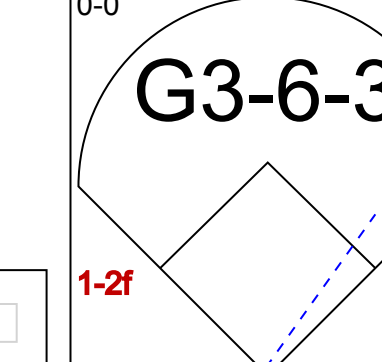
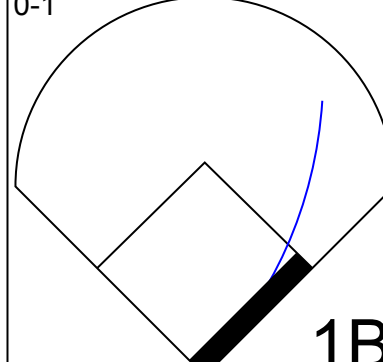
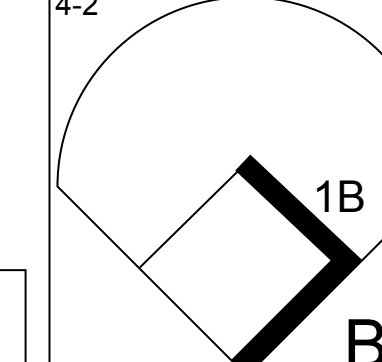
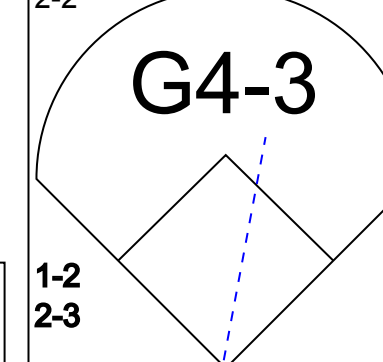
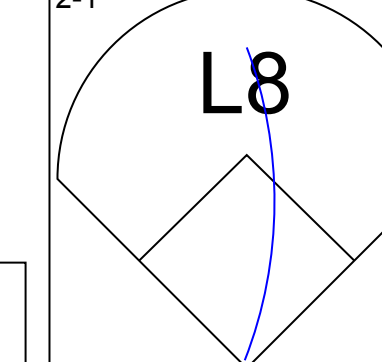
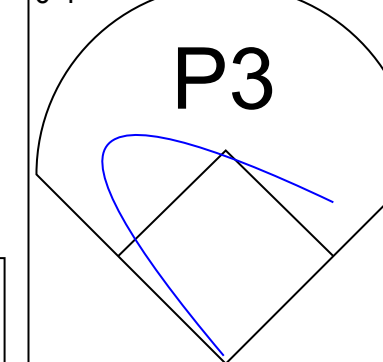
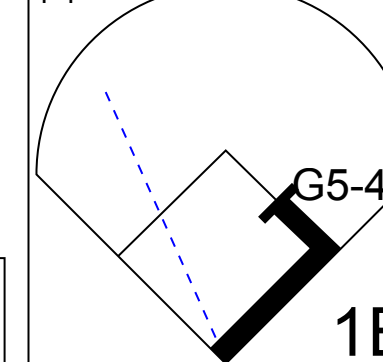
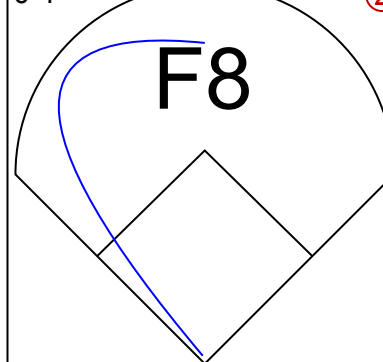
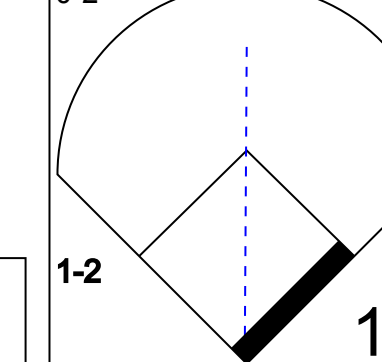
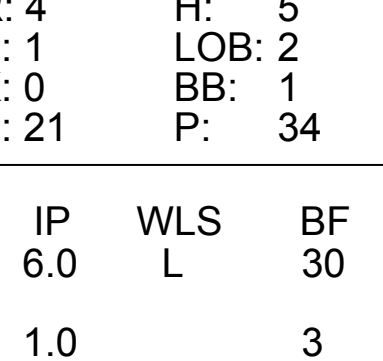
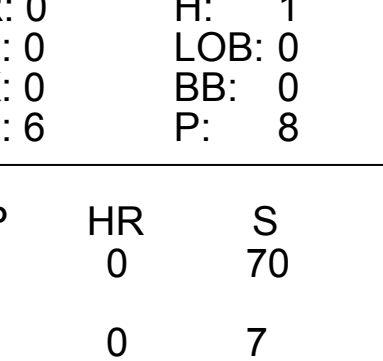
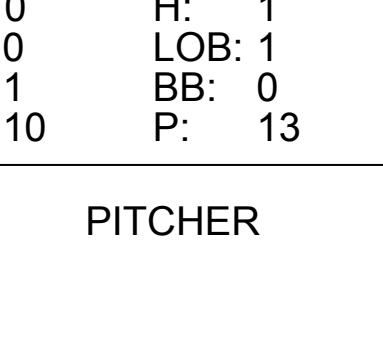
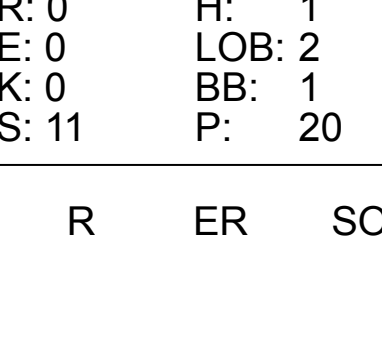
| Batter | 1 | 2 | 3 | 4 | 5 | 6 | 7 | 8 | 9 | AB | R | H | RBI | BB | SO | LOB | BOTTOM | | | | | | | | | | | |
|---|------------------------------|----------------------------------|-------------------------------|----------------------------------|------------------------------|----------------------------------|-------------------------------|----------------------------------|-------------------------------|----------------------------------|-------------------------------|----------------------------------|-------------------------------|----------------------------------|------------------------------|----------------------------------|----------------------------------|------------------------------------|-------------------------|--------|--|--|--|--|--|--|--|--|
| Eric Byrnes, R OBP: 0.377, SLG: 0.529 | F9 | | | | | | | | | 4 | 0 | 1 | 1 | 1 | 0 | 0 | | | | | | | | | | | | |
| Frank Menechino, R OBP: 0.371, SLG: 0.351 | F9 | | | | | | | | | 4 | 0 | 1 | 0 | 1 | 0 | 3 | | | | | | | | | | | | |
| Erubiel Durazo, L OBP: 0.401, SLG: 0.457 | G5-3 | | | | | | | | | 4 | 1 | 1 | 0 | 1 | 0 | 3 | | | | | | | | | | | | |
| Miguel Tejada, R OBP: 0.298, SLG: 0.428 | | | | | | | | | | 4 | 1 | 1 | 0 | 0 | 0 | 2 | | | | | | | | | | | | |
| Dave McCarty, R OBP: 0.500, SLG: 1.333 | | | | | | | | | | 3 | 1 | 2 | 1 | 0 | 0 | 2 | | | | | | | | | | | | |
| 3 Eric Chavez, L OBP: 0.324, SLG: 0.474 | | | | | | | | | | 2 | 1 | 0 | 0 | 2 | 0 | 1 | | | | | | | | | | | | |
| Adam Platt, R OBP: 0.289, SLG: 0.406 | | | | | | | | | | 4 | 0 | 2 | 3 | 0 | 0 | 1 | | | | | | | | | | | | |
| Terrence Long, L OBP: 0.305, SLG: 0.402 | | | | | | | | | | 4 | 1 | 1 | 1 | 0 | 0 | 3 | | | | | | | | | | | | |
| 17 Adam Melhuse, S OBP: 0.250, SLG: 0.433 | | | | | | | | | | 4 | 1 | 2 | 0 | 0 | 1 | 3 | | | | | | | | | | | | |
| Inning Stats | R: 0 E: 0 K: 0 S: 8 | H: 0 LOB: 0 BB: 0 P: 14 | R: 0 E: 0 K: 0 S: 14 | H: 1 LOB: 1 BB: 0 P: 21 | R: 0 E: 0 K: 1 S: 9 | H: 1 LOB: 2 BB: 1 P: 17 | R: 1 E: 0 K: 0 S: 10 | H: 2 LOB: 2 BB: 1 P: 18 | R: 0 E: 0 K: 0 S: 12 | H: 2 LOB: 1 BB: 0 P: 17 | R: 2 E: 0 K: 0 S: 12 | H: 3 LOB: 1 BB: 0 P: 17 | R: 3 E: 0 K: 0 S: 12 | H: 2 LOB: 1 BB: 2 P: 25 | R: 0 E: 0 K: 0 S: 7 | H: 0 LOB: 0 BB: 1 P: 15 | 1B: 4 2B: 6 3B: 0 HR: 1 | SF: 1 SAC: 0 DP: 1 HBP: 0 | WP: 0 PB: 0 CS: 0 | PA: 39 | | | | | | | | |
| PITCHER | IP | WLS | BF | H | R | ER | SO | BB | IBB | HBP | BLK | WP | HR | S | P | ERA | WHIP | | | | | | | | | | | |
| Joe Kennedy, L ERA: 5.6 | 5.0 | | 23 | 6 | 1 | 1 | 1 | 2 | 0 | 0 | 0 | 0 | 1 | 9 | 11 | 27.00 | 3.000 | | | | | | | | | | | |
| Al Levine, R ERA: 2.06 | 0.2 | H | 4 | 2 | 2 | 2 | 0 | 0 | 0 | 0 | 0 | 0 | 0 | 1 | 9 | 11 | 27.00 | 3.000 | | | | | | | | | | |
| Jesus Colome, R ERA: 4.34 | 0.2 | L | 7 | 3 | 3 | 3 | 0 | 1 | 1 | 0 | 0 | 0 | 0 | 10 | 23 | 40.50 | 6.000 | | | | | | | | | | | |
| Bobby Seay, L ERA: 3.38 | 0.2 | | 2 | 0 | 0 | 0 | 0 | 0 | 0 | 0 | 0 | 0 | 0 | 5 | 8 | 0.00 | 0.000 | | | | | | | | | | | |
| Lance Carter, R ERA: 4.08 | 1.0 | | 3 | 0 | 0 | 0 | 0 | 1 | 0 | 0 | 0 | 0 | 0 | 7 | 15 | 0.00 | 1.000 | | | | | | | | | | | |

Tampa Bay Devil Rays @ Oakland Athletics
Network Associates Coliseum, Oakland, CA
Wed Jul 09 2003, 3:35 PM EDT
Att: 21,036 - Sunny - 69 F

AB 33
R 6
H 11
RBI 6
BB 5
SO 1
LOB 18



| Batter | 1 | 2 | 3 | 4 | 5 | 6 | 7 | 8 | 9 | AB | R | H | RBI | BB | SO | LOB | TOP | | | |
|---|---|---|---|---|--|---|---|---|--|---------------------------------|------------------------------|----------------------------------|------------------------------|---------------------------------|-------------------------------|---|--|------------------------------------|----------------------------------|--------|
| Julio Lugo, R OBP: 0.305, SLG: 0.328 |  | |  | | |  | | |  | 4 | 0 | 0 | 0 | 0 | 2 | 2 | <p>Tampa Bay Devil Rays @ Oakland Athletics Network Associates Coliseum, Oakland, CA</p> <p>Thu Jul 10 2003, 3:35 PM EDT Att: 14,299 - Sunny - 63 F</p> <p>livebaseballscorecards.com</p> | | | |
| Antonio Perez, R OBP: 0.419, SLG: 0.429 |  | | |  | | |  |  | 4 | 0 | 1 | 1 | 0 | 0 | 0 | | | | | |
| 5 Rocco Baldelli, R OBP: 0.334, SLG: 0.452 |  | | |  | | |  |  | 4 | 1 | 1 | 1 | 0 | 1 | 1 | | | | | |
| Aubrey Huff, L OBP: 0.362, SLG: 0.538 |  | | |  | | |  |  | 4 | 0 | 1 | 0 | 0 | 0 | 1 | | | | | |
| Toby Hall, R OBP: 0.309, SLG: 0.371 | |  | | |  | |  | | 3 | 0 | 0 | 0 | 0 | 0 | 1 | | | | | |
| Travis Lee, L OBP: 0.324, SLG: 0.413 | |  | | |  | | |  | 3 | 0 | 1 | 0 | 0 | 0 | 0 | | | | | |
| Damian Rolls, R OBP: 0.314, SLG: 0.373 | |  | | |  | | |  | 3 | 0 | 0 | 0 | 0 | 0 | 1 | | | | | |
| Terry Shumpert, R OBP: 0.279, SLG: 0.403 | | |  | | |  | |  | 3 | 0 | 0 | 0 | 0 | 2 | 0 | | | | | |
| 13 Carl Crawford, L OBP: 0.308, SLG: 0.352 | | |  | | |  | |  | 2 | 1 | 1 | 0 | 1 | 0 | 0 | | | | | |
| Inning Stats | R: 1 E: 0 K: 1 S: 9 | H: 1 LOB: 0 BB: 0 P: 13 | R: 0 E: 0 K: 0 S: 6 | H: 0 LOB: 0 BB: 0 P: 9 | R: 0 E: 0 K: 0 S: 9 | H: 0 LOB: 0 BB: 1 P: 16 | R: 0 E: 0 K: 0 S: 7 | H: 0 LOB: 0 BB: 0 P: 10 | R: 0 E: 0 K: 0 S: 4 | H: 0 LOB: 0 BB: 0 P: 7 | R: 0 E: 0 K: 1 S: 8 | H: 1 LOB: 1 BB: 0 P: 12 | R: 0 E: 0 K: 0 S: 5 | H: 1 LOB: 0 BB: 0 P: 7 | R: 1 E: 0 K: 0 S: 12 | H: 2 LOB: 1 BB: 0 P: 18 | 1B: 2 2B: 2 3B: 0 HR: 1 | SF: 0 SAC: 0 DP: 1 HBP: 0 | WP: 0 PB: 0 SB: 0 CS: 1 | PA: 31 |
| PITCHER Mark Mulder, L ERA: 3.03 | IP: 9.0 WLS: W BF: 31 | H: 5 R: 2 ER: 2 SO: 5 | BB: 1 IBB: 0 HBP: 0 BLK: 0 | WP: 0 HR: 1 S: 69 P: 105 | ERA: 2.00 WHIP: 0.667 | PITCHER | | | | | | | | | | IP: WLS: BF: H: R: ER: SO: BB: IBB: HBP: BLK: WP: HR: S: P: ERA: WHIP | | | | |

| Batter | 1 | 2 | 3 | 4 | 5 | 6 | 7 | 8 | 9 | AB | R | H | RBI | BB | SO | LOB | BOTTOM | |
|--|---|---|---|--|--|---|---|---|------------------------------|----------------------------------|-------------------------------|----------------------------------|-------------------------------|----------------------------------|-----------------------------------|---|--|--------|
| Terrence Long, L OBP: 0.304, SLG: 0.399 |  |  | |  | |  | |  | | 5 | 1 | 1 | 0 | 0 | 1 | 4 | <p>Tampa Bay Devil Rays @ Oakland Athletics Network Associates Coliseum, Oakland, CA</p> <p>Thu Jul 10 2003, 3:35 PM EDT Att: 14,299 - Sunny - 63 F</p> <p>livebaseballscorecards.com</p> | |
| Scott Hatteberg, L OBP: 0.390, SLG: 0.381 |  |  | |  | |  |  |  | 5 | 1 | 3 | 1 | 0 | 0 | 2 | | | |
| Miguel Tejada, R OBP: 0.300, SLG: 0.429 |  |  | |  | |  |  | | 4 | 1 | 2 | 1 | 0 | 0 | 1 | | | |
| Erubiel Durazo, L OBP: 0.402, SLG: 0.456 |  |  | |  | |  |  |  | 3 | 2 | 1 | 0 | 1 | 0 | 1 | | | |
| 3 Eric Chavez, L OBP: 0.326, SLG: 0.475 |  | |  |  |  | |  | | 2 | 0 | 1 | 2 | 1 | 0 | 3 | | | |
| Ramon Hernandez, R OBP: 0.323, SLG: 0.456 |  | |  |  |  | |  | | 4 | 0 | 1 | 1 | 0 | 0 | 5 | | | |
| Billy McMillon, L OBP: 0.390, SLG: 0.420 |  | |  | | |  | |  | 2 | 0 | 1 | 0 | 2 | 0 | 1 | | | |
| Adam Piatt, R OBP: 0.289, SLG: 0.406 |  | | | | | | |  | 0 | 0 | 0 | 0 | 0 | 0 | 0 | | | |
| Chris Singleton, L OBP: 0.328, SLG: 0.394 |  | | |  | |  | |  | 4 | 0 | 0 | 0 | 0 | 0 | 4 | | | |
| Mark Ellis, R OBP: 0.331, SLG: 0.381 |  | | |  | |  | |  | 4 | 0 | 2 | 0 | 0 | 0 | 3 | | | |
| Inning Stats | R: 4 E: 1 K: 0 S: 21 | H: 5 LOB: 2 BB: 1 P: 34 | R: 0 E: 0 K: 0 S: 10 | H: 1 LOB: 0 BB: 0 P: 15 | R: 0 E: 0 K: 0 S: 10 | H: 0 LOB: 0 BB: 1 P: 15 | R: 0 E: 0 K: 0 S: 6 | H: 1 LOB: 0 BB: 0 P: 8 | R: 1 E: 1 K: 0 S: 9 | H: 1 LOB: 1 BB: 0 P: 13 | R: 0 E: 0 K: 1 S: 10 | H: 1 LOB: 2 BB: 1 P: 19 | R: 0 E: 0 K: 0 S: 11 | H: 1 LOB: 2 BB: 1 P: 20 | 1B: 11 2B: 1 3B: 0 HR: 0 | SF: 1 SAC: 0 DP: 3 HBP: 0 | WP: 0 PB: 0 SB: 0 CS: 0 | PA: 38 |
| PITCHER Jorge Sosa, R ERA: 4.7 | IP: 6.0 WLS: L BF: 30 | H: 11 R: 5 ER: 4 SO: 1 | BB: 2 IBB: 0 HBP: 0 BLK: 1 | WP: 0 HR: 0 S: 70 P: 105 | ERA: 6.00 WHIP: 2.167 | PITCHER | | | | | | | | | | IP: WLS: BF: H: R: ER: SO: BB: IBB: HBP: BLK: WP: HR: S: P: ERA: WHIP | | |
| Al Levine, R ERA: 2.01 | IP: 1.0 WLS: 3 BF: 0 | H: 0 R: 0 ER: 0 SO: 0 | BB: 1 IBB: 0 HBP: 0 BLK: 0 | WP: 0 HR: 0 S: 7 P: 12 | ERA: 0.00 WHIP: 1.000 | | | | | | | | | | | | | |
| Jesus Colome, R ERA: 4.25 | IP: 1.0 WLS: 5 BF: 1 | H: 0 R: 0 ER: 0 SO: 0 | BB: 1 IBB: 0 HBP: 0 BLK: 0 | WP: 0 HR: 0 S: 11 P: 20 | ERA: 0.00 WHIP: 2.000 | | | | | | | | | | | | | |

| Batter | 1 | 2 | 3 | 4 | 5 | 6 | 7 | 8 | 9 | AB | R | H | RBI | BB | SO | LOB | TOP | | | |
|---|---|--|------------------------------|----------------------------------|-------------------------------|----------------------------------|------------------------------|----------------------------------|-------------------------------|----------------------------------|------------------------------|---------------------------------|-------------------------------|----------------------------------|------------------------------|----------------------------------|----------------------------------|------------------------------------|-------------------------|--------|
| 13 Carl Crawford, L OBP: 0.308, SLG: 0.350 | | | | | | | | | | 4 | 1 | 1 | 0 | 0 | 0 | 1 | | | | |
| 5 Rocco Baldelli, R OBP: 0.331, SLG: 0.447 | | | | | | | | | | 4 | 0 | 0 | 0 | 0 | 2 | 1 | | | | |
| Aubrey Huff, L OBP: 0.363, SLG: 0.546 | | | | | | | | | | 4 | 2 | 2 | 1 | 0 | 0 | 0 | | | | |
| Travis Lee, L OBP: 0.323, SLG: 0.412 | | | | | | | | | | 3 | 0 | 1 | 1 | 0 | 0 | 0 | | | | |
| Ben Grieve, L OBP: 0.381, SLG: 0.350 | | | | | | | | | | 3 | 0 | 1 | 0 | 1 | 0 | 1 | | | | |
| Damian Rolis, R OBP: 0.312, SLG: 0.369 | | | | | | | | | | 4 | 0 | 1 | 1 | 0 | 0 | 1 | | | | |
| Marlon Anderson, L OBP: 0.328, SLG: 0.364 | | | | | | | | | | 4 | 0 | 1 | 0 | 0 | 0 | 0 | | | | |
| Toby Hall, R OBP: 0.305, SLG: 0.367 | | | | | | | | | | 3 | 0 | 0 | 0 | 0 | 1 | 3 | | | | |
| Al Martin, L OBP: 0.327, SLG: 0.361 | | | | | | | | | | 1 | 0 | 0 | 0 | 0 | 0 | 0 | | | | |
| Julio Lugo, R OBP: 0.306, SLG: 0.328 | | | | | | | | | | 3 | 0 | 1 | 0 | 0 | 2 | 0 | | | | |
| Inning Stats | R: 2 E: 0 K: 0 S: 16 | H: 4 LOB: 3 BB: 1 P: 22 | R: 0 E: 0 K: 2 S: 8 | H: 0 LOB: 0 BB: 0 P: 11 | R: 1 E: 0 K: 0 S: 10 | H: 2 LOB: 0 BB: 0 P: 16 | R: 0 E: 0 K: 1 S: 9 | H: 1 LOB: 0 BB: 0 P: 15 | R: 0 E: 0 K: 0 S: 10 | H: 0 LOB: 0 BB: 0 P: 17 | R: 0 E: 0 K: 1 S: 6 | H: 0 LOB: 0 BB: 0 P: 8 | R: 0 E: 0 K: 1 S: 12 | H: 1 LOB: 1 BB: 0 P: 21 | R: 0 E: 0 K: 0 S: 6 | H: 0 LOB: 0 BB: 0 P: 10 | 1B: 7 2B: 0 3B: 0 HR: 1 | SF: 1 SAC: 0 DP: 1 HBP: 0 | WP: 0 SB: 0 CS: 0 | PA: 35 |
| PITCHER | IP WLS BF H R ER SO BB IBB HBP BLK WP HR S P ERA WHIP | | | | | | | | | | | | | | | | | | | |
| Jamie Moyer, L ERA: 3.02 | (1, 1) | 8.0 W 32 8 3 3 5 1 0 0 0 0 0 1 77 118 3.38 1.125 | | | | | | | | | | | | | | | | | | |
| Shigetoshi Hasegawa, R ERA: 0.77 | (9, 1) | 1.0 S 3 0 0 0 0 0 0 0 0 0 0 0 6 10 0.00 0.000 | | | | | | | | | | | | | | | | | | |

Tampa Bay Devil Rays @ Seattle Mariners
Safeco Field, Seattle, WA
Fri Jul 11 2003, 7:05 PM PDT
Att: 45,156 - Sunny - 81 F

| | |
|-----|----|
| AB | 33 |
| R | 3 |
| H | 8 |
| RBI | 3 |
| BB | 1 |
| SO | 5 |
| LOB | 7 |



| Batter | 1 | 2 | 3 | 4 | 5 | 6 | 7 | 8 | 9 | AB | R | H | RBI | BB | SO | LOB | BOTTOM | | | |
|---|---|--|------------------------------|----------------------------------|-------------------------------|----------------------------------|-------------------------------|----------------------------------|------------------------------|----------------------------------|------------------------------|----------------------------------|------------------------------|----------------------------------|-------------------------------|----------------------------------|----------------------------------|------------------------------------|-------------------------|--------|
| 51 Ichiro Suzuki, L OBP: 0.389, SLG: 0.472 | | | | | | | | | | 4 | 1 | 2 | 0 | 0 | 0 | 1 | | | | |
| Carlos Guillen, S OBP: 0.356, SLG: 0.399 | | | | | | | | | | 3 | 1 | 0 | 0 | 1 | 1 | 3 | | | | |
| Bret Boone, R OBP: 0.373, SLG: 0.585 | | | | | | | | | | 3 | 1 | 1 | 3 | 1 | 0 | 1 | | | | |
| Edgar Martinez, R OBP: 0.407, SLG: 0.540 | | | | | | | | | | 4 | 0 | 0 | 0 | 0 | 3 | 1 | | | | |
| John Olerud, L OBP: 0.384, SLG: 0.392 | | | | | | | | | | 4 | 0 | 2 | 0 | 0 | 0 | 0 | | | | |
| Mike Cameron, R OBP: 0.359, SLG: 0.479 | | | | | | | | | | 4 | 1 | 1 | 1 | 0 | 2 | 2 | | | | |
| Randy Winn, S OBP: 0.319, SLG: 0.349 | | | | | | | | | | 4 | 0 | 1 | 0 | 0 | 1 | 0 | | | | |
| Dan Wilson, R OBP: 0.279, SLG: 0.310 | | | | | | | | | | 3 | 0 | 0 | 0 | 0 | 2 | | | | | |
| 16 Willie Bloomquist, R OBP: 0.298, SLG: 0.256 | | | | | | | | | | 2 | 0 | 1 | 0 | 1 | 1 | 0 | | | | |
| Jeff Cirillo, R OBP: 0.252, SLG: 0.289 | | | | | | | | | | 0 | 0 | 0 | 0 | 0 | 0 | 0 | | | | |
| Inning Stats | R: 0 E: 0 K: 1 S: 8 | H: 0 LOB: 1 BB: 1 P: 19 | R: 0 E: 0 K: 1 S: 8 | H: 2 LOB: 1 BB: 0 P: 13 | R: 3 E: 0 K: 2 S: 16 | H: 3 LOB: 1 BB: 1 P: 26 | R: 0 E: 0 K: 0 S: 12 | H: 2 LOB: 2 BB: 0 P: 18 | R: 0 E: 0 K: 1 S: 7 | H: 0 LOB: 0 BB: 0 P: 11 | R: 0 E: 0 K: 1 S: 7 | H: 0 LOB: 0 BB: 0 P: 11 | R: 0 E: 0 K: 0 S: 9 | H: 0 LOB: 1 BB: 1 P: 16 | R: 1 E: 0 K: 2 S: 10 | H: 1 LOB: 0 BB: 0 P: 16 | 1B: 6 2B: 0 3B: 0 HR: 2 | SF: 0 SAC: 0 DP: 1 HBP: 0 | WP: 0 SB: 1 CS: 0 | PA: 34 |
| PITCHER | IP WLS BF H R ER SO BB IBB HBP BLK WP HR S P ERA WHIP | | | | | | | | | | | | | | | | | | | |
| Geremi Gonzalez, R ERA: 4.11 | (1, 1) | 6.2 7 3 3 6 0 0 0 0 0 0 1 65 111 4.05 1.500 | | | | | | | | | | | | | | | | | | |
| Travis Harper, R ERA: 3.25 | (7, 1) | 1.1 L 5 1 1 1 2 0 0 0 0 0 0 1 12 19 6.75 0.750 | | | | | | | | | | | | | | | | | | |

Tampa Bay Devil Rays @ Seattle Mariners
Safeco Field, Seattle, WA
Fri Jul 11 2003, 7:05 PM PDT
Att: 45,156 - Sunny - 81 F

| | |
|-----|----|
| AB | 31 |
| R | 4 |
| H | 8 |
| RBI | 4 |
| BB | 3 |
| SO | 8 |
| LOB | 10 |



| Batter | 1 | 2 | 3 | 4 | 5 | 6 | 7 | 8 | 9 | AB | R | H | RBI | BB | SO | LOB | TOP | | | |
|---|---------------------------------------|----------------------------------|---------------------------------------|--------------------------|--------------------------------------|----------------------------------|--------------------------------------|----------------------------------|--------------------------------------|---------------------------------|---------------------------------------|----------------------------------|---------------------------------------|----------------------------------|--------------------------------------|----------------------------------|----------------------------------|------------------------------------|----------------------------------|--------|
| 13 Carl Crawford, L OBP: 0.306, SLG: 0.348 | G3 | G4-3 | | G6-3 | | | K | | G4-3 | 5 | 0 | 1 | 0 | 0 | 1 | 1 | | | | |
| 5 Rocco Baldelli, R OBP: 0.330, SLG: 0.448 | K | G4-3 | | | | | P3 | | | 4 | 1 | 1 | 0 | 0 | 1 | 1 | | | | |
| Aubrey Huff, L OBP: 0.362, SLG: 0.542 | 1B | K | | | | | P5 | | G4-3 | 4 | 0 | 1 | 0 | 0 | 1 | 2 | | | | |
| Travis Lee, L OBP: 0.328, SLG: 0.427 | 1B | | | | | | G4-3-6 | | HR | 4 | 1 | 3 | 1 | 0 | 0 | 0 | | | | |
| Al Martin, L OBP: 0.325, SLG: 0.364 | K | | | L3-6 | | | G4-3-6 | | K | 4 | 0 | 1 | 0 | 0 | 2 | 3 | | | | |
| Damian Rolls, R OBP: 0.310, SLG: 0.388 | | HR | | L3-6 | | | F7 | | K | 4 | 1 | 1 | 1 | 0 | 1 | 1 | | | | |
| Marton Anderson, L OBP: 0.330, SLG: 0.364 | | HR | | G4-3 | | | K | | FC5-4 | 3 | 1 | 1 | 0 | 1 | 1 | 0 | | | | |
| Javier Valentin, S OBP: 0.276, SLG: 0.426 | 1B | HR | | F7 | | | K | | F8 | 4 | 1 | 1 | 2 | 0 | 1 | 1 | | | | |
| Antonio Perez, R OBP: 0.400, SLG: 0.500 | K | | | | | | K | | FC5-4 | 4 | 1 | 1 | 1 | 0 | 2 | 1 | | | | |
| Inning Stats | R: 0 H: 2 E: 0 K: 2 S: 13 | H: 2 LOB: 2 BB: 0 P: 18 | R: 3 H: 4 E: 0 K: 2 S: 18 | LOB: 1 BB: 0 P: 32 | R: 0 H: 1 E: 0 K: 0 S: 8 | H: 1 LOB: 0 BB: 0 P: 12 | R: 1 H: 1 E: 0 K: 0 S: 9 | H: 1 LOB: 0 BB: 0 P: 11 | R: 1 H: 2 E: 0 K: 0 S: 5 | H: 2 LOB: 0 BB: 0 P: 5 | R: 0 H: 0 E: 0 K: 2 S: 10 | H: 0 LOB: 0 BB: 0 P: 13 | R: 1 H: 1 E: 0 K: 2 S: 10 | H: 1 LOB: 0 BB: 1 P: 15 | R: 0 H: 0 E: 0 K: 0 S: 9 | H: 0 LOB: 1 BB: 1 P: 15 | 1B: 5 2B: 3 3B: 0 HR: 4 | SF: 0 SAC: 0 DP: 2 HBP: 0 | WP: 0 PB: 0 SB: 1 CS: 1 | PA: 37 |
| PITCHER | IP | WLS | BF | H | R | ER | SO | BB | IBB | HBP | BLK | WP | HR | S | P | ERA | WHIP | | | |
| Gil Meche, R ERA: 3.61 | 5.0 | L | 23 | 10 | 5 | 5 | 4 | 0 | 0 | 0 | 0 | 0 | 3 | 53 | 78 | 9.00 | 2.000 | | | |
| 40 Julio Mateo, R ERA: 3.46 | 3.0 | | 10 | 1 | 1 | 1 | 6 | 0 | 0 | 0 | 0 | 0 | 1 | 28 | 39 | 3.00 | 0.333 | | | |
| Rafael Soriano, R ERA: 2.63 | 1.0 | | 4 | 0 | 0 | 0 | 0 | 1 | 0 | 0 | 0 | 0 | 0 | 9 | 15 | 0.00 | 1.000 | | | |

Tampa Bay Devil Rays @ Seattle Mariners
Safeco Field, Seattle, WA
Sat Jul 12 2003, 7:05 PM PDT
Att: 45,655 - Dome - 72 F

| | |
|-----|----|
| AB | 36 |
| R | 6 |
| H | 11 |
| RBI | 5 |
| BB | 1 |
| SO | 10 |
| LOB | 10 |



| Batter | 1 | 2 | 3 | 4 | 5 | 6 | 7 | 8 | 9 | AB | R | H | RBI | BB | SO | LOB | BOTTOM | | | | | |
|---|--------------------------------------|----------------------------------|--------------------------------------|---------------------------------|---------------------------------------|----------------------------------|--------------------------------------|----------------------------------|--------------------------------------|----------------------------------|--------------------------------------|----------------------------------|--------------------------------------|----------------------------------|--------------------------------------|---------------------------------|---------------------------------------|----------------------------------|----------------------------------|------------------------------------|----------------------------------|--------|
| 51 Ichiro Suzuki, L OBP: 0.395, SLG: 0.468 | G4-3 | | K | | | K | | L7 | | 4 | 0 | 0 | 0 | 0 | 2 | 2 | | | | | | |
| Carlos Guillen, S OBP: 0.355, SLG: 0.409 | G6-3 | | HR | | | K | | G3-1 | | 4 | 1 | 1 | 2 | 0 | 1 | 1 | | | | | | |
| Bret Boone, R OBP: 0.372, SLG: 0.590 | F9 | | K | | | G5-3 | | HR | | 4 | 1 | 1 | 1 | 0 | 1 | 0 | | | | | | |
| Edgar Martinez, R OBP: 0.405, SLG: 0.547 | L4 | | | | | G6-3 | | HR | | 4 | 1 | 1 | 1 | 0 | 1 | 0 | | | | | | |
| John Olerud, L OBP: 0.379, SLG: 0.386 | L7 | | | | | G5-3 | | L6 | | 4 | 0 | 0 | 0 | 0 | 0 | 0 | | | | | | |
| Mike Cameron, R OBP: 0.358, SLG: 0.474 | K | | | | | G5-3 | | K | | 3 | 0 | 0 | 0 | 1 | 2 | 0 | | | | | | |
| Ben Davis, S OBP: 0.333, SLG: 0.490 | | | F7 | | | G6-3 | | F9 | | 4 | 0 | 0 | 0 | 0 | 0 | 1 | | | | | | |
| Randy Winn, S OBP: 0.319, SLG: 0.349 | | | 16 3B | | | K | | G6-3 | | 3 | 1 | 1 | 0 | 0 | 1 | 0 | | | | | | |
| 16 Willie Bloomquist, R OBP: 0.309, SLG: 0.306 | | | HR | | | F9 | | 2B | | 3 | 1 | 2 | 1 | 0 | 0 | 0 | | | | | | |
| Inning Stats | R: 0 H: 0 E: 0 K: 0 S: 6 | H: 0 LOB: 0 BB: 0 P: 10 | R: 0 H: 0 E: 0 K: 1 S: 7 | H: 0 LOB: 0 BB: 0 P: 9 | R: 3 H: 3 E: 0 K: 2 S: 12 | H: 3 LOB: 0 BB: 0 P: 22 | R: 0 H: 0 E: 0 K: 0 S: 7 | H: 0 LOB: 0 BB: 0 P: 11 | R: 0 H: 0 E: 0 K: 1 S: 8 | H: 0 LOB: 0 BB: 0 P: 12 | R: 0 H: 0 E: 0 K: 2 S: 8 | H: 0 LOB: 0 BB: 0 P: 11 | R: 0 H: 0 E: 0 K: 1 S: 7 | H: 0 LOB: 1 BB: 1 P: 17 | R: 0 H: 1 E: 0 K: 0 S: 6 | H: 1 LOB: 0 BB: 0 P: 9 | R: 2 H: 2 E: 0 K: 1 S: 15 | H: 2 LOB: 0 BB: 0 P: 23 | 1B: 1 2B: 1 3B: 1 HR: 3 | SF: 0 SAC: 0 DP: 0 HBP: 0 | WP: 0 PB: 0 SB: 0 CS: 0 | PA: 34 |
| PITCHER | IP | WLS | BF | H | R | ER | SO | BB | IBB | HBP | BLK | WP | HR | S | P | ERA | WHIP | | | | | |
| Victor Zambrano, R ERA: 3.84 | 8.0 | W | 31 | 6 | 5 | 5 | 7 | 1 | 0 | 0 | 0 | 0 | 3 | 65 | 108 | 5.62 | 0.875 | | | | | |
| Al Levine, R ERA: 2.0 | 0.1 | H | 1 | 0 | 0 | 0 | 0 | 0 | 0 | 0 | 0 | 0 | 0 | 3 | 4 | 0.00 | 0.000 | | | | | |
| Brandon Backe, R ERA: 4.05 | 0.1 | H | 1 | 0 | 0 | 0 | 1 | 0 | 0 | 0 | 0 | 0 | 0 | 4 | 6 | 0.00 | 0.000 | | | | | |
| Lance Carter, R ERA: 4.05 | 0.1 | S | 1 | 0 | 0 | 0 | 0 | 0 | 0 | 0 | 0 | 0 | 0 | 4 | 6 | 0.00 | 0.000 | | | | | |

Tampa Bay Devil Rays @ Seattle Mariners
Safeco Field, Seattle, WA
Sat Jul 12 2003, 7:05 PM PDT
Att: 45,655 - Dome - 72 F

| | |
|-----|----|
| AB | 33 |
| R | 5 |
| H | 6 |
| RBI | 5 |
| BB | 1 |
| SO | 8 |
| LOB | 4 |



| Batter | 1 | 2 | 3 | 4 | 5 | 6 | 7 | 8 | 9 | AB | R | H | RBI | BB | SO | LOB | TOP | | | | | | | | | | | |
|---|-------------------------------|----------------------------------|-------------------------------|----------------------------------|-------------------------------|----------------------------------|------------------------------|----------------------------------|------------------------------|----------------------------------|------------------------------|----------------------------------|-------------------------------|----------------------------------|-------------------------------|----------------------------------|--|------------------------------------|----------------------------------|--------|--|--|--|--|--|--|--|--|
| 13 Carl Crawford, L OBP: 0.306, SLG: 0.347 | G6-3 | | G1-3 | | | | | K | | 4 | 0 | 1 | 0 | 0 | 1 | 0 | Tampa Bay Devil Rays @ Seattle Mariners Safeco Field, Seattle, WA Sun Jul 13 2003, 1:05 PM PDT Att: 45,602 - Cloudy - 64 F | | | | | | | | | | | |
| 5 Rocco Baldelli, R OBP: 0.329, SLG: 0.446 | K | | BB | | | | G5-4-3 | K | | 4 | 0 | 1 | 0 | 0 | 2 | 1 | | | | | | | | | | | | |
| Aubrey Huff, L OBP: 0.361, SLG: 0.539 | 1B | | F8 | | | | F8 | P5 | | 4 | 0 | 1 | 0 | 0 | 0 | 1 | | | | | | | | | | | | |
| Travis Lee, L OBP: 0.327, SLG: 0.423 | K | | | | | | | K | | 3 | 0 | 0 | 0 | 1 | 3 | 1 | | | | | | | | | | | | |
| Ben Griever, L OBP: 0.373, SLG: 0.342 | | K | G4-3 | | | | | K | | 4 | 0 | 0 | 0 | 0 | 2 | 2 | | | | | | | | | | | | |
| Damian Rolls, R OBP: 0.309, SLG: 0.384 | | F9 | | | | | | K | | 4 | 0 | 1 | 0 | 0 | 2 | 0 | | | | | | | | | | | | |
| Marlon Anderson, L OBP: 0.330, SLG: 0.364 | | HR | | | L6-3 | | | G5-3 | | 3 | 1 | 1 | 0 | 0 | 0 | 1 | | | | | | | | | | | | |
| Toby Hall, R OBP: 0.309, SLG: 0.382 | | HR | | | | | | G5-3 | | 3 | 1 | 2 | 2 | 0 | 0 | 0 | | | | | | | | | | | | |
| Antonio Perez, R OBP: 0.368, SLG: 0.457 | G1-3 | | F7 | | | | | K | | 3 | 0 | 0 | 0 | 0 | 1 | 1 | | | | | | | | | | | | |
| Inning Stats | R: 0 E: 0 K: 2 S: 13 | H: 1 LOB: 1 BB: 0 P: 19 | R: 2 E: 0 K: 1 S: 12 | H: 2 LOB: 0 BB: 0 P: 19 | R: 0 E: 0 K: 0 S: 12 | H: 1 LOB: 2 BB: 1 P: 22 | R: 0 E: 0 K: 0 S: 8 | H: 2 LOB: 1 BB: 0 P: 11 | R: 0 E: 0 K: 2 S: 9 | H: 0 LOB: 0 BB: 0 P: 15 | R: 0 E: 0 K: 1 S: 6 | H: 0 LOB: 0 BB: 0 P: 10 | R: 0 E: 0 K: 3 S: 15 | H: 0 LOB: 0 BB: 0 P: 19 | R: 0 E: 0 K: 3 S: 10 | H: 0 LOB: 0 BB: 0 P: 14 | 1B: 6 2B: 1 3B: 0 HR: 1 | SF: 0 SAC: 0 DP: 2 HBP: 0 | WP: 0 PB: 0 SB: 0 CS: 0 | PA: 33 | | | | | | | | |
| PITCHER | IP | WLS | BF | H | R | ER | SO | BB | IBB | HBP | BLK | WP | HR | S | P | ERA | WHIP | | | | | | | | | | | |
| Joel Pineiro, R ERA: 3.28 | (1, 1) | 7.0 | W | 27 | 7 | 2 | 2 | 6 | 1 | 0 | 0 | 0 | 0 | 1 | 66 | 107 | 2.57 | 1.143 | | | | | | | | | | |
| Aaron Taylor, R ERA: 3.5 | (8, 1) | 1.0 | | 3 | 0 | 0 | 0 | 2 | 0 | 0 | 0 | 0 | 0 | 0 | 15 | 19 | 0.00 | 0.000 | | | | | | | | | | |
| Jeff Nelson, R ERA: 4.11 | (9, 1) | 1.0 | | 3 | 0 | 0 | 0 | 3 | 0 | 0 | 0 | 0 | 0 | 10 | 14 | 0.00 | 0.000 | | | | | | | | | | | |

| Batter | 1 | 2 | 3 | 4 | 5 | 6 | 7 | 8 | 9 | AB | R | H | RBI | BB | SO | LOB | BOTTOM | | | | | | | | | | | |
|---|-------------------------------|----------------------------------|------------------------------|----------------------------------|------------------------------|---------------------------------|------------------------------|----------------------------------|-------------------------------|----------------------------------|-------------------------------|----------------------------------|------------------------------|----------------------------------|-----------------------------------|------------------------------------|--|--------|--|--|--|--|--|--|--|--|--|--|
| 51 Ichiro Suzuki, L OBP: 0.390, SLG: 0.476 | WP | | | | | | | | | 4 | 2 | 3 | 0 | 1 | 0 | 0 | Tampa Bay Devil Rays @ Seattle Mariners Safeco Field, Seattle, WA Sun Jul 13 2003, 1:05 PM PDT Att: 45,602 - Cloudy - 64 F | | | | | | | | | | | |
| John Mabry, L OBP: 0.192, SLG: 0.292 | BB | | | | | | | | | 0 | 0 | 0 | 0 | 0 | 0 | 0 | | | | | | | | | | | | |
| Carlos Guillen, S OBP: 0.356, SLG: 0.406 | BB | | | | | | | | | 4 | 1 | 1 | 0 | 1 | 1 | 2 | | | | | | | | | | | | |
| Jeff Cirillo, R OBP: 0.292, SLG: 0.289 | BB | | | | | | | | | 0 | 0 | 0 | 0 | 0 | 0 | 0 | | | | | | | | | | | | |
| Bret Boone, R OBP: 0.373, SLG: 0.591 | FC3-6 | | | | | | | | | 3 | 2 | 1 | 0 | 1 | 0 | 1 | | | | | | | | | | | | |
| 23 Luis Ugueto, S | HR | | | | | | | | | 0 | 0 | 0 | 1 | 1 | 0 | 0 | | | | | | | | | | | | |
| Edgar Martinez, R OBP: 0.408, SLG: 0.546 | K | | | | | | | | | 4 | 0 | 2 | 2 | 1 | 1 | 3 | | | | | | | | | | | | |
| John Olerud, L OBP: 0.380, SLG: 0.382 | FC3-6 | | | | | | | | | 3 | 1 | 0 | 1 | 2 | 1 | 6 | | | | | | | | | | | | |
| Mike Cameron, R OBP: 0.361, SLG: 0.475 | FC3-6 | | | | | | | | | 4 | 3 | 2 | 1 | 1 | 1 | 2 | | | | | | | | | | | | |
| Randy Winn, S OBP: 0.325, SLG: 0.354 | HR | | | | | | | | | 4 | 2 | 3 | 1 | 1 | 0 | 1 | | | | | | | | | | | | |
| 16 Willie Bloomquist, R OBP: 0.314, SLG: 0.344 | HR | | | | | | | | | 5 | 2 | 2 | 6 | 0 | 0 | 4 | | | | | | | | | | | | |
| Dan Wilson, R OBP: 0.273, SLG: 0.305 | P3 | | | | | | | | | 3 | 0 | 0 | 1 | 0 | 0 | 1 | | | | | | | | | | | | |
| Inning Stats | R: 6 E: 0 K: 1 S: 13 | H: 2 LOB: 4 BB: 4 P: 38 | R: 1 E: 0 K: 0 S: 9 | H: 2 LOB: 1 BB: 0 P: 12 | R: 0 E: 0 K: 0 S: 6 | H: 1 LOB: 0 BB: 0 P: 9 | R: 0 E: 0 K: 0 S: 6 | H: 1 LOB: 0 BB: 1 P: 22 | R: 0 E: 0 K: 1 S: 15 | H: 1 LOB: 2 BB: 1 P: 26 | R: 3 E: 0 K: 1 S: 21 | H: 3 LOB: 3 BB: 3 P: 44 | R: 0 E: 0 K: 1 S: 6 | H: 1 LOB: 0 BB: 0 P: 10 | 1B: 11 2B: 1 3B: 1 HR: 1 | SF: 1 SAC: 0 DP: 2 HBP: 0 | WP: 1 PB: 0 SB: 0 CS: 0 | PA: 44 | | | | | | | | | | |
| PITCHER | IP | WLS | BF | H | R | ER | SO | BB | IBB | HBP | BLK | WP | HR | S | P | ERA | WHIP | | | | | | | | | | | |
| Jason Standridge, R ERA: 7.03 | (1, 1) | 0.2 | L | 7 | 1 | 5 | 5 | 1 | 4 | 0 | 0 | 0 | 0 | 1 | 31 | 67.50 | 7.500 | | | | | | | | | | | |
| Rob Bell, R ERA: 7.36 | (1, 1) | 4.1 | | 20 | 8 | 5 | 4 | 0 | 1 | 0 | 0 | 0 | 0 | 1 | 36 | 62 | 8.31 | 2.077 | | | | | | | | | | |
| Bobby Seay, L ERA: 3.0 | (6, 1) | 1.0 | | 5 | 1 | 0 | 0 | 1 | 1 | 0 | 0 | 0 | 0 | 0 | 15 | 26 | 0.00 | 2.000 | | | | | | | | | | |
| Jesus Colome, R ERA: 4.71 | (7, 1) | 1.0 | | 9 | 3 | 3 | 3 | 1 | 3 | 0 | 0 | 0 | 0 | 0 | 21 | 44 | 27.00 | 6.000 | | | | | | | | | | |
| Brandon Backe, R ERA: 3.77 | (8, 1) | 1.0 | | 3 | 1 | 0 | 0 | 1 | 0 | 0 | 0 | 0 | 0 | 6 | 10 | 0.00 | 1.000 | | | | | | | | | | | |

| Batter | 1 | 2 | 3 | 4 | 5 | 6 | 7 | 8 | 9 | AB | R | H | RBI | BB | SO | LOB | TOP | | | | | | | | |
|---|-------------------------------|----------------------------------|------------------------------|----------------------------------|-------------------------------|----------------------------------|-------------------------------|----------------------------------|-------------------------------|----------------------------------|------------------------------|----------------------------------|------------------------------|----------------------------------|-------------------------------|----------------------------------|------------------------------|----------------------------------|----------------------------------|------------------------------------|----------------------------------|--------|--|--|--|
| 10 Michael Young, R OBP: 0.359, SLG: 0.472 | 0-3 K | | 1-0 2B | 1-0 2B | | 0-0 G6-3 | | 0-2 HR | 2-2 FC5-4 | 6 | 3 | 2 | 0 | 1 | 2 | | | | | | | | | | |
| Doug Glanville, R OBP: 0.273, SLG: 0.329 | 3-2 G5-3 | | 1-0 L6 | 2-2 2B | | 1-0 BB | | 1-1 HR | 2-1 G4-3 | 6 | 1 | 4 | 2 | 0 | 0 | 1 | | | | | | | | | |
| Alex Rodriguez, R OBP: 0.374, SLG: 0.543 | 4-0 BB | | 3-1 2B | 3-2 G3 | | 4-0 BB | | 2-3 K | 0-1 G4-3 | 4 | 1 | 1 | 1 | 2 | 1 | 5 | | | | | | | | | |
| Juan Gonzalez, R OBP: 0.326, SLG: 0.574 | 2-3 K | | 0-0 23 FC5 | | 1-0 HR | 0-3 K | | 1-1 HR | | 5 | 2 | 3 | 4 | 0 | 2 | 3 | | | | | | | | | |
| 23 Mark Teixeira, S OBP: 0.337, SLG: 0.475 | | 1-0 G6-3 | 0-0 FC5 | | 0-2 F7 | 1-3 K | | 0-0 BB | | 5 | 0 | 1 | 0 | 0 | 1 | 4 | | | | | | | | | |
| Ryan Ludwick, R OBP: 0.287, SLG: 0.192 | 0-3 K | | 1-0 G3-1 | | 0-1 F7 | | | 4-2 BB | | 4 | 0 | 0 | 0 | 1 | 2 | 2 | | | | | | | | | |
| Marcus Thames, R OBP: 0.200, SLG: 0.800 | 2-3 K | | | 0-0 F8 | 2-1 HR | | | 0-3 K | | 5 | 1 | 1 | 2 | 0 | 3 | 2 | | | | | | | | | |
| Donnie Sadler, R OBP: 0.318, SLG: 0.364 | | | 1-2 HR | 4-2 10 2B | 2-1 1B | | | 2-2 P3 | 4-0 10 FC5-4 | 3 | 3 | 2 | 1 | 2 | 0 | 0 | | | | | | | | | |
| Einar Diaz, R OBP: 0.293, SLG: 0.338 | | | 2-1 E5 | 1-2 P1 | 2-2 P3 | | | 2-2 L5 | 4-1 10 FC5-4 | 4 | 1 | 0 | 0 | 1 | 0 | 2 | | | | | | | | | |
| Inning Stats | R: 0 E: 0 K: 2 S: 14 | H: 0 LOB: 1 BB: 1 P: 23 | R: 0 E: 0 K: 2 S: 7 | H: 0 LOB: 0 BB: 0 P: 10 | R: 4 E: 1 K: 0 S: 12 | H: 4 LOB: 1 BB: 0 P: 21 | R: 2 E: 0 K: 0 S: 17 | H: 2 LOB: 1 BB: 1 P: 28 | R: 2 E: 0 K: 0 S: 17 | H: 3 LOB: 1 BB: 0 P: 24 | R: 0 E: 0 K: 2 S: 8 | H: 1 LOB: 2 BB: 1 P: 14 | R: 0 E: 0 K: 2 S: 9 | H: 0 LOB: 0 BB: 0 P: 13 | R: 3 E: 0 K: 2 S: 21 | H: 4 LOB: 2 BB: 2 P: 31 | R: 1 E: 0 K: 0 S: 8 | H: 1 LOB: 1 BB: 2 P: 20 | 1B: 7 2B: 4 3B: 1 HR: 3 | SF: 0 SAC: 0 DP: 1 HBP: 0 | WP: 0 PB: 0 SB: 1 CS: 0 | PA: 48 | | | |
| PITCHER | IP | WLS | BF | H | R | ER | SO | BB | IBB | HBP | BLK | WP | HR | S | P | ERA | WHIP | | | | | | | | |
| Joe Kennedy, L ERA: 6.08 | 4.2 | L | 26 | 9 | 8 | 7 | 4 | 2 | 0 | 0 | 0 | 0 | 2 | 63 | 100 | 13.50 | 2.357 | | | | | | | | |
| Jesus Colome, R ERA: 4.5 | 2.1 | | 9 | 1 | 0 | 0 | 4 | 1 | 0 | 0 | 0 | 0 | 0 | 21 | 33 | 0.00 | 0.857 | | | | | | | | |
| Brandon Backe, R ERA: 5.28 | 1.0 | | 8 | 4 | 3 | 3 | 2 | 1 | 0 | 0 | 0 | 0 | 1 | 21 | 31 | 27.00 | 5.000 | | | | | | | | |
| Mark Malaska, L ERA: 9.0 | 1.0 | | 5 | 1 | 1 | 1 | 0 | 2 | 0 | 0 | 0 | 0 | 0 | 8 | 20 | 9.00 | 3.000 | | | | | | | | |

Texas Rangers @ Tampa Bay Devil Rays
Tropicana Field, St. Petersburg, FL
Thu Jul 17 2003, 7:15 PM EDT
Att: 11,366 - Dome - 72 F

AB 42
R 12
H 15
RBI 12
BB 6
SO 10
LOB 21



| Batter | 1 | 2 | 3 | 4 | 5 | 6 | 7 | 8 | 9 | AB | R | H | RBI | BB | SO | LOB | BOTTOM | | | | | | | | |
|---|------------------------------|---------------------------------|-------------------------------|----------------------------------|------------------------------|----------------------------------|------------------------------|---------------------------------|-------------------------------|----------------------------------|------------------------------|----------------------------------|------------------------------|----------------------------------|-------------------------------|----------------------------------|-------------------------------|----------------------------------|----------------------------------|------------------------------------|----------------------------------|--------|--|--|--|
| 13 Carl Crawford, L OBP: 0.307, SLG: 0.349 | 0-0 G1-3 | | | 1-0 G1-6-3 | | 0-0 FC6-4 | | 0-1 2B | 0-1 SF9 | 4 | 1 | 2 | 1 | 0 | 0 | 1 | | | | | | | | | |
| 5 Rocco Baldelli, R OBP: 0.327, SLG: 0.441 | 0-1 P3 | | | 0-0 G1-6-3 | | 3-3 K | | 1-2 2B | 0-1 G6-3 | 4 | 1 | 0 | 0 | 0 | 1 | 2 | | | | | | | | | |
| Aubrey Huff, L OBP: 0.360, SLG: 0.539 | 0-1 P5 | | | 1-2 P6 | | | | 0-1 G3 | 0-2 2B | 4 | 0 | 1 | 2 | 0 | 0 | 0 | | | | | | | | | |
| Travis Lee, L OBP: 0.329, SLG: 0.425 | | 0-3 K | | | 1-0 2B | | | 2-0 G4-3 | | 3 | 0 | 1 | 0 | 1 | 1 | 0 | | | | | | | | | |
| Ben Grieve, L OBP: 0.371, SLG: 0.345 | | 1-3 K | | | 1-3 K | | | 1-0 1B | 3-3 K | 4 | 1 | 1 | 0 | 0 | 3 | 3 | | | | | | | | | |
| Damian Rolls, R OBP: 0.307, SLG: 0.380 | | 0-3 K | | | 2-3 K | | | 0-2 1B | 0-0 G5-3 | 4 | 0 | 1 | 1 | 0 | 2 | 1 | | | | | | | | | |
| Marlon Anderson, L OBP: 0.329, SLG: 0.362 | | | 0-1 L1 | | 1-3 K | | | 1-0 F7 | 2-1 BB | 4 | 1 | 1 | 0 | 0 | 1 | 2 | | | | | | | | | |
| Toby Hall, R OBP: 0.312, SLG: 0.381 | | | 2-2 L8 | | | | | 0-0 FC6-4 | 4-2 BB | 3 | 1 | 1 | 0 | 1 | 0 | 0 | | | | | | | | | |
| Julio Lugo, R OBP: 0.305, SLG: 0.335 | | | 2-3 K | | | 0-0 FC6-4 | | 0-1 FC6-4 | 3-2 13 SF9 | 4 | 1 | 1 | 2 | 0 | 2 | 1 | | | | | | | | | |
| Inning Stats | R: 0 E: 0 K: 0 S: 5 | H: 0 LOB: 0 BB: 0 P: 5 | R: 0 E: 0 K: 3 S: 11 | H: 0 LOB: 0 BB: 0 P: 12 | R: 0 E: 0 K: 1 S: 9 | H: 0 LOB: 0 BB: 0 P: 13 | R: 0 E: 0 K: 0 S: 7 | H: 1 LOB: 0 BB: 0 P: 9 | R: 0 E: 0 K: 3 S: 11 | H: 1 LOB: 1 BB: 0 P: 16 | R: 0 E: 0 K: 1 S: 7 | H: 1 LOB: 1 BB: 0 P: 10 | R: 1 E: 0 K: 0 S: 9 | H: 2 LOB: 1 BB: 0 P: 13 | R: 2 E: 0 K: 2 S: 18 | H: 2 LOB: 2 BB: 1 P: 29 | R: 3 E: 0 K: 0 S: 14 | H: 2 LOB: 0 BB: 1 P: 23 | 1B: 5 2B: 3 3B: 1 HR: 0 | SF: 1 SAC: 0 DP: 1 HBP: 1 | WP: 0 PB: 0 SB: 1 CS: 0 | PA: 38 | | | |
| PITCHER | IP | WLS | BF | H | R | ER | SO | BB | IBB | HBP | BLK | WP | HR | S | P | ERA | WHIP | | | | | | | | |
| John Thomson, R ERA: 5.31 | 7.2 | W | 30 | 7 | 3 | 3 | 9 | 0 | 0 | 1 | 0 | 0 | 0 | 70 | 93 | 3.52 | 0.913 | | | | | | | | |
| Aaron Fultz, L ERA: 4.57 | 0.1 | | 2 | 0 | 0 | 0 | 1 | 1 | 0 | 0 | 0 | 0 | 0 | 7 | 14 | 0.00 | 3.000 | | | | | | | | |
| Jay Powell, R ERA: 8.92 | 1.0 | | 6 | 2 | 3 | 3 | 0 | 1 | 0 | 0 | 0 | 0 | 0 | 14 | 23 | 27.00 | 3.000 | | | | | | | | |

Texas Rangers @ Tampa Bay Devil Rays
Tropicana Field, St. Petersburg, FL
Thu Jul 17 2003, 7:15 PM EDT
Att: 11,366 - Dome - 72 F

AB 34
R 6
H 9
RBI 6
BB 2
SO 10
LOB 10



| Batter | 1 | 2 | 3 | 4 | 5 | 6 | 7 | 8 | 9 | AB | R | H | RBI | BB | SO | LOB | TOP | | | |
|---|------------------------------|----------------------------------|-------------------------------|----------------------------------|------------------------------|----------------------------------|-------------------------------|----------------------------------|------------------------------|---------------------------------|------------------------------|----------------------------------|------------------------------|----------------------------------|-------------------------------|----------------------------------|---|------------------------------------|----------------------------------|--------|
| 10 Michael Young, R OBP: 0.358, SLG: 0.472 | F8 | | G4-3 2B | | L8 | | | G4-3 | | 4 | 0 | 1 | 0 | 0 | 0 | 1 | Texas Rangers @ Tampa Bay Devil Rays Tropicana Field, St. Petersburg, FL Fri Jul 18, 2003, 7:15 PM EDT Att. 9,676 - Dome - 72 F | | | |
| 9 Hank Blalock, L OBP: 0.373, SLG: 0.521 | G3-1 | | G4-3 | | | | P6 | 1B | | 4 | 0 | 1 | 0 | 0 | 0 | 1 | | | | |
| Alex Rodriguez, R OBP: 0.373, SLG: 0.539 | G6-3 | | | G3 | BB | | P6 | K2-3 | | 3 | 0 | 0 | 0 | 1 | 1 | | | | | |
| Rafael Palmeiro, L OBP: 0.354, SLG: 0.479 | | K | | P5 | | | F9 | G3-1 | | 4 | 0 | 0 | 0 | 0 | 1 | | | | | |
| Juan Gonzalez, R OBP: 0.328, SLG: 0.572 | | HBP | | G3 | | | | K | | 3 | 0 | 1 | 0 | 0 | 1 | | | | | |
| 23 Mark Teixeira, S OBP: 0.339, SLG: 0.476 Donnie Sadler, R OBP: 0.318, SLG: 0.364 | | 1B | | K | | | G3 | 1B | | 4 | 0 | 2 | 0 | 0 | 1 | | | | | |
| Doug Glanville, R OBP: 0.272, SLG: 0.327 | | 1B | | | | | P6 | 1B | | 4 | 0 | 1 | 0 | 0 | 0 | | | | | |
| Laynce Nix, L OBP: 0.188, SLG: 0.188 | | K | | | | | K | K2-3 | | 4 | 0 | 1 | 0 | 0 | 3 | | | | | |
| Todd Greene, R OBP: 0.243, SLG: 0.404 | | | G6-3 | | P5 | | | G6-3 | | 3 | 0 | 0 | 0 | 0 | 0 | | | | | |
| Inning Stats | R: 0 E: 0 K: 0 S: 6 | H: 0 LOB: 0 BB: 0 P: 12 | R: 0 E: 0 K: 2 S: 13 | H: 1 LOB: 2 BB: 0 P: 18 | R: 0 E: 0 K: 0 S: 7 | H: 1 LOB: 0 BB: 0 P: 15 | R: 0 E: 0 K: 1 S: 10 | H: 0 LOB: 1 BB: 1 P: 17 | R: 0 E: 0 K: 0 S: 8 | H: 0 LOB: 1 BB: 0 P: 8 | R: 0 E: 0 K: 2 S: 9 | H: 1 LOB: 1 BB: 0 P: 12 | R: 0 E: 0 K: 1 S: 7 | H: 1 LOB: 1 BB: 0 P: 13 | R: 0 E: 0 K: 1 S: 14 | H: 2 LOB: 2 BB: 0 P: 22 | 1B: 6 2B: 1 3B: 0 HR: 0 | SF: 0 SAC: 0 DP: 0 HBP: 1 | WP: 0 PB: 0 SB: 0 CS: 0 | PA: 35 |
| PITCHER | IP | WLS | BF | H | R | ER | SO | BB | IBB | HBP | BLK | WP | HR | S | P | ERA | WHIP | | | |
| Geremi Gonzalez, R ERA: 3.67 | 8.0 | W | 30 | 5 | 0 | 0 | 6 | 1 | 0 | 1 | 0 | 0 | 0 | 65 | 106 | 0.00 | 0.750 | | | |
| Lance Carter, R ERA: 3.97 | 1.0 | S | 5 | 2 | 0 | 0 | 1 | 0 | 0 | 0 | 0 | 0 | 0 | 14 | 22 | 0.00 | 2.000 | | | |

| Batter | 1 | 2 | 3 | 4 | 5 | 6 | 7 | 8 | 9 | AB | R | H | RBI | BB | SO | LOB | BOTTOM | | | |
|--|-------------------------------|----------------------------------|-------------------------------|----------------------------------|------------------------------|----------------------------------|-------------------------------|----------------------------------|-------------------------------|----------------------------------|------------------------------|----------------------------------|-------------------------------|----------------------------------|----------------------------------|------------------------------------|---|--------|--|--|
| 13 Carl Crawford, L OBP: 0.305, SLG: 0.347 Terry Shumpert, R OBP: 0.284, SLG: 0.397 | K | | G1-3 | | | G5-3 | | 1B 5 1B BB | | 2 | 0 | 0 | 0 | 0 | 1 | 0 | Texas Rangers @ Tampa Bay Devil Rays Tropicana Field, St. Petersburg, FL Fri Jul 18, 2003, 7:15 PM EDT Att. 9,676 - Dome - 72 F | | | |
| Antonio Perez, R OBP: 0.357, SLG: 0.436 | G4-3 5 1B | | K | | | F8 | | K | | 4 | 1 | 1 | 0 | 0 | 2 | 1 | | | | |
| Aubrey Huff, L OBP: 0.361, SLG: 0.538 | G4-3 | | | F7 | | F7 | | 5 1B 5 DI 1B | | 4 | 0 | 2 | 0 | 0 | 0 | 1 | | | | |
| 5 Rocco Baldelli, R OBP: 0.329, SLG: 0.441 | | | | F9 | | G6-3 | | S 1B | | 4 | 0 | 2 | 2 | 0 | 0 | 1 | | | | |
| Travis Lee, L OBP: 0.331, SLG: 0.424 | P5 | | | 1B | | P6 | | BB | | 3 | 0 | 1 | 0 | 1 | 0 | 1 | | | | |
| Damian Rolis, R OBP: 0.312, SLG: 0.384 | | | CS 1B | | K | | S 1B | K | | 4 | 0 | 2 | 0 | 0 | 2 | 4 | | | | |
| Marlon Anderson, L OBP: 0.326, SLG: 0.358 | F7 | | | | F9 | | L7 | | | 3 | 0 | 0 | 0 | 0 | 0 | 2 | | | | |
| Toby Hall, R OBP: 0.309, SLG: 0.377 | P4 | | | | F7 | | F8 | | | 3 | 0 | 0 | 0 | 0 | 0 | 1 | | | | |
| Julio Lugo, R OBP: 0.301, SLG: 0.331 | | | F9 | | G5-3 | | | G5-3 | | 3 | 0 | 0 | 0 | 0 | 0 | 0 | | | | |
| Inning Stats | R: 1 E: 1 K: 1 S: 14 | H: 2 LOB: 1 BB: 0 P: 20 | R: 0 E: 0 K: 0 S: 13 | H: 1 LOB: 0 BB: 0 P: 16 | R: 0 E: 0 K: 1 S: 8 | H: 0 LOB: 0 BB: 0 P: 11 | R: 0 E: 0 K: 1 S: 13 | H: 1 LOB: 1 BB: 0 P: 18 | R: 0 E: 1 K: 0 S: 14 | H: 1 LOB: 1 BB: 0 P: 22 | R: 0 E: 0 K: 0 S: 8 | H: 1 LOB: 1 BB: 0 P: 12 | R: 1 E: 0 K: 2 S: 21 | H: 2 LOB: 3 BB: 2 P: 35 | 1B: 8 2B: 0 3B: 0 HR: 0 | SF: 0 SAC: 0 DP: 0 HBP: 0 | WP: 0 PB: 0 SB: 2 CS: 1 | PA: 33 | | |
| PITCHER | IP | WLS | BF | H | R | ER | SO | BB | IBB | HBP | BLK | WP | HR | S | P | ERA | WHIP | | | |
| Ismael Valdez, R ERA: 5.85 | 7.0 | L | 26 | 6 | 1 | 1 | 3 | 0 | 0 | 0 | 0 | 0 | 0 | 74 | 108 | 1.29 | 0.857 | | | |
| 56 Rosman Garcia, R ERA: 4.96 | 0.2 | | 3 | 0 | 1 | 1 | 1 | 1 | 0 | 0 | 0 | 0 | 0 | 7 | 13 | 13.50 | 1.500 | | | |
| Brian Shouse, L ERA: 3.79 | 0.0 | | 1 | 0 | 0 | 0 | 0 | 0 | 0 | 0 | 0 | 0 | 0 | 1 | 1 | ∞ | ∞ | | | |
| Francisco Cordero, R ERA: 3.31 | 0.1 | | 3 | 1 | 0 | 0 | 1 | 1 | 0 | 0 | 0 | 0 | 0 | 13 | 21 | 0.00 | 6.000 | | | |

livebaseballscores.com



livebaseballscores.com



| Batter | 1 | 2 | 3 | 4 | 5 | 6 | 7 | 8 | 9 | AB | R | H | RBI | BB | SO | LOB | TOP | | | | | | | | | | | |
|---|-------------------------------|----------------------------------|-------------------------------|----------------------------------|-------------------------------|----------------------------------|-------------------------------|----------------------------------|-------------------------------|----------------------------------|-------------------------------|----------------------------------|-------------------------------|----------------------------------|-------------------------------|----------------------------------|----------------------------------|------------------------------------|----------------------------------|------------------------------------|-------------------------|--------|--|--|--|--|--|--|
| 10 Michael Young, R OBP: 0.360, SLG: 0.476 | 3-1 P4 | 0-0 | | 2-0 FC5 S HBP | 1-3 K | | | 1-2 E6 9 1B FC3-6 | 2-2 | 5 | 1 | 2 | 2 | 0 | 1 | 2 | | | | | | | | | | | | |
| 9 Hank Blalock, L OBP: 0.372, SLG: 0.517 | 4-1 G4-3 1B BB | 1-1 SF7 | | 3-2 L3 | | 2-1 G3 | | 2-1 FC3-6 1B | 2-2 G3 | 4 | 0 | 1 | 1 | 1 | 0 | 3 | | | | | | | | | | | | |
| Alex Rodriguez, R OBP: 0.371, SLG: 0.533 | 1-0 G4-3 | 3-H 4-2 | | 3-3 K | | 0-1 G6-3 | | 0-0 P3 | | 4 | 0 | 0 | 0 | 1 | 1 | 5 | | | | | | | | | | | | |
| Rafael Palmeiro, L OBP: 0.354, SLG: 0.477 | 1-0 | 2-3 | | 4-0 | | 2-0 P3 | | 3-1 FC3-6 | | 4 | 0 | 1 | 1 | 1 | 1 | 4 | | | | | | | | | | | | |
| Juan Gonzalez, R OBP: 0.329, SLG: 0.572 Shane Spencer, R (2, PR) OBP: 0.322, SLG: 0.425 | | 4-2 23 2B HBP | 2-3 | 0-2 FC5 | | | | 1-2 G6-3 | 0-1 G5-3 | 0 | 0 | 0 | 0 | 0 | 0 | 0 | | | | | | | | | | | | |
| 23 Mark Teixeira, S OBP: 0.340, SLG: 0.482 | | 0-1 | 0-0 | | 1-2 F9 | | | 3-3 K2-3 | | 5 | 1 | 2 | 0 | 0 | 1 | 0 | | | | | | | | | | | | |
| Doug Glanville, R OBP: 0.282, SLG: 0.342 | 1-1 F9 2B | 0-3 | | 0-0 | | 1-1 E6 HBP 1B | | 1-1 E6 BB 1B | 0-2 | 5 | 2 | 3 | 2 | 0 | 1 | 1 | | | | | | | | | | | | |
| Laynce Nix, L OBP: 0.190, SLG: 0.150 | 1-0 F9 2B | 3-2 | | 0-1 | | 0-1 P5 | | 4-2 | 2-3 | 4 | 0 | 0 | 0 | 1 | 1 | 5 | | | | | | | | | | | | |
| Einar Diaz, R OBP: 0.303, SLG: 0.342 | 0-1 10 2B 9 SF7 1B | | | 1-1 | | 2-2 F9 HBP | | 0-2 F9 | 1-2 | 3 | 2 | 2 | 1 | 0 | 0 | 2 | | | | | | | | | | | | |
| Inning Stats | R: 0 E: 0 K: 0 S: 5 | H: 1 LOB: 2 BB: 1 P: 14 | R: 4 E: 0 K: 1 S: 20 | H: 4 LOB: 3 BB: 1 P: 33 | R: 0 E: 0 K: 2 S: 10 | H: 1 LOB: 0 BB: 0 P: 15 | R: 0 E: 0 K: 1 S: 11 | H: 0 LOB: 3 BB: 1 P: 24 | R: 0 E: 0 K: 1 S: 13 | H: 1 LOB: 2 BB: 0 P: 17 | R: 0 E: 0 K: 0 S: 5 | H: 0 LOB: 0 BB: 0 P: 9 | R: 0 E: 1 K: 1 S: 15 | H: 0 LOB: 1 BB: 1 P: 24 | R: 1 E: 1 K: 0 S: 10 | H: 1 LOB: 1 BB: 0 P: 16 | R: 2 E: 0 K: 1 S: 18 | H: 3 LOB: 1 BB: 0 P: 25 | 1B: 6 2B: 5 3B: 0 HR: 0 | SF: 1 SAC: 0 DP: 0 HBP: 4 | WP: 0 PB: 0 CS: 0 | PA: 47 | | | | | | |
| PITCHER | IP | WLS | BF | H | R | ER | SO | BB | IBB | HBP | BLK | WP | HR | S | P | ERA | WHIP | | | | | | | | | | | |
| Victor Zambrano, R ERA: 4.0 | (1, 1) | 5.0 | L | 28 | 7 | 4 | 4 | 5 | 2 | 1 | 4 | 0 | 0 | 0 | 59 | 103 | 7.20 | 1.800 | | | | | | | | | | |
| Travis Harper, R ERA: 3.15 | (6, 1) | 2.0 | | 8 | 0 | 0 | 0 | 1 | 1 | 0 | 0 | 0 | 0 | 0 | 20 | 33 | 0.00 | 0.500 | | | | | | | | | | |
| Al Levine, R ERA: 1.96 | (8, 1) | 1.0 | | 5 | 1 | 1 | 0 | 0 | 0 | 0 | 0 | 0 | 0 | 10 | 16 | 0.00 | 1.000 | | | | | | | | | | | |
| Jesus Colome, R ERA: 4.75 | (9, 1) | 1.0 | | 6 | 3 | 2 | 2 | 1 | 0 | 0 | 0 | 0 | 0 | 18 | 25 | 18.00 | 3.000 | | | | | | | | | | | |
| Batter | 1 | 2 | 3 | 4 | 5 | 6 | 7 | 8 | 9 | AB | R | H | RBI | BB | SO | LOB | BOTTOM | | | | | | | | | | | |
| Marlon Anderson, L OBP: 0.325, SLG: 0.358 | 3-2 F7 | | 0-0 SF7 | 2-2 F9 | | | 1-1 | | | 3 | 0 | 1 | 1 | 0 | 0 | 2 | | | | | | | | | | | | |
| Antonio Perez, R OBP: 0.348, SLG: 0.442 | 1-3 K | | 3-H 1-1 WP | | 1-3 | | 0-0 | | | 4 | 1 | 1 | 1 | 0 | 2 | 1 | | | | | | | | | | | | |
| Aubrey Huff, L OBP: 0.363, SLG: 0.535 | 1-2 F8 | | 2-H 4-2 | | 4-0 | | 1-3 | | | 2 | 0 | 0 | 0 | 2 | 0 | 0 | | | | | | | | | | | | |
| 5 Rocco Baldelli, R OBP: 0.328, SLG: 0.439 | | 1-0 F9 | 1-1 | 1-1 | 4-0 | | 1-1 | | | 4 | 0 | 1 | 0 | 0 | 0 | 1 | | | | | | | | | | | | |
| Travis Lee, L OBP: 0.333, SLG: 0.421 | | 1-1 F9 | 2-1 | 1-1 | 4-2 | | 4-2 | | | 2 | 0 | 0 | 0 | 2 | 0 | 2 | | | | | | | | | | | | |
| Damian Rolls, R OBP: 0.304, SLG: 0.373 | | 3-2 F8 | | 1-0 | | | 2-2 | | | 4 | 0 | 0 | 0 | 0 | 1 | 2 | | | | | | | | | | | | |
| Al Martin, L OBP: 0.329, SLG: 0.364 | | | 0-1 F9 | 1-1 | | | 2-3 | | | 3 | 0 | 1 | 0 | 1 | 1 | 0 | | | | | | | | | | | | |
| Javier Valentin, S OBP: 0.275, SLG: 0.418 | | | 0-2 | 2-2 | | | 1-2 | | | 4 | 1 | 1 | 0 | 0 | 0 | 2 | | | | | | | | | | | | |
| Julio Lugo, R OBP: 0.305, SLG: 0.339 Matt Diaz, R (9, PH) | | | 2-2 | 3-2 | | | 1-2 | | | 3 | 1 | 2 | 0 | 0 | 0 | 0 | | | | | | | | | | | | |
| Inning Stats | R: 0 E: 0 K: 1 S: 12 | H: 0 LOB: 0 BB: 0 P: 17 | R: 0 E: 0 K: 0 S: 10 | H: 0 LOB: 0 BB: 0 P: 15 | R: 3 E: 0 K: 0 S: 18 | H: 4 LOB: 2 BB: 1 P: 28 | R: 0 E: 0 K: 0 S: 13 | H: 2 LOB: 2 BB: 0 P: 21 | R: 0 E: 0 K: 1 S: 9 | H: 0 LOB: 0 BB: 1 P: 11 | R: 0 E: 0 K: 0 S: 10 | H: 1 LOB: 1 BB: 0 P: 13 | R: 0 E: 0 K: 1 S: 9 | H: 0 LOB: 1 BB: 1 P: 17 | R: 0 E: 0 K: 0 S: 7 | H: 0 LOB: 0 BB: 1 P: 11 | 1B: 5 2B: 2 3B: 0 HR: 0 | SF: 1 SAC: 0 DP: 3 HBP: 0 | WP: 1 PB: 0 CS: 0 | PA: 36 | | | | | | | | |
| PITCHER | IP | WLS | BF | H | R | ER | SO | BB | IBB | HBP | BLK | WP | HR | S | P | ERA | WHIP | | | | | | | | | | | |
| 53 Joaquin Benoit, R ERA: 5.25 | (1, 1) | 5.0 | W | 22 | 6 | 3 | 2 | 2 | 0 | 0 | 0 | 0 | 0 | 19 | 30 | 0.00 | 1.000 | | | | | | | | | | | |
| 32 Ron Mahay, L ERA: | (6, 1) | 2.0 | H | 7 | 1 | 0 | 0 | 1 | 1 | 0 | 0 | 0 | 0 | 9 | 17 | 0.00 | 1.000 | | | | | | | | | | | |
| Aaron Fultz, L ERA: 4.46 | (8, 1) | 1.0 | H | 4 | 0 | 0 | 0 | 1 | 1 | 0 | 0 | 0 | 0 | 7 | 11 | 0.00 | 1.000 | | | | | | | | | | | |
| Francisco Cordero, R ERA: 3.25 | (9, 1) | 1.0 | | 3 | 0 | 0 | 0 | 0 | 1 | 0 | 0 | 0 | 0 | 7 | 11 | 0.00 | 1.000 | | | | | | | | | | | |


Texas Rangers @ Tampa Bay Devil Rays
Tropicana Field, St. Petersburg, FL
Sat Jul 19 2003, 6:15 PM EDT
Att: 14,136 - Dome - 72 F

AB 38
R 7
H 11
RBI 7
BB 4
SO 7
LOB 26



Texas Rangers @ Tampa Bay Devil Rays
Tropicana Field, St. Petersburg, FL
Sat Jul 19 2003, 6:15 PM EDT
Att: 14,136 - Dome - 72 F

AB 30
R 3
H 7
RBI 2
BB 5
SO 4
LOB 10



| Batter | 1 | 2 | 3 | 4 | 5 | 6 | 7 | 8 | 9 | AB | R | H | RBI | BB | SO | LOB | TOP | | | | | |
|--|-------------------------------|----------------------------------|------------------------------|----------------------------------|------------------------------|----------------------------------|-------------------------------|----------------------------------|------------------------------|---------------------------------|-------------------------------|----------------------------------|------------------------------|---------------------------------|-------------------------------|----------------------------------|---|----------------------------------|----------------------------------|------------------------------------|----------------------------------|--------|
| 10 Michael Young, R OBP: 0.358, SLG: 0.475 | G1-3 | | F9 | | P4 | | K | | 2B | 5 | 0 | 1 | 2 | 0 | 1 | 0 | Texas Rangers @ Tampa Bay Devil Rays Tropicana Field, St. Petersburg, FL Sun Jul 20 2003, 1:15 PM EDT Att: 13,730 - Dome - 72 F | | | | | |
| 9 Hank Blalock, L OBP: 0.370, SLG: 0.511 | G4-3 | | BB | | P6 | | | F8 | K | 4 | 0 | 0 | 0 | 1 | 1 | 1 | | | | | | |
| Alex Rodriguez, R OBP: 0.371, SLG: 0.531 Donnie Sadler, R OBP: 0.315, SLG: 0.359 | F9 | | K | | E7 23 WP 23 1B | | | K | | 3 | 1 | 1 | 0 | 0 | 1 | 1 | | | | | | |
| Rafael Palmeiro, L OBP: 0.352, SLG: 0.472 Marcus Thames, R OBP: 0.333, SLG: 0.533 | | F7 | F7 | | F7 | | | 1B | | 3 | 0 | 0 | 0 | 0 | 0 | 2 | | | | | | |
| 23 Mark Teixeira, S OBP: 0.345, SLG: 0.487 | | | | | CS 2B | | | P2 | | 3 | 0 | 2 | 1 | 1 | 0 | 1 | | | | | | |
| Shane Spencer, R OBP: 0.325, SLG: 0.421 | | | | | 2B | | | F7 | | 2 | 0 | 0 | 0 | 2 | 0 | 1 | | | | | | |
| Laynce Nix, L OBP: 0.200, SLG: 0.130 | | | | | BB | | | F8 | | 3 | 1 | 0 | 0 | 1 | 1 | 4 | | | | | | |
| Doug Glanville, R OBP: 0.281, SLG: 0.335 | | | | | F7 | | | G3-1 | | 3 | 1 | 0 | 0 | 1 | 0 | 3 | | | | | | |
| Todd Greene, R OBP: 0.243, SLG: 0.426 | | | HR | | F8 | | | G6-3 | | 4 | 1 | 1 | 1 | 0 | 1 | 2 | | | | | | |
| Inning Stats | R: 0 E: 0 K: 0 S: 10 | H: 0 LOB: 0 BB: 0 P: 16 | R: 0 E: 0 K: 1 S: 9 | H: 0 LOB: 2 BB: 2 P: 20 | R: 1 E: 0 K: 1 S: 9 | H: 1 LOB: 1 BB: 1 P: 18 | R: 0 E: 0 K: 0 S: 11 | H: 1 LOB: 1 BB: 1 P: 17 | R: 0 E: 0 K: 0 S: 4 | H: 0 LOB: 0 BB: 0 P: 6 | R: 1 E: 1 K: 0 S: 11 | H: 2 LOB: 1 BB: 0 P: 19 | R: 0 E: 0 K: 1 S: 7 | H: 0 LOB: 0 BB: 0 P: 8 | R: 0 E: 0 K: 1 S: 15 | H: 1 LOB: 1 BB: 2 P: 21 | R: 2 E: 0 K: 2 S: 14 | H: 1 LOB: 1 BB: 2 P: 24 | 1B: 3 2B: 2 3B: 0 HR: 1 | SF: 0 SAC: 0 DP: 0 HBP: 0 | WP: 1 PB: 0 SB: 0 CS: 1 | PA: 38 |
| PITCHER | IP | WLS | BF | H | R | ER | SO | BB | IBB | HBP | BLK | WP | HR | S | P | ERA | WHIP | | | | | |
| Jorge Sosa, R ERA: 4.48 | 7.0 | W | 28 | 4 | 2 | 2 | 3 | 4 | 0 | 0 | 0 | 1 | 1 | 61 | 104 | 2.57 | 1.143 | | | | | |
| Mark Malaska, L ERA: 4.5 | 1.0 | | 4 | 1 | 0 | 0 | 1 | 0 | 0 | 0 | 0 | 0 | 0 | 15 | 21 | 0.00 | 1.000 | | | | | |
| Brandon Backe, R ERA: 6.06 | 1.0 | | 6 | 1 | 2 | 2 | 2 | 2 | 0 | 0 | 0 | 0 | 0 | 14 | 24 | 18.00 | 3.000 | | | | | |

| Batter | 1 | 2 | 3 | 4 | 5 | 6 | 7 | 8 | 9 | AB | R | H | RBI | BB | SO | LOB | BOTTOM | | | | |
|---|------------------------------|----------------------------------|-------------------------------|----------------------------------|---|----------------------------------|-------------------------------|----------------------------------|-------------------------------|----------------------------------|------------------------------|----------------------------------|-------------------------------|----------------------------------|------------------------------|----------------------------------|---|------------------------------------|----------------------------------|--------|--|
| Damian Rolls, R OBP: 0.305, SLG: 0.368 | L5-3 BB | | 5 1B 1B | | FC5-4 HR | | F9 | | FC5-4 | 5 | 2 | 1 | 0 | 1 | 0 | 5 | Texas Rangers @ Tampa Bay Devil Rays Tropicana Field, St. Petersburg, FL Sun Jul 20 2003, 1:15 PM EDT Att: 13,730 - Dome - 72 F | | | | |
| Antonio Perez, R OBP: 0.404, SLG: 0.468 | L5-3 | | 5 1B E | | 1 SAFE 3-2 1 SAFE 1 SAFE 1B | | HR | | 1B | 4 | 3 | 3 | 0 | 2 | 0 | 1 | | | | | |
| Aubrey Huff, L OBP: 0.362, SLG: 0.540 | G6-3 | | F7 | | 0-0 1-H 3-H | | HR | | 1B | 6 | 2 | 2 | 3 | 0 | 0 | 5 | | | | | |
| 5 Rocco Baldelli, R OBP: 0.333, SLG: 0.449 | | BB 1B | E S 1B | | 2-1 1B | | P3 | | PB WP 1B | 5 | 3 | 3 | 2 | 1 | 0 | 3 | | | | | |
| Travis Lee, L OBP: 0.340, SLG: 0.434 | | 1B BB | P5 | | 3-2 FC4-6 1B | | HR | | WP PB 1B BB | 3 | 2 | 2 | 3 | 2 | 0 | 2 | | | | | |
| Matt Diaz, R | | | E BB | | 1-2 FC4-6 HR 1B | | P4 | | K | 4 | 1 | 0 | 0 | 1 | 2 | 5 | | | | | |
| Toby Hall, R OBP: 0.310, SLG: 0.377 | | | E5 | | 1-2 HR 1B | | F8 | | K | 5 | 1 | 2 | 1 | 0 | 1 | 4 | | | | | |
| Terry Shumpert, R OBP: 0.278, SLG: 0.388 Al Martin, L OBP: 0.335, SLG: 0.385 | K | | K | | 0-2 1-H 2-H | | HR | | G4-3 1B BB | 2 | 0 | 0 | 0 | 0 | 2 | 5 | | | | | |
| Julio Lugo, R OBP: 0.314, SLG: 0.348 | | | | | FC5-4 1B | | 1B | | FC5-4 1B | 5 | 0 | 4 | 1 | 0 | 1 | 2 | | | | | |
| Inning Stats | R: 0 E: 0 K: 0 S: 5 | H: 0 LOB: 1 BB: 1 P: 12 | R: 1 E: 0 K: 3 S: 15 | H: 1 LOB: 2 BB: 2 P: 26 | R: 2 E: 1 K: 1 S: 21 | H: 3 LOB: 3 BB: 1 P: 32 | R: 7 E: 0 K: 0 S: 32 | H: 8 LOB: 1 BB: 0 P: 50 | R: 3 E: 0 K: 0 S: 14 | H: 2 LOB: 2 BB: 1 P: 21 | R: 0 E: 0 K: 0 S: 9 | H: 2 LOB: 2 BB: 0 P: 14 | R: 2 E: 0 K: 2 S: 18 | H: 2 LOB: 2 BB: 2 P: 31 | R: 0 E: 0 K: 0 S: 4 | H: 0 LOB: 0 BB: 1 P: 12 | 1B: 14 2B: 1 3B: 0 HR: 4 | SF: 0 SAC: 0 DP: 2 HBP: 0 | WP: 2 PB: 1 SB: 2 CS: 0 | PA: 49 | |
| PITCHER | IP | WLS | BF | H | R | ER | SO | BB | IBB | HBP | BLK | WP | HR | S | P | ERA | WHIP | | | | |
| Tony Mounce, L ERA: 6.38 | 3.1 | L | 21 | 7 | 6 | 5 | 4 | 4 | 0 | 0 | 0 | 0 | 3 | 44 | 69 | 23.62 | 3.750 | | | | |
| Ryan Drese, R ERA: 9.53 | 2.2 | | 18 | 9 | 7 | 7 | 0 | 1 | 0 | 0 | 0 | 0 | 0 | 18 | 31 | 18.00 | 4.000 | | | | |
| Jay Powell, R ERA: 9.16 | 1.0 | | 7 | 2 | 2 | 2 | 2 | 2 | 0 | 0 | 0 | 2 | 0 | 4 | 12 | 0.00 | 1.000 | | | | |
| Brian Shouse, L ERA: 3.7 | 1.0 | | 3 | 0 | 0 | 0 | 0 | 1 | 0 | 0 | 0 | 0 | 0 | 4 | 12 | 0.00 | 1.000 | | | | |

AB 32
R 4
H 6
RBI 4
BB 6
SO 6
LOB 15



AB 41
R 15
H 18
RBI 13
BB 8
SO 6
LOB 32



| Batter | 1 | 2 | 3 | 4 | 5 | 6 | 7 | 8 | 9 | AB R H RBI BB SO LOB | TOP | | | | | | | | | | | |
|--|---|---------------------------------|------------------------------|---------------------------------|------------------------------|----------------------------------|-------------------------------|----------------------------------|------------------------------|----------------------------------|---|----------------------------------|------------------------------|---------------------------------|-------------------------------|----------------------------------|------------------------------|----------------------------------|----------------------------------|------------------------------------|----------------------------------|--------|
| David Eckstein, R (1, 6) OBP: 0.316, SLG: 0.318 | 1-1 G6-3 2B | | 0-0 P6 | | 0-1 G5-3 | | | 0-1 2H G6-3 2B | | 4 0 2 1 0 0 1 | Anaheim Angels @ Tampa Bay Devil Rays Tropicana Field, St. Petersburg, FL Mon Jul 21 2003, 7:15 PM EDT Att: 9,673 - Dome - 72 F | | | | | | | | | | | |
| Darin Erstad, L (1, 8) OBP: 0.313, SLG: 0.337 | 0-0 L4 | | 3-3 K | | | 1-3 K2-3 | | 3-2 G6-3 | | 4 0 0 0 0 2 3 | | | | | | | | | | | | |
| Tim Salmon, R (1, 10) OBP: 0.370, SLG: 0.474 | 0-2 G6-3 2-3 | | 0-1 F8 | | | 3-1 F8 | | 0-0 G4-3 | | 4 0 0 0 0 0 3 | | | | | | | | | | | | |
| 16 Garret Anderson, L (1, 7) OBP: 0.347, SLG: 0.604 | 0-0 G4-3 | | | 3-2 1B | | 1-2 G4-3 | | 1-1 G4-3 | | 4 0 1 0 0 0 1 | | | | | | | | | | | | |
| Scott Spiezio, S (1, 3) (3, 5) OBP: 0.338, SLG: 0.452 | | 0-0 F9 | | 1-3 K | | 0-1 F8 | | 4-0 1B SF7 BB | | 3 1 0 0 1 1 1 | | | | | | | | | | | | |
| Troy Glaus, R (1, 5) OBP: 0.343, SLG: 0.464 | | 1-3 K | | 0-1 P5 | | 2-1 G3 | | 1-2 1B | | 1 0 0 0 0 1 0 | | | | | | | | | | | | |
| Shawn Wooten, R (3, 3) OBP: 0.345, SLG: 0.441 | | | | 1-0 L8 | | | | 1-3 1B | | 3 0 1 0 0 0 1 | | | | | | | | | | | | |
| Benji Gil, R (9, PR) OBP: 0.233, SLG: 0.298 | | | | | | | | 2-2 SF7 | | 0 0 0 0 0 0 0 | | | | | | | | | | | | |
| Jeff DaVanon, S (1, 9) OBP: 0.378, SLG: 0.549 | | 1-0 2B | | | | 0-0 B1-3 | | 2-2 SF7 | | 3 0 1 1 0 0 1 | | | | | | | | | | | | |
| Bengie Molina, R (1, 2) OBP: 0.309, SLG: 0.435 | | 0-0 G6-3 | | | 2-1 G5-3 | | | 3-2 P3 | 0-0 G5-3 | 4 0 0 0 0 0 2 | | | | | | | | | | | | |
| Adam Kennedy, L (1, 4) OBP: 0.320, SLG: 0.332 | | | 0-0 E1 1B | | 3-2 G3-1 | | | 1-0 2B 2B | | 3 1 2 0 0 0 0 | | | | | | | | | | | | |
| Inning Stats | R: 0 E: 0 K: 0 S: 8 | H: 1 LOB: 1 BB: 0 P: 9 | R: 0 E: 0 K: 1 S: 6 | H: 1 LOB: 1 BB: 0 P: 8 | R: 0 E: 1 K: 1 S: 7 | H: 1 LOB: 0 BB: 0 P: 10 | R: 0 E: 0 K: 1 S: 10 | H: 1 LOB: 1 BB: 0 P: 15 | R: 0 E: 0 K: 0 S: 7 | H: 0 LOB: 0 BB: 0 P: 12 | R: 0 E: 0 K: 1 S: 9 | H: 0 LOB: 0 BB: 0 P: 14 | R: 0 E: 0 K: 0 S: 5 | H: 0 LOB: 0 BB: 0 P: 7 | R: 1 E: 0 K: 0 S: 11 | H: 2 LOB: 1 BB: 0 P: 18 | R: 1 E: 0 K: 0 S: 9 | H: 1 LOB: 1 BB: 1 P: 17 | 1B: 3 2B: 4 3B: 0 HR: 0 | SF: 1 SAC: 0 DP: 0 HBP: 0 | WP: 0 PB: 0 SB: 0 CS: 0 | PA: 35 |
| PITCHER | IP WLS BF H R ER SO BB IBB HBP BLK WP HR S P ERA WHIP | | | | | | | | | | | | | | | | | | | | | |
| Rob Bell, R (1, 1) ERA: 6.14 | 7.1 W 28 6 0 1 1 4 0 0 0 0 0 0 0 0 59 86 1.23 0.818 | | | | | | | | | | | | | | | | | | | | | |
| Al Levine, R (8, 1) ERA: 1.93 | 0.2 H 2 0 0 0 0 0 0 0 0 0 0 0 0 0 4 7 0.00 0.000 | | | | | | | | | | | | | | | | | | | | | |
| Lance Carter, R (9, 1) ERA: 4.1 | 0.2 H 4 1 1 1 0 1 0 0 0 0 0 0 0 0 8 16 13.50 3.000 | | | | | | | | | | | | | | | | | | | | | |
| Travis Harper, R (9, 1) ERA: 3.14 | 0.1 S 1 0 0 0 0 0 0 0 0 0 0 0 0 0 1 1 0.00 0.000 | | | | | | | | | | | | | | | | | | | | | |

| Batter | 1 | 2 | 3 | 4 | 5 | 6 | 7 | 8 | 9 | AB R H RBI BB SO LOB | BOTTOM | | | | | | | | | |
|---|---|---------------------------------|-------------------------------|----------------------------------|-------------------------------|----------------------------------|------------------------------|----------------------------------|-------------------------------|----------------------------------|---|-------------------------------|----------------------------------|-------------------------------|----------------------------------|----------------------------------|------------------------------------|----------------------------------|--------|--|
| Marlon Anderson, L (1, 7) OBP: 0.324, SLG: 0.356 | 0-2 G6-3 | | 0-0 G6-3 1B | | 1-1 G1-3 | 1-0 P6 | | | | 4 0 1 0 0 0 3 | Anaheim Angels @ Tampa Bay Devil Rays Tropicana Field, St. Petersburg, FL Mon Jul 21 2003, 7:15 PM EDT Att: 9,673 - Dome - 72 F | | | | | | | | | |
| Antonio Perez, R (1, 4) OBP: 0.411, SLG: 0.460 | 0-1 F8 | | 0-2 G6-3 1B | | 4-2 BB | | 1-1 F8 | | | 3 0 1 1 1 0 0 | | | | | | | | | | |
| Aubrey Huff, L (1, 9) OBP: 0.359, SLG: 0.534 | 1-1 G3-1 | | 0-0 G6-3 | | 0-0 P6 | | 3-0 P6 | | | 4 0 0 0 0 0 3 | | | | | | | | | | |
| 5 Rocco Baldelli, R (1, 8) OBP: 0.333, SLG: 0.447 | | 1-0 G4-3 | 0-2 G3 | | 0-0 F9 | | | 2B 1B | | 4 1 1 0 0 0 2 | | | | | | | | | | |
| Travis Lee, L (1, 3) OBP: 0.342, SLG: 0.436 | | 0-1 F9 | | 4-1 1B BB | | 3-2 P4 | 1 SAFE 1 SAFE | 2-1 2B | | 3 0 1 1 1 0 0 | | | | | | | | | | |
| Damian Rolis, R (1, 5) OBP: 0.298, SLG: 0.358 | | 2-2 E5 | | 1 SAFE 1-1 F7 | | 0-0 G6-3 | | 2-3 K | | 4 0 0 0 0 1 2 | | | | | | | | | | |
| Al Martin, L (1, 10) OBP: 0.339, SLG: 0.388 | | 2-0 G3 | | 0-0 1B | | 2-1 1B | | 1-3 K2-3 | | 4 0 2 0 0 1 1 | | | | | | | | | | |
| Toby Hall, R (1, 2) OBP: 0.313, SLG: 0.379 | | | 0-1 1B 1B 1B | | 0-1 F7 | | 1-2 1B | 2-2 P4 | | 4 1 2 0 0 0 2 | | | | | | | | | | |
| Julio Lugo, R (1, 6) OBP: 0.317, SLG: 0.347 | | | 0-0 1B 1B G6-3 1B | | 2-0 F8 | | 4-0 1B | 1-3 K | | 3 1 1 0 1 1 2 | | | | | | | | | | |
| Inning Stats | R: 0 E: 0 K: 0 S: 7 | H: 0 LOB: 0 BB: 0 P: 8 | R: 0 E: 1 K: 0 S: 7 | H: 0 LOB: 1 BB: 0 P: 12 | R: 2 E: 0 K: 0 S: 12 | H: 4 LOB: 1 BB: 0 P: 12 | R: 0 E: 0 K: 0 S: 7 | H: 1 LOB: 2 BB: 1 P: 14 | R: 0 E: 0 K: 0 S: 12 | H: 0 LOB: 3 BB: 1 P: 23 | | R: 1 E: 0 K: 1 S: 10 | H: 2 LOB: 1 BB: 0 P: 18 | R: 0 E: 0 K: 2 S: 11 | H: 0 LOB: 0 BB: 0 P: 15 | 1B: 8 2B: 1 3B: 0 HR: 0 | SF: 0 SAC: 0 DP: 1 HBP: 0 | WP: 0 PB: 0 SB: 0 CS: 0 | PA: 36 | |
| PITCHER | IP WLS BF H R ER SO BB IBB HBP BLK WP HR S P ERA WHIP | | | | | | | | | | | | | | | | | | | |
| Aaron Sele, R (1, 1) ERA: 5.15 | 6.0 L 28 7 2 2 2 0 3 0 0 0 0 0 0 0 52 81 3.00 1.667 | | | | | | | | | | | | | | | | | | | |
| Ben Weber, R (7, 1) ERA: 2.79 | 1.0 5 2 1 1 1 0 0 0 0 0 0 0 0 10 18 9.00 2.000 | | | | | | | | | | | | | | | | | | | |
| Brendan Donnelly, R (8, 1) ERA: 0.37 | 1.0 3 0 0 0 0 2 0 0 0 0 0 0 0 11 15 0.00 0.000 | | | | | | | | | | | | | | | | | | | |

| Batter | 1 | 2 | 3 | 4 | 5 | 6 | 7 | 8 | 9 | AB | R | H | RBI | BB | SO | LOB | TOP | | | | | | | | | | |
|--|--|----------------------------------|-------------------------------|----------------------------------|-------------------------------|--|-------------------------------|----------------------------------|-------------------------------|----------------------------------|------------------------------|---------------------------------|-------------------------------|----------------------------------|------------------------------|----------------------------------|----------------------------------|------------------------------------|----------------------------------|--------|--|--|--|--|--|--|--|
| David Eckstein, R (1, 6) OBP: 0.318, SLG: 0.318 | 1-1 P3 | | | 1-0 SH1-3 16 2B HBP | | 0-1 1B SF7 | | 1-1 G6-3 | | 3 | 2 | 1 | 0 | 0 | 0 | 0 | | | | | | | | | | | |
| Darin Erstad, L (1, 8) OBP: 0.317, SLG: 0.341 | 0-2 G5-3 | | | 0-0 SH1-3 | | 1-1 1B SAFE SAFE SAFE SAFE | | 0-2 1B S | | 3 | 1 | 2 | 0 | 0 | 0 | 0 | | | | | | | | | | | |
| Tim Salmon, R (1, 10) OBP: 0.368, SLG: 0.473 | 0-2 G4-3 | | | 1-3 K | | 0-0 SF7 | | 0-1 1B 1-H | | 3 | 0 | 1 | 2 | 0 | 1 | 1 | | | | | | | | | | | |
| 16 Garret Anderson, L (1, 7) OBP: 0.349, SLG: 0.606 | | 2-2 1B CS | | 1-1 2B 2H | | 2-3 K | | 0-0 F9 | | 4 | 0 | 2 | 1 | 0 | 1 | 2 | | | | | | | | | | | |
| Shawn Wooten, R (1, 3) OBP: 0.343, SLG: 0.431 | 2-2 G5-3 SAFE SAFE SAFE SAFE | | | 4-2 BB | | 1-3 K | | | 0-2 G3-1 | | 3 | 0 | 0 | 0 | 1 | 1 | 2 | | | | | | | | | | |
| Scott Spiezio, S (1, 5) OBP: 0.334, SLG: 0.446 | 0-2 P6 | | | 1-1 F7 | | | 0-3 K | | 2-2 L4 | | 4 | 0 | 0 | 0 | 0 | 1 | 2 | | | | | | | | | | |
| Benji Gil, R (1, 4) OBP: 0.228, SLG: 0.291 | | | 3-2 G6-3 | | 2-3 K | | 2-3 K | | 2-0 F9 | | 3 | 0 | 0 | 0 | 0 | 2 | 0 | | | | | | | | | | |
| Adam Kennedy, L (9, PH) OBP: 0.319, SLG: 0.331 | | | | | | | | | | | 1 | 0 | 0 | 0 | 0 | 0 | 0 | | | | | | | | | | |
| Eric Owens, R (1, 9) OBP: 0.248, SLG: 0.271 | | | 0-3 K | | 0-1 P2 | | 0-0 F8 | | | | 3 | 0 | 0 | 0 | 0 | 1 | 0 | | | | | | | | | | |
| José Molina, R (1, 2) OBP: 0.212, SLG: 0.258 | | | 2-2 G1-3 | | 0-1 P3 | | | 1-3 K | | | 3 | 0 | 0 | 0 | 0 | 1 | 0 | | | | | | | | | | |
| Inning Stats | R: 0 E: 0 K: 0 S: 10 | H: 0 LOB: 0 BB: 0 P: 11 | R: 0 E: 0 K: 0 S: 12 | H: 1 LOB: 0 BB: 0 P: 16 | R: 0 E: 0 K: 1 S: 13 | H: 0 LOB: 0 BB: 0 P: 18 | R: 1 E: 0 K: 1 S: 10 | H: 1 LOB: 2 BB: 1 P: 18 | R: 0 E: 0 K: 2 S: 11 | H: 2 LOB: 1 BB: 0 P: 15 | R: 0 E: 0 K: 2 S: 7 | H: 0 LOB: 0 BB: 0 P: 9 | R: 1 E: 0 K: 1 S: 17 | H: 2 LOB: 1 BB: 0 P: 19 | R: 0 E: 0 K: 0 S: 9 | H: 0 LOB: 0 BB: 0 P: 13 | 1B: 5 2B: 1 3B: 0 HR: 0 | SF: 1 SAC: 1 DP: 0 HBP: 1 | WP: 0 PB: 0 SB: 1 CS: 1 | PA: 34 | | | | | | | |
| PITCHER | IP | WLS | BF | H | R | ER | SO | BB | IBB | HBP | BLK | WP | HR | S | P | ERA | WHIP | | | | | | | | | | |
| Joe Kennedy, L (1, 1) ERA: 5.82 | 8.0 | L | 31 | 6 | 3 | 3 | 8 | 1 | 0 | 1 | 0 | 0 | 0 | 87 | 115 | 3.38 | 0.875 | | | | | | | | | | |
| Brandon Backe, R (9, 1) ERA: 5.71 | 1.0 | | 3 | 0 | 0 | 0 | 0 | 0 | 0 | 0 | 0 | 0 | 0 | 9 | 13 | 0.00 | 0.000 | | | | | | | | | | |

Anaheim Angels @ Tampa Bay Devil Rays
Tropicana Field, St. Petersburg, FL
Tue Jul 22 2003, 12:15 PM EDT
Att: 21,241 - Dome - 72 F

AB 30
R 3
H 6
RBI 3
BB 1
SO 8
LOB 7

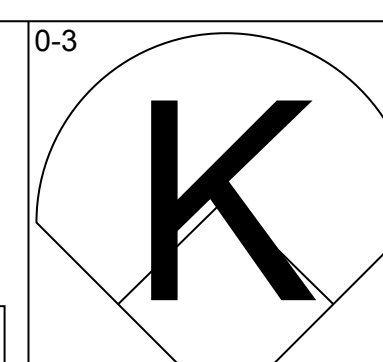
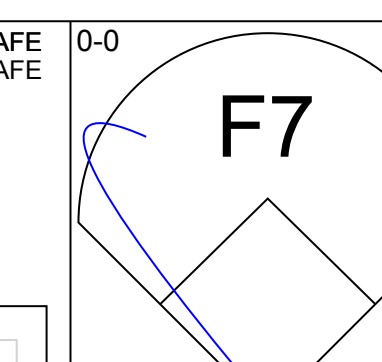
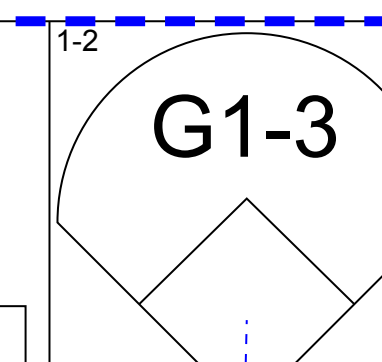
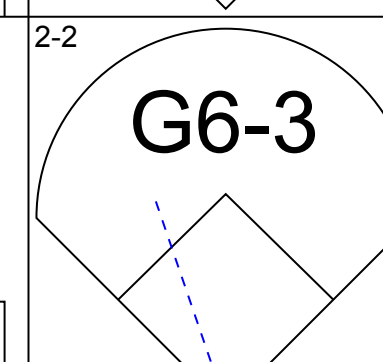
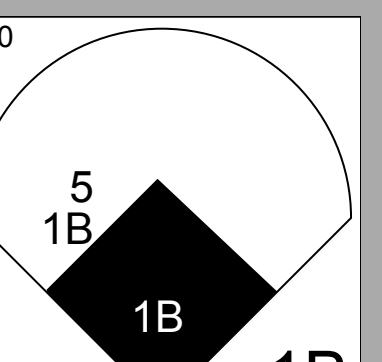
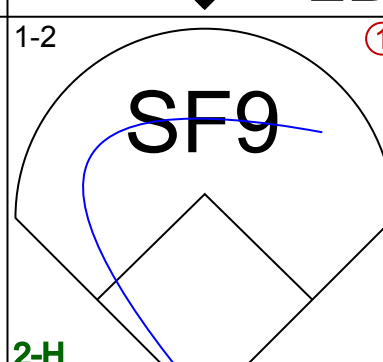
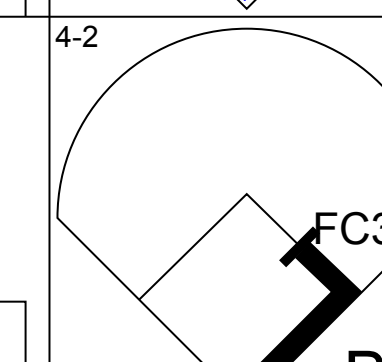
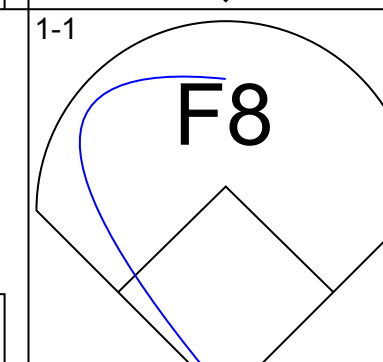
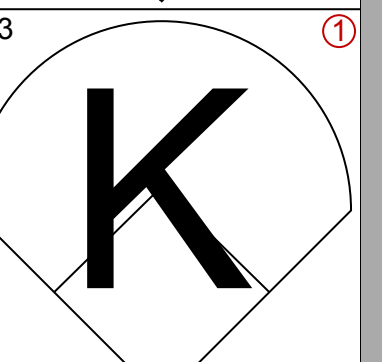
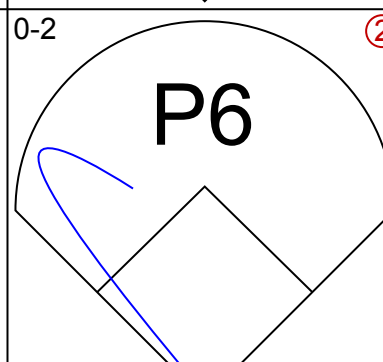
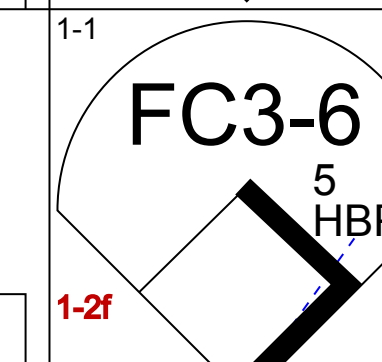
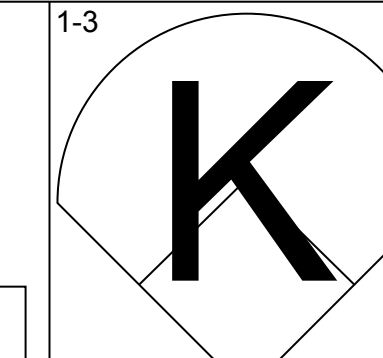
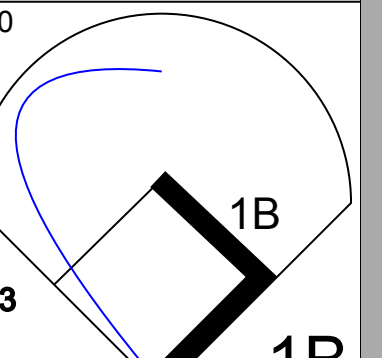
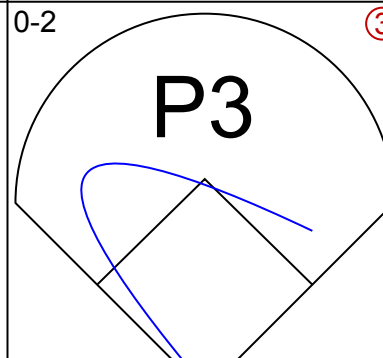
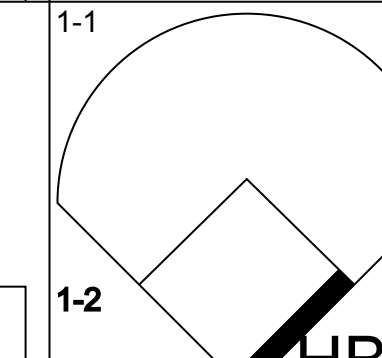
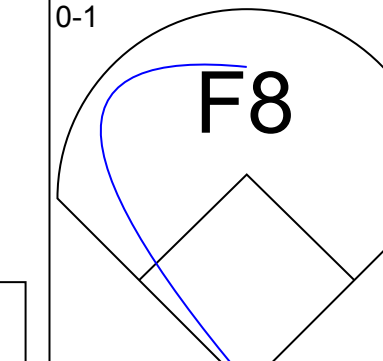
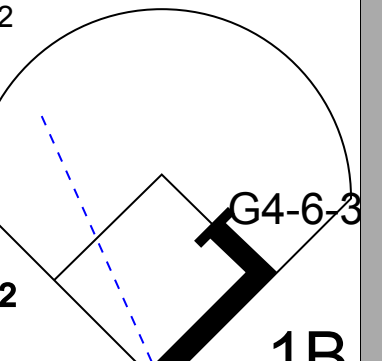
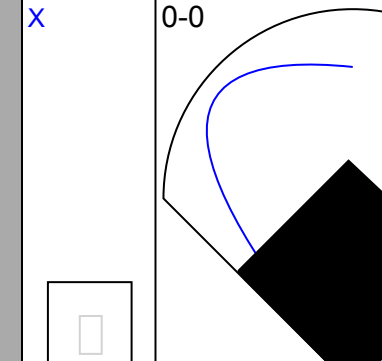
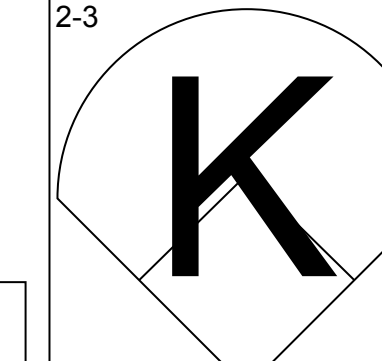
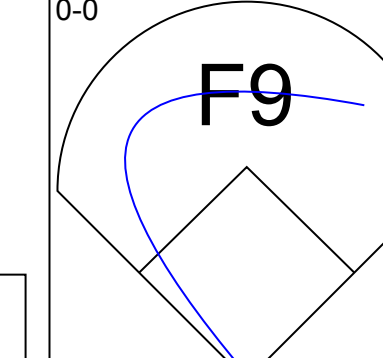
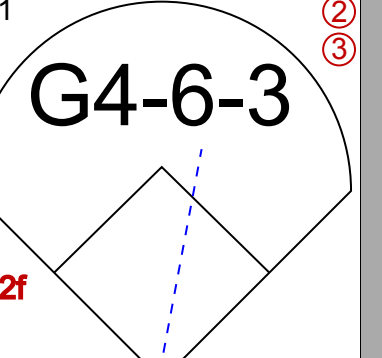
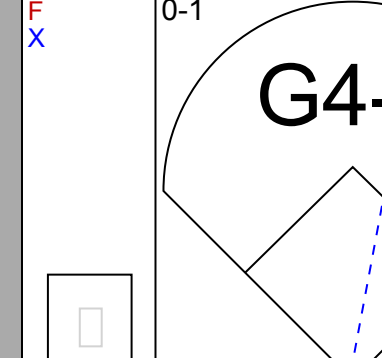

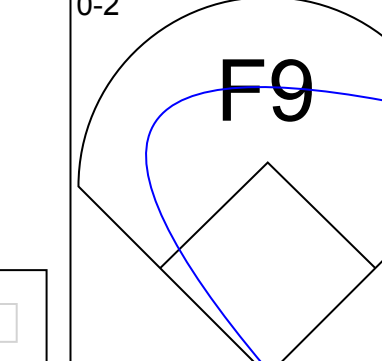
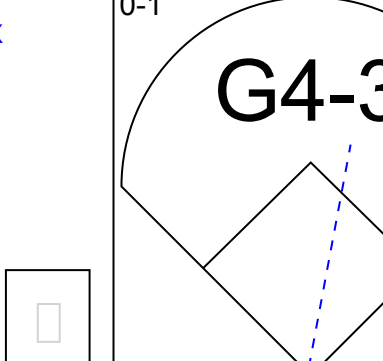
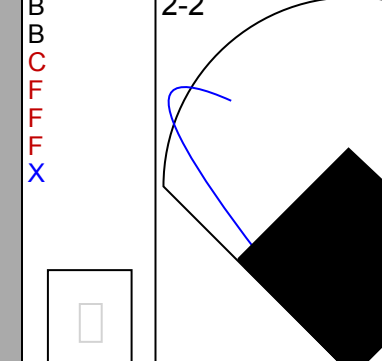

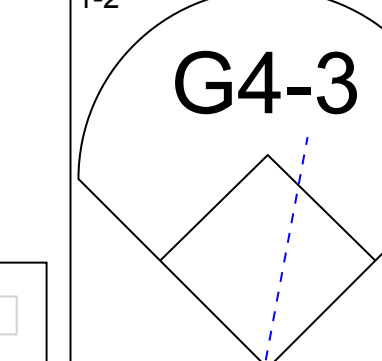
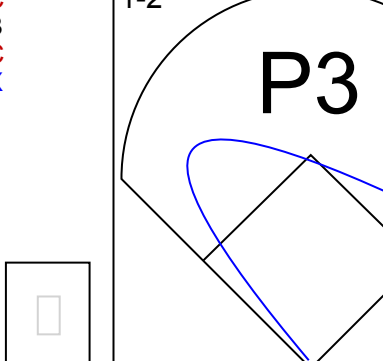
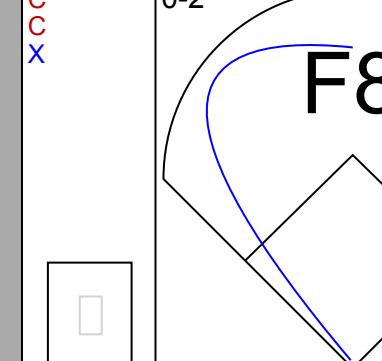

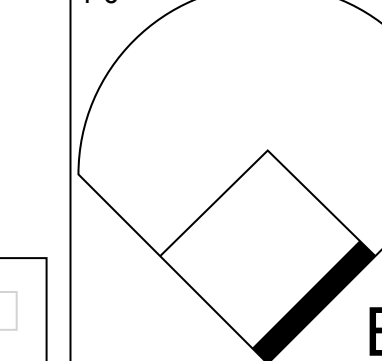
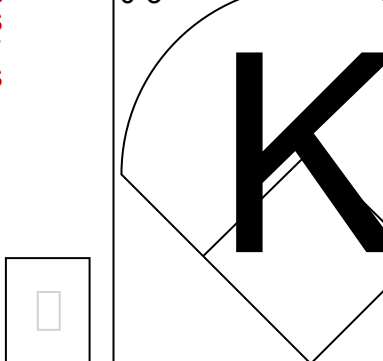
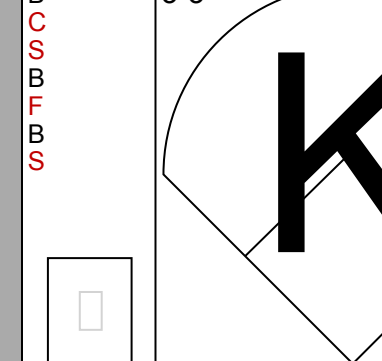


| Batter | 1 | 2 | 3 | 4 | 5 | 6 | 7 | 8 | 9 | AB | R | H | RBI | BB | SO | LOB | BOTTOM | | | | | | | | | | |
|---|------------------------------|----------------------------------|-------------------------------|----------------------------------|------------------------------|----------------------------------|------------------------------|---------------------------------|------------------------------|----------------------------------|------------------------------|----------------------------------|------------------------------|---------------------------------|-------------------------------|----------------------------------|-------------------------------|----------------------------------|----------------------------------|------------------------------------|----------------------------------|--------|--|--|--|--|--|
| Marlon Anderson, L (1, 7) OBP: 0.322, SLG: 0.354 | 0-3 K | 2-2 G6-3 | | | 1-0 S HBP 1B | | 1-1 G4-3 | | 3-2 G3-1 | | 5 | 0 | 1 | 0 | 0 | 1 | 3 | | | | | | | | | | |
| Antonio Perez, R (1, 4) OBP: 0.400, SLG: 0.434 | 1-0 G4-3 | | 0-1 P4 | | 1-0 S HBP | | 1-3 K | | | | 3 | 0 | 0 | 0 | 0 | 1 | 0 | | | | | | | | | | |
| Aubrey Huff, L (1, 9) OBP: 0.360, SLG: 0.533 | 1-1 1B | | 4-0 BB | | 1-3 K2-3 | | | 1-2 L9 | | 3 | 0 | 1 | 0 | 1 | 1 | 2 | | | | | | | | | | | |
| 5 Rocco Baldelli, R (1, 8) OBP: 0.332, SLG: 0.444 | 1-3 K | | 1-3 K | | 3-1 G5-3 | | | 4-1 FC4 BB | | 3 | 0 | 0 | 0 | 1 | 2 | 4 | | | | | | | | | | | |
| Travis Lee, L (1, 3) OBP: 0.341, SLG: 0.432 | | 4-1 G6-3 S BB | 2-1 F7 | | 2-1 F8 | | | 0-2 F7 | | 3 | 1 | 0 | 0 | 1 | 0 | 2 | | | | | | | | | | | |
| Damian Rolis, R (1, 5) OBP: 0.297, SLG: 0.356 | | 3-2 G6-3 | | 3-1 P3 | | 1-1 E 1B | | 0-1 FC4 | | 4 | 0 | 1 | 0 | 0 | 0 | 2 | | | | | | | | | | | |
| Al Martin, L (1, 10) OBP: 0.337, SLG: 0.380 | | 0-1 G4-3 | | 0-0 G4-3 | | SAFE SAFE SAFE SAFE | 3-1 G3 | | 4-2 13 DI BB | | 3 | 0 | 0 | 0 | 1 | 0 | 2 | | | | | | | | | | |
| Javier Valentin, S (1, 2) OBP: 0.274, SLG: 0.406 | | 4-0 E BB | | 0-0 G4-3 | | | 0-1 G3 | | 0-1 P6 | | 3 | 0 | 0 | 0 | 1 | 0 | 2 | | | | | | | | | | |
| Julio Lugo, R (1, 6) OBP: 0.314, SLG: 0.344 | | 3-2 E5 | | 1-3 K | | | 0-0 P3 | | 2-2 G6-3 | | 3 | 0 | 0 | 0 | 0 | 1 | 1 | | | | | | | | | | |
| 13 Carl Crawford, L (9, PH) OBP: 0.304, SLG: 0.346 | | | | | | | | 1-2 | | | 1 | 0 | 0 | 0 | 0 | 0 | 1 | | | | | | | | | | |
| Inning Stats | R: 0 E: 0 K: 2 S: 9 | H: 1 LOB: 1 BB: 0 P: 12 | R: 1 E: 1 K: 0 S: 13 | H: 0 LOB: 2 BB: 2 P: 29 | R: 0 E: 0 K: 1 S: 7 | H: 0 LOB: 0 BB: 1 P: 14 | R: 0 E: 0 K: 0 S: 4 | H: 0 LOB: 0 BB: 0 P: 7 | R: 0 E: 0 K: 2 S: 9 | H: 1 LOB: 2 BB: 0 P: 16 | R: 0 E: 1 K: 0 S: 8 | H: 1 LOB: 1 BB: 0 P: 14 | R: 0 E: 0 K: 1 S: 6 | H: 0 LOB: 0 BB: 0 P: 8 | R: 0 E: 0 K: 0 S: 11 | H: 0 LOB: 1 BB: 1 P: 16 | R: 0 E: 0 K: 0 S: 13 | H: 0 LOB: 1 BB: 1 P: 22 | 1B: 3 2B: 0 3B: 0 HR: 0 | SF: 0 SAC: 0 DP: 0 HBP: 1 | WP: 0 PB: 0 SB: 3 CS: 0 | PA: 37 | | | | | |
| PITCHER | IP | WLS | BF | H | R | ER | SO | BB | IBB | HBP | BLK | WP | HR | S | P | ERA | WHIP | | | | | | | | | | |
| Ramon Ortiz, R (1, 1) ERA: 4.05 | 7.0 | W | 29 | 3 | 1 | 0 | 6 | 3 | 0 | 1 | 0 | 0 | 0 | 56 | 100 | 0.00 | 0.857 | | | | | | | | | | |
| Brendan Donnelly, R (8, 1) ERA: 0.36 | 1.0 | H | 4 | 0 | 0 | 0 | 0 | 1 | 0 | 0 | 0 | 0 | 0 | 11 | 16 | 0.00 | 1.000 | | | | | | | | | | |
| Troy Percival, R (9, 1) ERA: 2.32 | 1.0 | S | 4 | 0 | 0 | 0 | 0 | 1 | 0 | 0 | 0 | 0 | 0 | 13 | 22 | 0.00 | 1.000 | | | | | | | | | | |

Anaheim Angels @ Tampa Bay Devil Rays
Tropicana Field, St. Petersburg, FL
Tue Jul 22 2003, 12:15 PM EDT
Att: 21,241 - Dome - 72 F

AB 31
R 1
H 3
RBI 0
BB 5
SO 6
LOB 19

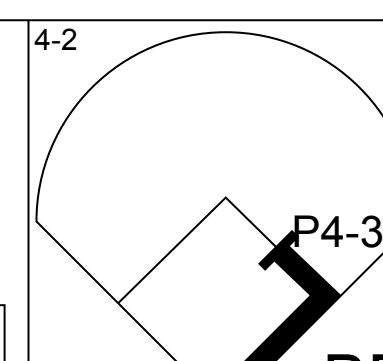
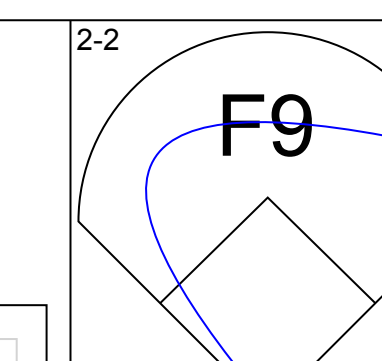
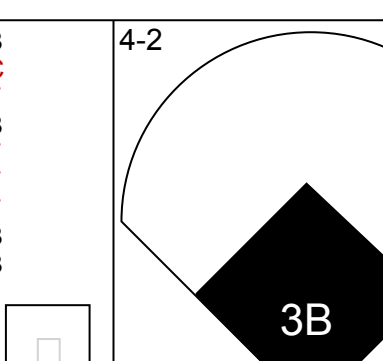
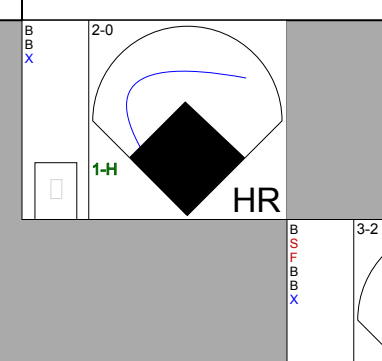

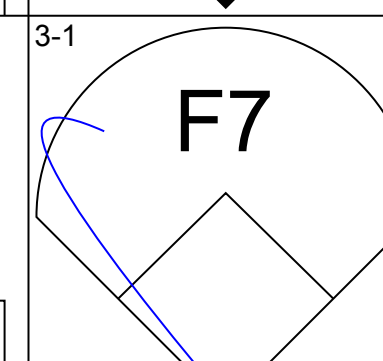
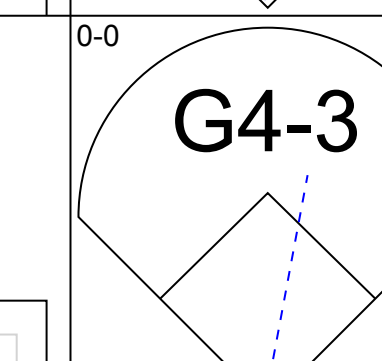
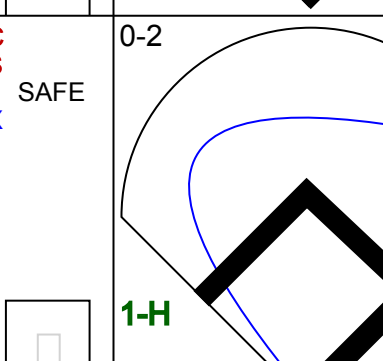
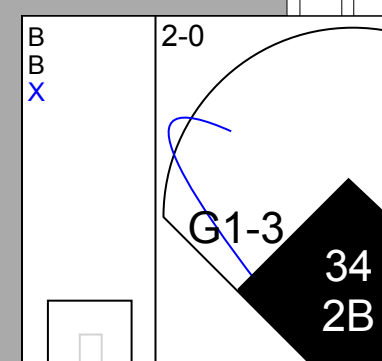
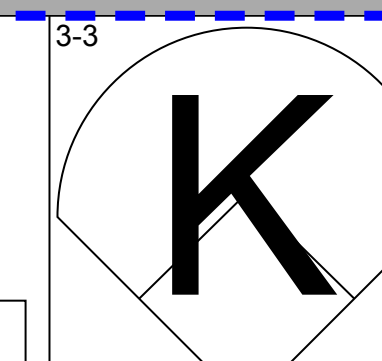
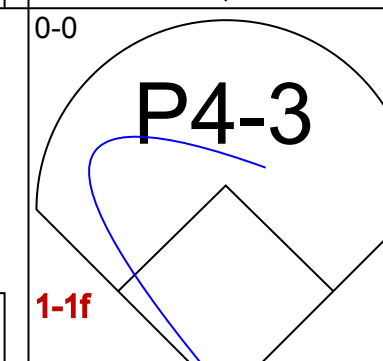

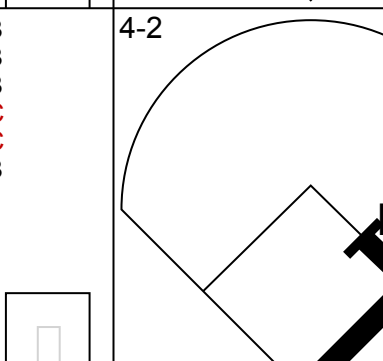
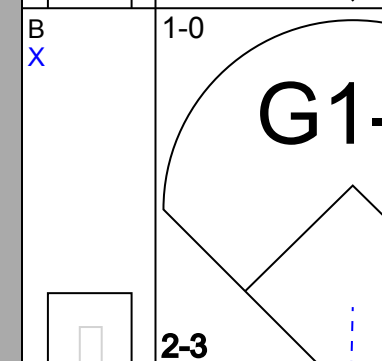
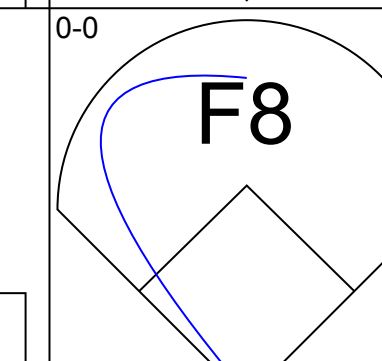

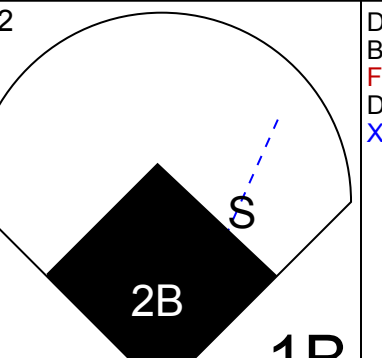
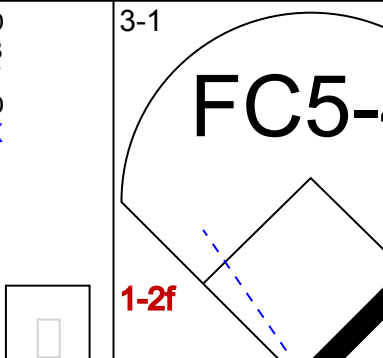
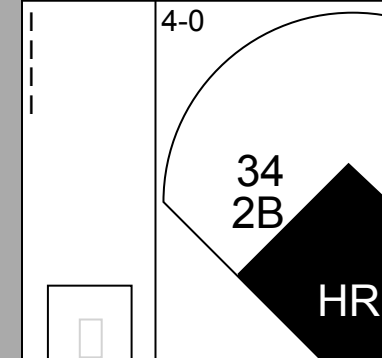
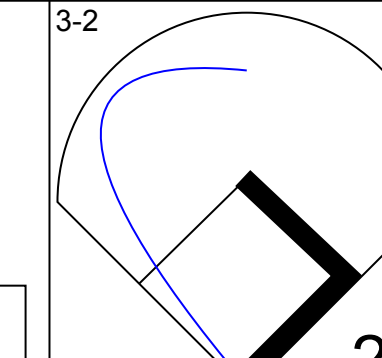
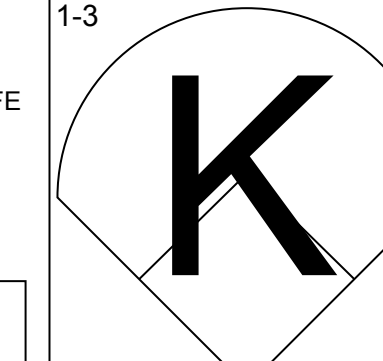
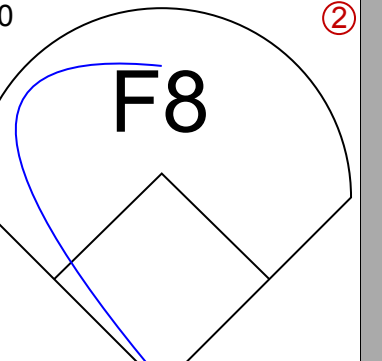

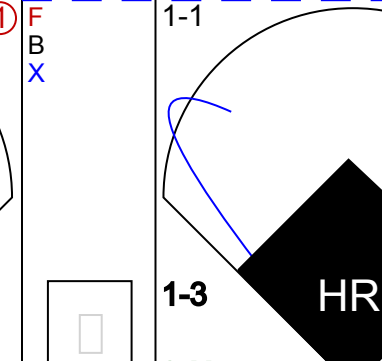
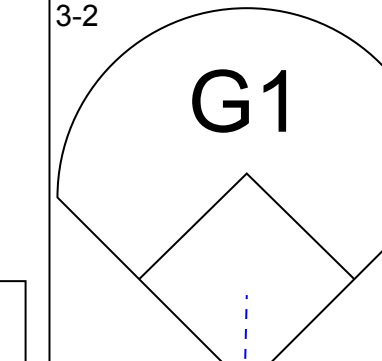
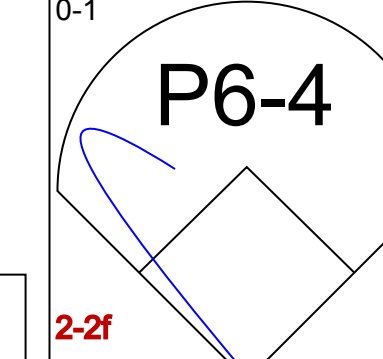
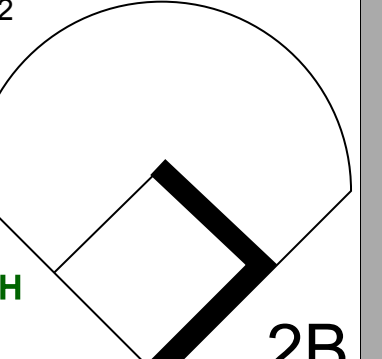
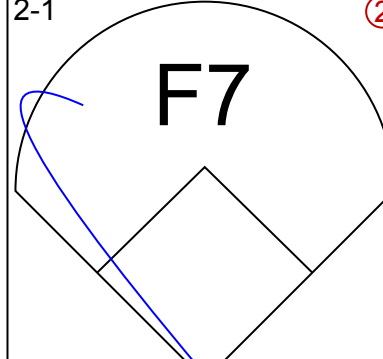
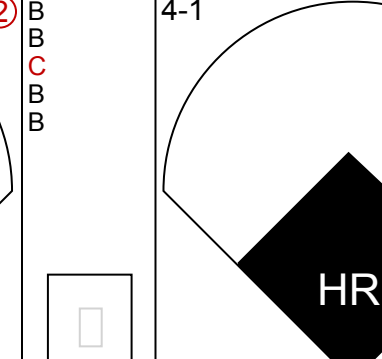


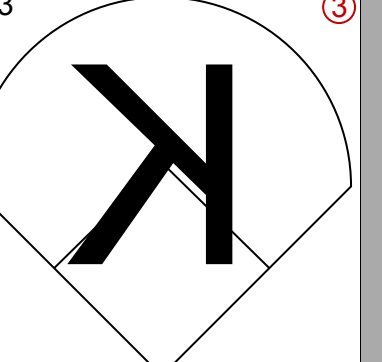
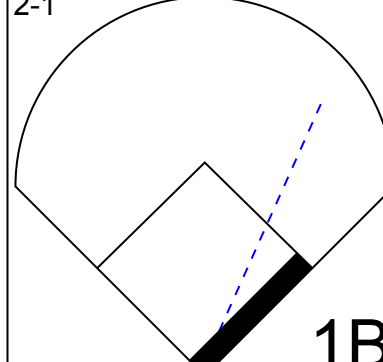
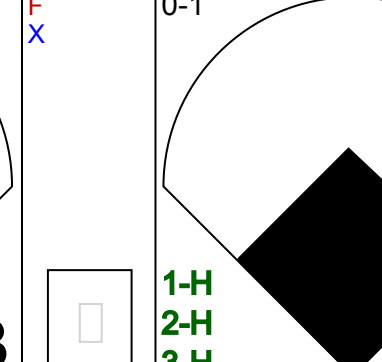
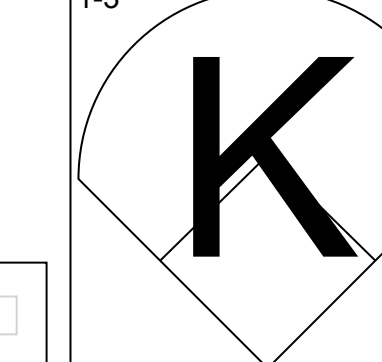

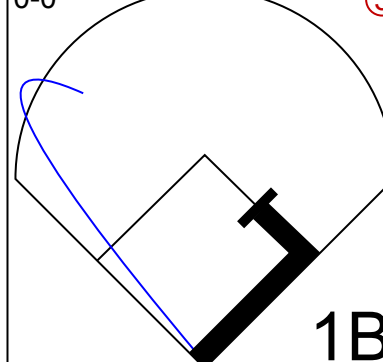
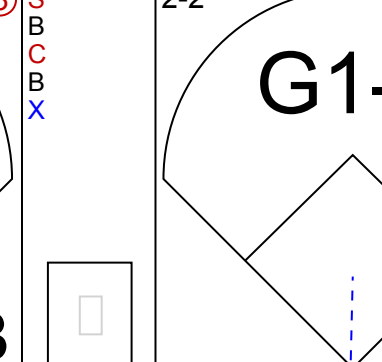
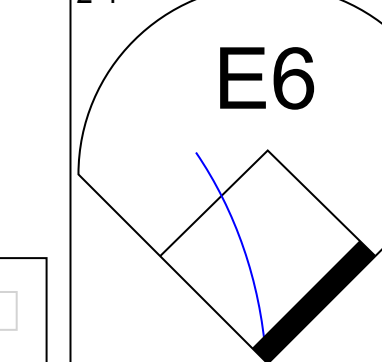
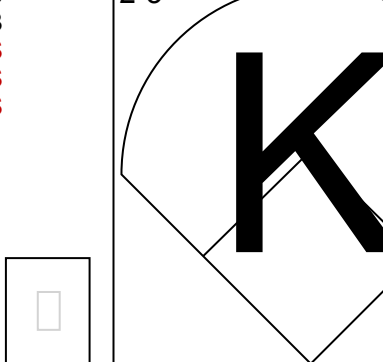
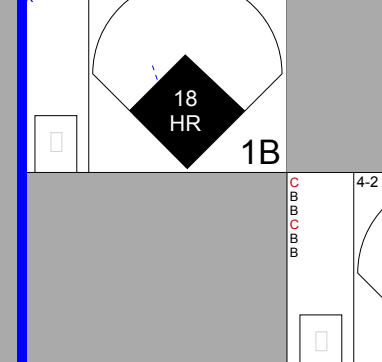
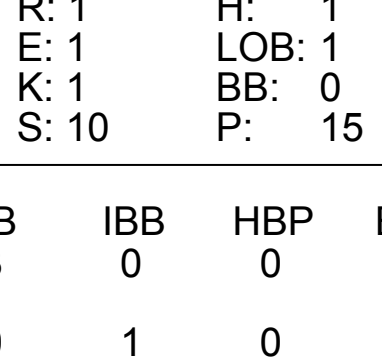
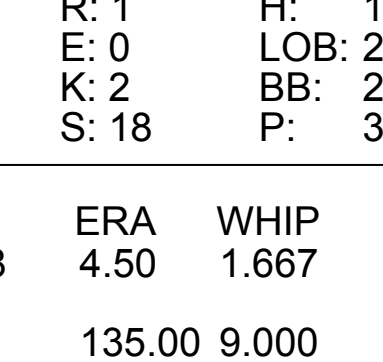
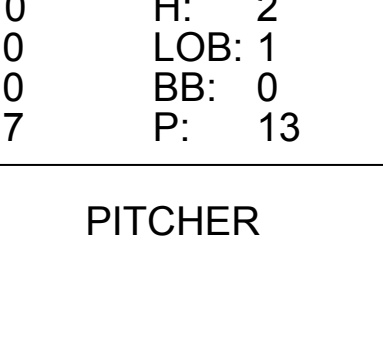
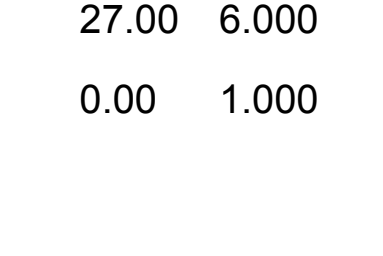




| Batter | 1 | 2 | 3 | 4 | 5 | 6 | 7 | 8 | 9 | AB | R | H | RBI | BB | SO | LOB | TOP | | | | | |
|---|---|---|---|---|--|---|---|--|---|----------------------------------|-------------------------------|----------------------------------|-------------------------------|----------------------------------|-------------------------------|----------------------------------|------------------------------|----------------------------------|----------------------------------|------------------------------------|----------------------------------|--------|
| 13 Carl Crawford, L OBP: 0.304, SLG: 0.348 |  | |  | | | | |  | | 4 | 1 | 1 | 0 | 0 | 1 | 1 | | | | | | |
| Antonio Perez, R OBP: 0.406, SLG: 0.436 |  | | |  | |  | |  | | 2 | 1 | 1 | 1 | 1 | 0 | 0 | | | | | | |
| Aubrey Huff, L OBP: 0.357, SLG: 0.527 |  | | |  | |  | |  | | 4 | 0 | 0 | 0 | 0 | 1 | 2 | | | | | | |
| 5 Rocco Baldelli, R OBP: 0.333, SLG: 0.443 | |  | |  | |  | |  | | 3 | 0 | 1 | 0 | 0 | 1 | 0 | | | | | | |
| Travis Lee, L OBP: 0.343, SLG: 0.442 |  | | |  | | |  |  | | 4 | 1 | 2 | 2 | 0 | 1 | 2 | | | | | | |
| Al Martin, L OBP: 0.330, SLG: 0.371 |  | | |  | | |  | |  | 4 | 0 | 0 | 0 | 0 | 1 | 2 | | | | | | |
| Toby Hall, R OBP: 0.312, SLG: 0.388 | | |  | |  | |  |  | | 4 | 1 | 1 | 1 | 0 | 0 | 0 | | | | | | |
| Marlon Anderson, L OBP: 0.318, SLG: 0.349 | | |  | |  | |  |  | | 4 | 0 | 0 | 0 | 0 | 0 | 0 | | | | | | |
| Julio Lugo, R OBP: 0.314, SLG: 0.341 | | |  | |  | |  | | | 2 | 0 | 0 | 0 | 1 | 2 | 0 | | | | | | |
| Inning Stats | R: 0 E: 0 K: 1 S: 9 | H: 0 LOB: 0 BB: 0 P: 12 | R: 0 E: 0 K: 1 S: 6 | H: 0 LOB: 0 BB: 0 P: 7 | R: 0 E: 0 K: 0 S: 9 | H: 0 LOB: 1 BB: 1 P: 14 | R: 1 E: 0 K: 1 S: 10 | H: 3 LOB: 1 BB: 0 P: 12 | R: 0 E: 0 K: 1 S: 9 | H: 0 LOB: 0 BB: 0 P: 10 | R: 1 E: 0 K: 0 S: 11 | H: 1 LOB: 0 BB: 0 P: 14 | R: 2 E: 0 K: 1 S: 15 | H: 2 LOB: 0 BB: 0 P: 20 | R: 0 E: 0 K: 1 S: 11 | H: 0 LOB: 2 BB: 1 P: 20 | R: 0 E: 0 K: 1 S: 9 | H: 0 LOB: 0 BB: 0 P: 14 | 1B: 3 2B: 1 3B: 0 HR: 2 | SF: 1 SAC: 0 DP: 1 HBP: 1 | WP: 0 PB: 0 SB: 1 CS: 0 | PA: 35 |
| PITCHER | IP | WLS | BF | H | R | ER | SO | BB | IBB | HBP | BLK | WP | HR | S | P | ERA | WHIP | | | | | |
| 49 Tim Wakefield, R ERA: 4.21 | 7.0 | W | 27 | 6 | 4 | 4 | 5 | 1 | 0 | 0 | 0 | 0 | 2 | 69 | 89 | 5.14 | 1.000 | | | | | |
| Scott Sauerbeck, L ERA: 3.95 | 1.0 | | 5 | 0 | 0 | 0 | 1 | 1 | 0 | 1 | 0 | 0 | 0 | 11 | 20 | 0.00 | 1.000 | | | | | |
| Byung-Hyun Kim, R ERA: 3.4 | 1.0 | | 3 | 0 | 0 | 0 | 1 | 0 | 0 | 0 | 0 | 0 | 0 | 9 | 14 | 0.00 | 0.000 | | | | | |

Tampa Bay Devil Rays @ Boston Red Sox
Fenway Park, Boston, MA
Wed Jul 23 2003, 7:05 PM EDT
Att: 33,446 - Cloudy - 81 F

AB 31
R 4
H 6
RBI 4
BB 2
SO 7
LOB 7



| Batter | 1 | 2 | 3 | 4 | 5 | 6 | 7 | 8 | 9 | AB | R | H | RBI | BB | SO | LOB | BOTTOM | | | | | |
|--|---|---|---|---|--|---|---|---|---|----------------------------------|------------------------------|----------------------------------|-------------------------------|----------------------------------|-------------------------------|----------------------------------|----------------------------------|------------------------------------|----------------------------------|--------|--|--|
| 18 Johnny Damon, L OBP: 0.333, SLG: 0.415 |  | |  | |  | |  | |  | 3 | 2 | 1 | 2 | 2 | 0 | 3 | | | | | | |
| Todd Walker, L OBP: 0.335, SLG: 0.424 |  | |  | |  | |  |  | | 4 | 0 | 2 | 1 | 0 | 0 | 2 | | | | | | |
| Damian Jackson, R OBP: 0.293, SLG: 0.282 |  | |  | |  | |  |  | | 1 | 1 | 0 | 0 | 0 | 1 | 0 | | | | | | |
| Nomar Garciaparra, R OBP: 0.362, SLG: 0.547 |  | | |  |  | |  |  | | 4 | 0 | 0 | 0 | 1 | 0 | 3 | | | | | | |
| Manny Ramirez, R OBP: 0.419, SLG: 0.585 | |  | |  |  | |  |  | | 4 | 2 | 3 | 0 | 1 | 0 | 2 | | | | | | |
| 34 David Ortiz, L OBP: 0.366, SLG: 0.529 |  | | |  | |  |  |  | | 5 | 1 | 1 | 1 | 0 | 1 | 3 | | | | | | |
| Bill Mueller, S OBP: 0.404, SLG: 0.570 |  | | |  | |  |  | | | 3 | 1 | 1 | 1 | 1 | 0 | 1 | | | | | | |
| Trot Nixon, L OBP: 0.405, SLG: 0.567 | | |  |  | |  |  | | | 4 | 2 | 3 | 5 | 0 | 1 | 1 | | | | | | |
| Jeremy Giambi, L OBP: 0.349, SLG: 0.364 | | |  | |  | |  | | | 4 | 0 | 1 | 0 | 0 | 2 | 2 | | | | | | |
| Doug Mirabeli, R OBP: 0.268, SLG: 0.390 | | |  | |  | |  | | | 3 | 0 | 1 | 0 | 0 | 1 | 0 | | | | | | |
| Gabe Kapler, R OBP: 0.325, SLG: 0.369 | | | | |  | |  | | | 0 | 1 | 0 | 0 | 1 | 0 | 0 | | | | | | |
| Jason Varitek, S OBP: 0.362, SLG: 0.575 | | | | | | |  | | | 0 | 0 | 0 | 0 | 0 | 0 | 0 | | | | | | |
| Inning Stats | R: 0 E: 0 K: 0 S: 8 | H: 0 LOB: 0 BB: 1 P: 15 | R: 0 E: 0 K: 1 S: 7 | H: 1 LOB: 0 BB: 0 P: 11 | R: 1 E: 1 K: 1 S: 10 | H: 1 LOB: 1 BB: 0 P: 15 | R: 1 E: 0 K: 1 S: 13 | H: 2 LOB: 1 BB: 0 P: 21 | R: 1 E: 0 K: 2 S: 18 | H: 1 LOB: 2 BB: 2 P: 33 | R: 0 E: 0 K: 0 S: 7 | H: 2 LOB: 1 BB: 0 P: 13 | R: 7 E: 0 K: 0 S: 18 | H: 5 LOB: 2 BB: 3 P: 41 | R: 0 E: 0 K: 1 S: 11 | H: 1 LOB: 1 BB: 0 P: 20 | 1B: 4 2B: 7 3B: 1 HR: 3 | SF: 0 SAC: 0 DP: 2 HBP: 0 | WP: 0 PB: 0 SB: 1 CS: 0 | PA: 41 | | |
| PITCHER | IP | WLS | BF | H | R | ER | SO | BB | IBB | HBP | BLK | WP | HR | S | P | ERA | WHIP | | | | | |
| Geremi Gonzalez, R ERA: 3.73 | 6.0 | | 26 | 7 | 3 | 3 | 5 | 3 | 0 | 0 | 0 | 0 | 1 | 63 | 108 | 4.50 | 1.667 | | | | | |
| Travis Harper, R ERA: 3.69 | 0.1 | L | 5 | 3 | 5 | 5 | 0 | 0 | 1 | 0 | 0 | 0 | 1 | 5 | 14 | 135.00 | 9.000 | | | | | |
| Al Levine, R ERA: 2.47 | 0.2 | | 6 | 2 | 2 | 2 | 0 | 2 | 0 | 0 | 0 | 0 | 1 | 13 | 27 | 27.00 | 6.000 | | | | | |
| Jesus Colome, R ERA: 4.67 | 1.0 | | 4 | 1 | 0 | 0 | 1 | 0 | 0 | 0 | 0 | 0 | 0 | 11 | 20 | 0.00 | 1.000 | | | | | |

Tampa Bay Devil Rays @ Boston Red Sox
Fenway Park, Boston, MA
Wed Jul 23 2003, 7:05 PM EDT
Att: 33,446 - Cloudy - 81 F

AB 35
R 10
H 13
RBI 10
BB 6
SO 6
LOB 17



| Batter | 1 | 2 | 3 | 4 | 5 | 6 | 7 | 8 | 9 | AB | R | H | RBI | BB | SO | LOB | TOP | | | | | | | | |
|--|------------------------------|----------------------------------|------------------------------|---------------------------------|-------------------------------|----------------------------------|------------------------------|----------------------------------|-------------------------------|----------------------------------|-------------------------------|----------------------------------|-------------------------------|----------------------------------|-------------------------------|----------------------------------|--|----------------------------------|-----------------------------------|------------------------------------|----------------------------------|--------|--|--|--|
| 13 Carl Crawford, L OBP: 0.307, SLG: 0.356 | G3-1 | | HR | | | | | 1B | K | 6 | 3 | 3 | 1 | 0 | 1 | 3 | Tampa Bay Devil Rays @ Boston Red Sox Fenway Park, Boston, MA Thu Jul 24 2003, 1:05 PM EDT Att: 33,521 - Cloudy - 77 F | | | | | | | | |
| Antonio Perez, R OBP: 0.414, SLG: 0.492 | K | | HR | | | | | 1B | G5-3 | 6 | 2 | 3 | 5 | 0 | 2 | 2 | | | | | | | | | |
| Aubrey Huff, L OBP: 0.357, SLG: 0.528 | G3 | | G1 | | | | | G6-3 | | 5 | 1 | 2 | 0 | 0 | 0 | 1 | | | | | | | | | |
| 5 Rocco Baldelli, R OBP: 0.334, SLG: 0.445 | | G4-3 | G5-3 | | | | | G6-3 | | 5 | 2 | 2 | 1 | 0 | 0 | 1 | | | | | | | | | |
| Travis Lee, L OBP: 0.344, SLG: 0.440 | P4 | | | | | | | | P6 | 4 | 1 | 1 | 0 | 1 | 0 | 2 | | | | | | | | | |
| Damian Rolls, R OBP: 0.306, SLG: 0.387 | P8 | | | | | | | | | 5 | 2 | 3 | 5 | 0 | 0 | 0 | | | | | | | | | |
| Marlon Anderson, L OBP: 0.319, SLG: 0.360 | | | G3 | G4-3 | | | | F8 | | 5 | 2 | 2 | 1 | 0 | 0 | 1 | | | | | | | | | |
| Toby Hall, R OBP: 0.314, SLG: 0.388 | | | 1B | G5-3 | | | | K | | 5 | 1 | 2 | 1 | 0 | 1 | 2 | | | | | | | | | |
| Julio Lugo, R OBP: 0.319, SLG: 0.346 | | | 1B | | | | | K | | 5 | 1 | 3 | 1 | 0 | 1 | 0 | | | | | | | | | |
| Inning Stats | R: 0 E: 0 K: 1 S: 8 | H: 0 LOB: 0 BB: 0 P: 12 | R: 0 E: 0 K: 0 S: 6 | H: 0 LOB: 0 BB: 0 P: 7 | R: 4 E: 0 K: 0 S: 13 | H: 4 LOB: 0 BB: 0 P: 18 | R: 0 E: 0 K: 0 S: 9 | H: 2 LOB: 1 BB: 0 P: 14 | R: 7 E: 0 K: 0 S: 23 | H: 7 LOB: 1 BB: 1 P: 32 | R: 0 E: 0 K: 1 S: 11 | H: 1 LOB: 0 BB: 0 P: 18 | R: 0 E: 0 K: 1 S: 10 | H: 0 LOB: 0 BB: 0 P: 17 | R: 1 E: 0 K: 1 S: 10 | H: 2 LOB: 0 BB: 0 P: 18 | R: 3 E: 0 K: 1 S: 13 | H: 5 LOB: 2 BB: 0 P: 20 | 1B: 12 2B: 6 3B: 1 HR: 2 | SF: 0 SAC: 0 DP: 0 HBP: 0 | WP: 0 PB: 0 SB: 1 CS: 1 | PA: 47 | | | |
| PITCHER | IP | WLS | BF | H | R | ER | SO | BB | IBB | HBP | BLK | WP | HR | S | P | ERA | WHIP | | | | | | | | |
| Ramiro Mendoza, R ERA: 6.33 | 4.1 | L | 21 | 9 | 7 | 7 | 1 | 0 | 0 | 0 | 0 | 0 | 1 | 44 | 61 | 14.54 | 2.077 | | | | | | | | |
| Chad Fox, R ERA: 4.41 | 1.2 | | 11 | 5 | 4 | 4 | 1 | 1 | 0 | 0 | 0 | 0 | 1 | 26 | 40 | 21.60 | 3.600 | | | | | | | | |
| Todd Jones, R ERA: 7.25 | 1.1 | | 6 | 2 | 1 | 1 | 2 | 0 | 0 | 0 | 0 | 0 | 0 | 19 | 32 | 6.75 | 1.500 | | | | | | | | |
| 50 Mike Timlin, R ERA: 3.54 | 1.2 | | 9 | 5 | 3 | 3 | 1 | 0 | 0 | 0 | 0 | 0 | 0 | 14 | 23 | 16.20 | 3.000 | | | | | | | | |

| Batter | 1 | 2 | 3 | 4 | 5 | 6 | 7 | 8 | 9 | AB | R | H | RBI | BB | SO | LOB | BOTTOM | | | | | | | | |
|---|-------------------------------|----------------------------------|------------------------------|----------------------------------|------------------------------|---------------------------------|------------------------------|----------------------------------|------------------------------|----------------------------------|-------------------------------|----------------------------------|-------------------------------|----------------------------------|------------------------------|----------------------------------|--|----------------------------------|----------------------------------|------------------------------------|----------------------------------|--------|--|--|--|
| 18 Johnny Damon, L OBP: 0.331, SLG: 0.415 | F7 | | G4-3 | | | | | | F8 | 5 | 1 | 1 | 0 | 0 | 0 | 1 | Tampa Bay Devil Rays @ Boston Red Sox Fenway Park, Boston, MA Thu Jul 24 2003, 1:05 PM EDT Att: 33,521 - Cloudy - 77 F | | | | | | | | |
| Todd Walker, L OBP: 0.336, SLG: 0.431 | P5 | | P6 | | | | | | G3 | 5 | 2 | 2 | 3 | 0 | 0 | 1 | | | | | | | | | |
| Nomar Garciaparra, R OBP: 0.363, SLG: 0.552 | HR | | | | | | | | | 3 | 2 | 1 | 2 | 0 | 0 | 0 | | | | | | | | | |
| Manny Ramirez, R OBP: 0.420, SLG: 0.591 | HR | | | | | | | | | 3 | 1 | 1 | 2 | 1 | 0 | 0 | | | | | | | | | |
| 34 David Ortiz, L OBP: 0.364, SLG: 0.524 | K | | | | | | | | | 4 | 0 | 1 | 0 | 0 | 2 | 1 | | | | | | | | | |
| Kevin Millar, R OBP: 0.361, SLG: 0.527 | | | | | | | | | | 4 | 0 | 0 | 0 | 0 | 2 | 1 | | | | | | | | | |
| Trot Nixon, L OBP: 0.406, SLG: 0.576 | F8 | | | | | | | | | 4 | 2 | 2 | 1 | 0 | 0 | 0 | | | | | | | | | |
| Bill Mueller, S OBP: 0.405, SLG: 0.571 | K | | | | | | | | | 3 | 1 | 1 | 0 | 1 | 1 | 0 | | | | | | | | | |
| Jason Varitek, S OBP: 0.357, SLG: 0.569 | | | G4-3 | | | | | | | 3 | 0 | 0 | 1 | 0 | 0 | 1 | | | | | | | | | |
| Inning Stats | R: 2 E: 0 K: 1 S: 10 | H: 1 LOB: 0 BB: 0 P: 18 | R: 0 E: 0 K: 2 S: 8 | H: 0 LOB: 0 BB: 0 P: 10 | R: 0 E: 0 K: 0 S: 5 | H: 0 LOB: 0 BB: 0 P: 9 | R: 0 E: 0 K: 1 S: 6 | H: 0 LOB: 1 BB: 1 P: 11 | R: 1 E: 0 K: 0 S: 7 | H: 1 LOB: 0 BB: 0 P: 14 | R: 2 E: 0 K: 0 S: 13 | H: 3 LOB: 0 BB: 0 P: 18 | R: 3 E: 0 K: 0 S: 10 | H: 2 LOB: 0 BB: 1 P: 19 | R: 0 E: 0 K: 1 S: 9 | H: 0 LOB: 0 BB: 0 P: 15 | R: 1 E: 0 K: 0 S: 16 | H: 2 LOB: 1 BB: 0 P: 24 | 1B: 3 2B: 2 3B: 0 HR: 4 | SF: 1 SAC: 0 DP: 0 HBP: 1 | WP: 0 PB: 0 SB: 0 CS: 0 | PA: 38 | | | |
| PITCHER | IP | WLS | BF | H | R | ER | SO | BB | IBB | HBP | BLK | WP | HR | S | P | ERA | WHIP | | | | | | | | |
| Victor Zambrano, R ERA: 4.41 | 6.2 | W | 29 | 7 | 8 | 8 | 4 | 2 | 0 | 1 | 0 | 0 | 4 | 58 | 98 | 10.80 | 1.350 | | | | | | | | |
| Jesus Colome, R ERA: 4.55 | 1.1 | H | 4 | 0 | 0 | 0 | 1 | 0 | 0 | 0 | 0 | 0 | 0 | 10 | 16 | 0.00 | 0.000 | | | | | | | | |
| Lance Carter, R ERA: 4.2 | 1.0 | | 5 | 2 | 1 | 1 | 0 | 0 | 0 | 0 | 0 | 0 | 0 | 16 | 24 | 9.00 | 2.000 | | | | | | | | |



| Batter | 1 | 2 | 3 | 4 | 5 | 6 | 7 | 8 | 9 | AB | R | H | RBI | BB | SO | LOB | TOP | | | | | |
|--|------------------------------|----------------------------------|-------------------------------|----------------------------------|-------------------------------|----------------------------------|------------------------------|----------------------------------|-------------------------------|----------------------------------|-------------------------------|----------------------------------|-------------------------------|----------------------------------|-------------------------------|----------------------------------|-------------------------------|----------------------------------|----------------------------------|------------------------------------|-------------------------|--------|
| 13 Carl Crawford, L OBP: 0.305, SLG: 0.354 | 2-1 G1-3 | | 3-2 G6-3 1B | | 0-3 SAFE K2-3 | | 0-3 SAFE K | | 1-3 K | 5 | 0 | 1 | 0 | 0 | 3 | 1 | | | | | | |
| Antonio Perez, R OBP: 0.495, SLG: 0.469 | 2-2 G6-3 | | 2-2 G6-3 | | | 2-2 G6-3 | 4-2 BB | | | 3 | 0 | 0 | 0 | 1 | 0 | 2 | | | | | | |
| Aubrey Huff, L OBP: 0.356, SLG: 0.524 | 2-3 K | | | 1-0 P6 | | 4-2 1B BB | 1-2 P5 | | | 3 | 0 | 0 | 0 | 1 | 1 | 1 | | | | | | |
| 5 Rocco Baldelli, R OBP: 0.333, SLG: 0.443 | | 0-0 G5-3 1B | | 3-2 G5-3 | | 0-2 P3 | | 2-3 K | | 4 | 0 | 1 | 0 | 0 | 1 | 1 | | | | | | |
| Travis Lee, L OBP: 0.348, SLG: 0.442 | 1-2 F7 | | | 0-2 1B | | 2-1 1B | | 4-2 BB | | 3 | 0 | 2 | 0 | 1 | 0 | 1 | | | | | | |
| Damian Rolls, R OBP: 0.299, SLG: 0.378 | 1 SAFE G5-3 | | | 0-0 G3 | | 3-2 P4 | | 1-1 P3 | | 4 | 0 | 0 | 0 | 0 | 0 | 5 | | | | | | |
| Marton Anderson, L OBP: 0.322, SLG: 0.362 | 2-2 F8 | | | | 0-2 FC4-6 1B | | 1-2 HR 1B | 3-1 P4 | | 4 | 1 | 2 | 0 | 0 | 0 | 2 | | | | | | |
| Toby Hall, R OBP: 0.313, SLG: 0.397 | | | 1-1 G5-3 | | 1-1 SAFE P5 | | 1-2 HR | 0-1 F9 | | 4 | 1 | 1 | 2 | 0 | 0 | 1 | | | | | | |
| Julio Lugo, R OBP: 0.319, SLG: 0.346 | | | 1-2 1B | | 0-1 SAFE FC4-6 | | 2-2 G5-3 | 3-3 K | | 3 | 0 | 1 | 0 | 0 | 0 | 1 | | | | | | |
| Al Martin, L OBP: 0.328, SLG: 0.369 | | | 13 1B | | 1-2 SAFE 1B | | | | | 1 | 0 | 0 | 0 | 0 | 1 | 0 | | | | | | |
| Inning Stats | R: 0 E: 0 K: 1 S: 8 | H: 0 LOB: 0 BB: 0 P: 14 | R: 0 E: 0 K: 0 S: 15 | H: 1 LOB: 1 BB: 0 P: 18 | R: 0 E: 0 K: 0 S: 12 | H: 2 LOB: 1 BB: 0 P: 19 | R: 0 E: 0 K: 0 S: 9 | H: 1 LOB: 1 BB: 0 P: 13 | R: 0 E: 0 K: 1 S: 12 | H: 1 LOB: 2 BB: 0 P: 12 | R: 0 E: 0 K: 0 S: 17 | H: 1 LOB: 2 BB: 1 P: 28 | R: 2 E: 0 K: 1 S: 18 | H: 2 LOB: 1 BB: 1 P: 27 | R: 0 E: 0 K: 1 S: 10 | H: 0 LOB: 1 BB: 1 P: 20 | R: 0 E: 0 K: 2 S: 11 | H: 0 LOB: 0 BB: 0 P: 15 | 1B: 7 2B: 0 3B: 0 HR: 1 | SF: 0 SAC: 0 DP: 1 HBP: 0 | WP: 0 PB: 0 CS: 0 | PA: 37 |
| PITCHER | IP | WLS | BF | H | R | ER | SO | BB | IBB | HBP | BLK | WP | HR | S | P | ERA | WHIP | | | | | |
| Esteban Loaiza, R ERA: 2.19 | (1, 1) | 6.1 | W | 27 | 8 | 2 | 2 | 2 | 1 | 0 | 0 | 0 | 0 | 1 | 82 | 117 | 2.84 | 1.421 | | | | |
| Kelly Wunsch, L ERA: 1.1 | (7, 1) | 0.2 | | 3 | 0 | 0 | 0 | 1 | 1 | 0 | 0 | 0 | 0 | 0 | 9 | 14 | 0.00 | 1.500 | | | | |
| Gary Glover, R ERA: 4.72 | (8, 1) | 2.0 | | 7 | 0 | 0 | 0 | 3 | 1 | 0 | 0 | 0 | 0 | 0 | 21 | 35 | 0.00 | 0.500 | | | | |

Tampa Bay Devil Rays @ Chicago White Sox
U.S. Cellular Field, Chicago, IL
Fri Jul 25, 2003, 8:05 PM EDT
Att: 22,617 - Sunny - 81°F

| | |
|-----|----|
| AB | 34 |
| R | 2 |
| H | 8 |
| RBI | 2 |
| BB | 3 |
| SO | 6 |
| LOB | 15 |



| Batter | 1 | 2 | 3 | 4 | 5 | 6 | 7 | 8 | 9 | AB | R | H | RBI | BB | SO | LOB | BOTTOM | | | | | |
|---|-------------------------------|----------------------------------|------------------------------|---------------------------------|------------------------------|----------------------------------|------------------------------|---------------------------------|-------------------------------|----------------------------------|------------------------------|----------------------------------|------------------------------|----------------------------------|------------------------------|----------------------------------|----------------------------------|------------------------------------|-------------------------|--------|--|--|
| Roberto Alomar, S OBP: 0.350, SLG: 0.355 | 2-1 E 2B 1B | | 1-1 F7 | | 4-1 SAFE HR BB | | 4-1 S BB | | | 2 | 2 | 1 | 0 | 2 | 0 | 0 | | | | | | |
| Carlos Lee, R OBP: 0.313, SLG: 0.463 | 1-2 E5 2B | | 2-2 P2 | | 1-2 1H HR | | 3-3 K | | | 4 | 2 | 1 | 2 | 0 | 1 | 2 | | | | | | |
| Aaron Rowand, R OBP: 0.296, SLG: 0.379 | 1-2 2B | | | | 1-2 1H HR | | 1-2 K | | | 0 | 0 | 0 | 0 | 0 | 0 | 0 | | | | | | |
| Frank Thomas, R OBP: 0.405, SLG: 0.559 | 1-0 F7 | | 0-3 K | | 0-1 HR | | 4-0 BB | | | 3 | 1 | 1 | 1 | 1 | 1 | 2 | | | | | | |
| Magglio Ordonez, R OBP: 0.380, SLG: 0.558 | 3-2 1B 2B | | | 2-2 F8 | 1-0 2B 1B | | 0-0 L7 | | | 4 | 1 | 2 | 2 | 0 | 0 | 2 | | | | | | |
| Carl Everett, S OBP: 0.355, SLG: 0.510 | 2-1 F8 | | | 0-0 F8 | 2-1 2B | | 1-1 G3 | | | 4 | 0 | 2 | 1 | 0 | 0 | 2 | | | | | | |
| Willie Harris, L OBP: 0.228, SLG: 0.220 | 14 G6-4-3 1B | | | | 1-3 2B | | | | | 0 | 0 | 0 | 0 | 0 | 0 | 0 | | | | | | |
| 14 Paul Konerko, R OBP: 0.275, SLG: 0.322 | 2-2 G6-4-3 | | | 1-1 F7 | 2-3 K | | | 1-0 G5-3 | | 4 | 0 | 0 | 0 | 0 | 1 | 3 | | | | | | |
| Jose Valentin, S OBP: 0.320, SLG: 0.439 | | | 0-3 K | | 1-1 G4-3 1B 2B | | 3-1 P6 | | 3-1 L9 | 4 | 1 | 1 | 0 | 0 | 1 | 0 | | | | | | |
| 24 Joe Crede, R OBP: 0.283, SLG: 0.365 | | 0-0 F9 | | | 0-0 G4-3 | | 0-0 L9 | | 1-1 G5-3 | 4 | 0 | 0 | 0 | 0 | 0 | 1 | | | | | | |
| Miguel Olivo, R OBP: 0.273, SLG: 0.357 | | | 1-1 F9 | | 2-1 CS 1B | | 2-2 G5-3 | | | 3 | 0 | 1 | 1 | 0 | 0 | 0 | | | | | | |
| Inning Stats | R: 3 E: 1 K: 0 S: 15 | H: 3 LOB: 0 BB: 0 P: 26 | R: 0 E: 0 K: 1 S: 7 | H: 0 LOB: 0 BB: 0 P: 8 | R: 0 E: 0 K: 1 S: 8 | H: 0 LOB: 0 BB: 0 P: 11 | R: 0 E: 0 K: 0 S: 6 | H: 0 LOB: 0 BB: 0 P: 9 | R: 4 E: 0 K: 1 S: 21 | H: 6 LOB: 2 BB: 1 P: 33 | R: 0 E: 0 K: 0 S: 6 | H: 0 LOB: 0 BB: 0 P: 11 | R: 0 E: 0 K: 1 S: 7 | H: 0 LOB: 2 BB: 2 P: 19 | R: 0 E: 0 K: 0 S: 5 | H: 0 LOB: 0 BB: 0 P: 10 | 1B: 4 2B: 3 3B: 0 HR: 2 | SF: 0 SAC: 0 DP: 1 HBP: 0 | WP: 0 PB: 0 CS: 1 | PA: 35 | | |
| PITCHER | IP | WLS | BF | H | R | ER | SO | BB | IBB | HBP | BLK | WP | HR | S | P | ERA | WHIP | | | | | |
| Jorge Sosa, R ERA: 4.84 | (1, 1) | 4.2 | L | 21 | 7 | 7 | 6 | 2 | 1 | 0 | 0 | 0 | 0 | 2 | 50 | 75 | 11.57 | 1.714 | | | | |
| Jason Standridge, R ERA: 6.37 | (5, 1) | 3.1 | | 14 | 2 | 0 | 0 | 2 | 2 | 0 | 0 | 0 | 0 | 0 | 25 | 52 | 0.00 | 1.200 | | | | |

Tampa Bay Devil Rays @ Chicago White Sox
U.S. Cellular Field, Chicago, IL
Fri Jul 25, 2003, 8:05 PM EDT
Att: 22,617 - Sunny - 81°F

| | |
|-----|----|
| AB | 32 |
| R | 7 |
| H | 9 |
| RBI | 7 |
| BB | 3 |
| SO | 4 |
| LOB | 12 |



| Batter | 1 | 2 | 3 | 4 | 5 | 6 | 7 | 8 | 9 | AB R H RBI BB SO LOB | TOP | | | | | | | | | | | | | | | | | | |
|--|---|----------------------------------|-------------------------------|----------------------------------|-------------------------------|----------------------------------|------------------------------|----------------------------------|--------------------------------|----------------------------------|--|---|----------------------------------|------------------------------|---------------------------------|------------------------------|---------------------------------|-------------------------------|----------------------------------|----------------------------------|------------------------------------|-------------------------|--------|--|--|--|--|--|--|
| 13 Carl Crawford, L (1, 7) OBP: 0.312, SLG: 0.361 | 1-1 SH1-3 5 SF9 1B | 2-2 F7 | | | 0-1 G6-3 1B | 4-0 5 2B 1B | | 1-0 FC6-5 2B | | 4 3 3 0 1 0 0 | Tampa Bay Devil Rays @ Chicago White Sox U.S. Cellular Field, Chicago, IL Sat Jul 26 2003, 7:05 PM EDT Att: 29,633 - Cloudy - 82 F | | | | | | | | | | | | | | | | | | |
| Antonio Perez, R (1, 4) OBP: 0.385, SLG: 0.441 | 1-0 SH1-3 | | 2-2 G3 | | 3-2 G6-3 1B | 0-1 P4 | | 1-1 FC6-5 5 G5-4-3 2-3 | 4 0 0 0 0 0 5 | | | | | | | | | | | | | | | | | | | | |
| 5 Rocco Baldelli, R (1, 8) OBP: 0.334, SLG: 0.454 | 3-2 SF9 2H | | 3-2 HR | | 1-1 G5-3 | 2-1 2B | | 1-1 G5-4-3 1-2 | 4 2 2 4 0 0 2 | | | | | | | | | | | | | | | | | | | | |
| Aubrey Huff, L (1, 9) OBP: 0.361, SLG: 0.531 | 2-1 1B | | 1-0 G1-3 | | 4-0 1B 1B | 2-1 2B | | 0-2 BB SF7 2B | 4 1 3 2 1 0 0 | | | | | | | | | | | | | | | | | | | | |
| Toby Hall, R (1, 2) OBP: 0.314, SLG: 0.395 | 0-2 G5-3 | | 0-2 P4 | | 0-1 1B | 0-0 G6-3 | | 4-2 BB BB | 4 0 1 1 1 0 2 | | | | | | | | | | | | | | | | | | | | |
| Travis Lee, L (1, 3) OBP: 0.354, SLG: 0.452 | | 0-0 HR 2B | | 0-0 2B | 0-1 G4-3 | | 0-0 FC6-4 1B | 4-0 1-2 2-3 BB | 4 1 3 0 1 0 2 | | | | | | | | | | | | | | | | | | | | |
| Matt Diaz, R (1, 10) Al Martin, L (9, PH) OBP: 0.200, SLG: 0.111 OBP: 0.326, SLG: 0.369 | 1-3 K | | 1-2 G5-3 | | 1-2 2B 5 2B 1B | | 0-0 F9 | 0-1 SF7 | 4 1 1 0 0 1 3 0 0 0 1 0 0 0 | | | | | | | | | | | | | | | | | | | | |
| Damian Rolls, R (1, 5) OBP: 0.296, SLG: 0.379 | 1-1 G5-3 | | 0-0 G1-3 | | 1-1 5 2B 2B | | 1-1 FC6-4 1-2 | 1-3 K | 5 1 1 0 0 1 5 | | | | | | | | | | | | | | | | | | | | |
| Julio Lugo, R (1, 6) OBP: 0.317, SLG: 0.354 | 0-2 HR | | 2-1 F8 | | 1-2 L6 | | 0-0 G5-3 | 3-2 F9 | 5 1 1 2 0 0 6 | | | | | | | | | | | | | | | | | | | | |
| Inning Stats | R: 1 E: 0 K: 0 S: 11 | H: 2 LOB: 1 BB: 0 P: 18 | R: 2 E: 0 K: 1 S: 14 | H: 2 LOB: 0 BB: 0 P: 18 | R: 1 E: 0 K: 0 S: 11 | H: 1 LOB: 0 BB: 0 P: 17 | R: 0 E: 0 K: 0 S: 8 | H: 1 LOB: 1 BB: 0 P: 11 | R: 1 E: 0 K: 0 S: 11 | H: 2 LOB: 2 BB: 1 P: 19 | | R: 0 E: 0 K: 0 S: 15 | H: 4 LOB: 1 BB: 1 P: 26 | R: 0 E: 0 K: 0 S: 5 | H: 1 LOB: 1 BB: 0 P: 5 | R: 0 E: 0 K: 0 S: 5 | H: 1 LOB: 0 BB: 0 P: 8 | R: 1 E: 0 K: 1 S: 14 | H: 1 LOB: 2 BB: 2 P: 26 | 1B: 6 2B: 7 3B: 0 HR: 2 | SF: 2 SAC: 1 DP: 1 HBP: 0 | WP: 0 PB: 0 CS: 0 | PA: 45 | | | | | | |
| PITCHER | IP WLS BF H R ER SO BB IBB HBP BLK WP HR S P ERA WHIP | | | | | | | | | | | IP WLS BF H R ER SO BB IBB HBP BLK WP HR S P ERA WHIP | | | | | | | | | | | | | | | | | |
| Mike Porzio, L (1, 1) ERA: 6.43 | 3.1 | 16 | 6 | 4 | 4 | 1 | 0 | 0 | 0 | 0 | 0 | 0 | 0 | 0 | 2 | 41 | 59 | 10.80 | 1.800 | | | | | | | | | | |
| Rick White, R (4, 1) ERA: 8.13 | 2.1 | L 15 | 6 | 5 | 5 | 0 | 0 | 2 | 0 | 0 | 0 | 0 | 0 | 0 | 28 | 49 | 19.29 | 2.571 | | | | | | | | | | | |
| Gary Glover, R (6, 1) ERA: 4.54 | 1.1 | 5 | 1 | 0 | 0 | 0 | 0 | 0 | 0 | 0 | 0 | 0 | 0 | 6 | 6 | 0.00 | 0.750 | | | | | | | | | | | | |
| Billy Koch, R (8, 1) ERA: 5.52 | 2.0 | 9 | 2 | 1 | 1 | 1 | 2 | 0 | 0 | 0 | 0 | 0 | 0 | 19 | 34 | 4.50 | 2.000 | | | | | | | | | | | | |


| Batter | 1 | 2 | 3 | 4 | 5 | 6 | 7 | 8 | 9 | AB R H RBI BB SO LOB | BOTTOM | | | | | | | | | | | | | | | |
|---|---|----------------------------------|------------------------------|----------------------------------|------------------------------|----------------------------------|------------------------------|----------------------------------|--------------------------------|----------------------------------|--|---|----------------------------------|------------------------------|----------------------------------|-------------------------------|----------------------------------|------------------------------|----------------------------------|----------------------------------|------------------------------------|-------------------------|--------|--|--|--|
| Roberto Alomar, S (1, 4) OBP: 0.348, SLG: 0.352 | 1-2 G1-3 | | | 0-1 F8 | 0-1 B3-1 | 1-2 1B | | 1-1 G3-1 | | 5 0 1 1 0 0 2 | Tampa Bay Devil Rays @ Chicago White Sox U.S. Cellular Field, Chicago, IL Sat Jul 26 2003, 7:05 PM EDT Att: 29,633 - Cloudy - 82 F | | | | | | | | | | | | | | | |
| Carlos Lee, R (1, 7) OBP: 0.312, SLG: 0.460 | 2-1 G6-3 | | | 3-3 K | 2-1 BB 1B | 2-2 P5 | | 2-3 K | 5 1 1 0 0 2 2 | | | | | | | | | | | | | | | | | |
| Frank Thomas, R (1, 10) OBP: 0.405, SLG: 0.558 | 2-1 P2 | | | 1-1 1B 2B | 4-1 FC5 1B BB | | 0-2 G5-3 | 2-3 K | 4 1 1 0 1 1 0 | | | | | | | | | | | | | | | | | |
| Magglio Ordonez, R (1, 9) OBP: 0.381, SLG: 0.556 | | 1-0 F7 | | 0-0 2H 1B | 1-1 1B 1B | | 3-1 P6 | 3-1 G6-3 | 5 0 2 2 0 0 0 | | | | | | | | | | | | | | | | | |
| Carl Everett, S (1, 8) OBP: 0.391, SLG: 0.504 | | 2-2 G5-3 | | 0-0 P6 | 0-0 FC5 2-3 | | 2-2 F7 | | 4 0 0 0 0 0 3 | | | | | | | | | | | | | | | | | |
| Brian Daubach, L (1, 3) 14 Paul Konerko, R (6, PH) OBP: 0.383, SLG: 0.406 OBP: 0.276, SLG: 0.327 | | 3-1 F9 | | | 0-0 B5-3 | 2-3 K | | 1-1 2B | 2 0 0 0 0 0 0 2 0 1 0 0 1 0 | | | | | | | | | | | | | | | | | |
| Jose Valentin, S (1, 6) OBP: 0.324, SLG: 0.437 | | | 3-1 P3 | | 4-2 24 1B HR BB | 4-1 1B BB | | 4-2 BB | 1 2 0 0 3 0 0 | | | | | | | | | | | | | | | | | |
| 24 Joe Crede, R (1, 5) OBP: 0.283, SLG: 0.363 | | | 1-0 P5 | | 2-1 HR 1B | 1-1 F9 | | 1-3 K | 4 1 1 0 0 1 3 | | | | | | | | | | | | | | | | | |
| Sandy Alomar Jr., R (1, 2) OBP: 0.282, SLG: 0.395 | | | 3-2 F8 | | 0-0 HR | 2-2 1B | | 2-0 F9 | 4 1 2 3 0 0 2 | | | | | | | | | | | | | | | | | |
| Inning Stats | R: 0 E: 0 K: 0 S: 7 | H: 0 LOB: 0 BB: 0 P: 12 | R: 0 E: 0 K: 0 S: 6 | H: 0 LOB: 0 BB: 0 P: 12 | R: 0 E: 0 K: 1 S: 9 | H: 0 LOB: 0 BB: 0 P: 14 | R: 1 E: 0 K: 1 S: 9 | H: 2 LOB: 1 BB: 0 P: 13 | R: 4 E: 0 K: 0 S: 17 | H: 4 LOB: 2 BB: 2 P: 30 | | R: 1 E: 0 K: 1 S: 15 | H: 2 LOB: 2 BB: 1 P: 27 | R: 0 E: 0 K: 0 S: 8 | H: 0 LOB: 0 BB: 0 P: 13 | R: 0 E: 0 K: 1 S: 10 | H: 1 LOB: 1 BB: 1 P: 19 | R: 0 E: 0 K: 2 S: 8 | H: 0 LOB: 0 BB: 0 P: 15 | 1B: 6 2B: 2 3B: 0 HR: 1 | SF: 0 SAC: 0 DP: 0 HBP: 0 | WP: 0 PB: 0 CS: 0 | PA: 40 | | | |
| PITCHER | IP WLS BF H R ER SO BB IBB HBP BLK WP HR S P ERA WHIP | | | | | | | | | | | IP WLS BF H R ER SO BB IBB HBP BLK WP HR S P ERA WHIP | | | | | | | | | | | | | | |
| Rob Bell, R (1, 1) ERA: 6.53 | 0.2 | W 3 | 0 | 1 | 1 | 1 | 1 | 0 | 0 | 0 | 0 | 0 | 5 | 11 | 13.50 | 1.500 | | | | | | | | | | |
| Mark Mataska, L (5, 1) ERA: 6.75 | 1.2 | 9 | 3 | 0 | 0 | 0 | 1 | 0 | 0 | 0 | 0 | 0 | 23 | 39 | 0.00 | 2.400 | | | | | | | | | | |
| Travis Harper, R (6, 1) ERA: 3.6 | 2.0 | S 6 | 0 | 0 | 0 | 3 | 0 | 0 | 0 | 0 | 0 | 0 | 14 | 25 | 0.00 | 0.000 | | | | | | | | | | |

| Batter | 1 | 2 | 3 | 4 | 5 | 6 | 7 | 8 | 9 | AB | R | H | RBI | BB | SO | LOB | TOP | | | |
|---|------------------------------|----------------------------------|-------------------------------|----------------------------------|------------------------------|---------------------------------|------------------------------|---------------------------------|------------------------------|---------------------------------|-------------------------------|----------------------------------|------------------------------|----------------------------------|-------------------------------|----------------------------------|----------------------------------|------------------------------------|-------------------------|--------|
| 13 Carl Crawford, L OBP: 0.309, SLG: 0.357 | F7 | | F7 | | | G4-3 | | | F9 | 4 | 0 | 0 | 0 | 0 | 0 | 0 | | | | |
| 5 Rocco Baldelli, R OBP: 0.336, SLG: 0.462 | HR | | | | | G6-3 | | | FC6-4 1B | 4 | 1 | 2 | 1 | 0 | 1 | 0 | | | | |
| Aubrey Huff, L OBP: 0.360, SLG: 0.531 | | | | | | G3 | | | FC6-4 1-2 | 4 | 0 | 1 | 0 | 0 | 1 | 1 | | | | |
| Travis Lee, L OBP: 0.351, SLG: 0.446 | F7 | | | | | G6-3 | | | F7 | 4 | 0 | 0 | 0 | 0 | 1 | 2 | | | | |
| Al Martin, L OBP: 0.321, SLG: 0.363 | | | | | | G1-3 | | | K | 3 | 0 | 0 | 0 | 0 | 1 | 1 | | | | |
| Damian Rolis, R OBP: 0.297, SLG: 0.383 | | | | | | K | | | F9 2B | 3 | 0 | 1 | 0 | 0 | 2 | 0 | | | | |
| Marlon Anderson, L OBP: 0.319, SLG: 0.358 | | | | | | F7 | | | F9 | 3 | 0 | 0 | 0 | 0 | 0 | 1 | | | | |
| Javier Valentin, S OBP: 0.266, SLG: 0.394 | | | | | | K | | | K | 3 | 0 | 0 | 0 | 0 | 2 | 1 | | | | |
| Julio Lugo, R OBP: 0.314, SLG: 0.350 | | | | | | K | | | F9 | 3 | 0 | 0 | 0 | 0 | 1 | 1 | | | | |
| Inning Stats | R: 1 E: 0 K: 1 S: 8 | H: 1 LOB: 0 BB: 0 P: 13 | R: 0 E: 0 K: 1 S: 13 | H: 0 LOB: 0 BB: 0 P: 15 | R: 0 E: 0 K: 2 S: 7 | H: 0 LOB: 0 BB: 0 P: 8 | R: 0 E: 0 K: 0 S: 7 | H: 0 LOB: 0 BB: 0 P: 9 | R: 0 E: 0 K: 1 S: 7 | H: 0 LOB: 0 BB: 0 P: 8 | R: 0 E: 0 K: 2 S: 13 | H: 1 LOB: 1 BB: 0 P: 14 | R: 0 E: 0 K: 1 S: 9 | H: 1 LOB: 1 BB: 0 P: 12 | R: 0 E: 1 K: 1 S: 10 | H: 1 LOB: 1 BB: 0 P: 13 | 1B: 1 2B: 2 3B: 0 HR: 1 | SF: 0 SAC: 0 DP: 0 HBP: 0 | WP: 0 PB: 0 CS: 0 | PA: 31 |
| PITCHER | IP | WLS | BF | H | R | ER | SO | BB | IBB | HBP | BLK | WP | HR | S | P | ERA | WHIP | | | |
| Bartolo Colon, R ERA: 4.09 | 8.0 | W | 27 | 3 | 1 | 1 | 8 | 0 | 0 | 0 | 0 | 0 | 1 | 71 | 88 | 1.12 | 0.375 | | | |
| Kelly Wunsch, L ERA: 1.04 | 1.0 | | 4 | 1 | 0 | 0 | 1 | 0 | 0 | 0 | 0 | 0 | 0 | 10 | 13 | 0.00 | 1.000 | | | |

Tampa Bay Devil Rays @ Chicago White Sox
 U.S. Cellular Field, Chicago, IL
 Sun Jul 27 2003, 2:05 PM EDT
 Att: 28,027 - Cloudy - 80 F

livebaseballscorecards.com

| | |
|-----|----|
| AB | 31 |
| R | 1 |
| H | 4 |
| RBI | 1 |
| BB | 0 |
| SO | 9 |
| LOB | 7 |



| Batter | 1 | 2 | 3 | 4 | 5 | 6 | 7 | 8 | 9 | AB | R | H | RBI | BB | SO | LOB | BOTTOM | | | |
|--|-------------------------------|----------------------------------|------------------------------|----------------------------------|-------------------------------|----------------------------------|-------------------------------|----------------------------------|-------------------------------|----------------------------------|-------------------------------|----------------------------------|------------------------------|----------------------------------|-------------------------------|----------------------------------|----------------------------------|------------------------------------|-------------------------|--------|
| Tony Graffanino, R OBP: 0.344, SLG: 0.454 | F8 | | G5-3 | | | F9 | | | F9 | 5 | 1 | 1 | 0 | 0 | 0 | 2 | | | | |
| Aaron Rowand, R OBP: 0.315, SLG: 0.417 | G4-3 | | E5 | | | HR | | | HR | 4 | 2 | 3 | 2 | 1 | 0 | 0 | | | | |
| Frank Thomas, R OBP: 0.405, SLG: 0.565 | K | | F8 | | | HR | | | P3 | 5 | 1 | 2 | 3 | 0 | 1 | 1 | | | | |
| Magglio Ordonez, R OBP: 0.382, SLG: 0.555 | | | F8 | | | 2B 14 2B | | | F7 | 4 | 1 | 2 | 0 | 0 | 0 | 2 | | | | |
| Carlos Lee, R OBP: 0.316, SLG: 0.472 | | | HR | | | 14 2B | | | P5 | 3 | 2 | 2 | 1 | 1 | 0 | 0 | | | | |
| 14 Paul Konerko, R OBP: 0.276, SLG: 0.330 | | | F7 | | | 2B | | | F7 | 4 | 0 | 1 | 2 | 0 | 1 | 2 | | | | |
| 24 Joe Crede, R OBP: 0.280, SLG: 0.359 | | | K | | | K | | | G5-3 | 4 | 0 | 0 | 0 | 0 | 3 | 3 | | | | |
| Jose Valentin, S OBP: 0.321, SLG: 0.432 | | | P3 | | | K | | | F8 | 4 | 0 | 0 | 0 | 0 | 2 | 1 | | | | |
| Miguel Olivo, R OBP: 0.277, SLG: 0.362 | | | E 2B | | | F7 | | | K | 3 | 2 | 1 | 0 | 1 | 1 | 1 | | | | |
| Inning Stats | R: 0 E: 0 K: 1 S: 10 | H: 0 LOB: 0 BB: 0 P: 15 | R: 1 E: 0 K: 1 S: 6 | H: 1 LOB: 0 BB: 0 P: 11 | R: 1 E: 1 K: 0 S: 11 | H: 2 LOB: 1 BB: 0 P: 15 | R: 2 E: 0 K: 2 S: 23 | H: 3 LOB: 1 BB: 0 P: 30 | R: 2 E: 0 K: 2 S: 16 | H: 2 LOB: 2 BB: 2 P: 30 | R: 1 E: 0 K: 1 S: 13 | H: 3 LOB: 0 BB: 0 P: 19 | R: 0 E: 0 K: 0 S: 7 | H: 0 LOB: 0 BB: 0 P: 11 | R: 2 E: 0 K: 1 S: 10 | H: 1 LOB: 0 BB: 1 P: 16 | 1B: 6 2B: 3 3B: 0 HR: 3 | SF: 0 SAC: 0 DP: 0 HBP: 0 | WP: 0 PB: 0 CS: 0 | PA: 39 |
| PITCHER | IP | WLS | BF | H | R | ER | SO | BB | IBB | HBP | BLK | WP | HR | S | P | ERA | WHIP | | | |
| Joe Kennedy, L ERA: 6.04 | 4.1 | L | 23 | 8 | 6 | 5 | 4 | 2 | 0 | 0 | 0 | 0 | 0 | 26 | 38 | 3.38 | 1.125 | | | |
| Brandon Backe, R ERA: 5.4 | 2.2 | | 11 | 3 | 1 | 1 | 3 | 0 | 0 | 0 | 0 | 0 | 0 | 10 | 16 | 18.00 | 2.000 | | | |
| Lance Carter, R ERA: 4.47 | 1.0 | | 5 | 1 | 2 | 2 | 1 | 1 | 0 | 0 | 0 | 0 | 1 | 10 | 16 | 18.00 | 2.000 | | | |

Tampa Bay Devil Rays @ Chicago White Sox
 U.S. Cellular Field, Chicago, IL
 Sun Jul 27 2003, 2:05 PM EDT
 Att: 28,027 - Cloudy - 80 F

livebaseballscorecards.com

| | |
|-----|----|
| AB | 36 |
| R | 9 |
| H | 12 |
| RBI | 8 |
| BB | 3 |
| SO | 8 |
| LOB | 12 |



| Batter | 1 | 2 | 3 | 4 | 5 | 6 | 7 | 8 | 9 | AB | R | H | RBI | BB | SO | LOB | TOP | | | | | | | | | | | | | | | | | | | | | |
|--|------------------------------|---------------------------------|------------------------------|----------------------------------|-------------------------------|----------------------------------|------------------------------|---------------------------------|------------------------------|----------------------------------|-------------------------------|----------------------------------|------------------------------|---------------------------------|-------------------------------|----------------------------------|--|-------------------------------|----------------------------------|-----------------------------------|------------------------------------|--|-----|----|---|---|----|----|----|-----|-----|-----|----|----|----|-------|-------|-------|
| 13 Carl Crawford, L OBP: 0.310, SLG: 0.357 | G3 | | 1B | | | FC6-4 1B | F8 | | FC6-4 1B | 5 | 2 | 2 | 0 | 0 | 0 | 1 | Tampa Bay Devil Rays @ Toronto Blue Jays SkyDome, Toronto, ON Tue Jul 29 2003, 7:05 PM EDT Att: 21,007 - Cloudy - 75 F | | | | | | | | | | | | | | | | | | | | | |
| Antonio Perez, R OBP: 0.398, SLG: 0.452 | P2 | | FC4-6 1B | | | FC6-4 1B | K | | FC6-4 1B | 5 | 2 | 3 | 0 | 0 | 1 | 0 | | | | | | | | | | | | | | | | | | | | | | |
| Aubrey Huff, L OBP: 0.361, SLG: 0.536 | G3 | | FC4-6 1B | | | E3 1B | HR | | FC6-4 1B | 4 | 2 | 1 | 1 | 1 | 0 | 4 | | | | | | | | | | | | | | | | | | | | | | |
| 5 Rocco Baldelli, R OBP: 0.336, SLG: 0.459 | | G5-3 | | | G3-6 BB | FC6-4 1B | F8 | | FC6-4 1B | 4 | 1 | 1 | 3 | 1 | 0 | 2 | | | | | | | | | | | | | | | | | | | | | | |
| Travis Lee, L OBP: 0.391, SLG: 0.455 | | 1B | | | G3-6 | HR | | | E3 | 5 | 1 | 2 | 3 | 0 | 0 | 3 | | | | | | | | | | | | | | | | | | | | | | |
| Damian Rolls, R OBP: 0.299, SLG: 0.386 | | 1B | | | F9 | HR | | | SF8 | 4 | 1 | 2 | 1 | 0 | 0 | 1 | | | | | | | | | | | | | | | | | | | | | | |
| Al Martin, L OBP: 0.316, SLG: 0.356 Matt Diaz, R OBP: 0.200, SLG: 0.111 Javier Valentin, S OBP: 0.261, SLG: 0.387 | G4-3 | | | | F8 | L6 | | | K | 3 | 0 | 0 | 0 | 0 | 0 | 2 | | | | | | | | | | | | | | | | | | | | | | |
| Toby Hall, R OBP: 0.313, SLG: 0.391 | | | K | | F8 | 1B HBP | | | K | 3 | 0 | 0 | 0 | 0 | 2 | 1 | | | | | | | | | | | | | | | | | | | | | | |
| Julio Lugo, R OBP: 0.316, SLG: 0.352 | | | K | | K | 1B | | | FC6-4 1B | 4 | 0 | 2 | 1 | 0 | 2 | 0 | | | | | | | | | | | | | | | | | | | | | | |
| Inning Stats | R: 0 E: 0 K: 0 S: 5 | H: 0 LOB: 0 BB: 0 P: 6 | R: 0 E: 0 K: 0 S: 8 | H: 1 LOB: 1 BB: 0 P: 13 | R: 0 E: 0 K: 2 S: 12 | H: 2 LOB: 2 BB: 0 P: 16 | R: 0 E: 0 K: 0 S: 4 | H: 0 LOB: 0 BB: 1 P: 8 | R: 0 E: 0 K: 1 S: 8 | H: 0 LOB: 0 BB: 0 P: 11 | R: 5 E: 1 K: 0 S: 21 | H: 5 LOB: 2 BB: 0 P: 35 | R: 1 E: 0 K: 1 S: 7 | H: 1 LOB: 0 BB: 0 P: 9 | R: 0 E: 0 K: 1 S: 10 | H: 1 LOB: 1 BB: 0 P: 14 | | R: 3 E: 1 K: 1 S: 20 | H: 3 LOB: 2 BB: 1 P: 33 | 1B: 11 2B: 0 3B: 0 HR: 2 | SF: 1 SAC: 0 DP: 1 HBP: 1 | WP: 0 PA: 43 PB: 0 SB: 2 CS: 0 | | | | | | | | | | | | | | | | |
| PITCHER | IP | WLS | BF | H | R | ER | SO | BB | IBB | HBP | BLK | WP | HR | S | P | ERA | WHIP | PITCHER | | | | IP | WLS | BF | H | R | ER | SO | BB | IBB | HBP | BLK | WP | HR | S | P | ERA | WHIP |
| Kelvin Escobar, R ERA: 4.35 | 6.0 | | 27 | 8 | 5 | 3 | 3 | 1 | 0 | 1 | 0 | 0 | 1 | 58 | 89 | 4.50 | 1.500 | | | | | 6.0 | | 27 | 8 | 5 | 3 | 3 | 1 | 0 | 1 | 0 | 0 | 1 | 58 | 89 | 4.50 | 1.500 |
| Jason Kershner, L ERA: 3.22 | 1.1 | H | 6 | 2 | 1 | 1 | 1 | 0 | 0 | 0 | 0 | 0 | 0 | 1 | 11 | 15 | 6.75 | 1.500 | | | | | 1.1 | H | 6 | 2 | 1 | 1 | 1 | 0 | 0 | 0 | 0 | 1 | 11 | 15 | 6.75 | 1.500 |
| Aquilino Lopez, R ERA: 4.05 | 0.2 | L | 3 | 1 | 1 | 1 | 1 | 0 | 0 | 0 | 0 | 0 | 0 | 0 | 9 | 12 | 13.50 | 1.500 | | | | | 0.2 | L | 3 | 1 | 1 | 1 | 1 | 0 | 0 | 0 | 0 | 9 | 12 | 13.50 | 1.500 | |
| Trever Miller, L ERA: 4.62 | 0.1 | B | 4 | 1 | 2 | 1 | 1 | 0 | 0 | 0 | 0 | 0 | 0 | 0 | 3 | 8 | 0.00 | 6.000 | | | | | 0.1 | B | 4 | 1 | 2 | 1 | 1 | 0 | 0 | 0 | 0 | 3 | 8 | 0.00 | 6.000 | |
| Scott Service, R ERA: 4.91 | 0.2 | | 4 | 1 | 2 | 1 | 1 | 0 | 0 | 0 | 0 | 0 | 0 | 0 | 14 | 21 | 13.50 | 1.500 | | | | | 0.2 | | 4 | 1 | 2 | 1 | 1 | 0 | 0 | 0 | 0 | 14 | 21 | 13.50 | 1.500 | |

| Batter | 1 | 2 | 3 | 4 | 5 | 6 | 7 | 8 | 9 | AB | R | H | RBI | BB | SO | LOB | BOTTOM | | | | | | | | | | | | | | | | | | | | | |
|---|-------------------------------|----------------------------------|-------------------------------|----------------------------------|-------------------------------|----------------------------------|-------------------------------|----------------------------------|-------------------------------|----------------------------------|-------------------------------|----------------------------------|-------------------------------|----------------------------------|-------------------------------|----------------------------------|--|-------------------------------|----------------------------------|----------------------------------|------------------------------------|--|-----|----|---|---|----|----|----|-----|-----|-----|----|----|-------|-------|-------|------|
| 3 Reed Johnson, R OBP: 0.359, SLG: 0.442 | F9 | FC5-4 | | | | K | | | | 5 | 1 | 2 | 1 | 0 | 1 | 2 | Tampa Bay Devil Rays @ Toronto Blue Jays SkyDome, Toronto, ON Tue Jul 29 2003, 7:05 PM EDT Att: 21,007 - Cloudy - 75 F | | | | | | | | | | | | | | | | | | | | | |
| Eric Hinske, L OBP: 0.328, SLG: 0.436 | FC5 SF7 2B | | F7 | | F7 | | F7 | | | 4 | 1 | 1 | 0 | 1 | 0 | 1 | | | | | | | | | | | | | | | | | | | | | | |
| 10 Vernon Wells, R OBP: 0.350, SLG: 0.580 | FC5 BB | | P2 | | BB | | HR | | F8 | 5 | 1 | 2 | 1 | 0 | 0 | 3 | | | | | | | | | | | | | | | | | | | | | | |
| Carlos Delgado, L OBP: 0.424, SLG: 0.624 | FC5 BB | | G3 | | | | HR | | HR | 2 | 2 | 1 | 1 | 3 | 0 | 0 | | | | | | | | | | | | | | | | | | | | | | |
| Greg Myers, L OBP: 0.408, SLG: 0.552 | SF7 | | | | K | | HR | | K | 4 | 2 | 2 | 5 | 0 | 2 | 2 | | | | | | | | | | | | | | | | | | | | | | |
| Bobby Kielty, S OBP: 0.371, SLG: 0.429 | P6 | | | | F9 | | F7 | | K | 5 | 0 | 1 | 0 | 0 | 1 | 4 | | | | | | | | | | | | | | | | | | | | | | |
| Frank Catalanotto, L OBP: 0.335, SLG: 0.444 Tom Wilson, R OBP: 0.349, SLG: 0.446 | G4-3 | | | | F9 | | F7 | | K | 4 | 0 | 0 | 0 | 0 | 1 | 1 | | | | | | | | | | | | | | | | | | | | | | |
| Orlando Hudson, S OBP: 0.334, SLG: 0.393 | K | | | | G6-3 | | P6 | | G3-1 | 4 | 0 | 0 | 0 | 0 | 1 | 1 | | | | | | | | | | | | | | | | | | | | | | |
| Mike Bordick, R OBP: 0.316, SLG: 0.404 | | | | | | | | | K | 3 | 1 | 2 | 0 | 1 | 1 | 0 | | | | | | | | | | | | | | | | | | | | | | |
| Inning Stats | R: 1 E: 0 K: 0 S: 16 | H: 1 LOB: 2 BB: 1 P: 28 | R: 0 E: 0 K: 1 S: 14 | H: 0 LOB: 1 BB: 1 P: 20 | R: 0 E: 0 K: 0 S: 10 | H: 0 LOB: 0 BB: 0 P: 13 | R: 1 E: 0 K: 0 S: 10 | H: 2 LOB: 0 BB: 0 P: 17 | R: 2 E: 0 K: 1 S: 14 | H: 3 LOB: 2 BB: 1 P: 24 | R: 0 E: 0 K: 1 S: 12 | H: 1 LOB: 1 BB: 0 P: 17 | R: 3 E: 0 K: 1 S: 11 | H: 2 LOB: 0 BB: 1 P: 19 | R: 0 E: 0 K: 1 S: 12 | H: 1 LOB: 2 BB: 1 P: 22 | | R: 1 E: 0 K: 3 S: 13 | H: 1 LOB: 0 BB: 0 P: 19 | 1B: 5 2B: 3 3B: 0 HR: 3 | SF: 1 SAC: 0 DP: 1 HBP: 0 | WP: 0 PA: 43 PB: 0 SB: 1 CS: 0 | | | | | | | | | | | | | | | | |
| PITCHER | IP | WLS | BF | H | R | ER | SO | BB | IBB | HBP | BLK | WP | HR | S | P | ERA | WHIP | PITCHER | | | | IP | WLS | BF | H | R | ER | SO | BB | IBB | HBP | BLK | WP | HR | S | P | ERA | WHIP |
| Geremi Gonzalez, R ERA: 3.9 | 5.2 | | 27 | 7 | 4 | 4 | 2 | 3 | 0 | 0 | 0 | 0 | 0 | 73 | 115 | 6.35 | 1.765 | | | | | 5.2 | | 27 | 7 | 4 | 4 | 2 | 3 | 0 | 0 | 0 | 0 | 73 | 115 | 6.35 | 1.765 | |
| Jesus Colome, R ERA: 4.5 | 0.2 | H | 3 | 1 | 1 | 1 | 1 | 0 | 0 | 0 | 0 | 0 | 0 | 6 | 8 | 13.50 | 1.500 | | | | | 0.2 | H | 3 | 1 | 1 | 1 | 1 | 0 | 0 | 0 | 0 | 6 | 8 | 13.50 | 1.500 | | |
| Al Levine, R ERA: 2.76 | 1.2 | W | 9 | 2 | 2 | 2 | 2 | 2 | 0 | 0 | 0 | 0 | 1 | 20 | 37 | 10.80 | 2.400 | | | | | 1.2 | W | 9 | 2 | 2 | 2 | 2 | 2 | 0 | 0 | 0 | 1 | 20 | 37 | 10.80 | 2.400 | |
| Lance Carter, R ERA: 4.56 | 1.0 | S | 4 | 1 | 1 | 1 | 3 | 0 | 0 | 0 | 0 | 0 | 1 | 13 | 19 | 9.00 | 1.000 | | | | | 1.0 | S | 4 | 1 | 1 | 1 | 3 | 0 | 0 | 0 | 1 | 13 | 19 | 9.00 | 1.000 | | |

| Batter | 1 | 2 | 3 | 4 | 5 | 6 | 7 | 8 | 9 | AB | R | H | RBI | BB | SO | LOB | TOP | | | |
|---|---|---|---|---|---|---|---|---|---|---|---|---|---|---|---|---|---|----------------------------------|------------------------------------|----------------------------------|
| 13 Carl Crawford, L OBP: 0.306, SLG: 0.353 | G3 | | F8 | | G3 | | G4-3 | | L7 | 5 | 0 | 0 | 0 | 0 | 0 | 2 | <p>Tampa Bay Devil Rays @ Toronto Blue Jays</p> <p>SkyDome, Toronto, ON</p> <p>Wed Jul 30 2003, 7:05 PM EDT</p> <p>Att: 21,068 - Sunny - 82 F</p> | | | |
| Antonio Perez, R OBP: 0.375, SLG: 0.423 | F7 | | K | | K2-3 | | P4 | | F9 | 5 | 0 | 0 | 0 | 0 | 2 | 2 | | | | |
| Aubrey Huff, L OBP: 0.362, SLG: 0.534 Jesus Colome, R | 5 1B 2B | | G4-3 | | G3 | | | | 5 WP SF8 HBP | 3 | 2 | 1 | 0 | 0 | 0 | 0 | | | | |
| 5 Rocco Baldelli, R OBP: 0.338, SLG: 0.459 | 2B 1B | | | | F7 | | F9 | | SF8 BB | 3 | 1 | 1 | 0 | 1 | 0 | 0 | | | | |
| Travis Lee, L OBP: 0.355, SLG: 0.458 | 1B | | | | 4-0 HR | | G4-3 | | BB | 2 | 1 | 1 | 2 | 2 | 0 | 0 | | | | |
| Damian Rolls, R OBP: 0.299, SLG: 0.390 | 2B | | | | BB | | G4-3 | | G4-3 BB | 3 | 0 | 1 | 1 | 0 | 0 | 2 | | | | |
| Jeff Liefer, L OBP: 0.213, SLG: 0.330 Terry Shumpert, R OBP: 0.278, SLG: 0.388 Al Martin, L OBP: 0.314, SLG: 0.354 18 Jared Sandberg, R OBP: 0.338, SLG: 0.458 | | | P5 | | HR | | G3-1 | | G4-6-3 | 3 | 1 | 1 | 2 | 0 | 0 | 1 | | | | |
| Javier Valentin, S OBP: 0.270, SLG: 0.400 | | | F8 | | FC6-4 1B | | | | K | 4 | 0 | 2 | 0 | 0 | 1 | 0 | | | | |
| Julio Lugo, R OBP: 0.316, SLG: 0.350 | | | F9 | | FC6-4 | | SH5-4 | | BB | 2 | 0 | 0 | 0 | 1 | 0 | 1 | | | | |
| Inning Stats | R: 2 E: 0 K: 0 S: 11 | H: 3 LOB: 1 BB: 0 P: 19 | R: 0 E: 0 K: 0 S: 4 | H: 0 LOB: 0 BB: 0 P: 5 | R: 0 E: 0 K: 1 S: 5 | H: 0 LOB: 0 BB: 0 P: 7 | R: 2 E: 0 K: 0 S: 11 | H: 2 LOB: 1 BB: 1 P: 19 | R: 0 E: 0 K: 1 S: 5 | H: 1 LOB: 1 BB: 0 P: 15 | R: 0 E: 0 K: 0 S: 7 | H: 1 LOB: 1 BB: 0 P: 11 | R: 1 E: 0 K: 0 S: 7 | H: 0 LOB: 1 BB: 2 P: 16 | R: 0 E: 0 K: 1 S: 9 | H: 0 LOB: 1 BB: 1 P: 18 | | 1B: 3 2B: 3 3B: 0 HR: 1 | SF: 1 SAC: 1 DP: 1 HBP: 1 | WP: 1 PB: 0 SB: 2 CS: 0 |
| PITCHER | IP WLS BF H R ER SO BB IBB HBP BLK WP HR S P ERA WHIP | IP WLS BF H R ER SO BB IBB HBP BLK WP HR S P ERA WHIP | IP WLS BF H R ER SO BB IBB HBP BLK WP HR S P ERA WHIP | IP WLS BF H R ER SO BB IBB HBP BLK WP HR S P ERA WHIP | IP WLS BF H R ER SO BB IBB HBP BLK WP HR S P ERA WHIP | IP WLS BF H R ER SO BB IBB HBP BLK WP HR S P ERA WHIP | IP WLS BF H R ER SO BB IBB HBP BLK WP HR S P ERA WHIP | IP WLS BF H R ER SO BB IBB HBP BLK WP HR S P ERA WHIP | IP WLS BF H R ER SO BB IBB HBP BLK WP HR S P ERA WHIP | IP WLS BF H R ER SO BB IBB HBP BLK WP HR S P ERA WHIP | IP WLS BF H R ER SO BB IBB HBP BLK WP HR S P ERA WHIP | IP WLS BF H R ER SO BB IBB HBP BLK WP HR S P ERA WHIP | IP WLS BF H R ER SO BB IBB HBP BLK WP HR S P ERA WHIP | IP WLS BF H R ER SO BB IBB HBP BLK WP HR S P ERA WHIP | IP WLS BF H R ER SO BB IBB HBP BLK WP HR S P ERA WHIP | IP WLS BF H R ER SO BB IBB HBP BLK WP HR S P ERA WHIP | | | | |
| Cory Lidle, R ERA: 5.81 | 7.0 | L | 31 | 7 | 5 | 5 | 2 | 2 | 0 | 1 | 0 | 0 | 0 | 0 | 0 | 0 | 6.43 | 1.286 | | |
| Jason Kershner, L ERA: 3.18 | 0.1 | 2 | 0 | 0 | 0 | 0 | 0 | 1 | 0 | 0 | 0 | 0 | 0 | 0 | 0 | 0 | 0.00 | 3.000 | | |
| Cliff Politte, R ERA: 6.0 | 1.2 | 5 | 0 | 0 | 0 | 1 | 1 | 1 | 0 | 0 | 0 | 0 | 0 | 0 | 0 | 0 | 0.00 | 0.600 | | |

| Batter | 1 | 2 | 3 | 4 | 5 | 6 | 7 | 8 | 9 | AB | R | H | RBI | BB | SO | LOB | BOTTOM | | | | | |
|--|---|---|---|---|---|---|---|---|---|---|---|---|---|---|---|---|---|------------------------------|----------------------------------|----------------------------------|------------------------------------|----------------------------------|
| 3 Reed Johnson, R OBP: 0.355, SLG: 0.441 | F7 | | F7 | | G6-4-3 | | | | K | 5 | 0 | 1 | 0 | 0 | 1 | 3 | <p>Tampa Bay Devil Rays @ Toronto Blue Jays</p> <p>SkyDome, Toronto, ON</p> <p>Wed Jul 30 2003, 7:05 PM EDT</p> <p>Att: 21,068 - Sunny - 82 F</p> | | | | | |
| Eric Hinske, L OBP: 0.322, SLG: 0.427 | G6-3 | | K | | K | | L5 | | F8 | 5 | 0 | 0 | 0 | 0 | 2 | 1 | | | | | | |
| 10 Vernon Wells, R OBP: 0.349, SLG: 0.577 | K | | G4-3 1B | | G6-3 | | G6-3 | | | 4 | 0 | 1 | 0 | 0 | 1 | 1 | | | | | | |
| Carlos Delgado, L OBP: 0.426, SLG: 0.624 | | | G4-3 | | G4-3 | | | | | 2 | 1 | 1 | 0 | 2 | 0 | 1 | | | | | | |
| Greg Myers, L OBP: 0.410, SLG: 0.554 | | | G3 1B | | G3 1B | | F7 | | K | 3 | 1 | 1 | 0 | 1 | 1 | 3 | | | | | | |
| Bobby Kielty, S OBP: 0.367, SLG: 0.423 | | | G3 | | K | | F7 | | F7 | 4 | 0 | 0 | 1 | 0 | 1 | 3 | | | | | | |
| Frank Catalanotto, L OBP: 0.325, SLG: 0.441 | | | G4-3 1B | | F8 | | F7 | | K | 3 | 1 | 0 | 0 | 1 | 1 | 0 | | | | | | |
| Orlando Hudson, S OBP: 0.336, SLG: 0.392 | | | G4-3 | | G4-3 | | FC6 1B | | K | 3 | 0 | 1 | 0 | 1 | 1 | 1 | | | | | | |
| Mike Bordick, R OBP: 0.320, SLG: 0.407 | | | G4-3 | | FC6 1B | | FC6 | | G6-3 | 4 | 0 | 2 | 1 | 0 | 0 | 1 | | | | | | |
| Inning Stats | R: 0 E: 0 K: 1 S: 8 | H: 0 LOB: 0 BB: 0 P: 11 | R: 3 E: 0 K: 0 S: 19 | H: 3 LOB: 1 BB: 1 P: 31 | R: 0 E: 0 K: 2 S: 10 | H: 1 LOB: 2 BB: 1 P: 18 | R: 0 E: 0 K: 0 S: 8 | H: 2 LOB: 1 BB: 0 P: 13 | R: 0 E: 0 K: 1 S: 6 | H: 0 LOB: 1 BB: 1 P: 12 | R: 0 E: 0 K: 0 S: 6 | H: 0 LOB: 1 BB: 1 P: 14 | R: 0 E: 0 K: 1 S: 7 | H: 0 LOB: 2 BB: 1 P: 16 | R: 0 E: 0 K: 2 S: 11 | H: 0 LOB: 0 BB: 0 P: 12 | | R: 0 E: 0 K: 1 S: 7 | H: 0 LOB: 0 BB: 0 P: 10 | 1B: 5 2B: 2 3B: 0 HR: 0 | SF: 0 SAC: 0 DP: 1 HBP: 0 | WP: 1 PB: 0 SB: 0 CS: 0 |
| PITCHER | IP WLS BF H R ER SO BB IBB HBP BLK WP HR S P ERA WHIP | IP WLS BF H R ER SO BB IBB HBP BLK WP HR S P ERA WHIP | IP WLS BF H R ER SO BB IBB HBP BLK WP HR S P ERA WHIP | IP WLS BF H R ER SO BB IBB HBP BLK WP HR S P ERA WHIP | IP WLS BF H R ER SO BB IBB HBP BLK WP HR S P ERA WHIP | IP WLS BF H R ER SO BB IBB HBP BLK WP HR S P ERA WHIP | IP WLS BF H R ER SO BB IBB HBP BLK WP HR S P ERA WHIP | IP WLS BF H R ER SO BB IBB HBP BLK WP HR S P ERA WHIP | IP WLS BF H R ER SO BB IBB HBP BLK WP HR S P ERA WHIP | IP WLS BF H R ER SO BB IBB HBP BLK WP HR S P ERA WHIP | IP WLS BF H R ER SO BB IBB HBP BLK WP HR S P ERA WHIP | IP WLS BF H R ER SO BB IBB HBP BLK WP HR S P ERA WHIP | IP WLS BF H R ER SO BB IBB HBP BLK WP HR S P ERA WHIP | IP WLS BF H R ER SO BB IBB HBP BLK WP HR S P ERA WHIP | IP WLS BF H R ER SO BB IBB HBP BLK WP HR S P ERA WHIP | IP WLS BF H R ER SO BB IBB HBP BLK WP HR S P ERA WHIP | | | | | | |
| Victor Zambrano, R ERA: 4.39 | 6.2 | W | 30 | 7 | 3 | 3 | 4 | 4 | 0 | 0 | 0 | 0 | 0 | 0 | 0 | 0 | 4.05 | 1.650 | | | | |
| Mark Mataska, L ERA: 6.0 | 0.1 | H | 2 | 0 | 0 | 0 | 1 | 0 | 1 | 0 | 0 | 0 | 0 | 0 | 0 | 0 | 0.00 | 0.000 | | | | |
| Travis Harper, R ERA: 3.55 | 1.0 | H | 3 | 0 | 0 | 0 | 2 | 0 | 0 | 0 | 0 | 0 | 0 | 0 | 0 | 0 | 0.00 | 0.000 | | | | |
| Jesus Colome, R ERA: 4.42 | 1.0 | S | 3 | 0 | 0 | 0 | 1 | 0 | 0 | 0 | 0 | 0 | 0 | 0 | 0 | 0 | 0.00 | 0.000 | | | | |

| | |
|-----|----|
| AB | 31 |
| R | 5 |
| H | 7 |
| RBI | 5 |
| BB | 4 |
| SO | 3 |
| LOB | 10 |



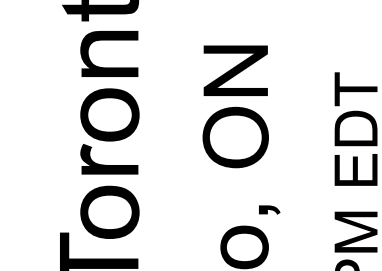
| Batter | 1 | 2 | 3 | 4 | 5 | 6 | 7 | 8 | 9 | AB | R | H | RBI | BB | SO | LOB | TOP | | | | | | | | | | |
|---|------------------------------|----------------------------------|-------------------------------|----------------------------------|------------------------------|---------------------------------|-------------------------------|----------------------------------|-------------------------------|----------------------------------|------------------------------|---------------------------------|-------------------------------|----------------------------------|------------------------------|---------------------------------|---|----------------------------------|------------------------------------|----------------------------------|--------|--|--|--|--|--|--|
| 13 Carl Crawford, L OBP: 0.305, SLG: 0.351 (1, 8) | G4-3 | F8 | | FC5-4 1B | | G4-3 | | K | | 5 | 0 | 1 | 1 | 0 | 1 | 3 | Tampa Bay Devil Rays @ Toronto Blue Jays SkyDome, Toronto, ON Thu Jul 31, 2003, 12:35 PM EDT Att: 29,544 - Sunny - 72 F | | | | | | | | | | |
| Antonio Perez, R OBP: 0.376, SLG: 0.434 (1, 4) | K | | E3 FC6-4 | FC5-4 1B | | | | 2B | | 5 | 0 | 2 | 1 | 0 | 1 | 2 | | | | | | | | | | | |
| 5 Rocco Baldelli, R OBP: 0.336, SLG: 0.458 (1, 10) | F9 | | FC6-4 CS | | BB FC5 2B | K2-3 | | F8 | | 5 | 1 | 1 | 0 | 0 | 1 | 3 | | | | | | | | | | | |
| Aubrey Huff, L OBP: 0.360, SLG: 0.533 Jesus Colome, R OBP: 0.315, SLG: 0.392 Lance Carter, R (9, 1) | | 2B 2B | P6 | | F7 | | G6-3 | | G5-3 | 5 | 1 | 1 | 0 | 0 | 0 | 2 | | | | | | | | | | | |
| Toby Hall, R OBP: 0.315, SLG: 0.392 (1, 2) | | 1B 2B | | P5 | FC5 BB IBB | | F8 | | P2 | 4 | 1 | 1 | 1 | 1 | 0 | 0 | | | | | | | | | | | |
| Travis Lee, L OBP: 0.356, SLG: 0.456 (1, 3) | K | | | 1B 1B | FC5 BB | | G1 | | K | 4 | 1 | 1 | 0 | 1 | 2 | 1 | | | | | | | | | | | |
| Damian Rolls, R OBP: 0.307, SLG: 0.414 (9, 9) | | 1B 1B | | 1B 1B | FC5 | | | HR | | 4 | 1 | 3 | 3 | 0 | 0 | 2 | | | | | | | | | | | |
| 1B Jared Sandberg, R OBP: 0.333, SLG: 0.460 (1, 5) | L8 | | | FC6-2 1B | FC6-2 1B | K2-3 | | K | | 4 | 1 | 1 | 1 | 0 | 2 | 3 | | | | | | | | | | | |
| Julio Lugo, R OBP: 0.319, SLG: 0.352 (1, 6) | | | | FC6-2 1B | | | | 2B 1B | | 4 | 1 | 2 | 0 | 0 | 1 | 2 | | | | | | | | | | | |
| Inning Stats | R: 0 E: 0 K: 1 S: 7 | H: 0 LOB: 0 BB: 0 P: 12 | R: 2 E: 0 K: 1 S: 15 | H: 4 LOB: 2 BB: 0 P: 21 | R: 0 E: 1 K: 0 S: 5 | H: 0 LOB: 0 BB: 0 P: 7 | R: 2 E: 0 K: 0 S: 13 | H: 4 LOB: 2 BB: 0 P: 20 | R: 1 E: 0 K: 1 S: 10 | H: 1 LOB: 1 BB: 0 P: 11 | R: 0 E: 0 K: 0 S: 7 | H: 0 LOB: 0 BB: 0 P: 8 | R: 2 E: 0 K: 2 S: 12 | H: 3 LOB: 1 BB: 0 P: 18 | R: 0 E: 0 K: 1 S: 8 | H: 0 LOB: 0 BB: 0 P: 9 | | 1B: 7 2B: 5 3B: 0 HR: 1 | SF: 0 SAC: 0 DP: 0 HBP: 0 | WP: 0 PB: 0 SB: 0 CS: 1 | PA: 42 | | | | | | |
| PITCHER | IP | WLS | BF | H | R | ER | SO | BB | IBB | HBP | BLK | WP | HR | S | P | ERA | WHIP | | | | | | | | | | |
| Mark Hendrickson, L ERA: 5.45 | 4.1 | L | 24 | 9 | 5 | 5 | 2 | 1 | 1 | 0 | 0 | 0 | 0 | 49 | 79 | 10.38 | 2.308 | | | | | | | | | | |
| Tanyon Sturtze, R ERA: 6.06 | 1.2 | | 6 | 1 | 0 | 0 | 3 | 0 | 0 | 0 | 0 | 0 | 0 | 14 | 16 | 0.00 | 0.600 | | | | | | | | | | |
| Jason Kershner, L ERA: 3.7 | 1.2 | | 7 | 2 | 2 | 2 | 2 | 0 | 0 | 0 | 0 | 0 | 1 | 15 | 17 | 10.80 | 1.200 | | | | | | | | | | |
| Aquilino Lopez, R ERA: 4.02 | 0.1 | | 2 | 1 | 0 | 0 | 0 | 0 | 0 | 0 | 0 | 0 | 0 | 4 | 9 | 0.00 | 3.000 | | | | | | | | | | |
| Trever Miller, L ERA: 4.5 | 1.0 | | 3 | 0 | 0 | 0 | 1 | 0 | 0 | 0 | 0 | 0 | 0 | 8 | 9 | 0.00 | 0.000 | | | | | | | | | | |

| Batter | 1 | 2 | 3 | 4 | 5 | 6 | 7 | 8 | 9 | AB | R | H | RBI | BB | SO | LOB | BOTTOM | | | | | | | | | | |
|---|-------------------------------|----------------------------------|------------------------------|----------------------------------|-------------------------------|----------------------------------|------------------------------|---------------------------------|-------------------------------|----------------------------------|------------------------------|----------------------------------|-------------------------------|----------------------------------|------------------------------|----------------------------------|---|----------------------------------|------------------------------------|----------------------------------|--------|--|--|--|--|--|--|
| Frank Catalanotto, L OBP: 0.328, SLG: 0.441 (1, 7) | G6-3 | | G3 BB | | G3-6 1B | | G6-3 1B | G3 | | 4 | 0 | 2 | 0 | 1 | 0 | 1 | Tampa Bay Devil Rays @ Toronto Blue Jays SkyDome, Toronto, ON Thu Jul 31, 2003, 12:35 PM EDT Att: 29,544 - Sunny - 72 F | | | | | | | | | | |
| Eric Hinske, L OBP: 0.323, SLG: 0.423 (1, 5) | BB BB | | G3 | | G3-6 1B | | G6-3 | G4-3 BB | | 3 | 0 | 0 | 0 | 2 | 0 | 3 | | | | | | | | | | | |
| 10 Vernon Wells, R OBP: 0.345, SLG: 0.571 (1, 8) | F8 | | F9 | | F9 | | G4-3 | F7 | | 5 | 0 | 0 | 0 | 0 | 0 | 4 | | | | | | | | | | | |
| Carlos Delgado, L OBP: 0.426, SLG: 0.622 (1, 10) | | | F7 | | | | F8 | G6-4-3 1B 2B | G4-3 | 4 | 1 | 1 | 0 | 1 | 0 | 2 | | | | | | | | | | | |
| Bobby Kielty, S OBP: 0.370, SLG: 0.422 (1, 9) | F8 | | | WP BB G6-3 BB | | HR 1B | | G6-4-3 BB | K | 3 | 2 | 1 | 0 | 2 | 1 | 3 | | | | | | | | | | | |
| Orlando Hudson, S OBP: 0.341, SLG: 0.404 (1, 4) | | E9 F9 1B | | WP BB | | HR | | G6-4-3 | | 3 | 1 | 2 | 2 | 1 | 0 | 2 | | | | | | | | | | | |
| Tom Wilson, R OBP: 0.344, SLG: 0.439 Greg Myers, L OBP: 0.412, SLG: 0.556 (6, PH) (9, 2) | | | K | | F9 | | G6-3 | HR 1B | | 3 | 0 | 0 | 0 | 0 | 1 | 3 | | | | | | | | | | | |
| Josh Phelps, R OBP: 0.343, SLG: 0.436 (1, 3) | | F9 | | | G5-3 | | G5-3 | HR | | 4 | 1 | 1 | 3 | 0 | 0 | 2 | | | | | | | | | | | |
| Chris Woodward, R OBP: 0.319, SLG: 0.404 (1, 6) | | F7 | | | K | | F7 | E1 | | 4 | 0 | 0 | 0 | 0 | 1 | 2 | | | | | | | | | | | |
| Inning Stats | R: 0 E: 0 K: 0 S: 14 | H: 1 LOB: 1 BB: 0 P: 19 | R: 0 E: 0 K: 0 S: 8 | H: 0 LOB: 1 BB: 1 P: 15 | R: 1 E: 0 K: 1 S: 12 | H: 0 LOB: 2 BB: 0 P: 24 | R: 0 E: 0 K: 0 S: 6 | H: 1 LOB: 0 BB: 0 P: 9 | R: 2 E: 0 K: 0 S: 13 | H: 2 LOB: 1 BB: 0 P: 20 | R: 0 E: 0 K: 0 S: 8 | H: 1 LOB: 0 BB: 0 P: 11 | R: 3 E: 1 K: 0 S: 10 | H: 3 LOB: 1 BB: 1 P: 18 | R: 0 E: 0 K: 1 S: 8 | H: 0 LOB: 1 BB: 1 P: 16 | | 1B: 5 2B: 1 3B: 0 HR: 2 | SF: 0 SAC: 0 DP: 2 HBP: 0 | WP: 1 PB: 0 SB: 0 CS: 0 | PA: 41 | | | | | | |
| PITCHER | IP | WLS | BF | H | R | ER | SO | BB | IBB | HBP | BLK | WP | HR | S | P | ERA | WHIP | | | | | | | | | | |
| Jorge Sosa, R ERA: 4.83 | 5.1 | W | 23 | 3 | 2 | 2 | 2 | 5 | 0 | 0 | 0 | 0 | 0 | 61 | 103 | 3.38 | 1.500 | | | | | | | | | | |
| Travis Harper, R ERA: 3.59 | 1.2 | | 7 | 2 | 1 | 1 | 0 | 0 | 0 | 0 | 0 | 0 | 1 | 14 | 20 | 5.40 | 1.200 | | | | | | | | | | |
| Al Levine, R ERA: 2.9 | 0.2 | | 3 | 1 | 1 | 1 | 0 | 1 | 0 | 0 | 0 | 0 | 0 | 4 | 11 | 13.50 | 3.000 | | | | | | | | | | |
| Mark Malaska, L ERA: 9.0 | 0.0 | | 1 | 1 | 0 | 0 | 0 | 0 | 0 | 0 | 0 | 0 | 0 | 2 | 2 | ∞ | ∞ | | | | | | | | | | |
| Jesus Colome, R ERA: 4.53 | 0.2 | H | 5 | 1 | 2 | 2 | 0 | 1 | 0 | 0 | 0 | 0 | 1 | 7 | 12 | 27.00 | 3.000 | | | | | | | | | | |
| Lance Carter, R ERA: 4.5 | 0.2 | S | 2 | 0 | 0 | 0 | 1 | 0 | 0 | 0 | 0 | 0 | 0 | 5 | 9 | 0.00 | 0.000 | | | | | | | | | | |

AB 40
R 7
H 13
RBI 7
BB 2
SO 8
LOB 18



AB 34
R 6
H 8
RBI 6
BB 7
SO 3
LOB 22



| Batter | 1 | 2 | 3 | 4 | 5 | 6 | 7 | 8 | 9 | AB | R | H | RBI | BB | SO | LOB | TOP | | | | | | | | |
|---|-------------------------------|----------------------------------|-------------------------------|----------------------------------|-------------------------------|----------------------------------|-------------------------------|----------------------------------|------------------------------|----------------------------------|-------------------------------|----------------------------------|-------------------------------|----------------------------------|-------------------------------|----------------------------------|------------------------------|---------------------------------|-----------------------------------|------------------------------------|----------------------------------|--------|--|--|--|
| 13 Carl Crawford, L OBP: 0.306, SLG: 0.351 | | | | | | | | | | 5 | 2 | 2 | 0 | 0 | 1 | 4 | | | | | | | | | |
| Marlon Anderson, L OBP: 0.361, SLG: 0.533 | | | | | | | | | | 3 | 0 | 2 | 2 | 0 | 1 | 0 | | | | | | | | | |
| Antonio Perez, R OBP: 0.379, SLG: 0.447 | | | | | | | | | | 2 | 0 | 1 | 0 | 0 | 1 | 0 | | | | | | | | | |
| Aubrey Huff, L OBP: 0.361, SLG: 0.533 | | | | | | | | | | 5 | 2 | 2 | 0 | 0 | 0 | 3 | | | | | | | | | |
| 18 Jared Sandberg, R OBP: 0.333, SLG: 0.460 | | | | | | | | | | 0 | 0 | 0 | 0 | 0 | 0 | 0 | | | | | | | | | |
| 5 Rocco Baldelli, R OBP: 0.337, SLG: 0.462 | | | | | | | | | | 5 | 2 | 2 | 1 | 0 | 0 | 2 | | | | | | | | | |
| Travis Lee, L OBP: 0.362, SLG: 0.468 | | | | | | | | | | 4 | 2 | 3 | 4 | 1 | 1 | 0 | | | | | | | | | |
| Damian Rolls, R OBP: 0.305, SLG: 0.408 | | | | | | | | | | 5 | 0 | 1 | 0 | 0 | 0 | 3 | | | | | | | | | |
| Jeff Liefer, L OBP: 0.212, SLG: 0.318 | | | | | | | | | | 4 | 1 | 0 | 0 | 1 | 1 | 2 | | | | | | | | | |
| Toby Hall, R OBP: 0.316, SLG: 0.393 | | | | | | | | | | 5 | 0 | 2 | 1 | 0 | 1 | 2 | | | | | | | | | |
| Julio Lugo, R OBP: 0.320, SLG: 0.353 | | | | | | | | | | 5 | 0 | 2 | 1 | 0 | 0 | 0 | | | | | | | | | |
| Inning Stats | R: 4 E: 0 K: 0 S: 18 | H: 4 LOB: 0 BB: 0 P: 26 | R: 1 E: 0 K: 0 S: 14 | H: 2 LOB: 1 BB: 0 P: 23 | R: 0 E: 0 K: 2 S: 11 | H: 2 LOB: 2 BB: 0 P: 16 | R: 0 E: 0 K: 1 S: 12 | H: 0 LOB: 0 BB: 0 P: 16 | R: 0 E: 0 K: 1 S: 9 | H: 1 LOB: 0 BB: 0 P: 10 | R: 0 E: 0 K: 0 S: 11 | H: 2 LOB: 2 BB: 0 P: 15 | R: 4 E: 0 K: 2 S: 18 | H: 5 LOB: 2 BB: 1 P: 31 | R: 0 E: 0 K: 0 S: 13 | H: 1 LOB: 2 BB: 1 P: 20 | R: 0 E: 0 K: 0 S: 5 | H: 0 LOB: 0 BB: 0 P: 8 | 1B: 11 2B: 6 3B: 0 HR: 1 | SF: 0 SAC: 0 DP: 1 HBP: 0 | WP: 2 PB: 0 SB: 2 CS: 0 | PA: 45 | | | |
| PITCHER | IP | WLS | BF | H | R | ER | SO | BB | IBB | HBP | BLK | WP | HR | S | P | ERA | WHIP | | | | | | | | |
| Jose Lima, R ERA: 2.96 | 2.0 | | 12 | 6 | 5 | 5 | 0 | 0 | 0 | 0 | 0 | 1 | 1 | 32 | 49 | 22.50 | 3.000 | | | | | | | | |
| 51 Kris Wilson, R ERA: 4.33 | 4.0 | L | 16 | 5 | 3 | 0 | 4 | 0 | 0 | 0 | 0 | 0 | 0 | 43 | 57 | 0.00 | 1.250 | | | | | | | | |
| Graeme Lloyd, L ERA: 4.21 | 0.1 | | 3 | 3 | 3 | 1 | 0 | 0 | 0 | 0 | 0 | 0 | 0 | 9 | 12 | 81.00 | 9.000 | | | | | | | | |
| Jason Grimsley, R ERA: 4.5 | 0.2 | | 5 | 2 | 1 | 1 | 1 | 0 | 1 | 0 | 0 | 1 | 0 | 9 | 19 | 13.50 | 3.000 | | | | | | | | |
| D.J. Carrasco, R ERA: 4.0 | 2.0 | | 8 | 1 | 0 | 0 | 0 | 1 | 0 | 0 | 0 | 0 | 0 | 18 | 28 | 0.00 | 1.000 | | | | | | | | |

Tampa Bay Devil Rays @ Kansas City Royals
Kauffman Stadium, Kansas City, MO
Fri Aug 01 2003, 7:05 PM CDT
Att: 33,379 - Cloudy - 82 F

AB 43
R 9
H 17
RBI 9
BB 2
SO 6
LOB 16

| Batter | 1 | 2 | 3 | 4 | 5 | 6 | 7 | 8 | 9 | AB | R | H | RBI | BB | SO | LOB | BOTTOM | | | | | | | | |
|--|-------------------------------|----------------------------------|-------------------------------|----------------------------------|------------------------------|----------------------------------|-------------------------------|----------------------------------|------------------------------|---------------------------------|------------------------------|----------------------------------|------------------------------|---------------------------------|-------------------------------|----------------------------------|------------------------------|----------------------------------|----------------------------------|------------------------------------|----------------------------------|--------|--|--|--|
| Desi Relaford, S OBP: 0.343, SLG: 0.426 | | | | | | | | | | 4 | 0 | 1 | 0 | 1 | 1 | 2 | | | | | | | | | |
| Joe Randa, R OBP: 0.310, SLG: 0.404 | | | | | | | | | | 4 | 2 | 1 | 0 | 1 | 0 | 2 | | | | | | | | | |
| Carlos Beltrán, S OBP: 0.392, SLG: 0.488 | | | | | | | | | | 5 | 1 | 3 | 0 | 0 | 0 | 2 | | | | | | | | | |
| Raul Ibanez, L OBP: 0.347, SLG: 0.480 | | | | | | | | | | 3 | 1 | 1 | 5 | 1 | 2 | 0 | | | | | | | | | |
| Ken Harvey, R OBP: 0.299, SLG: 0.401 | | | | | | | | | | 4 | 0 | 0 | 0 | 0 | 1 | 4 | | | | | | | | | |
| 4 Angel Berroa, R OBP: 0.342, SLG: 0.492 | | | | | | | | | | 4 | 1 | 1 | 1 | 0 | 0 | 4 | | | | | | | | | |
| Michael Tucker, L OBP: 0.331, SLG: 0.448 | | | | | | | | | | 2 | 0 | 0 | 0 | 2 | 1 | 0 | | | | | | | | | |
| Mike DiFelice, R OBP: 0.294, SLG: 0.389 | | | | | | | | | | 4 | 0 | 1 | 0 | 0 | 2 | 2 | | | | | | | | | |
| Carlos Febles, R OBP: 0.302, SLG: 0.262 | | | | | | | | | | 3 | 1 | 1 | 0 | 0 | 0 | 1 | | | | | | | | | |
| Dee Brown, L OBP: 0.283, SLG: 0.341 | | | | | | | | | | 1 | 0 | 0 | 0 | 0 | 1 | 1 | | | | | | | | | |
| Inning Stats | R: 4 E: 0 K: 1 S: 20 | H: 2 LOB: 1 BB: 3 P: 37 | R: 1 E: 0 K: 1 S: 18 | H: 3 LOB: 3 BB: 1 P: 29 | R: 0 E: 0 K: 2 S: 9 | H: 1 LOB: 1 BB: 0 P: 14 | R: 1 E: 0 K: 0 S: 17 | H: 2 LOB: 1 BB: 0 P: 25 | R: 0 E: 0 K: 1 S: 5 | H: 0 LOB: 0 BB: 0 P: 6 | R: 0 E: 0 K: 0 S: 5 | H: 1 LOB: 0 BB: 0 P: 10 | R: 0 E: 0 K: 1 S: 6 | H: 0 LOB: 0 BB: 0 P: 9 | R: 0 E: 0 K: 1 S: 12 | H: 0 LOB: 1 BB: 1 P: 20 | R: 0 E: 0 K: 1 S: 8 | H: 0 LOB: 0 BB: 0 P: 13 | 1B: 6 2B: 1 3B: 0 HR: 2 | SF: 1 SAC: 0 DP: 0 HBP: 0 | WP: 0 PB: 0 SB: 0 CS: 1 | PA: 41 | | | |
| PITCHER | IP | WLS | BF | H | R | ER | SO | BB | IBB | HBP | BLK | WP | HR | S | P | ERA | WHIP | | | | | | | | |
| Joe Kennedy, L ERA: 6.48 | 1.0 | | 10 | 4 | 5 | 5 | 1 | 3 | 0 | 0 | 0 | 0 | 0 | 25 | 43 | 45.00 | 7.000 | | | | | | | | |
| Chad Gaudin, R ERA: 3.86 | 2.1 | | 12 | 4 | 1 | 1 | 3 | 1 | 0 | 0 | 0 | 0 | 0 | 31 | 51 | 3.86 | 2.143 | | | | | | | | |
| Brandon Backe, R ERA: 4.5 | 4.0 | W | 13 | 1 | 0 | 0 | 2 | 1 | 0 | 0 | 0 | 0 | 0 | 29 | 45 | 0.00 | 0.500 | | | | | | | | |
| Mark Malaska, L ERA: 7.36 | 0.2 | H | 2 | 0 | 0 | 0 | 1 | 0 | 0 | 0 | 0 | 0 | 0 | 7 | 11 | 0.00 | 0.000 | | | | | | | | |
| Lance Carter, R ERA: 4.42 | 1.0 | S | 3 | 0 | 0 | 0 | 1 | 0 | 0 | 0 | 0 | 0 | 0 | 8 | 13 | 0.00 | 0.000 | | | | | | | | |

Tampa Bay Devil Rays @ Kansas City Royals
Kauffman Stadium, Kansas City, MO
Fri Aug 01 2003, 7:05 PM CDT
Att: 33,379 - Cloudy - 82 F

AB 34
R 6
H 9
RBI 6
BB 5
SO 8
LOB 18


| Batter | 1 | 2 | 3 | 4 | 5 | 6 | 7 | 8 | 9 | AB | R | H | RBI | BB | SO | LOB | TOP | | | |
|---|--|----------------------------------|------------------------------|---------------------------------|------------------------------|----------------------------------|------------------------------|----------------------------------|------------------------------|----------------------------------|-------------------------------|----------------------------------|-------------------------------|----------------------------------|-------------------------------|----------------------------------|--|------------------------------------|----------------------------------|--------|
| 13 Carl Crawford, L OBP: 0.307, SLG: 0.352 | (1, 7) | | (0, 0) | | | (2, 2) | (3, 2) | | (1, 1) | 5 | 1 | 2 | 0 | 0 | 1 | 0 | Tampa Bay Devil Rays @ Kansas City Royals Kauffman Stadium, Kansas City, MO Sat Aug 02 2003, 6:05 PM CDT Att: 38,709 - Cloudy - 88 F livebaseballscorecards.com | | | |
| Antonio Perez, R OBP: 0.380, SLG: 0.432 | (1, 4) | | | (4, 2) | | (2, 1) | (1, 1) | | (1, 3) | 3 | 1 | 0 | 0 | 2 | 1 | 1 | | | | |
| 5 Rocco Baldelli, R OBP: 0.336, SLG: 0.459 | (1, 8) | | | (0, 0) | | (1, 2) | (3, 3) | | (1, 3) | 5 | 1 | 1 | 0 | 0 | 1 | 2 | | | | |
| Aubrey Huff, L OBP: 0.362, SLG: 0.533 | (1, 10) | | | (0, 0) | | | (2, 2) | (2, 2) | | 4 | 1 | 2 | 1 | 0 | 0 | 1 | | | | |
| Toby Hall, R OBP: 0.312, SLG: 0.387 | | (3, 1) | | (0, 1) | | | (2, 2) | (3, 1) | | 4 | 0 | 0 | 0 | 0 | 0 | 2 | | | | |
| Travis Lee, L OBP: 0.383, SLG: 0.471 | | (0, 0) | | (0, 0) | | | (3, 2) | (3, 2) | | 4 | 1 | 2 | 1 | 0 | 0 | 0 | | | | |
| Damian Rolls, R OBP: 0.308, SLG: 0.410 | | (1, 0) | | | (3, 1) | | (0, 0) | (3, 1) | | 4 | 1 | 2 | 0 | 0 | 0 | 0 | | | | |
| 18 Jared Sandberg, R OBP: 0.324, SLG: 0.446 | | | (2, 3) | | | | (0, 0) | | | 2 | 0 | 0 | 0 | 0 | 2 | 0 | | | | |
| Marlon Anderson, L OBP: 0.323, SLG: 0.355 | | | | | | | (1, 2) | (3, 2) | | 2 | 1 | 1 | 1 | 0 | 0 | 2 | | | | |
| Julio Lugo, R OBP: 0.319, SLG: 0.355 | | | (1, 3) | | | (2, 3) | (1, 2) | | (1, 3) | 4 | 1 | 1 | 2 | 0 | 3 | 0 | | | | |
| Inning Stats | R: 0 E: 0 K: 1 S: 7 | H: 0 LOB: 1 BB: 1 P: 14 | R: 0 E: 0 K: 0 S: 4 | H: 0 LOB: 0 BB: 0 P: 8 | R: 0 E: 0 K: 2 S: 7 | H: 0 LOB: 0 BB: 1 P: 10 | R: 2 E: 0 K: 0 S: 8 | H: 2 LOB: 0 BB: 0 P: 12 | R: 0 E: 0 K: 2 S: 9 | H: 0 LOB: 0 BB: 0 P: 16 | R: 6 E: 0 K: 0 S: 23 | H: 6 LOB: 0 BB: 0 P: 36 | R: 0 E: 0 K: 0 S: 17 | H: 2 LOB: 2 BB: 0 P: 31 | R: 0 E: 0 K: 3 S: 11 | H: 1 LOB: 1 BB: 0 P: 15 | 1B: 9 2B: 2 3B: 0 HR: 0 | SF: 0 SAC: 0 DP: 1 HBP: 0 | WP: 0 PB: 0 SB: 5 CS: 0 | PA: 39 |
| PITCHER | IP WLS BF H R ER SO BB IBB HBP BLK WP HR S P ERA WHIP | | | | | | | | | | | | | | | | | | | |
| Darrell May, L ERA: 3.8 | (1, 1) 6.1 25 5 5 5 5 2 0 0 0 0 0 0 56 93 7.11 1.105 | | | | | | | | | | | | | | | | | | | |
| Curt Leskanic, R ERA: 2.27 | (7, 1) 0.2 W 5 3 3 1 0 0 0 0 0 0 0 0 10 16 13.50 4.500 | | | | | | | | | | | | | | | | | | | |
| Al Levine, R ERA: 2.84 | (8, 1) 1.0 H 5 2 0 0 0 0 0 0 0 0 0 0 17 31 0.00 2.000 | | | | | | | | | | | | | | | | | | | |
| Mike MacDougal, R ERA: 3.97 | (9, 1) 1.0 S 4 1 0 0 3 0 0 0 0 0 0 0 11 15 0.00 1.000 | | | | | | | | | | | | | | | | | | | |

| Batter | 1 | 2 | 3 | 4 | 5 | 6 | 7 | 8 | 9 | AB | R | H | RBI | BB | SO | LOB | BOTTOM | | | |
|--|---|----------------------------------|------------------------------|----------------------------------|-------------------------------|----------------------------------|-------------------------------|----------------------------------|------------------------------|----------------------------------|-------------------------------|----------------------------------|-------------------------------|----------------------------------|-------------------------------|----------------------------------|--|------------------------------------|----------------------------------|--------|
| Aaron Guiel, L OBP: 0.350, SLG: 0.538 | (1, 9) | | (1, 3) | (1, 1) | | (3, 2) | (1, 3) | | | 3 | 1 | 1 | 1 | 0 | 2 | 2 | Tampa Bay Devil Rays @ Kansas City Royals Kauffman Stadium, Kansas City, MO Sat Aug 02 2003, 6:05 PM CDT Att: 38,709 - Cloudy - 88 F livebaseballscorecards.com | | | |
| Joe Randa, R OBP: 0.309, SLG: 0.402 | (1, 5) | | (0, 3) | (2, 2) | | (1, 1) | | (3, 1) | | 4 | 0 | 1 | 1 | 0 | 1 | 3 | | | | |
| Carlos Beltrán, S OBP: 0.399, SLG: 0.500 | (1, 10) | | | (4, 1) | (2, 0) | (3, 2) | | (4, 1) | | 2 | 3 | 2 | 2 | 3 | 0 | 0 | | | | |
| Raul Ibanez, L OBP: 0.347, SLG: 0.480 | (1, 3) | | | (3, 1) | (1, 1) | (0, 2) | | (1, 2) | | 4 | 1 | 1 | 0 | 0 | 0 | 5 | | | | |
| Michael Tucker, L OBP: 0.332, SLG: 0.448 | | (0, 0) | | (1, 0) | (3, 2) | | (0, 2) | (2, 1) | | 5 | 1 | 2 | 1 | 0 | 0 | 2 | | | | |
| 4 Angel Berroa, R OBP: 0.345, SLG: 0.492 | (1, 6) | | (2, 3) | (4, 0) | (3, 1) | | (0, 1) | (0, 2) | | 4 | 2 | 2 | 1 | 1 | 1 | 0 | | | | |
| Desi Relaford, S OBP: 0.343, SLG: 0.425 | (1, 4) | | | (0, 0) | | (2, 3) | (1, 0) | | | 3 | 1 | 1 | 1 | 0 | 1 | 0 | | | | |
| Brent Mayne, L OBP: 0.320, SLG: 0.359 | | | (2, 1) | (4, 2) | | (1, 2) | (2, 2) | | | 3 | 1 | 3 | 1 | 1 | 0 | 0 | | | | |
| Dee Brown, L OBP: 0.281, SLG: 0.337 | (1, 7) | | (1, 3) | (2, 2) | | (2, 1) | | | | 4 | 0 | 1 | 1 | 0 | 2 | 3 | | | | |
| Ken Harvey, R OBP: 0.299, SLG: 0.401 | (9, 3) | | | (1, 2) | | | | | | 0 | 0 | 0 | 0 | 0 | 0 | 0 | | | | |
| Inning Stats | R: 0 E: 0 K: 0 S: 9 | H: 1 LOB: 1 BB: 1 P: 15 | R: 0 E: 0 K: 1 S: 6 | H: 0 LOB: 0 BB: 0 P: 10 | R: 0 E: 0 K: 3 S: 11 | H: 1 LOB: 1 BB: 0 P: 15 | R: 4 E: 1 K: 0 S: 15 | H: 3 LOB: 2 BB: 3 P: 36 | R: 1 E: 0 K: 0 S: 7 | H: 1 LOB: 0 BB: 0 P: 16 | R: 2 E: 0 K: 1 S: 20 | H: 3 LOB: 2 BB: 0 P: 32 | R: 2 E: 1 K: 2 S: 16 | H: 3 LOB: 1 BB: 0 P: 23 | R: 1 E: 0 K: 0 S: 12 | H: 2 LOB: 2 BB: 1 P: 22 | 1B: 11 2B: 2 3B: 0 HR: 1 | SF: 1 SAC: 2 DP: 1 HBP: 2 | WP: 0 PB: 1 SB: 0 CS: 1 | PA: 42 |
| PITCHER | IP WLS BF H R ER SO BB IBB HBP BLK WP HR S P ERA WHIP | | | | | | | | | | | | | | | | | | | |
| Rob Bell, R ERA: 6.85 | (1, 1) 3.1 18 4 4 4 4 4 0 0 0 0 0 1 32 56 10.80 2.700 | | | | | | | | | | | | | | | | | | | |
| Jon Switzer, L ERA: 10.13 | (4, 1) 2.2 13 4 3 3 1 0 0 2 0 0 0 1 32 56 10.12 1.500 | | | | | | | | | | | | | | | | | | | |
| Mark Malaska, L ERA: 7.71 | (7, 1) 1.0 L 6 3 2 1 2 0 0 0 0 0 0 0 16 23 9.00 3.000 | | | | | | | | | | | | | | | | | | | |
| Travis Harper, R ERA: 3.67 | (8, 1) 1.0 5 2 1 1 0 1 0 0 0 0 0 0 12 22 9.00 3.000 | | | | | | | | | | | | | | | | | | | |

| Batter | 1 | 2 | 3 | 4 | 5 | 6 | 7 | 8 | 9 | AB | R | H | RBI | BB | SO | LOB | TOP | | | | |
|--|---|---|---|---|---|---|---|---|---|---|---|---|---|---|---|---|---|---|---|---|---|
| 13 Carl Crawford, L (1, 7) OBP: 0.309, SLG: 0.353 | 0-1 SH1-3 1B | | 1-1 FC1-6 | | 2-1 1B | | 1-0 G4-3 | | | 4 | 0 | 2 | 0 | 0 | 0 | 3 | | | | | |
| Antonio Perez, R (1, 4) OBP: 0.369, SLG: 0.418 (7, 5) | 1-0 SH1-3 | | 1-3 K | | 0-1 F9 | | 1-2 P4 | | | 3 | 0 | 0 | 0 | 0 | 1 | 4 | | | | | |
| 5 Rocco Baldelli, R (1, 8) OBP: 0.333, SLG: 0.455 | 1-2 G5-3 | | 2-3 K | | | 0-1 G5-3 | | 0-2 L8 | | 4 | 0 | 0 | 0 | 0 | 1 | 3 | | | | | |
| Aubrey Huff, L (1, 10) OBP: 0.359, SLG: 0.528 | 2-1 G4-3 | | | 3-2 G6-3 | | 0-1 F8 | | 1-3 K | | 4 | 0 | 0 | 0 | 0 | 1 | 1 | | | | | |
| Toby Hall, R (1, 2) OBP: 0.311, SLG: 0.389 | | 1-0 F9 | | 0-0 P5 | | 1-1 2B | | 0-1 G3-1 | | 4 | 0 | 1 | 0 | 0 | 0 | 0 | | | | | |
| Travis Lee, L (1, 3) OBP: 0.359, SLG: 0.466 | | 0-1 F8 | | 1-1 F7 | | 0-2 F8 | | 2-3 K | | 4 | 0 | 0 | 0 | 0 | 1 | 1 | | | | | |
| Damian Rolls, R (1, 9) OBP: 0.307, SLG: 0.412 | | 0-3 K | | | 1-0 L5 | | 2-2 G3-1 2B | | 0-3 K | 4 | 0 | 1 | 0 | 0 | 2 | 0 | | | | | |
| 18 Jared Sandberg, R (1, 5) OBP: 0.329, SLG: 0.448 Marlon Anderson, L (7, PH) OBP: 0.322, SLG: 0.394 (7, 4) | | | 0-0 13 FC1-6 1B | | 0-2 G5-3 | | 1-1 G3-1 | | | 2 | 0 | 1 | 0 | 0 | 0 | 0 | | | | | |
| Julio Lugo, R (1, 6) OBP: 0.322, SLG: 0.355 | | | 1-2 13 FC1-6 1B | | 4-2 13 1B BB | | 1-1 L1 | | | 2 | 0 | 1 | 0 | 1 | 0 | 1 | | | | | |
| Inning Stats | R: 0 E: 0 K: 0 S: 9 | H: 1 LOB: 1 BB: 0 P: 13 | R: 0 E: 0 K: 1 S: 6 | H: 0 LOB: 0 BB: 7 P: 7 | R: 0 E: 0 K: 2 S: 13 | H: 2 LOB: 2 BB: 0 P: 18 | R: 0 E: 0 K: 0 S: 6 | H: 0 LOB: 0 BB: 10 P: 10 | R: 0 E: 0 K: 0 S: 11 | H: 1 LOB: 2 BB: 1 P: 18 | R: 0 E: 0 K: 0 S: 10 | H: 1 LOB: 1 BB: 0 P: 15 | R: 0 E: 0 K: 1 S: 10 | H: 0 LOB: 0 BB: 0 P: 12 | R: 0 E: 0 K: 2 S: 8 | H: 0 LOB: 0 BB: 10 P: 10 | 1B: 4 2B: 2 3B: 0 HR: 0 | SF: 0 SAC: 1 DP: 0 HBP: 0 | WP: 0 PB: 0 SB: 2 CS: 0 | PA: 34 | |
| PITCHER | IP WLS BF H R ER SO BB IBB HBP BLK WP HR S P ERA WHIP | IP WLS BF H R ER SO BB IBB HBP BLK WP HR S P ERA WHIP | IP WLS BF H R ER SO BB IBB HBP BLK WP HR S P ERA WHIP | IP WLS BF H R ER SO BB IBB HBP BLK WP HR S P ERA WHIP | IP WLS BF H R ER SO BB IBB HBP BLK WP HR S P ERA WHIP | IP WLS BF H R ER SO BB IBB HBP BLK WP HR S P ERA WHIP | IP WLS BF H R ER SO BB IBB HBP BLK WP HR S P ERA WHIP | IP WLS BF H R ER SO BB IBB HBP BLK WP HR S P ERA WHIP | IP WLS BF H R ER SO BB IBB HBP BLK WP HR S P ERA WHIP | IP WLS BF H R ER SO BB IBB HBP BLK WP HR S P ERA WHIP | IP WLS BF H R ER SO BB IBB HBP BLK WP HR S P ERA WHIP | IP WLS BF H R ER SO BB IBB HBP BLK WP HR S P ERA WHIP | IP WLS BF H R ER SO BB IBB HBP BLK WP HR S P ERA WHIP | IP WLS BF H R ER SO BB IBB HBP BLK WP HR S P ERA WHIP | IP WLS BF H R ER SO BB IBB HBP BLK WP HR S P ERA WHIP | IP WLS BF H R ER SO BB IBB HBP BLK WP HR S P ERA WHIP | IP WLS BF H R ER SO BB IBB HBP BLK WP HR S P ERA WHIP | IP WLS BF H R ER SO BB IBB HBP BLK WP HR S P ERA WHIP | IP WLS BF H R ER SO BB IBB HBP BLK WP HR S P ERA WHIP | IP WLS BF H R ER SO BB IBB HBP BLK WP HR S P ERA WHIP | IP WLS BF H R ER SO BB IBB HBP BLK WP HR S P ERA WHIP |

Tampa Bay Devil Rays @ Kansas City Royals
Kauffman Stadium, Kansas City, MO
Sun Aug.03 2003, 1:05 PM CDT
Att: 15,870 - Cloudy - 90 F


AB 32
R 0
H 6
RBI 0
BB 1
SO 6
LOB 14



| Batter | 1 | 2 | 3 | 4 | 5 | 6 | 7 | 8 | 9 | AB | R | H | RBI | BB | SO | LOB | BOTTOM | | | | |
|---|---|---|---|---|---|---|---|---|---|---|---|---|---|---|---|---|---|---|---|---|---|
| Aaron Guiel, L (1, 9) OBP: 0.348, SLG: 0.549 | 3-2 G3 | | 3-2 IHR | | 1-0 F7 | | | 2-2 G4-3 | | 4 | 1 | 1 | 1 | 0 | 0 | 1 | | | | | |
| Joe Randa, R (1, 5) OBP: 0.311, SLG: 0.413 | 2-1 HR | | 2-2 1B | | | 3-3 K | | 1-2 G4-3 | | 4 | 1 | 2 | 1 | 0 | 1 | 1 | | | | | |
| Carlos Beltrán, S (1, 10) OBP: 0.396, SLG: 0.496 | 0-1 G5-3 | | 0-0 P4 | | | 2-1 G3 | | | | 3 | 0 | 0 | 0 | 0 | 0 | 1 | | | | | |
| Raul Ibanez, L (1, 7) OBP: 0.345, SLG: 0.477 | 1-2 P4 | | 1-2 G3 | | | 2-2 G3 | | | | 3 | 0 | 0 | 0 | 0 | 0 | 1 | | | | | |
| Ken Harvey, R (1, 3) OBP: 0.296, SLG: 0.397 | | 1-2 G4-3 | | 0-1 L1 | | | 0-0 P6 | | | 3 | 0 | 0 | 0 | 0 | 0 | 0 | | | | | |
| Desi Relaford, S (1, 4) OBP: 0.340, SLG: 0.422 | | 1-0 P5 | | 2-3 K | | | 3-1 F7 | | | 3 | 0 | 0 | 0 | 0 | 1 | 0 | | | | | |
| 4 Angel Berroa, R (1, 6) OBP: 0.345, SLG: 0.489 | | 2-0 CS BB HBP | | 3-3 K | | | 2-0 G6-3 | | | 2 | 0 | 0 | 0 | 0 | 1 | 0 | | | | | |
| Michael Tucker, L (1, 8) OBP: 0.332, SLG: 0.445 | | 4-1 BB | | | 3-2 F8 | | | 1-2 G6-3 | | 2 | 0 | 0 | 0 | 1 | 0 | 0 | | | | | |
| Brent Mayne, L (1, 2) OBP: 0.320, SLG: 0.359 | | 2-1 CS | | 0-1 P3 | | 1-2 G1-3 | | 2-1 G4-3 1B | | 3 | 0 | 1 | 0 | 0 | 0 | 0 | | | | | |
| Inning Stats | R: 1 E: 0 K: 0 S: 12 | H: 1 LOB: 0 BB: 0 P: 18 | R: 0 E: 0 K: 0 S: 8 | H: 0 LOB: 1 BB: 1 P: 18 | R: 1 E: 0 K: 0 S: 14 | H: 2 LOB: 1 BB: 0 P: 20 | R: 0 E: 0 K: 2 S: 9 | H: 0 LOB: 0 BB: 0 P: 14 | R: 0 E: 0 K: 1 S: 9 | H: 0 LOB: 0 BB: 0 P: 16 | R: 0 E: 0 K: 0 S: 4 | H: 0 LOB: 0 BB: 0 P: 9 | R: 0 E: 0 K: 0 S: 11 | H: 1 LOB: 1 BB: 0 P: 17 | R: 0 E: 0 K: 0 S: 8 | H: 0 LOB: 0 BB: 0 P: 10 | 1B: 2 2B: 0 3B: 0 HR: 2 | SF: 0 SAC: 0 DP: 0 HBP: 1 | WP: 0 PB: 0 SB: 0 CS: 1 | PA: 30 | |
| PITCHER | IP WLS BF H R ER SO BB IBB HBP BLK WP HR S P ERA WHIP | IP WLS BF H R ER SO BB IBB HBP BLK WP HR S P ERA WHIP | IP WLS BF H R ER SO BB IBB HBP BLK WP HR S P ERA WHIP | IP WLS BF H R ER SO BB IBB HBP BLK WP HR S P ERA WHIP | IP WLS BF H R ER SO BB IBB HBP BLK WP HR S P ERA WHIP | IP WLS BF H R ER SO BB IBB HBP BLK WP HR S P ERA WHIP | IP WLS BF H R ER SO BB IBB HBP BLK WP HR S P ERA WHIP | IP WLS BF H R ER SO BB IBB HBP BLK WP HR S P ERA WHIP | IP WLS BF H R ER SO BB IBB HBP BLK WP HR S P ERA WHIP | IP WLS BF H R ER SO BB IBB HBP BLK WP HR S P ERA WHIP | IP WLS BF H R ER SO BB IBB HBP BLK WP HR S P ERA WHIP | IP WLS BF H R ER SO BB IBB HBP BLK WP HR S P ERA WHIP | IP WLS BF H R ER SO BB IBB HBP BLK WP HR S P ERA WHIP | IP WLS BF H R ER SO BB IBB HBP BLK WP HR S P ERA WHIP | IP WLS BF H R ER SO BB IBB HBP BLK WP HR S P ERA WHIP | IP WLS BF H R ER SO BB IBB HBP BLK WP HR S P ERA WHIP | IP WLS BF H R ER SO BB IBB HBP BLK WP HR S P ERA WHIP | IP WLS BF H R ER SO BB IBB HBP BLK WP HR S P ERA WHIP | IP WLS BF H R ER SO BB IBB HBP BLK WP HR S P ERA WHIP | IP WLS BF H R ER SO BB IBB HBP BLK WP HR S P ERA WHIP | IP WLS BF H R ER SO BB IBB HBP BLK WP HR S P ERA WHIP |

Tampa Bay Devil Rays @ Kansas City Royals
Kauffman Stadium, Kansas City, MO
Sun Aug.03 2003, 1:05 PM CDT
Att: 15,870 - Cloudy - 90 F

AB 27
R 2
H 4
RBI 2
BB 1
SO 3
LOB 4



| Batter | 1 | 2 | 3 | 4 | 5 | 6 | 7 | 8 | 9 | AB | R | H | RBI | BB | SO | LOB | TOP | | | | | | | | | | |
|---|------------------------------|----------------------------------|-------------------------------|----------------------------------|-------------------------------|----------------------------------|-------------------------------|----------------------------------|------------------------------|---------------------------------|------------------------------|----------------------------------|------------------------------|----------------------------------|------------------------------|----------------------------------|-------------------------------|----------------------------------|----------------------------------|------------------------------------|----------------------------------|--------|--|--|--|--|--|
| 3 Reed Johnson, R OBP: 0.362, SLG: 0.442 | 3-1 FC1-5 2B | | 2-2 G6-3 | 2-3 K | | | 0-0 G5-3 | | 0-3 K | 5 | 0 | 1 | 0 | 0 | 2 | 2 | | | | | | | | | | | |
| Mike Bordick, R OBP: 0.338, SLG: 0.412 | 0-0 FC1-5 | | 1-1 1B 10 WP | 2-3 K | | | 2-1 HBP BB | | 4-2 BB E 10 | 4 | 1 | 2 | 0 | 1 | 1 | 3 | | | | | | | | | | | |
| 10 Vernon Wells, R OBP: 0.346, SLG: 0.562 | 2-1 F8 | | 4-1 1B | | | | 0-0 F7 | | 3-2 E BB | 4 | 0 | 0 | 0 | 1 | 0 | 3 | | | | | | | | | | | |
| Carlos Delgado, L OBP: 0.425, SLG: 0.607 | 3-1 G4-3 | | 1-2 BB | | | | 2-0 G6-3 | | 4-2 E | 3 | 0 | 1 | 0 | 2 | 0 | 1 | | | | | | | | | | | |
| Dave Berg, R OBP: 0.304, SLG: 0.406 | | | 1-2 1B | | | | 1-2 HBP BB | | 1-2 BB | 0 | 0 | 0 | 0 | 0 | 0 | 0 | | | | | | | | | | | |
| Josh Phelps, R OBP: 0.342, SLG: 0.424 | | 1-0 FC4-6 1B | 3-3 K | | | | 1-1 HBP | | 0-0 E6 | 4 | 0 | 1 | 1 | 0 | 1 | 5 | | | | | | | | | | | |
| Bobby Kielty, S OBP: 0.363, SLG: 0.410 | | 0-2 FC4-6 1B | 3-2 G6-3 | | | | 1-3 K | | 0-0 G6-4-3 | 5 | 0 | 0 | 0 | 0 | 1 | 10 | | | | | | | | | | | |
| Eric Hinske, L OBP: 0.321, SLG: 0.426 | | 1-1 FC6-4 1B | | 3-1 K | | | 2-3 K | | 1-0 F7 | 4 | 0 | 2 | 0 | 0 | 1 | 0 | | | | | | | | | | | |
| Tom Wilson, R OBP: 0.333, SLG: 0.420 | | 2-3 K | | 0-0 G3 | | | 4-2 BB | | 2-2 P4 | 3 | 0 | 0 | 0 | 1 | 1 | 3 | | | | | | | | | | | |
| Orlando Hudson, S OBP: 0.338, SLG: 0.396 | | 0-0 FC6-4 | | 4-2 BB | | | 1-0 G4-3 | | 0-1 G3-1 | 3 | 0 | 0 | 0 | 1 | 0 | 3 | | | | | | | | | | | |
| Inning Stats | R: 0 E: 0 K: 0 S: 7 | H: 1 LOB: 1 BB: 0 P: 15 | R: 0 E: 0 K: 1 S: 10 | H: 2 LOB: 2 BB: 0 P: 14 | R: 0 E: 0 K: 1 S: 15 | H: 2 LOB: 3 BB: 1 P: 29 | R: 0 E: 0 K: 2 S: 13 | H: 1 LOB: 0 BB: 1 P: 24 | R: 0 E: 0 K: 0 S: 5 | H: 0 LOB: 0 BB: 0 P: 9 | R: 0 E: 0 K: 2 S: 9 | H: 0 LOB: 1 BB: 1 P: 17 | R: 0 E: 0 K: 0 S: 7 | H: 1 LOB: 3 BB: 1 P: 17 | R: 0 E: 0 K: 0 S: 8 | H: 0 LOB: 0 BB: 0 P: 11 | R: 1 E: 2 K: 1 S: 14 | H: 0 LOB: 3 BB: 2 P: 25 | 1B: 5 2B: 1 3B: 1 HR: 0 | SF: 0 SAC: 0 DP: 1 HBP: 1 | WP: 1 PB: 0 SB: 0 CS: 0 | PA: 42 | | | | | |
| PITCHER | IP | WLS | BF | H | R | ER | SO | BB | IBB | HBP | BLK | WP | HR | S | P | ERA | WHIP | | | | | | | | | | |
| Victor Zambrano, R ERA: 4.14 | (1, 1) | 7.0 | W | 33 | 7 | 0 | 0 | 6 | 4 | 0 | 1 | 0 | 0 | 66 | 125 | 0.00 | 1.571 | | | | | | | | | | |
| Jesus Colome, R ERA: 4.45 | (8, 1) | 1.0 | | 3 | 0 | 0 | 0 | 0 | 0 | 0 | 0 | 0 | 0 | 8 | 11 | 0.00 | 0.000 | | | | | | | | | | |
| Chad Gaudin, R ERA: 2.7 | (9, 1) | 1.0 | | 6 | 0 | 1 | 0 | 1 | 2 | 0 | 0 | 0 | 0 | 14 | 25 | 0.00 | 2.000 | | | | | | | | | | |

Toronto Blue Jays @ Tampa Bay Devil Rays
Tropicana Field, St. Petersburg, FL
Mon Aug 04 2003, 7:15 PM EDT
Att: 8,193 - Dome - 72 F

livebaseballscorecards.com

AB 35
R 1
H 7
RBI 1
BB 6
SO 7
LOB 30



| Batter | 1 | 2 | 3 | 4 | 5 | 6 | 7 | 8 | 9 | AB | R | H | RBI | BB | SO | LOB | BOTTOM | | | | | | | | | | |
|---|------------------------------|----------------------------------|------------------------------|---------------------------------|------------------------------|---------------------------------|------------------------------|---------------------------------|-------------------------------|----------------------------------|-------------------------------|----------------------------------|------------------------------|---------------------------------|-------------------------------|----------------------------------|----------------------------------|------------------------------------|----------------------------------|--------|--|--|--|--|--|--|--|
| 13 Carl Crawford, L OBP: 0.308, SLG: 0.351 | 1-1 G3 | | 0-0 G1-3 | | | | | 0-2 FC6-4 1B | | 5 | 0 | 1 | 2 | 0 | 1 | 0 | | | | | | | | | | | |
| 5 Rocco Baldelli, R OBP: 0.333, SLG: 0.453 | 4-2 1B BB | | | 0-0 G3-6-1 1B | 2-0 G5-3 | | 1-1 G6-3 | | 0-0 FC6-4 | 4 | 0 | 1 | 0 | 1 | 0 | 3 | | | | | | | | | | | |
| Aubrey Huff, L OBP: 0.358, SLG: 0.526 | 1-0 G6-4-3 1B | | | 0-0 G3-6-1 | 0-1 F7 | | 0-1 F7 | | | 4 | 0 | 1 | 0 | 0 | 0 | 2 | | | | | | | | | | | |
| Travis Lee, L OBP: 0.358, SLG: 0.466 | 0-0 G6-4-3 | | | 3-1 F7 | | | 1-0 G4-3 1B | | 0-0 G3-1 | 4 | 1 | 1 | 0 | 0 | 0 | 2 | | | | | | | | | | | |
| Al Martin, L OBP: 0.314, SLG: 0.360 | | 1-3 K | | | 0-0 E 2B | | 3-2 G4-3 | | 1-1 18 LG 13 BB 1B | 3 | 1 | 1 | 0 | 0 | 1 | 1 | | | | | | | | | | | |
| Damian Rolls, R OBP: 0.311, SLG: 0.415 | | | | | E 2B | | 2-3 G4-3 | | 4-2 13 BB 1B | 1 | 1 | 1 | 0 | 0 | 0 | 0 | | | | | | | | | | | |
| Marlon Anderson, L OBP: 0.324, SLG: 0.364 | | 2-0 G6-3 | | | 0-2 E3 2B | | 1-0 FC4-6 1B | | 1-2 13 BB BB | 3 | 2 | 1 | 1 | 1 | 0 | 1 | | | | | | | | | | | |
| Toby Hall, R OBP: 0.311, SLG: 0.390 | | 0-1 F9 | | | 1-0 1B | | 3-H FC4-6 BB | | 0-0 F7 | 4 | 2 | 1 | 1 | 0 | 0 | 3 | | | | | | | | | | | |
| Jeff Liefer, L OBP: 0.216, SLG: 0.312 | | | | | 1-3 3-H 2B | | 4-1 K | | 3-2 L9 | 2 | 1 | 0 | 0 | 1 | 2 | 2 | | | | | | | | | | | |
| 18 Jared Sandberg, R OBP: 0.325, SLG: 0.441 | | | | | 0-3 K | | 0-0 K | | 2-3 L9 | 1 | 0 | 0 | 0 | 0 | 0 | 2 | | | | | | | | | | | |
| Julio Lugo, R OBP: 0.327, SLG: 0.368 | | | | | 1-2 G5-3 | | 0-0 13 E 1B | | 4-1 13 BB BB | 3 | 2 | 2 | 5 | 1 | 0 | 0 | | | | | | | | | | | |
| Inning Stats | R: 0 E: 0 K: 0 S: 6 | H: 1 LOB: 1 BB: 1 P: 12 | R: 0 E: 0 K: 1 S: 6 | H: 0 LOB: 0 BB: 0 P: 9 | R: 0 E: 0 K: 1 S: 7 | H: 0 LOB: 0 BB: 0 P: 9 | R: 0 E: 0 K: 0 S: 4 | H: 1 LOB: 0 BB: 0 P: 7 | R: 4 E: 2 K: 1 S: 14 | H: 3 LOB: 1 BB: 0 P: 18 | R: 4 E: 0 K: 1 S: 12 | H: 3 LOB: 1 BB: 1 P: 23 | R: 0 E: 0 K: 0 S: 5 | H: 0 LOB: 0 BB: 0 P: 6 | R: 2 E: 0 K: 0 S: 16 | H: 2 LOB: 2 BB: 2 P: 28 | 1B: 6 2B: 3 3B: 0 HR: 1 | SF: 0 SAC: 0 DP: 2 HBP: 0 | WP: 0 PB: 0 SB: 1 CS: 0 | PA: 38 | | | | | | | |
| PITCHER | IP | WLS | BF | H | R | ER | SO | BB | IBB | HBP | BLK | WP | HR | S | P | ERA | WHIP | | | | | | | | | | |
| Cory Lidle, R ERA: 5.95 | (1, 1) | 5.2 | L | 27 | 8 | 6 | 3 | 2 | 0 | 0 | 0 | 0 | 0 | 46 | 75 | 9.53 | 1.765 | | | | | | | | | | |
| Jason Kershner, L ERA: 3.62 | (6, 1) | 1.1 | | 4 | 0 | 0 | 0 | 1 | 0 | 0 | 0 | 0 | 0 | 8 | 9 | 0.00 | 0.000 | | | | | | | | | | |
| Tanyon Sturtze, R ERA: 6.22 | (8, 1) | 1.0 | | 7 | 2 | 2 | 0 | 2 | 0 | 0 | 0 | 0 | 0 | 16 | 28 | 18.00 | 4.000 | | | | | | | | | | |

Toronto Blue Jays @ Tampa Bay Devil Rays
Tropicana Field, St. Petersburg, FL
Mon Aug 04 2003, 7:15 PM EDT
Att: 8,193 - Dome - 72 F

livebaseballscorecards.com

AB 34
R 10
H 10
RBI 9
BB 4
SO 4
LOB 16



| Batter | 1 | 2 | 3 | 4 | 5 | 6 | 7 | 8 | 9 | 10 | AB | R | H | RBI | BB | SO | LOB | TOP | | | | | | |
|---|-------------------------------|----------------------------------|-------------------------------|----------------------------------|------------------------------|----------------------------------|------------------------------|----------------------------------|------------------------------|----------------------------------|------------------------------|----------------------------------|------------------------------|----------------------------------|-------------------------------|----------------------------------|-------------------------------|----------------------------------|------------------------------|---------------------------------|----------------------------------|------------------------------------|----------------------------------|--------|
| 3 Reed Johnson, R OBP: 0.363, SLG: 0.439 | | | | | | | | | | | 4 | 1 | 1 | 0 | 0 | 1 | 4 | | | | | | | |
| Mike Bordick, R OBP: 0.339, SLG: 0.412 | | | | | | | | | | | 5 | 0 | 2 | 0 | 0 | 0 | 4 | | | | | | | |
| 10 Vernon Wells, R OBP: 0.345, SLG: 0.559 | | | | | | | | | | | 5 | 0 | 1 | 0 | 0 | 1 | 3 | | | | | | | |
| Carlos Delgado, L OBP: 0.425, SLG: 0.604 | | | | | | | | | | | 2 | 1 | 0 | 1 | 1 | 1 | 0 | | | | | | | |
| Eric Hinske, L OBP: 0.325, SLG: 0.429 | | | | | | | | | | | 3 | 1 | 1 | 0 | 2 | 0 | 2 | | | | | | | |
| Orlando Hudson, S OBP: 0.333, SLG: 0.391 | | | | | | | | | | | 5 | 0 | 0 | 0 | 0 | 1 | 8 | | | | | | | |
| Bobby Kielty, S OBP: 0.363, SLG: 0.408 | | | | | | | | | | | 4 | 1 | 1 | 0 | 1 | 1 | 0 | | | | | | | |
| Dave Berg, R OBP: 0.313, SLG: 0.407 | | | | | | | | | | | | 2 | 0 | 1 | 0 | 1 | 0 | | | | | | | |
| Josh Phelps, R OBP: 0.340, SLG: 0.421 | | | | | | | | | | | | 2 | 0 | 0 | 1 | 0 | 1 | 2 | | | | | | |
| Tom Wilson, R OBP: 0.335, SLG: 0.424 | | | | | | | | | | | 5 | 0 | 2 | 2 | 0 | 1 | 3 | | | | | | | |
| Inning Stats | R: 1 E: 0 K: 0 S: 15 | H: 3 LOB: 2 BB: 0 P: 26 | R: 0 E: 0 K: 1 S: 11 | H: 1 LOB: 2 BB: 1 P: 20 | R: 0 E: 0 K: 1 S: 9 | H: 0 LOB: 1 BB: 1 P: 16 | R: 0 E: 0 K: 1 S: 9 | H: 1 LOB: 1 BB: 0 P: 12 | R: 0 E: 0 K: 1 S: 8 | H: 0 LOB: 0 BB: 0 P: 10 | R: 0 E: 0 K: 1 S: 8 | H: 0 LOB: 0 BB: 0 P: 15 | R: 0 E: 0 K: 1 S: 9 | H: 1 LOB: 2 BB: 0 P: 14 | R: 3 E: 0 K: 1 S: 11 | H: 2 LOB: 1 BB: 1 P: 22 | R: 0 E: 0 K: 0 S: 10 | H: 1 LOB: 2 BB: 2 P: 23 | R: 0 E: 0 K: 1 S: 7 | H: 0 LOB: 0 BB: 0 P: 9 | 1B: 7 2B: 2 3B: 0 HR: 0 | SF: 1 SAC: 0 DP: 1 HBP: 2 | WP: 2 PB: 0 SB: 0 CS: 0 | PA: 45 |
| PITCHER | IP | WLS | BF | H | R | ER | SO | BB | IBB | HBP | BLK | WP | HR | S | P | ERA | WHIP | | | | | | | |
| Jorge Sosa, R ERA: 4.54 | (1, 1) | 7.0 | | 6 | 1 | 1 | 6 | 2 | 0 | 1 | 0 | 0 | 0 | 6 | 113 | 1.29 | 1.143 | | | | | | | |
| Lance Carter, R ERA: 4.89 | (8, 1) | 0.1 | H | 4 | 1 | 3 | 3 | 1 | 0 | 1 | 0 | 0 | 0 | 6 | 14 | 81.00 | 3.000 | | | | | | | |
| Travis Harper, R ERA: 3.62 | (8, 1) | 1.0 | B | 6 | 2 | 0 | 0 | 0 | 1 | 0 | 0 | 1 | 0 | 9 | 20 | 0.00 | 2.000 | | | | | | | |
| Mark Malaska, L ERA: 6.75 | (9, 1) | 0.2 | | 2 | 0 | 0 | 0 | 1 | 0 | 0 | 0 | 0 | 0 | 6 | 11 | 0.00 | 1.500 | | | | | | | |
| Jesus Colome, R ERA: 4.38 | (10, 1) | 1.0 | W | 3 | 0 | 0 | 0 | 1 | 0 | 0 | 0 | 0 | 0 | 7 | 9 | 0.00 | 0.000 | | | | | | | |

Toronto Blue Jays @ Tampa Bay Devil Rays
Tropicana Field, St. Petersburg, FL
Tue Aug 05 2003, 7:15 PM EDT
Att: 9,566 - Dome - 72 F

AB 37
R 4
H 9
RBI 4
BB 5
SO 8
LOB 26



| Batter | 1 | 2 | 3 | 4 | 5 | 6 | 7 | 8 | 9 | 10 | AB | R | H | RBI | BB | SO | LOB | BOTTOM | | | | | | | |
|---|------------------------------|----------------------------------|-------------------------------|----------------------------------|------------------------------|----------------------------------|------------------------------|----------------------------------|-------------------------------|----------------------------------|-------------------------------|----------------------------------|-------------------------------|----------------------------------|------------------------------|----------------------------------|-------------------------------|----------------------------------|------------------------------|----------------------------------|----------------------------------|------------------------------------|----------------------------------|--------|--|
| 13 Carl Crawford, L OBP: 0.304, SLG: 0.347 | | | | | | | | | | | 5 | 0 | 0 | 0 | 0 | 1 | 4 | | | | | | | | |
| Julio Lugo, R OBP: 0.325, SLG: 0.366 | | | | | | | | | | | 5 | 0 | 1 | 0 | 0 | 2 | 0 | | | | | | | | |
| 5 Rocco Baldelli, R OBP: 0.330, SLG: 0.447 | | | | | | | | | | | 5 | 1 | 0 | 0 | 0 | 2 | 1 | | | | | | | | |
| Aubrey Huff, L OBP: 0.358, SLG: 0.523 | | | | | | | | | | | 4 | 0 | 1 | 0 | 1 | 0 | 0 | | | | | | | | |
| Toby Hall, R OBP: 0.306, SLG: 0.384 | | | | | | | | | | | 5 | 1 | 0 | 0 | 0 | 0 | 3 | | | | | | | | |
| Travis Lee, L OBP: 0.361, SLG: 0.479 | | | | | | | | | | | 5 | 1 | 3 | 2 | 0 | 0 | 1 | | | | | | | | |
| Damian Rolls, R OBP: 0.314, SLG: 0.413 | | | | | | | | | | | 3 | 1 | 1 | 0 | 1 | 0 | 1 | | | | | | | | |
| 18 Jared Sandberg, R OBP: 0.316, SLG: 0.429 | | | | | | | | | | | 2 | 0 | 0 | 0 | 0 | 1 | 0 | | | | | | | | |
| Marlon Anderson, L OBP: 0.325, SLG: 0.364 | | | | | | | | | | | 2 | 1 | 1 | 1 | 0 | 0 | 2 | | | | | | | | |
| Antonio Perez, R OBP: 0.368, SLG: 0.409 | | | | | | | | | | | 2 | 0 | 0 | 1 | 1 | 2 | 0 | | | | | | | | |
| Al Martin, L OBP: 0.318, SLG: 0.363 | | | | | | | | | | | 1 | 0 | 1 | 1 | 0 | 0 | 0 | | | | | | | | |
| Inning Stats | R: 0 E: 0 K: 1 S: 9 | H: 0 LOB: 0 BB: 0 P: 13 | R: 0 E: 0 K: 0 S: 11 | H: 1 LOB: 1 BB: 0 P: 18 | R: 0 E: 0 K: 1 S: 9 | H: 0 LOB: 0 BB: 0 P: 12 | R: 0 E: 0 K: 1 S: 8 | H: 0 LOB: 0 BB: 0 P: 12 | R: 1 E: 0 K: 1 S: 11 | H: 1 LOB: 1 BB: 0 P: 15 | R: 0 E: 0 K: 2 S: 12 | H: 1 LOB: 1 BB: 0 P: 18 | R: 1 E: 0 K: 0 S: 13 | H: 2 LOB: 3 BB: 1 P: 22 | R: 0 E: 0 K: 2 S: 8 | H: 0 LOB: 0 BB: 0 P: 10 | R: 2 E: 0 K: 0 S: 18 | H: 2 LOB: 1 BB: 1 P: 29 | R: 1 E: 1 K: 0 S: 6 | H: 1 LOB: 2 BB: 1 P: 13 | 1B: 6 2B: 1 3B: 0 HR: 1 | SF: 0 SAC: 0 DP: 0 HBP: 0 | WP: 0 PB: 0 SB: 1 CS: 0 | PA: 42 | |
| PITCHER | IP | WLS | BF | H | R | ER | SO | BB | IBB | HBP | BLK | WP | HR | S | P | ERA | WHIP | | | | | | | | |
| Mark Hendrickson, L ERA: 5.31 | (1, 1) | 6.1 | | 4 | 2 | 2 | 6 | 0 | 0 | 0 | 0 | 0 | 0 | 2 | 2 | 2.84 | 0.632 | | | | | | | | |
| Trevor Miller, L ERA: 4.21 | (7, 1) | 0.1 | | 0 | 0 | 0 | 0 | 0 | 0 | 0 | 0 | 0 | 0 | 2 | 2 | 0.00 | 0.000 | | | | | | | | |
| Aquino Lopez, R ERA: 4.02 | (7, 1) | 0.0 | | 1 | 1 | 0 | 0 | 0 | 0 | 0 | 0 | 0 | 0 | 2 | 3 | 0.00 | 0.000 | | | | | | | | |
| Jason Kershner, L ERA: 3.58 | (7, 1) | 0.1 | | 3 | 0 | 0 | 0 | 0 | 0 | 0 | 0 | 0 | 0 | 4 | 10 | 0.00 | 3.000 | | | | | | | | |
| Scott Service, R ERA: 4.76 | (8, 1) | 1.0 | H | 3 | 0 | 0 | 2 | 0 | 0 | 0 | 0 | 0 | 0 | 8 | 10 | 0.00 | 0.000 | | | | | | | | |
| PITCHER | IP | WLS | BF | H | R | ER | SO | BB | IBB | HBP | BLK | WP | HR | S | P | ERA | WHIP | | | | | | | | |
| Cliff Politte, R ERA: 6.27 | (9, 1) | 0.2 | | 0 | 2 | 2 | 0 | 1 | 0 | 0 | 0 | 0 | 0 | 0 | 0 | 16 | 27.00 | 4.500 | | | | | | | |
| Juan Acevedo, R ERA: 6.57 | (9, 1) | 1.0 | L | 6 | 1 | 1 | 0 | 0 | 1 | 0 | 0 | 0 | 0 | 8 | 16 | 0.00 | 2.000 | | | | | | | | |

Toronto Blue Jays @ Tampa Bay Devil Rays
Tropicana Field, St. Petersburg, FL
Tue Aug 05 2003, 7:15 PM EDT
Att: 9,566 - Dome - 72 F

AB 39
R 5
H 8
RBI 5
BB 3
SO 8
LOB 12



| Batter | 1 | 2 | 3 | 4 | 5 | 6 | 7 | 8 | 9 | AB R H RBI BB SO LOB | TOP | | | | | | | | | | | |
|---|---|----------------------------------|------------------------------|----------------------------------|------------------------------|---------------------------------|-------------------------------|----------------------------------|-------------------------------|----------------------------------|---|----------------------------------|---|----------------------------------|------------------------------|----------------------------------|-------------------------------|----------------------------------|----------------------------------|------------------------------------|-------------------------|--------|
| 3 Reed Johnson, R OBP: 0.360, SLG: 0.432 | P3 | | F9 | | K | | | | K | 4 0 0 0 1 2 0 | Toronto Blue Jays @ Tampa Bay Devil Rays Tropicana Field, St. Petersburg, FL Wed Aug 06 2003, 2:15 PM EDT Alt. 9:430 - Dome - 72 F AB 37 R 7 H 10 RBI 6 BB 6 SO 10 LOB 20 | | | | | | | | | | | |
| Mike Bordick, R OBP: 0.336, SLG: 0.407 | P4 | | | F8 | P3 | | | | BB | 5 1 1 0 0 1 2 | | | | | | | | | | | | |
| 10 Vernon Wells, R OBP: 0.347, SLG: 0.558 | K | | | | | | | | | 4 1 2 0 1 1 0 | | | | | | | | | | | | |
| Carlos Delgado, L OBP: 0.424, SLG: 0.600 | | | | | | | | | | 3 0 0 0 2 0 1 | | | | | | | | | | | | |
| Josh Phelps, R OBP: 0.344, SLG: 0.435 | | | | | | | | | | 5 1 3 1 0 2 4 | | | | | | | | | | | | |
| Eric Hinske, L OBP: 0.323, SLG: 0.423 | | | | | | | | | | 4 1 0 1 1 2 4 | | | | | | | | | | | | |
| Bobby Kielty, S OBP: 0.364, SLG: 0.415 | | | | | | | | | | 4 1 1 2 1 0 6 | | | | | | | | | | | | |
| Tom Wilson, R OBP: 0.336, SLG: 0.425 | | | | | | | | | | 4 1 2 0 0 1 1 | | | | | | | | | | | | |
| Dave Berg, R OBP: 0.311, SLG: 0.429 | | | | | | | | | | 4 1 1 2 0 1 2 | | | | | | | | | | | | |
| Inning Stats | R: 0 E: 0 K: 1 S: 9 | H: 0 LOB: 0 BB: 0 P: 13 | R: 0 E: 0 K: 2 S: 8 | H: 0 LOB: 1 BB: 1 P: 18 | R: 0 E: 0 K: 1 S: 5 | H: 0 LOB: 0 BB: 0 P: 6 | R: 1 E: 1 K: 1 S: 15 | H: 2 LOB: 2 BB: 0 P: 22 | R: 2 E: 0 K: 1 S: 12 | H: 2 LOB: 1 BB: 1 P: 19 | R: 2 E: 0 K: 2 S: 15 | H: 3 LOB: 2 BB: 1 P: 32 | R: 1 E: 0 K: 0 S: 9 | H: 1 LOB: 0 BB: 0 P: 13 | R: 0 E: 0 K: 0 S: 6 | H: 0 LOB: 0 BB: 1 P: 14 | R: 1 E: 0 K: 2 S: 14 | H: 2 LOB: 3 BB: 2 P: 29 | 1B: 7 2B: 0 3B: 0 HR: 3 | SF: 0 SAC: 0 DP: 1 HBP: 0 | WP: 0 PB: 0 CS: 0 | PA: 43 |
| PITCHER | IP WLS BF H R ER SO BB IBB HBP BLK WP HR S P ERA WHIP | | | | | | | | | | | PITCHER | IP WLS BF H R ER SO BB IBB HBP BLK WP HR S P ERA WHIP | | | | | | | | | |
| Joe Kennedy, L ERA: 6.47 | (1, 1) 5.2 L 28 7 5 4 7 3 0 0 0 0 2 61 104 6.35 1.765 | | | | | | | | | | | | | | | | | | | | | |
| Brandon Backe, R ERA: 4.61 | (6, 1) 3.1 15 3 2 2 3 3 0 0 0 0 1 32 62 5.40 1.800 | | | | | | | | | | | | | | | | | | | | | |

| Batter | 1 | 2 | 3 | 4 | 5 | 6 | 7 | 8 | 9 | AB R H RBI BB SO LOB | BOTTOM | | | | | | | | | | | |
|--|---|---------------------------------|------------------------------|----------------------------------|-------------------------------|----------------------------------|-------------------------------|----------------------------------|------------------------------|---------------------------------|---|----------------------------------|---|----------------------------------|------------------------------|----------------------------------|------------------------------|----------------------------------|----------------------------------|------------------------------------|-------------------------|--------|
| 13 Carl Crawford, L OBP: 0.306, SLG: 0.349 | G4-3 | | | | | | | | | 4 0 2 1 0 0 0 | Toronto Blue Jays @ Tampa Bay Devil Rays Tropicana Field, St. Petersburg, FL Wed Aug 06 2003, 2:15 PM EDT Alt. 9:430 - Dome - 72 F AB 35 R 3 H 9 RBI 3 BB 0 SO 6 LOB 11 | | | | | | | | | | | |
| Al Martin, L OBP: 0.317, SLG: 0.361 | G6-3 | | | | | | | | | 4 0 1 0 0 0 1 | | | | | | | | | | | | |
| Aubrey Huff, L OBP: 0.357, SLG: 0.521 | G1-3 | | | | | | | | | 4 0 1 0 0 1 2 | | | | | | | | | | | | |
| Travis Lee, L OBP: 0.360, SLG: 0.477 | | | | | | | | | | 4 1 1 0 0 0 1 | | | | | | | | | | | | |
| Damian Rolls, R OBP: 0.317, SLG: 0.420 | | | | | | | | | | 4 1 2 1 0 1 1 | | | | | | | | | | | | |
| Marlon Anderson, L OBP: 0.322, SLG: 0.361 | | | | | | | | | | 3 0 0 0 0 1 2 | | | | | | | | | | | | |
| Javier Valentin, S OBP: 0.269, SLG: 0.404 | | | | | | | | | | 4 0 1 1 0 0 1 | | | | | | | | | | | | |
| Jeff Liefer, L OBP: 0.217, SLG: 0.319 | | | | | | | | | | 4 1 1 0 0 3 1 | | | | | | | | | | | | |
| Julio Lugo, R OBP: 0.322, SLG: 0.361 | | | | | | | | | | 4 0 0 0 0 0 2 | | | | | | | | | | | | |
| Inning Stats | R: 0 E: 0 K: 0 S: 5 | H: 0 LOB: 0 BB: 0 P: 6 | R: 0 E: 1 K: 1 S: 7 | H: 1 LOB: 0 BB: 0 P: 12 | R: 0 E: 0 K: 2 S: 12 | H: 2 LOB: 2 BB: 0 P: 19 | R: 2 E: 0 K: 1 S: 16 | H: 3 LOB: 1 BB: 0 P: 17 | R: 0 E: 0 K: 0 S: 4 | H: 0 LOB: 0 BB: 0 P: 6 | R: 0 E: 0 K: 0 S: 9 | H: 0 LOB: 0 BB: 0 P: 14 | R: 1 E: 0 K: 0 S: 7 | H: 2 LOB: 1 BB: 0 P: 10 | R: 0 E: 0 K: 1 S: 8 | H: 1 LOB: 1 BB: 0 P: 10 | R: 0 E: 0 K: 1 S: 8 | H: 0 LOB: 0 BB: 0 P: 12 | 1B: 6 2B: 3 3B: 0 HR: 0 | SF: 0 SAC: 1 DP: 0 HBP: 0 | WP: 1 PB: 0 CS: 0 | PA: 36 |
| PITCHER | IP WLS BF H R ER SO BB IBB HBP BLK WP HR S P ERA WHIP | | | | | | | | | | | PITCHER | IP WLS BF H R ER SO BB IBB HBP BLK WP HR S P ERA WHIP | | | | | | | | | |
| 32 Roy Halladay, R ERA: 3.4 | (1, 1) 9.0 W 36 9 3 3 6 0 0 0 0 1 0 76 106 3.00 1.000 | | | | | | | | | | | | | | | | | | | | | |

| Batter | 1 | 2 | 3 | 4 | 5 | 6 | 7 | 8 | 9 | AB | R | H | RBI | BB | SO | LOB | TOP | | |
|---|--------------------------------------|---------------------------------|---------------------------------------|--------------------------|--------------------------------------|--------------------------|---------------------------------------|--------------------------|---------------------------------------|----------------------------------|---------------------------------------|----------------------------------|--------------------------------------|----------------------------------|--------------------------------------|----------------------------------|----------------------------------|------------------------------------|-----------------------------------|
| Aaron Guiel, L OBP: 0.348, SLG: 0.531 (1, 9) | F8 | | F8 | | G6-3 | | F7 | | G4-3 | 5 | 0 | 0 | 0 | 0 | 0 | 1 | | | |
| Joe Randa, R OBP: 0.312, SLG: 0.405 (1, 10) | F9 | | HBP | | 2B | | G5-3 | | | 3 | 0 | 1 | 0 | 0 | 0 | 0 | | | |
| Carlos Beltrán, S OBP: 0.388, SLG: 0.486 (1, 8) | F8 | | F8 | | F9 | | E4 | | | 4 | 0 | 0 | 0 | 0 | 0 | 3 | | | |
| Raul Ibanez, L OBP: 0.345, SLG: 0.472 (1, 7) | | FC5-4 | | 2B | | | F7 | | | 3 | 1 | 2 | 0 | 1 | 0 | 1 | | | |
| Ken Harvey, R OBP: 0.304, SLG: 0.405 (1, 3) | FC5-4 | | 1B | BB | 2B | | F9 | | K | 4 | 1 | 1 | 1 | 0 | 1 | 3 | | | |
| Desi Relaford, S OBP: 0.343, SLG: 0.419 (1, 5) | K | | | | | | F7 | | G6-3 | 4 | 0 | 1 | 0 | 0 | 1 | 1 | | | |
| 4 Angel Berroa, R OBP: 0.347, SLG: 0.490 (1, 6) | K2-3 | | | | 1B | | E6 | | F7 | 4 | 0 | 2 | 1 | 0 | 1 | 1 | | | |
| Brent Mayne, L OBP: 0.320, SLG: 0.350 (1, 2) | | | | | 1B | | L4-6 | | | | | | | | | | | | |
| Carlos Febles, R OBP: 0.300, SLG: 0.260 (1, 4) | | | | | 1B | | | | G4-3 | 2 | 0 | 0 | 0 | 2 | 0 | 2 | | | |
| Inning Stats | R: 0 H: 0 E: 0 K: 0 S: 5 | H: 0 LOB: 0 BB: 0 P: 9 | R: 0 H: 1 E: 0 K: 2 S: 12 | LOB: 1 BB: 0 P: 14 | R: 0 H: 0 E: 0 K: 0 S: 6 | LOB: 2 BB: 1 P: 13 | R: 2 H: 3 E: 0 K: 0 S: 14 | LOB: 1 BB: 1 P: 23 | R: 0 H: 2 E: 0 K: 0 S: 10 | H: 1 LOB: 1 BB: 1 P: 10 | R: 0 H: 0 E: 1 K: 0 S: 10 | H: 0 LOB: 1 BB: 0 P: 17 | R: 0 H: 0 E: 0 K: 1 S: 8 | H: 0 LOB: 0 BB: 0 P: 11 | R: 0 H: 0 E: 0 K: 1 S: 9 | H: 0 LOB: 0 BB: 0 P: 11 | 1B: 5 2B: 3 3B: 0 HR: 0 | SF: 0 SAC: 0 DP: 2 HBP: 1 | WP: 0 PA: 37 SB: 0 CS: 1 |
| PITCHER | IP | WLS | BF | H | R | ER | SO | BB | IBB | HBP | BLK | WP | HR | S | P | ERA | WHIP | | |
| Rob Bell, R ERA: 6.27 (1, 1) | 7.0 | | 31 | 7 | 2 | 2 | 2 | 3 | 0 | 1 | 0 | 0 | 0 | 61 | 100 | 2.57 | 1.429 | | |
| Chad Gaudin, R ERA: 1.69 (8, 1) | 2.0 | W | 6 | 0 | 0 | 0 | 2 | 0 | 0 | 0 | 0 | 0 | 0 | 17 | 22 | 0.00 | 0.000 | | |

Kansas City Royals @ Tampa Bay Devil Rays
Tropicana Field, St. Petersburg, FL
Thu Aug 07 2003, 7:15 PM EDT
Att: 8,834 - Dome - 72 F

livebaseballscorecards.com

AB 33
R 2
H 7
RBI 2
BB 3
SO 4
LOB 17



| Batter | 1 | 2 | 3 | 4 | 5 | 6 | 7 | 8 | 9 | AB | R | H | RBI | BB | SO | LOB | BOTTOM | | | | |
|--|--------------------------------------|----------------------------------|---------------------------------------|--------------------------|---------------------------------------|--------------------------|--------------------------------------|--------------------------|---------------------------------------|----------------------------------|---------------------------------------|----------------------------------|---------------------------------------|----------------------------------|--------------------------------------|----------------------------------|---------------------------------------|--------------------------|----------------------------------|------------------------------------|-----------------------------------|
| 13 Carl Crawford, L OBP: 0.303, SLG: 0.345 (1, 7) | P3 | | L8 | | K | | K | | | 4 | 0 | 0 | 0 | 0 | 2 | 3 | | | | | |
| Antonio Perez, R OBP: 0.387, SLG: 0.400 (1, 4) | L7 | | | | | | | | | 2 | 0 | 0 | 0 | 1 | 1 | 1 | | | | | |
| Marlon Anderson, L OBP: 0.324, SLG: 0.361 (6, 4) | | | | | | | | | | 0 | 0 | 0 | 0 | 1 | 0 | 0 | | | | | |
| 5 Rocco Baldelli, R OBP: 0.327, SLG: 0.443 (1, 8) | K | | F9 | | | | | | | 4 | 0 | 0 | 0 | 0 | 1 | 3 | | | | | |
| Aubrey Huff, L OBP: 0.357, SLG: 0.518 (1, 10) | | F7 | | | F7 | | | | | 4 | 0 | 1 | 0 | 0 | 0 | 1 | | | | | |
| Toby Hall, R OBP: 0.308, SLG: 0.386 (1, 2) | | | | | | | | | | | | | | | | | | | | | |
| Brandon Backe, R (9, PR) | | 1B | | | F8 | | F8 | | | 4 | 0 | 2 | 0 | 0 | 0 | 2 | | | | | |
| Travis Lee, L OBP: 0.359, SLG: 0.474 (1, 3) | | | | | | | | | | 0 | 1 | 0 | 0 | 0 | 0 | 0 | | | | | |
| Damian Rolls, R OBP: 0.313, SLG: 0.414 (1, 9) | | | | | | | | | | 4 | 1 | 1 | 0 | 0 | 1 | 4 | | | | | |
| 18 Jared Sandberg, R OBP: 0.305, SLG: 0.411 (1, 5) | | | | | | | | | | 3 | 0 | 0 | 0 | 0 | 3 | 0 | | | | | |
| Al Martin, L OBP: 0.320, SLG: 0.375 (9, PH) | | | | | | | | | | 1 | 1 | 1 | 2 | 0 | 0 | 0 | | | | | |
| Julio Lugo, R OBP: 0.329, SLG: 0.365 (1, 6) | | | | | | | | | | 2 | 0 | 2 | 1 | 1 | 0 | 0 | | | | | |
| Inning Stats | R: 0 H: 0 E: 0 K: 1 S: 7 | H: 1 LOB: 1 BB: 0 P: 12 | R: 0 H: 1 E: 0 K: 1 S: 18 | LOB: 0 BB: 0 P: 28 | R: 0 H: 0 E: 0 K: 1 S: 13 | LOB: 2 BB: 1 P: 20 | R: 0 H: 1 E: 0 K: 0 S: 9 | LOB: 1 BB: 0 P: 13 | R: 0 H: 1 E: 0 K: 0 S: 10 | H: 1 LOB: 1 BB: 0 P: 14 | R: 0 H: 1 E: 0 K: 0 S: 12 | H: 1 LOB: 1 BB: 0 P: 16 | R: 0 H: 0 E: 0 K: 0 S: 11 | H: 0 LOB: 0 BB: 1 P: 18 | R: 0 H: 0 E: 0 K: 0 S: 4 | H: 0 LOB: 1 BB: 1 P: 11 | R: 3 H: 3 E: 1 K: 0 S: 12 | LOB: 1 BB: 0 P: 15 | 1B: 6 2B: 0 3B: 1 HR: 0 | SF: 0 SAC: 1 DP: 2 HBP: 1 | WP: 0 PA: 36 SB: 0 CS: 0 |
| PITCHER | IP | WLS | BF | H | R | ER | SO | BB | IBB | HBP | BLK | WP | HR | S | P | ERA | WHIP | | | | |
| Darrell May, L ERA: 3.65 (1, 1) | 6.0 | | 24 | 4 | 0 | 0 | 6 | 1 | 0 | 1 | 0 | 0 | 0 | 11 | 18 | 0.00 | 0.833 | | | | |
| Jason Grimsley, R ERA: 4.42 (7, 1) | 1.0 | H | 4 | 0 | 0 | 0 | 3 | 1 | 0 | 0 | 0 | 0 | 0 | 4 | 11 | 0.00 | 1.000 | | | | |
| Curt Leskanic, R ERA: 2.09 (8, 1) | 1.0 | H | 3 | 0 | 0 | 0 | 0 | 1 | 0 | 0 | 0 | 0 | 0 | 4 | 11 | 0.00 | 1.000 | | | | |
| Mike MacDougal, R ERA: 4.31 (9, 1) | 0.1 | L | 5 | 3 | 3 | 2 | 0 | 0 | 0 | 0 | 0 | 0 | 0 | 12 | 15 | 54.00 | 9.000 | | | | |

Kansas City Royals @ Tampa Bay Devil Rays
Tropicana Field, St. Petersburg, FL
Thu Aug 07 2003, 7:15 PM EDT
Att: 8,834 - Dome - 72 F

livebaseballscorecards.com

AB 31
R 3
H 7
RBI 3
BB 3
SO 9
LOB 16




| Batter | 1 | 2 | 3 | 4 | 5 | 6 | 7 | 8 | 9 | AB | R | H | RBI | BB | SO | LOB | TOP | | | | | |
|---|---|----------------------------------|------------------------------|---------------------------------|-------------------------------|----------------------------------|------------------------------|----------------------------------|------------------------------|----------------------------------|-------------------------------|----------------------------------|------------------------------|----------------------------------|-------------------------------|----------------------------------|---|-------------------------------|----------------------------------|----------------------------------|------------------------------------|----------------------------------|
| Aaron Quiel, L (1, 9) OBP: 0.346, SLG: 0.525 | | | | | | | | | | 4 | 0 | 1 | 0 | 0 | 1 | 0 | Kansas City Royals @ Tampa Bay Devil Rays Tropicana Field, St. Petersburg, FL Fri Aug 08 2003, 7:15 PM EDT Alt. 9:381 - Dome - 72 F livebaseballscorecards.com | | | | | |
| Joe Randa, R (1, 5) OBP: 0.315, SLG: 0.408 Julius Matos, R (7, 5) OBP: 0.286, SLG: 0.429 | | | | | | | | | | 2 | 0 | 1 | 0 | 1 | 0 | 0 | | | | | | |
| Carlos Beltrán, S (1, 8) OBP: 0.384, SLG: 0.481 | | | | | | | | | | 4 | 0 | 0 | 0 | 0 | 1 | 4 | | | | | | |
| Raul Ibanez, L (1, 7) OBP: 0.346, SLG: 0.471 | | | | | | | | | | 3 | 0 | 1 | 0 | 1 | 1 | 1 | | | | | | |
| 29 Mike Sweeney, R (1, 10) OBP: 0.437, SLG: 0.534 | | | | | | | | | | 4 | 0 | 1 | 0 | 0 | 0 | 3 | | | | | | |
| Desi Relaford, S (1, 4) OBP: 0.340, SLG: 0.414 | | | | | | | | | | 4 | 0 | 0 | 0 | 0 | 1 | 2 | | | | | | |
| Ken Harvey, R (1, 3) OBP: 0.303, SLG: 0.402 | | | | | | | | | | 3 | 0 | 0 | 0 | 1 | 0 | 1 | | | | | | |
| 4 Angel Berroa, R (1, 6) OBP: 0.344, SLG: 0.486 | | | | | | | | | | 3 | 0 | 0 | 0 | 0 | 0 | 1 | | | | | | |
| Brent Mayne, L (1, 2) OBP: 0.317, SLG: 0.346 | | | | | | | | | | 3 | 0 | 0 | 0 | 0 | 0 | 1 | | | | | | |
| Inning Stats | R: 0 E: 1 K: 1 S: 10 | H: 0 LOB: 1 BB: 0 P: 15 | R: 0 E: 0 K: 0 S: 4 | H: 0 LOB: 0 BB: 0 P: 6 | R: 0 E: 0 K: 0 S: 11 | H: 1 LOB: 2 BB: 1 P: 24 | R: 0 E: 0 K: 1 S: 7 | H: 1 LOB: 1 BB: 0 P: 12 | R: 0 E: 0 K: 0 S: 7 | H: 0 LOB: 0 BB: 0 P: 13 | R: 0 E: 0 K: 1 S: 12 | H: 1 LOB: 2 BB: 1 P: 24 | R: 0 E: 0 K: 1 S: 5 | H: 0 LOB: 1 BB: 1 P: 11 | R: 0 E: 0 K: 1 S: 10 | H: 1 LOB: 1 BB: 0 P: 17 | | R: 0 E: 0 K: 1 S: 12 | H: 1 LOB: 1 BB: 0 P: 18 | 1B: 3 2B: 2 3B: 0 HR: 0 | SF: 0 SAC: 0 DP: 1 HBP: 0 | WP: 0 PB: 0 SB: 0 CS: 1 |
| PITCHER | IP WLS BF H R ER SO BB IBB HBP BLK WP HR S P ERA WHIP | | | | | | | | | | | | | | | | | | | | | |
| Geremi Gonzalez, R (1, 1) ERA: 3.46 | 8.0 W 30 3 0 0 4 3 0 0 0 0 0 0 66 122 0.00 0.750 | | | | | | | | | | | | | | | | | | | | | |
| Jesus Colome, R (9, 1) ERA: 4.31 | 1.0 4 1 0 0 1 0 0 0 0 0 0 0 12 18 0.00 1.000 | | | | | | | | | | | | | | | | | | | | | |

| Batter | 1 | 2 | 3 | 4 | 5 | 6 | 7 | 8 | 9 | AB | R | H | RBI | BB | SO | LOB | BOTTOM | | | | | |
|--|---|----------------------------------|-------------------------------|----------------------------------|------------------------------|---------------------------------|------------------------------|----------------------------------|------------------------------|----------------------------------|------------------------------|----------------------------------|------------------------------|----------------------------------|------------------------------|---------------------------------|---|-------------------------------|---------------------------------|----------------------------------|------------------------------------|----------------------------------|
| 13 Carl Crawford, L (1, 7) OBP: 0.300, SLG: 0.341 | | | | | | | | | | 5 | 0 | 0 | 0 | 0 | 0 | 5 | Kansas City Royals @ Tampa Bay Devil Rays Tropicana Field, St. Petersburg, FL Fri Aug 08 2003, 7:15 PM EDT Alt. 9:381 - Dome - 72 F livebaseballscorecards.com | | | | | |
| Antonio Perez, R (1, 4) OBP: 0.363, SLG: 0.394 | | | | | | | | | | 4 | 1 | 1 | 0 | 0 | 0 | 3 | | | | | | |
| Aubrey Huff, L (1, 9) OBP: 0.359, SLG: 0.519 18 Jared Sandberg, R (9, 5) OBP: 0.305, SLG: 0.411 | | | | | | | | | | 3 | 1 | 1 | 1 | 1 | 0 | 2 | | | | | | |
| 5 Rocco Baldelli, R (1, 8) OBP: 0.326, SLG: 0.442 | | | | | | | | | | 4 | 0 | 1 | 1 | 0 | 2 | 2 | | | | | | |
| Travis Lee, L (1, 3) OBP: 0.363, SLG: 0.474 | | | | | | | | | | 2 | 2 | 1 | 0 | 2 | 0 | 1 | | | | | | |
| Damian Rolls, R (1, 5) OBP: 0.312, SLG: 0.408 | | | | | | | | | | 3 | 0 | 0 | 0 | 0 | 1 | 2 | | | | | | |
| Marlon Anderson, L (1, 10) OBP: 0.326, SLG: 0.366 | | | | | | | | | | 4 | 0 | 2 | 1 | 0 | 1 | 1 | | | | | | |
| Toby Hall, R (1, 2) OBP: 0.311, SLG: 0.387 | | | | | | | | | | 4 | 0 | 2 | 0 | 0 | 0 | 4 | | | | | | |
| Julio Lugo, R (1, 6) OBP: 0.332, SLG: 0.366 | | | | | | | | | | 2 | 0 | 1 | 1 | 1 | 0 | 1 | | | | | | |
| Inning Stats | R: 2 E: 0 K: 0 S: 15 | H: 3 LOB: 0 BB: 0 P: 23 | R: 0 E: 0 K: 2 S: 13 | H: 1 LOB: 1 BB: 0 P: 18 | R: 0 E: 0 K: 0 S: 6 | H: 0 LOB: 0 BB: 0 P: 9 | R: 0 E: 0 K: 0 S: 9 | H: 0 LOB: 1 BB: 1 P: 19 | R: 0 E: 0 K: 0 S: 8 | H: 1 LOB: 2 BB: 0 P: 12 | R: 1 E: 0 K: 1 S: 8 | H: 1 LOB: 1 BB: 1 P: 15 | R: 0 E: 0 K: 1 S: 8 | H: 0 LOB: 2 BB: 2 P: 19 | R: 0 E: 0 K: 0 S: 7 | H: 3 LOB: 2 BB: 0 P: 9 | | R: 1 E: 0 K: 0 S: 11 | H: 3 LOB: 2 BB: 0 P: 9 | 1B: 7 2B: 3 3B: 0 HR: 0 | SF: 0 SAC: 1 DP: 2 HBP: 1 | WP: 1 PB: 0 SB: 0 CS: 0 |
| PITCHER | IP WLS BF H R ER SO BB IBB HBP BLK WP HR S P ERA WHIP | | | | | | | | | | | | | | | | | | | | | |
| Kevin Appier, R (1, 1) ERA: 5.53 | 5.0 L 21 5 2 2 2 1 0 0 0 0 0 51 81 3.60 1.200 | | | | | | | | | | | | | | | | | | | | | |
| D.J. Carrasco, R (6, 1) ERA: 3.81 | 2.0 10 1 1 1 2 2 1 1 0 0 0 16 34 4.50 1.500 | | | | | | | | | | | | | | | | | | | | | |
| Graeme Lloyd, L (8, 1) ERA: 4.3 | 0.1 3 2 1 1 0 0 0 0 0 0 0 4 5 27.00 6.000 | | | | | | | | | | | | | | | | | | | | | |
| Al Levine, R (8, 1) ERA: 2.82 | 0.2 3 1 0 0 0 0 0 0 0 0 0 3 4 0.00 1.500 | | | | | | | | | | | | | | | | | | | | | |

| Batter | 1 | 2 | 3 | 4 | 5 | 6 | 7 | 8 | 9 | AB | R | H | RBI | BB | SO | LOB | TOP | | | | |
|---|------------------------------|----------------------------------|-------------------------------|----------------------------------|-------------------------------|----------------------------------|------------------------------|----------------------------------|------------------------------|---------------------------------|-------------------------------|----------------------------------|-------------------------------|----------------------------------|------------------------------|----------------------------------|------------------------------|----------------------------------|----------------------------------|------------------------------------|--------------------------|
| Aaron Quiel, L OBP: 0.357, SLG: 0.529 | 2-1 WP 29 SH5-3 1B | 0-1 SAFE 1B | | 0-1 G3 | | 4-2 FC5-4 BB | | 1-2 SH5-3 HR 1B | | 4 | 1 | 3 | 0 | 1 | 0 | 0 | | | | | |
| Angel Berroa, R OBP: 0.342, SLG: 0.482 | 0-0 SH5-3 | 0-3 K | | 2-0 F9 | | 0-0 FC5-4 1B | | 0-0 SH5-3 | | 3 | 0 | 0 | 0 | 0 | 1 | 4 | | | | | |
| Carlos Beltrán, S OBP: 0.387, SLG: 0.489 | 1-3 K | | 4-1 BB 29 HBP 1B | 3-2 G6-3 | | 2-0 BB 29 BB 1B | | 1-0 HR | | 4 | 2 | 2 | 3 | 1 | 1 | 1 | | | | | |
| 29 Mike Sweeney, R OBP: 0.440, SLG: 0.536 | 3-0 P6 | | 1-1 1B BB HBP | | 0-0 G6-3 2B | 4-1 FC6 BB | | 0-2 F7 | | 3 | 0 | 1 | 0 | 1 | 0 | 1 | | | | | |
| Raul Ibanez, L OBP: 0.344, SLG: 0.468 | | 2-1 WP BB 1B | | 2-0 F7 | | 0-0 G6-3 | | 1-0 P5 | | 5 | 1 | 1 | 0 | 0 | 0 | 6 | | | | | |
| Joe Randa, R OBP: 0.319, SLG: 0.406 | | 4-2 WP WP SF8 BB | | 4-2 1B BB | | 3-3 K | | | 2-1 F9 | 2 | 1 | 0 | 0 | 3 | 1 | 1 | | | | | |
| Ken Harvey, R OBP: 0.302, SLG: 0.401 | | 0-3 K | | 2-2 1B | | 0-0 G4-3 | | | 1-1 1B | 0 | 0 | 0 | 0 | 0 | 0 | 0 | | | | | |
| Desi Relaford, S OBP: 0.342, SLG: 0.415 | | 1-2 2-3 | | 1-2 2-3 3-H | | | | | | 5 | 0 | 2 | 1 | 0 | 2 | 4 | | | | | |
| Brent Mayne, L OBP: 0.312, SLG: 0.341 | | 3-0 SF8 | | 1-2 F9 | | 2-1 F8 | | 3-2 F7 | | 4 | 0 | 0 | 1 | 0 | 0 | 5 | | | | | |
| Julius Matos, R OBP: 0.308, SLG: 0.400 | | 2-H 3-H | | 4-1 1B BB | | 2-2 FC5-4 BLK 1B | | 0-2 P3 | | 4 | 1 | 1 | 0 | 1 | 1 | 5 | | | | | |
| Inning Stats | R: 0 E: 0 K: 1 S: 8 | H: 1 LOB: 1 BB: 0 P: 14 | R: 2 E: 0 K: 2 S: 15 | H: 2 LOB: 2 BB: 2 P: 28 | R: 1 E: 0 K: 1 S: 16 | H: 1 LOB: 0 BB: 2 P: 30 | R: 0 E: 0 K: 0 S: 7 | H: 0 LOB: 0 BB: 0 P: 12 | R: 0 E: 0 K: 1 S: 6 | H: 1 LOB: 1 BB: 0 P: 9 | R: 1 E: 0 K: 0 S: 12 | H: 2 LOB: 3 BB: 2 P: 27 | R: 0 E: 0 K: 1 S: 12 | H: 0 LOB: 1 BB: 1 P: 19 | R: 2 E: 0 K: 0 S: 9 | H: 2 LOB: 0 BB: 0 P: 12 | R: 0 E: 0 K: 0 S: 7 | H: 1 LOB: 1 BB: 0 P: 10 | 1B: 8 2B: 1 3B: 0 HR: 1 | SF: 1 SAC: 2 DP: 0 HBP: 1 | WP: 3 PA: 45 CS: 0 |
| PITCHER | IP | WLS | BF | H | R | ER | SO | BB | IBB | HBP | BLK | WP | HR | S | P | ERA | WHIP | | | | |
| Victor Zambrano, R ERA: 4.24 | 5.2 | L | 31 | 7 | 4 | 4 | 5 | 6 | 0 | 1 | 1 | 3 | 0 | 62 | 117 | 6.35 | 2.294 | | | | |
| Jon Switzer, L ERA: 9.0 | 1.1 | | 6 | 1 | 1 | 1 | 1 | 1 | 0 | 0 | 0 | 0 | 0 | 17 | 26 | 6.75 | 1.500 | | | | |
| Lance Carter, R ERA: 4.88 | 2.0 | | 8 | 2 | 1 | 1 | 0 | 0 | 0 | 0 | 0 | 0 | 1 | 13 | 18 | 4.50 | 1.000 | | | | |

Kansas City Royals @ Tampa Bay Devil Rays
Tropicana Field, St. Petersburg, FL
Sat Aug 09 2003, 6:15 PM EDT
Att: 15,975 - Dome - 72 F


AB 34
R 6
H 10
RBI 5
BB 7
SO 6
LOB 27



| Batter | 1 | 2 | 3 | 4 | 5 | 6 | 7 | 8 | 9 | AB | R | H | RBI | BB | SO | LOB | BOTTOM | | | | |
|---|------------------------------|----------------------------------|-------------------------------|----------------------------------|------------------------------|----------------------------------|-------------------------------|----------------------------------|------------------------------|----------------------------------|------------------------------|---------------------------------|-------------------------------|----------------------------------|------------------------------|----------------------------------|------------------------------|----------------------------------|----------------------------------|------------------------------------|--------------------------|
| Julio Lugo, R OBP: 0.326, SLG: 0.360 | 3-3 K | | 0-2 F9 | | 3-1 P3 | | 1-2 G6-3 | | 0-0 G6-4-3 | 5 | 0 | 0 | 0 | 0 | 1 | 4 | | | | | |
| Antonio Perez, R OBP: 0.353, SLG: 0.382 | 0-0 B1-3 | | 2-3 K | | | 0-1 G6-3 | | 0-0 G3-1 | | 3 | 0 | 0 | 0 | 0 | 1 | 1 | | | | | |
| Al Martin, L OBP: 0.318, SLG: 0.373 | | | | | | | | | | 1 | 0 | 0 | 0 | 0 | 0 | 2 | | | | | |
| Jeff Liefer, L OBP: 0.217, SLG: 0.319 | | | | | | | | | | 0 | 0 | 0 | 0 | 0 | 0 | 0 | | | | | |
| 5 Rocco Baldelli, R OBP: 0.330, SLG: 0.443 | 1-1 F9 | | | 0-1 1B 1B | | 0-1 1B | | 4-2 G4-3 BB | | 3 | 0 | 2 | 0 | 1 | 0 | 0 | | | | | |
| Aubrey Huff, L OBP: 0.359, SLG: 0.519 | | 0-0 1B | | 0-1 1B | | 1-2 1B | | 1-2 G4-3 | | 4 | 0 | 2 | 0 | 0 | 0 | 2 | | | | | |
| Toby Hall, R OBP: 0.307, SLG: 0.382 | | 2-2 F8 | | 1-2 F8 | | 0-1 G6-3 | | 1-0 P6 | | 4 | 0 | 0 | 0 | 0 | 0 | 5 | | | | | |
| Travis Lee, L OBP: 0.360, SLG: 0.469 | | 1-1 P6 | | 2-0 F7 | | | 2-1 P5 | | 3-3 K | 4 | 0 | 0 | 0 | 0 | 1 | 4 | | | | | |
| Damian Rolls, R OBP: 0.315, SLG: 0.423 | | 1-3 K | | 0-1 1B | | | 3-1 HR | | 2-3 K | 4 | 1 | 2 | 1 | 0 | 2 | 1 | | | | | |
| 18 Jared Sandberg, R OBP: 0.314, SLG: 0.429 | | | 1-0 F8 | | 0-2 G3-1 | | 2-1 G6-3 1B | | 1-1 1B | 4 | 1 | 2 | 0 | 0 | 0 | 0 | | | | | |
| Marlon Anderson, L OBP: 0.331, SLG: 0.369 | | | 2-0 HBP | | 2-2 G4-3 | | 0-0 G6-3 1B | | 3-1 G6-4-3 | 3 | 0 | 2 | 1 | 0 | 0 | 0 | | | | | |
| Inning Stats | R: 0 E: 0 K: 1 S: 7 | H: 0 LOB: 0 BB: 0 P: 11 | R: 0 E: 0 K: 1 S: 11 | H: 1 LOB: 1 BB: 0 P: 15 | R: 0 E: 0 K: 1 S: 9 | H: 0 LOB: 1 BB: 0 P: 14 | R: 0 E: 0 K: 0 S: 10 | H: 3 LOB: 2 BB: 0 P: 13 | R: 0 E: 0 K: 0 S: 9 | H: 0 LOB: 0 BB: 0 P: 14 | R: 1 E: 0 K: 0 S: 8 | H: 1 LOB: 1 BB: 0 P: 8 | R: 1 E: 0 K: 0 S: 11 | H: 3 LOB: 3 BB: 0 P: 19 | R: 0 E: 0 K: 1 S: 9 | H: 0 LOB: 1 BB: 1 P: 18 | R: 1 E: 0 K: 1 S: 9 | H: 2 LOB: 2 BB: 0 P: 15 | 1B: 8 2B: 1 3B: 0 HR: 1 | SF: 0 SAC: 0 DP: 1 HBP: 1 | WP: 0 PA: 37 CS: 0 |
| PITCHER | IP | WLS | BF | H | R | ER | SO | BB | IBB | HBP | BLK | WP | HR | S | P | ERA | WHIP | | | | |
| 41 Jimmy Gobble, L ERA: 0.73 | 6.1 | W | 26 | 7 | 1 | 1 | 3 | 0 | 0 | 0 | 0 | 0 | 0 | 5 | 6 | 0.00 | 1.500 | | | | |
| Jason Grimsley, R ERA: 4.37 | 0.2 | H | 3 | 1 | 0 | 0 | 0 | 0 | 0 | 0 | 0 | 0 | 0 | 9 | 18 | 0.00 | 1.000 | | | | |
| Curt Leskanic, R ERA: 2.04 | 1.0 | | 4 | 0 | 0 | 0 | 1 | 1 | 0 | 0 | 0 | 0 | 0 | 9 | 15 | 9.00 | 2.000 | | | | |
| Mike MacDougal, R ERA: 4.41 | 1.0 | | 4 | 2 | 1 | 1 | 1 | 0 | 0 | 0 | 0 | 0 | 0 | 9 | 15 | 9.00 | 2.000 | | | | |


Kansas City Royals @ Tampa Bay Devil Rays
Tropicana Field, St. Petersburg, FL
Sat Aug 09 2003, 6:15 PM EDT
Att: 15,975 - Dome - 72 F


AB 35
R 2
H 10
RBI 2
BB 1
SO 5
LOB 19



| Batter | 1 | 2 | 3 | 4 | 5 | 6 | 7 | 8 | 9 | AB | R | H | RBI | BB | SO | LOB | TOP | | | | | |
|---|---|----------------------------------|------------------------------|----------------------------------|------------------------------|---------------------------------|-------------------------------|----------------------------------|------------------------------|----------------------------------|------------------------------|----------------------------------|------------------------------|----------------------------------|------------------------------|----------------------------------|--|----------------------------------|----------------------------------|------------------------------------|----------------------------------|--------|
| Aaron Quiel, L (1, 9) OBP: 0.359, SLG: 0.534 Joe Randa, R (9, FH) OBP: 0.318, SLG: 0.405 | | | | | | | | | | 4 | 1 | 2 | 0 | 0 | 1 | 2 | Kansas City Royals @ Tampa Bay Devil Rays Tropicana Field, St. Petersburg, FL Sun Aug 10 2003, 1:15 PM EDT Att: 11,327 - Dome - 72 F livebaseballscorecards.com | | | | | |
| 4 Angel Berroa, R (1, 6) OBP: 0.340, SLG: 0.479 | | | | | | | | | | 5 | 1 | 1 | 0 | 0 | 2 | 2 | | | | | | |
| Raul Ibanez, L (1, 3) OBP: 0.345, SLG: 0.468 | | | | | | | | | | 4 | 0 | 2 | 2 | 0 | 1 | 0 | | | | | | |
| 29 Mike Sweeney, R (1, 10) OBP: 0.437, SLG: 0.531 | | | | | | | | | | 4 | 1 | 1 | 0 | 0 | 1 | 3 | | | | | | |
| Desi Relaford, S (1, 8) OBP: 0.343, SLG: 0.415 | | | | | | | | | | 3 | 1 | 1 | 1 | 1 | 0 | 2 | | | | | | |
| Mike DiFelice, R (1, 2) OBP: 0.286, SLG: 0.382 | | | | | | | | | | 4 | 1 | 1 | 1 | 0 | 1 | 1 | | | | | | |
| Dee Brown, L (1, 7) OBP: 0.297, SLG: 0.340 | | | | | | | | | | 3 | 0 | 1 | 0 | 1 | 0 | 0 | | | | | | |
| Julius Matos, R (1, 5) OBP: 0.333, SLG: 0.517 | | | | | | | | | | 4 | 1 | 2 | 3 | 0 | 0 | 1 | | | | | | |
| Carlos Febles, R (1, 4) OBP: 0.299, SLG: 0.260 | | | | | | | | | | 4 | 1 | 1 | 0 | 0 | 0 | 2 | | | | | | |
| Inning Stats | R: 5 E: 0 K: 0 S: 27 | H: 6 LOB: 2 BB: 1 P: 46 | R: 0 E: 0 K: 2 S: 7 | H: 0 LOB: 0 BB: 0 P: 11 | R: 0 E: 0 K: 0 S: 6 | H: 0 LOB: 0 BB: 0 P: 9 | R: 2 E: 0 K: 1 S: 21 | H: 4 LOB: 2 BB: 0 P: 31 | R: 0 E: 0 K: 1 S: 8 | H: 1 LOB: 0 BB: 0 P: 10 | R: 0 E: 0 K: 2 S: 9 | H: 0 LOB: 0 BB: 0 P: 15 | R: 0 E: 0 K: 0 S: 4 | H: 1 LOB: 1 BB: 1 P: 11 | R: 0 E: 0 K: 0 S: 8 | H: 0 LOB: 0 BB: 0 P: 12 | R: 0 E: 0 K: 0 S: 7 | H: 0 LOB: 0 BB: 0 P: 13 | 1B: 9 2B: 3 3B: 0 HR: 1 | SF: 1 SAC: 0 DP: 2 HBP: 0 | WP: 0 PB: 0 SB: 0 CS: 0 | PA: 39 |
| PITCHER | IP WLS BF H R ER SO BB IBB HBP BLK WP HR S P ERA WHIP | | | | | | | | | | | | | | | | | | | | | |
| Jorge Sosa, R (1, 1) ERA: 5.06 | 0.1 L 8 6 5 5 0 0 0 1 0 0 0 0 0 0 22 38 135.00 18.000 | | | | | | | | | | | | | | | | | | | | | |
| Chad Gaudin, R (1, 1) ERA: 2.7 | 4.2 18 5 2 2 4 0 0 0 0 0 0 1 47 69 3.86 1.071 | | | | | | | | | | | | | | | | | | | | | |
| Mark Malaska, L (6, 1) ERA: 5.14 | 1.2 6 1 0 0 2 1 0 0 0 0 0 0 0 12 22 0.00 1.200 | | | | | | | | | | | | | | | | | | | | | |
| Brandon Backe, R (7, 1) ERA: 4.4 | 1.1 4 0 0 0 0 0 0 0 0 0 0 0 0 9 16 0.00 0.000 | | | | | | | | | | | | | | | | | | | | | |
| Jesus Colome, R (9, 1) ERA: 4.31 | 0.0 0 0 0 0 0 0 0 0 0 0 0 0 0 0 0 0 0.00 0.000 | | | | | | | | | | | | | | | | | | | | | |
| PITCHER | IP WLS BF H R ER SO BB IBB HBP BLK WP HR S P ERA WHIP | | | | | | | | | | | | | | | | | | | | | |
| Lance Carter, R (9, 1) ERA: 4.79 | 1.0 3 0 0 0 0 0 0 0 0 0 0 0 0 7 13 0.00 0.000 | | | | | | | | | | | | | | | | | | | | | |

| Batter | 1 | 2 | 3 | 4 | 5 | 6 | 7 | 8 | 9 | AB | R | H | RBI | BB | SO | LOB | BOTTOM | | | | | |
|---|---|---------------------------------|------------------------------|----------------------------------|------------------------------|----------------------------------|------------------------------|----------------------------------|-------------------------------|----------------------------------|-------------------------------|----------------------------------|------------------------------|----------------------------------|------------------------------|---------------------------------|--|----------------------------------|----------------------------------|------------------------------------|----------------------------------|--------|
| 13 Carl Crawford, L (1, 7) OBP: 0.299, SLG: 0.343 | | | | | | | | | | 4 | 2 | 1 | 0 | 0 | 0 | 1 | Kansas City Royals @ Tampa Bay Devil Rays Tropicana Field, St. Petersburg, FL Sun Aug 10 2003, 1:15 PM EDT Att: 11,327 - Dome - 72 F livebaseballscorecards.com | | | | | |
| 5 Rocco Baldelli, R (1, 8) OBP: 0.331, SLG: 0.446 | | | | | | | | | | 4 | 1 | 2 | 0 | 0 | 1 | 1 | | | | | | |
| Aubrey Huff, L (1, 9) OBP: 0.360, SLG: 0.523 | | | | | | | | | | 4 | 0 | 2 | 3 | 0 | 0 | 1 | | | | | | |
| Travis Lee, L (1, 3) OBP: 0.356, SLG: 0.464 | | | | | | | | | | 4 | 0 | 0 | 0 | 0 | 1 | 2 | | | | | | |
| Damian Rolfs, R (1, 5) OBP: 0.310, SLG: 0.416 | | | | | | | | | | 4 | 0 | 0 | 0 | 0 | 1 | 2 | | | | | | |
| Marlon Anderson, L (1, 10) OBP: 0.330, SLG: 0.365 | | | | | | | | | | 3 | 0 | 0 | 0 | 1 | 1 | 0 | | | | | | |
| Antonio Perez, R (1, 4) OBP: 0.345, SLG: 0.371 | | | | | | | | | | 3 | 0 | 0 | 0 | 0 | 0 | 0 | | | | | | |
| Javier Valentin, S (1, 2) OBP: 0.262, SLG: 0.393 | | | | | | | | | | 3 | 0 | 0 | 0 | 0 | 2 | 0 | | | | | | |
| Julio Lugo, R (1, 6) OBP: 0.331, SLG: 0.361 | | | | | | | | | | 2 | 0 | 1 | 0 | 1 | 0 | 0 | | | | | | |
| Inning Stats | R: 0 E: 0 K: 1 S: 6 | H: 0 LOB: 0 BB: 0 P: 8 | R: 0 E: 0 K: 1 S: 9 | H: 0 LOB: 0 BB: 1 P: 16 | R: 0 E: 0 K: 1 S: 6 | H: 0 LOB: 0 BB: 1 P: 13 | R: 1 E: 0 K: 0 S: 8 | H: 2 LOB: 1 BB: 0 P: 14 | R: 0 E: 0 K: 0 S: 10 | H: 0 LOB: 0 BB: 0 P: 15 | R: 2 E: 0 K: 0 S: 12 | H: 3 LOB: 1 BB: 0 P: 15 | R: 0 E: 0 K: 2 S: 8 | H: 0 LOB: 0 BB: 0 P: 12 | R: 0 E: 0 K: 0 S: 8 | H: 1 LOB: 1 BB: 0 P: 8 | R: 0 E: 0 K: 1 S: 9 | H: 0 LOB: 0 BB: 0 P: 13 | 1B: 2 2B: 4 3B: 0 HR: 0 | SF: 0 SAC: 0 DP: 0 HBP: 0 | WP: 0 PB: 0 SB: 0 CS: 2 | PA: 35 |
| PITCHER | IP WLS BF H R ER SO BB IBB HBP BLK WP HR S P ERA WHIP | | | | | | | | | | | | | | | | | | | | | |
| Runeivys Hernandez, R (1, 1) ERA: 3.87 | 7.0 W 26 3 3 5 2 0 0 0 0 0 0 0 8 8 3.86 1.000 | | | | | | | | | | | | | | | | | | | | | |
| Jeremy Affeldt, L (8, 1) ERA: 4.3 | 1.0 4 1 0 0 0 0 0 0 0 0 0 0 8 8 0.00 1.000 | | | | | | | | | | | | | | | | | | | | | |
| Al Levine, R (9, 1) ERA: 2.77 | 1.0 3 0 0 0 1 0 0 0 0 0 0 0 9 13 0.00 0.000 | | | | | | | | | | | | | | | | | | | | | |

| Batter | 1 | 2 | 3 | 4 | 5 | 6 | 7 | 8 | 9 | AB R H RBI BB SO LOB | TOP | | | | | | | |
|--|---|----------------------------------|------------------------------|----------------------------------|------------------------------|----------------------------------|------------------------------|---------------------------------|-------------------------------|----------------------------------|--|---|----------------------------------|------------------------------|----------------------------------|----------------------------------|------------------------------------|----------------------------------|
| 1 Brian Roberts, S OBP: 0.345, SLG: 0.366 | 0-2 31 BB HBP HBP 1B | 0-0 WP 1B | | | 2-1 L7 | | 0-0 G6-3 | | 2-2 FC6 1-2 | 5 1 2 0 0 0 2 | Baltimore Orioles @ Tampa Bay Devil Rays Tropicana Field, St. Petersburg, FL Mon Aug 11 2003, 7:15 PM EDT Att: 8,208 - Dome - 72 F AB 32 R 3 H 6 RBI 3 BB 3 SO 5 LOB 11  | | | | | | | |
| Deivi Cruz, R OBP: 0.275, SLG: 0.414 | 1-1 HBP 31 BB HBP 1B | 2-3 K | | | 2-2 G5-3 | | 2-2 G5-3 | | | 3 1 0 0 0 1 1 | | | | | | | | |
| Luis Matos, R OBP: 0.371, SLG: 0.498 | 2-0 P6 | | 1-1 G5-3 | | 4-1 BB | | 2-3 K | | | 3 0 0 0 1 1 2 | | | | | | | | |
| 31 Jay Gibbons, L OBP: 0.360, SLG: 0.503 | 4-0 1B HBP 1-2 2-3 BB | | 2-1 PB 1B | | 0-1 F7 | | 1-0 G3 | | | 3 0 1 0 1 0 1 | | | | | | | | |
| Tony Batista, R OBP: 0.290, SLG: 0.419 | 3-2 1B HBP 1-2 2-3 HBP | | 2-2 G6-3 1-2 | | 1-3 K | | 0-0 P3 | | | 3 0 0 1 0 1 1 | | | | | | | | |
| Brook Fordyce, R OBP: 0.315, SLG: 0.373 | 0-1 G6-3 1-2 2-3 3-H 1B | | 1-0 F8 | | 2-2 HR | | 1-0 F9 | | | 4 1 2 2 0 0 1 | | | | | | | | |
| Jose Leon, R OBP: 0.314, SLG: 0.239 | 0-0 G6-3 1-2 | | 1-1 G5-3 | | 2-3 K | | 0-3 K | | | 4 0 0 0 0 2 3 | | | | | | | | |
| Carlos Mendez, R OBP: 0.194, SLG: 0.257 Jack Cust, L OBP: 0.400, SLG: 0.688 | | 1-0 G6-3 | | 0-0 F8 | | 3-2 F8 | | 4-2 1B BB | | 3 0 0 0 0 0 0 0 0 0 0 1 0 0 | | | | | | | | |
| Larry Bigbie, L OBP: 0.314, SLG: 0.341 | | 1-1 F8 | | 2-1 G6-3 | | 3-2 G4-3 | | 1-0 1 FC6 1B | | 4 0 1 0 0 0 0 | | | | | | | | |
| Inning Stats | R: 2 E: 0 K: 0 S: 10 | H: 2 LOB: 2 BB: 1 P: 20 | R: 0 E: 0 K: 1 S: 7 | H: 1 LOB: 1 BB: 0 P: 11 | R: 0 E: 0 K: 0 S: 9 | H: 1 LOB: 1 BB: 0 P: 15 | R: 0 E: 0 K: 0 S: 5 | H: 0 LOB: 0 BB: 0 P: 8 | R: 0 E: 0 K: 2 S: 13 | H: 1 LOB: 0 BB: 1 P: 21 | | R: 0 E: 0 K: 0 S: 8 | H: 0 LOB: 0 BB: 0 P: 13 | R: 0 E: 0 K: 1 S: 5 | H: 1 LOB: 2 BB: 1 P: 19 | 1B: 5 2B: 0 3B: 0 HR: 1 | SF: 0 SAC: 0 DP: 1 HBP: 2 | WP: 1 PB: 1 SB: 0 CS: 0 |
| PITCHER | IP WLS BF H R ER SO BB IBB HBP BLK WP HR S P ERA WHIP | | | | | | | | | | | IP WLS BF H R ER SO BB IBB HBP BLK WP HR S P ERA WHIP | | | | | | |
| Joe Kennedy, L ERA: 6.29 | (1, 1) 7.0 0 29 5 3 3 3 2 0 2 0 1 1 60 104 3.86 1.000 | | | | | | | | | | | | | | | | | |
| Travis Harper, R ERA: 3.52 | (8, 1) 2.0 W 8 1 0 0 2 1 0 0 0 0 0 0 16 27 0.00 1.000 | | | | | | | | | | | | | | | | | |

| Batter | 1 | 2 | 3 | 4 | 5 | 6 | 7 | 8 | 9 | AB R H RBI BB SO LOB | BOTTOM | | | | | | | | | |
|--|---|----------------------------------|------------------------------|----------------------------------|------------------------------|---------------------------------|-------------------------------|----------------------------------|------------------------------|----------------------------------|---|---|----------------------------------|-------------------------------|----------------------------------|------------------------------|----------------------------------|----------------------------------|------------------------------------|----------------------------------|
| 13 Carl Crawford, L OBP: 0.300, SLG: 0.350 | 3-2 FC5-4 1B | | 1-1 HR | | 3-2 G5-3 | | 1-2 G4-3 | | 0-0 P4 | 5 1 2 1 0 0 1 | Baltimore Orioles @ Tampa Bay Devil Rays Tropicana Field, St. Petersburg, FL Mon Aug 11 2003, 7:15 PM EDT Att: 8,208 - Dome - 72 F AB 36 R 4 H 11 RBI 4 BB 2 SO 3 LOB 17  | | | | | | | | | |
| Jason Tyner, L OBP: 0.350, SLG: 0.384 18 Jared Sandberg, R OBP: 0.322, SLG: 0.449 | 0-1 FC5-4 BB 1-2 1B | | 0-0 G4-6-3 1B | | 1-2 G6-3 | | 0-3 K | 1 SAFE SAFE | 2-2 1-H 2B | 4 0 1 0 0 1 1 1 0 1 1 0 0 0 | | | | | | | | | | |
| Aubrey Huff, L OBP: 0.359, SLG: 0.521 | 2-0 BB 1-2 1B | | 0-1 G4-6-3 1-2 | | 2-2 L6 | | 3-2 P5 | | | 4 0 1 0 0 0 1 | | | | | | | | | | |
| 5 Rocco Baldelli, R OBP: 0.331, SLG: 0.444 | 1-3 K | | 0-1 G4-3 | | 2-2 G1-3 | | 0-0 HR 1B | | | 4 1 1 0 0 1 2 | | | | | | | | | | |
| Travis Lee, L OBP: 0.362, SLG: 0.475 | 4-2 BB 1-2 2-3 BB | | | 0-1 WP 1B | | 4-2 E S BB | | 1-0 1-H HR | | 2 1 2 2 2 0 0 | | | | | | | | | | |
| Damian Rolis, R OBP: 0.313, SLG: 0.417 | 0-1 F9 | | | 1-2 WP 1B | | 0-0 P4 | | 0-0 1B | | 4 0 2 0 0 0 4 | | | | | | | | | | |
| Marlon Anderson, L OBP: 0.326, SLG: 0.361 | | 2-0 G4-3 | | 0-0 P5 | | 2-2 G6-3 1-3 | | 1 SAFE 2-3 K | | 4 0 0 0 0 1 4 | | | | | | | | | | |
| Toby Hall, R OBP: 0.304, SLG: 0.378 | | 2-2 F9 | | 3-2 F8 1-2 2-3 | | 0-1 G6-3 | | 1-1 F7 | | 4 0 0 0 0 0 2 | | | | | | | | | | |
| Julio Lugo, R OBP: 0.330, SLG: 0.360 | | 1-1 P4 | | 3-2 G5-3 | | 3-2 G6-3 | | 1-0 18 2B 1B | | 4 1 1 0 0 0 2 | | | | | | | | | | |
| Inning Stats | R: 0 E: 0 K: 1 S: 15 | H: 2 LOB: 3 BB: 1 P: 25 | R: 0 E: 0 K: 0 S: 7 | H: 0 LOB: 0 BB: 0 P: 12 | R: 1 E: 0 K: 0 S: 7 | H: 2 LOB: 2 BB: 0 P: 8 | R: 0 E: 0 K: 0 S: 16 | H: 2 LOB: 2 BB: 0 P: 23 | R: 0 E: 0 K: 0 S: 9 | H: 0 LOB: 0 BB: 1 P: 15 | | R: 0 E: 0 K: 0 S: 16 | H: 0 LOB: 0 BB: 1 P: 24 | R: 0 E: 0 K: 2 S: 12 | H: 3 LOB: 1 BB: 0 P: 18 | R: 1 E: 0 K: 0 S: 7 | H: 2 LOB: 1 BB: 0 P: 11 | 1B: 8 2B: 1 3B: 0 HR: 2 | SF: 0 SAC: 0 DP: 1 HBP: 0 | WP: 1 PB: 0 SB: 1 CS: 0 |
| PITCHER | IP WLS BF H R ER SO BB IBB HBP BLK WP HR S P ERA WHIP | | | | | | | | | | | IP WLS BF H R ER SO BB IBB HBP BLK WP HR S P ERA WHIP | | | | | | | | |
| Pat Hentgen, R ERA: 4.5 | (1, 1) 6.0 0 25 6 1 1 1 2 0 0 0 0 1 70 107 1.50 1.333 | | | | | | | | | | | | | | | | | | | |
| Eric DuBose, L ERA: 2.05 | (7, 1) 2.0 B 9 3 2 2 2 0 0 0 0 0 0 1 20 30 9.00 1.500 | | | | | | | | | | | | | | | | | | | |
| Hector Carrasco, R ERA: 4.15 | (9, 1) 0.1 L 2 1 1 1 0 0 0 0 0 0 0 0 3 5 27.00 3.000 | | | | | | | | | | | | | | | | | | | |
| B.J. Ryan, L ERA: 4.88 | (9, 1) 0.1 2 1 0 0 0 0 0 0 0 0 0 0 4 6 0.00 3.000 | | | | | | | | | | | | | | | | | | | |

| Batter | 1 | 2 | 3 | 4 | 5 | 6 | 7 | 8 | 9 | AB | R | H | RBI | BB | SO | LOB | TOP | | | |
|---|---|----------------------------------|------------------------------|---------------------------------|------------------------------|----------------------------------|------------------------------|----------------------------------|------------------------------|----------------------------------|------------------------------|----------------------------------|-------------------------------|----------------------------------|------------------------------|----------------------------------|--|------------------------------------|----------------------------------|--------|
| 1 Brian Roberts, S OBP: 0.346, SLG: 0.368 | | | | | | | | | | 4 | 0 | 2 | 0 | 0 | 0 | 0 | Baltimore Orioles @ Tampa Bay Devil Rays Tropicana Field, St. Petersburg, FL Tue Aug 12 2003, 7:15 PM EDT Alt. 9,123 - Dome - 72 F | | | |
| Luis Matos, R OBP: 0.366, SLG: 0.491 | | | | | | | | | | 4 | 0 | 0 | 0 | 0 | 2 | 2 | | | | |
| B.J. Surhoff, L OBP: 0.373, SLG: 0.456 | | | | | | | | | | 2 | 0 | 0 | 0 | 2 | 0 | 1 | | | | |
| 31 Jay Gibbons, L OBP: 0.357, SLG: 0.499 | | | | | | | | | | 4 | 0 | 0 | 0 | 0 | 3 | | | | | |
| Tony Batista, R OBP: 0.287, SLG: 0.415 | | | | | | | | | | 4 | 0 | 0 | 0 | 0 | 3 | | | | | |
| Jack Cust, L OBP: 0.333, SLG: 0.550 | | | | | | | | | | 4 | 0 | 0 | 0 | 0 | 2 | 1 | | | | |
| Deivi Cruz, R OBP: 0.276, SLG: 0.412 | | | | | | | | | | 2 | 1 | 0 | 0 | 1 | 0 | 0 | | | | |
| Larry Bigbie, L OBP: 0.314, SLG: 0.365 | | | | | | | | | | 3 | 1 | 1 | 2 | 0 | 0 | 0 | | | | |
| Brook Fordyce, R OBP: 0.319, SLG: 0.369 | | | | | | | | | | 2 | 0 | 0 | 0 | 1 | 0 | 0 | | | | |
| Inning Stats | R: 0 E: 0 K: 0 S: 9 | H: 1 LOB: 2 BB: 1 P: 19 | R: 0 E: 0 K: 0 S: 7 | H: 0 LOB: 0 BB: 0 P: 9 | R: 0 E: 0 K: 1 S: 6 | H: 0 LOB: 1 BB: 0 P: 11 | R: 0 E: 0 K: 1 S: 6 | H: 0 LOB: 1 BB: 1 P: 12 | R: 0 E: 0 K: 0 S: 6 | H: 0 LOB: 0 BB: 0 P: 13 | R: 0 E: 0 K: 0 S: 9 | H: 0 LOB: 0 BB: 0 P: 12 | R: 2 E: 0 K: 1 S: 11 | H: 2 LOB: 1 BB: 1 P: 23 | R: 0 E: 0 K: 1 S: 9 | H: 0 LOB: 0 BB: 0 P: 15 | 1B: 2 2B: 0 3B: 0 HR: 1 | SF: 0 SAC: 0 DP: 0 HBP: 0 | WP: 0 PB: 0 SB: 0 CS: 1 | PA: 34 |
| PITCHER | IP WLS BF H R ER SO BB IBB HBP BLK WP HR S P ERA WHIP | | | | | | | | | | | | | | | | | | | |
| Rob Bell, R ERA: 5.83 | (1, 1) 7.0 W 26 2 2 2 2 4 0 0 0 0 0 1 55 100 2.57 0.857 | | | | | | | | | | | | | | | | | | | |
| Jesus Colome, R ERA: 4.24 | (8, 1) 1.0 H 4 1 0 0 1 0 0 0 0 0 0 0 8 15 0.00 1.000 | | | | | | | | | | | | | | | | | | | |
| Lance Carter, R ERA: 4.71 | (9, 1) 1.0 S 3 0 0 0 1 0 0 0 0 0 0 0 9 15 0.00 0.000 | | | | | | | | | | | | | | | | | | | |

| Batter | 1 | 2 | 3 | 4 | 5 | 6 | 7 | 8 | 9 | AB | R | H | RBI | BB | SO | LOB | BOTTOM | | | |
|--|--|----------------------------------|-------------------------------|----------------------------------|-------------------------------|----------------------------------|-------------------------------|----------------------------------|------------------------------|---------------------------------|------------------------------|----------------------------------|-------------------------------|----------------------------------|------------------------------|----------------------------------|--|------------------------------------|----------------------------------|--------|
| 13 Carl Crawford, L OBP: 0.300, SLG: 0.349 | | | | | | | | | | 4 | 0 | 1 | 1 | 0 | 0 | 1 | Baltimore Orioles @ Tampa Bay Devil Rays Tropicana Field, St. Petersburg, FL Tue Aug 12 2003, 7:15 PM EDT Alt. 9,123 - Dome - 72 F | | | |
| Jason Tyner, L OBP: 0.345, SLG: 0.377 | | | | | | | | | | 4 | 0 | 1 | 0 | 0 | 1 | 1 | | | | |
| Aubrey Huff, L OBP: 0.360, SLG: 0.522 | | | | | | | | | | 3 | 1 | 1 | 0 | 1 | 0 | 2 | | | | |
| 5 Rocco Baldelli, R OBP: 0.330, SLG: 0.443 | | | | | | | | | | 4 | 0 | 1 | 1 | 0 | 1 | 1 | | | | |
| Travis Lee, L OBP: 0.363, SLG: 0.474 | | | | | | | | | | 3 | 1 | 1 | 0 | 1 | 1 | 2 | | | | |
| Damian Rolis, R OBP: 0.316, SLG: 0.427 | | | | | | | | | | 4 | 0 | 2 | 2 | 0 | 0 | 0 | | | | |
| Marlon Anderson, L OBP: 0.325, SLG: 0.360 | | | | | | | | | | 4 | 0 | 1 | 0 | 0 | 2 | 2 | | | | |
| Toby Hall, R OBP: 0.303, SLG: 0.376 | | | | | | | | | | 4 | 1 | 1 | 0 | 0 | 2 | 3 | | | | |
| Julio Lugo, R OBP: 0.330, SLG: 0.358 | | | | | | | | | | 2 | 1 | 0 | 0 | 1 | 0 | 1 | | | | |
| Inning Stats | R: 0 E: 0 K: 1 S: 11 | H: 0 LOB: 0 BB: 0 P: 16 | R: 0 E: 0 K: 0 S: 11 | H: 0 LOB: 0 BB: 0 P: 12 | R: 1 E: 0 K: 0 S: 14 | H: 3 LOB: 2 BB: 0 P: 26 | R: 0 E: 0 K: 3 S: 14 | H: 2 LOB: 2 BB: 0 P: 17 | R: 0 E: 0 K: 0 S: 5 | H: 0 LOB: 0 BB: 0 P: 8 | R: 2 E: 0 K: 0 S: 9 | H: 3 LOB: 1 BB: 1 P: 17 | R: 1 E: 0 K: 1 S: 11 | H: 1 LOB: 2 BB: 2 P: 27 | R: 0 E: 0 K: 2 S: 9 | H: 0 LOB: 0 BB: 0 P: 14 | 1B: 6 2B: 3 3B: 0 HR: 0 | SF: 0 SAC: 0 DP: 0 HBP: 0 | WP: 0 PB: 0 SB: 0 CS: 0 | PA: 35 |
| PITCHER | IP WLS BF H R ER SO BB IBB HBP BLK WP HR S P ERA WHIP | | | | | | | | | | | | | | | | | | | |
| Rodrigo Lopez, R ERA: 5.62 | (1, 1) 6.0 L 26 8 3 3 4 0 1 0 0 0 0 0 64 96 4.50 1.333 | | | | | | | | | | | | | | | | | | | |
| Buddy Groom, L ERA: 6.61 | (7, 1) 1.0 6 1 1 1 1 2 0 0 0 0 0 0 11 27 9.00 3.000 | | | | | | | | | | | | | | | | | | | |
| Rick Bauer, R ERA: 4.93 | (8, 1) 1.0 3 0 0 0 2 0 0 0 0 0 0 0 9 14 0.00 0.000 | | | | | | | | | | | | | | | | | | | |

| Batter | 1 | 2 | 3 | 4 | 5 | 6 | 7 | 8 | 9 | 10 | AB | R | H | RBI | BB | SO | LOB | TOP | |
|---|-------------------------------|----------------------------------|-------------------------------|----------------------------------|-------------------------------|----------------------------------|-------------------------------|----------------------------------|--|----------------------------------|------------------------------|----------------------------------|-------------------------------|----------------------------------|------------------------------|-----------------------------------|----------------------------------|------------------------------------|-----------------|
| 1 Brian Roberts, S OBP: 0.350, SLG: 0.373 | 4-1 BB 31 2B | 3-2 F8 | | | 1-3 K | 2-0 1-H 2-H 2B | | | 1-2 1B G4-6-3 1B | | 4 | 2 | 2 | 2 | 1 | 1 | 2 | | |
| Luis Matos, R OBP: 0.367, SLG: 0.493 | 0-1 F9 | | 2-2 G5-3 | | 3-2 2B | | 0-0 B1-3 | | 1-2 1B G4-6-3 1B | | 5 | 0 | 2 | 0 | 0 | 0 | 1 | | |
| B.J. Surhoff, L OBP: 0.373, SLG: 0.452 | 1-3 SAFE SAFE K | 1-3 SAFE | 1-2 31 G6-3 1B | | 2-1 F7 | | 2-1 31 G3 HBP | | 0-0 G4-6-3 1-2 3-H 2-2 1B | | 4 | 0 | 1 | 0 | 0 | 1 | 3 | | |
| 31 Jay Gibbons, L OBP: 0.358, SLG: 0.500 | 1-9 SAFE 1-H 2B | 2-2 1-H 2B | 0-0 G6-3 1-2 | | 2-3 K | | 2-2 G3 | | 2-2 1-2 1B | | 5 | 0 | 2 | 1 | 0 | 1 | 3 | | |
| Tony Batista, R OBP: 0.296, SLG: 0.412 | 1-5 1-1 P6 | | | 0-3 K | | 1-2 G1-3 | | 4-0 IBB | 0-2 P5 | | 4 | 0 | 0 | 0 | 1 | 1 | 2 | | |
| Jack Cust, L OBP: 0.345, SLG: 0.542 | | 3-2 G4-3 2B | | 4-2 F8 1B BB | | 0-0 F7 | | 1-3 K | | 3-3 K | 4 | 0 | 1 | 0 | 1 | 2 | 2 | | |
| Deivi Cruz, R OBP: 0.277, SLG: 0.411 | | 2-2 G4-3 2-3 | | 0-0 1-2 1B | | 2-1 2B 1B | | 1-2 P6 | | 3-3 K | 5 | 1 | 2 | 0 | 0 | 1 | 1 | | |
| Larry Bigbie, L OBP: 0.317, SLG: 0.369 | | 4-2 BB | | 2-1 F8 2-3 | | 0-1 1-H 2B | | 1-1 G4-3 | | 0-0 G4-3 | 4 | 1 | 1 | 1 | 1 | 0 | 2 | | |
| Robert Machado, R OBP: 0.343, SLG: 0.355 | | 0-0 P4 | | 0-0 F9 | | 4-1 1 2B BB | | 1-1 P6 | | | 3 | 1 | 0 | 0 | 1 | 0 | 4 | | |
| Inning Stats | R: 1 E: 0 K: 1 S: 11 | H: 1 LOB: 1 BB: 1 P: 19 | R: 0 E: 0 K: 0 S: 13 | H: 1 LOB: 2 BB: 1 P: 25 | R: 0 E: 0 K: 0 S: 10 | H: 1 LOB: 2 BB: 1 P: 13 | R: 0 E: 0 K: 2 S: 11 | H: 1 LOB: 1 BB: 0 P: 17 | R: 0 E: 0 K: 1 S: 8 | H: 0 LOB: 2 BB: 1 P: 17 | R: 0 E: 0 K: 0 S: 8 | H: 0 LOB: 0 BB: 0 P: 11 | R: 1 E: 0 K: 0 S: 13 | H: 3 LOB: 1 BB: 0 P: 17 | R: 0 E: 0 K: 2 S: 7 | H: 0 LOB: 0 BB: 13 P: 13 | 1B: 6 2B: 5 3B: 0 HR: 0 | SF: 0 SAC: 0 DP: 2 HBP: 1 | WP: 0 PA: 44 |
| PITCHER | IP 5.2 | WLS 27 | H 7 | R 4 | ER 4 | SO 4 | BB 4 | IBB 0 | HBP 0 | BLK 0 | WP 0 | HR 0 | S 70 | P 114 | ERA 6.35 | WHIP 1.941 | | | |
| Geremi Gonzalez, R ERA: 3.62 | | | | | | | | | | | | | | | | | | | |
| Travis Harper, R ERA: 3.48 | (6, 1) | 0.2 | H 2 | 1 | 0 | 0 | 0 | 0 | 0 | 0 | 0 | 0 | 2 | 4 | 0.00 | 1.500 | | | |
| Mark Mataska, L ERA: 4.7 | (7, 1) | 0.2 | H 4 | 0 | 0 | 1 | 0 | 1 | 1 | 0 | 0 | 0 | 7 | 16 | 0.00 | 0.000 | | | |
| Jesús Colome, R ERA: 4.25 | (8, 1) | 2.0 | B 8 | 3 | 1 | 1 | 0 | 0 | 0 | 0 | 0 | 0 | 21 | 28 | 4.50 | 1.500 | | | |
| Lance Carter, R ERA: 4.63 | (10, 1) | 1.0 | W 3 | 0 | 0 | 0 | 2 | 0 | 0 | 0 | 0 | 0 | 7 | 13 | 0.00 | 0.000 | | | |

Baltimore Orioles @ Tampa Bay Devil Rays
Tropicana Field, St. Petersburg, FL
Wed Aug 13 2003, 2:15 PM EDT
Att: 9,022 - Dome - 72 F

AB 38
R 5
H 11
RBI 4
BB 5
SO 7
LOB 20



| Batter | 1 | 2 | 3 | 4 | 5 | 6 | 7 | 8 | 9 | 10 | AB | R | H | RBI | BB | SO | LOB | BOTTOM | | | | | |
|---|-------------------------------|----------------------------------|------------------------------|----------------------------------|------------------------------|---------------------------------|-------------------------------|----------------------------------|------------------------------|----------------------------------|------------------------------|----------------------------------|-------------------------------|----------------------------------|------------------------------|----------------------------------|------------------------------|----------------------------------|------------------------------|----------------------------------|----------------------------------|------------------------------------|-----------------|
| 13 Carl Crawford, L OBP: 0.305, SLG: 0.352 | 2-2 F8 HR 1B | | 0-0 P6 | | 4-0 F9 E BB | | 1-0 K 1B | | 4-2 1-2 BB | | 3 | 2 | 2 | 0 | 2 | 0 | 0 | | | | | | |
| Jason Tyner, L OBP: 0.330, SLG: 0.358 | 1-1 SAFE SAFE F8 | | 0-1 L7 | | 2-2 F9 | | 2-3 K | | 2-1 F9 | | 4 | 0 | 0 | 0 | 0 | 1 | 3 | | | | | | |
| 18 Jared Sandberg, R OBP: 0.318, SLG: 0.443 (9, PH) (10, 5) | 1-3 F8 | | 0-1 F7 | | 1-3 E9 2B | | 1-2 K | | 1-2 F9 | | 1 | 0 | 0 | 0 | 0 | 0 | 2 | | | | | | |
| Aubrey Huff, L OBP: 0.361, SLG: 0.529 | 1-10 3-H HR | | 0-1 F7 | | 0-0 E9 2B | | 1-1 G6-3 | | 3-1 F7 | | 5 | 1 | 2 | 3 | 0 | 0 | 0 | | | | | | |
| 5 Rocco Baldelli, R OBP: 0.331, SLG: 0.442 | 0-1 P4 | | | 0-2 G5-3 | | 1-3 K | | 0-0 S 1B | | 0-1 2B 1B | 5 | 1 | 2 | 0 | 0 | 1 | 1 | | | | | | |
| Travis Lee, L OBP: 0.366, SLG: 0.486 | 1-3 HR | | 3-1 HR | | 2-0 FC6-4 1B | | 1-1 F8 | | 2-0 F8 | | 5 | 1 | 3 | 2 | 0 | 0 | 1 | | | | | | |
| Damian Rolis, R OBP: 0.311, SLG: 0.420 (10, 9) | 0-1 L5 | | 2-1 FC6-4 S | | 2-1 G4-3 | | 3-2 G4-3 | | 1-1 F7 | | 4 | 0 | 0 | 0 | 0 | 1 | 2 | | | | | | |
| Marlon Anderson, L OBP: 0.325, SLG: 0.357 | | 2-2 L3 | | 0-2 F7 | | 1-1 F7 | | 4-0 B1-6-4 BB | | 3 | 0 | 0 | 0 | 1 | 0 | 1 | | | | | | | |
| Toby Hall, R OBP: 0.302, SLG: 0.383 | | 2-1 F8 | | 0-0 HR | | 1-2 L6 | | 1-1 B1-6-4 | | 4 | 1 | 1 | 1 | 0 | 0 | 1 | | | | | | | |
| Julio Lugo, R OBP: 0.329, SLG: 0.356 | | 1-0 F8 | | 2-0 F8 | | 2-0 F8 | | 2-2 13 S 1B | | 4 | 0 | 1 | 0 | 0 | 0 | 0 | | | | | | | |
| Inning Stats | R: 3 E: 0 K: 0 S: 13 | H: 3 LOB: 0 BB: 0 P: 21 | R: 0 E: 0 K: 0 S: 6 | H: 0 LOB: 0 BB: 0 P: 11 | R: 0 E: 0 K: 0 S: 5 | H: 0 LOB: 0 BB: 0 P: 5 | R: 0 E: 0 K: 0 S: 11 | H: 1 LOB: 1 BB: 0 P: 15 | R: 2 E: 1 K: 1 S: 9 | H: 2 LOB: 1 BB: 1 P: 18 | R: 0 E: 0 K: 0 S: 7 | H: 0 LOB: 0 BB: 0 P: 12 | R: 0 E: 0 K: 1 S: 10 | H: 1 LOB: 1 BB: 0 P: 15 | R: 0 E: 0 K: 1 S: 7 | H: 1 LOB: 1 BB: 0 P: 10 | R: 0 E: 0 K: 0 S: 9 | H: 1 LOB: 2 BB: 0 P: 22 | R: 1 E: 0 K: 0 S: 6 | H: 2 LOB: 1 BB: 0 P: 11 | 1B: 6 2B: 2 3B: 0 HR: 3 | SF: 0 SAC: 0 DP: 1 HBP: 0 | WP: 0 PA: 41 |
| PITCHER | IP 5.0 | WLS 22 | H 6 | R 5 | ER 5 | SO 1 | BB 1 | IBB 0 | HBP 0 | BLK 0 | WP 0 | HR 3 | S 44 | P 70 | ERA 9.00 | WHIP 1.400 | | | | | | | |
| Rick Helling, R ERA: 5.71 | | | | | | | | | | | | | | | | | | | | | | | |
| Rick Bauer, R ERA: 4.53 | (6, 1) | 3.2 | L 14 | 3 | 0 | 0 | 2 | 1 | 0 | 0 | 0 | 0 | 0 | 29 | 49 | 0.00 | 1.091 | | | | | | |
| B.J. Ryan, L ERA: 5.06 | (9, 1) | 0.2 | L 5 | 2 | 1 | 1 | 0 | 1 | 0 | 0 | 0 | 0 | 10 | 21 | 13.50 | 4.500 | | | | | | | |

Baltimore Orioles @ Tampa Bay Devil Rays
Tropicana Field, St. Petersburg, FL
Wed Aug 13 2003, 2:15 PM EDT
Att: 9,022 - Dome - 72 F

AB 38
R 6
H 11
RBI 6
BB 3
SO 3
LOB 11



| Batter | 1 | 2 | 3 | 4 | 5 | 6 | 7 | 8 | 9 | AB | R | H | RBI | BB | SO | LOB | TOP | | | | | |
|--|---|---------------------------------|---------------------------------|---------------------------------|------------------------------|----------------------------------|------------------------------|----------------------------------|-------------------------------|----------------------------------|------------------------------|----------------------------------|------------------------------|----------------------------------|------------------------------|----------------------------------|---|----------------------------------|----------------------------------|------------------------------------|-------------------------|--------|
| 13 Carl Crawford, L OBP: 0.305, SLG: 0.351 | G4-3 | | 1-1 SAFE 1B | | | 1-3 K | | | 3-2 G4-3 | 4 | 0 | 1 | 0 | 0 | 1 | 0 | Tampa Bay Devil Rays @ Cleveland Indians Jacobs Field, Cleveland, OH Fri Aug 15 2003, 7:05 PM EDT Att: 19,679 - Cloudy - 80 F | | | | | |
| Julio Lugo, R OBP: 0.326, SLG: 0.355 | G4-6-3 1B | | 3-1 L9-4-6 | | | 0-2 L9 | | | 1-1 G5-3 | 4 | 0 | 1 | 0 | 0 | 0 | 2 | | | | | | |
| Aubrey Huff, L OBP: 0.360, SLG: 0.527 | G4-6-3 | | 2-2 | | 0-1 P6 | 2-3 K2-3 | | | 0-0 E5 1B | 4 | 0 | 1 | 0 | 0 | 1 | 1 | | | | | | |
| 5 Rocco Baldelli, R OBP: 0.330, SLG: 0.439 | | 0-0 F7 | | | 1-3 K2-3 | | | | 4-0 IBB | 3 | 0 | 0 | 0 | 1 | 1 | 0 | | | | | | |
| Travis Lee, L OBP: 0.363, SLG: 0.481 | G4-3 | | | | 2-3 K | | | | 1-1 G3 | 4 | 0 | 0 | 0 | 0 | 1 | 2 | | | | | | |
| Damian Rolis, R OBP: 0.311, SLG: 0.419 | | 1-1 1B | | | 1-1 G6-3 | | | | 3-3 K | 3 | 0 | 1 | 0 | 0 | 1 | 0 | | | | | | |
| Toby Hall, R OBP: 0.303, SLG: 0.381 | | 0-1 P4 | | | 4-2 FC6-4 BB | | | | 0-3 K | 2 | 0 | 0 | 0 | 1 | 1 | 1 | | | | | | |
| 18 Jared Sandberg, R OBP: 0.308, SLG: 0.427 | | | 0-2 P4 | | 3-3 K | | | | 0-3 K | 3 | 0 | 0 | 0 | 0 | 2 | 1 | | | | | | |
| Antonio Perez, R OBP: 0.344, SLG: 0.364 | | | 4-1 L9-4-6 13 1B BB | | 2-1 FC6-4 | | | | 1-3 K | 2 | 0 | 0 | 0 | 1 | 1 | 1 | | | | | | |
| Inning Stats | R: 0 E: 0 K: 0 S: 5 | H: 1 LOB: 0 BB: 0 P: 6 | R: 0 E: 0 K: 0 S: 7 | H: 1 LOB: 1 BB: 0 P: 9 | R: 0 E: 0 K: 0 S: 9 | H: 1 LOB: 1 BB: 1 P: 17 | R: 0 E: 0 K: 2 S: 8 | H: 0 LOB: 0 BB: 0 P: 11 | R: 0 E: 0 K: 1 S: 12 | H: 0 LOB: 1 BB: 1 P: 22 | R: 0 E: 0 K: 2 S: 9 | H: 0 LOB: 0 BB: 0 P: 12 | R: 0 E: 0 K: 1 S: 7 | H: 0 LOB: 0 BB: 0 P: 11 | R: 0 E: 0 K: 3 S: 9 | H: 0 LOB: 0 BB: 0 P: 10 | R: 0 E: 1 K: 0 S: 9 | H: 1 LOB: 2 BB: 1 P: 18 | 1B: 4 2B: 1 3B: 0 HR: 0 | SF: 0 SAC: 0 DP: 2 HBP: 0 | WP: 0 PB: 0 CS: 0 | PA: 32 |
| PITCHER CC Sabathia, L ERA: 3.28 | IP: 9.0 WLS: W BF: 32 H: 4 R: 0 ER: 0 SO: 9 BB: 2 IBB: 1 HBP: 0 BLK: 0 WP: 0 HR: 0 S: 75 P: 116 ERA: 0.00 WHIP: 0.667 | | | | | | | | | | | | | | | PITCHER | IP: 9.0 WLS: W BF: 32 H: 4 R: 0 ER: 0 SO: 9 BB: 2 IBB: 1 HBP: 0 BLK: 0 WP: 0 HR: 0 S: 75 P: 116 ERA: 0.00 WHIP: 0.667 | | | | | |

| Batter | 1 | 2 | 3 | 4 | 5 | 6 | 7 | 8 | 9 | AB | R | H | RBI | BB | SO | LOB | BOTTOM | | | |
|---|--|----------------------------------|------------------------------|----------------------------------|------------------------------|----------------------------------|------------------------------|----------------------------------|------------------------------|----------------------------------|------------------------------|----------------------------------|------------------------------|---------------------------------|------------------------------|----------------------------------|---|------------------------------------|----------------------------------|--------|
| Jody Gerut, L OBP: 0.326, SLG: 0.475 | 2B 1B | | 3-3 K | | | 4-2 BB | | | 1-0 G3 | 3 | 0 | 1 | 0 | 1 | 1 | 2 | Tampa Bay Devil Rays @ Cleveland Indians Jacobs Field, Cleveland, OH Fri Aug 15 2003, 7:05 PM EDT Att: 19,679 - Cloudy - 80 F | | | |
| Casey Blake, R OBP: 0.315, SLG: 0.432 | F9 | | 2-3 K | | 1-2 L6 | | | | 1-1 G4-3 | 4 | 0 | 0 | 0 | 0 | 1 | 2 | | | | |
| Ben Broussard, L OBP: 0.330, SLG: 0.454 | 2B | | 3-1 G4-3 | | 3-1 G6-3 | | | | 0-0 F7 | 3 | 0 | 1 | 0 | 1 | 0 | 0 | | | | |
| 48 Travis Hafner, L Zach Sorensen, S OBP: 0.317, SLG: 0.484 OBP: 0.275, SLG: 0.265 | BB | | 3-1 G6-3 | | 1-0 F9 | | | | 1-1 SH3-4 1B | 3 | 0 | 1 | 0 | 1 | 0 | 1 | | | | |
| Ryan Ludwick, R Coco Crisp, S OBP: 0.269, SLG: 0.394 OBP: 0.303, SLG: 0.356 | K | | 1-3 K | | 1-3 K | | | | 0-1 SH3-4 | 0 | 0 | 0 | 0 | 0 | 0 | 0 | | | | |
| Alex Escobar, R | K | | 2-1 F9 | | 1-2 F9 | | | | 1-1 E6 1B | 4 | 0 | 0 | 0 | 0 | 2 | 6 | | | | |
| Josh Bard, S | | 1-0 CS 2 WP 1B | | | 1-2 F7 | | | | 1-0 G3-1 | 4 | 0 | 2 | 1 | 0 | 0 | 0 | | | | |
| 2 Jhonny Peralta, R John McDonald, R OBP: 0.301, SLG: 0.353 OBP: 0.260, SLG: 0.287 | | 4-2 BB | | | 0-0 F9 | | | | 1-2 G6-3 | 2 | 0 | 0 | 0 | 1 | 0 | 0 | | | | |
| | | 0-1 F9 | | | 0-1 G4-3 | | | | 1-0 F8 | 3 | 0 | 0 | 0 | 0 | 0 | 2 | | | | |
| Inning Stats | R: 0 E: 0 K: 2 S: 14 | H: 2 LOB: 3 BB: 1 P: 20 | R: 0 E: 0 K: 1 S: 9 | H: 1 LOB: 2 BB: 1 P: 17 | R: 0 E: 0 K: 1 S: 7 | H: 0 LOB: 0 BB: 0 P: 15 | R: 0 E: 0 K: 1 S: 8 | H: 0 LOB: 0 BB: 0 P: 12 | R: 0 E: 0 K: 1 S: 9 | H: 0 LOB: 1 BB: 1 P: 14 | R: 0 E: 0 K: 2 S: 9 | H: 0 LOB: 0 BB: 0 P: 18 | R: 0 E: 0 K: 0 S: 4 | H: 0 LOB: 0 BB: 0 P: 6 | R: 1 E: 1 K: 0 S: 7 | H: 2 LOB: 2 BB: 0 P: 10 | 1B: 4 2B: 2 3B: 0 HR: 0 | SF: 0 SAC: 1 DP: 1 HBP: 0 | WP: 1 PB: 0 SB: 1 CS: 1 | PA: 34 |
| PITCHER Victor Zambrano, R Travis Harper, R ERA: 4.0 ERA: 3.59 | IP: 8.0 WLS: L BF: 4 H: 2 R: 1 ER: 1 SO: 7 BB: 0 IBB: 0 HBP: 0 BLK: 0 WP: 0 HR: 0 S: 65 P: 110 ERA: 0.00 WHIP: 0.875 | | | | | | | | | | | | | | | PITCHER | IP: 0.1 WLS: L BF: 4 H: 2 R: 1 ER: 1 SO: 0 BB: 0 IBB: 0 HBP: 0 BLK: 0 WP: 0 HR: 0 S: 7 P: 10 ERA: 27.00 WHIP: 6.000 | | | |



| Batter | 1 | 2 | 3 | 4 | 5 | 6 | 7 | 8 | 9 | AB | R | H | RBI | BB | SO | LOB | TOP | | |
|--|---|---|---|---|---|---|---|---|---|---|---|---|---|---|---|---|---|---|--|
| 13 Carl Crawford, L OBP: 0.306, SLG: 0.351 | F8 | F7 | | 1B | | G6-3 | | 1B | | 5 | 0 | 2 | 0 | 0 | 0 | 1 | | | |
| Julio Lugo, R OBP: 0.326, SLG: 0.359 | 1B | 2B | | P5 | | | F7 | F8 | | 5 | 1 | 2 | 0 | 0 | 0 | 2 | | | |
| 5 Rocco Baldelli, R OBP: 0.333, SLG: 0.440 | E5 | | | | | | | 2B | G3 | 4 | 2 | 2 | 0 | 1 | 0 | 1 | | | |
| Aubrey Huff, L OBP: 0.360, SLG: 0.527 | E9 | F8 | | | | | 1B | | P5 | 5 | 0 | 2 | 2 | 0 | 1 | 3 | | | |
| Damian Rolls, R OBP: 0.309, SLG: 0.412 | K | | | | | | K | 1B | K | 4 | 0 | 0 | 0 | 0 | 4 | 2 | | | |
| Travis Lee, L OBP: 0.362, SLG: 0.478 | K | | | | | | P6 | | | 4 | 0 | 1 | 0 | 0 | 1 | 2 | | | |
| Toby Hall, R OBP: 0.302, SLG: 0.380 | | | | | | | | 18 HR | P6 | 4 | 1 | 1 | 0 | 0 | 0 | 2 | | | |
| 18 Jared Sandberg, R OBP: 0.319, SLG: 0.471 | | | | | | | F8 | | | 3 | 1 | 2 | 2 | 0 | 0 | 0 | | | |
| Jason Tyner, L OBP: 0.326, SLG: 0.354 | | HR | | | | | | 1B | L8 | 1 | 0 | 0 | 0 | 0 | 0 | 0 | | | |
| Antonio Perez, R OBP: 0.336, SLG: 0.355 | | | | | | | | | | 3 | 0 | 0 | 0 | 0 | 0 | 1 | | | |
| Marlon Anderson, L OBP: 0.324, SLG: 0.355 | | L4 | | | | | | | F9 | 1 | 0 | 0 | 0 | 0 | 0 | 0 | | | |
| Inning Stats | R: 2 H: 2 E: 2 K: 2 S: 19 | H: 2 R: 3 ER: 0 LOB: 1 BB: 0 P: 26 | R: 2 H: 3 E: 0 K: 0 S: 14 | H: 3 R: 2 ER: 0 LOB: 2 BB: 1 P: 22 | R: 0 H: 0 E: 0 K: 1 S: 8 | H: 0 R: 0 ER: 0 LOB: 0 BB: 0 P: 12 | R: 0 H: 1 E: 0 K: 0 S: 5 | H: 1 R: 0 ER: 0 LOB: 1 BB: 0 P: 11 | R: 0 H: 1 E: 0 K: 0 S: 7 | H: 1 R: 0 ER: 0 LOB: 2 BB: 0 P: 12 | R: 1 H: 3 E: 0 K: 0 S: 13 | H: 3 R: 0 ER: 0 LOB: 0 BB: 0 P: 16 | R: 0 H: 1 E: 0 K: 1 S: 7 | H: 1 R: 0 ER: 0 LOB: 1 BB: 0 P: 10 | R: 0 H: 0 E: 0 K: 1 S: 7 | H: 0 R: 0 ER: 0 LOB: 0 BB: 0 P: 10 | 1B: 9 2B: 2 HR: 1 | SF: 0 SAC: 0 DP: 0 HBP: 1 | WP: 1 PA: 41 PB: 0 SB: 3 CS: 0 |
| PITCHER | IP WLS BF H R ER SO BB IBB HBP BLK WP HR S P ERA WHIP | IP WLS BF H R ER SO BB IBB HBP BLK WP HR S P ERA WHIP | IP WLS BF H R ER SO BB IBB HBP BLK WP HR S P ERA WHIP | IP WLS BF H R ER SO BB IBB HBP BLK WP HR S P ERA WHIP | IP WLS BF H R ER SO BB IBB HBP BLK WP HR S P ERA WHIP | IP WLS BF H R ER SO BB IBB HBP BLK WP HR S P ERA WHIP | IP WLS BF H R ER SO BB IBB HBP BLK WP HR S P ERA WHIP | IP WLS BF H R ER SO BB IBB HBP BLK WP HR S P ERA WHIP | IP WLS BF H R ER SO BB IBB HBP BLK WP HR S P ERA WHIP | IP WLS BF H R ER SO BB IBB HBP BLK WP HR S P ERA WHIP | IP WLS BF H R ER SO BB IBB HBP BLK WP HR S P ERA WHIP | IP WLS BF H R ER SO BB IBB HBP BLK WP HR S P ERA WHIP | IP WLS BF H R ER SO BB IBB HBP BLK WP HR S P ERA WHIP | IP WLS BF H R ER SO BB IBB HBP BLK WP HR S P ERA WHIP | IP WLS BF H R ER SO BB IBB HBP BLK WP HR S P ERA WHIP | IP WLS BF H R ER SO BB IBB HBP BLK WP HR S P ERA WHIP | IP WLS BF H R ER SO BB IBB HBP BLK WP HR S P ERA WHIP | IP WLS BF H R ER SO BB IBB HBP BLK WP HR S P ERA WHIP | |

Tampa Bay Devil Rays @ Cleveland Indians
Jacobs Field, Cleveland, OH
Sat Aug 16 2003, 7:05 PM EDT
Att: 23,397 - Cloudy - 77 F

AB 39
R 5
H 12
RBI 4
BB 1
SO 6
LOB 14



| Batter | 1 | 2 | 3 | 4 | 5 | 6 | 7 | 8 | 9 | AB | R | H | RBI | BB | SO | LOB | BOTTOM | | | | |
|---|---|---|---|---|---|---|---|---|---|---|---|---|---|---|---|---|---|---|-------------------------|------------------------------------|--|
| Coco Crisp, S OBP: 0.301, SLG: 0.353 | G4-3 | | | 1B | | CS | L3 | | B1-3 | 5 | 0 | 1 | 0 | 0 | 0 | 3 | | | | | |
| Casey Blake, R OBP: 0.316, SLG: 0.434 | P6 | | | FC6-4 | | | F7 | | G4-6-3 | 5 | 0 | 3 | 2 | 0 | 0 | 0 | | | | | |
| Jody Gerut, L OBP: 0.327, SLG: 0.472 | | | | 1B | | | | | 1B | 4 | 0 | 1 | 0 | 1 | 1 | 5 | | | | | |
| Ben Broussard, L OBP: 0.329, SLG: 0.449 | BB | | | | | | | | | 3 | 0 | 0 | 0 | 1 | 0 | 3 | | | | | |
| Alex Escobar, R OBP: 0.125, SLG: 0.500 | | | | | | | | | | 4 | 1 | 1 | 1 | 0 | 1 | 4 | | | | | |
| 48 Travis Hafner, L OBP: 0.316, SLG: 0.476 | | | | | | | | | | 3 | 0 | 0 | 0 | 1 | 2 | 0 | | | | | |
| Josh Bard, S OBP: 0.270, SLG: 0.301 | | | | | | | | | | 4 | 0 | 1 | 0 | 0 | 1 | 1 | | | | | |
| 2 Jhonny Peralta, R OBP: 0.307, SLG: 0.348 | | | | | | | | | | 2 | 1 | 0 | 0 | 2 | 0 | 1 | | | | | |
| 56 Angel Santos, S OBP: 0.314, SLG: 0.647 | | | | | | | | | | 4 | 1 | 2 | 0 | 0 | 0 | 2 | | | | | |
| Inning Stats | R: 0 H: 0 E: 0 K: 0 S: 9 | H: 0 R: 0 ER: 0 LOB: 1 BB: 1 P: 16 | R: 1 H: 1 E: 0 K: 0 S: 10 | H: 1 R: 0 ER: 0 LOB: 1 BB: 1 P: 18 | R: 0 H: 2 E: 0 K: 0 S: 12 | H: 2 R: 0 ER: 0 LOB: 2 BB: 0 P: 18 | R: 2 H: 3 E: 0 K: 1 S: 21 | H: 3 R: 0 ER: 0 LOB: 2 BB: 1 P: 37 | R: 0 H: 0 E: 0 K: 1 S: 7 | H: 0 R: 0 ER: 0 LOB: 0 BB: 0 P: 11 | R: 0 H: 1 E: 0 K: 0 S: 7 | H: 1 R: 0 ER: 0 LOB: 2 BB: 0 P: 10 | R: 0 H: 1 E: 0 K: 1 S: 9 | H: 1 R: 0 ER: 0 LOB: 1 BB: 1 P: 20 | R: 0 H: 0 E: 0 K: 2 S: 11 | H: 0 R: 0 ER: 0 LOB: 1 BB: 1 P: 20 | R: 0 H: 1 E: 0 K: 0 S: 5 | H: 1 R: 0 ER: 0 LOB: 0 BB: 0 P: 8 | 1B: 8 2B: 0 HR: 1 | SF: 0 SAC: 0 DP: 1 HBP: 0 | WP: 0 PA: 40 PB: 0 SB: 0 CS: 1 |
| PITCHER | IP WLS BF H R ER SO BB IBB HBP BLK WP HR S P ERA WHIP | IP WLS BF H R ER SO BB IBB HBP BLK WP HR S P ERA WHIP | IP WLS BF H R ER SO BB IBB HBP BLK WP HR S P ERA WHIP | IP WLS BF H R ER SO BB IBB HBP BLK WP HR S P ERA WHIP | IP WLS BF H R ER SO BB IBB HBP BLK WP HR S P ERA WHIP | IP WLS BF H R ER SO BB IBB HBP BLK WP HR S P ERA WHIP | IP WLS BF H R ER SO BB IBB HBP BLK WP HR S P ERA WHIP | IP WLS BF H R ER SO BB IBB HBP BLK WP HR S P ERA WHIP | IP WLS BF H R ER SO BB IBB HBP BLK WP HR S P ERA WHIP | IP WLS BF H R ER SO BB IBB HBP BLK WP HR S P ERA WHIP | IP WLS BF H R ER SO BB IBB HBP BLK WP HR S P ERA WHIP | IP WLS BF H R ER SO BB IBB HBP BLK WP HR S P ERA WHIP | IP WLS BF H R ER SO BB IBB HBP BLK WP HR S P ERA WHIP | IP WLS BF H R ER SO BB IBB HBP BLK WP HR S P ERA WHIP | IP WLS BF H R ER SO BB IBB HBP BLK WP HR S P ERA WHIP | IP WLS BF H R ER SO BB IBB HBP BLK WP HR S P ERA WHIP | IP WLS BF H R ER SO BB IBB HBP BLK WP HR S P ERA WHIP | IP WLS BF H R ER SO BB IBB HBP BLK WP HR S P ERA WHIP | | | |

Tampa Bay Devil Rays @ Cleveland Indians
Jacobs Field, Cleveland, OH
Sat Aug 16 2003, 7:05 PM EDT
Att: 23,397 - Cloudy - 77 F

AB 34
R 3
H 9
RBI 3
BB 5
SO 5
LOB 19



| Batter | 1 | 2 | 3 | 4 | 5 | 6 | 7 | 8 | 9 | 10 | 11 | 12 | AB | R | H | RBI | BB | SO | LOB | TOP |
|--|---|--|---------------------------------|--------------------------|------------------------|-------------------------|------------------------|--------------------------|-----------------------|--------------------------|-----------------------|--------------------------|-----------------------|--------------------------|----------------------------------|---------------------------------------|---|--------|-----|-----|
| 13 Carl Crawford, L OBP: 0.306, SLG: 0.350 | 2-1 BB F9-2 1B | 0-0 P4 | | 1-1 G1-3 | | | 4-2 F9 SF7 BB | | 1-0 F7 | | 3-2 F7 | | 5 | 1 | 1 | 0 | 1 | 0 | 3 | |
| 5 Rocco Baldelli, R OBP: 0.333, SLG: 0.438 | 0-1 1B BB | 0-0 FC1-6 1B | | | 2-1 G3 | | 1-1 F9 | | 2-3 K | | | 0-0 G5-3 | | 6 | 0 | 2 | 1 | 0 | 1 | 1 |
| Aubrey Huff, L OBP: 0.361, SLG: 0.527 Jason Tyner, L OBP: 0.322, SLG: 0.349 | 4-1 1B BB | 1-2 2-3 3-4 1B | | | 0-1 1B | | 0-1 SF7 | | | 1-2 G4-3 | | 1-3 K | | 2 | 0 | 1 | 2 | 1 | 0 | 0 |
| Travis Lee, L OBP: 0.364, SLG: 0.485 | 0-0 F9-2 | 0-0 FC1-6 | | | 1-1 F9 | | 1-1 K | | 3-4 K | | 2-1 HR | | 1-0 1B | 5 | 1 | 2 | 1 | 1 | 0 | 6 |
| Al Martin, L OBP: 0.316, SLG: 0.368 Antonio Perez, R OBP: 0.333, SLG: 0.351 | 1-2 1B | | | 1-1 G4-1 | | 3-2 G4-3 | | 1-3 K | | 2-3 K | | 2-1 F9 | | 5 | 0 | 1 | 0 | 0 | 2 | 2 |
| Damian Rolls, R OBP: 0.302, SLG: 0.406 | 0-2 G5-3 | | 1-2 P3 | | | 1-3 K | | 3-3 K | | 4-1 BB | | | 4 | 0 | 0 | 0 | 1 | 2 | 3 | |
| Marlon Anderson, L OBP: 0.325, SLG: 0.354 | | 0-1 1B S | 2-1 L6 | | | 4-2 FC5-4 BB | | 2-3 K | | 1-0 P5 | | | 4 | 1 | 1 | 0 | 1 | 1 | 1 | |
| Javier Valentin, S OBP: 0.262, SLG: 0.383 18 Jared Sandberg, R OBP: 0.316, SLG: 0.465 Toby Hall, R OBP: 0.302, SLG: 0.380 | 4-1 5 1B BB | | | 2-2 G3-1 | | 0-1 F9 | | 2-2 F8 | | | 1-3 K | | 3 | 1 | 0 | 0 | 1 | 0 | 1 | |
| Julio Lugo, R OBP: 0.327, SLG: 0.356 | 1-0 SF9 5 1B | | 1-0 G5-3 | | | 2-1 FC5-4 | | 1-3 K | | 1-2 G6-3 | | | 5 | 0 | 1 | 0 | 0 | 1 | 1 | |
| Inning Stats | R: 0 E: 0 K: 14 | H: 3 LOB: 3 BB: 21 | R: 2 E: 0 K: 9 | H: 3 LOB: 2 BB: 15 | R: 0 E: 0 K: 7 | H: 0 LOB: 0 BB: 9 | R: 0 E: 0 K: 6 | H: 0 LOB: 1 BB: 18 | R: 0 E: 0 K: 11 | H: 0 LOB: 0 BB: 18 | R: 0 E: 0 K: 7 | H: 1 LOB: 1 BB: 17 | R: 0 E: 0 K: 8 | H: 1 LOB: 1 BB: 12 | 1B: 8 2B: 1 3B: 0 HR: 1 | SF: 2 SAC: 0 DP: 1 HBP: 0 | WP: 0 PB: 0 CS: 0 | PA: 50 | | |
| PITCHER | IP WLS BF H R ER SO BB IBB HBP BLK WP HR S P ERA WHIP | 37 Jake Westbrook, R ERA: 4.66 63 Rafael Betancourt, R ERA: 1.5 Daneys Baez, R ERA: 3.57 David Riske, R ERA: 2.51 Terry Mulholland, L ERA: 4.01 | 6.0 0.2 1.1 2.0 2.0 | 7 B 4 8 | 27 0 0 1 1 | 7 0 0 1 3 | 2 0 0 1 0 | 1 0 0 0 0 | 3 0 0 0 0 | 0 0 0 0 0 | 0 0 0 0 0 | 0 0 0 1 0 | 0 0 0 0 0 | 0 0 0 0 0 | 0 0 0 0 0 | 0.00 13.50 0.00 4.50 0.00 | 0.500 3.000 0.000 1.000 0.500 | | | |

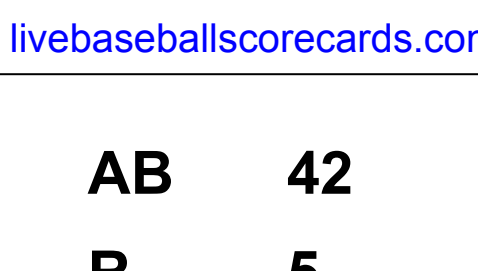
Tampa Bay Devil Rays @ Cleveland Indians
Jacobs Field, Cleveland, OH
Sun Aug 17 2003, 1:05 PM EDT
Att. 21,097 - Sunny - 74 F



| | |
|-----|----|
| AB | 42 |
| R | 4 |
| H | 9 |
| RBI | 4 |
| BB | 6 |
| SO | 9 |
| LOB | 19 |

| Batter | 1 | 2 | 3 | 4 | 5 | 6 | 7 | 8 | 9 | 10 | 11 | 12 | AB | R | H | RBI | BB | SO | LOB | BOTTOM |
|---|---|---|-----------------------|--------------------------|----------------------|--------------------------|-----------------------|--------------------------|-----------------------|--------------------------|----------------------|--------------------------|-----------------------|--------------------------|-----------------------|--------------------------|----------------------------------|------------------------------------|-------------------------|--------|
| Coco Crisp, S OBP: 0.299, SLG: 0.349 | 1-2 F8 | | 3-2 PO 1B | | 0-2 F9 | | 0-1 F8 | | | 2-3 K | 3-2 G4-3 | | 6 | 0 | 1 | 0 | 0 | 1 | 3 | |
| 56 Angel Santos, S OBP: 0.308, SLG: 0.595 Ben Grossard, L OBP: 0.333, SLG: 0.451 | 4-2 FC5-4 BB | | 0-3 K | | 3-3 K | | 0-3 K | | | 2-2 G4-3 1B | | 4-1 SH1-4 BB | 3 | 0 | 0 | 0 | 1 | 3 | 2 | |
| Casey Blake, R OBP: 0.317, SLG: 0.430 | 0-1 FC5-4 S | | 1-2 L5 | | 1-0 1B BB | | 2-2 G6-3 | | | 1-1 G4-3 | | 0-1 SH1-4 | 4 | 0 | 0 | 0 | 1 | 0 | 3 | |
| Ryan Ludwick, R OBP: 0.281, SLG: 0.400 | 3-3 K | | 1-2 PO | | 2-1 P4 | | 1-3 K | | | 0-0 K | | 1-0 1B | 6 | 0 | 3 | 3 | 0 | 2 | 1 | |
| Alex Escobar, R OBP: 0.154, SLG: 0.462 | | 3-2 4B 1B G6-4-3 2B | | 2-2 G5-3 | | 1-2 K | | 2-1 G4-3 | | 0-3 K | | | 5 | 1 | 1 | 0 | 0 | 2 | 3 | |
| 48 Travis Hafner, L OBP: 0.329, SLG: 0.482 Brian Anderson, R OBP: 0.273, SLG: 0.301 | | 0-0 G6-4-3 1B | | 0-2 2B | | 4-2 1B BB | | | 4-2 BB | | 4-2 2B BB | | 2 | 1 | 2 | 0 | 2 | 0 | 0 | |
| Tim Laker, R OBP: 0.280, SLG: 0.380 | 1-2 G6-4-3 | | 1-2 PO | | 3-2 L6 | | 1-1 L6 | | | 1-1 B2 | | 3-2 F8 | 5 | 0 | 1 | 1 | 0 | 0 | 4 | |
| 2 Jhonny Peralta, R OBP: 0.310, SLG: 0.350 | 0-1 1B | | 2-2 G4-3 | | 2-3 K | | 0-1 F9 | | | 0-1 F9 | | 0-0 1B | 5 | 0 | 2 | 0 | 0 | 1 | 2 | |
| John McDonald, R OBP: 0.226, SLG: 0.283 Jody Gerut, L OBP: 0.326, SLG: 0.471 Zach Sorenson, S OBP: 0.268, SLG: 0.257 | 2-1 P3 | | | 1-2 E5 BB 1B | | 1-3 K | | | 3-3 K | | 1-3 K | | 3 | 1 | 0 | 0 | 0 | 1 | 1 | |
| Inning Stats | R: 0 E: 0 K: 10 | H: 0 LOB: 1 BB: 18 | R: 1 E: 0 K: 11 | H: 3 LOB: 1 BB: 17 | R: 0 E: 0 K: 1 | H: 1 LOB: 0 BB: 22 | R: 1 E: 0 K: 19 | H: 2 LOB: 1 BB: 29 | R: 1 E: 1 K: 14 | H: 1 LOB: 2 BB: 15 | R: 0 E: 0 K: 8 | H: 1 LOB: 1 BB: 17 | R: 1 E: 0 K: 16 | H: 2 LOB: 1 BB: 18 | R: 0 E: 0 K: 16 | H: 1 LOB: 2 BB: 17 | 1B: 9 2B: 3 3B: 0 HR: 0 | SF: 0 SAC: 1 DP: 2 HBP: 0 | WP: 0 PB: 0 CS: 0 | PA: 50 |
| PITCHER | IP WLS BF H R ER SO BB IBB HBP BLK WP HR S P ERA WHIP | Joe Kennedy, L ERA: 5.19 Jorge Sosa, R ERA: 4.85 Jesus Colome, R ERA: 4.24 | 4.2 5.1 1.1 | 22 19 8 | 7 3 1 | 3 1 1 | 2 2 2 | 0 0 0 | 0 0 0 | 0 0 0 | 0 0 0 | 0 0 0 | 0 0 0 | 0 0 0 | 0 0 0 | 3.86 1.69 6.75 | 1.929 0.750 3.000 | | | |

Tampa Bay Devil Rays @ Cleveland Indians
Jacobs Field, Cleveland, OH
Sun Aug 17 2003, 1:05 PM EDT
Att. 21,097 - Sunny - 74 F



| | |
|-----|----|
| AB | 42 |
| R | 5 |
| H | 11 |
| RBI | 4 |
| BB | 6 |
| SO | 12 |
| LOB | 22 |

| Batter | 1 | 2 | 3 | 4 | 5 | 6 | 7 | 8 | 9 | 10 | 11 | 12 | 13 | AB | R | H | RBI | BB | SO | LOB | TOP | | | | | |
|---|---|---|---|--|--|---|------------------------------|----------------------------------|-------------------------------|---------------------------------|-------------------------------|----------------------------------|-------------------------------|----------------------------------|------------------------------|---------------------------------|-------------------------------|----------------------------------|------------------------------|---------------------------------|-------------------------------|----------------------------------|-----------------------------------|------------------------------------|-----------------------------------|--------|
| 13 Carl Crawford, L OBP: 0.306, SLG: 0.349 (1, 7) | G3 | | P6 | | F8 | | F7 | | F7 | | FC6-4 1B | | SF9 1B | 7 | 0 | 2 | 2 | 0 | 0 | 3 | | | | | | |
| Julio Lugo, R OBP: 0.326, SLG: 0.376 (1, 6) | HR | | K | | | FC3-6 1B | | HR | | G4-3 | FC6-4 1B | | SF9 1B | 6 | 3 | 3 | 3 | 0 | 1 | 3 | | | | | | |
| 5 Rocco Baldelli, R OBP: 0.330, SLG: 0.434 (1, 8) | G6-3 | | | F9 | | FC3-6 1B | G5-3 | | | G5-3 | | G6-3 | G5-3 | 7 | 0 | 1 | 0 | 0 | 0 | 1 | | | | | | |
| Aubrey Huff, L OBP: 0.356, SLG: 0.522 (1, 10) | G1 | | | G1-3 | | FC3-6 1B | G6-3 | | | G6-3 | | G4-3 | | 5 | 0 | 0 | 0 | 1 | 0 | 0 | | | | | | |
| Travis Lee, L OBP: 0.361, SLG: 0.480 (1, 3) | | P1 | | | 2B 1B | FC3-6 1B | | K | | | G3 | G3 | | 6 | 0 | 1 | 1 | 0 | 1 | 2 | | | | | | |
| Damian Rolls, R OBP: 0.311, SLG: 0.412 (9, 5) | | 1B | | | | K | | K | | | G6-3 | | 2B FC6-2 1B | 6 | 0 | 3 | 0 | 0 | 2 | 2 | | | | | | |
| Toby Hall, R OBP: 0.305, SLG: 0.386 (13, PR) | P2 | | | | | | G3 18 SH3 HBP | | F9 | | 1B 2B | | FC6-2 13 1B 2B | 5 | 1 | 2 | 0 | 0 | 0 | 3 | | | | | | |
| Al Martin, L OBP: 0.316, SLG: 0.366 (13, 2) | | | | F7 | | | | | | | | | | 0 | 1 | 0 | 0 | 0 | 0 | 0 | | | | | | |
| Javier Valentin, S OBP: 0.262, SLG: 0.383 (13, 2) | | | | | | | | | | | | | | 0 | 0 | 0 | 0 | 0 | 0 | 0 | | | | | | |
| 18 Jared Sandberg, R OBP: 0.316, SLG: 0.456 (9, PR) | K | | | | | G6-3 | SH3 | | | | 13 1B 1B | | FC6-2 13 1B BB | 2 | 0 | 0 | 0 | 1 | 1 | 1 | | | | | | |
| Jason Tyner, L OBP: 0.337, SLG: 0.357 (9, 9) | | | | | | | | | | | 2-3 1B | | | 1 | 1 | 1 | 0 | 1 | 0 | 0 | | | | | | |
| Antonio Perez, R OBP: 0.328, SLG: 0.345 (7, PH) | | | | | | | | | | | | | | 2 | 0 | 0 | 0 | 0 | 1 | 0 | | | | | | |
| Marlon Anderson, L OBP: 0.327, SLG: 0.356 (7, 4) | | | K | | P6 | | G3 | | | | 1-2 2-3 3H 1B | | FC6-2 13 1B SF9 | 4 | 1 | 2 | 1 | 0 | 0 | 4 | | | | | | |
| Inning Stats | R: 1 E: 0 K: 0 S: 10 | H: 1 LOB: 0 BB: 0 P: 17 | R: 0 E: 0 K: 1 S: 12 | H: 1 LOB: 1 BB: 0 P: 16 | R: 0 E: 0 K: 2 S: 7 | H: 0 LOB: 0 BB: 13 P: 13 | R: 0 E: 0 K: 0 S: 9 | H: 2 LOB: 2 BB: 0 P: 13 | R: 0 E: 0 K: 1 S: 13 | H: 0 LOB: 0 BB: 0 P: 9 | R: 1 E: 0 K: 1 S: 13 | H: 1 LOB: 2 BB: 1 P: 19 | R: 0 E: 0 K: 1 S: 14 | H: 1 LOB: 2 BB: 1 P: 20 | R: 0 E: 0 K: 0 S: 6 | H: 0 LOB: 0 BB: 0 P: 9 | R: 1 E: 0 K: 0 S: 13 | H: 4 LOB: 3 BB: 0 P: 20 | R: 0 E: 0 K: 0 S: 6 | H: 0 LOB: 0 BB: 0 P: 7 | R: 0 E: 0 K: 0 S: 24 | H: 3 LOB: 1 BB: 1 P: 34 | 1B: 10 2B: 4 3B: 0 HR: 2 | SF: 1 SAC: 1 DP: 1 HBP: 1 | W/P: 0 PB: 0 SB: 1 CS: 1 | PA: 57 |
| PITCHER | IP WLS BF H R ER SO BB IBB HBP BLK WP HR S P ERA WHIP | 5.1 23 6 2 2 2 3 1 0 0 0 0 1 53 83 3.38 1.312 | 1.2 0 0 0 0 1 0 0 0 0 0 0 10 16 0.00 0.000 | 1.0 B 4 1 1 1 1 0 0 0 0 0 1 12 16 9.00 1.000 | 1.0 L 5 1 0 0 1 1 0 0 0 0 0 14 20 0.00 2.000 | 4.0 L 20 7 4 4 0 1 0 0 0 0 0 49 70 9.00 2.000 | | | | | | | | | | | | | | | | | | | | |

Tampa Bay Devil Rays @ Cleveland Indians
 Jacobs Field, Cleveland, OH
 Mon Aug 18 2003, 7:05 PM EDT
 Att. 18,685 - Sunny - 73 F

livebaseballscorecards.com

AB 51
 R 7
 H 15
 RBI 7
 BB 3
 SO 6
 LOB 19



| Batter | 1 | 2 | 3 | 4 | 5 | 6 | 7 | 8 | 9 | 10 | 11 | 12 | 13 | AB | R | H | RBI | BB | SO | LOB | BOTTOM | | | | | | | |
|--|---|---|--|---|---|----------------------------------|-------------------------------|----------------------------------|------------------------------|----------------------------------|-------------------------------|----------------------------------|-------------------------------|----------------------------------|------------------------------|----------------------------------|------------------------------|----------------------------------|-------------------------------|----------------------------------|------------------------------|----------------------------------|------------------------------|----------------------------------|----------------------------------|------------------------------------|-----------------------------------|--------|
| Coco Crisp, S OBP: 0.303, SLG: 0.367 (1, 8) | HR | | G6-3 | | | | | | | G4-3 | | | G3-1 | 6 | 1 | 3 | 2 | 0 | 0 | 0 | | | | | | | | |
| Matt Lawton, L OBP: 0.341, SLG: 0.436 (1, 10) | FC6-4 1B | | G1-3 | | | G4-1 | P3 | | | G4-3 | | | E4 | 6 | 0 | 1 | 0 | 0 | 0 | 2 | | | | | | | | |
| Jody Gerut, L OBP: 0.326, SLG: 0.468 (1, 7) | F7 | | G6-3 | | | | | | | | F8 BB SF9 1B | | F7 | 6 | 1 | 2 | 0 | 0 | 1 | 2 | | | | | | | | |
| Ben Broussard, L OBP: 0.333, SLG: 0.447 (1, 3) | FC6-4 1B | | | | G6-3 | | | | | | | | F7 | 5 | 0 | 1 | 0 | 1 | 1 | 3 | | | | | | | | |
| Ryan Ludwick, R OBP: 0.283, SLG: 0.414 (1, 9) | 1B | | | | | L8 | P3 | | | | F8 | | F8 | 6 | 0 | 2 | 0 | 0 | 0 | 4 | | | | | | | | |
| Casey Blake, R OBP: 0.317, SLG: 0.430 (1, 5) | G6-3 | | | | | | | | | | SF9 | | | 3 | 1 | 1 | 1 | 0 | 1 | 2 | | | | | | | | |
| Josh Bard, S OBP: 0.274, SLG: 0.302 (7, PR) | | G4-3 | | | | | | | | | | | | 3 | 0 | 1 | 0 | 0 | 0 | 2 | | | | | | | | |
| John McDonald, R OBP: 0.254, SLG: 0.281 (8, 4) | | | | | G6-3 | | | | | | | | | 2 | 1 | 0 | 0 | 0 | 1 | 1 | | | | | | | | |
| 2 Jhonny Peralta, R OBP: 0.302, SLG: 0.340 (1, 6) | | G4-3 | | | | | | | | | | | | 4 | 0 | 0 | 0 | 0 | 3 | 0 | | | | | | | | |
| 56 Angel Santos, S OBP: 0.293, SLG: 0.564 (7, PH) | | | | | | | | | | | | | | 2 | 0 | 0 | 0 | 0 | 0 | 0 | | | | | | | | |
| 48 Travis Hafner, L OBP: 0.320, SLG: 0.482 (7, PH) | | | | | | | | | | | | | | 0 | 0 | 0 | 0 | 0 | 0 | 0 | | | | | | | | |
| Tim Laker, R OBP: 0.275, SLG: 0.372 (8, 2) | | | | | | | | | | | | | | 3 | 0 | 0 | 1 | 0 | 0 | 1 | | | | | | | | |
| Inning Stats | R: 1 E: 0 K: 0 S: 13 | H: 3 LOB: 2 BB: 0 P: 20 | R: 0 E: 0 K: 0 S: 5 | H: 0 LOB: 0 BB: 0 P: 10 | R: 0 E: 0 K: 0 S: 10 | H: 1 LOB: 1 BB: 0 P: 13 | R: 0 E: 0 K: 1 S: 11 | H: 1 LOB: 1 BB: 0 P: 18 | R: 0 E: 0 K: 0 S: 6 | H: 1 LOB: 0 BB: 0 P: 11 | R: 2 E: 0 K: 0 S: 16 | H: 3 LOB: 1 BB: 0 P: 24 | R: 0 E: 0 K: 1 S: 14 | H: 1 LOB: 0 BB: 0 P: 19 | R: 0 E: 0 K: 3 S: 9 | H: 0 LOB: 0 BB: 0 P: 13 | R: 0 E: 0 K: 0 S: 6 | H: 0 LOB: 0 BB: 0 P: 11 | R: 1 E: 0 K: 0 S: 12 | H: 1 LOB: 1 BB: 1 P: 19 | R: 0 E: 0 K: 1 S: 5 | H: 0 LOB: 0 BB: 0 P: 10 | R: 0 E: 1 K: 0 S: 8 | H: 0 LOB: 1 BB: 1 P: 10 | 1B: 8 2B: 2 3B: 1 HR: 1 | SF: 1 SAC: 1 DP: 2 HBP: 1 | W/P: 0 PB: 0 SB: 0 CS: 2 | PA: 51 |
| PITCHER | IP WLS BF H R ER SO BB IBB HBP BLK WP HR S P ERA WHIP | 6.1 26 8 3 3 2 0 0 0 0 0 0 1 60 93 4.26 1.263 | 1.0 B 5 2 0 0 1 0 0 0 0 0 0 14 20 0.00 2.000 | 2.0 5 0 0 0 3 0 0 0 0 0 0 19 29 0.00 0.000 | 3.2 W 14 1 1 1 1 1 0 0 0 0 0 29 46 2.46 0.545 | | | | | | | | | | | | | | | | | | | | | | | |

Tampa Bay Devil Rays @ Cleveland Indians
 Jacobs Field, Cleveland, OH
 Mon Aug 18 2003, 7:05 PM EDT
 Att. 18,685 - Sunny - 73 F

livebaseballscorecards.com

AB 46
 R 4
 H 11
 RBI 4
 BB 1
 SO 7
 LOB 17



| Batter | 1 | 2 | 3 | 4 | 5 | 6 | 7 | 8 | 9 | AB | R | H | RBI | BB | SO | LOB | TOP | | | | | | | | | | |
|--|------------------------------|----------------------------------|-------------------------------|----------------------------------|-------------------------------|----------------------------------|-------------------------------|----------------------------------|------------------------------|----------------------------------|------------------------------|----------------------------------|-------------------------------|----------------------------------|-------------------------------|----------------------------------|-------------------------------|----------------------------------|-----------------------------------|------------------------------------|-----------------------------------|--|--|--|--|--|--|
| 13 Carl Crawford, L OBP: 0.308, SLG: 0.351 | | | | | | | | | | 6 | 2 | 3 | 0 | 0 | 0 | 3 | | | | | | | | | | | |
| Julio Lugo, R OBP: 0.326, SLG: 0.383 | | | | | | | | | | 4 | 1 | 1 | 1 | 0 | 0 | 3 | | | | | | | | | | | |
| 5 Rocco Baldelli, R OBP: 0.331, SLG: 0.436 | | | | | | | | | | 5 | 0 | 2 | 3 | 0 | 1 | 1 | | | | | | | | | | | |
| Aubrey Huff, L OBP: 0.361, SLG: 0.523 Jason Tyner, L OBP: 0.337, SLG: 0.357 | | | | | | | | | | 5 | 0 | 3 | 0 | 0 | 0 | 1 | | | | | | | | | | | |
| Travis Lee, L OBP: 0.359, SLG: 0.476 | | | | | | | | | | 4 | 1 | 0 | 0 | 1 | 1 | 4 | | | | | | | | | | | |
| Damian Rolis, R OBP: 0.317, SLG: 0.415 | | | | | | | | | | 5 | 2 | 3 | 1 | 0 | 0 | 2 | | | | | | | | | | | |
| Toby Hall, R OBP: 0.304, SLG: 0.383 | | | | | | | | | | 5 | 0 | 1 | 0 | 0 | 1 | 4 | | | | | | | | | | | |
| 18 Jared Sandberg, R OBP: 0.333, SLG: 0.489 | | | | | | | | | | 2 | 2 | 1 | 3 | 2 | 1 | 0 | | | | | | | | | | | |
| Marlon Anderson, L OBP: 0.327, SLG: 0.358 | | | | | | | | | | 4 | 0 | 2 | 1 | 0 | 0 | 4 | | | | | | | | | | | |
| Inning Stats | R: 0 E: 0 K: 0 S: 8 | H: 1 LOB: 0 BB: 0 P: 14 | R: 0 E: 0 K: 0 S: 11 | H: 2 LOB: 3 BB: 1 P: 18 | R: 1 E: 0 K: 0 S: 11 | H: 2 LOB: 2 BB: 1 P: 18 | R: 0 E: 0 K: 2 S: 10 | H: 1 LOB: 1 BB: 0 P: 14 | R: 0 E: 0 K: 0 S: 7 | H: 0 LOB: 0 BB: 0 P: 11 | R: 0 E: 0 K: 1 S: 7 | H: 0 LOB: 0 BB: 0 P: 11 | R: 2 E: 0 K: 0 S: 10 | H: 3 LOB: 2 BB: 1 P: 18 | R: 1 E: 0 K: 0 S: 11 | H: 2 LOB: 1 BB: 0 P: 15 | R: 5 E: 1 K: 1 S: 24 | H: 5 LOB: 1 BB: 0 P: 39 | 1B: 13 2B: 1 3B: 0 HR: 2 | SF: 1 SAC: 2 DP: 0 HBP: 0 | WP: 0 PA: 46 PB: 0 CS: 1 | | | | | | |
| PITCHER | IP | WLS | BF | H | R | ER | SO | BB | IBB | HBP | BLK | WP | HR | S | P | ERA | WHIP | | | | | | | | | | |
| Eric DuBose, L ERA: 3.3 | 7.0 | L | 32 | 9 | 3 | 3 | 3 | 3 | 0 | 0 | 0 | 0 | 0 | 64 | 104 | 3.86 | 1.714 | | | | | | | | | | |
| Hector Carrasco, R ERA: 4.39 | 0.1 | | 3 | 2 | 1 | 1 | 0 | 0 | 0 | 0 | 0 | 0 | 0 | 6 | 7 | 27.00 | 6.000 | | | | | | | | | | |
| John Parrish, L ERA: 6.0 | 0.2 | | 2 | 0 | 0 | 0 | 0 | 0 | 0 | 0 | 0 | 0 | 0 | 5 | 8 | 0.00 | 0.000 | | | | | | | | | | |
| Jorge Julio, R ERA: 4.31 | 0.2 | | 7 | 4 | 5 | 2 | 1 | 0 | 0 | 0 | 0 | 0 | 2 | 18 | 29 | 27.00 | 6.000 | | | | | | | | | | |
| B.J. Ryan, L ERA: 4.79 | 0.1 | | 2 | 1 | 0 | 0 | 0 | 0 | 0 | 0 | 0 | 0 | 0 | 6 | 10 | 0.00 | 3.000 | | | | | | | | | | |

Tampa Bay Devil Rays @ Baltimore Orioles
 Oriole Park at Camden Yards, Baltimore, MD
 Tue Aug 19 2003, 7:05 PM EDT
 Att: 23,861 - Cloudy - 86 F

livebaseballscorecards.com

AB 40
 R 9
 H 16
 RBI 9
 BB 3
 SO 4
 LOB 22



| Batter | 1 | 2 | 3 | 4 | 5 | 6 | 7 | 8 | 9 | AB | R | H | RBI | BB | SO | LOB | BOTTOM | | | | | | | | | | |
|---|-------------------------------|----------------------------------|------------------------------|----------------------------------|------------------------------|----------------------------------|------------------------------|----------------------------------|------------------------------|----------------------------------|-------------------------------|----------------------------------|------------------------------|----------------------------------|------------------------------|----------------------------------|-------------------------------|----------------------------------|----------------------------------|------------------------------------|-----------------------------------|--|--|--|--|--|--|
| Luis Matos, R OBP: 0.363, SLG: 0.487 | | | | | | | | | | 2 | 0 | 0 | 0 | 2 | 0 | 1 | | | | | | | | | | | |
| Deivi Cruz, R OBP: 0.281, SLG: 0.406 | | | | | | | | | | 4 | 1 | 2 | 0 | 0 | 0 | 1 | | | | | | | | | | | |
| B.J. Surhoff, L OBP: 0.368, SLG: 0.448 | | | | | | | | | | 4 | 1 | 1 | 0 | 0 | 0 | 3 | | | | | | | | | | | |
| 31 Jay Gibbons, L OBP: 0.350, SLG: 0.486 | | | | | | | | | | 3 | 0 | 0 | 1 | 0 | 0 | 3 | | | | | | | | | | | |
| Tony Batista, R OBP: 0.284, SLG: 0.414 | | | | | | | | | | 4 | 0 | 1 | 0 | 0 | 0 | 2 | | | | | | | | | | | |
| Larry Bigbie, L OBP: 0.333, SLG: 0.392 | | | | | | | | | | 3 | 0 | 1 | 0 | 1 | 0 | 0 | | | | | | | | | | | |
| Brook Fordyce, R OBP: 0.315, SLG: 0.378 | | | | | | | | | | 4 | 0 | 1 | 0 | 0 | 1 | 3 | | | | | | | | | | | |
| Jack Cust, L OBP: 0.333, SLG: 0.500 | | | | | | | | | | 3 | 0 | 0 | 0 | 1 | 1 | 3 | | | | | | | | | | | |
| Jose Morban, S OBP: 0.241, SLG: 0.300 | | | | | | | | | | 3 | 0 | 0 | 0 | 0 | 2 | 3 | | | | | | | | | | | |
| Inning Stats | R: 0 E: 0 K: 0 S: 13 | H: 1 LOB: 2 BB: 1 P: 23 | R: 0 E: 0 K: 0 S: 6 | H: 1 LOB: 0 BB: 0 P: 13 | R: 0 E: 0 K: 0 S: 8 | H: 0 LOB: 0 BB: 1 P: 14 | R: 0 E: 0 K: 0 S: 7 | H: 1 LOB: 1 BB: 0 P: 10 | R: 0 E: 0 K: 0 S: 6 | H: 0 LOB: 0 BB: 1 P: 13 | R: 2 E: 1 K: 0 S: 11 | H: 2 LOB: 0 BB: 0 P: 16 | R: 0 E: 0 K: 1 S: 8 | H: 0 LOB: 0 BB: 0 P: 13 | R: 1 E: 1 K: 0 S: 8 | H: 0 LOB: 1 BB: 0 P: 12 | R: 0 E: 0 K: 3 S: 13 | H: 1 LOB: 2 BB: 1 P: 20 | 1B: 4 2B: 2 3B: 0 HR: 0 | SF: 1 SAC: 1 DP: 1 HBP: 0 | WP: 0 PA: 36 PB: 0 CS: 0 | | | | | | |
| PITCHER | IP | WLS | BF | H | R | ER | SO | BB | IBB | HBP | BLK | WP | HR | S | P | ERA | WHIP | | | | | | | | | | |
| Geremi Gonzalez, R ERA: 3.46 | 7.1 | W | 29 | 5 | 2 | 1 | 1 | 3 | 0 | 0 | 0 | 0 | 0 | 62 | 106 | 1.23 | 1.091 | | | | | | | | | | |
| Mark Matoska, L ERA: 3.39 | 0.2 | H | 2 | 0 | 0 | 0 | 0 | 0 | 0 | 0 | 0 | 0 | 0 | 5 | 8 | 0.00 | 0.000 | | | | | | | | | | |
| Jesus Colome, R ERA: 4.17 | 1.0 | | 5 | 1 | 0 | 0 | 3 | 1 | 0 | 0 | 0 | 0 | 0 | 13 | 20 | 0.00 | 2.000 | | | | | | | | | | |

Tampa Bay Devil Rays @ Baltimore Orioles
 Oriole Park at Camden Yards, Baltimore, MD
 Tue Aug 19 2003, 7:05 PM EDT
 Att: 23,861 - Cloudy - 86 F

livebaseballscorecards.com

AB 30
 R 2
 H 6
 RBI 1
 BB 4
 SO 4
 LOB 19



| Batter | 1 | 2 | 3 | 4 | 5 | 6 | 7 | 8 | 9 | AB | R | H | RBI | BB | SO | LOB | TOP | | | | | | | | |
|---|------------------------------|----------------------------------|------------------------------|----------------------------------|-------------------------------|----------------------------------|------------------------------|---------------------------------|-------------------------------|----------------------------------|-------------------------------|----------------------------------|-------------------------------|----------------------------------|-------------------------------|----------------------------------|--|----------------------------------|----------------------------------|------------------------------------|----------------------------------|--------|--|--|--|
| 13 Carl Crawford, L OBP: 0.308, SLG: 0.351 | 0-1 L4-6 5 5 1B | | 0-0 F9 | | | 3-1 G4-3 | | 0-0 FC1-6 1B | | 5 | 0 | 2 | 0 | 0 | 1 | 4 | Tampa Bay Devil Rays @ Baltimore Orioles Oriole Park at Camden Yards, Baltimore, MD Wed Aug 20 2003, 7:05 PM EDT Att: 27,921 - Cloudy - 90 F livebaseballscorecards.com | | | | | | | | |
| Julio Lugo, R OBP: 0.326, SLG: 0.381 | 1-3 K | | 1-0 FC5 | | | 4-1 5 2B | | 0-2 FC1-6 | | 4 | 1 | 1 | 0 | 1 | 1 | 4 | | | | | | | | | |
| 5 Rocco Baldelli, R OBP: 0.331, SLG: 0.438 | 2-2 L4-6 1-2 | | | | 1-0 K | | | 2-3 K | | 5 | 0 | 2 | 0 | 0 | 2 | 2 | | | | | | | | | |
| Aubrey Huff, L OBP: 0.357, SLG: 0.517 | | 1-0 F8 | | | 0-0 F8 | | | 0-1 FC3-6 FC6-4 1B | | 5 | 1 | 0 | 0 | 0 | 0 | 4 | | | | | | | | | |
| Travis Lee, L OBP: 0.360, SLG: 0.473 | | 3-3 K | | | 0-2 1B | | 2-2 F8 | | 2-2 F7 | 4 | 0 | 1 | 0 | 1 | 1 | 0 | | | | | | | | | |
| Damian Rolls, R OBP: 0.311, SLG: 0.408 | | 0-1 F9 | | | 0-0 P4 | | 3-2 P4 | | 2-2 F8 | 5 | 0 | 0 | 1 | 0 | 0 | 3 | | | | | | | | | |
| Toby Hall, R OBP: 0.308, SLG: 0.390 | | | 1-0 FC5 1B | | | 0-1 F7 | | 3-2 18 2B FC6-4 1B | | 4 | 1 | 3 | 1 | 0 | 0 | 0 | | | | | | | | | |
| 18 Jared Sandberg, R OBP: 0.340, SLG: 0.532 | | | 0-3 K | | | 0-1 HR | | 1-0 FC6-4 | | 4 | 1 | 2 | 2 | 0 | 1 | 3 | | | | | | | | | |
| Marlon Anderson, L OBP: 0.333, SLG: 0.369 | | | 2-2 FC5 1B | | | 0-1 HR | | 4-1 BB | | 2 | 1 | 2 | 1 | 1 | 0 | 0 | | | | | | | | | |
| Adam Platt, R OBP: 0.278, SLG: 0.455 | | | | | | | | | 3-3 K | 1 | 0 | 0 | 0 | 0 | 1 | 0 | | | | | | | | | |
| Inning Stats | R: 0 E: 0 K: 1 S: 8 | H: 1 LOB: 0 BB: 0 P: 11 | R: 0 E: 0 K: 1 S: 6 | H: 0 LOB: 0 BB: 0 P: 10 | R: 0 E: 0 K: 1 S: 10 | H: 2 LOB: 2 BB: 0 P: 14 | R: 0 E: 0 K: 1 S: 8 | H: 1 LOB: 1 BB: 0 P: 8 | R: 2 E: 0 K: 0 S: 12 | H: 3 LOB: 2 BB: 1 P: 20 | R: 1 E: 0 K: 1 S: 18 | H: 2 LOB: 2 BB: 1 P: 31 | R: 2 E: 0 K: 0 S: 12 | H: 3 LOB: 2 BB: 1 P: 22 | R: 0 E: 0 K: 2 S: 12 | H: 1 LOB: 1 BB: 0 P: 17 | R: 0 E: 0 K: 0 S: 9 | H: 0 LOB: 0 BB: 0 P: 14 | 1B: 8 2B: 4 3B: 0 HR: 2 | SF: 0 SAC: 0 DP: 1 HBP: 0 | WP: 0 PB: 0 SB: 1 CS: 0 | PA: 42 | | | |
| PITCHER | IP | WLS | BF | H | R | ER | SO | BB | IBB | HBP | BLK | WP | HR | S | P | ERA | WHIP | | | | | | | | |
| Daman Moss, L ERA: 4.52 | 5.2 | W | 27 | 9 | 3 | 3 | 4 | 2 | 0 | 0 | 0 | 0 | 2 | 58 | 90 | 4.76 | 1.941 | | | | | | | | |
| Rick Bauer, R ERA: 5.15 | 1.1 | | 8 | 3 | 2 | 2 | 1 | 1 | 0 | 0 | 0 | 0 | 0 | 16 | 26 | 13.50 | 3.000 | | | | | | | | |
| B.J. Ryan, L ERA: 4.72 | 0.1 | H | 2 | 1 | 0 | 0 | 1 | 0 | 0 | 0 | 0 | 0 | 0 | 4 | 7 | 0.00 | 3.000 | | | | | | | | |
| Kerry Ligtenberg, R ERA: 3.35 | 0.2 | H | 2 | 0 | 0 | 0 | 1 | 0 | 0 | 0 | 0 | 0 | 0 | 8 | 10 | 0.00 | 0.000 | | | | | | | | |
| Buddy Groom, L ERA: 6.11 | 1.0 | | 3 | 0 | 0 | 0 | 0 | 0 | 0 | 0 | 0 | 0 | 0 | 9 | 14 | 0.00 | 0.000 | | | | | | | | |

| Batter | 1 | 2 | 3 | 4 | 5 | 6 | 7 | 8 | 9 | AB | R | H | RBI | BB | SO | LOB | BOTTOM | | | | | | | | |
|---|-------------------------------|----------------------------------|------------------------------|----------------------------------|-------------------------------|----------------------------------|-------------------------------|----------------------------------|-------------------------------|----------------------------------|-------------------------------|----------------------------------|------------------------------|----------------------------------|-------------------------------|----------------------------------|--|------------------------------------|----------------------------------|--------|--|--|--|--|--|
| 1 Brian Roberts, S OBP: 0.347, SLG: 0.375 | 4-0 2B BB | 0-1 FC4-6 1-2 | | 1-0 P6 | | 2-2 L6 | | 2-2 E SH3 SF7 1B | | 4 | 2 | 1 | 0 | 1 | 0 | 1 | Tampa Bay Devil Rays @ Baltimore Orioles Oriole Park at Camden Yards, Baltimore, MD Wed Aug 20 2003, 7:05 PM EDT Att: 27,921 - Cloudy - 90 F livebaseballscorecards.com | | | | | | | | |
| Luis Matos, R OBP: 0.361, SLG: 0.483 | 1-2 F9 | 1-3 K | | 2-2 31 E HBP | | 1-0 F8 | | 0-0 SH3 | | 3 | 1 | 0 | 0 | 0 | 1 | 2 | | | | | | | | | |
| B.J. Surhoff, L OBP: 0.369, SLG: 0.442 | | | 4-1 31 HR BB | | 2-3 K | | 4-2 1B BB | | 1-2 E6 | 3 | 1 | 0 | 0 | 2 | 1 | 3 | | | | | | | | | |
| Jose Morban, S OBP: 0.241, SLG: 0.300 | 3-1 F8 | | | | | | | | 2-3 K | 0 | 0 | 0 | 0 | 0 | 0 | 0 | | | | | | | | | |
| Jeff Conine, R OBP: 0.340, SLG: 0.474 | 0-0 31 2B | | 4-0 31 HR BB | | 4-2 31 E BB | | 1-1 1B | | 0-0 SF7 | 2 | 3 | 2 | 2 | 2 | 0 | 0 | | | | | | | | | |
| 31 Jay Gibbons, L OBP: 0.351, SLG: 0.494 | 0-2 2H 2B | | 0-1 1H 2H HR | | 1-0 E6 | | 1-2 G4-3 | | 1-2 K | 5 | 1 | 2 | 4 | 0 | 1 | 3 | | | | | | | | | |
| Tony Batista, R OBP: 0.284, SLG: 0.412 | 2-0 G6-3 | | 4-2 FC5-4 BB | | 2-2 L5 | | | | | 3 | 0 | 0 | 0 | 1 | 1 | 2 | | | | | | | | | |
| Larry Bigbie, L OBP: 0.337, SLG: 0.414 | | 2-1 HR | 0-0 FC5-4 | | 2-3 K | | 1-0 G3 1B | | | 4 | 1 | 2 | 1 | 0 | 1 | 1 | | | | | | | | | |
| Deivi Cruz, R OBP: 0.278, SLG: 0.402 | | 1-0 G4-3 | 1-2 P6 | | 1-2 F7 | | 2-1 G3 | | | 4 | 0 | 0 | 0 | 0 | 0 | 2 | | | | | | | | | |
| Brook Fordyce, R OBP: 0.314, SLG: 0.373 | | 4-1 FC4-6 BB | 3-2 P3 | | 0-3 K | | 2-1 G5-3 | | | 3 | 0 | 0 | 0 | 1 | 1 | 2 | | | | | | | | | |
| Inning Stats | R: 2 E: 0 K: 0 S: 12 | H: 2 LOB: 1 BB: 1 P: 22 | R: 1 E: 0 K: 1 S: 9 | H: 1 LOB: 1 BB: 1 P: 17 | R: 3 E: 0 K: 0 S: 12 | H: 1 LOB: 3 BB: 3 P: 28 | R: 2 E: 1 K: 1 S: 15 | H: 0 LOB: 1 BB: 1 P: 27 | R: 0 E: 0 K: 2 S: 10 | H: 0 LOB: 0 BB: 0 P: 13 | R: 0 E: 0 K: 0 S: 14 | H: 1 LOB: 2 BB: 1 P: 23 | R: 0 E: 0 K: 1 S: 8 | H: 1 LOB: 1 BB: 0 P: 14 | R: 1 E: 1 K: 1 S: 11 | H: 1 LOB: 1 BB: 0 P: 17 | 1B: 3 2B: 2 3B: 0 HR: 2 | SF: 1 SAC: 1 DP: 0 HBP: 1 | WP: 0 PB: 0 SB: 1 CS: 0 | PA: 41 | | | | | |
| PITCHER | IP | WLS | BF | H | R | ER | SO | BB | IBB | HBP | BLK | WP | HR | S | P | ERA | WHIP | | | | | | | | |
| Victor Zambrano, R ERA: 4.27 | 3.2 | L | 22 | 4 | 8 | 6 | 2 | 6 | 0 | 1 | 0 | 0 | 2 | 44 | 87 | 14.73 | 2.727 | | | | | | | | |
| Travis Harper, R ERA: 3.46 | 2.2 | | 12 | 2 | 0 | 0 | 3 | 1 | 0 | 0 | 0 | 0 | 0 | 32 | 49 | 0.00 | 1.125 | | | | | | | | |
| Brandon Backe, R ERA: 3.67 | 1.2 | | 7 | 1 | 1 | 0 | 1 | 0 | 0 | 0 | 0 | 0 | 0 | 15 | 25 | 0.00 | 0.600 | | | | | | | | |

AB 39
R 5
H 13
RBI 5
BB 3
SO 7
LOB 20



AB 31
R 9
H 7
RBI 7
BB 7
SO 6
LOB 16



| Batter | 1 | 2 | 3 | 4 | 5 | 6 | 7 | 8 | 9 | 10 | AB | R | H | RBI | BB | SO | LOB | TOP | | | | | | | | |
|---|-------------------------------|----------------------------------|-------------------------------|----------------------------------|------------------------------|----------------------------------|-------------------------------|----------------------------------|------------------------------|----------------------------------|------------------------------|---------------------------------|------------------------------|---------------------------------|------------------------------|----------------------------------|------------------------------|----------------------------------|------------------------------|----------------------------------|----------------------------------|------------------------------------|----------------------------------|--------|--|--|
| 13 Carl Crawford, L OBP: 0.306, SLG: 0.347 | G5-3 | | F7 | | G4-3 | F8 | | | G4-3 | | 5 | 0 | 0 | 0 | 0 | 0 | 0 | | | | | | | | | |
| Jason Tyner, L OBP: 0.344, SLG: 0.356 | F7 | | G4-3 | | HR | | B5-3 | | K | | 3 | 1 | 1 | 0 | 1 | 0 | 0 | | | | | | | | | |
| Damian Rolis, R OBP: 0.310, SLG: 0.406 | | | 1B | | BB | | | G6-3 | | | 5 | 1 | 2 | 2 | 0 | 0 | 1 | | | | | | | | | |
| Aubrey Huff, L OBP: 0.358, SLG: 0.522 | F7 | | G4-3 | | HR | | | | G4-6-3 | | 4 | 1 | 1 | 0 | 1 | 0 | 1 | | | | | | | | | |
| Travis Lee, L OBP: 0.360, SLG: 0.471 | | L7 | | | 1B | | | F9 | | G4-6-3 | 4 | 1 | 1 | 0 | 1 | 0 | 1 | | | | | | | | | |
| Al Martin, L OBP: 0.321, SLG: 0.370 | | | IBB | | 1B | | | | | | 2 | 0 | 1 | 1 | 1 | 0 | 2 | | | | | | | | | |
| Adam Platt, R OBP: 0.284, SLG: 0.461 | | 2B | G4-3 | | 1B | | | | | | 1 | 0 | 1 | 0 | 0 | 0 | 0 | | | | | | | | | |
| Marlon Anderson, L OBP: 0.332, SLG: 0.371 | | BB | | | 1B | | | | | | 4 | 0 | 1 | 0 | 0 | 1 | 2 | | | | | | | | | |
| 18 Jared Sandberg, R OBP: 0.345, SLG: 0.557 | | 2B | | | F7 | | | | G4-3 | | 4 | 0 | 1 | 0 | 0 | 1 | 2 | | | | | | | | | |
| Javier Valentin, S OBP: 0.264, SLG: 0.382 | | BB | | | K | | | | | | 3 | 1 | 1 | 1 | 0 | 2 | 0 | | | | | | | | | |
| 5 Rocco Baldelli, R OBP: 0.331, SLG: 0.437 | | HBP | | | K | | | | | | 3 | 0 | 1 | 0 | 0 | 0 | 3 | | | | | | | | | |
| Toby Hall, R OBP: 0.308, SLG: 0.390 | | F6 | | | G3 | | | | | | 1 | 0 | 0 | 0 | 0 | 1 | 0 | | | | | | | | | |
| Julio Lugo, R OBP: 0.326, SLG: 0.377 | | | | | | | | | K | | 0 | 0 | 0 | 0 | 0 | 0 | 0 | | | | | | | | | |
| Inning Stats | R: 0 E: 0 K: 0 S: 10 | H: 0 LOB: 0 BB: 0 P: 14 | R: 0 E: 0 K: 0 S: 12 | H: 1 LOB: 3 BB: 1 P: 21 | R: 0 E: 0 K: 0 S: 5 | H: 1 LOB: 2 BB: 1 P: 11 | R: 0 E: 0 K: 1 S: 10 | H: 0 LOB: 0 BB: 0 P: 15 | R: 3 E: 0 K: 1 S: 9 | H: 3 LOB: 1 BB: 1 P: 21 | R: 1 E: 0 K: 0 S: 6 | H: 2 LOB: 0 BB: 0 P: 7 | R: 0 E: 0 K: 0 S: 5 | H: 0 LOB: 0 BB: 0 P: 6 | R: 0 E: 0 K: 1 S: 9 | H: 1 LOB: 0 BB: 0 P: 15 | R: 0 E: 0 K: 1 S: 7 | H: 0 LOB: 0 BB: 0 P: 10 | R: 0 E: 0 K: 1 S: 9 | H: 1 LOB: 0 BB: 0 P: 11 | 1B: 6 2B: 1 3B: 0 HR: 2 | SF: 0 SAC: 0 DP: 2 HBP: 1 | WP: 0 PB: 0 SB: 1 CS: 0 | PA: 40 | | |
| PITCHER | IP | WLS | BF | H | R | ER | SO | BB | IBB | HBP | BLK | WP | HR | S | P | ERA | WHIP | | | | | | | | | |
| Jason Johnson, R ERA: 3.83 | (1.1) | 7.0 | 31 | 7 | 4 | 4 | 2 | 2 | 1 | 1 | 0 | 0 | 0 | 2 | 57 | 95 | 5.14 | 1.286 | | | | | | | | |
| John Parrish, L ERA: 4.5 | (8.1) | 1.0 | 3 | 1 | 0 | 0 | 1 | 0 | 0 | 0 | 0 | 0 | 0 | 9 | 15 | 0.00 | 1.000 | | | | | | | | | |
| Kerry Ligtenberg, R ERA: 3.3 | (9.1) | 0.2 | 2 | 0 | 0 | 0 | 1 | 0 | 0 | 0 | 0 | 0 | 0 | 6 | 9 | 0.00 | 0.000 | | | | | | | | | |
| B.J. Ryan, L ERA: 4.54 | (9.1) | 1.1 | W | 4 | 1 | 0 | 0 | 1 | 0 | 0 | 0 | 0 | 0 | 10 | 12 | 0.00 | 0.750 | | | | | | | | | |

Tampa Bay Devil Rays @ Baltimore Orioles
 Oriole Park at Camden Yards, Baltimore, MD
 Thu Aug 21 2003, 7:05 PM EDT
 Att. 24,919 - Sunny - 90 F

| | |
|-----|----|
| AB | 36 |
| R | 4 |
| H | 9 |
| RBI | 4 |
| BB | 3 |
| SO | 5 |
| LOB | 13 |



| Batter | 1 | 2 | 3 | 4 | 5 | 6 | 7 | 8 | 9 | 10 | AB | R | H | RBI | BB | SO | LOB | BOTTOM | | | | | | | |
|---|------------------------------|----------------------------------|------------------------------|---------------------------------|------------------------------|----------------------------------|------------------------------|----------------------------------|-------------------------------|----------------------------------|------------------------------|---------------------------------|-------------------------------|----------------------------------|-------------------------------|----------------------------------|-------------------------------|----------------------------------|------------------------------|---------------------------------|----------------------------------|------------------------------------|----------------------------------|--------|--|
| 1 Brian Roberts, S OBP: 0.342, SLG: 0.370 | F8 | | F7 | | G4-3 | | | | G6-3 | | 5 | 0 | 0 | 0 | 0 | 1 | 4 | | | | | | | | |
| Luis Matos, R OBP: 0.362, SLG: 0.488 | 1B | | F9 | | | B1-3 | | K | | | 5 | 0 | 2 | 0 | 0 | 1 | 2 | | | | | | | | |
| B.J. Surhoff, L OBP: 0.373, SLG: 0.441 | 2B | | | | G4-3 | | | | | | 3 | 1 | 1 | 0 | 2 | 0 | 0 | | | | | | | | |
| Jeff Conine, R OBP: 0.339, SLG: 0.471 | | | | | G4-3 | | | | | | 5 | 1 | 1 | 0 | 0 | 0 | 4 | | | | | | | | |
| 31 Jay Gibbons, L OBP: 0.349, SLG: 0.489 | | | | | F9 | | | | | | 5 | 0 | 0 | 0 | 0 | 1 | 4 | | | | | | | | |
| Tony Batista, R OBP: 0.285, SLG: 0.418 | | L8 | | | F9 | | | | | | 5 | 0 | 0 | 0 | 0 | 1 | 4 | | | | | | | | |
| Larry Bigbie, L OBP: 0.347, SLG: 0.432 | | P5 | | | | G6-3 | | | | | 5 | 2 | 2 | 2 | 0 | 0 | 1 | | | | | | | | |
| Deivi Cruz, R OBP: 0.280, SLG: 0.403 | | | | | | G6-3 | | | | | 3 | 1 | 2 | 0 | 1 | 0 | 0 | | | | | | | | |
| Brook Fordyce, R OBP: 0.317, SLG: 0.376 | | | | | | G4-3 | | | | | 4 | 0 | 2 | 1 | 0 | 0 | 2 | | | | | | | | |
| Inning Stats | R: 0 E: 0 K: 0 S: 9 | H: 2 LOB: 1 BB: 0 P: 19 | R: 0 E: 0 K: 0 S: 8 | H: 1 LOB: 0 BB: 0 P: 9 | R: 0 E: 0 K: 0 S: 8 | H: 0 LOB: 0 BB: 0 P: 12 | R: 0 E: 0 K: 0 S: 8 | H: 0 LOB: 0 BB: 0 P: 12 | R: 0 E: 0 K: 0 S: 11 | H: 2 LOB: 2 BB: 0 P: 16 | R: 0 E: 0 K: 0 S: 6 | H: 0 LOB: 0 BB: 0 P: 7 | R: 2 E: 0 K: 3 S: 22 | H: 4 LOB: 2 BB: 0 P: 31 | R: 2 E: 1 K: 0 S: 11 | H: 1 LOB: 2 BB: 2 P: 27 | R: 0 E: 0 K: 0 S: 13 | H: 1 LOB: 2 BB: 1 P: 22 | R: 1 E: 0 K: 0 S: 1 | H: 1 LOB: 0 BB: 0 P: 2 | 1B: 7 2B: 4 3B: 0 HR: 1 | SF: 0 SAC: 0 DP: 1 HBP: 0 | WP: 0 PB: 0 SB: 0 CS: 0 | PA: 42 | |
| PITCHER | IP | WLS | BF | H | R | ER | SO | BB | IBB | HBP | BLK | WP | HR | S | P | ERA | WHIP | | | | | | | | |
| Chad Gaudin, R ERA: 3.6 | (1.1) | 6.1 | 26 | 8 | 2 | 2 | 1 | 0 | 0 | 0 | 0 | 0 | 0 | 62 | 92 | 2.84 | 1.263 | | | | | | | | |
| Brandon Backe, R ERA: 3.6 | (7.1) | 0.2 | H | 3 | 1 | 0 | 0 | 2 | 0 | 0 | 0 | 0 | 0 | 10 | 14 | 0.00 | 1.500 | | | | | | | | |
| Mark Mataska, L ERA: 4.09 | (8.1) | 0.1 | H | 3 | 1 | 2 | 1 | 0 | 1 | 0 | 0 | 0 | 0 | 5 | 12 | 27.00 | 6.000 | | | | | | | | |
| Jesus Colome, R ERA: 4.2 | (8.1) | 1.2 | L | 10 | 2 | 1 | 1 | 0 | 0 | 2 | 0 | 0 | 1 | 20 | 39 | 5.40 | 1.200 | | | | | | | | |

Tampa Bay Devil Rays @ Baltimore Orioles
 Oriole Park at Camden Yards, Baltimore, MD
 Thu Aug 21 2003, 7:05 PM EDT
 Att. 24,919 - Sunny - 90 F

| | |
|-----|----|
| AB | 39 |
| R | 5 |
| H | 12 |
| RBI | 4 |
| BB | 3 |
| SO | 3 |
| LOB | 19 |



| Batter | 1 | 2 | 3 | 4 | 5 | 6 | 7 | 8 | 9 | AB | R | H | RBI | BB | SO | LOB | TOP | | | | |
|---|-------------------------------|----------------------------------|------------------------------|---------------------------------|-------------------------------|----------------------------------|------------------------------|----------------------------------|------------------------------|---------------------------------|------------------------------|----------------------------------|-------------------------------|----------------------------------|------------------------------|---------------------------------|---|----------------------------------|----------------------------------|------------------------------------|--------------------------|
| Coco Crisp, S (1, 8) OBP: 0.300, SLG: 0.368 | G6-3 | | K2-3 | | FC3-6 | | 1B WP | | F8 | 5 | 1 | 1 | 1 | 0 | 1 | 1 | Cleveland Indians @ Tampa Bay Devil Rays Tropicana Field, St. Petersburg, FL Fri Aug 22 2003, 7:15 PM EDT Att: 11,979 - Dome - 72 F livebaseballscorecards.com | | | | |
| Matt Lawton, L (1, 10) OBP: 0.341, SLG: 0.433 | P6 | | HR | | F8 | | G6-3 WP | | G4-3 | 4 | 2 | 1 | 1 | 0 | 0 | 1 | | | | | |
| Casey Blake, R (1, 5) OBP: 0.322, SLG: 0.450 | HR | | HR | | F9 | | G6-3 | | | 4 | 2 | 2 | 2 | 0 | 0 | 2 | | | | | |
| Ryan Ludwick, R (1, 7) OBP: 0.295, SLG: 0.472 | HR | | G1-3 | | | | F8 | | | 4 | 1 | 2 | 3 | 0 | 0 | 0 | | | | | |
| Ben Broussard, L (1, 3) OBP: 0.325, SLG: 0.434 | G4-3 | | | | F8 | | G1-3 | | P6 | 4 | 0 | 0 | 0 | 0 | 0 | 1 | | | | | |
| Alex Escobar, R (1, 9) OBP: 0.136, SLG: 0.364 | | | G6-3 | | K | | G3 | | G6-3 | 4 | 0 | 0 | 0 | 0 | 1 | 0 | | | | | |
| Josh Bard, S (1, 2) OBP: 0.283, SLG: 0.289 | | | K | | E5 | | G5-3 | | G6-3 | 4 | 0 | 0 | 0 | 0 | 1 | 0 | | | | | |
| 2 Jhonny Peralta, R (1, 6) OBP: 0.295, SLG: 0.331 | | | F8 | | G6-3 | | G6-3 | | G6-3 | 4 | 1 | 1 | 0 | 0 | 0 | 1 | | | | | |
| John McDonald, R (1, 4) OBP: 0.251, SLG: 0.278 | | | G6-3 | | E6 | | G6-3 | | F9 | 3 | 1 | 0 | 0 | 1 | 0 | 0 | | | | | |
| Inning Stats | R: 2 E: 0 K: 0 S: 13 | H: 2 LOB: 0 BB: 0 P: 17 | R: 0 E: 0 K: 1 S: 6 | H: 0 LOB: 0 BB: 0 P: 8 | R: 2 E: 0 K: 1 S: 14 | H: 1 LOB: 0 BB: 0 P: 19 | R: 0 E: 1 K: 1 S: 7 | H: 0 LOB: 1 BB: 0 P: 12 | R: 0 E: 1 K: 0 S: 7 | H: 0 LOB: 1 BB: 0 P: 8 | R: 0 E: 0 K: 0 S: 8 | H: 0 LOB: 0 BB: 0 P: 15 | R: 4 E: 0 K: 0 S: 18 | H: 4 LOB: 1 BB: 1 P: 28 | R: 0 E: 0 K: 0 S: 8 | H: 0 LOB: 0 BB: 0 P: 9 | R: 0 E: 0 K: 0 S: 8 | H: 0 LOB: 0 BB: 0 P: 13 | 1B: 4 2B: 1 3B: 0 HR: 2 | SF: 0 SAC: 0 DP: 0 HBP: 1 | WP: 1 PA: 38 CS: 0 |
| PITCHER | IP | WLS | BF | H | R | ER | SO | BB | IBB | HBP | BLK | WP | HR | S | P | ERA | WHIP | | | | |
| Joe Kennedy, L (1, 1) ERA: 6.47 | 6.1 | L | 29 | 6 | 8 | 8 | 3 | 1 | 0 | 0 | 0 | 0 | 2 | 66 | 96 | 11.37 | 1.105 | | | | |
| Jorge Sosa, R (7, 1) ERA: 4.71 | 2.2 | | 9 | 1 | 0 | 0 | 0 | 0 | 0 | 0 | 0 | 1 | 0 | 23 | 33 | 0.00 | 0.375 | | | | |

| Batter | 1 | 2 | 3 | 4 | 5 | 6 | 7 | 8 | 9 | AB | R | H | RBI | BB | SO | LOB | BOTTOM | | | | |
|--|------------------------------|----------------------------------|------------------------------|----------------------------------|------------------------------|----------------------------------|-------------------------------|----------------------------------|------------------------------|----------------------------------|------------------------------|----------------------------------|------------------------------|---------------------------------|------------------------------|----------------------------------|---|----------------------------------|----------------------------------|------------------------------------|--------------------------|
| 13 Carl Crawford, L (1, 7) OBP: 0.306, SLG: 0.347 | G5-3 | | G1-3 | | 2H | | | | G4-3 | 4 | 0 | 1 | 0 | 0 | 0 | 1 | Cleveland Indians @ Tampa Bay Devil Rays Tropicana Field, St. Petersburg, FL Fri Aug 22 2003, 7:15 PM EDT Att: 11,979 - Dome - 72 F livebaseballscorecards.com | | | | |
| Julio Lugo, R (1, 6) OBP: 0.325, SLG: 0.381 | K | | | | 5 1B | | F8 | | F7 | 4 | 1 | 1 | 0 | 0 | 1 | 0 | | | | | |
| 5 Rocco Baldelli, R (1, 8) OBP: 0.330, SLG: 0.435 | F9 | | | | 3B | | F9 | | F8 | 4 | 1 | 1 | 1 | 0 | 0 | 0 | | | | | |
| Aubrey Huff, L (1, 10) OBP: 0.359, SLG: 0.528 | | | | | 1B | | K | | | 4 | 1 | 2 | 1 | 0 | 1 | 0 | | | | | |
| Adam Piatt, R (1, 9) OBP: 0.274, SLG: 0.448 | | | | | 1B | | | | HR | 3 | 0 | 0 | 1 | 0 | 2 | 0 | | | | | |
| Travis Lee, L (1, 3) OBP: 0.358, SLG: 0.468 | | | | | G4-6-3 | | K | | K | 3 | 0 | 0 | 0 | 0 | 1 | 1 | | | | | |
| 18 Jared Sandberg, R (1, 5) OBP: 0.336, SLG: 0.540 | | | | | K | | K | | | 3 | 0 | 0 | 0 | 0 | 2 | 0 | | | | | |
| Toby Hall, R (1, 2) OBP: 0.309, SLG: 0.390 | | | | | 1B | | F7 | | L7 | 3 | 0 | 1 | 0 | 0 | 0 | 0 | | | | | |
| Antonio Perez, R (1, 4) OBP: 0.328, SLG: 0.353 | | | | | F7 | | | | K | 3 | 0 | 1 | 0 | 0 | 1 | 1 | | | | | |
| Inning Stats | R: 0 E: 0 K: 1 S: 7 | H: 0 LOB: 0 BB: 0 P: 11 | R: 0 E: 0 K: 1 S: 9 | H: 0 LOB: 0 BB: 0 P: 15 | R: 0 E: 0 K: 1 S: 9 | H: 1 LOB: 1 BB: 0 P: 13 | R: 2 E: 0 K: 0 S: 10 | H: 3 LOB: 0 BB: 0 P: 11 | R: 0 E: 0 K: 0 S: 9 | H: 2 LOB: 2 BB: 0 P: 11 | R: 0 E: 0 K: 1 S: 8 | H: 0 LOB: 0 BB: 0 P: 14 | R: 0 E: 0 K: 2 S: 8 | H: 0 LOB: 0 BB: 0 P: 9 | R: 0 E: 0 K: 1 S: 9 | H: 0 LOB: 0 BB: 0 P: 13 | R: 1 E: 0 K: 1 S: 9 | H: 1 LOB: 0 BB: 0 P: 15 | 1B: 4 2B: 1 3B: 1 HR: 1 | SF: 1 SAC: 0 DP: 1 HBP: 0 | WP: 0 PA: 32 CS: 0 |
| PITCHER | IP | WLS | BF | H | R | ER | SO | BB | IBB | HBP | BLK | WP | HR | S | P | ERA | WHIP | | | | |
| 31 Cliff Lee, L (1, 1) ERA: 2.25 | 8.0 | W | 28 | 6 | 2 | 2 | 7 | 0 | 0 | 0 | 0 | 0 | 1 | 69 | 97 | 2.25 | 0.750 | | | | |
| Jack Cressend, R (9, 1) ERA: 1.35 | 1.0 | | 4 | 1 | 1 | 1 | 1 | 0 | 0 | 0 | 0 | 0 | 1 | 9 | 15 | 9.00 | 1.000 | | | | |

| Batter | 1 | 2 | 3 | 4 | 5 | 6 | 7 | 8 | 9 | AB R H RBI BB SO LOB | TOP | | | | | | | | | |
|--|---|----------------------------------|------------------------------|----------------------------------|------------------------------|----------------------------------|------------------------------|----------------------------------|------------------------------|----------------------------------|---|---|----------------------------------|------------------------------|----------------------------------|-------------------------------|----------------------------------|----------------------------------|------------------------------------|-------------------------|
| Coco Crisp, S OBP: 0.301, SLG: 0.366 (1, 8) | 1-1 CS 1B | | 0-2 G3-1 | | | 1-1 G4-3 | 4-1 G1-3 1B BB | 0-0 CS | 1-2 G4-3 | 4 1 1 0 1 0 0 | Cleveland Indians @ Tampa Bay Devil Rays Tropicana Field, St. Petersburg, FL Sat Aug 23 2003, 6:15 PM EDT Att: 18,805 - Dome - 72 F livebaseballscorecards.com | | | | | | | | | |
| Matt Lawton, L OBP: 0.339, SLG: 0.428 (1, 10) | 4-2 G6-3 S BB | | 2-3 K | | | 2-2 G4-3 | 2-2 G1-3 | | 3-1 F8 | 4 0 0 1 1 1 2 | | | | | | | | | | |
| Casey Blake, R OBP: 0.325, SLG: 0.454 (1, 5) | 1-2 G6-3 | | | 1-0 2B | | 1-1 G5-3 | 1-1 S 1B | | 2-2 1B | 5 0 3 2 0 0 1 | | | | | | | | | | |
| Jody Gerut, L OBP: 0.332, SLG: 0.480 (1, 9) | 1-1 F8 | | | 1-0 F7 | | | HR BB | | 2-0 F8 | 4 1 1 1 1 0 3 | | | | | | | | | | |
| Ryan Ludwick, R OBP: 0.294, SLG: 0.460 (1, 7) | | 3-1 F8 | | 1-3 K | | | BB F7 | | | 3 1 0 0 1 1 3 | | | | | | | | | | |
| 48 Travis Hafner, L OBP: 0.333, SLG: 0.505 Ben Brissard, L OBP: 0.325, SLG: 0.434 (8, 3) | | 2-1 1B | | 0-3 K | | 0-1 HR | HR | 0-0 HR | | 4 2 3 3 0 1 1 0 0 0 0 0 0 0 | | | | | | | | | | |
| Josh Bard, S OBP: 0.283, SLG: 0.289 (1, 2) | | 0-3 K | | | 2-2 G5-3 | 2-1 PB WP G1-3 1B | | 1-0 G4-3 | | 4 1 1 0 0 1 1 | | | | | | | | | | |
| 2 Jhonny Peralta, R OBP: 0.288, SLG: 0.323 (1, 6) | | 1-0 G5-3 | | | 1-0 P4 | 0-3 K | | 2-3 K | | 4 0 0 0 0 2 2 | | | | | | | | | | |
| John McDonald, R OBP: 0.256, SLG: 0.278 (1, 4) | | | 1-0 F7 | | 0-3 K | 4-2 G1-3 1B BB | | 1-2 CS 1B | | 3 1 1 0 1 1 0 | | | | | | | | | | |
| Inning Stats | R: 0 E: 0 K: 0 S: 11 | H: 1 LOB: 1 BB: 1 P: 18 | R: 0 E: 0 K: 1 S: 8 | H: 1 LOB: 1 BB: 0 P: 14 | R: 0 E: 0 K: 1 S: 7 | H: 0 LOB: 0 BB: 0 P: 10 | R: 0 E: 0 K: 2 S: 8 | H: 1 LOB: 1 BB: 0 P: 11 | R: 0 E: 0 K: 1 S: 7 | H: 0 LOB: 0 BB: 0 P: 10 | | R: 6 E: 0 K: 1 S: 23 | H: 4 LOB: 2 BB: 4 P: 47 | R: 1 E: 0 K: 1 S: 8 | H: 2 LOB: 0 BB: 0 P: 12 | R: 0 E: 0 K: 0 S: 10 | H: 1 LOB: 1 BB: 0 P: 18 | 1B: 6 2B: 1 3B: 0 HR: 3 | SF: 0 SAC: 0 DP: 0 HBP: 0 | WP: 1 PB: 1 CS: 2 |
| PITCHER | IP WLS BF H R ER SO BB IBB HBP BLK WP HR S P ERA WHIP | | | | | | | | | | | IP WLS BF H R ER SO BB IBB HBP BLK WP HR S P ERA WHIP | | | | | | | | |
| Rob Bell, R ERA: 5.88 (1, 1) | 6.0 L 4 1 0 0 1 2 0 0 0 0 0 2 54 86 4.50 1.167 | | | | | | | | | | | | | | | | | | | |
| Brandon Backe, R ERA: 4.33 (7, 1) | 0.1 L 4 1 0 0 1 0 0 0 0 0 1 0 8 18 0.00 9.000 | | | | | | | | | | | | | | | | | | | |
| Mark Malaska, L ERA: 3.97 (7, 1) | 0.1 H 1 0 1 1 0 0 0 0 0 0 0 0 3 5 27.00 0.000 | | | | | | | | | | | | | | | | | | | |
| Jesus Colome, R ERA: 4.25 (9, 1) | 1.1 B 7 3 3 3 1 1 0 0 0 0 1 14 24 20.25 3.000 | | | | | | | | | | | | | | | | | | | |
| Lance Carter, R ERA: 4.36 (9, 1) | 1.0 4 1 0 0 0 0 0 0 0 0 0 0 10 18 0.00 1.000 | | | | | | | | | | | | | | | | | | | |

| Batter | 1 | 2 | 3 | 4 | 5 | 6 | 7 | 8 | 9 | AB R H RBI BB SO LOB | BOTTOM | | | | | | | | | | | |
|--|---|----------------------------------|------------------------------|---------------------------------|-------------------------------|----------------------------------|-------------------------------|----------------------------------|------------------------------|---------------------------------|---|---|----------------------------------|------------------------------|----------------------------------|-------------------------------|----------------------------------|-------------------------------|----------------------------------|----------------------------------|------------------------------------|-------------------------|
| Julio Lugo, R OBP: 0.324, SLG: 0.387 (1, 6) | 2-1 HR | | 2-3 K | 2-2 G6-3 | | | 1-1 FC4-6 WP G4-3 | | 1-3 K | 5 1 1 1 0 2 3 | Cleveland Indians @ Tampa Bay Devil Rays Tropicana Field, St. Petersburg, FL Sat Aug 23 2003, 6:15 PM EDT Att: 18,805 - Dome - 72 F livebaseballscorecards.com | | | | | | | | | | | |
| Damian Rolis, R OBP: 0.306, SLG: 0.400 (1, 7) | 1-2 G5-3 | | 3-H F8 | | 0-3 K | 1-1 G4-3 | 1-2 G4-3 | | | 4 0 0 0 0 1 1 | | | | | | | | | | | | |
| 5 Rocco Baldelli, R OBP: 0.328, SLG: 0.432 (1, 8) | 2-2 G6-3 | | 3-3 K | | 0-1 G6-3 | 1-2 G3 | | | | 4 0 0 0 0 1 1 | | | | | | | | | | | | |
| Aubrey Huff, L OBP: 0.360, SLG: 0.528 (1, 10) | 0-1 1B | | | 3-1 F9 | 0-2 F8 | | | 2-1 1B | | 4 0 2 0 0 0 0 | | | | | | | | | | | | |
| Adam Piatt, R OBP: 0.282, SLG: 0.505 (1, 9) | 2-0 L5 | | | 1-0 HR | | 2-2 HR | | 1-3 K | | 4 2 2 2 0 1 2 | | | | | | | | | | | | |
| Travis Lee, L OBP: 0.397, SLG: 0.468 (1, 3) | | 1-0 G6-3 | | 0-2 2B 2B | | 0-0 P6 | 3-2 F7 | | | 4 1 1 0 0 0 1 | | | | | | | | | | | | |
| Toby Hall, R OBP: 0.308, SLG: 0.391 (1, 2) | | 0-1 G6-3 | | 2-2 2B | | 1-1 F7 | 0-2 P6 | | | 4 0 1 1 0 0 1 | | | | | | | | | | | | |
| 18 Jared Sandberg, R OBP: 0.328, SLG: 0.524 13 Carl Crawford, L OBP: 0.305, SLG: 0.346 (9, PH) | | 2-3 K | | 0-0 G5-3 | | 2-3 K | | 1-1 G2-3 | | 3 0 0 0 0 2 1 1 0 0 0 0 0 0 | | | | | | | | | | | | |
| Antonio Perez, R OBP: 0.338, SLG: 0.376 Marlon Anderson, L OBP: 0.333, SLG: 0.372 (7, PH) | | | 0-0 3B | 4-1 BB | | 1-0 FC4-6 1B | | 2-2 F9 | | 1 1 1 0 1 0 0 2 0 1 0 0 0 0 | | | | | | | | | | | | |
| Inning Stats | R: 1 E: 0 K: 0 S: 14 | H: 2 LOB: 1 BB: 0 P: 21 | R: 0 E: 0 K: 1 S: 6 | H: 0 LOB: 0 BB: 0 P: 9 | R: 1 E: 1 K: 2 S: 10 | H: 1 LOB: 0 BB: 0 P: 16 | R: 2 E: 0 K: 0 S: 14 | H: 3 LOB: 2 BB: 1 P: 26 | R: 0 E: 0 K: 1 S: 9 | H: 0 LOB: 0 BB: 0 P: 9 | | R: 1 E: 0 K: 1 S: 13 | H: 1 LOB: 1 BB: 0 P: 18 | R: 0 E: 0 K: 0 S: 8 | H: 1 LOB: 1 BB: 0 P: 12 | R: 0 E: 0 K: 1 S: 13 | H: 1 LOB: 1 BB: 0 P: 19 | R: 0 E: 0 K: 1 S: 11 | H: 0 LOB: 0 BB: 0 P: 15 | 1B: 3 2B: 2 3B: 1 HR: 3 | SF: 0 SAC: 0 DP: 0 HBP: 0 | WP: 1 PB: 0 CS: 0 |
| PITCHER | IP WLS BF H R ER SO BB IBB HBP BLK WP HR S P ERA WHIP | | | | | | | | | | | IP WLS BF H R ER SO BB IBB HBP BLK WP HR S P ERA WHIP | | | | | | | | | | |
| CC Sabathia, L ERA: 3.44 (1, 1) | 6.0 W 26 7 5 5 5 1 0 0 0 0 0 3 66 99 7.50 1.333 | | | | | | | | | | | | | | | | | | | | | |
| Danys Baez, R ERA: 3.6 (7, 1) | 1.0 H 4 1 0 0 0 0 0 0 0 0 1 0 8 12 0.00 1.000 | | | | | | | | | | | | | | | | | | | | | |
| 63 Rafael Betancourt, R ERA: 1.29 (8, 1) | 1.0 H 4 1 0 0 1 0 0 0 0 0 0 0 13 19 0.00 1.000 | | | | | | | | | | | | | | | | | | | | | |
| David Riske, R ERA: 2.43 (9, 1) | 1.0 S 3 0 0 0 1 0 0 0 0 0 0 0 11 15 0.00 0.000 | | | | | | | | | | | | | | | | | | | | | |

| Batter | 1 | 2 | 3 | 4 | 5 | 6 | 7 | 8 | 9 | AB | R | H | RBI | BB | SO | LOB | TOP | | | | | | | | |
|---|------------------------------|----------------------------------|------------------------------|---------------------------------|-------------------------------|----------------------------------|-------------------------------|----------------------------------|-------------------------------|----------------------------------|------------------------------|----------------------------------|------------------------------|----------------------------------|-------------------------------|----------------------------------|------------------------------|----------------------------------|----------------------------------|------------------------------------|----------------------------------|--------|--|--|--|
| Coco Crisp, S OBP: 0.303, SLG: 0.366 (1, 8) | B5-3 | | 1B | | SF7 | | | G4-3 | | 3 | 1 | 1 | 1 | 1 | 0 | 0 | | | | | | | | | |
| Matt Lawton, L OBP: 0.340, SLG: 0.431 (1, 10) | 2B | | 1B | P3 | G3-1 | | | F8 | | 5 | 1 | 2 | 0 | 0 | 0 | 3 | | | | | | | | | |
| Casey Blake, R OBP: 0.324, SLG: 0.451 (1, 5) | | | 1B | L9 | | | | F9 | | 5 | 1 | 1 | 1 | 0 | 1 | 3 | | | | | | | | | |
| Jody Gerut, L OBP: 0.338, SLG: 0.486 (1, 9) | | | 1B | | | | | 1B | | 4 | 1 | 3 | 1 | 1 | 1 | 0 | | | | | | | | | |
| Ryan Ludwick, R OBP: 0.298, SLG: 0.458 (1, 7) | F8 | | 1B | | | | | P3 | | 5 | 1 | 2 | 2 | 0 | 1 | 3 | | | | | | | | | |
| 48 Travis Hafner, L OBP: 0.336, SLG: 0.502 (1, 3) | | | | | | | | | | 3 | 1 | 1 | 0 | 0 | 0 | 2 | | | | | | | | | |
| Ben Broussard, L OBP: 0.324, SLG: 0.433 (8, 3) | | | | | | | | | | 1 | 0 | 0 | 0 | 0 | 0 | 1 | | | | | | | | | |
| Tim Laker, R OBP: 0.270, SLG: 0.364 (1, 2) | F9 | | G5-3 | | | | | G5-3 | | 4 | 1 | 1 | 1 | 0 | 0 | 2 | | | | | | | | | |
| 2 Jhonny Peralta, R OBP: 0.287, SLG: 0.319 (1, 6) | | | | | | | | | | 2 | 0 | 0 | 1 | 0 | 1 | 1 | | | | | | | | | |
| 56 Angel Santos, S OBP: 0.292, SLG: 0.543 (1, 4) | | | | | | | | | | 4 | 0 | 1 | 0 | 0 | 2 | 2 | | | | | | | | | |
| Inning Stats | R: 0 E: 0 K: 1 S: 9 | H: 1 LOB: 2 BB: 1 P: 19 | R: 0 E: 0 K: 1 S: 7 | H: 0 LOB: 1 BB: 0 P: 9 | R: 3 E: 0 K: 0 S: 16 | H: 5 LOB: 1 BB: 0 P: 22 | R: 0 E: 0 K: 0 S: 13 | H: 0 LOB: 1 BB: 1 P: 21 | R: 4 E: 0 K: 0 S: 15 | H: 5 LOB: 1 BB: 0 P: 22 | R: 0 E: 0 K: 1 S: 8 | H: 0 LOB: 0 BB: 0 P: 13 | R: 0 E: 0 K: 1 S: 7 | H: 0 LOB: 0 BB: 0 P: 11 | R: 0 E: 0 K: 1 S: 12 | H: 0 LOB: 0 BB: 0 P: 19 | R: 0 E: 0 K: 0 S: 6 | H: 1 LOB: 1 BB: 0 P: 10 | 1B: 9 2B: 4 3B: 0 HR: 0 | SF: 2 SAC: 0 DP: 1 HBP: 2 | WP: 0 PB: 0 SB: 0 CS: 0 | PA: 42 | | | |
| PITCHER | IP | WLS | BF | H | R | ER | SO | BB | IBB | HBP | BLK | WP | HR | S | P | ERA | WHIP | | | | | | | | |
| Geremi Gonzalez, R ERA: 3.87 (1, 1) | 4.1 | L | 27 | 11 | 7 | 7 | 2 | 2 | 0 | 2 | 0 | 0 | 0 | 55 | 86 | 14.54 | 3.000 | | | | | | | | |
| Travis Harper, R ERA: 3.3 (5, 1) | 3.2 | | 11 | 0 | 0 | 0 | 4 | 0 | 0 | 0 | 0 | 0 | 0 | 32 | 50 | 0.00 | 0.000 | | | | | | | | |
| Lance Carter, R ERA: 4.29 (9, 1) | 1.0 | | 4 | 1 | 0 | 0 | 0 | 0 | 0 | 0 | 0 | 0 | 0 | 6 | 10 | 0.00 | 1.000 | | | | | | | | |

Cleveland Indians @ Tampa Bay Devil Rays
Tropicana Field, St. Petersburg, FL
Sun Aug 24 2003, 1:15 PM EDT
Att: 14,507 - Dome - 72 F

AB 36
R 7
H 12
RBI 7
BB 2
SO 6
LOB 17



| Batter | 1 | 2 | 3 | 4 | 5 | 6 | 7 | 8 | 9 | AB | R | H | RBI | BB | SO | LOB | BOTTOM | | | | | | | | |
|--|-------------------------------|----------------------------------|------------------------------|----------------------------------|-------------------------------|----------------------------------|------------------------------|----------------------------------|-------------------------------|----------------------------------|-------------------------------|----------------------------------|-------------------------------|----------------------------------|-------------------------------|----------------------------------|------------------------------|----------------------------------|-----------------------------------|------------------------------------|----------------------------------|--------|--|--|--|
| 13 Carl Crawford, L OBP: 0.310, SLG: 0.351 (1, 7) | 1B | | 1B | | F7 | | | 1B | | 5 | 1 | 4 | 0 | 0 | 0 | 1 | | | | | | | | | |
| Julio Lugo, R OBP: 0.322, SLG: 0.384 (1, 6) | FC1-6-5 | | 1B | | FC5-4 | | | K | | 5 | 1 | 1 | 0 | 0 | 1 | 5 | | | | | | | | | |
| Aubrey Huff, L OBP: 0.362, SLG: 0.533 (1, 3) | | | 1B | | | | | | | 4 | 2 | 2 | 2 | 1 | 0 | 2 | | | | | | | | | |
| 5 Rocco Baldelli, R OBP: 0.330, SLG: 0.433 (1, 8) | K | | 1B | | | | | HR | | 5 | 1 | 3 | 1 | 0 | 1 | 2 | | | | | | | | | |
| Al Martin, L OBP: 0.318, SLG: 0.365 (1, 10) | G4-3 | | K | | | | | 1B | | 5 | 0 | 1 | 0 | 0 | 2 | 5 | | | | | | | | | |
| Marlon Anderson, L OBP: 0.333, SLG: 0.375 (1, 4) | | | 2B | | | | | | | 5 | 0 | 2 | 2 | 0 | 0 | 2 | | | | | | | | | |
| 18 Jared Sandberg, R OBP: 0.317, SLG: 0.505 (1, 5) | G4-3 | | G5-4-3 | | | | | | | 4 | 0 | 0 | 0 | 0 | 1 | 5 | | | | | | | | | |
| Javier Valentin, S OBP: 0.256, SLG: 0.370 (1, 2) | | | | | | | | | | 4 | 0 | 0 | 0 | 0 | 2 | 1 | | | | | | | | | |
| Jason Tyner, L OBP: 0.350, SLG: 0.356 (1, 9) | G4-3 | | | | | | | 1B | | 3 | 0 | 1 | 0 | 1 | 0 | 1 | | | | | | | | | |
| Inning Stats | R: 0 E: 0 K: 1 S: 10 | H: 1 LOB: 2 BB: 1 P: 21 | R: 0 E: 0 K: 1 S: 9 | H: 1 LOB: 0 BB: 0 P: 14 | R: 3 E: 0 K: 1 S: 21 | H: 5 LOB: 1 BB: 0 P: 31 | R: 0 E: 0 K: 0 S: 8 | H: 0 LOB: 1 BB: 1 P: 13 | R: 1 E: 0 K: 1 S: 13 | H: 2 LOB: 1 BB: 0 P: 16 | R: 0 E: 0 K: 1 S: 13 | H: 1 LOB: 0 BB: 0 P: 20 | R: 1 E: 0 K: 0 S: 11 | H: 2 LOB: 1 BB: 0 P: 18 | R: 0 E: 0 K: 1 S: 13 | H: 2 LOB: 2 BB: 0 P: 17 | R: 0 E: 0 K: 1 S: 9 | H: 0 LOB: 0 BB: 0 P: 12 | 1B: 12 2B: 1 3B: 0 HR: 1 | SF: 0 SAC: 0 DP: 1 HBP: 0 | WP: 0 PB: 0 SB: 3 CS: 0 | PA: 42 | | | |
| PITCHER | IP | WLS | BF | H | R | ER | SO | BB | IBB | HBP | BLK | WP | HR | S | P | ERA | WHIP | | | | | | | | |
| 37 Jake Westbrook, R ERA: 4.78 (1, 1) | 5.0 | W | 25 | 9 | 4 | 4 | 4 | 4 | 0 | 0 | 0 | 0 | 0 | 61 | 95 | 7.20 | 2.200 | | | | | | | | |
| Jack Cressend, R ERA: 1.33 (6, 1) | 1.0 | H | 4 | 1 | 0 | 0 | 1 | 0 | 0 | 0 | 0 | 0 | 0 | 13 | 20 | 0.00 | 1.000 | | | | | | | | |
| 63 Rafael Betancourt, R ERA: 1.64 (7, 1) | 1.0 | H | 5 | 2 | 1 | 1 | 0 | 0 | 0 | 0 | 0 | 0 | 1 | 11 | 18 | 9.00 | 2.000 | | | | | | | | |
| Danys Baez, R ERA: 3.54 (8, 1) | 1.0 | H | 5 | 2 | 0 | 0 | 0 | 0 | 0 | 0 | 0 | 0 | 0 | 13 | 17 | 0.00 | 2.000 | | | | | | | | |
| David Riske, R ERA: 2.38 (9, 1) | 1.0 | S | 3 | 0 | 0 | 0 | 1 | 0 | 0 | 0 | 0 | 0 | 0 | 9 | 12 | 0.00 | 0.000 | | | | | | | | |

Cleveland Indians @ Tampa Bay Devil Rays
Tropicana Field, St. Petersburg, FL
Sun Aug 24 2003, 1:15 PM EDT
Att: 14,507 - Dome - 72 F

AB 40
R 5
H 14
RBI 5
BB 2
SO 7
LOB 24



| Batter | 1 | 2 | 3 | 4 | 5 | 6 | 7 | 8 | 9 | AB | R | H | RBI | BB | SO | LOB | TOP | | | | | | | | | | |
|---|-------------------------------|----------------------------------|------------------------------|----------------------------------|-------------------------------|----------------------------------|------------------------------|---------------------------------|------------------------------|----------------------------------|-------------------------------|----------------------------------|------------------------------|----------------------------------|-------------------------------|----------------------------------|-------------------------------|----------------------------------|----------------------------------|------------------------------------|-------------------------|--------|--|--|--|--|--|
| 13 Carl Crawford, L (1, 7) OBP: 0.311, SLG: 0.352 | 0-1 1B HR | | 2-2 G3-1 | | 0-0 CS | | 0-2 G1-3 | | | 4 | 1 | 2 | 0 | 0 | 0 | 0 | | | | | | | | | | | |
| Julio Lugo, R (1, 6) OBP: 0.324, SLG: 0.391 | 2-2 1B HR | | 1-2 3B | | 1-0 CS | 3-2 L7 | 1-1 F8 | | | 4 | 1 | 2 | 0 | 0 | 0 | 0 | | | | | | | | | | | |
| Aubrey Huff, L (1, 10) OBP: 0.363, SLG: 0.539 | 0-1 1B HR | | 0-2 F8 | | | 3-2 1B | 2-3 K | | | 4 | 1 | 2 | 3 | 0 | 1 | 1 | | | | | | | | | | | |
| 5 Rocco Baldelli, R (1, 8) OBP: 0.328, SLG: 0.430 | 1-1 G5-3 | | 1-0 G6-3 | | | 1-2 F7 | | 1-3 K | | 4 | 0 | 0 | 0 | 0 | 1 | 2 | | | | | | | | | | | |
| Travis Lee, L (1, 3) OBP: 0.356, SLG: 0.466 | 1-2 G4-3 | | | 0-0 F8 | | 1-2 1B | | 3-2 G6-3 | | 4 | 0 | 1 | 0 | 0 | 0 | 0 | | | | | | | | | | | |
| Damian Rolls, R (1, 9) OBP: 0.301, SLG: 0.394 | 3-3 K | | | 2-1 P3 | | 3-3 K | | 3-3 K | | 4 | 0 | 0 | 0 | 0 | 3 | 2 | | | | | | | | | | | |
| Marlon Anderson, L (1, 4) OBP: 0.331, SLG: 0.372 | | 3-2 P5 | | 0-1 F9 | | | 2-0 G4-3 | | | 3 | 0 | 0 | 0 | 0 | 0 | 0 | | | | | | | | | | | |
| Toby Hall, R (1, 2) OBP: 0.306, SLG: 0.388 | | 2-3 K | | | 1-3 K | | 1-1 P2 | | | 3 | 0 | 0 | 0 | 0 | 2 | 0 | | | | | | | | | | | |
| 1B Jared Sandberg, R (1, 5) OBP: 0.309, SLG: 0.491 | | 2-2 F9 | | | 1-3 K | | 3-3 K | | | 3 | 0 | 0 | 0 | 0 | 2 | 0 | | | | | | | | | | | |
| Inning Stats | R: 3 E: 0 K: 1 S: 16 | H: 3 LOB: 0 BB: 0 P: 23 | R: 0 E: 0 K: 1 S: 9 | H: 0 LOB: 0 BB: 0 P: 16 | R: 0 E: 0 K: 0 S: 10 | H: 1 LOB: 1 BB: 0 P: 14 | R: 0 E: 0 K: 0 S: 5 | H: 0 LOB: 0 BB: 0 P: 7 | R: 0 E: 0 K: 2 S: 8 | H: 1 LOB: 0 BB: 0 P: 11 | R: 0 E: 0 K: 1 S: 14 | H: 2 LOB: 2 BB: 0 P: 24 | R: 0 E: 0 K: 1 S: 6 | H: 0 LOB: 0 BB: 0 P: 12 | R: 0 E: 0 K: 2 S: 10 | H: 0 LOB: 0 BB: 0 P: 13 | R: 0 E: 0 K: 2 S: 10 | H: 0 LOB: 0 BB: 0 P: 17 | 1B: 5 2B: 0 3B: 1 HR: 1 | SF: 0 SAC: 0 DP: 0 HBP: 0 | WP: 0 PB: 0 CS: 1 | PA: 34 | | | | | |
| PITCHER | IP | WLS | BF | H | R | ER | SO | BB | IBB | HBP | BLK | WP | HR | S | P | ERA | WHIP | | | | | | | | | | |
| Jamie Moyer, L (1, 1) ERA: 3.75 | 7.0 | W | 27 | 7 | 3 | 3 | 6 | 0 | 0 | 0 | 0 | 0 | 1 | 68 | 107 | 3.86 | 1.000 | | | | | | | | | | |
| Arthur Rhodes, L (8, 1) ERA: 3.99 | 1.0 | | 3 | 0 | 0 | 0 | 1 | 0 | 0 | 0 | 0 | 0 | 0 | 10 | 13 | 0.00 | 0.000 | | | | | | | | | | |
| Armando Benitez, R (9, 1) ERA: 2.81 | 1.0 | | 3 | 0 | 0 | 0 | 2 | 0 | 0 | 0 | 0 | 0 | 0 | 10 | 17 | 0.00 | 0.000 | | | | | | | | | | |

Tampa Bay Devil Rays @ Seattle Mariners
Safeco Field, Seattle, WA
Tue Aug 26 2003, 7:05 PM PDT
Att: 43,287 - Cloudy - 72 F

AB 33
R 3
H 7
RBI 3
BB 0
SO 9
LOB 5



| Batter | 1 | 2 | 3 | 4 | 5 | 6 | 7 | 8 | 9 | AB | R | H | RBI | BB | SO | LOB | BOTTOM | | | | | | | | | | |
|---|------------------------------|----------------------------------|-------------------------------|----------------------------------|-------------------------------|----------------------------------|-------------------------------|----------------------------------|-------------------------------|----------------------------------|------------------------------|----------------------------------|-------------------------------|----------------------------------|------------------------------|----------------------------------|-----------------------------------|------------------------------------|-------------------------|--------|--|--|--|--|--|--|--|
| 51 Ichiro Suzuki, L (1, 9) OBP: 0.371, SLG: 0.453 | 1-1 G5-3 | | 1-0 G3-1 | | 1-1 F8 | 1-1 BB | 4-1 1B | | | 4 | 1 | 1 | 0 | 1 | 0 | 3 | | | | | | | | | | | |
| Mark McLemore, S (1, 7) OBP: 0.317, SLG: 0.327 | 2-3 K | | 3-2 K | | 4-2 HR | 4-0 BB | 2-2 1B | | | 3 | 1 | 1 | 1 | 2 | 2 | 2 | | | | | | | | | | | |
| Carlos Guillen, S (1, 5) OBP: 0.362, SLG: 0.403 | 1-0 G4-3 | | | 0-1 F7 | 1-2 HR | 1-1 L4 | 2-0 FC6-4 | | | 5 | 1 | 2 | 5 | 0 | 0 | 2 | | | | | | | | | | | |
| Bret Boone, R (1, 4) OBP: 0.360, SLG: 0.549 | | 3-2 F8 | | 3-3 K | 3-3 K | | FC6-4 | | | 4 | 0 | 0 | 0 | 1 | 2 | 2 | | | | | | | | | | | |
| John Olerud, L (1, 3) OBP: 0.372, SLG: 0.393 | | 1-1 G3-1 | | 0-0 1B | 1-2 1B | 4-2 BB | 2-1 G3 | | | 4 | 2 | 3 | 0 | 1 | 0 | 0 | | | | | | | | | | | |
| Randy Winn, S (1, 8) OBP: 0.334, SLG: 0.410 | | 1-3 K | | 0-1 1B | 1-3 1B | 4-2 BB | 0-0 F8 | | | 4 | 1 | 2 | 1 | 1 | 1 | 1 | | | | | | | | | | | |
| John Mabry, L (1, 10) OBP: 0.357, SLG: 0.375 | | | 2-2 G3-1 | 4-1 1B | 1-3 K | 1-2 BB | 4-2 G5-2-3 | 4-2 G3 | | 2 | 0 | 1 | 0 | 1 | 1 | 1 | | | | | | | | | | | |
| Edgar Martinez, R (7, PH) OBP: 0.415, SLG: 0.524 | | | | | | | | | | 1 | 0 | 0 | 0 | 1 | 0 | 3 | | | | | | | | | | | |
| 16 Willie Bloomquist, R (8, PH) OBP: 0.322, SLG: 0.322 | | | | | | | | | | 0 | 0 | 0 | 0 | 0 | 0 | 0 | | | | | | | | | | | |
| Rey Sanchez, R (1, 6) OBP: 0.286, SLG: 0.275 | | | 1-0 G3-1 | 3-2 G6-3 | | 0-1 G4-3 | 4-0 1B | 0-0 G3 | | 4 | 1 | 1 | 0 | 1 | 0 | 5 | | | | | | | | | | | |
| Dan Wilson, R (1, 2) OBP: 0.294, SLG: 0.359 | | | 0-1 F8 | | 4-2 BB | 0-3 K | 0-1 1B | 2-1 F9 | | 4 | 2 | 1 | 2 | 1 | 1 | 5 | | | | | | | | | | | |
| Inning Stats | R: 0 E: 0 K: 1 S: 6 | H: 0 LOB: 0 BB: 0 P: 10 | R: 0 E: 0 K: 1 S: 13 | H: 0 LOB: 0 BB: 0 P: 18 | R: 0 E: 0 K: 1 S: 10 | H: 2 LOB: 2 BB: 0 P: 17 | R: 0 E: 0 K: 1 S: 15 | H: 2 LOB: 3 BB: 1 P: 25 | R: 4 E: 0 K: 2 S: 21 | H: 3 LOB: 1 BB: 2 P: 37 | R: 0 E: 0 K: 1 S: 9 | H: 1 LOB: 2 BB: 1 P: 15 | R: 5 E: 0 K: 0 S: 19 | H: 3 LOB: 2 BB: 5 P: 44 | R: 0 E: 0 K: 0 S: 8 | H: 1 LOB: 3 BB: 1 P: 16 | 1B: 10 2B: 1 3B: 0 HR: 1 | SF: 0 SAC: 0 DP: 1 HBP: 0 | WP: 1 PB: 0 CS: 0 | PA: 45 | | | | | | | |
| PITCHER | IP | WLS | BF | H | R | ER | SO | BB | IBB | HBP | BLK | WP | HR | S | P | ERA | WHIP | | | | | | | | | | |
| Victor Zambrano, R (1, 1) ERA: 4.35 | 5.2 | L | 29 | 8 | 4 | 4 | 7 | 4 | 0 | 0 | 0 | 0 | 1 | 72 | 119 | 6.35 | 2.118 | | | | | | | | | | |
| Brandon Backe, R (6, 1) ERA: 4.79 | 0.1 | | 4 | 0 | 3 | 3 | 0 | 3 | 0 | 0 | 0 | 0 | 0 | 9 | 22 | 81.00 | 9.000 | | | | | | | | | | |
| Jesus Colome, R (7, 1) ERA: 4.5 | 2.0 | | 12 | 4 | 2 | 2 | 0 | 2 | 1 | 0 | 0 | 1 | 0 | 20 | 41 | 9.00 | 3.000 | | | | | | | | | | |

Tampa Bay Devil Rays @ Seattle Mariners
Safeco Field, Seattle, WA
Tue Aug 26 2003, 7:05 PM PDT
Att: 43,287 - Cloudy - 72 F

AB 35
R 9
H 12
RBI 9
BB 10
SO 7
LOB 24



| Batter | 1 | 2 | 3 | 4 | 5 | 6 | 7 | 8 | 9 | AB | R | H | RBI | BB | SO | LOB | TOP | | | | | |
|--|------------------------------|----------------------------------|-------------------------------|----------------------------------|-------------------------------|----------------------------------|------------------------------|----------------------------------|-------------------------------|----------------------------------|------------------------------|----------------------------------|------------------------------|---------------------------------|-------------------------------|----------------------------------|--|------------------------------|----------------------------------|----------------------------------|------------------------------------|-------------------------|
| 13 Carl Crawford, L OBP: 0.308, SLG: 0.349 | L5 | | G3 | | G4-3 | | G4-3 | | SF7 | 4 | 0 | 1 | 0 | 0 | 0 | 0 | Tampa Bay Devil Rays @ Seattle Mariners Safeco Field, Seattle, WA Wed Aug 27 2003, 7:05 PM PDT Att: 42,442 - Cloudy - 73 F | | | | | |
| Julio Lugo, R OBP: 0.327, SLG: 0.406 | F8 | | 1B 2B | | HR | | | 5 1B 2B | F7 | 5 | 3 | 3 | 1 | 0 | 0 | 1 | | | | | | |
| Aubrey Huff, L OBP: 0.365, SLG: 0.545 | F8 | | 2H 1B | | HR | | | F7 | 4 | 1 | 2 | 2 | 1 | 0 | 1 | 1 | | | | | | |
| 5 Rocco Baldelli, R OBP: 0.328, SLG: 0.430 | | HR 1B | FC4-6 1-2 | | G5-3 | | | 2H 2B 1B | FC6-4 1-2 | 5 | 2 | 2 | 1 | 0 | 0 | 3 | | | | | | |
| Travis Lee, L OBP: 0.357, SLG: 0.476 | 1-H HR | | | | G1-3 | | F8 | G6-3 1-H 2B | | 4 | 1 | 2 | 3 | 0 | 0 | 0 | | | | | | |
| Al Martin, L OBP: 0.312, SLG: 0.358 | F7 | | | | G4-3 | | F8 | G6-3 | | 4 | 0 | 0 | 0 | 0 | 0 | 1 | | | | | | |
| Marlon Anderson, L OBP: 0.333, SLG: 0.371 | CS BB | | | | 1B | | P5 | P6 | | 3 | 0 | 1 | 0 | 1 | 0 | 1 | | | | | | |
| Toby Hall, R OBP: 0.305, SLG: 0.386 | F7 | | | | G5-3 | | G3 | SH 13 SF7 1B | | 4 | 1 | 1 | 0 | 0 | 0 | 2 | | | | | | |
| Damian Rolls, R OBP: 0.298, SLG: 0.390 | CS 1-2 | | G5-3 | | | | F8 | SH | | 3 | 0 | 0 | 0 | 0 | 1 | 0 | | | | | | |
| Inning Stats | R: 0 E: 0 K: 0 S: 7 | H: 0 LOB: 0 BB: 0 P: 11 | R: 2 E: 0 K: 0 S: 15 | H: 2 LOB: 0 BB: 1 P: 27 | R: 1 E: 0 K: 0 S: 12 | H: 2 LOB: 1 BB: 0 P: 18 | R: 0 E: 0 K: 0 S: 9 | H: 1 LOB: 1 BB: 0 P: 13 | R: 2 E: 0 K: 1 S: 14 | H: 2 LOB: 0 BB: 0 P: 16 | R: 0 E: 0 K: 0 S: 7 | H: 0 LOB: 0 BB: 0 P: 14 | R: 0 E: 0 K: 0 S: 5 | H: 0 LOB: 0 BB: 0 P: 9 | R: 2 E: 0 K: 0 S: 10 | H: 3 LOB: 1 BB: 0 P: 15 | | R: 1 E: 1 K: 0 S: 8 | H: 1 LOB: 2 BB: 1 P: 14 | 1B: 5 2B: 3 3B: 0 HR: 3 | SF: 1 SAC: 1 DP: 0 HBP: 0 | WP: 0 PB: 0 CS: 1 |
| PITCHER | IP | WLS | BF | H | R | ER | SO | BB | IBB | HBP | BLK | WP | HR | S | P | ERA | WHIP | | | | | |
| Joel Pineiro, R ERA: 3.8 | (1, 1) | 7.0 | L | 28 | 7 | 5 | 5 | 1 | 1 | 0 | 0 | 0 | 0 | 3 | 69 | 108 | 6.43 | 1.143 | | | | |
| 40 Julio Mateo, R ERA: 2.89 | (8, 1) | 2.0 | | 12 | 4 | 3 | 2 | 0 | 0 | 1 | 0 | 0 | 0 | 0 | 18 | 29 | 9.00 | 2.000 | | | | |

| Batter | 1 | 2 | 3 | 4 | 5 | 6 | 7 | 8 | 9 | AB | R | H | RBI | BB | SO | LOB | BOTTOM | | | | |
|--|------------------------------|----------------------------------|------------------------------|----------------------------------|-------------------------------|----------------------------------|-------------------------------|----------------------------------|-------------------------------|----------------------------------|-------------------------------|----------------------------------|-------------------------------|----------------------------------|-------------------------------|----------------------------------|--|------------------------------------|-------------------------|--------|--|
| 51 Ichiro Suzuki, L OBP: 0.368, SLG: 0.448 | K | | G4-3 | | F8 | | K | P5 | | 5 | 0 | 0 | 0 | 0 | 2 | 6 | Tampa Bay Devil Rays @ Seattle Mariners Safeco Field, Seattle, WA Wed Aug 27 2003, 7:05 PM PDT Att: 42,442 - Cloudy - 73 F | | | | |
| Carlos Guillen, S OBP: 0.360, SLG: 0.397 | L6 | | | G3-1 | BB 1B BB | | G6-3 | G6-3 | | 4 | 0 | 0 | 1 | 1 | 0 | 2 | | | | | |
| Bret Boone, R OBP: 0.362, SLG: 0.549 | G3-1 | | | BB BB | 1-2 2-3 3-H 1B | | S 1B | G6-3 | | 4 | 0 | 2 | 2 | 1 | 0 | 0 | | | | | |
| Edgar Martinez, R OBP: 0.415, SLG: 0.521 | F9 | | | BB BB | 1-2 2-H 3-H BB | | SAFE BB SAFE BB | K | | 2 | 0 | 0 | 0 | 2 | 1 | 2 | | | | | |
| Mark McLemore, S OBP: 0.316, SLG: 0.326 | | | | BB | K | | SAFE BB SAFE BB | K | | 1 | 0 | 0 | 0 | 0 | 1 | 0 | | | | | |
| John Olerud, L OBP: 0.371, SLG: 0.389 | F8 | | | BB | K | | SAFE BB SAFE BB | K | | 4 | 0 | 0 | 0 | 1 | 1 | 4 | | | | | |
| Mike Cameron, R OBP: 0.347, SLG: 0.457 | L4 | | | BB | BB | | SAFE BB SAFE BB | G5-3 | | 4 | 0 | 0 | 0 | 1 | 1 | 4 | | | | | |
| Randy Winn, S OBP: 0.335, SLG: 0.408 | | | L1 | | P2 | | SAFE BB SAFE BB | F7 | | 4 | 0 | 0 | 0 | 0 | 0 | 5 | | | | | |
| Rey Sanchez, R OBP: 0.292, SLG: 0.293 | | | | | E BB BB | | SAFE BB SAFE BB | E 2B BB | | 2 | 2 | 0 | 0 | 2 | 1 | 0 | | | | | |
| 16 Willie Bloomquist, R OBP: 0.322, SLG: 0.322 | | | | | BB E 1B BB | | SAFE BB SAFE BB | E4 2B 1B | | 3 | 1 | 2 | 0 | 1 | 0 | 1 | | | | | |
| Ben Davis, S OBP: 0.302, SLG: 0.393 | | | K | | E8 1B | | SAFE BB SAFE BB | L5-3 2B | | 4 | 1 | 1 | 1 | 0 | 1 | 4 | | | | | |
| Inning Stats | R: 0 E: 0 K: 1 S: 8 | H: 0 LOB: 0 BB: 0 P: 11 | R: 0 E: 0 K: 0 S: 6 | H: 0 LOB: 0 BB: 0 P: 11 | R: 0 E: 0 K: 1 S: 11 | H: 1 LOB: 1 BB: 0 P: 14 | R: 0 E: 0 K: 0 S: 13 | H: 0 LOB: 2 BB: 2 P: 27 | R: 3 E: 1 K: 1 S: 19 | H: 1 LOB: 3 BB: 4 P: 40 | R: 0 E: 0 K: 2 S: 15 | H: 1 LOB: 2 BB: 1 P: 24 | R: 1 E: 1 K: 0 S: 17 | H: 1 LOB: 2 BB: 1 P: 28 | R: 0 E: 0 K: 1 S: 10 | H: 0 LOB: 0 BB: 0 P: 15 | 1B: 3 2B: 3 3B: 0 HR: 0 | SF: 0 SAC: 0 DP: 1 HBP: 0 | WP: 0 PB: 0 CS: 0 | PA: 41 | |
| PITCHER | IP | WLS | BF | H | R | ER | SO | BB | IBB | HBP | BLK | WP | HR | S | P | ERA | WHIP | | | | |
| Chad Gaudin, R ERA: 3.7 | (1, 1) | 4.1 | | 21 | 2 | 3 | 2 | 2 | 5 | 0 | 0 | 0 | 0 | 49 | 87 | 4.15 | 1.615 | | | | |
| Doug Waechter, R ERA: | (5, 1) | 2.1 | W | 10 | 2 | 0 | 0 | 3 | 2 | 0 | 0 | 0 | 0 | 27 | 45 | 0.00 | 1.714 | | | | |
| Mark Malaska, L ERA: 3.86 | (7, 1) | 0.1 | H | 1 | 0 | 0 | 0 | 1 | 0 | 0 | 0 | 0 | 0 | 5 | 8 | 0.00 | 0.000 | | | | |
| Travis Harper, R ERA: 3.26 | (8, 1) | 1.0 | | 6 | 1 | 1 | 0 | 0 | 1 | 0 | 0 | 0 | 0 | 17 | 28 | 0.00 | 2.000 | | | | |
| Lance Carter, R ERA: 4.23 | (9, 1) | 1.0 | | 3 | 0 | 0 | 0 | 1 | 0 | 0 | 0 | 0 | 0 | 10 | 15 | 0.00 | 0.000 | | | | |

| Batter | 1 | 2 | 3 | 4 | 5 | 6 | 7 | 8 | 9 | AB | R | H | RBI | BB | SO | LOB | TOP | | | | |
|---|--------------------------------------|----------------------------------|---------------------------------------|----------------------------------|---------------------------------------|----------------------------------|--------------------------------------|----------------------------------|--------------------------------------|----------------------------------|--------------------------------------|----------------------------------|--------------------------------------|----------------------------------|--------------------------------------|----------------------------------|----------------------------------|------------------------------------|-------------------------|--------|--|
| 13 Carl Crawford, L OBP: 0.308, SLG: 0.347 | P6 | | BB | | F7 | | G4-3 | | | 3 | 0 | 0 | 0 | 1 | 0 | 1 | | | | | |
| Julio Lugo, R OBP: 0.324, SLG: 0.403 | K | | SF8 | | | F9 | | G5-3 | | 3 | 0 | 0 | 1 | 0 | 1 | 0 | | | | | |
| Aubrey Huff, L OBP: 0.364, SLG: 0.542 | G6-3 | | G3 | | | BB 1B | | F7 | | 4 | 0 | 1 | 0 | 0 | 0 | 2 | | | | | |
| 5 Rocco Baldelli, R OBP: 0.328, SLG: 0.430 | | K | | | P5 | | | L7 | | 4 | 0 | 1 | 0 | 0 | 1 | 1 | | | | | |
| Travis Lee, L OBP: 0.356, SLG: 0.472 | K | | | | G4-3 | | | G4-3 | | 3 | 0 | 0 | 0 | 1 | 1 | 1 | | | | | |
| Al Martin, L OBP: 0.311, SLG: 0.371 | K | | | | HR | | | F9 | | 4 | 1 | 1 | 1 | 0 | 1 | 2 | | | | | |
| Marlon Anderson, L OBP: 0.332, SLG: 0.373 | | | L7 | | P6 | | | G3 2B | | 4 | 0 | 1 | 0 | 0 | 0 | 0 | | | | | |
| Toby Hall, R OBP: 0.305, SLG: 0.393 | | | E4 13 BB SF8 1B | | P5 | | | F8 | | 4 | 2 | 1 | 1 | 0 | 0 | 1 | | | | | |
| Damian Rolls, R OBP: 0.298, SLG: 0.388 | | | G6-3 13 BB SF8 1B | | G6-3 | | | G3 | | 4 | 0 | 1 | 0 | 0 | 0 | 1 | | | | | |
| Inning Stats | R: 0 H: 0 E: 0 K: 1 S: 6 | H: 0 LOB: 0 BB: 0 P: 10 | R: 0 H: 0 E: 0 K: 3 S: 11 | H: 0 LOB: 0 BB: 0 P: 16 | R: 1 H: 1 E: 1 K: 0 S: 13 | H: 1 LOB: 2 BB: 1 P: 25 | R: 1 H: 1 E: 0 K: 0 S: 6 | H: 1 LOB: 0 BB: 0 P: 10 | R: 0 H: 0 E: 0 K: 0 S: 7 | H: 0 LOB: 0 BB: 0 P: 11 | R: 0 H: 1 E: 0 K: 0 S: 9 | H: 1 LOB: 1 BB: 0 P: 14 | R: 0 H: 1 E: 0 K: 0 S: 7 | H: 1 LOB: 1 BB: 0 P: 11 | R: 1 H: 1 E: 0 K: 0 S: 7 | H: 1 LOB: 0 BB: 0 P: 10 | 1B: 2 2B: 2 3B: 0 HR: 2 | SF: 1 SAC: 0 DP: 0 HBP: 0 | WP: 0 PB: 0 CS: 0 | PA: 36 | |
| PITCHER | IP | WLS | BF | H | R | ER | SO | BB | IBB | HBP | BLK | WP | HR | S | P | ERA | WHIP | | | | |
| Freddy Garcia, R ERA: 5.0 | 6.2 | | 27 | 4 | 2 | 1 | 4 | 2 | 0 | 0 | 0 | 0 | 1 | 59 | 102 | 1.35 | 0.900 | | | | |
| Arthur Rhodes, L ERA: 3.88 | 1.1 | W | 5 | 1 | 0 | 0 | 0 | 0 | 0 | 0 | 0 | 0 | 0 | 11 | 18 | 0.00 | 0.750 | | | | |
| Shigetoshi Hasegawa, R ERA: 0.88 | 1.0 | L | 4 | 1 | 1 | 1 | 0 | 0 | 0 | 0 | 0 | 0 | 1 | 7 | 10 | 9.00 | 1.000 | | | | |

Tampa Bay Devil Rays @ Seattle Mariners
 Safeco Field, Seattle, WA
 Thu Aug 28 2003, 1:35 PM PDT
 Att: 42,563 - Sunny - 72 F

AB 33
 R 3
 H 6
 RBI 3
 BB 2
 SO 4
 LOB 9



| Batter | 1 | 2 | 3 | 4 | 5 | 6 | 7 | 8 | 9 | AB | R | H | RBI | BB | SO | LOB | BOTTOM | | | | | |
|---|--------------------------------------|----------------------------------|--------------------------------------|---------------------------------|--------------------------------------|----------------------------------|---------------------------------------|----------------------------------|--------------------------------------|---------------------------------|---------------------------------------|----------------------------------|---------------------------------------|----------------------------------|---------------------------------------|----------------------------------|--------------------------------------|---------------------------------|----------------------------------|------------------------------------|-------------------------|--------|
| 51 Ichiro Suzuki, L OBP: 0.365, SLG: 0.445 | P6 | | K | | | G6-3 | | G4-3 | | 4 | 0 | 0 | 0 | 0 | 1 | 1 | | | | | | |
| Carlos Guillen, S OBP: 0.358, SLG: 0.395 | G6-3 | | | | G4-3 | | | F9 | | 4 | 0 | 1 | 0 | 0 | 0 | 0 | | | | | | |
| Bret Boone, R OBP: 0.363, SLG: 0.554 | K | | | | 1B | FC6-4 1B | | HR | | 4 | 2 | 2 | 1 | 0 | 1 | 1 | | | | | | |
| Edgar Martinez, R OBP: 0.414, SLG: 0.517 | | P3 | | | F9 | BB 1B | | G6-3 | | 3 | 0 | 0 | 0 | 1 | 0 | 1 | | | | | | |
| John Olerud, L OBP: 0.374, SLG: 0.392 | L7 | | | | 1B | BB | | 1B | | 4 | 0 | 3 | 1 | 0 | 0 | 0 | | | | | | |
| Mike Cameron, R OBP: 0.347, SLG: 0.454 | K | | | | F9 | 1-2 2-H 1B | | 1B | | 3 | 0 | 0 | 0 | 1 | 2 | 3 | | | | | | |
| Randy Winn, S OBP: 0.335, SLG: 0.407 | | | | | G4-3 | G2-3 | | F7 | | 4 | 0 | 1 | 0 | 0 | 0 | 3 | | | | | | |
| Mark McLemore, S OBP: 0.312, SLG: 0.321 | | P5 | | | L7 | | | G4-3 | | 4 | 0 | 0 | 0 | 0 | 0 | 1 | | | | | | |
| Dan Wilson, R OBP: 0.291, SLG: 0.355 | | | | | F8 | | | F8 | | 3 | 0 | 0 | 0 | 0 | 1 | 1 | | | | | | |
| John Mabry, L OBP: 0.333, SLG: 0.371 | | | K | | | G3-1 | | | | 1 | 0 | 0 | 0 | 0 | 0 | 0 | | | | | | |
| Inning Stats | R: 0 H: 0 E: 0 K: 1 S: 9 | H: 0 LOB: 0 BB: 0 P: 15 | R: 0 H: 0 E: 0 K: 1 S: 6 | H: 0 LOB: 0 BB: 0 P: 8 | R: 0 H: 1 E: 0 K: 2 S: 9 | H: 1 LOB: 1 BB: 0 P: 13 | R: 0 H: 2 E: 0 K: 0 S: 12 | H: 2 LOB: 2 BB: 0 P: 20 | R: 0 H: 0 E: 0 K: 0 S: 5 | H: 0 LOB: 0 BB: 0 P: 7 | R: 1 H: 2 E: 0 K: 0 S: 14 | H: 2 LOB: 3 BB: 2 P: 27 | R: 0 H: 0 E: 0 K: 0 S: 10 | H: 0 LOB: 0 BB: 0 P: 16 | R: 1 H: 2 E: 0 K: 1 S: 10 | H: 2 LOB: 1 BB: 0 P: 14 | R: 0 H: 0 E: 0 K: 0 S: 6 | H: 0 LOB: 0 BB: 0 P: 7 | 1B: 6 2B: 0 3B: 0 HR: 1 | SF: 0 SAC: 0 DP: 0 HBP: 0 | WP: 0 PB: 0 CS: 0 | PA: 36 |
| PITCHER | IP | WLS | BF | H | R | ER | SO | BB | IBB | HBP | BLK | WP | HR | S | P | ERA | WHIP | | | | | |
| Jorge Sosa, R ERA: 4.52 | 6.0 | | 25 | 5 | 1 | 1 | 4 | 2 | 0 | 0 | 0 | 0 | 0 | 55 | 90 | 1.50 | 1.167 | | | | | |
| Travis Harper, R ERA: 3.29 | 2.0 | W | 8 | 2 | 1 | 1 | 1 | 0 | 0 | 0 | 0 | 0 | 1 | 20 | 30 | 4.50 | 1.000 | | | | | |
| Lance Carter, R ERA: 4.16 | 1.0 | S | 3 | 0 | 0 | 0 | 0 | 0 | 0 | 0 | 0 | 0 | 0 | 6 | 7 | 0.00 | 0.000 | | | | | |

Tampa Bay Devil Rays @ Seattle Mariners
 Safeco Field, Seattle, WA
 Thu Aug 28 2003, 1:35 PM PDT
 Att: 42,563 - Sunny - 72 F


AB 34
 R 2
 H 7
 RBI 2
 BB 2
 SO 5
 LOB 11




| Batter | 1 | 2 | 3 | 4 | 5 | 6 | 7 | 8 | 9 | AB | R | H | RBI | BB | SO | LOB | TOP | | | | | |
|--|------------------------------|----------------------------------|-------------------------------|----------------------------------|------------------------------|----------------------------------|------------------------------|----------------------------------|------------------------------|----------------------------------|------------------------------|----------------------------------|------------------------------|----------------------------------|------------------------------|----------------------------------|--|---------------------------------|----------------------------------|------------------------------------|----------------------------------|--------|
| 13 Carl Crawford, L OBP: 0.308, SLG: 0.352 | | | | | | | | | | 4 | 1 | 2 | 0 | 0 | 0 | 0 | Tampa Bay Devil Rays @ Oakland Athletics Network Associates Coliseum, Oakland, CA Fri Aug 29 2003, 10:05 PM EDT Att: 20,052 - Sunny - 65 F | | | | | |
| Julio Lugo, R OBP: 0.321, SLG: 0.399 | | | | | | | | | | 4 | 0 | 0 | 0 | 0 | 1 | 3 | | | | | | |
| Aubrey Huff, L OBP: 0.365, SLG: 0.543 | | | | | | | | | | 3 | 0 | 2 | 2 | 0 | 0 | 0 | | | | | | |
| 5 Rocco Baldelli, R OBP: 0.329, SLG: 0.432 | | | | | | | | | | 3 | 0 | 1 | 0 | 1 | 2 | 1 | | | | | | |
| Travis Lee, L OBP: 0.354, SLG: 0.468 | | | | | | | | | | 4 | 0 | 0 | 0 | 0 | 1 | 3 | | | | | | |
| Al Martin, L OBP: 0.307, SLG: 0.365 | | | | | | | | | | 3 | 0 | 0 | 0 | 0 | 1 | 0 | | | | | | |
| Marlon Anderson, L OBP: 0.332, SLG: 0.372 | | | | | | | | | | 3 | 0 | 1 | 0 | 0 | 0 | 0 | | | | | | |
| Toby Hall, R OBP: 0.302, SLG: 0.389 | | | | | | | | | | 3 | 0 | 0 | 0 | 0 | 0 | 1 | | | | | | |
| Damian Rolls, R OBP: 0.298, SLG: 0.387 | | | | | | | | | | 3 | 1 | 1 | 0 | 0 | 2 | 0 | | | | | | |
| Inning Stats | R: 1 E: 0 K: 1 S: 8 | H: 1 LOB: 0 BB: 0 P: 11 | R: 0 E: 0 K: 2 S: 12 | H: 1 LOB: 1 BB: 0 P: 19 | R: 0 E: 0 K: 2 S: 9 | H: 0 LOB: 0 BB: 0 P: 14 | R: 0 E: 0 K: 1 S: 7 | H: 1 LOB: 0 BB: 0 P: 10 | R: 0 E: 0 K: 0 S: 7 | H: 0 LOB: 0 BB: 0 P: 10 | R: 1 E: 0 K: 0 S: 9 | H: 3 LOB: 2 BB: 1 P: 15 | R: 0 E: 0 K: 1 S: 7 | H: 0 LOB: 0 BB: 0 P: 12 | R: 0 E: 0 K: 1 S: 7 | H: 0 LOB: 0 BB: 0 P: 12 | R: 0 E: 0 K: 0 S: 6 | H: 1 LOB: 0 BB: 0 P: 9 | 1B: 5 2B: 1 3B: 1 HR: 0 | SF: 1 SAC: 0 DP: 1 HBP: 0 | WP: 0 PB: 0 SB: 0 CS: 1 | PA: 33 |
| PITCHER | IP | WLS | BF | H | R | ER | SO | BB | IBB | HBP | BLK | WP | HR | S | P | ERA | WHIP | | | | | |
| Tim Hudson, R ERA: 2.4 | 8.0 | W | 29 | 6 | 2 | 2 | 7 | 1 | 0 | 0 | 0 | 0 | 0 | 66 | 103 | 2.25 | 0.875 | | | | | |
| Keith Foulke, R ERA: 2.2 | 1.0 | S | 3 | 1 | 0 | 0 | 0 | 0 | 0 | 0 | 0 | 0 | 0 | 6 | 9 | 0.00 | 1.000 | | | | | |

| Batter | 1 | 2 | 3 | 4 | 5 | 6 | 7 | 8 | 9 | AB | R | H | RBI | BB | SO | LOB | BOTTOM | | | | | |
|---|-------------------------------|----------------------------------|------------------------------|----------------------------------|-------------------------------|----------------------------------|------------------------------|----------------------------------|-------------------------------|----------------------------------|------------------------------|----------------------------------|------------------------------|---------------------------------|------------------------------|----------------------------------|--|----------------------------------|----------------------------------|------------------------------------|----------------------------------|--------|
| Mark Ellis, R OBP: 0.325, SLG: 0.376 | | | | | | | | | | 4 | 2 | 2 | 1 | 1 | 2 | 3 | Tampa Bay Devil Rays @ Oakland Athletics Network Associates Coliseum, Oakland, CA Fri Aug 29 2003, 10:05 PM EDT Att: 20,052 - Sunny - 65 F | | | | | |
| Scott Hatteberg, L OBP: 0.337, SLG: 0.379 | | | | | | | | | | 3 | 0 | 0 | 0 | 0 | 0 | 2 | | | | | | |
| Miguel Tejada, R OBP: 0.326, SLG: 0.470 | | | | | | | | | | 4 | 1 | 1 | 0 | 0 | 0 | 3 | | | | | | |
| 3 Eric Chavez, L OBP: 0.348, SLG: 0.500 | | | | | | | | | | 4 | 0 | 2 | 3 | 0 | 0 | 0 | | | | | | |
| Jose Guillen, R OBP: 0.367, SLG: 0.585 | | | | | | | | | | 4 | 0 | 1 | 0 | 0 | 1 | 1 | | | | | | |
| Erubiel Durazo, L OBP: 0.376, SLG: 0.427 | | | | | | | | | | 4 | 1 | 1 | 0 | 0 | 1 | 3 | | | | | | |
| Ramon Hernandez, R OBP: 0.321, SLG: 0.454 | | | | | | | | | | 3 | 0 | 0 | 0 | 1 | 0 | 0 | | | | | | |
| Terrence Long, L OBP: 0.302, SLG: 0.407 | | | | | | | | | | 1 | 1 | 0 | 0 | 3 | 0 | 0 | | | | | | |
| Eric Byrnes, R OBP: 0.332, SLG: 0.476 | | | | | | | | | | 2 | 0 | 0 | 0 | 0 | 0 | 2 | | | | | | |
| Chris Singleton, L OBP: 0.316, SLG: 0.362 | | | | | | | | | | 1 | 0 | 0 | 1 | 1 | 0 | 0 | | | | | | |
| Inning Stats | R: 2 E: 0 K: 1 S: 15 | H: 3 LOB: 1 BB: 0 P: 21 | R: 0 E: 0 K: 0 S: 4 | H: 0 LOB: 0 BB: 1 P: 11 | R: 1 E: 0 K: 1 S: 21 | H: 2 LOB: 2 BB: 1 P: 28 | R: 1 E: 0 K: 0 S: 8 | H: 1 LOB: 2 BB: 1 P: 16 | R: 1 E: 0 K: 1 S: 20 | H: 1 LOB: 3 BB: 3 P: 36 | R: 0 E: 0 K: 0 S: 7 | H: 0 LOB: 0 BB: 0 P: 12 | R: 0 E: 0 K: 0 S: 6 | H: 0 LOB: 0 BB: 0 P: 9 | R: 0 E: 0 K: 1 S: 8 | H: 0 LOB: 0 BB: 0 P: 12 | R: 0 E: 0 K: 1 S: 8 | H: 0 LOB: 0 BB: 0 P: 12 | 1B: 5 2B: 2 3B: 0 HR: 0 | SF: 0 SAC: 0 DP: 1 HBP: 1 | WP: 0 PB: 0 SB: 0 CS: 0 | PA: 37 |
| PITCHER | IP | WLS | BF | H | R | ER | SO | BB | IBB | HBP | BLK | WP | HR | S | P | ERA | WHIP | | | | | |
| Joe Kennedy, L ERA: 6.6 | 4.2 | L | 26 | 7 | 5 | 5 | 2 | 5 | 0 | 1 | 0 | 0 | 0 | 62 | 102 | 9.64 | 2.571 | | | | | |
| Brandon Backe, R ERA: 4.39 | 3.1 | | 11 | 0 | 0 | 0 | 2 | 1 | 0 | 0 | 0 | 0 | 0 | 27 | 43 | 0.00 | 0.300 | | | | | |



| Batter | 1 | 2 | 3 | 4 | 5 | 6 | 7 | 8 | 9 | AB | R | H | RBI | BB | SO | LOB | TOP | | | | | | | | | | |
|--|-------------------------------|----------------------------------|------------------------------|----------------------------------|------------------------------|----------------------------------|-------------------------------|----------------------------------|-------------------------------|----------------------------------|-------------------------------|----------------------------------|-------------------------------|----------------------------------|------------------------------|----------------------------------|---|------------------------------------|-------------------------|--------|--|--|--|--|--|--|--|
| 13 Carl Crawford, L OBP: 0.307, SLG: 0.349 | G1-3 | | F8 | | | G4-3 | | K | | 4 | 0 | 0 | 0 | 0 | 1 | 2 | <p>Tampa Bay Devil Rays @ Oakland Athletics Network Associates Coliseum, Oakland, CA</p> <p>Sat Aug 30 2003, 9:05 PM EDT Att: 45,150 - Sunny - 65 F</p> <p>livebaseballscores.com</p> <p>AB 31 R 2 H 5 RBI 2 BB 3 SO 11 LOB 8</p>  | | | | | | | | | | |
| Julio Lugo, R OBP: 0.320, SLG: 0.396 | K | | | | | G6-3 | | BB | | 3 | 0 | 0 | 0 | 1 | 1 | 0 | | | | | | | | | | | |
| 5 Rocco Baldelli, R OBP: 0.327, SLG: 0.428 | G5-3 | | | | | G6-3 | | K | | 4 | 0 | 0 | 0 | 0 | 1 | 1 | | | | | | | | | | | |
| Aubrey Huff, L OBP: 0.366, SLG: 0.542 | | G4-3 | | | | | G3 | | | 3 | 0 | 1 | 0 | 1 | 0 | 0 | | | | | | | | | | | |
| Adam Platt, R OBP: 0.281, SLG: 0.504 | K | | | | | | 1B | | | 4 | 1 | 1 | 0 | 0 | 3 | 2 | | | | | | | | | | | |
| Travis Lee, L OBP: 0.353, SLG: 0.466 | K | | | | | | | | | 4 | 0 | 1 | 1 | 0 | 2 | 1 | | | | | | | | | | | |
| Toby Hall, R OBP: 0.300, SLG: 0.385 | | | K | | | | | | | 4 | 0 | 0 | 0 | 0 | 2 | 2 | | | | | | | | | | | |
| 18 Jared Sandberg, R OBP: 0.304, SLG: 0.482 | | | G5-3 | | | | | | | 2 | 0 | 0 | 0 | 0 | 1 | 0 | | | | | | | | | | | |
| Marlon Anderson, L OBP: 0.333, SLG: 0.382 | | | | | | | | HR | | 1 | 1 | 1 | 1 | 0 | 0 | 0 | | | | | | | | | | | |
| Antonio Perez, R OBP: 0.341, SLG: 0.373 | | | | | | | | | | 1 | 0 | 0 | 0 | 1 | 0 | 0 | | | | | | | | | | | |
| Al Martin, L OBP: 0.307, SLG: 0.365 | | | | | | | | CS | | 0 | 0 | 0 | 0 | 0 | 0 | 0 | | | | | | | | | | | |
| Damian Rolis, R OBP: 0.300, SLG: 0.389 | | | | | | | | 1B | | 1 | 0 | 1 | 0 | 0 | 0 | 0 | | | | | | | | | | | |
| Inning Stats | R: 0 E: 0 K: 1 S: 12 | H: 0 LOB: 0 BB: 0 P: 17 | R: 0 E: 0 K: 2 S: 8 | H: 0 LOB: 0 BB: 0 P: 10 | R: 0 E: 0 K: 1 S: 8 | H: 0 LOB: 1 BB: 1 P: 14 | R: 0 E: 0 K: 1 S: 13 | H: 1 LOB: 1 BB: 0 P: 19 | R: 0 E: 0 K: 2 S: 10 | H: 0 LOB: 0 BB: 0 P: 15 | R: 1 E: 0 K: 1 S: 10 | H: 2 LOB: 1 BB: 0 P: 13 | R: 1 E: 0 K: 2 S: 16 | H: 2 LOB: 1 BB: 1 P: 27 | R: 0 E: 0 K: 1 S: 7 | H: 0 LOB: 1 BB: 1 P: 11 | 1B: 3 2B: 1 3B: 0 HR: 1 | SF: 0 SAC: 0 DP: 0 HBP: 0 | WP: 0 PB: 0 CS: 1 | PA: 34 | | | | | | | |
| PITCHER | IP | WLS | BF | H | R | ER | SO | BB | IBB | HBP | BLK | WP | HR | S | P | ERA | WHIP | | | | | | | | | | |
| Ted Lilly, L ERA: 4.74 | 6.2 | W | 24 | 3 | 1 | 1 | 7 | 1 | 0 | 0 | 0 | 0 | 0 | 65 | 98 | 1.35 | 0.600 | | | | | | | | | | |
| Chad Bradford, R ERA: 3.22 | 0.1 | H | 2 | 1 | 1 | 1 | 1 | 0 | 0 | 0 | 0 | 0 | 1 | 7 | 10 | 27.00 | 3.000 | | | | | | | | | | |
| Ricardo Rincon, L ERA: 3.56 | 0.1 | H | 2 | 1 | 0 | 0 | 1 | 0 | 0 | 0 | 0 | 0 | 0 | 7 | 10 | 0.00 | 3.000 | | | | | | | | | | |
| Jim Mecir, R ERA: 5.4 | 0.2 | H | 2 | 0 | 0 | 0 | 1 | 1 | 0 | 0 | 0 | 0 | 0 | 6 | 11 | 0.00 | 1.500 | | | | | | | | | | |
| Keith Foulke, R ERA: 2.17 | 1.0 | S | 4 | 0 | 0 | 0 | 1 | 1 | 0 | 0 | 0 | 0 | 0 | 7 | 11 | 0.00 | 1.000 | | | | | | | | | | |

| Batter | 1 | 2 | 3 | 4 | 5 | 6 | 7 | 8 | 9 | AB | R | H | RBI | BB | SO | LOB | BOTTOM | | | | | | | | | | |
|--|-------------------------------|----------------------------------|------------------------------|----------------------------------|-------------------------------|----------------------------------|------------------------------|---------------------------------|------------------------------|---------------------------------|-------------------------------|----------------------------------|-------------------------------|----------------------------------|----------------------------------|------------------------------------|--|----------------------------------|--------|--|--|--|--|--|--|--|--|
| Mark Ellis, R OBP: 0.325, SLG: 0.375 | L7 | | | | | | | | | 4 | 1 | 1 | 0 | 0 | 1 | 1 | <p>Tampa Bay Devil Rays @ Oakland Athletics Network Associates Coliseum, Oakland, CA</p> <p>Sat Aug 30 2003, 9:05 PM EDT Att: 45,150 - Sunny - 65 F</p> <p>livebaseballscores.com</p> <p>AB 30 R 4 H 6 RBI 4 BB 1 SO 2 LOB 9</p>  | | | | | | | | | | |
| Scott Hatteberg, L OBP: 0.338, SLG: 0.387 | L6 | | | | | | | | | 4 | 2 | 2 | 1 | 0 | 0 | 0 | | | | | | | | | | | |
| Miguel Tejada, R OBP: 0.324, SLG: 0.467 | F8 | | | | | | | | | 4 | 0 | 0 | 0 | 0 | 0 | 2 | | | | | | | | | | | |
| 3 Eric Chavez, L OBP: 0.349, SLG: 0.504 | | | | | | | | | | 4 | 0 | 2 | 2 | 0 | 0 | 0 | | | | | | | | | | | |
| Jose Guillen, R OBP: 0.364, SLG: 0.579 | P4 | | | | | | | | | 4 | 0 | 0 | 0 | 0 | 0 | 2 | | | | | | | | | | | |
| Erubiel Durazo, L OBP: 0.374, SLG: 0.424 | G3 | | | | | | | | | 3 | 0 | 0 | 0 | 0 | 0 | 1 | | | | | | | | | | | |
| Ramon Hernandez, R OBP: 0.324, SLG: 0.453 | | | | | | | | | | 1 | 1 | 0 | 0 | 1 | 0 | 0 | | | | | | | | | | | |
| Terrence Long, L OBP: 0.300, SLG: 0.404 | F8 | | | | | | | | | 3 | 0 | 0 | 0 | 0 | 0 | 3 | | | | | | | | | | | |
| Chris Singleton, L OBP: 0.316, SLG: 0.365 | F7 | | | | | | | | | 3 | 0 | 1 | 1 | 0 | 1 | 0 | | | | | | | | | | | |
| Inning Stats | R: 0 E: 0 K: 0 S: 10 | H: 0 LOB: 0 BB: 0 P: 14 | R: 0 E: 0 K: 0 S: 7 | H: 1 LOB: 2 BB: 0 P: 11 | R: 2 E: 0 K: 0 S: 12 | H: 3 LOB: 1 BB: 0 P: 20 | R: 0 E: 0 K: 0 S: 5 | H: 0 LOB: 0 BB: 0 P: 9 | R: 0 E: 0 K: 1 S: 5 | H: 0 LOB: 0 BB: 0 P: 8 | R: 1 E: 0 K: 1 S: 15 | H: 1 LOB: 1 BB: 1 P: 24 | R: 1 E: 0 K: 0 S: 12 | H: 1 LOB: 0 BB: 0 P: 14 | 1B: 2 2B: 3 3B: 0 HR: 1 | SF: 0 SAC: 0 DP: 0 HBP: 1 | | WP: 1 PB: 0 SB: 0 CS: 0 | PA: 32 | | | | | | | | |
| PITCHER | IP | WLS | BF | H | R | ER | SO | BB | IBB | HBP | BLK | WP | HR | S | P | ERA | WHIP | | | | | | | | | | |
| Rob Bell, R ERA: 5.45 | 6.2 | L | 27 | 5 | 3 | 3 | 1 | 0 | 1 | 0 | 0 | 0 | 0 | 56 | 90 | 4.05 | 0.900 | | | | | | | | | | |
| Chad Gaudin, R ERA: 3.65 | 0.1 | | 1 | 0 | 0 | 0 | 1 | 0 | 0 | 0 | 0 | 1 | 0 | 3 | 4 | 0.00 | 0.000 | | | | | | | | | | |
| Lance Carter, R ERA: 4.24 | 1.0 | | 4 | 1 | 1 | 1 | 0 | 0 | 0 | 0 | 0 | 0 | 1 | 12 | 14 | 9.00 | 1.000 | | | | | | | | | | |

| Batter | 1 | 2 | 3 | 4 | 5 | 6 | 7 | 8 | 9 | AB | R | H | RBI | BB | SO | LOB | TOP | | | |
|---|---|---|---|---|---|---|---|---|---|---|---|---|---|---|---|---|---|------------------------------------|----------------------------------|--------|
| 13 Carl Crawford, L (1, 7) OBP: 0.308, SLG: 0.350 | 1-2 5S 1B | | 0-0 G3 | | 2-3 K | | | 2-2 S 5 G5-3 1B | | 4 | 1 | 2 | 0 | 0 | 1 | 0 | Tampa Bay Devil Rays @ Oakland Athletics Network Associates Coliseum, Oakland, CA Sun Aug 31 2003, 4:05 PM EDT Att: 27,541 - Sunny - 64 F livebaseballscores.com | | | |
| 5 Rocco Baldelli, R (1, 8) OBP: 0.326, SLG: 0.427 | 0-3 K2-3 | | 0-2 HR | | 0-3 K | | | 1-0 SAFE G5-3 | | 4 | 1 | 1 | 0 | 0 | 2 | 2 | | | | |
| Aubrey Huff, L (1, 9) OBP: 0.367, SLG: 0.547 | 1-2 2H 1B | | 0-0 HR | | 1-1 SAFE G4-3 | | | 2-2 2H L8 | | 4 | 1 | 2 | 3 | 0 | 0 | 2 | | | | |
| Travis Lee, L (1, 3) OBP: 0.350, SLG: 0.462 | 0-3 K | | 0-0 G3-1 | | | 0-2 P5 | | | 0-0 F7 | 4 | 0 | 0 | 0 | 0 | 1 | 1 | | | | |
| Al Martin, L (1, 10) Adam Platt, R (9, PH) OBP: 0.303, SLG: 0.360 OBP: 0.279, SLG: 0.500 | 1-3 K | | 2-3 K | | | 2-3 K | | | 1-3 K | 3 | 0 | 0 | 0 | 0 | 3 | 1 | | | | |
| Julio Lugo, R (1, 6) OBP: 0.320, SLG: 0.393 | | | | | | 1-2 F8 | | | 1-2 G5-3 | 3 | 0 | 0 | 0 | 1 | 1 | 0 | | | | |
| Marton Anderson, L (1, 4) OBP: 0.331, SLG: 0.379 | | | | | | 1-1 SAFE G4-6-3 | | | 0-2 P4 | 3 | 0 | 0 | 0 | 0 | 0 | 1 | | | | |
| Javier Valentin, S (1, 2) OBP: 0.257, SLG: 0.369 | | | | | | 0-1 F7 | | | 1-2 G4-3 | 3 | 0 | 1 | 0 | 0 | 0 | 0 | | | | |
| Damian Rolls, R (1, 5) OBP: 0.297, SLG: 0.385 | | | | | | 1-3 K | | | 1-0 L6 | 3 | 0 | 0 | 0 | 0 | 2 | 1 | | | | |
| Inning Stats | R: 1 E: 0 K: 3 S: 18 | H: 2 LOB: 1 BB: 0 P: 21 | R: 0 E: 0 K: 2 S: 16 | H: 1 LOB: 1 BB: 0 P: 23 | R: 2 E: 0 K: 1 S: 10 | H: 2 LOB: 0 BB: 0 P: 12 | R: 0 E: 0 K: 0 S: 7 | H: 0 LOB: 0 BB: 1 P: 12 | R: 0 E: 0 K: 1 S: 9 | H: 0 LOB: 0 BB: 0 P: 16 | R: 0 E: 0 K: 0 S: 7 | H: 0 LOB: 0 BB: 0 P: 9 | R: 0 E: 0 K: 1 S: 8 | H: 1 LOB: 1 BB: 0 P: 13 | R: 0 E: 0 K: 1 S: 7 | H: 0 LOB: 0 BB: 0 P: 9 | 1B: 5 2B: 0 3B: 0 HR: 1 | SF: 0 SAC: 0 DP: 1 HBP: 0 | WP: 1 PB: 0 SB: 2 CS: 0 | PA: 33 |
| PITCHER | IP WLS BF H R ER SO BB IBB HBP BLK WP HR S P ERA WHIP | IP WLS BF H R ER SO BB IBB HBP BLK WP HR S P ERA WHIP | IP WLS BF H R ER SO BB IBB HBP BLK WP HR S P ERA WHIP | IP WLS BF H R ER SO BB IBB HBP BLK WP HR S P ERA WHIP | IP WLS BF H R ER SO BB IBB HBP BLK WP HR S P ERA WHIP | IP WLS BF H R ER SO BB IBB HBP BLK WP HR S P ERA WHIP | IP WLS BF H R ER SO BB IBB HBP BLK WP HR S P ERA WHIP | IP WLS BF H R ER SO BB IBB HBP BLK WP HR S P ERA WHIP | IP WLS BF H R ER SO BB IBB HBP BLK WP HR S P ERA WHIP | IP WLS BF H R ER SO BB IBB HBP BLK WP HR S P ERA WHIP | IP WLS BF H R ER SO BB IBB HBP BLK WP HR S P ERA WHIP | IP WLS BF H R ER SO BB IBB HBP BLK WP HR S P ERA WHIP | IP WLS BF H R ER SO BB IBB HBP BLK WP HR S P ERA WHIP | IP WLS BF H R ER SO BB IBB HBP BLK WP HR S P ERA WHIP | IP WLS BF H R ER SO BB IBB HBP BLK WP HR S P ERA WHIP | IP WLS BF H R ER SO BB IBB HBP BLK WP HR S P ERA WHIP | IP WLS BF H R ER SO BB IBB HBP BLK WP HR S P ERA WHIP | | | |
| 40 Rich Harden, R (1, 1) ERA: 4.26 | 7.0 W 27 | 5 3 3 10 | 1 0 0 0 | 0 0 0 0 | 0 0 0 0 | 0 0 0 0 | 0 0 0 0 | 0 0 0 0 | 0 0 0 0 | 0 0 0 0 | 0 0 0 0 | 0 0 0 0 | 0 0 0 0 | 0 0 0 0 | 0 0 0 0 | 0 0 0 0 | 3.86 0.857 | | | |
| Ricardo Rincon, L (8, 1) ERA: 3.47 | 1.1 H 4 | 1 0 0 0 | 0 0 0 0 | 0 0 0 0 | 0 0 0 0 | 0 0 0 0 | 0 0 0 0 | 0 0 0 0 | 0 0 0 0 | 0 0 0 0 | 0 0 0 0 | 0 0 0 0 | 0 0 0 0 | 0 0 0 0 | 0 0 0 0 | 0 0 0 0 | 0.00 0.750 | | | |
| Chad Bradford, R (9, 1) ERA: 3.18 | 0.2 S 2 | 0 0 0 1 | 0 0 0 0 | 0 0 0 0 | 0 0 0 0 | 0 0 0 0 | 0 0 0 0 | 0 0 0 0 | 0 0 0 0 | 0 0 0 0 | 0 0 0 0 | 0 0 0 0 | 0 0 0 0 | 0 0 0 0 | 0 0 0 0 | 0 0 0 0 | 0.00 0.000 | | | |


| Batter | 1 | 2 | 3 | 4 | 5 | 6 | 7 | 8 | 9 | AB | R | H | RBI | BB | SO | LOB | BOTTOM | | | |
|---|---|---|---|---|---|---|---|---|---|---|---|---|---|---|---|---|---|------------------------------------|----------------------------------|--------|
| Scott Hatteberg, L (1, 3) OBP: 0.335, SLG: 0.383 | 2-2 P5 | | 0-1 G3 | | 3-2 SAFE P6 | | | 3-2 F7 | | 4 | 0 | 0 | 0 | 0 | 0 | 2 | Tampa Bay Devil Rays @ Oakland Athletics Network Associates Coliseum, Oakland, CA Sun Aug 31 2003, 4:05 PM EDT Att: 27,541 - Sunny - 64 F livebaseballscores.com | | | |
| Jose Guillen, R (1, 9) OBP: 0.383, SLG: 0.578 | 2-2 G6-3 | | | | 0-1 SAFE P5 | | 0-0 1-3 3H 2B | 2-2 P4 | | 4 | 0 | 1 | 1 | 0 | 0 | 0 | | | | |
| 3 Eric Chavez, L (1, 5) OBP: 0.346, SLG: 0.500 | 2-3 K | | | | 2-2 F8 | | 2-3 K | 0-0 P3 | | 4 | 0 | 0 | 0 | 0 | 2 | 2 | | | | |
| Miguel Tejada, R (1, 6) OBP: 0.324, SLG: 0.472 | | | | | 3-1 G6-3 | | | 2-2 G5-3 | | 3 | 1 | 1 | 1 | 0 | 0 | 0 | | | | |
| Erubiel Durazo, L (1, 10) OBP: 0.374, SLG: 0.422 | | | | | | | | 2-2 G4-3 | | 2 | 1 | 0 | 0 | 1 | 0 | 0 | | | | |
| Ramon Hernandez, R (1, 2) OBP: 0.324, SLG: 0.451 | | | | | | | | 4-2 1B BB 1B BB | | 2 | 1 | 0 | 0 | 1 | 0 | 0 | | | | |
| Terrence Long, L (1, 7) OBP: 0.300, SLG: 0.404 | | | | | | | | 3-2 SF9 1B 2B 1B | | 3 | 1 | 1 | 0 | 0 | 0 | 0 | | | | |
| Frank Menechino, R (1, 4) OBP: 0.370, SLG: 0.301 | | | | | | | | 0-0 2B 1B | | 3 | 0 | 1 | 1 | 0 | 1 | 0 | | | | |
| Chris Singleton, L (1, 8) OBP: 0.313, SLG: 0.362 | | | | | | | | 1-2 2-3 3H SF9 1B | | 2 | 0 | 0 | 1 | 0 | 0 | 0 | | | | |
| Inning Stats | R: 0 E: 0 K: 1 S: 12 | H: 0 LOB: 0 BB: 0 P: 18 | R: 1 E: 0 K: 0 S: 9 | H: 1 LOB: 0 BB: 0 P: 10 | R: 0 E: 0 K: 1 S: 7 | H: 0 LOB: 0 BB: 0 P: 10 | R: 0 E: 0 K: 0 S: 7 | H: 0 LOB: 0 BB: 0 P: 12 | R: 3 E: 0 K: 1 S: 20 | H: 3 LOB: 2 BB: 2 P: 37 | R: 0 E: 0 K: 0 S: 9 | H: 0 LOB: 0 BB: 0 P: 13 | R: 0 E: 0 K: 0 S: 8 | H: 0 LOB: 0 BB: 0 P: 11 | R: 0 E: 0 K: 0 S: 7 | H: 0 LOB: 0 BB: 0 P: 12 | 1B: 2 2B: 1 3B: 0 HR: 1 | SF: 1 SAC: 0 DP: 0 HBP: 0 | WP: 0 PB: 0 SB: 0 CS: 0 | PA: 30 |
| PITCHER | IP WLS BF H R ER SO BB IBB HBP BLK WP HR S P ERA WHIP | IP WLS BF H R ER SO BB IBB HBP BLK WP HR S P ERA WHIP | IP WLS BF H R ER SO BB IBB HBP BLK WP HR S P ERA WHIP | IP WLS BF H R ER SO BB IBB HBP BLK WP HR S P ERA WHIP | IP WLS BF H R ER SO BB IBB HBP BLK WP HR S P ERA WHIP | IP WLS BF H R ER SO BB IBB HBP BLK WP HR S P ERA WHIP | IP WLS BF H R ER SO BB IBB HBP BLK WP HR S P ERA WHIP | IP WLS BF H R ER SO BB IBB HBP BLK WP HR S P ERA WHIP | IP WLS BF H R ER SO BB IBB HBP BLK WP HR S P ERA WHIP | IP WLS BF H R ER SO BB IBB HBP BLK WP HR S P ERA WHIP | IP WLS BF H R ER SO BB IBB HBP BLK WP HR S P ERA WHIP | IP WLS BF H R ER SO BB IBB HBP BLK WP HR S P ERA WHIP | IP WLS BF H R ER SO BB IBB HBP BLK WP HR S P ERA WHIP | IP WLS BF H R ER SO BB IBB HBP BLK WP HR S P ERA WHIP | IP WLS BF H R ER SO BB IBB HBP BLK WP HR S P ERA WHIP | IP WLS BF H R ER SO BB IBB HBP BLK WP HR S P ERA WHIP | IP WLS BF H R ER SO BB IBB HBP BLK WP HR S P ERA WHIP | | | |
| Geremi Gonzalez, R (1, 1) ERA: 3.91 | 8.0 L 30 | 4 4 4 3 | 2 0 0 0 | 0 0 0 0 | 0 0 0 0 | 0 0 0 0 | 0 0 0 0 | 0 0 0 0 | 0 0 0 0 | 0 0 0 0 | 0 0 0 0 | 0 0 0 0 | 0 0 0 0 | 0 0 0 0 | 0 0 0 0 | 0 0 0 0 | 4.50 0.750 | | | |



| Batter | 1 | 2 | 3 | 4 | 5 | 6 | 7 | 8 | 9 | 10 | 11 | AB R H RBI BB SO LOB |
|---|------|----|---|---|----|----|------|----|---|------|----|----------------------|
| 51 Ichiro Suzuki, L (1.9) OBP: 0.359, SLG: 0.438 | F8 | | K | | F7 | | L6-3 | 1B | | G6-3 | F7 | 7 1 1 1 0 1 4 |
| Randy Winn, S (1.7) OBP: 0.341, SLG: 0.408 | K | | K | | | 2B | 1B | 1B | | F8 | | 5 2 2 0 1 2 0 |
| Edgar Martinez, R (1.10) OBP: 0.413, SLG: 0.511 | G4-3 | | | | F8 | | 1B | 1B | | | 2B | 2 1 0 0 2 0 0 |
| Jamal Strong, R (7, PR) | | | | | | | | | | | | 0 1 0 0 0 0 0 |
| John Mabry, L (8, PH) OBP: 0.346, SLG: 0.385 | | | | | | | | | | | 2B | 2 0 2 1 0 0 0 |
| Chad Meyers, R (11, PR) | | | | | | | | | | | | 0 1 0 0 0 0 0 |
| Bret Boone, R (1.4) OBP: 0.363, SLG: 0.551 | | P2 | | | | | | | | | 2B | 4 1 2 1 2 0 2 |
| Carlos Guillen, S (1.5) OBP: 0.366, SLG: 0.407 | | | | | | | | | | | | 5 1 3 5 1 1 2 |
| John Olerud, L (1.3) OBP: 0.374, SLG: 0.393 | | | | | F8 | | | | | | | 6 0 1 0 0 1 7 |
| Mike Cameron, R (1.8) OBP: 0.351, SLG: 0.448 | | | | | | | | | | | | 4 0 1 0 2 1 3 |
| Ben Davis, S (1.2) OBP: 0.298, SLG: 0.404 | | | | | | | | | | | | 5 1 1 2 0 2 4 |
| Rey Sanchez, R (1.6) OBP: 0.301, SLG: 0.290 | | | | | | | | | | | | 5 1 3 0 1 1 0 |

Seattle Mariners @ Tampa Bay Devil Rays
Tropicana Field, St. Petersburg, FL
Tue Sep 02 2003, 7:15 PM EDT
Att. 8,237 - Dome - 72 F

AB 45
R 10
H 16
RBI 10
BB 9
SO 9
LOB 22



| Inning Stats | R: 0 | H: 0 | E: 0 | K: 1 | S: 6 | LOB: 0 | BB: 0 | P: 11 | R: 0 | H: 1 | E: 0 | K: 0 | S: 11 | LOB: 2 | BB: 1 | P: 20 | R: 0 | H: 0 | E: 0 | K: 3 | S: 11 | LOB: 0 | BB: 0 | P: 15 | R: 0 | H: 0 | E: 0 | K: 1 | S: 9 | LOB: 1 | BB: 1 | P: 16 | R: 0 | H: 1 | E: 0 | K: 1 | S: 6 | LOB: 1 | BB: 0 | P: 12 | R: 2 | H: 2 | E: 0 | K: 1 | S: 14 | LOB: 1 | BB: 1 | P: 24 | R: 3 | H: 4 | E: 1 | K: 1 | S: 17 | LOB: 2 | BB: 2 | P: 33 | R: 2 | H: 2 | E: 0 | K: 1 | S: 13 | LOB: 2 | BB: 3 | P: 32 | R: 0 | H: 2 | E: 0 | K: 0 | S: 8 | LOB: 1 | BB: 0 | P: 12 | R: 0 | H: 0 | E: 0 | K: 0 | S: 7 | LOB: 0 | BB: 0 | P: 12 | R: 3 | H: 4 | E: 0 | K: 0 | S: 20 | LOB: 2 | BB: 1 | P: 31 | 1B: 10 | SF: 1 | 2B: 5 | SAC: 1 | 3B: 1 | DP: 2 | HR: 1 | HBP: 0 | WP: 0 | FB: 0 | SB: 0 | CS: 1 | PA: 55 |
|--------------------------------------|------|------|------|------|------|--------|-------|-------|------|------|------|------|-------|--------|-------|-------|-------|------|------|------|-------|--------|-------|-------|------|------|------|------|------|--------|-------|-------|------|------|------|------|------|--------|-------|-------|------|------|------|------|-------|--------|-------|-------|------|------|------|------|-------|--------|-------|-------|------|------|------|------|-------|--------|-------|-------|------|------|------|------|------|--------|-------|-------|------|------|------|------|------|--------|-------|-------|------|------|------|------|-------|--------|-------|-------|--------|-------|-------|--------|-------|-------|-------|--------|-------|-------|-------|-------|--------|
| PITCHER | IP | WLS | BF | H | R | ER | SO | BB | IBB | HBP | BLK | WP | HR | S | P | ERA | WHIP | | | | | | | | | | | | | | | | | | | | | | | | | | | | | | | | | | | | | | | | | | | | | | | | | | | | | | | | | | | | | | | | | | | | | | | | | | | | | | | | | | | | |
| Victor Zambrano, R (1.1) ERA: 4.3 | 6.0 | | 25 | 4 | 3 | 2 | 0 | 0 | 0 | 0 | 0 | 0 | 1 | 9 | 13 | 27.00 | 4.500 | | | | | | | | | | | | | | | | | | | | | | | | | | | | | | | | | | | | | | | | | | | | | | | | | | | | | | | | | | | | | | | | | | | | | | | | | | | | | | | | | | | | |
| Travis Harper, R (7.1) ERA: 3.48 | 0.2 | H | 4 | 3 | 2 | 2 | 0 | 0 | 0 | 0 | 0 | 0 | 0 | 1 | 9 | 27.00 | 4.500 | | | | | | | | | | | | | | | | | | | | | | | | | | | | | | | | | | | | | | | | | | | | | | | | | | | | | | | | | | | | | | | | | | | | | | | | | | | | | | | | | | | | |
| Chad Gaudin, R (7.1) ERA: 4.01 | 0.0 | | 2 | 0 | 0 | 0 | 0 | 2 | 0 | 0 | 0 | 0 | 0 | 1 | 9 | ∞ | ∞ | | | | | | | | | | | | | | | | | | | | | | | | | | | | | | | | | | | | | | | | | | | | | | | | | | | | | | | | | | | | | | | | | | | | | | | | | | | | | | | | | | | | |
| Mark Malaska, L (7.1) ERA: 4.01 | 0.1 | B | 2 | 1 | 1 | 1 | 1 | 0 | 0 | 0 | 0 | 0 | 0 | 7 | 11 | 27.00 | 3.000 | | | | | | | | | | | | | | | | | | | | | | | | | | | | | | | | | | | | | | | | | | | | | | | | | | | | | | | | | | | | | | | | | | | | | | | | | | | | | | | | | | | | |
| Brandon Backe, R (8.1) ERA: 4.73 | 1.0 | | 7 | 2 | 2 | 2 | 1 | 3 | 0 | 0 | 0 | 0 | 0 | 13 | 32 | 18.00 | 5.000 | | | | | | | | | | | | | | | | | | | | | | | | | | | | | | | | | | | | | | | | | | | | | | | | | | | | | | | | | | | | | | | | | | | | | | | | | | | | | | | | | | | | |
| PITCHER | IP | WLS | BF | H | R | ER | SO | BB | IBB | HBP | BLK | WP | HR | S | P | ERA | WHIP | | | | | | | | | | | | | | | | | | | | | | | | | | | | | | | | | | | | | | | | | | | | | | | | | | | | | | | | | | | | | | | | | | | | | | | | | | | | | | | | | | | | |
| Lance Carter, R (9.1) ERA: 4.48 | 2.1 | L | 12 | 5 | 3 | 3 | 0 | 0 | 0 | 0 | 0 | 0 | 0 | 6 | 8 | 0.00 | 1.500 | | | | | | | | | | | | | | | | | | | | | | | | | | | | | | | | | | | | | | | | | | | | | | | | | | | | | | | | | | | | | | | | | | | | | | | | | | | | | | | | | | | | |
| Joe Kennedy, L (11.1) ERA: 6.56 | 0.2 | | 3 | 1 | 0 | 0 | 0 | 0 | 0 | 0 | 0 | 0 | 0 | 6 | 8 | 0.00 | 1.500 | | | | | | | | | | | | | | | | | | | | | | | | | | | | | | | | | | | | | | | | | | | | | | | | | | | | | | | | | | | | | | | | | | | | | | | | | | | | | | | | | | | | |

| Batter | 1 | 2 | 3 | 4 | 5 | 6 | 7 | 8 | 9 | 10 | 11 | AB R H RBI BB SO LOB |
|---|------|----|---|--------|------|----|---|----|---|-------|----|----------------------|
| 13 Carl Crawford, L (1.7) OBP: 0.308, SLG: 0.355 | G3-1 | E1 | | G6-4-3 | | HR | | P5 | | F7 | | 7 1 2 1 0 0 4 |
| Julio Lugo, R (1.6) OBP: 0.323, SLG: 0.393 | E | | | | 1B | F8 | | HR | | SH1-4 | | 3 2 1 0 2 1 2 |
| Aubrey Huff, L (1.9) OBP: 0.368, SLG: 0.551 | E6 | | | | 5 2B | K | | | | | | 5 2 2 2 1 2 1 |
| 5 Rocco Baldelli, R (1.8) OBP: 0.326, SLG: 0.428 | K | | | | 5 2B | K | | | | | | 6 1 2 1 0 2 4 |
| Travis Lee, L (1.3) OBP: 0.299, SLG: 0.461 | F7 | | | | G3 | | | | | | | 3 0 1 0 2 0 3 |
| Antonio Perez, R (9, PR) OBP: 0.341, SLG: 0.373 | | | | | 1B | | | | | | | 0 0 0 0 0 0 0 |
| Javier Valentin, S (10.2) OBP: 0.255, SLG: 0.366 | | | | | G3 | | | | | | | 1 0 0 0 0 0 2 |
| Toby Hall, R (1.2) OBP: 0.289, SLG: 0.384 | | | | | | | | | | | | 4 0 1 0 0 0 3 |
| Terry Shumpert, R (9, PH) OBP: 0.286, SLG: 0.388 | | | | | | | | | | | | 0 0 0 0 1 0 0 |
| Al Martin, L (11, PH) OBP: 0.301, SLG: 0.358 | | | | | | | | | | | | 1 0 0 0 0 0 0 |
| Marlon Anderson, L (1.4) OBP: 0.329, SLG: 0.376 | | | | | | | | | | | | 6 1 1 1 0 1 5 |
| Damian Rolls, R (1.5) OBP: 0.301, SLG: 0.395 | | | | | | | | | | | | 6 1 3 1 0 1 5 |
| Pete Laforest, L (1.10) OBP: 0.333, SLG: 0.333 | | | | | | | | | | | | 6 0 2 1 0 1 3 |

Seattle Mariners @ Tampa Bay Devil Rays
Tropicana Field, St. Petersburg, FL
Tue Sep 02 2003, 7:15 PM EDT
Att. 8,237 - Dome - 72 F

AB 48
R 8
H 15
RBI 7
BB 6
SO 8
LOB 32



| Inning Stats | R: 1 | H: 1 | E: 1 | K: 1 | S: 9 | LOB: 2 | BB: 0 | P: 12 | R: 1 | H: 1 | E: 2 | K: 1 | S: 11 | LOB: 2 | BB: 0 | P: 16 | R: 0 | H: 1 | E: 0 | K: 1 | S: 9 | LOB: 1 | BB: 0 | P: 10 | R: 0 | H: 2 | E: 0 | K: 0 | S: 9 | LOB: 2 | BB: 1 | P: 11 | R: 3 | H: 3 | E: 0 | K: 0 | S: 16 | LOB: 1 | BB: 2 | P: 32 | R: 1 | H: 1 | E: 0 | K: 1 | S: 9 | LOB: 0 | BB: 0 | P: 13 | R: 0 | H: 1 | E: 0 | K: 2 | S: 18 | LOB: 2 | BB: 1 | P: 23 | R: 0 | H: 1 | E: 0 | K: 1 | S: 16 | LOB: 1 | BB: 1 | P: 25 | R: 0 | H: 1 | E: 0 | K: 0 | S: 11 | LOB: 2 | BB: 0 | P: 24 | R: 1 | H: 2 | E: 0 | K: 0 | S: 14 | LOB: 1 | BB: 0 | P: 25 | 1B: 10 | SF: 0 | 2B: 3 | SAC: 1 | 3B: 0 | DP: 2 | HR: 2 | HBP: 0 | WP: 0 | FB: 0 | SB: 1 | CS: 0 | PA: 55 |
|--|------|------|------|------|------|--------|-------|-------|------|------|------|------|-------|--------|-------|-------|-------|------|------|------|------|--------|-------|-------|------|------|------|------|------|--------|-------|-------|------|------|------|------|-------|--------|-------|-------|------|------|------|------|------|--------|-------|-------|------|------|------|------|-------|--------|-------|-------|------|------|------|------|-------|--------|-------|-------|------|------|------|------|-------|--------|-------|-------|------|------|------|------|-------|--------|-------|-------|--------|-------|-------|--------|-------|-------|-------|--------|-------|-------|-------|-------|--------|
| PITCHER | IP | WLS | BF | H | R | ER | SO | BB | IBB | HBP | BLK | WP | HR | S | P | ERA | WHIP | | | | | | | | | | | | | | | | | | | | | | | | | | | | | | | | | | | | | | | | | | | | | | | | | | | | | | | | | | | | | | | | | | | | | | | | | | | | |
| Joel Piniro, R (1.1) ERA: 3.87 | 6.0 | | 30 | 9 | 5 | 4 | 2 | 1 | 1 | 0 | 0 | 0 | 1 | 63 | 94 | 6.00 | 1.667 | | | | | | | | | | | | | | | | | | | | | | | | | | | | | | | | | | | | | | | | | | | | | | | | | | | | | | | | | | | | | | | | | | | | | | | | | | | | |
| Rafael Soriano, R (7.1) ERA: 1.07 | 1.2 | | 8 | 1 | 1 | 1 | 2 | 2 | 0 | 0 | 0 | 0 | 0 | 26 | 34 | 5.40 | 1.800 | | | | | | | | | | | | | | | | | | | | | | | | | | | | | | | | | | | | | | | | | | | | | | | | | | | | | | | | | | | | | | | | | | | | | | | | | | | | |
| Arthur Rhodes, L (8.1) ERA: 4.04 | 0.1 | B | 3 | 2 | 1 | 1 | 1 | 0 | 0 | 0 | 0 | 0 | 1 | 7 | 8 | 27.00 | 6.000 | | | | | | | | | | | | | | | | | | | | | | | | | | | | | | | | | | | | | | | | | | | | | | | | | | | | | | | | | | | | | | | | | | | | | | | | | | | | |
| Armando Benitez, R (9.1) ERA: 2.71 | 1.0 | | 4 | 0 | 0 | 0 | 1 | 1 | 0 | 0 | 0 | 0 | 0 | 14 | 23 | 0.00 | 1.000 | | | | | | | | | | | | | | | | | | | | | | | | | | | | | | | | | | | | | | | | | | | | | | | | | | | | | | | | | | | | | | | | | | | | | | | | | | | | |
| Shigetoshi Hasegawa, R (10.1) ERA: 0.98 | 2.0 | W | 10 | 3 | 1 | 1 | 0 | 0 | 1 | 0 | 0 | 0 | 0 | 25 | 49 | 4.50 | 1.500 | | | | | | | | | | | | | | | | | | | | | | | | | | | | | | | | | | | | | | | | | | | | | | | | | | | | | | | | | | | | | | | | | | | | | | | | | | | | |


| Batter | 1 | 2 | 3 | 4 | 5 | 6 | 7 | 8 | 9 | AB | R | H | RBI | BB | SO | LOB | TOP | | | | |
|--|--------------------------------------|----------------------------------|--------------------------------------|-----------------------------------|---------------------------------------|--------------------------|--------------------------------------|---------------------------------|--------------------------------------|-----------------------------------|--------------------------------------|----------------------------------|--------------------------------------|----------------------------------|--------------------------------------|-----------------------------------|--|---|------------------------------------|------------------------------------|--------------------------|
| 51 Ichiro Suzuki, L (1, 9) OBP: 0.397, SLG: 0.434 | F8 | | F8 | | | F7 | | | L6 | 4 | 0 | 0 | 0 | 0 | 0 | 2 | Seattle Mariners @ Tampa Bay Devil Rays Tropicana Field, St. Petersburg, FL Wed Sep 03 2003, 7:15 PM EDT Att. 8,696 - Dome - 72 F | AB 28 R 0 H 2 RBI 0 BB 2 SO 7 LOB 7 | | | |
| Randy Winn, S (1, 7) OBP: 0.340, SLG: 0.406 | G4-3 | | | K | | G6-4-3 BB | | | F7 | 3 | 0 | 0 | 0 | 1 | 1 | 0 | | | | | |
| Edgar Martinez, R (1, 10) OBP: 0.410, SLG: 0.507 Jamal Strong, R (9, PH) | K | | | F9 | | G6-4-3 1-2 | | | G5-3 | 3 | 0 | 0 | 0 | 0 | 1 | 2 | | | | | |
| Bret Boone, R (1, 4) OBP: 0.362, SLG: 0.548 | | K | | K | | | | | F8 | 3 | 0 | 0 | 0 | 0 | 2 | 0 | | | | | |
| Carlos Guillen, S (1, 5) OBP: 0.363, SLG: 0.403 | | F8 | | | | F7 | | | F7 | 3 | 0 | 0 | 0 | 0 | 0 | 0 | | | | | |
| Mike Cameron, R (1, 8) OBP: 0.351, SLG: 0.446 | | K | | | | FC5-4 BB | | | K | 2 | 0 | 0 | 0 | 1 | 2 | 0 | | | | | |
| John Mabry, L (1, 3) OBP: 0.336, SLG: 0.372 | | | G3 | | | F7 | | | P6 | 3 | 0 | 0 | 0 | 0 | 0 | 1 | | | | | |
| Rey Sanchez, R (1, 6) OBP: 0.301, SLG: 0.291 | | | | | | FC5-4 1-2 | | | G6-3 | 3 | 0 | 1 | 0 | 0 | 0 | 1 | | | | | |
| Dan Wilson, R (1, 2) OBP: 0.291, SLG: 0.357 | | | | K | | | | | F8 | 3 | 0 | 1 | 0 | 0 | 1 | 1 | | | | | |
| Inning Stats | R: 0 H: 0 E: 0 K: 1 S: 7 | H: 0 LOB: 0 BB: 0 P: 12 | R: 0 H: 0 E: 0 K: 2 S: 9 | H: 0 LOB: 0 BB: 0 P: 11 | R: 0 H: 1 E: 0 K: 1 S: 12 | LOB: 1 BB: 0 P: 15 | R: 0 H: 0 E: 0 K: 2 S: 7 | H: 0 LOB: 0 BB: 0 P: 8 | R: 0 H: 0 E: 0 K: 0 S: 6 | H: 0 LOB: 1 BB: 1 P: 13 | R: 0 H: 1 E: 0 K: 0 S: 6 | H: 0 LOB: 0 BB: 0 P: 11 | R: 0 H: 0 E: 0 K: 1 S: 7 | H: 0 LOB: 0 BB: 0 P: 11 | R: 0 H: 0 E: 0 K: 0 S: 9 | H: 0 LOB: 0 BB: 0 P: 13 | R: 0 H: 0 E: 0 K: 0 S: 5 | H: 0 LOB: 0 BB: 0 P: 6 | 1B: 2 2B: 0 3B: 0 HR: 0 | SF: 0 SAC: 0 DP: 1 HBP: 0 | WP: 0 PA: 30 CS: 0 |
| PITCHER Doug Waechter, R (1, 1) ERA: | IP: 9.0 WLS: W BF: 30 | H: 2 R: 0 ER: 0 SO: 7 | BB: 2 IBB: 0 HBP: 0 BLK: 0 | WP: 0 HR: 0 S: 68 P: 100 | ERA: 0.00 WHIP: 0.444 | PITCHER | IP: 9.0 WLS: W BF: 30 | H: 2 R: 0 ER: 0 SO: 7 | BB: 2 IBB: 0 HBP: 0 BLK: 0 | WP: 0 HR: 0 S: 68 P: 100 | ERA: 0.00 WHIP: 0.444 | PITCHER | IP: 9.0 WLS: W BF: 30 | H: 2 R: 0 ER: 0 SO: 7 | BB: 2 IBB: 0 HBP: 0 BLK: 0 | WP: 0 HR: 0 S: 68 P: 100 | ERA: 0.00 WHIP: 0.444 | 1B: 2 2B: 0 3B: 0 HR: 0 | SF: 0 SAC: 0 DP: 1 HBP: 0 | WP: 0 PA: 30 CS: 0 | |

| Batter | 1 | 2 | 3 | 4 | 5 | 6 | 7 | 8 | 9 | AB | R | H | RBI | BB | SO | LOB | BOTTOM | | | |
|--|---------------------------------------|----------------------------------|--------------------------------------|----------------------------------|---------------------------------------|----------------------------------|--------------------------------------|----------------------------------|---------------------------------------|----------------------------------|---------------------------------------|----------------------------------|--------------------------------------|----------------------------------|--------------------------------------|---------------------------------|--|--|------------------------------------|--------------------------|
| 13 Carl Crawford, L (1, 7) OBP: 0.311, SLG: 0.362 | K | | | | | | | | | 4 | 3 | 3 | 0 | 0 | 1 | 0 | Seattle Mariners @ Tampa Bay Devil Rays Tropicana Field, St. Petersburg, FL Wed Sep 03 2003, 7:15 PM EDT Att. 8,696 - Dome - 72 F | AB 32 R 7 H 11 RBI 7 BB 1 SO 10 LOB 11 | | |
| 5 Rocco Baldelli, R (1, 8) OBP: 0.329, SLG: 0.429 | 2B | | | | | | | | | 3 | 2 | 2 | 1 | 0 | 1 | 1 | | | | |
| Aubrey Huff, L (1, 9) OBP: 0.372, SLG: 0.561 | | | | | | | | | | 3 | 1 | 3 | 4 | 1 | 0 | 0 | | | | |
| Travis Lee, L (1, 3) OBP: 0.354, SLG: 0.465 | SF7 | | | | | | | | | 3 | 0 | 2 | 2 | 0 | 1 | 0 | | | | |
| Pete Laforest, L (1, 10) OBP: 0.200, SLG: 0.200 | K | | | | | | | | | 4 | 0 | 0 | 0 | 0 | 1 | 4 | | | | |
| Julio Lugo, R (1, 6) OBP: 0.322, SLG: 0.391 | | | | | | | | | | 4 | 0 | 1 | 0 | 0 | 2 | 2 | | | | |
| Marlon Anderson, L (1, 4) OBP: 0.326, SLG: 0.372 | | | | | | | | | | 4 | 0 | 0 | 0 | 0 | 0 | 1 | | | | |
| Toby Hall, R (1, 2) OBP: 0.299, SLG: 0.381 | | | | | | | | | | 3 | 1 | 0 | 0 | 0 | 1 | 1 | | | | |
| Damian Rolls, R (1, 5) OBP: 0.297, SLG: 0.389 | | | | | | | | | | 4 | 0 | 0 | 0 | 0 | 3 | 2 | | | | |
| Inning Stats | R: 1 H: 1 E: 0 K: 2 S: 12 | H: 1 LOB: 1 BB: 0 P: 19 | R: 0 H: 1 E: 0 K: 1 S: 6 | H: 1 LOB: 0 BB: 0 P: 6 | R: 3 H: 3 E: 0 K: 2 S: 13 | H: 3 LOB: 0 BB: 0 P: 19 | R: 0 H: 0 E: 0 K: 1 S: 6 | H: 0 LOB: 0 BB: 0 P: 10 | R: 1 H: 2 E: 0 K: 2 S: 13 | H: 2 LOB: 2 BB: 1 P: 22 | R: 2 H: 3 E: 0 K: 1 S: 15 | H: 3 LOB: 1 BB: 0 P: 21 | R: 0 H: 1 E: 0 K: 0 S: 8 | H: 1 LOB: 0 BB: 0 P: 14 | R: 0 H: 0 E: 0 K: 1 S: 7 | H: 0 LOB: 0 BB: 0 P: 8 | 1B: 7 2B: 2 3B: 1 HR: 1 | SF: 1 SAC: 0 DP: 1 HBP: 2 | WP: 1 PA: 36 CS: 0 | |
| PITCHER Freddy Garcia, R (1, 1) ERA: 5.11 Brian Sweeney, R (6, 1) ERA: 3.39 Aaron Loper, R (8, 1) ERA: 6.23 | IP: 5.0 WLS: L BF: 24 | H: 5 R: 5 ER: 5 SO: 8 | BB: 1 IBB: 0 HBP: 1 BLK: 0 | WP: 1 HR: 1 S: 50 P: 76 | ERA: 9.00 WHIP: 1.400 | PITCHER | IP: 2.0 WLS: 9 BF: 9 | H: 4 R: 2 ER: 2 SO: 1 | BB: 0 IBB: 0 HBP: 1 BLK: 0 | WP: 0 HR: 0 S: 23 P: 35 | ERA: 9.00 WHIP: 2.000 | PITCHER | IP: 1.0 WLS: 3 BF: 0 | H: 0 R: 0 ER: 0 SO: 1 | BB: 0 IBB: 0 HBP: 0 BLK: 0 | WP: 0 HR: 0 S: 7 P: 8 | ERA: 0.00 WHIP: 0.000 | 1B: 7 2B: 2 3B: 1 HR: 1 | SF: 1 SAC: 0 DP: 1 HBP: 2 | WP: 1 PA: 36 CS: 0 |

| Batter | 1 | 2 | 3 | 4 | 5 | 6 | 7 | 8 | 9 | AB | R | H | RBI | BB | SO | LOB | TOP | | | |
|--|---|----------------------------------|-------------------------------|----------------------------------|------------------------------|----------------------------------|-------------------------------|----------------------------------|------------------------------|----------------------------------|------------------------------|----------------------------------|-------------------------------|----------------------------------|-------------------------------|----------------------------------|---|------------------------------------|-------------------------|--------|
| Mike Cameron, R (1, 8) OBP: 0.348, SLG: 0.443 | 1-3 K | | 3-2 P3 | | | 2-0 F9 | | 0-1 F8 | | 4 | 0 | 0 | 0 | 0 | 1 | 2 | | | | |
| Rey Sanchez, R (1, 6) OBP: 0.301, SLG: 0.294 | 1-0 F9 | | | 3-2 G6-3 2B | | 0-3 K | | 1-2 F7 | | 4 | 0 | 1 | 0 | 0 | 1 | 2 | | | | |
| Carlos Guillen, S (1, 5) OBP: 0.359, SLG: 0.398 | 1-2 G3 | | | 0-0 F8 | | 1-1 F7 | | | 1-2 F7 | 4 | 0 | 0 | 0 | 0 | 0 | 1 | | | | |
| Edgar Martinez, R (1, 10) OBP: 0.409, SLG: 0.505 Jamal Strong, R (9, PR) | | 1-2 F9 | | 1-2 G6-3 | | | 0-1 G5-3 | | 2-2 1B | 4 | 0 | 1 | 0 | 0 | 0 | 1 | | | | |
| Bret Boone, R (1, 4) OBP: 0.359, SLG: 0.544 | 0-1 G1-3 | | | 2-3 K | | 1-3 K | | 3-3 K | | 4 | 0 | 0 | 0 | 0 | 3 | 2 | | | | |
| John Olerud, L (1, 3) OBP: 0.373, SLG: 0.392 | 0-2 1B | | | | 2-0 L7 | | 1-2 F8 | | 3-1 L3 | 4 | 0 | 1 | 0 | 0 | 0 | 1 | | | | |
| Randy Winn, S (1, 9) OBP: 0.340, SLG: 0.407 | 0-1 G4-3 | | | | 0-1 L6 | | | 0-1 F8 2B | | 3 | 0 | 1 | 0 | 0 | 0 | 1 | | | | |
| Mark McLemore, S (1, 7) OBP: 0.317, SLG: 0.319 | | | 1-0 F8 | | 4-1 BB | | | 4-1 BB | | 1 | 0 | 0 | 0 | 2 | 0 | 0 | | | | |
| Dan Wilson, R (1, 2) OBP: 0.288, SLG: 0.353 | | | 2-2 G6-3 | | 0-0 G5-3 | | | 0-3 K | | 3 | 0 | 0 | 0 | 0 | 1 | 3 | | | | |
| Inning Stats | R: 0 E: 0 K: 1 S: 10 | H: 0 LOB: 0 BB: 0 P: 13 | R: 0 E: 0 K: 0 S: 11 | H: 1 LOB: 1 BB: 0 P: 12 | R: 0 E: 0 K: 0 S: 7 | H: 0 LOB: 0 BB: 0 P: 13 | R: 0 E: 0 K: 1 S: 11 | H: 1 LOB: 1 BB: 0 P: 17 | R: 0 E: 0 K: 0 S: 5 | H: 0 LOB: 1 BB: 1 P: 11 | R: 0 E: 0 K: 1 S: 8 | H: 0 LOB: 0 BB: 0 P: 10 | R: 0 E: 0 K: 1 S: 12 | H: 1 LOB: 2 BB: 0 P: 16 | R: 0 E: 0 K: 1 S: 13 | H: 1 LOB: 1 BB: 0 P: 22 | 1B: 2 2B: 2 3B: 0 HR: 0 | SF: 0 SAC: 0 DP: 0 HBP: 0 | WP: 0 PB: 0 CS: 0 | PA: 33 |
| PITCHER Jorge Sosa, R (1, 1) ERA: 4.13 | IP: 9.0 WLS: W BF: 33 H: 4 R: 0 ER: 0 SO: 6 BB: 2 IBB: 0 HBP: 0 BLK: 0 WP: 0 HR: 0 S: 83 P: 123 ERA: 0.00 WHIP: 0.667 | | | | | | | | | | | | | | | PITCHER | IP: 9.0 WLS: W BF: 33 H: 4 R: 0 ER: 0 SO: 6 BB: 2 IBB: 0 HBP: 0 BLK: 0 WP: 0 HR: 0 S: 83 P: 123 ERA: 0.00 WHIP: 0.667 | | | |

Seattle Mariners @ Tampa Bay Devil Rays
Tropicana Field, St. Petersburg, FL
Thu Sep 04 2003, 7:15 PM EDT
Att. 8,486 - Dome - 72 F


| | |
|-----|----|
| AB | 31 |
| R | 0 |
| H | 4 |
| RBI | 0 |
| BB | 2 |
| SO | 6 |
| LOB | 13 |



| Batter | 1 | 2 | 3 | 4 | 5 | 6 | 7 | 8 | 9 | AB | R | H | RBI | BB | SO | LOB | BOTTOM | | | |
|--|---|--|------------------------------|----------------------------------|------------------------------|----------------------------------|-------------------------------|----------------------------------|-------------------------------|----------------------------------|------------------------------|----------------------------------|-------------------------------|----------------------------------|------------------------------|---------------------------------|---|------------------------------------|-------------------------|--------|
| 13 Carl Crawford, L (1, 7) OBP: 0.311, SLG: 0.361 | 1-1 F8 | 0-0 P6 | | | 1-0 1B | | | 0-2 P4 | | 4 | 0 | 1 | 0 | 0 | 0 | 1 | | | | |
| 5 Rocco Baldelli, R (1, 8) OBP: 0.329, SLG: 0.428 | 1-1 1B | | 1-2 G6-3 | | 0-0 G4-3 | | | 0-0 F9 | | 4 | 0 | 1 | 0 | 0 | 0 | 1 | | | | |
| Aubrey Huff, L (1, 9) OBP: 0.372, SLG: 0.560 | 0-3 K | | 2-1 1B | | | 0-0 P6 | | | | 3 | 0 | 1 | 0 | 0 | 1 | 1 | | | | |
| Travis Lee, L (1, 3) OBP: 0.353, SLG: 0.464 | 1-1 SAFE | | 2-3 K | | | 3-3 K | | | | 3 | 0 | 1 | 0 | 0 | 2 | 0 | | | | |
| Pete Laforest, L (1, 10) OBP: 0.154, SLG: 0.154 | 1-0 F8 | | | 3-2 G4-3 | | 1-2 P3 | | | | 3 | 0 | 0 | 0 | 0 | 2 | | | | | |
| Julio Lugo, R (1, 6) OBP: 0.322, SLG: 0.391 | | 0-0 G6-3 1B | | 0-2 F9 | | | 0-2 L5 | | | 3 | 0 | 1 | 0 | 0 | 0 | 0 | | | | |
| Marlon Anderson, L (1, 4) OBP: 0.324, SLG: 0.369 | | 1-2 SAFE SAFE SAFE SAFE G6-3 1-2 | | 2-2 F7 | | | 0-1 B1-3 | | | 3 | 0 | 0 | 0 | 0 | 0 | 1 | | | | |
| Toby Hall, R (1, 2) OBP: 0.299, SLG: 0.379 | | 1-0 2B HBP | | | 0-2 F9 | | 3-3 K | | | 2 | 1 | 0 | 0 | 0 | 1 | 0 | | | | |
| Damian Rolls, R (1, 5) OBP: 0.298, SLG: 0.392 | | 3-2 1-H 2B | | | 3-3 K | | | 2-1 P6 | | 3 | 0 | 1 | 1 | 0 | 1 | 0 | | | | |
| Inning Stats | R: 0 E: 0 K: 1 S: 10 | H: 2 LOB: 2 BB: 0 P: 14 | R: 1 E: 0 K: 0 S: 8 | H: 2 LOB: 1 BB: 0 P: 13 | R: 0 E: 0 K: 1 S: 9 | H: 1 LOB: 0 BB: 0 P: 14 | R: 0 E: 0 K: 0 S: 10 | H: 0 LOB: 0 BB: 0 P: 15 | R: 0 E: 0 K: 1 S: 10 | H: 1 LOB: 1 BB: 0 P: 14 | R: 0 E: 0 K: 1 S: 8 | H: 0 LOB: 0 BB: 0 P: 12 | R: 0 E: 0 K: 1 S: 11 | H: 0 LOB: 0 BB: 0 P: 14 | R: 0 E: 0 K: 0 S: 6 | H: 0 LOB: 0 BB: 0 P: 8 | 1B: 5 2B: 1 3B: 0 HR: 0 | SF: 0 SAC: 0 DP: 1 HBP: 1 | WP: 0 PB: 0 CS: 0 | PA: 29 |
| PITCHER Ryan Franklin, R (1, 1) ERA: 3.74 | IP: 8.0 WLS: L BF: 29 H: 6 R: 1 ER: 1 SO: 5 BB: 0 IBB: 0 HBP: 1 BLK: 0 WP: 0 HR: 0 S: 72 P: 104 ERA: 1.12 WHIP: 0.750 | | | | | | | | | | | | | | | PITCHER | IP: 8.0 WLS: L BF: 29 H: 6 R: 1 ER: 1 SO: 5 BB: 0 IBB: 0 HBP: 1 BLK: 0 WP: 0 HR: 0 S: 72 P: 104 ERA: 1.12 WHIP: 0.750 | | | |

Seattle Mariners @ Tampa Bay Devil Rays
Tropicana Field, St. Petersburg, FL
Thu Sep 04 2003, 7:15 PM EDT
Att. 8,486 - Dome - 72 F

| | |
|-----|----|
| AB | 28 |
| R | 1 |
| H | 6 |
| RBI | 1 |
| BB | 0 |
| SO | 5 |
| LOB | 6 |



| Batter | 1 | 2 | 3 | 4 | 5 | 6 | 7 | 8 | 9 | AB | R | H | RBI | BB | SO | LOB | TOP | | |
|--|---------------------------------------|----------------------------------|---------------------------------------|----------------------------------|---------------------------------------|---------------------------------|--------------------------------------|----------------------------------|---------------------------------------|----------------------------------|--------------------------------------|----------------------------------|---------------------------------------|----------------------------------|----------------------------------|------------------------------------|----------------------------------|--------|--|
| Mark Ellis, R OBP: 0.319, SLG: 0.371 (1, 4) | 1-2 L7 | 2-0 2B | | 1-0 P4 | | | 1-0 F8 | | 2-2 G6-3 | 5 | 0 | 1 | 1 | 0 | 0 | 0 | | | |
| Erubiel Durazo, L OBP: 0.371, SLG: 0.418 (1, 10) | 2-2 1B | 1-0 F7 | | 1-1 F8 | | | 3-1 SF7 | | 1-3 K | 5 | 1 | 2 | 0 | 0 | 1 | 2 | | | |
| Miguel Tejada, R OBP: 0.332, SLG: 0.470 (1, 6) | 2-2 1B | | 1-1 G6-3 | | 1-2 P3 | | 4-2 BB | | 4-2 BB | 3 | 0 | 1 | 0 | 2 | 0 | 0 | | | |
| 3 Eric Chavez, L OBP: 0.349, SLG: 0.503 (1, 5) | 1-1 1B | | 4-1 1B | | 2-1 F8 | | 2-0 BB | | 3-2 G3-1 | 4 | 1 | 2 | 0 | 1 | 0 | 1 | | | |
| Ramon Hernandez, R OBP: 0.325, SLG: 0.448 (1, 2) | 3-2 F9 | | 0-1 1B | | 2-2 2B | | 1-2 SF7 | | | 3 | 0 | 2 | 1 | 0 | 0 | 2 | | | |
| Scott Hatteberg, L OBP: 0.338, SLG: 0.385 (1, 3) | | 1-2 2B | 1-2 1B | | 1-2 P6 | | 3-2 F8 | | | 4 | 1 | 2 | 0 | 0 | 0 | 3 | | | |
| Terrence Long, L OBP: 0.293, SLG: 0.395 (1, 7) | | 2-3 K | 2-2 SF7 | | 0-2 P6 | | | | 0-0 F8 | 3 | 0 | 0 | 1 | 0 | 1 | 1 | | | |
| Jermaine Dye, R OBP: 0.234, SLG: 0.211 (1, 9) | | 4-1 2B | 0-1 FC6-4 | | 1-2 L5 | | 3-2 P3 | | | 3 | 0 | 0 | 0 | 1 | 0 | 2 | | | |
| Chris Singleton, L OBP: 0.306, SLG: 0.353 (1, 8) | | 0-0 F8 | | 0-2 F8 | | 1-2 G4-3 | | 0-1 G3-1 | | 4 | 0 | 0 | 0 | 0 | 0 | 2 | | | |
| Inning Stats | R: 0 H: 3 E: 0 K: 0 S: 20 | H: 3 LOB: 2 BB: 0 P: 29 | R: 1 H: 2 E: 0 K: 1 S: 10 | H: 2 LOB: 2 BB: 1 P: 20 | R: 1 H: 2 E: 0 K: 0 S: 14 | H: 2 LOB: 0 BB: 0 P: 8 | R: 0 H: 0 E: 0 K: 0 S: 6 | H: 0 LOB: 1 BB: 0 P: 18 | R: 0 H: 0 E: 0 K: 0 S: 12 | H: 0 LOB: 2 BB: 1 P: 27 | R: 0 H: 0 E: 0 K: 0 S: 6 | H: 0 LOB: 1 BB: 1 P: 22 | R: 0 H: 0 E: 0 K: 1 S: 12 | H: 0 LOB: 1 BB: 1 P: 22 | 1B: 8 2B: 2 3B: 0 HR: 0 | SF: 2 SAC: 0 DP: 0 HBP: 0 | WP: 0 PB: 0 SB: 1 CS: 1 | PA: 40 | |
| PITCHER | IP | WLS | BF | H | R | ER | SO | BB | IBB | HBP | BLK | WP | HR | S | P | ERA | WHIP | | |
| Geremi Gonzalez, R ERA: 3.92 (1, 1) | 6.1 | L | 30 | 9 | 3 | 3 | 1 | 3 | 0 | 0 | 0 | 0 | 0 | 80 | 125 | 4.26 | 1.895 | | |
| Joe Kennedy, L ERA: 6.42 (7, 1) | 2.2 | | 10 | 1 | 0 | 0 | 1 | 1 | 0 | 0 | 0 | 0 | 0 | 25 | 44 | 0.00 | 0.750 | | |

Oakland Athletics @ Tampa Bay Devil Rays
Tropicana Field, St. Petersburg, FL
Fri Sep 05 2003, 7:15 PM EDT
Att. 8,862 - Dome - 72 F

AB 34
R 3
H 10
RBI 3
BB 4
SO 2
LOB 13



| Batter | 1 | 2 | 3 | 4 | 5 | 6 | 7 | 8 | 9 | AB | R | H | RBI | BB | SO | LOB | BOTTOM | | | |
|--|--------------------------------------|----------------------------------|---------------------------------------|----------------------------------|---------------------------------------|----------------------------------|--------------------------------------|----------------------------------|--------------------------------------|----------------------------------|--------------------------------------|----------------------------------|--------------------------------------|----------------------------------|--------------------------------------|----------------------------------|----------------------------------|------------------------------------|----------------------------------|--------|
| 13 Carl Crawford, L OBP: 0.312, SLG: 0.363 (1, 7) | 0-2 SH5-3 | | 0-0 G6-3 | | 0-1 G4-3 | | | 4-0 G4-3 | | 3 | 0 | 1 | 0 | 1 | 0 | 2 | | | | |
| Julio Lugo, R OBP: 0.322, SLG: 0.398 (1, 6) | 0-0 SH5-3 | | 1-0 K | | 2-3 K | | | 1-3 K | | 3 | 1 | 1 | 1 | 0 | 2 | 2 | | | | |
| 5 Rocco Baldelli, R OBP: 0.326, SLG: 0.425 (1, 8) | 2-1 G4-3 | | 1-3 K | | | 0-3 K | | 2-1 G4-3 | | 4 | 0 | 0 | 0 | 0 | 2 | 2 | | | | |
| Aubrey Huff, L OBP: 0.370, SLG: 0.556 (1, 10) | 0-1 G4-3 | | | 1-0 F9 | | 2-0 F9 | | 1-3 K | | 4 | 0 | 0 | 0 | 0 | 1 | 2 | | | | |
| Adam Piatt, R OBP: 0.272, SLG: 0.487 (1, 9) | | 1-3 K | | 3-3 K | | 1-0 G3-1 | | | 0-1 F8 | 3 | 0 | 0 | 0 | 0 | 2 | 0 | | | | |
| Marlon Anderson, L OBP: 0.323, SLG: 0.368 (9, PH) | | | | | | | | | | 1 | 0 | 0 | 0 | 0 | 0 | 0 | | | | |
| Travis Lee, L OBP: 0.353, SLG: 0.462 (1, 3) | | 3-3 K | | 1-2 1B | | | 3-2 G4-3 | | 1-1 G4-3 | 4 | 0 | 1 | 0 | 0 | 1 | 0 | | | | |
| Toby Hall, R OBP: 0.299, SLG: 0.377 (1, 2) | | 4-2 BB | | | 0-0 F7 | | 2-0 P3 | | 3-2 G4-3 | 2 | 0 | 0 | 0 | 1 | 0 | 1 | | | | |
| Al Martin, L OBP: 0.300, SLG: 0.357 (9, PH) | | | | | | | | | | 1 | 0 | 0 | 0 | 0 | 0 | 0 | | | | |
| 18 Jared Sandberg, R OBP: 0.313, SLG: 0.491 (1, 5) | | 0-3 K | | | 1-1 G4-3 | | | | | 2 | 0 | 1 | 0 | 1 | 1 | 1 | | | | |
| Antonio Perez, R OBP: 0.341, SLG: 0.367 (1, 4) | | | 1-2 G4-3 | | | | 1-3 K | | | 2 | 0 | 0 | 0 | 1 | 1 | 1 | | | | |
| Inning Stats | R: 0 H: 1 E: 0 K: 0 S: 9 | H: 0 LOB: 1 BB: 1 P: 11 | R: 0 H: 0 E: 0 K: 3 S: 13 | H: 0 LOB: 1 BB: 1 P: 21 | R: 1 H: 1 E: 0 K: 1 S: 10 | H: 1 LOB: 0 BB: 0 P: 13 | R: 0 H: 1 E: 0 K: 1 S: 9 | H: 1 LOB: 1 BB: 1 P: 14 | R: 0 H: 0 E: 0 K: 1 S: 7 | H: 0 LOB: 1 BB: 1 P: 10 | R: 0 H: 0 E: 0 K: 1 S: 9 | H: 0 LOB: 1 BB: 1 P: 19 | R: 0 H: 0 E: 0 K: 2 S: 8 | H: 0 LOB: 1 BB: 1 P: 16 | R: 0 H: 0 E: 0 K: 0 S: 8 | H: 0 LOB: 0 BB: 0 P: 12 | 1B: 1 2B: 2 3B: 0 HR: 1 | SF: 0 SAC: 1 DP: 1 HBP: 0 | WP: 0 PB: 0 SB: 1 CS: 0 | PA: 34 |
| PITCHER | IP | WLS | BF | H | R | ER | SO | BB | IBB | HBP | BLK | WP | HR | S | P | ERA | WHIP | | | |
| Ted Lilly, L ERA: 4.61 (1, 1) | 6.0 | W | 23 | 4 | 1 | 1 | 7 | 2 | 0 | 0 | 0 | 0 | 0 | 55 | 83 | 1.50 | 1.000 | | | |
| Jim Mecir, R ERA: 5.12 (7, 1) | 1.0 | H | 4 | 0 | 0 | 0 | 1 | 1 | 0 | 0 | 0 | 0 | 0 | 9 | 19 | 0.00 | 1.000 | | | |
| Chad Bradford, R ERA: 3.06 (8, 1) | 0.2 | H | 3 | 0 | 0 | 0 | 1 | 1 | 0 | 0 | 0 | 0 | 0 | 5 | 12 | 0.00 | 1.500 | | | |
| Keith Foulke, R ERA: 2.1 (8, 1) | 1.1 | S | 4 | 0 | 0 | 0 | 1 | 0 | 0 | 0 | 0 | 0 | 0 | 11 | 16 | 0.00 | 0.000 | | | |

Oakland Athletics @ Tampa Bay Devil Rays
Tropicana Field, St. Petersburg, FL
Fri Sep 05 2003, 7:15 PM EDT
Att. 8,862 - Dome - 72 F

AB 29
R 1
H 4
RBI 1
BB 4
SO 10
LOB 11



| Batter | 1 | 2 | 3 | 4 | 5 | 6 | 7 | 8 | 9 | AB | R | H | RBI | BB | SO | LOB | TOP | | | |
|--|---|---|-------------------------------|----------------------------------|-------------------------------|----------------------------------|-------------------------------|----------------------------------|-------------------------------|----------------------------------|-------------------------------|----------------------------------|------------------------------|----------------------------------|------------------------------|----------------------------------|----------------------------------|------------------------------------|----------------------------------|--------|
| Mark Ellis, R OBP: 0.322, SLG: 0.376 (1, 4) | | | | | | | | | | 4 | 2 | 2 | 0 | 1 | 0 | 2 | | | | |
| Erubiel Durazo, L OBP: 0.370, SLG: 0.415 (1, 10) | | | | | | | | | | 3 | 0 | 0 | 1 | 1 | 1 | 2 | | | | |
| Miguel Tejada, R OBP: 0.331, SLG: 0.468 (1, 6) | | | | | | | | | | 5 | 1 | 1 | 0 | 0 | 1 | 3 | | | | |
| 3 Eric Chavez, L OBP: 0.348, SLG: 0.500 (1, 5) | | | | | | | | | | 5 | 0 | 1 | 1 | 1 | 0 | 3 | | | | |
| Jose Guillen, R OBP: 0.366, SLG: 0.580 (1, 9) | | | | | | | | | | 3 | 1 | 2 | 2 | 0 | 0 | 1 | | | | |
| Scott Hatteberg, L OBP: 0.337, SLG: 0.382 (1, 3) | | | | | | | | | | 4 | 0 | 0 | 0 | 0 | 2 | 2 | | | | |
| Terrence Long, L OBP: 0.295, SLG: 0.396 (1, 7) | | | | | | | | | | 4 | 0 | 2 | 0 | 0 | 0 | 0 | | | | |
| 17 Adam Melhuse, S OBP: 0.310, SLG: 0.530 (1, 2) | | | | | | | | | | 4 | 0 | 1 | 0 | 0 | 0 | 3 | | | | |
| Chris Singleton, L OBP: 0.306, SLG: 0.349 (1, 8) | | | | | | | | | | 3 | 0 | 0 | 0 | 1 | 0 | 3 | | | | |
| Inning Stats | R: 1 E: 0 K: 0 S: 9 | H: 1 LOB: 0 BB: 0 P: 13 | R: 0 E: 0 K: 1 S: 10 | H: 1 LOB: 2 BB: 0 P: 18 | R: 0 E: 0 K: 0 S: 12 | H: 1 LOB: 1 BB: 0 P: 16 | R: 1 E: 0 K: 0 S: 18 | H: 2 LOB: 2 BB: 1 P: 29 | R: 1 E: 0 K: 0 S: 10 | H: 0 LOB: 0 BB: 0 P: 10 | R: 1 E: 0 K: 2 S: 14 | H: 1 LOB: 1 BB: 1 P: 22 | R: 0 E: 0 K: 1 S: 9 | H: 1 LOB: 1 BB: 0 P: 12 | R: 0 E: 0 K: 0 S: 9 | H: 1 LOB: 1 BB: 0 P: 12 | 1B: 7 2B: 0 3B: 1 HR: 1 | SF: 1 SAC: 0 DP: 0 HBP: 1 | WP: 0 PB: 0 SB: 1 CS: 0 | PA: 40 |
| PITCHER | IP WLS BF H R ER SO BB IBB HBP BLK WP HR S P ERA WHIP | IP WLS BF H R ER SO BB IBB HBP BLK WP HR S P ERA WHIP | | | | | | | | | | | | | | | | | | |
| Rob Bell, R ERA: 5.38 (1, 1) | 6.0 W 27 6 3 3 1 2 0 1 0 0 1 68 105 4.50 1.333 | | | | | | | | | | | | | | | | | | | |
| Travis Harper, R ERA: 3.51 (7, 1) | 2.0 H 9 2 1 1 3 1 0 0 0 0 0 23 34 4.50 1.500 | | | | | | | | | | | | | | | | | | | |
| Lance Carter, R ERA: 4.42 (9, 1) | 1.0 S 4 1 0 0 0 0 0 0 0 0 0 9 12 0.00 1.000 | | | | | | | | | | | | | | | | | | | |

Oakland Athletics @ Tampa Bay Devil Rays
Tropicana Field, St. Petersburg, FL
Sat Sep 06 2003, 6:15 PM EDT
Att: 10,738 - Dome - 72 F

AB 35
R 4
H 9
RBI 4
BB 3
SO 4
LOB 19

| Batter | 1 | 2 | 3 | 4 | 5 | 6 | 7 | 8 | 9 | AB | R | H | RBI | BB | SO | LOB | BOTTOM | | | |
|---|---|---|-------------------------------|----------------------------------|-------------------------------|----------------------------------|-------------------------------|----------------------------------|------------------------------|----------------------------------|-------------------------------|----------------------------------|------------------------------|----------------------------------|------------------------------|----------------------------------|----------------------------------|------------------------------------|----------------------------------|--------|
| 13 Carl Crawford, L OBP: 0.315, SLG: 0.365 (1, 7) | | | | | | | | | | 5 | 1 | 3 | 2 | 0 | 0 | 2 | | | | |
| 5 Rocco Baldelli, R OBP: 0.328, SLG: 0.424 (1, 8) | | | | | | | | | | 3 | 1 | 1 | 0 | 1 | 0 | 3 | | | | |
| Aubrey Huff, L OBP: 0.369, SLG: 0.556 (1, 9) | | | | | | | | | | 4 | 1 | 1 | 1 | 0 | 0 | 2 | | | | |
| Travis Lee, L OBP: 0.352, SLG: 0.460 (1, 3) | | | | | | | | | | 4 | 1 | 1 | 0 | 0 | 0 | 2 | | | | |
| Al Martin, L OBP: 0.300, SLG: 0.361 Terry Shumpert, R OBP: 0.293, SLG: 0.388 (7, PH) | | | | | | | | | | 3 | 0 | 1 | 1 | 0 | 2 | 1 | | | | |
| Julio Lugo, R OBP: 0.322, SLG: 0.396 (1, 6) | | | | | | | | | | 4 | 1 | 1 | 0 | 0 | 1 | 3 | | | | |
| Marlon Anderson, L OBP: 0.327, SLG: 0.373 (1, 4) | | | | | | | | | | 3 | 2 | 2 | 0 | 1 | 0 | 1 | | | | |
| Pete Laforest, L OBP: 0.235, SLG: 0.250 Antonio Perez, R OBP: 0.341, SLG: 0.367 Toby Hall, R OBP: 0.299, SLG: 0.377 (8, PR) | | | | | | | | | | 3 | 0 | 1 | 2 | 1 | 0 | 2 | | | | |
| Damian Rolls, R OBP: 0.297, SLG: 0.388 (1, 5) | | | | | | | | | | 3 | 0 | 0 | 0 | 1 | 0 | 4 | | | | |
| Inning Stats | R: 0 E: 0 K: 0 S: 5 | H: 3 LOB: 1 BB: 0 P: 28 | R: 2 E: 0 K: 1 S: 17 | H: 3 LOB: 1 BB: 0 P: 28 | R: 2 E: 0 K: 1 S: 18 | H: 2 LOB: 1 BB: 1 P: 28 | R: 1 E: 0 K: 0 S: 11 | H: 2 LOB: 1 BB: 0 P: 18 | R: 0 E: 0 K: 1 S: 8 | H: 0 LOB: 0 BB: 0 P: 14 | R: 1 E: 0 K: 0 S: 11 | H: 2 LOB: 2 BB: 1 P: 17 | R: 1 E: 0 K: 0 S: 6 | H: 1 LOB: 0 BB: 1 P: 12 | R: 0 E: 0 K: 0 S: 7 | H: 0 LOB: 1 BB: 2 P: 17 | 1B: 7 2B: 5 3B: 0 HR: 0 | SF: 0 SAC: 0 DP: 3 HBP: 0 | WP: 1 PB: 0 SB: 3 CS: 0 | PA: 37 |
| PITCHER | IP WLS BF H R ER SO BB IBB HBP BLK WP HR S P ERA WHIP | IP WLS BF H R ER SO BB IBB HBP BLK WP HR S P ERA WHIP | | | | | | | | | | | | | | | | | | |
| 40 Rich Harden, R ERA: 4.8 (1, 1) | 3.2 L 19 2 1 1 1 1 0 0 0 0 0 20 33 3.86 1.286 | | | | | | | | | | | | | | | | | | | |
| Steve Sparks, R ERA: 4.75 (4, 1) | 2.1 H 10 2 1 1 1 1 0 0 0 0 0 20 33 3.86 1.286 | | | | | | | | | | | | | | | | | | | |
| Ricardo Rincon, L ERA: 3.6 (7, 1) | 0.1 3 1 1 1 0 1 0 0 0 0 0 0 4 8 27.00 6.000 | | | | | | | | | | | | | | | | | | | |
| Chad Harville, R ERA: 3.86 (7, 1) | 0.2 1 0 0 0 0 0 0 0 0 0 0 0 2 4 0.00 0.000 | | | | | | | | | | | | | | | | | | | |
| Mike Neu, R ERA: 3.38 (8, 1) | 1.0 4 0 0 0 0 2 0 0 0 0 0 0 7 17 0.00 2.000 | | | | | | | | | | | | | | | | | | | |

Oakland Athletics @ Tampa Bay Devil Rays
Tropicana Field, St. Petersburg, FL
Sat Sep 06 2003, 6:15 PM EDT
Att: 10,738 - Dome - 72 F

AB 32
R 7
H 11
RBI 6
BB 5
SO 3
LOB 20

| Batter | 1 | 2 | 3 | 4 | 5 | 6 | 7 | 8 | 9 | AB | R | H | RBI | BB | SO | LOB | TOP | | | |
|---|---|----------------------------------|------------------------------|---------------------------------|------------------------------|---------------------------------|------------------------------|----------------------------------|------------------------------|---------------------------------|-------------------------------|----------------------------------|------------------------------|----------------------------------|-------------------------------|----------------------------------|---|------------------------------------|----------------------------------|--------|
| Billy McMillon, L (1, 10) OBP: 0.356, SLG: 0.422 | | | | | | | | | | 4 | 1 | 3 | 1 | 0 | 1 | 0 | Oakland Athletics @ Tampa Bay Devil Rays Tropicana Field, St. Petersburg, FL Sun Sep 07 2003, 1:15 PM EDT Att: 14,596 - Dome - 72 F livebaseballscorecards.com | | | |
| Jose Guillen, R (1, 9) OBP: 0.383, SLG: 0.575 | | | | | | | | | | 4 | 0 | 0 | 0 | 0 | 0 | 3 | | | | |
| Eric Chavez, L (1, 5) OBP: 0.347, SLG: 0.500 | | | | | | | | | | 4 | 0 | 1 | 1 | 0 | 0 | 2 | | | | |
| Miguel Tejada, R (1, 6) OBP: 0.330, SLG: 0.465 7 Bobby Crosby, R (8, 6) | | | | | | | | | | 3 | 0 | 0 | 0 | 0 | 2 | 0 | | | | |
| Erubiel Durazo, L (1, 3) OBP: 0.371, SLG: 0.416 | | | | | | | | | | 4 | 0 | 2 | 0 | 0 | 1 | 0 | | | | |
| Ramon Hernandez, R (1, 2) OBP: 0.325, SLG: 0.449 Jermaine Dye, R (9, PH) OBP: 0.232, SLG: 0.210 | | | | | | | | | | 3 | 0 | 1 | 0 | 0 | 1 | 1 | | | | |
| Terrence Long, L (1, 7) OBP: 0.293, SLG: 0.394 17 Adam Melhuse, S (9, PH) OBP: 0.319, SLG: 0.552 | | | | | | | | | | 3 | 0 | 0 | 0 | 0 | 1 | 2 | | | | |
| Mark Ellis, R (1, 4) OBP: 0.322, SLG: 0.375 | | | | | | | | | | 4 | 1 | 1 | 0 | 0 | 0 | 3 | | | | |
| Chris Singleton, L (1, 8) OBP: 0.303, SLG: 0.346 | | | | | | | | | | 3 | 0 | 0 | 0 | 0 | 1 | 1 | | | | |
| Inning Stats | R: 0 E: 0 K: 1 S: 8 | H: 0 LOB: 0 BB: 0 P: 11 | R: 0 E: 0 K: 2 S: 7 | H: 0 LOB: 0 BB: 0 P: 8 | R: 0 E: 0 K: 1 S: 7 | H: 0 LOB: 0 BB: 0 P: 7 | R: 1 E: 0 K: 0 S: 8 | H: 2 LOB: 0 BB: 0 P: 11 | R: 0 E: 0 K: 0 S: 6 | H: 1 LOB: 1 BB: 0 P: 9 | R: 0 E: 0 K: 2 S: 11 | H: 1 LOB: 1 BB: 0 P: 16 | R: 0 E: 0 K: 1 S: 9 | H: 2 LOB: 1 BB: 0 P: 16 | R: 0 E: 0 K: 1 S: 14 | H: 2 LOB: 2 BB: 0 P: 24 | 1B: 6 2B: 3 3B: 0 HR: 0 | SF: 0 SAC: 0 DP: 0 HBP: 0 | WP: 0 PB: 0 SB: 0 CS: 0 | PA: 35 |
| PITCHER Victor Zambrano, R (1, 1) ERA: 4.17 | IP: 9.0 WLS: W BF: 35 H: 9 R: 2 ER: 2 SO: 8 BB: 0 IBB: 0 HBP: 0 BLK: 0 WP: 0 HR: 0 S: 78 P: 116 ERA: 2.00 WHIP: 1.000 | | | | | | | | | | | | | | | PITCHER | | | | |

| Batter | 1 | 2 | 3 | 4 | 5 | 6 | 7 | 8 | 9 | AB | R | H | RBI | BB | SO | LOB | BOTTOM | | | |
|--|--|---------------------------------|-------------------------------|----------------------------------|------------------------------|---------------------------------|-------------------------------|----------------------------------|-------------------------------|----------------------------------|-------------------------------|----------------------------------|-------------------------------|----------------------------------|------------------------------|----------------------------------|---|------------------------------------|----------------------------------|--------|
| 13 Carl Crawford, L (1, 7) OBP: 0.314, SLG: 0.366 | | | | | | | | | | 5 | 0 | 1 | 2 | 0 | 1 | 4 | Oakland Athletics @ Tampa Bay Devil Rays Tropicana Field, St. Petersburg, FL Sun Sep 07 2003, 1:15 PM EDT Att: 14,596 - Dome - 72 F livebaseballscorecards.com | | | |
| 5 Rocco Baldelli, R (1, 8) OBP: 0.327, SLG: 0.422 | | | | | | | | | | 5 | 0 | 1 | 3 | 0 | 1 | 1 | | | | |
| Aubrey Huff, L (1, 9) OBP: 0.368, SLG: 0.553 Terry Shumpert, R (9, 9) OBP: 0.293, SLG: 0.388 | | | | | | | | | | 3 | 1 | 0 | 1 | 1 | 0 | 1 | | | | |
| Adam Piatt, R (1, 10) OBP: 0.269, SLG: 0.471 | | | | | | | | | | 4 | 0 | 0 | 0 | 1 | 2 | 1 | | | | |
| Travis Lee, L (1, 3) OBP: 0.353, SLG: 0.462 | | | | | | | | | | 3 | 1 | 1 | 1 | 1 | 1 | 0 | | | | |
| Damian Rolis, R (1, 5) OBP: 0.300, SLG: 0.390 | | | | | | | | | | 4 | 2 | 2 | 0 | 0 | 0 | 2 | | | | |
| Toby Hall, R (1, 2) OBP: 0.303, SLG: 0.382 | | | | | | | | | | 3 | 3 | 2 | 1 | 1 | 0 | 0 | | | | |
| Marlon Anderson, L (1, 4) OBP: 0.330, SLG: 0.377 | | | | | | | | | | 3 | 2 | 2 | 1 | 1 | 0 | 0 | | | | |
| Julio Lugo, R (1, 6) OBP: 0.323, SLG: 0.394 | | | | | | | | | | 2 | 2 | 0 | 1 | 1 | 0 | 1 | | | | |
| Inning Stats | R: 0 E: 0 K: 0 S: 4 | H: 0 LOB: 0 BB: 0 P: 6 | R: 0 E: 0 K: 2 S: 12 | H: 0 LOB: 0 BB: 0 P: 16 | R: 0 E: 0 K: 0 S: 7 | H: 0 LOB: 0 BB: 0 P: 9 | R: 1 E: 0 K: 1 S: 14 | H: 1 LOB: 2 BB: 2 P: 28 | R: 3 E: 0 K: 0 S: 18 | H: 2 LOB: 1 BB: 1 P: 27 | R: 4 E: 0 K: 0 S: 18 | H: 4 LOB: 1 BB: 1 P: 28 | R: 3 E: 1 K: 0 S: 13 | H: 2 LOB: 1 BB: 2 P: 27 | R: 0 E: 0 K: 2 S: 9 | H: 0 LOB: 0 BB: 0 P: 15 | 1B: 5 2B: 4 3B: 0 HR: 0 | SF: 1 SAC: 0 DP: 0 HBP: 1 | WP: 0 PB: 0 SB: 1 CS: 0 | PA: 40 |
| PITCHER Barry Zito, L (1, 1) ERA: 3.42 Steve Sparks, R (6, 1) ERA: 4.82 Chad Harville, R (7, 1) ERA: 4.67 Mike Wood, R (8, 1) ERA: 6.75 | IP: 5.1 WLS: L BF: 26 H: 6 R: 7 ER: 7 SO: 3 BB: 3 IBB: 0 HBP: 1 BLK: 0 WP: 0 HR: 0 S: 64 P: 100 ERA: 11.81 WHIP: 1.688 | | | | | | | | | | | | | | | PITCHER | | | | |



| Batter | 1 | 2 | 3 | 4 | 5 | 6 | 7 | 8 | 9 | AB | R | H | RBI | BB | SO | LOB | TOP | | | | | |
|---|---|---|------------------------------|----------------------------------|------------------------------|----------------------------------|-------------------------------|----------------------------------|------------------------------|----------------------------------|-------------------------------|----------------------------------|------------------------------|---------------------------------|-------------------------------|----------------------------------|---|----------------------------------|----------------------------------|------------------------------------|----------------------------------|--------|
| 3 Reed Johnson, R OBP: 0.343, SLG: 0.396 (1, 9) | | | | | | | | | | 3 | 2 | 2 | 0 | 1 | 0 | 1 | <p>Toronto Blue Jays @ Tampa Bay Devil Rays Tropicana Field, St. Petersburg, FL Tue Sep 09 2003, 7:15 PM EDT Att: 8,528 - Dome - 72 F</p> <p>AB 36 R 6 H 10 RBI 6 BB 2 SO 9 LOB 15</p> | | | | | |
| Frank Catalanotto, L OBP: 0.353, SLG: 0.478 Bobby Kielty, S OBP: 0.360, SLG: 0.400 (1, 7) | | | | | | | | | | 3 | 0 | 1 | 0 | 0 | 0 | 2 | | | | | | |
| 10 Vernon Wells, R OBP: 0.357, SLG: 0.544 (1, 8) | | | | | | | | | | 4 | 1 | 1 | 1 | 0 | 1 | 3 | | | | | | |
| Carlos Delgado, L OBP: 0.427, SLG: 0.573 (1, 3) | | | | | | | | | | 5 | 0 | 0 | 0 | 0 | 2 | 3 | | | | | | |
| Josh Phelps, R OBP: 0.361, SLG: 0.486 (1, 10) | | | | | | | | | | 4 | 2 | 1 | 3 | 0 | 1 | 1 | | | | | | |
| Eric Hinske, L OBP: 0.332, SLG: 0.445 (1, 5) | | | | | | | | | | 4 | 0 | 2 | 1 | 0 | 1 | 0 | | | | | | |
| Orlando Hudson, S OBP: 0.336, SLG: 0.400 (1, 4) | | | | | | | | | | 3 | 1 | 1 | 1 | 1 | 1 | 1 | | | | | | |
| Chris Woodward, R OBP: 0.314, SLG: 0.395 (1, 6) | | | | | | | | | | 4 | 0 | 0 | 0 | 0 | 1 | 3 | | | | | | |
| Kevin Cash, R OBP: 0.194, SLG: 0.190 (1, 2) | | | | | | | | | | 4 | 0 | 1 | 0 | 0 | 2 | 1 | | | | | | |
| Inning Stats | R: 3 E: 0 K: 1 S: 15 | H: 4 LOB: 2 BB: 1 P: 22 | R: 0 E: 0 K: 1 S: 8 | H: 1 LOB: 0 BB: 0 P: 10 | R: 0 E: 0 K: 1 S: 6 | H: 0 LOB: 0 BB: 0 P: 13 | R: 1 E: 0 K: 1 S: 11 | H: 2 LOB: 2 BB: 0 P: 13 | R: 0 E: 0 K: 2 S: 9 | H: 0 LOB: 0 BB: 0 P: 15 | R: 0 E: 0 K: 0 S: 10 | H: 1 LOB: 1 BB: 0 P: 19 | R: 0 E: 0 K: 1 S: 6 | H: 0 LOB: 0 BB: 0 P: 7 | R: 1 E: 0 K: 2 S: 11 | H: 1 LOB: 1 BB: 0 P: 18 | R: 1 E: 0 K: 0 S: 9 | H: 1 LOB: 1 BB: 1 P: 16 | 1B: 6 2B: 2 3B: 0 HR: 2 | SF: 1 SAC: 0 DP: 0 HBP: 2 | WP: 0 PB: 0 SB: 0 CS: 0 | PA: 41 |
| PITCHER | IP WLS BF H R ER SO BB IBB HBP BLK WP HR S P ERA WHIP | | | | | | | | | | | | | | | | | | | | | |
| Doug Waechter, R ERA: 2.08 Joe Kennedy, L ERA: 6.41 | (1, 1) 6.0 W 28 8 4 4 6 1 0 1 0 0 2 59 92 6.00 1.500 | (7, 1) 3.0 S 13 2 2 2 3 1 0 1 0 0 0 26 41 6.00 1.000 | | | | | | | | | | | | | | | | | | | | |

| Batter | 1 | 2 | 3 | 4 | 5 | 6 | 7 | 8 | 9 | AB | R | H | RBI | BB | SO | LOB | BOTTOM | | | | | |
|---|---|--|--|--|--|---------------------------------|------------------------------|----------------------------------|-------------------------------|----------------------------------|-------------------------------|----------------------------------|-------------------------------|----------------------------------|-------------------------------|----------------------------------|--|------------------------------------|----------------------------------|--------|--|--|
| 13 Carl Crawford, L OBP: 0.313, SLG: 0.370 (1, 7) | | | | | | | | | | 5 | 1 | 1 | 3 | 0 | 1 | 2 | <p>Toronto Blue Jays @ Tampa Bay Devil Rays Tropicana Field, St. Petersburg, FL Tue Sep 09 2003, 7:15 PM EDT Att: 8,528 - Dome - 72 F</p> <p>AB 33 R 11 H 9 RBI 11 BB 8 SO 5 LOB 13</p> | | | | | |
| 5 Rocco Baldelli, R OBP: 0.329, SLG: 0.422 (1, 8) | | | | | | | | | | 3 | 1 | 1 | 0 | 2 | 1 | 0 | | | | | | |
| Aubrey Huff, L OBP: 0.368, SLG: 0.556 Terry Shumpert, R OBP: 0.293, SLG: 0.388 (1, 9) | | | | | | | | | | 4 | 2 | 1 | 1 | 1 | 0 | 2 | | | | | | |
| Travis Lee, L OBP: 0.352, SLG: 0.463 (1, 3) | | | | | | | | | | 5 | 1 | 1 | 0 | 0 | 2 | 2 | | | | | | |
| Al Martin, L OBP: 0.302, SLG: 0.367 Adam Platt, R OBP: 0.271, SLG: 0.463 (1, 10) | | | | | | | | | | 2 | 0 | 1 | 2 | 0 | 0 | 0 | | | | | | |
| Damian Rolis, R OBP: 0.305, SLG: 0.399 (1, 5) | | | | | | | | | | 3 | 2 | 2 | 2 | 1 | 0 | 0 | | | | | | |
| Marlon Anderson, L OBP: 0.330, SLG: 0.375 (1, 4) | | | | | | | | | | 3 | 1 | 0 | 0 | 1 | 1 | 4 | | | | | | |
| Toby Hall, R OBP: 0.305, SLG: 0.393 (1, 2) | | | | | | | | | | 4 | 1 | 2 | 3 | 0 | 0 | 1 | | | | | | |
| Julio Lugo, R OBP: 0.325, SLG: 0.392 (1, 6) | | | | | | | | | | 2 | 1 | 0 | 0 | 2 | 0 | 1 | | | | | | |
| Inning Stats | R: 2 E: 0 K: 0 S: 13 | H: 2 LOB: 2 BB: 2 P: 27 | R: 1 E: 0 K: 1 S: 10 | H: 1 LOB: 0 BB: 0 P: 12 | R: 0 E: 0 K: 1 S: 5 | H: 0 LOB: 0 BB: 0 P: 7 | R: 3 E: 1 K: 0 S: 8 | H: 1 LOB: 0 BB: 2 P: 18 | R: 1 E: 0 K: 1 S: 10 | H: 2 LOB: 1 BB: 0 P: 15 | R: 0 E: 0 K: 1 S: 13 | H: 0 LOB: 2 BB: 2 P: 26 | R: 3 E: 0 K: 0 S: 11 | H: 2 LOB: 1 BB: 2 P: 22 | R: 1 E: 0 K: 1 S: 11 | H: 1 LOB: 0 BB: 0 P: 17 | 1B: 1 2B: 4 3B: 1 HR: 3 | SF: 0 SAC: 0 DP: 0 HBP: 0 | WP: 0 PB: 0 SB: 0 CS: 1 | PA: 42 | | |
| PITCHER | IP WLS BF H R ER SO BB IBB HBP BLK WP HR S P ERA WHIP | | | | | | | | | | | | | | | | | | | | | |
| Cory Lidle, R ERA: 6.02 Jason Kershner, L ERA: 3.52 Cliff Politte, R ERA: 5.67 Aquilino Lopez, R ERA: 3.77 Tanyon Sturtze, R ERA: 5.94 | (1, 1) 4.1 L 22 5 7 0 0 2 4 0 0 0 0 0 21 36 8.31 2.077 | (5, 1) 2.0 9 1 0 0 2 2 0 0 0 0 0 0 21 36 0.00 1.500 | (7, 1) 0.0 4 2 3 3 0 1 1 0 0 0 0 0 6 17 ∞ ∞ | (7, 1) 0.2 2 0 0 0 0 0 0 0 0 0 0 0 4 4 0.00 0.000 | (8, 1) 1.0 4 1 1 1 1 0 0 0 0 0 0 1 11 17 9.00 1.000 | | | | | | | | | | | | | | | | | |


| Batter | 1 | 2 | 3 | 4 | 5 | 6 | 7 | 8 | 9 | AB R H RBI BB SO LOB | TOP | | | | | | | | | | | |
|---|---|----------------------------------|------------------------------|----------------------------------|-------------------------------|----------------------------------|------------------------------|----------------------------------|-------------------------------|----------------------------------|--|------------------------------------|---|----------------------------------|-------------------------------|----------------------------------|------------------------------|----------------------------------|----------------------------------|------------------------------------|----------------------------------|--------|
| 3 Reed Johnson, R OBP: 0.341, SLG: 0.397 | P6 | | HR | | E4 10 2B | | G6-3 | | B3 | 5 2 1 0 0 0 0 | Toronto Blue Jays @ Tampa Bay Devil Rays Tropicana Field, St. Petersburg, FL Wed Sep 10 2003, 7:15 PM EDT Att: 8,522 - Dome - 72 F livebaseballscorecards.com | | | | | | | | | | | |
| Eric Hinske, L OBP: 0.337, SLG: 0.457 | S 2B | | 2H HR | | 10 2B | | 10 HR | | F8 | 3 2 2 2 2 0 0 | | | | | | | | | | | | |
| 10 Vernon Wells, R OBP: 0.359, SLG: 0.551 | K | | | | 1-3 2-H | | 1-H | | G6-3 | 5 1 3 3 0 1 1 | | | | | | | | | | | | |
| Carlos Delgado, L OBP: 0.428, SLG: 0.577 | F7 | | | | | | 1-H | | HR | 3 1 1 1 1 1 2 | | | | | | | | | | | | |
| Josh Phelps, R OBP: 0.360, SLG: 0.482 | | K | | | 1-2 | | 0-3 | | K | 3 0 0 0 0 2 3 | | | | | | | | | | | | |
| Bobby Kielty, S OBP: 0.357, SLG: 0.396 | G4-3 | | | | HBP | | | | F8 | 4 0 0 0 0 0 4 | | | | | | | | | | | | |
| Orlando Hudson, S OBP: 0.333, SLG: 0.397 | G4-3 | | | | F7 | | | | G4-3 | 4 0 0 0 0 1 1 | | | | | | | | | | | | |
| Chris Woodward, R OBP: 0.310, SLG: 0.391 | | | K | | P4 | | F9 | | P2 | 4 0 0 0 0 1 1 | | | | | | | | | | | | |
| Kevin Cash, R OBP: 0.182, SLG: 0.177 | | | F9 | | | | G5-3 | | K | 4 0 0 0 0 2 0 | | | | | | | | | | | | |
| Inning Stats | R: 0 E: 0 K: 1 S: 10 | H: 1 LOB: 1 BB: 0 P: 11 | R: 0 E: 0 K: 1 S: 9 | H: 0 LOB: 0 BB: 0 P: 12 | R: 2 E: 0 K: 2 S: 13 | H: 3 LOB: 1 BB: 0 P: 19 | R: 0 E: 0 K: 1 S: 9 | H: 0 LOB: 1 BB: 0 P: 12 | R: 1 E: 1 K: 0 S: 13 | H: 1 LOB: 3 BB: 2 P: 29 | R: 0 E: 0 K: 1 S: 5 | H: 0 LOB: 0 BB: 0 P: 6 | R: 3 E: 0 K: 1 S: 15 | H: 2 LOB: 0 BB: 1 P: 22 | R: 0 E: 0 K: 1 S: 10 | H: 0 LOB: 0 BB: 0 P: 16 | R: 0 E: 0 K: 0 S: 7 | H: 0 LOB: 0 BB: 0 P: 10 | 1B: 1 2B: 3 3B: 0 HR: 3 | SF: 0 SAC: 0 DP: 0 HBP: 1 | WP: 0 PB: 0 SB: 1 CS: 1 | PA: 39 |
| PITCHER | IP WLS BF H R ER SO BB IBB HBP BLK WP HR S P ERA WHIP | | | | | | | | | | | PITCHER | IP WLS BF H R ER SO BB IBB HBP BLK WP HR S P ERA WHIP | | | | | | | | | |
| Jorge Sosa, R ERA: 4.3 | (1, 1) 6.1 L 31 7 6 5 6 2 1 1 0 0 0 3 69 106 7.11 1.421 | | | | | | | | | | | Chad Gaudin, R ERA: 3.62 | (7, 1) 2.2 8 0 0 0 2 0 0 0 0 0 0 22 31 0.00 0.000 | | | | | | | | | |

| Batter | 1 | 2 | 3 | 4 | 5 | 6 | 7 | 8 | 9 | AB R H RBI BB SO LOB | BOTTOM | | | | | | | | | |
|---|--|----------------------------------|------------------------------|----------------------------------|-------------------------------|----------------------------------|------------------------------|----------------------------------|------------------------------|----------------------------------|--|-------------------------------------|--|---------------------------------|------------------------------|----------------------------------|----------------------------------|------------------------------------|----------------------------------|--------|
| 13 Carl Crawford, L OBP: 0.315, SLG: 0.372 | E8 1B | | | | E1 18 BB | | F7 | | 5 S 1B | 5 1 3 0 0 0 0 | Toronto Blue Jays @ Tampa Bay Devil Rays Tropicana Field, St. Petersburg, FL Wed Sep 10 2003, 7:15 PM EDT Att: 8,522 - Dome - 72 F livebaseballscorecards.com | | | | | | | | | |
| 5 Rocco Baldelli, R OBP: 0.329, SLG: 0.419 | 1B BB | CS | F9 | | P3 | | HR BB | | K | 3 2 0 0 2 1 2 | | | | | | | | | | |
| Aubrey Huff, L OBP: 0.371, SLG: 0.562 | | | | | 18 BB | | 1-H | | HR | 3 2 2 3 2 0 0 | | | | | | | | | | |
| Antonio Perez, R OBP: 0.341, SLG: 0.367 | E 1B | | | | | | | | IBB | 0 0 0 0 0 0 0 | | | | | | | | | | |
| 18 Jared Sandberg, R OBP: 0.318, SLG: 0.487 | P4 | | | | | | | | P5 | 3 0 1 0 1 1 2 | | | | | | | | | | |
| Pete Laforest, L OBP: 0.222, SLG: 0.235 | | | FC5-4 1B | | 1-2 2-3 | | | | | 1 0 0 0 0 0 2 | | | | | | | | | | |
| Travis Lee, L OBP: 0.351, SLG: 0.461 | FC6-4 1B | | FC5-4 | | G3 | | P3 | | | 4 0 1 1 0 0 4 | | | | | | | | | | |
| Damian Rolis, R OBP: 0.301, SLG: 0.394 | FC6-4 | | | | P3 | | K | | G6-3 | 4 0 0 0 0 1 1 | | | | | | | | | | |
| Toby Hall, R OBP: 0.305, SLG: 0.393 | FC5-4 | | | | | | | | G4-3 | 3 0 1 0 0 0 1 | | | | | | | | | | |
| Al Martin, L OBP: 0.301, SLG: 0.365 | | | | | P6 | | | | | 1 0 0 0 0 0 0 | | | | | | | | | | |
| Javier Valentin, S OBP: 0.255, SLG: 0.366 | | | | | | | | | | 0 0 0 0 0 0 0 | | | | | | | | | | |
| Marlon Anderson, L OBP: 0.327, SLG: 0.371 | | G3-1 | | | G3-1 | | F7 | | G4-3 | 4 0 0 0 0 0 1 | | | | | | | | | | |
| Julio Lugo, R OBP: 0.322, SLG: 0.389 | | G3-1 | | | P3 | | F7 | | F7 | 4 0 0 0 0 0 1 | | | | | | | | | | |
| Inning Stats | R: 3 E: 2 K: 0 S: 11 | H: 3 LOB: 1 BB: 1 P: 21 | R: 0 E: 1 K: 0 S: 9 | H: 0 LOB: 0 BB: 0 P: 11 | R: 0 E: 0 K: 0 S: 10 | H: 1 LOB: 1 BB: 0 P: 16 | R: 0 E: 0 K: 0 S: 7 | H: 0 LOB: 0 BB: 0 P: 10 | R: 0 E: 0 K: 1 S: 9 | H: 1 LOB: 3 BB: 2 P: 18 | R: 0 E: 0 K: 1 S: 12 | H: 1 LOB: 0 BB: 1 P: 27 | R: 0 E: 0 K: 0 S: 4 | H: 0 LOB: 0 BB: 0 P: 5 | R: 0 E: 0 K: 1 S: 8 | H: 1 LOB: 2 BB: 1 P: 19 | 1B: 7 2B: 0 3B: 0 HR: 1 | SF: 0 SAC: 0 DP: 0 HBP: 0 | WP: 0 PB: 0 SB: 1 CS: 1 | PA: 41 |
| PITCHER | IP WLS BF H R ER SO BB IBB HBP BLK WP HR S P ERA WHIP | | | | | | | | | | | PITCHER | IP WLS BF H R ER SO BB IBB HBP BLK WP HR S P ERA WHIP | | | | | | | |
| Mark Hendrickson, L ERA: 5.48 | (1, 1) 6.0 W 27 6 3 2 1 3 0 0 0 0 0 1 54 91 3.00 1.500 | | | | | | | | | | | Trever Miller, L ERA: 4.6 | (7, 1) 1.0 H 5 1 2 2 1 1 0 0 0 0 0 1 12 27 18.00 2.000 | | | | | | | |
| Aquilino Lopez, R ERA: 3.66 | (8, 1) 2.0 S 8 1 0 0 1 0 1 0 0 0 0 0 12 24 0.00 0.500 | | | | | | | | | | | | | | | | | | | |

| Batter | 1 | 2 | 3 | 4 | 5 | 6 | 7 | 8 | 9 | AB | R | H | RBI | BB | SO | LOB | TOP | | | |
|---|-------------------------------|----------------------------------|-------------------------------|----------------------------------|------------------------------|----------------------------------|------------------------------|----------------------------------|-------------------------------|----------------------------------|------------------------------|----------------------------------|-------------------------------|----------------------------------|------------------------------|---------------------------------|----------------------------------|------------------------------------|-----------------------------------|--|
| 3 Reed Johnson, R OBP: 0.339, SLG: 0.394 (1, 9) | G3-1 | | G6-3 | | | | F9 | | K | 5 | 0 | 1 | 0 | 0 | 1 | 0 | | | | |
| Eric Hinske, L OBP: 0.336, SLG: 0.453 (1, 5) | G4-1 | | 10 BLK 10 S SF8 BB | | | 1B | K | | K | 3 | 1 | 0 | 0 | 1 | 2 | 1 | | | | |
| 10 Vernon Wells, R OBP: 0.361, SLG: 0.554 (1, 8) | | | | | | | F9 | | G4-3 SF8 2B | 3 | 1 | 2 | 0 | 0 | 0 | 1 | | | | |
| Carlos Delgado, L OBP: 0.427, SLG: 0.575 (1, 3) | 1B | | | | | | | | G4-3 | 2 | 0 | 0 | 1 | 0 | 0 | 2 | | | | |
| Greg Myers, L OBP: 0.383, SLG: 0.502 Josh Phelps, R OBP: 0.361, SLG: 0.482 (8, PH) | | | | | | | | | G4-3 | 3 | 1 | 2 | 1 | 0 | 0 | 1 | | | | |
| Frank Catalanotto, L OBP: 0.383, SLG: 0.478 Bobby Kielty, S OBP: 0.350, SLG: 0.396 (8, 9) | | | | | | | | | HR | 0 | 0 | 0 | 0 | 1 | 0 | 0 | | | | |
| Mike Bordick, R OBP: 0.332, SLG: 0.390 (1, 6) | | | | | | | | | WP 1B | 3 | 0 | 1 | 0 | 0 | 0 | 2 | | | | |
| Orlando Hudson, S OBP: 0.331, SLG: 0.393 (1, 4) | | | | | | | | | P5 | 4 | 0 | 0 | 0 | 0 | 0 | 4 | | | | |
| Kevin Cash, R OBP: 0.171, SLG: 0.167 (1, 2) | | | | | | | | | P5 | 4 | 0 | 0 | 0 | 0 | 1 | 3 | | | | |
| Inning Stats | R: 0 E: 0 K: 0 S: 12 | H: 1 LOB: 1 BB: 0 P: 17 | R: 1 E: 0 K: 1 S: 13 | H: 2 LOB: 1 BB: 0 P: 20 | R: 1 E: 0 K: 0 S: 8 | H: 0 LOB: 0 BB: 1 P: 16 | R: 0 E: 0 K: 0 S: 9 | H: 0 LOB: 0 BB: 0 P: 13 | R: 0 E: 0 K: 1 S: 11 | H: 1 LOB: 1 BB: 0 P: 17 | R: 0 E: 0 K: 2 S: 8 | H: 0 LOB: 0 BB: 0 P: 14 | R: 1 E: 0 K: 0 S: 11 | H: 1 LOB: 1 BB: 0 P: 21 | R: 0 E: 0 K: 1 S: 6 | H: 0 LOB: 0 BB: 0 P: 7 | 1B: 4 2B: 1 3B: 0 HR: 1 | SF: 2 SAC: 0 DP: 0 HBP: 2 | WP: 1 PA: 37 SB: 0 CS: 1 | |
| PITCHER | IP | WLS | BF | H | R | ER | SO | BB | IBB | HBP | BLK | WP | HR | S | P | ERA | WHIP | | | |
| Geremi Gonzalez, R ERA: 3.91 | 7.1 | L | 31 | 6 | 3 | 3 | 5 | 1 | 0 | 2 | 1 | 1 | 1 | 74 | 116 | 3.68 | 0.955 | | | |
| Mark Mataska, L ERA: 3.75 | 0.0 | | 1 | 0 | 0 | 0 | 0 | 0 | 1 | 0 | 0 | 0 | 0 | 4 | | ∞ | ∞ | | | |
| Travis Harper, R ERA: 3.44 | 1.2 | | 5 | 0 | 0 | 0 | 1 | 0 | 0 | 0 | 0 | 0 | 0 | 12 | 16 | 0.00 | 0.000 | | | |

Toronto Blue Jays @ Tampa Bay Devil Rays
Tropicana Field, St. Petersburg, FL
Thu Sep 11 2003, 2:15 PM EDT
Att. 9,345 - Dome - 72 F


AB 31
R 3
H 6
RBI 3
BB 2
SO 6
LOB 15



| Batter | 1 | 2 | 3 | 4 | 5 | 6 | 7 | 8 | 9 | AB | R | H | RBI | BB | SO | LOB | BOTTOM | | | | |
|--|-------------------------------|----------------------------------|-------------------------------|----------------------------------|------------------------------|---------------------------------|------------------------------|---------------------------------|------------------------------|----------------------------------|------------------------------|----------------------------------|------------------------------|----------------------------------|------------------------------|---------------------------------|------------------------------|---------------------------------|----------------------------------|------------------------------------|-----------------------------------|
| 13 Carl Crawford, L OBP: 0.315, SLG: 0.371 (1, 8) | P5 | | G4-3 | | | | | G3-6 | | 4 | 0 | 1 | 0 | 0 | 0 | 1 | | | | | |
| Damian Rolis, R OBP: 0.301, SLG: 0.390 (1, 5) | K | | G6-3 | | | | | F8 | | 3 | 0 | 0 | 0 | 1 | 1 | 0 | | | | | |
| Aubrey Huff, L OBP: 0.371, SLG: 0.560 (1, 9) | | | | | | | | | G4-3 | 2 | 0 | 0 | 1 | 1 | 0 | 0 | | | | | |
| Travis Lee, L OBP: 0.350, SLG: 0.459 (1, 3) | | | | | | | | | BB | 4 | 0 | 1 | 0 | 0 | 0 | 2 | | | | | |
| Al Martin, L OBP: 0.300, SLG: 0.363 (1, 10) | | | | | | | | | F7 | 4 | 0 | 1 | 0 | 0 | 0 | 2 | | | | | |
| Pete Laforest, L OBP: 0.190, SLG: 0.200 (1, 2) | | | | | | | | | G4-3 | 4 | 0 | 1 | 0 | 0 | 0 | 1 | | | | | |
| Marlon Anderson, L OBP: 0.327, SLG: 0.371 (1, 4) | | | | | | | | | G4-3 | 3 | 0 | 1 | 0 | 0 | 0 | 1 | | | | | |
| Adam Piatt, R OBP: 0.265, SLG: 0.452 (1, 7) | | | | | | | | | FC4-6 1B | 3 | 0 | 0 | 0 | 0 | 2 | 2 | | | | | |
| Antonio Perez, R OBP: 0.340, SLG: 0.366 (1, 6) | | | | | | | | | FC4-6 | 3 | 0 | 0 | 0 | 0 | 2 | 2 | | | | | |
| Inning Stats | R: 0 E: 0 K: 1 S: 10 | H: 0 LOB: 1 BB: 1 P: 17 | R: 0 E: 0 K: 0 S: 10 | H: 1 LOB: 0 BB: 0 P: 13 | R: 0 E: 0 K: 0 S: 5 | H: 0 LOB: 0 BB: 0 P: 7 | R: 0 E: 0 K: 0 S: 5 | H: 0 LOB: 0 BB: 0 P: 6 | R: 0 E: 0 K: 1 S: 8 | H: 0 LOB: 0 BB: 0 P: 13 | R: 1 E: 1 K: 0 S: 9 | H: 1 LOB: 1 BB: 1 P: 14 | R: 0 E: 0 K: 1 S: 8 | H: 1 LOB: 1 BB: 0 P: 12 | R: 0 E: 0 K: 0 S: 5 | H: 1 LOB: 0 BB: 0 P: 7 | R: 0 E: 0 K: 0 S: 4 | H: 1 LOB: 0 BB: 0 P: 4 | 1B: 5 2B: 0 3B: 0 HR: 0 | SF: 1 SAC: 0 DP: 2 HBP: 0 | WP: 0 PA: 32 SB: 0 CS: 1 |
| PITCHER | IP | WLS | BF | H | R | ER | SO | BB | IBB | HBP | BLK | WP | HR | S | P | ERA | WHIP | | | | |
| 32 Roy Halladay, R ERA: 3.3 | 9.0 | W | 32 | 5 | 1 | 0 | 3 | 2 | 0 | 0 | 0 | 0 | 0 | 64 | 93 | 0.00 | 0.778 | | | | |

Toronto Blue Jays @ Tampa Bay Devil Rays
Tropicana Field, St. Petersburg, FL
Thu Sep 11 2003, 2:15 PM EDT
Att. 9,345 - Dome - 72 F

AB 29
R 1
H 5
RBI 1
BB 2
SO 3
LOB 8



| Batter | 1 | 2 | 3 | 4 | 5 | 6 | 7 | 8 | 9 | AB | R | H | RBI | BB | SO | LOB | TOP | | | | | |
|--|-------------------------------|----------------------------------|-------------------------------|----------------------------------|------------------------------|----------------------------------|-------------------------------|----------------------------------|-------------------------------|----------------------------------|-------------------------------|----------------------------------|-------------------------------|----------------------------------|-------------------------------|----------------------------------|-------------------------------|----------------------------------|-----------------------------------|------------------------------------|-------------------------|--------|
| 13 Carl Crawford, L OBP: 0.316, SLG: 0.371 | | | | | | | | | | 5 | 1 | 2 | 2 | 0 | 1 | 2 | | | | | | |
| Julio Lugo, R OBP: 0.323, SLG: 0.389 | | | | | | | | | | 5 | 0 | 2 | 0 | 0 | 1 | 3 | | | | | | |
| Aubrey Huff, L OBP: 0.309, SLG: 0.557 | | | | | | | | | | 5 | 0 | 1 | 1 | 0 | 1 | 4 | | | | | | |
| 5 Rocco Baldelli, R OBP: 0.328, SLG: 0.418 | | | | | | | | | | 5 | 1 | 1 | 0 | 0 | 2 | 2 | | | | | | |
| 31 Jonny Gomes, R OBP: 0.667, SLG: 1.000 | | | | | | | | | | 3 | 0 | 2 | 0 | 0 | 0 | 1 | | | | | | |
| Al Martin, L OBP: 0.299, SLG: 0.362 | | | | | | | | | | 1 | 0 | 0 | 0 | 0 | 1 | 0 | | | | | | |
| Travis Lee, L OBP: 0.351, SLG: 0.460 | | | | | | | | | | 2 | 0 | 1 | 1 | 1 | 1 | 1 | | | | | | |
| Toby Hall, R OBP: 0.392, SLG: 0.390 | | | | | | | | | | 3 | 0 | 0 | 0 | 0 | 0 | 4 | | | | | | |
| Pete Laforest, L OBP: 0.182, SLG: 0.190 | | | | | | | | | | 1 | 0 | 0 | 0 | 0 | 1 | 1 | | | | | | |
| Marlon Anderson, L OBP: 0.330, SLG: 0.374 | | | | | | | | | | 4 | 2 | 3 | 0 | 0 | 0 | 1 | | | | | | |
| Damian Rolls, R OBP: 0.300, SLG: 0.388 | | | | | | | | | | 4 | 0 | 1 | 0 | 0 | 1 | 2 | | | | | | |
| Inning Stats | R: 0 E: 0 K: 2 S: 11 | H: 0 LOB: 0 BB: 0 P: 14 | R: 1 E: 0 K: 0 S: 12 | H: 2 LOB: 1 BB: 0 P: 19 | R: 0 E: 1 K: 0 S: 9 | H: 1 LOB: 1 BB: 0 P: 12 | R: 0 E: 0 K: 1 S: 13 | H: 1 LOB: 1 BB: 0 P: 18 | R: 1 E: 0 K: 0 S: 10 | H: 2 LOB: 0 BB: 0 P: 12 | R: 0 E: 0 K: 0 S: 12 | H: 2 LOB: 2 BB: 0 P: 19 | R: 0 E: 0 K: 1 S: 14 | H: 2 LOB: 2 BB: 0 P: 18 | R: 0 E: 0 K: 3 S: 13 | H: 0 LOB: 1 BB: 1 P: 22 | R: 2 E: 0 K: 2 S: 23 | H: 3 LOB: 1 BB: 0 P: 30 | 1B: 12 2B: 2 3B: 0 HR: 0 | SF: 1 SAC: 0 DP: 1 HBP: 0 | WP: 0 PB: 0 CS: 0 | PA: 40 |
| PITCHER | IP | WLS | BF | H | R | ER | SO | BB | IBB | HBP | BLK | WP | HR | S | P | ERA | WHIP | | | | | |
| David Wells, L ERA: 4.21 | 7.0 | W | 30 | 10 | 2 | 2 | 4 | 0 | 0 | 0 | 0 | 0 | 0 | 81 | 112 | 2.57 | 1.429 | | | | | |
| Jeff Nelson, R ERA: 3.71 | 1.0 | | 4 | 0 | 0 | 0 | 3 | 1 | 0 | 0 | 0 | 0 | 0 | 13 | 22 | 0.00 | 1.000 | | | | | |
| Antonio Osuna, R ERA: 4.14 | 1.0 | | 6 | 3 | 2 | 2 | 2 | 0 | 0 | 0 | 0 | 0 | 0 | 23 | 30 | 18.00 | 3.000 | | | | | |

Tampa Bay Devil Rays @ New York Yankees
 Yankee Stadium, Bronx, NY
 Fri Sep 12 2003, 7:05 PM EDT
 Att: 37,401 - Cloudy - 69 F

AB 38
 R 4
 H 13
 RBI 4
 BB 1
 SO 9
 LOB 21



| Batter | 1 | 2 | 3 | 4 | 5 | 6 | 7 | 8 | 9 | AB | R | H | RBI | BB | SO | LOB | BOTTOM | | | | | |
|--|------------------------------|----------------------------------|-------------------------------|----------------------------------|-------------------------------|----------------------------------|-------------------------------|----------------------------------|-------------------------------|----------------------------------|------------------------------|----------------------------------|-------------------------------|----------------------------------|-------------------------------|----------------------------------|-----------------------------------|------------------------------------|-------------------------|--------|--|--|
| Alfonso Soriano, R OBP: 0.332, SLG: 0.492 | | | | | | | | | | 5 | 1 | 1 | 0 | 0 | 0 | 3 | | | | | | |
| Nick Johnson, L OBP: 0.450, SLG: 0.522 | | | | | | | | | | 4 | 0 | 3 | 1 | 1 | 0 | 0 | | | | | | |
| 2 Derek Jeter, R OBP: 0.456 | | | | | | | | | | 4 | 1 | 1 | 0 | 0 | 1 | 2 | | | | | | |
| Enrique Wilson, S OBP: 0.266, SLG: 0.339 | | | | | | | | | | 0 | 0 | 0 | 0 | 1 | 0 | 0 | | | | | | |
| 25 Jason Giambi, L OBP: 0.417, SLG: 0.522 | | | | | | | | | | 5 | 1 | 4 | 2 | 0 | 1 | 2 | | | | | | |
| Bernie Williams, S OBP: 0.364, SLG: 0.399 | | | | | | | | | | 5 | 0 | 0 | 1 | 0 | 2 | 3 | | | | | | |
| 20 Jorge Posada, S OBP: 0.403, SLG: 0.515 | | | | | | | | | | 4 | 3 | 2 | 0 | 1 | 0 | 1 | | | | | | |
| 55 Hideki Matsui, L OBP: 0.352, SLG: 0.445 | | | | | | | | | | 4 | 1 | 1 | 0 | 1 | 0 | 1 | | | | | | |
| Aaron Boone, R OBP: 0.324, SLG: 0.442 | | | | | | | | | | 3 | 2 | 3 | 4 | 1 | 0 | 0 | | | | | | |
| Juan Rivera, R OBP: 0.276, SLG: 0.363 | | | | | | | | | | 4 | 1 | 2 | 2 | 0 | 1 | 2 | | | | | | |
| Inning Stats | R: 0 E: 0 K: 0 S: 6 | H: 0 LOB: 0 BB: 0 P: 11 | R: 1 E: 0 K: 1 S: 13 | H: 3 LOB: 2 BB: 1 P: 21 | R: 2 E: 0 K: 0 S: 14 | H: 3 LOB: 1 BB: 1 P: 21 | R: 2 E: 0 K: 1 S: 19 | H: 3 LOB: 1 BB: 0 P: 25 | R: 2 E: 0 K: 1 S: 18 | H: 3 LOB: 2 BB: 1 P: 30 | R: 0 E: 0 K: 0 S: 8 | H: 2 LOB: 1 BB: 0 P: 13 | R: 3 E: 0 K: 1 S: 15 | H: 3 LOB: 2 BB: 2 P: 26 | R: 0 E: 0 K: 1 S: 12 | H: 0 LOB: 0 BB: 0 P: 15 | 1B: 11 2B: 4 3B: 0 HR: 2 | SF: 0 SAC: 0 DP: 0 HBP: 0 | WP: 0 PB: 1 CS: 0 | PA: 43 | | |
| PITCHER | IP | WLS | BF | H | R | ER | SO | BB | IBB | HBP | BLK | WP | HR | S | P | ERA | WHIP | | | | | |
| Victor Zambrano, R ERA: 4.44 | 4.1 | L | 24 | 11 | 7 | 7 | 3 | 2 | 0 | 0 | 0 | 0 | 1 | 61 | 93 | 14.54 | 3.000 | | | | | |
| Brandon Backe, R ERA: 5.1 | 2.1 | | 14 | 6 | 3 | 3 | 0 | 2 | 0 | 0 | 0 | 0 | 1 | 28 | 45 | 11.57 | 3.429 | | | | | |
| Mark Malaska, L ERA: 3.38 | 1.1 | | 5 | 0 | 0 | 0 | 2 | 1 | 0 | 0 | 0 | 0 | 0 | 16 | 24 | 0.00 | 0.750 | | | | | |

Tampa Bay Devil Rays @ New York Yankees
 Yankee Stadium, Bronx, NY
 Fri Sep 12 2003, 7:05 PM EDT
 Att: 37,401 - Cloudy - 69 F

AB 38
 R 10
 H 17
 RBI 10
 BB 5
 SO 5
 LOB 14



| Batter | 1 | 2 | 3 | 4 | 5 | 6 | 7 | 8 | 9 | AB | R | H | RBI | BB | SO | LOB | TOP | | | | | |
|--|---|----------------------------------|-------------------------------|----------------------------------|-------------------------------|----------------------------------|------------------------------|----------------------------------|------------------------------|----------------------------------|-------------------------------|----------------------------------|-------------------------------|----------------------------------|-------------------------------|----------------------------------|------------------------------|---------------------------------|-----------------------------------|------------------------------------|----------------------------------|--------|
| 13 Carl Crawford, L OBP: 0.316, SLG: 0.371 | 1-2 E S 1B | 1 SAFE 0-1 P6 | | 2-2 L6 | | 2-1 G5-3 1B | | 1-2 E1 SH1-4 1B | | 5 | 2 | 2 | 0 | 0 | 0 | 1 | | | | | | |
| Julio Lugo, R OBP: 0.324, SLG: 0.390 | 1 SAFE 2-1 BB 1B SF9 | 1 SAFE 3-1 1B | | 1-2 G5-3 | | 1 SAFE 2-2 SAFE G5-3 | | 0-0 SH1-4 | | 4 | 1 | 2 | 2 | 0 | 0 | 1 | | | | | | |
| Aubrey Huff, L OBP: 0.371, SLG: 0.557 | 0-1 BB 1B | 2-2 G4-3 | | | 0-0 FC3-6 5 1B | | | 1-1 G3 | | 5 | 0 | 3 | 1 | 0 | 0 | 3 | | | | | | |
| 5 Rocco Baldelli, R OBP: 0.329, SLG: 0.417 | 2-1 F9 | | 3-1 2B G6-3 1B | | 0-0 FC3-6 1B | | 2-0 F9 | 0-1 F9 | | 5 | 1 | 2 | 0 | 0 | 0 | 3 | | | | | | |
| Travis Lee, L OBP: 0.353, SLG: 0.462 | 4-1 BB | | 1 SAFE 1-1 31 F9 2B | | 1-0 FC3-6 | | 3-2 2B 1B | 3-2 F7 | | 4 | 0 | 2 | 0 | 1 | 0 | 3 | | | | | | |
| Pete Laforest, L OBP: 0.160, SLG: 0.174 | 2-0 SF9 | | 0-0 G6-3 | | 2-0 P6 | | 3-1 SAFE 2B | | 0-1 G6-3 | 2 | 0 | 0 | 2 | 0 | 0 | 3 | | | | | | |
| Adam Platt, R OBP: 0.270, SLG: 0.465 | | | | | | | | | | 1 | 0 | 1 | 0 | 0 | 0 | 0 | | | | | | |
| Javier Valentin, S OBP: 0.254, SLG: 0.364 | | | | | | | | | | 1 | 0 | 0 | 0 | 0 | 0 | 0 | | | | | | |
| 31 Jonny Gomes, R OBP: 0.333, SLG: 0.500 | 3-H 2-3 K | | 0-1 F9 | | 2-3 K | | 4-0 IBB | | 0-0 F9 | 3 | 0 | 0 | 0 | 0 | 2 | 5 | | | | | | |
| Al Martin, L OBP: 0.300, SLG: 0.360 | | | 2-3 F9 | | | | | | | 1 | 0 | 0 | 0 | 1 | 0 | 0 | | | | | | |
| Marlon Anderson, L OBP: 0.331, SLG: 0.377 | | 2-1 1B | 2-2 F8 | | 0-0 18 F8 G5-3 2B | | 1-2 P6 | | 0-0 G3 | 5 | 1 | 2 | 0 | 0 | 0 | 4 | | | | | | |
| 1B Jared Sandberg, R OBP: 0.309, SLG: 0.471 | | 1-0 F7 | | 1-2 G5-3 | | 0-1 F8 | | 2-3 K | | 4 | 0 | 0 | 0 | 0 | 1 | 5 | | | | | | |
| Inning Stats | R: 2 E: 0 K: 1 S: 14 | H: 3 LOB: 2 BB: 1 P: 27 | R: 0 E: 0 K: 0 S: 11 | H: 2 LOB: 2 BB: 0 P: 19 | R: 1 E: 0 K: 0 S: 10 | H: 2 LOB: 1 BB: 0 P: 16 | R: 0 E: 0 K: 0 S: 9 | H: 0 LOB: 0 BB: 0 P: 13 | R: 0 E: 0 K: 1 S: 7 | H: 2 LOB: 2 BB: 0 P: 12 | R: 1 E: 0 K: 0 S: 15 | H: 2 LOB: 1 BB: 0 P: 22 | R: 0 E: 0 K: 1 S: 13 | H: 2 LOB: 3 BB: 1 P: 28 | R: 1 E: 1 K: 0 S: 12 | H: 1 LOB: 1 BB: 0 P: 17 | R: 0 E: 0 K: 0 S: 4 | H: 0 LOB: 0 BB: 0 P: 4 | 1B: 11 2B: 3 3B: 0 HR: 0 | SF: 1 SAC: 1 DP: 0 HBP: 0 | WP: 0 PB: 0 SB: 1 CS: 0 | PA: 44 |
| PITCHER | IP WLS BF H R ER SO BB IBB HBP BLK WP HR S P ERA WHIP | | | | | | | | | | | | | | | | | | | | | |
| Jeff Weaver, R ERA: 5.91 | (1, 1) 5.0 | 25 | 9 | 3 | 3 | 2 | 1 | 0 | 0 | 0 | 0 | 0 | 0 | 0 | 51 | 87 | 5.40 | 2.000 | | | | |
| Felix Heredia, L ERA: 2.99 | (6, 1) 1.1 | B 8 | 4 | 1 | 1 | 0 | 0 | 0 | 0 | 0 | 0 | 0 | 0 | 22 | 37 | 6.75 | 3.000 | | | | | |
| Jeff Nelson, R ERA: 3.71 | (7, 1) 0.0 | 1 | 0 | 0 | 0 | 0 | 0 | 1 | 0 | 0 | 0 | 0 | 0 | 4 | 4 | ∞ | ∞ | | | | | |
| Gabe White, L ERA: 3.92 | (7, 1) 1.2 | W 7 | 1 | 1 | 0 | 1 | 0 | 0 | 0 | 0 | 0 | 0 | 0 | 18 | 26 | 0.00 | 0.600 | | | | | |
| 42 Mariano Rivera, R ERA: 1.81 | (9, 1) 1.0 | S 3 | 0 | 0 | 0 | 0 | 0 | 0 | 0 | 0 | 0 | 0 | 0 | 4 | 4 | 0.00 | 0.000 | | | | | |

| Batter | 1 | 2 | 3 | 4 | 5 | 6 | 7 | 8 | 9 | AB | R | H | RBI | BB | SO | LOB | BOTTOM | | | |
|---|---|----------------------------------|-------------------------------|----------------------------------|------------------------------|----------------------------------|----------------------------------|----------------------------------|-------------------------------|----------------------------------|-------------------------------|----------------------------------|-------------------------------|----------------------------------|-------------------------------|----------------------------------|----------------------------------|------------------------------------|----------------------------------|--------|
| Alfonso Soriano, R OBP: 0.329, SLG: 0.488 | 0-1 G6-3 | 1-1 G5-3 | | 0-3 K | | | 1-3 K | 3-2 F7 | | 5 | 0 | 0 | 0 | 0 | 2 | 2 | | | | |
| Nick Johnson, L OBP: 0.448, SLG: 0.518 | 1-1 G5-3 | 0-3 K | | | 2-2 G3-1 | | 0-0 HBP 2 HBP 1B | | | 4 | 0 | 1 | 0 | 0 | 1 | 1 | | | | |
| 2 Derek Jeter, R OBP: 0.393, SLG: 0.453 | 4-2 25 FC5 BB | | 1-2 F8 | | 1-0 G6-3 | | 2-2 SAFE HBP 1-2 HBP | | | 2 | 0 | 0 | 0 | 1 | 0 | 0 | | | | |
| 25 Jason Giambi, L OBP: 0.414, SLG: 0.517 | 2-2 FC5 | | 2-3 K | | 1-3 K | | 0-3 K | | | 4 | 0 | 0 | 0 | 0 | 3 | 3 | | | | |
| Bernie Williams, S OBP: 0.369, SLG: 0.419 | | 0-0 HR | 2-0 55 2-6 1B | | | 2-1 HR | 3-0 HBP | | | 3 | 2 | 3 | 2 | 0 | 0 | 0 | | | | |
| 55 Hideki Matsui, L OBP: 0.353, SLG: 0.447 | | 2-2 G6-3 E 2B | 1-0 2-6 | 2-2 G3 | | 0-0 FC6 1B | 1-0 G1 | | | 4 | 1 | 2 | 0 | 0 | 0 | 3 | | | | |
| Juan Rivera, R OBP: 0.276, SLG: 0.363 | | | | | | | | | | 0 | 0 | 0 | 0 | 0 | 0 | 0 | | | | |
| Ruben Sierra, S OBP: 0.334, SLG: 0.416 | | 2-2 G6-3 | | 2-1 F9 | | 1-2 FC6 | | 1-1 HR | | 4 | 1 | 1 | 1 | 0 | 0 | 2 | | | | |
| Karim Garcia, L OBP: 0.292, SLG: 0.427 | | | | | | | | | | 0 | 0 | 0 | 0 | 0 | 0 | 0 | | | | |
| Aaron Boone, R OBP: 0.326, SLG: 0.444 | | 2-2 E7 2B | | 1-0 S PB 1B | | 3-3 K | | 1-3 K | | 4 | 2 | 2 | 1 | 0 | 2 | 1 | | | | |
| John Flaherty, R OBP: 0.280, SLG: 0.447 | | 3-H 0-0 2B | | 4-0 1-H BB | | 1-0 F9 | | 2-2 F9 | | 3 | 0 | 1 | 1 | 1 | 0 | 1 | | | | |
| Inning Stats | R: 0 E: 0 K: 0 S: 11 | H: 0 LOB: 1 BB: 1 P: 18 | R: 3 E: 1 K: 1 S: 17 | H: 4 LOB: 1 BB: 0 P: 24 | R: 0 E: 0 K: 1 S: 7 | H: 1 LOB: 1 BB: 0 P: 13 | R: 1 E: 0 K: 1 S: 10 | H: 1 LOB: 1 BB: 1 P: 19 | R: 0 E: 0 K: 1 S: 12 | H: 0 LOB: 0 BB: 0 P: 16 | R: 1 E: 0 K: 0 S: 11 | H: 2 LOB: 1 BB: 0 P: 18 | R: 0 E: 0 K: 2 S: 11 | H: 1 LOB: 3 BB: 0 P: 18 | R: 1 E: 0 K: 1 S: 13 | H: 1 LOB: 0 BB: 0 P: 20 | 1B: 4 2B: 3 3B: 0 HR: 3 | SF: 0 SAC: 0 DP: 0 HBP: 2 | WP: 0 PB: 1 SB: 3 CS: 0 | PA: 37 |
| PITCHER | IP WLS BF H R ER SO BB IBB HBP BLK WP HR S P ERA WHIP | | | | | | | | | | | | | | | | | | | |
| Rob Bell, R ERA: 5.46 | (1, 1) 5.1 | 26 | 8 | 5 | 4 | 4 | 2 | 0 | 0 | 0 | 0 | 0 | 0 | 64 | 100 | 6.75 | 1.875 | | | |
| Chad Gaudin, R ERA: 3.49 | (6, 1) 1.0 | 5 | 1 | 0 | 0 | 2 | 0 | 0 | 1 | 0 | 0 | 0 | 0 | 11 | 18 | 0.00 | 1.000 | | | |
| Joe Kennedy, L ERA: 6.39 | (7, 1) 1.2 | L 7 | 1 | 1 | 1 | 2 | 0 | 0 | 1 | 0 | 0 | 1 | 17 | 28 | 5.40 | 0.600 | | | | |

Tampa Bay Devil Rays @ New York Yankees
 Yankee Stadium, Bronx, NY
 Sat Sep 13 2003, 1:05 PM EDT
 Att: 40,887 - Cloudy - 70 F

AB 40
 R 5
 H 14
 RBI 5
 BB 2
 SO 3
 LOB 28



Tampa Bay Devil Rays @ New York Yankees
 Yankee Stadium, Bronx, NY
 Sat Sep 13 2003, 1:05 PM EDT
 Att: 40,887 - Cloudy - 70 F

AB 33
 R 6
 H 10
 RBI 5
 BB 2
 SO 8
 LOB 13



| Batter | 1 | 2 | 3 | 4 | 5 | 6 | 7 | 8 | 9 | AB | R | H | RBI | BB | SO | LOB | TOP | | |
|---|-------------------------------|----------------------------------|-------------------------------|----------------------------------|------------------------------|---------------------------------|------------------------------|----------------------------------|------------------------------|----------------------------------|------------------------------|----------------------------------|-------------------------------|----------------------------------|------------------------------|----------------------------------|----------------------------------|------------------------------------|-----------------------------------|
| 13 Carl Crawford, L (1, 7) OBP: 0.317, SLG: 0.372 | 1-1 1B | 1-0 1B | | | 2-0 F8 | | 2-1 FC6-4 | | 0-0 G3-1 | 5 | 1 | 2 | 0 | 0 | 0 | 2 | | | |
| Julio Lugo, R (1, 6) OBP: 0.326, SLG: 0.391 | 0-1 5 SF8 | 2-2 P5 | | | 2-0 G3 | | 2-1 L9 | | | 4 | 1 | 2 | 0 | 0 | 0 | 3 | | | |
| Aubrey Huff, L (1, 3) OBP: 0.369, SLG: 0.553 | 1-1 P6 | | 0-0 L8 | | 2-2 G3 | | | 1-1 G6-3 | | 4 | 0 | 0 | 0 | 0 | 0 | 3 | | | |
| 5 Rocco Baldelli, R (1, 8) OBP: 0.327, SLG: 0.415 | 1-2 E3 | | 0-1 G3 | | 2-2 L8 | | | 1-0 F9 | | 4 | 0 | 0 | 1 | 0 | 0 | 2 | | | |
| Travis Lee, L (1, 10) OBP: 0.353, SLG: 0.467 | 0-1 SF8 | | 0-2 G1-3 | | | 3-3 K | | 3-2 HR | | 3 | 1 | 1 | 2 | 0 | 1 | 0 | | | |
| Damian Rolis, R (1, 9) OBP: 0.300, SLG: 0.387 | 0-0 FC5-4 | | | 1-2 G5-3 1B | | 0-1 G4-3 | | 1-2 P3 | | 4 | 0 | 1 | 0 | 0 | 0 | 1 | | | |
| Marlon Anderson, L (1, 4) OBP: 0.333, SLG: 0.378 | | 0-1 G1 | | 1-1 G5-3 1B | | 2-2 G1-3 | | | 1-1 DI 1B | 4 | 0 | 2 | 0 | 0 | 0 | 0 | | | |
| Toby Hall, R (1, 2) OBP: 0.303, SLG: 0.387 | | 4-2 13 1B 18 G1-3 BB | | 1-0 G5-3 | | | 2-2 F7 | | 0-3 K | 3 | 0 | 0 | 0 | 1 | 1 | 3 | | | |
| 1B Jared Sandberg, R (1, 5) OBP: 0.309, SLG: 0.463 Pete Laforest, L (9, PH) OBP: 0.154, SLG: 0.167 | | 0-0 G1-3 | | 1-1 G1-3 | | | 4-1 13 FC6-4 BB | | 0-3 K | 2 | 0 | 0 | 0 | 1 | 0 | 2 | | | |
| Inning Stats | R: 2 E: 1 K: 0 S: 12 | H: 2 LOB: 1 BB: 0 P: 15 | R: 0 E: 0 K: 0 S: 10 | H: 1 LOB: 2 BB: 1 P: 17 | R: 0 E: 0 K: 0 S: 6 | H: 0 LOB: 0 BB: 0 P: 6 | R: 0 E: 0 K: 0 S: 9 | H: 2 LOB: 1 BB: 0 P: 13 | R: 0 E: 0 K: 1 S: 9 | H: 0 LOB: 0 BB: 0 P: 14 | R: 0 E: 0 K: 0 S: 8 | H: 0 LOB: 1 BB: 1 P: 18 | R: 1 E: 0 K: 0 S: 12 | H: 1 LOB: 0 BB: 0 P: 18 | R: 0 E: 0 K: 2 S: 9 | H: 1 LOB: 1 BB: 0 P: 10 | 1B: 7 2B: 0 3B: 0 HR: 1 | SF: 1 SAC: 0 DP: 1 HBP: 0 | WP: 0 PA: 37 SB: 0 CS: 1 |
| PITCHER | IP | WLS | BF | H | R | ER | SO | BB | IBB | HBP | BLK | WP | HR | S | P | ERA | WHIP | | |
| 35 Mike Mussina, R (1, 1) ERA: 3.17 | 7.0 | W | 29 | 6 | 2 | 1 | 1 | 2 | 0 | 0 | 0 | 0 | 0 | 63 | 100 | 1.29 | 1.143 | | |
| Jeff Nelson, R (8, 1) ERA: 3.51 | 1.0 | | 4 | 1 | 1 | 1 | 0 | 0 | 0 | 0 | 0 | 0 | 1 | 12 | 18 | 9.00 | 1.000 | | |
| 42 Mariano Rivera, R (9, 1) ERA: 1.78 | 1.0 | S | 4 | 1 | 0 | 0 | 2 | 0 | 0 | 0 | 0 | 0 | 0 | 9 | 10 | 0.00 | 1.000 | | |

Tampa Bay Devil Rays @ New York Yankees
Yankee Stadium, Bronx, NY
Sat Sep 13 2003, 7:05 PM EDT
Att: 19,599 - Cloudy - 69 F

| | |
|-----|----|
| AB | 34 |
| R | 3 |
| H | 8 |
| RBI | 3 |
| BB | 2 |
| SO | 3 |
| LOB | 17 |

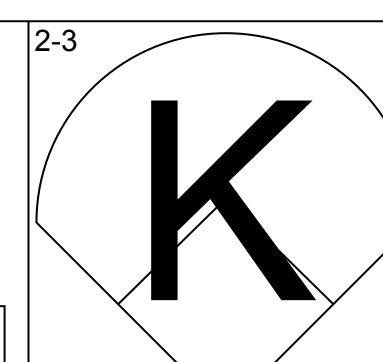
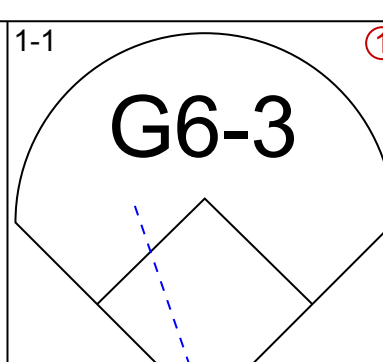
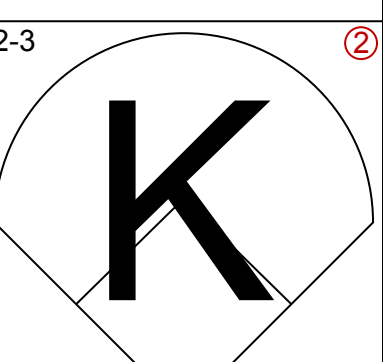
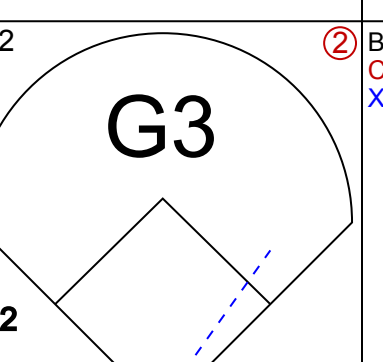
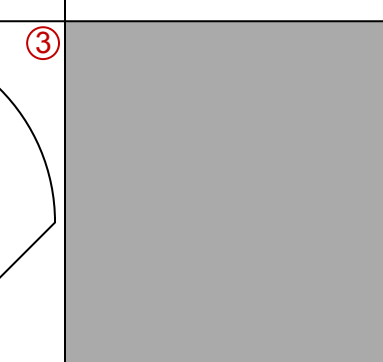
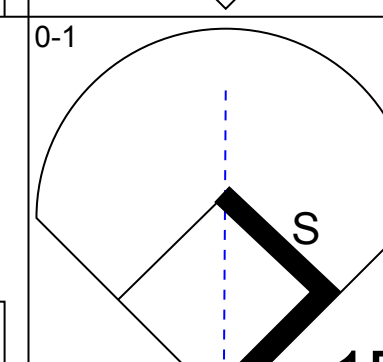
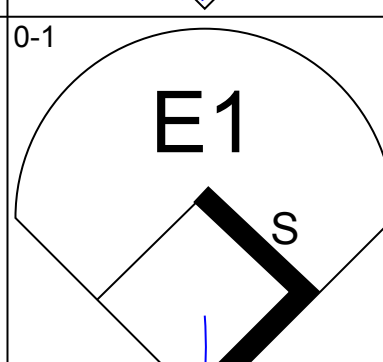
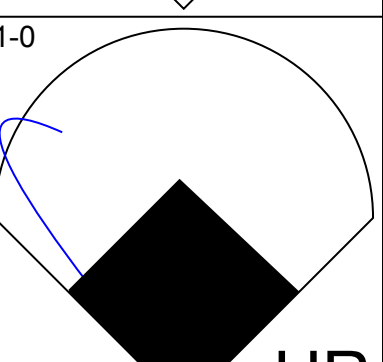
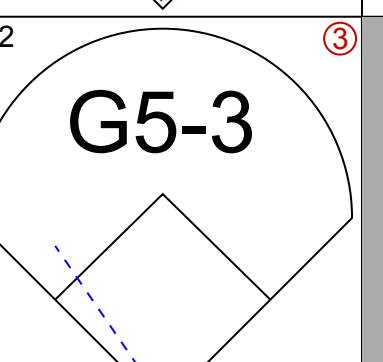
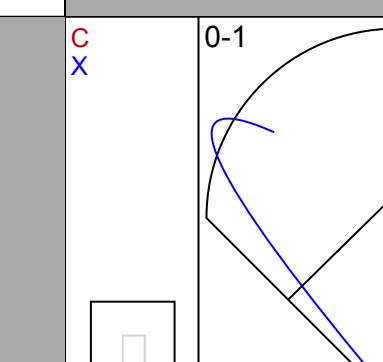
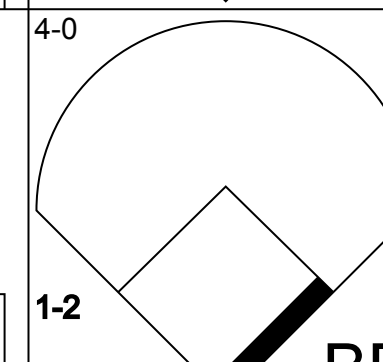
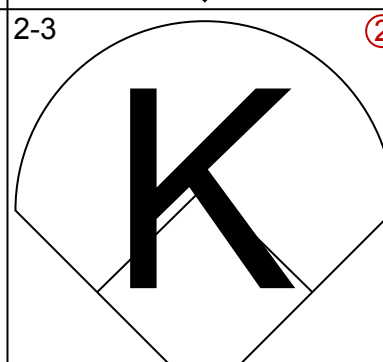
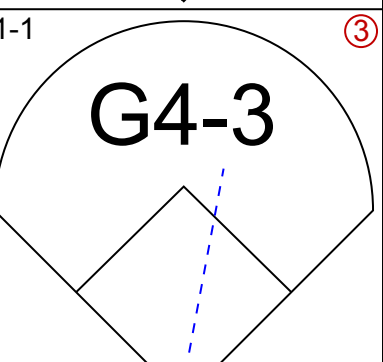
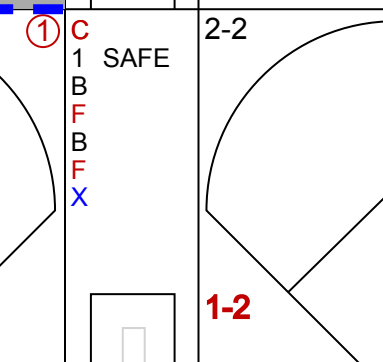
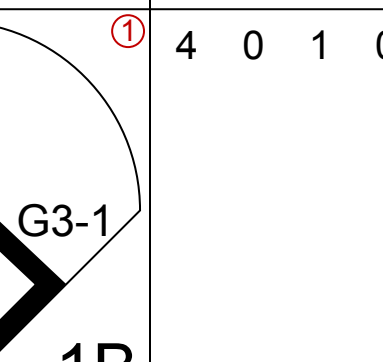
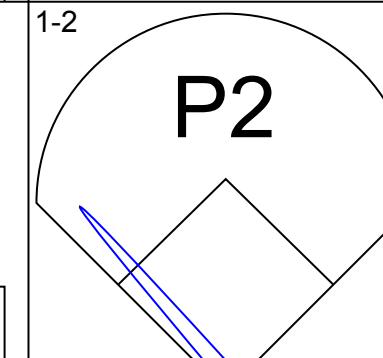
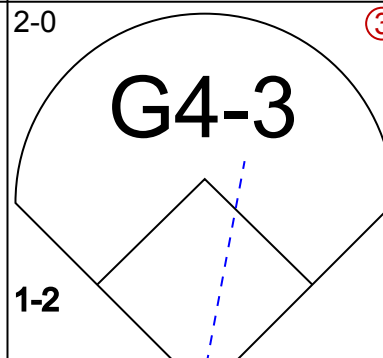
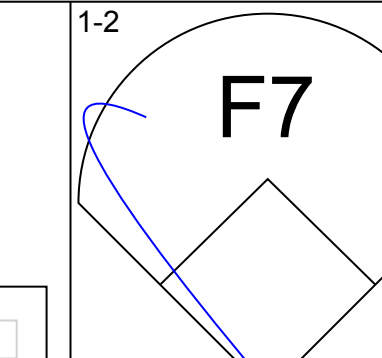
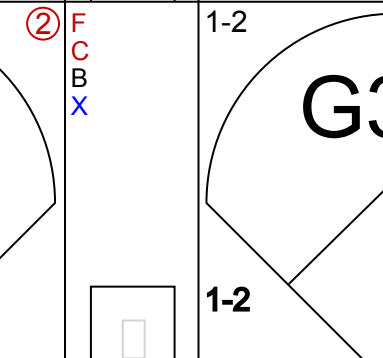
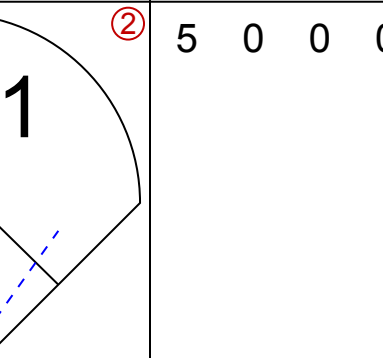
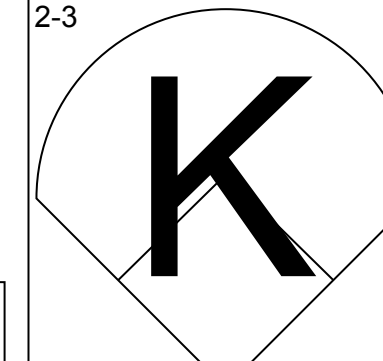
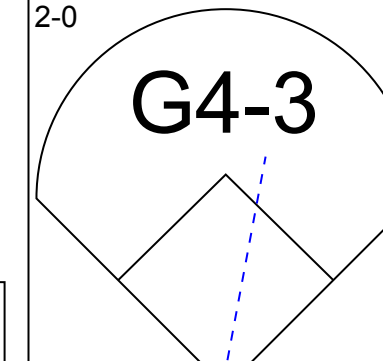
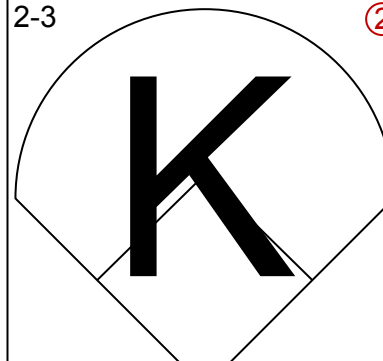
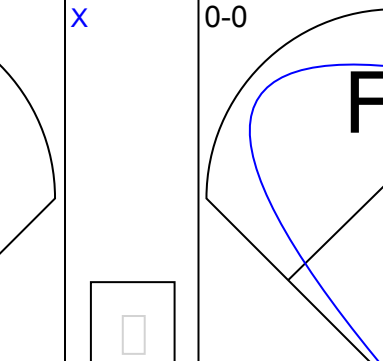
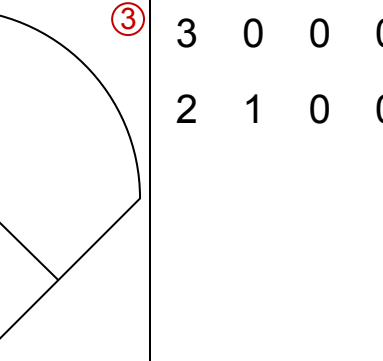
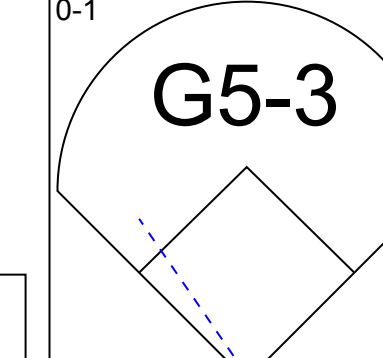
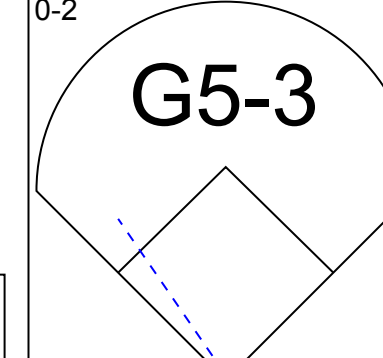
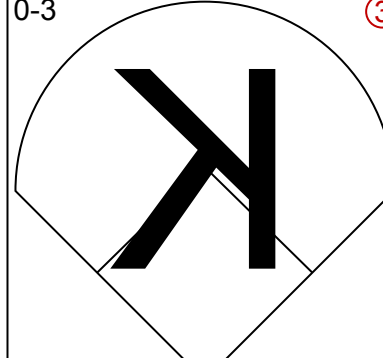

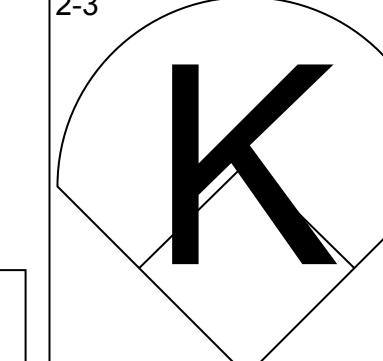
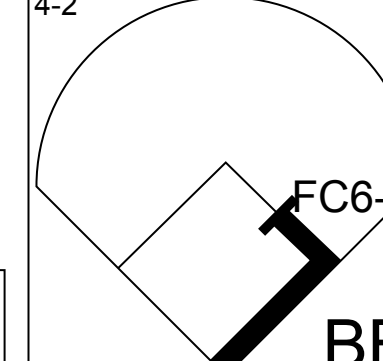
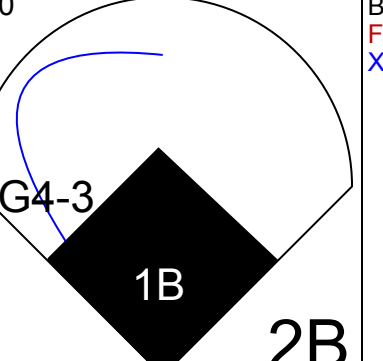
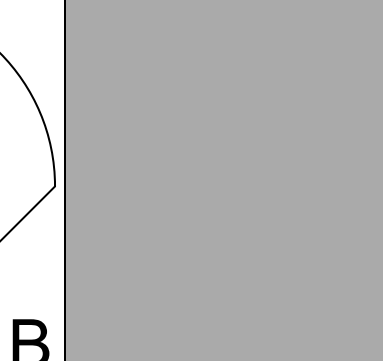

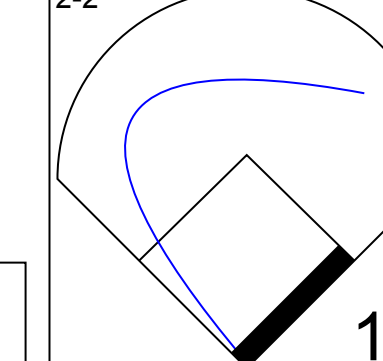
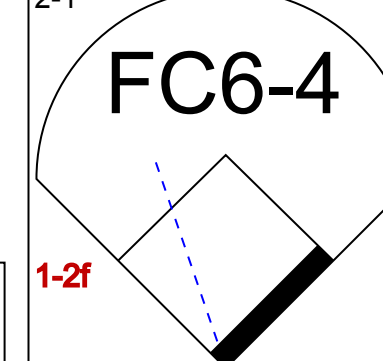
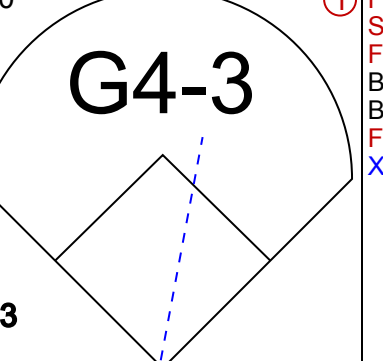
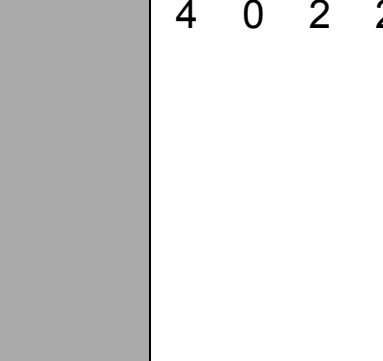
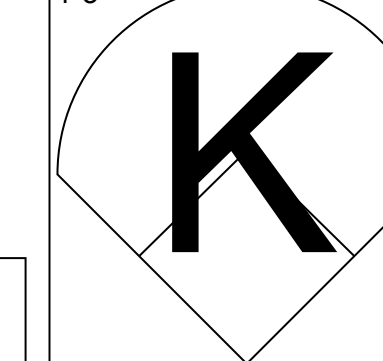
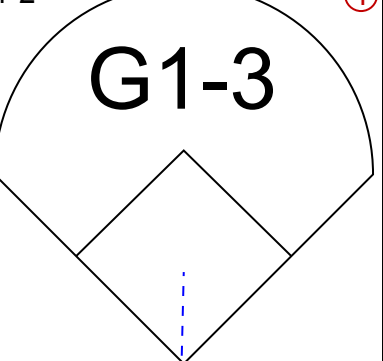
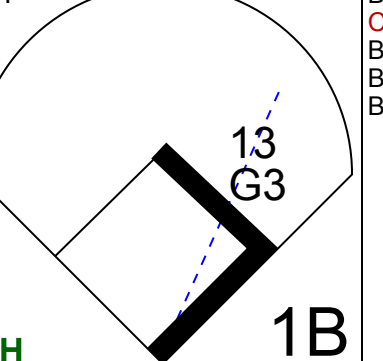
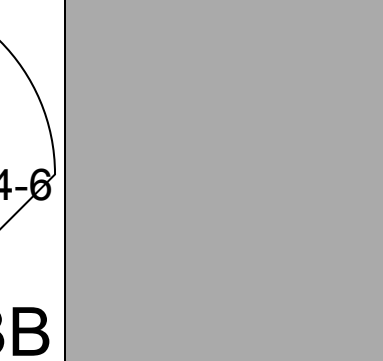


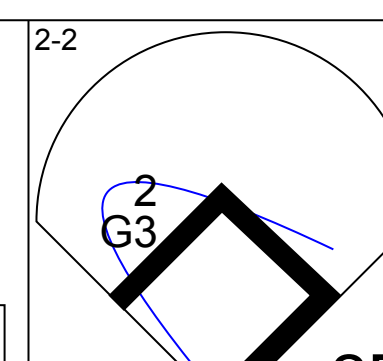
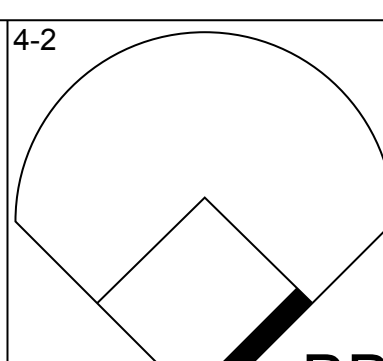
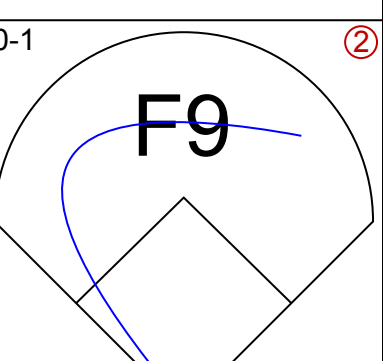
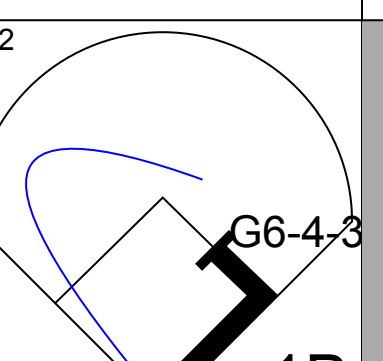
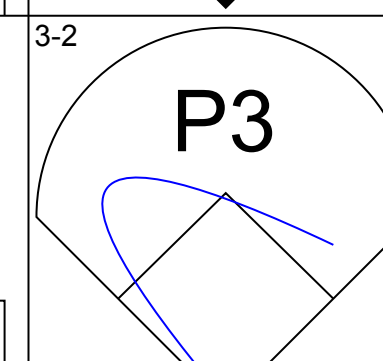
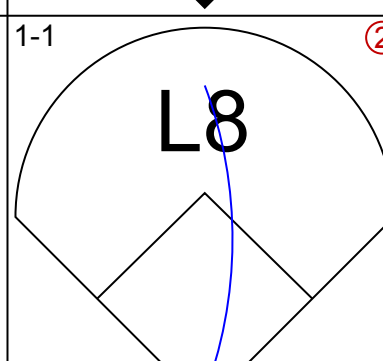
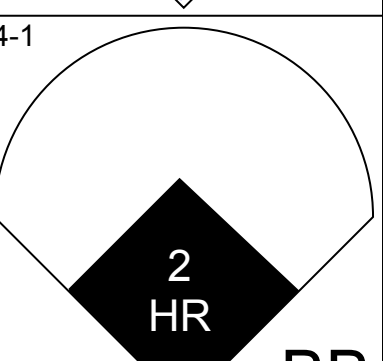
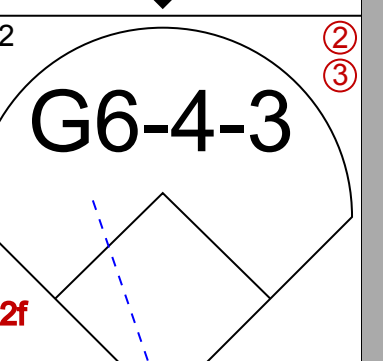

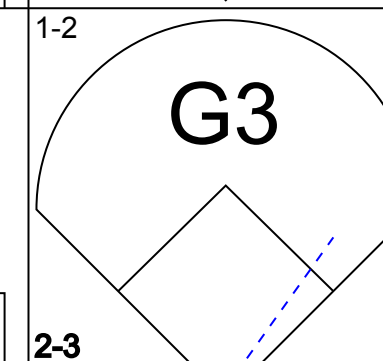
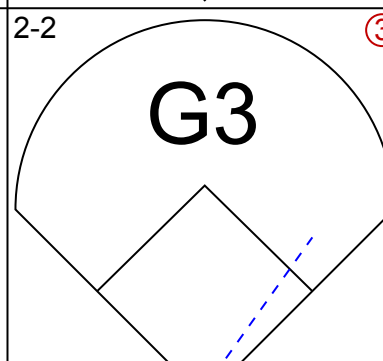
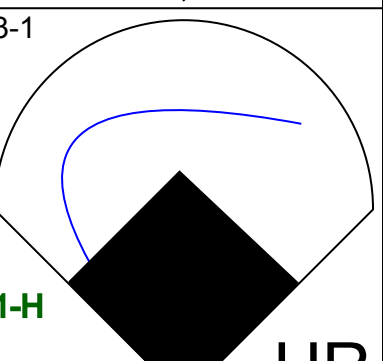
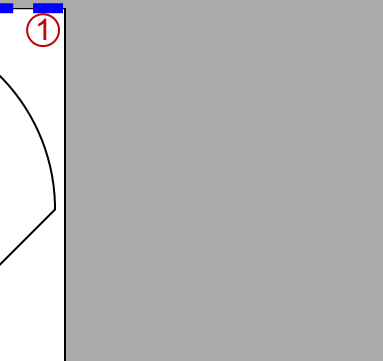
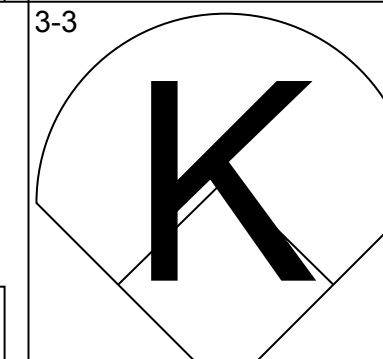
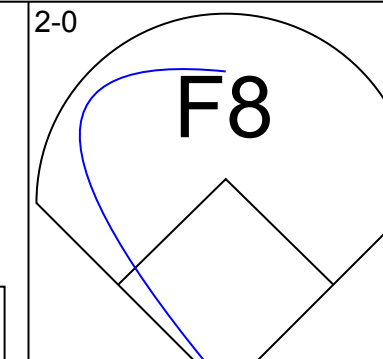

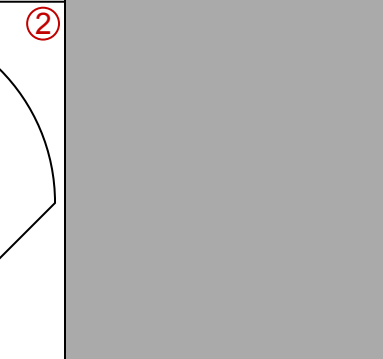
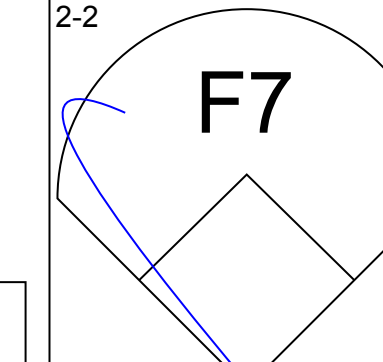
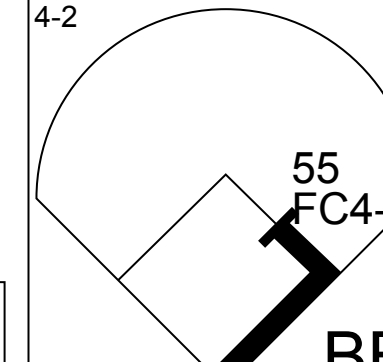

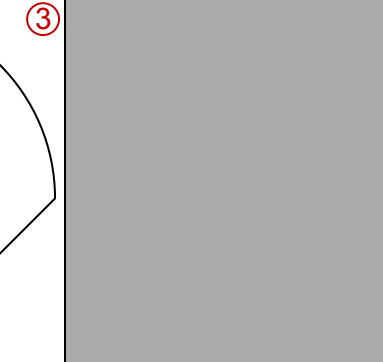
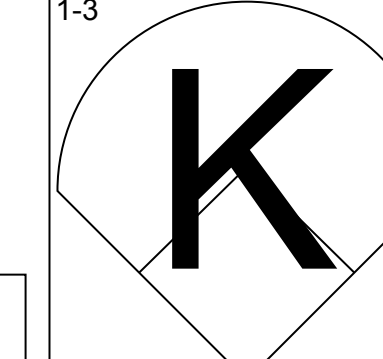
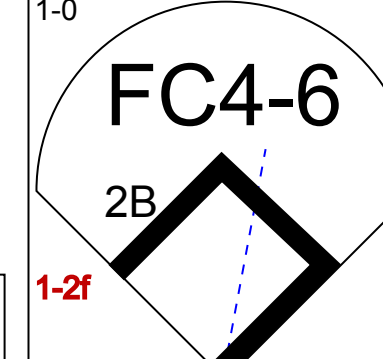
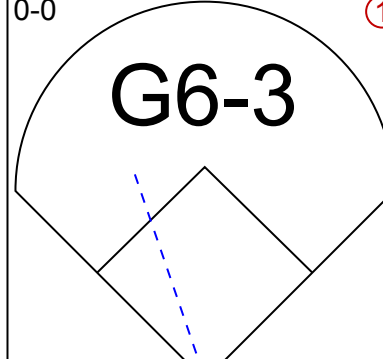
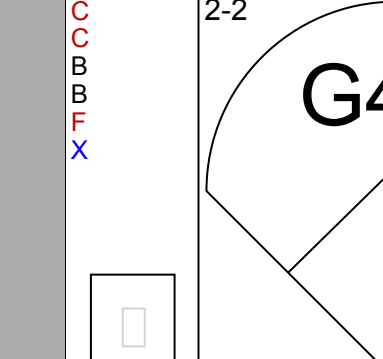
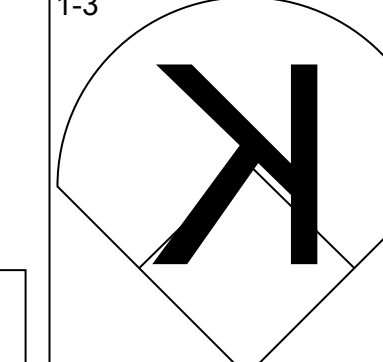
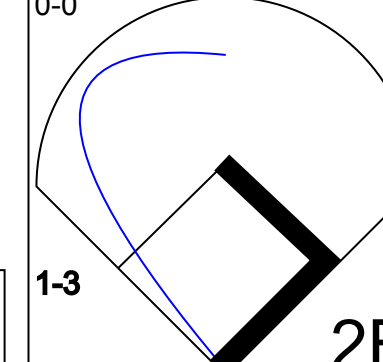
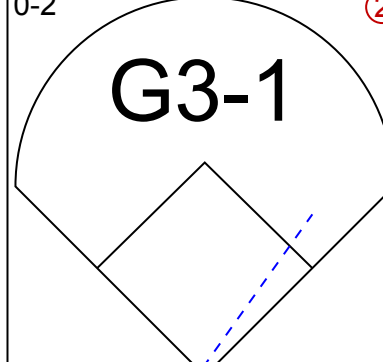
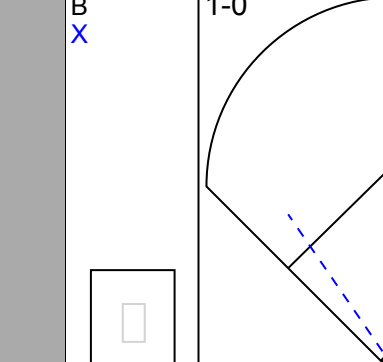
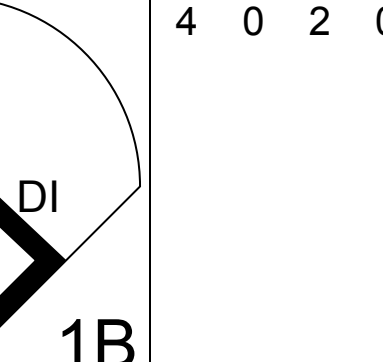
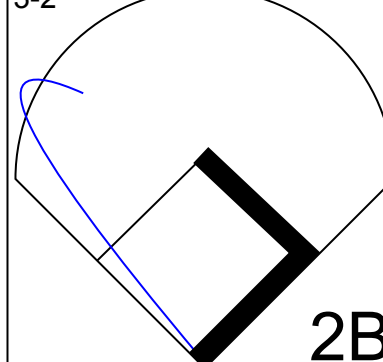
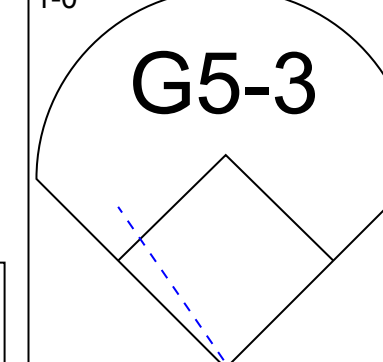
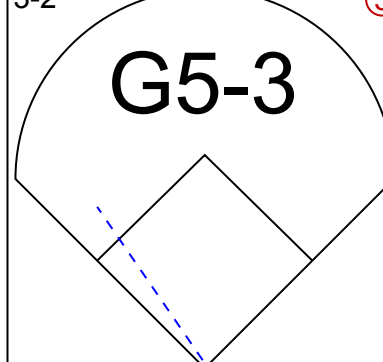
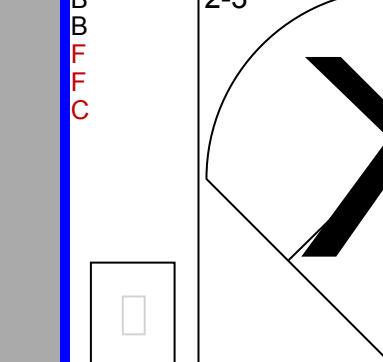
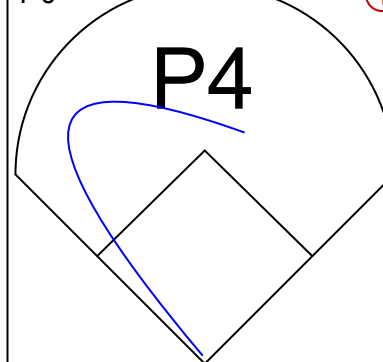
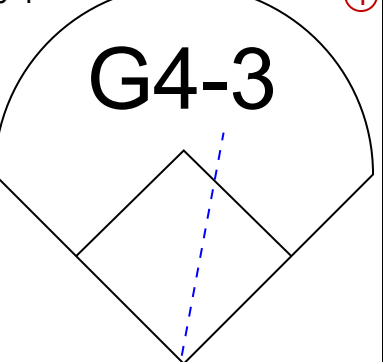
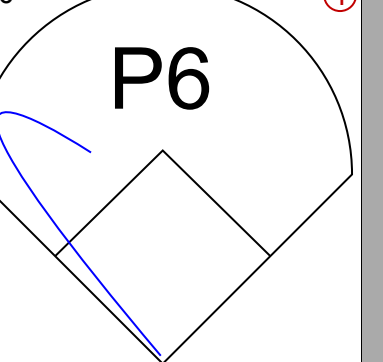
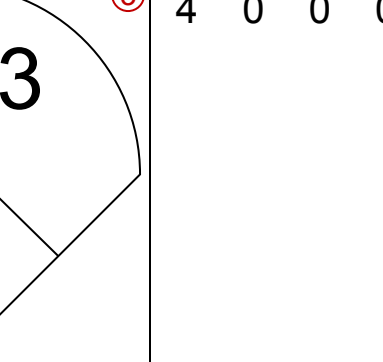
| Batter | 1 | 2 | 3 | 4 | 5 | 6 | 7 | 8 | 9 | AB | R | H | RBI | BB | SO | LOB | BOTTOM | | |
|--|-------------------------------|----------------------------------|------------------------------|----------------------------------|------------------------------|--|---------------------------------|----------------------------------|-------------------------------|----------------------------------|-------------------------------|----------------------------------|------------------------------|----------------------------------|------------------------------|---------------------------------|----------------------------------|------------------------------------|-----------------------------------|
| 2 Derek Jeter, R (1, 6) OBP: 0.396, SLG: 0.454 | 2-1 1B 20 SF8 | 2-2 FC6-4 BLK | | | 4-2 20 CS 25 BB BB | 4-2 1B BB | | | | 2 | 1 | 1 | 0 | 2 | 0 | 1 | | | |
| Bernie Williams, S (1, 8) OBP: 0.370, SLG: 0.420 | 3-1 25 1B 1B | 2-1 F8 | | | 1-1 L4 | 1-2 1B | | 1-2 2-H 1B | | 4 | 1 | 2 | 1 | 0 | 0 | 2 | | | |
| 25 Jason Giambi, L (1, 3) OBP: 0.416, SLG: 0.524 | 1-0 1B | | | 2-0 HR | 4-2 20 BB BB | 1-3 K | | | | 3 | 2 | 2 | 1 | 1 | 1 | 2 | | | |
| 20 Jorge Posada, S (1, 2) OBP: 0.404, SLG: 0.515 | 2-0 SF8 | | 1-1 F7 | | 4-2 2B BB | | 2-1 FC6-4 WP 1B | | | 2 | 1 | 1 | 1 | 1 | 0 | 0 | | | |
| Ruben Sierra, S (1, 10) OBP: 0.337, SLG: 0.421 | 1-2 1B | | 0-0 G3 | | 2-1 2B BB | | 1-2 FC6-4 55 G6-4-3 1B | | | 4 | 0 | 2 | 3 | 0 | 0 | 1 | | | |
| 55 Hideki Matsui, L (1, 7) OBP: 0.351, SLG: 0.444 | 2-3 K | | 1-0 P4 | | 2-3 K | | 3-2 G6-4-3 | | | 4 | 0 | 0 | 0 | 0 | 2 | 4 | | | |
| Aaron Boone, R (1, 5) OBP: 0.325, SLG: 0.442 | 1-2 G6-3 | | | 3-2 G5-3 | | 4-2 1B BB | | 1-3 K | | 3 | 0 | 0 | 0 | 1 | 1 | 2 | | | |
| Juan Rivera, R (1, 9) OBP: 0.275, SLG: 0.360 | | 3-2 G6-3 | | 3-2 G5-3 | | 1 SAFE 1 SAFE 3-2 1B FC6-4 1B | | 0-0 F9 | | 4 | 0 | 1 | 0 | 0 | 0 | 0 | | | |
| Enrique Wilson, S (1, 4) OBP: 0.266, SLG: 0.345 | | 0-0 2 FC6-4 2B | | 0-0 P4 | | 2-2 FC6-4 2 BB 1B | | 1-0 L9 | | 4 | 1 | 1 | 0 | 0 | 0 | 1 | | | |
| Inning Stats | R: 2 E: 0 K: 1 S: 16 | H: 4 LOB: 2 BB: 0 P: 28 | R: 0 E: 0 K: 0 S: 9 | H: 1 LOB: 0 BB: 0 P: 16 | R: 1 E: 0 K: 0 S: 5 | H: 1 LOB: 0 BB: 0 P: 9 | R: 0 E: 0 K: 0 S: 7 | H: 0 LOB: 0 BB: 0 P: 13 | R: 2 E: 0 K: 1 S: 16 | H: 1 LOB: 1 BB: 3 P: 33 | R: 1 E: 0 K: 0 S: 16 | H: 2 LOB: 2 BB: 2 P: 31 | R: 0 E: 0 K: 0 S: 8 | H: 1 LOB: 0 BB: 0 P: 14 | R: 0 E: 0 K: 1 S: 5 | H: 0 LOB: 0 BB: 0 P: 7 | 1B: 7 2B: 2 3B: 0 HR: 1 | SF: 1 SAC: 0 DP: 1 HBP: 0 | WP: 1 PA: 36 SB: 0 CS: 1 |
| PITCHER | IP | WLS | BF | H | R | ER | SO | BB | IBB | HBP | BLK | WP | HR | S | P | ERA | WHIP | | |
| Carlos Reyes, R (1, 1) ERA: 5.51 | 4.2 | L | 22 | 6 | 5 | 5 | 1 | 3 | 0 | 0 | 0 | 1 | 0 | 46 | 88 | 9.64 | 1.929 | | |
| Jon Switzer, L (5, 1) ERA: 6.14 | 3.1 | | 14 | 4 | 1 | 1 | 3 | 2 | 0 | 0 | 0 | 1 | 0 | 36 | 63 | 2.70 | 1.800 | | |

Tampa Bay Devil Rays @ New York Yankees
Yankee Stadium, Bronx, NY
Sat Sep 13 2003, 7:05 PM EDT
Att: 19,599 - Cloudy - 69 F

| | |
|-----|----|
| AB | 30 |
| R | 6 |
| H | 10 |
| RBI | 6 |
| BB | 5 |
| SO | 4 |
| LOB | 13 |



| Batter | 1 | 2 | 3 | 4 | 5 | 6 | 7 | 8 | 9 | AB | R | H | RBI | BB | SO | LOB | TOP | | | | | |
|---|---|---|---|--|--|---|---|---|--|----------------------------------|--------------------------------------|----------------------------------|---------------------------------------|----------------------------------|---------------------------------------|----------------------------------|--|---------------------------------------|----------------------------------|----------------------------------|------------------------------------|-------------------------|
| 13 Carl Crawford, L OBP: 0.314, SLG: 0.368 |  | |  | |  | |  |  | | 5 | 0 | 0 | 0 | 0 | 2 | 3 | <p>Tampa Bay Devil Rays @ New York Yankees</p> <p>Yankee Stadium, Bronx, NY</p> <p>Sun Sep 14 2003, 1:05 PM EDT</p> <p>Att: 40,861 - Overcast - 77 F</p> <p>livebaseballscorecards.com</p> | | | | | |
| 5 Rocco Baldelli, R OBP: 0.329, SLG: 0.421 |  | |  | |  | |  | |  | 5 | 1 | 3 | 1 | 0 | 0 | 1 | | | | | | |
| Aubrey Huff, L OBP: 0.369, SLG: 0.551 |  | |  | |  | | |  |  | 4 | 0 | 1 | 0 | 1 | 1 | 1 | | | | | | |
| Travis Lee, L OBP: 0.349, SLG: 0.463 |  | |  | | |  | |  |  | 5 | 0 | 0 | 0 | 0 | 1 | 4 | | | | | | |
| Al Martin, L OBP: 0.297, SLG: 0.355 31 Jonny Gomes, R OBP: 0.250, SLG: 0.375 |  | | |  | |  | |  |  | 3 | 0 | 0 | 0 | 0 | 2 | 2 | | | | | | |
| Damian Rolls, R OBP: 0.299, SLG: 0.383 | |  | |  | |  | |  | | 3 | 1 | 0 | 0 | 1 | 1 | 0 | | | | | | |
| Marlon Anderson, L OBP: 0.336, SLG: 0.382 |  | | |  | | |  |  |  | 3 | 2 | 2 | 1 | 1 | 1 | 0 | | | | | | |
| Toby Hall, R OBP: 0.304, SLG: 0.390 |  | | |  | | |  | |  | 4 | 0 | 2 | 2 | 0 | 0 | 2 | | | | | | |
| Julio Lugo, R OBP: 0.327, SLG: 0.391 |  | | | |  | |  |  | | 3 | 0 | 1 | 1 | 1 | 1 | 1 | | | | | | |
| Inning Stats | R: 0 H: 1 E: 0 K: 2 S: 12 | H: 1 LOB: 2 BB: 1 P: 21 | R: 0 H: 1 E: 0 K: 2 S: 11 | H: 1 LOB: 1 BB: 0 P: 16 | R: 0 H: 0 E: 1 K: 1 S: 10 | H: 0 LOB: 1 BB: 0 P: 13 | R: 0 H: 0 E: 0 K: 0 S: 9 | H: 0 LOB: 1 BB: 1 P: 17 | R: 1 H: 1 E: 0 K: 1 S: 10 | H: 1 LOB: 0 BB: 0 P: 15 | R: 0 H: 0 E: 0 K: 2 S: 9 | H: 0 LOB: 0 BB: 0 P: 12 | R: 1 H: 2 E: 0 K: 0 S: 11 | H: 1 LOB: 1 BB: 0 P: 16 | R: 3 H: 2 E: 1 K: 1 S: 16 | H: 2 LOB: 2 BB: 2 P: 30 | | R: 0 H: 2 E: 0 K: 0 S: 10 | H: 2 LOB: 1 BB: 0 P: 13 | 1B: 6 2B: 2 3B: 0 HR: 1 | SF: 0 SAC: 0 DP: 0 HBP: 0 | WP: 0 PB: 0 CS: 2 |
| PITCHER | IP | WLS | BF | H | R | ER | SO | BB | IBB | HBP | BLK | WP | HR | S | P | ERA | WHIP | | | | | |
| Jose Contreras, R ERA: 4.17 | (1, 1) | 7.0 | 29 | 5 | 2 | 2 | 8 | 2 | 0 | 0 | 0 | 0 | 1 | 72 | 110 | 2.57 | 1.000 | | | | | |
| Felix Heredia, L ERA: 2.95 | (8, 1) | 0.2 | L 5 | 1 | 3 | 0 | 1 | 1 | 0 | 0 | 0 | 0 | 0 | 8 | 15 | 0.00 | 3.000 | | | | | |
| Antonio Osuna, R ERA: 4.02 | (8, 1) | 1.1 | 7 | 3 | 0 | 0 | 0 | 1 | 0 | 0 | 0 | 0 | 0 | 18 | 28 | 0.00 | 3.000 | | | | | |

| Batter | 1 | 2 | 3 | 4 | 5 | 6 | 7 | 8 | 9 | AB | R | H | RBI | BB | SO | LOB | BOTTOM | | | | | |
|--|---|---|---|---|--|---|---|---|---|----------------------------------|--------------------------------------|----------------------------------|---------------------------------------|----------------------------------|--------------------------------------|---------------------------------|--|--------------------------------------|----------------------------------|----------------------------------|------------------------------------|-------------------------|
| Alfonso Soriano, R OBP: 0.332, SLG: 0.490 |  | |  | |  | |  | | | 3 | 0 | 2 | 0 | 1 | 0 | 0 | <p>Tampa Bay Devil Rays @ New York Yankees</p> <p>Yankee Stadium, Bronx, NY</p> <p>Sun Sep 14 2003, 1:05 PM EDT</p> <p>Att: 40,861 - Overcast - 77 F</p> <p>livebaseballscorecards.com</p> | | | | | |
| Nick Johnson, L OBP: 0.445, SLG: 0.513 |  | |  | |  | |  | |  | 3 | 1 | 0 | 0 | 1 | 0 | 4 | | | | | | |
| 2 Derek Jeter, R OBP: 0.395, SLG: 0.459 |  | |  | |  | | |  | | 4 | 1 | 1 | 2 | 0 | 0 | 3 | | | | | | |
| 25 Jason Giambi, L OBP: 0.415, SLG: 0.521 |  | | |  | |  | |  | | 3 | 0 | 0 | 0 | 1 | 1 | 1 | | | | | | |
| Bernie Williams, S OBP: 0.369, SLG: 0.417 | |  | |  | |  | |  | | 3 | 0 | 0 | 0 | 1 | 0 | 1 | | | | | | |
| 55 Hideki Matsui, L OBP: 0.348, SLG: 0.441 |  | | |  | |  | |  | | 4 | 0 | 0 | 0 | 0 | 1 | 1 | | | | | | |
| Ruben Sierra, S OBP: 0.339, SLG: 0.426 |  | | |  | |  | |  |  | 4 | 0 | 2 | 0 | 0 | 1 | 0 | | | | | | |
| John Flaherty, R OBP: 0.282, SLG: 0.454 20 Jorge Posada, S OBP: 0.403, SLG: 0.514 | | |  |  | |  | |  | | 3 | 0 | 1 | 0 | 0 | 0 | 2 | | | | | | |
| Enrique Wilson, S OBP: 0.258, SLG: 0.333 | |  | | |  | |  | |  | 4 | 0 | 0 | 0 | 0 | 0 | 2 | | | | | | |
| Inning Stats | R: 0 H: 1 E: 0 K: 1 S: 16 | H: 0 LOB: 0 BB: 0 P: 25 | R: 0 H: 0 E: 0 K: 2 S: 9 | H: 0 LOB: 0 BB: 0 P: 13 | R: 0 H: 1 E: 0 K: 0 S: 15 | H: 1 LOB: 2 BB: 1 P: 26 | R: 0 H: 1 E: 0 K: 0 S: 7 | H: 1 LOB: 2 BB: 1 P: 15 | R: 2 H: 1 E: 0 K: 0 S: 13 | H: 1 LOB: 1 BB: 2 P: 26 | R: 0 H: 0 E: 0 K: 0 S: 8 | H: 0 LOB: 0 BB: 0 P: 11 | R: 0 H: 1 E: 0 K: 0 S: 10 | H: 1 LOB: 0 BB: 0 P: 14 | R: 0 H: 0 E: 0 K: 0 S: 6 | H: 0 LOB: 0 BB: 0 P: 7 | | R: 0 H: 1 E: 0 K: 1 S: 9 | H: 1 LOB: 1 BB: 0 P: 15 | 1B: 2 2B: 3 3B: 0 HR: 1 | SF: 0 SAC: 0 DP: 1 HBP: 0 | WP: 0 PB: 0 CS: 0 |
| PITCHER | IP | WLS | BF | H | R | ER | SO | BB | IBB | HBP | BLK | WP | HR | S | P | ERA | WHIP | | | | | |
| Doug Waechter, R ERA: 2.42 | (1, 1) | 5.0 | 23 | 4 | 2 | 2 | 3 | 4 | 0 | 0 | 0 | 0 | 0 | 60 | 105 | 3.60 | 1.600 | | | | | |
| Travis Harper, R ERA: 3.36 | (6, 1) | 2.0 | W 6 | 1 | 0 | 0 | 0 | 0 | 0 | 0 | 0 | 0 | 0 | 18 | 25 | 0.00 | 0.500 | | | | | |
| Lance Carter, R ERA: 4.3 | (8, 1) | 2.0 | S 7 | 1 | 0 | 0 | 1 | 0 | 0 | 0 | 0 | 0 | 0 | 15 | 22 | 0.00 | 0.500 | | | | | |

| Batter | 1 | 2 | 3 | 4 | 5 | 6 | 7 | 8 | 9 | AB | R | H | RBI | BB | SO | LOB | TOP | | | | | | | |
|---|-------------------------------|----------------------------------|------------------------------|----------------------------------|-------------------------------|----------------------------------|------------------------------|---------------------------------|-------------------------------|----------------------------------|-------------------------------|----------------------------------|------------------------------|----------------------------------|------------------------------|----------------------------------|--|-------------------------------|----------------------------------|----------------------------------|------------------------------------|----------------------------------|--------|--|
| 13 Carl Crawford, L OBP: 0.312, SLG: 0.366 | G1-3 | | G1-3 | | | G3 | | FC6 | | 4 | 0 | 0 | 0 | 0 | 0 | 1 | Tampa Bay Devil Rays @ Boston Red Sox Fenway Park, Boston, MA Mon Sep 15 2003, 7:05 PM EDT Att: 33,389 - Cloudy - 69 F | | | | | | | |
| 5 Rocco Baldelli, R OBP: 0.330, SLG: 0.422 | FC6-4 BB | | | | K | HR | | K | | 3 | 1 | 1 | 0 | 1 | 2 | 1 | | | | | | | | |
| Aubrey Huff, L OBP: 0.368, SLG: 0.554 | FC6-4 | | | | G4-3 | | | G4-3 | | 4 | 1 | 1 | 2 | 0 | 0 | 2 | | | | | | | | |
| Travis Lee, L OBP: 0.347, SLG: 0.459 | G3 | | | | G3 | | | G3 | | 4 | 0 | 0 | 0 | 0 | 0 | 1 | | | | | | | | |
| Al Martin, L OBP: 0.297, SLG: 0.352 31 Jonny Gomes, R OBP: 0.333, SLG: 0.375 | | G3 | | | | K | | | | 2 | 0 | 0 | 0 | 1 | 1 | 0 | | | | | | | | |
| Damian Rolis, R OBP: 0.296, SLG: 0.378 | | | | | | K | | | | 0 | 0 | 0 | 0 | 0 | 0 | 0 | | | | | | | | |
| Marlon Anderson, L Adam Platt, R | | | | | | | | | | 4 | 0 | 0 | 0 | 0 | 2 | 2 | | | | | | | | |
| Toby Hall, R OBP: 0.302, SLG: 0.388 | | | | | | | | | | 3 | 0 | 1 | 0 | 0 | 0 | 1 | | | | | | | | |
| Julio Lugo, R OBP: 0.327, SLG: 0.390 | | | | | | | | | | 1 | 0 | 0 | 0 | 0 | 1 | 1 | | | | | | | | |
| Inning Stats | R: 0 E: 0 K: 0 S: 12 | H: 0 LOB: 1 BB: 1 P: 20 | R: 0 E: 0 K: 1 S: 8 | H: 0 LOB: 0 BB: 0 P: 11 | R: 0 E: 0 K: 1 S: 11 | H: 0 LOB: 0 BB: 0 P: 15 | R: 0 E: 0 K: 1 S: 5 | H: 0 LOB: 0 BB: 0 P: 9 | R: 0 E: 0 K: 2 S: 10 | H: 1 LOB: 1 BB: 0 P: 14 | R: 2 E: 0 K: 0 S: 14 | H: 2 LOB: 0 BB: 0 P: 22 | R: 0 E: 0 K: 0 S: 7 | H: 0 LOB: 1 BB: 1 P: 16 | R: 0 E: 0 K: 1 S: 9 | H: 1 LOB: 1 BB: 0 P: 11 | | R: 0 E: 0 K: 1 S: 11 | H: 0 LOB: 1 BB: 0 P: 15 | 1B: 2 2B: 1 3B: 0 HR: 1 | SF: 0 SAC: 0 DP: 0 HBP: 1 | WP: 0 PB: 0 SB: 1 CS: 0 | PA: 34 | |
| PITCHER | IP | WLS | BF | H | R | ER | SO | BB | IBB | HBP | BLK | WP | HR | S | P | ERA | WHIP | | | | | | | |
| Derek Lowe, R ERA: 4.52 | (1, 1) | 8.0 | W | 30 | 4 | 2 | 2 | 6 | 2 | 0 | 0 | 0 | 0 | 1 | 76 | 118 | 2.25 | 0.750 | | | | | | |
| Scott Sauerbeck, L ERA: 4.61 | (9, 1) | 1.0 | | 4 | 0 | 0 | 0 | 1 | 0 | 0 | 1 | 0 | 0 | 0 | 11 | 15 | 0.00 | 0.000 | | | | | | |

| Batter | 1 | 2 | 3 | 4 | 5 | 6 | 7 | 8 | 9 | AB | R | H | RBI | BB | SO | LOB | BOTTOM | | | | | | | |
|---|------------------------------|----------------------------------|-------------------------------|----------------------------------|-------------------------------|----------------------------------|------------------------------|----------------------------------|------------------------------|----------------------------------|-------------------------------|----------------------------------|------------------------------|---------------------------------|------------------------------|----------------------------------|--|------------------------------|----------------------------------|----------------------------------|------------------------------------|----------------------------------|--------|--|
| 18 Johnny Damon, L OBP: 0.350, SLG: 0.414 | G6-3 | | K | | | F8 | | SF8 | | 4 | 0 | 1 | 2 | 0 | 1 | 2 | Tampa Bay Devil Rays @ Boston Red Sox Fenway Park, Boston, MA Mon Sep 15 2003, 7:05 PM EDT Att: 33,389 - Cloudy - 69 F | | | | | | | |
| Todd Walker, L OBP: 0.332, SLG: 0.415 | 1B | | | | | G4-6-3 | | | | 2 | 0 | 1 | 0 | 3 | 0 | 2 | | | | | | | | |
| Nomar Garciaparra, R OBP: 0.349, SLG: 0.529 | | | G6-3 | | | F7 | | F7 | | 5 | 0 | 1 | 0 | 0 | 0 | 4 | | | | | | | | |
| Manny Ramirez, R OBP: 0.428, SLG: 0.587 Adrian Brown, S | G5-4-3 | | | | | | | F7 | | 5 | 3 | 3 | 1 | 0 | 0 | 4 | | | | | | | | |
| 34 David Ortiz, L OBP: 0.368, SLG: 0.588 | | | | | | | | | | 0 | 0 | 0 | 0 | 0 | 0 | 0 | | | | | | | | |
| Kevin Millar, R OBP: 0.348, SLG: 0.467 | | | | | | | | | | 4 | 2 | 2 | 2 | 0 | 0 | 2 | | | | | | | | |
| Bill Mueller, S OBP: 0.402, SLG: 0.554 | | | | | | | | | | 3 | 0 | 1 | 1 | 1 | 0 | 0 | | | | | | | | |
| Jason Varitek, S OBP: 0.358, SLG: 0.525 | | | | | | | | | | 4 | 2 | 2 | 0 | 0 | 1 | 2 | | | | | | | | |
| Gabe Kapler, R OBP: 0.330, SLG: 0.378 | | | | | | | | | | 3 | 1 | 2 | 0 | 1 | 1 | 0 | | | | | | | | |
| Inning Stats | R: 0 E: 0 K: 0 S: 6 | H: 2 LOB: 1 BB: 0 P: 10 | R: 1 E: 0 K: 2 S: 18 | H: 1 LOB: 0 BB: 0 P: 24 | R: 0 E: 0 K: 1 S: 10 | H: 0 LOB: 1 BB: 1 P: 19 | R: 2 E: 0 K: 0 S: 8 | H: 2 LOB: 2 BB: 2 P: 24 | R: 1 E: 0 K: 1 S: 6 | H: 2 LOB: 2 BB: 1 P: 12 | R: 1 E: 0 K: 0 S: 23 | H: 3 LOB: 0 BB: 0 P: 31 | R: 1 E: 0 K: 0 S: 4 | H: 1 LOB: 0 BB: 0 P: 7 | R: 2 E: 0 K: 0 S: 9 | H: 3 LOB: 2 BB: 1 P: 18 | | R: 0 E: 0 K: 0 S: 9 | H: 0 LOB: 1 BB: 0 P: 18 | 1B: 7 2B: 5 3B: 0 HR: 2 | SF: 1 SAC: 0 DP: 2 HBP: 0 | WP: 0 PB: 0 SB: 0 CS: 0 | PA: 40 | |
| PITCHER | IP | WLS | BF | H | R | ER | SO | BB | IBB | HBP | BLK | WP | HR | S | P | ERA | WHIP | | | | | | | |
| Jorge Sosa, R ERA: 4.49 | (1, 1) | 5.1 | L | 27 | 9 | 5 | 5 | 4 | 3 | 1 | 0 | 0 | 0 | 0 | 66 | 114 | 8.44 | 2.250 | | | | | | |
| Mark Mataska, L ERA: 3.21 | (6, 1) | 0.2 | | 2 | 1 | 0 | 0 | 0 | 0 | 0 | 0 | 0 | 0 | 5 | 6 | 0.00 | 1.500 | | | | | | | |
| Chad Gaudin, R ERA: 4.15 | (7, 1) | 2.0 | | 11 | 4 | 3 | 3 | 0 | 1 | 0 | 0 | 0 | 0 | 1 | 13 | 25 | 13.50 | 2.500 | | | | | | |

| Batter | 1 | 2 | 3 | 4 | 5 | 6 | 7 | 8 | 9 | AB | R | H | RBI | BB | SO | LOB | TOP | | | | | |
|---|---|----------------------------------|------------------------------|----------------------------------|------------------------------|---------------------------------|-------------------------------|----------------------------------|------------------------------|----------------------------------|-------------------------------|----------------------------------|------------------------------|---------------------------------|-------------------------------|----------------------------------|--|----------------------------------|----------------------------------|------------------------------------|----------------------------------|--------|
| 13 Carl Crawford, L (1, 10) OBP: 0.310, SLG: 0.363 | | | | | | | | | | 4 | 0 | 0 | 0 | 0 | 2 | 2 | Tampa Bay Devil Rays @ Boston Red Sox Fenway Park, Boston, MA Tue Sep 16 2003, 7:05 PM EDT Att: 33,618 - Cloudy - 76 F | | | | | |
| 5 Rocco Baldelli, R (1, 8) OBP: 0.328, SLG: 0.420 | | | | | | | | | | 4 | 0 | 0 | 0 | 0 | 0 | 2 | | | | | | |
| Aubrey Huff, L (1, 9) OBP: 0.368, SLG: 0.555 | | | | | | | | | | 4 | 0 | 1 | 0 | 0 | 0 | 0 | | | | | | |
| Travis Lee, L (1, 3) OBP: 0.345, SLG: 0.455 | | | | | | | | | | 4 | 0 | 0 | 0 | 0 | 1 | 1 | | | | | | |
| Marlon Anderson, L (1, 4) OBP: 0.335, SLG: 0.381 | | | | | | | | | | 4 | 1 | 1 | 0 | 0 | 0 | 1 | | | | | | |
| Damian Rolis, R (1, 7) OBP: 0.296, SLG: 0.376 | | | | | | | | | | 2 | 0 | 0 | 0 | 0 | 1 | 1 | | | | | | |
| Pete Laforest, L (9, PH) OBP: 0.185, SLG: 0.200 | | | | | | | | | | 1 | 0 | 1 | 1 | 0 | 0 | 0 | | | | | | |
| Antonio Perez, R (9, PR) OBP: 0.340, SLG: 0.366 | | | | | | | | | | 0 | 0 | 0 | 0 | 0 | 0 | 0 | | | | | | |
| Julio Lugo, R (1, 6) OBP: 0.327, SLG: 0.388 | | | | | | | | | | 3 | 1 | 0 | 0 | 1 | 1 | 2 | | | | | | |
| Toby Hall, R (1, 2) OBP: 0.305, SLG: 0.392 | | | | | | | | | | 3 | 0 | 2 | 0 | 0 | 0 | 1 | | | | | | |
| 1B Jared Sandberg, R (1, 5) OBP: 0.305, SLG: 0.456 | | | | | | | | | | 2 | 0 | 0 | 0 | 0 | 1 | 1 | | | | | | |
| Al Martin, L (8, PH) OBP: 0.300, SLG: 0.355 | | | | | | | | | | 1 | 0 | 1 | 1 | 0 | 0 | 0 | | | | | | |
| Terry Shumpert, R (8, 5) OBP: 0.293, SLG: 0.388 | | | | | | | | | | 0 | 0 | 0 | 0 | 0 | 0 | 0 | | | | | | |
| Inning Stats | R: 0 E: 0 K: 1 S: 8 | H: 0 LOB: 0 BB: 0 P: 13 | R: 0 E: 0 K: 0 S: 9 | H: 0 LOB: 1 BB: 0 P: 12 | R: 0 E: 0 K: 1 S: 6 | H: 1 LOB: 0 BB: 0 P: 8 | R: 0 E: 0 K: 1 S: 13 | H: 0 LOB: 0 BB: 0 P: 19 | R: 0 E: 0 K: 1 S: 9 | H: 0 LOB: 0 BB: 0 P: 13 | R: 0 E: 0 K: 1 S: 10 | H: 1 LOB: 1 BB: 0 P: 15 | R: 0 E: 0 K: 1 S: 6 | H: 1 LOB: 1 BB: 0 P: 7 | R: 1 E: 0 K: 1 S: 10 | H: 1 LOB: 1 BB: 1 P: 17 | R: 1 E: 0 K: 0 S: 14 | H: 2 LOB: 2 BB: 0 P: 18 | 1B: 4 2B: 1 3B: 1 HR: 0 | SF: 0 SAC: 0 DP: 0 HBP: 1 | WP: 0 PB: 0 SB: 1 CS: 0 | PA: 34 |
| PITCHER Pedro Martinez, R (1, 1) ERA: 2.34 | IP: 9.0 WLS: W BF: 34 H: 6 R: 2 ER: 2 SO: 6 BB: 1 IBB: 0 HBP: 1 BLK: 0 WP: 0 HR: 0 S: 85 P: 122 ERA: 2.00 WHIP: 0.778 | | | | | | | | | | | | | | | | | | | | | |



| Batter | 1 | 2 | 3 | 4 | 5 | 6 | 7 | 8 | 9 | AB | R | H | RBI | BB | SO | LOB | BOTTOM | | | |
|--|---|----------------------------------|-------------------------------|----------------------------------|-------------------------------|----------------------------------|------------------------------|----------------------------------|-------------------------------|----------------------------------|-------------------------------|----------------------------------|------------------------------|----------------------------------|-------------------------------|----------------------------------|--|------------------------------------|----------------------------------|--------|
| 18 Johnny Damon, L (1, 8) OBP: 0.348, SLG: 0.411 | | | | | | | | | | 4 | 0 | 0 | 0 | 0 | 0 | 2 | Tampa Bay Devil Rays @ Boston Red Sox Fenway Park, Boston, MA Tue Sep 16 2003, 7:05 PM EDT Att: 33,618 - Cloudy - 76 F | | | |
| Nomar Garciaparra, R (1, 6) OBP: 0.351, SLG: 0.531 | | | | | | | | | | 2 | 1 | 1 | 0 | 2 | 0 | 0 | | | | |
| Todd Walker, L (1, 4) OBP: 0.331, SLG: 0.414 | | | | | | | | | | 4 | 0 | 1 | 1 | 0 | 1 | 2 | | | | |
| Damian Jackson, R (9, 4) OBP: 0.285, SLG: 0.309 | | | | | | | | | | 0 | 0 | 0 | 0 | 0 | 0 | 0 | | | | |
| Manny Ramirez, R (1, 7) OBP: 0.427, SLG: 0.583 | | | | | | | | | | 3 | 0 | 0 | 0 | 1 | 0 | 2 | | | | |
| Adrian Brown, S (8, PR) (9, 7) | | | | | | | | | | 0 | 1 | 0 | 0 | 0 | 0 | 0 | | | | |
| 34 David Ortiz, L (1, 10) OBP: 0.367, SLG: 0.585 | | | | | | | | | | 4 | 0 | 1 | 1 | 0 | 1 | 0 | | | | |
| Bill Mueller, S (1, 5) OBP: 0.402, SLG: 0.554 | | | | | | | | | | 2 | 0 | 1 | 1 | 1 | 1 | 0 | | | | |
| Jason Varitek, S (1, 2) OBP: 0.355, SLG: 0.520 | | | | | | | | | | 4 | 0 | 0 | 0 | 0 | 1 | 4 | | | | |
| Andy Abad, L (1, 3) OBP: 0.335, SLG: 0.380 | | | | | | | | | | 3 | 0 | 0 | 0 | 0 | 0 | 1 | | | | |
| Gabe Kapler, R (1, 9) OBP: 0.335, SLG: 0.380 | | | | | | | | | | 2 | 1 | 1 | 0 | 1 | 0 | 0 | | | | |
| Inning Stats | R: 0 E: 0 K: 0 S: 14 | H: 0 LOB: 0 BB: 0 P: 21 | R: 0 E: 0 K: 1 S: 11 | H: 1 LOB: 0 BB: 0 P: 16 | R: 1 E: 0 K: 0 S: 16 | H: 2 LOB: 2 BB: 1 P: 26 | R: 0 E: 0 K: 1 S: 7 | H: 0 LOB: 1 BB: 1 P: 12 | R: 0 E: 0 K: 1 S: 17 | H: 0 LOB: 1 BB: 1 P: 29 | R: 0 E: 0 K: 1 S: 12 | H: 0 LOB: 0 BB: 0 P: 18 | R: 0 E: 0 K: 0 S: 8 | H: 0 LOB: 1 BB: 1 P: 14 | R: 2 E: 0 K: 0 S: 11 | H: 2 LOB: 2 BB: 1 P: 19 | 1B: 4 2B: 1 3B: 0 HR: 0 | SF: 1 SAC: 0 DP: 0 HBP: 0 | WP: 0 PB: 0 SB: 0 CS: 0 | PA: 34 |
| PITCHER Geremi Gonzalez, R (1, 1) ERA: 3.81 | IP: 6.0 WLS: L BF: 24 H: 3 R: 1 ER: 2 SO: 4 BB: 1 IBB: 1 HBP: 0 BLK: 0 WP: 0 HR: 0 S: 77 P: 122 ERA: 1.50 WHIP: 1.000 | | | | | | | | | | | | | | | | | | | |
| Travis Harper, R (7, 1) ERA: 3.51 | 1.1 L 7 1 2 2 0 1 1 0 0 0 0 0 10 20 13.50 1.500 | | | | | | | | | | | | | | | | | | | |
| Joe Kennedy, L (8, 1) ERA: 6.36 | 0.2 3 1 0 0 0 0 0 0 0 0 0 0 9 13 0.00 1.500 | | | | | | | | | | | | | | | | | | | |



| Batter | 1 | 2 | 3 | 4 | 5 | 6 | 7 | 8 | 9 | AB | R | H | RBI | BB | SO | LOB | TOP | | | | | | | | |
|--|-------------------------------|----------------------------------|-------------------------------|----------------------------------|-------------------------------|----------------------------------|------------------------------|----------------------------------|-------------------------------|----------------------------------|-------------------------------|----------------------------------|-------------------------------|----------------------------------|-------------------------------|----------------------------------|--|------------------------------|----------------------------------|-----------------------------------|------------------------------------|-------------------------|--------|--|--|
| 13 Carl Crawford, L (1, 7) OBP: 0.312, SLG: 0.364 | | | | | | | | | | 5 | 0 | 2 | 0 | 0 | 1 | 3 | Tampa Bay Devil Rays @ Boston Red Sox Fenway Park, Boston, MA Wed Sep 17 2003, 7:05 PM EDT Att: 33,806 - Cloudy - 67 F | | | | | | | | |
| 5 Rocco Baldelli, R (1, 8) OBP: 0.303, SLG: 0.424 | | | | | | | | | | 5 | 2 | 2 | 1 | 1 | 0 | 4 | | | | | | | | | |
| Aubrey Huff, L (1, 9) OBP: 0.369, SLG: 0.554 | | | | | | | | | | 3 | 0 | 1 | 0 | 2 | 0 | 3 | | | | | | | | | |
| Travis Lee, L (1, 3) OBP: 0.345, SLG: 0.456 | | | | | | | | | | 4 | 2 | 1 | 0 | 1 | 2 | 6 | | | | | | | | | |
| Pete Laforest, L (1, 10) OBP: 0.200, SLG: 0.214 31 Jonny Gomes, R (6, PH) OBP: 0.333, SLG: 0.375 Al Martin, L (6, PH) OBP: 0.306, SLG: 0.361 | | | | | | | | | | 3 | 0 | 1 | 0 | 0 | 2 | 0 | | | | | | | | | |
| Julio Lugo, R (1, 6) OBP: 0.325, SLG: 0.385 | | | | | | | | | | 5 | 1 | 1 | 1 | 0 | 2 | 4 | | | | | | | | | |
| Marlon Anderson, L (1, 4) OBP: 0.338, SLG: 0.391 | | | | | | | | | | 4 | 1 | 3 | 1 | 0 | 0 | 2 | | | | | | | | | |
| Toby Hall, R (1, 2) OBP: 0.304, SLG: 0.390 | | | | | | | | | | 5 | 0 | 1 | 0 | 0 | 1 | 6 | | | | | | | | | |
| Damian Rolls, R (1, 5) OBP: 0.298, SLG: 0.378 | | | | | | | | | | 4 | 1 | 2 | 2 | 0 | 0 | 0 | | | | | | | | | |
| Inning Stats | R: 0 E: 0 K: 1 S: 13 | H: 2 LOB: 1 BB: 0 P: 20 | R: 1 E: 1 K: 2 S: 14 | H: 2 LOB: 2 BB: 0 P: 20 | R: 2 E: 0 K: 0 S: 10 | H: 3 LOB: 2 BB: 1 P: 19 | R: 0 E: 0 K: 1 S: 8 | H: 0 LOB: 2 BB: 2 P: 20 | R: 0 E: 0 K: 2 S: 15 | H: 1 LOB: 1 BB: 0 P: 20 | R: 2 E: 0 K: 1 S: 15 | H: 3 LOB: 2 BB: 1 P: 27 | R: 1 E: 1 K: 0 S: 11 | H: 3 LOB: 2 BB: 0 P: 12 | R: 1 E: 0 K: 2 S: 13 | H: 2 LOB: 1 BB: 0 P: 19 | | R: 0 E: 0 K: 0 S: 6 | H: 0 LOB: 0 BB: 0 P: 11 | 1B: 12 2B: 3 3B: 1 HR: 1 | SF: 2 SAC: 0 DP: 2 HBP: 1 | WP: 1 PB: 0 CS: 1 | PA: 47 | | |
| PITCHER | IP | WLS | BF | H | R | ER | SO | BB | IBB | HBP | BLK | WP | HR | S | P | ERA | | WHIP | | | | | | | |
| Jeff Suppan, R (1, 1) ERA: 4.13 | 5.1 | L | 29 | 10 | 5 | 4 | 5 | 3 | 0 | 0 | 0 | 1 | 1 | 66 | 109 | 6.75 | | 2.438 | | | | | | | |
| Scott Sauerbeck, L (6, 1) ERA: 4.59 | 0.1 | | 2 | 0 | 0 | 0 | 1 | 1 | 0 | 0 | 0 | 0 | 0 | 5 | 10 | 0.00 | 3.000 | | | | | | | | |
| 50 Mike Timlin, R (6, 1) ERA: 3.71 | 0.1 | | 2 | 1 | 0 | 0 | 0 | 0 | 0 | 0 | 0 | 0 | 0 | 4 | 7 | 0.00 | 3.000 | | | | | | | | |
| Brandon Lyon, R (7, 1) ERA: 3.98 | 0.1 | | 5 | 3 | 1 | 1 | 0 | 0 | 0 | 0 | 0 | 0 | 0 | 10 | 11 | 27.00 | 9.000 | | | | | | | | |
| Alan Embree, L (7, 1) ERA: 4.0 | 0.2 | | 1 | 0 | 0 | 0 | 0 | 0 | 0 | 0 | 0 | 0 | 0 | 1 | 1 | 0.00 | 0.000 | | | | | | | | |

| Batter | 1 | 2 | 3 | 4 | 5 | 6 | 7 | 8 | 9 | AB | R | H | RBI | BB | SO | LOB | BOTTOM | | | | | | | | |
|--|------------------------------|---------------------------------|-------------------------------|----------------------------------|-------------------------------|----------------------------------|-------------------------------|----------------------------------|-------------------------------|----------------------------------|------------------------------|----------------------------------|------------------------------|----------------------------------|-------------------------------|----------------------------------|--|-------------------------------|----------------------------------|----------------------------------|------------------------------------|-------------------------|--------|--|--|
| Adrian Brown, S (1, 8) OBP: 0.379, SLG: 0.379 | | | | | | | | | | 3 | 0 | 0 | 0 | 1 | 0 | 1 | Tampa Bay Devil Rays @ Boston Red Sox Fenway Park, Boston, MA Wed Sep 17 2003, 7:05 PM EDT Att: 33,806 - Cloudy - 67 F | | | | | | | | |
| Nomar Garciaparra, R (1, 6) OBP: 0.350, SLG: 0.527 | | | | | | | | | | 4 | 0 | 0 | 0 | 0 | 1 | 2 | | | | | | | | | |
| Todd Walker, L (1, 4) OBP: 0.333, SLG: 0.415 | | | | | | | | | | 3 | 0 | 1 | 0 | 2 | 0 | 0 | | | | | | | | | |
| Manny Ramirez, R (1, 7) OBP: 0.424, SLG: 0.578 | | | | | | | | | | 5 | 0 | 0 | 0 | 0 | 0 | 6 | | | | | | | | | |
| 34 David Ortiz, L (1, 10) OBP: 0.368, SLG: 0.582 | | | | | | | | | | 2 | 0 | 0 | 0 | 2 | 2 | 0 | | | | | | | | | |
| Bill Mueller, S (1, 5) OBP: 0.401, SLG: 0.551 | | | | | | | | | | 4 | 0 | 1 | 0 | 0 | 0 | 4 | | | | | | | | | |
| Jason Varitek, S (1, 2) OBP: 0.356, SLG: 0.519 | | | | | | | | | | 3 | 0 | 1 | 0 | 0 | 0 | 1 | | | | | | | | | |
| Andy Abad, L (1, 3) OBP: 0.083, SLG: 0.083 | | | | | | | | | | 4 | 0 | 1 | 0 | 0 | 2 | 4 | | | | | | | | | |
| Gabe Kapler, R (1, 9) OBP: 0.335, SLG: 0.384 Trot Nixon, L (9, PH) OBP: 0.399, SLG: 0.573 | | | | | | | | | | 3 | 0 | 1 | 0 | 0 | 0 | 5 | | | | | | | | | |
| Inning Stats | R: 0 E: 0 K: 0 S: 5 | H: 0 LOB: 0 BB: 0 P: 6 | R: 0 E: 0 K: 1 S: 13 | H: 1 LOB: 3 BB: 1 P: 25 | R: 0 E: 0 K: 0 S: 13 | H: 0 LOB: 1 BB: 1 P: 23 | R: 0 E: 0 K: 1 S: 11 | H: 1 LOB: 2 BB: 0 P: 21 | R: 0 E: 0 K: 0 S: 12 | H: 0 LOB: 3 BB: 3 P: 26 | R: 0 E: 0 K: 0 S: 8 | H: 1 LOB: 1 BB: 0 P: 14 | R: 0 E: 0 K: 1 S: 7 | H: 0 LOB: 0 BB: 0 P: 11 | R: 0 E: 0 K: 2 S: 11 | H: 1 LOB: 1 BB: 0 P: 13 | | R: 0 E: 0 K: 0 S: 11 | H: 2 LOB: 2 BB: 0 P: 14 | 1B: 4 2B: 2 3B: 0 HR: 0 | SF: 0 SAC: 0 DP: 1 HBP: 2 | WP: 0 PB: 0 CS: 0 | PA: 40 | | |
| PITCHER | IP | WLS | BF | H | R | ER | SO | BB | IBB | HBP | BLK | WP | HR | S | P | ERA | | WHIP | | | | | | | |
| Victor Zambrano, R (1, 1) ERA: 4.26 | 7.0 | W | 31 | 3 | 0 | 0 | 3 | 5 | 0 | 0 | 0 | 0 | 0 | 22 | 27 | 0.00 | | 1.143 | | | | | | | |
| Lance Carter, R (8, 1) ERA: 4.19 | 2.0 | | 9 | 3 | 0 | 0 | 2 | 0 | 0 | 0 | 0 | 0 | 0 | 22 | 27 | 0.00 | 1.500 | | | | | | | | |

| | |
|-----|----|
| AB | 40 |
| R | 7 |
| H | 16 |
| RBI | 7 |
| BB | 4 |
| SO | 8 |
| LOB | 28 |



| | |
|-----|----|
| AB | 33 |
| R | 0 |
| H | 6 |
| RBI | 0 |
| BB | 5 |
| SO | 5 |
| LOB | 23 |

| Batter | 1 | 2 | 3 | 4 | 5 | 6 | 7 | 8 | 9 | AB | R | H | RBI | BB | SO | LOB | TOP | | | | | | | | | | |
|--|------------------------------|----------------------------------|-------------------------------|----------------------------------|-------------------------------|----------------------------------|-------------------------------|----------------------------------|------------------------------|----------------------------------|-------------------------------|----------------------------------|------------------------------|---------------------------------|------------------------------|----------------------------------|--|----------------------------------|----------------------------------|------------------------------------|----------------------------------|--------|--|--|--|--|--|
| 13 Carl Crawford, L OBP: 0.310, SLG: 0.361 (1, 7) | G4-3 | | E6 | FC4-6 | | | F8 | | G6-3 | 5 | 0 | 0 | 1 | 0 | 0 | 5 | Tampa Bay Devil Rays @ Boston Red Sox Fenway Park, Boston, MA Thu Sep 18 2003, 7:05 PM EDT Att: 34,042 - Cloudy - 72 F | | | | | | | | | | |
| 5 Rocco Baldelli, R OBP: 0.329, SLG: 0.422 (1, 8) | K | | FC6 | | | | G6-3 | | F8 | 4 | 0 | 0 | 1 | 0 | 1 | 4 | | | | | | | | | | | |
| Travis Lee, L OBP: 0.344, SLG: 0.454 (1, 3) | G4-3 | | | | | | | | F7 | 4 | 0 | 1 | 0 | 0 | 0 | 1 | | | | | | | | | | | |
| Aubrey Huff, L OBP: 0.367, SLG: 0.551 (1, 9) | | G1-3 | G6-3 | | | | | | F9 | 4 | 0 | 0 | 0 | 0 | 0 | 3 | | | | | | | | | | | |
| 18 Jared Sandberg, R OBP: 0.310, SLG: 0.457 (1, 5) | | | | | | | | | K | 4 | 1 | 2 | 0 | 0 | 1 | 1 | | | | | | | | | | | |
| Pete Laforest, L OBP: 0.206, SLG: 0.250 (1, 10) | K | | | | | | | | E4 | 4 | 0 | 1 | 0 | 0 | 2 | 1 | | | | | | | | | | | |
| Marlon Anderson, L OBP: 0.337, SLG: 0.388 (1, 4) | | | | | | | | | FC1-6 | 3 | 1 | 0 | 0 | 1 | 0 | 3 | | | | | | | | | | | |
| Toby Hall, R OBP: 0.303, SLG: 0.388 (9, PR) | | | | | | | | | BB | 4 | 0 | 1 | 0 | 0 | 0 | 4 | | | | | | | | | | | |
| Antonio Perez, R OBP: 0.340, SLG: 0.366 (9, PR) | FC6-4 | | | | | | | | G6-3 | 0 | 0 | 0 | 0 | 0 | 0 | 0 | | | | | | | | | | | |
| Julio Lugo, R OBP: 0.327, SLG: 0.387 (9, PH) | | | | | | | | | BB | 3 | 1 | 2 | 1 | 0 | 0 | 0 | | | | | | | | | | | |
| Al Martin, L OBP: 0.308, SLG: 0.361 (9, PH) | | | | | | | | | | 0 | 0 | 0 | 0 | 1 | 0 | 0 | | | | | | | | | | | |
| Inning Stats | R: 0 E: 0 K: 1 S: 9 | H: 0 LOB: 0 BB: 0 P: 11 | R: 0 E: 0 K: 1 S: 15 | H: 1 LOB: 2 BB: 1 P: 23 | R: 1 E: 1 K: 0 S: 13 | H: 2 LOB: 1 BB: 0 P: 17 | R: 1 E: 0 K: 0 S: 14 | H: 3 LOB: 2 BB: 0 P: 17 | R: 0 E: 0 K: 0 S: 7 | H: 0 LOB: 1 BB: 0 P: 10 | R: 0 E: 0 K: 1 S: 11 | H: 0 LOB: 0 BB: 0 P: 14 | R: 0 E: 0 K: 0 S: 5 | H: 0 LOB: 0 BB: 0 P: 7 | R: 0 E: 0 K: 1 S: 6 | H: 0 LOB: 0 BB: 0 P: 12 | R: 1 E: 1 K: 0 S: 11 | H: 1 LOB: 3 BB: 1 P: 16 | 1B: 6 2B: 1 3B: 0 HR: 0 | SF: 0 SAC: 0 DP: 1 HBP: 1 | WP: 0 PB: 0 SB: 0 CS: 0 | PA: 38 | | | | | |
| PITCHER | IP | WLS | BF | H | R | ER | SO | BB | IBB | HBP | BLK | WP | HR | S | P | ERA | WHIP | | | | | | | | | | |
| 49 Tim Wakefield, R ERA: 4.14 (1, 1) | 8.1 | W | 35 | 7 | 3 | 1 | 4 | 1 | 0 | 1 | 0 | 0 | 0 | 87 | 119 | 1.08 | 0.960 | | | | | | | | | | |
| Byung-Hyun Kim, R ERA: 3.44 (9, 1) | 0.2 | S | 3 | 0 | 0 | 0 | 0 | 1 | 0 | 0 | 0 | 0 | 0 | 4 | 8 | 0.00 | 1.500 | | | | | | | | | | |

| Batter | 1 | 2 | 3 | 4 | 5 | 6 | 7 | 8 | 9 | AB | R | H | RBI | BB | SO | LOB | BOTTOM | | | | | | | | | | |
|--|-------------------------------|----------------------------------|------------------------------|----------------------------------|------------------------------|----------------------------------|------------------------------|----------------------------------|-------------------------------|----------------------------------|------------------------------|----------------------------------|-------------------------------|----------------------------------|----------------------------------|------------------------------------|--|--------|--|--|--|--|--|--|--|--|--|
| Todd Walker, L OBP: 0.334, SLG: 0.418 (1, 4) | P4 | | G6-4-3 | | | | F9 | | | 4 | 2 | 2 | 0 | 0 | 0 | 0 | Tampa Bay Devil Rays @ Boston Red Sox Fenway Park, Boston, MA Thu Sep 18 2003, 7:05 PM EDT Att: 34,042 - Cloudy - 72 F | | | | | | | | | | |
| Nomar Garciaparra, R OBP: 0.349, SLG: 0.505 (1, 6) | P4 | | G6-4-3 | | | | F9 | | G6-3 | 4 | 0 | 1 | 1 | 0 | 0 | 1 | | | | | | | | | | | |
| Bill Mueller, S OBP: 0.402, SLG: 0.551 (1, 5) | | | | | | | | | | 2 | 0 | 1 | 1 | 0 | 0 | 2 | | | | | | | | | | | |
| Lou Merloni, R OBP: 0.375, SLG: 0.374 (5, 5) | | | | | | | | | G5-3 | 2 | 0 | 0 | 0 | 0 | 0 | 0 | | | | | | | | | | | |
| Manny Ramirez, R OBP: 0.426, SLG: 0.586 (1, 7) | | | | | | | | | | 3 | 1 | 2 | 2 | 1 | 1 | 1 | | | | | | | | | | | |
| 34 David Ortiz, L OBP: 0.367, SLG: 0.581 (1, 10) | | | | | | | | | | 4 | 0 | 1 | 0 | 0 | 1 | 2 | | | | | | | | | | | |
| Kevin Millar, R OBP: 0.348, SLG: 0.466 (1, 3) | | | | | | | | | | 3 | 0 | 1 | 0 | 0 | 0 | 0 | | | | | | | | | | | |
| Doug Mirabeli, R OBP: 0.299, SLG: 0.425 (1, 2) | | | | | | | | | | 3 | 0 | 0 | 0 | 0 | 2 | 1 | | | | | | | | | | | |
| Gabe Kapler, R OBP: 0.330, SLG: 0.378 (1, 9) | | | | | | | | | | 3 | 0 | 0 | 0 | 0 | 0 | 0 | | | | | | | | | | | |
| Damian Jackson, R OBP: 0.286, SLG: 0.309 (1, 8) | | | | | | | | | | 3 | 1 | 1 | 0 | 0 | 0 | 0 | | | | | | | | | | | |
| Inning Stats | R: 1 E: 0 K: 1 S: 12 | H: 3 LOB: 2 BB: 0 P: 19 | R: 0 E: 0 K: 1 S: 8 | H: 0 LOB: 0 BB: 0 P: 12 | R: 2 E: 0 K: 0 S: 8 | H: 4 LOB: 1 BB: 0 P: 11 | R: 0 E: 0 K: 0 S: 9 | H: 0 LOB: 0 BB: 0 P: 13 | R: 0 E: 0 K: 2 S: 12 | H: 2 LOB: 1 BB: 0 P: 19 | R: 0 E: 0 K: 0 S: 9 | H: 0 LOB: 0 BB: 0 P: 10 | R: 0 E: 0 K: 0 S: 11 | H: 0 LOB: 1 BB: 1 P: 20 | 1B: 5 2B: 3 3B: 0 HR: 1 | SF: 0 SAC: 0 DP: 1 HBP: 0 | WP: 0 PB: 0 SB: 0 CS: 0 | PA: 32 | | | | | | | | | |
| PITCHER | IP | WLS | BF | H | R | ER | SO | BB | IBB | HBP | BLK | WP | HR | S | P | ERA | WHIP | | | | | | | | | | |
| Rob Bell, R ERA: 5.58 (1, 1) | 3.0 | L | 14 | 7 | 3 | 3 | 2 | 0 | 0 | 0 | 0 | 0 | 0 | 28 | 42 | 9.00 | 2.333 | | | | | | | | | | |
| Chad Gaudin, R ERA: 3.82 (4, 1) | 5.0 | | 18 | 2 | 1 | 1 | 2 | 1 | 0 | 0 | 0 | 0 | 1 | 51 | 74 | 1.80 | 0.600 | | | | | | | | | | |

| Batter | 1 | 2 | 3 | 4 | 5 | 6 | 7 | 8 | 9 | AB R H RBI BB SO LOB | TOP | | | | | | | | | | |
|--|---|----------------------------------|-------------------------------|----------------------------------|------------------------------|---------------------------------|-------------------------------|----------------------------------|-------------------------------|----------------------------------|------------------------------|----------------------------------|------------------------------|----------------------------------|-------------------------------|----------------------------------|------------------------------|----------------------------------|----------------------------------|------------------------------------|--------------------------|
| Alfonso Soriano, R OBP: 0.338, SLG: 0.513 (1, 4) | 1-1 HR | | | 1-0 F8 | | | | 2-0 1B | 0-0 G5-4-3 | | | 4 1 2 1 0 0 1 | | | | | | | | | |
| Nick Johnson, L OBP: 0.436, SLG: 0.491 (1, 10) | 0-2 F7 | | | 2-1 G4-3 | | | | 1-2 1B | 0-1 G4-3 | | | 4 0 1 0 0 0 0 | | | | | | | | | |
| 2 Derek Jeter, R OBP: 0.391, SLG: 0.454 (1, 6) | 1-0 F8 | | | 0-1 G4-3 | | | | 1-3 K | 3-2 20 FC6 1B | | | 4 0 1 0 0 1 2 | | | | | | | | | |
| 25 Jason Giambi, L OBP: 0.413, SLG: 0.523 (1, 3) | 3-3 K | | | 3-1 P5 | | | | 0-3 K | 1 SAFE 3-3 K | | | 4 0 0 0 0 3 3 | | | | | | | | | |
| 20 Jorge Posada, S OBP: 0.405, SLG: 0.513 (1, 2) | | | 0-2 G4-3 | 4-2 55 1B | | | | 3-2 55 G6-3 1B | 2-1 FC6 | | | 3 0 1 0 1 0 1 | | | | | | | | | |
| Bernie Williams, S OBP: 0.366, SLG: 0.405 (1, 8) | 1-2 P3 | | | 1-2 F9 | | | | 0-2 F9 | 0-0 F8 | | | 4 0 0 0 0 0 2 | | | | | | | | | |
| 55 Hideki Matsui, L OBP: 0.349, SLG: 0.437 (1, 7) | 4-2 2B | | | 0-1 1B | | | | 2-2 G6-3 | 2-0 G4-3 | | | 3 1 1 0 1 0 1 | | | | | | | | | |
| Aaron Boone, R OBP: 0.323, SLG: 0.447 (1, 5) | 2-2 1-H 2B | | | 0-1 P4 | | | | 2-1 F8 | 2-3 K | | | 4 0 1 1 0 1 2 | | | | | | | | | |
| Karim Garcia, L OBP: 0.301, SLG: 0.430 (1, 9) | 0-3 K | | | 0-1 1B | | | | 1-2 G5-4-3 1B | | | | 3 0 2 0 0 1 1 | | | | | | | | | |
| Inning Stats | R: 1 E: 0 K: 1 S: 9 | H: 1 LOB: 0 BB: 0 P: 14 | R: 1 E: 0 K: 1 S: 15 | H: 1 LOB: 1 BB: 1 P: 22 | R: 0 E: 0 K: 0 S: 5 | H: 0 LOB: 0 BB: 0 P: 8 | R: 0 E: 0 K: 0 S: 11 | H: 1 LOB: 2 BB: 1 P: 19 | R: 0 E: 0 K: 0 S: 14 | H: 3 LOB: 2 BB: 0 P: 18 | R: 0 E: 0 K: 0 S: 9 | H: 1 LOB: 0 BB: 0 P: 14 | R: 0 E: 0 K: 0 S: 7 | H: 1 LOB: 0 BB: 0 P: 10 | R: 0 E: 0 K: 1 S: 11 | H: 1 LOB: 1 BB: 0 P: 19 | R: 0 E: 0 K: 1 S: 7 | H: 0 LOB: 0 BB: 0 P: 11 | 1B: 7 2B: 1 3B: 0 HR: 1 | SF: 0 SAC: 0 DP: 2 HBP: 0 | WP: 0 PA: 35 CS: 0 |
| PITCHER | IP WLS BF H R ER SO BB IBB HBP BLK WP HR S P ERA WHIP | | | | | | | | | | | | | | | | | | | | |
| Doug Waechter, R ERA: 2.45 (1, 1) | 7.0 L 28 8 2 2 4 2 0 0 0 0 0 1 70 105 2.57 1.429 | | | | | | | | | | | | | | | | | | | | |
| Joe Kennedy, L ERA: 6.26 (8, 1) | 2.0 7 1 0 0 2 0 0 0 0 0 0 0 18 30 0.00 0.500 | | | | | | | | | | | | | | | | | | | | |

New York Yankees @ Tampa Bay Devil Rays
Tropicana Field, St. Petersburg, FL
Fri Sep 19 2003, 7:15 PM EDT
Att: 21,435 - Dome - 72 F

AB 33
R 2
H 9
RBI 2
BB 2
SO 6
LOB 13



| Batter | 1 | 2 | 3 | 4 | 5 | 6 | 7 | 8 | 9 | AB R H RBI BB SO LOB | BOTTOM | | | | | | | | | |
|--|---|----------------------------------|------------------------------|----------------------------------|-------------------------------|----------------------------------|------------------------------|--|--------------------------------------|----------------------------------|------------------------------|----------------------------------|------------------------------|----------------------------------|-------------------------------|----------------------------------|----------------------------------|------------------------------------|--------------------------|--|
| Julio Lugo, R OBP: 0.331, SLG: 0.389 (1, 6) | 0-0 F8 | | | 3-2 1B | | | | 2-2 E4 G4-3 5 G6-3 1B | 4-1 FC5-6 BB | | | 3 1 2 0 1 0 0 | | | | | | | | |
| Marlon Anderson, L OBP: 0.335, SLG: 0.385 (1, 4) | 1-3 K | | | 1-3 K | | | | 2-2 G4-3 | 1 SAFE 1 SAFE 0-0 FC5-6 | | | 4 0 0 0 0 2 3 | | | | | | | | |
| 5 Rocco Baldelli, R OBP: 0.328, SLG: 0.422 (1, 8) | 1-2 2B | | | 0-1 F8 | | | | 2-2 G6-3 | 1-2 P3 | | | 4 0 1 1 0 0 2 | | | | | | | | |
| Aubrey Huff, L OBP: 0.366, SLG: 0.548 (1, 9) | 1-2 L3 | | | 2-1 P5 | | | | 4-0 1B BB | 1 SAFE X 0-0 F9 | | | 3 0 0 0 1 0 2 | | | | | | | | |
| Pete Laforest, L OBP: 0.211, SLG: 0.250 (1, 10) | | | 1-3 K | 3-3 K | | | | 2-2 1B | 2-2 G4-3 | | | 4 0 1 0 0 2 0 | | | | | | | | |
| Travis Lee, L OBP: 0.342, SLG: 0.450 (1, 3) | 3-1 G5-3 | | | 2-0 L7 | | | | 1-2 P6 | 0-3 K | | | 4 0 0 0 0 1 2 | | | | | | | | |
| Damian Rolls, R OBP: 0.298, SLG: 0.375 Al Martin, L OBP: 0.307, SLG: 0.359 (9, PH) | 1-2 HBP | | | 0-0 G6-3 | | | | 1-2 F8 | 2-2 P4 | | | 2 0 0 0 0 0 0 1 0 0 0 0 0 0 | | | | | | | | |
| Toby Hall, R OBP: 0.301, SLG: 0.386 (1, 2) | 1 SAFE X 0-0 G1-3 | | | 1-0 P4 | | | | 2-1 F9 | | | | 3 0 0 0 0 0 1 | | | | | | | | |
| 13 Carl Crawford, L OBP: 0.308, SLG: 0.359 (1, 7) | | | 0-0 L6 | 2-2 G6-3 | | | | 0-1 F9 | | | | 3 0 0 0 0 0 0 | | | | | | | | |
| Inning Stats | R: 0 E: 0 K: 1 S: 10 | H: 1 LOB: 1 BB: 0 P: 13 | R: 0 E: 0 K: 1 S: 8 | H: 0 LOB: 0 BB: 0 P: 13 | R: 0 E: 0 K: 1 S: 10 | H: 1 LOB: 1 BB: 0 P: 14 | R: 0 E: 0 K: 1 S: 7 | H: 0 LOB: 0 BB: 0 P: 14 | R: 0 E: 1 K: 0 S: 16 | H: 2 LOB: 2 BB: 1 P: 29 | R: 0 E: 0 K: 0 S: 8 | H: 0 LOB: 0 BB: 0 P: 11 | R: 0 E: 0 K: 0 S: 7 | H: 0 LOB: 1 BB: 1 P: 12 | R: 0 E: 0 K: 1 S: 12 | H: 0 LOB: 0 BB: 0 P: 16 | 1B: 3 2B: 1 3B: 0 HR: 0 | SF: 0 SAC: 0 DP: 0 HBP: 1 | WP: 0 PA: 34 CS: 0 | |
| PITCHER | IP WLS BF H R ER SO BB IBB HBP BLK WP HR S P ERA WHIP | | | | | | | | | | | | | | | | | | | |
| Jose Contreras, R ERA: 3.84 (1, 1) | 7.0 W 27 4 1 1 4 1 0 0 1 0 0 0 64 102 1.29 0.714 | | | | | | | | | | | | | | | | | | | |
| Jeff Nelson, R ERA: 3.81 (8, 1) | 0.0 1 0 0 0 0 1 0 0 0 0 0 0 1 5 ∞ ∞ | | | | | | | | | | | | | | | | | | | |
| Gabe White, L ERA: 3.83 (8, 1) | 1.0 H 3 0 0 0 0 0 0 0 0 0 0 0 6 7 0.00 0.000 | | | | | | | | | | | | | | | | | | | |
| 42 Mariano Rivera, R ERA: 1.73 (9, 1) | 1.0 S 3 0 0 0 1 0 0 0 0 0 0 0 12 16 0.00 0.000 | | | | | | | | | | | | | | | | | | | |

New York Yankees @ Tampa Bay Devil Rays
Tropicana Field, St. Petersburg, FL
Fri Sep 19 2003, 7:15 PM EDT
Att: 21,435 - Dome - 72 F

AB 31
R 1
H 4
RBI 1
BB 2
SO 5
LOB 10



| Batter | 1 | 2 | 3 | 4 | 5 | 6 | 7 | 8 | 9 | AB | R | H | RBI | BB | SO | LOB | TOP | | | | | | | | | | |
|---|-------------------------------|----------------------------------|-------------------------------|----------------------------------|------------------------------|----------------------------------|------------------------------|----------------------------------|------------------------------|----------------------------------|------------------------------|----------------------------------|-------------------------------|----------------------------------|------------------------------|----------------------------------|----------------------------------|------------------------------------|----------------|--------|--|--|--|--|--|--|--|
| Alfonso Soriano, R OBP: 0.338, SLG: 0.514 | | | | | | | | | | 5 | 0 | 2 | 2 | 0 | 0 | 2 | | | | | | | | | | | |
| Nick Johnson, L OBP: 0.395, SLG: 0.483 | | | | | | | | | | 5 | 1 | 0 | 0 | 0 | 1 | 4 | | | | | | | | | | | |
| 2 Derek Jeter, R OBP: 0.455, SLG: 0.455 Enrique Wilson, S OBP: 0.263, SLG: 0.363 | | | | | | | | | | 3 | 2 | 2 | 0 | 0 | 0 | 1 | | | | | | | | | | | |
| 25 Jason Giambi, L OBP: 0.411, SLG: 0.520 | | | | | | | | | | 5 | 0 | 1 | 1 | 0 | 2 | 4 | | | | | | | | | | | |
| 20 Jorge Posada, S OBP: 0.407, SLG: 0.522 | | | | | | | | | | 4 | 2 | 2 | 3 | 1 | 0 | 2 | | | | | | | | | | | |
| Bernie Williams, S OBP: 0.366, SLG: 0.406 | | | | | | | | | | 4 | 1 | 1 | 1 | 0 | 1 | 3 | | | | | | | | | | | |
| 55 Hideki Matsui, L OBP: 0.350, SLG: 0.436 | | | | | | | | | | 3 | 1 | 1 | 0 | 1 | 1 | 0 | | | | | | | | | | | |
| Aaron Boone, R OBP: 0.322, SLG: 0.446 | | | | | | | | | | 4 | 0 | 1 | 0 | 0 | 0 | 2 | | | | | | | | | | | |
| Karim Garcia, L OBP: 0.302, SLG: 0.427 Ruben Sierra, S OBP: 0.336, SLG: 0.418 Juan Rivera, R OBP: 0.274, SLG: 0.377 | | | | | | | | | | 2 | 0 | 0 | 0 | 1 | 0 | 1 | | | | | | | | | | | |
| Inning Stats | R: 1 E: 0 K: 1 S: 17 | H: 2 LOB: 2 BB: 1 P: 28 | R: 0 E: 1 K: 1 S: 11 | H: 0 LOB: 1 BB: 0 P: 16 | R: 0 E: 0 K: 0 S: 7 | H: 1 LOB: 0 BB: 0 P: 14 | R: 0 E: 0 K: 0 S: 9 | H: 0 LOB: 0 BB: 0 P: 14 | R: 0 E: 0 K: 0 S: 4 | H: 3 LOB: 1 BB: 1 P: 31 | R: 0 E: 0 K: 0 S: 7 | H: 0 LOB: 0 BB: 0 P: 14 | R: 4 E: 0 K: 2 S: 19 | H: 4 LOB: 2 BB: 0 P: 29 | R: 0 E: 0 K: 1 S: 6 | H: 0 LOB: 1 BB: 0 P: 10 | 1B: 6 2B: 3 3B: 0 HR: 1 | SF: 0 SAC: 0 DP: 2 HBP: 3 | WP: 1 CS: 0 | PA: 42 | | | | | | | |
| PITCHER | IP | WLS | BF | H | R | ER | SO | BB | IBB | HBP | BLK | WP | HR | S | P | ERA | WHIP | | | | | | | | | | |
| Jorge Sosa, R ERA: 4.51 | 5.1 | L | 24 | 6 | 3 | 3 | 2 | 2 | 0 | 0 | 0 | 1 | 0 | 64 | 108 | 5.06 | 1.500 | | | | | | | | | | |
| Mark Mataska, L ERA: 3.21 | 0.0 | | 1 | 0 | 0 | 0 | 0 | 1 | 0 | 0 | 0 | 0 | 0 | 1 | 5 | ∞ | ∞ | | | | | | | | | | |
| Brandon Backe, R ERA: 5.11 | 1.2 | | 5 | 0 | 1 | 1 | 0 | 0 | 0 | 1 | 0 | 0 | 0 | 9 | 17 | 5.40 | 0.000 | | | | | | | | | | |
| Jon Switzer, L ERA: 8.64 | 1.0 | | 9 | 4 | 3 | 3 | 2 | 0 | 0 | 2 | 0 | 0 | 1 | 18 | 28 | 27.00 | 4.000 | | | | | | | | | | |
| Carlos Reyes, R ERA: 5.35 | 1.0 | | 3 | 0 | 0 | 0 | 1 | 0 | 0 | 0 | 0 | 0 | 0 | 6 | 9 | 0.00 | 0.000 | | | | | | | | | | |

New York Yankees @ Tampa Bay Devil Rays
Tropicana Field, St. Petersburg, FL
Sat Sep 20 2003, 6:15 PM EDT
Att: 27,162 - Dome - 72 F

AB 36
R 7
H 10
RBI 7
BB 3
SO 5
LOB 22



| Batter | 1 | 2 | 3 | 4 | 5 | 6 | 7 | 8 | 9 | AB | R | H | RBI | BB | SO | LOB | BOTTOM | | | | | | | | | | |
|---|-------------------------------|----------------------------------|-------------------------------|----------------------------------|------------------------------|---------------------------------|-------------------------------|----------------------------------|------------------------------|----------------------------------|-------------------------------|----------------------------------|------------------------------|----------------------------------|------------------------------|----------------------------------|----------------------------------|------------------------------------|----------------|--------|--|--|--|--|--|--|--|
| Julio Lugo, R OBP: 0.329, SLG: 0.387 | | | | | | | | | | 5 | 0 | 1 | 0 | 0 | 2 | 3 | | | | | | | | | | | |
| Damian Rolis, R OBP: 0.300, SLG: 0.377 | | | | | | | | | | 4 | 0 | 2 | 0 | 0 | 1 | 2 | | | | | | | | | | | |
| 5 Rocco Baldelli, R OBP: 0.326, SLG: 0.419 | | | | | | | | | | 4 | 0 | 0 | 0 | 0 | 2 | 2 | | | | | | | | | | | |
| Aubrey Huff, L OBP: 0.366, SLG: 0.546 | | | | | | | | | | 4 | 0 | 1 | 0 | 0 | 0 | 2 | | | | | | | | | | | |
| 31 Jonny Gomes, R OBP: 0.250, SLG: 0.273 Pete Laforest, L OBP: 0.231, SLG: 0.250 | | | | | | | | | | 3 | 0 | 0 | 0 | 0 | 2 | 1 | | | | | | | | | | | |
| Adam Platt, R OBP: 0.288, SLG: 0.462 | | | | | | | | | | 4 | 1 | 1 | 0 | 0 | 1 | 2 | | | | | | | | | | | |
| Toby Hall, R OBP: 0.303, SLG: 0.389 | | | | | | | | | | 4 | 0 | 2 | 0 | 0 | 0 | 1 | | | | | | | | | | | |
| Antonio Perez, R OBP: 0.345, SLG: 0.360 | | | | | | | | | | 2 | 0 | 0 | 0 | 2 | 1 | 1 | | | | | | | | | | | |
| 13 Carl Crawford, L OBP: 0.309, SLG: 0.360 | | | | | | | | | | 4 | 0 | 2 | 1 | 0 | 1 | 2 | | | | | | | | | | | |
| Inning Stats | R: 0 E: 0 K: 0 S: 10 | H: 1 LOB: 1 BB: 0 P: 18 | R: 1 E: 0 K: 1 S: 13 | H: 2 LOB: 2 BB: 1 P: 19 | R: 0 E: 0 K: 0 S: 5 | H: 1 LOB: 0 BB: 0 P: 7 | R: 0 E: 0 K: 2 S: 10 | H: 1 LOB: 0 BB: 0 P: 16 | R: 0 E: 0 K: 3 S: 9 | H: 0 LOB: 0 BB: 0 P: 14 | R: 0 E: 0 K: 2 S: 13 | H: 1 LOB: 2 BB: 0 P: 13 | R: 0 E: 0 K: 1 S: 5 | H: 0 LOB: 1 BB: 0 P: 11 | R: 0 E: 0 K: 0 S: 6 | H: 1 LOB: 1 BB: 1 P: 14 | 1B: 7 2B: 3 3B: 0 HR: 0 | SF: 0 SAC: 0 DP: 2 HBP: 1 | WP: 0 CS: 0 | PA: 37 | | | | | | | |
| PITCHER | IP | WLS | BF | H | R | ER | SO | BB | IBB | HBP | BLK | WP | HR | S | P | ERA | WHIP | | | | | | | | | | |
| Andy Pettitte, L ERA: 4.12 | 7.0 | W | 29 | 8 | 1 | 1 | 9 | 1 | 0 | 0 | 0 | 0 | 0 | 71 | 105 | 1.29 | 1.286 | | | | | | | | | | |
| Jeff Nelson, R ERA: 3.74 | 1.0 | | 4 | 0 | 0 | 0 | 1 | 0 | 0 | 1 | 0 | 0 | 0 | 5 | 11 | 0.00 | 0.000 | | | | | | | | | | |
| Chris Hammond, L ERA: 2.8 | 1.0 | | 4 | 1 | 0 | 0 | 0 | 1 | 0 | 0 | 0 | 0 | 0 | 6 | 14 | 0.00 | 2.000 | | | | | | | | | | |

New York Yankees @ Tampa Bay Devil Rays
Tropicana Field, St. Petersburg, FL
Sat Sep 20 2003, 6:15 PM EDT
Att: 27,162 - Dome - 72 F

AB 34
R 1
H 9
RBI 1
BB 2
SO 10
LOB 16




| Batter | 1 | 2 | 3 | 4 | 5 | 6 | 7 | 8 | 9 | AB | R | H | RBI | BB | SO | LOB | TOP | | | | |
|---|------------------------------|----------------------------------|-------------------------------|----------------------------------|-------------------------------|----------------------------------|------------------------------|---------------------------------|-------------------------------|----------------------------------|------------------------------|----------------------------------|------------------------------|---------------------------------|-------------------------------|----------------------------------|-------------------------------|----------------------------------|----------------------------------|------------------------------------|--------------------------|
| Alfonso Soriano, R OBP: 0.337, SLG: 0.516 | P5 | | HR | | P2 | | G6-3 | | G4-3 | 5 | 1 | 1 | 1 | 0 | 0 | 2 | | | | | |
| Nick Johnson, L OBP: 0.435, SLG: 0.485 | F8 | | BB | | HBP | | | 20 WP 1B | 1B | 3 | 1 | 2 | 0 | 1 | 0 | 0 | | | | | |
| Bernie Williams, S OBP: 0.364, SLG: 0.403 | K | | P4 | | P5 | | | 20 WP 1B | K | 5 | 1 | 1 | 0 | 0 | 2 | 5 | | | | | |
| 20 Jorge Posada, S OBP: 0.407, SLG: 0.518 | | FC4-6 BB | G3 | | G4-3 | | | 3B | P4 | 3 | 1 | 0 | 0 | 2 | 0 | 5 | | | | | |
| Ruben Sierra, S OBP: 0.335, SLG: 0.422 | FC4-6 55 3B | | | F7 | | G4-3 | | 3B | | 4 | 1 | 1 | 3 | 0 | 0 | 1 | | | | | |
| 55 Hideki Matsui, L OBP: 0.350, SLG: 0.438 | SF7 3B | | | F9 | | K | | F7 | | 4 | 1 | 1 | 1 | 0 | 1 | 1 | | | | | |
| Aaron Boone, R OBP: 0.322, SLG: 0.445 | SF7 | | | F7 | | E5 1B | | P4 | | 3 | 0 | 1 | 1 | 0 | 0 | 1 | | | | | |
| Enrique Wilson, S OBP: 0.277, SLG: 0.370 | G6-3 | | | | | PO 1B | | | | 3 | 0 | 2 | 0 | 1 | 0 | 0 | | | | | |
| Karim Garcia, L OBP: 0.301, SLG: 0.428 | | | K | | | | | G4-6-3 | G3 | 4 | 0 | 1 | 0 | 0 | 1 | 3 | | | | | |
| Inning Stats | R: 0 E: 0 K: 1 S: 9 | H: 0 LOB: 0 BB: 0 P: 14 | R: 2 E: 0 K: 0 S: 17 | H: 1 LOB: 0 BB: 1 P: 32 | R: 1 E: 0 K: 1 S: 11 | H: 1 LOB: 1 BB: 1 P: 20 | R: 0 E: 0 K: 0 S: 5 | H: 0 LOB: 0 BB: 0 P: 8 | R: 0 E: 1 K: 1 S: 13 | H: 2 LOB: 3 BB: 0 P: 21 | R: 0 E: 0 K: 0 S: 7 | H: 1 LOB: 0 BB: 0 P: 10 | R: 0 E: 0 K: 0 S: 3 | H: 1 LOB: 0 BB: 0 P: 3 | R: 3 E: 0 K: 0 S: 17 | H: 3 LOB: 2 BB: 2 P: 35 | R: 0 E: 0 K: 1 S: 10 | H: 1 LOB: 1 BB: 0 P: 17 | 1B: 6 2B: 1 3B: 2 HR: 1 | SF: 1 SAC: 0 DP: 1 HBP: 1 | WP: 1 PA: 41 CS: 0 |
| PITCHER | IP | WLS | BF | H | R | ER | SO | BB | IBB | HBP | BLK | WP | HR | S | P | ERA | WHIP | | | | |
| Geremi Gonzalez, R ERA: 3.84 | 6.0 | L | 25 | 5 | 3 | 3 | 3 | 2 | 0 | 1 | 0 | 0 | 1 | 62 | 105 | 4.50 | 1.167 | | | | |
| Travis Harper, R ERA: 3.77 | 1.0 | | 7 | 4 | 3 | 3 | 0 | 1 | 0 | 0 | 0 | 1 | 0 | 12 | 19 | 27.00 | 5.000 | | | | |
| Mark Malaska, L ERA: 2.81 | 2.0 | | 8 | 1 | 0 | 0 | 1 | 1 | 0 | 0 | 0 | 0 | 0 | 18 | 36 | 0.00 | 1.000 | | | | |

New York Yankees @ Tampa Bay Devil Rays
Tropicana Field, St. Petersburg, FL
Sun Sep 21 2003, 1:15 PM EDT
Att: 18,803 - Dome - 72 F

livebaseballscores.com

AB 34
R 6
H 10
RBI 6
BB 4
SO 4
LOB 18




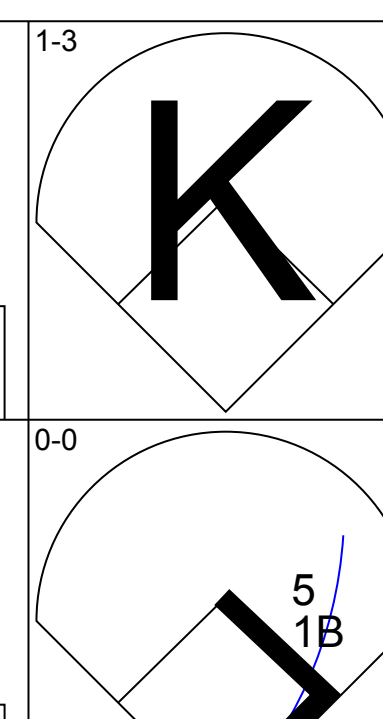
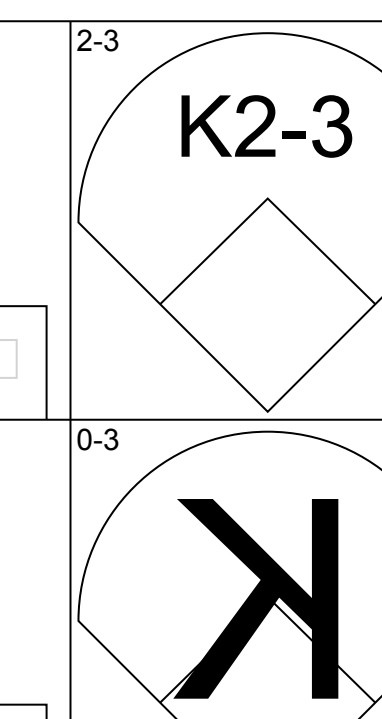
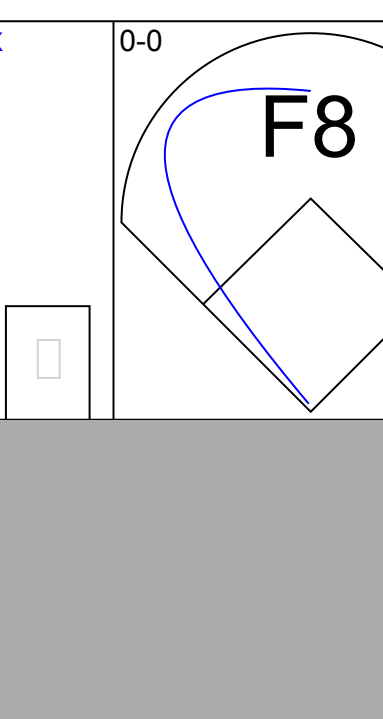
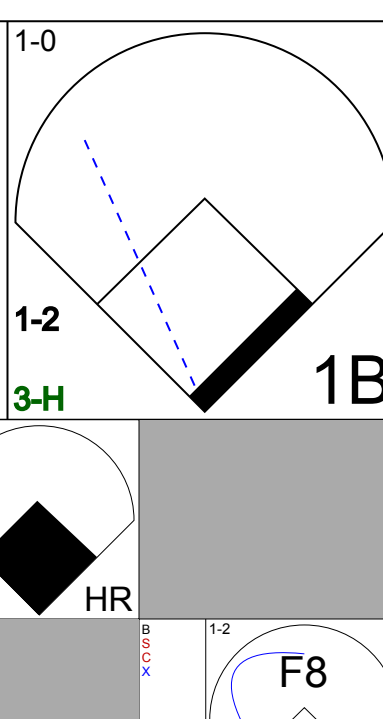
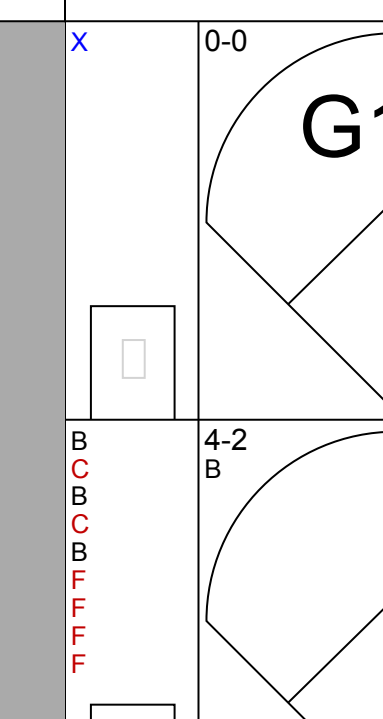
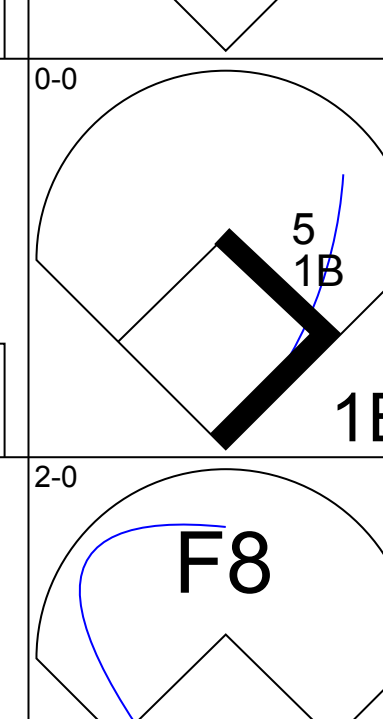
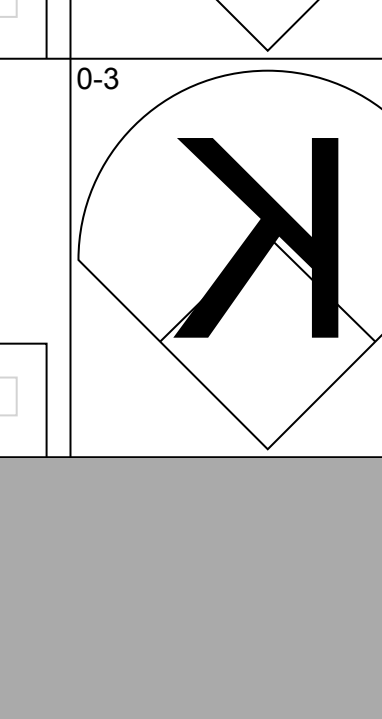
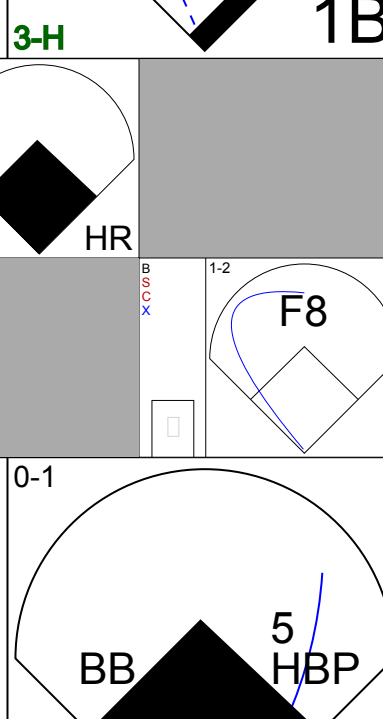
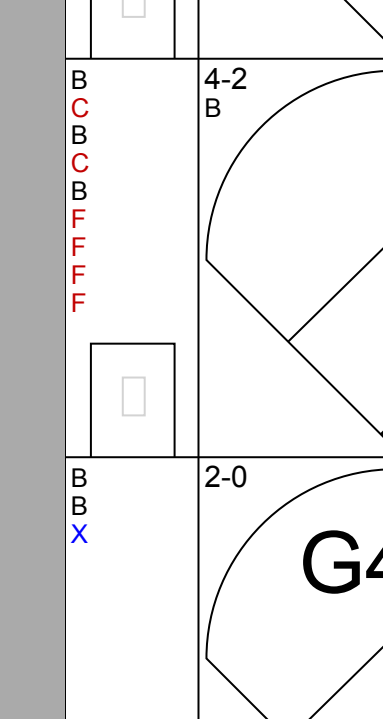
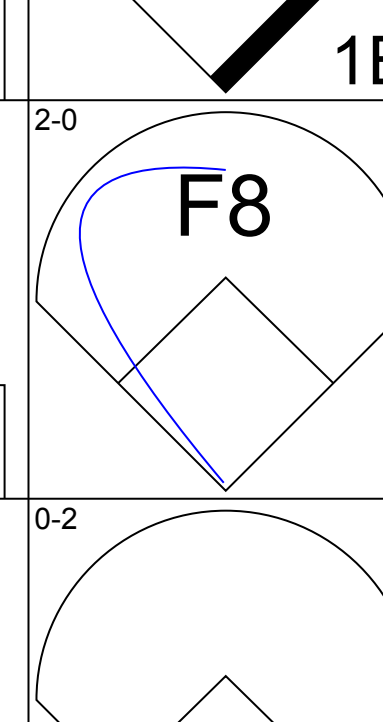
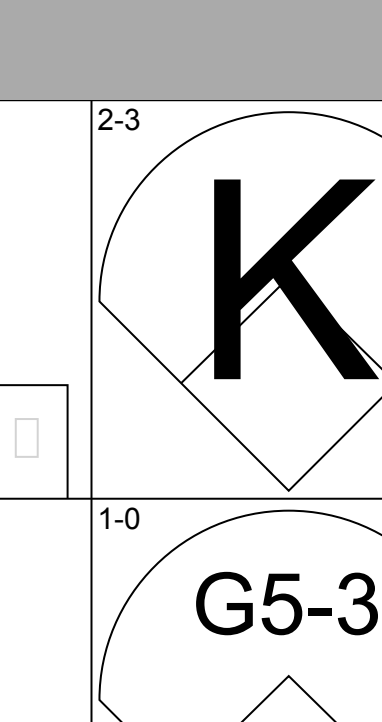
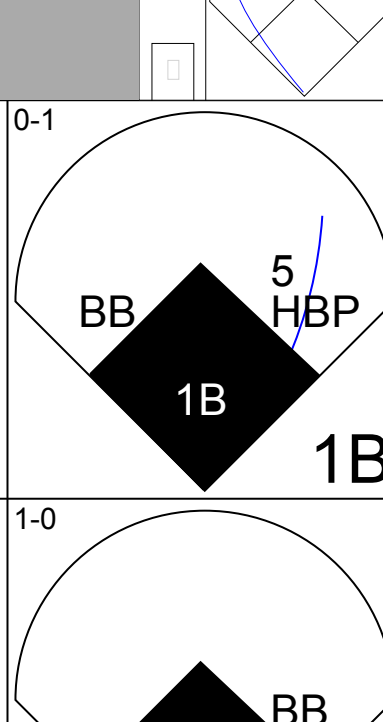
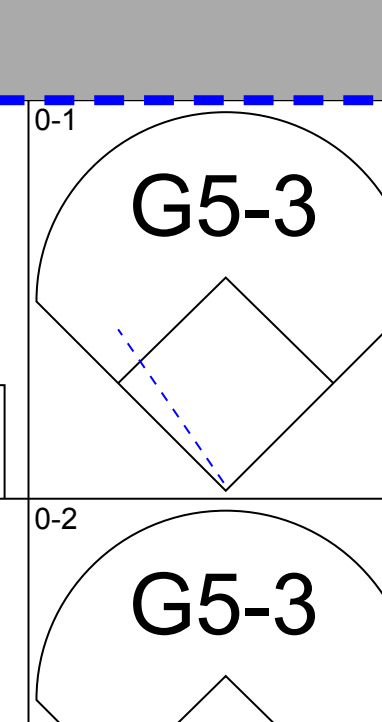
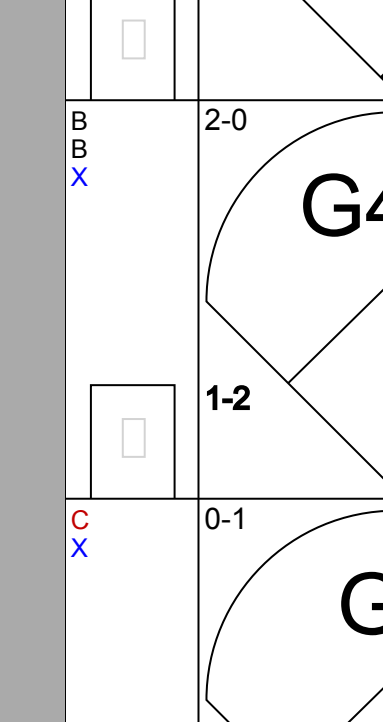
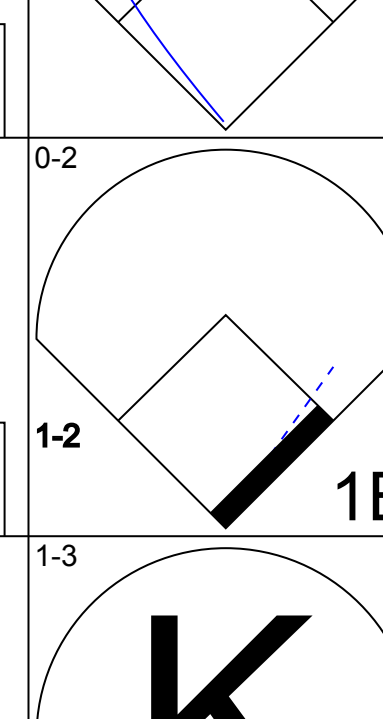
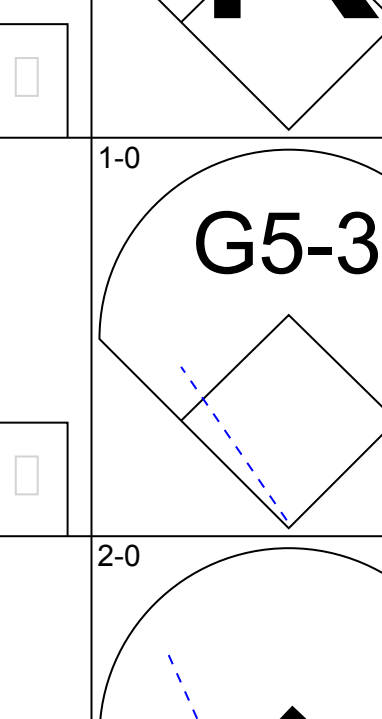
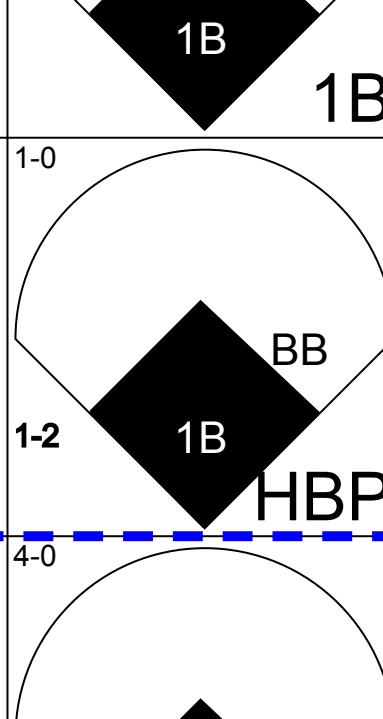
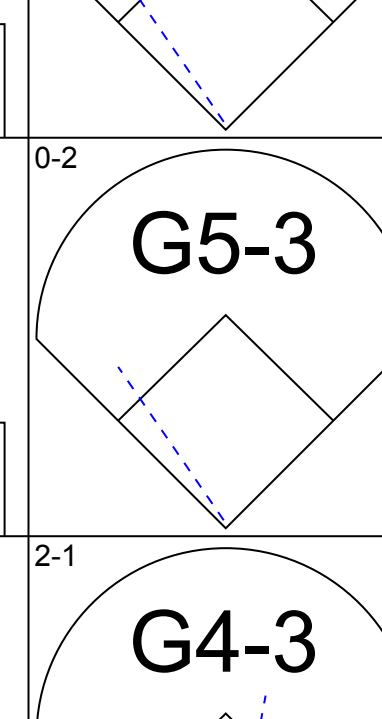
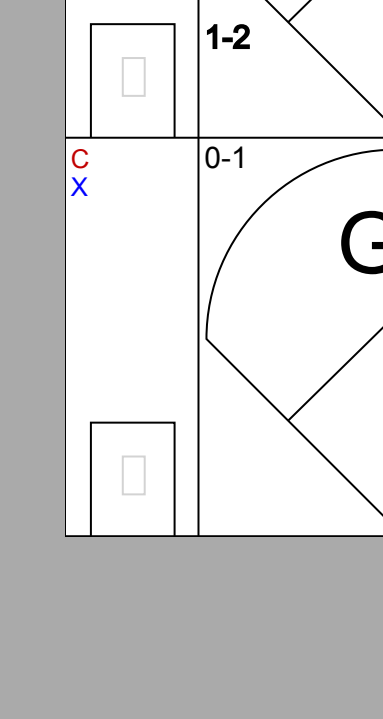
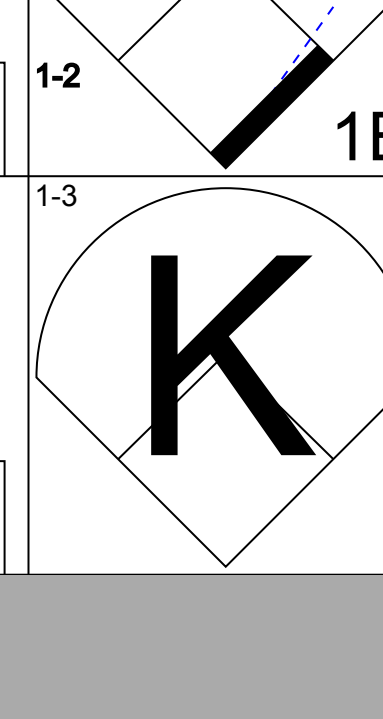
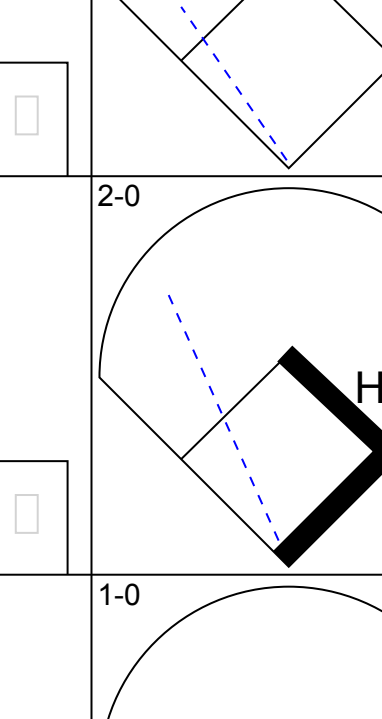
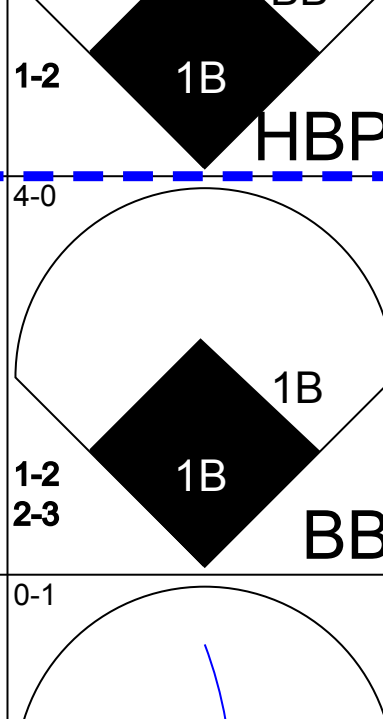
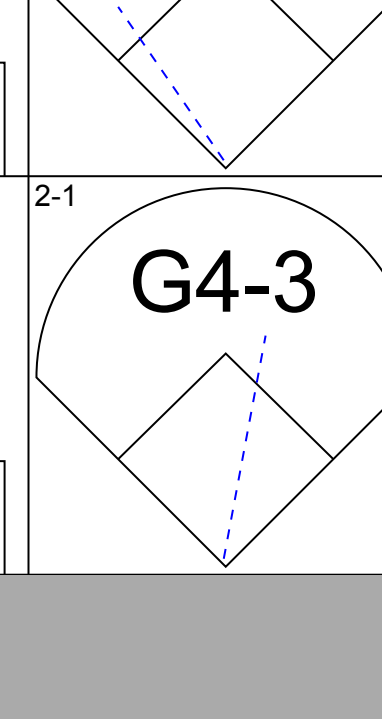
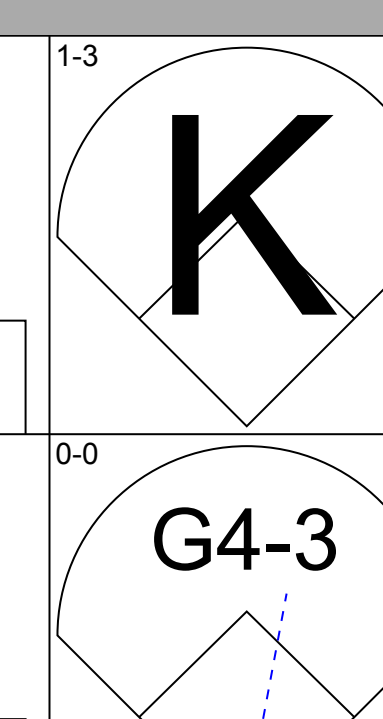
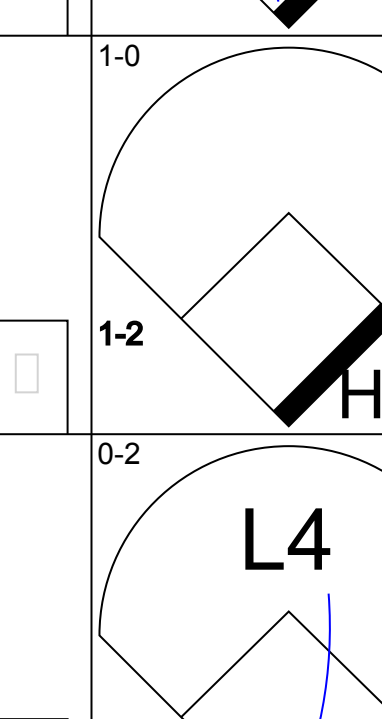
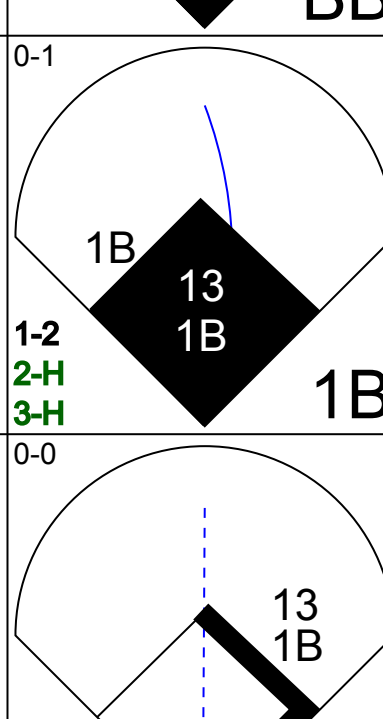
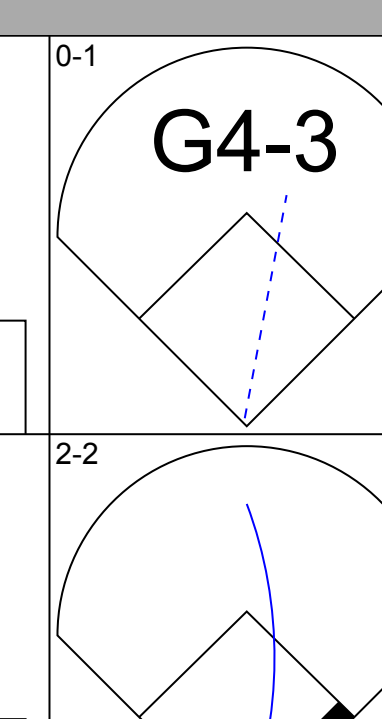
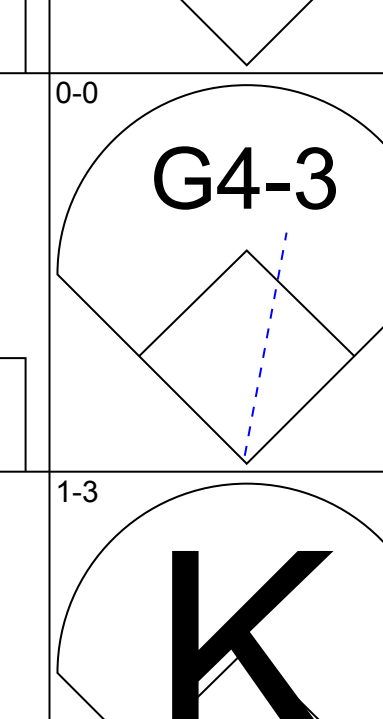
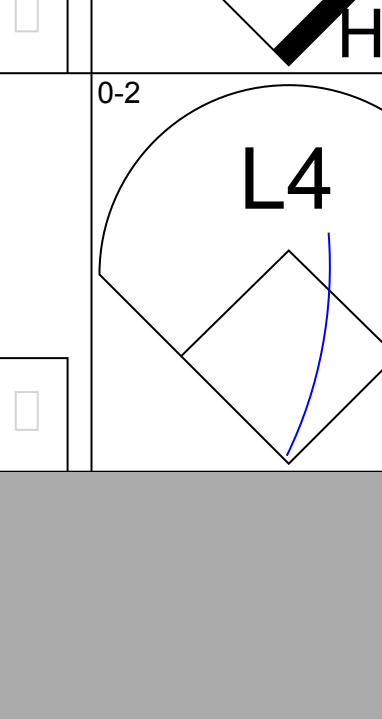
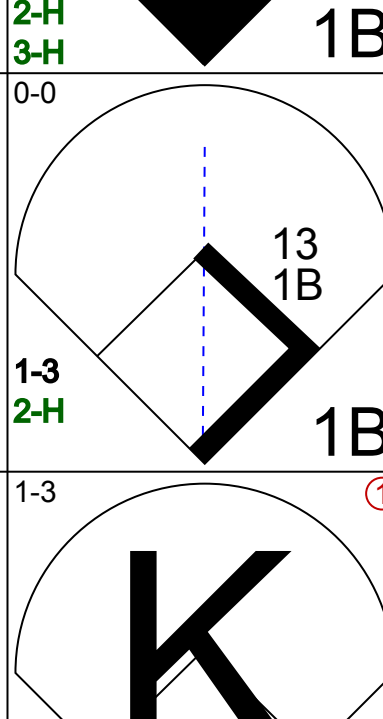
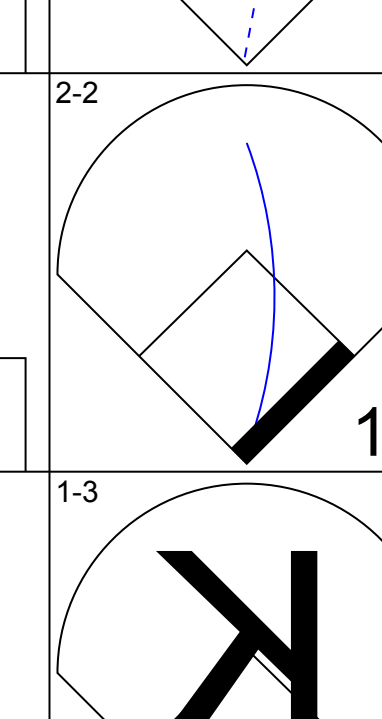
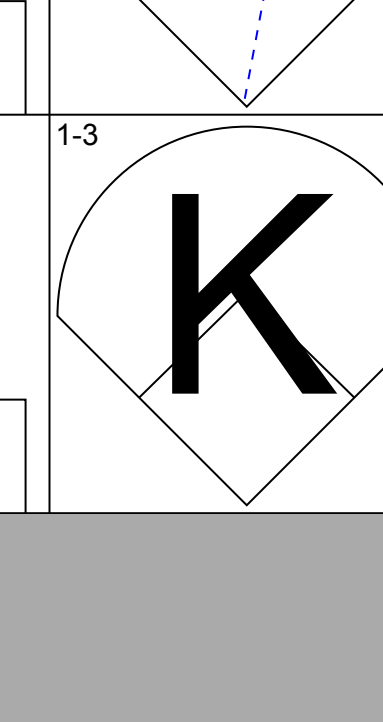
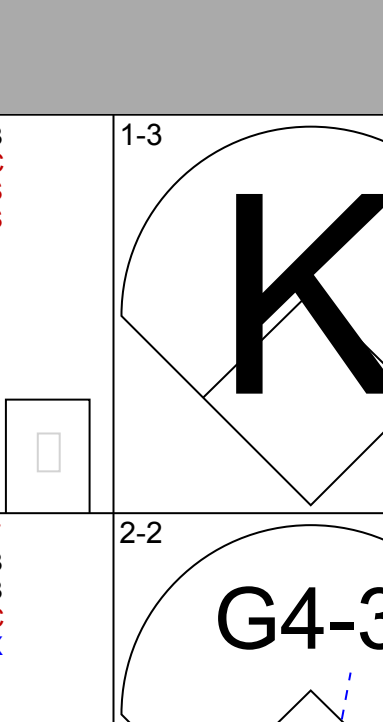
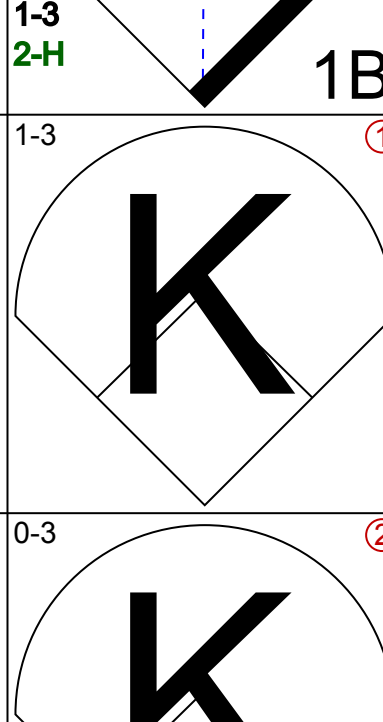
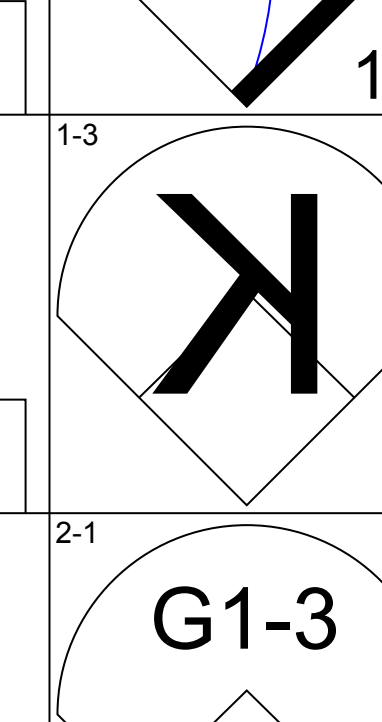
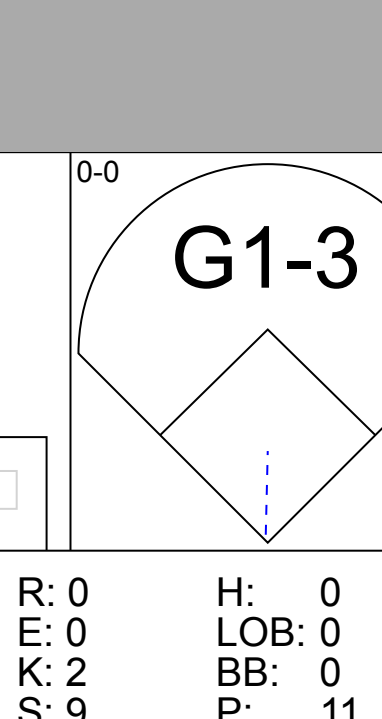
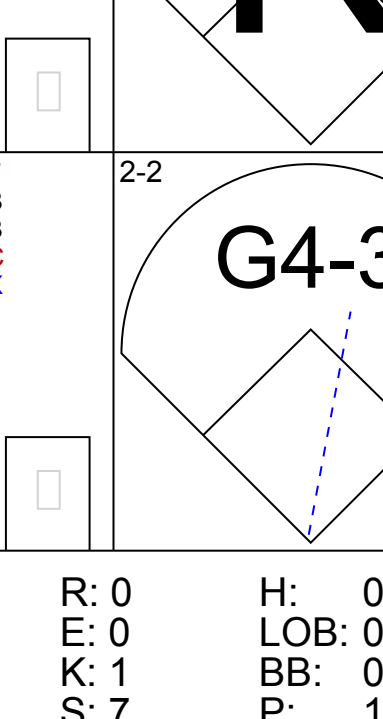
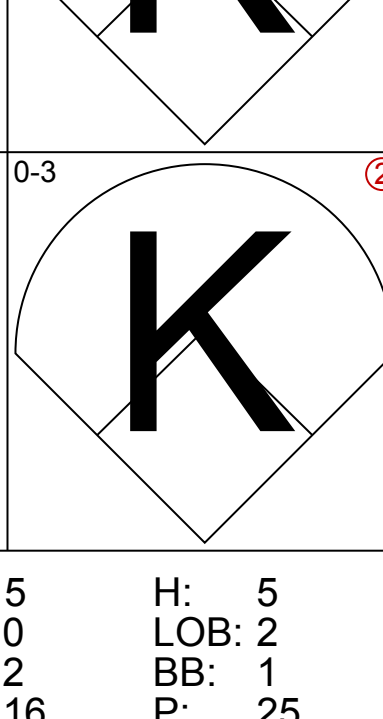
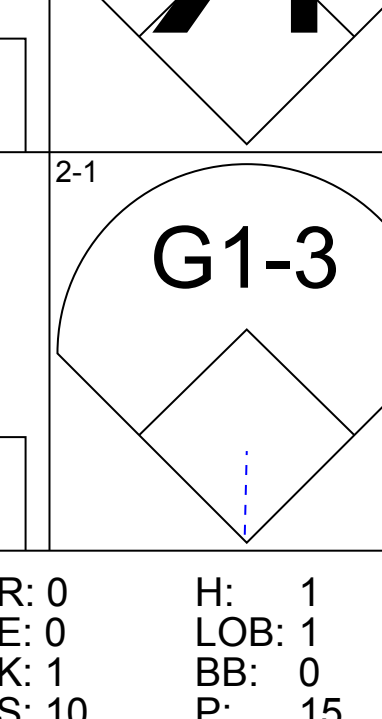
| Batter | 1 | 2 | 3 | 4 | 5 | 6 | 7 | 8 | 9 | AB | R | H | RBI | BB | SO | LOB | BOTTOM | | | | |
|---|-------------------------------|----------------------------------|-------------------------------|----------------------------------|------------------------------|---------------------------------|------------------------------|----------------------------------|-------------------------------|----------------------------------|------------------------------|----------------------------------|------------------------------|----------------------------------|------------------------------|---------------------------------|-------------------------------|----------------------------------|----------------------------------|------------------------------------|--------------------------|
| 13 Carl Crawford, L OBP: 0.309, SLG: 0.358 | K | | FC6-4 | | | | | G4-3 | | 3 | 0 | 0 | 0 | 1 | 1 | 1 | | | | | |
| Julio Lugo, R OBP: 0.327, SLG: 0.384 | G3 | | FC6-4 | | F7 | | | G1-3 | | 4 | 0 | 0 | 0 | 0 | 0 | 3 | | | | | |
| Aubrey Huff, L OBP: 0.364, SLG: 0.542 | K | | | | G4-3 | | | G3-1 | | 4 | 0 | 0 | 0 | 0 | 1 | 0 | | | | | |
| Al Martin, L OBP: 0.306, SLG: 0.357 | | FC4-6 1B | | P3 | | G4-3 | | | K | 4 | 0 | 1 | 0 | 0 | 1 | 0 | | | | | |
| Travis Lee, L OBP: 0.341, SLG: 0.449 | | FC4-6 | | | | G4-3 | | | K | 4 | 0 | 1 | 0 | 0 | 1 | 1 | | | | | |
| Marlon Anderson, L OBP: 0.332, SLG: 0.382 | | F8 | | | G5-3 | | | | | 4 | 0 | 0 | 0 | 0 | 0 | 2 | | | | | |
| Pete Laforest, L OBP: 0.238, SLG: 0.256 | | K | | | | | | F7 | | 3 | 0 | 1 | 0 | 0 | 1 | 1 | | | | | |
| Javier Valentin, S OBP: 0.255, SLG: 0.358 | | | F7 | | | | | | | 2 | 0 | 0 | 0 | 0 | 0 | 1 | | | | | |
| Damian Rolfs, R OBP: 0.300, SLG: 0.376 | | | | | | | | | | 3 | 0 | 1 | 0 | 0 | 0 | 2 | | | | | |
| Inning Stats | R: 0 E: 0 K: 2 S: 11 | H: 0 LOB: 0 BB: 0 P: 19 | R: 0 E: 0 K: 1 S: 11 | H: 1 LOB: 1 BB: 0 P: 14 | R: 0 E: 0 K: 0 S: 6 | H: 1 LOB: 1 BB: 0 P: 8 | R: 0 E: 0 K: 0 S: 8 | H: 1 LOB: 1 BB: 0 P: 12 | R: 0 E: 0 K: 0 S: 12 | H: 1 LOB: 2 BB: 1 P: 19 | R: 0 E: 0 K: 0 S: 7 | H: 0 LOB: 0 BB: 0 P: 11 | R: 0 E: 0 K: 0 S: 9 | H: 0 LOB: 1 BB: 0 P: 16 | R: 0 E: 0 K: 0 S: 6 | H: 0 LOB: 0 BB: 0 P: 7 | R: 0 E: 0 K: 2 S: 11 | H: 0 LOB: 0 BB: 0 P: 16 | 1B: 4 2B: 0 3B: 0 HR: 0 | SF: 0 SAC: 0 DP: 0 HBP: 1 | WP: 0 PA: 33 CS: 0 |
| PITCHER | IP | WLS | BF | H | R | ER | SO | BB | IBB | HBP | BLK | WP | HR | S | P | ERA | WHIP | | | | |
| Roger Clemens, R ERA: 3.94 | 7.0 | W | 27 | 4 | 0 | 0 | 3 | 1 | 0 | 1 | 0 | 0 | 0 | 64 | 99 | 0.00 | 0.714 | | | | |
| Felix Heredia, L ERA: 2.79 | 1.0 | | 3 | 0 | 0 | 0 | 0 | 0 | 0 | 0 | 0 | 0 | 0 | 6 | 7 | 0.00 | 0.000 | | | | |
| Antonio Osuna, R ERA: 3.94 | 1.0 | | 3 | 0 | 0 | 0 | 2 | 0 | 0 | 0 | 0 | 0 | 0 | 11 | 16 | 0.00 | 0.000 | | | | |

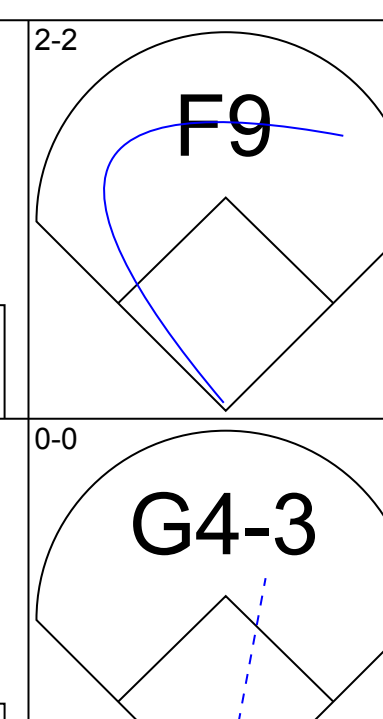
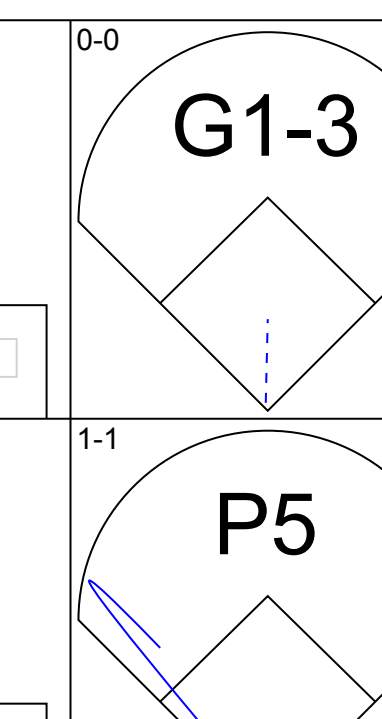
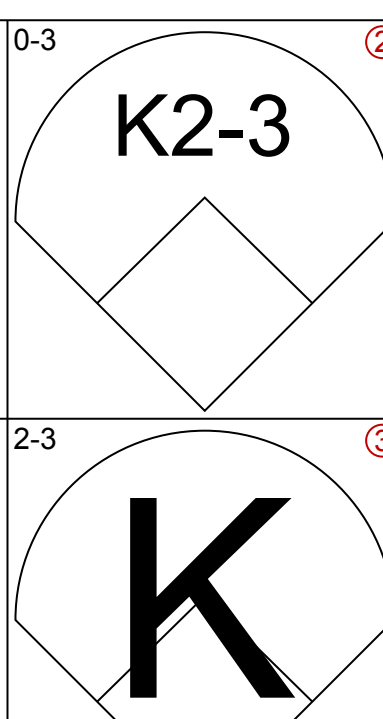
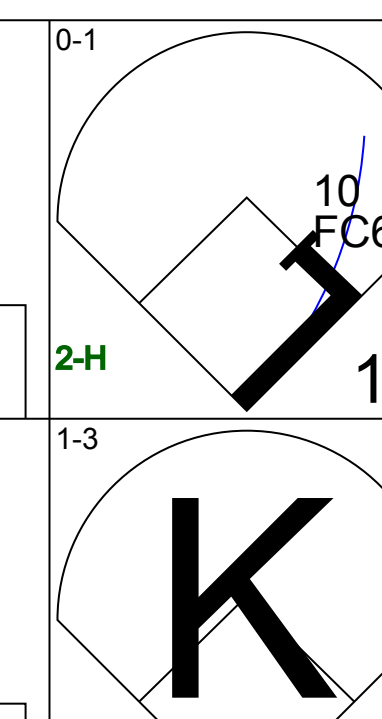
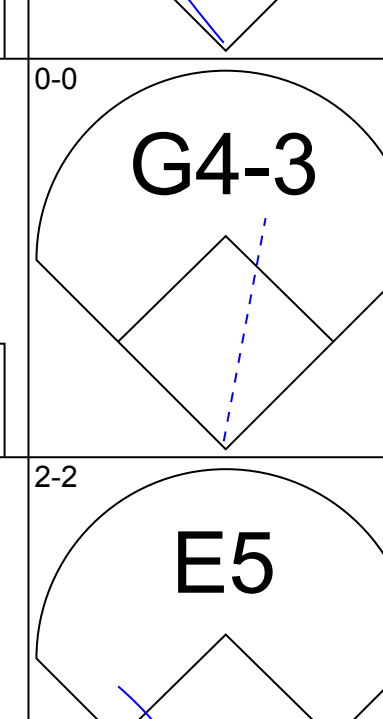
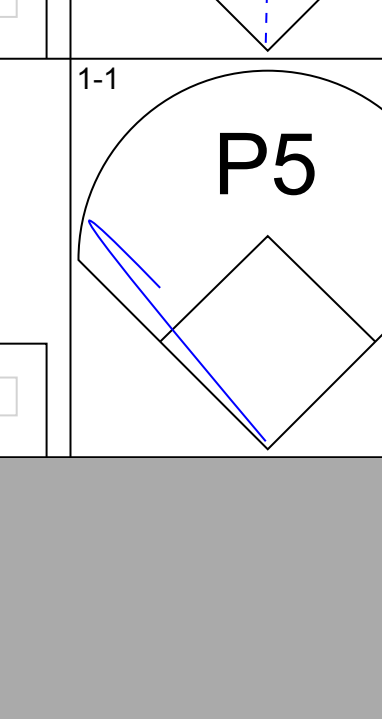

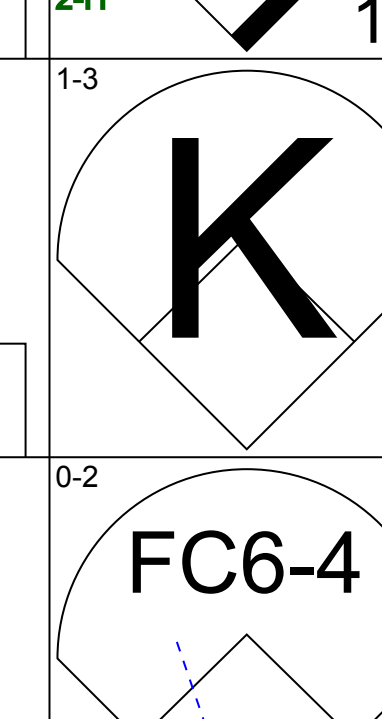
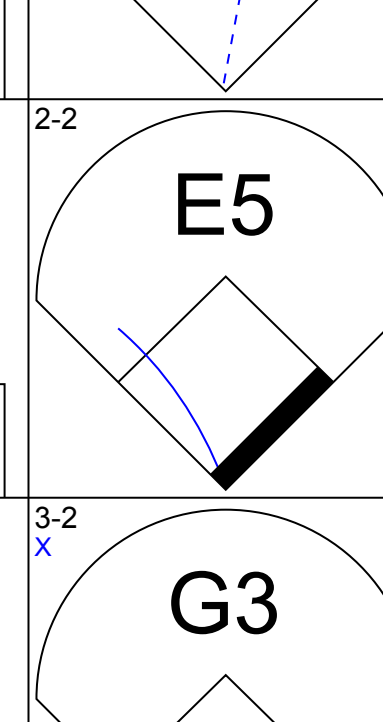
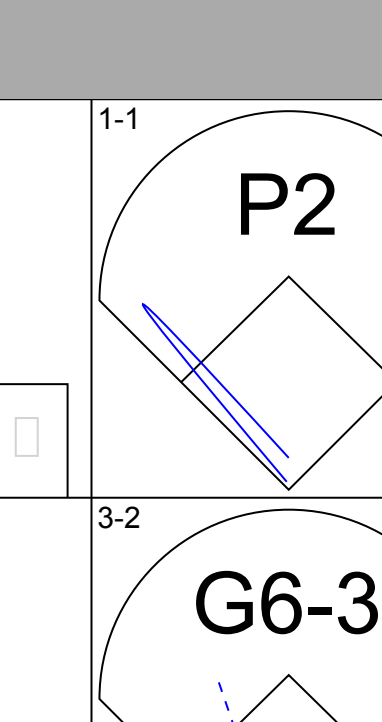
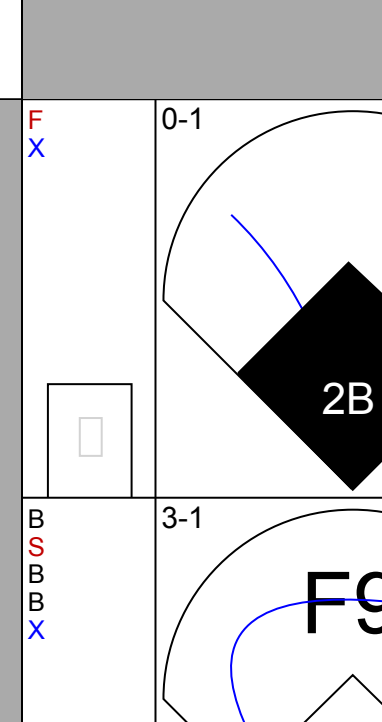
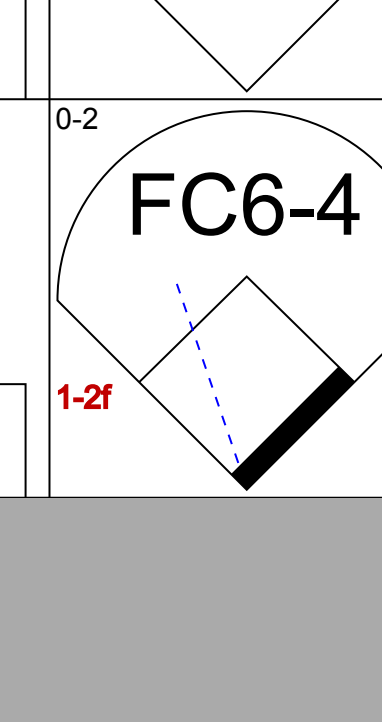
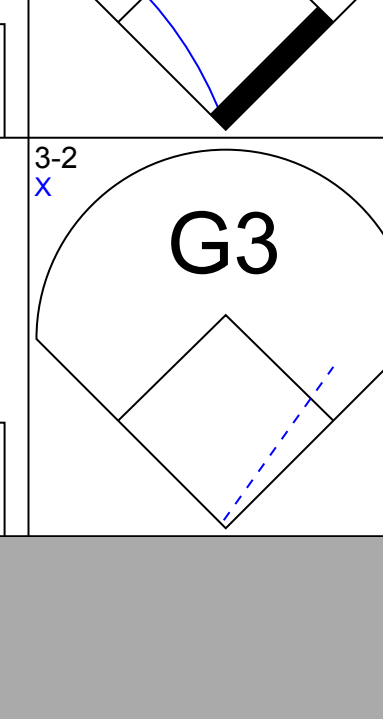
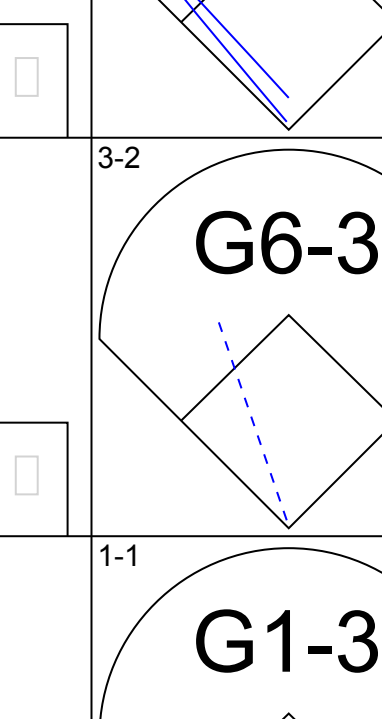
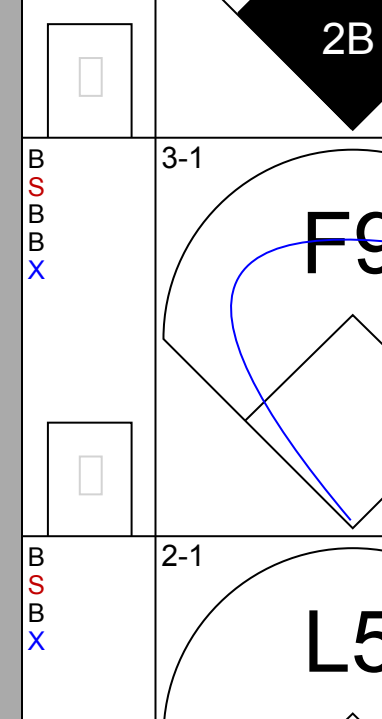
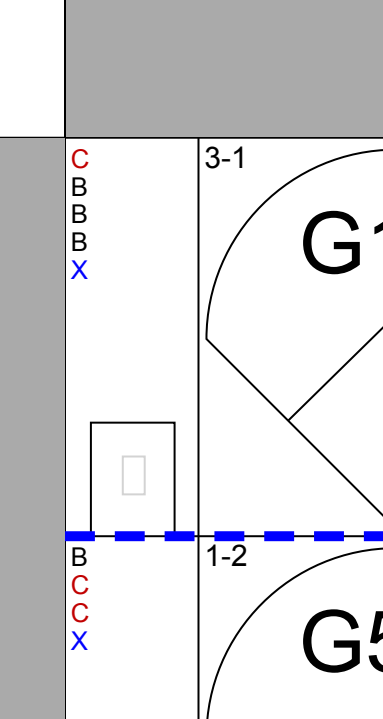
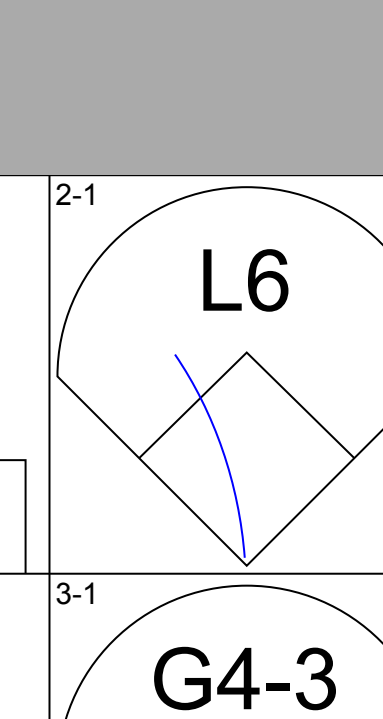
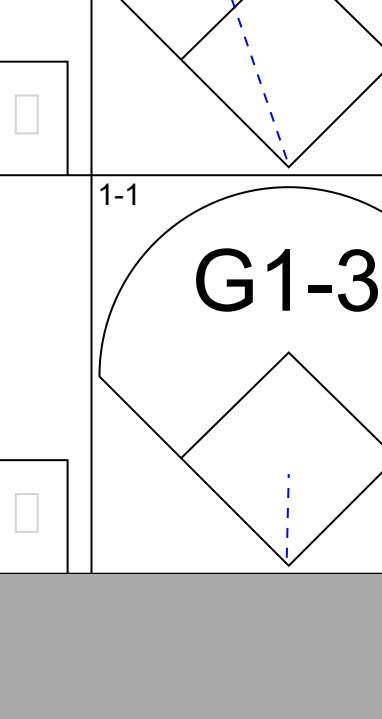
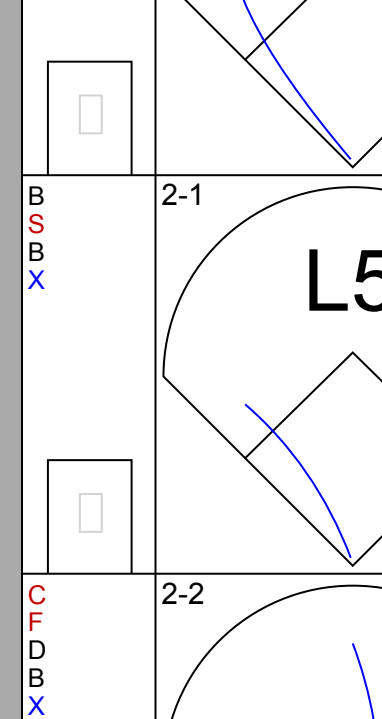
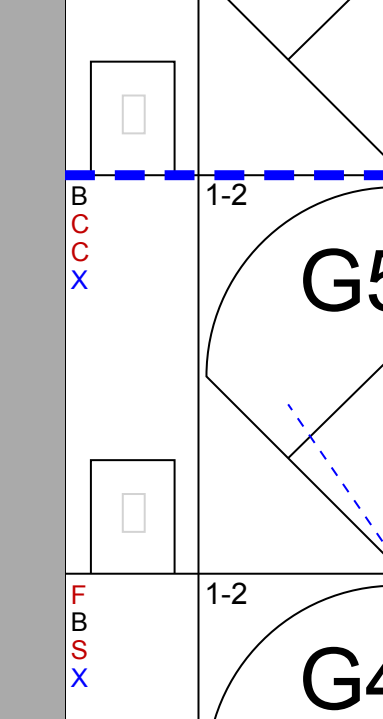
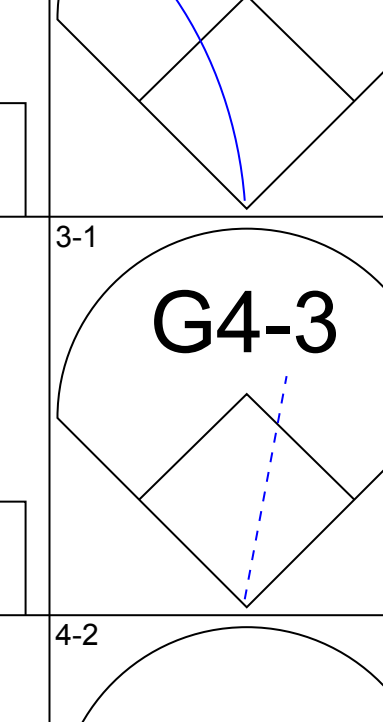
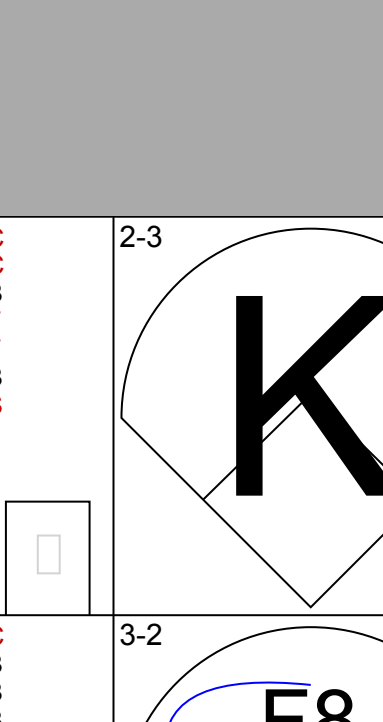
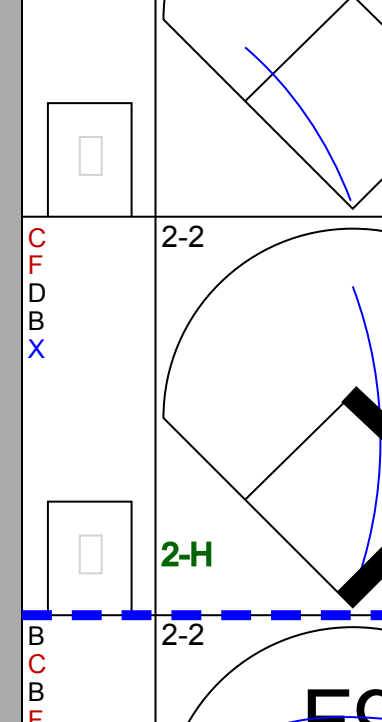
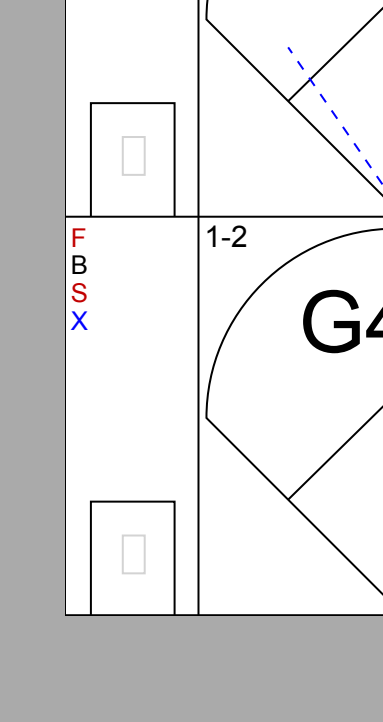
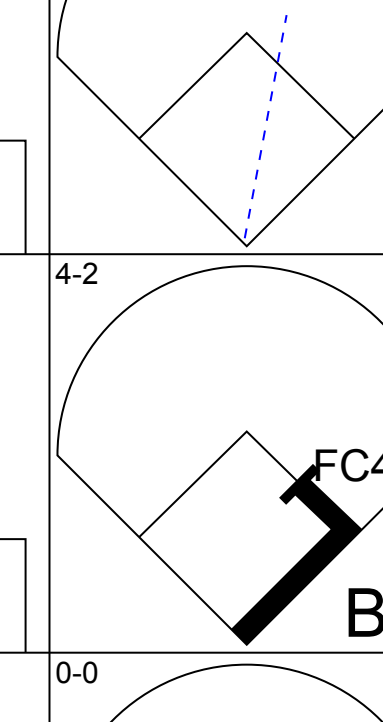
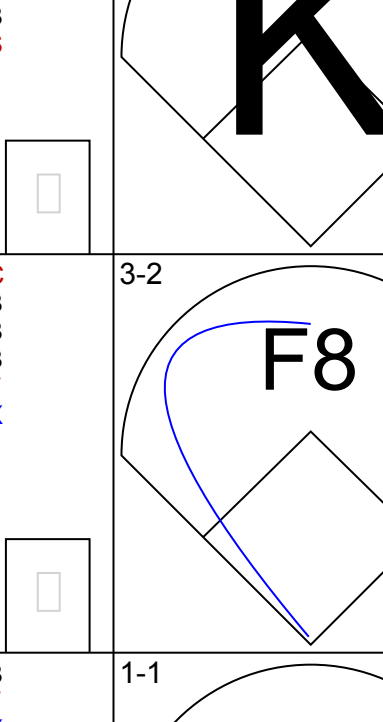
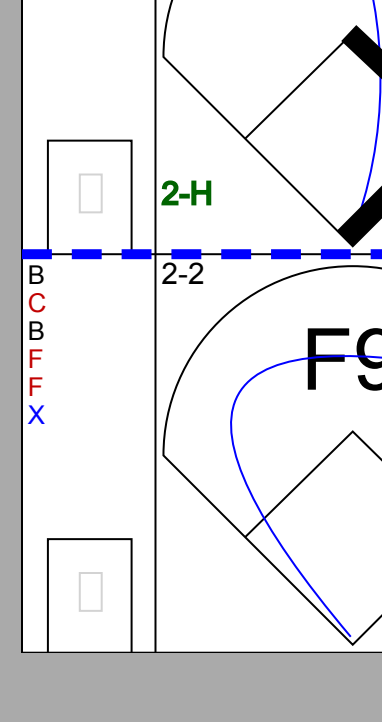
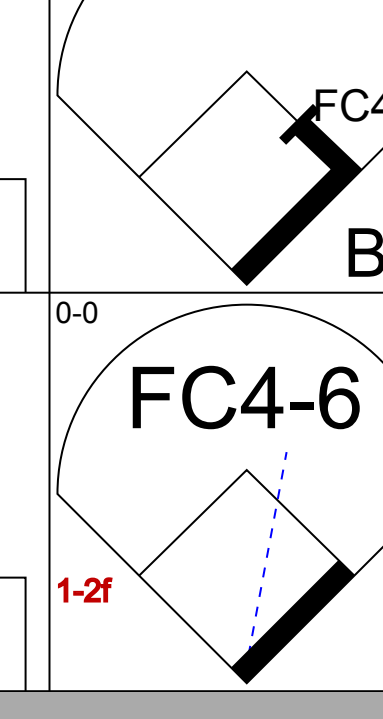
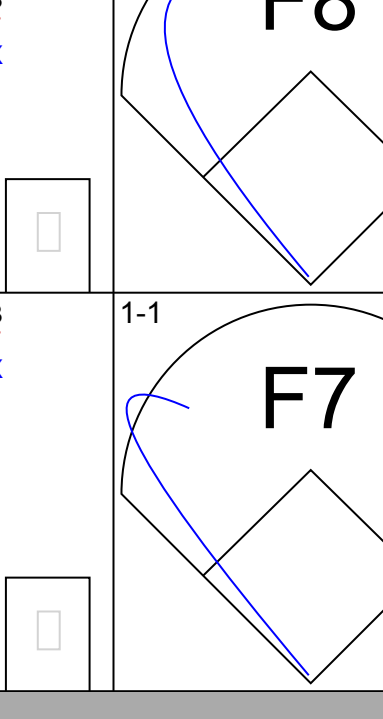
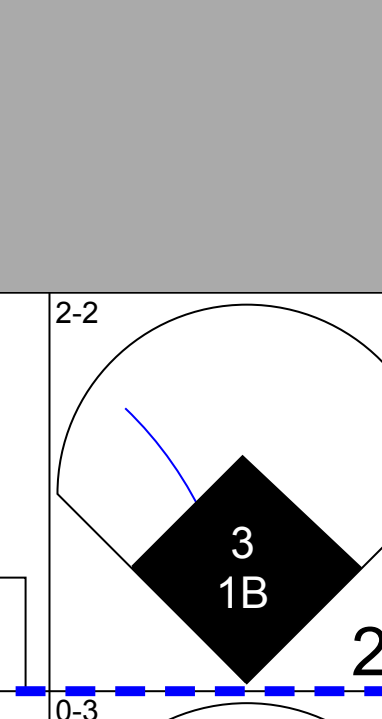
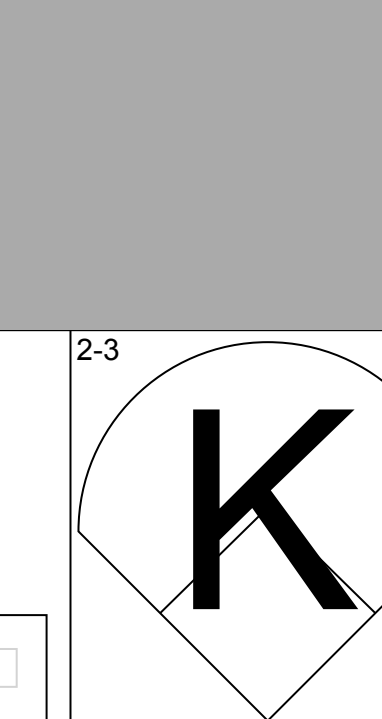
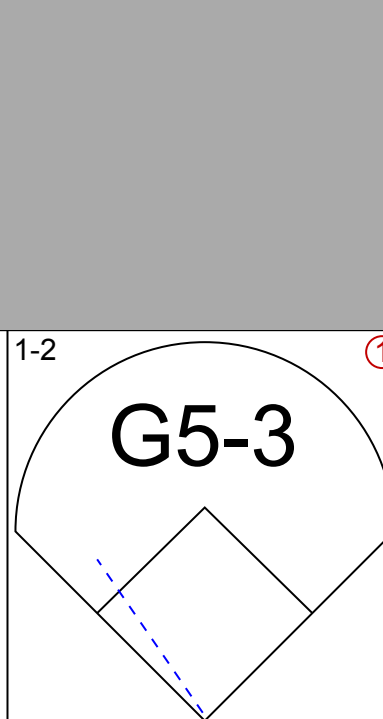
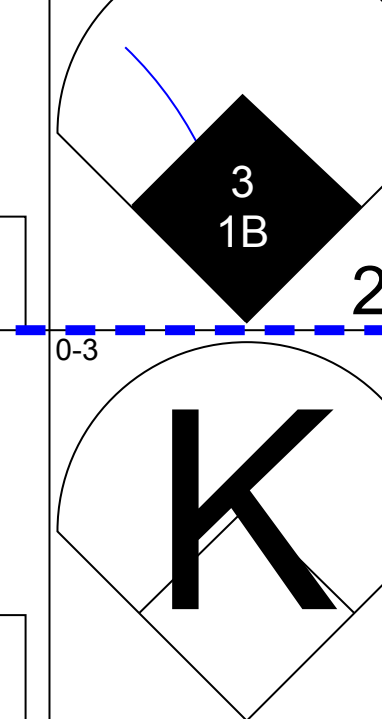
New York Yankees @ Tampa Bay Devil Rays
Tropicana Field, St. Petersburg, FL
Sun Sep 21 2003, 1:15 PM EDT
Att: 18,803 - Dome - 72 F

livebaseballscores.com

AB 31
R 0
H 4
RBI 0
BB 1
SO 5
LOB 11



| Batter | 1 | 2 | 3 | 4 | 5 | 6 | 7 | 8 | 9 | AB | R | H | RBI | BB | SO | LOB | TOP | | | | | |
|---|---|--|---|--|--|---|---|---|--|----------------------------------|-------------------------------|----------------------------------|------------------------------|---------------------------------|-------------------------------|----------------------------------|--|-------------------------------|----------------------------------|----------------------------------|------------------------------------|----------------------------------|
| 13 Carl Crawford, L OBP: 0.308, SLG: 0.357 (1, 7) |  | |  | |  |  | | |  | 5 | 0 | 1 | 1 | 0 | 2 | 0 | Tampa Bay Devil Rays @ Toronto Blue Jays SkyDome, Toronto, ON Mon Sep 22 2003, 7:05 PM EDT Att: 22,869 - Dome - 72 F | | | | | |
| Julio Lugo, R OBP: 0.330, SLG: 0.391 (1, 6) |  | |  | | |  | |  | 4 | 1 | 2 | 1 | 1 | 1 | 2 | | | | | | | |
| Aubrey Huff, L OBP: 0.362, SLG: 0.539 (1, 9) |  | | |  | |  |  |  | 5 | 1 | 1 | 0 | 0 | 1 | 2 | | | | | | | |
| 5 Rocco Baldelli, R OBP: 0.327, SLG: 0.418 (1, 8) |  | | |  | |  |  |  | 4 | 1 | 1 | 0 | 0 | 0 | 1 | | | | | | | |
| Travis Lee, L OBP: 0.342, SLG: 0.448 (1, 3) |  | | |  | |  |  | | 3 | 1 | 1 | 0 | 1 | 1 | 2 | | | | | | | |
| Damian Rolls, R OBP: 0.302, SLG: 0.376 (1, 5) | |  | |  | |  | |  | 3 | 1 | 1 | 2 | 0 | 1 | 0 | | | | | | | |
| Marlon Anderson, L OBP: 0.333, SLG: 0.383 (1, 4) | |  | |  | |  | |  | 4 | 0 | 2 | 1 | 0 | 0 | 2 | | | | | | | |
| Toby Hall, R OBP: 0.301, SLG: 0.386 Javier Valentin, S OBP: 0.254, SLG: 0.356 (6, 2) | |  | | |  |  | |  | 3 | 0 | 0 | 0 | 0 | 3 | 2 | | | | | | | |
| Pete Laforest, L OBP: 0.217, SLG: 0.233 (1, 10) | | |  | |  |  | |  | 4 | 0 | 0 | 0 | 0 | 1 | 3 | | | | | | | |
| Inning Stats | R: 0 E: 0 K: 2 S: 15 | H: 2 LOB: 2 BB: 0 P: 19 | R: 0 E: 0 K: 2 S: 8 | H: 0 LOB: 0 BB: 0 P: 10 | R: 0 E: 0 K: 2 S: 9 | H: 0 LOB: 0 BB: 0 P: 11 | R: 0 E: 0 K: 1 S: 9 | H: 1 LOB: 2 BB: 0 P: 15 | R: 0 E: 0 K: 1 S: 7 | H: 0 LOB: 0 BB: 0 P: 10 | R: 5 E: 0 K: 2 S: 16 | H: 5 LOB: 2 BB: 1 P: 25 | R: 0 E: 0 K: 0 S: 7 | H: 0 LOB: 0 BB: 0 P: 9 | R: 0 E: 0 K: 1 S: 10 | H: 1 LOB: 1 BB: 0 P: 15 | | R: 0 E: 0 K: 0 S: 10 | H: 0 LOB: 1 BB: 1 P: 16 | 1B: 8 2B: 0 3B: 0 HR: 1 | SF: 0 SAC: 0 DP: 0 HBP: 2 | WP: 0 PB: 0 SB: 0 CS: 0 |
| PITCHER | IP | WLS | BF | H | R | ER | SO | BB | IBB | HBP | BLK | WP | HR | S | P | ERA | WHIP | | | | | |
| 32 Roy Halladay, R ERA: 3.22 Dan Reichert, R ERA: 5.73 Vinnie Chulk, R ERA: | (1, 1) | 5.0 | L | 22 | 5 | 3 | 3 | 8 | 0 | 0 | 2 | 0 | 0 | 1 | 51 | 70 | 5.40 | 1.000 | | | | |
| (6, 1) | 1.0 | 7 | 3 | 2 | 2 | 2 | 2 | 1 | 0 | 0 | 0 | 0 | 0 | 13 | 20 | 18.00 | 4.000 | | | | | |
| (7, 1) | 3.0 | 11 | 1 | 0 | 0 | 0 | 1 | 1 | 0 | 0 | 0 | 0 | 0 | 27 | 40 | 0.00 | 0.667 | | | | | |

| Batter | 1 | 2 | 3 | 4 | 5 | 6 | 7 | 8 | 9 | AB | R | H | RBI | BB | SO | LOB | BOTTOM | | | | |
|---|---|---|---|---|--|---|---|---|---|----------------------------------|-------------------------------|----------------------------------|-------------------------------|----------------------------------|------------------------------|----------------------------------|--|----------------------------------|------------------------------------|----------------------------------|--------|
| 3 Reed Johnson, R OBP: 0.349, SLG: 0.422 (1, 7) |  | |  | | |  | |  | | 4 | 0 | 1 | 1 | 0 | 1 | 0 | Tampa Bay Devil Rays @ Toronto Blue Jays SkyDome, Toronto, ON Mon Sep 22 2003, 7:05 PM EDT Att: 22,869 - Dome - 72 F | | | | |
| Eric Hinske, L OBP: 0.331, SLG: 0.441 (1, 5) |  | |  | | |  | |  | 4 | 0 | 0 | 0 | 0 | 2 | 1 | | | | | | |
| 10 Vernon Wells, R OBP: 0.360, SLG: 0.558 (1, 8) |  | | |  | | |  |  | 4 | 1 | 1 | 0 | 0 | 0 | 1 | | | | | | |
| Carlos Delgado, L OBP: 0.424, SLG: 0.565 (1, 3) |  | | |  | | |  | |  | 4 | 0 | 0 | 0 | 0 | 2 | | | | | | |
| Josh Phelps, R OBP: 0.356, SLG: 0.473 (1, 10) | |  | |  | | |  | |  | 4 | 0 | 0 | 0 | 0 | 1 | | | | | | |
| Bobby Kielty, S OBP: 0.360, SLG: 0.400 (1, 9) | |  | | |  | |  | |  | 4 | 0 | 1 | 1 | 0 | 1 | 0 | | | | | |
| Mike Bordick, R OBP: 0.335, SLG: 0.375 (1, 6) | |  | | |  | |  | | | 2 | 0 | 0 | 0 | 1 | 0 | 1 | | | | | |
| Orlando Hudson, S OBP: 0.327, SLG: 0.397 (1, 4) | |  | | |  | | |  | 3 | 1 | 1 | 0 | 0 | 0 | 1 | | | | | | |
| Kevin Cash, R OBP: 0.155, SLG: 0.152 Howie Clark, L OBP: 0.400, SLG: 0.431 Tom Wilson, R OBP: 0.330, SLG: 0.393 (9, 2) | | |  | | |  | |  | 2 | 0 | 0 | 0 | 0 | 1 | 0 | | | | | | |
| Inning Stats | R: 0 E: 1 K: 0 S: 14 | H: 0 LOB: 1 BB: 0 P: 21 | R: 0 E: 0 K: 0 S: 8 | H: 0 LOB: 1 BB: 1 P: 17 | R: 0 E: 0 K: 1 S: 7 | H: 0 LOB: 0 BB: 0 P: 10 | R: 0 E: 0 K: 0 S: 7 | H: 0 LOB: 0 BB: 0 P: 12 | R: 0 E: 0 K: 1 S: 10 | H: 0 LOB: 0 BB: 0 P: 16 | R: 1 E: 0 K: 0 S: 13 | H: 2 LOB: 1 BB: 0 P: 22 | R: 1 E: 0 K: 2 S: 14 | H: 2 LOB: 1 BB: 0 P: 17 | R: 0 E: 0 K: 0 S: 8 | H: 0 LOB: 0 BB: 0 P: 13 | | 1B: 1 2B: 3 3B: 0 HR: 0 | SF: 0 SAC: 0 DP: 0 HBP: 0 | WP: 0 PB: 0 SB: 0 CS: 0 | PA: 33 |
| PITCHER | IP | WLS | BF | H | R | ER | SO | BB | IBB | HBP | BLK | WP | HR | S | P | ERA | WHIP | | | | |
| Rob Bell, R ERA: 5.29 Chad Gaudin, R ERA: 4.04 Joe Kennedy, L ERA: 6.2 Lance Carter, R ERA: 4.14 | (1, 1) | 6.2 | W | 24 | 2 | 1 | 1 | 4 | 0 | 0 | 0 | 0 | 0 | 7 | 11 | 27.00 | 3.000 | | | | |
| (7, 1) | 0.1 | 2 | 1 | 1 | 1 | 0 | 0 | 0 | 0 | 0 | 0 | 0 | 0 | 13 | 17 | 0.00 | 0.750 | | | | |
| (8, 1) | 1.1 | 5 | 1 | 0 | 0 | 2 | 0 | 0 | 0 | 0 | 0 | 0 | 0 | 6 | 8 | 0.00 | 0.000 | | | | |
| (9, 1) | 0.2 | 2 | 0 | 0 | 0 | 0 | 0 | 0 | 0 | 0 | 0 | 0 | 0 | 6 | 8 | 0.00 | 0.000 | | | | |


| Batter | 1 | 2 | 3 | 4 | 5 | 6 | 7 | 8 | 9 | AB | R | H | RBI | BB | SO | LOB | TOP | | | | | | | | |
|---|-------------------------------|----------------------------------|------------------------------|---------------------------------|-------------------------------|----------------------------------|-------------------------------|----------------------------------|------------------------------|---------------------------------|------------------------------|---------------------------------|------------------------------|---------------------------------|-------------------------------|----------------------------------|------------------------------|----------------------------------|----------------------------------|------------------------------------|----------------------------------|--------|--|--|--|
| 13 Carl Crawford, L (1, 7) OBP: 0.308, SLG: 0.359 Adam Platt, R (9, PH) OBP: 0.273, SLG: 0.462 | 1-2 G4-3 | | 3-1 F7 | | 0-0 HR | | 1-2 G4-3 | | 4-1 G5-3 BB | 4 | 1 | 1 | 0 | 0 | 0 | 0 | | | | | | | | | |
| Julio Lugo, R (1, 6) OBP: 0.326, SLG: 0.395 | 0-1 L4 | | 3-3 K | | 0-0 HR | | 1-1 G6-3 | | 2-1 G5-3 | 5 | 1 | 1 | 2 | 0 | 1 | 1 | | | | | | | | | |
| Aubrey Huff, L (1, 9) OBP: 0.365, SLG: 0.546 | 1-2 5 1B | | 2-0 HR | | 2-0 1B | | | 1-2 1B | 2-1 F7 | 5 | 3 | 4 | 1 | 0 | 0 | 1 | | | | | | | | | |
| 5 Rocco Baldelli, R (1, 8) OBP: 0.328, SLG: 0.419 | 1-2 1B | | 0-0 1B | | 0-0 F9 | | | 0-2 F8 | | 4 | 0 | 2 | 0 | 0 | 0 | 2 | | | | | | | | | |
| Travis Lee, L (1, 3) OBP: 0.345, SLG: 0.450 | 1-1 FC5-4 | | 4-2 1B | | 1-1 L3 | | | 2-2 G3 1B | 1-2 1B | 3 | 0 | 2 | 1 | 1 | 0 | 1 | | | | | | | | | |
| Damian Rolis, R (1, 5) OBP: 0.302, SLG: 0.375 | 1-2 FC5-4 | | 3-2 K | | 1-1 G5-3 | | | 1-2 G3 1B | 1-2 2-H 1B | 4 | 0 | 1 | 1 | 0 | 1 | 4 | | | | | | | | | |
| Marlon Anderson, L (1, 4) OBP: 0.331, SLG: 0.379 | | | 0-0 F9 | | 1-2 G4-3 | | | 0-0 G3 | | 4 | 0 | 0 | 0 | 0 | 0 | 2 | | | | | | | | | |
| Toby Hall, R (1, 2) OBP: 0.299, SLG: 0.383 | 0-1 L8 | | 3-3 K | | 2-0 L6 | | | 3-2 P6 | | 4 | 0 | 0 | 0 | 0 | 1 | 2 | | | | | | | | | |
| Pete Laforest, L (1, 10) OBP: 0.208, SLG: 0.222 31 Jonny Gomes, R (7, PH) OBP: 0.214, SLG: 0.231 | 3-3 K | | 2-3 K | | | | 0-0 F8 | | 0-1 F9 | 2 | 0 | 0 | 0 | 0 | 2 | 0 | | | | | | | | | |
| Inning Stats | R: 1 E: 0 K: 0 S: 16 | H: 3 LOB: 2 BB: 0 P: 21 | R: 0 E: 0 K: 1 S: 6 | H: 0 LOB: 0 BB: 0 P: 9 | R: 1 E: 1 K: 2 S: 12 | H: 2 LOB: 2 BB: 1 P: 27 | R: 0 E: 0 K: 2 S: 11 | H: 0 LOB: 0 BB: 0 P: 17 | R: 2 E: 0 K: 0 S: 6 | H: 3 LOB: 0 BB: 0 P: 9 | R: 0 E: 0 K: 0 S: 4 | H: 0 LOB: 0 BB: 0 P: 8 | R: 0 E: 0 K: 0 S: 6 | H: 0 LOB: 0 BB: 0 P: 8 | R: 1 E: 0 K: 0 S: 19 | H: 3 LOB: 2 BB: 0 P: 26 | R: 0 E: 0 K: 0 S: 7 | H: 0 LOB: 1 BB: 1 P: 15 | 1B: 8 2B: 1 3B: 1 HR: 2 | SF: 0 SAC: 0 DP: 1 HBP: 0 | WP: 0 PB: 0 SB: 0 CS: 0 | PA: 39 | | | |
| PITCHER | IP | WLS | BF | H | R | ER | SO | BB | IBB | HBP | BLK | WP | HR | S | P | ERA | WHIP | | | | | | | | |
| Josh Towers, R (1, 1) ERA: 4.92 | 4.0 | | 20 | 7 | 4 | 4 | 5 | 1 | 0 | 0 | 0 | 0 | 2 | 47 | 76 | 9.00 | 2.000 | | | | | | | | |
| Jason Kershner, L (5, 1) ERA: 3.17 | 3.1 | W | 12 | 3 | 1 | 1 | 0 | 0 | 0 | 0 | 0 | 0 | 0 | 23 | 35 | 2.70 | 0.900 | | | | | | | | |
| Aquilino Lopez, R (8, 1) ERA: 3.42 | 1.0 | H | 4 | 1 | 0 | 0 | 0 | 0 | 0 | 0 | 0 | 0 | 0 | 12 | 16 | 0.00 | 1.000 | | | | | | | | |
| Trever Miller, L (9, 1) ERA: 4.62 | 0.2 | | 3 | 0 | 0 | 0 | 0 | 1 | 0 | 0 | 0 | 0 | 0 | 5 | 13 | 0.00 | 1.500 | | | | | | | | |

| | |
|-----|----|
| AB | 37 |
| R | 5 |
| H | 11 |
| RBI | 5 |
| BB | 2 |
| SO | 5 |
| LOB | 13 |



| | | | |
|----|---|----|----|
| WP | 0 | PA | 39 |
| PB | 0 | | |
| SB | 0 | | |
| CS | 0 | | |

| | |
|-----|----|
| AB | 31 |
| R | 8 |
| H | 10 |
| RBI | 8 |
| BB | 3 |
| SO | 2 |
| LOB | 13 |



| | | | |
|----|---|----|----|
| WP | 0 | PA | 38 |
| PB | 0 | | |
| SB | 0 | | |
| CS | 0 | | |

| Batter | 1 | 2 | 3 | 4 | 5 | 6 | 7 | 8 | 9 | AB | R | H | RBI | BB | SO | LOB | BOTTOM | | | | | | | | |
|---|------------------------------|----------------------------------|-------------------------------|----------------------------------|-------------------------------|----------------------------------|-------------------------------|----------------------------------|------------------------------|----------------------------------|-------------------------------|----------------------------------|------------------------------|---------------------------------|-------------------------------|----------------------------------|----------------------------------|------------------------------------|----------------------------------|--------|--|--|--|--|--|
| 3 Reed Johnson, R (1, 9) OBP: 0.352, SLG: 0.435 (8, 7) | 2-3 K | | 1-1 1B | | 1-1 SF8 | | 2-0 HR | | 2-2 G1-6-3 1B | 4 | 2 | 3 | 4 | 0 | 1 | 0 | | | | | | | | | |
| Howie Clark, L (1, 7) OBP: 0.405, SLG: 0.435 Bobby Kielty, S (8, 9) OBP: 0.360, SLG: 0.400 | 0-1 G6-3 | | 0-1 F9 | | 2-3 3-H 2-1 1B | | 1-1 G5-3 | | 1-2 G1-6-3 | 4 | 0 | 2 | 2 | 0 | 0 | 0 | | | | | | | | | |
| 10 Vernon Wells, R (1, 8) OBP: 0.359, SLG: 0.557 | 3-2 G6-3 | | 1-1 P6 | | 0-0 P3 | | 0-1 2B | | | 4 | 0 | 1 | 0 | 0 | 0 | 2 | | | | | | | | | |
| Carlos Delgado, L (1, 3) OBP: 0.424, SLG: 0.569 | | | 2-2 F9 | | 2-1 HR | | 3-2 F8 | | | 3 | 1 | 1 | 1 | 0 | 0 | 2 | | | | | | | | | |
| Greg Myers, L (1, 10) OBP: 0.376, SLG: 0.505 Josh Phelps, R (7, PH) OBP: 0.355, SLG: 0.471 | 4-2 FC1-6 BB | | 1-0 G3 | | 3-1 G3 | | 0-0 G5-3 | | | 2 | 0 | 0 | 0 | 1 | 0 | 1 | | | | | | | | | |
| Eric Hinske, L (1, 5) OBP: 0.329, SLG: 0.437 | 0-0 F8 | | 1-1 G4-3 | | 2-3 K | | 0-1 G4-3 | | | 4 | 0 | 0 | 0 | 0 | 1 | 2 | | | | | | | | | |
| Orlando Hudson, S (1, 4) OBP: 0.326, SLG: 0.395 | 1-0 FC1-6 BB | | 4-2 HBP 1B BB | | 0-0 G3-1 | | 1-1 L9 | | | 3 | 1 | 0 | 0 | 1 | 0 | 2 | | | | | | | | | |
| Chris Woodward, R (1, 6) OBP: 0.314, SLG: 0.395 | 4-2 FC6-4 BB | | 1-1 E 3 SF8 HBP | | 0-0 G5-3 | | 0-1 SH5-3 3 1B 2B | | | 2 | 2 | 1 | 0 | 1 | 0 | 0 | | | | | | | | | |
| Kevin Cash, R (1, 2) OBP: 0.170, SLG: 0.168 | 0-0 FC6-4 | | 1-0 E8 3 SF8 1B | | 1-1 HR 1B | | 2-1 SH5-3 | | | 3 | 2 | 2 | 1 | 0 | 0 | 3 | | | | | | | | | |
| Inning Stats | R: 0 E: 0 K: 1 S: 8 | H: 0 LOB: 0 BB: 0 P: 13 | R: 0 E: 0 K: 0 S: 13 | H: 0 LOB: 2 BB: 2 P: 26 | R: 1 E: 0 K: 0 S: 10 | H: 2 LOB: 1 BB: 0 P: 15 | R: 3 E: 1 K: 0 S: 12 | H: 2 LOB: 1 BB: 1 P: 22 | R: 1 E: 0 K: 1 S: 8 | H: 1 LOB: 0 BB: 0 P: 15 | R: 2 E: 0 K: 0 S: 11 | H: 3 LOB: 1 BB: 0 P: 18 | R: 0 E: 0 K: 0 S: 5 | H: 0 LOB: 0 BB: 0 P: 6 | R: 1 E: 0 K: 0 S: 11 | H: 2 LOB: 2 BB: 0 P: 16 | 1B: 5 2B: 3 3B: 0 HR: 2 | SF: 1 SAC: 1 DP: 1 HBP: 2 | WP: 0 PB: 0 SB: 0 CS: 0 | PA: 38 | | | | | |
| PITCHER | IP | WLS | BF | H | R | ER | SO | BB | IBB | HBP | BLK | WP | HR | S | P | ERA | WHIP | | | | | | | | |
| Victor Zambrano, R (1, 1) ERA: 4.34 | 5.0 | L | 25 | 5 | 5 | 4 | 2 | 0 | 0 | 0 | 0 | 0 | 1 | 51 | 91 | 7.20 | 1.600 | | | | | | | | |
| Brandon Backe, R (6, 1) ERA: 5.44 | 0.2 | | 5 | 3 | 2 | 2 | 0 | 0 | 0 | 0 | 0 | 0 | 1 | 8 | 12 | 27.00 | 4.500 | | | | | | | | |
| Jon Switzer, L (6, 1) ERA: 7.45 | 1.1 | | 4 | 0 | 0 | 0 | 0 | 0 | 0 | 0 | 0 | 0 | 0 | 8 | 12 | 0.00 | 0.000 | | | | | | | | |
| Carlos Reyes, R (8, 1) ERA: 5.45 | 1.0 | | 4 | 2 | 1 | 1 | 0 | 0 | 0 | 0 | 0 | 0 | 0 | 11 | 16 | 9.00 | 2.000 | | | | | | | | |

| | |
|-----|----|
| AB | 31 |
| R | 8 |
| H | 10 |
| RBI | 8 |
| BB | 3 |
| SO | 2 |
| LOB | 13 |



| | | | |
|----|---|----|----|
| WP | 0 | PA | 38 |
| PB | 0 | | |
| SB | 0 | | |
| CS | 0 | | |

Tampa Bay Devil Rays @ Toronto Blue Jays
SkyDome, Toronto, ON
Tue Sep 23 2003, 7:05 PM EDT
Att: 17,208 - Cloudy - 66 F

livebaseballscorecards.com

| Batter | 1 | 2 | 3 | 4 | 5 | 6 | 7 | 8 | 9 | AB | R | H | RBI | BB | SO | LOB | TOP | | | | | | | | | | | |
|---|-------------------------------|----------------------------------|-------------------------------|----------------------------------|-------------------------------|-------------------------------------|-------------------------------|----------------------------------|------------------------------|----------------------------------|-------------------------------|----------------------------------|------------------------------|----------------------------------|------------------------------|---------------------------------|--|------------------------------------|----------------------------------|--------|--|--|--|--|--|--|--|--|
| 13 Carl Crawford, L OBP: 0.308, SLG: 0.359 | 3-3 K | 0-2 S 1B | | 3-2 1B | | 0-0 G6-4-3 1-2H 3-H 4-2 | | | 0-1 G4-3 | 5 | 0 | 2 | 0 | 0 | 1 | 1 | Tampa Bay Devil Rays @ Toronto Blue Jays SkyDome, Toronto, ON Wed Sep 24 2003, 7:05 PM EDT Att: 16:050 - Dome - 72 F | | | | | | | | | | | |
| Julio Lugo, R OBP: 0.333, SLG: 0.403 | 0-0 HR | 4-0 BB | | 1-1 1B | | | | 1-1 F9 | 3 | 1 | 2 | 1 | 2 | 0 | 0 | | | | | | | | | | | | | |
| Aubrey Huff, L OBP: 0.364, SLG: 0.548 | 0-3 K | 0-3 K | | 2-3 K | | 0-1 G3 | | 0-1 HR | 5 | 1 | 1 | 1 | 0 | 3 | 5 | | | | | | | | | | | | | |
| 5 Rocco Baldelli, R OBP: 0.327, SLG: 0.417 | 0-1 BB S 1B | | 0-1 G5-3 | | 0-3 K | | 0-2 G4-3 | 0-0 P3 | 5 | 0 | 1 | 0 | 0 | 1 | 0 | | | | | | | | | | | | | |
| Travis Lee, L OBP: 0.346, SLG: 0.449 | 4-1 BB BB | | 3-3 K | | 0-0 S 1B | | 3-2 G4-3 | | 3 | 0 | 1 | 0 | 1 | 1 | 0 | | | | | | | | | | | | | |
| Damian Rolls, R OBP: 0.304, SLG: 0.374 | 4-1 BB | | 0-0 1B | | 2-0 P6 | | 2-2 G6-3 | | 3 | 0 | 1 | 0 | 1 | 0 | 1 | | | | | | | | | | | | | |
| Marlon Anderson, L OBP: 0.328, SLG: 0.376 | 0-3 K | | 2-3 K | | 3-1 G1-3 1-2 | | | 1-0 F7 | 4 | 0 | 0 | 0 | 0 | 2 | 5 | | | | | | | | | | | | | |
| Toby Hall, R OBP: 0.298, SLG: 0.384 | | 2-2 P5 | | 1-0 P6 | | 2-2 WP 13 G6-4-3 2B | | 1-2 G5-3 | 4 | 1 | 1 | 0 | 0 | 0 | 0 | | | | | | | | | | | | | |
| 31 Jonny Gomes, R OBP: 0.188, SLG: 0.200 | | 1-3 K | | 1-3 K2-3 | | 4-2 13 G6-4-3 BB | | 0-2 F7 | 2 | 0 | 0 | 0 | 0 | 2 | 0 | | | | | | | | | | | | | |
| Terry Shumpert, R OBP: 0.301, SLG: 0.388 (6, PH) | | | | | | | | | 0 | 0 | 0 | 0 | 1 | 0 | 0 | | | | | | | | | | | | | |
| Pete Laforest, L OBP: 0.204, SLG: 0.217 (6, PH) | | | | | | | | | 1 | 0 | 0 | 0 | 0 | 0 | 0 | | | | | | | | | | | | | |
| Inning Stats | R: 1 E: 0 K: 3 S: 15 | H: 2 LOB: 3 BB: 2 P: 26 | R: 0 E: 0 K: 2 S: 15 | H: 1 LOB: 2 BB: 1 P: 22 | R: 0 E: 0 K: 2 S: 10 | H: 1 LOB: 1 BB: 0 P: 14 | R: 0 E: 0 K: 2 S: 12 | H: 2 LOB: 2 BB: 0 P: 20 | R: 0 E: 0 K: 1 S: 7 | H: 1 LOB: 1 BB: 0 P: 12 | R: 0 E: 0 K: 0 S: 10 | H: 0 LOB: 0 BB: 0 P: 15 | R: 0 E: 0 K: 0 S: 8 | H: 0 LOB: 0 BB: 0 P: 10 | R: 1 E: 0 K: 0 S: 7 | H: 1 LOB: 0 BB: 0 P: 8 | 1B: 6 2B: 1 3B: 0 HR: 2 | SF: 0 SAC: 0 DP: 1 HBP: 0 | WP: 1 PB: 0 SB: 3 CS: 0 | PA: 40 | | | | | | | | |
| PITCHER | IP | WLS | BF | H | R | ER | SO | BB | IBB | HBP | BLK | WP | HR | S | P | ERA | WHIP | | | | | | | | | | | |
| Kelvin Escobar, R ERA: 4.29 | (1, 1) | 7.0 | W | 33 | 8 | 2 | 2 | 10 | 5 | 0 | 0 | 0 | 1 | 1 | 81 | 131 | 2.57 | 1.857 | | | | | | | | | | |
| Aquilino Lopez, R ERA: 3.45 | (8, 1) | 2.0 | S | 7 | 1 | 1 | 1 | 0 | 0 | 0 | 0 | 0 | 0 | 1 | 15 | 18 | 4.50 | 0.500 | | | | | | | | | | |

| | |
|-----|----|
| AB | 35 |
| R | 3 |
| H | 9 |
| RBI | 2 |
| BB | 5 |
| SO | 10 |
| LOB | 12 |



| Batter | 1 | 2 | 3 | 4 | 5 | 6 | 7 | 8 | 9 | AB | R | H | RBI | BB | SO | LOB | BOTTOM | | | | | | | | | | | | |
|---|-------------------------------|----------------------------------|------------------------------|----------------------------------|------------------------------|----------------------------------|------------------------------------|--------------------------------------|------------------------------|---------------------------------|-------------------------------|----------------------------------|-------------------------------|----------------------------------|------------------------------|----------------------------------|--|----------------------------------|------------------------------------|----------------------------------|--------|--|--|--|--|--|--|--|--|
| 3 Reed Johnson, R OBP: 0.353, SLG: 0.433 | 2-1 F9 | | 1-3 K | | | 4-1 BB 2B | 4-0 10 BB 10 WP IBB | | | 2 | 1 | 0 | 0 | 2 | 1 | 0 | Tampa Bay Devil Rays @ Toronto Blue Jays SkyDome, Toronto, ON Wed Sep 24 2003, 7:05 PM EDT Att: 16:050 - Dome - 72 F | | | | | | | | | | | | |
| Frank Catalanotto, L OBP: 0.382, SLG: 0.475 Bobby Kielty, S OBP: 0.399, SLG: 0.399 | 2-1 1B | | 2-1 G3-1 | | | 1-3 K | 0-0 L4 | | | 3 | 0 | 1 | 0 | 0 | 1 | 1 | | | | | | | | | | | | | |
| 10 Vernon Wells, R OBP: 0.359, SLG: 0.555 | 2-3 K | | 1-1 F7 | | | 1-1 F9 | 4-2 1-3 2-H 3-H BB | | | 3 | 0 | 0 | 1 | 1 | 1 | 2 | | | | | | | | | | | | | |
| Carlos Delgado, L OBP: 0.425, SLG: 0.567 | 1-3 K | | 1-0 G3-1 | | | 4-1 2B BB | | 4-2 1B BB | 2 | 1 | 0 | 0 | 2 | 1 | 1 | | | | | | | | | | | | | | |
| Josh Phelps, R OBP: 0.357, SLG: 0.474 Howie Clark, L OBP: 0.405, SLG: 0.435 | | 1-1 F9 | | 3-3 K | | 0-0 1-H 2-H 2B | | 0-0 G5-4-3 1B | 4 | 0 | 2 | 2 | 0 | 1 | 0 | | | | | | | | | | | | | | |
| Eric Hinske, L OBP: 0.328, SLG: 0.434 | | 4-0 S 1B BB | | 1-3 K | | 0-1 G1-3 | | 0-1 F9 | 3 | 1 | 0 | 0 | 1 | 1 | 3 | | | | | | | | | | | | | | |
| Mike Bordick, R OBP: 0.337, SLG: 0.375 | | 2-2 1B 1-H 1B | | | | 0-1 F9 | | 4-0 SH5-4 10 WP 1B BB | 3 | 1 | 1 | 1 | 1 | 0 | 2 | | | | | | | | | | | | | | |
| Orlando Hudson, S OBP: 0.328, SLG: 0.397 | | 0-1 G5-4-3 1B | | | | 1-0 F8 | | 2-2 10 WP SH5-4 1B | 3 | 1 | 2 | 0 | 0 | 0 | 0 | | | | | | | | | | | | | | |
| Kevin Cash, R OBP: 0.167, SLG: 0.165 | | 1-0 G5-4-3 | | | | 0-2 G3 | | 1-1 1-2 2-3 SH5-4 | 2 | 0 | 0 | 0 | 0 | 0 | 2 | | | | | | | | | | | | | | |
| Inning Stats | R: 0 E: 0 K: 2 S: 12 | H: 1 LOB: 1 BB: 0 P: 19 | R: 1 E: 0 K: 0 S: 8 | H: 2 LOB: 1 BB: 1 P: 16 | R: 0 E: 0 K: 1 S: 7 | H: 0 LOB: 0 BB: 0 P: 11 | R: 0 E: 0 K: 2 S: 7 | H: 0 LOB: 0 BB: 0 P: 12 | R: 0 E: 0 K: 0 S: 6 | H: 0 LOB: 0 BB: 0 P: 7 | R: 2 E: 0 K: 1 S: 10 | H: 1 LOB: 1 BB: 2 P: 20 | R: 2 E: 0 K: 0 S: 10 | H: 1 LOB: 1 BB: 3 P: 25 | R: 0 E: 0 K: 0 S: 8 | H: 1 LOB: 2 BB: 1 P: 12 | | 1B: 5 2B: 1 3B: 0 HR: 0 | SF: 0 SAC: 1 DP: 2 HBP: 0 | WP: 2 PB: 0 SB: 1 CS: 0 | PA: 34 | | | | | | | | |
| PITCHER | IP | WLS | BF | H | R | ER | SO | BB | IBB | HBP | BLK | WP | HR | S | P | ERA | WHIP | | | | | | | | | | | | |
| Doug Waechter, R ERA: 3.31 | (1, 1) | 6.0 | L | 26 | 5 | 5 | 5 | 6 | 4 | 0 | 0 | 0 | 0 | 0 | 55 | 96 | 7.50 | 1.500 | | | | | | | | | | | |
| Travis Harper, R ERA: 3.75 | (7, 1) | 0.1 | | 2 | 0 | 0 | 0 | 0 | 0 | 1 | 0 | 0 | 0 | 2 | 7 | 0.00 | 0.000 | | | | | | | | | | | | |
| Joe Kennedy, L ERA: 6.12 | (7, 1) | 1.2 | | 6 | 1 | 0 | 0 | 0 | 2 | 0 | 0 | 0 | 0 | 1 | 0 | 11 | 19 | 0.00 | 1.800 | | | | | | | | | | |

| | |
|-----|----|
| AB | 26 |
| R | 5 |
| H | 6 |
| RBI | 4 |
| BB | 7 |
| SO | 6 |
| LOB | 14 |



| Batter | 1 | 2 | 3 | 4 | 5 | 6 | 7 | 8 | 9 | AB | R | H | RBI | BB | SO | LOB | TOP | | | | | |
|---|-------------------------------|----------------------------------|------------------------------|----------------------------------|-------------------------------|----------------------------------|-------------------------------|----------------------------------|-------------------------------|----------------------------------|-------------------------------|----------------------------------|------------------------------|----------------------------------|-------------------------------|----------------------------------|-------------------------------|----------------------------------|----------------------------------|------------------------------------|----------------------------------|--------|
| 13 Carl Crawford, L OBP: 0.309, SLG: 0.360 | G6-3 | | L8 | | | P4 | | | | | | | | | | | 5 1 2 0 0 0 1 | | | | | |
| Julio Lugo, R OBP: 0.333, SLG: 0.409 | G1 1B | | K | | | | | | | | | | | | | | 5 1 2 1 0 2 3 | | | | | |
| Aubrey Huff, L OBP: 0.366, SLG: 0.556 | G1 | | | | | | | | | | | | | | | | 4 2 2 1 1 0 1 | | | | | |
| 5 Rocco Baldelli, R OBP: 0.326, SLG: 0.415 | K | | | | | | | | | | | | | | | | 5 0 1 1 0 1 2 | | | | | |
| Travis Lee, L OBP: 0.350, SLG: 0.453 | | | | | | | | | | | | | | | | | 4 2 3 0 1 0 2 | | | | | |
| Damian Rolls, R OBP: 0.303, SLG: 0.370 | G6-3 | | | | | | | | | | | | | | | | 4 1 0 0 1 0 3 | | | | | |
| Marlon Anderson, L OBP: 0.331, SLG: 0.380 | G6-3 | | | | | | | | | | | | | | | | 3 1 1 4 2 0 0 | | | | | |
| Toby Hall, R OBP: 0.297, SLG: 0.382 | F8 | | | | | | | | | | | | | | | | 5 0 1 1 0 0 3 | | | | | |
| 1B Jared Sandberg, R OBP: 0.307, SLG: 0.444 | | | G6-3 | | | | | | | | | | | | | | 4 0 0 0 1 2 2 | | | | | |
| Inning Stats | R: 0 E: 0 K: 1 S: 12 | H: 1 LOB: 1 BB: 0 P: 16 | R: 1 E: 0 K: 0 S: 9 | H: 1 LOB: 0 BB: 0 P: 14 | R: 0 E: 0 K: 1 S: 10 | H: 0 LOB: 0 BB: 0 P: 17 | R: 0 E: 0 K: 0 S: 10 | H: 1 LOB: 1 BB: 0 P: 14 | R: 0 E: 0 K: 0 S: 10 | H: 0 LOB: 1 BB: 1 P: 19 | R: 5 E: 0 K: 1 S: 13 | H: 5 LOB: 2 BB: 2 P: 27 | R: 1 E: 0 K: 0 S: 8 | H: 2 LOB: 2 BB: 1 P: 15 | R: 1 E: 0 K: 2 S: 12 | H: 2 LOB: 2 BB: 1 P: 24 | R: 0 E: 0 K: 0 S: 10 | H: 0 LOB: 1 BB: 1 P: 17 | 1B: 7 2B: 1 3B: 2 HR: 2 | SF: 0 SAC: 0 DP: 0 HBP: 0 | WP: 0 PB: 0 SB: 1 CS: 1 | PA: 45 |
| PITCHER | IP | WLS | BF | H | R | ER | SO | BB | IBB | HBP | BLK | WP | HR | S | P | ERA | WHIP | | | | | |
| Pete Walker, R ERA: 4.88 | 5.0 | | 21 | 5 | 3 | 3 | 2 | 1 | 0 | 0 | 0 | 0 | 1 | 53 | 84 | 5.40 | 1.200 | | | | | |
| Vinnie Chulk, R ERA: 5.09 | 0.1 | B | 5 | 2 | 3 | 3 | 0 | 2 | 0 | 0 | 0 | 0 | 0 | 4 | 14 | 81.00 | 12.000 | | | | | |
| Dan Reichert, R ERA: 6.06 | 2.1 | | 14 | 5 | 2 | 2 | 3 | 0 | 2 | 0 | 0 | 0 | 1 | 26 | 46 | 7.71 | 2.143 | | | | | |
| Treyver Miller, L ERA: 4.5 | 1.1 | W | 5 | 0 | 0 | 0 | 0 | 1 | 0 | 0 | 0 | 0 | 0 | 11 | 19 | 0.00 | 0.750 | | | | | |

Tampa Bay Devil Rays @ Toronto Blue Jays
SkyDome, Toronto, ON
Thu Sep 25 2003, 7:05 PM EDT
Att: 13,408 - Dome - 72 F

| | |
|-----|----|
| AB | 39 |
| R | 8 |
| H | 12 |
| RBI | 8 |
| BB | 6 |
| SO | 5 |
| LOB | 17 |



| Batter | 1 | 2 | 3 | 4 | 5 | 6 | 7 | 8 | 9 | AB | R | H | RBI | BB | SO | LOB | BOTTOM | | | | | |
|---|-------------------------------|----------------------------------|------------------------------|----------------------------------|------------------------------|---------------------------------|-------------------------------|----------------------------------|------------------------------|----------------------------------|------------------------------|----------------------------------|-------------------------------|----------------------------------|-------------------------------|----------------------------------|-------------------------------|----------------------------------|----------------------------------|------------------------------------|----------------------------------|--------|
| 3 Reed Johnson, R OBP: 0.354, SLG: 0.434 | K | | | | | | | | | | | | | | | | 4 0 2 1 0 1 0 | | | | | |
| Frank Catalanotto, L OBP: 0.351, SLG: 0.473 | HR 1B | | G4-6-3 1B | | | | | | | | | | | | | | 4 1 1 0 0 0 2 | | | | | |
| 10 Vernon Wells, R OBP: 0.358, SLG: 0.552 | HR BB | | G5-3 | | | | | | | | | | | | | | 3 1 0 0 1 1 1 | | | | | |
| Carlos Delgado, L OBP: 0.428, SLG: 0.592 | HR | | | | | | | | | | | | | | | | 4 4 4 6 0 0 0 | | | | | |
| Eric Hinske, L OBP: 0.329, SLG: 0.438 | F7 | | | | | | | | | | | | | | | | 3 2 1 0 1 1 0 | | | | | |
| Bobby Kielty, S OBP: 0.358, SLG: 0.398 | G6-3 | | | | | | | | | | | | | | | | 3 0 1 1 0 0 1 | | | | | |
| Mike Bordick, R OBP: 0.336, SLG: 0.382 | | | F8 | | | | | | | | | | | | | | 4 1 1 1 0 0 2 | | | | | |
| Orlando Hudson, S OBP: 0.329, SLG: 0.398 | | | G4-3 | | | | | | | | | | | | | | 3 1 1 1 0 0 0 | | | | | |
| Kevin Cash, R OBP: 0.162, SLG: 0.160 | | | F8 | | | | | | | | | | | | | | 3 0 0 0 0 1 1 | | | | | |
| Inning Stats | R: 3 E: 0 K: 1 S: 15 | H: 2 LOB: 1 BB: 1 P: 22 | R: 0 E: 0 K: 0 S: 8 | H: 0 LOB: 0 BB: 0 P: 14 | R: 0 E: 0 K: 0 S: 6 | H: 1 LOB: 0 BB: 0 P: 8 | R: 2 E: 0 K: 1 S: 11 | H: 2 LOB: 1 BB: 1 P: 21 | R: 0 E: 0 K: 0 S: 7 | H: 0 LOB: 0 BB: 0 P: 12 | R: 1 E: 0 K: 1 S: 9 | H: 2 LOB: 0 BB: 0 P: 16 | R: 1 E: 0 K: 1 S: 11 | H: 1 LOB: 1 BB: 0 P: 18 | R: 3 E: 0 K: 0 S: 15 | H: 3 LOB: 0 BB: 0 P: 26 | R: 0 E: 0 K: 0 S: 10 | H: 0 LOB: 1 BB: 1 P: 17 | 1B: 4 2B: 1 3B: 1 HR: 5 | SF: 1 SAC: 1 DP: 1 HBP: 1 | WP: 0 PB: 1 SB: 0 CS: 1 | PA: 36 |
| PITCHER | IP | WLS | BF | H | R | ER | SO | BB | IBB | HBP | BLK | WP | HR | S | P | ERA | WHIP | | | | | |
| Jorge Sosa, R ERA: 4.62 | 5.0 | | 21 | 5 | 5 | 4 | 2 | 2 | 0 | 0 | 0 | 0 | 2 | 47 | 77 | 7.20 | 1.400 | | | | | |
| Joe Kennedy, L ERA: 5.14 | 1.0 | B | 4 | 2 | 1 | 1 | 1 | 0 | 0 | 0 | 0 | 0 | 1 | 9 | 16 | 9.00 | 2.000 | | | | | |
| Travis Harper, R ERA: 3.82 | 1.0 | B | 5 | 1 | 1 | 1 | 1 | 0 | 0 | 1 | 0 | 0 | 0 | 11 | 18 | 9.00 | 1.000 | | | | | |
| Lance Carter, R ERA: 4.44 | 1.0 | L | 6 | 3 | 3 | 3 | 0 | 0 | 0 | 0 | 0 | 0 | 2 | 15 | 26 | 27.00 | 3.000 | | | | | |

Tampa Bay Devil Rays @ Toronto Blue Jays
SkyDome, Toronto, ON
Thu Sep 25 2003, 7:05 PM EDT
Att: 13,408 - Dome - 72 F

| | |
|-----|----|
| AB | 31 |
| R | 10 |
| H | 11 |
| RBI | 10 |
| BB | 2 |
| SO | 4 |
| LOB | 7 |



| Batter | 1 | 2 | 3 | 4 | 5 | 6 | 7 | 8 | 9 | AB | R | H | RBI | BB | SO | LOB | TOP | | | | | | | | | | |
|--|---------------------------------------|----------------------------------|--------------------------------------|----------------------------------|---------------------------------------|----------------------------------|---------------------------------------|----------------------------------|--------------------------------------|----------------------------------|---------------------------------------|----------------------------------|--------------------------------------|---------------------------------|--------------------------------------|----------------------------------|---------------------------------------|----------------------------------|----------------------------------|------------------------------------|----------------------------------|--------|--|--|--|--|--|
| Adrian Brown, S OBP: 0.333, SLG: 0.273 (1, 8) | G3 | | HBP 1B | E 1B | | K | | G6-3 | | 5 | 1 | 2 | 1 | 0 | 1 | 1 | | | | | | | | | | | |
| Todd Walker, L OBP: 0.332, SLG: 0.423 (1, 4) | HR 2B | | F7 | E4 1B | | F7 | | | F8 | 5 | 1 | 1 | 0 | 0 | 0 | 4 | | | | | | | | | | | |
| Nomar Garciaparra, R OBP: 0.346, SLG: 0.522 Damian Jackson, R OBP: 0.299, SLG: 0.329 (1, 6) (4, PH) (4, 6) | F7 | | | HBP 1B | | F8 | | | 2B 1B | 1 | 0 | 0 | 0 | 0 | 0 | 1 | | | | | | | | | | | |
| Manny Ramirez, R OBP: 0.427, SLG: 0.587 Bill Haselman, R (4, PR) (1, 10) (4, PR) | 2H HR | | K | FC4-6 BB | | F9 | | | K | 2 | 1 | 1 | 2 | 1 | 1 | 3 | | | | | | | | | | | |
| Jason Varitek, S OBP: 0.353, SLG: 0.516 Doug Mirabeli, R OBP: 0.310, SLG: 0.437 (1, 2) (4, 2) | F9 | | F8 | FC4-6 BB | | G6-3 | | | 2B | 3 | 0 | 0 | 0 | 0 | 0 | 6 | | | | | | | | | | | |
| Dave McCarty, R OBP: 0.333, SLG: 0.479 (1, 7) | | | | 1B 2B | | K | | | G5-3 | 5 | 1 | 1 | 0 | 0 | 2 | 1 | | | | | | | | | | | |
| Andy Abad, L OBP: 0.176, SLG: 0.125 (1, 3) | P2 | | | P6 | | CS 1B | | | | 4 | 0 | 1 | 0 | 0 | 1 | 1 | | | | | | | | | | | |
| Lou Merloni, R OBP: 0.364, SLG: 0.358 (1, 5) | G1-3 | | | F8 | | K | | | | 4 | 0 | 1 | 0 | 0 | 1 | 2 | | | | | | | | | | | |
| Gabe Kapler, R OBP: 0.338, SLG: 0.394 (1, 9) | | | HBP 1B | E 1B BB | | CS | | | F7 | 3 | 2 | 2 | 1 | 1 | 0 | 1 | | | | | | | | | | | |
| Inning Stats | R: 2 H: 2 E: 0 K: 0 S: 17 | H: 2 LOB: 0 BB: 0 P: 22 | R: 0 H: 0 E: 0 K: 1 S: 8 | H: 0 LOB: 0 BB: 0 P: 14 | R: 0 H: 2 E: 0 K: 1 S: 16 | H: 2 LOB: 3 BB: 2 P: 24 | R: 3 H: 3 E: 1 K: 0 S: 19 | H: 3 LOB: 3 BB: 2 P: 33 | R: 0 H: 1 E: 0 K: 2 S: 9 | H: 1 LOB: 0 BB: 0 P: 11 | R: 1 H: 1 E: 0 K: 1 S: 11 | H: 1 LOB: 0 BB: 0 P: 16 | R: 0 H: 0 E: 0 K: 0 S: 6 | H: 0 LOB: 0 BB: 0 P: 9 | R: 0 H: 1 E: 0 K: 1 S: 9 | H: 1 LOB: 1 BB: 0 P: 12 | R: 1 H: 2 E: 0 K: 1 S: 12 | H: 2 LOB: 1 BB: 0 P: 17 | 1B: 7 2B: 3 3B: 0 HR: 2 | SF: 0 SAC: 0 DP: 0 HBP: 1 | WP: 0 PB: 0 SB: 0 CS: 1 | PA: 43 | | | | | |
| PITCHER | IP | WLS | BF | H | R | ER | SO | BB | IBB | HBP | BLK | WP | HR | S | P | ERA | WHIP | | | | | | | | | | |
| Geremi Gonzalez, R ERA: 3.91 Carlos Reyes, R ERA: 5.22 (1, 1) (5, 1) | 4.0 | L | 23 | 7 | 5 | 3 | 2 | 2 | 0 | 0 | 0 | 0 | 1 | 60 | 93 | 6.75 | 2.250 | | | | | | | | | | |

Boston Red Sox @ Tampa Bay Devil Rays
Tropicana Field, St. Petersburg, FL
Fri Sep 26 2003, 7:15 PM EDT
Att: 21,240 - Dome - 72 F

AB 39
R 7
H 12
RBI 7
BB 2
SO 7
LOB 21



| Batter | 1 | 2 | 3 | 4 | 5 | 6 | 7 | 8 | 9 | AB | R | H | RBI | BB | SO | LOB | BOTTOM | | | | | | | | | | |
|--|--------------------------------------|----------------------------------|---------------------------------------|----------------------------------|---------------------------------------|----------------------------------|---------------------------------------|----------------------------------|---------------------------------------|----------------------------------|---------------------------------------|----------------------------------|---------------------------------------|----------------------------------|--------------------------------------|---------------------------------|---------------------------------------|----------------------------------|----------------------------------|------------------------------------|----------------------------------|--------|--|--|--|--|--|
| 13 Carl Crawford, L OBP: 0.307, SLG: 0.357 (1, 7) | B1-3 | | G3 | | E6 | | F7 | | K | 5 | 0 | 0 | 0 | 0 | 1 | 3 | | | | | | | | | | | |
| Julio Lugo, R OBP: 0.333, SLG: 0.408 (1, 6) | G5-3 | | F8 | | K | | 1B | | | 4 | 0 | 1 | 0 | 0 | 1 | 3 | | | | | | | | | | | |
| Aubrey Huff, L OBP: 0.367, SLG: 0.556 (1, 10) | 5 1B | | | G3 | | K | | | 5 CS-4 1B | 4 | 0 | 2 | 0 | 0 | 1 | 0 | | | | | | | | | | | |
| 5 Rocco Baldelli, R OBP: 0.325, SLG: 0.414 (1, 8) | FC1-4-6 | | | F8 | | WP S 1B | | | FC5-4 | 4 | 1 | 1 | 0 | 0 | 0 | 4 | | | | | | | | | | | |
| Travis Lee, L OBP: 0.349, SLG: 0.457 (1, 3) | | | K | HR | | K | | | K | 4 | 1 | 1 | 1 | 0 | 3 | 1 | | | | | | | | | | | |
| Damian Rolis, R OBP: 0.302, SLG: 0.369 (1, 9) | P2 | | | L6 | | FC5-4 1B | | | G5-3 | 4 | 0 | 1 | 1 | 0 | 0 | 0 | | | | | | | | | | | |
| Marlon Anderson, L OBP: 0.328, SLG: 0.377 (1, 4) | F7 | | | | F9 | | FC5-4 | | P4 | 4 | 0 | 0 | 0 | 0 | 0 | 1 | | | | | | | | | | | |
| Toby Hall, R OBP: 0.299, SLG: 0.385 (1, 2) | | | 13 G3 2B | | | | | | G1-4-3 | 4 | 0 | 2 | 0 | 0 | 0 | 0 | | | | | | | | | | | |
| 1B Jared Sandberg, R OBP: 0.305, SLG: 0.434 (1, 5) | | | K | | P4 | | 1B 1B BB | | P2 | 3 | 0 | 0 | 0 | 1 | 1 | 2 | | | | | | | | | | | |
| Inning Stats | R: 0 H: 1 E: 0 K: 0 S: 9 | H: 1 LOB: 1 BB: 0 P: 16 | R: 0 H: 0 E: 0 K: 1 S: 14 | H: 0 LOB: 0 BB: 0 P: 20 | R: 0 H: 1 E: 0 K: 1 S: 10 | H: 1 LOB: 1 BB: 0 P: 15 | R: 1 H: 1 E: 0 K: 0 S: 13 | H: 1 LOB: 0 BB: 0 P: 15 | R: 0 H: 1 E: 1 K: 1 S: 13 | H: 1 LOB: 2 BB: 0 P: 19 | R: 1 H: 2 E: 0 K: 2 S: 15 | H: 2 LOB: 1 BB: 0 P: 20 | R: 0 H: 2 E: 0 K: 0 S: 13 | H: 2 LOB: 3 BB: 1 P: 20 | R: 0 H: 0 E: 0 K: 1 S: 6 | H: 0 LOB: 0 BB: 0 P: 7 | R: 0 H: 0 E: 0 K: 1 S: 10 | H: 0 LOB: 0 BB: 0 P: 11 | 1B: 6 2B: 1 3B: 0 HR: 1 | SF: 0 SAC: 0 DP: 0 HBP: 0 | WP: 1 PB: 0 SB: 1 CS: 0 | PA: 37 | | | | | |
| PITCHER | IP | WLS | BF | H | R | ER | SO | BB | IBB | HBP | BLK | WP | HR | S | P | ERA | WHIP | | | | | | | | | | |
| Pedro Martinez, R ERA: 2.22 John Burkett, R ERA: 5.15 Brandon Lyon, R ERA: 3.7 Scott Williamson, R ERA: 4.19 50 Mike Timlin, R ERA: 3.55 (1, 1) (4, 1) (7, 1) (8, 1) (9, 1) | 3.0 | W | 14 | 4 | 2 | 2 | 3 | 0 | 0 | 0 | 0 | 1 | 1 | 41 | 54 | 6.00 | 1.333 | | | | | | | | | | |

Boston Red Sox @ Tampa Bay Devil Rays
Tropicana Field, St. Petersburg, FL
Fri Sep 26 2003, 7:15 PM EDT
Att: 21,240 - Dome - 72 F

AB 36
R 2
H 8
RBI 2
BB 1
SO 7
LOB 14



| Batter | 1 | 2 | 3 | 4 | 5 | 6 | 7 | 8 | 9 | AB | R | H | RBI | BB | SO | LOB | TOP | | | | | | | | | | |
|---|-------------------------------|----------------------------------|-------------------------------|----------------------------------|-------------------------------|----------------------------------|-------------------------------|----------------------------------|------------------------------|----------------------------------|------------------------------|----------------------------------|------------------------------|----------------------------------|------------------------------|---------------------------------|------------------------------|---------------------------------|----------------------------------|------------------------------------|----------------------------------|--------|--|--|--|--|--|
| 18 Johnny Damon, L OBP: 0.346, SLG: 0.406 Adrian Brown, S OBP: 0.286, SLG: 0.231 | 1-0 HR | 1-2 P4 | | 2-2 G6-3 | | 2-3 K | | | 2-2 G4-3 | 3 | 1 | 1 | 0 | 0 | 0 | 1 | | | | | | | | | | | |
| Todd Walker, L OBP: 0.333, SLG: 0.430 Dave McCarty, R OBP: 0.340, SLG: 0.469 | 0-0 HR | 3-2 G4-3 | | 2-2 1B | | | 4-0 34 BB BB | | 1-1 F7 | 3 | 1 | 2 | 2 | 0 | 0 | 1 | | | | | | | | | | | |
| Nomar Garciaparra, R OBP: 0.343, SLG: 0.524 | 1-2 P6 | | 0-1 HR | 2-2 P4 | | | 0-1 F8 | | 0-0 G6-3 | 5 | 1 | 1 | 1 | 0 | 0 | 2 | | | | | | | | | | | |
| Manny Ramirez, R OBP: 0.427, SLG: 0.587 Damian Jackson, R OBP: 0.301, SLG: 0.331 | 1-1 34 G1-3 1B | | 3-1 G6-3 | | 2-1 34 1B 1B | | 1-2 L6 | | | 2 | 0 | 1 | 0 | 0 | 0 | 0 | | | | | | | | | | | |
| 34 David Ortiz, L OBP: 0.370, SLG: 0.593 | 2-2 G1-3 | | 4-2 1B | | 1-0 G4-6-3 1B | | 4-2 1B | | | 2 | 0 | 1 | 0 | 2 | 0 | 1 | | | | | | | | | | | |
| Kevin Millar, R OBP: 0.346, SLG: 0.466 Andy Abad, L OBP: 0.167, SLG: 0.118 | 1-2 G5-3 | | 1-3 K | | 0-1 F8 | | 1-1 G6-3 | | | 3 | 0 | 0 | 0 | 0 | 1 | 4 | | | | | | | | | | | |
| Bill Mueller, S OBP: 0.398, SLG: 0.541 Lou Merloni, R OBP: 0.362, SLG: 0.356 | | 1-2 P3 | 0-1 1B | | 1-0 G4-6-3 1-2 | | | | 0-0 G4-3 | 3 | 0 | 1 | 0 | 0 | 0 | 2 | | | | | | | | | | | |
| Doug Mirabeli, R OBP: 0.309, SLG: 0.451 Bill Haselman, R (8, 2) | | 2-2 HR | 0-1 G4-3 | | | | 2-2 G4-3 | | 0-0 G5-3 | 4 | 1 | 1 | 1 | 0 | 0 | 2 | | | | | | | | | | | |
| Gabe Kapler, R OBP: 0.336, SLG: 0.392 | | 1-1 1B | | 0-3 K | | | 0-0 L7 | | 3-2 G1-3 | 4 | 0 | 1 | 0 | 0 | 1 | 0 | | | | | | | | | | | |
| Inning Stats | R: 2 E: 0 K: 0 S: 13 | H: 3 LOB: 1 BB: 0 P: 19 | R: 1 E: 0 K: 0 S: 16 | H: 2 LOB: 1 BB: 0 P: 24 | R: 1 E: 0 K: 1 S: 18 | H: 2 LOB: 2 BB: 1 P: 26 | R: 0 E: 0 K: 1 S: 18 | H: 1 LOB: 1 BB: 0 P: 24 | R: 0 E: 0 K: 0 S: 6 | H: 2 LOB: 1 BB: 0 P: 10 | R: 0 E: 0 K: 1 S: 8 | H: 0 LOB: 0 BB: 0 P: 12 | R: 0 E: 0 K: 0 S: 9 | H: 0 LOB: 2 BB: 2 P: 19 | R: 0 E: 0 K: 0 S: 5 | H: 0 LOB: 0 BB: 0 P: 8 | R: 0 E: 0 K: 0 S: 6 | H: 0 LOB: 0 BB: 0 P: 9 | 1B: 7 2B: 0 3B: 0 HR: 3 | SF: 0 SAC: 0 DP: 1 HBP: 0 | WP: 0 PB: 0 SB: 0 CS: 0 | PA: 39 | | | | | |
| PITCHER | IP | WLS | BF | H | R | ER | SO | BB | IBB | HBP | BLK | WP | HR | S | P | ERA | WHIP | | | | | | | | | | |
| Rob Bell, R ERA: 5.52 | 2.1 | | 14 | 6 | 4 | 4 | 0 | 1 | 0 | 0 | 0 | 0 | 3 | 38 | 59 | 15.43 | 3.000 | | | | | | | | | | |
| Chad Gaudin, R ERA: 3.8 | 4.1 | W | 17 | 4 | 0 | 0 | 3 | 1 | 0 | 0 | 0 | 0 | 0 | 46 | 66 | 0.00 | 1.154 | | | | | | | | | | |
| Joe Kennedy, L ERA: 6.13 | 0.1 | H | 2 | 0 | 0 | 0 | 0 | 1 | 0 | 0 | 0 | 0 | 0 | 4 | 9 | 0.00 | 3.000 | | | | | | | | | | |
| Travis Harper, R ERA: 3.77 | 1.0 | H | 3 | 0 | 0 | 0 | 0 | 0 | 0 | 0 | 0 | 0 | 0 | 5 | 8 | 0.00 | 0.000 | | | | | | | | | | |
| Lance Carter, R ERA: 4.39 | 1.0 | S | 3 | 0 | 0 | 0 | 0 | 0 | 0 | 0 | 0 | 0 | 0 | 6 | 9 | 0.00 | 0.000 | | | | | | | | | | |

Boston Red Sox @ Tampa Bay Devil Rays
Tropicana Field, St. Petersburg, FL
Sat Sep 27 2003, 6:15 PM EDT
Att: 25,635 - Dome - 72 F

AB 36
R 4
H 10
RBI 4
BB 3
SO 3
LOB 16



| Batter | 1 | 2 | 3 | 4 | 5 | 6 | 7 | 8 | 9 | AB | R | H | RBI | BB | SO | LOB | BOTTOM | | | | | | | | | | |
|---|-------------------------------|----------------------------------|------------------------------|----------------------------------|------------------------------|----------------------------------|------------------------------|----------------------------------|------------------------------|----------------------------------|------------------------------|----------------------------------|------------------------------|----------------------------------|------------------------------|----------------------------------|----------------------------------|------------------------------------|----------------------------------|--------|--|--|--|--|--|--|--|
| 13 Carl Crawford, L OBP: 0.308, SLG: 0.358 | 0-2 S 2B | 0-0 1B | | 2-1 L7 | | | 1-0 F8 | | | 4 | 1 | 2 | 0 | 0 | 0 | 0 | | | | | | | | | | | |
| Julio Lugo, R OBP: 0.334, SLG: 0.411 | 3-2 1B | 0-0 1B | | 3-2 G5-3 | | | 3-3 K | | | 4 | 1 | 2 | 1 | 0 | 1 | 0 | | | | | | | | | | | |
| Aubrey Huff, L OBP: 0.366, SLG: 0.554 | 0-0 5 3B 1B | 1-3 K | | 2-3 K | | | 0-0 P5 | | | 4 | 1 | 1 | 1 | 0 | 2 | 2 | | | | | | | | | | | |
| 5 Rocco Baldelli, R OBP: 0.326, SLG: 0.418 | 3-2 1H G4-3 3B | 1-1 G4-3 | | 1-0 P3 | | | 3-1 S 1B | | | 4 | 1 | 2 | 1 | 0 | 0 | 2 | | | | | | | | | | | |
| Travis Lee, L OBP: 0.349, SLG: 0.461 | 1-2 G4-3 | | 3-1 HR | | 2-3 K | | 0-3 K | | | 4 | 1 | 1 | 2 | 0 | 2 | 1 | | | | | | | | | | | |
| Damian Rolis, R OBP: 0.299, SLG: 0.365 | 0-1 G4-3 | | 0-2 G6-3 | | 2-2 G5-3 | | 2-1 G1-3 | | | 4 | 0 | 0 | 0 | 0 | 0 | 1 | | | | | | | | | | | |
| Marlon Anderson, L OBP: 0.328, SLG: 0.377 | 3-2 1B | | 1-0 F9 | | 0-1 B1-3 | | | | | 3 | 0 | 1 | 0 | 0 | 0 | 0 | | | | | | | | | | | |
| Toby Hall, R OBP: 0.297, SLG: 0.383 | 0-1 P4 | | 2-1 F8 | | 2-1 L5 | | | | | 3 | 0 | 0 | 0 | 0 | 0 | 1 | | | | | | | | | | | |
| Pete Laforest, L OBP: 0.196, SLG: 0.208 Terry Shumpert, R OBP: 0.298, SLG: 0.383 | | 1-0 P5 | | 0-0 F7 | | | 0-1 G5-3 | | | 2 | 0 | 0 | 0 | 0 | 0 | 0 | | | | | | | | | | | |
| Inning Stats | R: 4 E: 0 K: 0 S: 24 | H: 5 LOB: 1 BB: 0 P: 32 | R: 0 E: 0 K: 1 S: 8 | H: 2 LOB: 2 BB: 0 P: 11 | R: 1 E: 0 K: 0 S: 8 | H: 1 LOB: 0 BB: 0 P: 14 | R: 0 E: 0 K: 0 S: 7 | H: 0 LOB: 0 BB: 0 P: 12 | R: 0 E: 0 K: 2 S: 8 | H: 0 LOB: 0 BB: 0 P: 13 | R: 0 E: 0 K: 0 S: 7 | H: 0 LOB: 0 BB: 0 P: 11 | R: 0 E: 0 K: 1 S: 6 | H: 0 LOB: 0 BB: 0 P: 10 | R: 0 E: 0 K: 1 S: 8 | H: 1 LOB: 1 BB: 0 P: 13 | 1B: 6 2B: 1 3B: 1 HR: 1 | SF: 0 SAC: 0 DP: 0 HBP: 0 | WP: 0 PB: 0 SB: 2 CS: 0 | PA: 33 | | | | | | | |
| PITCHER | IP | WLS | BF | H | R | ER | SO | BB | IBB | HBP | BLK | WP | HR | S | P | ERA | WHIP | | | | | | | | | | |
| Jeff Suppan, R ERA: 4.19 | 6.0 | L | 26 | 8 | 5 | 5 | 3 | 0 | 0 | 0 | 0 | 0 | 1 | 62 | 93 | 7.50 | 1.333 | | | | | | | | | | |
| Scott Sauerbeck, L ERA: 4.79 | 1.0 | | 3 | 0 | 0 | 0 | 1 | 0 | 0 | 0 | 0 | 0 | 0 | 6 | 10 | 0.00 | 0.000 | | | | | | | | | | |
| Todd Jones, R ERA: 7.08 | 1.0 | | 4 | 1 | 0 | 0 | 1 | 0 | 0 | 0 | 0 | 0 | 0 | 8 | 13 | 0.00 | 1.000 | | | | | | | | | | |

Boston Red Sox @ Tampa Bay Devil Rays
Tropicana Field, St. Petersburg, FL
Sat Sep 27 2003, 6:15 PM EDT
Att: 25,635 - Dome - 72 F

AB 33
R 5
H 9
RBI 5
BB 0
SO 5
LOB 7



| Batter | 1 | 2 | 3 | 4 | 5 | 6 | 7 | 8 | 9 | AB | R | H | RBI | BB | SO | LOB | TOP | | | | | |
|--|------------------------------|---------------------------------|------------------------------|----------------------------------|------------------------------|---------------------------------|-------------------------------|----------------------------------|-------------------------------|----------------------------------|------------------------------|----------------------------------|-------------------------------|----------------------------------|-------------------------------|----------------------------------|--|-------------------------------|----------------------------------|----------------------------------|------------------------------------|----------------------------------|
| 18 Johnny Damon, L (1, 8) OBP: 0.345, SLG: 0.405 Adrian Brown, S (5, 8) OBP: 0.250, SLG: 0.200 | G6-3 | | G6-3 | | | K | | G3-1 | | 2 | 0 | 0 | 0 | 0 | 0 | 1 | Boston Red Sox @ Tampa Bay Devil Rays Tropicana Field, St. Petersburg, FL Sun Sep 28 2003, 1:15 PM EDT Att: 24,138 - Dome - 72 F livebaseballscorecards.com | | | | | |
| Damian Jackson, R (1, 6) OBP: 0.294, SLG: 0.323 | F9 | | | | K | | F8 | G1-5-3 | | 4 | 0 | 0 | 0 | 0 | 1 | 1 | | | | | | |
| Todd Walker, L (1, 4) OBP: 0.333, SLG: 0.428 | G4-3 | | | | F7 | | G3-1 | BB | | 3 | 0 | 0 | 0 | 1 | 0 | 0 | | | | | | |
| Kevin Millar, R (1, 3) OBP: 0.369, SLG: 0.472 Andy Abad, L (7, 3) OBP: 0.211, SLG: 0.118 | F9 | | | | 34 1B | | HR | FC6-4 | | 3 | 1 | 2 | 1 | 0 | 0 | 0 | | | | | | |
| 34 David Ortiz, L (1, 10) OBP: 0.351, SLG: 0.592 Bill Mueller, S (8, PH) OBP: 0.398, SLG: 0.540 | G3 | | | | 1B | | K | FC6-4 | | 3 | 0 | 1 | 0 | 0 | 1 | 0 | | | | | | |
| Jason Varitek, S (1, 2) OBP: 0.351, SLG: 0.512 Doug Mirabelli, R (7, 2) OBP: 0.307, SLG: 0.448 | K | | | | 1B | | F7 | | | 3 | 0 | 0 | 0 | 0 | 1 | 2 | | | | | | |
| Dave McCarty, R (1, 7) OBP: 0.368, SLG: 0.491 | | | | | | | 1B | | | 4 | 0 | 3 | 0 | 0 | 0 | 0 | | | | | | |
| Lou Merloni, R (1, 5) OBP: 0.355, SLG: 0.348 | | | | | | | K | | | 4 | 0 | 0 | 0 | 0 | 3 | 3 | | | | | | |
| Gabe Kapler, R (1, 9) OBP: 0.336, SLG: 0.391 | F9 | | | | | | G1-6-3 | | | 3 | 0 | 1 | 0 | 0 | 0 | 2 | | | | | | |
| Inning Stats | R: 0 E: 0 K: 0 S: 4 | H: 0 LOB: 0 BB: 0 P: 4 | R: 0 E: 0 K: 1 S: 8 | H: 0 LOB: 0 BB: 0 P: 11 | R: 0 E: 0 K: 0 S: 4 | H: 1 LOB: 1 BB: 0 P: 9 | R: 0 E: 0 K: 1 S: 11 | H: 2 LOB: 2 BB: 0 P: 18 | R: 0 E: 0 K: 1 S: 10 | H: 1 LOB: 0 BB: 0 P: 15 | R: 0 E: 0 K: 1 S: 6 | H: 0 LOB: 0 BB: 0 P: 10 | R: 1 E: 0 K: 2 S: 11 | H: 2 LOB: 1 BB: 0 P: 17 | R: 0 E: 0 K: 1 S: 10 | H: 1 LOB: 0 BB: 2 P: 23 | | R: 0 E: 0 K: 1 S: 10 | H: 0 LOB: 0 BB: 0 P: 15 | 1B: 6 2B: 0 3B: 0 HR: 1 | SF: 0 SAC: 0 DP: 1 HBP: 0 | WP: 0 PB: 0 SB: 1 CS: 0 |
| PITCHER | IP | WLS | BF | H | R | ER | SO | BB | IBB | HBP | BLK | WP | HR | S | P | ERA | WHIP | | | | | |
| Victor Zambrano, R (1, 1) ERA: 4.21 | 8.0 | W | 32 | 7 | 1 | 1 | 6 | 2 | 0 | 0 | 0 | 0 | 1 | 64 | 107 | 1.12 | 1.125 | | | | | |
| Lance Carter, R (9, 1) ERA: 4.33 | 1.0 | S | 3 | 0 | 0 | 0 | 1 | 0 | 0 | 0 | 0 | 0 | 0 | 10 | 15 | 0.00 | 0.000 | | | | | |

| Batter | 1 | 2 | 3 | 4 | 5 | 6 | 7 | 8 | 9 | AB | R | H | RBI | BB | SO | LOB | BOTTOM | | | | | |
|--|------------------------------|----------------------------------|------------------------------|----------------------------------|------------------------------|---------------------------------|------------------------------|----------------------------------|-------------------------------|----------------------------------|-------------------------------|----------------------------------|------------------------------|---------------------------------|-------------------------------|----------------------------------|--|-------------------------------|----------------------------------|----------------------------------|------------------------------------|----------------------------------|
| 13 Carl Crawford, L (1, 7) OBP: 0.309, SLG: 0.362 | G3-1 | | P5 | | | | | 1B | | 4 | 1 | 2 | 0 | 0 | 0 | 0 | Boston Red Sox @ Tampa Bay Devil Rays Tropicana Field, St. Petersburg, FL Sun Sep 28 2003, 1:15 PM EDT Att: 24,138 - Dome - 72 F livebaseballscorecards.com | | | | | |
| Julio Lugo, R (1, 6) OBP: 0.333, SLG: 0.410 | B5-3 | | P3 | | | | | 2B | | 4 | 1 | 1 | 0 | 0 | 1 | 1 | | | | | | |
| Aubrey Huff, L (1, 9) OBP: 0.367, SLG: 0.555 | FC6-4 | | P6 | | | | | 1B | | 4 | 1 | 2 | 1 | 0 | 1 | 0 | | | | | | |
| 5 Rocco Baldelli, R (1, 8) OBP: 0.326, SLG: 0.416 | FC6-4 | | | | | | | 1B | | 3 | 0 | 0 | 0 | 1 | 2 | 1 | | | | | | |
| Travis Lee, L (1, 3) OBP: 0.348, SLG: 0.459 | | | | | | | | IBB | | 2 | 0 | 0 | 1 | 1 | 1 | 0 | | | | | | |
| Damian Rolis, R (1, 5) OBP: 0.301, SLG: 0.365 | 1B | | | | | | | SF8 | | 3 | 0 | 1 | 1 | 0 | 1 | 1 | | | | | | |
| Marlon Anderson, L (1, 4) OBP: 0.328, SLG: 0.376 | | | | | | | | 1B | | 4 | 0 | 1 | 0 | 0 | 1 | 3 | | | | | | |
| Toby Hall, R (1, 2) OBP: 0.295, SLG: 0.380 | K | | | | | | | | | 3 | 0 | 0 | 0 | 0 | 2 | 2 | | | | | | |
| Terry Shumpert, R (1, 10) OBP: 0.289, SLG: 0.369 | F8 | | | | | | | | | 3 | 0 | 0 | 0 | 0 | 1 | 2 | | | | | | |
| Inning Stats | R: 0 E: 0 K: 0 S: 7 | H: 1 LOB: 1 BB: 0 P: 10 | R: 0 E: 0 K: 1 S: 8 | H: 1 LOB: 2 BB: 0 P: 13 | R: 0 E: 0 K: 0 S: 4 | H: 0 LOB: 0 BB: 0 P: 4 | R: 0 E: 0 K: 1 S: 7 | H: 0 LOB: 1 BB: 1 P: 17 | R: 0 E: 0 K: 3 S: 13 | H: 1 LOB: 1 BB: 0 P: 19 | R: 0 E: 0 K: 3 S: 13 | H: 0 LOB: 0 BB: 0 P: 17 | R: 0 E: 0 K: 1 S: 6 | H: 0 LOB: 0 BB: 0 P: 7 | R: 3 E: 0 K: 1 S: 20 | H: 4 LOB: 2 BB: 1 P: 32 | | R: 0 E: 0 K: 1 S: 10 | H: 0 LOB: 0 BB: 0 P: 15 | 1B: 5 2B: 1 3B: 1 HR: 0 | SF: 1 SAC: 0 DP: 0 HBP: 1 | WP: 0 PB: 0 SB: 1 CS: 0 |
| PITCHER | IP | WLS | BF | H | R | ER | SO | BB | IBB | HBP | BLK | WP | HR | S | P | ERA | WHIP | | | | | |
| 49 Tim Wakefield, R (1, 1) ERA: 4.09 | 2.0 | | 9 | 2 | 0 | 0 | 1 | 0 | 0 | 0 | 0 | 0 | 0 | 15 | 23 | 0.00 | 1.000 | | | | | |
| Bronson Arroyo, R (3, 1) ERA: 2.08 | 3.0 | | 11 | 1 | 0 | 0 | 4 | 1 | 0 | 0 | 0 | 0 | 0 | 24 | 40 | 0.00 | 0.667 | | | | | |
| Byung-Hyun Kim, R (6, 1) ERA: 3.31 | 1.0 | | 3 | 0 | 0 | 0 | 3 | 0 | 0 | 0 | 0 | 0 | 0 | 13 | 17 | 0.00 | 0.000 | | | | | |
| Ramiro Mendoza, R (7, 1) ERA: 6.75 | 1.0 | H | 3 | 0 | 0 | 0 | 1 | 0 | 0 | 0 | 0 | 0 | 0 | 6 | 7 | 0.00 | 0.000 | | | | | |
| Brandon Lyon, R (8, 1) ERA: 4.12 | 0.2 | L | 7 | 4 | 3 | 3 | 0 | 0 | 1 | 0 | 0 | 0 | 0 | 17 | 29 | 40.50 | 6.000 | | | | | |