

# Tampa Bay Devil Rays - 2005

Batter	1	2	3	4	5	6	7	8	9	AB R H RBI BB SO LOB	TOP										
Frank Catalanotto, L (1,7) OBP: 0.333, SLG: 0.667 3 Reed Johnson, R (7,7)	F7			2B HR		F8		L5		3 1 1 0 0 0 0 1 0 0 0 0 0 1	<b>Toronto Blue Jays @ Tampa Bay Devil Rays</b> Tropicana Field, St. Petersburg, FL Mon Apr 04 2005, 4:15 PM EDT Att: 26,018 - Dome - 72 F <a href="http://livebaseballscorecards.com">livebaseballscorecards.com</a>										
Orlando Hudson, S (1,4) OBP: 0.250, SLG: 1.000	F9			HR		K		F8		4 1 1 2 0 1 1											
10 Vernon Wells, R (1,8) OBP: 0.250, SLG: 1.000	F7			HR		G5-3		G5-3		4 1 1 1 0 0 0											
47 Corey Koskie, L (1,5)		G4-3		G5-3		G6-3		K		4 0 0 0 0 1 0											
Shea Hillenbrand, R (1,10) OBP: 0.500, SLG: 0.500	P6			F9		1B		HR	1B	4 1 2 0 0 0 0											
Eric Hinske, L (1,3) OBP: 0.250, SLG: 1.000	G3			K		F7		HR		4 1 1 2 0 1 1											
9 Gregg Zaun, S (1,2)			K		G1-3		G1-3	P3		4 0 0 0 0 1 1											
Gabe Gross, L (1,9)			F8		F9		K			3 0 0 0 0 1 0											
8 Russ Adams, L (1,6) OBP: 0.333, SLG: 0.667			F7		G4-3			2B		3 0 1 0 0 0 0											
<b>Inning Stats</b>	R: 0 E: 0 K: 0 S: 6	H: 0 LOB: 0 BB: 0 P: 10	R: 0 E: 0 K: 0 S: 5	H: 0 LOB: 0 BB: 0 P: 9	R: 0 E: 0 K: 1 S: 8	H: 0 LOB: 0 BB: 0 P: 9	R: 3 E: 0 K: 1 S: 14	H: 3 LOB: 0 BB: 0 P: 24	R: 0 E: 0 K: 0 S: 5	H: 0 LOB: 0 BB: 0 P: 7	R: 0 E: 0 K: 0 S: 5	H: 0 LOB: 0 BB: 0 P: 6	R: 0 E: 0 K: 0 S: 8	H: 1 LOB: 1 BB: 0 P: 11	R: 0 E: 0 K: 1 S: 9	H: 1 LOB: 1 BB: 0 P: 15	R: 2 E: 0 K: 1 S: 12	H: 2 LOB: 0 BB: 0 P: 18	1B: 2 2B: 2 3B: 0 HR: 3	SF: 0 SAC: 0 DP: 0 HBP: 0	WP: 0 PA: 34 SB: 0 CS: 0
<b>PITCHER</b>	IP WLS BF H R ER SO BB IBB HBP BLK WP HR S P ERA WHIP											<b>PITCHER</b>	IP WLS BF H R ER SO BB IBB HBP BLK WP HR S P ERA WHIP								
Dewon Brazelton, R (1,1) ERA: 3.68	7.1 L 27 5 3 3 4 0 0 0 0 0 2 55 81 3.68 0.682																				
Jesus Colome, R (8,1) ERA: 10.8	1.2 7 2 2 2 1 0 0 0 0 0 1 17 28 10.80 1.200																				

Batter	1	2	3	4	5	6	7	8	9	AB R H RBI BB SO LOB	BOTTOM										
13 Carl Crawford, L (1,7)	K		FC5-4 1B		K		G4-3			4 0 0 1 0 2 2	<b>Toronto Blue Jays @ Tampa Bay Devil Rays</b> Tropicana Field, St. Petersburg, FL Mon Apr 04 2005, 4:15 PM EDT Att: 26,018 - Dome - 72 F <a href="http://livebaseballscorecards.com">livebaseballscorecards.com</a>										
Julio Lugo, R (1,6) OBP: 0.500, SLG: 0.500	G5-3		S		F9			FC3-6 1B		4 0 2 0 0 0 0											
Aubrey Huff, L (1,9)	G6-3		K			G4-3		FC3-6 1B		4 0 0 0 0 1 3											
Travis Lee, L (1,3) OBP: 0.500, SLG: 0.500		K		2B 3 SF9	1B	1B		K		4 1 2 0 0 2 1											
Josh Phelps, R (1,10) OBP: 0.500, SLG: 0.750		K		3 SF9	2B	3 G6-4-3 1B		F8		4 0 2 0 0 1 1											
3 Jorge Cantu, R (1,4) OBP: 0.250, SLG: 0.333	F8		SF9		SF9	G6-4-3		FC3-6 1B		3 0 1 1 0 0 2											
Chris Singleton, L (1,8) OBP: 0.250, SLG: 0.250			1B 13 FC5-4		L4		P6	FC3-6 DI		4 1 1 0 0 0 2											
Toby Hall, R (1,2) OBP: 0.500, SLG: 0.500		SAFE	13 FC5-4 1B		G5-3		1B	G6-3		4 0 2 0 0 0 2											
Alex Gonzalez, R (1,5)			K		G6-3		K	G6-3		4 0 0 0 0 2 4											
<b>Inning Stats</b>	R: 0 E: 0 K: 1 S: 8	H: 0 LOB: 0 BB: 0 P: 10	R: 0 E: 0 K: 2 S: 7	H: 0 LOB: 0 BB: 0 P: 9	R: 1 E: 1 K: 2 S: 14	H: 3 LOB: 2 BB: 0 P: 20	R: 1 E: 0 K: 0 S: 6	H: 2 LOB: 1 BB: 0 P: 7	R: 0 E: 0 K: 0 S: 9	H: 0 LOB: 0 BB: 0 P: 15	R: 0 E: 0 K: 0 S: 11	H: 2 LOB: 1 BB: 0 P: 18	R: 0 E: 0 K: 1 S: 8	H: 1 LOB: 1 BB: 0 P: 11	R: 0 E: 0 K: 1 S: 9	H: 1 LOB: 1 BB: 0 P: 16	R: 0 E: 0 K: 0 S: 7	H: 1 LOB: 1 BB: 0 P: 7	1B: 9 2B: 1 3B: 0 HR: 0	SF: 1 SAC: 0 DP: 1 HBP: 0	WP: 0 PA: 36 SB: 1 CS: 0
<b>PITCHER</b>	IP WLS BF H R ER SO BB IBB HBP BLK WP HR S P ERA WHIP											<b>PITCHER</b>	IP WLS BF H R ER SO BB IBB HBP BLK WP HR S P ERA WHIP								
32 Roy Halladay, R (1,1) ERA: 2.97	7.0 W 29 9 2 2 7 0 0 0 0 0 0 64 91 2.57 1.286																				
Scott Schoeneweis, L (8,1) ERA:	0.2 H 2 0 0 0 1 0 0 0 0 0 0 5 9 0.00 0.000																				
Miguel Batista, R (8,1) ERA:	1.1 S 5 1 0 0 0 0 0 0 0 0 0 10 13 0.00 0.750																				



Batter	1	2	3	4	5	6	7	8	9	AB	R	H	RBI	BB	SO	LOB	TOP										
3 Reed Johnson, R OBP: 0.167, SLG: 0.500	1-2 G4-3 3B		2-2 G3-1		1 SAFE 0-2 G4-3	2-0 FC6-4		0-2 FC6-4		5	1	1	0	0	0	5											
Frank Menechino, R OBP: 0.286, SLG: 0.714	0-0 G4-3		1-1 F9			1-2 2-3 1B			1-0 F7	2	0	0	1	0	0	1											
10 Vernon Wells, R OBP: 0.444, SLG: 1.000	4-2 3-H BB			3-1 F8		1-2 47 BB 1B	2-1 3B		2-1 G5-3	4	1	2	0	1	0	0											
47 Corey Koskie, L	1 SAFE 2-2 G6-3			4-2 WP BB		4-2 1B 15 FC BB	0-1 G4-3		0-3 K	3	1	0	0	2	1	2											
Shea Hillenbrand, R OBP: 0.375, SLG: 0.375		2-1 L6		1-2 P2		2-0 15 FC 1B	0-3 K			4	0	1	2	0	1	2											
15 Alex Rios, R	1-0 F9		1-2 F8		1-3 2-H 3-H FC 9 BB 1B	0-1 G6-3				4	1	0	1	0	0	3											
Eric Hinske, L OBP: 0.250, SLG: 0.571	1-3 K			3-2 K		4-0 9 BB 1B	0-3 K			3	1	0	0	1	3	0											
9 Gregg Zaun, S OBP: 0.250, SLG: 0.250			1-2 G3-1		1-0 1B	3-2 FC6-4 1B	1-0 P3			4	0	2	1	0	0	0											
John McDonald, R OBP: 0.750, SLG: 1.000			1-2 G3-1 2B		1-0 P6	1-0 FC6-4 1B	2-0 3 FC6-4 1B			4	0	3	1	0	0	1											
<b>Inning Stats</b>	R: 1 E: 0 K: 0 S: 13	H: 1 LOB: 0 BB: 1 P: 20	R: 0 E: 0 K: 1 S: 6	H: 0 LOB: 0 BB: 0 P: 10	R: 0 E: 0 K: 0 S: 14	H: 1 LOB: 1 BB: 0 P: 19	R: 0 E: 0 K: 0 S: 17	H: 0 LOB: 1 BB: 1 P: 27	R: 0 E: 0 K: 1 S: 8	H: 1 LOB: 1 BB: 0 P: 13	R: 5 E: 0 K: 1 S: 21	H: 5 LOB: 2 BB: 2 P: 42	R: 0 E: 0 K: 1 S: 9	H: 1 LOB: 1 BB: 0 P: 11	R: 0 E: 0 K: 1 S: 7	H: 0 LOB: 0 BB: 0 P: 10	1B: 7 2B: 1 3B: 2 HR: 0	SF: 1 SAC: 0 DP: 0 HBP: 0	WP: 1 PB: 0 SB: 0 CS: 1	PA: 40							
<b>PITCHER</b>	IP	WLS	BF	H	R	ER	SO	BB	IBB	HBP	BLK	WP	HR	S	P	ERA	WHIP										
19 Scott Kazmir, L ERA: 1.8	5.0		19	3	1	1	2	2	0	0	0	1	0	58	89	1.80	1.000										
37 Seth McClung, R ERA: 135.0	0.1	L	7	4	5	5	0	2	0	0	0	0	0	16	31	135.00	18.000										
Casey Fossum, L ERA:	2.1		10	3	0	0	3	0	0	0	0	0	0	19	30	0.00	1.286										
Travis Harper, R ERA:	1.1		4	0	0	0	1	0	0	0	0	0	0	10	13	0.00	0.000										

Toronto Blue Jays @ Tampa Bay Devil Rays  
Tropicana Field, St. Petersburg, FL  
Tue Apr 05 2005, 7:15 PM EDT  
Att. 9,144 - Dome - 72 F

AB	36
R	6
H	10
RBI	6
BB	4
SO	6
LOB	16



Batter	1	2	3	4	5	6	7	8	9	AB	R	H	RBI	BB	SO	LOB	BOTTOM										
13 Carl Crawford, L OBP: 0.125, SLG: 0.125	2-2 G3		1-2 F7		1-1 F9		2-0 1-3 2-H 1B			4	0	1	1	0	0	2											
Julio Lugo, R OBP: 0.250, SLG: 0.250	2-3 K		3-0 F8		3-2 F9	1-1 SAFE F7	1-2 F7			4	0	0	0	0	1	4											
Aubrey Huff, L	2-1 F7		2-3 K		1-0 G4-3	3-3 K	0-0 G4-3			4	0	0	0	0	1	2											
Josh Phelps, R OBP: 0.375, SLG: 0.500		2-3 K		1-0 G4-3		3-3 K	2-2 3 FC5-4 1B			4	0	1	0	0	2	0											
3 Jorge Cantu, R OBP: 0.250, SLG: 0.714		2-0 G6-3		2-2 G6-3		1-0 HR	0-1 FC5-4			4	1	1	1	0	0	1											
Eduardo Perez, R OBP: 0.500, SLG: 0.500		1-1 1B		0-0 G6-3		0-0 F8	1-1 F9			2	0	1	0	0	0	0											
Chris Singleton, L OBP: 0.167, SLG: 0.167										2	0	0	0	0	0	1											
Travis Lee, L OBP: 0.375, SLG: 0.375		0-0 P2			1-2 L3		2-0 13 WP 13 BB 1B		2-2 F7	4	1	1	0	0	0	1											
Toby Hall, R OBP: 0.500, SLG: 0.333			4-1 1B BB		1-2 P4		4-2 13 BB 1B		3-3 K	2	0	0	0	2	1	0											
Alex Gonzalez, R OBP: 0.250, SLG: 0.625			0-1 1B		2-1 HR		2-3 K		1-2 G3	4	1	2	1	0	1	2											
<b>Inning Stats</b>	R: 0 E: 0 K: 1 S: 9	H: 0 LOB: 0 BB: 0 P: 15	R: 0 E: 0 K: 1 S: 7	H: 1 LOB: 1 BB: 0 P: 12	R: 0 E: 0 K: 1 S: 11	H: 1 LOB: 2 BB: 1 P: 21	R: 0 E: 0 K: 0 S: 7	H: 0 LOB: 0 BB: 0 P: 10	R: 1 E: 0 K: 0 S: 10	H: 1 LOB: 0 BB: 0 P: 15	R: 0 E: 0 K: 1 S: 7	H: 0 LOB: 0 BB: 1 P: 13	R: 2 E: 0 K: 1 S: 13	H: 3 LOB: 2 BB: 1 P: 27	R: 0 E: 0 K: 0 S: 8	H: 1 LOB: 1 BB: 0 P: 11	R: 0 E: 0 K: 1 S: 10	H: 0 LOB: 0 BB: 0 P: 16	1B: 5 2B: 0 3B: 0 HR: 2	SF: 0 SAC: 0 DP: 0 HBP: 0	WP: 2 PB: 0 SB: 1 CS: 0	PA: 36					
<b>PITCHER</b>	IP	WLS	BF	H	R	ER	SO	BB	IBB	HBP	BLK	WP	HR	S	P	ERA	WHIP										
39 Gustavo Chacin, L ERA: 1.8	5.0		19	3	1	1	3	1	0	0	0	1	1	44	73	1.80	0.800										
22 Brandon League, R ERA: 10.8	1.2		8	2	2	2	2	1	0	0	0	1	1	15	30	10.80	1.800										
Scott Schoeneweis, L ERA:	0.2	H	3	1	0	0	0	0	0	0	0	1	0	6	11	0.00	1.500										
Justin Speier, R ERA:	0.2	H	3	1	0	0	0	0	0	0	0	0	0	7	10	0.00	1.500										
Miguel Batista, R ERA:	1.0	S	3	0	0	0	1	0	0	0	0	0	0	10	16	0.00	0.000										

Toronto Blue Jays @ Tampa Bay Devil Rays  
Tropicana Field, St. Petersburg, FL  
Tue Apr 05 2005, 7:15 PM EDT  
Att. 9,144 - Dome - 72 F

AB	34
R	3
H	7
RBI	3
BB	2
SO	6
LOB	13






Batter	1	2	3	4	5	6	7	8	9	AB	R	H	RBI	BB	SO	LOB	TOP				
3 Reed Johnson, R OBP: 0.300, SLG: 0.500 Gabe Gross, L (9, FH)	1-2 G1-6-3 1B	2-1 G1-3			1-2 G5-3			1-1 3B 1B	1-3 K	4	1	2	0	0	0	2					
Orlando Hudson, S OBP: 0.333, SLG: 0.750	0-0 G1-6-3		1-0 G6-3			2-2 10 G5-4-3 1B		0-0 47 1B 3B	1-2 G3-1	5	1	2	1	0	0	3					
10 Vernon Wells, R OBP: 0.308, SLG: 0.667	2-1 F9		2-2 G6-3			2-2 G5-4-3		0-3 K		4	0	0	0	0	1	2					
47 Corey Koskie, L OBP: 0.231, SLG: 0.091		0-1 P5	3-2 F9			3-3 K		1-0 1B		4	0	1	1	0	1	0					
Shea Hillenbrand, R OBP: 0.333, SLG: 0.333		1-0 15 3B 1B		0-1 L6			0-2 L7	1-0 F9		4	1	1	0	0	0	1					
Frank Menechino, R OBP: 0.400, SLG: 0.250 Eric Hinske, L (8, FH)	1-1 15 3B 1B		2-2 G4-3			4-0 9 FC5 15 1B BB		0-0 F9		2	1	1	0	1	0	0					
15 Alex Rios, R OBP: 0.250, SLG: 0.571	1-2 8 FC1 3B		0-0 F9			1 SAFE 0-1 1-2 1B		0-0 F7		4	1	2	2	0	0	0					
9 Gregg Zaun, S OBP: 0.250, SLG: 0.182	0-2 FC5 8 FC1		0-0 P4			0-1 FC5		4-2 BB		3	0	0	0	1	0	2					
8 Russ Adams, L OBP: 0.200, SLG: 0.400 John McDonald, R (7, FH)	0-0 FC1		1-0 F9			3-2 F8		4-1 BB		2	0	0	0	0	0	2					
Frank Catalanotto, L (9, FH)	1-2 3-H							1-2 BB		0	0	0	0	1	0	0					
<b>Inning Stats</b>	R: 0 E: 0 K: 0 S: 7	H: 1 LOB: 0 BB: 0 P: 10	R: 2 E: 0 K: 0 S: 14	H: 3 LOB: 2 BB: 0 P: 19	R: 0 E: 0 K: 0 S: 9	H: 0 LOB: 0 BB: 0 P: 15	R: 0 E: 0 K: 0 S: 6	H: 0 LOB: 0 BB: 0 P: 8	R: 0 E: 0 K: 0 S: 5	H: 1 LOB: 0 BB: 0 P: 20	R: 1 E: 1 K: 0 S: 11	H: 1 LOB: 1 BB: 1 P: 18	R: 2 E: 0 K: 1 S: 9	H: 3 LOB: 1 BB: 2 P: 12	R: 0 E: 0 K: 1 S: 11	H: 0 LOB: 2 BB: 2 P: 21	1B: 7 2B: 0 3B: 2 HR: 0	SF: 0 SAC: 0 DP: 2 HBP: 0	WP: 0 PB: 0 SB: 0 CS: 0	PA: 38	
<b>PITCHER</b>	IP	WLS	BF	H	R	ER	SO	BB	IBB	HBP	BLK	WP	HR	S	P	ERA	WHIP				
Mark Hendrickson, L ERA: 2.7	(1, 1)	6.2	26	6	3	2	1	1	0	0	0	0	0	61	14	2.70	1.050				
Travis Harper, R ERA: 9.0	(7, 1)	0.2	4	2	2	2	1	0	0	0	0	0	0	10	14	27.00	3.000				
Trever Miller, L ERA:	(8, 1)	0.0	1	1	0	0	0	0	0	0	0	0	0	1	2	∞	∞				
Danyes Baez, R ERA:	(8, 1)	1.2	W	7	0	0	0	1	2	0	0	0	0	13	24	0.00	1.200				

Toronto Blue Jays @ Tampa Bay Devil Rays  
Tropicana Field, St. Petersburg, FL  
Wed Apr 06 2005, 4:15 PM EDT  
Att: 8,764 - Dome - 72 F

AB 35  
R 5  
H 9  
RBI 4  
BB 3  
SO 3  
LOB 16



Batter	1	2	3	4	5	6	7	8	9	AB	R	H	RBI	BB	SO	LOB	BOTTOM				
13 Carl Crawford, L OBP: 0.250, SLG: 0.667	1-3 K		0-1 IHR		2-3 K2-3			0-1 2B 3B		4	2	2	1	0	2	0					
Joey Gathright, L OBP: 0.250, SLG: 0.250	1-1 G4-3		0-0 G4-3			3-2 G1-3		0-0 2B 1B		4	1	1	0	0	0	0					
Aubrey Huff, L OBP: 0.250, SLG: 0.333	1-2 E BLK 1B		0-1 F9			1-2 G5-4-3 1B		3-1 1B 2B		4	1	3	2	0	0	0					
Travis Lee, L OBP: 0.333, SLG: 0.273	3-2 E4		1-1 F7			0-1 G5-4-3		4-0 3 HR BB		3	1	0	0	1	0	2					
Julio Lugo, R OBP: 0.200, SLG: 0.200 Nick Green, R (5, S)	1-2 G6-3			2-3 K			4-2 3 1B 1B BB	0-2 P3		2	0	0	0	0	1	2					
Chris Singleton, L OBP: 0.300, SLG: 0.300		0-3 K		2-3 K			0-0 G6-4-3 3 1B BB	3-2 3 HR 1B		4	1	2	1	0	2	0					
3 Jorge Cantu, R OBP: 0.417, SLG: 1.000		0-0 1B		3-3 K			1-1 G6-4-3 1B	1-2 1B HR		4	1	3	3	0	1	0					
Toby Hall, R OBP: 0.333, SLG: 0.200		1-1 P4			0-2 E5 G5-4-3		1-0 G6-4-3	1-0 F9		4	0	0	0	0	0	3					
Alex Gonzalez, R OBP: 0.167, SLG: 0.417 (5, 6)		1-1 F9			0-2 G5-4-3		1-2 2-3 3-H	0-2 K		4	0	0	0	0	2	3					
<b>Inning Stats</b>	R: 0 E: 1 K: 1 S: 15	H: 1 LOB: 2 BB: 0 P: 22	R: 0 E: 0 K: 1 S: 10	H: 1 LOB: 0 BB: 0 P: 12	R: 1 E: 0 K: 0 S: 7	H: 1 LOB: 0 BB: 0 P: 8	R: 0 E: 0 K: 3 S: 13	H: 0 LOB: 0 BB: 0 P: 20	R: 0 E: 1 K: 1 S: 9	H: 0 LOB: 0 BB: 0 P: 11	R: 0 E: 0 K: 0 S: 9	H: 1 LOB: 0 BB: 0 P: 13	R: 1 E: 0 K: 1 S: 9	H: 2 LOB: 1 BB: 1 P: 17	R: 6 E: 0 K: 1 S: 22	H: 5 LOB: 0 BB: 1 P: 34	1B: 7 2B: 1 3B: 1 HR: 2	SF: 0 SAC: 0 DP: 3 HBP: 0	WP: 0 PB: 0 SB: 0 CS: 0	PA: 36	
<b>PITCHER</b>	IP	WLS	BF	H	R	ER	SO	BB	IBB	HBP	BLK	WP	HR	S	P	ERA	WHIP				
Josh Towers, R ERA: 1.5	(1, 1)	6.0	22	4	1	1	6	1	0	0	0	0	0	9	17	9.00	3.000				
54 Jason Frasor, R ERA: 9.0	(7, 1)	1.0	H	5	2	1	1	1	0	0	0	0	0	5	12	∞	∞				
Scott Schoeneweis, L ERA: 0.0	(8, 1)	0.0	L	4	3	4	4	0	1	0	0	0	0	5	12	∞	∞				
Justin Speier, R ERA: 10.8	(8, 1)	1.0	B	5	2	2	1	0	0	0	0	0	1	17	22	18.00	2.000				

Toronto Blue Jays @ Tampa Bay Devil Rays  
Tropicana Field, St. Petersburg, FL  
Wed Apr 06 2005, 4:15 PM EDT  
Att: 8,764 - Dome - 72 F


AB 34  
R 8  
H 11  
RBI 7  
BB 2  
SO 8  
LOB 12










Batter	1	2	3	4	5	6	7	8	9	AB	R	H	RBI	BB	SO	LOB	TOP									
21 Mark Kotsay, L OBP: 0.945, SLG: 0.650 23 Bobby Kielty, S (6, PH) (6, 9)	4-1 BB 3		0-1 HR			3-2 L3		2-1 G1-6-3		1	1	1	1	1	0	0	Oakland Athletics @ Tampa Bay Devil Rays Tropicana Field, St. Petersburg, FL Sat Apr 09 2005, 6:15 PM EDT Att: 13,536 - Dome - 72 F 									
Jason Kendall, R OBP: 0.238, SLG: 0.200 17 Adam Melhuse, S (5, 2)	2-2 F9		1-1 L6			0-3 K		1-0 G6-3		2	0	0	0	0	0	1										
3 Eric Chavez, L OBP: 0.409, SLG: 0.471	4-2 BB 1-2		0-2 P4			0-1 G4-3			2-1 G4-3	3	0	0	0	1	0	0										
Erbiel Durazo, L OBP: 0.182, SLG: 0.143	1-1 P4			0-3 K			1-0 F7		1-0 G4-3	4	0	0	0	0	1	2										
Scott Hatteberg, L OBP: 0.278, SLG: 0.188	1-1 F8			1-0 G1-3			3-1 P5		1-3 K	4	0	0	0	0	1	2										
Eric Byrnes, R OBP: 0.287, SLG: 0.429		3-2 P4		3-3 K			0-1 E5			3	0	0	0	0	1	0										
Charles Thomas, L (1, 9) (6, 8)		2-2 F7			2-2 P6			3-2 F9		3	0	0	0	0	0	1										
Keith Ginter, R OBP: 0.231, SLG: 0.667		0-0 P3			2-1 P6			3-2 HR		3	1	1	1	0	0	0										
14 Mark Ellis, R OBP: 0.364, SLG: 0.364			2-3 K		2-2 P2			0-0 23 G1-6-3 1B		3	0	1	0	0	1	0										
<b>Inning Stats</b>	R: 0 E: 0 K: 0 S: 11	H: 0 LOB: 2 BB: 2 P: 23	R: 0 E: 0 K: 0 S: 8	H: 0 LOB: 0 BB: 0 P: 13	R: 1 E: 0 K: 1 S: 10	H: 1 LOB: 0 BB: 0 P: 13	R: 0 E: 0 K: 2 S: 8	H: 0 LOB: 0 BB: 0 P: 12	R: 0 E: 0 K: 0 S: 13	H: 0 LOB: 0 BB: 0 P: 19	R: 0 E: 0 K: 0 S: 8	H: 0 LOB: 0 BB: 0 P: 11	R: 0 E: 1 K: 0 S: 8	H: 0 LOB: 1 BB: 0 P: 15	R: 1 E: 0 K: 0 S: 8	H: 2 LOB: 0 BB: 0 P: 14	R: 0 E: 0 K: 1 S: 9	H: 0 LOB: 0 BB: 0 P: 13	1B: 1 2B: 0 3B: 0 HR: 2	SF: 0 SAC: 0 DP: 1 HBP: 0	WP: 0 PB: 0 SB: 0 CS: 0	PA: 32				
<b>PITCHER</b>	IP	WLS	BF	H	R	ER	SO	BB	IBB	HBP	BLK	WP	HR	S	P	ERA	WHIP									
Hideo Nomo, R ERA: 1.5	(1, 1)	6.0	W	21	1	1	1	4	2	0	0	0	0	1	58	91	1.50	0.500								
Lance Carter, R ERA: 4.5	(7, 1)	2.0		8	2	1	1	0	0	0	0	0	0	1	16	29	4.50	1.000								
37 Seth McClung, R ERA: 33.75	(9, 1)	1.0		3	0	0	0	1	0	0	0	0	0	0	9	13	0.00	0.000								

Batter	1	2	3	4	5	6	7	8	9	AB	R	H	RBI	BB	SO	LOB	BOTTOM									
13 Carl Crawford, L OBP: 0.318, SLG: 0.550	1-2 G1-3	1-0 SF8		1-2 1B	0-0 1B			1-3 K		4	1	2	2	0	1	1	Oakland Athletics @ Tampa Bay Devil Rays Tropicana Field, St. Petersburg, FL Sat Apr 09 2005, 6:15 PM EDT Att: 13,536 - Dome - 72 F 									
Alex Gonzalez, R OBP: 0.176, SLG: 0.313	1-1 F7	1-1 FC4-2		4-2 1B	3-3 K			0-1 G4-3		4	2	0	0	1	1	5										
Aubrey Huff, L OBP: 0.350, SLG: 0.471 Chris Singleton, L OBP: 0.250, SLG: 0.250	0-0 L4	3-1 HR		4-2 1B	1-2 2B			2-2 G3		3	2	1	3	1	0	0										
Julio Lugo, R OBP: 0.278, SLG: 0.278		1-2 1B		1-2 2B	1-2 1B			2-1 F9		4	1	2	2	0	0	0										
3 Jorge Cantu, R OBP: 0.400, SLG: 0.895		3-2 HR		0-0 G3-1	0-3 K			0-0 F9		4	1	1	0	0	1	2										
Josh Phelps, R OBP: 0.400, SLG: 0.800		1-3 HR		2-1 F9	1-0 2B			1-3 K		4	1	2	4	0	1	0										
Eduardo Perez, R OBP: 0.333, SLG: 0.333		0-0 SH		1-1 P5				1-3 K		4	1	1	0	0	1	0										
Toby Hall, R OBP: 0.333, SLG: 0.250 Tim Laker, R (7, PH) (8, 2)		1-2 SH		0-1 F7	0-1 G5-3			0-3 K		3	0	1	0	0	0	0										
Joey Gathright, L OBP: 0.455, SLG: 0.700		0-0 SH		4-2 13 1B	0-0 13 1B			2-2 G4-3		2	2	2	0	1	0	0										
<b>Inning Stats</b>	R: 0 E: 0 K: 0 S: 6	H: 6 LOB: 0 BB: 0 P: 8	R: 7 E: 1 K: 0 S: 20	H: 6 LOB: 0 BB: 0 P: 35	R: 0 E: 0 K: 0 S: 5	H: 0 LOB: 0 BB: 0 P: 8	R: 4 E: 0 K: 1 S: 19	H: 3 LOB: 2 BB: 3 P: 34	R: 0 E: 0 K: 1 S: 11	H: 2 LOB: 2 BB: 0 P: 15	R: 0 E: 0 K: 0 S: 4	H: 0 LOB: 0 BB: 0 P: 8	R: 0 E: 0 K: 3 S: 10	H: 0 LOB: 0 BB: 0 P: 12	R: 0 E: 0 K: 1 S: 14	H: 1 LOB: 1 BB: 0 P: 19	R: 0 E: 0 K: 1 S: 9	H: 0 LOB: 0 BB: 0 P: 13	1B: 8 2B: 2 3B: 0 HR: 2	SF: 1 SAC: 1 DP: 0 HBP: 0	WP: 0 PB: 0 SB: 5 CS: 0	PA: 39				
<b>PITCHER</b>	IP	WLS	BF	H	R	ER	SO	BB	IBB	HBP	BLK	WP	HR	S	P	ERA	WHIP									
Barry Zito, L ERA: 11.57	(1, 1)	3.1	L	21	7	11	8	0	0	0	0	0	0	2	42	75	21.60	3.000								
Keiichi Yabu, R ERA	(4, 1)	3.2		14	4	0	0	5	0	0	0	0	0	0	33	45	0.00	1.091								
20 Huston Street, R ERA	(8, 1)	1.0		4	1	0	0	1	0	0	0	0	0	0	14	19	0.00	1.000								




Batter	1	2	3	4	5	6	7	8	9	AB	R	H	RBI	BB	SO	LOB	TOP								
21 Mark Kotsay, L (1, 8) OBP: 0.519, SLG: 0.583	F8		G6-3		P4	3 SF8 1B		FC3-6 1B		4	1	1	0	1	0	0	<b>Oakland Athletics @ Tampa Bay Devil Rays</b> Tropicana Field, St. Petersburg, FL Sun Apr 10 2005, 2:15 PM EDT Att: 12,174 - Dome - 72 F <a href="http://livebaseballscorecards.com">livebaseballscorecards.com</a>								
Jason Kendall, R (1, 2) OBP: 0.289, SLG: 0.240	F7		G5-3		BB 3 1B	3 SF8 1B		FC3-6 3 E 1-2		5	1	2	1	0	0	1									
3 Eric Chavez, L (1, 5) OBP: 0.370, SLG: 0.429	G4-3		G6-3		BB 1B	SF8		E6		4	0	1	1	0	0	1									
Erubiel Durazo, L (1, 10) OBP: 0.259, SLG: 0.167			G1-3 1B BB		K	BB 1B		K		3	0	1	2	2	2	2									
Scott Hatteberg, L (1, 3) OBP: 0.348, SLG: 0.429			G1-3 1B		BB 1B	F8		HR		5	2	3	1	0	1	4									
Eric Byrnes, R (1, 7) OBP: 0.250, SLG: 0.333	G1-3				F7			P6		4	0	0	0	1	0	5									
Keith Ginter, R (1, 4) OBP: 0.278, SLG: 0.533					BB	SH5-4 1B BB		F7		3	1	0	0	2	2	2									
Nick Swisher, S (1, 9) OBP: 0.261, SLG: 0.500			K			1B 3 SF8 BB		F7		4	1	1	1	1	1	3									
Marco Scutaro, R (1, 6) OBP: 0.316, SLG: 0.250	F9				G3	SH5-4		G3		3	0	0	0	0	0	5									
<b>Inning Stats</b>	R: 0 E: 0 K: 0 S: 8	H: 0 LOB: 0 BB: 0 P: 15	R: 0 E: 0 K: 1 S: 9	H: 1 LOB: 3 BB: 2 P: 22	R: 0 E: 0 K: 0 S: 6	H: 0 LOB: 0 BB: 0 P: 8	R: 1 E: 0 K: 2 S: 12	H: 2 LOB: 2 BB: 1 P: 21	R: 0 E: 0 K: 1 S: 13	H: 2 LOB: 3 BB: 1 P: 20	R: 4 E: 0 K: 0 S: 15	H: 2 LOB: 1 BB: 3 P: 31	R: 0 E: 0 K: 1 S: 7	H: 0 LOB: 0 BB: 0 P: 10	R: 0 E: 1 K: 1 S: 13	H: 1 LOB: 2 BB: 0 P: 20	R: 1 E: 0 K: 0 S: 6	H: 1 LOB: 0 BB: 0 P: 9	1B: 8 2B: 0 3B: 0 HR: 1	SF: 1 SAC: 1 DP: 0 HBP: 0	WP: 0 PB: 0 SB: 0 CS: 0	PA: 44			
<b>PITCHER</b>	IP	WLS	BF	H	R	ER	SO	BB	IBB	HBP	BLK	WP	HR	S	P	ERA	WHIP								
Dewon Brazelton, R (1, 1) ERA: 4.38	5.0	L	26	5	3	3	4	6	0	0	0	0	0	53	99	5.40	2.200								
Travis Harper, R (6, 1) ERA: 15.43	0.1		3	1	0	0	0	0	1	0	0	0	0	3	10	0.00	3.000								
Trever Miller, L (6, 1) ERA:	1.2		6	1	2	2	1	0	0	0	0	0	0	14	18	10.80	0.600								
Jesus Colome, R (8, 1) ERA: 4.91	1.0		5	1	0	0	1	0	0	0	0	0	0	13	20	0.00	1.000								
Lance Carter, R (9, 1) ERA: 6.0	1.0		4	1	1	1	0	0	0	0	0	0	1	6	9	9.00	1.000								


Batter	1	2	3	4	5	6	7	8	9	AB	R	H	RBI	BB	SO	LOB	BOTTOM								
13 Carl Crawford, L (1, 7) OBP: 0.269, SLG: 0.458	P5		G3-1		K			G4-3		4	0	0	0	0	1	1	<b>Oakland Athletics @ Tampa Bay Devil Rays</b> Tropicana Field, St. Petersburg, FL Sun Apr 10 2005, 2:15 PM EDT Att: 12,174 - Dome - 72 F <a href="http://livebaseballscorecards.com">livebaseballscorecards.com</a>								
Nick Green, R (1, 5) OBP: 0.200, SLG: 0.111	K		F9		P3			K		4	0	0	0	0	2	0									
Aubrey Huff, L (1, 9) OBP: 0.417, SLG: 0.619	1B		2B			3 1B 2B		K		4	1	3	0	0	1	0									
Julio Lugo, R (1, 6) OBP: 0.273, SLG: 0.273	K		K			K		3 S 1B		4	0	1	0	0	3	3									
3 Jorge Cantu, R (1, 4) OBP: 0.375, SLG: 0.783			G4-3		G6-3			L6		4	0	1	0	0	0	1									
Travis Lee, L (1, 3) OBP: 0.350, SLG: 0.333			1B BB		F8			F7		3	0	1	1	1	0	0									
Josh Phelps, R (1, 10) OBP: 0.368, SLG: 0.737			F8			G5-4-3 1B		K		4	0	1	0	0	1	3									
Toby Hall, R (1, 2) OBP: 0.333, SLG: 0.263			1B		F9			K		3	0	1	0	0	1	1									
Chris Singleton, L (9, PH) OBP: 0.231, SLG: 0.231			1B					K		1	0	0	0	0	1	0									
Joey Gathright, L (1, 8) OBP: 0.429, SLG: 0.583			G6-3			13 CS BB		K		2	0	0	0	1	1	2									
<b>Inning Stats</b>	R: 0 E: 0 K: 2 S: 12	H: 1 LOB: 1 BB: 0 P: 17	R: 0 E: 0 K: 0 S: 11	H: 1 LOB: 2 BB: 1 P: 20	R: 0 E: 0 K: 1 S: 9	H: 1 LOB: 1 BB: 0 P: 14	R: 0 E: 0 K: 0 S: 8	H: 1 LOB: 1 BB: 0 P: 10	R: 0 E: 0 K: 1 S: 11	H: 0 LOB: 0 BB: 1 P: 17	R: 1 E: 0 K: 0 S: 12	H: 3 LOB: 1 BB: 0 P: 22	R: 0 E: 0 K: 2 S: 11	H: 0 LOB: 0 BB: 0 P: 16	R: 0 E: 0 K: 2 S: 13	H: 1 LOB: 1 BB: 0 P: 24	R: 0 E: 0 K: 2 S: 10	H: 0 LOB: 0 BB: 0 P: 11	1B: 5 2B: 3 3B: 0 HR: 0	SF: 0 SAC: 0 DP: 1 HBP: 0	WP: 0 PB: 0 SB: 1 CS: 1	PA: 35			
<b>PITCHER</b>	IP	WLS	BF	H	R	ER	SO	BB	IBB	HBP	BLK	WP	HR	S	P	ERA	WHIP								
40 Rich Harden, R (1, 1) ERA: 1.69	5.1	W	22	5	1	1	5	2	0	0	0	0	0	58	89	1.69	1.312								
58 Justin Duchescherer, R (6, 1) ERA:	1.2		6	2	0	0	2	0	0	0	0	0	0	16	27	0.00	1.200								
50 Kiko Calero, R (8, 1) ERA:	1.0		4	1	0	0	2	0	0	0	0	0	0	13	24	0.00	1.000								
Octavio Dotel, R (9, 1) ERA:	1.0		3	0	0	0	2	0	0	0	0	0	0	10	11	0.00	0.000								







Batter	1	2	3	4	5	6	7	8	9	AB	R	H	RBI	BB	SO	LOB	TOP					
1 Brian Roberts, S OBP: 0.474, SLG: 0.848	G4-3		B3						F8	4	1	1	1	1	0	1	<p><b>Baltimore Orioles @ Tampa Bay Devil Rays</b> Tropicana Field, St. Petersburg, FL Wed Apr 13 2005, 7:05 PM EDT Att: 9,226 - Dome - 72 F</p> <p>AB 35 R 5 H 11 RBI 5 BB 3 SO 6 LOB 16</p> 					
6 Melvin Mora, R OBP: 0.222, SLG: 0.206	P5			F9 1B	G1				K	5	0	1	0	0	2	4						
10 Miguel Tejada, R OBP: 0.389, SLG: 0.387	P4			K						3	1	1	2	1	1	1						
Sammy Sosa, R OBP: 0.333, SLG: 0.455		F9				G5-4-3				4	0	2	1	0	0	1						
Javy Lopez, R OBP: 0.294, SLG: 0.452					F9					4	1	2	1	0	0	3						
B.J. Surhoff, L OBP: 0.083, SLG: 0.083										4	0	0	0	0	2	3						
Luis Matos, R OBP: 0.429, SLG: 0.609										3	0	1	0	1	0	0						
Chris Gomez, R OBP: 0.429, SLG: 0.333										3	1	1	0	0	0	2						
Rafael Palmeiro, L OBP: 0.345, SLG: 0.280										1	0	0	0	0	0	0						
Geronomo Gil, R OBP: 0.444, SLG: 0.444										4	1	2	0	0	1	1						
<b>Inning Stats</b>	R: 0 E: 0 K: 0 S: 6	H: 0 LOB: 0 BB: 0 P: 10	R: 0 E: 0 K: 0 S: 8	H: 1 LOB: 0 BB: 0 P: 9	R: 0 E: 0 K: 0 S: 8	H: 0 LOB: 1 BB: 1 P: 14	R: 0 E: 0 K: 2 S: 14	H: 2 LOB: 2 BB: 0 P: 20	R: 0 E: 0 K: 0 S: 11	H: 2 LOB: 2 BB: 1 P: 18	R: 1 E: 0 K: 1 S: 11	H: 1 LOB: 0 BB: 1 P: 22	R: 4 E: 0 K: 1 S: 15	H: 5 LOB: 1 BB: 0 P: 24	R: 0 E: 0 K: 0 S: 5	H: 0 LOB: 0 BB: 0 P: 10	R: 0 E: 0 K: 2 S: 10	H: 0 LOB: 0 BB: 0 P: 14	1B: 9 2B: 1 3B: 0 HR: 1	SF: 0 SAC: 0 DP: 3 HBP: 0	WP: 0 PB: 0 SB: 1 CS: 1	PA: 38
<b>PITCHER</b>	IP WLS BF H R ER SO BB IBB HBP BLK WP HR S P ERA WHIP																					
Mark Hendrickson, L ERA: 4.15	(1, 1) 6.1 L 28 9 4 4 3 3 0 0 0 0 0 1 63 102 5.68 1.895																					
Travis Harper, R ERA: 9.0	(7, 1) 2.2 10 2 1 1 3 0 0 0 0 0 0 0 25 39 3.38 0.750																					

Batter	1	2	3	4	5	6	7	8	9	AB	R	H	RBI	BB	SO	LOB	BOTTOM					
13 Carl Crawford, L OBP: 0.306, SLG: 0.516	F9-3								F8	4	0	1	0	1	1	4	<p><b>Baltimore Orioles @ Tampa Bay Devil Rays</b> Tropicana Field, St. Petersburg, FL Wed Apr 13 2005, 7:05 PM EDT Att: 9,226 - Dome - 72 F</p> <p>AB 37 R 1 H 10 RBI 1 BB 5 SO 6 LOB 28</p> 					
Julio Lugo, R OBP: 0.344, SLG: 0.276	F9-3									3	1	1	0	2	0	4						
Aubrey Huff, L OBP: 0.412, SLG: 0.600										5	0	2	0	0	1	3						
Josh Phelps, R OBP: 0.345, SLG: 0.571										5	0	1	0	0	0	2						
3 Jorge Cantu, R OBP: 0.324, SLG: 0.606										5	0	1	1	0	2	3						
Eduardo Perez, R OBP: 0.333, SLG: 0.273										4	0	1	0	1	1	3						
Alex Gonzalez, R OBP: 0.360, SLG: 0.409										3	0	2	0	1	0	2						
Toby Hall, R OBP: 0.286, SLG: 0.231										3	0	1	0	0	0	1						
Chris Singleton, L OBP: 0.214, SLG: 0.214										1	0	0	0	0	0	2						
Charles Johnson, R										0	0	0	0	0	0	0						
Joey Gathright, L OBP: 0.409, SLG: 0.500										4	0	0	0	0	1	4						
<b>Inning Stats</b>	R: 0 E: 0 K: 1 S: 16	H: 2 LOB: 2 BB: 1 P: 24	R: 0 E: 0 K: 0 S: 15	H: 2 LOB: 3 BB: 1 P: 24	R: 0 E: 0 K: 0 S: 11	H: 1 LOB: 1 BB: 0 P: 18	R: 0 E: 0 K: 1 S: 11	H: 1 LOB: 0 BB: 0 P: 16	R: 1 E: 0 K: 0 S: 14	H: 2 LOB: 2 BB: 0 P: 20	R: 0 E: 0 K: 1 S: 11	H: 1 LOB: 2 BB: 1 P: 21	R: 0 E: 0 K: 1 S: 10	H: 1 LOB: 1 BB: 1 P: 16	R: 0 E: 0 K: 1 S: 19	H: 0 LOB: 1 BB: 1 P: 26	R: 0 E: 0 K: 0 S: 14	H: 0 LOB: 0 BB: 0 P: 17	1B: 9 2B: 1 3B: 1 HR: 0	SF: 0 SAC: 0 DP: 1 HBP: 0	WP: 0 PB: 1 SB: 1 CS: 0	PA: 42
<b>PITCHER</b>	IP WLS BF H R ER SO BB IBB HBP BLK WP HR S P ERA WHIP																					
45 Erik Bedard, L ERA: 1.5	(1, 1) 5.0 4 1 0 0 0 1 0 0 0 0 0 0 8 15 0.00 3.000																					
Steve Reed, R ERA: 11.25	(6, 1) 0.2 4 1 0 0 0 1 0 0 0 0 0 0 3 6 0.00 0.000																					
Steve Kline, L ERA: 20.25	(6, 1) 0.1 W 1 0 0 0 1 0 0 0 0 0 0 0 3 6 0.00 0.000																					
Todd Williams, R ERA	(7, 1) 1.0 5 1 0 0 1 1 0 0 0 0 0 0 10 16 0.00 2.000																					
Jorge Julio, R ERA: 1.59	(8, 1) 2.0 7 0 0 0 1 1 0 0 0 0 0 0 33 43 0.00 0.500																					



Batter	1	2	3	4	5	6	7	8	9	AB	R	H	RBI	BB	SO	LOB	TOP					
<b>1 Brian Roberts, S</b> OBP: 0.498, SLG: 0.865 (1, 4)										4	2	2	0	1	2	1	<b>Baltimore Orioles @ Tampa Bay Devil Rays</b> Tropicana Field, St. Petersburg, FL Thu Apr 14, 2005, 7:15 PM EDT Att. 9,797 - Dome - 72 F					
<b>David Newhan, L</b> OBP: 0.125, SLG: 0.125 (1, 8)										4	2	1	1	0	0	3						
<b>Luis Matos, R</b> OBP: 0.414, SLG: 0.583 (8, PH)										5	2	3	3	0	1	1						
<b>6 Melvin Mora, R</b> OBP: 0.288, SLG: 0.359 (1, 5)										5	1	2	2	0	0	1						
<b>10 Miguel Tejada, R</b> OBP: 0.390, SLG: 0.472 (1, 6)										5	0	1	1	0	0	2						
<b>Sammy Sosa, R</b> OBP: 0.317, SLG: 0.447 (1, 9)										4	0	0	0	0	0	3						
<b>Rafael Palmeiro, L</b> OBP: 0.303, SLG: 0.241 (1, 10)										4	0	1	0	0	0	0						
<b>Javy Lopez, R</b> OBP: 0.289, SLG: 0.429 (1, 2)										4	0	0	0	0	0	1						
<b>31 Jay Gibbons, L</b> OBP: 0.310, SLG: 0.250 (1, 3)										4	0	2	0	0	2	1						
<b>Larry Bigbie, L</b> OBP: 0.261, SLG: 0.348 (1, 7)										4	0	2	0	0	2	1						
<b>Inning Stats</b>	R: 1 E: 0 K: 0 S: 13	H: 3 LOB: 2 BB: 0 P: 16	R: 0 E: 0 K: 1 S: 5	H: 0 LOB: 0 BB: 0 P: 6	R: 2 E: 1 K: 1 S: 11	H: 1 LOB: 0 BB: 0 P: 15	R: 0 E: 0 K: 1 S: 10	H: 1 LOB: 1 BB: 0 P: 14	R: 2 E: 0 K: 0 S: 9	H: 3 LOB: 1 BB: 0 P: 17	R: 0 E: 0 K: 0 S: 13	H: 1 LOB: 2 BB: 1 P: 25	R: 2 E: 0 K: 0 S: 8	H: 2 LOB: 0 BB: 0 P: 15	R: 0 E: 0 K: 2 S: 13	H: 1 LOB: 1 BB: 0 P: 17	R: 0 E: 0 K: 1 S: 5	H: 0 LOB: 0 BB: 0 P: 8	1B: 6 2B: 3 3B: 1 HR: 2	SF: 0 SAC: 0 DP: 0 HBP: 0	WP: 1 PB: 1 SB: 2 CS: 0	PA: 41
<b>PITCHER</b>	IP WLS BF H R ER SO BB IBB HBP BLK WP HR S P ERA WHIP																					
<b>Rob Bell, R</b> ERA: 4.5 (1, 1)	6.0 W 29 9 5 4 3 1 0 0 0 0 1 1 61 93 6.00 1.667																					
<b>Jesus Colome, R</b> ERA: 5.73 (7, 1)	0.0 1 1 1 1 0 0 0 0 0 0 0 0 1 2 ∞ ∞																					
<b>37 Seth McClung, R</b> ERA: 12.46 (7, 1)	1.0 4 1 1 1 0 0 0 0 0 0 0 1 7 13 9.00 1.000																					
<b>Trever Miller, L</b> ERA: (8, 1)	1.0 4 1 0 0 2 0 0 0 0 0 0 0 13 17 0.00 1.000																					
<b>Danys Baez, R</b> ERA: (9, 1)	1.0 3 0 0 0 1 0 0 0 0 0 0 0 5 8 0.00 0.000																					

Batter	1	2	3	4	5	6	7	8	9	AB	R	H	RBI	BB	SO	LOB	BOTTOM					
<b>13 Carl Crawford, L</b> OBP: 0.341, SLG: 0.588 (1, 7)										3	2	1	3	2	1	0	<b>Baltimore Orioles @ Tampa Bay Devil Rays</b> Tropicana Field, St. Petersburg, FL Thu Apr 14, 2005, 7:15 PM EDT Att. 9,797 - Dome - 72 F					
<b>Julio Lugo, R</b> OBP: 0.376, SLG: 0.313 (1, 6)										3	1	1	0	2	1	1						
<b>Alex Sanchez, L</b> OBP: 0.400, SLG: 0.600 (1, 8)										5	3	2	0	0	1	3						
<b>Aubrey Huff, L</b> OBP: 0.410, SLG: 0.559 (1, 9)										4	2	1	1	1	1	3						
<b>Josh Phelps, R</b> OBP: 0.382, SLG: 0.563 (1, 10)										4	1	2	3	1	1	2						
<b>Travis Lee, L</b> OBP: 0.367, SLG: 0.370 (1, 3)										5	1	3	3	0	0	3						
<b>3 Jorge Cantu, R</b> OBP: 0.316, SLG: 0.595 (1, 4)										4	0	1	1	0	0	3						
<b>Charles Johnson, R</b> OBP: 0.500, SLG: 0.750 (1, 2)										4	1	2	1	0	1	0						
<b>Nick Green, R</b> OBP: 0.214, SLG: 0.154 (1, 5)										4	1	1	0	0	0	1						
<b>Inning Stats</b>	R: 3 E: 0 K: 0 S: 14	H: 2 LOB: 1 BB: 2 P: 30	R: 0 E: 0 K: 0 S: 8	H: 0 LOB: 0 BB: 0 P: 13	R: 2 E: 0 K: 1 S: 9	H: 2 LOB: 1 BB: 1 P: 15	R: 7 E: 0 K: 0 S: 32	H: 8 LOB: 1 BB: 1 P: 50	R: 0 E: 0 K: 1 S: 6	H: 0 LOB: 0 BB: 1 P: 11	R: 0 E: 0 K: 1 S: 10	H: 1 LOB: 1 BB: 0 P: 14	R: 0 E: 0 K: 2 S: 7	H: 0 LOB: 0 BB: 0 P: 10	R: 0 E: 0 K: 1 S: 9	H: 1 LOB: 2 BB: 1 P: 17	R: 0 E: 0 K: 1 S: 8	H: 0 LOB: 0 BB: 0 P: 8	1B: 8 2B: 6 3B: 0 HR: 1	SF: 0 SAC: 0 DP: 1 HBP: 0	WP: 0 PB: 0 SB: 0 CS: 0	PA: 42
<b>PITCHER</b>	IP WLS BF H R ER SO BB IBB HBP BLK WP HR S P ERA WHIP																					
<b>Sidney Ponson, R</b> ERA: 13.5 (1, 1)	3.0 L 20 6 3 3 3 1 0 0 0 0 0 0 39 61 7.36 1.909																					
<b>Rick Bauer, R</b> ERA: 9.64 (4, 1)	3.2 16 6 3 3 3 1 0 0 0 0 0 0 39 61 7.36 1.909																					
<b>John Parrish, L</b> ERA: (7, 1)	1.1 6 1 0 0 2 0 0 1 0 0 0 0 0 12 20 0.00 0.750																					



Batter	1	2	3	4	5	6	7	8	9	AB	R	H	RBI	BB	SO	LOB	TOP																					
<b>13 Carl Crawford, L</b> OBP: 0.333, SLG: 0.553 (1, 8)	G5-3		L6		F8			1B		4	0	1	0	0	0	1	<b>Tampa Bay Devil Rays @ Boston Red Sox</b> Fenway Park, Boston, MA Fri Apr 15 2005, 7:05 PM EDT Att: 35,023 - Clear - 43 F																					
<b>Julio Lugo, R</b> OBP: 0.366, SLG: 0.333 (1, 6)	B5-3		G5-3			2B		F9		4	0	1	0	0	0	1																						
<b>3 Jorge Cantu, R</b> OBP: 0.333, SLG: 0.610 (1, 4)	2B			1B		G5-3		P3		4	0	2	0	0	0	2																						
<b>Aubrey Huff, L</b> OBP: 0.372, SLG: 0.500 (1, 9)	F7			P6		K		G6-3		4	0	0	0	0	1	3																						
<b>Josh Phelps, R</b> OBP: 0.368, SLG: 0.528 (1, 10)		1B		K		G5-3		K		4	0	1	0	0	2	2																						
<b>Eduardo Perez, R</b> OBP: 0.250, SLG: 0.200 (1, 7)	L4			K				F8		4	0	0	0	0	1	2																						
<b>Travis Lee, L</b> OBP: 0.364, SLG: 0.367 (1, 3)	G4-6-3					G4-3		F8		3	0	1	0	0	0	0																						
<b>Toby Hall, R</b> OBP: 0.258, SLG: 0.207 (1, 2)	G4-6-3					L9		G3		3	0	0	0	0	0	2																						
<b>Alex Gonzalez, R</b> OBP: 0.357, SLG: 0.400 (1, 5)	G4-3							F8		3	0	1	0	0	0	0																						
<b>Inning Stats</b>	R: 0 E: 0 K: 0 S: 8	H: 1 LOB: 1 BB: 0 P: 13	R: 0 E: 0 K: 0 S: 7	H: 2 LOB: 1 BB: 0 P: 8	R: 0 E: 0 K: 2 S: 9	H: 0 LOB: 0 BB: 0 P: 13	R: 0 E: 0 K: 2 S: 13	H: 1 LOB: 1 BB: 0 P: 20	R: 0 E: 0 K: 1 S: 9	H: 1 LOB: 1 BB: 0 P: 12	R: 0 E: 0 K: 1 S: 8	H: 1 LOB: 1 BB: 0 P: 14	R: 0 E: 0 K: 0 S: 11	H: 0 LOB: 0 BB: 0 P: 16	R: 0 E: 0 K: 0 S: 14	H: 1 LOB: 1 BB: 0 P: 21	R: 0 E: 0 K: 1 S: 9	H: 0 LOB: 0 BB: 0 P: 15	1B: 5 2B: 2 3B: 0 HR: 0	SF: 0 SAC: 0 DP: 1 HBP: 0	WP: 0 PB: 0 SB: 0 CS: 0	PA: 33																
<b>PITCHER</b>	IP	WLS	BF	H	R	ER	SO	BB	IBB	HBP	BLK	WP	HR	S	P	ERA	WHIP	<b>PITCHER</b>		IP	WLS	BF	H	R	ER	SO	BB	IBB	HBP	BLK	WP	HR	S	P	ERA	WHIP		
<b>David Wells, L</b> ERA: 5.09 (1, 1)	7.0	W	26	6	0	0	3	0	0	0	0	0	0	65	96	0.00	0.857			7.0	W	26	6	0	0	3	0	0	0	0	0	0	0	0	0	0	0.00	1.000
<b>Matt Mantel, R</b> ERA: 6.75 (8, 1)	1.0		4	1	0	0	0	0	0	0	0	0	0	14	21	0.00	1.000			1.0		4	1	0	0	0	0	0	0	0	0	0	0	0	0	0	0.00	0.000
<b>John Halama, L</b> ERA: 7.36 (9, 1)	1.0		3	0	0	0	1	0	0	0	0	0	0	9	15	0.00	0.000			1.0		3	0	0	0	1	0	0	0	0	0	0	0	0	0	0	0.00	0.000

Batter	1	2	3	4	5	6	7	8	9	AB	R	H	RBI	BB	SO	LOB	BOTTOM																				
<b>18 Johnny Damon, L</b> OBP: 0.317, SLG: 0.333 (1, 8)	G1-3		L3			K				3	0	0	0	1	1	4	<b>Tampa Bay Devil Rays @ Boston Red Sox</b> Fenway Park, Boston, MA Fri Apr 15 2005, 7:05 PM EDT Att: 35,023 - Clear - 43 F																				
<b>Dave McCarty, R</b> OBP: 0.667, SLG: 0.500 (7, PH)	BB					1B				1	0	1	2	0	0	0																					
<b>Trot Nixon, L</b> OBP: 0.429, SLG: 0.520 (1, 9)	G1-3					K		K		3	1	0	0	2	2	3																					
<b>Manny Ramirez, R</b> OBP: 0.406, SLG: 0.263 (1, 7)	P3									3	1	1	1	1	1	4																					
<b>Jay Payton, R</b> OBP: 0.333, SLG: 0.571 (6, PR)										1	0	1	0	0	0	0																					
<b>34 David Ortiz, L</b> OBP: 0.357, SLG: 0.649 (1, 10)	K					1B		1B		5	1	1	4	0	1	4																					
<b>Kevin Millar, R</b> OBP: 0.350, SLG: 0.219 (1, 3)						F9		F7		4	1	0	0	1	0	3																					
<b>Edgar Renteria, R</b> OBP: 0.275, SLG: 0.450 (1, 6)								G6-3		4	2	2	0	0	1	0																					
<b>Jason Varitek, S</b> OBP: 0.406, SLG: 0.774 (1, 2)	P2					L5				4	0	2	0	0	0	2																					
<b>Doug Mirabeli, R</b> OBP: 0.333, SLG: 0.625 (8, 2)								FC1-6		0	0	0	0	0	0	0																					
<b>Bill Mueller, S</b> OBP: 0.297, SLG: 0.242 (1, 5)										3	1	0	0	1	1	2																					
<b>Ramón Vázquez, L</b> OBP: 0.200, SLG: 0.200 (7, PR)								FC1-6		0	1	0	0	0	0	0																					
<b>Mark Bellhorn, S</b> OBP: 0.333, SLG: 0.394 (1, 4)								1B		3	2	2	2	1	0	0																					
<b>Inning Stats</b>	R: 0 E: 0 K: 1 S: 12	H: 0 LOB: 1 BB: 1 P: 23	R: 7 E: 0 K: 0 S: 23	H: 3 LOB: 4 BB: 4 P: 46	R: 1 E: 1 K: 1 S: 21	H: 2 LOB: 3 BB: 2 P: 32	R: 0 E: 0 K: 1 S: 8	H: 0 LOB: 0 BB: 0 P: 8	R: 0 E: 0 K: 2 S: 14	H: 1 LOB: 2 BB: 0 P: 21	R: 2 E: 0 K: 1 S: 14	H: 3 LOB: 1 BB: 0 P: 23	R: 0 E: 0 K: 0 S: 7	H: 1 LOB: 0 BB: 0 P: 9	1B: 6 2B: 2 3B: 1 HR: 1	SF: 0 SAC: 0 DP: 1 HBP: 0	WP: 0 PB: 1 SB: 0 CS: 0	PA: 41																			
<b>PITCHER</b>	IP	WLS	BF	H	R	ER	SO	BB	IBB	HBP	BLK	WP	HR	S	P	ERA	WHIP	<b>PITCHER</b>		IP	WLS	BF	H	R	ER	SO	BB	IBB	HBP	BLK	WP	HR	S	P	ERA	WHIP	
<b>Hideo Nomo, R</b> ERA: 10.13 (1, 1)	2.0	L	16	5	8	8	1	5	0	0	0	0	0	39	75	36.00	5.000			2.0	L	16	5	8	8	1	5	0	0	0	0	0	0	0	0	36.00	5.000
<b>Casey Fossum, L</b> ERA: 2.25 (3, 1)	4.0		16	1	0	0	5	2	0	0	0	0	0	47	67	0.00	0.750			4.0		16	1	0	0	5	2	0	0	0	0	0	0	0	0	0.00	0.750
<b>Lance Carter, R</b> ERA: 7.2 (7, 1)	2.0		9	4	2	2	1	0	0	0	0	0	0	21	32	9.00	2.000			2.0		9	4	2	2	1	0	0	0	0	0	0	0	0	0	9.00	2.000



Batter	1	2	3	4	5	6	7	8	9	AB	R	H	RBI	BB	SO	LOB	TOP					
<b>13 Carl Crawford, L</b> OBP: 0.320, SLG: 0.500	G3	P6					F9		G1-3	4	0	1	1	0	4		<b>Tampa Bay Devil Rays @ Boston Red Sox</b> Fenway Park, Boston, MA Sat Apr 16 2005, 7:05 PM EDT Att: 35,106 - Clear - 46 F					
<b>Julio Lugo, R</b> OBP: 0.346, SLG: 0.317	K				FC6-4 BB		F8		K	5	0	1	0	0	2	4						
<b>Alex Sanchez, L</b> OBP: 0.333, SLG: 0.667			G4-6-3					G5-3		4	0	1	0	0	1	3						
<b>Aubrey Huff, L</b> OBP: 0.383, SLG: 0.488										3	0	1	0	1	1	3						
<b>Josh Phelps, R</b> OBP: 0.333, SLG: 0.475										4	0	0	0	0	1	2						
<b>Travis Lee, L</b> OBP: 0.324, SLG: 0.324										4	0	0	0	0	1	1						
<b>3 Jorge Cantu, R</b> OBP: 0.326, SLG: 0.600										4	1	1	0	0	2	0						
<b>Toby Hall, R</b> OBP: 0.265, SLG: 0.219										3	0	1	1	0	0	0						
<b>Chris Singleton, L</b> OBP: 0.267, SLG: 0.267										1	1	1	0	0	0	0						
<b>Alex Gonzalez, R</b> OBP: 0.438, SLG: 0.517										4	0	4	0	0	0	0						
<b>Inning Stats</b>	R: 0 E: 0 K: 2 S: 9	H: 1 LOB: 1 BB: 0 P: 10	R: 1 E: 0 K: 1 S: 15	H: 3 LOB: 2 BB: 0 P: 22	R: 0 E: 0 K: 0 S: 9	LOB: 1 BB: 1 P: 13	R: 0 E: 0 K: 1 S: 12	H: 0 LOB: 0 BB: 0 P: 19	R: 0 E: 0 K: 1 S: 10	H: 1 LOB: 2 BB: 1 P: 20	R: 0 E: 0 K: 1 S: 10	H: 0 LOB: 0 BB: 0 P: 11	R: 0 E: 0 K: 1 S: 9	H: 1 LOB: 1 BB: 0 P: 13	R: 0 E: 0 K: 1 S: 10	H: 1 LOB: 1 BB: 0 P: 11	R: 1 E: 0 K: 1 S: 12	H: 2 LOB: 1 BB: 0 P: 18	1B: 7 2B: 2 3B: 1 HR: 0	SF: 0 SAC: 0 DP: 1 HBP: 0	WP: 1 PB: 0 SB: 0 CS: 0	PA: 38
<b>PITCHER</b>	IP	WLS	BF	H	R	ER	SO	BB	IBB	HBP	BLK	WP	HR	S	P	ERA	WHIP					
<b>30 Matt Clement, R</b> ERA: 3.12	7.0	W	29	7	1	1	6	2	0	0	0	1	0	74	108	1.29	1.286					
<b>Alan Embree, L</b> ERA: 2.94	1.0		4	1	0	0	1	0	0	0	0	0	0	10	11	0.00	1.000					
<b>50 Mike Timlin, R</b> ERA: 3.38	1.0		5	2	1	1	1	0	0	0	0	0	0	12	18	9.00	2.000					



Batter	1	2	3	4	5	6	7	8	9	AB	R	H	RBI	BB	SO	LOB	BOTTOM					
<b>18 Johnny Damon, L</b> OBP: 0.304, SLG: 0.318	F7									5	1	1	0	0	0	4	<b>Tampa Bay Devil Rays @ Boston Red Sox</b> Fenway Park, Boston, MA Sat Apr 16 2005, 7:05 PM EDT Att: 35,106 - Clear - 46 F					
<b>Trot Nixon, L</b> OBP: 0.425, SLG: 0.533										5	1	2	0	0	0	2						
<b>Manny Ramirez, R</b> OBP: 0.354, SLG: 0.439										3	2	2	6	1	0	0						
<b>34 David Ortiz, L</b> OBP: 0.348, SLG: 0.634										4	0	1	0	0	1	2						
<b>Kevin Millar, R</b> OBP: 0.364, SLG: 0.206										2	0	0	0	2	0	1						
<b>Dave McCarty, R</b> OBP: 0.667, SLG: 0.500										0	0	0	0	0	0	0						
<b>Edgar Renteria, R</b> OBP: 0.273, SLG: 0.419										3	0	0	0	1	0	4						
<b>Jason Varitek, S</b> OBP: 0.361, SLG: 0.686										4	0	0	0	0	0	2						
<b>Bill Mueller, S</b> OBP: 0.317, SLG: 0.250										3	1	1	0	1	0	1						
<b>Mark Bellhorn, S</b> OBP: 0.325, SLG: 0.361										3	1	0	0	1	2	2						
<b>Inning Stats</b>	R: 0 E: 0 K: 0 S: 10	H: 1 LOB: 3 BB: 2 P: 22	R: 0 E: 0 K: 1 S: 10	H: 0 LOB: 0 BB: 0 P: 14	R: 2 E: 1 K: 0 S: 12	H: 3 LOB: 2 BB: 1 P: 29	R: 4 E: 0 K: 0 S: 14	H: 2 LOB: 1 BB: 3 P: 29	R: 0 E: 0 K: 0 S: 7	H: 0 LOB: 0 BB: 0 P: 12	R: 0 E: 0 K: 0 S: 7	H: 0 LOB: 0 BB: 0 P: 11	R: 0 E: 0 K: 1 S: 7	H: 1 LOB: 1 BB: 0 P: 12	R: 0 E: 0 K: 1 S: 7	H: 0 LOB: 0 BB: 0 P: 12	R: 0 E: 0 K: 1 S: 7	H: 1 LOB: 1 BB: 0 P: 12	1B: 3 2B: 2 3B: 0 HR: 2	SF: 0 SAC: 0 DP: 0 HBP: 0	WP: 1 PB: 0 SB: 0 CS: 0	PA: 38
<b>PITCHER</b>	IP	WLS	BF	H	R	ER	SO	BB	IBB	HBP	BLK	WP	HR	S	P	ERA	WHIP					
<b>Dewon Brazelton, R</b> ERA: 6.75	3.2	L	23	6	6	6	1	6	0	0	0	0	0	24	39	0.00	0.000					
<b>Travis Harper, R</b> ERA: 5.4	4.1		11	0	0	0	1	0	0	0	0	0	0	7	12	0.00	1.000					
<b>Danys Baez, R</b> ERA:	8.1		4	1	0	0	1	0	0	0	0	0	0	7	12	0.00	1.000					









Batter	1	2	3	4	5	6	7	8	9	AB	R	H	RBI	BB	SO	LOB	TOP										
13 Carl Crawford, L OBP: 0.356, SLG: 0.529	G3		1B			2B HR	SF8 1B	K		5	1	3	1	0	1	0	<b>Tampa Bay Devil Rays @ New York Yankees</b> Yankee Stadium, Bronx, NY Mon Apr 18 2005, 7:05 PM EDT Att: 35,282 - Clear - 57 F										
Julio Lugo, R OBP: 0.364, SLG: 0.360	G3		1B			HR	SF8 1B	P4		5	1	3	2	0	0												
Aubrey Huff, L OBP: 0.339, SLG: 0.490	K		G6-3			HR	SF8	G4-3		4	1	1	4	0	1												
Travis Lee, L OBP: 0.304, SLG: 0.310		G3-1				BB	F7		G4-3	4	1	0	0	1	0												
3 Jorge Cantu, R OBP: 0.327, SLG: 0.547	K						L8		G5-3	5	0	2	0	0	1												
Chris Singleton, L OBP: 0.300, SLG: 0.300	G4-3						F9 1B		F8	5	0	2	1	0	0												
Alex Sanchez, L OBP: 0.294, SLG: 0.438			1B WP 13 1B BB			G1-6-3				3	1	1	0	1	0												
Toby Hall, R OBP: 0.316, SLG: 0.257			1B 13 1B			2B 1B	SF8 13 1B BB			3	3	2	0	1	0												
Nick Green, R OBP: 0.167, SLG: 0.118	K						P4		F8	4	0	0	0	0	2												
<b>Inning Stats</b>	R: 0 E: 0 K: 1 S: 7	H: 0 LOB: 0 BB: 0 P: 9	R: 0 E: 0 K: 1 S: 7	H: 0 LOB: 0 BB: 0 P: 14	R: 2 E: 0 K: 1 S: 14	H: 3 LOB: 1 BB: 1 P: 23	R: 0 E: 0 K: 0 S: 9	H: 1 LOB: 1 BB: 0 P: 16	R: 5 E: 0 K: 1 S: 18	H: 6 LOB: 1 BB: 1 P: 32	R: 1 E: 0 K: 0 S: 13	H: 2 LOB: 2 BB: 1 P: 23	R: 0 E: 0 K: 0 S: 10	H: 2 LOB: 2 BB: 0 P: 14	R: 0 E: 0 K: 1 S: 7	H: 0 LOB: 0 BB: 0 P: 10	R: 0 E: 0 K: 0 S: 9	H: 0 LOB: 0 BB: 0 P: 15	1B: 12 2B: 1 3B: 0 HR: 1	SF: 1 SAC: 0 DP: 2 HBP: 0	WP: 1 PB: 0 SB: 0 CS: 1	PA: 42					
<b>PITCHER</b>	IP	WLS	BF	H	R	ER	SO	BB	IBB	HBP	BLK	WP	HR	S	P	ERA	WHIP										
Jaret Wright, R ERA: 10.05	5.1	W	28	11	8	8	4	3	0	0	0	1	1	61	107	13.50	2.625										
Paul Quantrill, R ERA: 4.7	1.2		8	3	0	0	0	0	0	0	0	0	0	17	24	0.00	1.800										
Felix Rodriguez, R ERA: 3.0	2.0		6	0	0	0	1	0	0	0	0	0	0	16	25	0.00	0.000										

Batter	1	2	3	4	5	6	7	8	9	AB	R	H	RBI	BB	SO	LOB	BOTTOM											
2 Derek Jeter, R OBP: 0.476, SLG: 0.449	G6-3					G5-3				3	1	1	2	3	0	0	<b>Tampa Bay Devil Rays @ New York Yankees</b> Yankee Stadium, Bronx, NY Mon Apr 18 2005, 7:05 PM EDT Att: 35,282 - Clear - 57 F											
Bernie Williams, S OBP: 0.360, SLG: 0.341	G3-1					1B				6	1	3	1	0	0													
Gary Sheffield, R OBP: 0.393, SLG: 0.480	P6					F8				5	2	1	1	1	0													
Bubba Crosby, L OBP: 0.143, SLG: 0.143		55 1B								0	0	0	0	0	0													
55 Hideki Matsui, L OBP: 0.373, SLG: 0.556						1B				5	3	2	0	1	0													
13 Alex Rodriguez, R OBP: 0.323, SLG: 0.567										6	5	5	6	0	0													
25 Jason Giambi, L OBP: 0.417, SLG: 0.447										3	3	2	1	2	1													
20 Jorge Posada, S OBP: 0.306, SLG: 0.250										6	1	2	2	0	0													
Tino Martinez, L OBP: 0.385, SLG: 0.500										5	2	3	6	0	1													
Tony Womack, L OBP: 0.275, SLG: 0.255										6	1	1	0	0	1													
<b>Inning Stats</b>	R: 0 E: 0 K: 0 S: 6	H: 0 LOB: 0 BB: 0 P: 10	R: 13 E: 1 K: 0 S: 32	H: 11 LOB: 1 BB: 3 P: 59	R: 2 E: 0 K: 0 S: 10	H: 1 LOB: 1 BB: 1 P: 16	R: 0 E: 0 K: 0 S: 5	H: 1 LOB: 1 BB: 0 P: 8	R: 0 E: 0 K: 1 S: 8	H: 1 LOB: 1 BB: 0 P: 12	R: 0 E: 0 K: 1 S: 13	H: 1 LOB: 3 BB: 1 P: 22	R: 2 E: 0 K: 1 S: 14	H: 3 LOB: 3 BB: 1 P: 29	R: 2 E: 1 K: 0 S: 9	H: 2 LOB: 3 BB: 1 P: 16	1B: 13 2B: 4 3B: 0 HR: 3	SF: 0 SAC: 0 DP: 0 HBP: 2	WP: 0 PB: 0 SB: 0 CS: 0	PA: 54								
<b>PITCHER</b>	IP	WLS	BF	H	R	ER	SO	BB	IBB	HBP	BLK	WP	HR	S	P	ERA	WHIP											
Rob Bell, R ERA: 10.8	1.1	L	14	9	10	10	0	1	0	0	0	0	0	29	46	67.50	7.500											
Lance Carter, R ERA: 8.69	4.1		24	6	5	5	2	3	1	1	0	0	0	2	42	77	10.38	2.077										
37 Seth McClung, R ERA: 14.4	0.2		5	3	2	2	0	0	0	0	0	0	0	10	17	27.00	4.500											
Trever Miller, L ERA	0.2		4	0	0	0	1	1	0	1	0	0	0	7	16	0.00	1.500											
Danys Baez, R ERA	1.0		7	2	2	0	0	1	0	0	0	0	0	9	16	0.00	3.000											



Batter	1	2	3	4	5	6	7	8	9	AB	R	H	RBI	BB	SO	LOB	TOP											
13 Carl Crawford, L OBP: 0.344, SLG: 0.500	G3		G5-3		G4-3			1B E	K	5	1	1	0	0	1	0	<b>Tampa Bay Devil Rays @ New York Yankees</b> Yankee Stadium, Bronx, NY Tue Apr 19 2005, 7:05 PM EDT Att: 45,802 - Clear - 66 F <a href="http://livebaseballscorecards.com">livebaseballscorecards.com</a>											
Alex Gonzalez, R OBP: 0.410, SLG: 0.457	F9		K			L8		1B E G5-3		4	1	1	0	0	1	0												
Julio Lugo, R OBP: 0.339, SLG: 0.333	K2-3			K		K		G5-3		4	0	0	0	0	3	2												
Aubrey Huff, L OBP: 0.350, SLG: 0.481		1B HBP			G4-3			E6 1B 3 1B		3	2	1	1	0	0	1												
Eduardo Perez, R OBP: 0.316, SLG: 0.611 Travis Lee, L OBP: 0.319, SLG: 0.326 (8, PH)	K			1B HR			HR	1B		3	2	3	0	1	1	1												
3 Jorge Cantu, R OBP: 0.322, SLG: 0.526	F9			G2-3			L9	1B		4	0	1	1	0	0	1												
Josh Phelps, R OBP: 0.320, SLG: 0.426	FC6-4 1B			K			HBP	F9		3	0	1	0	0	1	1												
Toby Hall, R OBP: 0.286, SLG: 0.231	FC6-4				G5-3		F7		G1-6-3	4	0	0	0	0	0	3												
Alex Sanchez, L OBP: 0.238, SLG: 0.350			K		K		F9		G3	4	0	0	0	0	2	1												
<b>Inning Stats</b>	R: 0 E: 0 K: 1 S: 6	H: 0 LOB: 0 BB: 0 P: 8	R: 0 E: 0 K: 1 S: 8	H: 1 LOB: 2 BB: 0 P: 14	R: 0 E: 0 K: 2 S: 10	H: 0 LOB: 0 BB: 0 P: 11	R: 2 E: 0 K: 2 S: 12	H: 2 LOB: 0 BB: 0 P: 20	R: 0 E: 0 K: 1 S: 6	H: 0 LOB: 0 BB: 0 P: 8	R: 0 E: 0 K: 1 S: 8	H: 0 LOB: 0 BB: 0 P: 13	R: 1 E: 0 K: 0 S: 10	H: 1 LOB: 1 BB: 0 P: 17	R: 3 E: 1 K: 0 S: 15	H: 4 LOB: 1 BB: 0 P: 21		R: 0 E: 0 K: 1 S: 7	H: 0 LOB: 0 BB: 0 P: 8	1B: 6 2B: 0 3B: 0 HR: 2	SF: 0 SAC: 0 DP: 0 HBP: 2	WP: 0 PB: 0 SB: 1 CS: 0	PA: 37					
<b>PITCHER</b>	IP	WLS	BF	H	R	ER	SO	BB	IBB	HBP	BLK	WP	HR	S	P	ERA	WHIP											
Randy Johnson, L ERA: 5.13	(1, 1)	7.1	L	31	6	6	5	8	0	0	2	0	0	2	68	103	6.14	0.818										
Tom Gordon, R ERA: 6.75	(8, 1)	0.2		3	2	0	0	0	0	0	0	0	0	7	9	0.00	3.000											
42 Mariano Rivera, R ERA: 3.86	(9, 1)	1.0		3	0	0	0	1	0	0	0	0	0	7	8	0.00	0.000											

Batter	1	2	3	4	5	6	7	8	9	AB	R	H	RBI	BB	SO	LOB	BOTTOM											
2 Derek Jeter, R OBP: 0.493, SLG: 0.491	CS 1B		1B		1-H 2B		G6-3			4	0	3	0	0	0	2	<b>Tampa Bay Devil Rays @ New York Yankees</b> Yankee Stadium, Bronx, NY Tue Apr 19 2005, 7:05 PM EDT Att: 45,802 - Clear - 66 F <a href="http://livebaseballscorecards.com">livebaseballscorecards.com</a>											
Bernie Williams, S OBP: 0.333, SLG: 0.311	P6		F9			G3	P5			4	0	0	0	0	0	3												
Gary Sheffield, R OBP: 0.385, SLG: 0.453	F7			L9		55 1B BB		F8		3	0	0	0	1	0	0												
55 Hideki Matsui, L OBP: 0.381, SLG: 0.544	G3			BB		1B		F7		3	0	1	0	1	0	0												
13 Alex Rodriguez, R OBP: 0.303, SLG: 0.531	K		F9		F8		F8		F8	4	0	0	0	0	1	3												
25 Jason Giambi, L OBP: 0.404, SLG: 0.500	HR			K		K			G6-3	4	1	1	1	0	2	3												
20 Jorge Posada, S OBP: 0.321, SLG: 0.255	F7				G6-3 BB		1B 1B		G1-3	3	1	1	0	1	0	0												
Tino Martinez, L OBP: 0.372, SLG: 0.472			P5		G6-3		G6-3 1B 1B		L6	4	0	1	0	0	0	1												
Tony Womack, L OBP: 0.296, SLG: 0.280	G1-3				2 2B 1B		2 G6-3 1B			3	0	2	1	0	0	0												
<b>Inning Stats</b>	R: 0 E: 0 K: 0 S: 7	H: 1 LOB: 0 BB: 0 P: 12	R: 1 E: 0 K: 1 S: 7	H: 1 LOB: 0 BB: 0 P: 11	R: 0 E: 0 K: 0 S: 10	H: 1 LOB: 1 BB: 0 P: 18	R: 0 E: 0 K: 1 S: 9	H: 0 LOB: 1 BB: 1 P: 19	R: 0 E: 0 K: 0 S: 8	H: 2 LOB: 2 BB: 1 P: 13	R: 0 E: 0 K: 1 S: 6	H: 1 LOB: 2 BB: 1 P: 11	R: 1 E: 0 K: 0 S: 15	H: 3 LOB: 1 BB: 0 P: 23	R: 0 E: 0 K: 0 S: 8	H: 0 LOB: 0 BB: 0 P: 9		R: 0 E: 0 K: 0 S: 6	H: 0 LOB: 0 BB: 0 P: 7	1B: 7 2B: 1 3B: 0 HR: 1	SF: 0 SAC: 0 DP: 2 HBP: 0	WP: 0 PB: 0 SB: 0 CS: 1	PA: 35					
<b>PITCHER</b>	IP	WLS	BF	H	R	ER	SO	BB	IBB	HBP	BLK	WP	HR	S	P	ERA	WHIP											
Hideki Nomo, R ERA: 6.59	(1, 1)	5.2	W	23	6	1	1	2	3	0	0	0	0	0	44	81	1.59	1.588										
Trevor Miller, L ERA: 2.09	(6, 1)	0.1	H	4	3	1	1	1	0	0	0	0	0	12	18	27.00	9.000											
Travis Harper, R ERA: 4.35	(7, 1)	2.0	H	5	0	0	0	0	0	0	0	0	0	14	17	0.00	0.000											
Danys Baez, R ERA:	(9, 1)	1.0		3	0	0	0	0	0	0	0	0	0	6	7	0.00	0.000											



Batter	1	2	3	4	5	6	7	8	9	AB	R	H	RBI	BB	SO	LOB	TOP					
Alfonso Soriano, R OBP: 0.324, SLG: 0.515	F8		F9	F9	F9		SF8			3	1	1	1	1	0	0						
9 Hank Blalock, L OBP: 0.395, SLG: 0.598	G4-3		E4	F9		E2	G4-1			5	0	1	1	0	0	2						
10 Michael Young, R OBP: 0.365, SLG: 0.485			G5-3	F9		F9		G6-3		5	0	1	0	0	0	3						
23 Mark Teixeira, S OBP: 0.297, SLG: 0.364	K			BB	BB	K	K			4	2	1	0	0	3	2						
David Dellucci, L OBP: 0.512, SLG: 0.621		K		BB	BB	K	K			3	2	0	0	2	3	1						
Richard Hidalgo, R OBP: 0.273, SLG: 0.333	G5-3		P3					F8		4	2	1	0	1	0	2						
Kevin Mench, R OBP: 0.333, SLG: 0.286	F8			HR	BB	BB	BB			3	3	2	3	2	0	0						
Laynce Nix, L OBP: 0.600, SLG: 0.600			G6-3	HR	BB	BB	BB			5	1	3	3	0	1	1						
Rod Barajas, R OBP: 0.340, SLG: 0.479	P3		P3	HR		F7-3	P4		G3	5	1	1	4	0	0	4						
<b>Inning Stats</b>	R: 0 E: 0 K: 1 S: 10	H: 1 LOB: 1 BB: 0 P: 15	R: 0 E: 0 K: 1 S: 9	H: 0 LOB: 0 BB: 0 P: 15	R: 1 E: 1 K: 0 S: 7	H: 1 LOB: 1 BB: 1 P: 13	R: 5 E: 0 K: 0 S: 19	H: 4 LOB: 1 BB: 2 P: 34	R: 4 E: 0 K: 0 S: 17	H: 2 LOB: 0 BB: 2 P: 31	R: 0 E: 1 K: 2 S: 13	H: 0 LOB: 1 BB: 0 P: 19	R: 2 E: 0 K: 0 S: 17	H: 3 LOB: 1 BB: 0 P: 23	R: 0 E: 0 K: 1 S: 7	H: 0 LOB: 0 BB: 1 P: 12	R: 0 E: 0 K: 1 S: 10	H: 0 LOB: 1 BB: 1 P: 20	1B: 7 2B: 3 3B: 1 HR: 1	SF: 1 SAC: 0 DP: 1 HBP: 1	WP: 0 PB: 0 SB: 0 CS: 0	PA: 45
<b>PITCHER</b>	IP	WLS	BF	H	R	ER	SO	BB	IBB	HBP	BLK	WP	HR	S	P	ERA	WHIP					
John Webb, R ERA: 18.0	4.0	L	23	6	8	8	2	4	0	1	0	0	1	47	84	18.00	2.500					
Casey Fossum, L ERA: 4.5	2.0		10	3	3	3	2	1	0	0	0	0	0	31	47	13.50	2.000					
37 Seth McClung, R ERA: 10.57	2.2		11	2	1	1	3	1	0	0	0	0	0	29	48	3.38	1.125					
Doug Waechter, R ERA:	0.1		1	0	0	0	0	0	0	0	0	0	0	2	3	0.00	0.000					

Texas Rangers @ Tampa Bay Devil Rays  
Tropicana Field, St. Petersburg, FL  
Wed Apr 20 2005, 7:15 PM EDT  
Att: 8,816 - Dome - 72 F

AB	37
R	12
H	11
RBI	12
BB	6
SO	7
LOB	15



Batter	1	2	3	4	5	6	7	8	9	AB	R	H	RBI	BB	SO	LOB	BOTTOM					
13 Carl Crawford, L OBP: 0.357, SLG: 0.516	SF8		G4-3		F7	CS		BB	F9	6	2	3	2	0	0	1						
Julio Lugo, R OBP: 0.355, SLG: 0.373	SF8		G6-3		G6-3	CS		G3-1		5	1	3	1	0	0	0						
Aubrey Huff, L OBP: 0.323, SLG: 0.455	SF8		G4-3		G3			SF9		3	0	0	2	0	1	2						
Travis Lee, L OBP: 0.365, SLG: 0.333	G5-4-3			SH1-3		BB		G3-1		2	2	1	0	3	0	1						
3 Jorge Cantu, R OBP: 0.328, SLG: 0.516	G5-4-3			BB	SH1-3					5	0	2	1	0	0	4						
Alex Sanchez, L OBP: 0.292, SLG: 0.391			G4-3		SH1-3					3	1	2	0	0	0	1						
Eduardo Perez, R OBP: 0.316, SLG: 0.611										0	0	0	0	0	0	0						
Chris Singleton, L OBP: 0.266, SLG: 0.286										1	0	0	0	0	1	1						
Josh Phelps, R OBP: 0.345, SLG: 0.431	F8								G4-3	4	1	2	1	0	0	1						
Charles Johnson, R OBP: 0.583, SLG: 0.625	G4-3									3	1	1	2	2	0	3						
Alex Gonzalez, R OBP: 0.409, SLG: 0.436	G1-3				G4-6-3					4	2	1	1	1	1	5						
<b>Inning Stats</b>	R: 1 E: 0 K: 0 S: 12	H: 2 LOB: 1 BB: 1 P: 19	R: 0 E: 0 K: 0 S: 10	H: 1 LOB: 0 BB: 0 P: 16	R: 0 E: 0 K: 0 S: 12	H: 0 LOB: 0 BB: 0 P: 17	R: 1 E: 0 K: 0 S: 10	H: 1 LOB: 2 BB: 2 P: 20	R: 0 E: 0 K: 0 S: 4	H: 0 LOB: 0 BB: 0 P: 7	R: 5 E: 0 K: 1 S: 18	H: 6 LOB: 1 BB: 1 P: 29	R: 0 E: 0 K: 0 S: 11	H: 2 LOB: 2 BB: 0 P: 13	R: 3 E: 0 K: 1 S: 16	H: 3 LOB: 1 BB: 1 P: 26	R: 0 E: 0 K: 1 S: 11	H: 0 LOB: 1 BB: 1 P: 24	1B: 12 2B: 3 3B: 0 HR: 0	SF: 2 SAC: 1 DP: 2 HBP: 1	WP: 0 PB: 1 SB: 0 CS: 2	PA: 46
<b>PITCHER</b>	IP	WLS	BF	H	R	ER	SO	BB	IBB	HBP	BLK	WP	HR	S	P	ERA	WHIP					
Ryan Drese, R ERA: 6.39	5.1	W	27	4	7	7	0	4	0	0	0	0	0	12	17	0.00	2.250					
32 Ron Mahay, L ERA: 4.25	1.1		6	3	0	0	1	0	0	0	0	0	0	14	22	81.00	12.000					
Doug Brocail, R ERA: 8.53	0.1		5	3	3	3	0	1	0	0	0	0	0	5	8	0.00	1.500					
Brian Shouse, L ERA: 5.4	0.2	H	3	1	0	0	0	0	0	0	0	0	0	3	3	0.00	0.000					
Nick Regilio, R ERA: 6.23	0.1	H	1	0	0	0	1	0	0	0	0	0	0	3	3	0.00	0.000					

Texas Rangers @ Tampa Bay Devil Rays  
Tropicana Field, St. Petersburg, FL  
Wed Apr 20 2005, 7:15 PM EDT  
Att: 8,816 - Dome - 72 F

AB	36
R	10
H	15
RBI	10
BB	6
SO	3
LOB	19









Batter	1	2	3	4	5	6	7	8	9	AB	R	H	RBI	BB	SO	LOB	TOP								
18 Johnny Damon, L (1, 8) OBP: 0.329, SLG: 0.353	G5-3		G5-3		SF9		1B		L1-3	4	0	2	2	0	0	1	<b>Boston Red Sox @ Tampa Bay Devil Rays</b> Tropicana Field, St. Petersburg, FL Fri Apr 22 2005, 7:15 PM EDT Att: 30,530 - Dome - 72 F <a href="http://livebaseballscorecards.com">livebaseballscorecards.com</a>								
Edgar Renteria, R (1, 6) OBP: 0.225, SLG: 0.362	G1-3			G6-3	HBP		F8		L1-3	5	0	1	0	0	0	2									
Manny Ramirez, R (1, 7) OBP: 0.423, SLG: 0.632	P4			K	HBP					3	1	1	0	0	1	0									
34 David Ortiz, L (1, 10) OBP: 0.296, SLG: 0.508		K		E9	G3				K	4	0	1	0	0	2	3									
Kevin Millar, R (1, 3) OBP: 0.433, SLG: 0.314							F8			2	0	1	1	1	0	0									
Doug Mirabeli, R (1, 2) OBP: 0.313, SLG: 0.385 Jason Varitek, S (8, PH) OBP: 0.370, SLG: 0.635										2	0	0	0	1	2	1									
Jay Payton, R (1, 9) Trot Nixon, L (9, PH) OBP: 0.436, SLG: 0.488										1	0	0	0	0	0	1									
Mark Bellhorn, S (1, 4) OBP: 0.323, SLG: 0.393										3	0	0	0	0	0	4									
Ramón Vázquez, L (1, 5) OBP: 0.133, SLG: 0.133										0	1	0	0	1	0	0									
<b>Inning Stats</b>	R: 0 E: 0 K: 0 S: 6	H: 0 LOB: 0 BB: 0 P: 8	R: 0 E: 0 K: 2 S: 8	H: 0 LOB: 1 BB: 0 P: 13	R: 0 E: 0 K: 0 S: 6	H: 0 LOB: 0 BB: 1 P: 12	R: 0 E: 1 K: 1 S: 14	H: 1 LOB: 3 BB: 2 P: 28	R: 1 E: 0 K: 0 S: 13	H: 2 LOB: 2 BB: 0 P: 23	R: 0 E: 0 K: 1 S: 5	H: 0 LOB: 0 BB: 0 P: 8	R: 0 E: 0 K: 1 S: 11	H: 1 LOB: 0 BB: 0 P: 16	R: 1 E: 0 K: 1 S: 10	H: 2 LOB: 0 BB: 0 P: 14		R: 2 E: 0 K: 0 S: 9	H: 2 LOB: 0 BB: 1 P: 16	1B: 5 2B: 3 3B: 1 HR: 0	SF: 1 SAC: 2 DP: 2 HBP: 2	WP: 0 PB: 0 SB: 1 CS: 0	PA: 38		
<b>PITCHER</b>	IP	WLS	BF	H	R	ER	SO	BB	IBB	HBP	BLK	WP	HR	S	P	ERA	WHIP								
19 Scott Kazmir, L (1, 1) ERA: 3.68	7.0		29	4	1	1	5	3	0	2	0	0	0	63	108	1.29	1.000								
Travis Harper, R (8, 1) ERA: 4.39	0.1	H	3	2	1	1	1	0	0	0	0	0	0	7	11	27.00	6.000								
Danys Baez, R (8, 1) ERA: 1.8	1.2	W	6	2	2	2	0	1	0	0	0	0	0	12	19	10.80	1.800								

Batter	1	2	3	4	5	6	7	8	9	AB	R	H	RBI	BB	SO	LOB	BOTTOM								
13 Carl Crawford, L (1, 7) OBP: 0.354, SLG: 0.493	K				G4-3		K			4	1	1	0	0	2	1	<b>Boston Red Sox @ Tampa Bay Devil Rays</b> Tropicana Field, St. Petersburg, FL Fri Apr 22 2005, 7:15 PM EDT Att: 30,530 - Dome - 72 F <a href="http://livebaseballscorecards.com">livebaseballscorecards.com</a>								
Julio Lugo, R (1, 6) OBP: 0.370, SLG: 0.388	F9									4	0	3	3	0	0	0									
Travis Lee, L (1, 3) OBP: 0.368, SLG: 0.327	F7									3	0	0	0	1	0	1									
Josh Phelps, R (1, 10) OBP: 0.365, SLG: 0.421 Nick Green, R (8, PR) OBP: 0.190, SLG: 0.150										4	0	2	0	1	0	1									
3 Jorge Cantu, R (1, 4) OBP: 0.319, SLG: 0.486										0	0	0	0	0	0	0									
31 Jonny Gomes, R (1, 9) OBP: 0.571, SLG: 0.250 Chris Singleton, L (7, 9) OBP: 0.318, SLG: 0.286										4	0	1	0	0	0	4									
Charles Johnson, R (1, 2) OBP: 0.533, SLG: 0.545 Aubrey Huff, L (8, PH) OBP: 0.310, SLG: 0.417 Toby Hall, R (9, 2) OBP: 0.326, SLG: 0.279										1	0	0	0	1	0	2									
Alex Gonzalez, R (1, 5) OBP: 0.375, SLG: 0.395										0	0	0	0	1	0	0									
Alex Sanchez, L (1, 8) OBP: 0.296, SLG: 0.385 Eduardo Perez, R (8, PH) OBP: 0.435, SLG: 0.800										3	1	1	0	0	0	3									
<b>Inning Stats</b>	R: 0 E: 0 K: 1 S: 7	H: 2 LOB: 1 BB: 0 P: 11	R: 0 E: 0 K: 0 S: 7	H: 2 LOB: 0 BB: 0 P: 12	R: 2 E: 1 K: 1 S: 13	H: 2 LOB: 0 BB: 0 P: 17	R: 0 E: 0 K: 0 S: 13	H: 0 LOB: 1 BB: 1 P: 23	R: 1 E: 0 K: 0 S: 14	H: 2 LOB: 3 BB: 2 P: 29	R: 1 E: 1 K: 0 S: 5	H: 1 LOB: 0 BB: 0 P: 11	R: 0 E: 0 K: 1 S: 7	H: 1 LOB: 0 BB: 0 P: 11	R: 0 E: 0 K: 0 S: 7	H: 1 LOB: 3 BB: 2 P: 19		R: 1 E: 0 K: 0 S: 1	H: 1 LOB: 0 BB: 0 P: 1	1B: 8 2B: 1 3B: 0 HR: 1	SF: 0 SAC: 0 DP: 2 HBP: 1	WP: 3 PB: 0 SB: 2 CS: 2	PA: 37		
<b>PITCHER</b>	IP	WLS	BF	H	R	ER	SO	BB	IBB	HBP	BLK	WP	HR	S	P	ERA	WHIP								
49 Tim Wakefield, R (1, 1) ERA: 1.75	6.0		27	7	4	2	2	3	0	1	0	0	0	6	8	0.00	1.500								
Mike Myers, L (7, 1) ERA: 5.4	0.2		3	1	0	0	1	0	0	0	0	0	0	6	8	0.00	1.500								
Matt Mantei, R (7, 1) ERA: 5.4	1.1		6	1	0	0	0	1	1	0	0	3	0	8	22	0.00	1.500								
Alan Embree, L (9, 1) ERA: 5.19	0.0	L	1	1	1	1	0	0	0	0	0	0	1	1	1	∞	∞								



Batter	1	2	3	4	5	6	7	8	9	AB R H RBI BB SO LOB	TOP																
18 Johnny Damon, L (1, 8) OBP: 0.333, SLG: 0.356										5 1 2 1 0 0 1	<b>Boston Red Sox @ Tampa Bay Devil Rays</b> Tropicana Field, St. Petersburg, FL Sat Apr 23 2005, 6:15 PM EDT Att: 33,220 - Dome - 72 F <a href="http://livebaseballscorecards.com">livebaseballscorecards.com</a>																
Trot Nixon, L (1, 9) OBP: 0.417, SLG: 0.467										4 0 1 1 0 1 1																	
Manny Ramirez, R (1, 7) OBP: 0.408, SLG: 0.613										5 0 1 1 0 2 3																	
34 David Ortiz, L (1, 10) OBP: 0.307, SLG: 0.594										4 2 2 2 0 0 1																	
Kevin Millar, R (1, 3) OBP: 0.437, SLG: 0.315										3 0 1 0 0 0 1																	
Jason Varitek, S (1, 2) OBP: 0.345, SLG: 0.589										4 0 0 0 0 1 2																	
Edgar Renteria, R (1, 6) OBP: 0.253, SLG: 0.375										3 1 2 0 1 0 0																	
Ramón Vázquez, L (1, 5) OBP: 0.156, SLG: 0.211										4 1 1 0 0 2 3																	
Mark Bellhorn, S (1, 4) OBP: 0.333, SLG: 0.390										3 0 1 0 1 1 2																	
<b>Inning Stats</b>	R: 1 E: 0 K: 0 S: 18	H: 2 LOB: 1 BB: 0 P: 24	R: 2 E: 0 K: 1 S: 15	H: 3 LOB: 2 BB: 1 P: 24	R: 1 E: 0 K: 1 S: 13	H: 3 LOB: 1 BB: 0 P: 19	R: 0 E: 0 K: 1 S: 11	H: 1 LOB: 0 BB: 0 P: 14	R: 1 E: 0 K: 0 S: 15	H: 1 LOB: 0 BB: 0 P: 22	R: 0 E: 0 K: 1 S: 9	H: 1 LOB: 0 BB: 0 P: 15	R: 0 E: 0 K: 1 S: 9	H: 0 LOB: 0 BB: 0 P: 15	R: 0 E: 0 K: 1 S: 8	H: 0 LOB: 2 BB: 1 P: 19	R: 0 E: 0 K: 1 S: 7	H: 0 LOB: 0 BB: 0 P: 11	1B: 7 2B: 3 3B: 0 HR: 2	SF: 1 SAC: 0 DP: 1 HBP: 1	WP: 1 PB: 0 SB: 0 CS: 0	PA: 39					
<b>PITCHER</b>	IP WLS BF H R ER SO BB IBB HBP BLK WP HR S P ERA WHIP											IP WLS BF H R ER SO BB IBB HBP BLK WP HR S P ERA WHIP															
Doug Waechter, R (1, 1) ERA: 5.4	5.0	W 25	10	5	5	3	1	0	0	0	0	0	2	72	103	9.00	2.200										
Casey Fossum, L (6, 1) ERA: 3.75	2.0	W 6	1	0	0	2	0	0	0	0	0	0	0	18	30	0.00	0.500										
37 Seth McClung, R (8, 1) ERA: 9.72	0.2	H 4	0	0	0	0	1	0	0	1	0	0	0	5	14	0.00	1.500										
Trever Miller, L (8, 1) ERA: 1.93	0.1	H 1	0	0	0	1	0	0	0	0	0	0	0	3	5	0.00	0.000										
Lance Carter, R (9, 1) ERA: 7.54	1.0	S 3	0	0	0	1	0	0	0	0	0	0	0	7	11	0.00	0.000										

Batter	1	2	3	4	5	6	7	8	9	AB R H RBI BB SO LOB	BOTTOM																
13 Carl Crawford, L (1, 7) OBP: 0.349, SLG: 0.473										3 0 0 0 0 1 0	<b>Boston Red Sox @ Tampa Bay Devil Rays</b> Tropicana Field, St. Petersburg, FL Sat Apr 23 2005, 6:15 PM EDT Att: 33,220 - Dome - 72 F <a href="http://livebaseballscorecards.com">livebaseballscorecards.com</a>																
Alex Sanchez, L (1, 8) OBP: 0.290, SLG: 0.367										4 1 1 0 0 1 1																	
Julio Lugo, R (1, 6) OBP: 0.364, SLG: 0.408										4 1 1 0 0 0 1																	
Aubrey Huff, L (1, 9) OBP: 0.320, SLG: 0.438										4 0 2 1 0 1 1																	
3 Jorge Cantu, R (1, 4) OBP: 0.316, SLG: 0.473										4 1 1 0 0 1 2																	
Travis Lee, L (1, 3) OBP: 0.361, SLG: 0.340										4 0 1 2 0 1 1																	
Josh Phelps, R (1, 10) OBP: 0.379, SLG: 0.450										3 2 2 0 0 0 1																	
Toby Hall, R (1, 2) OBP: 0.327, SLG: 0.283										3 0 1 0 0 1 1																	
Alex Gonzalez, R (1, 5) OBP: 0.373, SLG: 0.457										3 1 1 2 0 0 1																	
<b>Inning Stats</b>	R: 0 E: 0 K: 1 S: 11	H: 0 LOB: 0 BB: 0 P: 13	R: 0 E: 0 K: 1 S: 7	H: 0 LOB: 0 BB: 0 P: 10	R: 1 E: 0 K: 0 S: 10	H: 2 LOB: 0 BB: 0 P: 12	R: 1 E: 0 K: 0 S: 11	H: 2 LOB: 0 BB: 0 P: 19	R: 2 E: 0 K: 2 S: 15	H: 2 LOB: 0 BB: 0 P: 14	R: 2 E: 0 K: 1 S: 15	H: 3 LOB: 1 BB: 0 P: 19	R: 0 E: 1 K: 0 S: 4	H: 0 LOB: 1 BB: 0 P: 7	R: 0 E: 0 K: 1 S: 9	H: 1 LOB: 1 BB: 0 P: 11	1B: 5 2B: 3 3B: 1 HR: 1	SF: 0 SAC: 0 DP: 2 HBP: 1	WP: 0 PB: 0 SB: 0 CS: 0	PA: 33							
<b>PITCHER</b>	IP WLS BF H R ER SO BB IBB HBP BLK WP HR S P ERA WHIP											IP WLS BF H R ER SO BB IBB HBP BLK WP HR S P ERA WHIP															
38 Curt Schilling, R (1, 1) ERA: 8.15	7.0	L 29	9	6	6	5	0	0	0	0	0	0	1	69	94	7.71	1.286										
50 Mike Timlin, R (8, 1) ERA: 2.35	1.0	4	1	0	0	1	0	0	0	0	0	0	0	9	11	0.00	1.000										











Batter	1	2	3	4	5	6	7	8	9	AB	R	H	RBI	BB	SO	LOB	TOP							
13 Carl Crawford, L OBP: 0.306, SLG: 0.438	F8		F7		G1-3		F8		K	5	0	0	0	0	1	3								
Alex Gonzalez, R OBP: 0.350, SLG: 0.418	F9		K		2-H	1B		G6-3	G3-1	5	0	1	1	0	1	1								
Julio Lugo, R OBP: 0.344, SLG: 0.381	BB		G1-3		L3			F9		4	0	1	0	0	0	1								
Aubrey Huff, L OBP: 0.368, SLG: 0.444	BB				G5-3			G3	DI 1B HBP	2	1	0	0	1	0	0								
Eduardo Perez, R OBP: 0.406, SLG: 0.655	P4				CS	1B		G5-3	FC5 BB 1B	4	0	2	1	0	0	2								
Josh Phelps, R OBP: 0.378, SLG: 0.424			G1-3		BB			G4-3	BB	2	0	0	0	2	0	0								
3 Jorge Cantu, R OBP: 0.295, SLG: 0.430			G5-3		G3			G4-3	FC5	4	0	0	0	0	0	3								
Toby Hall, R OBP: 0.350, SLG: 0.321					P4					4	0	3	0	0	0	0								
31 Jonny Gomes, R OBP: 0.467, SLG: 0.583			K		BB				L8	4	1	1	0	0	2	3								
					13 G1-3 1B																			
<b>Inning Stats</b>	R: 0 E: 0 K: 0 S: 13	H: 1 LOB: 2 BB: 1 P: 18	R: 0 E: 0 K: 1 S: 7	H: 1 LOB: 1 BB: 0 P: 10	R: 0 E: 0 K: 1 S: 6	H: 0 LOB: 0 BB: 0 P: 6	R: 0 E: 0 K: 0 S: 13	H: 1 LOB: 1 BB: 1 P: 20	R: 1 E: 0 K: 0 S: 12	H: 2 LOB: 1 BB: 0 P: 20	R: 0 E: 0 K: 0 S: 6	H: 0 LOB: 0 BB: 0 P: 9	R: 0 E: 0 K: 1 S: 9	H: 1 LOB: 1 BB: 0 P: 15	R: 1 E: 0 K: 0 S: 10	H: 1 LOB: 2 BB: 1 P: 25	R: 0 E: 0 K: 1 S: 6	H: 1 LOB: 1 BB: 0 P: 10	1B: 7 2B: 1 3B: 0 HR: 0	SF: 0 SAC: 0 DP: 0 HBP: 1	WP: 0 PB: 0 CS: 1	PA: 38		
<b>PITCHER</b>	IP WLS BF H R ER SO BB IBB HBP BLK WP HR S P ERA WHIP	IP WLS BF H R ER SO BB IBB HBP BLK WP HR S P ERA WHIP	IP WLS BF H R ER SO BB IBB HBP BLK WP HR S P ERA WHIP	IP WLS BF H R ER SO BB IBB HBP BLK WP HR S P ERA WHIP	IP WLS BF H R ER SO BB IBB HBP BLK WP HR S P ERA WHIP	IP WLS BF H R ER SO BB IBB HBP BLK WP HR S P ERA WHIP	IP WLS BF H R ER SO BB IBB HBP BLK WP HR S P ERA WHIP	IP WLS BF H R ER SO BB IBB HBP BLK WP HR S P ERA WHIP	IP WLS BF H R ER SO BB IBB HBP BLK WP HR S P ERA WHIP	IP WLS BF H R ER SO BB IBB HBP BLK WP HR S P ERA WHIP	IP WLS BF H R ER SO BB IBB HBP BLK WP HR S P ERA WHIP	IP WLS BF H R ER SO BB IBB HBP BLK WP HR S P ERA WHIP	IP WLS BF H R ER SO BB IBB HBP BLK WP HR S P ERA WHIP	IP WLS BF H R ER SO BB IBB HBP BLK WP HR S P ERA WHIP	IP WLS BF H R ER SO BB IBB HBP BLK WP HR S P ERA WHIP	IP WLS BF H R ER SO BB IBB HBP BLK WP HR S P ERA WHIP	IP WLS BF H R ER SO BB IBB HBP BLK WP HR S P ERA WHIP	IP WLS BF H R ER SO BB IBB HBP BLK WP HR S P ERA WHIP	IP WLS BF H R ER SO BB IBB HBP BLK WP HR S P ERA WHIP	IP WLS BF H R ER SO BB IBB HBP BLK WP HR S P ERA WHIP	IP WLS BF H R ER SO BB IBB HBP BLK WP HR S P ERA WHIP	IP WLS BF H R ER SO BB IBB HBP BLK WP HR S P ERA WHIP	IP WLS BF H R ER SO BB IBB HBP BLK WP HR S P ERA WHIP	IP WLS BF H R ER SO BB IBB HBP BLK WP HR S P ERA WHIP

**Tampa Bay Devil Rays @ Toronto Blue Jays**  
Rogers Centre, Toronto, ON  
Wed Apr 27 2005, 7:07 PM EDT  
Att: 19,527 - Roof Closed - 68 F

AB 34  
R 2  
H 8  
RBI 2  
BB 3  
SO 4  
LOB 13



Batter	1	2	3	4	5	6	7	8	9	AB	R	H	RBI	BB	SO	LOB	BOTTOM							
3 Reed Johnson, R OBP: 0.392, SLG: 0.405	F8	G3				FC4		K		5	0	1	2	0	1	3								
Frank Menechino, R OBP: 0.348, SLG: 0.167	BB		G5-3		P5		K	47 1B BB		4	1	1	0	1	1	2								
10 Vernon Wells, R OBP: 0.250, SLG: 0.417	P3		K		P6		P6	47 E BB		4	0	0	0	1	1	1								
Shea Hillenbrand, R OBP: 0.432, SLG: 0.545					F9		47 2B 15 1B HBP	SF7		3	1	2	1	0	0	0								
47 Corey Koskie, L OBP: 0.304, SLG: 0.354	K		G3			15 3B 1B	15 1B BB	E4		5	2	3	0	0	1	3								
15 Alex Rios, R OBP: 0.321, SLG: 0.446					F9		15 3B 1B	K		5	1	3	2	0	1	2								
Orlando Hudson, S OBP: 0.341, SLG: 0.410			K		FC1-6 BB			SF8		2	0	0	1	1	2	2								
John McDonald, R OBP: 0.360, SLG: 0.391			G4-3 S 1B		FC1-6 2B 3 2B					4	1	1	1	0	0	2								
Ken Huckaby, R OBP: 0.750, SLG: 1.000			G4-3							2	2	1	0	2	0	1								
					3 2B			10 BB BB SF7 BB																
<b>Inning Stats</b>	R: 0 E: 0 K: 1 S: 15	H: 2 LOB: 2 BB: 0 P: 24	R: 1 E: 0 K: 1 S: 16	H: 2 LOB: 0 BB: 0 P: 21	R: 0 E: 0 K: 1 S: 9	H: 1 LOB: 1 BB: 0 P: 12	R: 2 E: 0 K: 0 S: 8	H: 2 LOB: 1 BB: 1 P: 16	R: 1 E: 0 K: 1 S: 10	H: 2 LOB: 1 BB: 0 P: 15	R: 0 E: 0 K: 1 S: 9	H: 0 LOB: 1 BB: 1 P: 19	R: 2 E: 0 K: 0 S: 10	H: 2 LOB: 1 BB: 0 P: 15	R: 2 E: 1 K: 2 S: 13	H: 1 LOB: 2 BB: 3 P: 33	R: 2 E: 0 K: 2 S: 13	H: 1 LOB: 2 BB: 3 P: 33	1B: 7 2B: 3 3B: 2 HR: 0	SF: 2 SAC: 0 DP: 0 HBP: 1	WP: 0 PB: 0 CS: 0	PA: 42		
<b>PITCHER</b>	IP WLS BF H R ER SO BB IBB HBP BLK WP HR S P ERA WHIP	IP WLS BF H R ER SO BB IBB HBP BLK WP HR S P ERA WHIP	IP WLS BF H R ER SO BB IBB HBP BLK WP HR S P ERA WHIP	IP WLS BF H R ER SO BB IBB HBP BLK WP HR S P ERA WHIP	IP WLS BF H R ER SO BB IBB HBP BLK WP HR S P ERA WHIP	IP WLS BF H R ER SO BB IBB HBP BLK WP HR S P ERA WHIP	IP WLS BF H R ER SO BB IBB HBP BLK WP HR S P ERA WHIP	IP WLS BF H R ER SO BB IBB HBP BLK WP HR S P ERA WHIP	IP WLS BF H R ER SO BB IBB HBP BLK WP HR S P ERA WHIP	IP WLS BF H R ER SO BB IBB HBP BLK WP HR S P ERA WHIP	IP WLS BF H R ER SO BB IBB HBP BLK WP HR S P ERA WHIP	IP WLS BF H R ER SO BB IBB HBP BLK WP HR S P ERA WHIP	IP WLS BF H R ER SO BB IBB HBP BLK WP HR S P ERA WHIP	IP WLS BF H R ER SO BB IBB HBP BLK WP HR S P ERA WHIP	IP WLS BF H R ER SO BB IBB HBP BLK WP HR S P ERA WHIP	IP WLS BF H R ER SO BB IBB HBP BLK WP HR S P ERA WHIP	IP WLS BF H R ER SO BB IBB HBP BLK WP HR S P ERA WHIP	IP WLS BF H R ER SO BB IBB HBP BLK WP HR S P ERA WHIP	IP WLS BF H R ER SO BB IBB HBP BLK WP HR S P ERA WHIP	IP WLS BF H R ER SO BB IBB HBP BLK WP HR S P ERA WHIP	IP WLS BF H R ER SO BB IBB HBP BLK WP HR S P ERA WHIP	IP WLS BF H R ER SO BB IBB HBP BLK WP HR S P ERA WHIP	IP WLS BF H R ER SO BB IBB HBP BLK WP HR S P ERA WHIP	IP WLS BF H R ER SO BB IBB HBP BLK WP HR S P ERA WHIP

**Tampa Bay Devil Rays @ Toronto Blue Jays**  
Rogers Centre, Toronto, ON  
Wed Apr 27 2005, 7:07 PM EDT  
Att: 19,527 - Roof Closed - 68 F

AB 34  
R 8  
H 12  
RBI 7  
BB 5  
SO 7  
LOB 16





Batter	1	2	3	4	5	6	7	8	9	AB	R	H	RBI	BB	SO	LOB	TOP			
13 Carl Crawford, L OBP: 0.311, SLG: 0.447										5	1	2	0	0	1	3				
Julio Lugo, R OBP: 0.340, SLG: 0.375										4	1	1	1	1	0	0				
Aubrey Huff, L OBP: 0.352, SLG: 0.421										4	0	0	0	0	1	3				
Travis Lee, L OBP: 0.348, SLG: 0.344										4	1	1	1	0	2	1				
3 Jorge Cantu, R OBP: 0.283, SLG: 0.411										4	0	0	0	0	1	2				
31 Jonny Gomes, R OBP: 0.421, SLG: 0.563										4	0	1	1	0	1	0				
Alex Sanchez, L OBP: 0.289, SLG: 0.378										4	1	1	0	0	1	1				
Charles Johnson, R OBP: 0.444, SLG: 0.429										3	0	0	0	0	0	0				
Chris Singleton, L OBP: 0.357, SLG: 0.308										1	0	1	0	0	0	0				
Nick Green, R OBP: 0.333, SLG: 0.414										4	0	2	1	0	1	0				
<b>Inning Stats</b>	R: 3 E: 1 K: 1 S: 17	H: 3 LOB: 1 BB: 0 P: 26	R: 0 E: 0 K: 2 S: 13	H: 0 LOB: 0 BB: 0 P: 15	R: 0 E: 0 K: 1 S: 9	H: 1 LOB: 1 BB: 0 P: 13	R: 0 E: 0 K: 1 S: 8	H: 0 LOB: 0 BB: 0 P: 13	R: 0 E: 0 K: 0 S: 6	H: 0 LOB: 0 BB: 0 P: 7	R: 0 E: 0 K: 1 S: 11	H: 1 LOB: 1 BB: 0 P: 16	R: 0 E: 0 K: 2 S: 10	H: 0 LOB: 0 BB: 0 P: 17	R: 0 E: 0 K: 0 S: 18	H: 3 LOB: 2 BB: 0 P: 29	1B: 5 2B: 4 3B: 0 HR: 0	SF: 0 SAC: 0 DP: 0 HBP: 0	WP: 0 PB: 0 SB: 2 CS: 0	PA: 37
<b>PITCHER</b>	IP WLS BF H R ER SO BB IBB HBP BLK WP HR S P ERA WHIP																			
Josh Towers, R ERA: 4.61	(1, 1) 6.2 W 27 6 3 1 6 0 0 0 0 0 0 69 100 1.35 0.900																			
Vinnie Chulk, R ERA: 3.09	(7, 1) 1.1 H 4 0 0 0 2 0 0 0 0 0 0 12 21 0.00 0.000																			
Justin Speier, R ERA: 7.56	(9, 1) 0.2 4 2 1 1 0 0 0 0 0 0 0 11 18 13.50 3.000																			
Miguel Batista, R ERA: 2.7	(9, 1) 0.1 S 2 1 0 0 0 0 0 0 0 0 0 7 11 0.00 3.000																			

Tampa Bay Devil Rays @ Toronto Blue Jays  
Rogers Centre, Toronto, ON  
Thu Apr 28 2005, 12:37 PM EDT  
Att: 21,409 - Roof Closed - 68 F

AB	37
R	4
H	9
RBI	4
BB	0
SO	8
LOB	11



Batter	1	2	3	4	5	6	7	8	9	AB	R	H	RBI	BB	SO	LOB	BOTTOM			
Frank Catalanotto, L OBP: 0.329, SLG: 0.397										3	0	1	0	0	0	1				
3 Reed Johnson, R OBP: 0.415, SLG: 0.419										1	0	1	2	1	0	0				
Orlando Hudson, S OBP: 0.333, SLG: 0.398										5	0	1	0	0	0	4				
10 Vernon Wells, R OBP: 0.258, SLG: 0.402										3	0	0	0	2	0	2				
47 Corey Koskie, L OBP: 0.309, SLG: 0.356										5	1	2	0	0	2	2				
Shea Hillenbrand, R OBP: 0.434, SLG: 0.543										4	1	2	0	0	0	2				
Eric Hinske, L OBP: 0.365, SLG: 0.461										4	1	1	2	0	2	3				
15 Alex Rios, R OBP: 0.329, SLG: 0.462										4	2	2	0	0	0	2				
9 Gregg Zaun, S OBP: 0.430, SLG: 0.571										3	1	1	3	1	0	1				
8 Russ Adams, L OBP: 0.298, SLG: 0.333										3	1	1	0	1	0	1				
<b>Inning Stats</b>	R: 0 E: 0 K: 0 S: 7	H: 0 LOB: 0 BB: 0 P: 11	R: 0 E: 0 K: 0 S: 7	H: 1 LOB: 0 BB: 0 P: 11	R: 0 E: 0 K: 1 S: 10	H: 1 LOB: 2 BB: 1 P: 17	R: 0 E: 0 K: 1 S: 10	H: 1 LOB: 2 BB: 1 P: 18	R: 0 E: 0 K: 0 S: 11	H: 1 LOB: 1 BB: 0 P: 15	R: 5 E: 0 K: 0 S: 20	H: 6 LOB: 2 BB: 1 P: 33	R: 0 E: 0 K: 2 S: 9	H: 0 LOB: 0 BB: 0 P: 13	R: 2 E: 0 K: 1 S: 13	H: 2 LOB: 2 BB: 2 P: 27	1B: 8 2B: 3 3B: 0 HR: 1	SF: 0 SAC: 0 DP: 1 HBP: 0	WP: 0 PB: 0 SB: 2 CS: 0	PA: 40
<b>PITCHER</b>	IP WLS BF H R ER SO BB IBB HBP BLK WP HR S P ERA WHIP																			
Doug Waechter, R ERA: 5.93	(1, 1) 5.1 L 25 8 4 4 1 0 0 0 0 0 0 1 8 15 27.00 9.000																			
Casey Fossum, L ERA: 4.39	(6, 1) 0.1 B 4 2 1 1 0 1 0 0 0 0 0 0 11 16 0.00 0.000																			
Travis Harper, R ERA: 3.95	(6, 1) 1.1 4 0 0 0 2 0 0 0 0 0 0 0 13 27 18.00 4.000																			
Danys Baez, R ERA: 3.27	(8, 1) 1.0 7 2 2 2 1 2 0 0 0 0 0 0 13 27 18.00 4.000																			

Tampa Bay Devil Rays @ Toronto Blue Jays  
Rogers Centre, Toronto, ON  
Thu Apr 28 2005, 12:37 PM EDT  
Att: 21,409 - Roof Closed - 68 F

AB	35
R	7
H	12
RBI	7
BB	5
SO	4
LOB	18





Batter	1	2	3	4	5	6	7	8	9	AB	R	H	RBI	BB	SO	LOB	TOP										
<b>13 Carl Crawford, L</b> OBP: 0.299, SLG: 0.429	G1-3		K			F9		G4-3		4	0	0	0	0	1	3	<b>Tampa Bay Devil Rays @ Baltimore Orioles</b> Oriole Park at Camden Yards, Baltimore, MD Fri Apr 29 2005, 7:35 PM EDT Att: 24,910 - Overcast - 64 F										
<b>Julio Lugo, R</b> OBP: 0.337, SLG: 0.370	G6-3			F9				G6-3		4	0	1	0	0	0	1											
<b>Aubrey Huff, L</b> OBP: 0.347, SLG: 0.413	K			P5				K		4	0	1	0	0	2	2											
<b>Eduardo Perez, R</b> OBP: 0.400, SLG: 0.656		F8			G1-3					3	0	1	0	0	0	0											
<b>Travis Lee, L</b> OBP: 0.345, SLG: 0.339									K	1	0	0	0	0	1	1											
<b>Josh Phelps, R</b> OBP: 0.364, SLG: 0.406										3	0	0	0	0	1	1											
<b>Chris Singleton, L</b> OBP: 0.345, SLG: 0.296										1	0	0	0	0	0	1											
<b>Alex Gonzalez, R</b> OBP: 0.333, SLG: 0.397										3	0	0	0	0	1	1											
<b>31 Jonny Gomes, R</b> OBP: 0.364, SLG: 0.474										3	0	0	0	0	1	1											
<b>Toby Hall, R</b> OBP: 0.365, SLG: 0.356										3	0	2	0	0	0	0											
<b>Nick Green, R</b> OBP: 0.333, SLG: 0.406										3	0	1	0	0	1	2											
<b>Inning Stats</b>	R: 0 E: 0 K: 1 S: 10	H: 0 LOB: 0 BB: 0 P: 13	R: 0 E: 0 K: 1 S: 5	H: 0 LOB: 0 BB: 0 P: 7	R: 0 E: 0 K: 2 S: 10	H: 1 LOB: 1 BB: 0 P: 17	R: 0 E: 0 K: 0 S: 7	H: 0 LOB: 0 BB: 0 P: 12	R: 0 E: 0 K: 1 S: 10	H: 0 LOB: 0 BB: 0 P: 14	R: 0 E: 0 K: 2 S: 15	H: 2 LOB: 2 BB: 0 P: 24	R: 0 E: 0 K: 0 S: 11	H: 1 LOB: 1 BB: 0 P: 15	R: 0 E: 0 K: 0 S: 6	H: 1 LOB: 1 BB: 0 P: 9	R: 0 E: 0 K: 1 S: 5	H: 1 LOB: 0 BB: 0 P: 9	1B: 4 2B: 2 3B: 0 HR: 0	SF: 0 SAC: 0 DP: 1 HBP: 0	WP: 0 PB: 0 SB: 0 CS: 0	PA: 32					
<b>PITCHER</b>	IP	WLS	BF	H	R	ER	SO	BB	IBB	HBP	BLK	WP	HR	S	P	ERA	WHIP										
<b>45 Erik Bedard, L</b> ERA: 2.84	(1, 1)	8.0	W	29	5	0	0	7	0	0	0	0	0	74	111	0.00	0.625										
<b>Jorge Julio, R</b> ERA: 0.71	(9, 1)	1.0		3	1	0	0	1	0	0	0	0	0	5	9	0.00	1.000										

Batter	1	2	3	4	5	6	7	8	9	AB	R	H	RBI	BB	SO	LOB	BOTTOM										
<b>1 Brian Roberts, S</b> OBP: 0.462, SLG: 0.714	10 S 6 B 10 HR									4	1	3	0	0	0	0	<b>Tampa Bay Devil Rays @ Baltimore Orioles</b> Oriole Park at Camden Yards, Baltimore, MD Fri Apr 29 2005, 7:35 PM EDT Att: 24,910 - Overcast - 64 F										
<b>6 Melvin Mora, R</b> OBP: 0.370, SLG: 0.511	10 S 10 HR									3	1	1	0	1	0	1											
<b>10 Miguel Tejada, R</b> OBP: 0.380, SLG: 0.652	HR									4	1	1	3	0	0	3											
<b>Sammy Sosa, R</b> OBP: 0.320, SLG: 0.478	K									4	0	0	0	0	1	3											
<b>Rafael Palmeiro, L</b> OBP: 0.289, SLG: 0.325	2B									4	0	1	0	0	0	0											
<b>Javy Lopez, R</b> OBP: 0.400, SLG: 0.605	K									3	1	1	1	1	1	1											
<b>31 Jay Gibbons, L</b> OBP: 0.280, SLG: 0.420	K									4	1	1	1	0	2	2											
<b>Luis Matos, R</b> OBP: 0.410, SLG: 0.431		G6-3								3	0	0	0	1	0	0											
<b>Larry Bigbie, L</b> OBP: 0.305, SLG: 0.357										3	0	0	0	1	1	2											
<b>Inning Stats</b>	R: 3 E: 0 K: 3 S: 19	H: 4 LOB: 1 BB: 0 P: 32	R: 0 E: 0 K: 0 S: 8	H: 1 LOB: 1 BB: 0 P: 13	R: 0 E: 0 K: 0 S: 8	H: 0 LOB: 0 BB: 0 P: 13	R: 1 E: 0 K: 0 S: 8	H: 1 LOB: 0 BB: 0 P: 14	R: 0 E: 0 K: 0 S: 6	H: 0 LOB: 0 BB: 0 P: 8	R: 1 E: 0 K: 0 S: 10	H: 1 LOB: 3 BB: 2 P: 15	R: 0 E: 0 K: 0 S: 13	H: 1 LOB: 3 BB: 2 P: 27	R: 0 E: 0 K: 2 S: 10	H: 0 LOB: 2 BB: 2 P: 20		R: 0 E: 0 K: 2 S: 10	H: 0 LOB: 0 BB: 2 P: 20	1B: 4 2B: 1 3B: 0 HR: 3	SF: 0 SAC: 0 DP: 0 HBP: 0	WP: 0 PB: 0 SB: 2 CS: 0	PA: 36				
<b>PITCHER</b>	IP	WLS	BF	H	R	ER	SO	BB	IBB	HBP	BLK	WP	HR	S	P	ERA	WHIP										
<b>Hideo Nomo, R</b> ERA: 6.58	(1, 1)	6.1	L	28	8	5	3	0	0	0	0	0	0	69	113	7.11	1.421										
<b>Lance Carter, R</b> ERA: 7.5	(7, 1)	0.2		3	0	0	0	0	1	0	0	0	0	3	9	0.00	1.500										
<b>Trever Miller, L</b> ERA: 4.5	(8, 1)	1.0		5	0	0	0	2	2	0	0	0	0	10	20	0.00	2.000										



Batter	1	2	3	4	5	6	7	8	9	AB	R	H	RBI	BB	SO	LOB	TOP																			
<b>13 Carl Crawford, L</b> OBP: 0.304, SLG: 0.437	G5-3	1B			FC1-6 WP		G5-3 2B		K	5	0	2	2	0	1	1	<b>Tampa Bay Devil Rays @ Baltimore Orioles</b> Oriole Park at Camden Yards, Baltimore, MD Sat Apr 30 2005, 4:35 PM EDT Att: 19,920 - Overcast - 70 F <a href="http://livebaseballscorecards.com">livebaseballscorecards.com</a>																			
<b>Nick Green, R</b> OBP: 0.395, SLG: 0.486	1B	2B					HBP		G6-3 2B	3	1	2	0	1	0	1																				
<b>Aubrey Huff, L</b> OBP: 0.350, SLG: 0.412	1B				G6-3		K		G6-3	5	0	2	1	0	1	5																				
<b>3 Jorge Cantu, R</b> OBP: 0.278, SLG: 0.400	G5-3				G5-2-3 1B				K	5	0	1	0	0	1	3																				
<b>Travis Lee, L</b> OBP: 0.365, SLG: 0.364										4	1	3	0	0	0	0																				
<b>Julio Lugo, R</b> OBP: 0.324, SLG: 0.354	G5-3				G5-2-3				FC1-6 WP	4	0	0	0	0	0	5																				
<b>Chris Singleton, L</b> OBP: 0.303, SLG: 0.258	G6-3				K				K	4	0	0	0	0	3	4																				
<b>Charles Johnson, R</b> OBP: 0.409, SLG: 0.353	13 WP 13 1B BB				G5-3				G5-3	3	1	0	0	1	1	1																				
<b>Alex Sanchez, L</b> OBP: 0.317, SLG: 0.385 <b>31 Jonny Gomes, R</b> (9, PH) OBP: 0.391, SLG: 0.650	13 WP 13 1B 1B				FC1-6 BB				HR	2	1	1	1	1	0	0																				
<b>Inning Stats</b>	R: 1 E: 0 K: 0 S: 9	H: 2 LOB: 0 BB: 0 P: 12	R: 3 E: 0 K: 0 S: 14	H: 3 LOB: 1 BB: 1 P: 24	R: 0 E: 0 K: 1 S: 12	H: 3 LOB: 2 BB: 0 P: 19	R: 0 E: 0 K: 0 S: 8	H: 0 LOB: 2 BB: 2 P: 18	R: 0 E: 0 K: 2 S: 7	H: 0 LOB: 0 BB: 0 P: 11	R: 0 E: 0 K: 1 S: 6	H: 1 LOB: 1 BB: 0 P: 9	R: 0 E: 0 K: 1 S: 9	H: 1 LOB: 1 BB: 0 P: 13	R: 1 E: 0 K: 2 S: 18	H: 2 LOB: 1 BB: 0 P: 28	1B: 8 2B: 3 3B: 0 HR: 1	SF: 0 SAC: 0 DP: 2 HBP: 1	WP: 3 PA: 40 PB: 0 SB: 1 CS: 0																	
<b>PITCHER</b>	IP	WLS	BF	H	R	ER	SO	BB	IBB	HBP	BLK	WP	HR	S	P	ERA	WHIP	<b>PITCHER</b>		IP	WLS	BF	H	R	ER	SO	BB	IBB	HBP	BLK	WP	HR	S	P	ERA	WHIP
<b>Sidney Ponson, R</b> ERA: 6.67	(1, 1)	6.0		29	9	4	4	3	3	0	1	0	0	58	96	6.00	2.000																			
<b>Steve Kline, L</b> ERA: 8.22	(7, 1)	1.2	5	1	0	0	2	0	0	0	0	1	0	12	16	0.00	0.600																			
<b>Todd Williams, R</b> ERA:	(8, 1)	0.1	W	1	0	0	0	0	0	0	0	0	0	2	3	0.00	0.000																			
<b>B.J. Ryan, L</b> ERA: 3.09	(9, 1)	1.0	S	5	2	1	1	2	0	0	0	0	1	18	28	9.00	2.000																			

Batter	1	2	3	4	5	6	7	8	9	AB	R	H	RBI	BB	SO	LOB	BOTTOM																			
<b>1 Brian Roberts, S</b> OBP: 0.459, SLG: 0.726	F8				F9		P6			4	1	1	3	1	0	0	<b>Tampa Bay Devil Rays @ Baltimore Orioles</b> Oriole Park at Camden Yards, Baltimore, MD Sat Apr 30 2005, 4:35 PM EDT Att: 19,920 - Overcast - 70 F <a href="http://livebaseballscorecards.com">livebaseballscorecards.com</a>																			
<b>6 Melvin Mora, R</b> OBP: 0.371, SLG: 0.516	L6						10 HR		F9	5	1	2	0	0	1	2																				
<b>10 Miguel Tejada, R</b> OBP: 0.394, SLG: 0.684	F9						10 HR			3	1	2	3	1	0	0																				
<b>Sammy Sosa, R</b> OBP: 0.317, SLG: 0.469							HR		G5-3	4	0	1	0	0	1	4																				
<b>Javy Lopez, R</b> OBP: 0.382, SLG: 0.575	FC3-6						L6			4	0	0	0	0	0	3																				
<b>Luis Matos, R</b> OBP: 0.402, SLG: 0.420	K						F8		F9 1 SH1-3 1B	4	1	1	0	0	1	1																				
<b>B.J. Surhoff, L</b> OBP: 0.206, SLG: 0.382	K						L7		SH1-3	3	1	1	1	0	1	1																				
<b>Chris Gomez, R</b> OBP: 0.615, SLG: 0.545 <b>Rafael Palmeiro, L</b> OBP: 0.239, SLG: 0.325									1 HR 1B	3	1	3	0	0	0	0																				
<b>Gerónimo Gil, R</b> OBP: 0.241, SLG: 0.276	L9						F9		F9	4	0	0	0	0	0	5																				
<b>Inning Stats</b>	R: 0 E: 0 K: 0 S: 6	H: 0 LOB: 0 BB: 0 P: 8	R: 0 E: 0 K: 2 S: 13	H: 1 LOB: 1 BB: 0 P: 17	R: 1 E: 0 K: 1 S: 13	H: 2 LOB: 2 BB: 1 P: 21	R: 1 E: 0 K: 0 S: 9	H: 2 LOB: 1 BB: 0 P: 15	R: 0 E: 0 K: 1 S: 15	H: 1 LOB: 2 BB: 1 P: 24	R: 0 E: 0 K: 0 S: 12	H: 1 LOB: 0 BB: 0 P: 17	R: 2 E: 0 K: 0 S: 12	H: 2 LOB: 0 BB: 0 P: 14	R: 3 E: 0 K: 0 S: 6	H: 2 LOB: 0 BB: 1 P: 13	1B: 7 2B: 1 3B: 0 HR: 3	SF: 0 SAC: 1 DP: 0 HBP: 0	WP: 0 PA: 38 PB: 0 SB: 0 CS: 0																	
<b>PITCHER</b>	IP	WLS	BF	H	R	ER	SO	BB	IBB	HBP	BLK	WP	HR	S	P	ERA	WHIP	<b>PITCHER</b>		IP	WLS	BF	H	R	ER	SO	BB	IBB	HBP	BLK	WP	HR	S	P	ERA	WHIP
<b>Mark Hendrickson, L</b> ERA: 4.0	(1, 1)	5.0		23	6	2	2	4	2	0	0	0	0	0	0	85	3.60	1.600																		
<b>Lance Carter, R</b> ERA: 6.92	(6, 1)	1.0	H	4	1	0	0	0	0	0	0	0	0	12	17	0.00	1.000																			
<b>Travis Harper, R</b> ERA: 6.32	(7, 1)	2.0	L	11	4	5	5	0	0	1	0	0	0	2	18	27	22.50	2.000																		









Batter	1	2	3	4	5	6	7	8	9	AB	R	H	RBI	BB	SO	LOB	TOP					
<b>2 Derek Jeter, R</b> OBP: 0.460, SLG: 0.455										5	1	2	0	0	2	3	<b>New York Yankees @ Tampa Bay Devil Rays</b> Tropicana Field, St. Petersburg, FL Mon May 02 2005, 7:15 PM EDT Att: 13,217 - Dome - 72 F <a href="http://livebaseballscorecards.com">livebaseballscorecards.com</a>					
<b>Rey Sanchez, R</b> OBP: 0.438, SLG: 0.467										5	1	2	2	0	0	1						
<b>Gary Sheffield, R</b> OBP: 0.410, SLG: 0.529										4	1	3	1	1	0	1						
<b>13 Alex Rodriguez, R</b> OBP: 0.356, SLG: 0.602										5	0	0	0	0	0	7						
<b>20 Jorge Posada, S</b> OBP: 0.309, SLG: 0.318										4	1	1	1	0	2	1						
<b>55 Hideki Matsui, L</b> OBP: 0.336, SLG: 0.418										3	0	1	0	2	2	0						
<b>12 Andy Phillips, R</b> OBP: 0.160, SLG: 0.400										5	0	0	0	0	5	5						
<b>John Flaherty, R</b> OBP: 0.278, SLG: 0.294										4	1	2	0	0	1	2						
<b>Bernie Williams, S</b> OBP: 0.324, SLG: 0.312										4	0	2	1	0	1	1						
<b>Bubba Crosby, L</b> OBP: 0.231, SLG: 0.167										0	1	0	0	0	0	0						
<b>Inning Stats</b>	R: 0 E: 0 K: 1 S: 9	H: 1 LOB: 1 BB: 0 P: 14	R: 0 E: 0 K: 3 S: 11	H: 0 LOB: 0 BB: 0 P: 15	R: 0 E: 0 K: 2 S: 15	H: 2 LOB: 3 BB: 1 P: 25	R: 1 E: 0 K: 2 S: 15	H: 2 LOB: 2 BB: 1 P: 26	R: 2 E: 1 K: 1 S: 12	H: 2 LOB: 1 BB: 0 P: 20	R: 0 E: 0 K: 0 S: 6	H: 1 LOB: 1 BB: 0 P: 9	R: 0 E: 0 K: 1 S: 11	H: 1 LOB: 2 BB: 1 P: 18	R: 3 E: 1 K: 0 S: 9	H: 4 LOB: 1 BB: 0 P: 14	R: 0 E: 0 K: 3 S: 11	H: 0 LOB: 0 BB: 0 P: 12	1B: 10 2B: 3 3B: 0 HR: 0	SF: 1 SAC: 0 DP: 1 HBP: 0	WP: 0 SB: 0 CS: 1	PA: 43
<b>PITCHER</b>	IP	WLS	BF	H	R	ER	SO	BB	IBB	HBP	BLK	WP	HR	S	P	ERA	WHIP					
<b>19 Scott Kazmir, L</b> ERA: 3.71	(1, 1)	6.0	L	29	8	3	1	9	2	0	0	0	0	0	68	109	1.50	1.667				
<b>Travis Harper, R</b> ERA: 8.62	(7, 1)	2.0		11	5	3	2	1	0	1	0	0	0	0	20	32	9.00	2.500				
<b>Danys Baez, R</b> ERA: 3.0	(9, 1)	1.0		3	0	0	0	3	0	0	0	0	0	0	11	12	0.00	0.000				

Batter	1	2	3	4	5	6	7	8	9	AB	R	H	RBI	BB	SO	LOB	BOTTOM					
<b>Alex Sanchez, L</b> OBP: 0.326, SLG: 0.455										4	1	1	2	0	1	0	<b>New York Yankees @ Tampa Bay Devil Rays</b> Tropicana Field, St. Petersburg, FL Mon May 02 2005, 7:15 PM EDT Att: 13,217 - Dome - 72 F <a href="http://livebaseballscorecards.com">livebaseballscorecards.com</a>					
<b>Julio Lugo, R</b> OBP: 0.305, SLG: 0.337										4	0	1	0	0	0	0						
<b>13 Carl Crawford, L</b> OBP: 0.306, SLG: 0.423										4	0	1	0	0	0	1						
<b>Aubrey Huff, L</b> OBP: 0.352, SLG: 0.402										3	0	1	0	1	1	1						
<b>Josh Phelps, R</b> OBP: 0.349, SLG: 0.378										3	0	0	0	1	2	1						
<b>3 Jorge Cantu, R</b> OBP: 0.297, SLG: 0.384										4	0	0	0	0	1	3						
<b>Nick Green, R</b> OBP: 0.362, SLG: 0.442										4	0	0	0	0	1	0						
<b>Toby Hall, R</b> OBP: 0.371, SLG: 0.400										3	0	1	0	0	0	0						
<b>Damon Hollins, R</b> OBP: 0.333, SLG: 0.333										3	1	1	0	0	0	1						
<b>Inning Stats</b>	R: 0 E: 0 K: 0 S: 6	H: 0 LOB: 0 BB: 0 P: 8	R: 0 E: 0 K: 0 S: 6	H: 0 LOB: 0 BB: 0 P: 14	R: 0 E: 0 K: 0 S: 7	H: 0 LOB: 0 BB: 0 P: 13	R: 0 E: 0 K: 1 S: 14	H: 1 LOB: 3 BB: 2 P: 22	R: 2 E: 0 K: 0 S: 19	H: 2 LOB: 0 BB: 0 P: 25	R: 0 E: 0 K: 1 S: 7	H: 1 LOB: 1 BB: 0 P: 13	R: 0 E: 0 K: 0 S: 14	H: 1 LOB: 1 BB: 0 P: 20	R: 0 E: 0 K: 1 S: 12	H: 1 LOB: 1 BB: 0 P: 18		R: 0 E: 0 K: 3 S: 9	H: 0 LOB: 0 BB: 0 P: 13	1B: 5 2B: 1 3B: 0 HR: 1	SF: 0 SAC: 0 DP: 1 HBP: 0	WP: 0 SB: 0 CS: 1
<b>PITCHER</b>	IP	WLS	BF	H	R	ER	SO	BB	IBB	HBP	BLK	WP	HR	S	P	ERA	WHIP					
<b>35 Mike Mussina, R</b> ERA: 4.5	(1, 1)	7.0	W	27	5	2	2	2	2	0	0	0	0	1	73	115	2.57	1.000				
<b>Tom Gordon, R</b> ERA: 4.38	(8, 1)	1.0		4	1	0	0	1	0	0	0	0	0	12	18	0.00	1.000					
<b>42 Mariano Rivera, R</b> ERA: 2.35	(9, 1)	1.0		3	0	0	0	3	0	0	0	0	0	9	13	0.00	0.000					



Batter	1	2	3	4	5	6	7	8	9	AB	R	H	RBI	BB	SO	LOB	TOP										
<b>2 Derek Jeter, R</b> OBP: 0.453, SLG: 0.466	2-2 F8		2-1 L8		1-0 3B			3-1 F9		4	0	1	2	0	0	0	<b>New York Yankees @ Tampa Bay Devil Rays</b> Tropicana Field, St. Petersburg, FL Tue May 03 2005, 7:15 PM EDT Att: 14,824 - Dome - 72 F <a href="http://livebaseballscorecards.com">livebaseballscorecards.com</a>										
<b>Tony Womack, L</b> OBP: 0.316, SLG: 0.315	0-1 G6-3		0-1 G6-3		3-2 G4-3			1-2 G6-3		4	0	0	0	0	0	1											
<b>Gary Sheffield, R</b> OBP: 0.405, SLG: 0.519	0-1 F7			3-2 55 G4-6-3 1B		1-0 G5-3		2-1 L5		4	0	1	0	0	0	0											
<b>55 Hideki Matsui, L</b> OBP: 0.328, SLG: 0.402		0-0 G4-3		3-1 G4-6-3 1-2		2-0 P6		1-3 K		4	0	0	0	0	1	1											
<b>13 Alex Rodriguez, R</b> OBP: 0.352, SLG: 0.589		0-1 P3		0-0 25 CS 1B		0-0 F8		1-2 G6-3		4	0	1	0	0	0	0											
<b>25 Jason Giambi, L</b> OBP: 0.400, SLG: 0.362		4-2 BB		2-2 CS 1-2	4-0 1B 2 3B BB		2-3 K	1-3 K		2	1	0	0	2	2	0											
<b>20 Jorge Posada, S</b> OBP: 0.310, SLG: 0.352		1-3 K			0-3 K		1-1 HR			3	1	1	1	0	2	2											
<b>Tino Martinez, L</b> OBP: 0.350, SLG: 0.414			1-2 HR		0-1 2 3B 1B		0-0 P6			3	2	2	1	0	0	0											
<b>24 Robinson Canó, L</b> (1, 4)			0-0 G6-3		1-3 K		0-0 G3			3	0	0	0	0	1	2											
<b>Inning Stats</b>	R: 0 E: 0 K: 0 S: 7	H: 0 LOB: 0 BB: 0 P: 9	R: 0 E: 0 K: 1 S: 9	H: 0 LOB: 1 BB: 1 P: 14	R: 1 E: 0 K: 0 S: 8	H: 1 LOB: 0 BB: 0 P: 11	R: 0 E: 0 K: 0 S: 8	H: 2 LOB: 0 BB: 0 P: 16	R: 2 E: 0 K: 2 S: 13	H: 2 LOB: 1 BB: 1 P: 22	R: 0 E: 0 K: 0 S: 3	H: 0 LOB: 0 BB: 0 P: 6	R: 1 E: 0 K: 1 S: 8	H: 1 LOB: 0 BB: 0 P: 11	R: 0 E: 0 K: 2 S: 7	H: 0 LOB: 0 BB: 0 P: 13	R: 0 E: 0 K: 2 S: 9	H: 0 LOB: 0 BB: 0 P: 12	1B: 3 2B: 0 3B: 1 HR: 2	SF: 0 SAC: 0 DP: 1 HBP: 0	WP: 0 SB: 0 CS: 1	PA: 34					
<b>PITCHER</b>	IP	WLS	BF	H	R	ER	SO	BB	IBB	HBP	BLK	WP	HR	S	P	ERA	WHIP										
<b>Doug Waechter, R</b> ERA: 5.66	7.0	W	27	6	4	4	4	2	0	0	0	0	2	56	89	5.14	1.143										
<b>Lance Carter, R</b> ERA: 6.43	1.0		3	0	0	0	0	0	0	0	0	0	0	7	13	0.00	0.000										
<b>Trever Miller, L</b> ERA: 3.86	1.0		3	0	0	0	2	0	0	0	0	0	0	9	12	0.00	0.000										

Batter	1	2	3	4	5	6	7	8	9	AB	R	H	RBI	BB	SO	LOB	BOTTOM										
<b>Alex Sanchez, L</b> OBP: 0.333, SLG: 0.449				2-2 13 1B G3-1 1B	2-0 L4		2-1 F7			5	2	2	0	0	0	4	<b>New York Yankees @ Tampa Bay Devil Rays</b> Tropicana Field, St. Petersburg, FL Tue May 03 2005, 7:15 PM EDT Att: 14,824 - Dome - 72 F <a href="http://livebaseballscorecards.com">livebaseballscorecards.com</a>										
<b>Julio Lugo, R</b> OBP: 0.313, SLG: 0.339				1-1 G3-1 13 1B SF7 1B	1-2	2-0 G6-3		1-0 G6-3		5	2	2	1	0	0	2											
<b>13 Carl Crawford, L</b> OBP: 0.317, SLG: 0.440	1-1 G4-3 1B 2B	0-1 G4-3		0-0 G3-1 1B	1-2 2-3 1B		0-0 G3	0-2 2B 1B		5	2	3	0	0	0	0											
<b>Aubrey Huff, L</b> OBP: 0.336, SLG: 0.381	1-1 G4-3	2-0 G4-3		0-0 G3-1	0-0 F8		0-0 F8	0-2 F9		5	0	0	2	0	0	4											
<b>Josh Phelps, R</b> OBP: 0.375, SLG: 0.416	2-3 3-H 1B	2-0 FC5-4 1B		2-2 SF7	4-0 BB BB		1-1 BB BB	1-2 2B		3	2	3	3	1	0	0											
<b>Damon Hollins, R</b> OBP: 0.250, SLG: 0.375	1-2 1B 2B	2-2 FC5-4		2-2 G5-3	1-1 P6		1-1 P6	1-3 K		5	1	1	0	0	1	4											
<b>Nick Green, R</b> OBP: 0.373, SLG: 0.435	0-2 1B 1B			1-0 G5-3	1-1 G5-3		4-1 2B BB			3	2	1	2	1	0	0											
<b>Toby Hall, R</b> OBP: 0.378, SLG: 0.420	1-2 1B 1B			2-3 K	1-1 F9		1-1 G6-3 2B			4	0	2	2	0	1	0											
<b>Alex Gonzalez, R</b> OBP: 0.324, SLG: 0.379	3-2 FC6-4 1B			1-3 K	0-2 S 1B		0-1 G6-3			4	0	2	1	0	1	1											
<b>Inning Stats</b>	R: 6 E: 0 K: 0 S: 28	H: 8 LOB: 2 BB: 0 P: 37	R: 0 E: 0 K: 0 S: 7	H: 1 LOB: 1 BB: 0 P: 13	R: 0 E: 0 K: 2 S: 7	H: 0 LOB: 0 BB: 0 P: 11	R: 2 E: 0 K: 0 S: 12	H: 3 LOB: 1 BB: 0 P: 19	R: 0 E: 0 K: 0 S: 8	H: 1 LOB: 1 BB: 0 P: 12	R: 0 E: 0 K: 0 S: 3	H: 0 LOB: 0 BB: 0 P: 5	R: 2 E: 0 K: 0 S: 9	H: 1 LOB: 1 BB: 2 P: 21	R: 1 E: 0 K: 1 S: 13	H: 2 LOB: 1 BB: 0 P: 16	1B: 12 2B: 4 3B: 0 HR: 0	SF: 1 SAC: 0 DP: 0 HBP: 0	WP: 1 SB: 0 CS: 0	PA: 42							
<b>PITCHER</b>	IP	WLS	BF	H	R	ER	SO	BB	IBB	HBP	BLK	WP	HR	S	P	ERA	WHIP										
<b>Kevin Brown, R</b> ERA: 8.25	5.0	L	28	13	8	8	2	1	0	0	0	0	0	62	92	14.40	2.600										
<b>Mike Stanton, L</b> ERA: 4.0	1.0		3	0	0	0	0	0	0	0	0	0	0	3	5	0.00	0.000										
<b>Felix Rodriguez, R</b> ERA: 6.3	2.0		11	3	3	3	1	2	0	0	0	0	0	22	37	13.50	2.500										



Batter	1	2	3	4	5	6	7	8	9	AB	R	H	RBI	BB	SO	LOB	TOP					
<b>2 Derek Jeter, R</b> OBP: 0.444, SLG: 0.449	F7		FC6-4 1B					G4-3		4	1	0	0	1	1	3	<b>New York Yankees @ Tampa Bay Devil Rays</b> Tropicana Field, St. Petersburg, FL Wed May 04, 2005, 7:15 PM EDT Att: 16,452 - Dome - 72 F <a href="http://livebaseballscorecards.com">livebaseballscorecards.com</a>					
<b>Tony Womack, L</b> OBP: 0.320, SLG: 0.319	G4-3		1B					G4-3		5	0	2	1	0	1	2						
<b>Gary Sheffield, R</b> OBP: 0.397, SLG: 0.514	F8		P4					F9		5	1	1	1	0	1	3						
<b>55 Hideki Matsui, L</b> OBP: 0.323, SLG: 0.393		P5	G3-1					P4		5	0	1	2	0	0	3						
<b>13 Alex Rodriguez, R</b> OBP: 0.357, SLG: 0.612		HR						FC6-4		4	1	2	1	0	0	1						
<b>25 Jason Giambi, L</b> OBP: 0.394, SLG: 0.347										3	0	0	0	0	1	2						
<b>12 Andy Phillips, R</b> OBP: 0.160, SLG: 0.400										0	1	0	0	0	0	0						
<b>20 Jorge Posada, S</b> OBP: 0.308, SLG: 0.348										4	1	1	0	0	1	0						
<b>Tino Martinez, L</b> OBP: 0.357, SLG: 0.458										2	2	1	2	1	0	0						
<b>24 Robinson Canó, L</b> OBP: 0.286, SLG: 0.286										4	1	2	1	0	0	1						
<b>Inning Stats</b>	R: 0 E: 0 K: 0 S: 10	H: 0 LOB: 0 BB: 0 P: 14	R: 1 E: 0 K: 1 S: 8	H: 1 LOB: 0 BB: 0 P: 12	R: 1 E: 0 K: 0 S: 10	H: 2 LOB: 2 BB: 1 P: 19	R: 0 E: 0 K: 0 S: 6	H: 0 LOB: 0 BB: 0 P: 11	R: 3 E: 0 K: 1 S: 20	H: 4 LOB: 2 BB: 1 P: 32	R: 1 E: 0 K: 2 S: 10	H: 1 LOB: 0 BB: 0 P: 13	R: 0 E: 0 K: 0 S: 9	H: 1 LOB: 1 BB: 0 P: 10	R: 2 E: 0 K: 0 S: 9	H: 1 LOB: 1 BB: 0 P: 13	R: 0 E: 0 K: 1 S: 9	H: 0 LOB: 0 BB: 0 P: 14	1B: 7 2B: 1 3B: 0 HR: 2	SF: 1 SAC: 0 DP: 0 HBP: 1	WP: 0 PB: 0 CS: 0	PA: 40
<b>PITCHER</b>	IP	WLS	BF	H	R	ER	SO	BB	IBB	HBP	BLK	WP	HR	S	P	ERA	WHIP					
<b>Hideo Nomo, R</b> ERA: 7.04	4.2		23	7	5	5	2	2	0	0	0	0	1	52	84	9.64	1.929					
<b>Casey Fossum, L</b> ERA: 4.51	1.1	W	6	2	1	1	2	0	0	0	0	0	1	15	21	6.75	1.500					
<b>Travis Harper, R</b> ERA: 6.27	1.0		3	0	0	0	0	0	0	0	0	0	0	6	6	0.00	0.000					
<b>Trever Miller, L</b> ERA: 3.52	0.2		4	1	2	0	0	0	0	1	0	0	0	7	11	0.00	1.500					
<b>Danys Baez, R</b> ERA: 2.7	1.1	S	4	0	0	0	1	0	0	0	0	0	0	11	16	0.00	0.000					

Batter	1	2	3	4	5	6	7	8	9	AB	R	H	RBI	BB	SO	LOB	BOTTOM				
<b>13 Carl Crawford, L</b> OBP: 0.336, SLG: 0.463	FC6-4 1B		FC4 E	SF9 G4-3 2B	G3			BB G1-4-3 1B		5	2	4	0	0	0	1	<b>New York Yankees @ Tampa Bay Devil Rays</b> Tropicana Field, St. Petersburg, FL Wed May 04, 2005, 7:15 PM EDT Att: 16,452 - Dome - 72 F <a href="http://livebaseballscorecards.com">livebaseballscorecards.com</a>				
<b>Julio Lugo, R</b> OBP: 0.317, SLG: 0.339	FC6-4 1B		E BB	SF9			S G3 E 1B	G1-4-3		3	2	1	1	1	0	2					
<b>Aubrey Huff, L</b> OBP: 0.347, SLG: 0.380	G5-4-3 1B		FC4 F8 2B	G4-3 IBB			G3	L4-6 BB IBB		3	1	1	0	2	0	1					
<b>Eduardo Perez, R</b> OBP: 0.357, SLG: 0.590			F8	G4-3			F7			4	0	0	1	0	0	4					
<b>Chris Singleton, L</b> OBP: 0.314, SLG: 0.250	G5-4-3		F8	G4-3						0	0	0	0	1	0	0					
<b>Josh Phelps, R</b> OBP: 0.366, SLG: 0.415	F7		2B 2B	K			F8	L4-6		5	1	1	1	0	1	4					
<b>Alex Gonzalez, R</b> OBP: 0.333, SLG: 0.391	G4-3 1B BB		G3-1 2B				K	F9		3	1	1	1	1	1	0					
<b>Nick Green, R</b> OBP: 0.400, SLG: 0.449	G4-3 1B		G3-1				2B SF7 1B	CS HBP		3	2	2	0	0	0	1					
<b>Toby Hall, R</b> OBP: 0.385, SLG: 0.438	G4-3		F8				SF7 2B			4	0	2	0	0	0	3					
<b>Damon Hollins, R</b> OBP: 0.417, SLG: 0.818							SF7			3	2	3	4	0	0	0					
<b>Inning Stats</b>	R: 0 E: 0 K: 0 S: 9	H: 2 LOB: 1 BB: 0 P: 12	R: 2 E: 0 K: 0 S: 18	H: 2 LOB: 1 BB: 1 P: 31	R: 4 E: 1 K: 0 S: 24	H: 3 LOB: 1 BB: 1 P: 42	R: 2 E: 0 K: 1 S: 12	H: 2 LOB: 1 BB: 1 P: 24	R: 1 E: 0 K: 0 S: 11	H: 2 LOB: 1 BB: 0 P: 14	R: 1 E: 0 K: 0 S: 10	H: 1 LOB: 0 BB: 0 P: 19	R: 0 E: 0 K: 0 S: 5	H: 1 LOB: 1 BB: 0 P: 8	R: 1 E: 0 K: 0 S: 8	H: 2 LOB: 2 BB: 2 P: 18	1B: 10 2B: 5 3B: 0 HR: 1	SF: 2 SAC: 0 DP: 2 HBP: 1	WP: 0 PB: 0 CS: 1	PA: 41	
<b>PITCHER</b>	IP	WLS	BF	H	R	ER	SO	BB	IBB	HBP	BLK	WP	HR	S	P	ERA	WHIP				
<b>34 Sean Henn, L</b> ERA: 19.29	2.1		15	4	3	3	2	2	0	0	0	0	0	30	48	11.57	1.714				
<b>Paul Quantrill, R</b> ERA: 4.51	0.2		3	1	1	1	0	0	0	0	0	0	0	9	16	13.50	1.500				
<b>Buddy Groom, L</b> ERA: 1.8	1.2		5	1	0	0	0	0	0	1	0	0	0	8	14	0.00	0.600				
<b>Felix Rodriguez, R</b> ERA: 5.4	1.0		6	2	1	1	0	1	1	0	0	0	1	8	18	9.00	3.000				



Batter	1	2	3	4	5	6	7	8	9	AB	R	H	RBI	BB	SO	LOB	TOP			
<b>2 Derek Jeter, R</b> OBP: 0.431, SLG: 0.432										4	0	0	0	0	1	1	<b>New York Yankees @ Tampa Bay Devil Rays</b> Tropicana Field, St. Petersburg, FL Thu May 05 2005, 7:15 PM EDT Att: 16,662 - Dome - 72 F <a href="http://livebaseballscorecards.com">livebaseballscorecards.com</a>			
<b>Tony Womack, L</b> OBP: 0.327, SLG: 0.327										4	1	2	0	0	0	0				
<b>Gary Sheffield, R</b> OBP: 0.392, SLG: 0.530										4	1	1	2	0	0	2				
<b>13 Alex Rodriguez, R</b> OBP: 0.354, SLG: 0.600										4	0	1	0	0	2	0				
<b>20 Jorge Posada, S</b> OBP: 0.315, SLG: 0.375										4	0	2	0	0	0	1				
<b>55 Hideki Matsui, L</b> OBP: 0.320, SLG: 0.382										3	0	0	0	1	0	1				
<b>Bernie Williams, S</b> OBP: 0.321, SLG: 0.309										4	0	1	0	0	0	3				
<b>Tino Martinez, L</b> OBP: 0.356, SLG: 0.446										2	0	0	0	1	0	1				
<b>24 Robinson Cano, L</b> OBP: 0.200, SLG: 0.200										3	0	0	0	0	0	2				
<b>Inning Stats</b>	R: 0 E: 0 K: 1 S: 7	H: 0 LOB: 0 BB: 0 P: 8	R: 0 E: 0 K: 0 S: 5	H: 1 LOB: 0 BB: 0 P: 8	R: 0 E: 0 K: 0 S: 5	H: 1 LOB: 0 BB: 0 P: 6	R: 2 E: 0 K: 1 S: 12	H: 3 LOB: 2 BB: 1 P: 21	R: 0 E: 0 K: 0 S: 5	H: 1 LOB: 1 BB: 0 P: 12	R: 0 E: 0 K: 1 S: 13	H: 0 LOB: 0 BB: 0 P: 4	R: 0 E: 0 K: 0 S: 9	H: 0 LOB: 0 BB: 0 P: 15	R: 0 E: 0 K: 0 S: 7	H: 0 LOB: 0 BB: 0 P: 10		1B: 4 2B: 2 3B: 0 HR: 1	SF: 0 SAC: 0 DP: 2 HBP: 0	WP: 0 SB: 0 CS: 0
<b>PITCHER</b>	IP WLS BF H R ER SO BB IBB HBP BLK WP HR S P ERA WHIP																			
<b>Mark Hendrickson, L</b> ERA: 3.95	(1, 1) 7.1 W 29 7 2 2 3 2 0 0 0 0 0 1 55 86 2.46 1.227																			
<b>Lance Carter, R</b> ERA: 5.74	(8, 1) 1.2 5 0 0 0 0 0 0 0 0 0 0 0 12 20 0.00 0.000																			

Batter	1	2	3	4	5	6	7	8	9	AB	R	H	RBI	BB	SO	LOB	BOTTOM			
<b>Alex Sanchez, L</b> OBP: 0.382, SLG: 0.538										3	4	3	1	1	0	0	<b>New York Yankees @ Tampa Bay Devil Rays</b> Tropicana Field, St. Petersburg, FL Thu May 05 2005, 7:15 PM EDT Att: 16,662 - Dome - 72 F <a href="http://livebaseballscorecards.com">livebaseballscorecards.com</a>			
<b>Julio Lugo, R</b> OBP: 0.323, SLG: 0.339										3	0	1	0	1	0	1				
<b>13 Carl Crawford, L</b> OBP: 0.333, SLG: 0.464										4	2	1	1	0	0	4				
<b>Aubrey Huff, L</b> OBP: 0.361, SLG: 0.388										3	0	2	2	1	0	1				
<b>Josh Phelps, R</b> OBP: 0.351, SLG: 0.405										2	0	0	2	0	1	2				
<b>Damon Hollins, R</b> OBP: 0.313, SLG: 0.600										4	0	0	0	0	0	1				
<b>Nick Green, R</b> OBP: 0.390, SLG: 0.434										4	0	1	0	0	0	0				
<b>Toby Hall, R</b> OBP: 0.378, SLG: 0.429										4	0	1	0	0	1	1				
<b>Alex Gonzalez, R</b> OBP: 0.321, SLG: 0.375										3	0	0	0	0	2	2				
<b>Inning Stats</b>	R: 1 E: 0 K: 0 S: 8	H: 1 LOB: 1 BB: 1 P: 16	R: 0 E: 0 K: 0 S: 8	H: 1 LOB: 0 BB: 0 P: 11	R: 2 E: 0 K: 2 S: 8	H: 3 LOB: 0 BB: 0 P: 13	R: 0 E: 0 K: 2 S: 8	H: 0 LOB: 0 BB: 0 P: 11	R: 2 E: 0 K: 1 S: 9	H: 2 LOB: 0 BB: 1 P: 18	R: 0 E: 0 K: 1 S: 7	H: 1 LOB: 1 BB: 0 P: 12	R: 1 E: 0 K: 1 S: 7	H: 1 LOB: 1 BB: 1 P: 17	R: 0 E: 0 K: 0 S: 6	H: 0 LOB: 0 BB: 0 P: 6		1B: 7 2B: 1 3B: 0 HR: 1	SF: 2 SAC: 0 DP: 0 HBP: 0	WP: 0 SB: 0 CS: 1
<b>PITCHER</b>	IP WLS BF H R ER SO BB IBB HBP BLK WP HR S P ERA WHIP																			
<b>40 Chien-Ming Wang, R</b> ERA: 4.85	(1, 1) 6.0 L 27 8 5 5 3 1 0 0 0 0 0 1 4 11 7.50 1.667																			
<b>Buddy Groom, L</b> ERA: 3.19	(7, 1) 0.2 4 1 1 1 0 1 0 0 0 0 0 1 4 11 13.50 3.000																			
<b>Tanyon Sturtze, R</b> ERA: 5.4	(7, 1) 1.1 4 0 0 0 1 0 0 0 0 0 0 0 9 12 0.00 0.000																			



Batter	1	2	3	4	5	6	7	8	9	AB	R	H	RBI	BB	SO	LOB	TOP		
Shannon Stewart, R (1, 7) OBP: 0.351, SLG: 0.367	F8		F8	F8		F8				4	1	2	1	1	0	1	<b>Minnesota Twins @ Tampa Bay Devil Rays</b> Tropicana Field, St. Petersburg, FL Fri May 06 2005, 7:15 PM EDT Att: 8,884 - Dome - 72 F		
8 Nick Punto, S (1, 4) OBP: 0.333, SLG: 0.339	7 1B		K			K		F7		5	0	2	0	0	2	3			
7 Joe Mauer, L (1, 2) OBP: 0.439, SLG: 0.494	33 S		HR			33 HR		G3		5	2	4	3	0	0	1			
33 Justin Morneau, L (1, 3) OBP: 0.393, SLG: 0.724	P6		F8			F7				5	1	1	2	0	0	5			
Tori Hunter, R (1, 8) OBP: 0.325, SLG: 0.419	G5-3		CS			G6-3				5	0	1	0	0	1	2			
Jacque Jones, L (1, 9) OBP: 0.462, SLG: 0.571		K	CS		20 SH 5 G5-4-3	G3-1		P6		5	1	2	0	0	1	0			
20 Lew Ford, R (1, 10) OBP: 0.333, SLG: 0.384		K			SH			F8		3	0	1	0	1	1	0			
5 Michael Cuddyer, R (1, 5) OBP: 0.297, SLG: 0.323	F8		G5-4-3			G5-4-3		P4		5	1	1	0	0	0	4			
Jason Bartlett, R (1, 6) OBP: 0.310, SLG: 0.392			7 HR			K		F9		2	1	0	0	2	1	1			
<b>Inning Stats</b>	R: 0 E: 0 K: 0 S: 18	H: 2 LOB: 2 BB: 0 P: 25	R: 0 E: 0 K: 2 S: 7	H: 0 LOB: 0 BB: 0 P: 10	R: 3 E: 0 K: 1 S: 8	H: 2 LOB: 0 BB: 2 P: 22	R: 1 E: 1 K: 0 S: 10	H: 1 LOB: 1 BB: 1 P: 18	R: 2 E: 0 K: 1 S: 11	H: 2 LOB: 0 BB: 0 P: 19	R: 1 E: 0 K: 1 S: 17	H: 4 LOB: 3 BB: 0 P: 28	R: 0 E: 0 K: 0 S: 6	H: 1 LOB: 1 BB: 0 P: 12	R: 0 E: 0 K: 1 S: 9	H: 1 LOB: 2 BB: 1 P: 18	1B: 8 2B: 4 3B: 0 HR: 2	SF: 0 SAC: 1 DP: 1 HBP: 0	WP: 1 PA: 45
<b>PITCHER</b>	IP WLS BF H R ER SO BB IBB HBP BLK WP HR S P ERA WHIP	IP WLS BF H R ER SO BB IBB HBP BLK WP HR S P ERA WHIP																	
Dewon Brazelton, R (1, 1) ERA: 6.03	3.2	L	18	5	4	4	3	3	0	0	0	0	0	0	0	0	9.82	2.182	
Rob Bell, R (4, 1) ERA: 8.28	5.1		26	9	3	3	3	1	0	0	0	1	1	53	95	5.06	1.875		

Batter	1	2	3	4	5	6	7	8	9	AB	R	H	RBI	BB	SO	LOB	BOTTOM				
13 Carl Crawford, L (1, 7) OBP: 0.331, SLG: 0.457	G4-3		F8					K		4	0	1	0	0	1	0	<b>Minnesota Twins @ Tampa Bay Devil Rays</b> Tropicana Field, St. Petersburg, FL Fri May 06 2005, 7:15 PM EDT Att: 8,884 - Dome - 72 F				
Julio Lugo, R (1, 6) OBP: 0.320, SLG: 0.353	3B		B3			F9		L3		4	1	1	0	0	0	2					
Aubrey Huff, L (1, 9) OBP: 0.357, SLG: 0.402	3B		P6			F8		G3		4	0	1	1	0	0	0					
Eduardo Perez, R (1, 3) OBP: 0.326, SLG: 0.535	F9					F8		F9		4	0	0	0	0	0	1					
Josh Phelps, R (1, 10) OBP: 0.347, SLG: 0.409	G5-3					K		2B		4	0	1	0	0	2	1					
Alex Gonzalez, R (1, 5) OBP: 0.305, SLG: 0.355	F8		L5			L5		G6-3		4	0	0	0	0	0	1					
Nick Green, R (1, 4) OBP: 0.371, SLG: 0.411			K2-3			F8		F9		3	0	0	0	0	1	0					
Charles Johnson, R (1, 2) OBP: 0.400, SLG: 0.400						K		G5-3		3	0	1	0	0	1	0					
Damon Hollins, R (1, 8) OBP: 0.316, SLG: 0.556			K			13 1B		K		3	0	1	0	0	2	1					
<b>Inning Stats</b>	R: 1 E: 0 K: 0 S: 8	H: 2 LOB: 1 BB: 0 P: 10	R: 0 E: 0 K: 2 S: 13	H: 1 LOB: 1 BB: 0 P: 16	R: 0 E: 0 K: 1 S: 4	H: 0 LOB: 0 BB: 0 P: 4	R: 0 E: 0 K: 1 S: 8	H: 0 LOB: 0 BB: 0 P: 8	R: 0 E: 0 K: 1 S: 11	H: 2 LOB: 2 BB: 0 P: 16	R: 0 E: 0 K: 0 S: 9	H: 1 LOB: 1 BB: 0 P: 11	R: 0 E: 0 K: 1 S: 8	H: 0 LOB: 0 BB: 0 P: 8	R: 0 E: 0 K: 1 S: 8	H: 0 LOB: 0 BB: 0 P: 10	R: 0 E: 0 K: 1 S: 7	H: 0 LOB: 0 BB: 0 P: 9	1B: 2 2B: 2 3B: 2 HR: 0	SF: 0 SAC: 0 DP: 0 HBP: 0	WP: 0 PA: 33
<b>PITCHER</b>	IP WLS BF H R ER SO BB IBB HBP BLK WP HR S P ERA WHIP	IP WLS BF H R ER SO BB IBB HBP BLK WP HR S P ERA WHIP																			
Johan Santana, L (1, 1) ERA: 2.88	9.0	W	33	6	1	1	7	0	0	0	0	0	0	0	0	0	1.00	0.667			







Batter	1	2	3	4	5	6	7	8	9	AB	R	H	RBI	BB	SO	LOB	TOP					
Shannon Stewart, R (1, 7) OBP: 0.340, SLG: 0.344	F9		G6-4-3		P4		BB	K		4	1	0	0	1	1	2						
8 Nick Punto, S (1, 4) OBP: 0.336, SLG: 0.350	K				F8		BB		F8	4	1	1	0	1	1	1						
7 Joe Mauer, L (1, 2) OBP: 0.447, SLG: 0.529	L7		CS		F9					4	2	2	1	1	0	0						
33 Justin Morneau, L (1, 3) OBP: 0.448, SLG: 0.841										4	1	4	3	1	0	0						
20 Lew Ford, R (1, 8) OBP: 0.339, SLG: 0.377										3	1	0	0	1	0	4						
Jacque Jones, L (1, 9) OBP: 0.451, SLG: 0.538										4	0	0	0	1	0	7						
Matthew LeCroy, R (1, 10) OBP: 0.382, SLG: 0.537										5	2	2	3	0	1	6						
Terry Tiffee, S (1, 5) OBP: 0.359, SLG: 0.500										4	1	1	0	0	0	0						
Luis Rivas, R (9, 4) OBP: 0.273, SLG: 0.204										0	0	0	0	0	0	0						
Juan Castro, R (1, 6) OBP: 0.286, SLG: 0.281										3	0	1	2	1	0	0						
<b>Inning Stats</b>	R: 0 E: 0 K: 1 S: 9	H: 0 LOB: 0 BB: 0 P: 13	R: 0 E: 0 K: 0 S: 8	H: 1 LOB: 0 BB: 0 P: 12	R: 2 E: 0 K: 0 S: 17	H: 3 LOB: 0 BB: 1 P: 26	R: 0 E: 0 K: 0 S: 9	H: 1 LOB: 2 BB: 1 P: 19	R: 0 E: 0 K: 0 S: 9	H: 0 LOB: 1 BB: 1 P: 17	R: 4 E: 0 K: 0 S: 8	H: 3 LOB: 0 BB: 1 P: 15	R: 2 E: 0 K: 1 S: 17	H: 2 LOB: 2 BB: 2 P: 36	R: 0 E: 0 K: 1 S: 8	H: 0 LOB: 0 BB: 0 P: 8	R: 1 E: 0 K: 0 S: 24	H: 1 LOB: 2 BB: 1 P: 40	1B: 5 2B: 3 3B: 1 HR: 2	SF: 0 SAC: 0 DP: 2 HBP: 1	WP: 0 PB: 0 CS: 1	PA: 44
<b>PITCHER</b>	IP	WLS	BF	H	R	ER	SO	BB	IBB	HBP	BLK	WP	HR	S	P	ERA	WHIP					
Doug Waechter, R (1, 1) ERA: 6.58	5.1	L	25	8	6	6	1	3	1	0	0	0	1	57	99	10.12	2.062					
Casey Fossum, L (6, 1) ERA: 4.95	2.2		12	2	2	2	2	2	0	0	0	0	0	28	47	6.75	1.500					
Danys Baez, R (9, 1) ERA: 3.14	1.0		6	1	1	1	0	1	0	1	0	0	1	24	40	9.00	2.000					

Minnesota Twins @ Tampa Bay Devil Rays  
Tropicana Field, St. Petersburg, FL  
Sun May 08 2005, 2:15 PM EDT  
Att: 9,519 - Dome - 72 F

livebaseballscores.com

AB 35  
R 9  
H 11  
RBI 9  
BB 7  
SO 3  
LOB 20



Batter	1	2	3	4	5	6	7	8	9	AB	R	H	RBI	BB	SO	LOB	BOTTOM					
Alex Sanchez, L (1, 10) OBP: 0.354, SLG: 0.475	F9		B2-3			K			K	5	0	1	0	0	2	1						
Julio Lugo, R (1, 6) OBP: 0.316, SLG: 0.349	G6-3					G5-3			FC3-6	4	0	1	0	0	0	1						
13 Carl Crawford, L (1, 7) OBP: 0.313, SLG: 0.431	G6-3					G4-3			G4-3	4	0	0	0	0	1	2						
Aubrey Huff, L (1, 3) OBP: 0.343, SLG: 0.377										4	0	0	0	0	0	1						
Nick Green, R (1, 4) OBP: 0.391, SLG: 0.419										3	2	1	0	1	1	0						
Damon Hollins, R (1, 8) OBP: 0.370, SLG: 0.577										4	1	2	0	0	1	1						
Chris Singleton, L (1, 9) OBP: 0.333, SLG: 0.286										3	1	1	2	1	0	2						
Charles Johnson, R (1, 2) OBP: 0.414, SLG: 0.458										4	1	2	1	0	1	1						
3 Jorge Cantu, R (1, 5) OBP: 0.266, SLG: 0.411										4	1	1	3	0	0	2						
<b>Inning Stats</b>	R: 0 E: 0 K: 0 S: 10	H: 0 LOB: 0 BB: 0 P: 15	R: 0 E: 0 K: 0 S: 8	H: 1 LOB: 1 BB: 0 P: 11	R: 0 E: 0 K: 1 S: 8	H: 0 LOB: 0 BB: 0 P: 11	R: 0 E: 0 K: 1 S: 9	H: 1 LOB: 0 BB: 0 P: 16	R: 1 E: 0 K: 1 S: 15	H: 1 LOB: 1 BB: 1 P: 23	R: 0 E: 0 K: 1 S: 7	H: 0 LOB: 0 BB: 0 P: 8	R: 5 E: 0 K: 0 S: 18	H: 6 LOB: 1 BB: 0 P: 23	R: 0 E: 0 K: 1 S: 7	H: 0 LOB: 0 BB: 0 P: 11	R: 0 E: 0 K: 1 S: 11	H: 0 LOB: 1 BB: 1 P: 17	1B: 5 2B: 3 3B: 0 HR: 1	SF: 0 SAC: 0 DP: 0 HBP: 0	WP: 0 PB: 0 CS: 1	PA: 38
<b>PITCHER</b>	IP	WLS	BF	H	R	ER	SO	BB	IBB	HBP	BLK	WP	HR	S	P	ERA	WHIP					
Joe Mays, R (1, 1) ERA: 4.85	6.1	W	26	7	5	5	4	1	0	0	0	0	1	12	16	9.00	2.000					
Terry Mulholland, L (7, 1) ERA: 4.85	1.0		5	2	1	1	0	0	0	0	0	0	0	4	7	0.00	0.000					
28 Jesse Crain, R (8, 1) ERA:	0.2	H	2	0	0	0	1	0	0	0	0	0	0	4	7	0.00	0.000					
36 Joe Nathan, R (9, 1) ERA:	1.0	S	4	0	0	0	1	1	0	0	0	0	0	11	17	0.00	1.000					

Minnesota Twins @ Tampa Bay Devil Rays  
Tropicana Field, St. Petersburg, FL  
Sun May 08 2005, 2:15 PM EDT  
Att: 9,519 - Dome - 72 F

livebaseballscores.com

AB 35  
R 6  
H 9  
RBI 6  
BB 2  
SO 6  
LOB 11





Batter	1	2	3	4	5	6	7	8	9	AB	R	H	RBI	BB	SO	LOB	TOP										
22 Scott Podsednik, L (1, 7) OBP: 0.374, SLG: 0.284	4-1 S 2B BB		0-0 SH1-4 1B		0-3 K		2-1 F7			3	1	1	0	1	1	0	<b>Chicago White Sox @ Tampa Bay Devil Rays</b> Tropicana Field, St. Petersburg, FL Mon May 09 2005, 7:15 PM EDT Att: 8,774 - Dome - 72 F <a href="http://livebaseballscorecards.com">livebaseballscorecards.com</a>										
Tadahito Iguchi, R (1, 4) OBP: 0.388, SLG: 0.429	2-1 1B 14 SF8 2B		0-1 SH1-4		0-1 G6-3		3-2 F7			3	1	1	1	0	0												
Carl Everett, S (1, 10) OBP: 0.315, SLG: 0.429	3-2 14 SF8 1B		1-3 K		1-1 G6-3			0-1 G4-3		4	0	1	0	0	1	2											
14 Paul Konerko, R (1, 3) OBP: 0.316, SLG: 0.469	0-2 SF8 1B		4-2 BB			2-1 12 FC4-6 1B		1-2 F9		2	0	1	1	1	0	0											
Aaron Rowand, R (1, 8) OBP: 0.306, SLG: 0.373	0-1 F7		0-3 K			0-0 12 FC4-6 1B		1-1 F9		3	4	0	1	0	0	1		3									
23 Jermaine Dye, R (1, 9) OBP: 0.239, SLG: 0.394		0-1 P4		0-0 F8		2-1 F6			3-1 G4-3	1	4	0	0	0	0	2											
12 A.J. Pierzynski, L (1, 2) OBP: 0.323, SLG: 0.365		1-1 G4-3		1-3 K		1-0 FC4-6			2-2 G6-3	2	4	0	0	0	1	2											
24 Joe Crede, R (1, 5) OBP: 0.345, SLG: 0.437		3-2 P3		3-2 1B		3-3 K			1-2 1B	3	4	0	2	0	0	1	2										
5 Juan Uribe, R (1, 6) OBP: 0.313, SLG: 0.437			1-2 SH1-4 22 1B 1B		0-0 L8				3-3 K	3	4	0	1	0	0	1	2										
<b>Inning Stats</b>	R: 2 H: 2 E: 0 K: 0 S: 12	H: 2 LOB: 0 BB: 1 P: 21	R: 0 H: 0 E: 0 K: 0 S: 9	H: 0 LOB: 0 BB: 0 P: 13	R: 0 H: 2 E: 0 K: 2 S: 15	H: 2 LOB: 3 BB: 1 P: 21	R: 0 H: 1 E: 0 K: 1 S: 11	H: 1 LOB: 1 BB: 0 P: 15	R: 0 H: 0 E: 0 K: 1 S: 7	H: 2 LOB: 2 BB: 0 P: 22	R: 0 H: 0 E: 0 K: 0 S: 9	H: 0 LOB: 0 BB: 0 P: 16	R: 0 H: 0 E: 0 K: 0 S: 7	H: 1 LOB: 1 BB: 0 P: 9	R: 0 H: 1 E: 0 K: 1 S: 16	H: 1 LOB: 1 BB: 0 P: 25	1B: 7 2B: 1 3B: 0 HR: 0	SF: 1 SAC: 1 DP: 0 HBP: 0	WP: 0 PB: 0 SB: 1 CS: 1	PA: 36							
<b>PITCHER</b>	IP	WLS	BF	H	R	ER	SO	BB	IBB	HBP	BLK	WP	HR	S	P	ERA	WHIP										
Hideo Nomo, R (1, 1) ERA: 6.56	5.0		21	5	2	2	4	2	0	0	0	0	0	54	78	3.60	1.400										
Lance Carter, R (6, 1) ERA: 4.52	3.0	W	11	2	0	0	1	0	0	0	0	0	0	30	47	0.00	0.667										
Danys Baez, R (9, 1) ERA: 2.93	1.0	S	4	1	0	0	1	0	0	0	0	0	0	16	25	0.00	1.000										

Batter	1	2	3	4	5	6	7	8	9	AB	R	H	RBI	BB	SO	LOB	BOTTOM										
Alex Sanchez, L (1, 10) OBP: 0.362, SLG: 0.469	4-0 S BB		0-0 S 1B		1-1 B3		0-0 SH1-4	1-0 F7		3	0	1	0	1	0	1	<b>Chicago White Sox @ Tampa Bay Devil Rays</b> Tropicana Field, St. Petersburg, FL Mon May 09 2005, 7:15 PM EDT Att: 8,774 - Dome - 72 F <a href="http://livebaseballscorecards.com">livebaseballscorecards.com</a>										
Julio Lugo, R (1, 6) OBP: 0.314, SLG: 0.341	2-3 K		0-3 K		1-1 F9		4-0 G4-3 13 1B BB			3	0	0	0	1	2	2											
13 Carl Crawford, L (1, 7) OBP: 0.318, SLG: 0.433	3-1 F7			1-0 FC6-4 2B 1B		0-0 F9	1-2 G4-3 1B			4	1	2	0	0	0	1											
Aubrey Huff, L (1, 3) OBP: 0.348, SLG: 0.376	1-1 G4-3			0-0 FC6-4 1B		4-1 2B BB	0-2 G4-3			3	1	1	1	1	0	3											
Nick Green, R (1, 4) OBP: 0.384, SLG: 0.400		2-3 K		0-3 K		0-0 F8				3	0	0	0	1	2	3											
Damon Hollins, R (1, 8) OBP: 0.395, SLG: 0.567		1-1 G6-3		1-2 FC6-4 2B		2-2 E 2B	2-1 G6-3			4	1	1	1	0	0	5											
Chris Singleton, L (1, 9) OBP: 0.349, SLG: 0.333		0-0 G4-3		1-2 2B		0-1 E9 1B		2-3 K		4	0	2	2	0	1	0											
Toby Hall, R (1, 2) OBP: 0.367, SLG: 0.424			1-2 3 G4-6-3 1B		1-3 G5-3		3-3 K			4	0	1	0	0	1	3											
3 Jorge Cantu, R (1, 5) OBP: 0.274, SLG: 0.414			1-2 G4-6-3		1-1 G5-3		2-2 13 1B SH1-4 G4-3 1B	1-2 1B		4	1	2	0	0	0	1											
Alex Gonzalez, R (9, 5) OBP: 0.305, SLG: 0.355										0	0	0	0	0	0	0											
<b>Inning Stats</b>	R: 0 H: 0 E: 0 K: 1 S: 8	H: 0 LOB: 0 BB: 1 P: 18	R: 0 H: 0 E: 0 K: 1 S: 6	H: 0 LOB: 0 BB: 0 P: 9	R: 0 H: 2 E: 0 K: 1 S: 13	H: 2 LOB: 1 BB: 0 P: 15	R: 1 H: 3 E: 0 K: 1 S: 14	H: 3 LOB: 2 BB: 0 P: 17	R: 0 H: 0 E: 0 K: 0 S: 6	H: 2 LOB: 1 BB: 1 P: 22	R: 1 H: 2 E: 0 K: 0 S: 14	H: 2 LOB: 3 BB: 2 P: 27	R: 0 H: 1 E: 0 K: 1 S: 12	H: 1 LOB: 1 BB: 0 P: 16	1B: 8 2B: 2 3B: 0 HR: 0	SF: 0 SAC: 1 DP: 1 HBP: 0	WP: 0 PB: 0 SB: 2 CS: 0	PA: 37									
<b>PITCHER</b>	IP	WLS	BF	H	R	ER	SO	BB	IBB	HBP	BLK	WP	HR	S	P	ERA	WHIP										
Freddy Garcia, R (1, 1) ERA: 3.21	6.1	L	29	8	4	4	5	3	0	0	0	0	0	64	100	5.68	1.737										
Neal Cotts, L (7, 1) ERA: 2.69	0.1		2	1	0	0	0	0	0	0	0	0	0	6	7	0.00	3.000										
Cliff Politte, R (7, 1) ERA: 1.46	1.1		6	1	0	0	1	1	0	0	0	0	0	16	26	0.00	1.500										



Batter	1	2	3	4	5	6	7	8	9	AB	R	H	RBI	BB	SO	LOB	TOP			
22 Scott Podsednik, L OBP: 0.367, SLG: 0.273 (1, 7)	G6-3	FC6-4 HBP		F7		G3		G4-3		4	0	0	0	0	0	2	Chicago White Sox @ Tampa Bay Devil Rays Tropicana Field, St. Petersburg, FL Tue May 10 2005, 7:15 PM EDT Att: 9,389 - Dome - 72 F  livebaseballscorecards.com			
Tadahito Iguchi, R OBP: 0.384, SLG: 0.417 (1, 4)	F9	FC6-4		K		SH1-3		BB		3	0	0	1	1	1	2				
Carl Everett, S OBP: 0.311, SLG: 0.419 (1, 10)	14 BB 1B			G4-3		F8		G3		5	1	1	0	0	0	1				
14 Paul Konerko, R OBP: 0.326, SLG: 0.461 (1, 3)	1B BB			F7		23 BB BB		FC1-6 BB		2	0	0	0	3	0	0				
Aaron Rowand, R OBP: 0.302, SLG: 0.365 (1, 8)	1-3 2H 1B			K		F8		FC1-6 5 1B		5	0	1	1	0	1	2				
23 Jermaine Dye, R OBP: 0.237, SLG: 0.380 (1, 9)	F8			F7		BB		K		4	0	0	0	1	1	3				
5 Juan Uribe, R OBP: 0.330, SLG: 0.473 (1, 6)				G3-1 24 SF8 2B		2B		F9		4	2	3	0	0	0	2				
Chris Widger, R OBP: 0.390, SLG: 0.526 (1, 2)	G3-1			G3-1		24 E 2B		F8		4	2	2	1	0	0	3				
24 Joe Crede, R OBP: 0.350, SLG: 0.453 (1, 5)	SF8			SF8		E1 SH1-3 1B		F7		3	1	2	2	0	0	0				
<b>Inning Stats</b>	R: 1 E: 0 K: 0 S: 17	H: 2 LOB: 2 BB: 1 P: 28	R: 1 E: 0 K: 0 S: 6	H: 1 LOB: 1 BB: 0 P: 12	R: 0 E: 0 K: 1 S: 12	H: 0 LOB: 0 BB: 0 P: 18	R: 2 E: 0 K: 1 S: 16	H: 3 LOB: 1 BB: 0 P: 22	R: 0 E: 0 K: 0 S: 4	H: 0 LOB: 2 BB: 2 P: 14	R: 0 E: 1 K: 0 S: 13	H: 1 LOB: 2 BB: 1 P: 13	R: 0 E: 0 K: 0 S: 8	H: 0 LOB: 1 BB: 1 P: 15	R: 0 E: 0 K: 0 S: 8	H: 0 LOB: 0 BB: 0 P: 10	1B: 4 2B: 5 3B: 0 HR: 0	SF: 1 SAC: 1 DP: 0 HBP: 1	WP: 0 PB: 0 CS: 0	PA: 42
<b>PITCHER</b>	IP WLS BF H R ER SO	IP WLS BF H R ER SO	IP WLS BF H R ER SO	IP WLS BF H R ER SO	IP WLS BF H R ER SO	IP WLS BF H R ER SO	IP WLS BF H R ER SO	IP WLS BF H R ER SO	IP WLS BF H R ER SO	IP WLS BF H R ER SO	IP WLS BF H R ER SO	IP WLS BF H R ER SO	IP WLS BF H R ER SO	IP WLS BF H R ER SO	IP WLS BF H R ER SO	IP WLS BF H R ER SO	ERA WHIP	ERA WHIP		
Mark Hendrickson, L ERA: 4.31 (1, 1)	6.0 0.0	30 1	8 0	6 0	5 0	2 0	3 0	0 0	1 0	0 0	0 0	0 0	0 0	0 0	0 0	0 0	0 0	7.50	1.833	
Rob Bell, R ERA: 8.28 (7, 1)	0.0	1	0	0	0	0	1	0	0	0	0	0	0	0	0	0	0	0	0	
Travis Harper, R ERA: 6.65 (7, 1)	1.1	5	1	0	0	1	0	0	0	0	0	8	13	0.00	0.750					
Trever Miller, L ERA: 4.15 (8, 1)	0.2	3	0	0	0	0	1	0	0	0	0	6	10	0.00	1.500					
Jesus Colome, R ERA: 4.78 (9, 1)	1.0	W 3	0	0	0	0	0	0	0	0	0	8	10	0.00	0.000					

Batter	1	2	3	4	5	6	7	8	9	AB	R	H	RBI	BB	SO	LOB	BOTTOM					
Alex Sanchez, L OBP: 0.347, SLG: 0.448 (1, 10)	F8	FC5-2 FC6-4		G5-3		F9		K		3	0	0	0	0	0	3	Chicago White Sox @ Tampa Bay Devil Rays Tropicana Field, St. Petersburg, FL Tue May 10 2005, 7:15 PM EDT Att: 9,389 - Dome - 72 F  livebaseballscorecards.com					
Josh Phelps, R OBP: 0.327, SLG: 0.383 (6, PH) (7, 10)		FC6-4								2	0	0	0	0	1	3						
Julio Lugo, R OBP: 0.310, SLG: 0.331 (1, 6)	G6-3	FC6-4				K		K		4	0	0	0	1	2	4						
13 Carl Crawford, L OBP: 0.314, SLG: 0.425 (1, 7)				F8		P5		F7		5	0	1	0	0	1	2						
Aubrey Huff, L OBP: 0.357, SLG: 0.388 (1, 3) (9, 9)	F7			K		WP BB		FC3-6 2B		4	1	2	0	1	1	1						
Damon Hollins, R OBP: 0.361, SLG: 0.529 (1, 8)		HBP 2B 1B		K		K		K		4	1	1	0	1	3	2						
Nick Green, R OBP: 0.410, SLG: 0.394 (1, 4)	1 SAFE F 1 SAFE	2B FC5-2 HBP		HR BB		F8		FC3-6 BB		1	1	0	0	3	0	1						
Chris Singleton, L OBP: 0.370, SLG: 0.366 (1, 9) Eduardo Perez, R OBP: 0.319, SLG: 0.523 (6, PH) (9, 9) (9, 3)		FC5-2 2B		HR BB		CI		FC3-6 3 BB 1B		2	2	1	2	1	0	1						
Toby Hall, R OBP: 0.368, SLG: 0.449 (1, 2)	P4			HR BB		P6		3 BB BB		4	1	1	3	1	1	4						
3 Jorge Cantu, R OBP: 0.297, SLG: 0.452 (1, 5)		FC5-2 BB		G5-3						4	1	3	2	1	0	0						
<b>Inning Stats</b>	R: 0 E: 0 K: 0 S: 6	H: 1 LOB: 1 BB: 0 P: 6	R: 1 E: 0 K: 0 S: 12	H: 2 LOB: 3 BB: 1 P: 23	R: 0 E: 0 K: 2 S: 9	H: 0 LOB: 0 BB: 0 P: 14	R: 3 E: 0 K: 0 S: 9	H: 1 LOB: 1 BB: 3 P: 22	R: 0 E: 0 K: 1 S: 12	H: 0 LOB: 2 BB: 1 P: 20	R: 0 E: 0 K: 1 S: 11	H: 1 LOB: 1 BB: 0 P: 17	R: 2 E: 0 K: 2 S: 13	H: 2 LOB: 2 BB: 2 P: 26	R: 0 E: 0 K: 2 S: 17	H: 1 LOB: 3 BB: 2 P: 32	R: 1 E: 0 K: 1 S: 4	H: 1 LOB: 0 BB: 0 P: 8	1B: 5 2B: 2 3B: 0 HR: 2	SF: 0 SAC: 0 DP: 0 HBP: 1	WP: 1 PB: 0 SB: 2 CS: 0	PA: 45
<b>PITCHER</b>	IP WLS BF H R ER SO	IP WLS BF H R ER SO	IP WLS BF H R ER SO	IP WLS BF H R ER SO	IP WLS BF H R ER SO	IP WLS BF H R ER SO	IP WLS BF H R ER SO	IP WLS BF H R ER SO	IP WLS BF H R ER SO	IP WLS BF H R ER SO	IP WLS BF H R ER SO	IP WLS BF H R ER SO	IP WLS BF H R ER SO	IP WLS BF H R ER SO	IP WLS BF H R ER SO	IP WLS BF H R ER SO	ERA WHIP	ERA WHIP				
52 Jose Contreras, R ERA: 3.18 (1, 1)	5.0	27	4	1	1	1	0	0	0	0	0	9	14	9.00	1.000							
Neal Cotts, L ERA: 3.48 (6, 1)	1.0	H 4	1	1	1	1	0	0	0	0	0	9	14	9.00	1.000							
Luis Vizcaino, R ERA: 7.31 (7, 1)	1.1	B 7	1	1	1	3	2	0	0	0	0	16	31	6.75	2.250							
Damaso Marte, L ERA: 1.93 (8, 1)	0.2	L 5	1	0	0	1	2	0	0	0	0	13	25	0.00	4.500							
Shingo Takatsu, R ERA: 7.0 (9, 1)	0.1	L 2	1	1	1	1	0	0	0	0	0	1	4	8	27.00	3.000						



Batter	1	2	3	4	5	6	7	8	9	AB	R	H	RBI	BB	SO	LOB	TOP				
<b>Timo Perez, L</b> OBP: 0.271, SLG: 0.341 (1, 9)	F9		14 CS 1B 1-2 BB		14 2B WP BB	K		K		3	1	0	0	2	2	4					
<b>Tadahito Iguchi, R</b> OBP: 0.386, SLG: 0.411 (1, 4)	S BB		14 F 14 S 1-2 2-3 1B		F9	P4		L5		4	0	1	0	1	0	5					
<b>Aaron Rowand, R</b> OBP: 0.305, SLG: 0.364 (1, 8)	F9		SF7		14 2B BB	K		1B		3	1	1	1	1	1	4					
<b>14 Paul Konerko, R</b> OBP: 0.329, SLG: 0.462 (1, 3)	BB		K		23 1B 2B		F7	P4		4	1	1	2	1	1	3					
<b>23 Jermaine Dye, R</b> OBP: 0.235, SLG: 0.372 (1, 10)	L7			F8	1-1 1B		K	K		5	0	1	1	0	2	3					
<b>12 A.J. Pierzynski, L</b> OBP: 0.309, SLG: 0.348 (1, 2)		K		F8	2-2 1B	G1-3		G4-3		4	0	0	0	0	1	1					
<b>5 Juan Uribe, R</b> OBP: 0.327, SLG: 0.463 (1, 6)		F8		P4			38 1B 24 1B	G5-3		4	0	1	0	0	0	0					
<b>24 Joe Crede, R</b> OBP: 0.355, SLG: 0.450 (1, 5)		F8			P3		38 1B		HBP	3	0	1	0	0	0	0					
<b>38 Pablo Ozuna, R</b> OBP: 0.407, SLG: 0.348 (1, 7)			1B BB SF7 BB		F9 WP 1B			P3		3	2	2	0	1	0	1					
<b>Inning Stats</b>	R: 0 E: 0 K: 0 S: 9	H: 0 LOB: 2 BB: 2 P: 18	R: 0 E: 0 K: 1 S: 8	H: 0 LOB: 0 BB: 0 P: 11	R: 1 E: 0 K: 1 S: 11	H: 1 LOB: 1 BB: 2 P: 24	R: 0 E: 0 K: 0 S: 5	H: 0 LOB: 0 BB: 0 P: 8	R: 4 E: 0 K: 0 S: 12	H: 3 LOB: 1 BB: 2 P: 29	R: 0 E: 0 K: 2 S: 15	H: 3 LOB: 3 BB: 0 P: 19	R: 0 E: 0 K: 1 S: 8	H: 0 LOB: 0 BB: 0 P: 13	R: 0 E: 0 K: 1 S: 7	H: 0 LOB: 1 BB: 0 P: 10	R: 0 E: 0 K: 1 S: 8	H: 1 LOB: 1 BB: 0 P: 14	1B: 7 2B: 1 3B: 0 HR: 0	SF: 1 SAC: 0 DP: 0 HBP: 1	WP: 1 PA: 41 SB: 0 CS: 2
<b>PITCHER</b>	IP	WLS	BF	H	R	ER	SO	BB	IBB	HBP	BLK	WP	HR	S	P	ERA	WHIP				
<b>Dewon Brazelton, R</b> ERA: 6.43 (1, 1)	4.2	L	23	4	5	5	2	6	0	0	0	1	0	42	85	9.64	2.143				
<b>Casey Fossum, L</b> ERA: 3.92 (5, 1)	4.1		18	4	0	0	5	0	0	1	0	0	0	41	61	0.00	0.923				

**Chicago White Sox @ Tampa Bay Devil Rays**  
Tropicana Field, St. Petersburg, FL  
Wed May 11 2005, 2:15 PM EDT  
Att. 9,414 - Dome - 72 F

livebaseballscorecards.com

AB 33  
R 5  
H 8  
RBI 4  
BB 6  
SO 7  
LOB 21



Batter	1	2	3	4	5	6	7	8	9	AB	R	H	RBI	BB	SO	LOB	BOTTOM				
<b>Alex Sanchez, L</b> OBP: 0.342, SLG: 0.451 (1, 10)	P5		3-2 2B 1-H		G3			K		4	0	1	1	0	1	2					
<b>Nick Green, R</b> OBP: 0.390, SLG: 0.371 (1, 4)	L8		F9		G5-3			F8		4	0	0	0	0	0	1					
<b>13 Carl Crawford, L</b> OBP: 0.313, SLG: 0.420 (1, 7)	K		G4-3		P5			1B		4	0	1	0	0	1	1					
<b>Aubrey Huff, L</b> OBP: 0.354, SLG: 0.384 (1, 3)		K		G3		G3		L4-3 1B		4	0	1	0	0	1	0					
<b>Damon Hollins, R</b> OBP: 0.400, SLG: 0.528 (1, 8)		S BB		3 S BB			BB S SF9 1B	L4-3		2	1	1	0	2	0	2					
<b>3 Jorge Cantu, R</b> OBP: 0.287, SLG: 0.437 (1, 5)	F8		L7		F8			G6-3		4	0	0	0	0	0	3					
<b>Chris Singleton, L</b> OBP: 0.360, SLG: 0.341 (1, 9)	F7		G1-3		SF9 BB BB			F9		3	0	0	0	1	0	2					
<b>Charles Johnson, R</b> OBP: 0.406, SLG: 0.423 <b>Julio Lugo, R</b> OBP: 0.315, SLG: 0.331 (9, PH)			K		G6-3			DI BB		2	0	0	0	1	1	0					
<b>Alex Gonzalez, R</b> OBP: 0.302, SLG: 0.354 (1, 6)		2B 1B		K			SF9	P3		3	1	1	1	0	1	1					
<b>Inning Stats</b>	R: 0 E: 0 K: 1 S: 5	H: 0 LOB: 0 BB: 0 P: 7	R: 0 E: 0 K: 1 S: 10	H: 0 LOB: 1 BB: 1 P: 18	R: 1 E: 0 K: 1 S: 17	H: 2 LOB: 1 BB: 0 P: 25	R: 0 E: 0 K: 0 S: 10	H: 0 LOB: 1 BB: 1 P: 18	R: 0 E: 0 K: 0 S: 5	H: 0 LOB: 0 BB: 0 P: 11	R: 0 E: 0 K: 0 S: 10	H: 0 LOB: 2 BB: 2 P: 20	R: 0 E: 0 K: 0 S: 7	H: 2 LOB: 1 BB: 0 P: 11	R: 0 E: 0 K: 0 S: 10	H: 0 LOB: 1 BB: 1 P: 20	1B: 4 2B: 2 3B: 0 HR: 0	SF: 1 SAC: 0 DP: 1 HBP: 0	WP: 0 PA: 36 SB: 3 CS: 0		
<b>PITCHER</b>	IP	WLS	BF	H	R	ER	SO	BB	IBB	HBP	BLK	WP	HR	S	P	ERA	WHIP				
<b>Orilando Hernandez, R</b> ERA: 2.91 (7, 1)	1.0	H	3	0	0	0	1	0	0	0	0	0	0	7	7	0.00	0.000				
<b>Cliff Polette, R</b> ERA: 1.35 (8, 1)	0.0		2	2	0	0	0	0	0	0	0	0	0	4	6	∞	∞				
<b>Damaso Marte, L</b> ERA: 1.93 (8, 1)	1.2	S	5	0	0	0	0	1	0	0	0	0	0	11	23	0.00	0.600				

**Chicago White Sox @ Tampa Bay Devil Rays**  
Tropicana Field, St. Petersburg, FL  
Wed May 11 2005, 2:15 PM EDT  
Att. 9,414 - Dome - 72 F

livebaseballscorecards.com

AB 30  
R 2  
H 5  
RBI 2  
BB 5  
SO 5  
LOB 12





Batter	1	2	3	4	5	6	7	8	9	AB	R	H	RBI	BB	SO	LOB	TOP	
Alex Sanchez, L (1,9) OBP: 0.338, SLG: 0.440	L8		K			L8				4	0	1	1	0	1	2	<b>Tampa Bay Devil Rays @ Kansas City Royals</b> Kauffman Stadium, Kansas City, MO Thu May 12 2005, 7:10 PM CDT Att: 10,807 - Overcast - 81 F <a href="http://livebaseballscorecards.com">livebaseballscorecards.com</a>	
Julio Lugo, R (1,6) OBP: 0.307, SLG: 0.321	G5-3		G4-3			L7				4	0	0	0	0	0	4		
13 Carl Crawford, L (1,7) OBP: 0.305, SLG: 0.409	K				G4-3	G4-3			G3	4	0	0	0	0	1	0		
Aubrey Huff, L (1,3) OBP: 0.351, SLG: 0.380		F7				1B			G4-3	4	1	1	0	0	0	0		
Damon Hollins, R (1,8) OBP: 0.442, SLG: 0.553						1B				2	2	2	0	1	0	0		
3 Jorge Cantu, R (1,5) OBP: 0.296, SLG: 0.446		FC5-4				1B				2	1	1	1	1	0	1		
Chris Singleton, L (1,10) OBP: 0.358, SLG: 0.326		L7				1B			F7	2	1	0	1	1	0	2		
Toby Hall, R (1,2) OBP: 0.357, SLG: 0.435			K						G1-6-3	3	0	0	0	0	2	3		
Nick Green, R (1,4) OBP: 0.412, SLG: 0.389										2	0	2	2	1	0	0		
<b>Inning Stats</b>	R: 0 E: 0 K: 1 S: 7	H: 0 LOB: 0 BB: 0 P: 13	R: 0 E: 0 K: 0 S: 7	H: 0 LOB: 1 BB: 1 P: 15	R: 0 E: 0 K: 2 S: 12	H: 1 LOB: 1 BB: 0 P: 15	R: 4 E: 0 K: 1 S: 21	H: 4 LOB: 2 BB: 2 P: 35	R: 1 E: 0 K: 0 S: 11	H: 2 LOB: 1 BB: 0 P: 12	R: 0 E: 0 K: 0 S: 4	H: 0 LOB: 0 BB: 0 P: 9	R: 0 E: 0 K: 0 S: 5	H: 0 LOB: 0 BB: 0 P: 10				
<b>PITCHER</b>	IP WLS BF H R ER SO BB IBB HBP BLK WP HR S P ERA WHIP																	
Jose Lima, R (1,1) ERA: 6.85	5.1																	
Mike Wood, R (6,1) ERA: 4.71	1.1	W	4	0	0	0	0	0	0	0	0	8	14	0.00	0.000			

Batter	1	2	3	4	5	6	7	8	9	AB	R	H	RBI	BB	SO	LOB	BOTTOM
4 Angel Berroa, R (1,6) OBP: 0.282, SLG: 0.351	K	F8		F7		G5-3				4	0	0	0	0	1	3	<b>Tampa Bay Devil Rays @ Kansas City Royals</b> Kauffman Stadium, Kansas City, MO Thu May 12 2005, 7:10 PM CDT Att: 10,807 - Overcast - 81 F <a href="http://livebaseballscorecards.com">livebaseballscorecards.com</a>
9 David DeJesus, L (1,8) OBP: 0.331, SLG: 0.392	G6-3			F7		L8				3	0	0	0	1	0	2	
Eli Marrero, R (1,3) OBP: 0.247, SLG: 0.406	K			K		F7				3	0	0	0	0	2	1	
Matt Stairs, L (1,10) OBP: 0.380, SLG: 0.513						G6-3				1	2	0	0	2	0	0	
Emil Brown, R (1,9) OBP: 0.311, SLG: 0.438						F7				3	2	2	2	0	0	0	
Terrence Long, L (1,7) OBP: 0.247, SLG: 0.307						G4-3				2	1	1	1	1	0	0	
14 John Buck, R (1,2) OBP: 0.223, SLG: 0.281										3	1	2	2	0	1	1	
24 Mark Teahen, L (1,5) OBP: 0.333, SLG: 0.386						F7				3	1	1	1	0	1	1	
Ruben Gotay, S (1,4) OBP: 0.248, SLG: 0.302		G5-3								2	0	1	1	1	0	1	
<b>Inning Stats</b>	R: 0 E: 0 K: 2 S: 10	H: 0 LOB: 0 BB: 0 P: 11	R: 3 E: 0 K: 1 S: 12	H: 2 LOB: 1 BB: 2 P: 26	R: 2 E: 1 K: 2 S: 16	H: 2 LOB: 1 BB: 2 P: 33	R: 0 E: 0 K: 0 S: 5	H: 0 LOB: 1 BB: 1 P: 10	R: 0 E: 0 K: 0 S: 9	H: 0 LOB: 0 BB: 0 P: 10	R: 2 E: 0 K: 0 S: 11	H: 3 LOB: 3 BB: 0 P: 16	R: 0 E: 0 K: 0 S: 5	H: 0 LOB: 0 BB: 0 P: 10			
<b>PITCHER</b>	IP WLS BF H R ER SO BB IBB HBP BLK WP HR S P ERA WHIP																
19 Scott Kazmir, L (1,1) ERA: 4.6	4.0																
Lance Carter, R (5,1) ERA: 5.23	2.0	L	9	3	2	2	0	0	0	0	0	20	26	9.00	1.500		

AB 27  
R 5  
H 7  
RBI 5  
BB 4  
SO 4  
LOB 12



WP: 1 PA: 31  
RBI: 6 SF: 0  
2B: 1 SAC: 0  
3B: 0 DP: 0  
HR: 0 HBP: 0

AB 24  
R 7  
H 7  
RBI 7  
BB 5  
SO 5  
LOB 9



WP: 0 PA: 29  
RBI: 3 SF: 0  
2B: 4 SAC: 0  
3B: 1 DP: 1  
HR: 0 HBP: 0



Batter	1	2	3	4	5	6	7	8	9	AB	R	H	RBI	BB	SO	LOB	TOP					
Alex Sanchez, L (1, 9) OBP: 0.397, SLG: 0.468										4	1	3	0	0	1	0	Tampa Bay Devil Rays @ Kansas City Royals Kauffman Stadium, Kansas City, MO Fri May 13 2005, 7:10 PM CDT Att: 19,547 - Cloudy - 68 F					
Julio Lugo, R (1, 6) OBP: 0.305, SLG: 0.319										4	1	1	0	0	0	3						
13 Carl Crawford, L (1, 7) OBP: 0.304, SLG: 0.405										4	0	1	0	0	0	3						
Aubrey Huff, L (1, 3) OBP: 0.348, SLG: 0.371										3	0	0	0	1	0	1						
Josh Phelps, R (1, 10) OBP: 0.324, SLG: 0.378										4	0	1	2	0	2	0						
Damon Hollins, R (1, 8) OBP: 0.404, SLG: 0.500										4	0	0	0	0	1	2						
3 Jorge Cantu, R (1, 4) OBP: 0.295, SLG: 0.435										3	0	0	0	0	1	0						
Toby Hall, R (1, 2) OBP: 0.343, SLG: 0.417										4	0	0	0	0	1	1						
Alex Gonzalez, R (1, 5) OBP: 0.322, SLG: 0.415										3	1	2	1	1	0	0						
<b>Inning Stats</b>	R: 0 E: 0 K: 1 S: 11	H: 1 LOB: 1 BB: 0 P: 15	R: 0 E: 0 K: 0 S: 4	H: 0 LOB: 1 BB: 0 P: 9	R: 2 E: 0 K: 0 S: 12	H: 3 LOB: 2 BB: 1 P: 21	R: 0 E: 0 K: 0 S: 7	H: 1 LOB: 2 BB: 1 P: 13	R: 0 E: 0 K: 1 S: 9	H: 0 LOB: 0 BB: 0 P: 14	R: 0 E: 0 K: 0 S: 6	H: 0 LOB: 0 BB: 0 P: 9	R: 0 E: 0 K: 0 S: 8	H: 1 LOB: 1 BB: 0 P: 11	R: 0 E: 0 K: 2 S: 9	H: 0 LOB: 0 BB: 0 P: 12	R: 1 E: 0 K: 2 S: 10	H: 2 LOB: 0 BB: 0 P: 12	1B: 5 2B: 2 3B: 0 HR: 1	SF: 0 SAC: 1 DP: 0 HBP: 1	WP: 0 PB: 0 CS: 1	PA: 38
<b>PITCHER</b>	IP WLS BF H R ER SO BB IBB HBP BLK WP HR S P ERA WHIP																					
D.J. Carrasco, R (1, 1) ERA: 3.0	6.0	26	5	2	2	2	2	0	0	0	0	0	0	0	49	81	3.00	1.167				
Jaime Cerda, L (7, 1) ERA: 5.94	1.1	5	1	0	0	0	0	0	0	0	0	0	0	11	16	0.00	0.750					
Mike MacDougal, R (8, 1) ERA: 4.41	0.2	2	0	0	0	2	0	0	0	0	0	0	0	6	7	0.00	0.000					
Ambiorix Burgos, R (9, 1) ERA: 6.75	1.0	L	4	2	1	1	2	0	0	0	0	0	1	10	12	9.00	2.000					

Batter	1	2	3	4	5	6	7	8	9	AB	R	H	RBI	BB	SO	LOB	BOTTOM					
4 Angel Berroa, R (1, 6) OBP: 0.276, SLG: 0.343										3	0	0	0	0	0	0	Tampa Bay Devil Rays @ Kansas City Royals Kauffman Stadium, Kansas City, MO Fri May 13 2005, 7:10 PM CDT Att: 19,547 - Cloudy - 68 F					
9 David DeJesus, L (1, 8) OBP: 0.336, SLG: 0.391										3	0	1	0	1	1	0						
Ken Harvey, R (1, 3) Eli Marrero, R (3, 3) OBP: 0.238, SLG: 0.394										1	0	0	0	0	1	0						
Matt Stairs, L (1, 10) OBP: 0.375, SLG: 0.494										3	0	0	0	1	0	2						
Emil Brown, R (1, 9) OBP: 0.309, SLG: 0.422										3	1	0	0	1	0	1						
Terrence Long, L (1, 7) OBP: 0.247, SLG: 0.297										3	0	0	0	1	0	2						
14 John Buck, R (1, 2) OBP: 0.224, SLG: 0.290										4	0	1	1	0	1	1						
24 Mark Teahen, L (1, 5) OBP: 0.333, SLG: 0.383										3	1	1	0	0	0	1						
Ruben Gotay, S (1, 4) OBP: 0.250, SLG: 0.303										3	0	1	0	0	0	0						
<b>Inning Stats</b>	R: 0 E: 0 K: 2 S: 10	H: 0 LOB: 0 BB: 0 P: 15	R: 1 E: 0 K: 0 S: 8	H: 1 LOB: 1 BB: 1 P: 14	R: 0 E: 0 K: 0 S: 8	H: 1 LOB: 0 BB: 0 P: 10	R: 0 E: 0 K: 0 S: 6	H: 0 LOB: 0 BB: 1 P: 11	R: 0 E: 0 K: 1 S: 8	H: 0 LOB: 0 BB: 0 P: 12	R: 0 E: 0 K: 0 S: 4	H: 0 LOB: 0 BB: 0 P: 5	R: 0 E: 0 K: 0 S: 9	H: 0 LOB: 1 BB: 1 P: 15	R: 1 E: 0 K: 0 S: 11	H: 2 LOB: 2 BB: 1 P: 19	R: 0 E: 0 K: 0 S: 8	H: 0 LOB: 0 BB: 0 P: 15	1B: 3 2B: 1 3B: 0 HR: 0	SF: 1 SAC: 1 DP: 1 HBP: 0	WP: 0 PB: 0 CS: 0	PA: 34
<b>PITCHER</b>	IP WLS BF H R ER SO BB IBB HBP BLK WP HR S P ERA WHIP																					
Doug Waechter, R (1, 1) ERA: 5.67	7.1	28	4	2	2	3	3	0	0	0	0	0	0	59	88	2.46	0.955					
Treyver Miller, L (8, 1) ERA: 4.15	0.0	1	0	0	0	0	0	1	0	0	0	0	0	4								
Danys Baez, R (8, 1) ERA: 2.65	1.2	W	5	0	0	0	0	0	0	0	0	0	0	13	24	0.00	0.000					

AB	33
R	3
H	8
RBI	3
BB	2
SO	6
LOB	10

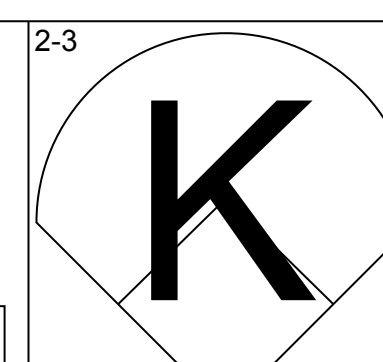
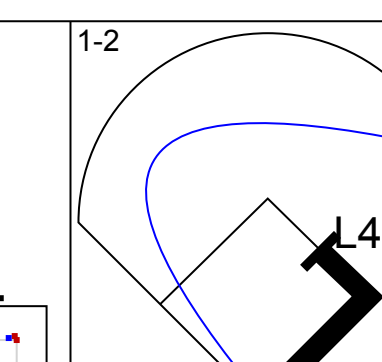
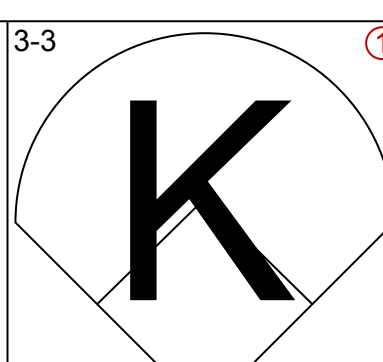
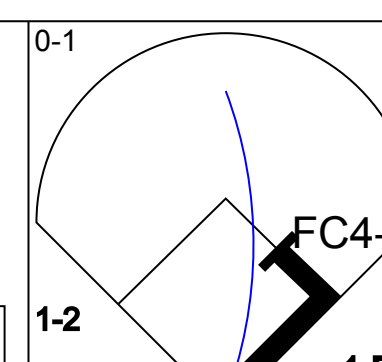
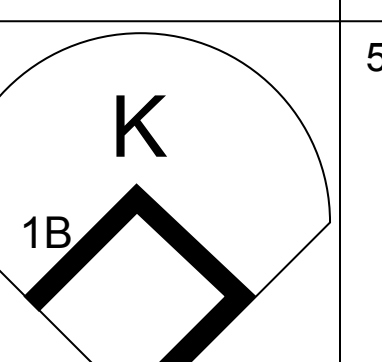
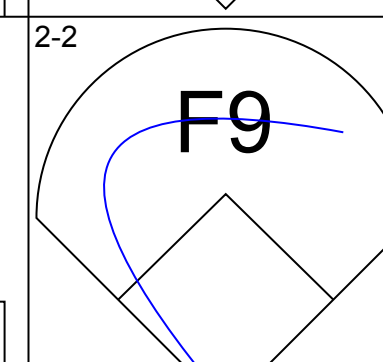
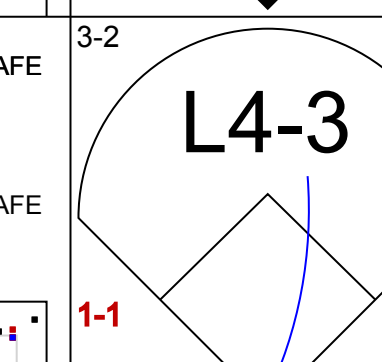
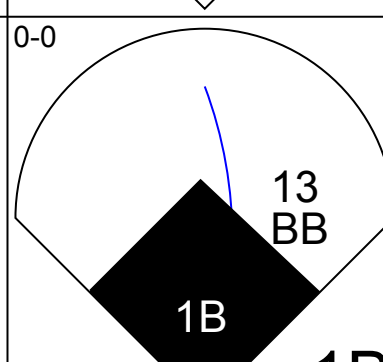
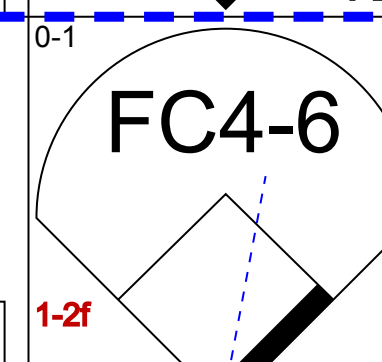
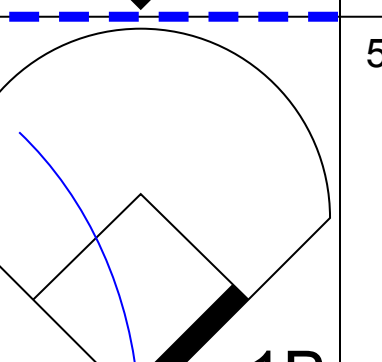
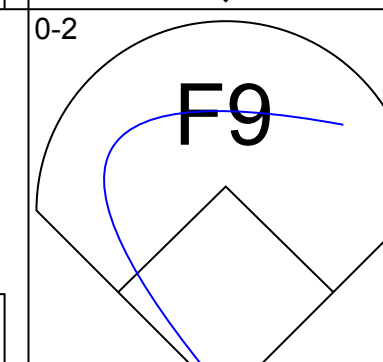
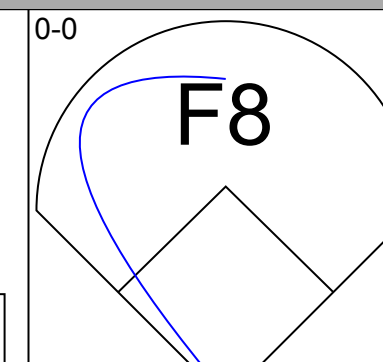
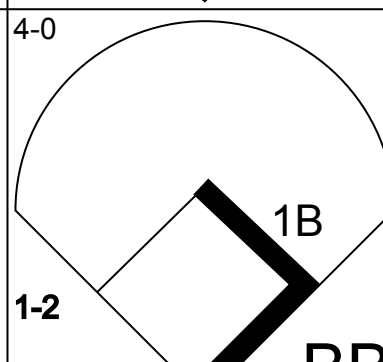
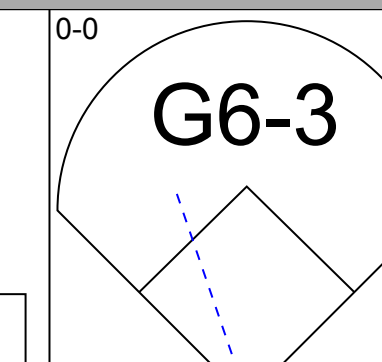
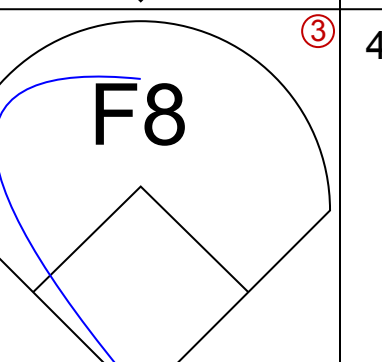
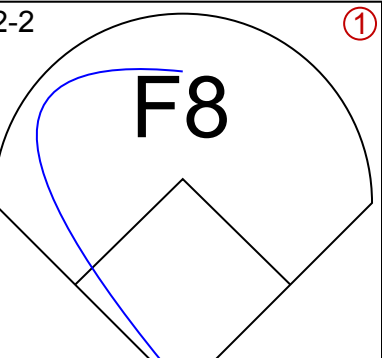
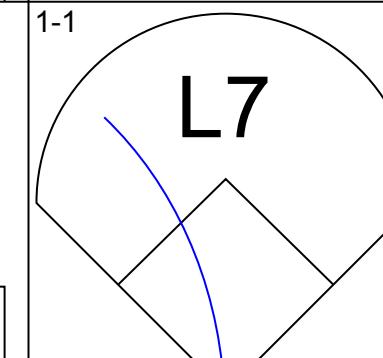
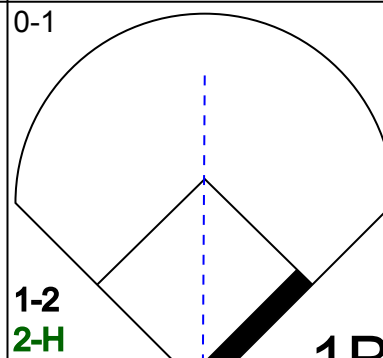
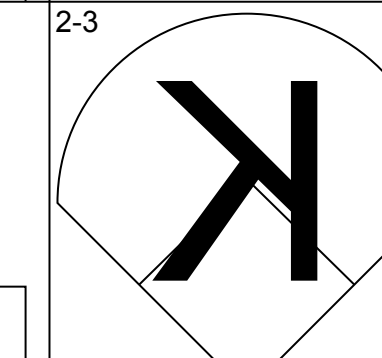
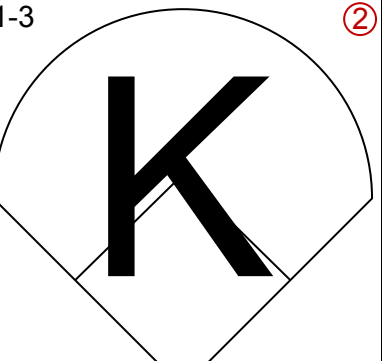
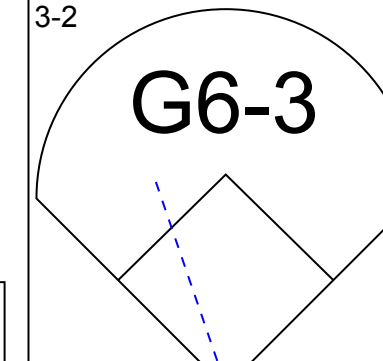
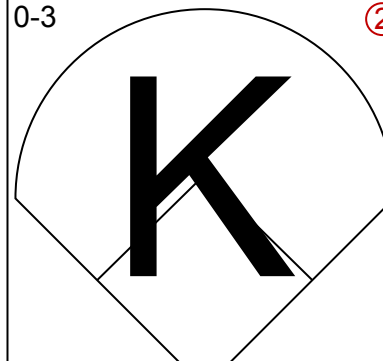
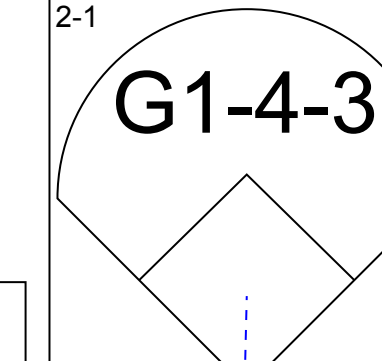
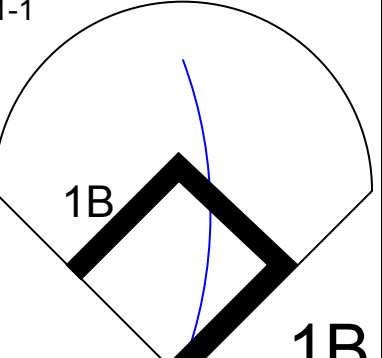
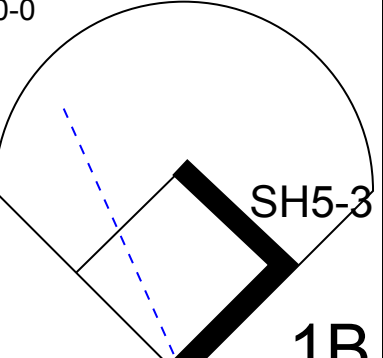
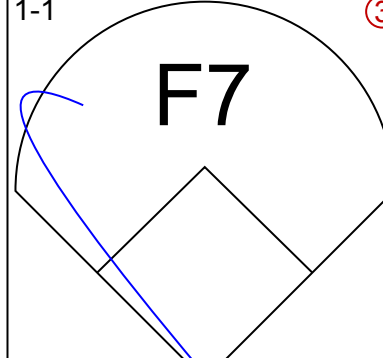
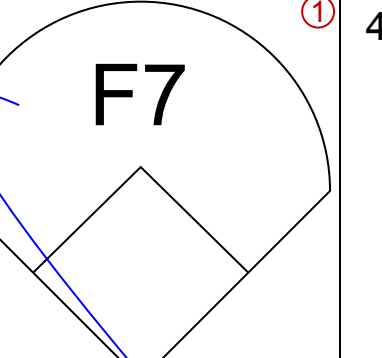
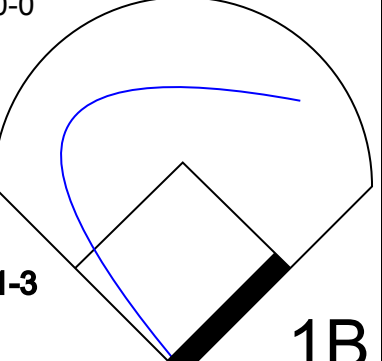
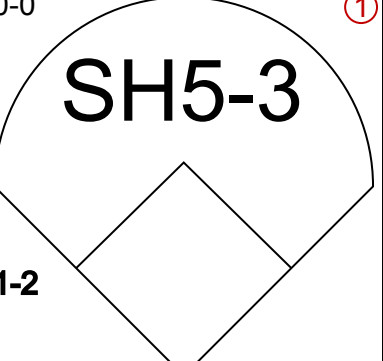
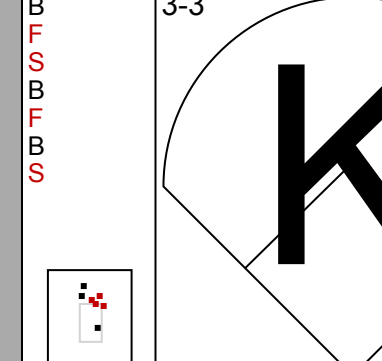
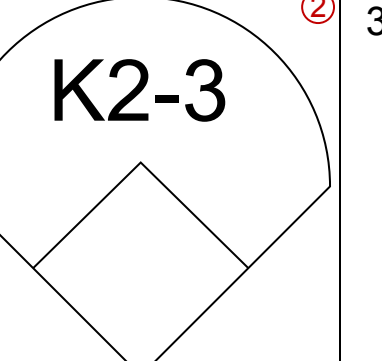
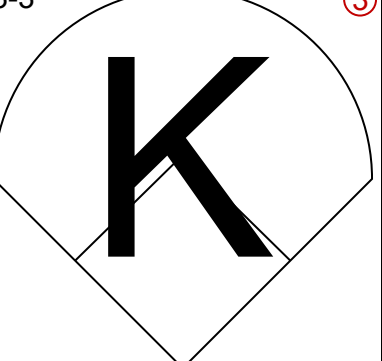
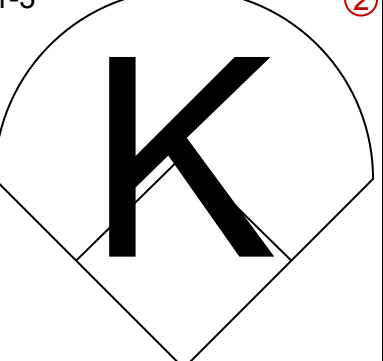
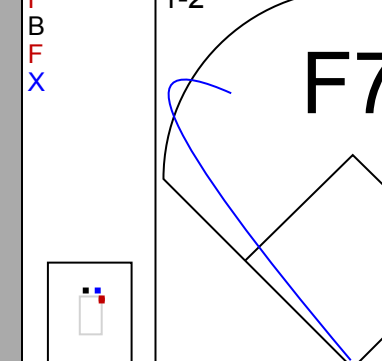
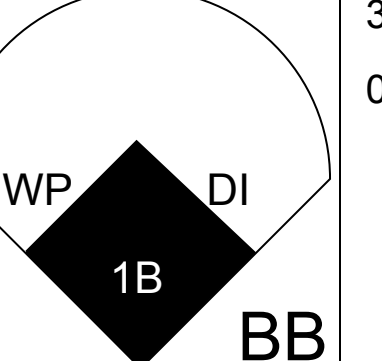
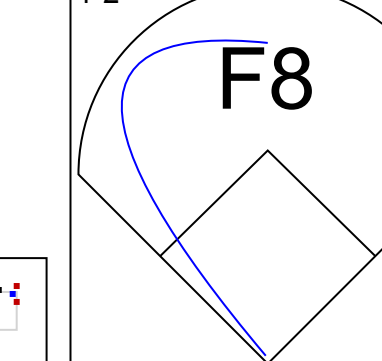
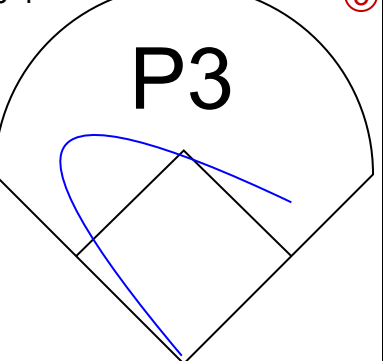
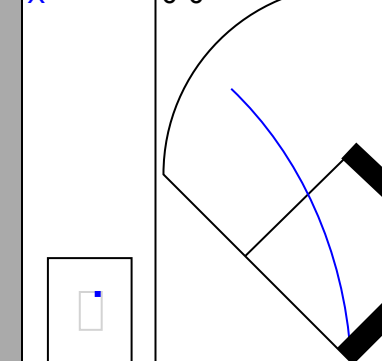
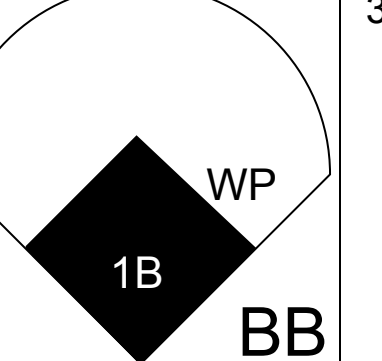
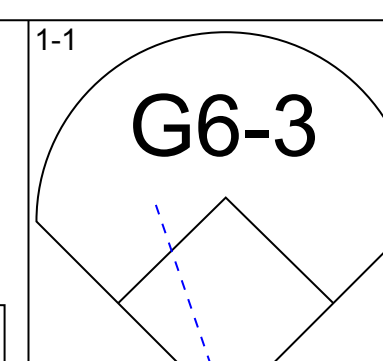
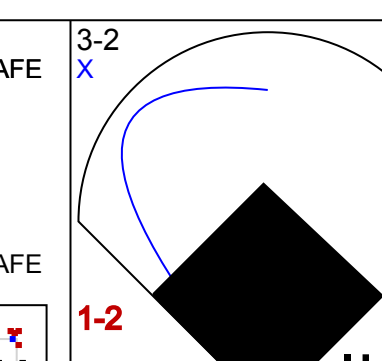
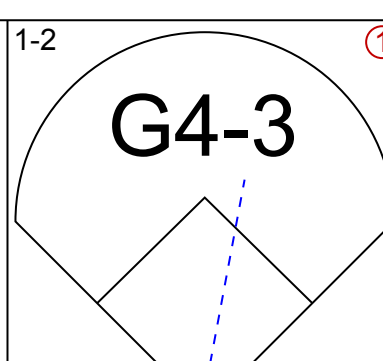
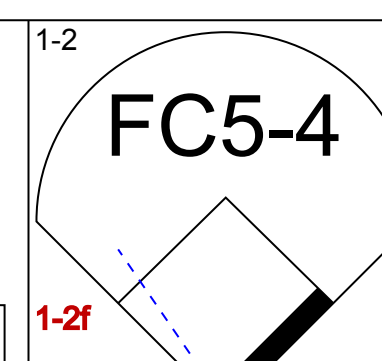
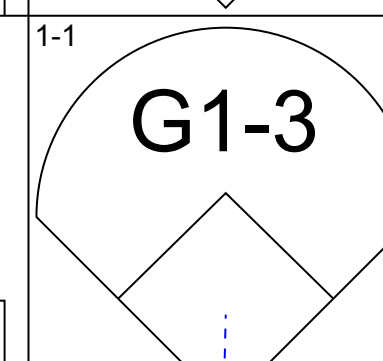
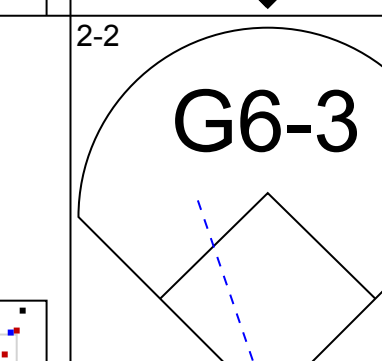
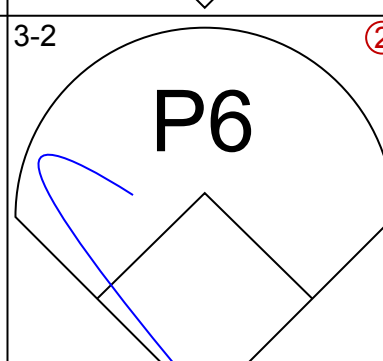
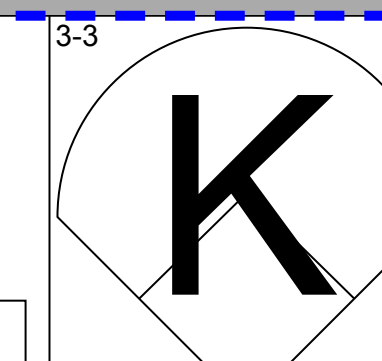
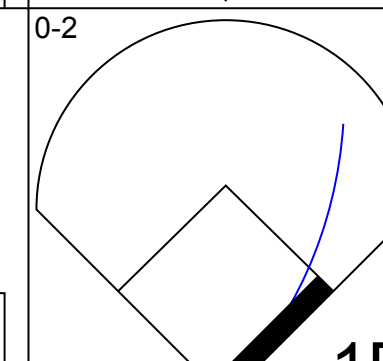
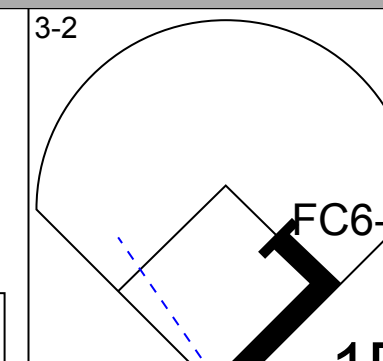
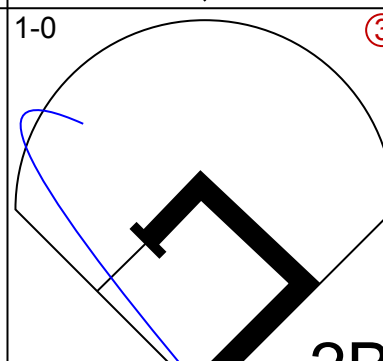
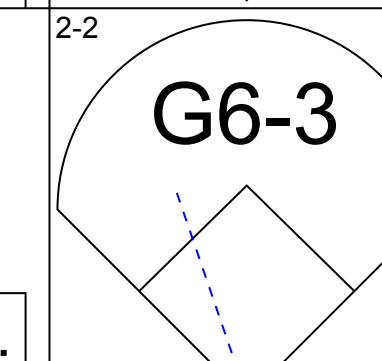
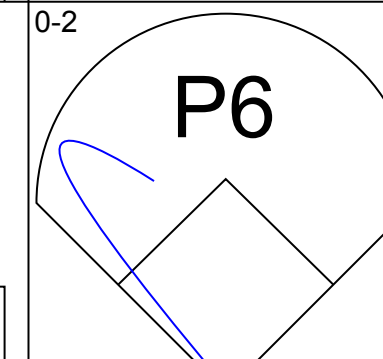
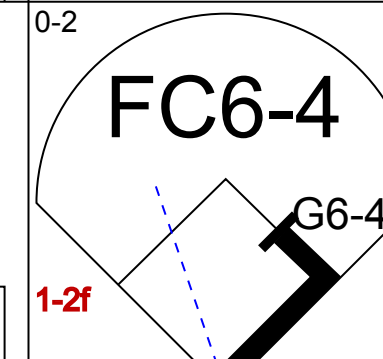
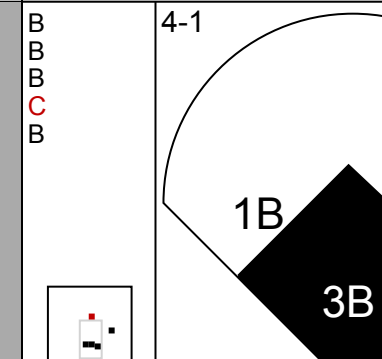
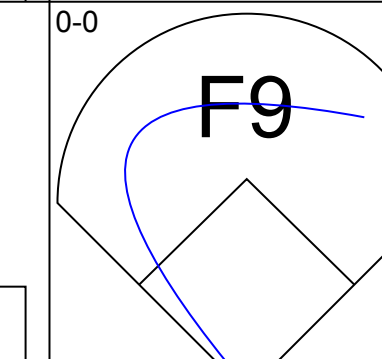
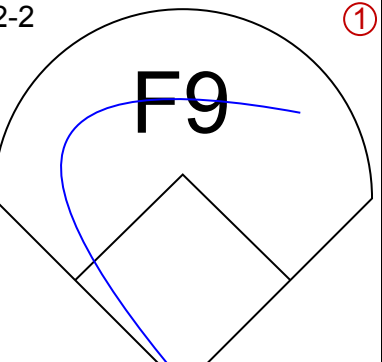
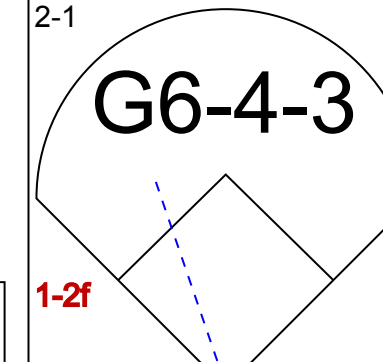
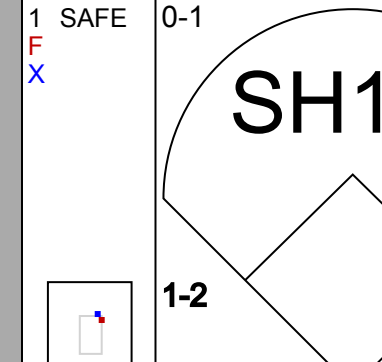

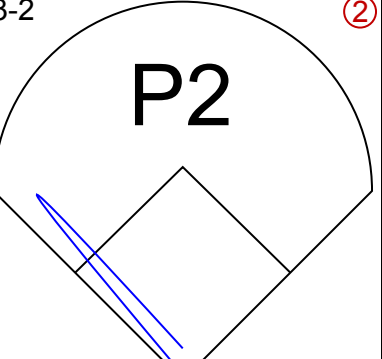
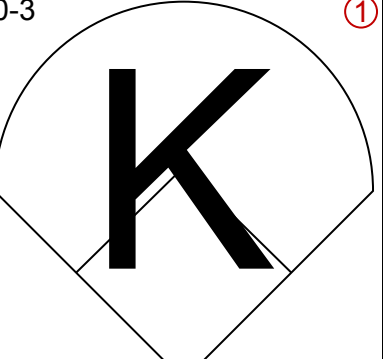
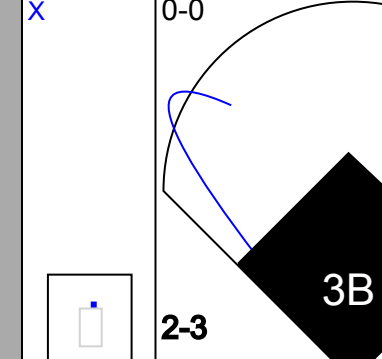
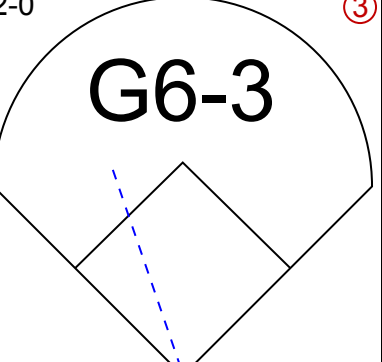
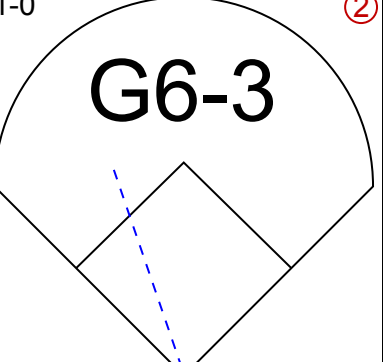
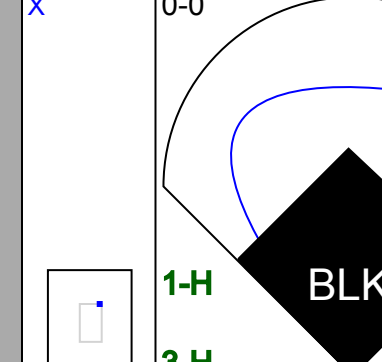
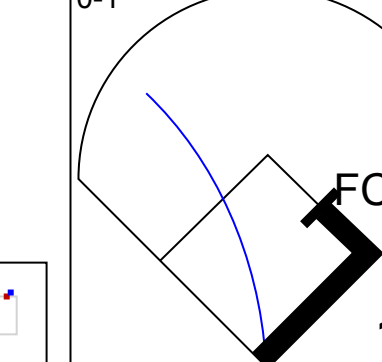
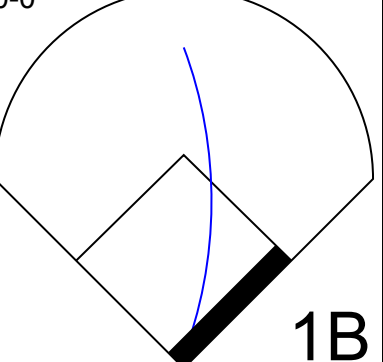
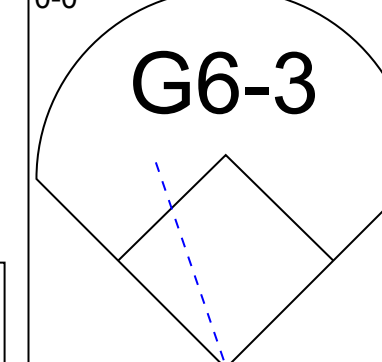
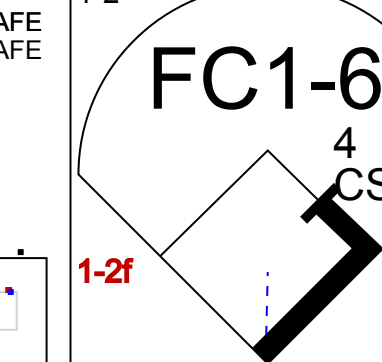
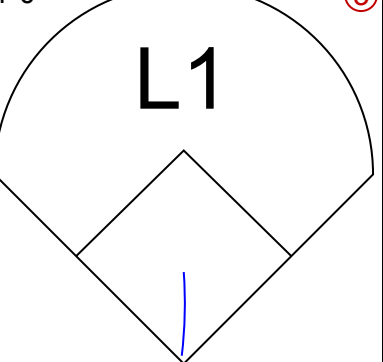
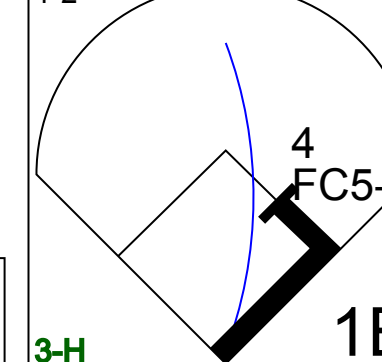




Batter	1	2	3	4	5	6	7	8	9	AB	R	H	RBI	BB	SO	LOB	TOP								
Alex Sanchez, L (1, 9) OBP: 0.352, SLG: 0.470 3 Jorge Cantu, R (9, PH) OBP: 0.292, SLG: 0.432	G3		WP 2B		B5-3		G3		F7	4	0	1	0	0	0	1	<b>Tampa Bay Devil Rays @ Kansas City Royals</b> Kauffman Stadium, Kansas City, MO Sat May 14 2005, 6:10 PM CDT Att: 17,151 - Clear - 64 F <a href="http://livebaseballscorecards.com">livebaseballscorecards.com</a>								
Julio Lugo, R (1, 6) OBP: 0.310, SLG: 0.340	HR		13 G4-6-3 BB			G6-3	F8			3	1	1	1	1	0	0									
13 Carl Crawford, L (1, 7) OBP: 0.302, SLG: 0.407	F9		G4-6-3				1B 2B		F8	4	1	1	0	0	0	2									
Aubrey Huff, L (1, 3) OBP: 0.346, SLG: 0.363	G6-3					G1-3			G6-4-3 BB	3	0	0	0	1	0	1									
Josh Phelps, R (1, 10) OBP: 0.322, SLG: 0.366		G2-3					1B 2B BB		G6-4-3	3	1	0	0	1	0	1									
Nick Green, R (1, 4) OBP: 0.416, SLG: 0.395	K						1-2 2B 1B		DI 1B	4	2	2	1	0	1	0									
Chris Singleton, L (1, 8) OBP: 0.375, SLG: 0.388 Eduardo Perez, R (9, PH) OBP: 0.313, SLG: 0.511					K		1-H 2-H 2B		P2	3	0	2	2	0	1	0									
Toby Hall, R (1, 2) OBP: 0.340, SLG: 0.410							F8		K	4	0	1	0	0	2	3									
Alex Gonzalez, R (1, 5) OBP: 0.319, SLG: 0.407 Damon Hollins, R (9, PR) OBP: 0.404, SLG: 0.500					G5-3		P4		K	4	0	1	1	0	1	1									
										0	0	0	0	0	0	0									
<b>Inning Stats</b>	R: 1 E: 0 K: 0 S: 9	H: 1 LOB: 0 BB: 0 P: 16	R: 0 E: 0 K: 2 S: 9	H: 1 LOB: 1 BB: 0 P: 13	R: 0 E: 0 K: 0 S: 5	H: 1 LOB: 1 BB: 1 P: 13	R: 0 E: 0 K: 0 S: 6	H: 0 LOB: 0 BB: 0 P: 9	R: 0 E: 0 K: 1 S: 7	H: 1 LOB: 1 BB: 0 P: 8	R: 3 E: 0 K: 0 S: 10	H: 3 LOB: 1 BB: 1 P: 16	R: 0 E: 0 K: 0 S: 6	H: 0 LOB: 0 BB: 0 P: 11	R: 0 E: 0 K: 0 S: 5	H: 0 LOB: 0 BB: 1 P: 11	R: 1 E: 0 K: 1 S: 16	H: 2 LOB: 1 BB: 0 P: 20	1B: 4 2B: 4 3B: 0 HR: 1	SF: 0 SAC: 0 DP: 2 HBP: 0	WP: 1 PB: 0 SB: 0 CS: 0	PA: 37			
<b>PITCHER</b>	IP	WLS	BF	H	R	ER	SO	BB	IBB	HBP	BLK	WP	HR	S	P	ERA	WHIP								
Runelvys Hernandez, R (1, 1) ERA: 4.82	8.0	W	32	7	4	4	4	3	0	0	0	1	1	57	97	4.50	1.250								
Andrew Sisco, L (9, 1) ERA: 2.01	0.2	H	4	2	1	1	1	0	0	0	0	0	0	15	19	13.50	3.000								
Mike Wood, R (9, 1) ERA: 4.64	0.1	S	1	0	0	0	0	0	0	0	0	0	0	1	1	0.00	0.000								

Batter	1	2	3	4	5	6	7	8	9	AB	R	H	RBI	BB	SO	LOB	BOTTOM								
4 Angel Berroa, R (1, 6) OBP: 0.282, SLG: 0.355	F7						F8			4	0	2	1	0	0	0	<b>Tampa Bay Devil Rays @ Kansas City Royals</b> Kauffman Stadium, Kansas City, MO Sat May 14 2005, 6:10 PM CDT Att: 17,151 - Clear - 64 F <a href="http://livebaseballscorecards.com">livebaseballscorecards.com</a>								
9 David DeJesus, L (1, 8) OBP: 0.327, SLG: 0.380	P2						G6-3			4	0	0	0	0	1	3									
Tony Graffanino, R (1, 3) OBP: 0.319, SLG: 0.288	K						P3			4	1	1	0	0	1	1									
Matt Stairs, L (1, 10) OBP: 0.400, SLG: 0.500 Joe McEwing, R (9, PR) OBP: 0.353, SLG: 0.357										1	1	1	0	3	0	0									
Emil Brown, R (1, 9) OBP: 0.327, SLG: 0.435										0	1	0	0	0	0	0									
Terrence Long, L (1, 7) OBP: 0.248, SLG: 0.295										2	2	1	2	2	0	1									
14 John Buck, R (1, 2) OBP: 0.235, SLG: 0.284										4	1	1	0	0	0	4									
24 John Buck, R (1, 2) OBP: 0.235, SLG: 0.284										2	0	0	1	2	0	2									
24 Mark Teahen, L (1, 5) OBP: 0.309, SLG: 0.353										4	0	0	2	0	0	5									
Ruben Gotay, S (1, 4) OBP: 0.241, SLG: 0.291										4	0	0	0	0	1	3									
<b>Inning Stats</b>	R: 0 E: 0 K: 1 S: 7	H: 0 LOB: 0 BB: 0 P: 10	R: 3 E: 0 K: 1 S: 18	H: 3 LOB: 2 BB: 2 P: 33	R: 0 E: 0 K: 0 S: 5	H: 0 LOB: 0 BB: 1 P: 10	R: 0 E: 0 K: 0 S: 4	H: 0 LOB: 0 BB: 0 P: 8	R: 0 E: 0 K: 1 S: 9	H: 1 LOB: 1 BB: 0 P: 10	R: 0 E: 0 K: 0 S: 8	H: 0 LOB: 2 BB: 2 P: 17	R: 0 E: 0 K: 0 S: 5	H: 0 LOB: 0 BB: 0 P: 6	R: 3 E: 0 K: 0 S: 8	H: 2 LOB: 1 BB: 2 P: 18	1B: 4 2B: 2 3B: 0 HR: 0	SF: 0 SAC: 0 DP: 1 HBP: 0	WP: 0 PB: 0 SB: 0 CS: 0	PA: 36					
<b>PITCHER</b>	IP	WLS	BF	H	R	ER	SO	BB	IBB	HBP	BLK	WP	HR	S	P	ERA	WHIP								
Hideo Nomo, R (1, 1) ERA: 6.26	6.0	L	26	4	3	3	3	5	0	0	0	0	0	51	88	4.50	1.500								
Jesus Colome, R (7, 1) ERA: 6.1	1.0	L	6	2	3	3	0	1	0	0	0	0	0	7	13	27.00	3.000								
Trever Miller, L (8, 1) ERA: 3.72	1.0		4	0	0	0	0	0	1	0	0	0	0	6	11	0.00	0.000								



Batter	1	2	3	4	5	6	7	8	9	AB	R	H	RBI	BB	SO	LOB	TOP						
Alex Sanchez, L (1,9) OBP: 0.395, SLG: 0.466										5	0	2	0	0	3	2	<b>Tampa Bay Devil Rays @ Kansas City Royals</b> Kauffman Stadium, Kansas City, MO Sun May 15 2005, 1:10 PM CDT Att. 12,000 - Sunny - 61 F						
Julio Lugo, R (1,6) OBP: 0.313, SLG: 0.342										5	1	2	2	0	0	3							
13 Carl Crawford, L (1,10) OBP: 0.299, SLG: 0.398										4	0	0	0	1	0	2							
Aubrey Huff, L (1,3) OBP: 0.344, SLG: 0.360										4	0	1	1	0	1	0							
Damon Hollins, R (1,8) OBP: 0.373, SLG: 0.457										4	0	0	0	0	2	2							
3 Jorge Cantu, R (1,5) OBP: 0.299, SLG: 0.434										4	0	2	0	0	0	2							
Chris Singleton, L (1,7) OBP: 0.373, SLG: 0.385										3	0	1	0	0	2	0							
Charles Johnson, R (1,2) OBP: 0.371, SLG: 0.379										3	0	0	0	0	2	3							
Josh Phelps, R (9, PH) OBP: 0.226, SLG: 0.366										0	1	0	0	1	0	0							
Nick Green, R (1,4) OBP: 0.419, SLG: 0.392										3	1	1	0	1	0	1							
<b>Inning Stats</b>	R: 0 E: 0 K: 1 S: 10	H: 0 LOB: 0 BB: 0 P: 14	R: 0 E: 0 K: 2 S: 12	H: 2 LOB: 2 BB: 0 P: 19	R: 0 E: 0 K: 0 S: 10	H: 1 LOB: 0 BB: 0 P: 14	R: 0 E: 0 K: 0 S: 6	H: 0 LOB: 0 BB: 0 P: 10	R: 0 E: 0 K: 1 S: 7	H: 1 LOB: 1 BB: 0 P: 8	R: 1 E: 0 K: 2 S: 11	H: 2 LOB: 2 BB: 1 P: 19	R: 0 E: 0 K: 1 S: 12	H: 2 LOB: 2 BB: 0 P: 16	R: 0 E: 0 K: 1 S: 7	H: 0 LOB: 0 BB: 0 P: 11	R: 2 E: 0 K: 2 S: 18	H: 1 LOB: 2 BB: 2 P: 32	1B: 9 2B: 1 3B: 0 HR: 0	SF: 0 SAC: 1 DP: 1 HBP: 0	WP: 1 PB: 0 SB: 0 CS: 0	PA: 39	
<b>PITCHER</b>	IP WLS BF H R ER SO BB IBB HBP BLK WP HR S P ERA WHIP																						
23 Zack Greinke, R (1,1) ERA: 3.09	6.2	28	8	1	1	7	1	0	0	0	0	0	0	0	0	66	98	1.35	1.350				
Mike MacDougal, R (7,1) ERA: 4.08	1.1	4	0	0	0	1	0	0	0	0	0	0	0	0	9	13	0.00	0.000					
Ambiorix Burgos, R (9,1) ERA: 8.31	0.2	5	0	2	2	2	2	0	0	0	1	0	15	28	27.00	3.000							
Mike Wood, R (9,1) ERA: 4.57	0.1	2	1	0	0	0	0	0	0	0	0	0	3	4	0.00	3.000							
<b>Batter</b>	<b>1</b>	<b>2</b>	<b>3</b>	<b>4</b>	<b>5</b>	<b>6</b>	<b>7</b>	<b>8</b>	<b>9</b>	<b>AB</b>	<b>R</b>	<b>H</b>	<b>RBI</b>	<b>BB</b>	<b>SO</b>	<b>LOB</b>	<b>BOTTOM</b>						
4 Angel Berroa, R (1,6) OBP: 0.281, SLG: 0.372										4	1	1	1	0	0	1	<b>Tampa Bay Devil Rays @ Kansas City Royals</b> Kauffman Stadium, Kansas City, MO Sun May 15 2005, 1:10 PM CDT Att. 12,000 - Sunny - 61 F						
9 David DeJesus, L (1,8) OBP: 0.318, SLG: 0.369										4	0	0	0	0	1	0							
Tony Graffanino, R (1,3) OBP: 0.337, SLG: 0.321										4	0	3	0	0	0	0							
Emil Brown, R (1,9) OBP: 0.324, SLG: 0.420										3	1	0	0	1	0	2							
Matt Diaz, R (1,10) OBP: 0.182, SLG: 0.227										2	0	0	0	0	0	1							
Terrence Long, L (1,7) OBP: 0.250, SLG: 0.296										3	1	1	0	0	1	0							
Alberto Castillo, R (1,2) OBP: 0.229, SLG: 0.406										3	1	1	2	0	0	0							
24 Mark Teahen, L (1,5) OBP: 0.328, SLG: 0.370										3	0	2	0	0	0	1							
Joe McEwing, R (1,4) OBP: 0.333, SLG: 0.356										3	0	1	0	0	0	2							
<b>Inning Stats</b>	R: 0 E: 0 K: 0 S: 11	H: 1 LOB: 1 BB: 0 P: 13	R: 0 E: 0 K: 0 S: 8	H: 0 LOB: 0 BB: 0 P: 15	R: 1 E: 0 K: 0 S: 13	H: 2 LOB: 0 BB: 0 P: 19	R: 0 E: 0 K: 0 S: 8	H: 1 LOB: 0 BB: 0 P: 13	R: 0 E: 0 K: 1 S: 6	H: 1 LOB: 1 BB: 0 P: 8	R: 0 E: 0 K: 0 S: 7	H: 1 LOB: 1 BB: 0 P: 12	R: 3 E: 0 K: 0 S: 12	H: 3 LOB: 1 BB: 1 P: 18	R: 0 E: 0 K: 1 S: 7	H: 0 LOB: 0 BB: 0 P: 12		R: 0 E: 0 K: 1 S: 7	H: 0 LOB: 0 BB: 0 P: 12	1B: 6 2B: 1 3B: 1 HR: 1	SF: 0 SAC: 1 DP: 1 HBP: 0	WP: 0 PB: 0 SB: 0 CS: 1	PA: 31
<b>PITCHER</b>	IP WLS BF H R ER SO BB IBB HBP BLK WP HR S P ERA WHIP																						
Mark Hendrickson, L (1,1) ERA: 4.48	7.0	28	9	4	4	1	1	0	0	0	0	0	65	98	5.14	1.429							
37 Seth McClung, R (8,1) ERA: 11.12	1.0	3	0	0	0	1	0	0	0	0	0	0	7	12	0.00	0.000							



Batter	1	2	3	4	5	6	7	8	9	10	11	AB	R	H	RBI	BB	SO	LOB	TOP					
13 Carl Crawford, L OBP: 0.302, SLG: 0.394 (1, 7)			G6-3		G6-3		G4-3		G4-3			4	0	1	0	1	1	0						
Julio Lugo, R OBP: 0.304, SLG: 0.331 (1, 6)	G6-3		G6-3		G6-3		F7		F7			5	0	0	0	0	1	2						
Aubrey Huff, L OBP: 0.339, SLG: 0.350 (1, 3)	F7				F9		G4-3		G4-3			4	0	0	0	1	0	0						
Josh Phelps, R OBP: 0.322, SLG: 0.387 (1, 10)							G4-3		G4-3			5	1	1	1	0	2	1						
Chris Singleton, L OBP: 0.359, SLG: 0.368 (1, 8)	F8						G4-3		G4-3			5	1	1	0	0	1	0						
3 Jorge Cantu, R OBP: 0.297, SLG: 0.436 (1, 4)		G5-3					G6-3		G6-3			4	0	1	1	0	1	0						
Alex Sanchez, L OBP: 0.381, SLG: 0.484 (1, 9)							E	1B				3	1	3	0	1	0	0						
Toby Hall, R OBP: 0.336, SLG: 0.404 (1, 2)	F8				PO		G3		CS			4	0	1	1	0	1	1						
Alex Gonzalez, R OBP: 0.369, SLG: 0.389 (1, 5)			K				F8		G1-6-3			4	0	0	0	0	2	1						
<b>Inning Stats</b>	R: 0 E: 0 K: 1 S: 7	H: 0 LOB: 0 BB: 0 P: 8	R: 1 E: 0 K: 0 S: 11	H: 2 LOB: 1 BB: 0 P: 15	R: 0 E: 0 K: 1 S: 7	H: 0 LOB: 0 BB: 0 P: 10	R: 1 E: 0 K: 1 S: 13	H: 2 LOB: 1 BB: 0 P: 23	R: 0 E: 0 K: 0 S: 6	H: 0 LOB: 0 BB: 0 P: 9	R: 1 E: 0 K: 0 S: 7	H: 2 LOB: 0 BB: 0 P: 9	R: 0 E: 0 K: 0 S: 6	H: 0 LOB: 1 BB: 1 P: 13	R: 0 E: 0 K: 1 S: 8	H: 1 LOB: 0 BB: 0 P: 11	R: 0 E: 0 K: 3 S: 15	H: 0 LOB: 1 BB: 1 P: 23	R: 0 E: 0 K: 2 S: 7	H: 0 LOB: 0 BB: 0 P: 10	1B: 6 2B: 1 3B: 0 HR: 1	SF: 0 SAC: 0 DP: 1 HBP: 0	WP: 0 PB: 0 SB: 1 CS: 1	PA: 43
<b>PITCHER</b>	IP ERA WLS BF H R ER SO BB IBB HBP BLK WP HR S P ERA WHIP	IP ERA WLS BF H R ER SO BB IBB HBP BLK WP HR S P ERA WHIP																						
Jason Johnson, R ERA: 3.93 (1, 1)	8.0	3.93	3	1	0	0	1	0	0	0	0	0	0	0	0	8	11	0.00	1.000					
Kyle Farnsworth, R ERA: 3.71 (9, 1)	1.0	3.71	3	1	0	0	1	0	0	0	0	0	0	0	0	8	11	0.00	1.000					
Ugueth Urbina, R ERA: 3.72 (10, 1)	1.0	3.72	4	0	0	0	3	1	0	0	0	0	0	0	15	23	0.00	1.000						
Jamie Walker, L ERA: 2.03 (11, 1)	0.1	2.03	1	0	0	0	0	0	0	0	0	0	0	0	1	1	0.00	0.000						
Franklyn German, R ERA: 2.4 (11, 1)	0.2	2.4	W	2	0	0	2	0	0	0	0	0	0	6	9	0.00	0.000							

Tampa Bay Devil Rays @ Detroit Tigers  
Comerica Park, Detroit, MI  
Tue May 17 2005, 7:05 PM EDT  
Att: 15,955 - Clear - 59 F

AB	38
R	3
H	8
RBI	3
BB	3
SO	9
LOB	5



Batter	1	2	3	4	5	6	7	8	9	10	11	AB	R	H	RBI	BB	SO	LOB	BOTTOM							
Nook Logan, S OBP: 0.399, SLG: 0.440 (1, 8)			K		F8		F7		K	F9		6	0	0	0	0	3	4								
15 Brandon Inge, R OBP: 0.429, SLG: 0.522 (1, 5)	G5-3											3	1	2	0	3	0	0								
Ivan Rodriguez, R OBP: 0.289, SLG: 0.419 (1, 2)	P3				G5-3		K					5	0	2	1	1	1	2								
9 Carlos Guillen, S OBP: 0.428, SLG: 0.523 (1, 6)					P3				G5-3			4	0	0	0	1	2	5								
Ramon Martinez, R OBP: 0.241, SLG: 0.250 (10, 6)			P3									0	0	0	0	0	0	0								
Rondell White, R OBP: 0.309, SLG: 0.460 (1, 7)	L7								G6-3			6	0	3	1	0	1	1								
Dmitri Young, S OBP: 0.355, SLG: 0.484 (1, 3)	K				F9				F7			4	0	1	0	1	1	1								
Craig Monroe, R OBP: 0.380, SLG: 0.457 (1, 9)			K		K				G6-3			4	0	0	0	1	2	3								
33 Marcus Thames, R OBP: 0.254, SLG: 0.474 (6, PH)												2	1	1	1	0	1	1								
Carlos Pena, L OBP: 0.341, SLG: 0.327 (7, 10)												1	1	0	0	2	1	3								
20 Omar Infante, R OBP: 0.273, SLG: 0.383 (1, 4)					F8		K		SH1-4			4	1	1	1	0	1	6								
<b>Inning Stats</b>	R: 0 E: 0 K: 1 S: 6	H: 0 LOB: 0 BB: 0 P: 13	R: 0 E: 0 K: 2 S: 9	H: 0 LOB: 0 BB: 0 P: 14	R: 2 E: 0 K: 2 S: 21	H: 3 LOB: 2 BB: 1 P: 33	R: 0 E: 0 K: 2 S: 9	H: 1 LOB: 1 BB: 0 P: 11	R: 0 E: 0 K: 0 S: 6	H: 0 LOB: 1 BB: 1 P: 12	R: 0 E: 0 K: 3 S: 15	H: 1 LOB: 1 BB: 0 P: 29	R: 0 E: 0 K: 2 S: 12	H: 1 LOB: 0 BB: 0 P: 16	R: 0 E: 0 K: 0 S: 6	H: 0 LOB: 0 BB: 1 P: 9	R: 1 E: 0 K: 1 S: 11	H: 1 LOB: 2 BB: 2 P: 21	R: 0 E: 0 K: 0 S: 12	H: 1 LOB: 3 BB: 2 P: 25	R: 1 E: 1 K: 0 S: 4	H: 2 LOB: 2 BB: 1 P: 10	1B: 6 2B: 1 3B: 1 HR: 2	SF: 0 SAC: 2 DP: 0 HBP: 0	WP: 1 PB: 0 SB: 0 CS: 0	PA: 50
<b>PITCHER</b>	IP ERA WLS BF H R ER SO BB IBB HBP BLK WP HR S P ERA WHIP	IP ERA WLS BF H R ER SO BB IBB HBP BLK WP HR S P ERA WHIP																								
Casey Fossum, L ERA: 3.86 (1, 1)	5.0	3.86	2	1	0	0	5	2	0	0	0	0	0	0	27	45	0.00	2.000								
37 Seth McClung, R ERA: 9.45 (6, 1)	2.0	9.45	4	0	0	0	7	2	0	0	0	0	0	4	6	0.00	0.000									
Lance Carter, R ERA: 5.05 (8, 1)	0.2	5.05	H	2	0	0	0	0	0	0	0	0	0	4	6	0.00	0.000									
Danys Baez, R ERA: 2.95 (8, 1)	1.1	2.95	B	7	1	1	1	2	0	0	0	0	0	13	24	6.75	2.250									
Travis Harper, R ERA: 6.65 (10, 1)	1.1	6.65	L	10	3	1	1	0	3	0	0	0	0	16	35	6.75	2.250									

Tampa Bay Devil Rays @ Detroit Tigers  
Comerica Park, Detroit, MI  
Tue May 17 2005, 7:05 PM EDT  
Att: 15,955 - Clear - 59 F

AB	39
R	4
H	10
RBI	4
BB	9
SO	13
LOB	26





Batter	1	2	3	4	5	6	7	8	9	AB	R	H	RBI	BB	SO	LOB	TOP									
13 Carl Crawford, L OBP: 0.301, SLG: 0.387	1-3 K		1-3 K		4-0 FC6-4 BB		1-1 F8			3	0	0	0	1	2	0	<p><b>Tampa Bay Devil Rays @ Detroit Tigers</b> Comerica Park, Detroit, MI Wed May 18 2005, 7:05 PM EDT Att: 17,414 - Cloudy - 67 F</p>									
Julio Lugo, R OBP: 0.302, SLG: 0.348	1-1 HR		1-2 F9		0-2 F9		1-1 G3			4	1	1	1	0	0	1										
Eduardo Perez, R OBP: 0.314, SLG: 0.500 Alex Sanchez, L OBP: 0.388, SLG: 0.489	3-1 1B		2-1 F8		1-0 FC6-4		1-0 1B			3	0	1	0	0	0	1										
Josh Phelps, R OBP: 0.320, SLG: 0.382	2-2 K			1-1 BB HR 1B	0-0 P4		0-3 K			4	1	1	0	0	2	3										
Aubrey Huff, L OBP: 0.337, SLG: 0.342	2-3 K			2-2 K	4-0 BB G5-4-3		1-1 G6-3			3	0	0	0	1	2	3										
3 Jorge Cantu, R OBP: 0.289, SLG: 0.423		2-3 K		1-2 F9	2-1 G5-4-3		3-2 F8			4	0	0	0	0	1	2										
Alex Gonzalez, R OBP: 0.304, SLG: 0.376		0-0 F7		4-2 HR BB	0-3 K		2-3 K			3	1	0	0	1	2	0										
Toby Hall, R OBP: 0.342, SLG: 0.435		2-2 1B		3-2 HR	2-2 F9		2-1 F9			4	1	2	3	0	0	0										
Damon Hollins, R OBP: 0.352, SLG: 0.429		2-3 K		1-2 F7	1-2 G6-3					3	0	0	0	0	1	1										
<b>Inning Stats</b>	R: 1 E: 0 K: 3 S: 15	H: 2 LOB: 1 BB: 0 P: 24	R: 0 E: 0 K: 2 S: 11	H: 1 LOB: 1 BB: 0 P: 17	R: 0 E: 0 K: 1 S: 9	H: 0 LOB: 0 BB: 0 P: 13	R: 3 E: 0 K: 1 S: 24	H: 2 LOB: 0 BB: 1 P: 36	R: 0 E: 0 K: 0 S: 5	H: 0 LOB: 1 BB: 1 P: 10	R: 0 E: 0 K: 1 S: 5	H: 0 LOB: 0 BB: 1 P: 11	R: 0 E: 0 K: 0 S: 9	H: 0 LOB: 0 BB: 0 P: 13	R: 0 E: 0 K: 1 S: 8	H: 1 LOB: 1 BB: 0 P: 11		R: 0 E: 0 K: 1 S: 13	H: 0 LOB: 0 BB: 0 P: 20	1B: 4 2B: 0 3B: 0 HR: 2	SF: 0 SAC: 0 DP: 1 HBP: 0	WP: 0 PB: 0 SB: 0 CS: 0	PA: 35			
<b>PITCHER</b>	IP	WLS	BF	H	R	ER	SO	BB	IBB	HBP	BLK	WP	HR	S	P	ERA	WHIP									
Wilfredo Ledezma, L ERA: 5.79	(1, 1)	5.0	W	22	5	4	4	7	2	0	0	0	0	2	64	100	7.20	1.400								
Chris Spurling, R ERA:	(6, 1)	2.0	H	6	0	0	0	1	0	0	0	0	0	14	24	0.00	0.500									
Kyle Farnsworth, R ERA: 3.5	(8, 1)	1.0	H	4	1	0	0	1	0	0	0	0	0	8	11	0.00	1.000									
Ugueth Urbina, R ERA: 3.54	(9, 1)	1.0	S	3	0	0	0	1	0	0	0	0	0	13	20	0.00	0.000									

Batter	1	2	3	4	5	6	7	8	9	AB	R	H	RBI	BB	SO	LOB	BOTTOM								
Nook Logan, S OBP: 0.361, SLG: 0.433	0-1 15 E 15 G6-3 1B		0-2 F7		1-0 F7		4-2 S BB		2-2 F8	4	1	1	0	1	0	1	<p><b>Tampa Bay Devil Rays @ Detroit Tigers</b> Comerica Park, Detroit, MI Wed May 18 2005, 7:05 PM EDT Att: 17,414 - Cloudy - 67 F</p>								
15 Brandon Inge, R OBP: 0.423, SLG: 0.510	1-2 G6-3		1-2 G5-3		2-2 FC6-4 1B		2-3 K		1-2 K	5	0	1	1	0	2	1									
Ivan Rodriguez, R OBP: 0.279, SLG: 0.404	1-1 P3		0-1 E1 2B		2-2 FC6-4		1-1 P4		1-1 L5	5	1	0	0	0	0	2									
Rondell White, R OBP: 0.314, SLG: 0.465	0-3 K		0-2 E 1B 2B		1-2 L8		2-2 HBP			3	1	1	1	0	1	1									
Dmitri Young, S OBP: 0.352, SLG: 0.500		2-0 HR	2-2 E4 20 1B		2-1 G6-3		3-2 F7			4	2	1	1	0	0	3									
Craig Monroe, R OBP: 0.371, SLG: 0.467		0-0 20 2B G4-3 1B	0-0 20 1B		3-3 K		3-2 1B			4	1	3	1	0	1	0									
Carlos Pena, L OBP: 0.338, SLG: 0.324		0-1 G4-3	1-2 K		2-0 20 BB 1B		0-0 F7			4	0	1	0	0	1	4									
20 Omar Infante, R OBP: 0.288, SLG: 0.398		0-1 1B	0-0 2H 2B		4-0 1B		1-3 K			3	0	2	2	1	1	1									
Jason Smith, L OBP: 0.219, SLG: 0.250		2-2 1B	0-3 K		2-0 F7		0-0 F7			4	0	1	0	0	1	5									
<b>Inning Stats</b>	R: 1 E: 1 K: 1 S: 12	H: 1 LOB: 0 BB: 0 P: 14	R: 2 E: 0 K: 0 S: 13	H: 4 LOB: 1 BB: 0 P: 17	R: 3 E: 2 K: 2 S: 21	H: 3 LOB: 2 BB: 0 P: 26	R: 0 E: 0 K: 0 S: 14	H: 1 LOB: 1 BB: 0 P: 20	R: 0 E: 0 K: 1 S: 8	H: 0 LOB: 2 BB: 1 P: 21	R: 0 E: 0 K: 1 S: 15	H: 0 LOB: 1 BB: 1 P: 27	R: 0 E: 0 K: 1 S: 10	H: 1 LOB: 1 BB: 0 P: 14	R: 0 E: 0 K: 1 S: 8	H: 0 LOB: 0 BB: 0 P: 12		1B: 8 2B: 2 3B: 0 HR: 1	SF: 0 SAC: 0 DP: 0 HBP: 1	WP: 0 PB: 0 SB: 1 CS: 0	PA: 39				
<b>PITCHER</b>	IP	WLS	BF	H	R	ER	SO	BB	IBB	HBP	BLK	WP	HR	S	P	ERA	WHIP								
Doug Waechter, R ERA: 5.8	(1, 1)	2.1	L	15	7	6	2	1	0	0	0	0	0	37	64	0.00	1.667								
52 Jon Switzer, L ERA:	(3, 1)	3.0		14	3	0	0	4	2	0	0	0	0	26	40	0.00	0.375								
Jesus Colome, R ERA: 5.79	(6, 1)	2.2		10	1	0	0	2	0	0	1	0	0	26	40	0.00	0.375								

AB 32  
R 4  
H 6  
RBI 4  
BB 3  
SO 10  
LOB 11









Batter	1	2	3	4	5	6	7	8	9	AB	R	H	RBI	BB	SO	LOB	TOP					
<b>13 Carl Crawford, L</b> OBP: 0.301, SLG: 0.385	F9		P3				G6-3		F8	5	1	1	0	0	0	1	<b>Tampa Bay Devil Rays @ Florida Marlins</b> Dolphin Stadium, Miami, FL Fri May 20 2005, 7:35 PM EDT Att: 20,284 - Cloudy - 78 F					
<b>Julio Lugo, R</b> OBP: 0.306, SLG: 0.351	G4-3		G5-3				G4-3			5	1	2	2	0	0	0						
<b>Eduardo Perez, R</b> OBP: 0.328, SLG: 0.472										2	1	0	0	2	0	1						
<b>Travis Lee, L</b> OBP: 0.382, SLG: 0.382										1	0	1	1	0	0	0						
<b>Aubrey Huff, L</b> OBP: 0.343, SLG: 0.364	F7									5	0	3	1	0	0	2						
<b>Alex Gonzalez, R</b> OBP: 0.302, SLG: 0.371										4	0	1	0	0	1	2						
<b>Nick Green, R</b> OBP: 0.420, SLG: 0.430										4	0	1	0	0	0	3						
<b>Toby Hall, R</b> OBP: 0.347, SLG: 0.438										4	1	2	0	0	0	3						
<b>Damon Hollins, R</b> OBP: 0.344, SLG: 0.518										3	1	1	2	0	1	3						
<b>Trever Miller, R</b> OBP: 0.321, SLG: 0.379										0	0	0	0	0	0	0						
<b>Travis Harper, L</b> OBP: 0.379, SLG: 0.379										0	0	0	0	0	0	0						
<b>Josh Phelps, R</b> OBP: 0.321, SLG: 0.379										1	0	0	0	0	0	2						
<b>Lance Carter, R</b> OBP: 0.382, SLG: 0.382										0	0	0	0	0	0	0						
<b>Hideo Nomo, R</b> OBP: 0.390, SLG: 0.500										2	0	0	0	0	1	0						
<b>Alex Sanchez, L</b> OBP: 0.390, SLG: 0.500										2	1	1	0	0	0	0						
<b>Inning Stats</b>	R: 0 E: 0 K: 0 S: 10	H: 0 LOB: 1 BB: 1 P: 17	R: 2 E: 0 K: 0 S: 16	H: 2 LOB: 0 BB: 0 P: 27	R: 1 E: 0 K: 1 S: 13	H: 1 LOB: 1 BB: 1 P: 25	R: 0 E: 0 K: 0 S: 11	H: 1 LOB: 0 BB: 0 P: 18	R: 1 E: 0 K: 1 S: 14	H: 2 LOB: 2 BB: 0 P: 20	R: 0 E: 0 K: 1 S: 11	H: 2 LOB: 2 BB: 0 P: 18	R: 1 E: 0 K: 0 S: 8	H: 1 LOB: 0 BB: 0 P: 11	R: 0 E: 0 K: 0 S: 12	H: 2 LOB: 1 BB: 0 P: 16	R: 1 E: 0 K: 0 S: 10	H: 2 LOB: 1 BB: 0 P: 12	1B: 8 2B: 5 3B: 0 HR: 1	SF: 0 SAC: 0 DP: 2 HBP: 0	WP: 0 PB: 0 SB: 1 CS: 0	PA: 40
<b>PITCHER</b>	IP WLS BF H R ER SO BB IBB HBP BLK WP HR S P ERA WHIP																					
<b>Al Leiter, L</b> ERA: 6.2	5.0 W 21 6 4 4 2 2 0 0 0 0 0 1 64 107 7.20 1.600																					
<b>19 Logan Kensing, R</b> ERA: 4.5	2.0 H 9 3 1 1 1 0 0 0 0 0 0 19 29 4.50 1.500																					
<b>Jim Mecir, R</b> ERA: 5.65	1.0 H 5 2 0 0 0 0 0 0 0 0 0 12 16 0.00 2.000																					
<b>Todd Jones, R</b> ERA: 1.53	1.0 S 5 2 1 1 0 0 0 0 0 0 0 10 12 9.00 2.000																					

Batter	1	2	3	4	5	6	7	8	9	AB	R	H	RBI	BB	SO	LOB	BOTTOM			
<b>Juan Pierre, L</b> OBP: 0.337, SLG: 0.361										3	1	2	0	0	0	1	<b>Tampa Bay Devil Rays @ Florida Marlins</b> Dolphin Stadium, Miami, FL Fri May 20 2005, 7:35 PM EDT Att: 20,284 - Cloudy - 78 F			
<b>Paul Lo Duca, R</b> OBP: 0.397, SLG: 0.437										3	2	1	3	1	0	2				
<b>Carlos Delgado, L</b> OBP: 0.393, SLG: 0.532										4	1	1	1	1	2	2				
<b>Miguel Cabrera, R</b> OBP: 0.410, SLG: 0.613										4	0	2	0	0	0	1				
<b>Juan Encarnacion, R</b> OBP: 0.362, SLG: 0.474										4	1	2	0	0	0	3				
<b>Mike Lowell, R</b> OBP: 0.239, SLG: 0.317										4	0	2	3	0	0	2				
<b>Damion Easley, R</b> OBP: 0.293, SLG: 0.461										3	0	0	0	1	1	4				
<b>Luis Castillo, S</b> OBP: 0.423, SLG: 0.372										3	2	1	0	1	0	4				
<b>Al Leiter, L</b> ERA: 6.75										0	0	0	0	0	0	0				
<b>Chris Aguilera, R</b> ERA: 3.99										1	0	0	0	0	0	1				
<b>19 Logan Kensing, R</b> ERA: 4.5										0	0	0	0	0	0	0				
<b>Jim Mecir, S</b> ERA: 5.65										0	0	0	0	0	0	0				
<b>Lenny Harris, L</b> ERA: 4.47										1	0	1	0	0	0	0				
<b>Todd Jones, L</b> ERA: 1.53										0	0	0	0	0	0	0				
<b>Inning Stats</b>	R: 2 E: 0 K: 1 S: 19	H: 3 LOB: 2 BB: 2 P: 34	R: 1 E: 1 K: 1 S: 12	H: 1 LOB: 1 BB: 0 P: 17	R: 0 E: 0 K: 0 S: 7	H: 0 LOB: 0 BB: 0 P: 7	R: 3 E: 0 K: 0 S: 12	H: 2 LOB: 1 BB: 1 P: 23	R: 1 E: 0 K: 0 S: 12	H: 2 LOB: 1 BB: 1 P: 20	R: 0 E: 0 K: 1 S: 10	H: 1 LOB: 0 BB: 0 P: 15	R: 0 E: 0 K: 0 S: 18	H: 2 LOB: 2 BB: 0 P: 25	R: 0 E: 0 K: 0 S: 5	H: 1 LOB: 1 BB: 0 P: 11	1B: 8 2B: 4 3B: 0 HR: 0	SF: 1 SAC: 3 DP: 0 HBP: 1	WP: 1 PB: 0 SB: 0 CS: 2	PA: 39
<b>PITCHER</b>	IP WLS BF H R ER SO BB IBB HBP BLK WP HR S P ERA WHIP																			
<b>Hideo Nomo, R</b> ERA: 6.75	5.0 L 27 8 7 6 2 4 0 0 0 0 0 1 62 101 10.80 2.400																			
<b>Trever Miller, L</b> ERA: 3.99	1.0 3 1 0 0 1 0 0 0 0 0 0 10 15 0.00 1.000																			
<b>Travis Harper, R</b> ERA: 6.38	1.0 5 2 0 0 0 0 0 0 0 0 0 18 25 0.00 2.000																			
<b>Lance Carter, R</b> ERA: 4.56	1.0 4 1 0 0 0 0 0 0 0 0 0 5 11 0.00 1.000																			







Batter	1	2	3	4	5	6	7	8	9	AB	R	H	RBI	BB	SO	LOB	TOP										
13 Carl Crawford, L OBP: 0.298, SLG: 0.392	G4-3		SF8		G4-3		HR		F8	4	1	1	2	0	0	0	<b>Tampa Bay Devil Rays @ Florida Marlins</b> Dolphin Stadium, Miami, FL Sun May 22 2005, 1:05 PM EDT Att: 28,391 - Partly Cloudy - 86 F										
Julio Lugo, R OBP: 0.325, SLG: 0.360	P3		1B		1B		HR		G6-3	4	1	2	0	1	0	0											
Damon Hollins, R OBP: 0.364, SLG: 0.574	1B		1B		L1		HR		G5-3	5	1	3	2	0	0	1											
Travis Lee, L OBP: 0.345, SLG: 0.342	G3		F8		G3		G4-3			4	0	0	0	0	0	4											
3 Jorge Cantu, R OBP: 0.286, SLG: 0.416		F8		FC6-5		G6-4-3		G4-3		4	1	2	0	0	0	0											
Alex Sanchez, L OBP: 0.385, SLG: 0.490	L5-3		1B		FC6-5		G6-4-3		F8	4	0	3	0	0	0	0											
Charles Johnson, R OBP: 0.372, SLG: 0.361	L5-3		1B		FC6-5		G6-4-3		G6-3	4	0	0	0	0	0	4											
Nick Green, R OBP: 0.406, SLG: 0.424			SH5-4		F9		K			3	1	1	0	0	1	2											
Trever Miller, R			13 SF8							0	0	0	0	0	0	0											
Lance Carter, R			2B							0	0	0	0	0	0	0											
Josh Phelps, R OBP: 0.381										1	0	1	0	0	0	0											
Travis Harper, L										0	0	0	0	0	0	0											
Casey Fossum, L										1	0	0	0	0	0	2											
37 Seth McClung, L			SH5-4		G4-3		K		L6	0	0	0	0	0	0	0											
Alex Gonzalez, R OBP: 0.303, SLG: 0.370										2	0	0	0	0	1	1											
<b>Inning Stats</b>	R: 0 E: 0 K: 0 S: 11	H: 1 LOB: 1 BB: 0 P: 17	R: 0 E: 0 K: 0 S: 9	H: 1 LOB: 0 BB: 0 P: 15	R: 1 E: 0 K: 0 S: 10	H: 3 LOB: 2 BB: 0 P: 15	R: 0 E: 0 K: 0 S: 8	H: 2 LOB: 2 BB: 0 P: 12	R: 0 E: 0 K: 1 S: 10	H: 1 LOB: 1 BB: 0 P: 13	R: 1 E: 0 K: 1 S: 10	H: 2 LOB: 0 BB: 0 P: 13	R: 3 E: 0 K: 1 S: 14	H: 2 LOB: 0 BB: 1 P: 24	R: 0 E: 0 K: 0 S: 9	H: 1 LOB: 1 BB: 0 P: 12	R: 0 E: 0 K: 0 S: 6	H: 0 LOB: 0 BB: 0 P: 11	1B: 9 2B: 3 3B: 0 HR: 2	SF: 1 SAC: 1 DP: 2 HBP: 0	WP: 0 PB: 0 SB: 1 CS: 0	PA: 39					
<b>PITCHER</b>	IP	WLS	BF	H	R	ER	SO	BB	IBB	HBP	BLK	WP	HR	S	P	ERA	WHIP										
Brian Moehler, R ERA: 2.13	5.0		22	8	1	1	0	0	0	0	0	0	0	47	73	1.80	1.600										
John Riedling, R ERA: 6.1	1.0	W	4	2	1	1	1	0	0	0	0	0	0	10	13	9.00	2.000										
19 Logan Kensing, R ERA: 12.0	1.0		6	2	3	3	1	1	0	0	0	0	2	14	24	27.00	3.000										
Jim Mecir, R ERA: 5.28	1.0	H	4	1	0	0	0	0	0	0	0	0	0	9	12	0.00	1.000										
Todd Jones, R ERA: 1.37	1.0	S	3	0	0	0	0	0	0	0	0	0	0	6	11	0.00	0.000										

Batter	1	2	3	4	5	6	7	8	9	AB	R	H	RBI	BB	SO	LOB	BOTTOM										
Chris Aquila, R OBP: 0.250, SLG: 0.200	G6-3		G6-3		F8		1B		F8	3	0	0	0	0	0	3	<b>Tampa Bay Devil Rays @ Florida Marlins</b> Dolphin Stadium, Miami, FL Sun May 22 2005, 1:05 PM EDT Att: 28,391 - Partly Cloudy - 86 F										
Juan Pierre, L OBP: 0.330, SLG: 0.352							1B			2	0	1	2	0	0	0											
Paul Lo Duca, R OBP: 0.386, SLG: 0.437	G6-3		G4-3		G4-3		BB		F9	3	1	0	1	1	0	0											
Jeff Conine, R OBP: 0.392, SLG: 0.341	K		K		K		1B		L4	5	1	2	0	0	2	0											
Miguel Cabrera, R OBP: 0.415, SLG: 0.601			K		G5-3		1B			4	1	1	0	0	1	2											
Juan Encarnacion, R OBP: 0.369, SLG: 0.496							2B			3	2	1	2	1	1	0											
Mike Lowell, R OBP: 0.240, SLG: 0.328							1B		P2	4	0	2	0	0	0	2											
Damion Easley, R OBP: 0.300, SLG: 0.488							2B			2	1	1	2	1	1	0											
Alex Gonzalez, R OBP: 0.324, SLG: 0.403							1B		K	2	1	1	0	2	1	2											
Brian Moehler, R OBP: 0.192, SLG: 0.100										0	0	0	0	0	0	0											
Joe Dillon, L OBP: 0.303, SLG: 0.833										1	0	0	0	0	0	0											
John Riedling, R										0	0	0	0	0	0	0											
Carlos Delgado, L OBP: 0.398, SLG: 0.523										0	0	1	1	0	0	0											
19 Logan Kensing, R										0	0	0	0	0	0	0											
Lenny Harris, L OBP: 0.402, SLG: 0.444										1	0	0	0	0	1	2											
Jim Mecir, R										0	0	0	0	0	0	0											
Todd Jones, L										0	0	0	0	0	0	0											
<b>Inning Stats</b>	R: 0 E: 0 K: 1 S: 7	H: 0 LOB: 0 BB: 0 P: 12	R: 0 E: 0 K: 1 S: 9	H: 0 LOB: 0 BB: 0 P: 13	R: 0 E: 0 K: 1 S: 10	H: 0 LOB: 1 BB: 1 P: 18	R: 0 E: 0 K: 1 S: 12	H: 0 LOB: 0 BB: 0 P: 16	R: 1 E: 0 K: 0 S: 9	H: 2 LOB: 2 BB: 1 P: 17	R: 7 E: 0 K: 0 S: 27	H: 6 LOB: 2 BB: 2 P: 43	R: 0 E: 0 K: 3 S: 16	H: 1 LOB: 2 BB: 1 P: 29	R: 0 E: 0 K: 0 S: 11	H: 0 LOB: 0 BB: 0 P: 16	1B: 6 2B: 3 3B: 0 HR: 0	SF: 2 SAC: 1 DP: 0 HBP: 1	WP: 0 PB: 0 SB: 0 CS: 0	PA: 39							
<b>PITCHER</b>	IP	WLS	BF	H	R	ER	SO	BB	IBB	HBP	BLK	WP	HR	S	P	ERA	WHIP										
Casey Fossum, L ERA: 4.11	5.0	L	21	3	3	3	3	3	0	0	0	0	0	52	86	5.40	1.200										
37 Seth McClung, R ERA: 11.57	0.1	B	5	3	1	1	0	1	0	0	0	0	0	14	21	27.00	12.000										
Trever Miller, L ERA: 3.97	0.0		1	0	1	1	0	0	0	1	0	0	0	1	2	∞	∞										
Lance Carter, R ERA: 4.26	1.2		9	3	3	3	3	1	0	0	0	0	0	23	39	16.20	2.400										
Travis Harper, R ERA: 6.12	1.0		3	0	0	0	0	0	0	0	0	0	0	11	16	0.00	0.000										



Batter	1	2	3	4	5	6	7	8	9	AB	R	H	RBI	BB	SO	LOB	TOP								
21 Mark Kotsay, L (1, 8) OBP: 0.345, SLG: 0.384																	5 1 2 0 0 0 1								
Jason Kendall, R (1, 2) OBP: 0.311, SLG: 0.277																	5 0 1 0 0 0 4								
3 Eric Chavez, L (1, 5) OBP: 0.283, SLG: 0.328																	5 1 3 2 0 1 4								
Scott Hatteberg, L (1, 3) OBP: 0.351, SLG: 0.389																	4 1 1 2 0 0 5								
23 Bobby Kielty, S (1, 9) OBP: 0.409, SLG: 0.436																	4 0 0 0 1 1 5								
Erubiel Durazo, L (1, 10) OBP: 0.305, SLG: 0.368																	4 0 0 0 0 0 1								
14 Mark Ellis, R (1, 4) OBP: 0.333, SLG: 0.353																	4 0 0 0 0 0 1								
Matt Watson, L (1, 7) OBP: 0.261, SLG: 0.238																	3 0 0 0 1 0 1								
Jermaine Clark, L (8, 7)																	0 0 0 0 0 0 0								
Marco Scutaro, R (1, 6) OBP: 0.331, SLG: 0.352																	4 1 2 0 0 1 1								
<b>Inning Stats</b>	R: 3 E: 0 K: 0 S: 15	H: 3 LOB: 0 BB: 0 P: 26	R: 0 E: 0 K: 0 S: 6	H: 0 LOB: 0 BB: 0 P: 9	R: 0 E: 0 K: 0 S: 12	H: 1 LOB: 1 BB: 0 P: 18	R: 0 E: 0 K: 0 S: 6	H: 0 LOB: 0 BB: 0 P: 7	R: 1 E: 0 K: 0 S: 11	H: 3 LOB: 2 BB: 0 P: 17	R: 0 E: 0 K: 0 S: 5	H: 0 LOB: 1 BB: 1 P: 10	R: 0 E: 0 K: 2 S: 17	H: 2 LOB: 3 BB: 0 P: 29	R: 0 E: 0 K: 1 S: 12	H: 0 LOB: 1 BB: 1 P: 18	R: 0 E: 2 K: 0 S: 13	H: 0 LOB: 2 BB: 0 P: 19	1B: 8 2B: 0 3B: 0 HR: 1	SF: 0 SAC: 0 DP: 0 HBP: 1	WP: 1 PB: 0 SB: 3 CS: 0	PA: 41			
<b>PITCHER</b>	IP	WLS	BF	H	R	ER	SO	BB	IBB	HBP	BLK	WP	HR	S	P	ERA	WHIP								
Doug Waechter, R (1, 1) ERA: 5.83	6.0		26	7	4	4	0	1	0	0	0	1	1	55	87	6.00	1.333								
Jesus Colome, R (7, 1) ERA: 5.73	0.1		3	2	0	0	0	0	0	0	0	0	0	8	13	0.00	6.000								
Trever Miller, L (7, 1) ERA: 3.86	0.1		2	0	0	0	1	0	0	1	0	0	0	6	11	0.00	0.000								
Travis Harper, R (7, 1) ERA: 5.88	1.0	W	4	0	0	0	1	1	0	0	0	0	0	12	20	0.00	1.000								
Danys Baez, R (8, 1) ERA: 2.53	1.1	S	6	0	0	0	1	0	0	0	0	0	0	16	22	0.00	0.000								
<b>Batter</b>	<b>1</b>	<b>2</b>	<b>3</b>	<b>4</b>	<b>5</b>	<b>6</b>	<b>7</b>	<b>8</b>	<b>9</b>	<b>AB</b>	<b>R</b>	<b>H</b>	<b>RBI</b>	<b>BB</b>	<b>SO</b>	<b>LOB</b>	<b>BOTTOM</b>								
13 Carl Crawford, L (1, 7) OBP: 0.297, SLG: 0.389																	4 0 1 0 0 1 1								
Julio Lugo, R (1, 6) OBP: 0.323, SLG: 0.358																	4 0 1 1 0 1 0								
Damon Hollins, R (1, 8) OBP: 0.357, SLG: 0.554																	4 1 1 0 0 1 2								
Travis Lee, L (1, 3) OBP: 0.352, SLG: 0.363																	4 2 2 1 0 0 2								
Josh Phelps, R (1, 10) OBP: 0.336, SLG: 0.426																	4 1 3 3 0 1 0								
Nick Green, R (1, 4) OBP: 0.391, SLG: 0.406																	4 0 0 0 0 1 2								
Alex Sanchez, L (1, 9) OBP: 0.375, SLG: 0.472																	4 0 0 0 0 0 1								
Toby Hall, R (1, 2) OBP: 0.368, SLG: 0.475																	3 0 1 0 0 0 0								
Alex Gonzalez, R (1, 5) OBP: 0.295, SLG: 0.359																	3 1 0 0 0 0 1								
<b>Inning Stats</b>	R: 2 E: 0 K: 2 S: 25	H: 3 LOB: 1 BB: 0 P: 35	R: 0 E: 0 K: 0 S: 9	H: 1 LOB: 0 BB: 0 P: 14	R: 2 E: 0 K: 1 S: 11	H: 2 LOB: 0 BB: 0 P: 19	R: 0 E: 0 K: 0 S: 5	H: 0 LOB: 0 BB: 0 P: 5	R: 0 E: 0 K: 0 S: 11	H: 0 LOB: 0 BB: 0 P: 19	R: 0 E: 0 K: 0 S: 10	H: 1 LOB: 1 BB: 0 P: 16	R: 1 E: 1 K: 0 S: 11	H: 2 LOB: 2 BB: 0 P: 18	R: 0 E: 0 K: 2 S: 7	H: 0 LOB: 0 BB: 0 P: 10	1B: 6 2B: 2 3B: 0 HR: 1	SF: 0 SAC: 0 DP: 0 HBP: 0	WP: 1 PB: 0 SB: 1 CS: 0	PA: 34					
<b>PITCHER</b>	IP	WLS	BF	H	R	ER	SO	BB	IBB	HBP	BLK	WP	HR	S	P	ERA	WHIP								
Seth Etherton, R (1, 1) ERA: 5.84	5.0		21	6	4	4	3	0	0	0	0	1	1	61	92	7.20	1.200								
Kirk Saarloos, R (6, 1) ERA: 4.47	1.2	L	9	3	1	0	0	0	0	0	0	0	0	20	33	0.00	1.800								
Ricardo Rincon, L (7, 1) ERA: 4.26	0.1		1	0	0	0	0	0	0	0	0	0	0	1	1	0.00	0.000								
Keiichi Yabu, R (8, 1) ERA: 3.18	1.0		3	0	0	0	2	0	0	0	0	0	0	7	10	0.00	0.000								

Oakland Athletics @ Tampa Bay Devil Rays  
Tropicana Field, St. Petersburg, FL  
Tue May 24 2005, 7:15 PM EDT  
Att: 8,801 - Dome - 72 F

AB	38
R	4
H	9
RBI	4
BB	2
SO	3
LOB	23



WP	1	PA	41
PB	0		
SB	3		
CS	0		

Oakland Athletics @ Tampa Bay Devil Rays  
Tropicana Field, St. Petersburg, FL  
Tue May 24 2005, 7:15 PM EDT  
Att: 8,801 - Dome - 72 F

AB	34
R	5
H	9
RBI	5
BB	0
SO	5
LOB	9



WP	1	PA	34
PB	0		
SB	1		
CS	0		







Batter	1	2	3	4	5	6	7	8	9	AB	R	H	RBI	BB	SO	LOB	TOP				
21 Mark Kotsay, L (1,8) OBP: 0.343, SLG: 0.380	F8		G4-3		G1-3			G3		4	0	0	0	0	0	0	<b>Oakland Athletics @ Tampa Bay Devil Rays</b> Tropicana Field, St. Petersburg, FL Thu May 26 2005, 4:15 PM EDT Att: 8,847 - Dome - 72 F <a href="http://livebaseballscorecards.com">livebaseballscorecards.com</a>				
Jason Kendall, R (1,2) OBP: 0.321, SLG: 0.291	BB				L7			G1-3		3	0	2	0	1	0	0					
3 Eric Chavez, L (1,5) OBP: 0.271, SLG: 0.313	P6		F8		F7			G1-3		4	0	0	0	0	0	3					
Scott Hatteberg, L (1,3) OBP: 0.339, SLG: 0.370	P6				K			K		4	0	0	0	0	3	2					
23 Bobby Kielty, S (1,10)			K		K					4	0	0	0	0	3	0					
14 Mark Ellis, R (1,4) OBP: 0.350, SLG: 0.358										4	0	2	0	0	0	0					
Eric Byrnes, R (1,7) OBP: 0.333, SLG: 0.408										2	0	0	0	1	0	1					
Nick Swisher, S (1,9) OBP: 0.280, SLG: 0.345										3	0	0	0	1	2	3					
Marco Scutaro, R (1,6) OBP: 0.340, SLG: 0.378										4	1	1	1	0	0	2					
<b>Inning Stats</b>	R: 0 E: 0 K: 0 S: 9	H: 0 LOB: 1 BB: 1 P: 17	R: 0 E: 0 K: 1 S: 9	H: 1 LOB: 1 BB: 0 P: 14	R: 0 E: 0 K: 0 S: 9	H: 1 LOB: 1 BB: 0 P: 12	R: 0 E: 0 K: 3 S: 13	H: 1 LOB: 2 BB: 1 P: 23	R: 0 E: 0 K: 0 S: 7	H: 0 LOB: 0 BB: 0 P: 10	R: 0 E: 0 K: 1 S: 8	H: 0 LOB: 0 BB: 0 P: 12	R: 1 E: 0 K: 1 S: 11	H: 2 LOB: 1 BB: 1 P: 17	R: 0 E: 0 K: 0 S: 11	H: 0 LOB: 2 BB: 1 P: 25	1B: 3 2B: 1 3B: 0 HR: 1	SF: 0 SAC: 0 DP: 0 HBP: 1	WP: 0 PB: 0 SB: 1 CS: 0	PA: 36	
<b>PITCHER</b>	IP	WLS	BF	H	R	ER	SO	BB	IBB	HBP	BLK	WP	HR	S	P	ERA	WHIP				
Hideo Nomo, R (1,1) ERA: 6.0	7.1	W	29	5	1	1	7	2	0	0	0	0	1	70	105	1.23	0.955				
Trey Miller, L (8,1) ERA: 3.65	0.2	H	2	0	0	0	1	0	0	0	0	0	0	4	8	0.00	0.000				
Danys Baez, R (9,1) ERA: 2.42	1.0	S	5	0	0	0	0	1	0	1	0	0	0	11	25	0.00	1.000				



Batter	1	2	3	4	5	6	7	8	9	AB	R	H	RBI	BB	SO	LOB	BOTTOM				
13 Carl Crawford, L (1,7) OBP: 0.304, SLG: 0.418				G4-3						3	1	2	1	0	0	0	<b>Oakland Athletics @ Tampa Bay Devil Rays</b> Tropicana Field, St. Petersburg, FL Thu May 26 2005, 4:15 PM EDT Att: 8,847 - Dome - 72 F <a href="http://livebaseballscorecards.com">livebaseballscorecards.com</a>				
Julio Lugo, R (1,6) OBP: 0.325, SLG: 0.369										3	0	1	1	0	0	1					
Aubrey Huff, L (1,9) OBP: 0.335, SLG: 0.354										3	0	0	0	0	0	1					
Travis Lee, L (1,3) OBP: 0.344, SLG: 0.356										3	0	0	0	0	1	0					
Josh Phelps, R (1,10) OBP: 0.338, SLG: 0.442										3	0	0	0	0	2	0					
3 Jorge Cantu, R (1,5) OBP: 0.290, SLG: 0.417										3	0	0	0	0	1	0					
Damon Hollins, R (1,8) OBP: 0.372, SLG: 0.583										3	0	0	0	0	0	0					
Charles Johnson, R (1,2) OBP: 0.348, SLG: 0.333										3	0	0	0	0	1	0					
Nick Green, R (1,4) OBP: 0.393, SLG: 0.441										3	1	1	0	0	1	0					
<b>Inning Stats</b>	R: 0 E: 0 K: 0 S: 9	H: 1 LOB: 0 BB: 0 P: 12	R: 0 E: 0 K: 2 S: 9	H: 0 LOB: 0 BB: 0 P: 16	R: 0 E: 0 K: 0 S: 7	H: 0 LOB: 0 BB: 0 P: 12	R: 0 E: 0 K: 0 S: 7	H: 0 LOB: 0 BB: 0 P: 11	R: 0 E: 0 K: 1 S: 7	H: 0 LOB: 0 BB: 0 P: 12	R: 2 E: 0 K: 0 S: 12	H: 3 LOB: 1 BB: 0 P: 19	R: 0 E: 0 K: 1 S: 5	H: 0 LOB: 0 BB: 0 P: 7	R: 0 E: 0 K: 2 S: 10	H: 0 LOB: 0 BB: 0 P: 11	1B: 3 2B: 0 3B: 1 HR: 0	SF: 0 SAC: 0 DP: 1 HBP: 0	WP: 1 PB: 0 SB: 1 CS: 0	PA: 27	
<b>PITCHER</b>	IP	WLS	BF	H	R	ER	SO	BB	IBB	HBP	BLK	WP	HR	S	P	ERA	WHIP				
Dan Haren, R (1,1) ERA: 4.87	7.0	L	24	4	2	2	4	4	2	2	4	1	0	56	89	2.57	0.571				
20 Huston Street, R (8,1) ERA: 1.8	1.0		3	0	0	0	2	0	0	0	0	0	0	10	11	0.00	0.000				



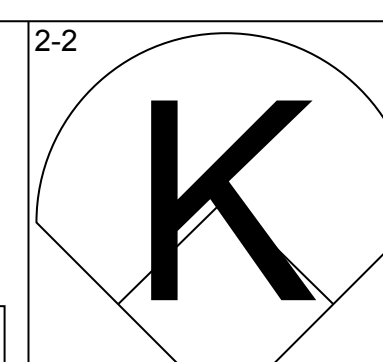
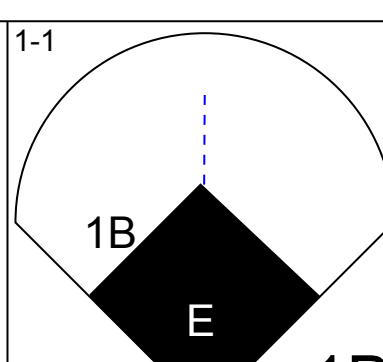
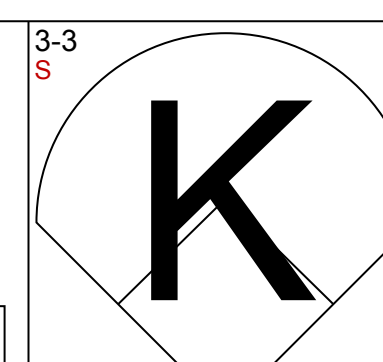
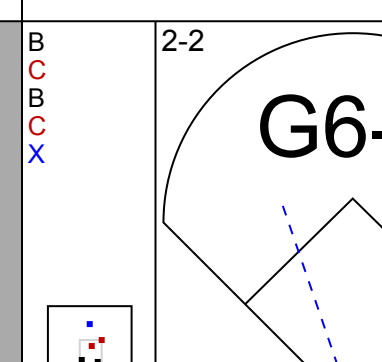
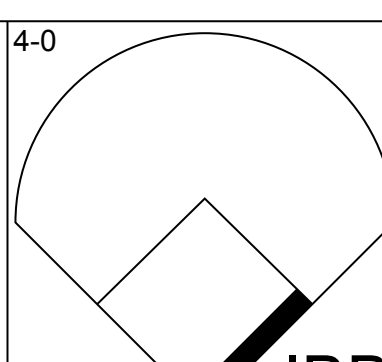
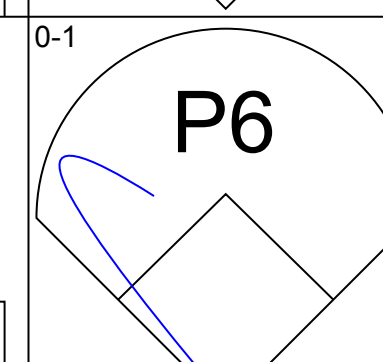
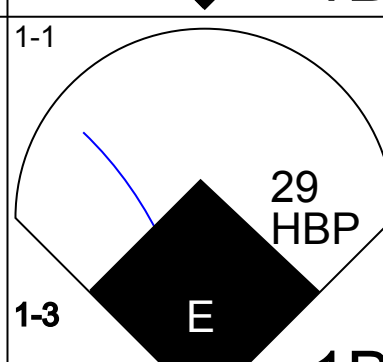
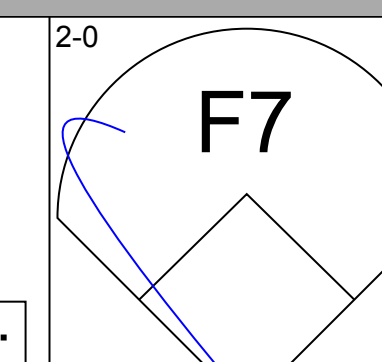
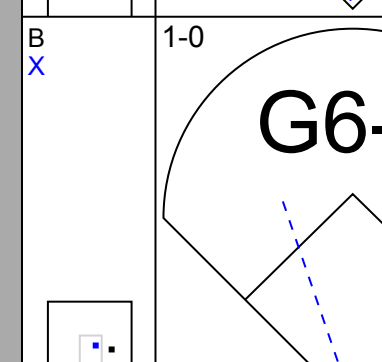
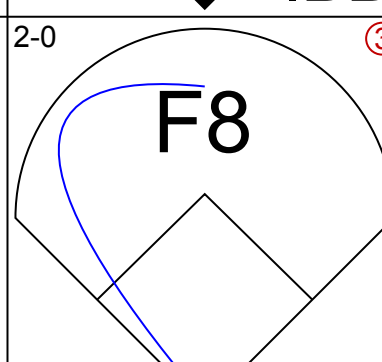
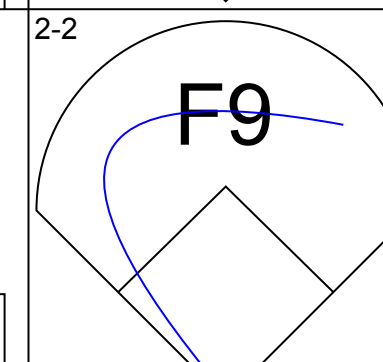
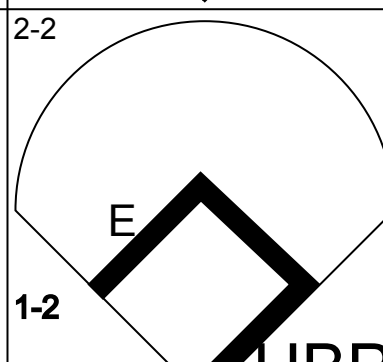
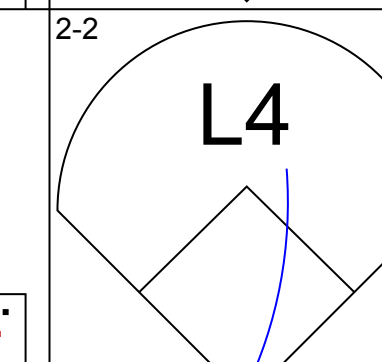
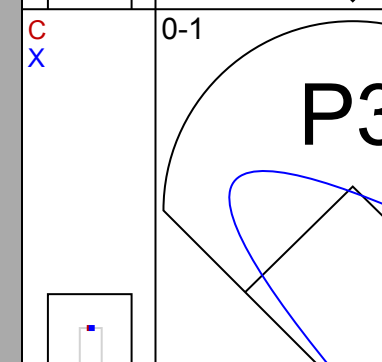
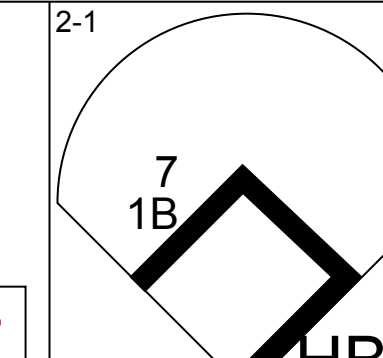
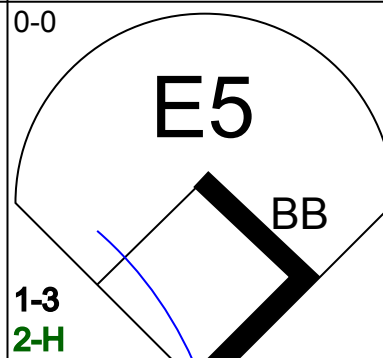
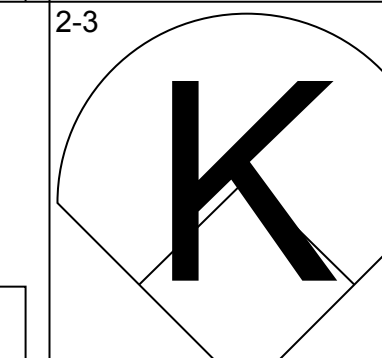
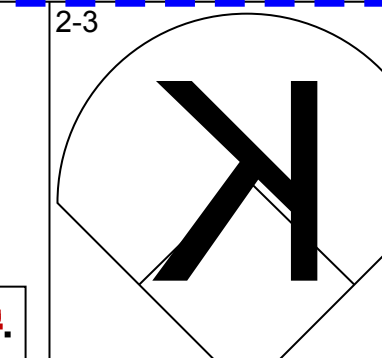
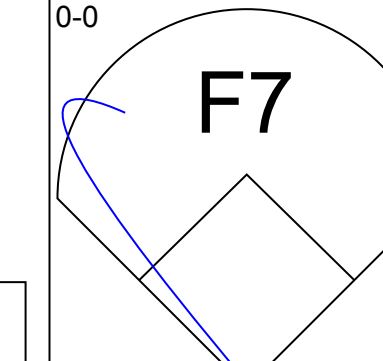
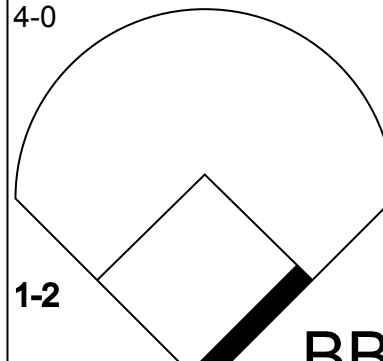
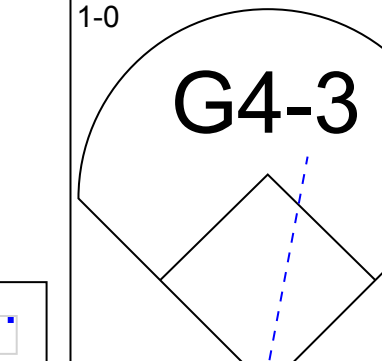
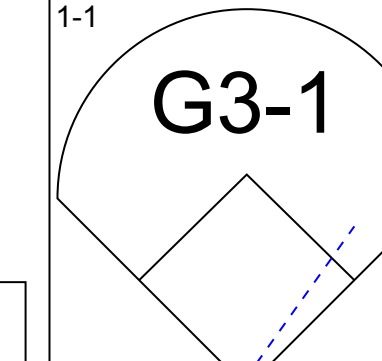
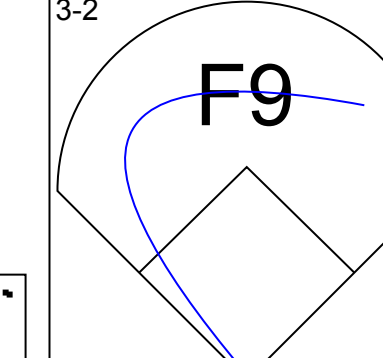
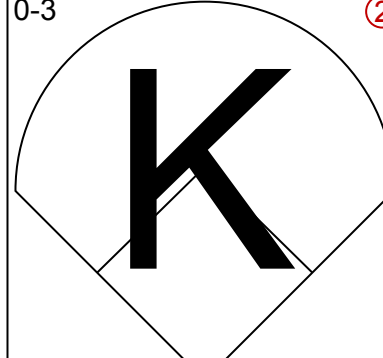
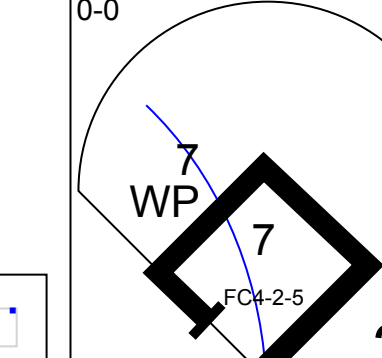
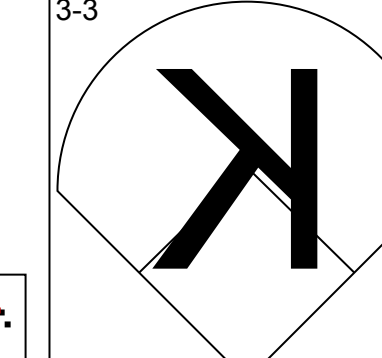
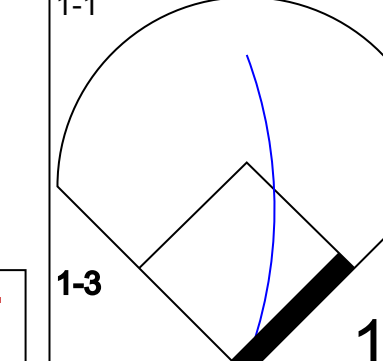
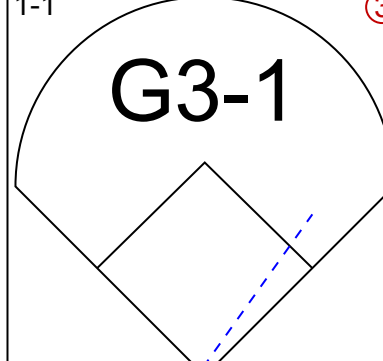
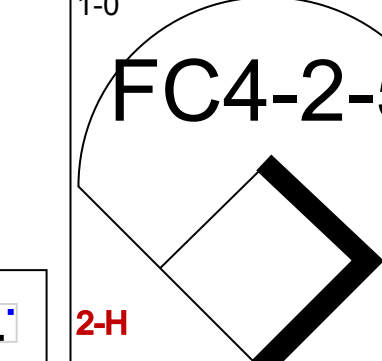
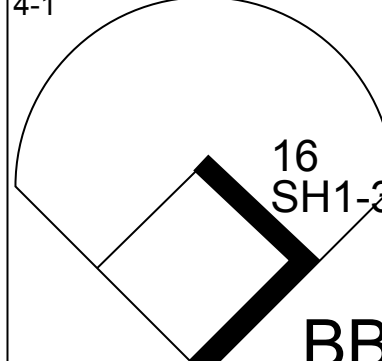
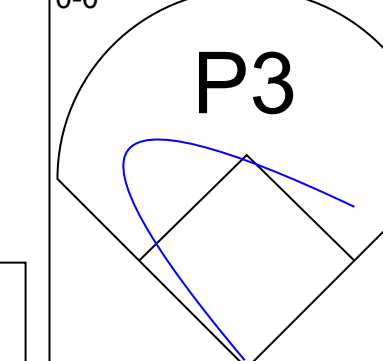
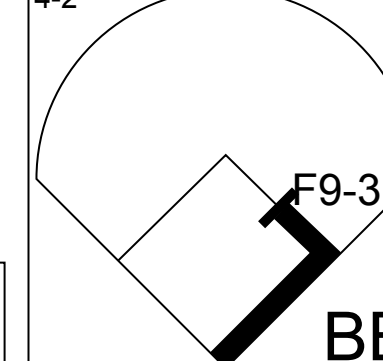
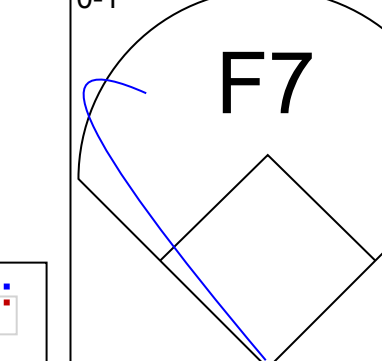
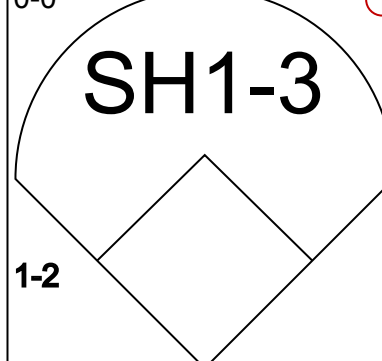
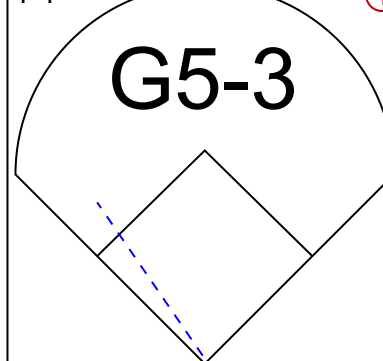
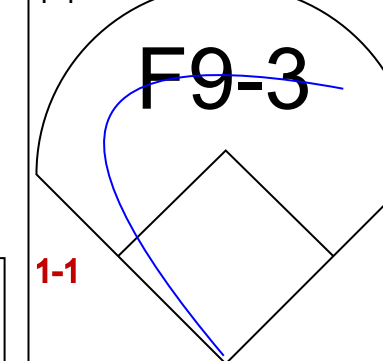
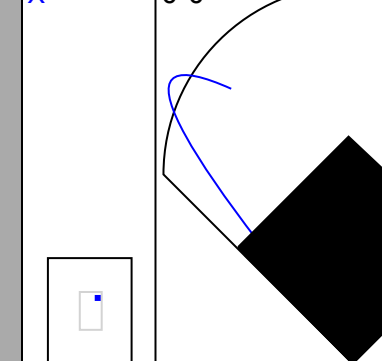
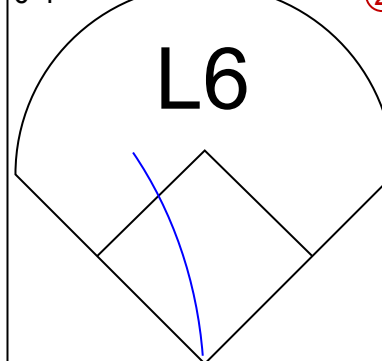


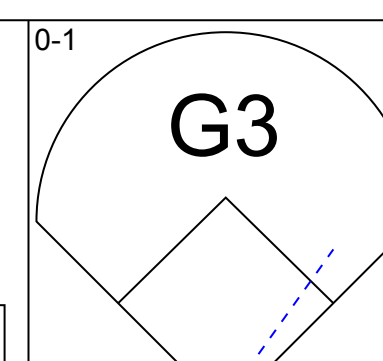
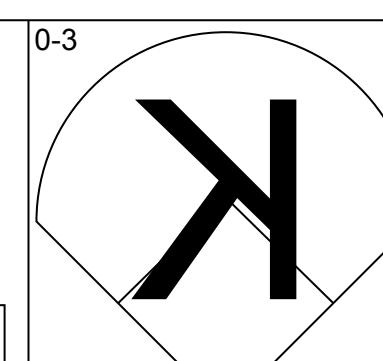
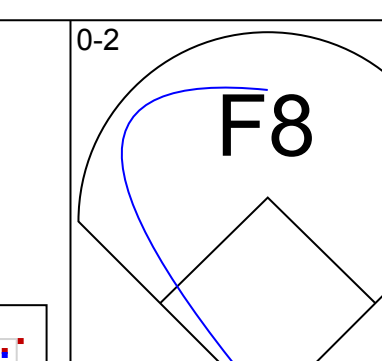
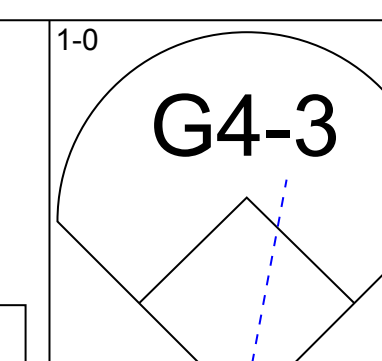
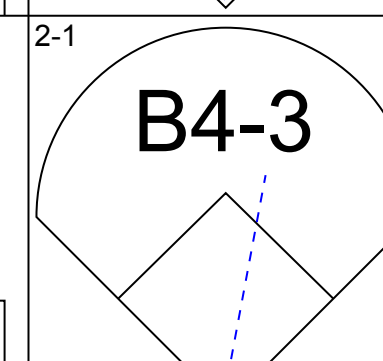
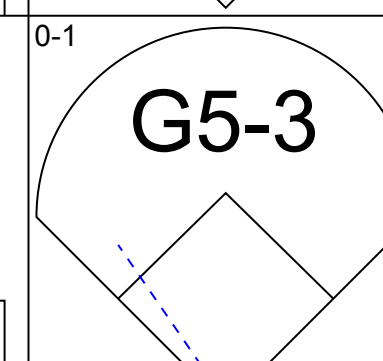
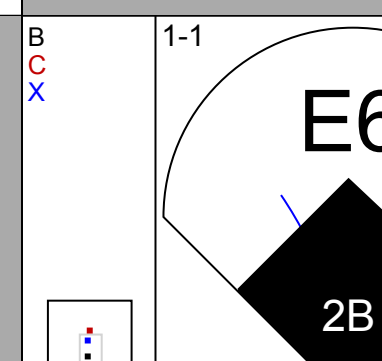
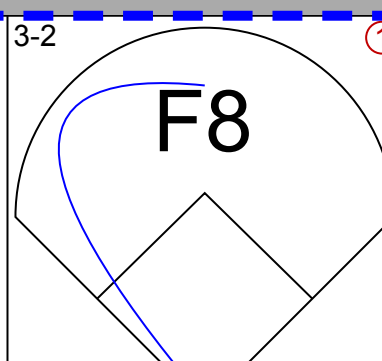
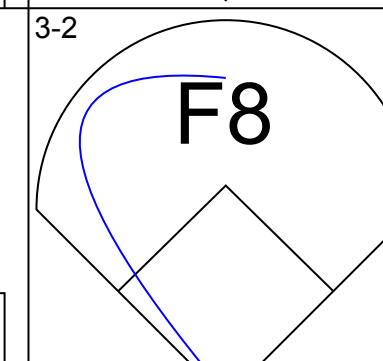
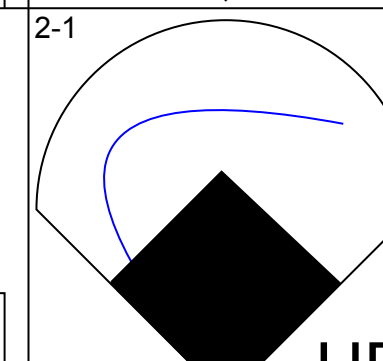
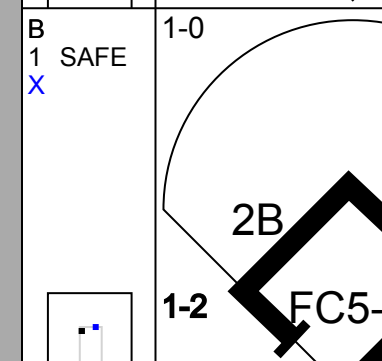
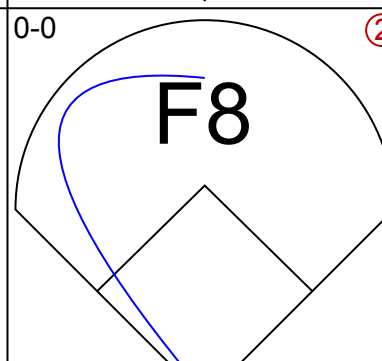
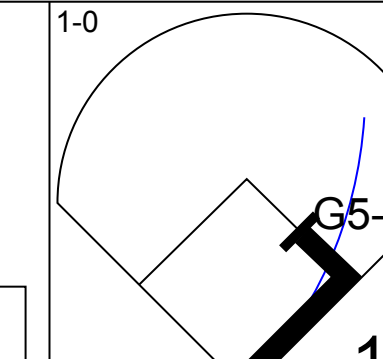
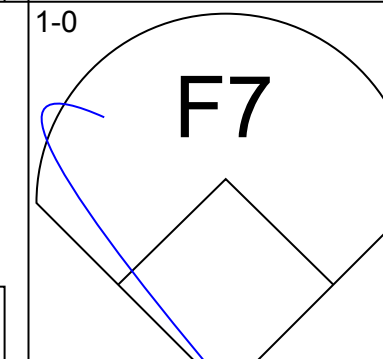
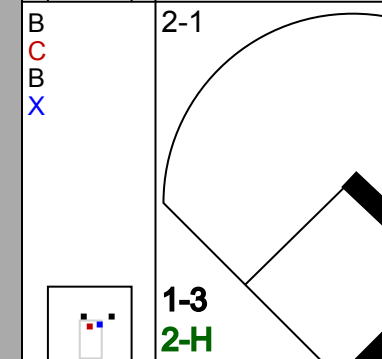
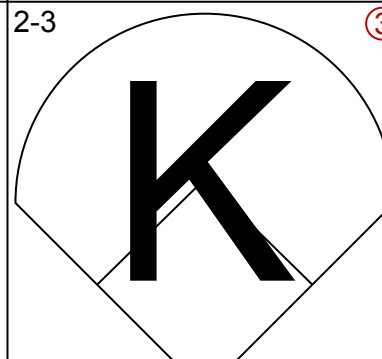
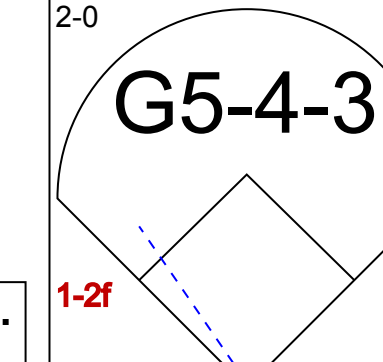
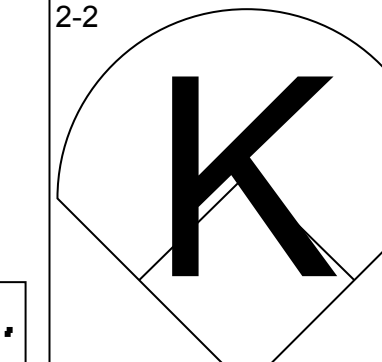
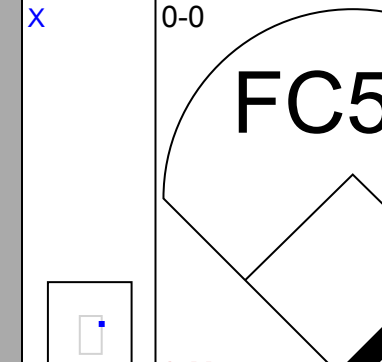
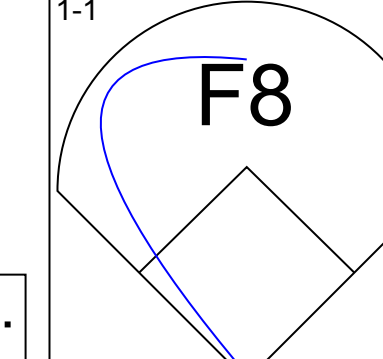
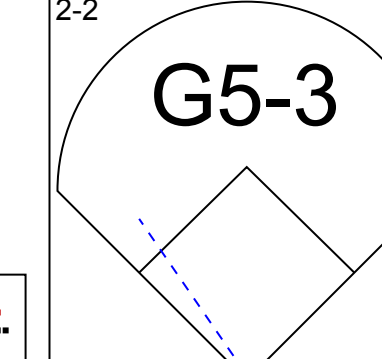
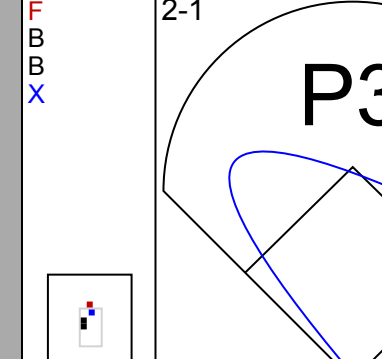
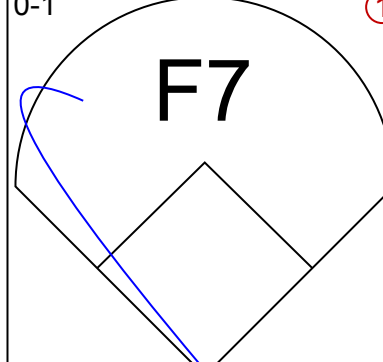
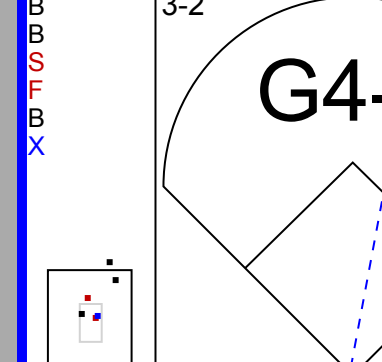

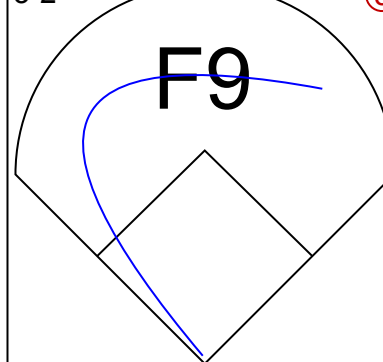
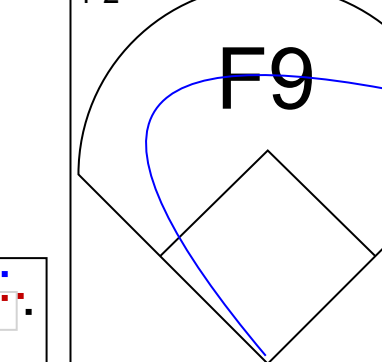
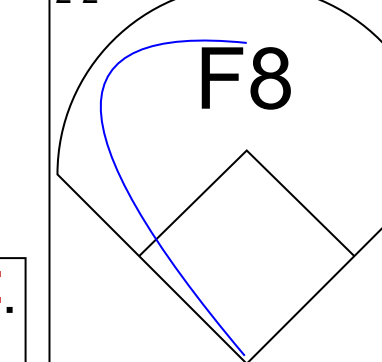
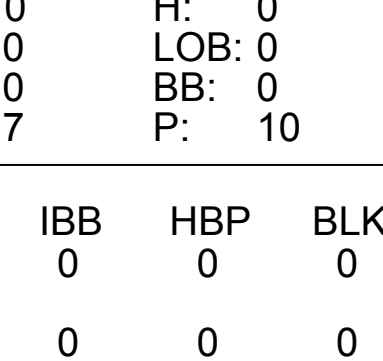
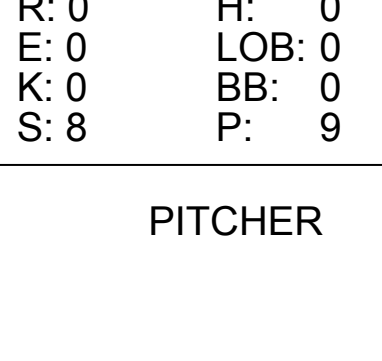
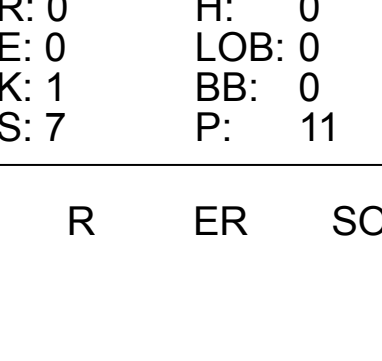
Batter	1	2	3	4	5	6	7	8	9	AB	R	H	RBI	BB	SO	LOB	TOP										
51 Ichiro Suzuki, L (1,9) OBP: 0.371, SLG: 0.456	G6-3		G3			29 1B		G4-3	E5	5	1	1	0	0	0	1	<b>Seattle Mariners @ Tampa Bay Devil Rays</b> Tropicana Field, St. Petersburg, FL Fri May 27 2005, 7:15 PM EDT Att: 10,130 - Dome - 72 F <a href="http://livebaseballscorecards.com">livebaseballscorecards.com</a>										
Randy Winn, S (1,7) OBP: 0.352, SLG: 0.351	G5-3			G1 WP BB		L4-6		E	K	4	1	1	0	1	1	4											
29 Adrián Beltré, R (1,5) OBP: 0.262, SLG: 0.364	G5-3			K		BB 1B		F7		4	0	1	0	0	1	2											
Richie Sexson, R (1,3)		G4-1 G6-3 2B		G1		BB 1B		E BB		3	2	2	1	1	0	1											
Raul Ibanez, L (1,10) OBP: 0.354, SLG: 0.462	G4-1		G4-3		G4-3	BB		E6		3	0	1	2	1	0	2											
Bret Boone, R (1,4) OBP: 0.293, SLG: 0.373	G6-3				F9	F8		F7		4	0	0	1	0	0	4											
7 Jeremy Reed, L (1,8) OBP: 0.343, SLG: 0.355	G1-3				K		16 G6-3 BB		P6	3	0	0	0	1	1	0											
16 Willie Bloomquist, R (1,6) OBP: 0.262, SLG: 0.263			G4-3			1B		G6-3		3	0	1	0	1	0	1											
Miguel Olivo, R (1,2) OBP: 0.174, SLG: 0.236			K						51 E BB	3	0	1	0	0	2	0											
Greg Dobbs, L (9,PH) OBP: 0.172, SLG: 0.241						L4-6 51 1B		K		1	0	0	0	0	1	1											
<b>Inning Stats</b>	R: 0 E: 0 K: 0 S: 8	H: 0 LOB: 0 BB: 0 P: 14	R: 1 E: 0 K: 0 S: 8	H: 1 LOB: 0 BB: 0 P: 14	R: 0 E: 0 K: 1 S: 11	H: 0 LOB: 0 BB: 0 P: 15	R: 0 E: 0 K: 1 S: 9	H: 0 LOB: 1 BB: 1 P: 18	R: 0 E: 0 K: 1 S: 7	H: 1 LOB: 1 BB: 0 P: 11	R: 1 E: 0 K: 0 S: 12	H: 4 LOB: 3 BB: 1 P: 21	R: 0 E: 0 K: 1 S: 8	H: 0 LOB: 0 BB: 1 P: 14	R: 2 E: 1 K: 0 S: 9	H: 2 LOB: 1 BB: 1 P: 21	R: 0 E: 1 K: 2 S: 13	H: 0 LOB: 2 BB: 1 P: 18	1B: 5 2B: 4 3B: 0 HR: 0	SF: 0 SAC: 0 DP: 2 HBP: 0	WP: 1 PB: 0 CS: 0	PA: 38					
<b>PITCHER</b>	IP	WLS	BF	H	R	ER	SO	BB	IBB	HBP	BLK	WP	HR	S	P	ERA	WHIP										
Mark Hendrickson, L (1,1) ERA: 4.32	5.2	W	23	6	2	2	3	2	0	0	0	1	0	54	92	3.18	1.412										
37 Seth McClung, R (6,1) ERA: 10.57	0.1	H	2	0	0	0	0	1	0	0	0	0	0	2	6	0.00	3.000										
Travis Harper, R (7,1) ERA: 6.18	1.2	H	6	1	2	2	1	1	0	0	0	0	0	13	22	10.80	1.200										
Trevor Miller, L (8,1) ERA: 3.65	0.0		1	1	0	0	0	0	0	0	0	0	0	1	3	=	=										
Daryn Baez, R (8,1) ERA: 2.25	1.1	S	6	0	0	0	2	1	0	0	0	0	0	15	23	0.00	0.750										

Batter	1	2	3	4	5	6	7	8	9	AB	R	H	RBI	BB	SO	LOB	BOTTOM										
13 Carl Crawford, L (1,7) OBP: 0.306, SLG: 0.420	E4			SF7		F7	G4-3			4	0	2	1	0	0	3	<b>Seattle Mariners @ Tampa Bay Devil Rays</b> Tropicana Field, St. Petersburg, FL Fri May 27 2005, 7:15 PM EDT Att: 10,130 - Dome - 72 F <a href="http://livebaseballscorecards.com">livebaseballscorecards.com</a>										
Julio Lugo, R (1,6) OBP: 0.317, SLG: 0.359	F9		F9	F8		F9		L4		5	0	0	0	0	0	5											
Aubrey Huff, L (1,9) OBP: 0.326, SLG: 0.343	G4-3		P5			P6		K		5	0	0	0	0	2	3											
Damon Hollins, R (9,8) OBP: 0.372, SLG: 0.583	G4-3							K		0	0	0	0	0	0	0											
Travis Lee, L (1,3) OBP: 0.366, SLG: 0.382		S		FC6-4		1B 3 1B BB		K		2	2	1	0	3	1	0											
Josh Phelps, R (1,10) OBP: 0.349, SLG: 0.470			FC6-4			3 1B BB		HR		3	2	2	2	0	0	2											
3 Jorge Cantu, R (1,5) OBP: 0.295, SLG: 0.419	G6-3			P4		1B		1B		4	0	2	1	0	0	3											
Alex Sanchez, L (1,8) OBP: 0.387, SLG: 0.477		G4-3		1B 13 SF7 BB		1B		1B		3	1	2	1	1	0	0											
Toby Hall, R (1,2) OBP: 0.353, SLG: 0.452		F9				1B		B5		4	0	1	0	0	1	4											
Nick Green, R (1,4) OBP: 0.397, SLG: 0.438			K			1B		K		3	0	1	0	1	2	2											
<b>Inning Stats</b>	R: 0 E: 1 K: 0 S: 16	H: 1 LOB: 3 BB: 1 P: 28	R: 0 E: 0 K: 1 S: 13	H: 0 LOB: 0 BB: 0 P: 18	R: 0 E: 0 K: 0 S: 8	H: 1 LOB: 2 BB: 1 P: 16	R: 1 E: 0 K: 0 S: 12	H: 1 LOB: 2 BB: 1 P: 25	R: 2 E: 0 K: 2 S: 19	H: 3 LOB: 1 BB: 1 P: 28	R: 0 E: 0 K: 0 S: 8	H: 1 LOB: 1 BB: 0 P: 13	R: 2 E: 0 K: 1 S: 16	H: 4 LOB: 2 BB: 0 P: 20	R: 0 E: 0 K: 2 S: 9	H: 0 LOB: 0 BB: 0 P: 13	1B: 9 2B: 0 3B: 1 HR: 1	SF: 1 SAC: 0 DP: 0 HBP: 1	WP: 0 PB: 0 CS: 1	PA: 40							
<b>PITCHER</b>	IP	WLS	BF	H	R	ER	SO	BB	IBB	HBP	BLK	WP	HR	S	P	ERA	WHIP										
Gil Meche, R (1,1) ERA: 5.09	4.1	L	23	4	3	3	2	5	0	1	0	0	1	23	33	10.80	3.600										
40 Julio Mateo, R (5,1) ERA: 2.45	1.2		10	6	2	2	1	0	0	0	0	0	0	1	1	=	=										
Matt Thornton, L (7,1) ERA: 6.52	0.0		1	1	0	0	0	0	0	0	0	0	0	1	1	=	=										
Jeff Nelson, R (7,1) ERA: 3.0	0.2		2	0	0	0	1	0	0	0	0	0	0	4	5	0.00	0.000										
Ron Villone, L (7,1) ERA: 3.94	1.1		4	0	0	0	2	0	0	0	0	0	0	12	17	0.00	0.000										





Batter	1	2	3	4	5	6	7	8	9	AB	R	H	RBI	BB	SO	LOB	TOP																		
51 Ichiro Suzuki, L (1,9) OBP: 0.372, SLG: 0.452										4	1	1	0	1	2	0	<b>Seattle Mariners @ Tampa Bay Devil Rays</b> Tropicana Field, St. Petersburg, FL Sat May 28 2005, 6:15 PM EDT Att: 13,281 - Dome - 72 F <a href="http://livebaseballscorecards.com">livebaseballscorecards.com</a>																		
Randy Winn, S (1,7) OBP: 0.348, SLG: 0.347										5	1	1	0	0	0	2																			
29 Adrian Beltré, R (1,5) OBP: 0.262, SLG: 0.358										3	0	0	0	0	0	0																			
Richie Sexson, R (1,3)										3	0	0	1	0	2	1																			
Raul Ibanez, L (1,10) OBP: 0.352, SLG: 0.454										3	0	0	0	1	0	1																			
Bret Boone, R (1,4) OBP: 0.292, SLG: 0.376										4	0	1	0	0	2	4																			
7 Jeremy Reed, L (1,8) OBP: 0.346, SLG: 0.354										3	0	1	0	1	0	4																			
16 Willie Bloomquist, R (1,6) OBP: 0.267, SLG: 0.250										2	0	0	0	1	0	3																			
Pat Borders, R (1,2) OBP: 0.273, SLG: 0.500										4	1	1	1	0	0	2																			
<b>Inning Stats</b>	R: 0 E: 0 K: 1 S: 8	H: 0 LOB: 0 BB: 0 P: 12	R: 0 E: 0 K: 0 S: 8	H: 1 LOB: 2 BB: 0 P: 14	R: 2 E: 1 K: 1 S: 14	H: 2 LOB: 3 BB: 1 P: 24	R: 0 E: 0 K: 1 S: 11	H: 0 LOB: 0 BB: 1 P: 19	R: 0 E: 0 K: 1 S: 7	H: 0 LOB: 0 BB: 0 P: 13	R: 0 E: 0 K: 0 S: 5	H: 1 LOB: 1 BB: 0 P: 7	R: 1 E: 0 K: 0 S: 7	H: 1 LOB: 0 BB: 0 P: 10	R: 0 E: 0 K: 2 S: 9	H: 0 LOB: 0 BB: 0 P: 15	R: 0 E: 0 K: 0 S: 5	H: 0 LOB: 2 BB: 2 P: 15	1B: 3 2B: 2 3B: 0 HR: 1	SF: 0 SAC: 1 DP: 1 HBP: 2	WP: 1 PA: 38 CS: 0														
<b>PITCHER</b>	IP WLS BF H R ER SO BB IBB HBP BLK WP HR S P ERA WHIP	IP WLS BF H R ER SO BB IBB HBP BLK WP HR S P ERA WHIP																																	
Casey Fossum, L (1,1) ERA: 3.82	7.0	L	30	5	3	2	4	2	0	2	0	1	1	60	99	2.57	1.000																		
Jesus Colome, R (8,1) ERA: 4.85	2.0		8	0	0	0	2	1	1	0	0	0	0	14	30	0.00	0.500																		

Batter	1	2	3	4	5	6	7	8	9	AB	R	H	RBI	BB	SO	LOB	BOTTOM																		
13 Carl Crawford, L (1,7) OBP: 0.301, SLG: 0.411										4	0	0	0	0	1	0	<b>Seattle Mariners @ Tampa Bay Devil Rays</b> Tropicana Field, St. Petersburg, FL Sat May 28 2005, 6:15 PM EDT Att: 13,281 - Dome - 72 F <a href="http://livebaseballscorecards.com">livebaseballscorecards.com</a>																		
Julio Lugo, R (1,6) OBP: 0.311, SLG: 0.352										4	1	0	0	0	0	0																			
Aubrey Huff, L (1,9) OBP: 0.330, SLG: 0.365										4	1	2	1	0	0	0																			
Travis Lee, L (1,3) OBP: 0.371, SLG: 0.398										4	0	2	1	0	1	0																			
Josh Phelps, R (1,10) OBP: 0.342, SLG: 0.459										3	0	0	0	0	1	3																			
Nick Green, R (1,4) OBP: 0.387, SLG: 0.426										3	0	0	0	0	0	2																			
Alex Sanchez, L (1,8) OBP: 0.360, SLG: 0.469										2	0	0	0	0	0	0																			
Eduardo Perez, R (7,PH) OBP: 0.317, SLG: 0.455										1	0	0	0	0	0	2																			
Damon Hollins, R (8,8) OBP: 0.372, SLG: 0.583										0	0	0	0	0	0	0																			
Toby Hall, R (1,2) OBP: 0.346, SLG: 0.442										3	0	0	0	0	1	0																			
Alex Gonzalez, R (1,5) OBP: 0.289, SLG: 0.352										2	0	0	0	0	0	0																			
3 Jorge Cantu, R (8,PH) OBP: 0.293, SLG: 0.416										1	0	0	0	0	0	0																			
<b>Inning Stats</b>	R: 0 E: 0 K: 0 S: 7	H: 0 LOB: 0 BB: 0 P: 12	R: 0 E: 0 K: 0 S: 4	H: 1 LOB: 0 BB: 0 P: 8	R: 0 E: 0 K: 0 S: 7	H: 0 LOB: 0 BB: 0 P: 10	R: 1 E: 0 K: 1 S: 9	H: 1 LOB: 0 BB: 0 P: 12	R: 0 E: 0 K: 1 S: 9	H: 0 LOB: 0 BB: 0 P: 15	R: 0 E: 0 K: 0 S: 8	H: 0 LOB: 0 BB: 0 P: 9	R: 1 E: 1 K: 0 S: 11	H: 2 LOB: 2 BB: 0 P: 20	R: 0 E: 0 K: 1 S: 7	H: 0 LOB: 0 BB: 0 P: 11	R: 0 E: 0 K: 1 S: 8	H: 0 LOB: 0 BB: 0 P: 13	1B: 2 2B: 1 3B: 0 HR: 1	SF: 0 SAC: 0 DP: 1 HBP: 0	WP: 0 PA: 31 CS: 0														
<b>PITCHER</b>	IP WLS BF H R ER SO BB IBB HBP BLK WP HR S P ERA WHIP	IP WLS BF H R ER SO BB IBB HBP BLK WP HR S P ERA WHIP																																	
Aaron Sele, R (1,1) ERA: 4.24	6.2	W	24	4	2	1	2	0	0	0	0	0	0	3	6	0.00	0.000																		
Ron Villone, L (7,1) ERA: 3.86	0.1	H	1	0	0	0	0	0	0	0	0	0	0	3	6	0.00	0.000																		
Jeff Nelson, R (8,1) ERA: 2.81	1.0	H	3	0	0	0	1	0	0	0	0	0	0	7	11	0.00	0.000																		
Eddie Guardado, L (9,1) ERA: 2.0	1.0	S	3	0	0	0	1	0	0	0	0	0	0	8	13	0.00	0.000																		








Batter	1	2	3	4	5	6	7	8	9	10	11	AB	R	H	RBI	BB	SO	LOB	TOP			
13 Carl Crawford, L OBP: 0.308, SLG: 0.411	F8	K			1B		G4-3		1B		G4-3	6	1	2	0	0	1	2				
Julio Lugo, R OBP: 0.321, SLG: 0.365	BLK	1B			1B				G6-3			4	0	3	1	1	0	2				
Aubrey Huff, L OBP: 0.324, SLG: 0.358	K				G4-3		F8			K		5	0	1	1	0	2	2				
Travis Lee, L OBP: 0.360, SLG: 0.382	F9				G4-3				F9		1B	5	0	1	0	0	0	2				
Josh Phelps, R OBP: 0.340, SLG: 0.441		FC6-4			K				K		P4	3	0	0	0	2	2	2				
3 Jorge Cantu, R OBP: 0.289, SLG: 0.439		FC6-4			G4-3				F8		1B	5	1	1	0	0	1	2				
Damon Hollins, R OBP: 0.368, SLG: 0.600		HR			P4				K		K	5	1	1	2	0	3	2				
Toby Hall, R OBP: 0.343, SLG: 0.436		HR			F7				F7			4	1	1	0	0	1	0				
Alex Sanchez, L OBP: 0.377, SLG: 0.465		BB									K	1	0	0	0	0	1	0				
Charles Johnson, R OBP: 0.360, SLG: 0.317		1B										0	0	0	0	0	0	0				
Nick Green, R OBP: 0.366, SLG: 0.417	1B				K				G5-3		K	3	0	0	0	2	2	0				
<b>Inning Stats</b>	R: 0 E: 0 K: 1 S: 9	H: 1 LOB: 1 BB: 0 P: 13	R: 3 E: 0 K: 1 S: 20	H: 3 LOB: 2 BB: 2 P: 34	R: 0 E: 0 K: 0 S: 9	H: 0 LOB: 1 BB: 1 P: 16	R: 0 E: 0 K: 1 S: 8	H: 0 LOB: 0 BB: 0 P: 9	R: 1 E: 0 K: 1 S: 10	H: 3 LOB: 1 BB: 1 P: 20	R: 0 E: 0 K: 3 S: 10	H: 0 LOB: 0 BB: 0 P: 13	R: 0 E: 0 K: 1 S: 16	H: 1 LOB: 2 BB: 1 P: 28	R: 0 E: 0 K: 2 S: 13	H: 2 LOB: 2 BB: 0 P: 21	R: 0 E: 0 K: 2 S: 9	H: 0 LOB: 0 BB: 0 P: 13	1B: 7 2B: 2 3B: 0 HR: 1	SF: 0 SAC: 0 DP: 0 HBP: 0	WP: 0 PB: 0 SB: 1 CS: 0	PA: 46
<b>PITCHER</b>	IP WLS BF H R ER SO BB IBB HBP BLK WP HR S P ERA WHIP											IP WLS BF H R ER SO BB IBB HBP BLK WP HR S P ERA WHIP										
Joe Blanton, R ERA: 6.96	4.2	2	8	0	0	0	4	1	0	0	0	0	0	0	22	35	0.00	0.429				
Keiichi Yabu, R ERA: 3.07	2.1	8	0	0	0	0	4	1	0	0	0	0	0	0	14	25	0.00	0.600				
5B Justin Duchschere, R ERA: 1.13	1.2	6	0	0	0	2	1	0	0	0	0	0	0	0	14	25	0.00	0.600				
Ricardo Rincon, L ERA: 3.6	0.2	4	2	0	0	1	0	0	0	0	0	0	0	0	14	22	0.00	3.000				
20 Huston Street, R ERA: 1.95	1.2	W	6	1	0	0	3	0	0	0	0	0	0	0	16	24	0.00	0.600				

Tampa Bay Devil Rays @ Oakland Athletics  
McAfee Coliseum, Oakland, CA  
Mon May 30 2005, 9:05 PM EDT  
Att. 25,921 - Clear - 68 F

livebaseballscorecards.com

AB 41  
R 4  
H 10  
RBI 4  
BB 5  
SO 13  
LOB 14




Batter	1	2	3	4	5	6	7	8	9	10	11	AB	R	H	RBI	BB	SO	LOB	BOTTOM			
Jason Kendall, R OBP: 0.317, SLG: 0.285	F9		K		BB			E6	1B		FC5-2-6	5	1	1	1	1	1	2				
21 Mark Kotsay, L OBP: 0.349, SLG: 0.388	G5-3		F7		L7			2B	BB		1B	5	1	2	1	1	0	1				
23 Bobby Kielty, S OBP: 0.391, SLG: 0.416	HR				G6-3			G3	F8			4	1	1	2	1	0	4				
3 Eric Chavez, L OBP: 0.282, SLG: 0.325	K				1B			FC4-6	BB		F8	5	0	2	1	0	1	1				
Eric Byrnes, R OBP: 0.341, SLG: 0.349					F8			BB			L7	1	0	0	0	1	0	1				
Scott Hatteberg, L OBP: 0.351, SLG: 0.370								G3-6-3	BB			2	0	0	0	0	0	1				
29 Dan Johnson, L OBP: 0.294, SLG: 0.077		G6-3			BB			G3-6-3			F8	4	0	0	0	1	1	3				
7 Bobby Crosby, R OBP: 0.286, SLG: 0.429		2B			FC1-6-4			G1-3			K	5	0	1	0	0	1	2				
Nick Swisher, S OBP: 0.266, SLG: 0.330								P3			1B	4	0	1	0	0	1	1				
Charles Thomas, L OBP: 0.275, SLG: 0.119		K							1B		1B	1	1	1	0	0	0	0				
14 Mark Ellis, R OBP: 0.347					F7				1B		1B	3	0	0	0	0	1	0				
17 Adam Melhuse, S OBP: 0.154, SLG: 0.192											1B	1	0	1	0	0	0	0				
Marco Scutaro, R OBP: 0.333, SLG: 0.381									1B		1B	1	1	1	0	0	0	0				
<b>Inning Stats</b>	R: 1 E: 0 K: 1 S: 14	H: 1 LOB: 0 BB: 0 P: 21	R: 0 E: 0 K: 1 S: 10	H: 1 LOB: 1 BB: 0 P: 16	R: 0 E: 0 K: 1 S: 6	H: 0 LOB: 0 BB: 0 P: 11	R: 0 E: 0 K: 0 S: 10	H: 1 LOB: 2 BB: 1 P: 20	R: 0 E: 0 K: 0 S: 9	H: 0 LOB: 1 BB: 1 P: 15	R: 2 E: 1 K: 0 S: 12	H: 2 LOB: 0 BB: 0 P: 22	R: 1 E: 0 K: 2 S: 20	H: 3 LOB: 3 BB: 1 P: 32	R: 0 E: 0 K: 0 S: 5	H: 0 LOB: 0 BB: 0 P: 12	R: 1 E: 0 K: 0 S: 16	H: 3 LOB: 2 BB: 0 P: 21	1B: 8 2B: 2 3B: 0 HR: 1	SF: 0 SAC: 0 DP: 3 HBP: 1	WP: 0 PB: 0 SB: 0 CS: 0	PA: 47
<b>PITCHER</b>	IP WLS BF H R ER SO BB IBB HBP BLK WP HR S P ERA WHIP											IP WLS BF H R ER SO BB IBB HBP BLK WP HR S P ERA WHIP										
19 Scott Kazmir, L ERA: 3.82	7.0	3	3	1	0	0	4	0	0	0	0	0	0	0	8	16	27.00	3.000				
Jesus Colome, R ERA: 5.4	0.0	H	3	1	0	0	0	0	0	0	0	0	0	0	2	2						
Trevor Miller, L ERA: 3.65	0.0	1	1	0	0	0	0	0	0	0	0	0	0	0	2	4	0.00	0.000				
Lance Carter, R ERA: 3.9	0.2	H	1	0	0	0	0	0	0	0	0	0	0	0	2	4	0.00	0.000				
Danys Baez, R ERA: 2.45	1.0	B	7	3	1	1	2	1	0	0	0	0	0	0	20	32	9.00	4.000				

Tampa Bay Devil Rays @ Oakland Athletics  
McAfee Coliseum, Oakland, CA  
Mon May 30 2005, 9:05 PM EDT  
Att. 25,921 - Clear - 68 F

livebaseballscorecards.com

AB 41  
R 5  
H 11  
RBI 5  
BB 5  
SO 6  
LOB 16





Batter	1	2	3	4	5	6	7	8	9	AB	R	H	RBI	BB	SO	LOB	TOP					
13 Carl Crawford, L OBP: 0.304, SLG: 0.405 Eduardo Perez, R OBP: 0.323, SLG: 0.456	F8		G3			B3			G6-4-3 1B	3	0	0	0	0	0	0						
Julio Lugo, R OBP: 0.315, SLG: 0.358	K		K			G6-3			G6-4-3	4	0	0	0	0	2	1						
Travis Lee, L OBP: 0.347, SLG: 0.368	K			F9		G1-3			P4	4	0	0	0	0	1	0						
Josh Phelps, R OBP: 0.333, SLG: 0.432		K		K		G5-3				3	0	0	0	0	2	0						
Aubrey Huff, L OBP: 0.319, SLG: 0.352 Damon Hollins, R OBP: 0.368, SLG: 0.600	F9		F7			F8				3	0	0	0	0	0	0						
3 Jorge Cantu, R OBP: 0.306, SLG: 0.443		2B							F9	3	1	2	0	0	0	0						
Alex Sanchez, L OBP: 0.376, SLG: 0.470		1B				B3			F8	3	0	1	1	0	0	1						
Toby Hall, R OBP: 0.343, SLG: 0.434		2B				L5				3	0	1	0	0	0	1						
Nick Green, R OBP: 0.387, SLG: 0.407				G1-3		G5-3			F9	3	0	0	0	0	0	1						
<b>Inning Stats</b>	R: 0 E: 0 K: 2 S: 7	H: 0 LOB: 0 BB: 0 P: 10	R: 1 E: 0 K: 1 S: 12	H: 2 LOB: 1 BB: 0 P: 19	R: 0 E: 0 K: 1 S: 7	H: 0 LOB: 0 BB: 0 P: 11	R: 0 E: 0 K: 1 S: 8	H: 0 LOB: 0 BB: 0 P: 15	R: 0 E: 0 K: 0 S: 4	H: 1 LOB: 0 BB: 0 P: 7	R: 0 E: 0 K: 0 S: 4	H: 0 LOB: 0 BB: 0 P: 8	R: 0 E: 0 K: 0 S: 7	H: 0 LOB: 0 BB: 0 P: 11	R: 0 E: 0 K: 0 S: 8	H: 1 LOB: 1 BB: 0 P: 11	R: 0 E: 0 K: 0 S: 4	H: 1 LOB: 0 BB: 0 P: 6	1B: 4 2B: 2 3B: 0 HR: 0	SF: 0 SAC: 0 DP: 2 HBP: 0	WP: 0 PB: 0 SB: 0 CS: 0	PA: 30
<b>PITCHER</b> Dan Haren, R ERA: 4.34	IP: 9.0 WLS: W BF: 30 H: 5 R: 1 ER: 1 SO: 5 BB: 0 IBB: 0 HBP: 0 BLK: 0 WP: 0 HR: 0 S: 61 P: 98 ERA: 1.00 WHIP: 0.556															<b>PITCHER</b>	IP: 9.0 WLS: W BF: 30 H: 5 R: 1 ER: 1 SO: 5 BB: 0 IBB: 0 HBP: 0 BLK: 0 WP: 0 HR: 0 S: 61 P: 98 ERA: 1.00 WHIP: 0.556					

**Tampa Bay Devil Rays @ Oakland Athletics**  
McAfee Coliseum, Oakland, CA  
Tue May 31 2005, 10:05 PM EDT  
Att: 11,702 - Clear - 67 F

livebaseballscores.com

AB	30
R	1
H	5
RBI	1
BB	0
SO	5
LOB	4




Batter	1	2	3	4	5	6	7	8	9	AB	R	H	RBI	BB	SO	LOB	BOTTOM			
Jason Kendall, R OBP: 0.324, SLG: 0.295	2B	G6-4-3		BB		F9	1B			4	1	2	1	1	0	2				
Marco Scutaro, R OBP: 0.326, SLG: 0.371	L7		G4-3	BB		P2	K			4	0	0	0	1	1	2				
21 Mark Kotsay, L OBP: 0.350, SLG: 0.385	K		F8	BB		G4-3				4	0	1	2	1	1	2				
3 Eric Chavez, L OBP: 0.276, SLG: 0.317	L4		K			F9			F8	5	0	0	0	0	1	4				
29 Dan Johnson, L OBP: 0.364, SLG: 0.235		G3		P6			BB		F8	4	2	2	0	1	0	0				
Scott Hatteberg, L OBP: 0.352, SLG: 0.367		G3		BB		F8	BB		G3	4	1	1	0	1	0	2				
7 Bobby Crosby, R OBP: 0.455, SLG: 0.444		BB		BB		E8				2	3	1	1	2	0	2				
23 Bobby Kielty, S OBP: 0.401, SLG: 0.417 Charles Thomas, L OBP: 0.275, SLG: 0.119		BB		FC4-6		G3				2	1	1	1	2	0	2				
Nick Swisher, S OBP: 0.274, SLG: 0.356		BB		FC4-6		P2				4	2	2	4	0	0	4				
<b>Inning Stats</b>	R: 0 E: 0 K: 1 S: 10	H: 1 LOB: 1 BB: 0 P: 14	R: 2 E: 0 K: 0 S: 16	H: 3 LOB: 1 BB: 1 P: 29	R: 0 E: 0 K: 1 S: 7	H: 0 LOB: 0 BB: 0 P: 10	R: 4 E: 0 K: 0 S: 16	H: 3 LOB: 2 BB: 3 P: 34	R: 0 E: 0 K: 0 S: 7	H: 0 LOB: 1 BB: 2 P: 21	R: 0 E: 0 K: 0 S: 7	H: 0 LOB: 1 BB: 1 P: 16	R: 4 E: 0 K: 1 S: 25	H: 3 LOB: 1 BB: 2 P: 40	R: 0 E: 0 K: 0 S: 4	H: 0 LOB: 0 BB: 0 P: 7	1B: 7 2B: 2 3B: 1 HR: 0	SF: 0 SAC: 0 DP: 1 HBP: 0	WP: 1 PB: 1 SB: 0 CS: 0	PA: 42
<b>PITCHER</b> Hideo Nomo, R ERA: 6.52 37 Seth McClung, R ERA: 11.09 54 Chad Orvella, R ERA:	IP: 4.0 WLS: L BF: 23 H: 7 R: 6 ER: 6 SO: 2 BB: 5 IBB: 0 HBP: 0 BLK: 0 WP: 1 HR: 0 S: 50 P: 92 ERA: 13.50 WHIP: 3.000															<b>PITCHER</b>	IP: 4.0 WLS: L BF: 23 H: 7 R: 6 ER: 6 SO: 2 BB: 5 IBB: 0 HBP: 0 BLK: 0 WP: 1 HR: 0 S: 50 P: 92 ERA: 13.50 WHIP: 3.000			

**Tampa Bay Devil Rays @ Oakland Athletics**  
McAfee Coliseum, Oakland, CA  
Tue May 31 2005, 10:05 PM EDT  
Att: 11,702 - Clear - 67 F

livebaseballscores.com

AB	33
R	10
H	10
RBI	9
BB	9
SO	3
LOB	20





Batter	1	2	3	4	5	6	7	8	9	AB	R	H	RBI	BB	SO	LOB	TOP				
<b>13 Carl Crawford, L</b> OBP: 0.302, SLG: 0.401										5	1	1	0	0	1	3					
<b>Julio Lugo, R</b> OBP: 0.319, SLG: 0.361										4	0	2	0	0	0	2					
<b>Damon Hollins, R</b> OBP: 0.374, SLG: 0.595										4	0	2	2	0	1	1					
<b>Aubrey Huff, L</b> OBP: 0.318, SLG: 0.349										4	0	1	0	0	1	4					
<b>Eduardo Perez, R</b> OBP: 0.318, SLG: 0.459										4	0	1	0	0	0	3					
<b>Nick Green, R</b> OBP: 0.383, SLG: 0.397										3	0	0	0	1	2	3					
<b>Travis Lee, L</b> OBP: 0.336, SLG: 0.355										4	0	0	0	0	0	2					
<b>Toby Hall, R</b> OBP: 0.347, SLG: 0.439										3	1	1	0	1	0	1					
<b>Alex Gonzalez, R</b> OBP: 0.298, SLG: 0.351										4	0	1	0	0	1	1					
<b>Inning Stats</b>	R: 0 E: 0 K: 1 S: 7	H: 0 LOB: 0 BB: 0 P: 11	R: 0 E: 0 K: 0 S: 9	H: 1 LOB: 1 BB: 1 P: 19	R: 1 E: 0 K: 0 S: 11	H: 2 LOB: 2 BB: 1 P: 21	R: 0 E: 0 K: 0 S: 9	H: 1 LOB: 1 BB: 0 P: 14	R: 0 E: 0 K: 1 S: 9	H: 0 LOB: 0 BB: 0 P: 10	R: 0 E: 0 K: 1 S: 9	H: 0 LOB: 0 BB: 0 P: 13	R: 1 E: 0 K: 2 S: 12	H: 3 LOB: 2 BB: 0 P: 16	R: 0 E: 0 K: 0 S: 8	H: 1 LOB: 1 BB: 0 P: 13	1B: 7 2B: 2 3B: 0 HR: 0	SF: 0 SAC: 0 DP: 1 HBP: 0	WP: 0 PB: 0 SB: 0 CS: 0	PA: 37	
<b>PITCHER</b>	IP	WLS	BF	H	R	ER	SO	BB	IBB	HBP	BLK	WP	HR	S	P	ERA	WHIP				
<b>Barry Zito, L</b> ERA: 4.52	(1, 1)	7.0	W	27	5	1	1	4	2	0	0	0	0	61	99	1.29	1.000				
<b>Britt Reames, R</b> ERA: 9.53	(8, 1)	1.0		6	3	1	1	2	0	0	0	0	0	12	16	9.00	3.000				
<b>Tim Lincecum, R</b> ERA: 9.0	(9, 1)	1.0		4	1	0	0	0	0	0	0	0	0	8	13	0.00	1.000				

Tampa Bay Devil Rays @ Oakland Athletics  
McAfee Coliseum, Oakland, CA  
Wed Jun 01 2005, 10:05 PM EDT  
Att: 16,246 - Clear - 69 F

AB	35
R	2
H	9
RBI	2
BB	2
SO	6
LOB	20



Batter	1	2	3	4	5	6	7	8	9	AB	R	H	RBI	BB	SO	LOB	BOTTOM				
<b>Jason Kendall, R</b> OBP: 0.325, SLG: 0.298										5	2	2	0	0	0	1					
<b>21 Mark Kotsay, L</b> OBP: 0.352, SLG: 0.392										4	2	2	1	0	0	2					
<b>Charles Thomas, L</b> OBP: 0.269, SLG: 0.116										1	0	0	0	0	0	0					
<b>23 Bobby Kielty, S</b> OBP: 0.404, SLG: 0.420										4	1	2	2	0	0	2					
<b>17 Adam Melhuse, S</b> OBP: 0.148, SLG: 0.185										1	0	0	0	0	1	0					
<b>3 Eric Chavez, L</b> OBP: 0.276, SLG: 0.316										4	2	1	1	0	0	3					
<b>Marco Scutaro, R</b> OBP: 0.327, SLG: 0.368										1	0	0	0	0	0	0					
<b>Eric Byrnes, R</b> OBP: 0.338, SLG: 0.423										4	1	3	4	0	1	0					
<b>29 Dan Johnson, L</b> OBP: 0.346, SLG: 0.238										4	0	1	1	0	0	3					
<b>7 Bobby Crosby, R</b> OBP: 0.467, SLG: 0.538										4	1	2	0	0	0	2					
<b>14 Mark Ellis, R</b> OBP: 0.338, SLG: 0.368										4	1	1	2	0	1	1					
<b>Nick Swisher, S</b> OBP: 0.274, SLG: 0.352										4	1	1	0	0	1	0					
<b>Inning Stats</b>	R: 1 E: 0 K: 0 S: 14	H: 3 LOB: 2 BB: 0 P: 24	R: 6 E: 1 K: 0 S: 20	H: 6 LOB: 1 BB: 0 P: 29	R: 0 E: 0 K: 0 S: 8	H: 0 LOB: 0 BB: 0 P: 14	R: 0 E: 0 K: 0 S: 5	H: 0 LOB: 0 BB: 0 P: 7	R: 0 E: 0 K: 1 S: 18	H: 1 LOB: 1 BB: 0 P: 27	R: 4 E: 0 K: 1 S: 24	H: 5 LOB: 1 BB: 0 P: 37	R: 0 E: 0 K: 1 S: 10	H: 0 LOB: 0 BB: 0 P: 14	R: 0 E: 0 K: 1 S: 8	H: 0 LOB: 0 BB: 0 P: 11	1B: 10 2B: 3 3B: 1 HR: 1	SF: 0 SAC: 0 DP: 0 HBP: 0	WP: 1 PB: 0 SB: 0 CS: 0	PA: 40	
<b>PITCHER</b>	IP	WLS	BF	H	R	ER	SO	BB	IBB	HBP	BLK	WP	HR	S	P	ERA	WHIP				
<b>Mark Hendrickson, L</b> ERA: 5.37	(1, 1)	5.1	L	30	13	10	9	2	0	0	0	0	0	79	121	15.19	2.438				
<b>Jesus Colome, R</b> ERA: 5.4	(6, 1)	1.2		7	2	1	1	1	0	0	0	0	1	20	31	5.40	1.200				
<b>Trever Miller, L</b> ERA: 3.38	(8, 1)	1.0		3	0	0	0	1	0	0	0	0	0	8	11	0.00	0.000				

Tampa Bay Devil Rays @ Oakland Athletics  
McAfee Coliseum, Oakland, CA  
Wed Jun 01 2005, 10:05 PM EDT  
Att: 16,246 - Clear - 69 F

AB	40
R	11
H	15
RBI	11
BB	0
SO	4
LOB	14





Batter	1	2	3	4	5	6	7	8	9	AB	R	H	RBI	BB	SO	LOB	TOP					
13 Carl Crawford, L OBP: 0.308, SLG: 0.405	K2-3		F7				HR	1B		5	2	3	0	0	1	0						
Julio Lugo, R OBP: 0.320, SLG: 0.363	G3-1		F7				F9	1B		4	1	1	0	1	0	3						
Aubrey Huff, L OBP: 0.324, SLG: 0.372	G3-1		G1-6-3				HR	1B		5	1	3	4	0	0	1						
Josh Phelps, R OBP: 0.335, SLG: 0.430	G5-3			L5			HR	1B		5	0	2	0	0	0	3						
Travis Lee, L OBP: 0.339, SLG: 0.345		L7		F7			F7	1B		3	0	0	0	2	0	1						
3 Jorge Cantu, R OBP: 0.308, SLG: 0.447		1B		2B			E6	FC9-6		5	0	2	1	0	0	5						
Nick Green, R OBP: 0.377, SLG: 0.389		1B		K			K	K		5	1	1	0	0	4	7						
Toby Hall, R OBP: 0.342, SLG: 0.438		1B					P4	P6		5	0	1	1	0	0	4						
Alex Sanchez, L OBP: 0.372, SLG: 0.463		K					G4-3	G4-3		4	1	1	0	0	1	2						
<b>Inning Stats</b>	R: 0 E: 0 K: 1 S: 8	H: 1 LOB: 1 BB: 0 P: 12	R: 1 E: 0 K: 1 S: 14	H: 3 LOB: 1 BB: 0 P: 19	R: 0 E: 0 K: 0 S: 9	H: 0 LOB: 0 BB: 0 P: 16	R: 0 E: 0 K: 1 S: 12	H: 1 LOB: 1 BB: 0 P: 20	R: 3 E: 0 K: 0 S: 17	H: 4 LOB: 1 BB: 0 P: 26	R: 0 E: 1 K: 1 S: 15	H: 0 LOB: 1 BB: 0 P: 20	R: 2 E: 0 K: 1 S: 19	H: 2 LOB: 2 BB: 2 P: 34	R: 0 E: 0 K: 0 S: 9	H: 1 LOB: 1 BB: 1 P: 11	R: 0 E: 0 K: 1 S: 12	H: 2 LOB: 3 BB: 1 P: 24	1B: 10 2B: 3 HR: 1	SF: 0 SAC: 0 DP: 0 HBP: 0	WP: 0 PB: 0 CS: 3	PA: 44
<b>PITCHER</b>	IP	WLS	BF	H	R	ER	SO	BB	IBB	HBP	BLK	WP	HR	S	P	ERA	WHIP					
Aaron Sele, R ERA: 4.43	(1, 1)	5.2	L	26	9	4	4	0	0	0	0	0	1	74	112	6.35	1.588					
20 J.J. Putz, R ERA: 3.44	(6, 1)	1.1		8	2	2	2	1	1	0	0	0	0	20	35	13.50	2.250					
Shigetoshi Hasegawa, R ERA: 3.12	(8, 1)	1.0		4	1	0	0	0	0	0	0	0	0	9	11	0.00	1.000					
Matt Thornton, L ERA: 5.64	(9, 1)	1.0		6	2	0	0	1	1	0	0	0	0	12	24	0.00	3.000					

Tampa Bay Devil Rays @ Seattle Mariners  
Safeco Field, Seattle, WA  
Fri Jun 03 2005, 7:05 PM PDT  
Att: 35,344 - Cloudy - 62 F

AB 41  
R 6  
H 14  
RBI 6  
BB 3  
SO 6  
LOB 26



Batter	1	2	3	4	5	6	7	8	9	AB	R	H	RBI	BB	SO	LOB	BOTTOM						
51 Ichiro Suzuki, L OBP: 0.363, SLG: 0.443	G1-3		G4-3				L8			4	0	0	0	0	0	1							
Randy Winn, S OBP: 0.353, SLG: 0.355	P4			E6			K	1B		4	1	0	0	0	1	0							
29 Adrián Beltré, R OBP: 0.269, SLG: 0.354	1B			G5-4-3			F8	F8		3	0	1	0	0	0	1							
Richie Sexson, R OBP: 0.359, SLG: 0.520	K			G5-4-3			F7	F7		3	0	0	0	1	1	4							
Raul Ibanez, L OBP: 0.381, SLG: 0.477		1B					1B	1B		3	0	3	1	1	0	0							
Bret Boone, R OBP: 0.293, SLG: 0.384		F9					F8	F8		4	0	0	0	0	0	5							
7 Jeremy Reed, L OBP: 0.345, SLG: 0.380		G4-3					G4-3	K		4	0	0	0	0	1	2							
12 Michael Morse, R OBP: 0.333, SLG: 0.143				F7				1B		3	0	1	0	0	1	2							
Pat Borders, R OBP: 0.292, SLG: 0.409				F7			P3	G6-4-3		3	0	0	0	0	0	2							
<b>Inning Stats</b>	R: 0 E: 0 K: 1 S: 11	H: 1 LOB: 0 BB: 0 P: 20	R: 0 E: 0 K: 0 S: 6	H: 1 LOB: 0 BB: 0 P: 12	R: 0 E: 0 K: 0 S: 11	H: 0 LOB: 0 BB: 0 P: 15	R: 1 E: 1 K: 0 S: 12	H: 1 LOB: 1 BB: 0 P: 23	R: 0 E: 0 K: 0 S: 6	H: 1 LOB: 1 BB: 0 P: 7	R: 0 E: 0 K: 1 S: 12	H: 0 LOB: 2 BB: 0 P: 20	R: 0 E: 0 K: 1 S: 6	H: 0 LOB: 0 BB: 0 P: 10	R: 0 E: 0 K: 0 S: 4	H: 0 LOB: 0 BB: 0 P: 4	R: 0 E: 0 K: 1 S: 10	H: 0 LOB: 2 BB: 2 P: 21	1B: 5 2B: 0 HR: 0	SF: 0 SAC: 0 DP: 2 HBP: 2	WP: 1 PB: 0 CS: 0	PA: 35	
<b>PITCHER</b>	IP	WLS	BF	H	R	ER	SO	BB	IBB	HBP	BLK	WP	HR	S	P	ERA	WHIP						
Casey Fossum, L ERA: 3.54	(1, 1)	3.0		12	2	1	0	1	0	0	0	0	0	31	55	0.00	0.667						
Doug Waechter, R ERA: 5.43	(4, 1)	5.0	W	18	3	0	0	2	0	0	1	0	1	0	37	56	0.00	0.600					
54 Chad Orvella, R ERA:	(9, 1)	1.0		5	0	0	0	1	2	0	0	0	0	10	21	0.00	2.000						

Tampa Bay Devil Rays @ Seattle Mariners  
Safeco Field, Seattle, WA  
Fri Jun 03 2005, 7:05 PM PDT  
Att: 35,344 - Cloudy - 62 F

AB 31  
R 1  
H 5  
RBI 1  
BB 2  
SO 4  
LOB 17





Batter	1	2	3	4	5	6	7	8	9	AB	R	H	RBI	BB	SO	LOB	TOP										
13 Carl Crawford, L (1, 7) OBP: 0.310, SLG: 0.405	G6-3		1-2 1B			L9	0-0 1B		L1	5	0	2	3	0	0	2											
Julio Lugo, R (1, 6) OBP: 0.319, SLG: 0.361	F7		3-H 1-0 F8			F8	1-2 1B			4	0	1	0	0	0	2											
Aubrey Huff, L (1, 9) OBP: 0.323, SLG: 0.369	K			1-3 K			0-2 G6-3			4	0	1	0	0	0	2	1										
Josh Phelps, R (1, 10) OBP: 0.333, SLG: 0.432		2-3 K		0-3 K		0-0 P4		1-1 FC1-5 2B		4	0	1	0	0	0	2	2										
3 Jorge Cantu, R (1, 5) OBP: 0.307, SLG: 0.440	F8			2-3 K			2-1 SH5-4 1B 2B HBP	0-1 FC1-5 G4-3		3	1	0	0	0	0	1	1										
Travis Lee, L (1, 3) OBP: 0.344, SLG: 0.345	K				4-2 G5-4-3 BB		1-0 SH5-4 2B 1B	3-2 G4-3		3	1	1	0	1	1	1											
Nick Green, R (1, 4) OBP: 0.376, SLG: 0.383			4-0 1B 13 1B BB		2-3 K		2-1 SH5-4 1B	1-3 K		2	1	0	0	1	2	2											
Toby Hall, R (1, 2) OBP: 0.353, SLG: 0.442			1-1 L1-3 1B		1-2 G5-4-3		4-0 2B 13 1B IBB		1-2 G6-4-3 1B	3	1	2	0	1	0	1											
Damon Hollins, R (9, PR) OBP: 0.374, SLG: 0.595										0	0	0	0	0	0	0											
Alex Sanchez, L (1, 8) OBP: 0.379, SLG: 0.476			1-0 L1-3				2-2 1B	0-0 G6-4-3		3	1	2	2	0	0	2											
Eduardo Perez, R (9, PH) OBP: 0.313, SLG: 0.452			1-1				1-3 2-H 3-H 2B			1	0	0	0	0	0	1											
<b>Inning Stats</b>	R: 0 E: 0 K: 1 S: 9	H: 0 LOB: 0 BB: 0 P: 13	R: 0 E: 0 K: 2 S: 8	H: 0 LOB: 0 BB: 0 P: 10	R: 1 E: 0 K: 0 S: 9	H: 2 LOB: 1 BB: 1 P: 16	R: 0 E: 0 K: 3 S: 10	H: 0 LOB: 0 BB: 0 P: 13	R: 0 E: 0 K: 1 S: 12	H: 0 LOB: 0 BB: 1 P: 19	R: 0 E: 0 K: 0 S: 12	H: 2 LOB: 2 BB: 0 P: 18	R: 4 E: 0 K: 0 S: 13	H: 4 LOB: 1 BB: 1 P: 24	R: 0 E: 0 K: 1 S: 13	H: 1 LOB: 1 BB: 0 P: 18	R: 0 E: 0 K: 0 S: 9	H: 1 LOB: 1 BB: 0 P: 11	1B: 8 2B: 3 3B: 0 HR: 0	SF: 0 SAC: 1 DP: 3 HBP: 1	WP: 0 PB: 0 SB: 1 CS: 0	PA: 37					
<b>PITCHER</b>	IP	WLS	BF	H	R	ER	SO	BB	IBB	HBP	BLK	WP	HR	S	P	ERA	WHIP										
Joel Pineiro, R (1, 1) ERA: 6.55	6.1		26	5	4	4	7	2	1	1	0	0	0	64	102	5.68	1.105										
Ron Villone, L (7, 1) ERA: 3.53	0.2	B	4	3	1	1	0	0	0	0	0	0	0	9	11	13.50	4.500										
40 Julio Mateo, R (8, 1) ERA: 3.06	1.0	W	4	1	0	0	1	0	0	0	0	0	0	13	18	0.00	1.000										
Eddie Guardado, L (9, 1) ERA: 1.64	1.0	S	3	1	0	0	0	0	0	0	0	0	0	9	11	0.00	1.000										

**Tampa Bay Devil Rays @ Seattle Mariners**  
 Safeco Field, Seattle, WA  
 Sat Jun 04 2005, 7:05 PM PDT  
 Att: 32,742 - Partly Cloudy - 63 F

AB 32  
 R 5  
 H 10  
 RBI 5  
 BB 3  
 SO 8  
 LOB 15



Batter	1	2	3	4	5	6	7	8	9	AB	R	H	RBI	BB	SO	LOB	BOTTOM										
51 Ichiro Suzuki, L (1, 9) OBP: 0.397, SLG: 0.437	G4-3		G4-3		G3		SF9			3	0	0	1	0	0	1											
Randy Winn, S (1, 7) OBP: 0.355, SLG: 0.355	29 WP 1B		29 CS BB		G6-3		F8			3	0	1	0	1	0	2											
29 Adrian Beltré, R (1, 5) OBP: 0.268, SLG: 0.349	4-1 1B BB		2-0 CS	2-2 L7		G4-3		G6-3		3	0	0	0	1	0	0											
Richie Sexson, R (1, 3) OBP: 0.367, SLG: 0.517	2-3 K			4-2 HR BB			4-0 BB	4-2 BB 1B BB		1	2	0	0	3	1	2											
Raul Ibanez, L (1, 10) OBP: 0.383, SLG: 0.492	3-3 K			3-2 1-H HR		F7		0-1 BB 1B		4	2	2	2	0	1	3											
Bret Boone, R (1, 4) OBP: 0.292, SLG: 0.378		0-0 G6-3		1-3 K		K		4-2 1B BB		3	1	0	0	1	2	1											
7 Jeremy Reed, L (1, 8) OBP: 0.338, SLG: 0.372		1-1 L4		1-2 G5-3			0-1 G3-1	3-2 K		4	0	0	0	0	1	3											
16 Willie Bloomquist, R (1, 6) OBP: 0.250, SLG: 0.259		2-2 F8			0-2 F9		2-0 30 2B 51 SF9 HBP	3-2 E8 1B		2	1	0	0	0	0	0											
Dave Hansen, L (8, PH) OBP: 0.167, SLG: 0.200								1-H 2-H 3-H 1B		1	0	1	2	0	0	0											
12 Michael Morse, R (9, 6) OBP: 0.333, SLG: 0.143										0	0	0	0	0	0	0											
30 René Rivera, R (1, 2) OBP: 0.556, SLG: 0.667			0-3 K		0-1 51 G3 1B		0-1 2B	1-3 K		4	0	2	0	0	2	1											
<b>Inning Stats</b>	R: 0 E: 0 K: 2 S: 13	H: 1 LOB: 2 BB: 1 P: 25	R: 0 E: 0 K: 0 S: 7	H: 0 LOB: 0 BB: 0 P: 10	R: 0 E: 0 K: 1 S: 6	H: 0 LOB: 0 BB: 1 P: 13	R: 2 E: 0 K: 1 S: 15	H: 1 LOB: 0 BB: 1 P: 26	R: 0 E: 0 K: 0 S: 11	H: 1 LOB: 1 BB: 0 P: 14	R: 0 E: 0 K: 1 S: 9	H: 0 LOB: 1 BB: 1 P: 15	R: 1 E: 0 K: 0 S: 10	H: 1 LOB: 1 BB: 0 P: 15	R: 3 E: 1 K: 2 S: 20	H: 2 LOB: 1 BB: 2 P: 38	R: 0 E: 0 K: 0 S: 9	H: 1 LOB: 1 BB: 0 P: 11	1B: 4 2B: 1 3B: 0 HR: 1	SF: 1 SAC: 0 DP: 0 HBP: 1	WP: 1 PB: 0 SB: 0 CS: 1	PA: 37					
<b>PITCHER</b>	IP	WLS	BF	H	R	ER	SO	BB	IBB	HBP	BLK	WP	HR	S	P	ERA	WHIP										
19 Scott Kazmir, L (1, 1) ERA: 3.86	6.1		26	3	3	3	5	4	0	1	0	0	0	63	107	4.26	1.105										
Travis Harper, R (7, 1) ERA: 7.42	1.0	H	5	1	1	1	0	1	0	0	0	0	0	14	24	9.00	2.000										
Trever Miller, L (8, 1) ERA: 4.05	0.0		1	1	0	0	0	0	0	0	0	0	0	2	2	∞	∞										
Danys Baez, R (8, 1) ERA: 2.39	0.2	L	4	1	2	1	2	1	0	0	0	0	0	12	23	13.50	3.000										

**Tampa Bay Devil Rays @ Seattle Mariners**  
 Safeco Field, Seattle, WA  
 Sat Jun 04 2005, 7:05 PM PDT  
 Att: 32,742 - Partly Cloudy - 63 F

AB 28  
 R 6  
 H 6  
 RBI 5  
 BB 6  
 SO 7  
 LOB 13









Batter	1	2	3	4	5	6	7	8	9	AB R H RBI BB SO LOB	TOP																										
13 Carl Crawford, L (1, 7) OBP: 0.309, SLG: 0.417	0-2 F7	0-0 HR		1-3 K			0-1 G3		0-3 K	5 1 1 3 0 2 1	<b>Tampa Bay Devil Rays @ Cincinnati Reds</b> Great American Ball Park, Cincinnati, OH Tue Jun 07 2005, 7:10 PM EDT Att: 17,172 - Cloudy - 78 F <a href="http://livebaseballscorecards.com">livebaseballscorecards.com</a>																										
Julio Lugo, R (1, 6) OBP: 0.322, SLG: 0.364	2-2 P4	1-0 F8		1-0 B1-3			1-0 1B		4-0 G3 BB	4 0 1 0 1 0 0																											
Aubrey Huff, L (1, 9) OBP: 0.330, SLG: 0.373	4-1 S BB	3-1 BB 1B		3-0 P3			1-0 F7		1-1 G3	4 1 1 0 1 0 3																											
Travis Lee, L (1, 3) OBP: 0.345, SLG: 0.350	3-3 K	4-1 3B BB			1-3 K		3-3 K		0-1 G2-3	3 0 0 0 1 3 2																											
Eduardo Perez, R (9, PH) OBP: 0.313, SLG: 0.452										0 0 0 0 0 0 0																											
Alex Sanchez, L (9, PH) OBP: 0.378, SLG: 0.472	1-2 K	1-2 BB								1 0 0 0 0 0 2																											
3 Jorge Cantu, R (1, 5) OBP: 0.305, SLG: 0.437		2B			1-3 K				1-2 G5-3	4 1 2 1 0 1 0																											
Reggie Taylor, L (1, 8) OBP: 0.333, SLG: 0.667		1B							1-3 K	3 1 1 1 0 1 2																											
Damon Hollins, R (8, PH) OBP: 0.365, SLG: 0.568		2B								1 0 0 0 0 1 0																											
Toby Hall, R (1, 2) OBP: 0.356, SLG: 0.464		2-1 FC1-5 1B		1-0 L5			0-1 F7		0-2 HR	4 1 2 1 0 0 0																											
Nick Green, R (1, 4) OBP: 0.377, SLG: 0.379		1-0 FC1-5 1B		1-0 G6-3			3-3 K		0-0 G4-3	4 1 1 1 0 1 0																											
Mark Hendrickson, L (1, 1)		0-1 FC1-5		1-1 G4-3			1-3 K2-3		1-1 G3 2B	2 1 0 0 0 0 2																											
Travis Harper, L (3, 1)										1 0 0 0 0 1 0																											
Trever Miller, R (7, 1)										0 0 0 0 0 0 0																											
Alex Gonzalez, R (9, PH) OBP: 0.302, SLG: 0.362		1-2 2-3								1 0 1 0 0 0 0																											
<b>Inning Stats</b>	R: 0 E: 0 K: 1 S: 11	H: 0 LOB: 1 BB: 1 P: 20	R: 6 E: 0 K: 1 S: 22	H: 7 LOB: 2 BB: 1 P: 37	R: 0 E: 0 K: 0 S: 4	H: 0 LOB: 0 BB: 0 P: 7	R: 0 E: 0 K: 1 S: 8	H: 0 LOB: 0 BB: 0 P: 13	R: 0 E: 0 K: 2 S: 8	H: 0 LOB: 0 BB: 0 P: 12	R: 0 E: 0 K: 1 S: 13	H: 0 LOB: 0 BB: 0 P: 17	R: 0 E: 0 K: 1 S: 7	H: 1 LOB: 1 BB: 0 P: 12	R: 1 E: 0 K: 1 S: 10	H: 1 LOB: 0 BB: 0 P: 12	R: 0 E: 0 K: 1 S: 9	H: 1 LOB: 2 BB: 1 P: 15	1B: 5 2B: 3 3B: 0 HR: 2	SF: 0 SAC: 0 DP: 0 HBP: 0	WP: 0 PB: 0 SB: 1 CS: 1	PA: 40															
<b>PITCHER</b>	IP WLS BF H R ER SO BB IBB HBP BLK WP HR S P ERA WHIP																																				
Ramon Ortiz, R (1, 1) ERA: 6.25	1.2	14	7	6	6	1	2	0	0	0	0	0	0	1	30	54	32.40	5.400																			
Randy Keister, L (2, 1) ERA: 1.93	6.1	21	2	1	1	8	0	0	0	0	0	0	0	1	53	76	1.42	0.316																			
Kent Mercker, L (9, 1) ERA: 2.13	0.2	4	1	0	0	1	1	0	0	0	0	0	0	0	7	13	0.00	3.000																			
25 David Weathers, R (9, 1) ERA: 4.55	0.1	1	0	0	0	0	0	0	0	0	0	0	0	0	2	2	0.00	0.000																			

Batter	1	2	3	4	5	6	7	8	9	AB R H RBI BB SO LOB	BOTTOM																										
6 Ryan Freel, R (1, 4) OBP: 0.420, SLG: 0.453	4-2 E BB		0-2 HR	0-2 WP HR 1B		1-3 K				3 3 2 0 1 1 0	<b>Tampa Bay Devil Rays @ Cincinnati Reds</b> Great American Ball Park, Cincinnati, OH Tue Jun 07 2005, 7:10 PM EDT Att: 17,172 - Cloudy - 78 F <a href="http://livebaseballscorecards.com">livebaseballscorecards.com</a>																										
Joe Randa, R (1, 5) OBP: 0.366, SLG: 0.482	0-1 E6 2B		2-1 HR	1-2 F9		1-0 F8				4 1 2 3 0 0 2																											
Sean Casey, L (1, 3) OBP: 0.373, SLG: 0.441	1-1 F8		0-1 1B	1-0 SF7		0-0 F8				3 1 1 1 0 0 1																											
Ken Griffey Jr., L (1, 8) OBP: 0.341, SLG: 0.483	2-3 K		2-0 2B G4-3 1B	1-1 HR		2-3 K				4 2 2 2 0 2 1																											
Wily Mo Peña, R (1, 9) OBP: 0.345, SLG: 0.788	1-3 K		1-2 G4-3 1B	1-1 HR		3-2 G5-3				4 0 1 1 0 1 1																											
Adam Dunn, L (1, 7) OBP: 0.401, SLG: 0.549		2-3 K	3-0 G4-3		2-3 K				0-0 P3	4 0 0 1 0 2 1																											
Felipe Lopez, S (1, 6) OBP: 0.354, SLG: 0.530		3-3 K	3-3 K		0-3 K				1-0 F8	4 0 0 0 0 3 1																											
Jason LaRue, R (1, 2) OBP: 0.336, SLG: 0.348		0-0 G5-3	3-1 F7		1-3 K				1-1 G1	4 0 0 0 0 1 1																											
Ramon Ortiz, R (1, 1)			1-1 HR		0-1 K					0 0 0 0 0 0 0																											
Randy Keister, L (2, 1) OBP: 0.600, SLG: 1.400				1-1 HR						3 2 2 1 0 1 0																											
Kent Mercker, L (9, 1)				6B SF7 2B						0 0 0 0 0 0 0																											
25 David Weathers, R (9, 1)										0 0 0 0 0 0 0																											
<b>Inning Stats</b>	R: 1 E: 1 K: 2 S: 14	H: 1 LOB: 1 BB: 1 P: 22	R: 0 E: 0 K: 2 S: 7	H: 0 LOB: 0 BB: 0 P: 12	R: 5 E: 0 K: 1 S: 22	H: 6 LOB: 1 BB: 0 P: 38	R: 3 E: 0 K: 0 S: 16	H: 3 LOB: 0 BB: 0 P: 22	R: 0 E: 0 K: 3 S: 9	H: 0 LOB: 0 BB: 0 P: 12	R: 0 E: 0 K: 2 S: 7	H: 0 LOB: 0 BB: 0 P: 12	R: 0 E: 0 K: 1 S: 8	H: 0 LOB: 0 BB: 0 P: 13	R: 0 E: 0 K: 0 S: 4	H: 0 LOB: 0 BB: 0 P: 6	1B: 4 2B: 3 3B: 0 HR: 3	SF: 1 SAC: 0 DP: 0 HBP: 0	WP: 1 PB: 0 SB: 1 CS: 0	PA: 35																	
<b>PITCHER</b>	IP WLS BF H R ER SO BB IBB HBP BLK WP HR S P ERA WHIP																																				
Mark Hendrickson, L (1, 1) ERA: 6.05	2.2	16	7	6	6	5	1	0	0	0	0	0	0	2	41	67	20.25	3.000																			
Travis Harper, R (3, 1) ERA: 7.49	3.1	13	3	3	3	5	0	0	0	0	1	1	34	51	8.10	0.900																					
Trever Miller, L (7, 1) ERA: 9.52	2.0	6	0	0	0	1	0	0	0	0	0	0	12	19	0.00	0.000																					






Batter	1	2	3	4	5	6	7	8	9	AB	R	H	RBI	BB	SO	LOB	TOP					
<b>13 Carl Crawford, L</b> OBP: 0.307, SLG: 0.417										5	1	1	1	0	1	1	<b>Tampa Bay Devil Rays @ Cincinnati Reds</b> Great American Ball Park, Cincinnati, OH Wed Jun 08 2005, 7:10 PM EDT Att: 32,019 - Partly Cloudy - 88 F					
<b>Julio Lugo, R</b> OBP: 0.326, SLG: 0.374										5	2	3	0	0	0	1						
<b>Eduardo Perez, R</b> OBP: 0.343, SLG: 0.531										2	1	2	4	1	0	0						
<b>Travis Lee, L</b> OBP: 0.348, SLG: 0.347										1	0	0	0	1	0	1						
<b>Aubrey Huff, L</b> OBP: 0.332, SLG: 0.375										4	2	1	0	1	2	4						
<b>Lee Gardner, R</b> OBP: 0.375, SLG: 0.472										0	0	0	0	0	0	0						
<b>Danys Baez, R</b> OBP: 0.303, SLG: 0.435										0	0	0	0	0	0	0						
<b>Damon Hollins, R</b> OBP: 0.366, SLG: 0.554										4	0	1	0	1	0	1						
<b>Alex Gonzalez, R</b> OBP: 0.302, SLG: 0.364										2	1	1	1	0	0	0						
<b>Alex Sanchez, L</b> OBP: 0.375, SLG: 0.472										0	0	0	1	0	0	0						
<b>3 Jorge Cantu, R</b> OBP: 0.303, SLG: 0.435										1	0	0	0	0	0	1						
<b>Toby Hall, R</b> OBP: 0.352, SLG: 0.455										5	0	1	1	0	1	2						
<b>Nick Green, R</b> OBP: 0.380, SLG: 0.385										3	1	1	1	1	0	2						
<b>Doug Waechter, R</b> OBP: 0.307, SLG: 0.454										2	1	0	0	0	0	1						
<b>54 Chad Orvella, R</b> OBP: 0.374, SLG: 0.440										0	0	0	0	0	0	0						
<b>Reggie Taylor, L</b> OBP: 0.500, SLG: 0.750										1	0	1	0	0	0	0						
<b>Inning Stats</b>	R: 0 E: 0 K: 1 S: 8	H: 2 LOB: 1 BB: 0 P: 13	R: 1 E: 0 K: 1 S: 11	H: 2 LOB: 1 BB: 0 P: 16	R: 0 E: 0 K: 1 S: 7	H: 0 LOB: 0 BB: 1 P: 14	R: 0 E: 0 K: 0 S: 7	H: 0 LOB: 0 BB: 0 P: 11	R: 6 E: 0 K: 0 S: 24	H: 4 LOB: 0 BB: 1 P: 35	R: 0 E: 0 K: 0 S: 6	H: 0 LOB: 0 BB: 0 P: 11	R: 2 E: 1 K: 0 S: 11	H: 2 LOB: 2 BB: 2 P: 25	R: 0 E: 0 K: 1 S: 9	H: 1 LOB: 2 BB: 1 P: 18	R: 0 E: 0 K: 0 S: 4	H: 1 LOB: 0 BB: 0 P: 8	1B: 6 2B: 5 3B: 0 HR: 1	SF: 2 SAC: 1 DP: 0 HBP: 0	WP: 0 PB: 0 SB: 1 CS: 1	PA: 43
<b>PITCHER</b>	IP	WLS	BF	H	R	ER	SO	BB	IBB	HBP	BLK	WP	HR	S	P	ERA	WHIP					
<b>22 Eric Milton, L</b> ERA: 7.46	5.0		25	8	7	7	3	2	0	0	0	0	1	57	89	12.60	2.000					
<b>Ricky Stone, R</b> ERA: 5.3	1.1		7	1	2	2	0	1	1	0	0	0	0	12	27	13.50	1.500					
<b>Ryan Wagner, R</b> ERA: 5.34	1.2		8	2	0	0	1	1	0	0	0	0	0	14	27	0.00	1.800					
<b>25 David Weathers, R</b> ERA: 4.41	1.0	W	3	1	0	0	0	0	0	0	0	0	0	4	8	0.00	1.000					

Batter	1	2	3	4	5	6	7	8	9	AB	R	H	RBI	BB	SO	LOB	BOTTOM					
<b>6 Ryan Freel, R</b> OBP: 0.425, SLG: 0.454										4	2	2	0	1	1	1	<b>Tampa Bay Devil Rays @ Cincinnati Reds</b> Great American Ball Park, Cincinnati, OH Wed Jun 08 2005, 7:10 PM EDT Att: 32,019 - Partly Cloudy - 88 F					
<b>Joe Randa, R</b> OBP: 0.397, SLG: 0.492										4	1	1	2	1	1	2						
<b>Sean Casey, L</b> OBP: 0.374, SLG: 0.440										5	1	2	0	0	0	3						
<b>Ken Griffey Jr., L</b> OBP: 0.342, SLG: 0.481										5	1	2	1	0	0	1						
<b>Wily Mo Peña, R</b> OBP: 0.367, SLG: 0.877										5	3	3	3	0	1	2						
<b>Adam Dunn, L</b> OBP: 0.398, SLG: 0.559										4	1	1	2	0	1	2						
<b>Felipe Lopez, S</b> OBP: 0.217, SLG: 0.391										3	0	1	1	0	0	0						
<b>Ryan Wagner, R</b> OBP: 0.333, SLG: 0.476										0	0	0	0	0	0	0						
<b>Jacob Cruz, L</b> OBP: 0.333, SLG: 0.476										1	1	1	1	0	0	0						
<b>25 David Weathers, R</b> ERA: 4.41										0	0	0	0	0	0	0						
<b>Jason LaRue, R</b> OBP: 0.340, SLG: 0.370										3	1	1	1	1	1	0						
<b>22 Eric Milton, L</b> OBP: 0.217, SLG: 0.391										1	0	0	0	0	1	0						
<b>Luis Lopez, S</b> OBP: 0.211, SLG: 0.278										0	0	0	0	0	0	0						
<b>Ricky Stone, R</b> ERA: 5.3										0	0	0	0	0	0	0						
<b>Rich Aurilia, R</b> OBP: 0.248, SLG: 0.390										2	0	0	0	0	0	0						
<b>Inning Stats</b>	R: 0 E: 0 K: 2 S: 10	H: 1 LOB: 1 BB: 0 P: 14	R: 1 E: 0 K: 0 S: 7	H: 1 LOB: 0 BB: 0 P: 14	R: 2 E: 0 K: 1 S: 14	H: 2 LOB: 0 BB: 0 P: 20	R: 0 E: 0 K: 0 S: 6	H: 0 LOB: 0 BB: 0 P: 6	R: 0 E: 0 K: 0 S: 6	H: 0 LOB: 1 BB: 1 P: 13	R: 1 E: 0 K: 2 S: 12	H: 3 LOB: 1 BB: 0 P: 14	R: 1 E: 0 K: 0 S: 7	H: 1 LOB: 1 BB: 1 P: 14	R: 3 E: 0 K: 1 S: 16	H: 3 LOB: 0 BB: 0 P: 26	R: 3 E: 0 K: 0 S: 12	H: 3 LOB: 0 BB: 1 P: 21	1B: 8 2B: 0 3B: 0 HR: 6	SF: 0 SAC: 0 DP: 1 HBP: 0	WP: 0 PB: 0 SB: 0 CS: 0	PA: 42
<b>PITCHER</b>	IP	WLS	BF	H	R	ER	SO	BB	IBB	HBP	BLK	WP	HR	S	P	ERA	WHIP					
<b>Doug Waechter, R</b> ERA: 5.55	5.1		23	6	4	4	4	1	0	0	0	0	1	13	21	5.40	1.800					
<b>54 Chad Orvella, R</b> ERA: 3.89	1.2	H	7	2	1	1	1	1	0	0	0	0	0	2	12	20	81.00	9.000				
<b>Lee Gardner, R</b> ERA: 11.57	0.1		4	3	3	3	0	0	0	0	0	0	2	12	20	81.00	9.000					
<b>Danys Baez, R</b> ERA: 3.25	1.1	L	7	3	3	3	1	1	0	0	0	0	1	16	27	20.25	3.000					





Batter	1	2	3	4	5	6	7	8	9	AB	R	H	RBI	BB	SO	LOB	TOP							
13 Carl Crawford, L OBP: 0.310, SLG: 0.430 Lee Gardner, R	F9		G4-3			2H HR	S 1B			4	1	2	2	0	0	0	<b>Tampa Bay Devil Rays @ Cincinnati Reds</b> Great American Ball Park, Cincinnati, OH Thu Jun 09 2005, 7:10 PM EDT Att: 16,381 - Partly Cloudy - 89 F							
Julio Lugo, R OBP: 0.331, SLG: 0.373	S 1B G4-3 BB		F9			F9				3	1	1	0	1	0	0								
Aubrey Huff, L OBP: 0.335, SLG: 0.374	G4-3 S 1B									3	0	1	0	1	0	0								
Travis Lee, L OBP: 0.345, SLG: 0.339	G4-3									3	1	0	1	1	0	2								
3 Jorge Cantu, R OBP: 0.307, SLG: 0.456	G5-3									4	1	2	2	0	0	2								
Reggie Taylor, L OBP: 0.250, SLG: 0.375										4	0	0	0	0	1	2								
Toby Hall, R OBP: 0.343, SLG: 0.444										4	0	0	0	0	0	0								
Alex Gonzalez, R OBP: 0.301, SLG: 0.355										3	1	0	0	1	0	0								
Casey Fossum, L Eduardo Perez, R Jesus Colome, R Trever Miller, R Damon Hollins, R										1	0	0	0	0	0	0								
										2	0	0	0	0	0	0								
<b>Inning Stats</b>	R: 1 E: 0 K: 0 S: 10	H: 1 LOB: 1 BB: 1 P: 17	R: 0 E: 0 K: 0 S: 8	H: 0 LOB: 0 BB: 0 P: 12	R: 0 E: 0 K: 0 S: 7	H: 0 LOB: 0 BB: 0 P: 9	R: 0 E: 0 K: 0 S: 6	H: 0 LOB: 1 BB: 1 P: 15	R: 2 E: 0 K: 0 S: 9	H: 1 LOB: 0 BB: 1 P: 18	R: 2 E: 0 K: 0 S: 11	H: 1 LOB: 0 BB: 0 P: 20	R: 0 E: 0 K: 0 S: 10	H: 2 LOB: 2 BB: 0 P: 16	R: 0 E: 0 K: 1 S: 8	H: 0 LOB: 0 BB: 0 P: 14	R: 0 E: 0 K: 0 S: 4	H: 0 LOB: 0 BB: 0 P: 6	1B: 3 2B: 1 3B: 0 HR: 2	SF: 0 SAC: 0 DP: 0 HBP: 0	WP: 0 PB: 0 SB: 3 CS: 0	PA: 36		
<b>PITCHER</b>	IP WLS BF H R ER SO BB IBB HBP BLK WP HR S P ERA WHIP	IP WLS BF H R ER SO BB IBB HBP BLK WP HR S P ERA WHIP																						
Luke Hudson, R ERA: 7.5	6.0	W	25	3	5	5	0	4	0	0	0	0	0	0	0	0	0	0	0	2	51	91	7.50	1.167
56 Todd Coffey, R ERA: 5.51	2.0		8	3	0	0	1	0	0	0	0	0	0	0	0	0	0	0	0	0	18	30	0.00	1.500
31 Matt Belisle, R ERA: 4.65	1.0		3	0	0	0	0	0	0	0	0	0	0	0	0	0	0	0	0	0	4	6	0.00	0.000

Batter	1	2	3	4	5	6	7	8	9	AB	R	H	RBI	BB	SO	LOB	BOTTOM								
6 Ryan Freel, R OBP: 0.428, SLG: 0.449	F9 BB	FC5-2 1B		S 1B HBP	S 1B	K	G4-3			4	3	1	0	1	1	4	<b>Tampa Bay Devil Rays @ Cincinnati Reds</b> Great American Ball Park, Cincinnati, OH Thu Jun 09 2005, 7:10 PM EDT Att: 16,381 - Partly Cloudy - 89 F								
Joe Randa, R OBP: 0.377, SLG: 0.492 Luis Lopez, S OBP: 0.200, SLG: 0.263	FC6 BB	F9 1B		L3-6 1B BB	1B BB	E6 HBP				2	1	1	2	3	0	0									
Sean Casey, L OBP: 0.381, SLG: 0.441	F9			1B 2B	1B 2B					4	1	2	3	1	0	2									
Ken Griffey Jr., L OBP: 0.339, SLG: 0.474 56 Todd Coffey, R Austin Kearns, R 31 Matt Belisle, R	P2	F9		L3-6 1B	2B 1B	F8				5	0	1	1	0	0	8									
Wily Mo Peña, R OBP: 0.354, SLG: 0.839	FC6	K		L3-6 2B	G6-3	L7				5	0	1	1	0	1	6									
Adam Dunn, L OBP: 0.398, SLG: 0.560		BB 1B		L3						5	2	2	0	0	2	2									
Rich Aurilia, R OBP: 0.262, SLG: 0.407		BB FC5-2 1B		F8		E 2B	HR 1B			5	2	3	1	0	1	0									
Jason LaRue, R OBP: 0.348, SLG: 0.396		BB BB		K		F8	HR 1B			4	2	2	2	1	1	1									
Luke Hudson, R Jacob Cruz, L		BB 1B		K		E4 1B WP	HR			2	2	0	1	1	1	0									
		BB				HR				1	1	1	1	1	0	0									
<b>Inning Stats</b>	R: 0 E: 0 K: 0 S: 13	H: 0 LOB: 2 BB: 2 P: 25	R: 4 E: 1 K: 1 S: 20	H: 3 LOB: 3 BB: 3 P: 43	R: 0 E: 0 K: 1 S: 10	H: 0 LOB: 0 BB: 0 P: 14	R: 1 E: 0 K: 1 S: 12	H: 1 LOB: 1 BB: 1 P: 21	R: 6 E: 1 K: 1 S: 21	H: 6 LOB: 2 BB: 1 P: 33	R: 3 E: 1 K: 1 S: 16	H: 3 LOB: 2 BB: 0 P: 23	R: 0 E: 0 K: 2 S: 19	H: 1 LOB: 2 BB: 1 P: 30	R: 0 E: 0 K: 1 S: 8	H: 0 LOB: 0 BB: 0 P: 10	1B: 9 2B: 4 3B: 0 HR: 2	SF: 0 SAC: 0 DP: 1 HBP: 2	WP: 1 PB: 0 SB: 3 CS: 0	PA: 49					
<b>PITCHER</b>	IP WLS BF H R ER SO BB IBB HBP BLK WP HR S P ERA WHIP	IP WLS BF H R ER SO BB IBB HBP BLK WP HR S P ERA WHIP																							
Casey Fossum, L ERA: 4.23	1.1	L	16	9	9	4	2	1	0	0	0	0	0	0	0	0	0	0	0	1	2	33	51	27.00	7.500
Jesus Colome, R ERA: 7.16	0.2		3	0	0	0	0	0	0	0	0	0	0	0	0	0	0	0	0	0	4	5	0.00	0.000	
Trever Miller, L ERA: 3.38	0.2		3	0	0	0	0	0	0	0	0	0	0	0	0	0	0	0	0	0	4	5	0.00	0.000	
Lee Gardner, R ERA: 6.23	2.0		8	1	0	0	3	1	0	0	0	0	0	0	0	0	0	0	0	0	27	40	0.00	1.000	



Batter	1	2	3	4	5	6	7	8	9	AB	R	H	RBI	BB	SO	LOB	TOP		
<b>13 Carl Crawford, L</b> OBP: 0.313, SLG: 0.438	1-0 CS 1B		0-0 3B			0-1 P5		0-0 P5		4	0	2	0	0	0	0			
<b>Julio Lugo, R</b> OBP: 0.326, SLG: 0.369	1 SAFE 3-3 K		3-2 G6-3			0-2 G4-3		4-1 DI BB		3	0	0	0	1	1	2			
<b>Eduardo Perez, R</b> OBP: 0.324, SLG: 0.500 <b>Travis Lee, L</b> OBP: 0.342, SLG: 0.336	1-2 G5-3			1-0 G6-3		3-2 F7		0-0 F9		3	0	0	0	0	0	0			
<b>Aubrey Huff, L</b> OBP: 0.333, SLG: 0.372		0-1 P5		3-2 K			1-1 3 2B	2-3 K		4	1	1	0	0	2	1			
<b>Damon Hollins, R</b> OBP: 0.364, SLG: 0.541		0-1 G5-3		3-1 1B		3-2 G6-3		1-2 3 G4-6-3 1B		4	0	2	0	0	0	1			
<b>3 Jorge Cantu, R</b> OBP: 0.311, SLG: 0.462		2-2 1B		0-0 F8		1-1 1B 2B		0-0 G4-6-3		4	1	2	1	0	0	2			
<b>Toby Hall, R</b> OBP: 0.341, SLG: 0.439		0-0 F9			2-1 G5-3		1-1 1B 2B		1-2 G4-3		4	0	1	1	0	0			
<b>Nick Green, R</b> OBP: 0.379, SLG: 0.384			0-2 G1-3		0-1 G1-3		1-0 G1-6-3 1B			3	0	1	0	0	0	0			
<b>Hideo Nomo, R</b> <b>Alex Gonzalez, R</b> <b>Trever Miller, R</b> <b>Lance Carter, R</b>	1-1 L4		2-2 L4		1-2 G4-3		1-1 G1-6-3			2	0	0	0	0	0	0			
<b>Inning Stats</b>	R: 0 E: 0 K: 1 S: 8	H: 1 LOB: 0 BB: 0 P: 13	R: 0 E: 0 K: 0 S: 8	H: 1 LOB: 1 BB: 0 P: 10	R: 0 E: 0 K: 0 S: 10	H: 1 LOB: 1 BB: 0 P: 15	R: 0 E: 0 K: 1 S: 7	H: 1 LOB: 1 BB: 0 P: 14	R: 0 E: 0 K: 0 S: 10	H: 0 LOB: 0 BB: 0 P: 11	R: 2 E: 0 K: 0 S: 13	H: 4 LOB: 1 BB: 0 P: 21	R: 0 E: 0 K: 1 S: 6	H: 0 LOB: 1 BB: 1 P: 12	R: 0 E: 0 K: 0 S: 8	H: 1 LOB: 0 BB: 0 P: 10	1B: 7 2B: 2 3B: 1 HR: 0	SF: 0 SAC: 0 DP: 3 HBP: 0	WP: 0 PA: 34 CS: 1
<b>PITCHER</b>	IP	WLS	BF	H	R	ER	SO	BB	IBB	HBP	BLK	WP	HR	S	P	ERA	WHIP		
<b>Mark Redman, L</b> ERA: 2.8	7.0	W	27	8	2	2	2	0	0	0	0	0	0	64	97	2.57	1.143		
<b>34 John Grabow, L</b> ERA: 2.08	0.1		2	0	0	0	0	1	0	0	0	0	0	2	6	0.00	3.000		
<b>Rick White, R</b> ERA: 2.45	1.2		5	1	0	0	1	0	0	0	0	0	0	12	16	0.00	0.600		

**Tampa Bay Devil Rays @ Pittsburgh Pirates**  
PNC Park, Pittsburgh, PA  
Fri Jun 10 2005, 7:05 PM EDT  
Att: 27,517 - Partly Cloudy - 85 F

AB 33  
R 2  
H 9  
RBI 2  
BB 1  
SO 3  
LOB 10



Batter	1	2	3	4	5	6	7	8	9	AB	R	H	RBI	BB	SO	LOB	BOTTOM		
<b>Matt Lawton, L</b> OBP: 0.374, SLG: 0.456	4-2 1B HBP SF8 BB	0-2 P6			1-1 P6		1-2 F7			3	1	0	0	1	0	0			
<b>Tike Redman, L</b> OBP: 0.324, SLG: 0.411	1-2 SF8 1B SF9 HBP		0-1 G4-3		0-0 3B		1-1 1B 2B			3	3	2	0	0	0	0			
<b>Rob Mackowiak, L</b> OBP: 0.433, SLG: 0.538	1-2 SF9 SF8 1B		3-2 BB 1B		4-0 3B IBB		1-3 K			3	1	2	0	1	1	1			
<b>Jason Bay, R</b> OBP: 0.377, SLG: 0.543	1-1 SF8		4-1 BB		0-1 SF9 3B		1-0 2B 1B			2	2	2	3	1	0	0			
<b>Daryle Ward, L</b> OBP: 0.352, SLG: 0.551	1-2 2-3 3-H IBB		1-1 F7		0-0 SF9 3B		2-1 2B 1B			2	0	1	3	1	0	2			
<b>Jose Castillo, R</b> OBP: 0.310, SLG: 0.383	2-2 SF9		0-1 G4-3		0-1 F9		3-1 G2			3	0	0	1	0	0	3			
<b>David Ross, R</b> OBP: 0.240, SLG: 0.375	2-3 3-H K			0-0 F9		2-1 F7		1-1 G1-3		4	0	0	0	0	1	2			
<b>2 Jack Wilson, R</b> OBP: 0.269, SLG: 0.353		0-1 G6-3		1-2 F7		1-2 F7		1-2 P4		4	0	0	0	0	0	0			
<b>Mark Redman, L</b> OBP: 0.167, SLG: 0.107 <b>34 John Grabow, L</b> <b>Rick White, R</b>	0-3 K		0-1 B2-3		0-0 P2		0-0 G6-3			3	0	0	0	0	1	0			
<b>Inning Stats</b>	R: 2 E: 0 K: 1 S: 17	H: 1 LOB: 2 BB: 2 P: 31	R: 0 E: 0 K: 1 S: 8	H: 0 LOB: 0 BB: 0 P: 8	R: 0 E: 0 K: 0 S: 12	H: 1 LOB: 2 BB: 1 P: 20	R: 0 E: 0 K: 0 S: 8	H: 0 LOB: 0 BB: 0 P: 9	R: 3 E: 0 K: 0 S: 8	H: 2 LOB: 0 BB: 1 P: 13	R: 0 E: 0 K: 0 S: 6	H: 0 LOB: 0 BB: 0 P: 9	R: 2 E: 0 K: 1 S: 15	H: 3 LOB: 1 BB: 0 P: 24	R: 0 E: 0 K: 0 S: 6	H: 0 LOB: 0 BB: 0 P: 8	1B: 4 2B: 1 3B: 2 HR: 0	SF: 3 SAC: 0 DP: 0 HBP: 1	WP: 0 PA: 36 CS: 0
<b>PITCHER</b>	IP	WLS	BF	H	R	ER	SO	BB	IBB	HBP	BLK	WP	HR	S	P	ERA	WHIP		
<b>Hideo Nomo, R</b> ERA: 6.69	6.0	L	27	4	5	5	2	2	2	1	0	0	0	59	90	7.50	1.000		
<b>Trever Miller, L</b> ERA: 4.32	0.2		5	3	2	2	1	0	0	0	0	0	0	13	19	27.00	4.500		
<b>Lance Carter, R</b> ERA: 3.72	1.1		4	0	0	0	0	0	0	0	0	0	0	8	13	0.00	0.000		

**Tampa Bay Devil Rays @ Pittsburgh Pirates**  
PNC Park, Pittsburgh, PA  
Fri Jun 10 2005, 7:05 PM EDT  
Att: 27,517 - Partly Cloudy - 85 F

AB 28  
R 7  
H 7  
RBI 7  
BB 4  
SO 3  
LOB 8





Batter	1	2	3	4	5	6	7	8	9	AB	R	H	RBI	BB	SO	LOB	TOP		
13 Carl Crawford, L OBP: 0.316, SLG: 0.439	1-2 1B		0-3 K			1-3 K		2-2 DI 1B		4	0	2	1	0	2	0	<b>Tampa Bay Devil Rays @ Pittsburgh Pirates</b> PNC Park, Pittsburgh, PA Sat Jun 11 2005, 7:05 PM EDT Att: 31,113 - Overcast - 75 F		
Julio Lugo, R OBP: 0.332, SLG: 0.371	3-1 G4-6-3 1B			0-2 G6-3			1-1 FC3-6 DI 1B	1-1 P4		4	1	2	0	0	0	1			
Eduardo Perez, R OBP: 0.321, SLG: 0.479	2-3 K			3-3 K			4-1 FC3-6 BB 1B		1-0 F8	3	0	0	0	1	2	2			
Aubrey Huff, L OBP: 0.328, SLG: 0.365	2-2 G4-6-3 1-2			1-3 K			0-0 FC3-6 L5-4 1B		3-1 P5	4	0	0	0	0	1	4			
Damon Hollins, R OBP: 0.360, SLG: 0.529		0-3 K			1-1 P4		0-1 1-2 3-H 1B		3-2 P5	4	0	1	1	0	1	0			
3 Jorge Cantu, R OBP: 0.311, SLG: 0.460 Lee Gardner, R (7, 1)	1-0 G6-4-3 1B			0-3 K			1-0 L5-4 2-2			3	0	1	0	0	1	2			
Toby Hall, R OBP: 0.337, SLG: 0.434 54 Chad Orvella, R (5, 1) Alex Gonzalez, R OBP: 0.296, SLG: 0.350	1-1 G6-4-3 1-2			2-1 F8			0-0 G6-3			2	0	0	0	0	0	1			
Nick Green, R OBP: 0.378, SLG: 0.390			1-3 K			2-3 K		1-2 13 1B 2B		3	1	1	0	0	2	0			
19 Scott Kazmir, L Charles Johnson, R OBP: 0.327, SLG: 0.283			3-2 P3			1-3 K		0-0 P6		1	0	0	0	0	0	0			
Inning Stats	R: 0 E: 0 K: 1 S: 11	H: 2 LOB: 1 BB: 0 P: 19	R: 0 E: 0 K: 1 S: 6	H: 1 LOB: 0 BB: 0 P: 8	R: 0 E: 0 K: 2 S: 9	H: 0 LOB: 0 BB: 0 P: 13	R: 0 E: 0 K: 2 S: 11	H: 0 LOB: 0 BB: 0 P: 15	R: 0 E: 0 K: 3 S: 12	H: 0 LOB: 0 BB: 0 P: 16	R: 1 E: 0 K: 0 S: 7	H: 2 LOB: 1 BB: 1 P: 13	R: 1 E: 0 K: 0 S: 10	H: 2 LOB: 1 BB: 0 P: 14	R: 0 E: 0 K: 0 S: 8	H: 0 LOB: 0 BB: 0 P: 15		1B: 6 2B: 2 3B: 0 HR: 0	SF: 0 SAC: 0 DP: 3 HBP: 0
PITCHER	IP	WLS	BF	H	R	ER	SO	BB	IBB	HBP	BLK	WP	HR	S	P	ERA	WHIP		
Oliver Pérez, L ERA: 5.88	7.0	W	24	5	1	1	10	1	0	0	0	0	0	63	94	1.29	0.857		
Brian Meadows, R ERA: 5.7	1.0		5	2	1	1	0	0	0	0	0	0	0	10	14	9.00	2.000		
16 Salomon Torres, R ERA: 2.73	1.0		3	0	0	0	0	0	0	0	0	0	0	8	15	0.00	0.000		

Batter	1	2	3	4	5	6	7	8	9	AB	R	H	RBI	BB	SO	LOB	BOTTOM		
12 Freddy Sanchez, R OBP: 0.345, SLG: 0.413 Bobby Hill, S (6, PH) OBP: 0.315, SLG: 0.292	4-2 1B BB	1-2 F8				1-3 K		0-0 FC3-6 1B		2	2	1	1	2	0	0	<b>Tampa Bay Devil Rays @ Pittsburgh Pirates</b> PNC Park, Pittsburgh, PA Sat Jun 11 2005, 7:05 PM EDT Att: 31,113 - Overcast - 75 F		
Rob Mackowiak, L OBP: 0.435, SLG: 0.543	1-0 41 HBP G3 1B	1-3 K			0-0 K		0-0 41 1B SF9 2B	1-2 1B 41 3B 1B		6	3	3	1	0	2	3			
Jason Bay, R OBP: 0.383, SLG: 0.549 Michael Restovich, R OBP: 0.319, SLG: 0.413	1-1 G3 41 HBP 1B		3-2 L8		4-2 41 2B 1B BB	3-1 41 E 1B 2B	0-1 F8	1-1 41 3B 1B		3	3	2	1	1	0	0			
41 Ryan Doumit, S OBP: 0.417, SLG: 0.727	2-0 1B G3 HBP		0-0 F7		0-1 1B HR 2B	0-2 1B 11 1B	2-0 FC6-4 1B	1-0 41 1B 3B		5	3	3	3	0	0	1			
Daryle Ward, L OBP: 0.351, SLG: 0.547	0-2 G3		1-3 K		0-1 HR 1B	2-1 P6	2-2 SF9	0-0 BB 1B		5	1	2	4	0	1	4			
Jose Castillo, R OBP: 0.324, SLG: 0.413	1-0 FC4-6 1B			2-2 L6	0-0 HR 1B	3-1 11 1B 2 1B 1B	0-2 FC6-4 1B	4-0 11 FC5-4 BB		5	2	3	5	1	0	1			
11 Humberto Cota, R OBP: 0.316, SLG: 0.421	0-3 K			0-0 E3		1-3 2 1B 1B				6	1	2	1	0	2	4			
2 Jack Wilson, R OBP: 0.272, SLG: 0.355	0-1 FC4-6			1-1 F7	3-1 1B 12 1B 1B		1-2 1B 1B			5	1	2	1	0	0	4			
Oliver Pérez, L OBP: 0.167, SLG: 0.167 Brian Meadows, R Tike Redman, L OBP: 0.321, SLG: 0.408 16 Salomon Torres, R (9, 1)			1-3 K		2-3 K	0-2 FC6-5 12 1B 1B		0-0 F7		4	0	1	0	0	2	3			
Inning Stats	R: 3 E: 0 K: 1 S: 14	H: 3 LOB: 2 BB: 1 P: 23	R: 0 E: 0 K: 2 S: 10	H: 0 LOB: 0 BB: 0 P: 13	R: 0 E: 1 K: 1 S: 11	H: 0 LOB: 1 BB: 0 P: 16	R: 6 E: 0 K: 2 S: 27	H: 6 LOB: 2 BB: 2 P: 43	R: 3 E: 1 K: 1 S: 19	H: 4 LOB: 2 BB: 0 P: 30	R: 1 E: 0 K: 0 S: 11	H: 2 LOB: 1 BB: 0 P: 15	R: 5 E: 1 K: 0 S: 16	H: 5 LOB: 2 BB: 1 P: 27	R: 0 E: 0 K: 0 S: 8	H: 0 LOB: 0 BB: 0 P: 15		1B: 15 2B: 3 3B: 1 HR: 1	SF: 1 SAC: 0 DP: 0 HBP: 1
PITCHER	IP	WLS	BF	H	R	ER	SO	BB	IBB	HBP	BLK	WP	HR	S	P	ERA	WHIP		
19 Scott Kazmir, L ERA: 4.7	4.2	L	27	8	9	9	7	3	0	0	0	0	0	65	99	17.36	2.357		
54 Chad Orvella, R ERA: 6.0	1.1		10	5	3	2	1	0	0	0	0	0	0	26	40	13.50	3.750		
Lee Gardner, R ERA: 5.68	2.0		15	7	6	1	0	1	0	0	0	0	0	27	42	4.50	4.000		





Batter	1	2	3	4	5	6	7	8	9	10	11	12	13	AB	R	H	RBI	BB	SO	LOB	TOP				
13 Carl Crawford, L OBP: 0.311, SLG: 0.430														6	1	0	0	1	1	3					
Julio Lugo, R OBP: 0.331, SLG: 0.368														7	1	2	0	0	0	2					
Alex Sanchez, L OBP: 0.373, SLG: 0.466														6	2	2	0	0	1	2					
3 Jorge Cantu, R OBP: 0.312, SLG: 0.457														6	0	2	1	0	1	1					
Travis Lee, L OBP: 0.336, SLG: 0.336														6	0	1	2	0	2	2					
Reggie Taylor, L Lance Carter, R Aubrey Huff, L Trever Miller, R Franklin Nunez, R Nick Green, R 54 Chad Orvela, R														3	1	2	0	1	0	1					
Toby Hall, R OBP: 0.339, SLG: 0.433													5	0	2	2	0	0	3						
Alex Gonzalez, R OBP: 0.298, SLG: 0.367													5	1	1	2	1	1	3						
Mark Hendrickson, L Travis Harper, L Damon Hollins, R													3	0	1	0	0	2	3						
<b>Inning Stats</b>	R: 3 E: 1 K: 0	H: 4 LOB: 1 BB: 1	R: 0 E: 0 K: 1	H: 2 LOB: 2 BB: 0	R: 0 E: 0 K: 1	H: 0 LOB: 0 BB: 0	R: 0 E: 0 K: 1	H: 2 LOB: 2 BB: 0	R: 0 E: 0 K: 1	H: 0 LOB: 0 BB: 0	R: 0 E: 0 K: 2	H: 0 LOB: 0 BB: 0	R: 0 E: 0 K: 1	H: 0 LOB: 0 BB: 0	R: 0 E: 0 K: 0	H: 0 LOB: 0 BB: 0	R: 2 E: 0 K: 0	H: 2 LOB: 1 BB: 1	SF: 0 SAC: 1 DP: 1 HBP: 0	1B: 10 2B: 5 3B: 0 HR: 1	W/P: 0 P/B: 0 SB: 4 CS: 0	PA: 56			
<b>PITCHER</b>	IP WLS BF	H R ER SO	BB IBB HBP BLK	WP HR S P	ERA WHIP	<b>PITCHER</b>	IP WLS BF	H R ER SO	BB IBB HBP BLK	WP HR S P	ERA WHIP	<b>PITCHER</b>	IP WLS BF	H R ER SO	BB IBB HBP BLK	WP HR S P	ERA WHIP								
Josh Fogg, R ERA: 4.33	(1, 1)	6.1	31	11	4	4	5	1	0	0	0	72	101	5.68	1.895										
34 John Grabow, L ERA: 2.65	(7, 1)	0.1	2	0	0	0	0	1	0	0	0	5	10	0.00	3.000										
16 Salomón Torres, R ERA: 2.7	(7, 1)	0.1	2	1	1	1	0	0	0	0	0	4	8	27.00	3.000										
Rick White, R ERA: 2.37	(8, 1)	1.0	3	1	0	0	0	0	0	0	0	9	10	0.00	1.000										
Michael Gonzalez, L ERA: 2.92	(9, 1)	1.0	3	0	0	0	1	0	0	0	0	6	9	0.00	0.000										
<b>PITCHER</b>	IP WLS BF	H R ER SO	BB IBB HBP BLK	WP HR S P	ERA WHIP	Jose Mesa, R ERA: 3.7	(10, 1)	2.0	L	9	2	2	2	1	1	0	0	0	0	0	1	17	28	9.00	1.500
<b>PITCHER</b>	IP WLS BF	H R ER SO	BB IBB HBP BLK	WP HR S P	ERA WHIP	Brian Meadows, R ERA: 5.96	(12, 1)	2.0	L	9	2	2	2	1	1	0	0	0	0	0	1	17	28	9.00	1.500

Tampa Bay Devil Rays @ Pittsburgh Pirates  
PNC Park, Pittsburgh, PA  
Sun Jun 12 2005, 1:35 PM EDT  
Att: 23,240 - Sunny - 85 F

AB 51  
R 7  
H 15  
RBI 7  
BB 4  
SO 9  
LOB 20



Batter	1	2	3	4	5	6	7	8	9	10	11	12	13	AB	R	H	RBI	BB	SO	LOB	BOTTOM			
12 Freddy Sanchez, R OBP: 0.356, SLG: 0.400														6	0	1	0	0	0	2				
Matt Lawton, L OBP: 0.380, SLG: 0.466														6	1	4	1	0	0	1				
Jason Bay, R OBP: 0.386, SLG: 0.546														5	1	2	0	1	0	2				
41 Ryan Doumit, S OBP: 0.412, SLG: 0.750														5	0	2	1	0	2	0				
Rob Mackowiak, L OBP: 0.426, SLG: 0.527														5	0	0	1	1	1	3				
Jose Castillo, R OBP: 0.318, SLG: 0.410														6	0	1	0	0	0	4				
Daryle Ward, L OBP: 0.351, SLG: 0.535															4	1	0	0	2	1	0			
2 Jack Wilson, R OBP: 0.272, SLG: 0.351													2	1	0	0	0	1	0					
Bobby Hill, S OBP: 0.303, SLG: 0.279													3	0	0	0	0	0	2					
Josh Fogg, R 34 John Grabow, L Salomón Torres, R The Hector, L Aubrey Huff, L Michael Gonzalez, R 11 Marlon Byrd, R Jose Mesa, R Michael Hendricks, R Brian Meadows, R														2	0	0	0	0	0	0				
<b>Inning Stats</b>	R: 2 E: 0 K: 0 S: 12	H: 3 LOB: 1 BB: 0	R: 0 E: 0 K: 2 S: 12	H: 0 LOB: 0 BB: 0	R: 0 E: 0 K: 0 S: 10	H: 2 LOB: 2 BB: 0	R: 0 E: 0 K: 1 S: 10	H: 0 LOB: 0 BB: 0	R: 0 E: 0 K: 1 S: 5	H: 1 LOB: 1 BB: 1	R: 0 E: 0 K: 0 S: 5	H: 0 LOB: 0 BB: 0	R: 1 E: 0 K: 1 S: 7	H: 1 LOB: 2 BB: 0	R: 0 E: 0 K: 0 S: 7	H: 0 LOB: 0 BB: 0	R: 0 E: 0 K: 1 S: 7	H: 1 LOB: 2 BB: 1	SF: 0 SAC: 1 DP: 2 HBP: 1	1B: 7 2B: 4 3B: 0 HR: 1	W/P: 0 P/B: 0 SB: 0 CS: 0	PA: 53		
<b>PITCHER</b>	IP WLS BF	H R ER SO	BB IBB HBP BLK	WP HR S P	ERA WHIP	54 Chad Orvela, R ERA: 5.14	(13, 1)	1.0	S	5	1	0	0	0	1	0	0	0	0	0	10	19	0.00	2.000
Mark Hendrickson, L ERA: 5.88	(1, 1)	5.0	21	6	2	2	2	0	0	0	0	48	78	3.60	1.200									
Travis Harper, R ERA: 7.64	(6, 1)	1.2	H	7	1	2	2	1	0	0	0	12	19	10.80	1.200									
Lance Carter, R ERA: 3.72	(7, 1)	2.1	B	9	3	1	1	1	0	0	0	1	15	21	3.86	1.286								
Trever Miller, L ERA: 4.04	(10, 1)	0.1	4	1	0	0	0	1	1	0	0	4	12	0.00	6.000									
Franklin Nunez, R ERA:	(10, 1)	2.2	W	7	0	0	0	1	0	0	0	4	17	23	0.00	0.000								

Tampa Bay Devil Rays @ Pittsburgh Pirates  
PNC Park, Pittsburgh, PA  
Sun Jun 12 2005, 1:35 PM EDT  
Att: 23,240 - Sunny - 85 F

AB 47  
R 5  
H 12  
RBI 4  
BB 4  
SO 6  
LOB 14





Batter	1	2	3	4	5	6	7	8	9	AB	R	H	RBI	BB	SO	LOB	TOP					
Brady Clark, R OBP: 0.384, SLG: 0.444	F9		2B		P4		G4-3		BB	4	0	1	0	1	0	0	<b>Milwaukee Brewers @ Tampa Bay Devil Rays</b> Tropicana Field, St. Petersburg, FL Mon Jun 13 2005, 7:15 PM EDT Att: 8,878 - Dome - 72 F <a href="http://livebaseballscorecards.com">livebaseballscorecards.com</a>					
23 Rickie Weeks Jr., R OBP: 0.357, SLG: 0.398	1B		K		G5-3		1B		BB	5	0	2	0	0	1	4						
Lyle Overbay, L OBP: 0.412, SLG: 0.478	1B		G3		HR		K			4	1	2	1	0	1	3						
Carlos Lee, R OBP: 0.349, SLG: 0.562	P3			E5	1B		P3			4	0	1	0	0	0	1						
2 Bill Hall, R OBP: 0.326, SLG: 0.503	F8			K	K		F8			4	0	0	0	0	2	2						
Geoff Jenkins, L OBP: 0.318, SLG: 0.368	K			F7		K	F7			4	0	0	0	0	2	1						
28 Prince Fielder, L (1, 10)	G6-3			G3-1		P2			F9	4	0	0	0	0	0	1						
7 J.J. Hardy, R OBP: 0.288, SLG: 0.256			G6-3		HR		F7		F8	3	1	1	0	0	0	0						
Chris Magruder, S OBP: 0.313, SLG: 0.421					1B					1	0	0	0	0	0	0						
Chad Moeller, R OBP: 0.222, SLG: 0.279			2B		HR				1B	2	1	1	2	1	0	0						
Wes Helms, R OBP: 0.328, SLG: 0.559							G6-3			1	0	1	0	0	0	0						
<b>Inning Stats</b>	R: 0 E: 0 K: 0 S: 8	H: 2 LOB: 1 BB: 0 P: 12	R: 0 E: 0 K: 1 S: 6	H: 0 LOB: 0 BB: 0 P: 9	R: 0 E: 0 K: 1 S: 12	H: 1 LOB: 2 BB: 1 P: 21	R: 0 E: 1 K: 1 S: 8	H: 0 LOB: 1 BB: 0 P: 8	R: 3 E: 0 K: 1 S: 17	H: 4 LOB: 0 BB: 0 P: 22	R: 0 E: 0 K: 1 S: 7	H: 0 LOB: 0 BB: 0 P: 10	R: 0 E: 0 K: 1 S: 9	H: 1 LOB: 1 BB: 0 P: 13	R: 0 E: 0 K: 0 S: 8	H: 0 LOB: 0 BB: 0 P: 9	R: 0 E: 0 K: 0 S: 13	H: 1 LOB: 2 BB: 1 P: 21	1B: 6 2B: 1 3B: 0 HR: 2	SF: 0 SAC: 0 DP: 0 HBP: 0	WP: 0 PB: 0 CS: 0	PA: 38
<b>PITCHER</b>	IP	WLS	BF	H	R	ER	SO	BB	IBB	HBP	BLK	WP	HR	S	P	ERA	WHIP					
Doug Waechter, R ERA: 5.29	(1, 1)	8.0	W	33	8	3	3	6	1	0	0	0	0	2	75	104	3.38	1.125				
Danys Baez, R ERA: 3.14	(9, 1)	1.0	S	5	1	0	0	0	1	0	0	0	0	0	13	21	0.00	2.000				

Batter	1	2	3	4	5	6	7	8	9	AB	R	H	RBI	BB	SO	LOB	BOTTOM				
13 Carl Crawford, L OBP: 0.307, SLG: 0.423	G4-3		G3	G4-3			G3			4	0	0	0	0	0	2	<b>Milwaukee Brewers @ Tampa Bay Devil Rays</b> Tropicana Field, St. Petersburg, FL Mon Jun 13 2005, 7:15 PM EDT Att: 8,878 - Dome - 72 F <a href="http://livebaseballscorecards.com">livebaseballscorecards.com</a>				
Julio Lugo, R OBP: 0.333, SLG: 0.371	1B		3 PB 1B		F7		G4-3			4	1	2	1	0	0	0					
3 Jorge Cantu, R OBP: 0.320, SLG: 0.472	F8		3-H 1B		G6-3 1B		2B			4	1	3	1	0	0	1					
Aubrey Huff, L OBP: 0.329, SLG: 0.366			1B		G6-3					4	0	2	0	0	1	2					
Reggie Taylor, L OBP: 0.417, SLG: 0.545	PO		1B		K		K			0	0	0	0	0	0	0					
Eduardo Perez, R OBP: 0.333, SLG: 0.500	PO		F9-5 2B		K				HR	3	0	2	1	0	1	2					
Travis Lee, L OBP: 0.340, SLG: 0.363										1	1	1	1	0	0	0					
Damon Hollins, R OBP: 0.356, SLG: 0.532			F9-5 2B		F9		P4		G6-3	4	0	0	0	0	0	2					
31 Jonny Gomes, R OBP: 0.387, SLG: 0.667			F8		HR		K		K	4	1	1	1	0	2	0					
Toby Hall, R OBP: 0.332, SLG: 0.423					P6		F7		G6-3	4	0	0	0	0	0	0					
Nick Green, R OBP: 0.387, SLG: 0.410					13 G3 1B		2B		K	3	1	2	0	0	1	0					
<b>Inning Stats</b>	R: 0 E: 0 K: 0 S: 11	H: 2 LOB: 1 BB: 0 P: 15	R: 0 E: 0 K: 0 S: 7	H: 1 LOB: 0 BB: 0 P: 12	R: 2 E: 0 K: 1 S: 14	H: 4 LOB: 2 BB: 0 P: 20	R: 1 E: 0 K: 0 S: 10	H: 2 LOB: 1 BB: 0 P: 14	R: 1 E: 0 K: 0 S: 10	H: 2 LOB: 1 BB: 0 P: 14	R: 0 E: 0 K: 2 S: 9	H: 0 LOB: 0 BB: 0 P: 14	R: 0 E: 0 K: 1 S: 8	H: 1 LOB: 1 BB: 0 P: 10	R: 1 E: 0 K: 1 S: 11	H: 1 LOB: 0 BB: 0 P: 16	1B: 6 2B: 6 3B: 0 HR: 2	SF: 0 SAC: 0 DP: 1 HBP: 0	WP: 0 PB: 1 CS: 0	PA: 36	
<b>PITCHER</b>	IP	WLS	BF	H	R	ER	SO	BB	IBB	HBP	BLK	WP	HR	S	P	ERA	WHIP				
39 Chris Capuano, L ERA: 3.53	(1, 1)	7.0	L	31	12	4	4	4	0	0	0	0	1	69	99	5.14	1.714				
Ricky Bottalico, R ERA: 3.96	(8, 1)	1.0		4	1	1	1	1	0	0	0	0	1	11	16	9.00	1.000				



Batter	1	2	3	4	5	6	7	8	9	AB	R	H	RBI	BB	SO	LOB	TOP			
<b>Brady Clark, R</b> OBP: 0.381, SLG: 0.438 (1, 8)	4-2 23 1B 2B BB	2-2 FC6-5			0-3 K		2-0 F9		3-2 P3	4	1	0	0	1	1	2				
<b>23 Rickie Weeks Jr., R</b> OBP: 0.421, SLG: 0.513 (1, 4)	2-1 2B 1B	1-3 K			2-3 K		1-0 1B HBP		4-2 1B BB	3	1	1	0	1	2	2				
<b>Lyle Overbay, L</b> OBP: 0.416, SLG: 0.487 (1, 3)	1-1 2B FC6-2		1-3 K		1-2 F7		3-1 1B		3-2 FC5-4 1B	5	0	3	2	0	1	0				
<b>Carlos Lee, R</b> OBP: 0.343, SLG: 0.551 (1, 7)	1-3 K		2-1 F7		1-2 F8		0-3 K		1-2 FC5-4	5	0	0	0	0	2	5				
<b>2 Bill Hall, R</b> OBP: 0.330, SLG: 0.503 (1, 5)	2-2 FC6-2 S 2H		0-0 S 1B		0-2 WP 1B 1B		1-2 K			4	1	2	0	0	1	3				
<b>Damian Miller, R</b> OBP: 0.349, SLG: 0.404 (1, 2)	0-3 K		1-0 F9		1-2 1B WP 1B		0-0 F9			4	1	1	0	0	1	2				
<b>Wes Helms, R</b> OBP: 0.323, SLG: 0.540 (1, 10)		0-1 G6-3		2-3 K		2-2 1B 1H 2H		0-1 P3		4	0	1	2	0	1	0				
<b>Chris Magruder, S</b> OBP: 0.309, SLG: 0.410 (1, 9)		0-0 FC6-5 7 1B 1B		0-1 F8		0-3 K		2-0 F9		4	0	1	0	0	1	1				
<b>7 J.J. Hardy, R</b> OBP: 0.287, SLG: 0.255 (1, 6)		3-1 FC6-5 1B		1-0 F9		1-1 F7		1-0 F7		4	0	1	0	0	0	1				
<b>Inning Stats</b>	R: 2 E: 0 K: 2 S: 17	H: 2 LOB: 1 BB: 1 P: 27	R: 0 E: 0 K: 1 S: 12	H: 2 LOB: 2 BB: 0 P: 18	R: 0 E: 0 K: 1 S: 9	H: 1 LOB: 1 BB: 0 P: 13	R: 0 E: 0 K: 1 S: 6	H: 0 LOB: 0 BB: 0 P: 9	R: 0 E: 0 K: 2 S: 9	H: 3 LOB: 1 BB: 0 P: 25	R: 0 E: 0 K: 2 S: 10	H: 1 LOB: 2 BB: 0 P: 17	R: 0 E: 0 K: 0 S: 4	H: 0 LOB: 0 BB: 0 P: 6	R: 0 E: 0 K: 0 S: 13	H: 1 LOB: 2 BB: 1 P: 25	1B: 9 2B: 1 3B: 0 HR: 0	SF: 0 SAC: 0 DP: 0 HBP: 1	WP: 2 PB: 0 CS: 2	PA: 40
<b>PITCHER</b> <b>Casey Fossum, L</b> ERA: 4.35 <b>56 Tim Corcoran, R</b> ERA:	IP	WLS	BF	H	R	ER	SO	BB	IBB	HBP	BLK	WP	HR	S	P	ERA	WHIP			
	7.0	L	32	9	4	4	10	1	0	1	0	2	0	83	121	5.14	1.429			
	2.0		8	1	0	0	0	1	0	0	0	0	0	17	31	0.00	1.000			

**Milwaukee Brewers @ Tampa Bay Devil Rays**  
Tropicana Field, St. Petersburg, FL  
Tue Jun 14 2005, 7:15 PM EDT  
Att: 8,897 - Dome - 72 F

AB 37  
R 4  
H 10  
RBI 4  
BB 2  
SO 10  
LOB 16



Batter	1	2	3	4	5	6	7	8	9	AB	R	H	RBI	BB	SO	LOB	BOTTOM					
<b>13 Carl Crawford, L</b> OBP: 0.306, SLG: 0.421 (1, 7)	1-1 F7		1-0 F8		0-1 G1-3			0-1 1B 3 1B 1B		4	0	1	0	0	0	0						
<b>Julio Lugo, R</b> OBP: 0.325, SLG: 0.365 (1, 6)	0-1 G5-3		0-0 B1-3			0-0 F8		1-0 F8		4	0	0	0	0	0	1						
<b>3 Jorge Cantu, R</b> OBP: 0.327, SLG: 0.481 (1, 5)	1-0 2B		0-2 1B			1-0 G1-3		1-0 1B 1B		4	0	3	0	0	0	0						
<b>Aubrey Huff, L</b> OBP: 0.332, SLG: 0.373 (1, 9)	1-2 G3-1		1-0 F7			3-2 2B		0-0 G6-4-3 1B		4	0	2	0	0	0	2						
<b>Damon Hollins, R</b> OBP: 0.352, SLG: 0.518 (1, 8)		1-1 1B HBP		0-2 P3		0-1 F8		1-0 G6-4-3		3	0	0	0	0	0	4						
<b>Travis Lee, L</b> OBP: 0.344, SLG: 0.367 (1, 3)		2-1 1B		1-3 K			1-3 K		0-0 1B	4	0	2	0	0	2	0						
<b>31 Jonny Gomes, R</b> OBP: 0.371, SLG: 0.613 (1, 10)		2-3 K		1-3 K			1-0 1B		0-3 K	4	0	1	0	0	3	3						
<b>Toby Hall, R</b> OBP: 0.324, SLG: 0.413 (1, 2)		1-3 K		1-0 G6-3			0-0 F8		2-1 F9	4	0	0	0	0	1	4						
<b>Nick Green, R</b> OBP: 0.378, SLG: 0.399 (1, 4)		0-0 G1-3		1-0 F8			0-0 F9		3-2 F9	4	0	0	0	0	0	4						
<b>Inning Stats</b>	R: 0 E: 0 K: 0 S: 8	H: 1 LOB: 1 BB: 0 P: 11	R: 0 E: 0 K: 2 S: 10	H: 1 LOB: 2 BB: 0 P: 16	R: 0 E: 0 K: 0 S: 7	H: 1 LOB: 1 BB: 0 P: 9	R: 0 E: 0 K: 2 S: 10	H: 0 LOB: 0 BB: 0 P: 12	R: 0 E: 0 K: 0 S: 4	H: 0 LOB: 0 BB: 0 P: 6	R: 0 E: 0 K: 0 S: 8	H: 1 LOB: 1 BB: 0 P: 12	R: 0 E: 0 K: 1 S: 7	H: 1 LOB: 1 BB: 0 P: 9	R: 0 E: 0 K: 0 S: 6	H: 3 LOB: 2 BB: 0 P: 9	R: 0 E: 0 K: 1 S: 9	H: 1 LOB: 1 BB: 0 P: 14	1B: 7 2B: 2 3B: 0 HR: 0	SF: 0 SAC: 0 DP: 1 HBP: 1	WP: 0 PB: 0 CS: 0	PA: 36
<b>PITCHER</b> <b>Tomo Ohka, R</b> ERA: 2.86	IP	WLS	BF	H	R	ER	SO	BB	IBB	HBP	BLK	WP	HR	S	P	ERA	WHIP					
	9.0	W	36	9	0	0	6	0	0	1	0	0	0	69	98	0.00	1.000					

**Milwaukee Brewers @ Tampa Bay Devil Rays**  
Tropicana Field, St. Petersburg, FL  
Tue Jun 14 2005, 7:15 PM EDT  
Att: 8,897 - Dome - 72 F

AB 35  
R 0  
H 9  
RBI 0  
BB 0  
SO 6  
LOB 18





Batter	1	2	3	4	5	6	7	8	9	AB	R	H	RBI	BB	SO	LOB	TOP					
<b>Brady Clark, R</b> OBP: 0.383, SLG: 0.450	1-0 HR		0-1 F8			0-0 23 BB 1B		2-2 G6-3		4	1	2	1	0	0	0	<b>Milwaukee Brewers @ Tampa Bay Devil Rays</b> Tropicana Field, St. Petersburg, FL Wed Jun 15 2005, 7:15 PM EDT Att: 8,801 - Dome - 72 F <a href="http://livebaseballscorecards.com">livebaseballscorecards.com</a>					
<b>23 Rickie Weeks Jr., R</b> OBP: 0.391, SLG: 0.263	3-2 G5-3		1-3 K			4-0 L4-3 BB		1-1 F8		3	0	0	0	1	1	0						
<b>Lyle Overbay, L</b> OBP: 0.409, SLG: 0.477	0-0 F7		1-1 G1-3			1-0 L4-3		1-1 F7		4	0	0	0	0	0	2						
<b>Carlos Lee, R</b> OBP: 0.342, SLG: 0.545	2-2 P3			0-0 G5-3		4-0 BB		0-0 F9		3	0	0	0	1	0	0						
<b>2 Bill Hall, R</b> OBP: 0.333, SLG: 0.503		3-1 28 2B G4-3 1B		2-2 G6-3		1-0 F8		3-2 28 DI 2B 1B		4	2	2	0	0	0	2						
<b>28 Prince Fielder, L</b> OBP: 0.250, SLG: 0.500		1-2 G4-3 2B		2-1 P4			1-1 P5	1-2 1-H 2B		4	0	2	1	0	0	0						
<b>Damian Miller, R</b> OBP: 0.341, SLG: 0.394		0-0 G5-3		0-3 K L3			0-0 P3	1-2 F9		4	0	0	0	0	1	3						
<b>Chris Magruder, S</b> OBP: 0.296, SLG: 0.391		2-2 G4-3		1-1 L3			2-1 F7			3	0	0	1	0	0	2						
<b>7 J.J. Hardy, R</b> OBP: 0.281, SLG: 0.250		2-3 3-H F7		0-1 P3				1-2 G5-3		3	0	0	0	0	0	1						
<b>Inning Stats</b>	R: 1 E: 0 K: 0 S: 10	H: 1 LOB: 0 BB: 0 P: 16	R: 1 E: 0 K: 0 S: 11	H: 2 LOB: 1 BB: 0 P: 18	R: 0 E: 0 K: 1 S: 7	H: 0 LOB: 0 BB: 0 P: 9	R: 0 E: 0 K: 0 S: 6	H: 0 LOB: 0 BB: 0 P: 10	R: 0 E: 0 K: 1 S: 8	H: 1 LOB: 2 BB: 2 P: 9	R: 0 E: 0 K: 0 S: 5	H: 0 LOB: 0 BB: 0 P: 8	R: 0 E: 0 K: 0 S: 8	H: 0 LOB: 0 BB: 0 P: 12	R: 1 E: 0 K: 0 S: 15	H: 2 LOB: 1 BB: 0 P: 21	1B: 3 2B: 4 3B: 0 HR: 1	SF: 0 SAC: 0 DP: 2 HBP: 0	WP: 1 PB: 0 CS: 0	PA: 34		
<b>PITCHER</b>	IP	WLS	BF	H	R	ER	SO	BB	IBB	HBP	BLK	WP	HR	S	P	ERA	WHIP					
<b>Hideo Nomo, R</b> ERA: 6.31	(1, 1)	7.0	W	26	4	2	2	2	2	0	0	0	1	1	50	83	2.57	0.857				
<b>Franklin Nunez, R</b> ERA:	(8, 1)	1.0	H	3	0	0	0	0	0	0	0	0	0	0	8	12	0.00	0.000				
<b>Danys Baez, R</b> ERA: 3.34	(9, 1)	1.0	S	5	2	1	1	0	0	0	0	0	0	0	15	21	9.00	2.000				

Batter	1	2	3	4	5	6	7	8	9	AB	R	H	RBI	BB	SO	LOB	BOTTOM					
<b>13 Carl Crawford, L</b> OBP: 0.308, SLG: 0.428	0-2 G6-3	1-0 1B		1-0 P4			3-2 2B 3B	1-0 F8		5	1	2	0	0	0	1	<b>Milwaukee Brewers @ Tampa Bay Devil Rays</b> Tropicana Field, St. Petersburg, FL Wed Jun 15 2005, 7:15 PM EDT Att: 8,801 - Dome - 72 F <a href="http://livebaseballscorecards.com">livebaseballscorecards.com</a>					
<b>Julio Lugo, R</b> OBP: 0.337, SLG: 0.375	4-2 3B BB	2-2 K		1-1 3 G4-3 E 1B		0-1 1B SF7 2B	2-2 1B	2-2 1B		4	2	3	1	1	1	2						
<b>Aubrey Huff, L</b> OBP: 0.330, SLG: 0.369	0-0 F7		0-1 F9		1-3 K		0-0 BB 1B	1-3 K		5	0	1	0	0	2	3						
<b>Damon Hollins, R</b> OBP: 0.352, SLG: 0.518							2-3 1B			0	0	0	0	0	0	0						
<b>3 Jorge Cantu, R</b> OBP: 0.326, SLG: 0.475	4-2 BB		0-1 G5-3		1-0 G4-3		2-2 K			3	0	0	0	1	1	3						
<b>Travis Lee, L</b> OBP: 0.342, SLG: 0.359	3-2 G4-3		0-2 G3-1		3-2 E4 S 2-H		4-0 FC5 BB IBB			3	0	0	0	1	0	2						
<b>Nick Green, R</b> OBP: 0.366, SLG: 0.391		3-2 F8		0-1 E4 2B		1-2 P6	1-2 SF7			3	1	0	1	0	0	1						
<b>Reggie Taylor, L</b> OBP: 0.375, SLG: 0.429		2-0 P4		2-0 F9		2-0 G3-1	3-H 4-0 BB			3	0	0	0	1	0	1						
<b>Kevin Cash, R</b> OBP: 0.250, SLG: 1.000		0-0 HR		3-1 F9		1-3 K	0-1 FC5			4	1	1	1	0	1	4						
<b>Alex Gonzalez, R</b> OBP: 0.303, SLG: 0.379		1-0 13 1B		0-0 1-H 2B		2-2 G6-3	1-3 K			4	0	2	1	0	1	0						
<b>Inning Stats</b>	R: 0 E: 0 K: 0 S: 13	H: 0 LOB: 2 BB: 2 P: 24	R: 1 E: 0 K: 1 S: 10	H: 3 LOB: 0 BB: 0 P: 19	R: 0 E: 0 K: 0 S: 7	H: 0 LOB: 0 BB: 0 P: 7	R: 1 E: 1 K: 0 S: 8	H: 1 LOB: 1 BB: 0 P: 13	R: 1 E: 1 K: 1 S: 13	H: 1 LOB: 1 BB: 0 P: 20	R: 0 E: 0 K: 1 S: 7	H: 0 LOB: 0 BB: 0 P: 12	R: 2 E: 0 K: 1 S: 20	H: 3 LOB: 3 BB: 2 P: 34	R: 0 E: 0 K: 2 S: 11	H: 1 LOB: 1 BB: 0 P: 15	1B: 5 2B: 2 3B: 1 HR: 1	SF: 1 SAC: 0 DP: 0 HBP: 0	WP: 0 PB: 0 CS: 0	PA: 39		
<b>PITCHER</b>	IP	WLS	BF	H	R	ER	SO	BB	IBB	HBP	BLK	WP	HR	S	P	ERA	WHIP					
<b>Victor Santos, R</b> ERA: 2.87	(1, 1)	6.0	L	30	8	5	3	3	2	0	0	0	0	0	66	106	4.50	1.667				
<b>Matt Wise, R</b> ERA: 2.49	(7, 1)	2.0		9	1	0	0	3	1	1	0	0	0	0	23	38	0.00	1.000				



Batter	1	2	3	4	5	6	7	8	9	AB	R	H	RBI	BB	SO	LOB	TOP						
22 David Eckstein, R OBP: 0.373, SLG: 0.378	G6-3	F9		BB		G6-3			1B SF7	3	1	0	1	2	0	2	St. Louis Cardinals @ Tampa Bay Devil Rays Tropicana Field, St. Petersburg, FL Fri Jun 17 2005, 7:15 PM EDT Att: 19,099 - Dome - 72 F						
So Taguchi, R OBP: 0.305, SLG: 0.376	F7		CS 1B	K		1B		1B	5	0	3	1	0	1	2								
5 Albert Pujols, R OBP: 0.410, SLG: 0.580	1B BB		K		F9	F9		K	4	1	0	0	1	2	4								
Reggie Sanders, R OBP: 0.349, SLG: 0.539	1B		1B		1B E		F8	SF7	4	1	3	1	0	0	0								
Mark Grudzielanek, R OBP: 0.362, SLG: 0.437	1B		K		F9		G6-3	K	5	0	1	1	0	2	3								
Larry Walker, L OBP: 0.356, SLG: 0.440	G5-3			G5-3	E4		P6			4	0	1	0	0	2								
Scott Seabol, R OBP: 0.314, SLG: 0.362				BB		1B 2B		G1-3		3	2	2	0	1	0	0							
Abraham Nunez, S OBP: 0.345, SLG: 0.396		K		1B		1B		G4-3		4	1	2	1	0	1	1							
4 Yadier Molina, R OBP: 0.284, SLG: 0.325	P2			K		SH5-4		G1-6-3		3	0	0	0	0	1	2							
<b>Inning Stats</b>	R: 1 E: 0 K: 0 S: 12	H: 2 LOB: 2 BB: 1 P: 18	R: 0 E: 0 K: 1 S: 11	H: 0 LOB: 1 BB: 1 P: 17	R: 0 E: 0 K: 2 S: 15	H: 2 LOB: 1 BB: 0 P: 21	R: 1 E: 0 K: 2 S: 18	H: 2 LOB: 2 BB: 1 P: 31	R: 1 E: 1 K: 0 S: 6	H: 2 LOB: 1 BB: 0 P: 9	R: 2 E: 0 K: 0 S: 23	H: 3 LOB: 1 BB: 0 P: 26	R: 0 E: 0 K: 0 S: 6	H: 0 LOB: 0 BB: 0 P: 9	R: 0 E: 0 K: 0 S: 6	H: 0 LOB: 0 BB: 0 P: 9	R: 1 E: 0 K: 2 S: 12	H: 1 LOB: 1 BB: 1 P: 23	1B: 11 2B: 1 3B: 0 HR: 0	SF: 1 SAC: 1 DP: 0 HBP: 0	WP: 0 PB: 0 SB: 0 CS: 1	PA: 41	
<b>PITCHER</b>	IP WLS BF H R ER SO BB IBB HBP BLK WP HR S P ERA WHIP	IP WLS BF H R ER SO BB IBB HBP BLK WP HR S P ERA WHIP	<b>PITCHER</b>														IP WLS BF H R ER SO BB IBB HBP BLK WP HR S P ERA WHIP						
19 Scott Kazmir, L ERA: 4.69	4.0	L	20	6	2	2	5	3	0	0	0	0	0	0	0	0	0	0	0	56	87	4.50	2.250
Travis Harper, R ERA: 7.32	4.0	L	16	5	3	2	0	0	0	0	0	0	0	0	0	0	0	0	0	41	53	4.50	1.250
Lance Carter, R ERA: 3.9	1.0	S	5	1	1	1	2	1	0	0	0	0	0	0	0	0	0	0	0	12	23	9.00	2.000

Batter	1	2	3	4	5	6	7	8	9	AB	R	H	RBI	BB	SO	LOB	BOTTOM							
13 Carl Crawford, L OBP: 0.306, SLG: 0.424	G3		FC4-6		G5-3		G3		DI 1B	5	0	1	1	0	0	2	St. Louis Cardinals @ Tampa Bay Devil Rays Tropicana Field, St. Petersburg, FL Fri Jun 17 2005, 7:15 PM EDT Att: 19,099 - Dome - 72 F							
Julio Lugo, R OBP: 0.334, SLG: 0.371	G4-3		FC3-6		G5-3			1B	5	1	1	0	0	0	2									
3 Jorge Cantu, R OBP: 0.329, SLG: 0.502	F9		HR			HR		K	4	2	2	3	0	1	1									
Aubrey Huff, L OBP: 0.328, SLG: 0.367		G4-3	G4-3		G3			K	4	0	1	0	0	0	0									
Eduardo Perez, R OBP: 0.321, SLG: 0.481		G5-3		K		G4-3		K	3	0	0	0	0	1	0									
Travis Lee, L OBP: 0.342, SLG: 0.359										0	0	0	0	0	0									
Nick Green, R OBP: 0.367, SLG: 0.388								K	1	0	0	0	0	1	2									
Alex Gonzalez, R OBP: 0.311, SLG: 0.376								K	1	0	0	0	2	0	0									
Reggie Taylor, L OBP: 0.353, SLG: 0.400								K	1	0	0	0	0	1	2									
31 Jonny Gomes, R OBP: 0.410, SLG: 0.536									K	2	0	1	0	0	1	0								
Toby Hall, R OBP: 0.318, SLG: 0.404										4	0	0	0	0	5									
Damon Hollins, R OBP: 0.357, SLG: 0.517										4	1	2	0	0	0	1								
<b>Inning Stats</b>	R: 0 E: 0 K: 0 S: 7	H: 0 LOB: 0 BB: 0 P: 8	R: 0 E: 0 K: 0 S: 7	H: 1 LOB: 2 BB: 1 P: 13	R: 2 E: 0 K: 0 S: 6	H: 2 LOB: 0 BB: 0 P: 9	R: 0 E: 0 K: 1 S: 13	H: 0 LOB: 1 BB: 1 P: 22	R: 0 E: 0 K: 0 S: 7	H: 0 LOB: 0 BB: 0 P: 10	R: 1 E: 0 K: 0 S: 9	H: 1 LOB: 0 BB: 0 P: 13	R: 0 E: 0 K: 0 S: 10	H: 0 LOB: 1 BB: 0 P: 16	R: 0 E: 0 K: 3 S: 18	H: 2 LOB: 2 BB: 0 P: 27	R: 1 E: 0 K: 1 S: 13	H: 2 LOB: 1 BB: 0 P: 16	1B: 5 2B: 1 3B: 0 HR: 2	SF: 0 SAC: 0 DP: 1 HBP: 2	WP: 1 PB: 0 SB: 0 CS: 0	PA: 38		
<b>PITCHER</b>	IP WLS BF H R ER SO BB IBB HBP BLK WP HR S P ERA WHIP	IP WLS BF H R ER SO BB IBB HBP BLK WP HR S P ERA WHIP	<b>PITCHER</b>														IP WLS BF H R ER SO BB IBB HBP BLK WP HR S P ERA WHIP							
30 Mark Mulder, L ERA: 4.27	7.0	W	28	4	3	3	1	2	0	2	0	0	0	0	0	0	0	0	0	2	59	91	3.86	0.857
Julian Tavarez, R ERA: 2.81	0.1	H	3	2	0	0	1	0	0	0	0	0	0	0	0	0	0	0	0	7	13	0.00	6.000	
Ray King, L ERA: 3.06	0.1	H	1	0	0	0	1	0	0	0	0	0	0	0	0	0	0	0	0	3	4	0.00	0.000	
48 Brad Thompson, R ERA: 2.5	0.1	H	1	0	0	0	1	0	0	0	0	0	0	0	0	0	0	0	0	8	10	0.00	0.000	
44 Jason Isringhausen, R ERA: 2.11	1.0	S	5	2	1	1	1	0	0	0	0	0	0	0	0	0	0	0	0	13	16	9.00	2.000	



Batter	1	2	3	4	5	6	7	8	9	AB	R	H	RBI	BB	SO	LOB	TOP			
22 David Eckstein, R OBP: 0.372, SLG: 0.373	F9		1B BB		SH5-3	G6-3			G5-3	3	0	0	0	1	0	1				
So Taguchi, R OBP: 0.309, SLG: 0.377	F9		1B				F7		G5-3	5	1	2	1	0	0	0				
5 Albert Pujols, R OBP: 0.410, SLG: 0.586	F8		P2						P3	4	1	1	2	1	0	2				
Reggie Sanders, R OBP: 0.352, SLG: 0.536										3	0	1	0	1	0	1				
27 Scott Rolen, R OBP: 0.344, SLG: 0.469										4	1	1	0	0	2	2				
Mark Grudzielanek, R OBP: 0.356, SLG: 0.430										4	0	0	0	0	1	3				
Scott Seabol, R OBP: 0.345, SLG: 0.400										3	1	2	1	1	0	1				
John Mabry, L OBP: 0.336, SLG: 0.423										4	0	1	0	0	1	4				
4 Yadier Molina, R OBP: 0.288, SLG: 0.328										4	1	2	1	0	1	2				
<b>Inning Stats</b>	R: 0 E: 0 K: 0 S: 6	H: 0 LOB: 0 BB: 0 P: 8	R: 0 E: 0 K: 1 S: 14	H: 1 LOB: 1 BB: 0 P: 17	R: 0 E: 0 K: 0 S: 8	H: 2 LOB: 2 BB: 1 P: 14	R: 1 E: 0 K: 0 S: 9	H: 2 LOB: 1 BB: 1 P: 17	R: 3 E: 0 K: 1 S: 12	H: 3 LOB: 0 BB: 0 P: 16	R: 1 E: 0 K: 1 S: 9	H: 2 LOB: 1 BB: 0 P: 13	R: 0 E: 0 K: 2 S: 9	H: 0 LOB: 1 BB: 1 P: 14	R: 0 E: 0 K: 2 S: 5	H: 0 LOB: 0 BB: 0 P: 7	1B: 8 2B: 1 3B: 0 HR: 1	SF: 0 SAC: 1 DP: 1 HBP: 0	WP: 1 PB: 1 SB: 2 CS: 0	PA: 39
<b>PITCHER</b>	IP WLS BF H R ER SO BB IBB HBP BLK WP HR S P ERA WHIP																			
Mark Hendrickson, L ERA: 5.83	(1, 1) 8.0 L 36 10 5 5 5 4 0 0 0 0 1 1 75 116 5.62 1.750																			
54 Chad Ornela, R ERA: 4.5	(9, 1) 1.0 3 0 0 0 0 0 0 0 0 0 0 0 5 7 0.00 0.000																			

St. Louis Cardinals @ Tampa Bay Devil Rays  
Tropicana Field, St. Petersburg, FL  
Sat Jun 18 2005, 6:15 PM EDT  
Att: 20,416 - Dome - 72 F

AB 34  
R 5  
H 10  
RBI 5  
BB 4  
SO 5  
LOB 16



Batter	1	2	3	4	5	6	7	8	9	AB	R	H	RBI	BB	SO	LOB	BOTTOM					
13 Carl Crawford, L OBP: 0.305, SLG: 0.428	G3		F9		G4-3					4	0	1	0	0	0	2						
Julio Lugo, R OBP: 0.333, SLG: 0.369	G4-3		1B		F8					4	0	1	1	0	0	1						
Aubrey Huff, L OBP: 0.324, SLG: 0.361	G4-3		F8							4	0	0	0	0	1	3						
3 Jorge Cantu, R OBP: 0.328, SLG: 0.498										4	0	1	1	0	0	0						
Travis Lee, L OBP: 0.339, SLG: 0.356										4	0	1	0	0	1	0						
31 Jonny Gomes, R OBP: 0.419, SLG: 0.676										4	0	2	0	0	0	1						
Reggie Taylor, L OBP: 0.286, SLG: 0.316										4	0	0	0	0	2	4						
Kevin Cash, R OBP: 0.286, SLG: 0.714										3	1	1	0	0	1	1						
Alex Gonzalez, R OBP: 0.309, SLG: 0.373										1	0	0	0	0	1	2						
Nick Green, R OBP: 0.367, SLG: 0.383										2	1	0	0	0	2	0						
<b>Inning Stats</b>	R: 0 E: 0 K: 0 S: 4	H: 1 LOB: 1 BB: 0 P: 7	R: 0 E: 0 K: 2 S: 10	H: 1 LOB: 0 BB: 0 P: 14	R: 2 E: 0 K: 0 S: 8	H: 3 LOB: 1 BB: 0 P: 15	R: 0 E: 1 K: 0 S: 7	H: 0 LOB: 1 BB: 0 P: 11	R: 0 E: 0 K: 1 S: 5	H: 0 LOB: 0 BB: 0 P: 6	R: 0 E: 0 K: 1 S: 12	H: 0 LOB: 0 BB: 0 P: 17	R: 0 E: 0 K: 1 S: 10	H: 0 LOB: 0 BB: 0 P: 14	R: 0 E: 0 K: 1 S: 8	H: 1 LOB: 1 BB: 0 P: 13	R: 0 E: 0 K: 2 S: 12	H: 2 LOB: 2 BB: 0 P: 19	1B: 4 2B: 2 3B: 1 HR: 0	SF: 0 SAC: 0 DP: 0 HBP: 1	WP: 0 PB: 0 SB: 0 CS: 0	PA: 36
<b>PITCHER</b>	IP WLS BF H R ER SO BB IBB HBP BLK WP HR S P ERA WHIP																					
Matt Morris, R ERA: 3.16	(1, 1) 8.0 W 30 5 2 2 2 6 0 0 1 0 0 0 64 97 2.25 0.625																					
44 Jason Istringhausen, R ERA: 2.01	(9, 1) 1.0 S 5 2 0 0 2 0 0 0 0 0 0 0 12 19 0.00 2.000																					

St. Louis Cardinals @ Tampa Bay Devil Rays  
Tropicana Field, St. Petersburg, FL  
Sat Jun 18 2005, 6:15 PM EDT  
Att: 20,416 - Dome - 72 F

AB 34  
R 2  
H 7  
RBI 2  
BB 0  
SO 8  
LOB 14









Batter	1	2	3	4	5	6	7	8	9	AB	R	H	RBI	BB	SO	LOB	TOP										
<b>13 Carl Crawford, L</b> OBP: 0.308, SLG: 0.425										4	0	2	1	1	0	1	<b>Tampa Bay Devil Rays @ New York Yankees</b> Yankee Stadium, Bronx, NY Mon Jun 20 2005, 7:05 PM EDT Att: 43,543 - Cloudy - 69 F										
<b>Julio Lugo, R</b> OBP: 0.336, SLG: 0.374										5	1	3	1	0	0	2											
<b>3 Jorge Cantu, R</b> OBP: 0.339, SLG: 0.502										3	0	1	1	1	0	3											
<b>Aubrey Huff, L</b> OBP: 0.323, SLG: 0.363 <b>Reggie Taylor, L</b> OBP: 0.273, SLG: 0.300										5	0	0	0	0	1	5											
<b>Eduardo Perez, R</b> OBP: 0.322, SLG: 0.468 <b>Travis Lee, L</b> OBP: 0.339, SLG: 0.351										2	1	0	0	1	0	0											
<b>31 Jonny Gomes, R</b> OBP: 0.462, SLG: 0.643										2	1	1	0	3	1	1											
<b>Damon Hollins, R</b> OBP: 0.370, SLG: 0.520										3	1	1	1	2	0	2											
<b>Toby Hall, R</b> OBP: 0.310, SLG: 0.393										5	0	1	0	0	1	7											
<b>Alex Gonzalez, R</b> OBP: 0.305, SLG: 0.362										4	1	0	0	1	0	3											
<b>Inning Stats</b>	R: 0 E: 0 K: 1 S: 8	H: 1 LOB: 1 BB: 0 P: 14	R: 3 E: 1 K: 0 S: 11	H: 1 LOB: 2 BB: 4 P: 32	R: 0 E: 0 K: 0 S: 10	H: 0 LOB: 1 BB: 1 P: 22	R: 0 E: 0 K: 0 S: 10	H: 1 LOB: 1 BB: 0 P: 13	R: 1 E: 0 K: 0 S: 10	H: 2 LOB: 2 BB: 2 P: 22	R: 1 E: 0 K: 0 S: 11	H: 3 LOB: 1 BB: 0 P: 14	R: 0 E: 0 K: 1 S: 12	H: 1 LOB: 1 BB: 0 P: 16	R: 0 E: 0 K: 0 S: 4	H: 1 LOB: 2 BB: 2 P: 8		R: 0 E: 0 K: 1 S: 12	H: 0 LOB: 2 BB: 2 P: 23	1B: 8 2B: 2 3B: 0 HR: 0	SF: 0 SAC: 0 DP: 1 HBP: 1	WP: 0 PB: 0 SB: 2 CS: 1	PA: 45				
<b>PITCHER</b>	IP	WLS	BF	H	R	ER	SO	BB	IBB	HBP	BLK	WP	HR	S	P	ERA	WHIP										
<b>34 Sean Henn, L</b> ERA: 10.29	4.2	L	24	4	4	3	1	7	0	0	0	0	0	46	98	5.79	2.357										
<b>Paul Quantrill, R</b> ERA: 6.52	2.1		11	5	1	1	1	0	0	0	0	0	0	26	35	3.86	2.143										
<b>Buddy Groom, L</b> ERA: 4.82	1.0		5	1	0	0	0	0	0	1	0	0	0	4	8	0.00	1.000										
<b>42 Mariano Rivera, R</b> ERA: 0.98	1.0		5	0	0	0	1	2	0	0	0	0	0	12	23	0.00	2.000										

Batter	1	2	3	4	5	6	7	8	9	AB	R	H	RBI	BB	SO	LOB	BOTTOM										
<b>2 Derek Jeter, R</b> OBP: 0.390, SLG: 0.440										4	1	1	0	0	0	0	<b>Tampa Bay Devil Rays @ New York Yankees</b> Yankee Stadium, Bronx, NY Mon Jun 20 2005, 7:05 PM EDT Att: 43,543 - Cloudy - 69 F										
<b>Tony Womack, L</b> OBP: 0.278, SLG: 0.269										4	0	0	0	0	2	3											
<b>Gary Sheffield, R</b> OBP: 0.411, SLG: 0.498										4	1	1	1	0	1	1											
<b>13 Alex Rodriguez, R</b> OBP: 0.430, SLG: 0.599										4	0	1	0	0	1	3											
<b>55 Hideki Matsui, L</b> OBP: 0.354, SLG: 0.469										3	1	2	3	1	0	0											
<b>20 Jorge Posada, S</b> OBP: 0.370, SLG: 0.458 <b>Bubba Crosby, L</b> OBP: 0.231, SLG: 0.167 <b>Tino Martinez, L</b> OBP: 0.321, SLG: 0.470										3	0	0	0	1	0	3											
<b>25 Jason Giambi, L</b> OBP: 0.394, SLG: 0.563 <b>John Flaherty, R</b> OBP: 0.259, SLG: 0.255										4	0	0	0	0	2	4											
<b>Bernie Williams, S</b> OBP: 0.343, SLG: 0.342										2	0	0	0	2	1	2											
<b>24 Robinson Cano, L</b> OBP: 0.310, SLG: 0.443										4	1	1	0	0	0	3											
<b>Inning Stats</b>	R: 0 E: 0 K: 3 S: 12	H: 0 LOB: 1 BB: 0 P: 18	R: 0 E: 0 K: 0 S: 8	H: 0 LOB: 0 BB: 0 P: 14	R: 0 E: 0 K: 0 S: 4	H: 0 LOB: 0 BB: 1 P: 10	R: 0 E: 0 K: 0 S: 11	H: 0 LOB: 0 BB: 0 P: 16	R: 0 E: 0 K: 1 S: 5	H: 0 LOB: 0 BB: 0 P: 7	R: 0 E: 0 K: 1 S: 9	H: 1 LOB: 2 BB: 1 P: 17	R: 4 E: 0 K: 1 S: 23	H: 4 LOB: 1 BB: 1 P: 38	R: 0 E: 0 K: 1 S: 6	H: 0 LOB: 0 BB: 0 P: 11		1B: 3 2B: 2 3B: 0 HR: 1	SF: 0 SAC: 0 DP: 1 HBP: 1	WP: 0 PB: 0 SB: 0 CS: 0	PA: 37						
<b>PITCHER</b>	IP	WLS	BF	H	R	ER	SO	BB	IBB	HBP	BLK	WP	HR	S	P	ERA	WHIP										
<b>Casey Fossum, L</b> ERA: 3.99	7.0	W	27	3	1	1	5	3	0	1	0	0	0	60	99	1.29	0.857										
<b>Lance Carter, R</b> ERA: 4.5	0.2		5	3	3	3	0	0	0	0	0	0	1	15	22	40.50	4.500										
<b>Danys Baez, R</b> ERA: 3.19	1.1	S	5	0	0	0	2	1	0	0	0	0	0	10	21	0.00	0.750										







Batter	1	2	3	4	5	6	7	8	9	AB	R	H	RBI	BB	SO	LOB	TOP					
13 Carl Crawford, L OBP: 0.314, SLG: 0.434	0-0 S 1B		1-0 G4-6-3		1-1 G4-6-3		1-0 P2			4	0	1	0	0	0	3	<p>Tampa Bay Devil Rays @ New York Yankees</p> <p>Yankee Stadium, Bronx, NY</p> <p>Wed Jun 22 2005, 1:05 PM EDT</p> <p>Att: 48,452 - Cloudy - 75 F</p> <p>livebaseballscores.com</p>					
Julio Lugo, R OBP: 0.334, SLG: 0.369	1-3 K			2-3 K		2-2 G5-3		0-0 F9		4	0	0	0	0	2	1						
3 Jorge Cantu, R OBP: 0.329, SLG: 0.486 Alex Gonzalez, R OBP: 0.308, SLG: 0.364	0-2 K			0-2 F8		0-1 G6-3		2-3 K		4	0	0	0	0	2	1						
Travis Lee, L OBP: 0.343, SLG: 0.361	0-3 K			2-2 31 HR		3-2 F7		3-2 G3		4	1	1	0	0	1	1						
31 Jonny Gomes, R OBP: 0.475, SLG: 0.740		2-3 K		1-0 HR			4-1 HBP HR		0-3 K	3	2	1	2	1	2	0						
Aubrey Huff, L OBP: 0.322, SLG: 0.358 Reggie Taylor, L OBP: 0.250, SLG: 0.273		3-2 G4-3		0-0 CS			1-3 K		0-0 G5-3	2	0	1	0	0	0	0						
Damon Hollins, R OBP: 0.361, SLG: 0.523		1-2 G5-3		0-1 CS		1-3 K		0-0 F8		4	0	0	0	0	1	1						
Toby Hall, R OBP: 0.315, SLG: 0.391			1-2 E5		2-1 1B		2-1 HR			1	1	0	0	0	0	0						
Nick Green, R OBP: 0.369, SLG: 0.400			1-1 F9		3-2 1B		1-2 HR			3	1	2	3	0	0	1						
<b>Inning Stats</b>	R: 0 E: 0 K: 3 S: 10	H: 1 LOB: 1 BB: 0 P: 11	R: 0 E: 0 K: 1 S: 16	H: 0 LOB: 0 BB: 0 P: 22	R: 0 E: 1 K: 0 S: 6	H: 0 LOB: 0 BB: 0 P: 9	R: 2 E: 0 K: 1 S: 12	H: 3 LOB: 0 BB: 0 P: 17	R: 0 E: 0 K: 0 S: 8	H: 0 LOB: 0 BB: 0 P: 13	R: 3 E: 0 K: 1 S: 10	H: 1 LOB: 0 BB: 1 P: 19	R: 0 E: 0 K: 1 S: 8	H: 0 LOB: 0 BB: 0 P: 13	R: 0 E: 0 K: 1 S: 6	H: 0 LOB: 0 BB: 0 P: 6		1B: 4 2B: 0 3B: 0 HR: 2	SF: 0 SAC: 0 DP: 2 HBP: 2	WP: 0 PB: 0 CS: 1	PA: 35	
<b>PITCHER</b>	IP WLS BF H R ER SO BB IBB HBP BLK WP HR S P ERA WHIP	IP WLS BF H R ER SO BB IBB HBP BLK WP HR S P ERA WHIP	IP WLS BF H R ER SO BB IBB HBP BLK WP HR S P ERA WHIP	IP WLS BF H R ER SO BB IBB HBP BLK WP HR S P ERA WHIP	IP WLS BF H R ER SO BB IBB HBP BLK WP HR S P ERA WHIP	IP WLS BF H R ER SO BB IBB HBP BLK WP HR S P ERA WHIP	IP WLS BF H R ER SO BB IBB HBP BLK WP HR S P ERA WHIP	IP WLS BF H R ER SO BB IBB HBP BLK WP HR S P ERA WHIP	IP WLS BF H R ER SO BB IBB HBP BLK WP HR S P ERA WHIP	IP WLS BF H R ER SO BB IBB HBP BLK WP HR S P ERA WHIP	IP WLS BF H R ER SO BB IBB HBP BLK WP HR S P ERA WHIP	IP WLS BF H R ER SO BB IBB HBP BLK WP HR S P ERA WHIP	IP WLS BF H R ER SO BB IBB HBP BLK WP HR S P ERA WHIP	IP WLS BF H R ER SO BB IBB HBP BLK WP HR S P ERA WHIP	IP WLS BF H R ER SO BB IBB HBP BLK WP HR S P ERA WHIP	IP WLS BF H R ER SO BB IBB HBP BLK WP HR S P ERA WHIP	IP WLS BF H R ER SO BB IBB HBP BLK WP HR S P ERA WHIP					
Carl Pavano, R ERA: 4.69	6.2	L	27	6	5	5	7	1	0	2	0	0	0	0	0	0	0	2	70	105	6.75	1.050
Mike Stanton, L ERA: 8.23	0.1	H	1	0	0	0	0	0	0	0	0	0	0	0	0	0	0	0	1	2	0.00	0.000
Tanyon Sturtze, R ERA: 3.69	2.0	S	6	0	0	0	2	0	0	0	0	0	0	0	0	0	0	0	14	19	0.00	0.000

Batter	1	2	3	4	5	6	7	8	9	AB	R	H	RBI	BB	SO	LOB	BOTTOM					
2 Derek Jeter, R OBP: 0.393, SLG: 0.455	3-2 G6-3		2-0 G4-3		2-1 G2-3		0-0 L6		3-3 K	5	0	0	0	0	1	2	<p>Tampa Bay Devil Rays @ New York Yankees</p> <p>Yankee Stadium, Bronx, NY</p> <p>Wed Jun 22 2005, 1:05 PM EDT</p> <p>Att: 48,452 - Cloudy - 75 F</p> <p>livebaseballscores.com</p>					
Bernie Williams, S OBP: 0.347, SLG: 0.359	1-0 HR		2-2 P3		4-1 13 F8		0-0 F9			3	1	1	0	1	0	0						
Gary Sheffield, R OBP: 0.417, SLG: 0.538	1-2 HR		3-2 F7		0-1 13 F8		3-1 P2			4	1	2	2	0	0	0						
13 Alex Rodriguez, R OBP: 0.425, SLG: 0.599	2-3 K		2-0 G5-3		2-1 F8		1-2 1B		0-0 PB	4	0	1	0	0	1	2						
55 Hideki Matsui, L OBP: 0.362, SLG: 0.485 Tony Womack, L OBP: 0.279, SLG: 0.269	1-2 G4-3		1-2 G4-3		3-2 G3		4-1 PB		1-2 BB	3	0	0	0	1	0	2						
Ruben Sierra, S OBP: 0.269, SLG: 0.460		1-1 G6-3		2-0 SH5-4		4-0 IBB		3-3 K		3	1	1	0	1	1	2						
Russ Johnson, R OBP: 0.333, SLG: 0.375 20 Jorge Posada, S OBP: 0.372, SLG: 0.470		3-3 K		1-0 SH5-4		0-1 F9		3-3 K		2	0	0	0	0	1	3						
John Flaherty, R OBP: 0.241, SLG: 0.236 25 Jason Giambi, L OBP: 0.392, SLG: 0.372		2-1 F7		1-0 SH5-4		1-2 F8		0-1 F7		2	0	0	0	0	0	0						
24 Robinson Cano, L OBP: 0.305, SLG: 0.443			1-3 K		1-0 G4-3		1-3 K		0-0 3B	4	0	1	1	0	2	1						
<b>Inning Stats</b>	R: 2 E: 0 K: 1 S: 18	H: 2 LOB: 0 BB: 0 P: 26	R: 0 E: 0 K: 1 S: 8	H: 0 LOB: 0 BB: 0 P: 14	R: 0 E: 0 K: 1 S: 8	H: 0 LOB: 0 BB: 0 P: 13	R: 0 E: 0 K: 0 S: 8	H: 0 LOB: 0 BB: 0 P: 14	R: 1 E: 0 K: 0 S: 5	H: 1 LOB: 1 BB: 0 P: 12	R: 0 E: 0 K: 0 S: 11	H: 1 LOB: 3 BB: 2 P: 24	R: 0 E: 0 K: 1 S: 10	H: 0 LOB: 0 BB: 0 P: 12	R: 0 E: 0 K: 1 S: 8	H: 1 LOB: 3 BB: 1 P: 18		R: 0 E: 0 K: 2 S: 11	H: 1 LOB: 1 BB: 0 P: 17	1B: 3 2B: 1 3B: 1 HR: 1	SF: 0 SAC: 1 DP: 0 HBP: 1	WP: 0 PB: 1 CS: 0
<b>PITCHER</b>	IP WLS BF H R ER SO BB IBB HBP BLK WP HR S P ERA WHIP	IP WLS BF H R ER SO BB IBB HBP BLK WP HR S P ERA WHIP	IP WLS BF H R ER SO BB IBB HBP BLK WP HR S P ERA WHIP	IP WLS BF H R ER SO BB IBB HBP BLK WP HR S P ERA WHIP	IP WLS BF H R ER SO BB IBB HBP BLK WP HR S P ERA WHIP	IP WLS BF H R ER SO BB IBB HBP BLK WP HR S P ERA WHIP	IP WLS BF H R ER SO BB IBB HBP BLK WP HR S P ERA WHIP	IP WLS BF H R ER SO BB IBB HBP BLK WP HR S P ERA WHIP	IP WLS BF H R ER SO BB IBB HBP BLK WP HR S P ERA WHIP	IP WLS BF H R ER SO BB IBB HBP BLK WP HR S P ERA WHIP	IP WLS BF H R ER SO BB IBB HBP BLK WP HR S P ERA WHIP	IP WLS BF H R ER SO BB IBB HBP BLK WP HR S P ERA WHIP	IP WLS BF H R ER SO BB IBB HBP BLK WP HR S P ERA WHIP	IP WLS BF H R ER SO BB IBB HBP BLK WP HR S P ERA WHIP	IP WLS BF H R ER SO BB IBB HBP BLK WP HR S P ERA WHIP	IP WLS BF H R ER SO BB IBB HBP BLK WP HR S P ERA WHIP	IP WLS BF H R ER SO BB IBB HBP BLK WP HR S P ERA WHIP					
19 Scott Kazmir, L ERA: 4.62	7.0	W	28	4	3	3	4	1	1	0	0	0	0	0	0	0	0	4	7	0.00	1.500	
Lance Carter, R ERA: 4.41	0.2	H	3	1	0	0	0	0	0	0	0	0	0	0	0	0	0	0	4	7	0.00	1.500
Danys Baez, R ERA: 3.06	1.1	S	6	1	0	0	3	1	0	0	0	0	0	0	0	0	0	0	15	28	0.00	1.500



Batter	1	2	3	4	5	6	7	8	9	AB	R	H	RBI	BB	SO	LOB	TOP																					
<b>13 Carl Crawford, L</b> OBP: 0.313, SLG: 0.430	F7		P4		G4-3	FC5 BB		G4-3		5	0	1	1	0	0	2	<b>Tampa Bay Devil Rays @ New York Yankees</b> Yankee Stadium, Bronx, NY Thu Jun 23 2005, 7:05 PM EDT Att: 45,382 - Partly Cloudy - 73 F																					
<b>Julio Lugo, R</b> OBP: 0.342, SLG: 0.376	3 HR		3 HR		G6-3				3 2B 31 FC6-2	3	2	0	2	0	1																							
<b>3 Jorge Cantu, R</b> OBP: 0.335, SLG: 0.516	1-H		2-H		E6				31 FC6-2	5	3	3	4	0	3																							
<b>Travis Lee, L</b> OBP: 0.350, SLG: 0.360	G1-3		31 FC6-4						31 FC6-2	3	1	1	0	2	0																							
<b>31 Jonny Gomes, R</b> OBP: 0.439, SLG: 0.673	K		1-2		G4-3				2B	5	1	0	0	0	1																							
<b>Eric Munson, L</b> OBP: 0.400, SLG: 0.400									2B	5	1	2	0	0	2																							
<b>Damon Hollins, R</b> OBP: 0.362, SLG: 0.522									IBB	4	0	1	3	1	0																							
<b>Toby Hall, R</b> OBP: 0.313, SLG: 0.383									2B	4	0	0	0	0	2																							
<b>Nick Green, R</b> OBP: 0.366, SLG: 0.402									2B	4	1	1	0	0	1																							
<b>Inning Stats</b>	R: 2 E: 0 K: 1 S: 12	H: 1 LOB: 0 BB: 1 P: 17	R: 0 E: 0 K: 0 S: 5	H: 1 LOB: 0 BB: 0 P: 9	R: 2 E: 0 K: 0 S: 14	H: 3 LOB: 1 BB: 0 P: 20	R: 0 E: 0 K: 0 S: 5	H: 0 LOB: 0 BB: 0 P: 7	R: 1 E: 1 K: 0 S: 12	H: 1 LOB: 2 BB: 1 P: 20	R: 1 E: 0 K: 0 S: 13	H: 2 LOB: 3 BB: 1 P: 21	R: 0 E: 0 K: 1 S: 8	H: 0 LOB: 0 BB: 0 P: 14	R: 0 E: 0 K: 1 S: 6	H: 0 LOB: 1 BB: 1 P: 13	R: 3 E: 0 K: 1 S: 19	H: 3 LOB: 1 BB: 1 P: 28	1B: 5 2B: 4 3B: 0 HR: 2	SF: 0 SAC: 0 DP: 1 HBP: 1	WP: 0 PB: 0 SB: 0 CS: 0	PA: 44																
<b>PITCHER</b>	IP	WLS	BF	H	R	ER	SO	BB	IBB	HBP	BLK	WP	HR	S	P	ERA	WHIP	<b>PITCHER</b>				IP	WLS	BF	H	R	ER	SO	BB	IBB	HBP	BLK	WP	HR	S	P	ERA	WHIP
<b>40 Chien-Ming Wang, R</b> ERA: 4.31	6.0	L	30	8	6	5	1	3	0	1	0	0	2	61	94	7.50	1.833					6.0	L	30	8	6	5	1	3	0	1	0	0	2	61	94	7.50	1.833
<b>Mike Stanton, L</b> ERA: 5.79	7.1		3	0	0	0	1	0	0	0	0	0	0	8	14	0.00	0.000					7.1		3	0	0	0	1	0	0	0	0	8	14	0.00	0.000		
<b>Tom Gordon, R</b> ERA: 3.18	8.1		10	3	3	3	2	1	1	0	0	0	0	21	37	16.20	2.400					8.1		10	3	3	3	2	1	1	0	0	21	37	16.20	2.400		
<b>Scott Proctor, R</b> ERA: 3.86	9.1		1	0	0	0	0	0	0	0	0	0	0	4	4	0.00	0.000					9.1		1	0	0	0	0	0	0	0	4	4	0.00	0.000			
<b>Batter</b>	<b>1</b>	<b>2</b>	<b>3</b>	<b>4</b>	<b>5</b>	<b>6</b>	<b>7</b>	<b>8</b>	<b>9</b>	<b>AB</b>	<b>R</b>	<b>H</b>	<b>RBI</b>	<b>BB</b>	<b>SO</b>	<b>LOB</b>	<b>BOTTOM</b>																					
<b>2 Derek Jeter, R</b> OBP: 0.393, SLG: 0.454	HR		F8		G4-6-3				G4-6-3	5	1	2	0	0	3	<b>Tampa Bay Devil Rays @ New York Yankees</b> Yankee Stadium, Bronx, NY Thu Jun 23 2005, 7:05 PM EDT Att: 45,382 - Partly Cloudy - 73 F																						
<b>Bernie Williams, S</b> OBP: 0.348, SLG: 0.379	1-H		55 1B		L6				G4-6-3	5	2	2	2	0	2																							
<b>Gary Sheffield, R</b> OBP: 0.412, SLG: 0.531	G6-3		SF8		G6-3				G5-3	3	0	0	1	0	0																							
<b>13 Alex Rodriguez, R</b> OBP: 0.426, SLG: 0.600	G5-3		55 1B		P4				55 1B	3	0	1	0	1	0																							
<b>55 Hideki Matsui, L</b> OBP: 0.363, SLG: 0.485	G3-1		1-2						20 S	4	0	2	1	0	1																							
<b>Tony Womack, L</b> OBP: 0.279, SLG: 0.269			1-2						1B	0	0	0	0	0	0																							
<b>20 Jorge Posada, S</b> OBP: 0.371, SLG: 0.463			G5-3						1B	3	0	0	0	1	0																							
<b>Ruben Sierra, S</b> OBP: 0.254, SLG: 0.433									BB	4	0	0	0	0	3																							
<b>25 Jason Giambi, L</b> OBP: 0.394, SLG: 0.375									1B	4	0	2	0	0	0																							
<b>24 Robinson Cano, L</b> OBP: 0.310, SLG: 0.444			2B						1B	4	1	2	0	0	1																							
<b>Inning Stats</b>	R: 2 E: 0 K: 0 S: 11	H: 2 LOB: 0 BB: 0 P: 19	R: 0 E: 0 K: 0 S: 6	H: 0 LOB: 0 BB: 0 P: 11	R: 2 E: 0 K: 0 S: 13	H: 3 LOB: 2 BB: 1 P: 25	R: 0 E: 0 K: 0 S: 6	H: 2 LOB: 1 BB: 0 P: 7	R: 0 E: 0 K: 1 S: 9	H: 0 LOB: 0 BB: 0 P: 15	R: 0 E: 0 K: 0 S: 4	H: 0 LOB: 0 BB: 0 P: 6	R: 0 E: 0 K: 0 S: 11	H: 2 LOB: 3 BB: 1 P: 19	R: 0 E: 0 K: 0 S: 10	H: 2 LOB: 1 BB: 0 P: 14	1B: 8 2B: 2 3B: 0 HR: 1	SF: 1 SAC: 0 DP: 2 HBP: 0	WP: 0 PB: 0 SB: 1 CS: 0	PA: 38																		
<b>PITCHER</b>	IP	WLS	BF	H	R	ER	SO	BB	IBB	HBP	BLK	WP	HR	S	P	ERA	WHIP	<b>PITCHER</b>				IP	WLS	BF	H	R	ER	SO	BB	IBB	HBP	BLK	WP	HR	S	P	ERA	WHIP
<b>Mark Hendrickson, L</b> ERA: 5.72	7.2	W	32	9	4	4	1	0	1	0	0	0	1	62	107	4.70	1.174					7.2	W	32	9	4	4	1	0	1	0	0	1	62	107	4.70	1.174	
<b>Danys Baez, R</b> ERA: 2.94	1.1	S	6	2	0	0	0	1	0	0	0	0	0	15	23	0.00	2.250					1.1	S	6	2	0	0	0	1	0	0	0	15	23	0.00	2.250		



Batter	1	2	3	4	5	6	7	8	9	AB	R	H	RBI	BB	SO	LOB	TOP																					
Juan Pierre, L OBP: 0.292, SLG: 0.325 (1, 8)	G3	L1		G3		FC6		1B		5	1	1	3	0	0	4	<b>Florida Marlins @ Tampa Bay Devil Rays</b> Tropicana Field, St. Petersburg, FL Fri Jun 24 2005, 7:15 PM EDT Att: 10,624 - Dome - 72 F																					
Luis Castillo, S OBP: 0.421, SLG: 0.410 (1, 4)	2B		2B	1B		G4-3		CS		4	1	3	1	1	0																							
Miguel Cabrera, R OBP: 0.385, SLG: 0.572 (1, 7)	P5		2B	2B		K		CS	G5-3	5	1	1	0	0	2																							
Carlos Delgado, L OBP: 0.415, SLG: 0.576 (1, 3)	IBB		2B			G6-3			G3	4	1	1	2	1	1																							
Mike Lowell, R OBP: 0.270, SLG: 0.346 (1, 5)	K		2B			P6		G5-3	F9	5	0	1	1	0	1																							
Paul Lo Duca, R OBP: 0.356, SLG: 0.393 (1, 2)		FC4-6 HBP	F8			F8		G1		3	1	1	0	0	0																							
Juan Encarnacion, R OBP: 0.340, SLG: 0.456 (1, 9)		FC4-6 1B	P4			F9		G1		4	0	1	0	0	0																							
Jeff Conine, R OBP: 0.364, SLG: 0.359 (1, 10)	FC4-6		P6			FC6		BB		3	1	1	0	1	0																							
Alex Gonzalez, R OBP: 0.339, SLG: 0.392 (1, 6)	P4			G3		P6		BB		3	1	1	0	1	0																							
<b>Inning Stats</b>	R: 0 E: 0 K: 1 S: 15	H: 1 LOB: 2 BB: 1 P: 21	R: 0 E: 0 K: 0 S: 13	H: 1 LOB: 2 BB: 0 P: 18	R: 3 E: 0 K: 0 S: 13	H: 4 LOB: 1 BB: 0 P: 17	R: 0 E: 0 K: 1 S: 9	H: 1 LOB: 1 BB: 1 P: 13	R: 0 E: 0 K: 0 S: 4	H: 0 LOB: 0 BB: 0 P: 8	R: 0 E: 0 K: 0 S: 7	H: 1 LOB: 1 BB: 0 P: 9	R: 0 E: 0 K: 2 S: 9	H: 0 LOB: 0 BB: 0 P: 14	R: 4 E: 0 K: 0 S: 13	H: 3 LOB: 2 BB: 2 P: 28	R: 0 E: 0 K: 0 S: 7	H: 0 LOB: 0 BB: 0 P: 12	1B: 5 2B: 5 3B: 1 HR: 0	SF: 0 SAC: 0 DP: 1 HBP: 1	WP: 0 PB: 0 CS: 0	PA: 42																
<b>PITCHER</b>	IP	WLS	BF	H	R	ER	SO	BB	IBB	HBP	BLK	WP	HR	S	P	ERA	WHIP	<b>PITCHER</b>				IP	WLS	BF	H	R	ER	SO	BB	IBB	HBP	BLK	WP	HR	S	P	ERA	WHIP
Doug Waechter, R ERA: 5.65 (1, 1)	7.2	L	35	9	5	5	4	2	1	1	0	0	0	75	112	5.87	1.435																					
Franklin Nunez, R ERA: 10.8 (8, 1)	0.0		1	0	0	0	0	1	0	0	0	0	0	4	8	∞	∞																					
Lance Carter, R ERA: 4.5 (8, 1)	1.1	B	5	2	2	2	0	0	0	0	0	0	0	11	20	13.50	1.500																					

AB	36
R	7
H	11
RBI	7
BB	4
SO	4
LOB	17



Batter	1	2	3	4	5	6	7	8	9	AB	R	H	RBI	BB	SO	LOB	BOTTOM																					
13 Carl Crawford, L OBP: 0.312, SLG: 0.426 (1, 7)	G4-3			3S HR BB		G1-3		P5		3	1	0	0	1	0		<b>Florida Marlins @ Tampa Bay Devil Rays</b> Tropicana Field, St. Petersburg, FL Fri Jun 24 2005, 7:15 PM EDT Att: 10,624 - Dome - 72 F																					
Julio Lugo, R OBP: 0.341, SLG: 0.372 (1, 6)	L6			3S HR BB		F9		B5-3		3	1	0	0	1	0																							
3 Jorge Cantu, R OBP: 0.333, SLG: 0.524 (1, 10)	K			HR		G5-3		F8		4	1	1	3	0	1																							
Eduardo Perez, R OBP: 0.348, SLG: 0.469 (1, 3)				K						1	1	0	0	2	1																							
Travis Lee, L OBP: 0.353, SLG: 0.364 (8, 3)				K		31 SH1-3 2B BB				1	0	1	0	0	0																							
31 Jonny Gomes, R OBP: 0.420, SLG: 0.638 (1, 9)				K		SH1-3				3	0	0	0	0	0																							
Damon Hollins, R OBP: 0.353, SLG: 0.507 (1, 8)	G4-3			F9		P3		G4-3		4	0	0	0	0	0																							
Alex Gonzalez, R OBP: 0.321, SLG: 0.384 (1, 5)				G5-4-3 1B		G5-4-3 1B				3	0	3	1	0	0																							
Kevin Cash, R OBP: 0.267, SLG: 0.643 (1, 2)				F9		K				3	0	0	0	0	2																							
Nick Green, R OBP: 0.361, SLG: 0.395 (1, 4)				G5-4-3		G5-4-3		L6		3	0	0	0	0	0																							
<b>Inning Stats</b>	R: 0 E: 0 K: 1 S: 12	H: 0 LOB: 0 BB: 0 P: 17	R: 0 E: 0 K: 0 S: 6	H: 0 LOB: 0 BB: 1 P: 13	R: 0 E: 0 K: 0 S: 6	H: 1 LOB: 0 BB: 0 P: 11	R: 3 E: 0 K: 1 S: 9	H: 1 LOB: 2 BB: 2 P: 24	R: 0 E: 0 K: 1 S: 8	H: 1 LOB: 0 BB: 0 P: 11	R: 0 E: 0 K: 0 S: 12	H: 0 LOB: 0 BB: 0 P: 20	R: 1 E: 0 K: 1 S: 10	H: 1 LOB: 1 BB: 1 P: 18	R: 0 E: 0 K: 0 S: 6	H: 0 LOB: 0 BB: 0 P: 10	R: 0 E: 0 K: 0 S: 8	H: 1 LOB: 1 BB: 0 P: 12	1B: 3 2B: 1 3B: 0 HR: 1	SF: 0 SAC: 1 DP: 3 HBP: 0	WP: 0 PB: 0 CS: 0	PA: 33																
<b>PITCHER</b>	IP	WLS	BF	H	R	ER	SO	BB	IBB	HBP	BLK	WP	HR	S	P	ERA	WHIP	<b>PITCHER</b>				IP	WLS	BF	H	R	ER	SO	BB	IBB	HBP	BLK	WP	HR	S	P	ERA	WHIP
Al Leiter, L ERA: 6.33 (1, 1)	6.1		23	3	4	4	3	4	0	0	0	0	0	8	12	0.00	1.505																					
Guillermo Mota, R ERA: 6.1 (7, 1)	0.2	W	3	1	0	0	1	0	0	0	0	0	0	8	12	0.00	1.500																					
Jim Mecir, R ERA: 3.91 (8, 1)	1.0	H	3	0	0	0	0	0	0	0	0	0	0	6	10	0.00	0.000																					
Todd Jones, R ERA: 1.45 (9, 1)	1.0	S	4	1	0	0	0	0	0	0	0	0	0	8	12	0.00	1.000																					

AB	28
R	4
H	5
RBI	4
BB	4
SO	4
LOB	9





Batter	1	2	3	4	5	6	7	8	9	AB	R	H	RBI	BB	SO	LOB	TOP					
Juan Pierre, L (1, 8) OBP: 0.296, SLG: 0.329	0-1 1B 1B	1-1 G6-3		0-0 1B	1-2 F7			0-0 1B SH5-4 SF9 1B	2-1 FC4-6	6	2	3	0	0	0	3						
Luis Castillo, S (1, 4) OBP: 0.427, SLG: 0.414	1 SAFE 1-2 1B FC1 1B	4-1 BB		1-1 1B		0-0 F7		0-1 SH5-4		3	1	2	0	1	0	0						
Miguel Cabrera, R (1, 7) OBP: 0.382, SLG: 0.566	1-3 K	0-3 K		0-0 L5		1-2 P4		0-1 1B		5	0	1	1	0	2	5						
Carlos Delgado, L (1, 3) OBP: 0.411, SLG: 0.571	0-0 E FC1 1B	1-0 G4-3		2-2 K		0-1 P6		2-3 3-H SF9		4	1	1	2	0	1	3						
Mike Lowell, R (1, 5) OBP: 0.269, SLG: 0.343	2-2 FC1 1B		2-2 F8	1-0 G5-3			1-1 F8	0-0 1B		5	1	1	1	0	0	3						
Paul Lo Duca, R (1, 2) OBP: 0.361, SLG: 0.406	2-2 1B		0-0 WP 2B		2-2 F7		1-2 F9 2B	2-2 G5-3		5	0	3	1	0	0	2						
Juan Encarnacion, R (1, 9) OBP: 0.350, SLG: 0.457	0-0 1B		0-3 K	4-2 14 HBP BB		2-1 F9		1-1 FC4-6 1B		4	0	2	1	1	1	2						
14 Josh Willingham, R (1, 10)	2-3 K		2-1 HBP		3-1 HBP		3-0 F9		0-0 F7	1	0	0	0	0	1	2						
Lenny Harris, L (7, PH) OBP: 0.412, SLG: 0.419					1-2 HBP					2	0	0	0	0	0	2						
Alex Gonzalez, R (1, 6) OBP: 0.336, SLG: 0.388	2-3 K		1-0 P3		0-0 F9			1-2 SH5-4 1B	0-0 F7	5	1	1	0	0	1	7						
<b>Inning Stats</b>	R: 4 E: 1 K: 3 S: 24	H: 5 LOB: 2 BB: 0 P: 34	R: 0 E: 0 K: 1 S: 7	H: 0 LOB: 1 BB: 1 P: 13	R: 0 E: 0 K: 1 S: 9	H: 1 LOB: 2 BB: 0 P: 14	R: 0 E: 0 K: 1 S: 8	H: 2 LOB: 2 BB: 0 P: 12	R: 0 E: 0 K: 0 S: 10	H: 0 LOB: 2 BB: 1 P: 20	R: 0 E: 0 K: 0 S: 8	H: 0 LOB: 1 BB: 0 P: 9	R: 0 E: 0 K: 0 S: 8	H: 1 LOB: 1 BB: 0 P: 15	R: 2 E: 0 K: 0 S: 17	H: 4 LOB: 2 BB: 0 P: 23	R: 0 E: 0 K: 0 S: 6	H: 1 LOB: 1 BB: 0 P: 9	1B: 12 2B: 2 3B: 0 HR: 0	SF: 1 SAC: 1 DP: 0 HBP: 2	WP: 1 PB: 0 SB: 0 CS: 0	PA: 46
<b>PITCHER</b>	IP WLS BF H R ER SO BB IBB HBP BLK WP HR S P ERA WHIP	IP WLS BF H R ER SO BB IBB HBP BLK WP HR S P ERA WHIP																				
Casey Fossum, L (1, 1) ERA: 4.15	6.1 L 33 9 4 4 6 2 0 2 0 1 0 71 109 5.68 1.737																					
Dewon Brazelton, R (7, 1) ERA: 6.6	1.2 9 4 2 2 0 0 0 0 0 0 0 0 20 31 10.80 2.400																					
Travis Harper, R (9, 1) ERA: 9.0	1.0 4 1 0 0 0 0 0 0 0 0 0 0 6 9 0.00 1.000																					

Florida Marlins @ Tampa Bay Devil Rays  
Tropicana Field, St. Petersburg, FL  
Sat Jun 25 2005, 6:15 PM EDT  
Att: 13,232 - Dome - 72 F

AB 40  
R 6  
H 14  
RBI 6  
BB 2  
SO 6  
LOB 29



Batter	1	2	3	4	5	6	7	8	9	AB	R	H	RBI	BB	SO	LOB	BOTTOM					
13 Carl Crawford, L (1, 7) OBP: 0.311, SLG: 0.424	1-0 S 1B		2-1 G4-3		0-3 K				2-3 K	4	0	1	0	0	2	1						
Julio Lugo, R (1, 6) OBP: 0.343, SLG: 0.372	1-0 F8		0-0 G6-3			4-1 3 CS BB		3-2 3 G6-3 1B		3	0	1	0	1	0	1						
3 Jorge Cantu, R (1, 10) OBP: 0.328, SLG: 0.516	0-3 K			2-0 E5 31 BB 1B G6-4-3		2-2 P4		0-1 G6-3		4	1	0	0	0	1	3						
Eduardo Perez, R (1, 3) OBP: 0.358, SLG: 0.512	1-3 K			0-2 G6-4-3 31 BB 1B		1-0 HR		1-1 G5-3		3	1	2	1	0	1	1						
Travis Lee, L (9, PH) OBP: 0.351, SLG: 0.362				1-2 1B						1	0	0	0	0	0	0						
31 Jonny Gomes, R (1, 9) OBP: 0.425, SLG: 0.617		1-3 K		4-2 G6-4-3 BB		4-2 S BB		1-2 P6		2	0	0	0	2	1	0						
Damon Hollins, R (1, 8) OBP: 0.344, SLG: 0.493		0-0 F9		0-1 G6-4-3		3-2 F9		3-2 F9		4	0	0	0	0	0	3						
Alex Gonzalez, R (1, 5) OBP: 0.321, SLG: 0.383		1-2 1B		1-2 2-3 3-H 1-3 K					3-1 G4-3	3	0	1	0	0	2	1						
Aubrey Huff, L (9, PH) OBP: 0.321, SLG: 0.357										1	0	0	0	0	0	0						
Toby Hall, R (1, 2) OBP: 0.308, SLG: 0.377		0-1 F8			1-2 F8					3	0	0	0	0	0	1						
Nick Green, R (1, 4) OBP: 0.360, SLG: 0.394			0-3 K		3-3 K					3	0	1	0	0	2	0						
<b>Inning Stats</b>	R: 0 E: 0 K: 2 S: 8	H: 1 LOB: 1 BB: 0 P: 11	R: 0 E: 0 K: 1 S: 10	H: 1 LOB: 0 BB: 0 P: 12	R: 0 E: 0 K: 1 S: 7	H: 0 LOB: 0 BB: 0 P: 9	R: 1 E: 1 K: 1 S: 11	H: 1 LOB: 1 BB: 1 P: 18	R: 0 E: 0 K: 2 S: 13	H: 0 LOB: 0 BB: 0 P: 17	R: 1 E: 0 K: 0 S: 16	H: 1 LOB: 1 BB: 2 P: 30	R: 0 E: 0 K: 0 S: 10	H: 1 LOB: 1 BB: 0 P: 14	R: 0 E: 0 K: 0 S: 7	H: 1 LOB: 0 BB: 0 P: 11	R: 0 E: 0 K: 0 S: 6	H: 0 LOB: 0 BB: 0 P: 11	1B: 5 2B: 0 3B: 0 HR: 1	SF: 0 SAC: 0 DP: 2 HBP: 0	WP: 0 PB: 0 SB: 2 CS: 1	PA: 34
<b>PITCHER</b>	IP WLS BF H R ER SO BB IBB HBP BLK WP HR S P ERA WHIP	IP WLS BF H R ER SO BB IBB HBP BLK WP HR S P ERA WHIP																				
Scott Olsen, L (1, 1) ERA: 1.59	5.2 W 23 4 2 1 7 3 0 0 0 0 0 5 8 0.00 0.000																					
Randy Messenger, R (6, 1) ERA: 3.76	0.1 H 1 0 0 0 0 0 0 0 0 0 0 10 14 0.00 1.000																					
Guillermo Mota, R (8, 1) ERA: 5.56	2.0 6 1 0 0 0 0 0 0 0 0 0 0 13 22 0.00 0.500																					

Florida Marlins @ Tampa Bay Devil Rays  
Tropicana Field, St. Petersburg, FL  
Sat Jun 25 2005, 6:15 PM EDT  
Att: 13,232 - Dome - 72 F

AB 31  
R 2  
H 6  
RBI 1  
BB 3  
SO 9  
LOB 11









Batter	1	2	3	4	5	6	7	8	9	AB	R	H	RBI	BB	SO	LOB	TOP			
8 Russ Adams, L OBP: 0.288, SLG: 0.409	F7		P6		F9		K	G4-3		5	0	0	0	0	1	1	<p>Toronto Blue Jays @ Tampa Bay Devil Rays</p> <p>Tropicana Field, St. Petersburg, FL</p> <p>Mon Jun 27 2005, 7:15 PM EDT</p> <p>Att: 8,779 - Dome - 72 F</p> <p>livebaseballscorecards.com</p>			
Frank Catalanotto, L OBP: 0.361, SLG: 0.596	10 BB		L3		F8		F7	G1		4	0	0	0	1	0	1				
10 Vernon Wells, R OBP: 0.308, SLG: 0.455	1B				G5-3			2B BB		3	1	2	0	1	0	0				
Shea Hillenbrand, R OBP: 0.366, SLG: 0.453	L6				1B BB		F7	15 BB		4	2	2	0	0	0	2				
2 Aaron Hill, R OBP: 0.416, SLG: 0.488	K				L6		15 BB	FC5-2-5		4	0	1	0	0	1	6				
Eric Hinske, L OBP: 0.327, SLG: 0.393					1B BB		P5	K		3	0	0	0	1	1	3				
15 Alex Rios, R OBP: 0.330, SLG: 0.448					K		1B	1B		4	0	3	1	0	1	3				
Orlando Hudson, S OBP: 0.296, SLG: 0.375					F7		F8	G4-3		4	0	1	2	0	0	5				
Ken Huckaby, R OBP: 0.200, SLG: 0.145					F7		F7			3	0	1	0	0	0	2				
3 Reed Johnson, R OBP: 0.340, SLG: 0.432					1B			F8		1	0	0	0	0	0	0				
<b>Inning Stats</b>	R: 0 E: 0 K: 1 S: 8	H: 1 LOB: 2 BB: 1 P: 17	R: 0 E: 0 K: 0 S: 7	H: 1 LOB: 0 BB: 0 P: 12	R: 0 E: 0 K: 0 S: 14	H: 1 LOB: 0 BB: 0 P: 18	R: 2 E: 0 K: 1 S: 15	H: 3 LOB: 2 BB: 1 P: 26	R: 0 E: 0 K: 0 S: 6	H: 2 LOB: 2 BB: 0 P: 10	R: 0 E: 0 K: 1 S: 6	H: 0 LOB: 0 BB: 0 P: 9	R: 1 E: 0 K: 1 S: 13	H: 2 LOB: 2 BB: 1 P: 22	R: 0 E: 0 K: 0 S: 7	H: 0 LOB: 0 BB: 0 P: 11	1B: 9 2B: 2 3B: 0 HR: 0	SF: 0 SAC: 0 DP: 1 HBP: 0	WP: 0 PB: 0 SB: 0 CS: 1	PA: 38
<b>PITCHER</b>	IP WLS BF H R ER SO BB IBB HBP BLK WP HR S P ERA WHIP	7.0 W 29 8 2 2 3 2 0 0 0 0 0 63 106 2.57 1.429	0.2 H 4 1 1 1 1 1 0 0 0 0 0 8 14 13.50 3.000	1.1 S 5 1 0 0 0 0 0 0 0 0 0 12 19 0.00 0.750											<b>PITCHER</b>	IP WLS BF H R ER SO BB IBB HBP BLK WP HR S P ERA WHIP				

AB	35
R	3
H	10
RBI	3
BB	3
SO	4
LOB	23



Batter	1	2	3	4	5	6	7	8	9	AB	R	H	RBI	BB	SO	LOB	BOTTOM			
13 Carl Crawford, L OBP: 0.310, SLG: 0.416	FC4-6 BB		S HR		F8		K			2	1	0	0	2	1	0	<p>Toronto Blue Jays @ Tampa Bay Devil Rays</p> <p>Tropicana Field, St. Petersburg, FL</p> <p>Mon Jun 27 2005, 7:15 PM EDT</p> <p>Att: 8,779 - Dome - 72 F</p> <p>livebaseballscorecards.com</p>			
Julio Lugo, R OBP: 0.343, SLG: 0.368	FC4-6 FC3-6		HR BB		3 BB		G6-3			3	1	1	0	1	0	1				
Aubrey Huff, L OBP: 0.319, SLG: 0.362	FC3-6		HR		F8			BB		3	1	1	3	1	0	2				
3 Jorge Cantu, R OBP: 0.324, SLG: 0.506	G3-1		F8		F8		G4-3			4	0	1	0	0	0	2				
Travis Lee, L OBP: 0.344, SLG: 0.353					G4-3		P6			4	0	1	0	0	0	2				
Damon Hollins, R OBP: 0.329, SLG: 0.470	F8		G1-6-3		G1-6-3		F9			4	0	0	0	0	1	1				
31 Jonny Gomes, R OBP: 0.425, SLG: 0.636	G5-4-3				HR		F8			3	1	1	1	1	0	1				
Toby Hall, R OBP: 0.312, SLG: 0.384			G6-3		1B		2B			4	0	2	0	0	0	1				
Nick Green, R OBP: 0.355, SLG: 0.398			L6		P4		G5-3			3	0	0	0	0	0	2				
<b>Inning Stats</b>	R: 0 E: 1 K: 0 S: 6	H: 0 LOB: 1 BB: 1 P: 13	R: 0 E: 0 K: 0 S: 6	H: 1 LOB: 0 BB: 0 P: 9	R: 3 E: 0 K: 0 S: 9	H: 1 LOB: 0 BB: 2 P: 20	R: 1 E: 0 K: 0 S: 9	H: 2 LOB: 1 BB: 0 P: 14	R: 0 E: 0 K: 0 S: 11	H: 2 LOB: 2 BB: 0 P: 16	R: 0 E: 0 K: 1 S: 8	H: 1 LOB: 1 BB: 0 P: 9	R: 0 E: 0 K: 1 S: 13	H: 0 LOB: 1 BB: 1 P: 16	R: 0 E: 0 K: 1 S: 13	H: 0 LOB: 1 BB: 1 P: 19	1B: 4 2B: 1 3B: 0 HR: 2	SF: 0 SAC: 0 DP: 1 HBP: 0	WP: 0 PB: 0 SB: 1 CS: 0	PA: 35
<b>PITCHER</b>	IP WLS BF H R ER SO BB IBB HBP BLK WP HR S P ERA WHIP	6.0 L 27 7 4 4 0 7 4 4 0 0 0 12 20 0.00 1.667	1.1 5 0 0 0 1 1 0 0 0 0 0 0 9 15 0.00 1.500											<b>PITCHER</b>	IP WLS BF H R ER SO BB IBB HBP BLK WP HR S P ERA WHIP					

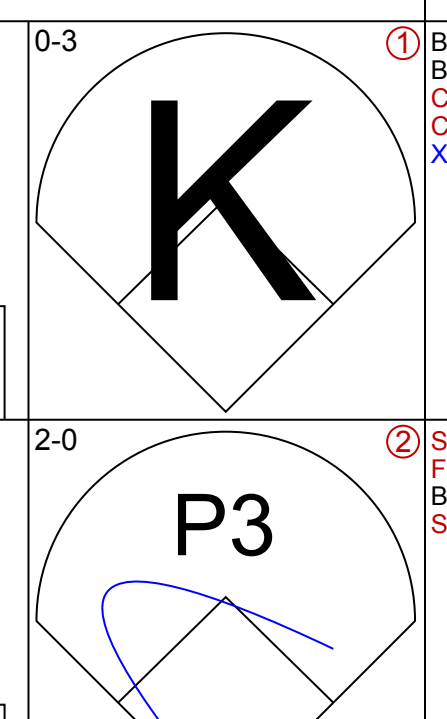
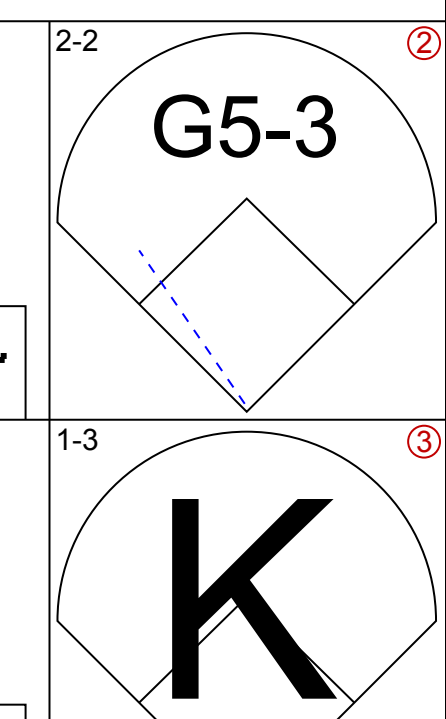
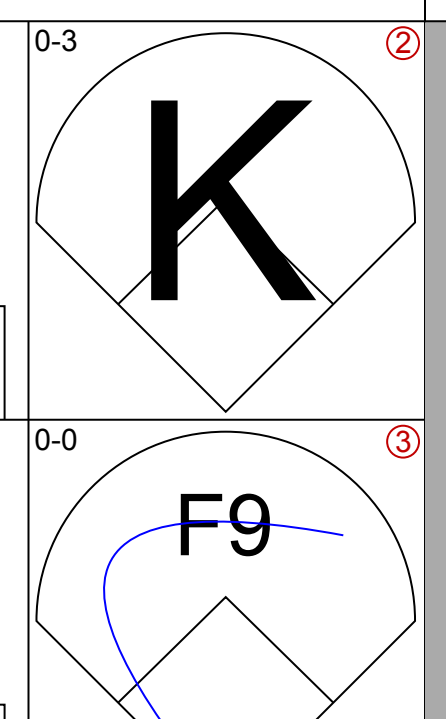
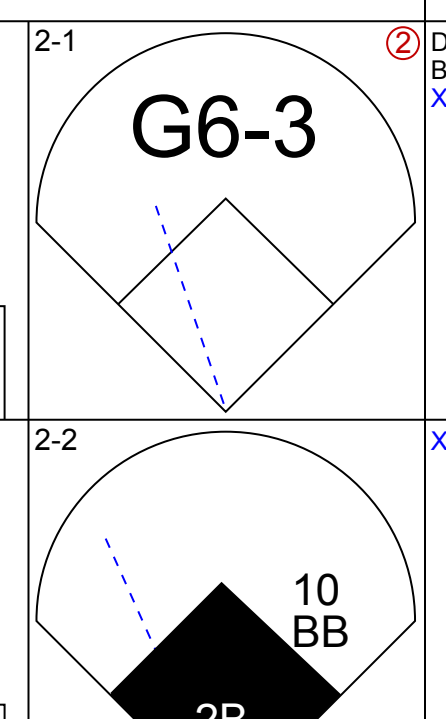
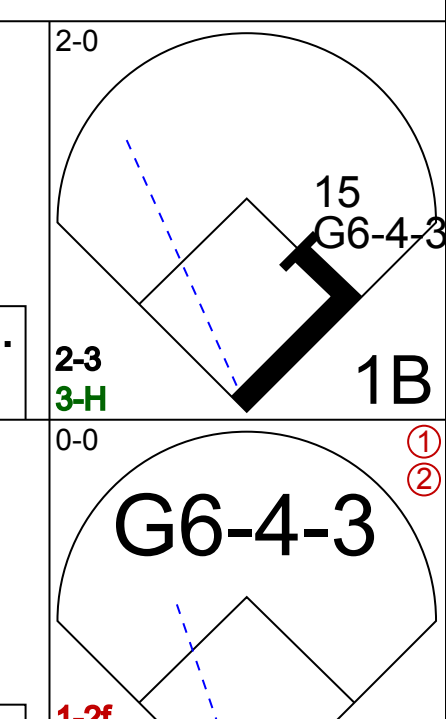

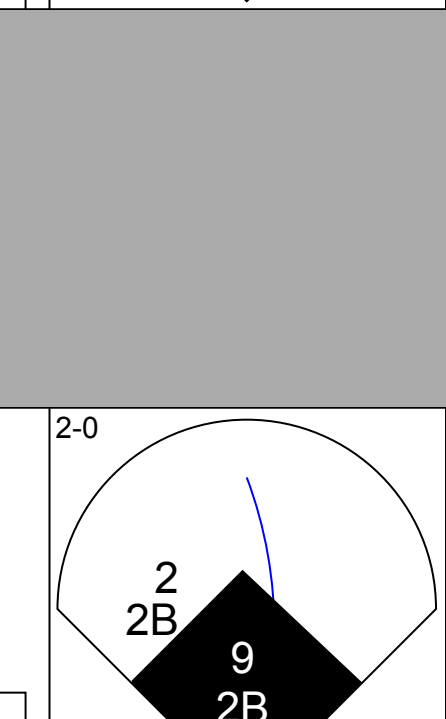

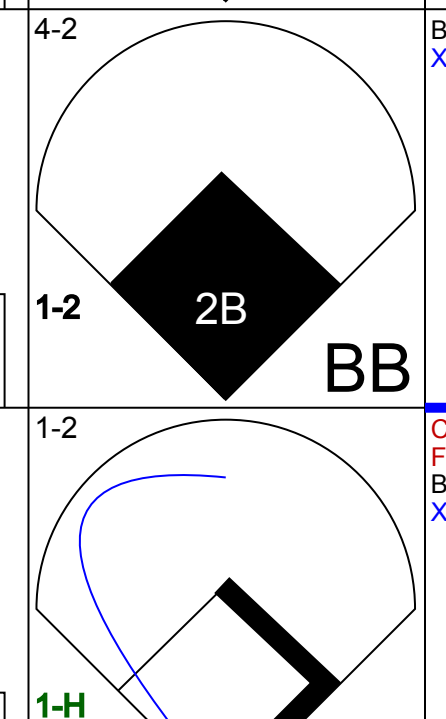
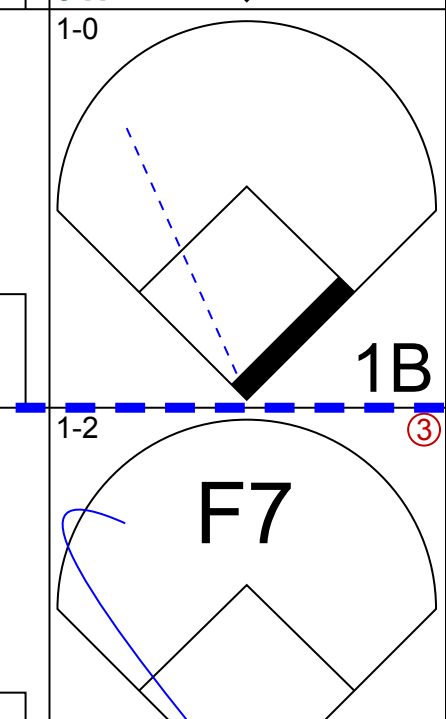


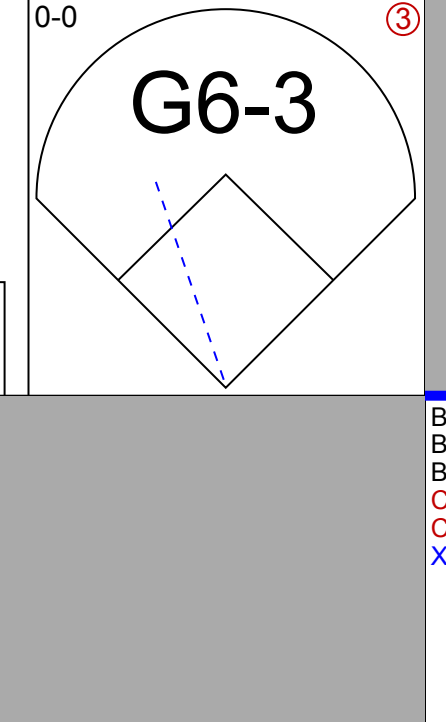
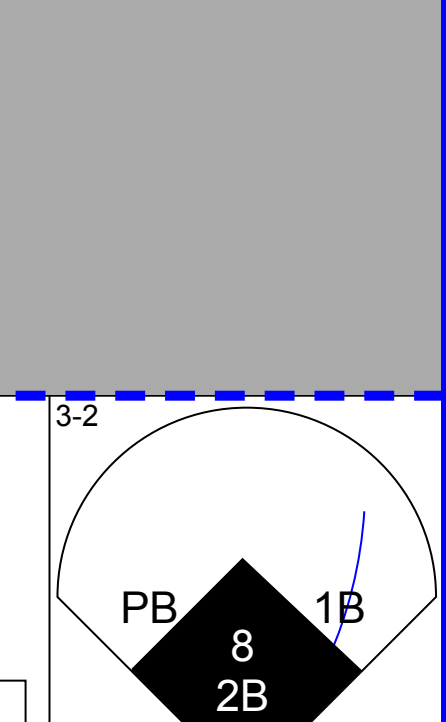
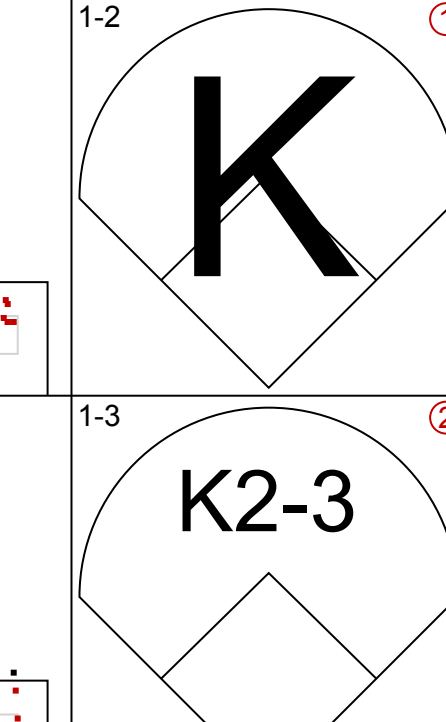
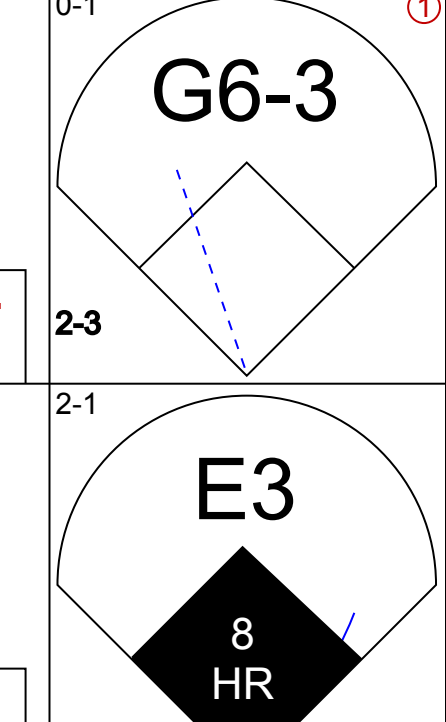
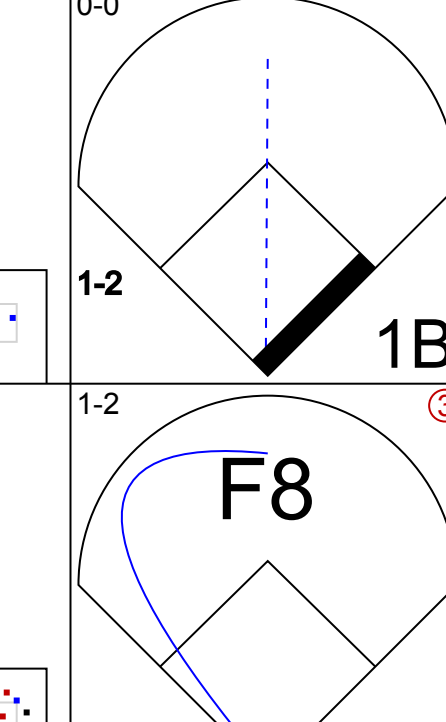


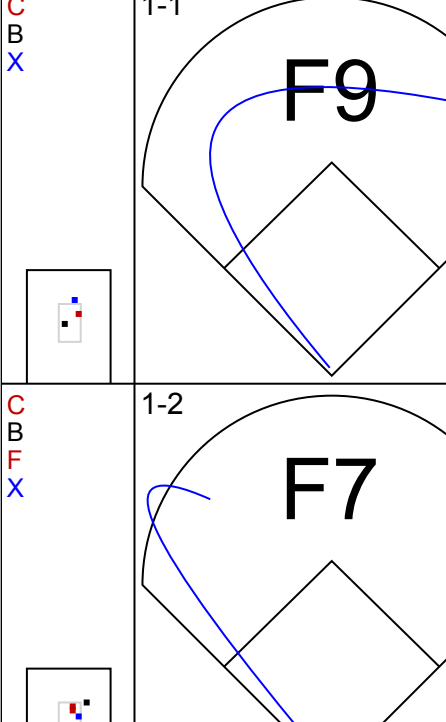

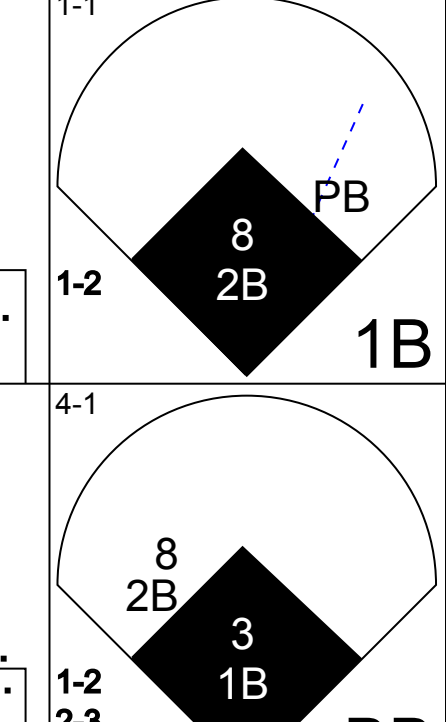
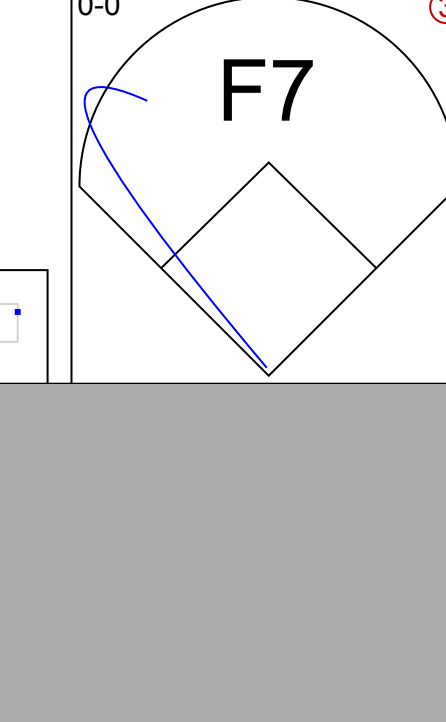
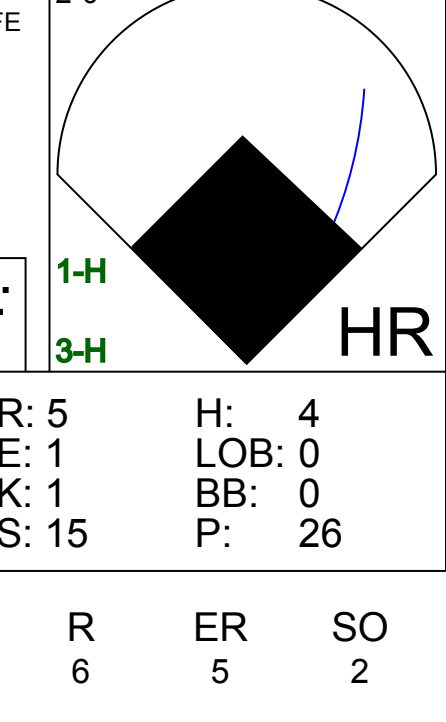
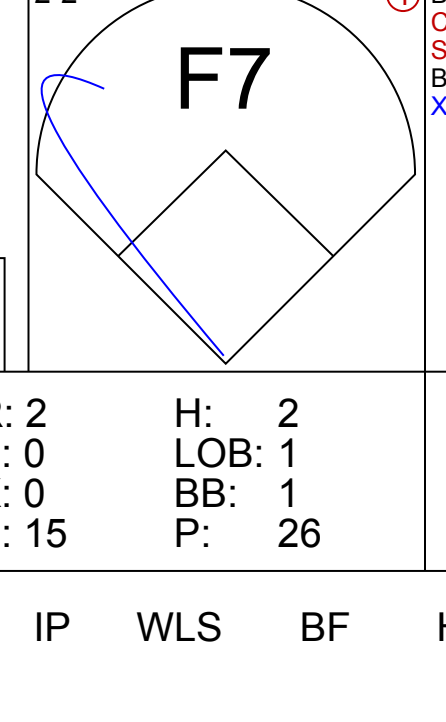
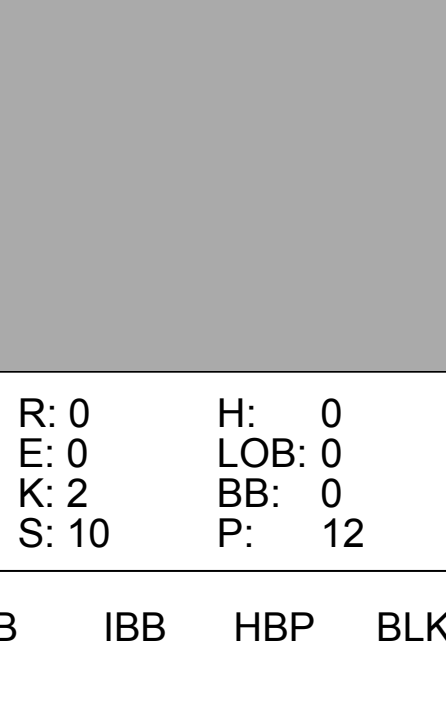
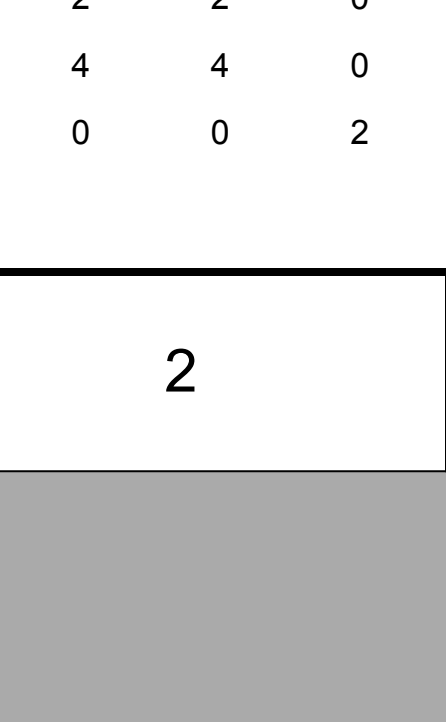
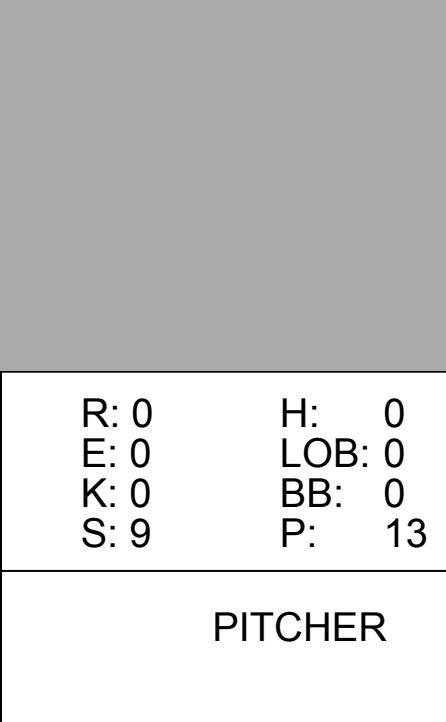
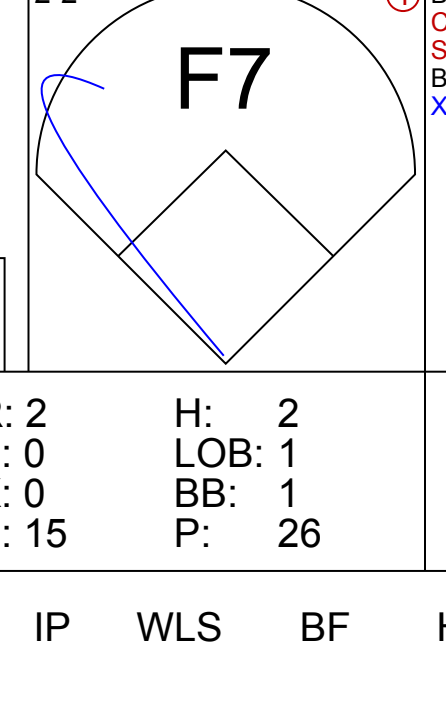
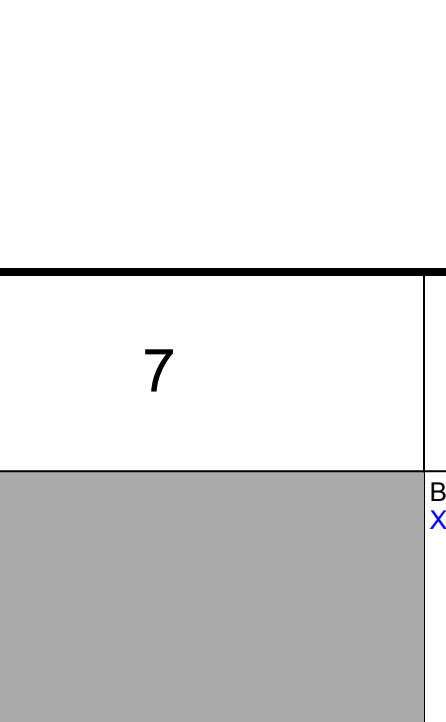
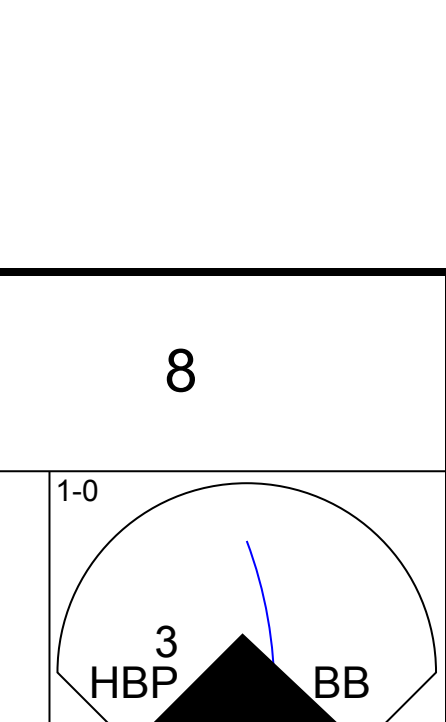
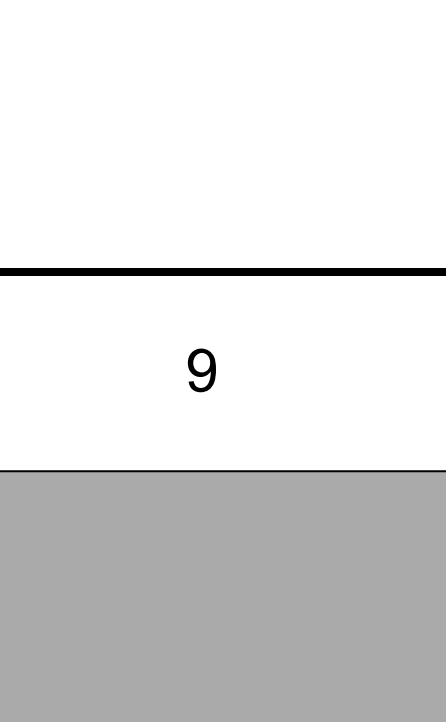

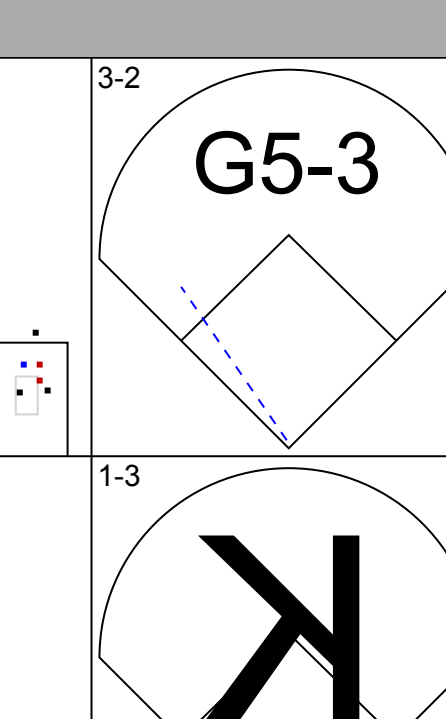
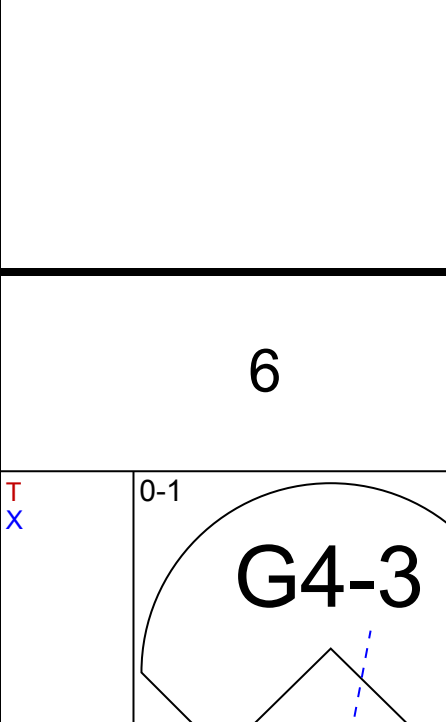
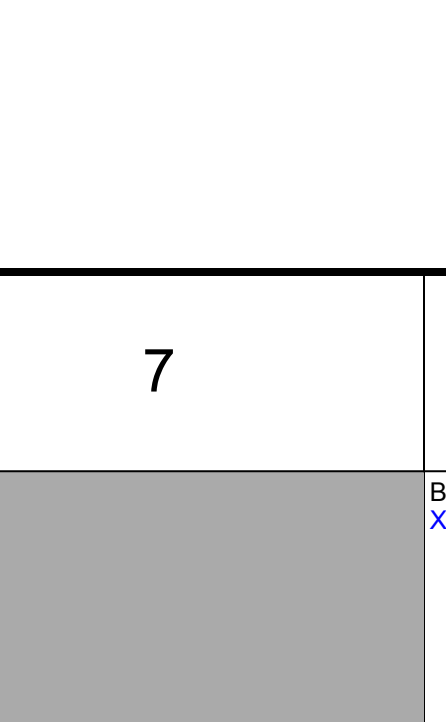
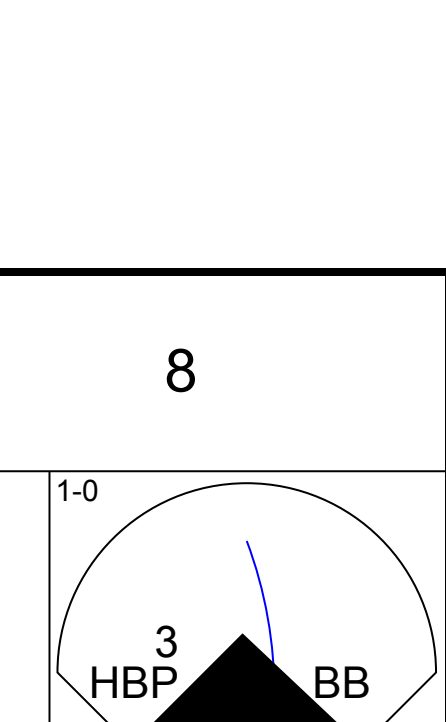
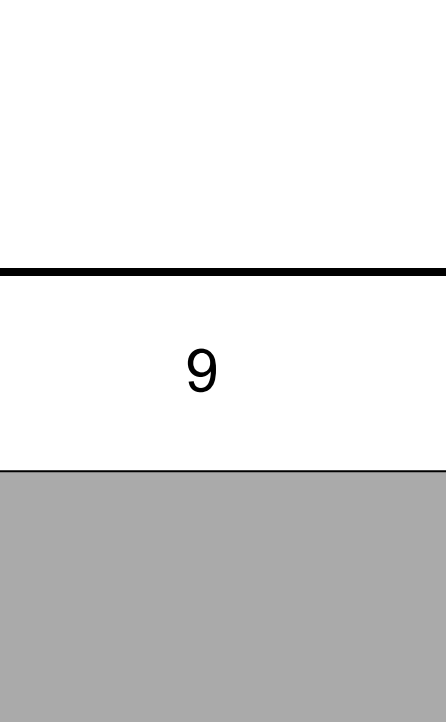


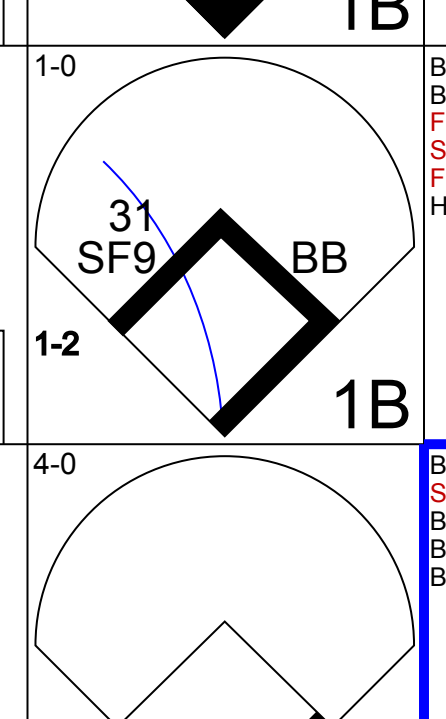
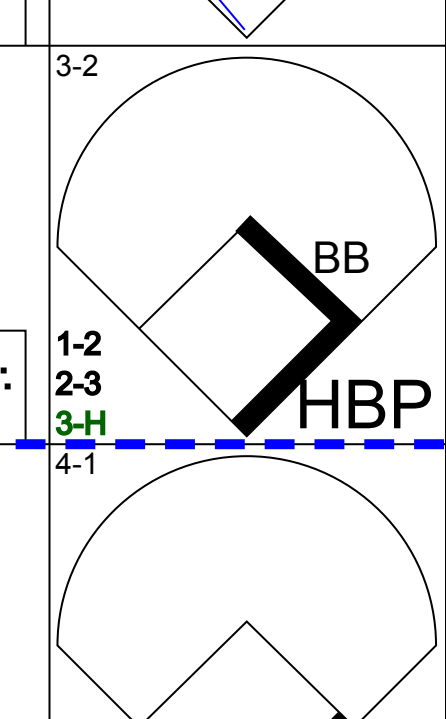

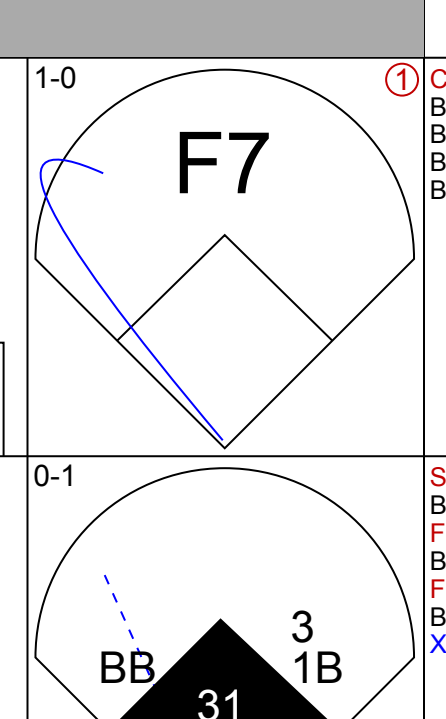
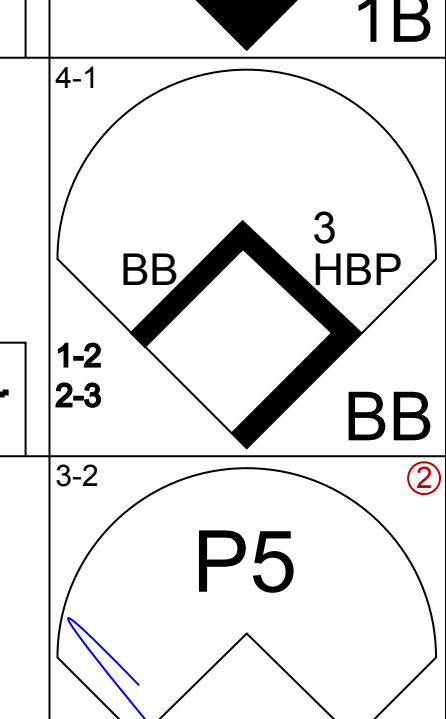
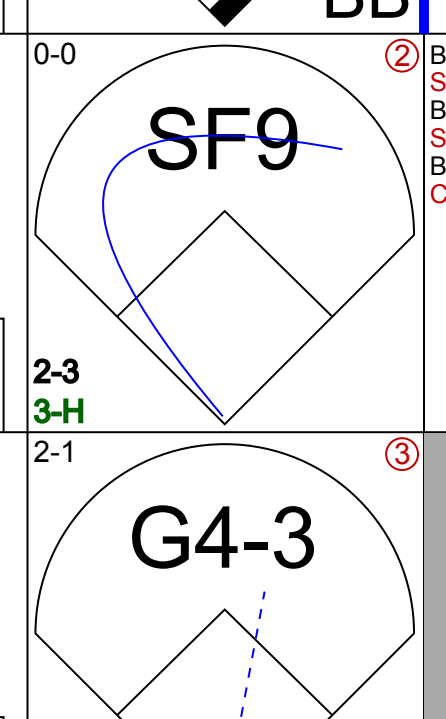
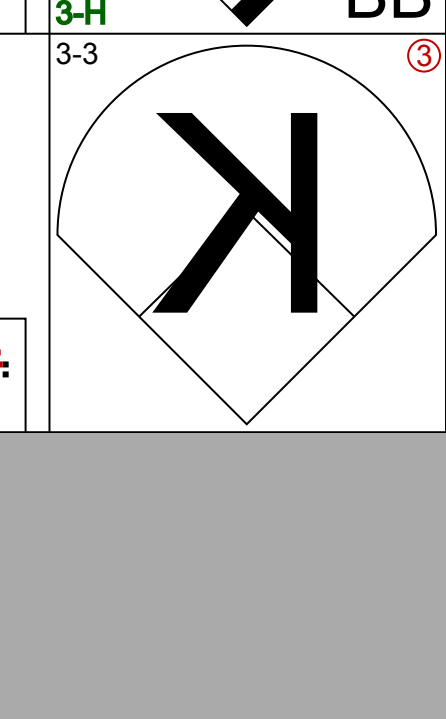
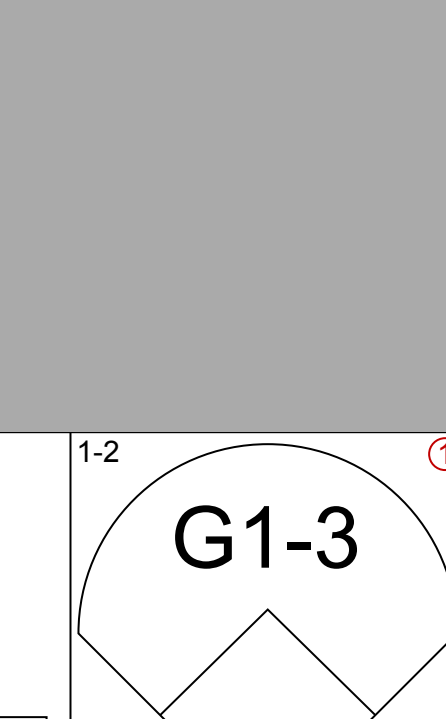
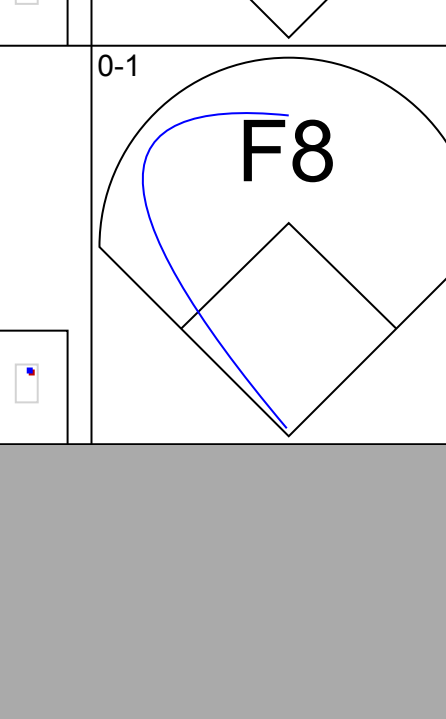
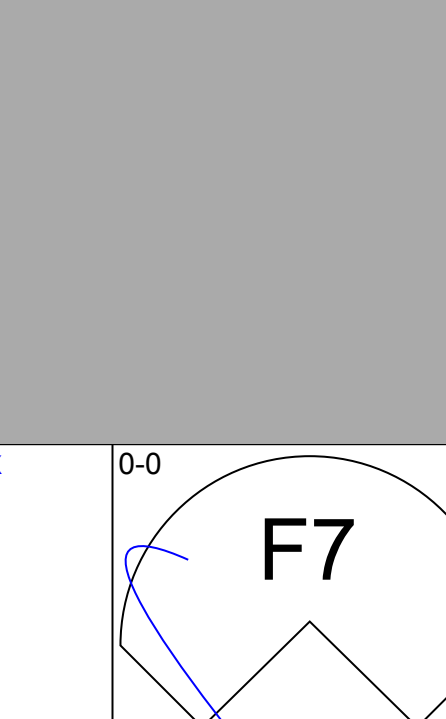

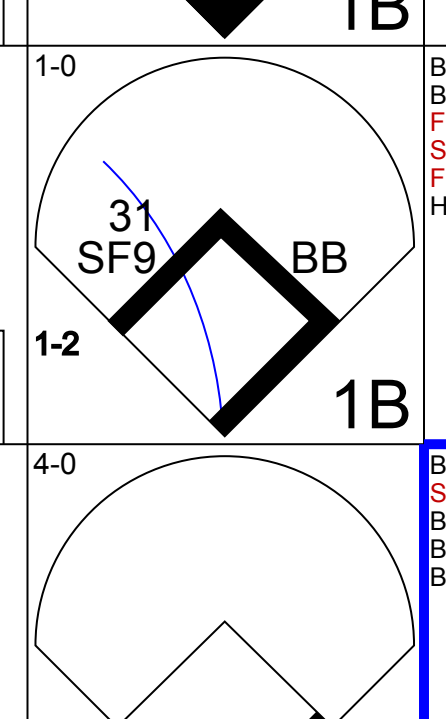
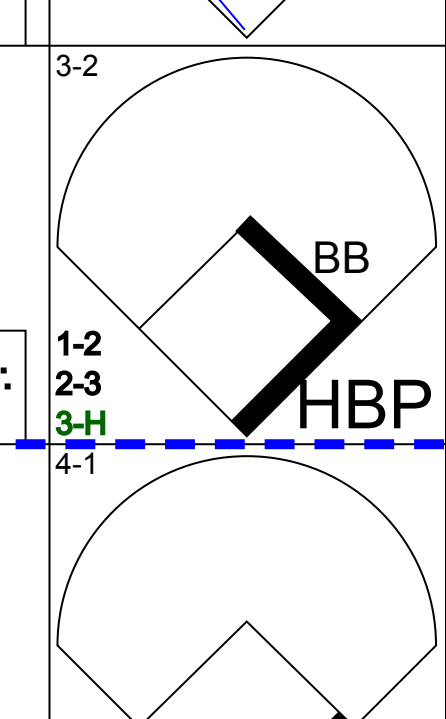

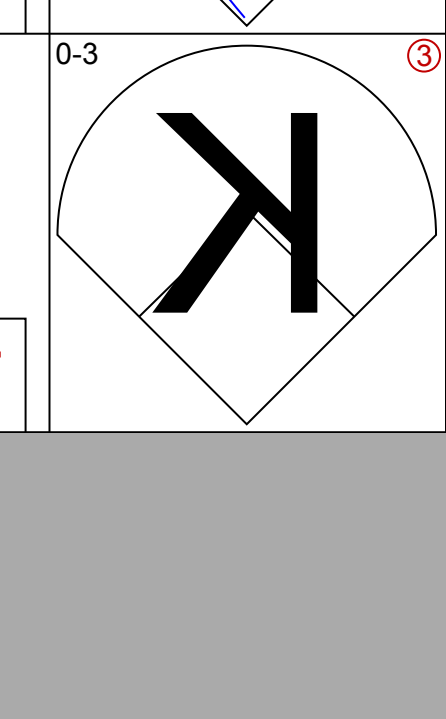
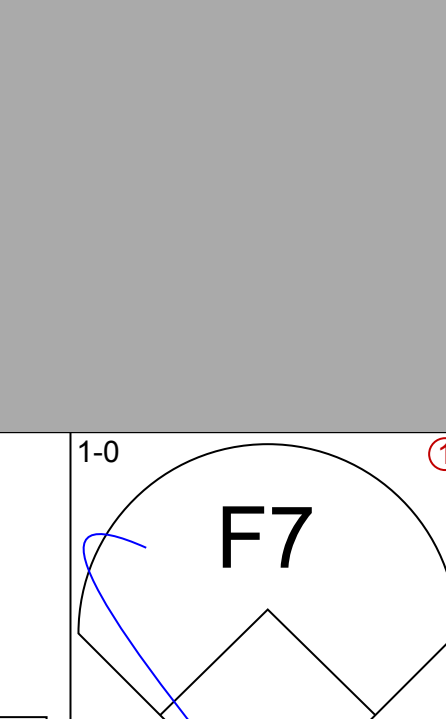

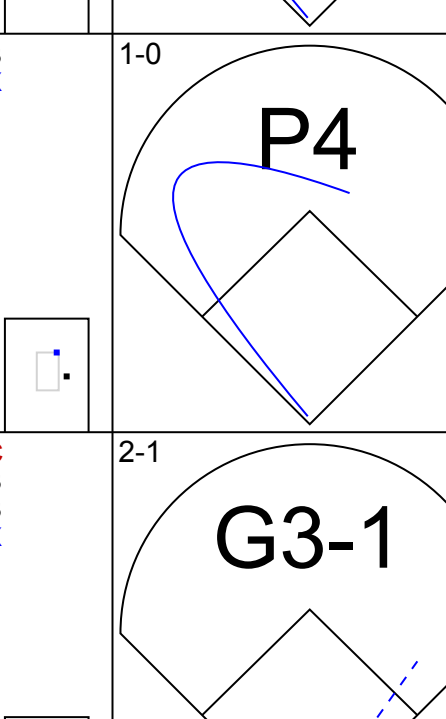

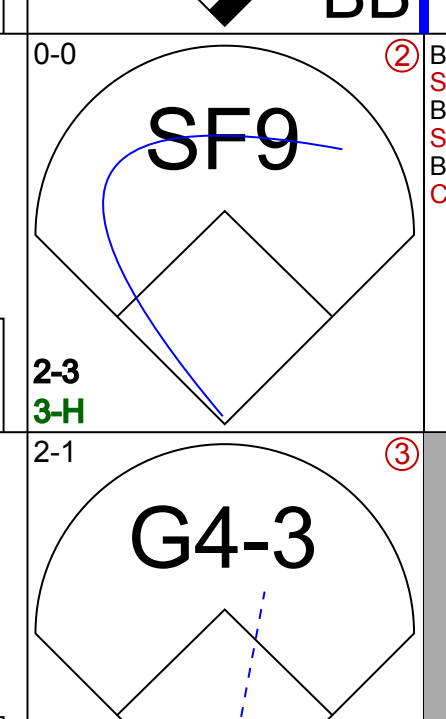
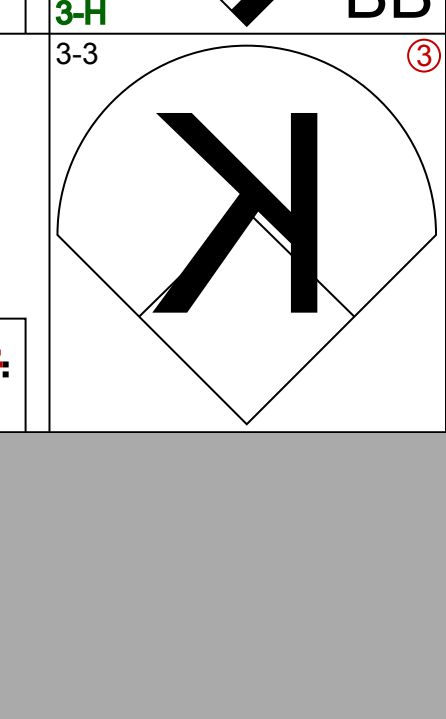
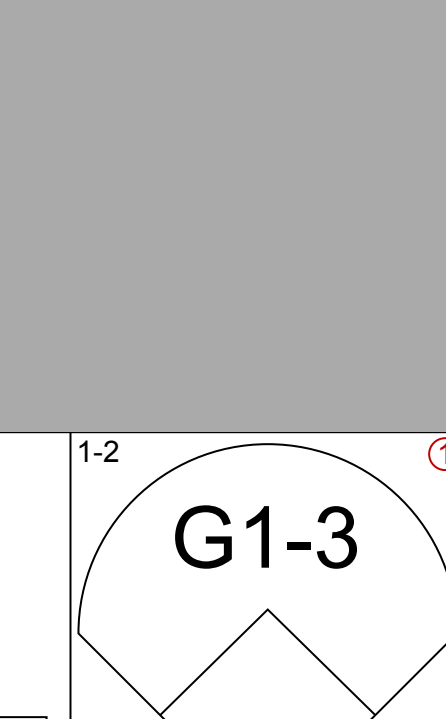
AB	30
R	4
H	7
RBI	4
BB	5
SO	2
LOB	12





Batter	1	2	3	4	5	6	7	8	9	10	11	AB	R	H	RBI	BB	SO	LOB	TOP
3 Reed Johnson, R OBP: 0.335, SLG: 0.423 (1, 7)	K		B1-3		F8		K			K	1B	6	0	1	1	0	3	2	
15 Alex Rios, R OBP: 0.325, SLG: 0.442 Frank Catalanotto, L OBP: 0.358, SLG: 0.392 (7, 7)	K		K			G6-3	G4-3			F8		3	0	0	0	0	2	0	
Gabe Gross, L OBP: 0.269, SLG: 0.292 (10, 7)												0	0	0	0	0	0	0	
10 Vernon Wells, R OBP: 0.313, SLG: 0.465 (1, 8)	2B		F8			G4-3 WP 1B		K		2B		5	1	3	0	0	1	0	
Shea Hillenbrand, R OBP: 0.360, SLG: 0.445 (1, 3)	F9					G4-3		G5-3		F9		5	0	0	0	0	1	3	
2 Aaron Hill, R OBP: 0.430, SLG: 0.496 (1, 5)		BB BB				E9 1B		G3			G4-3 SH1-3 1B	4	1	3	1	1	0	0	
9 Grego Zaun, S OBP: 0.355, SLG: 0.402 8 Russ Adams, L OBP: 0.288, SLG: 0.409 Ken Huckaby, R OBP: 0.200, SLG: 0.145 (9, 2)	P4					L1					SH1-3	3	0	1	0	1	0	2	
Frank Menechino, R OBP: 0.389, SLG: 0.347 (1, 10)											SH 1B	0	0	0	0	0	0	0	
Orlando Hudson, S OBP: 0.301, SLG: 0.375 (1, 4)											G4-3	3	0	0	0	1	1	3	
John McDonald, R OBP: 0.337, SLG: 0.325 (1, 6)	G4-6-3										SH 1B	3	1	1	0	2	1	2	
											G6-4-3 1B	5	0	2	1	0	0	5	
											SH 1B	5	0	2	1	0	0	5	
											G6-4-3 1B	5	0	2	1	0	0	5	
											SH 1B	5	0	2	1	0	0	5	
											G6-4-3 1B	5	0	2	1	0	0	5	
											SH 1B	5	0	2	1	0	0	5	
											G6-4-3 1B	5	0	2	1	0	0	5	
											SH 1B	5	0	2	1	0	0	5	
											G6-4-3 1B	5	0	2	1	0	0	5	
											SH 1B	5	0	2	1	0	0	5	
											G6-4-3 1B	5	0	2	1	0	0	5	
											SH 1B	5	0	2	1	0	0	5	
											G6-4-3 1B	5	0	2	1	0	0	5	
											SH 1B	5	0	2	1	0	0	5	
											G6-4-3 1B	5	0	2	1	0	0	5	
											SH 1B	5	0	2	1	0	0	5	
											G6-4-3 1B	5	0	2	1	0	0	5	
											SH 1B	5	0	2	1	0	0	5	
											G6-4-3 1B	5	0	2	1	0	0	5	
											SH 1B	5	0	2	1	0	0	5	
											G6-4-3 1B	5	0	2	1	0	0	5	
											SH 1B	5	0	2	1	0	0	5	
											G6-4-3 1B	5	0	2	1	0	0	5	
											SH 1B	5	0	2	1	0	0	5	
											G6-4-3 1B	5	0	2	1	0	0	5	
											SH 1B	5	0	2	1	0	0	5	
											G6-4-3 1B	5	0	2	1	0	0	5	
											SH 1B	5	0	2	1	0	0	5	
											G6-4-3 1B	5	0	2	1	0	0	5	
											SH 1B	5	0	2	1	0	0	5	
											G6-4-3 1B	5	0	2	1	0	0	5	
											SH 1B	5	0	2	1	0	0	5	
											G6-4-3 1B	5	0	2	1	0	0	5	
											SH 1B	5	0	2	1	0	0	5	
											G6-4-3 1B	5	0	2	1	0	0	5	
											SH 1B	5	0	2	1	0	0	5	
											G6-4-3 1B	5	0	2	1	0	0	5	
											SH 1B	5	0	2	1	0	0	5	
											G6-4-3 1B	5	0	2	1	0	0	5	
											SH 1B	5	0	2	1	0	0	5	
											G6-4-3 1B	5	0	2	1	0	0	5	
											SH 1B	5	0	2	1	0	0	5	
											G6-4-3 1B	5	0	2	1	0	0	5	
											SH 1B	5	0	2	1	0	0	5	
											G6-4-3 1B	5	0	2	1	0	0	5	
											SH 1B	5	0	2	1	0	0	5	
											G6-4-3 1B	5	0	2	1	0	0	5	
											SH 1B	5	0	2	1	0	0	5	
											G6-4-3 1B	5	0	2	1	0	0	5	
											SH 1B	5	0	2	1	0	0	5	
											G6-4-3 1B	5	0	2	1	0	0	5	
											SH 1B	5	0	2	1	0	0	5	
											G6-4-3 1B	5	0	2	1	0	0	5	
											SH 1B	5	0	2	1	0	0	5	
											G6-4-3 1B	5	0	2	1	0	0	5	
											SH 1B	5	0	2	1	0	0	5	
											G6-4-3 1B	5	0	2	1	0	0	5	
											SH 1B	5	0	2	1	0	0	5	
											G6-4-3 1B	5	0	2	1	0	0	5	
											SH 1B	5	0	2	1	0	0	5	
											G6-4-3 1B	5	0	2	1	0	0	5	
											SH 1B	5	0	2	1	0	0	5	
											G6-4-3 1B	5	0	2	1	0	0	5	
											SH 1B	5	0	2	1	0	0	5	
											G6-4-3 1B	5	0	2	1	0	0	5	
											SH 1B	5	0	2	1	0	0	5	
											G6-4-3 1B	5	0	2	1	0	0	5	
											SH 1B	5	0	2	1	0	0	5	
											G6-4-3 1B	5	0	2	1	0	0	5	
											SH 1B	5	0	2	1	0	0	5	
											G6-4-3 1B	5	0	2	1	0	0	5	
											SH 1B	5	0	2	1	0	0	5	
											G6-4-3 1B	5	0	2	1	0	0	5	
											SH 1B	5	0	2	1	0	0	5	
											G6-4-3 1B	5	0	2	1	0	0	5	
											SH 1B	5	0	2	1	0	0	5	
											G6-4-3 1B	5	0	2	1	0	0	5	
											SH 1B	5	0	2	1	0	0	5	
											G6-4-3 1B	5	0	2	1	0	0	5	
											SH 1B	5	0	2	1	0	0	5	
											G6-4-3 1B	5	0	2	1	0	0	5	

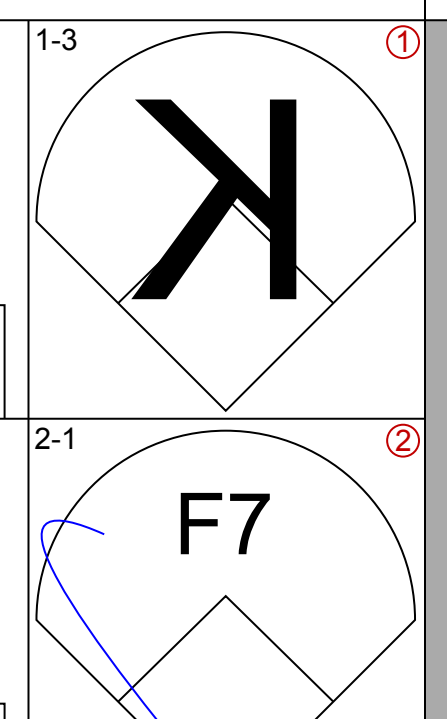
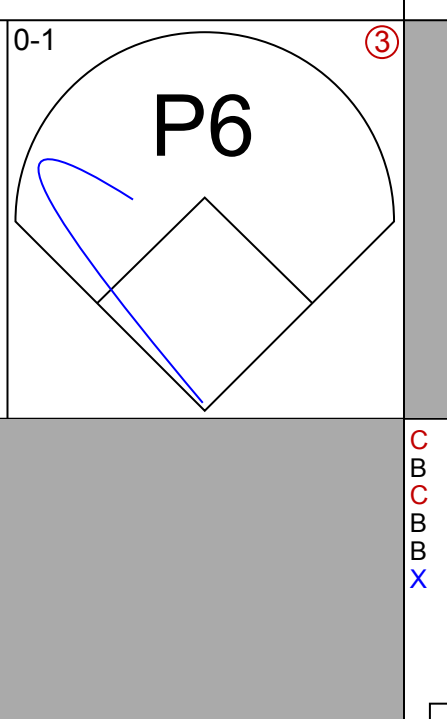
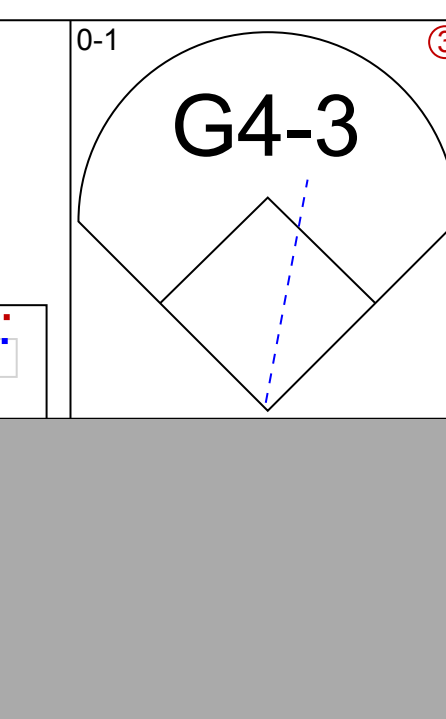
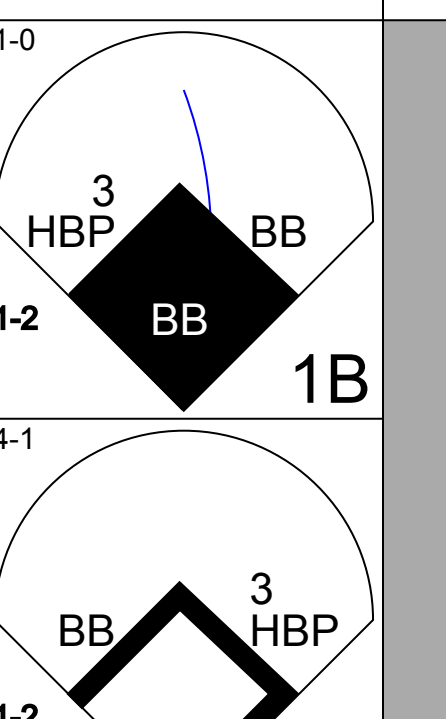

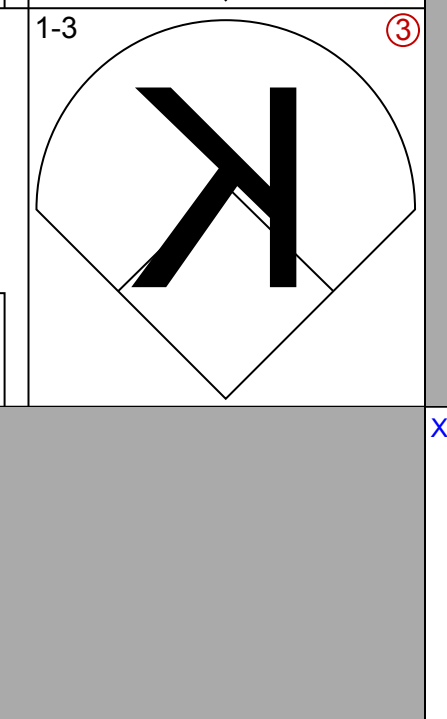
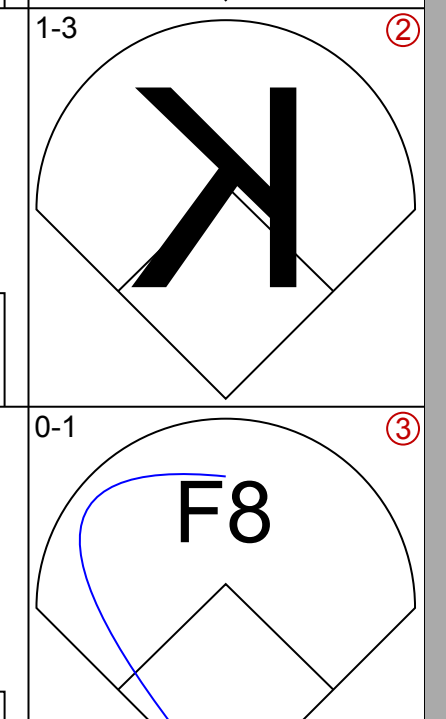
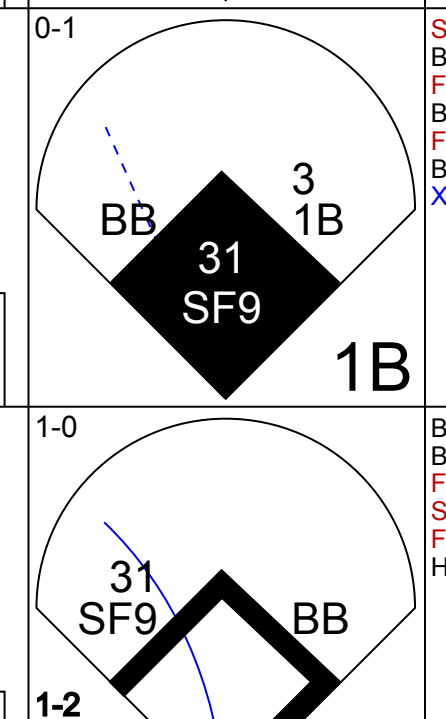
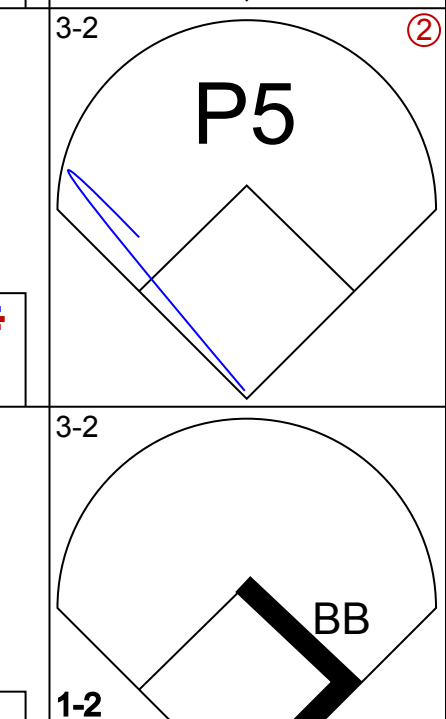



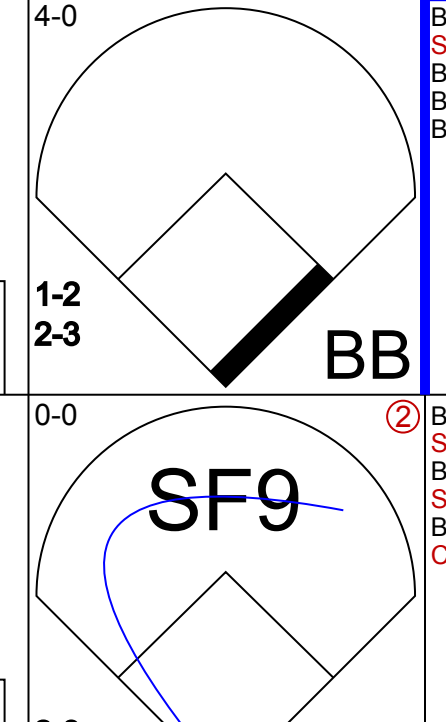
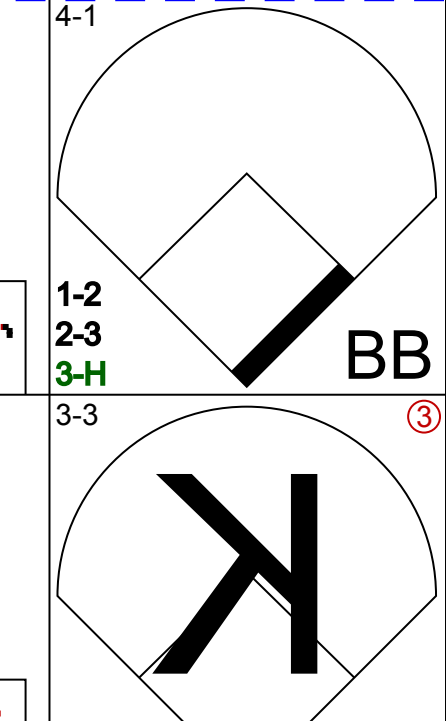



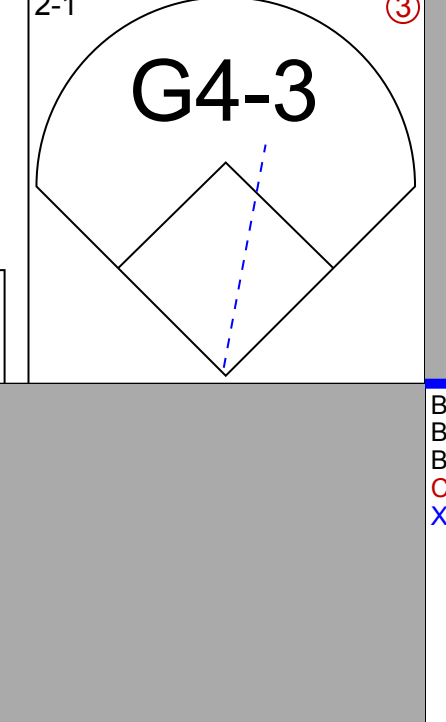
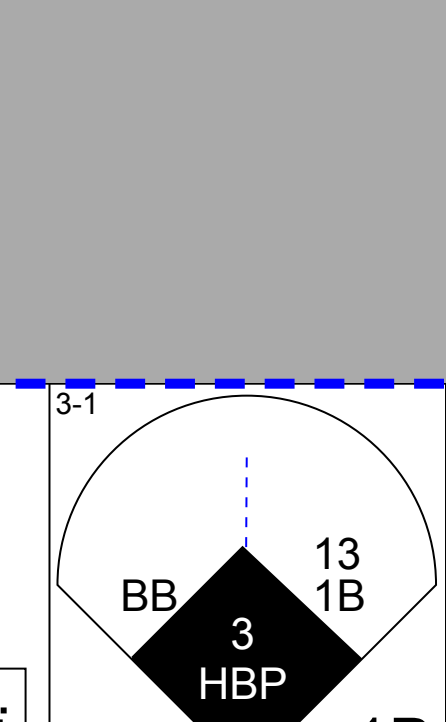
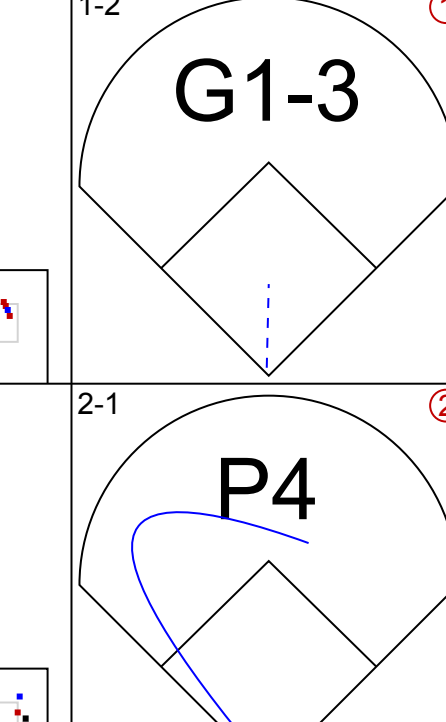

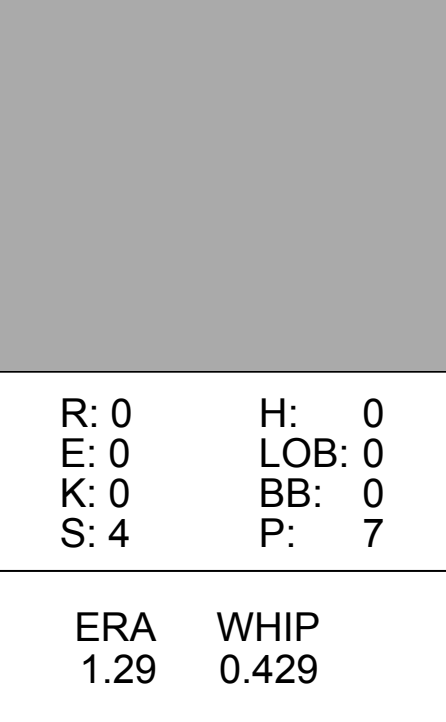
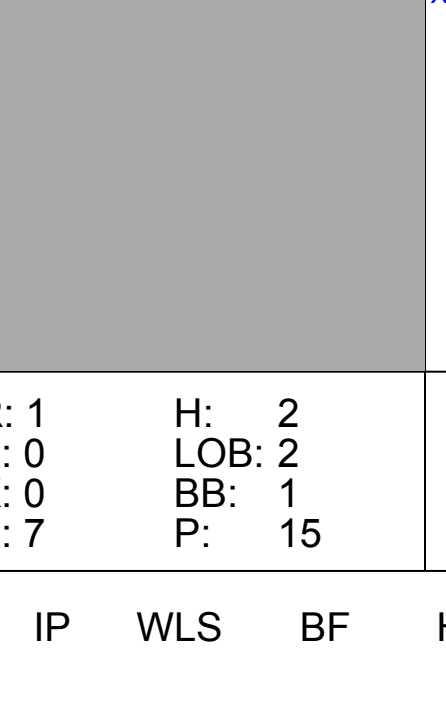
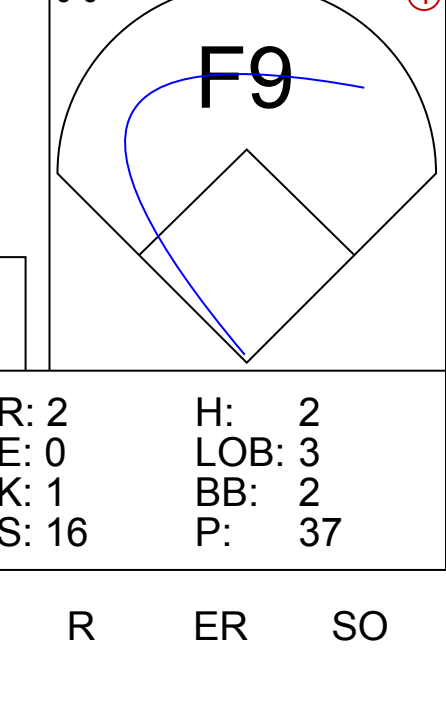
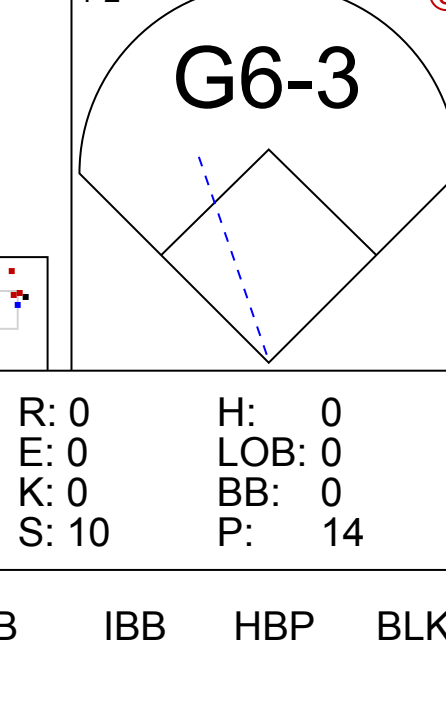

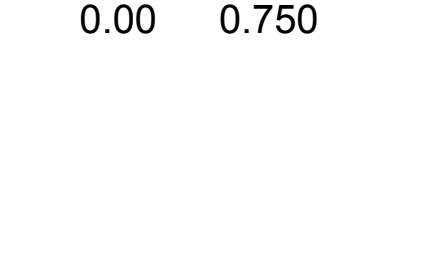












Batter	1	2	3	4	5	6	7	8	9	AB	R	H	RBI	BB	SO	LOB	TOP			
<b>3 Reed Johnson, R</b> OBP: 0.332, SLG: 0.417 (1, 7)										5	0	1	1	0	2	0				
<b>15 Alex Rios, R</b> OBP: 0.324, SLG: 0.438 (1, 9)										5	1	1	0	0	1	1				
<b>10 Vernon Wells, R</b> OBP: 0.317, SLG: 0.476 (1, 8)										4	2	2	1	1	0	0				
<b>Shea Hillenbrand, R</b> OBP: 0.361, SLG: 0.448 (1, 5)											5	1	2	2	0	1	1			
<b>2 Aaron Hill, R</b> OBP: 0.425, SLG: 0.496 <b>Gabe Gross, L</b> OBP: 0.259, SLG: 0.280 (9, PH) (9, 10)											4	1	1	0	0	0	1			
<b>9 Gregg Zaun, S</b> OBP: 0.382, SLG: 0.411 <b>Ken Huckaby, R</b> OBP: 0.197, SLG: 0.143 (8, 2)											3	2	2	2	1	0	0			
<b>Orlando Hudson, S</b> OBP: 0.303, SLG: 0.375 (1, 4)											5	1	2	0	0	0	1			
<b>Eric Hinske, L</b> OBP: 0.326, SLG: 0.388 (1, 3)											3	2	0	0	1	0	3			
<b>8 Russ Adams, L</b> OBP: 0.292, SLG: 0.432 (1, 6)											4	2	2	5	0	0	0			
<b>Inning Stats</b>	R: 0 E: 0 K: 1 S: 8	H: 0 LOB: 0 BB: 0 P: 12	R: 5 E: 1 K: 1 S: 15	H: 4 LOB: 0 BB: 0 P: 26	R: 1 E: 0 K: 0 S: 10	H: 2 LOB: 2 BB: 1 P: 18	R: 0 E: 0 K: 1 S: 7	H: 0 LOB: 0 BB: 0 P: 9	R: 0 E: 0 K: 0 S: 9	H: 0 LOB: 0 BB: 0 P: 13	R: 2 E: 0 K: 0 S: 15	H: 2 LOB: 1 BB: 1 P: 26	R: 4 E: 0 K: 0 S: 15	H: 5 LOB: 1 BB: 1 P: 29	R: 0 E: 0 K: 2 S: 10	H: 0 LOB: 0 BB: 0 P: 12	1B: 7 2B: 4 3B: 0 HR: 2	SF: 0 SAC: 0 DP: 1 HBP: 0	WP: 0 PB: 1 CS: 0	PA: 43
<b>PITCHER</b>	IP	WLS	BF	H	R	ER	SO	BB	IBB	HBP	BLK	WP	HR	S	P	ERA	WHIP			
<b>Mark Hendrickson, L</b> ERA: 6.06 <b>Travis Harper, R</b> ERA: 8.59 <b>Lance Carter, R</b> ERA: 4.86 <b>Trevor Miller, L</b> ERA: 6.11 <b>54 Chad Orvella, R</b> ERA: 3.28	3.0	L	17	6	6	5	2	1	0	0	0	0	2	33	56	15.00	2.333			

**Toronto Blue Jays @ Tampa Bay Devil Rays**  
Tropicana Field, St. Petersburg, FL  
Wed Jun 29 2005, 12:15 PM EDT  
Att: 20,267 - Dome - 72 F

**AB 40**  
**R 12**  
**H 13**  
**RBI 11**  
**BB 3**  
**SO 6**  
**LOB 7**



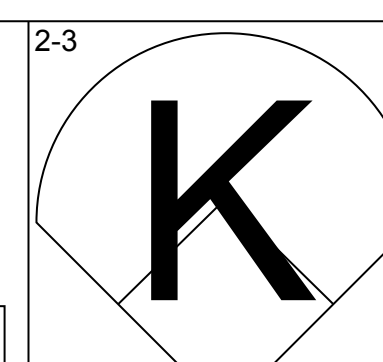
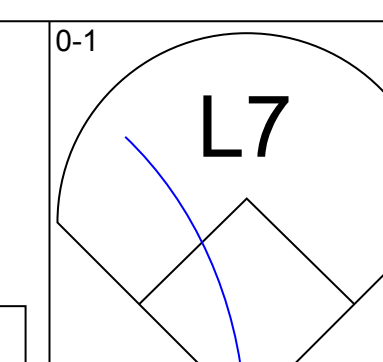
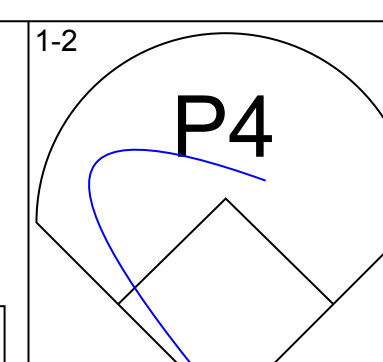
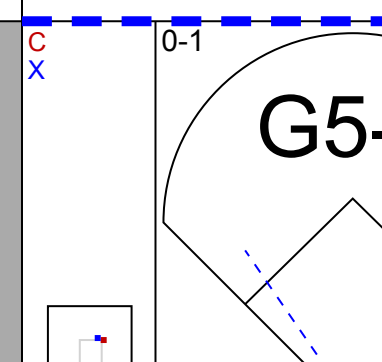
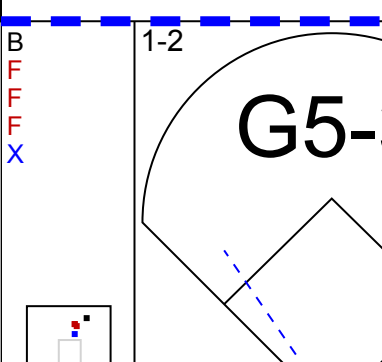
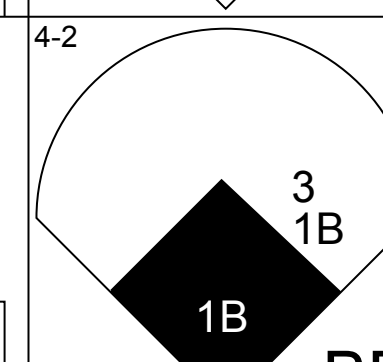
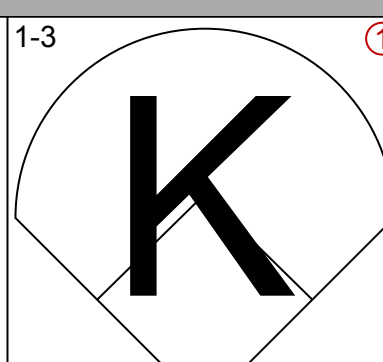
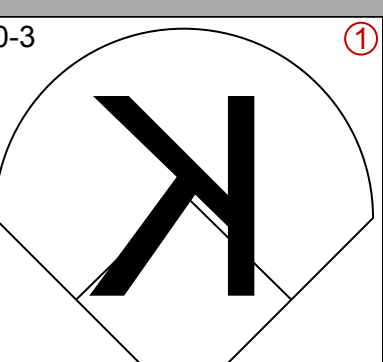
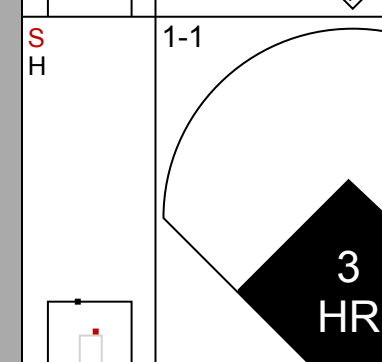
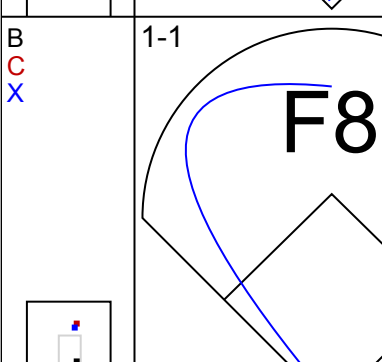
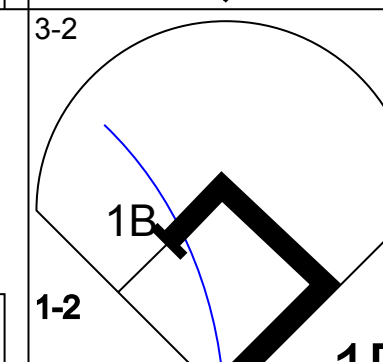
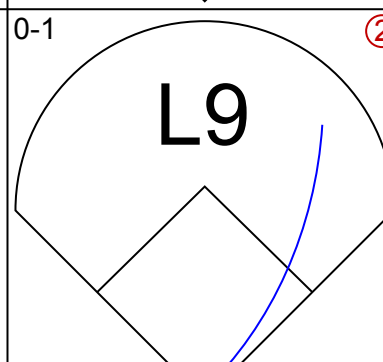
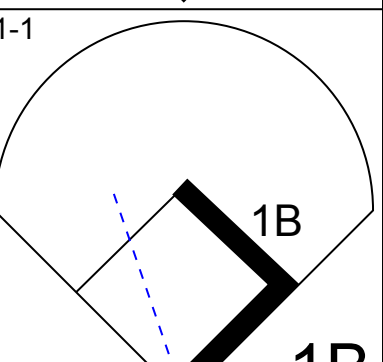
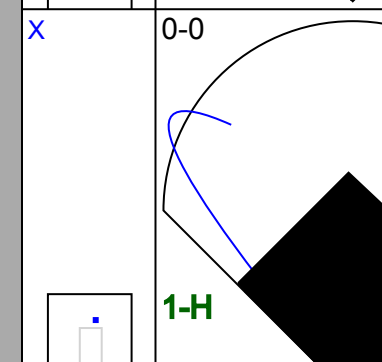
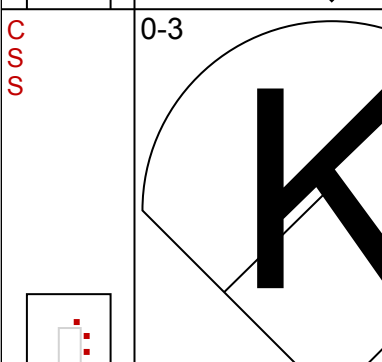
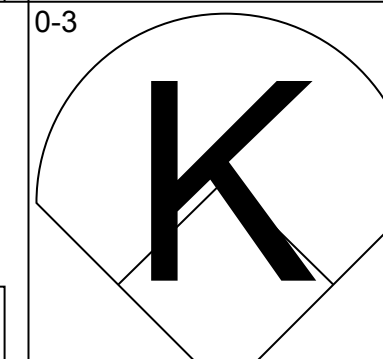
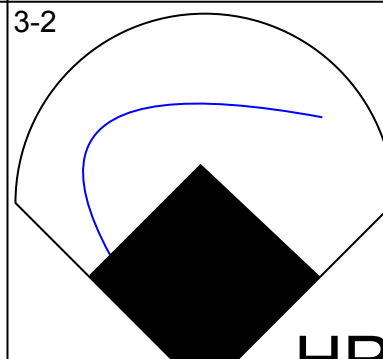
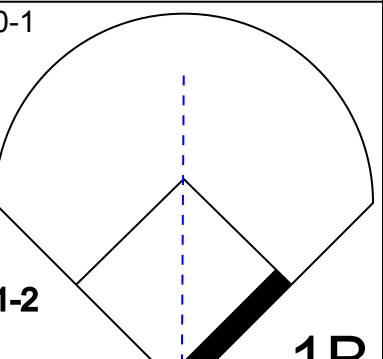
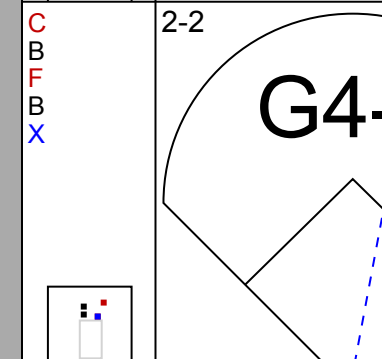
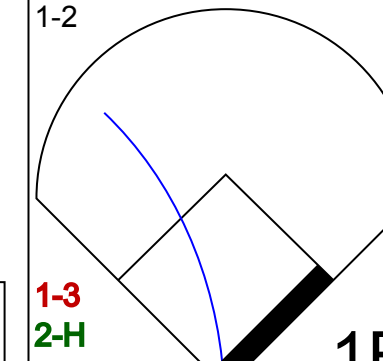
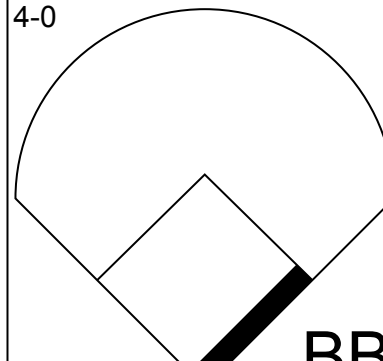
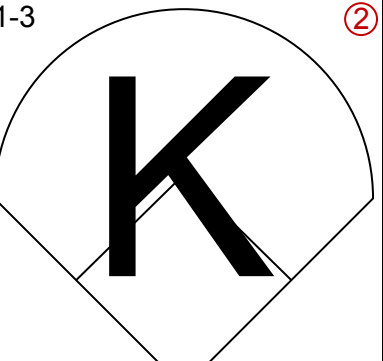
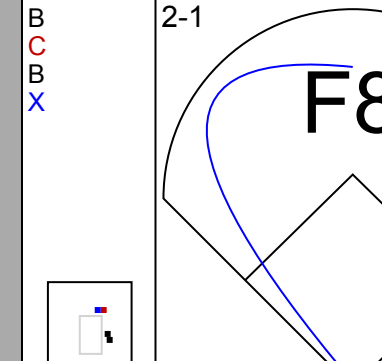
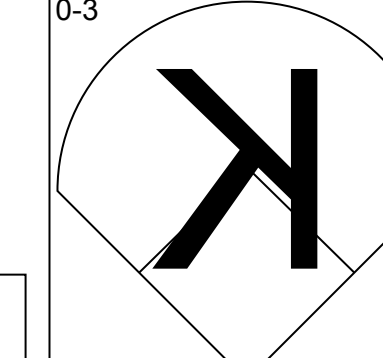
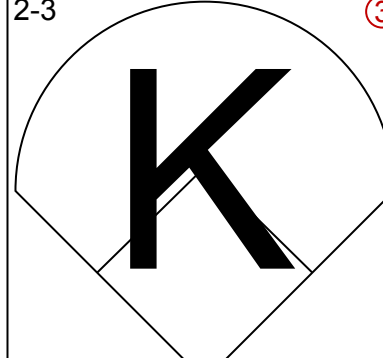
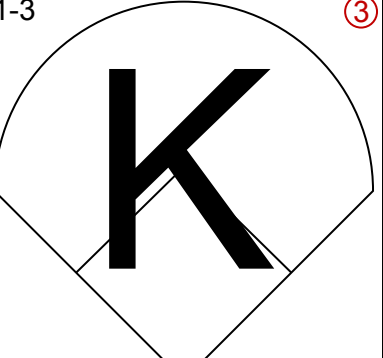
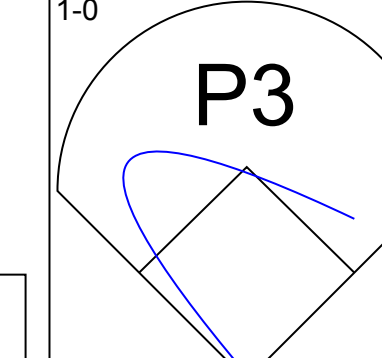
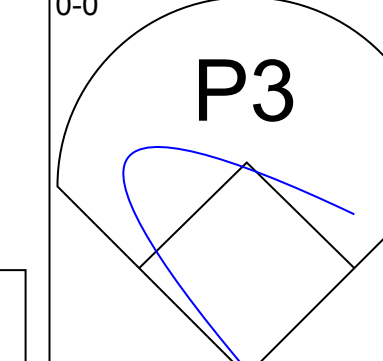
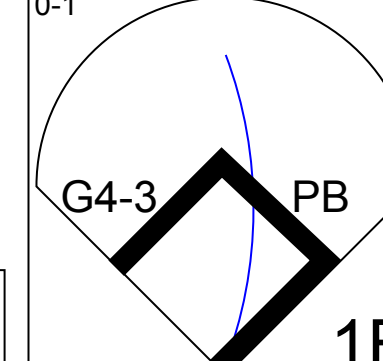
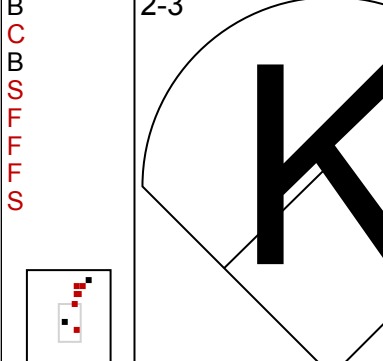
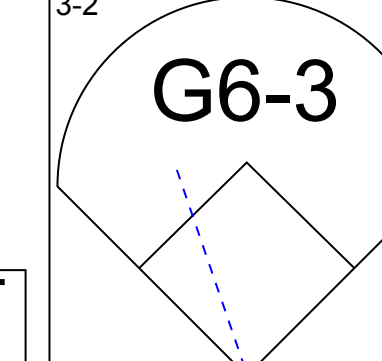
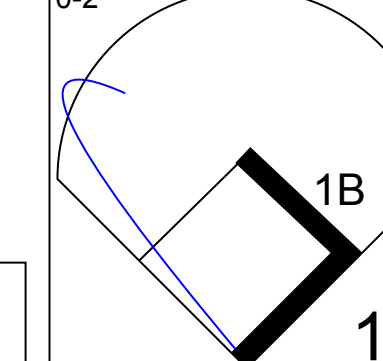

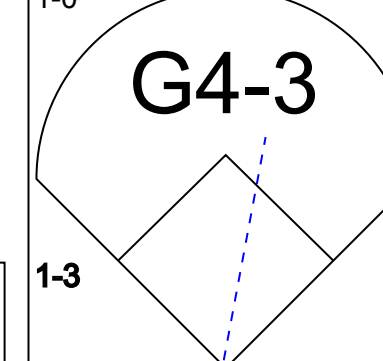
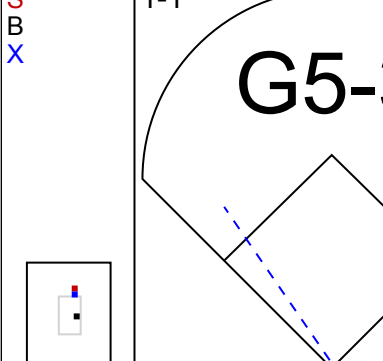
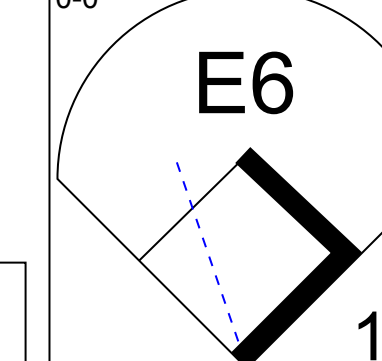
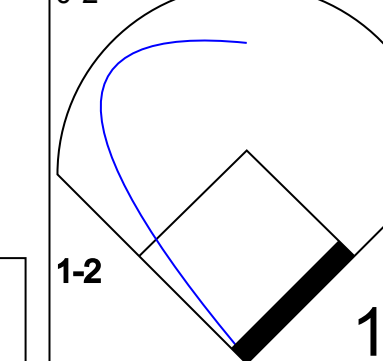
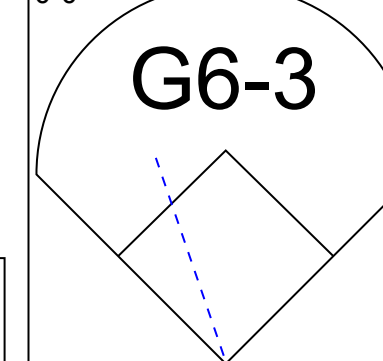
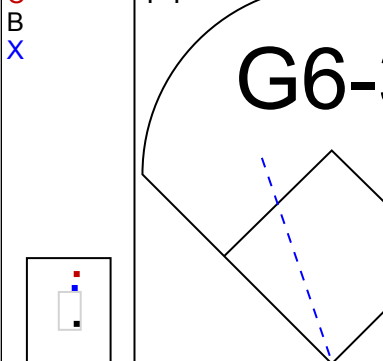
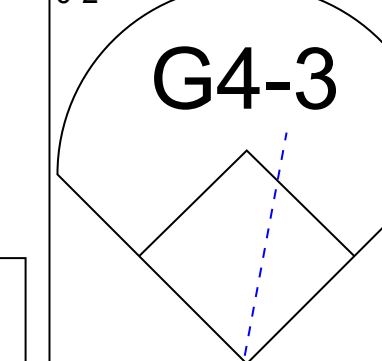
Batter	1	2	3	4	5	6	7	8	9	AB	R	H	RBI	BB	SO	LOB	BOTTOM			
<b>13 Carl Crawford, L</b> OBP: 0.310, SLG: 0.414 (1, 8)										4	1	1	0	0	1	1				
<b>Julio Lugo, R</b> OBP: 0.340, SLG: 0.359 (1, 6)										3	0	0	0	1	0	0				
<b>Aubrey Huff, L</b> OBP: 0.319, SLG: 0.361 (1, 9)										4	1	1	0	0	2	3				
<b>3 Jorge Cantu, R</b> OBP: 0.325, SLG: 0.500 (1, 5)										3	0	1	1	0	0	0				
<b>Eric Munson, L</b> OBP: 0.500, SLG: 0.286 <b>Eduardo Perez, R</b> OBP: 0.365, SLG: 0.512 (8, PH) (9, 10)										2	0	0	0	1	0	0				
<b>31 Jonny Gomes, R</b> OBP: 0.398, SLG: 0.616 (1, 7)										3	0	0	1	0	2	3				
<b>Travis Lee, L</b> OBP: 0.333, SLG: 0.341 (1, 3)										4	0	0	0	0	0	2				
<b>Nick Green, R</b> OBP: 0.355, SLG: 0.393 (1, 4)										3	1	1	0	0	1	0				
<b>Kevin Cash, R</b> OBP: 0.190, SLG: 0.450 (1, 2)										4	0	0	0	0	2	2				
<b>Inning Stats</b>	R: 0 E: 0 K: 2 S: 11	H: 0 LOB: 0 BB: 0 P: 15	R: 0 E: 0 K: 1 S: 8	H: 0 LOB: 0 BB: 0 P: 10	R: 0 E: 0 K: 1 S: 11	H: 0 LOB: 1 BB: 0 P: 18	R: 0 E: 0 K: 1 S: 9	H: 0 LOB: 0 BB: 0 P: 13	R: 0 E: 0 K: 2 S: 8	H: 0 LOB: 0 BB: 0 P: 11	R: 1 E: 0 K: 0 S: 7	H: 2 LOB: 2 BB: 1 P: 15	R: 2 E: 0 K: 1 S: 16	H: 2 LOB: 3 BB: 2 P: 37	R: 0 E: 0 K: 0 S: 10	H: 0 LOB: 0 BB: 0 P: 14	1B: 4 2B: 0 3B: 0 HR: 0	SF: 1 SAC: 0 DP: 0 HBP: 2	WP: 0 PB: 0 CS: 0	PA: 36
<b>PITCHER</b>	IP	WLS	BF	H	R	ER	SO	BB	IBB	HBP	BLK	WP	HR	S	P	ERA	WHIP			
<b>Josh Towers, R</b> ERA: 4.23 <b>37 Scott Downs, L</b> ERA: 5.4 <b>Justin Speier, R</b> ERA: 3.07	7.0	W	25	1	1	1	7	1	0	1	0	0	0	12	26	27.00	4.500			

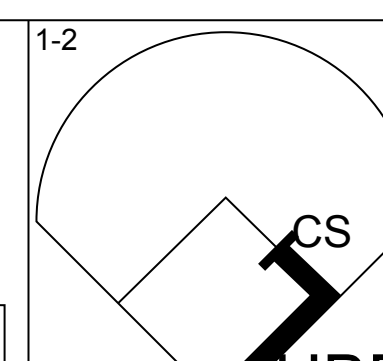
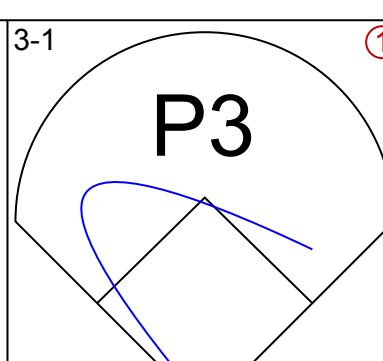
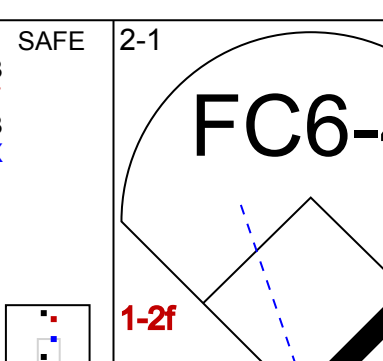
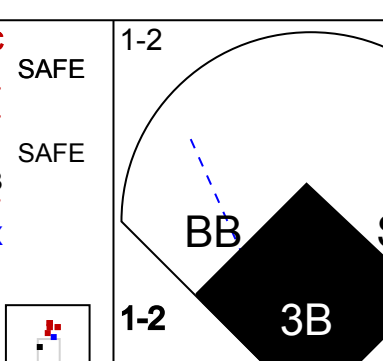
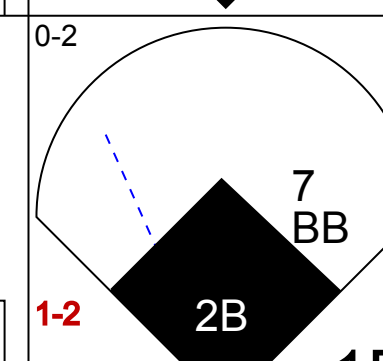
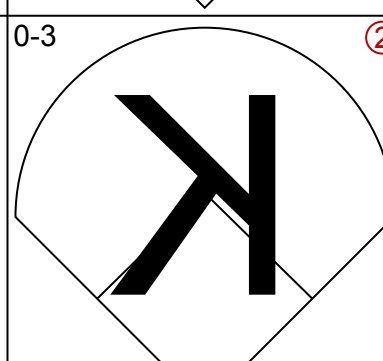
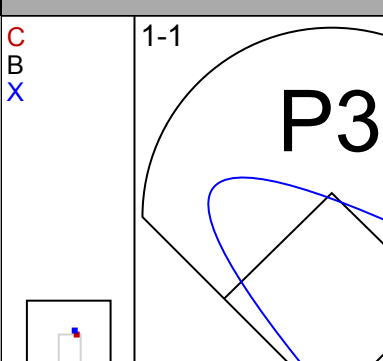
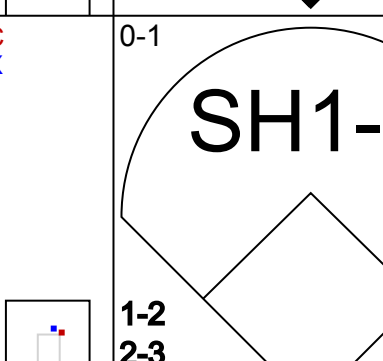
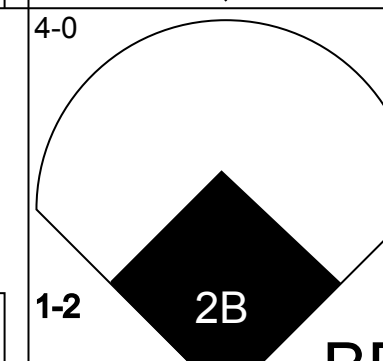
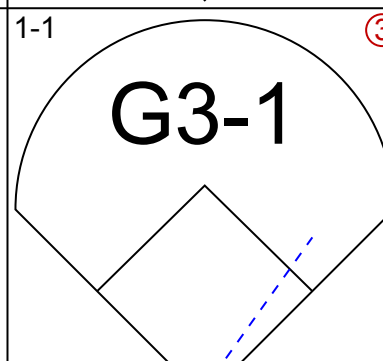
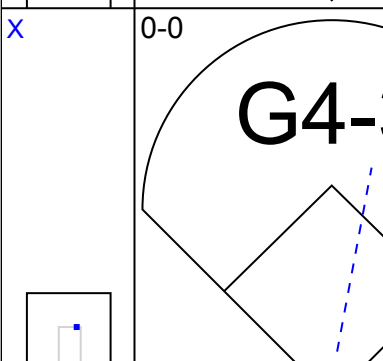
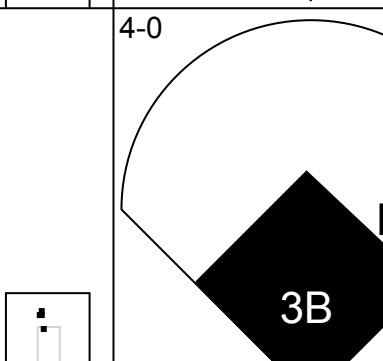
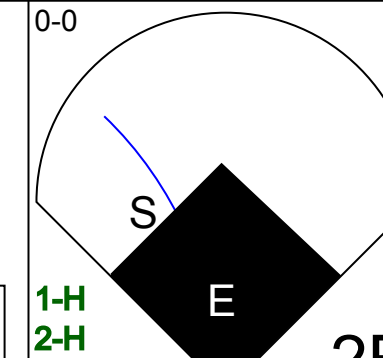

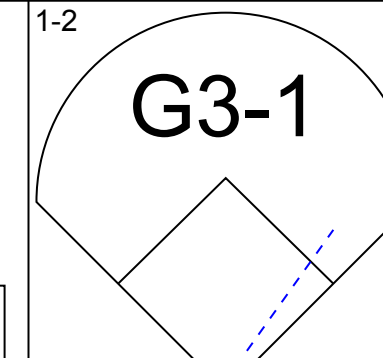
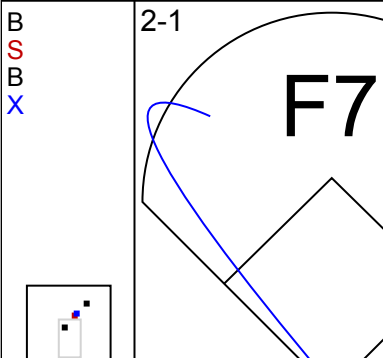
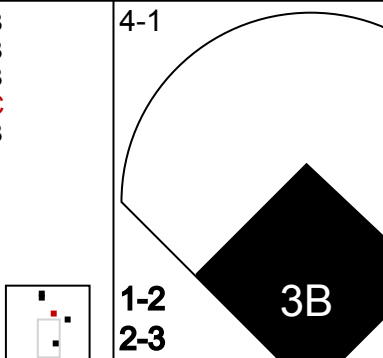
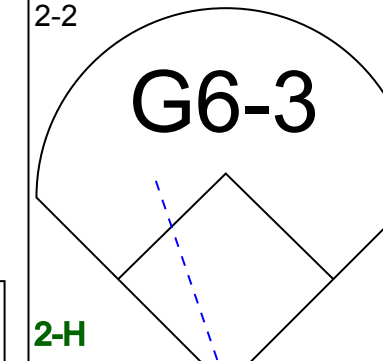

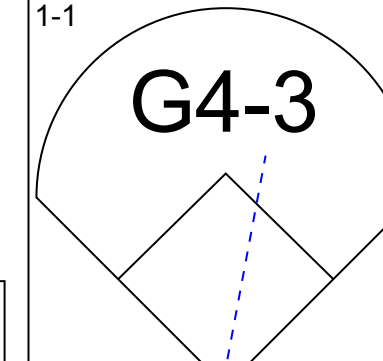

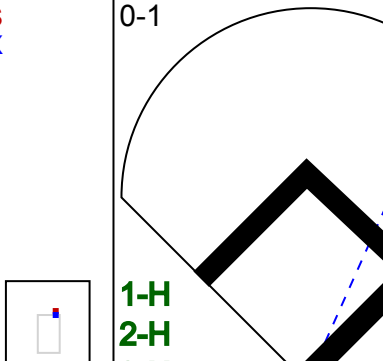
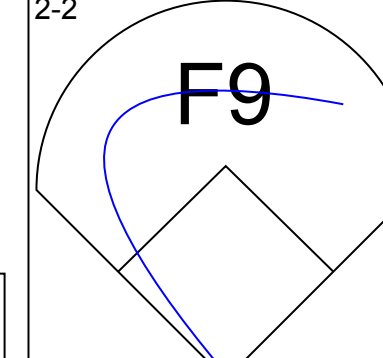

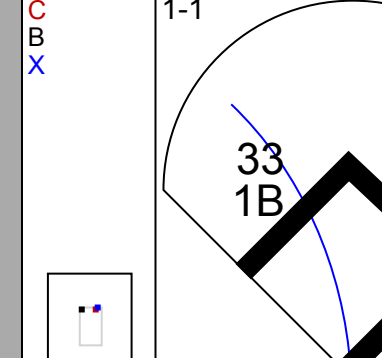
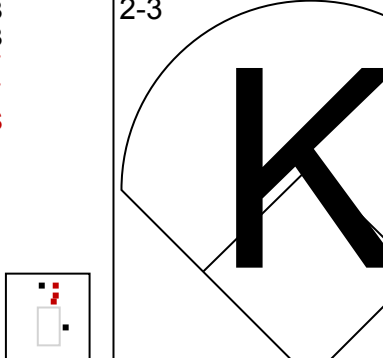
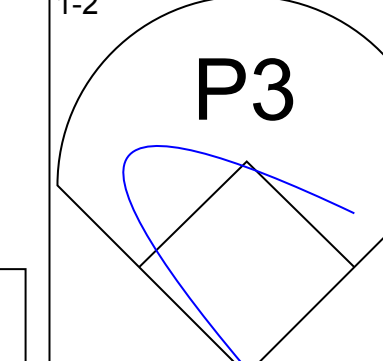
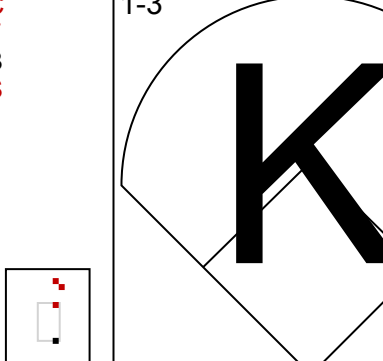
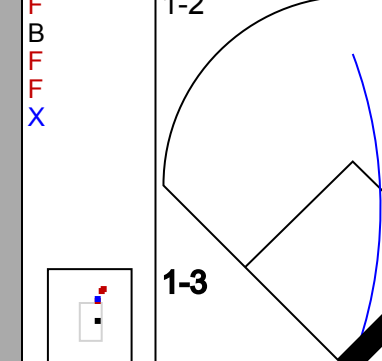
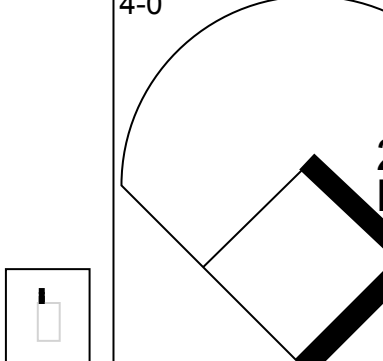
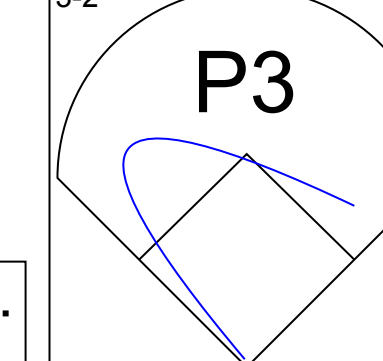
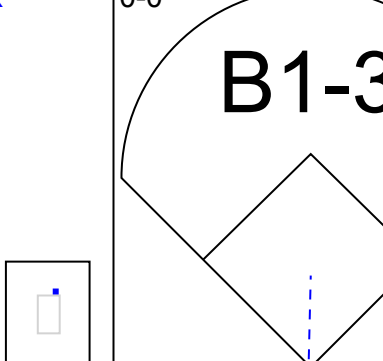
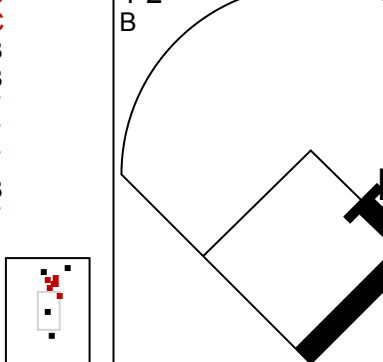
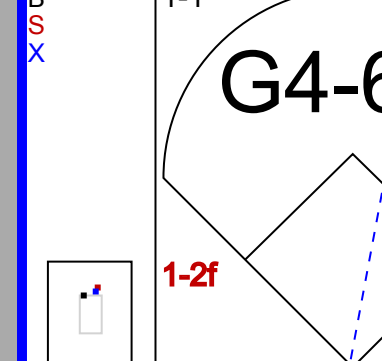
**Toronto Blue Jays @ Tampa Bay Devil Rays**  
Tropicana Field, St. Petersburg, FL  
Wed Jun 29 2005, 12:15 PM EDT  
Att: 20,267 - Dome - 72 F


**AB 30**  
**R 3**  
**H 4**  
**RBI 3**  
**BB 3**  
**SO 8**  
**LOB 11**





Batter	1	2	3	4	5	6	7	8	9	AB	R	H	RBI	BB	SO	LOB	TOP					
<b>Julio Lugo, R</b> OBP: 0.335, SLG: 0.354 (1, 6)										5	0	0	0	0	1	3	<b>Tampa Bay Devil Rays @ Minnesota Twins</b> Hubert H. Humphrey Metrodome, Minneapolis, MN Fri Jul 01 2005, 8:10 PM EDT Att: 23,428 - Dome - 70 F <a href="http://livebaseballscorecards.com">livebaseballscorecards.com</a>					
<b>Nick Green, R</b> OBP: 0.356, SLG: 0.387 (1, 4)										3	2	0	0	1	2	0						
<b>Jorge Cantu, R</b> OBP: 0.330, SLG: 0.513 (1, 5)										5	1	3	2	0	1	0						
<b>Aubrey Huff, L</b> OBP: 0.322, SLG: 0.374 (1, 9)										4	1	2	1	0	1	2						
<b>Eduardo Perez, R</b> OBP: 0.370, SLG: 0.506 (1, 10)										3	0	1	1	1	1	2						
<b>31 Jonny Gomes, R</b> OBP: 0.380, SLG: 0.584 <b>13 Carl Crawford, L</b> OBP: 0.310, SLG: 0.414 (8, 7)										4	0	0	0	0	3	3						
<b>Travis Lee, L</b> OBP: 0.332, SLG: 0.339 (1, 3)										4	0	1	0	0	1	0						
<b>Toby Hall, R</b> OBP: 0.311, SLG: 0.381 (1, 2)										4	0	2	0	0	0	1						
<b>Damon Hollins, R</b> OBP: 0.320, SLG: 0.453 (1, 8)										4	0	1	0	0	0	2						
<b>Inning Stats</b>	R: 1 E: 0 K: 2 S: 15	H: 2 LOB: 2 BB: 1 P: 25	R: 0 E: 0 K: 1 S: 13	H: 2 LOB: 2 BB: 0 P: 13	R: 1 E: 0 K: 2 S: 11	H: 1 LOB: 1 BB: 1 P: 21	R: 0 E: 0 K: 0 S: 9	H: 1 LOB: 1 BB: 0 P: 11	R: 0 E: 0 K: 3 S: 14	H: 2 LOB: 2 BB: 0 P: 17	R: 0 E: 0 K: 1 S: 10	H: 0 LOB: 0 BB: 0 P: 14	R: 2 E: 0 K: 0 S: 9	H: 1 LOB: 0 BB: 0 P: 14	R: 0 E: 1 K: 0 S: 8	H: 1 LOB: 1 BB: 0 P: 12	R: 0 E: 0 K: 1 S: 9	H: 0 LOB: 0 BB: 0 P: 11	1B: 8 2B: 0 3B: 0 HR: 2	SF: 0 SAC: 0 DP: 0 HBP: 1	WP: 0 PB: 1 SB: 0 CS: 0	PA: 39
<b>PITCHER</b>	IP	WLS	BF	H	R	ER	SO	BB	IBB	HBP	BLK	WP	HR	S	P	ERA	WHIP					
<b>Johan Santana, L</b> ERA: 3.74 <b>28 Jesse Crain, R</b> ERA: 1.41 <b>28 Jesse Crain, R</b> ERA: 1.41 <b>36 Joe Nathan, R</b> ERA: 3.78	(1, 1)	6.0	27	8	2	2	9	2	0	0	0	0	0	1	72	101	3.00	1.667				

Batter	1	2	3	4	5	6	7	8	9	AB	R	H	RBI	BB	SO	LOB	BOTTOM					
<b>Shannon Stewart, R</b> OBP: 0.343, SLG: 0.435 (1, 7)										3	1	1	0	0	0	1	<b>Tampa Bay Devil Rays @ Minnesota Twins</b> Hubert H. Humphrey Metrodome, Minneapolis, MN Fri Jul 01 2005, 8:10 PM EDT Att: 23,428 - Dome - 70 F <a href="http://livebaseballscorecards.com">livebaseballscorecards.com</a>					
<b>Juan Castro, R</b> OBP: 0.272, SLG: 0.374 (1, 6)										3	1	1	0	0	1	0						
<b>7 Joe Mauer, L</b> OBP: 0.364, SLG: 0.417 (1, 2)										2	2	0	0	2	0	0						
<b>Torii Hunter, R</b> OBP: 0.343, SLG: 0.495 (1, 8)										3	2	1	3	1	0	0						
<b>Jacque Jones, L</b> OBP: 0.347, SLG: 0.427 (1, 9)										4	0	1	3	0	0	0						
<b>Matthew LeCroy, R</b> OBP: 0.362, SLG: 0.467 <b>Brent Abernathy, R</b> OBP: 0.348, SLG: 0.421 (7, FR) (8, 4)										3	0	1	0	0	0	0						
<b>33 Justin Morneau, L</b> OBP: 0.336, SLG: 0.490 (1, 3)										3	0	1	0	1	1	0						
<b>Luis Rivas, R</b> OBP: 0.277, SLG: 0.234 <b>Michael Ryan, L</b> OBP: 0.286, SLG: 0.240 <b>28 Jesse Crain, R</b> (8, 1) <b>20 Lew Ford, R</b> OBP: 0.352, SLG: 0.403 <b>36 Joe Nathan, R</b> (9, 1) <b>38 Luis Antonio Rodriguez, R</b> OBP: 0.352, SLG: 0.409 (5, 5)										2	0	0	0	0	0	0						
<b>Inning Stats</b>	R: 3 E: 0 K: 0 S: 15	H: 2 LOB: 0 BB: 1 P: 24	R: 0 E: 0 K: 1 S: 10	H: 0 LOB: 0 BB: 0 P: 14	R: 0 E: 0 K: 1 S: 7	H: 0 LOB: 0 BB: 0 P: 11	R: 0 E: 0 K: 0 S: 9	H: 0 LOB: 0 BB: 0 P: 13	R: 0 E: 0 K: 1 S: 12	H: 0 LOB: 1 BB: 1 P: 19	R: 0 E: 0 K: 0 S: 5	H: 0 LOB: 0 BB: 0 P: 8	R: 0 E: 0 K: 0 S: 10	H: 2 LOB: 2 BB: 0 P: 15	R: 4 E: 0 K: 1 S: 15	H: 2 LOB: 3 BB: 5 P: 39	R: 0 E: 0 K: 1 S: 9	H: 0 LOB: 0 BB: 0 P: 11	1B: 4 2B: 1 3B: 1 HR: 0	SF: 0 SAC: 1 DP: 1 HBP: 1	WP: 0 PB: 0 SB: 1 CS: 1	PA: 36
<b>PITCHER</b>	IP	WLS	BF	H	R	ER	SO	BB	IBB	HBP	BLK	WP	HR	S	P	ERA	WHIP					
<b>Casey Fossum, L</b> ERA: 4.04 <b>Dewon Brazelton, R</b> ERA: 7.59 <b>Lance Carter, R</b> ERA: 4.82	(1, 1)	6.1	25	4	3	2	3	2	0	1	0	0	0	16	40	27.00	3.750					









Batter	1	2	3	4	5	6	7	8	9	AB	R	H	RBI	BB	SO	LOB	TOP			
13 Carl Crawford, L OBP: 0.314, SLG: 0.422	2-1 CS 1B		0-1 1B 3B		1-0 1B			2-2 G4-3		4	1	3	0	0	0	0	<b>Tampa Bay Devil Rays @ Minnesota Twins</b> Sun Jul 03 2005, 2:10 PM EDT Att: 28,757 - Dome - 70 F Hubert H. Humphrey Metrodome, Minneapolis, MN <a href="http://livebaseballscorecards.com">livebaseballscorecards.com</a>			
Julio Lugo, R OBP: 0.331, SLG: 0.346	4-1 1-2 BB		1-3 K		0-3 K			2-1 G6-3		3	0	0	0	1	2	1				
Aubrey Huff, L OBP: 0.320, SLG: 0.371	3-1 P5		2-1 G4-3 1B		0-0 G4-3			2-1 F8		4	0	1	1	0	0	1				
3 Jorge Cantu, R OBP: 0.324, SLG: 0.502	0-1 G1-3		3-H 1-2 G4-3 1B		0-2 G5-3			0-3 K		4	0	0	0	0	1	2				
Travis Lee, L OBP: 0.330, SLG: 0.349		0-0 G4-3		1-1 HR				2-1 G4-3		4	1	1	1	0	0	0				
Damon Hollins, R OBP: 0.326, SLG: 0.457		4-1 1B BB		1-1 G4-3				2-0 G6-4-3 1B		2	0	1	0	1	0	0				
Nick Green, R OBP: 0.351, SLG: 0.380		0-1 SAFE 1-2 1B		1-1 F9				2-2 F7		3	0	1	0	0	0	1				
Kevin Cash, R OBP: 0.167, SLG: 0.391		1-1 L4		0-0 L9				1-2 G6-4-3		3	0	0	0	0	0	3				
Joey Gathright, L OBP: 0.360, SLG: 0.435		0-3 K			3-2 G1-3			2-3 K		3	0	0	0	0	2	2				
<b>Inning Stats</b>	R: 0 E: 0 K: 0 S: 7	H: 1 LOB: 1 BB: 1 P: 16	R: 0 E: 0 K: 1 S: 10	H: 1 LOB: 2 BB: 1 P: 15	R: 1 E: 0 K: 1 S: 17	H: 2 LOB: 0 BB: 0 P: 21	R: 1 E: 0 K: 0 S: 7	H: 1 LOB: 0 BB: 0 P: 10	R: 0 E: 0 K: 1 S: 8	H: 0 LOB: 0 BB: 0 P: 10	R: 0 E: 0 K: 0 S: 7	H: 1 LOB: 0 BB: 0 P: 12	R: 0 E: 0 K: 1 S: 11	H: 0 LOB: 0 BB: 0 P: 17	R: 0 E: 0 K: 1 S: 8	H: 0 LOB: 0 BB: 0 P: 12	1B: 5 2B: 0 3B: 1 HR: 1	SF: 0 SAC: 0 DP: 2 HBP: 0	WP: 0 PB: 0 CS: 1	PA: 32
<b>PITCHER</b>	IP WLS BF H R ER SO BB IBB HBP BLK WP HR S P ERA WHIP	7.0 W 26 7 2 2 3 2 0 0 0 0 1 64 96 2.57 1.286	1.0 H 3 0 0 0 1 0 0 0 0 0 0 11 17 0.00 0.000	1.0 S 3 0 0 0 1 0 0 0 0 0 0 8 12 0.00 0.000																
Joe Mays, R ERA: 3.84																				
Juan Rincon, R ERA: 2.57																				
36 Joe Nathan, R ERA: 3.57																				


Batter	1	2	3	4	5	6	7	8	9	AB	R	H	RBI	BB	SO	LOB	BOTTOM			
8 Nick Punto, S OBP: 0.348, SLG: 0.413	4-2 BB		3-2 G3			2-2 K		2-3 K		3	0	0	0	1	2	1	<b>Tampa Bay Devil Rays @ Minnesota Twins</b> Sun Jul 03 2005, 2:10 PM EDT Att: 28,757 - Dome - 70 F Hubert H. Humphrey Metrodome, Minneapolis, MN <a href="http://livebaseballscorecards.com">livebaseballscorecards.com</a>			
Juan Castro, R OBP: 0.260, SLG: 0.358	2-1 F7			2-0 G6-3		1-0 SH3-4		0-1 G4-3		3	0	0	1	0	0	1				
20 Lew Ford, R OBP: 0.353, SLG: 0.404	2-2 L5			1-2 G5-3		1-1 P3		0-0 F8		4	0	0	0	0	0	1				
Torii Hunter, R OBP: 0.339, SLG: 0.489	0-1 P3			0-0 P3			3-1 55 1B 2B			3	1	1	0	0	0	1				
Jacque Jones, L OBP: 0.349, SLG: 0.429		0-0 G4-3			3-3 K		0-3 K			3	0	0	0	0	2	1				
Matthew LeCroy, R OBP: 0.369, SLG: 0.492		2-2 F9			2-1 HR		4-0 55 1B IBB			2	1	1	1	1	0	0				
33 Justin Morneau, L OBP: 0.331, SLG: 0.493		1-3 K2-3			2-1 G3		2-3 K			3	0	0	0	0	2	2				
55 Mike Redmond, R OBP: 0.303, SLG: 0.284			3-2 F9		0-0 F9		3-2 1B			3	0	1	1	0	0	0				
38 Luis Antonio Rodriguez, S OBP: 0.359, SLG: 0.444			0-3 K			0-2 SH3-4 2B		1-0 F7		3	1	1	0	0	1	2				
<b>Inning Stats</b>	R: 0 E: 0 K: 0 S: 9	H: 0 LOB: 1 BB: 1 P: 17	R: 0 E: 0 K: 1 S: 9	H: 0 LOB: 0 BB: 0 P: 12	R: 0 E: 0 K: 1 S: 10	H: 0 LOB: 0 BB: 0 P: 16	R: 0 E: 0 K: 0 S: 5	H: 0 LOB: 0 BB: 0 P: 8	R: 1 E: 1 K: 1 S: 9	H: 1 LOB: 0 BB: 0 P: 16	R: 1 E: 1 K: 2 S: 13	H: 2 LOB: 2 BB: 1 P: 26	R: 0 E: 0 K: 1 S: 6	H: 0 LOB: 0 BB: 0 P: 8	R: 0 E: 0 K: 1 S: 6	H: 0 LOB: 0 BB: 0 P: 8	1B: 1 2B: 2 3B: 0 HR: 1	SF: 0 SAC: 1 DP: 0 HBP: 0	WP: 0 PB: 0 CS: 0	PA: 30
<b>PITCHER</b>	IP WLS BF H R ER SO BB IBB HBP BLK WP HR S P ERA WHIP	7.0 L 27 4 3 2 6 1 0 0 0 0 0 6 8 0.00 0.714	1.0 3 0 0 0 1 0 0 0 0 0 0 6 8 0.00 0.000																	
19 Scott Kazmir, L ERA: 4.27																				
Danys Baez, R ERA: 2.75																				



Batter	1	2	3	4	5	6	7	8	9	AB	R	H	RBI	BB	SO	LOB	TOP																					
<b>13 Carl Crawford, L</b> OBP: 0.316, SLG: 0.430	0-3 K		0-0 F7	1-0 F7		0-1 3B 1B		0-1 HR		5	2	2	1	0	1	2																						
<b>Julio Lugo, R</b> OBP: 0.331, SLG: 0.345	4-2 S BB		2-2 2B HR	3-3 K		0-1 F8		1-1 G5-3		4	1	1	0	1	1	3																						
<b>3 Jorge Cantu, R</b> OBP: 0.326, SLG: 0.510	1-3 SAFE K		1-1 HR	0-1 F8		0-1 1B 3B		1-0 G4-3		5	2	2	1	0	1	3																						
<b>Aubrey Huff, L</b> OBP: 0.321, SLG: 0.381	1-2 G6-3		0-0 HR		1-0 P4		1-2 1B		0-1 G4-3		5	1	2	4	0	0	1																					
<b>31 Jonny Gomes, R</b> OBP: 0.360, SLG: 0.541		0-2 G6-3	1-1 F8		2-1 G3 WP 1B				0-0 F8		5	0	1	0	0	1	1																					
<b>Travis Lee, L</b> OBP: 0.323, SLG: 0.340		1-2 G3	2-2 G6-3		3-2 G3				2-2 L6		5	0	0	0	0	0	1																					
<b>Nick Green, R</b> OBP: 0.358, SLG: 0.400		0-1 HR		0-1 1B	1-1 HBP				0-1 F8		3	2	2	1	0	0	0																					
<b>Toby Hall, R</b> OBP: 0.310, SLG: 0.378		2-2 1B		1-1 1B	1-0 G6-3				2-3 K		4	0	2	0	0	1	2																					
<b>Joey Gathright, L</b> OBP: 0.375, SLG: 0.481		1-0 B2		1-2 1B		1-3 K			1-0 2B		4	0	2	1	0	1	1																					
<b>Inning Stats</b>	R: 0 E: 0 K: 2 S: 15	H: 0 LOB: 1 BB: 1 P: 21	R: 1 E: 0 K: 0 S: 14	H: 2 LOB: 1 BB: 0 P: 18	R: 3 E: 0 K: 0 S: 15	H: 3 LOB: 0 BB: 0 P: 21	R: 1 E: 0 K: 1 S: 13	H: 3 LOB: 2 BB: 0 P: 18	R: 0 E: 0 K: 0 S: 8	H: 1 LOB: 2 BB: 0 P: 16	R: 2 E: 0 K: 2 S: 16	H: 3 LOB: 1 BB: 0 P: 20	R: 0 E: 0 K: 1 S: 8	H: 0 LOB: 0 BB: 0 P: 11	R: 1 E: 0 K: 0 S: 6	H: 2 LOB: 0 BB: 0 P: 9	R: 0 E: 0 K: 0 S: 7	H: 0 LOB: 0 BB: 0 P: 9	1B: 8 2B: 2 3B: 1 HR: 3	SF: 0 SAC: 0 DP: 0 HBP: 1	WP: 1 PA: 42 CS: 0																	
<b>PITCHER</b>	IP	WLS	BF	H	R	ER	SO	BB	IBB	HBP	BLK	WP	HR	S	P	ERA	WHIP	<b>PITCHER</b>				IP	WLS	BF	H	R	ER	SO	BB	IBB	HBP	BLK	WP	HR	S	P	ERA	WHIP
<b>Brandon McCarthy, R</b> ERA: 8.14	(1, 1)	3.0		18	8	5	5	2	1	0	0	0	0	2	51	68	15.00	3.000																				
<b>Luis Vizcaino, R</b> ERA: 4.46	(4, 1)	2.0	W	8	1	0	0	1	0	0	1	0	0	14	26	0.00	0.500																					
<b>Kevin Walker, L</b> ERA: 10.8	(6, 1)	0.2		5	3	2	2	1	0	0	0	0	0	12	14	27.00	4.500																					
<b>Shingo Takatsu, R</b> ERA: 5.0	(6, 1)	2.1	H	8	2	1	1	2	0	0	0	0	1	18	26	3.86	0.857																					
<b>Dustin Hermanson, R</b> ERA: 1.38	(9, 1)	1.0	S	3	0	0	0	0	0	0	0	0	0	7	9	0.00	0.000																					

**Tampa Bay Devil Rays @ Chicago White Sox**  
U.S. Cellular Field, Chicago, IL  
Mon Jul 04 2005, 7:05 PM EDT  
Att: 37,351 - Cloudy - 72 F


AB 40  
R 8  
H 14  
RBI 8  
BB 1  
SO 6  
LOB 14



Batter	1	2	3	4	5	6	7	8	9	AB	R	H	RBI	BB	SO	LOB	BOTTOM																					
<b>22 Scott Podsednik, L</b> OBP: 0.357, SLG: 0.328	2-1 2B 14 1B		0-1 F9		1-0 G6-3				2-1 G1-6-3		5	1	2	1	0	0	1																					
<b>Tadahito Iguchi, R</b> OBP: 0.336, SLG: 0.411	2-2 SAFE 14 HR	0-3 K		1-2 G4-3	2-3 K				0-0 G5-3		5	1	1	0	0	2	2																					
<b>Frank Thomas, R</b> OBP: 0.350, SLG: 0.677	4-2 23 HR		1-0 2B		4-1 HBP 23 1B		3-2 P3		4-2 14 CS BB		2	2	1	0	3	0	0																					
<b>Willie Harris, L</b> OBP: 0.316, SLG: 0.229	(6, PR) (9, 10) 23 HR		2B								0	0	0	0	0	0	0																					
<b>14 Paul Konerko, R</b> OBP: 0.350, SLG: 0.479	2-2 23 HR		0-0 P4		2-0 23 HBP 1B		2-1 F9		4-1 1-2 BB		4	2	2	1	1	0	1																					
<b>Aaron Rowand, R</b> OBP: 0.334, SLG: 0.392	1-3 K		2-1 F9		2-2 23 1B 5 SF8		1-1 23 BB 1B		0-0 F9		4	1	1	0	0	1	4																					
<b>23 Jermaine Dye, R</b> OBP: 0.331, SLG: 0.528	3-1 HR		1-1 F9		2-2 12 BB 1B		4-1 BB				3	2	2	6	1	0	0																					
<b>12 A.J. Pierzynski, L</b> OBP: 0.309, SLG: 0.438	1-2 F8		1-2 1B		4-1 22 1B BB		2-1 F8				3	0	1	0	1	0	2																					
<b>24 Joe Crede, R</b> OBP: 0.300, SLG: 0.430	2-3 K		3-3 K		1-3 K				1-2 F7		4	0	0	0	0	3	4																					
<b>5 Juan Uribe, R</b> OBP: 0.279, SLG: 0.388		2-0 HR		3-2 F7		0-1 SF8		4-2 22 G1-6-3 BB		2	1	1	2	1	0	0	0																					
<b>Inning Stats</b>	R: 5 E: 0 K: 2 S: 27	H: 4 LOB: 0 BB: 1 P: 44	R: 1 E: 0 K: 1 S: 8	H: 2 LOB: 1 BB: 0 P: 11	R: 0 E: 0 K: 1 S: 13	H: 1 LOB: 0 BB: 0 P: 20	R: 0 E: 0 K: 0 S: 7	H: 0 LOB: 0 BB: 0 P: 12	R: 4 E: 0 K: 2 S: 23	H: 3 LOB: 2 BB: 2 P: 42	R: 0 E: 0 K: 0 S: 10	H: 1 LOB: 2 BB: 1 P: 22	R: 0 E: 0 K: 0 S: 8	H: 0 LOB: 0 BB: 1 P: 15	R: 0 E: 0 K: 0 S: 6	H: 0 LOB: 1 BB: 2 P: 14	1B: 7 2B: 2 3B: 0 HR: 2	SF: 1 SAC: 0 DP: 1 HBP: 1	WP: 0 PA: 41 CS: 1																			
<b>PITCHER</b>	IP	WLS	BF	H	R	ER	SO	BB	IBB	HBP	BLK	WP	HR	S	P	ERA	WHIP	<b>PITCHER</b>				IP	WLS	BF	H	R	ER	SO	BB	IBB	HBP	BLK	WP	HR	S	P	ERA	WHIP
<b>Hideo Nomo, R</b> ERA: 6.8	(1, 1)	4.0	L	22	8	8	8	4	2	0	0	0	0	21	34	18.00	2.500																					
<b>54 Chad Orvella, R</b> ERA: 4.3	(5, 1)	1.0		7	2	2	2	2	1	0	1	0	0	0	24	51	0.00	1.667																				
<b>Devon Brazelton, R</b> ERA: 6.84	(6, 1)	3.0		12	1	0	0	0	4	0	0	0	0	0	24	51	0.00	1.667																				

**Tampa Bay Devil Rays @ Chicago White Sox**  
U.S. Cellular Field, Chicago, IL  
Mon Jul 04 2005, 7:05 PM EDT  
Att: 37,351 - Cloudy - 72 F

AB 32  
R 10  
H 11  
RBI 10  
BB 7  
SO 6  
LOB 14






Batter	1	2	3	4	5	6	7	8	9	AB	R	H	RBI	BB	SO	LOB	TOP										
13 Carl Crawford, L (1,7) OBP: 0.317, SLG: 0.439	2-2 HR		0-0 1B		0-0 F7		3-2 G4-3			4	1	2	1	0	0	0											
Julio Lugo, R (1,6) OBP: 0.333, SLG: 0.347	0-1 1B		3-2 F8		0-0 G6-3		0-2 1B			4	0	2	0	0	0	1											
3 Jorge Cantu, R (1,5) OBP: 0.321, SLG: 0.503	0-1 G5-4-3		1-3 K		0-0 F9		1-3 K			4	0	0	0	0	2	3											
Aubrey Huff, L (1,10) OBP: 0.326, SLG: 0.388	4-2 BB			3-1 1B		1-0 2B		0-2 G6-3		3	2	2	0	1	0	0											
Travis Lee, L (1,3) OBP: 0.321, SLG: 0.335	2-2 F7			0-0 F9		4-2 2B		0-1 G6-3		3	1	0	0	1	0	2											
Damon Hollins, R (1,9) OBP: 0.324, SLG: 0.458		2-2 F8		1-1 G5-3		2-2 2B		0-1 P4		4	0	1	1	0	0	1											
Nick Green, R (1,4) OBP: 0.357, SLG: 0.397		1-2 G4-3		1-0 1B		1-1 FC6		0-2 G5-3		4	0	1	2	0	0	1											
Toby Hall, R (1,2) OBP: 0.306, SLG: 0.373		0-2 F7		1-0 L5		1-0 L3		1-2 G4-3		3	0	0	0	0	0	3											
Fernando Cortez, L (9,PH)										1	0	0	0	0	0	0											
Joey Gathright, L (1,8) OBP: 0.333, SLG: 0.419			0-3 K		1-2 G3-1		0-3 K2-3		0-0 G4-3	4	0	0	0	0	2	0											
<b>Inning Stats</b>	R: 1 E: 0 K: 0 S: 15	H: 2 LOB: 1 BB: 1 P: 23	R: 0 E: 0 K: 0 S: 10	H: 0 LOB: 0 BB: 0 P: 13	R: 0 E: 0 K: 2 S: 11	H: 1 LOB: 1 BB: 0 P: 15	R: 1 E: 0 K: 0 S: 7	H: 2 LOB: 1 BB: 0 P: 13	R: 0 E: 0 K: 0 S: 5	H: 0 LOB: 0 BB: 0 P: 6	R: 2 E: 0 K: 0 S: 12	H: 2 LOB: 1 BB: 0 P: 21	R: 0 E: 0 K: 0 S: 8	H: 1 LOB: 1 BB: 0 P: 16	R: 0 E: 0 K: 0 S: 7	H: 0 LOB: 0 BB: 0 P: 8	R: 0 E: 0 K: 0 S: 7	H: 0 LOB: 0 BB: 0 P: 8	1B: 5 2B: 3 3B: 0 HR: 1	SF: 0 SAC: 0 DP: 2 HBP: 0	WP: 2 PB: 0 SB: 1 CS: 0	PA: 36					
<b>PITCHER</b>	IP	WLS	BF	H	R	ER	SO	BB	IBB	HBP	BLK	WP	HR	S	P	ERA	WHIP										
Freddy Garcia, R (1,1) ERA: 3.4	7.0	30	8	4	4	4	4	2	0	0	0	2	1	72	107	5.14	1.429										
Neal Coles, L (8,1) ERA: 2.01	0.2	2	0	0	0	0	0	0	0	0	0	0	0	6	6	0.00	0.000										
Cliff Politte, R (8,1) ERA: 1.09	0.1	W	1	0	0	0	0	0	0	0	0	0	0	2	2	0.00	0.000										
Dustin Hermanson, R (9,1) ERA: 1.35	1.0	S	3	0	0	0	0	0	0	0	0	0	0	7	8	0.00	0.000										

**Tampa Bay Devil Rays @ Chicago White Sox**  
 U.S. Cellular Field, Chicago, IL  
 Tue Jul 05 2005, 8:05 PM EDT  
 Att: 21,555 - Cloudy - 75 F


AB 34  
 R 4  
 H 8  
 RBI 4  
 BB 2  
 SO 4  
 LOB 11



Batter	1	2	3	4	5	6	7	8	9	AB	R	H	RBI	BB	SO	LOB	BOTTOM										
22 Scott Podsednik, L (1,7) OBP: 0.359, SLG: 0.335	1-2 1B		3-1 L8		0-0 CS		2-1 G4-3		1-0 1B	4	1	2	0	0	0	0											
Tadahito Iguchi, R (1,4) OBP: 0.334, SLG: 0.408	2-1 1B		2-1 F9			1-2 K		0-1 HR		4	1	1	0	0	1	1											
Frank Thomas, R (1,10) OBP: 0.357, SLG: 0.710	2-2 1B			2-3 K		0-0 F9		1-0 HR		4	1	2	3	0	1	0											
14 Paul Konerko, R (1,3) OBP: 0.346, SLG: 0.473	3-3 K			1-3 K				0-0 F7		4	0	0	0	0	2	1											
Aaron Rowand, R (1,8) OBP: 0.336, SLG: 0.393		1-0 G6-3		1-0 G6-3				0-2 1B		4	1	2	0	0	0	0											
23 Jermaine Dye, R (1,9) OBP: 0.333, SLG: 0.542		2-2 HR			1-1 2B		2-2 G4-3		1-1 F8	4	2	2	1	0	0	2											
12 A.J. Pierzynski, L (1,2) OBP: 0.309, SLG: 0.436		1-1 F7			2-1 G4-3		2-1 1B	3-2 CS		3	0	1	0	0	0	1											
38 Pablo Ozuna, R (1,5) OBP: 0.353, SLG: 0.316		0-0 G4-3			3-2 G4-3					3	0	1	1	0	0	1											
5 Juan Uribe, R (1,6) OBP: 0.280, SLG: 0.389			1-1 F7			1-1 2B				2	0	1	1	0	0	0											
Carl Everett, S (7,PH) OBP: 0.306, SLG: 0.466										1	0	0	0	0	0	2											
24 Joe Crede, R (8,5) OBP: 0.300, SLG: 0.430										0	0	0	0	0	0	0											
<b>Inning Stats</b>	R: 0 E: 0 K: 1 S: 11	H: 2 LOB: 1 BB: 0 P: 19	R: 1 E: 0 K: 0 S: 7	H: 1 LOB: 0 BB: 0 P: 11	R: 0 E: 0 K: 2 S: 6	H: 0 LOB: 0 BB: 0 P: 12	R: 0 E: 0 K: 2 S: 9	H: 0 LOB: 0 BB: 0 P: 13	R: 1 E: 0 K: 0 S: 8	H: 3 LOB: 2 BB: 0 P: 15	R: 0 E: 0 K: 1 S: 6	H: 0 LOB: 0 BB: 0 P: 9	R: 1 E: 0 K: 0 S: 12	H: 3 LOB: 2 BB: 0 P: 20	R: 3 E: 0 K: 0 S: 12	H: 4 LOB: 0 BB: 0 P: 18	1B: 8 2B: 3 3B: 0 HR: 2	SF: 0 SAC: 0 DP: 1 HBP: 0	WP: 0 PB: 0 SB: 0 CS: 2	PA: 35							
<b>PITCHER</b>	IP	WLS	BF	H	R	ER	SO	BB	IBB	HBP	BLK	WP	HR	S	P	ERA	WHIP										
Mark Hendrickson, L (1,1) ERA: 5.91	6.2	26	8	3	3	4	4	0	0	0	0	0	0	57	95	4.05	1.200										
Travis Harper, R (7,1) ERA: 8.14	0.1	H	1	0	0	0	0	0	0	0	0	0	0	2	4	0.00	0.000										
Lance Carter, R (8,1) ERA: 6.4	1.0	L	6	4	3	3	0	0	0	0	0	0	1	12	18	27.00	4.000										

**Tampa Bay Devil Rays @ Chicago White Sox**  
 U.S. Cellular Field, Chicago, IL  
 Tue Jul 05 2005, 8:05 PM EDT  
 Att: 21,555 - Cloudy - 75 F

AB 33  
 R 6  
 H 12  
 RBI 6  
 BB 0  
 SO 4  
 LOB 8





Batter	1	2	3	4	5	6	7	8	9	AB	R	H	RBI	BB	SO	LOB	TOP										
<b>13 Carl Crawford, L</b> OBP: 0.319, SLG: 0.442 (1, 7)										5	0	2	0	0	0	2	<b>Tampa Bay Devil Rays @ Chicago White Sox</b> U.S. Cellular Field, Chicago, IL Wed Jul 06 2005, 8:05 PM EDT Att: 24,773 - Partly Cloudy - 72 F										
<b>Julio Lugo, R</b> OBP: 0.332, SLG: 0.342 (1, 6)										4	0	0	0	1	2	3											
<b>Aubrey Huff, L</b> OBP: 0.328, SLG: 0.399 (1, 10)										4	1	2	1	0	0	2											
<b>3 Jorge Cantu, R</b> OBP: 0.320, SLG: 0.510 (1, 5)										4	1	1	1	0	0	1											
<b>Travis Lee, L</b> OBP: 0.317, SLG: 0.330 <b>Eduardo Perez, R</b> OBP: 0.376, SLG: 0.511 (8, PH) (8, 3)										3	0	0	0	0	0	0											
<b>Damon Hollins, R</b> OBP: 0.328, SLG: 0.453 (7, 8)										2	0	0	0	2	0	0											
<b>Nick Green, R</b> OBP: 0.350, SLG: 0.389 (1, 4)										4	0	0	0	0	0	3											
<b>Toby Hall, R</b> OBP: 0.311, SLG: 0.374 <b>Fernando Cortez, L</b> (9, PH) (1, 2)										2	0	1	0	1	0	0											
<b>Joey Gathright, L</b> OBP: 0.314, SLG: 0.394 <b>31 Jonny Gomes, R</b> OBP: 0.353, SLG: 0.529 (7, PH) (7, 9)										2	0	0	0	0	0	2											
<b>Inning Stats</b>	R: 1 E: 0 K: 1 S: 13	H: 2 LOB: 0 BB: 0 P: 19	R: 0 E: 0 K: 0 S: 8	H: 1 LOB: 1 BB: 0 P: 14	R: 0 E: 0 K: 0 S: 6	H: 0 LOB: 0 BB: 0 P: 9	R: 0 E: 0 K: 0 S: 8	H: 1 LOB: 2 BB: 0 P: 13	R: 0 E: 0 K: 1 S: 7	H: 1 LOB: 1 BB: 0 P: 10	R: 0 E: 0 K: 0 S: 9	H: 1 LOB: 2 BB: 1 P: 16	R: 0 E: 0 K: 2 S: 11	H: 0 LOB: 1 BB: 1 P: 18	1B: 4 2B: 1 3B: 0 HR: 2	SF: 0 SAC: 0 DP: 0 HBP: 0		WP: 0 PB: 1 SB: 0 CS: 1	PA: 38								
<b>PITCHER</b>	IP	WLS	BF	H	R	ER	SO	BB	IBB	HBP	BLK	WP	HR	S	P	ERA	WHIP										
<b>52 Jose Contreras, R</b> ERA: 4.26 (1, 1)	6.0	W	26	6	2	2	1	3	0	0	0	0	2	51	85	3.00	1.500										
<b>Neal Cotts, L</b> ERA: 1.91 (7, 1)	1.2		5	0	0	0	1	0	0	0	0	0	0	9	13	0.00	0.000										
<b>Shingo Takatsu, R</b> ERA: 4.94 (8, 1)	0.1		3	1	0	0	0	1	0	0	0	0	0	5	11	0.00	6.000										
<b>45 Bobby Jenks, R</b> ERA: (9, 1)	1.0		4	0	0	0	2	1	0	0	0	0	0	11	18	0.00	1.000										

Batter	1	2	3	4	5	6	7	8	9	AB	R	H	RBI	BB	SO	LOB	BOTTOM										
<b>22 Scott Podsednik, L</b> OBP: 0.363, SLG: 0.337 (1, 7)										4	2	2	0	1	1	0	<b>Tampa Bay Devil Rays @ Chicago White Sox</b> U.S. Cellular Field, Chicago, IL Wed Jul 06 2005, 8:05 PM EDT Att: 24,773 - Partly Cloudy - 72 F										
<b>Tadahito Iguchi, R</b> OBP: 0.337, SLG: 0.410 (1, 4)										4	2	2	1	0	1	2											
<b>Frank Thomas, R</b> OBP: 0.364, SLG: 0.736 (1, 10)										3	1	1	3	1	1	0											
<b>Carl Everett, S</b> OBP: 0.313, SLG: 0.475 (1, 9)										4	0	3	1	0	0	0											
<b>Aaron Rowand, R</b> OBP: 0.335, SLG: 0.389 (1, 8)										3	0	0	0	0	0	3											
<b>23 Jermaine Dye, R</b> OBP: 0.336, SLG: 0.540 (1, 3)										3	1	1	0	1	0	2											
<b>12 A.J. Pierzynski, L</b> OBP: 0.304, SLG: 0.429 (1, 2)										4	0	0	0	0	0	4											
<b>38 Pablo Ozuna, R</b> OBP: 0.360, SLG: 0.325 (1, 5)										4	1	2	0	0	0	0											
<b>5 Juan Uribe, R</b> OBP: 0.280, SLG: 0.389 (1, 6)										3	0	1	1	0	2	1											
<b>Inning Stats</b>	R: 0 E: 0 K: 1 S: 9	H: 0 LOB: 0 BB: 0 P: 13	R: 0 E: 0 K: 0 S: 7	H: 1 LOB: 1 BB: 0 P: 9	R: 3 E: 1 K: 1 S: 20	H: 4 LOB: 1 BB: 1 P: 32	R: 1 E: 0 K: 0 S: 11	H: 2 LOB: 0 BB: 0 P: 17	R: 3 E: 0 K: 1 S: 17	H: 2 LOB: 2 BB: 1 P: 28	R: 0 E: 0 K: 1 S: 16	H: 2 LOB: 2 BB: 0 P: 26	R: 0 E: 0 K: 2 S: 12	H: 0 LOB: 0 BB: 0 P: 20	R: 0 E: 0 K: 2 S: 8	H: 0 LOB: 0 BB: 0 P: 10		1B: 10 2B: 2 3B: 0 HR: 1	SF: 1 SAC: 0 DP: 3 HBP: 1	WP: 0 PB: 1 SB: 0 CS: 0	PA: 37						
<b>PITCHER</b>	IP	WLS	BF	H	R	ER	SO	BB	IBB	HBP	BLK	WP	HR	S	P	ERA	WHIP										
<b>Casey Fossum, L</b> ERA: 4.42 (7, 1)	6.0	L	29	11	7	6	3	2	0	1	0	0	0	20	30	0.00	0.500										
<b>Joe Beimel, L</b> ERA: (1, 1)	2.0		8	1	0	0	2	0	1	0	0	0	0	20	30	0.00	0.500										



Batter	1	2	3	4	5	6	7	8	9	AB R H RBI BB SO LOB	TOP									
14 Placido Polanco, R OBP: 0.392, SLG: 0.441	4-0 9 2B BB	4-0 1-2 BB		4-1 BB			2-0 F9		1-0 F9	2 1 0 0 3 0 1	<b>Detroit Tigers @ Tampa Bay Devil Rays</b> Tropicana Field, St. Petersburg, FL Thu Jul 07 2005, 7:15 PM EDT Att. 9,171 - Dome - 72 F									
9 Carlos Guillen, S OBP: 0.390, SLG: 0.463	1-1 31 HR 2B	3-1 F9		2-2 F7			3-1 F7		1-2 F7	5 1 1 1 0 0 4										
31 Chris Shelton, R OBP: 0.372, SLG: 0.561	1-0 2H HR	0-3 K			1-2 F8		1-3 K		3-2 G6-3	5 1 1 2 0 2 3										
30 Magglio Ordonez, R OBP: 0.250, SLG: 0.514	1-2 P6		3-1 HR		2-0 F8			0-1 G6-3		4 1 1 1 0 0 0										
Rondell White, R OBP: 0.329, SLG: 0.467 Nook Logan, S OBP: 0.314, SLG: 0.343	1-2 1B		0-0 G1-6-3 1B		0-0 G6-3			2-1 G4-3		4 0 2 0 0 0 0 0 0 0 0 0 0 0										
Dmitri Young, S OBP: 0.305, SLG: 0.451	3-2 F8		3-3 K			1-1 G3		3-2 2B		4 1 1 0 0 1 2										
Craig Monroe, R OBP: 0.327, SLG: 0.430	3-3 K		0-0 G1-6-3			0-1 G6-3		1-2 2B		4 1 1 1 0 1 2										
15 Brandon Inge, R OBP: 0.369, SLG: 0.438		2-1 G6-3		4-1 13 CS BB		2-3 K		0-1 2B		3 0 1 1 1 1 0										
13 Vance Wilson, R OBP: 0.269, SLG: 0.172		4-1 9 F9 14 BB BB		3-3 1-2 K			2-2 2B	3-2 F9		3 0 1 0 1 1 2										
<b>Inning Stats</b>	R: 3 E: 0 K: 1 S: 17	H: 3 LOB: 1 BB: 1 P: 31	R: 0 E: 0 K: 1 S: 8	H: 0 LOB: 2 BB: 2 P: 21	R: 1 E: 0 K: 1 S: 7	H: 2 LOB: 0 BB: 0 P: 13	R: 0 E: 0 K: 1 S: 9	H: 0 LOB: 1 BB: 2 P: 22	R: 0 E: 0 K: 1 S: 5	H: 0 LOB: 0 BB: 0 P: 8		R: 0 E: 0 K: 1 S: 10	H: 1 LOB: 1 BB: 0 P: 18	R: 2 E: 0 K: 0 S: 15	H: 3 LOB: 1 BB: 0 P: 24	R: 0 E: 0 K: 0 S: 9	H: 0 LOB: 0 BB: 0 P: 14	1B: 2 2B: 5 3B: 0 HR: 2	SF: 0 SAC: 0 DP: 1 HBP: 0	WP: 0 PB: 0 SB: 0 CS: 1
<b>PITCHER</b>	IP WLS BF H R ER SO BB IBB HBP BLK WP HR S P ERA WHIP											IP WLS BF H R ER SO BB IBB HBP BLK WP HR S P ERA WHIP								
37 Seth McClung, R ERA: 7.45	(1, 1) 7.0 L 30 6 4 4 6 5 0 0 0 0 0 2 63 123 5.14 1.571																			
54 Chad Orvella, R ERA: 5.17	(8, 1) 1.0 6 3 2 2 0 0 0 0 0 0 0 15 24 18.00 3.000																			
Lance Carter, R ERA: 5.26	(9, 1) 1.0 3 0 0 0 0 0 0 0 0 0 0 9 14 0.00 0.000																			

Batter	1	2	3	4	5	6	7	8	9	AB R H RBI BB SO LOB	BOTTOM											
13 Carl Crawford, L OBP: 0.318, SLG: 0.445	0-1 3B 3B		2-1 G4-3				1-0 G4-3			4 1 1 0 0 1 3	<b>Detroit Tigers @ Tampa Bay Devil Rays</b> Tropicana Field, St. Petersburg, FL Thu Jul 07 2005, 7:15 PM EDT Att. 9,171 - Dome - 72 F											
Julio Lugo, R OBP: 0.335, SLG: 0.356	0-2 3 SF8 3B		0-1 G6-4-3 1B		2-1 1-3 2H 1B		3-1 3 SF8 3 SF8 1B			4 2 4 2 0 0 0												
Aubrey Huff, L OBP: 0.324, SLG: 0.394	0-3 K		1-1 G6-4-3		2-2 F7		0-3 K			4 0 0 0 0 2 5												
3 Jorge Cantu, R OBP: 0.316, SLG: 0.505	3-2 SF8			0-2 L4		1-1 P3		2-2 G5-3		3 0 0 2 0 0 0												
Travis Lee, L OBP: 0.316, SLG: 0.328	3-2 1B			2-2 F8		2-0 G4-3		2-0 P6		4 0 1 0 0 0 0												
Damon Hollins, R OBP: 0.321, SLG: 0.443	0-2 P4		0-0 G3-1			0-1 P4			2-3 K	4 0 0 0 0 1 1												
Fernando Cortez, L		1-3 K			1-2 F8		1-1 L4		2-3 K	4 0 0 0 0 2 0												
Kevin Cash, R OBP: 0.222, SLG: 0.440 Eduardo Perez, R OBP: 0.373, SLG: 0.506		0-3 K			2-2 BB 1B HBP		2-2 FC6-5 2B		0-2 G3-1	2 1 1 0 0 1 0 1 0 0 0 0 0 0												
Joey Gathright, L OBP: 0.316, SLG: 0.371		2-2 G5-3			4-1 1B BB		0-1 FC6-5			2 0 0 0 1 0 1												
<b>Inning Stats</b>	R: 2 E: 0 K: 1 S: 20	H: 3 LOB: 1 BB: 0 P: 26	R: 0 E: 0 K: 2 S: 9	H: 0 LOB: 0 BB: 0 P: 12	R: 0 E: 0 K: 0 S: 6	H: 1 LOB: 0 BB: 0 P: 9	R: 0 E: 0 K: 0 S: 8	H: 0 LOB: 0 BB: 0 P: 10	R: 1 E: 0 K: 1 S: 16	H: 1 LOB: 2 BB: 1 P: 27		R: 0 E: 0 K: 0 S: 5	H: 0 LOB: 0 BB: 0 P: 8	R: 0 E: 0 K: 0 S: 10	H: 1 LOB: 1 BB: 0 P: 14	R: 1 E: 0 K: 1 S: 9	H: 1 LOB: 0 BB: 0 P: 16	R: 0 E: 0 K: 2 S: 9	H: 0 LOB: 0 BB: 0 P: 13	1B: 4 2B: 1 3B: 2 HR: 0	SF: 1 SAC: 0 DP: 1 HBP: 1	WP: 0 PB: 0 SB: 2 CS: 0
<b>PITCHER</b>	IP WLS BF H R ER SO BB IBB HBP BLK WP HR S P ERA WHIP											IP WLS BF H R ER SO BB IBB HBP BLK WP HR S P ERA WHIP										
Sean Douglass, R ERA: 2.65	(1, 1) 5.0 W 21 5 3 3 4 1 0 1 0 0 0 0 14 20 0.00 0.600																					
Chris Spurling, R ERA: 2.42	(6, 1) 1.2 H 6 1 0 0 0 0 0 0 0 0 0 0 1 2 0.00 0.000																					
Jamie Walker, L ERA: 1.86	(7, 1) 0.1 H 1 0 0 0 0 0 0 0 0 0 0 0 1 2 0.00 0.000																					
Kyle Farnsworth, R ERA: 2.06	(8, 1) 1.0 H 4 1 1 0 1 0 0 0 0 0 0 0 9 16 0.00 1.000																					
Troy Percival, R ERA: 5.11	(9, 1) 1.0 S 3 0 0 0 2 0 0 0 0 0 0 0 9 13 0.00 0.000																					







Batter	1	2	3	4	5	6	7	8	9	AB	R	H	RBI	BB	SO	LOB	TOP										
15 Brandon Inge, R OBP: 0.372, SLG: 0.440	G5-3		G6-3					E5		4	0	2	0	1	0	0	<b>Detroit Tigers @ Tampa Bay Devil Rays</b> Tropicana Field, St. Petersburg, FL Sat Jul 09 2005, 6:15 PM EDT Att. 9,320 - Dome - 72 F <a href="http://livebaseballscorecards.com">livebaseballscorecards.com</a>										
9 Carlos Guillen, S OBP: 0.396, SLG: 0.457	1B		F9	P6				P5		5	0	1	0	0	1	6											
31 Chris Shelton, R OBP: 0.382, SLG: 0.574	K		HR	K					G1-3	5	1	1	1	0	3	5											
Rondell White, R OBP: 0.332, SLG: 0.477 Kevin Hooper, R	1B								G5-3	4	1	3	0	0	0	0											
Craig Monroe, R OBP: 0.329, SLG: 0.439	K		G5-3						L7	5	0	1	0	0	1	4											
Ivan Rodriguez, R OBP: 0.303, SLG: 0.457		K		HR						3	1	1	2	0	1	1											
Dmitri Young, S OBP: 0.307, SLG: 0.461	FC4-6			HR						4	1	2	1	0	0	0											
20 Omar Infante, R OBP: 0.276, SLG: 0.396	FC4-6			HR						3	0	2	0	1	0	1											
Nook Logan, S OBP: 0.311, SLG: 0.340	B1-3			SH1-4						2	0	0	0	0	0	2											
<b>Inning Stats</b>	R: 0 E: 0 K: 2 S: 14	H: 2 LOB: 2 BB: 0 P: 20	R: 0 E: 0 K: 1 S: 8	H: 1 LOB: 1 BB: 0 P: 9	R: 1 E: 0 K: 0 S: 13	H: 2 LOB: 1 BB: 0 P: 16	R: 2 E: 0 K: 1 S: 13	H: 3 LOB: 2 BB: 1 P: 22	R: 1 E: 0 K: 0 S: 6	H: 1 LOB: 0 BB: 0 P: 8	R: 0 E: 0 K: 2 S: 11	H: 2 LOB: 2 BB: 0 P: 16	R: 0 E: 1 K: 0 S: 3	H: 1 LOB: 2 BB: 1 P: 14	R: 0 E: 0 K: 0 S: 6	H: 0 LOB: 0 BB: 0 P: 9		1B: 7 2B: 3 3B: 0 HR: 3	SF: 1 SAC: 2 DP: 1 HBP: 0	WP: 0 PB: 0 SB: 0 CS: 0	PA: 41						
<b>PITCHER</b>	IP	WLS	BF	H	R	ER	SO	BB	IBB	HBP	BLK	WP	HR	S	P	ERA	WHIP										
Hideo Nomo, R ERA: 6.8	(1, 1)	5.1	28	11	4	4	4	1	0	0	0	0	3	58	83	6.75	2.250										
Travis Harper, R ERA: 7.59	(6, 1)	2.2	10	2	0	0	2	1	0	0	0	0	0	16	27	0.00	1.125										
Danys Baez, R ERA: 2.68	(9, 1)	1.0	W	3	0	0	0	0	0	0	0	0	0	6	9	0.00	0.000										

Batter	1	2	3	4	5	6	7	8	9	AB	R	H	RBI	BB	SO	LOB	BOTTOM											
13 Carl Crawford, L OBP: 0.316, SLG: 0.442	G4-3		K					G5-3		4	0	1	2	0	1	1	<b>Detroit Tigers @ Tampa Bay Devil Rays</b> Tropicana Field, St. Petersburg, FL Sat Jul 09 2005, 6:15 PM EDT Att. 9,320 - Dome - 72 F <a href="http://livebaseballscorecards.com">livebaseballscorecards.com</a>											
Julio Lugo, R OBP: 0.342, SLG: 0.358	3 CS							F9		4	1	2	0	0	0	1												
Aubrey Huff, L OBP: 0.320, SLG: 0.385	F8							F8		4	0	0	0	0	0	2												
3 Jorge Cantu, R OBP: 0.308, SLG: 0.492	CS	L4		G4-3				G5-3		4	0	0	1	0	0	0												
Travis Lee, L OBP: 0.319, SLG: 0.337		P5		L6						4	1	2	0	0	0	0												
31 Jonny Gomes, R OBP: 0.355, SLG: 0.547	F8									4	1	1	2	0	0	1												
Nick Green, R OBP: 0.353, SLG: 0.495										3	0	1	0	0	0	0												
Toby Hall, R OBP: 0.310, SLG: 0.370										3	1	1	0	0	0	1												
Joey Gathright, L OBP: 0.341, SLG: 0.395										3	1	2	0	0	1	0												
<b>Inning Stats</b>	R: 0 E: 0 K: 0 S: 8	H: 1 LOB: 0 BB: 0 P: 10	R: 0 E: 0 K: 0 S: 6	H: 0 LOB: 0 BB: 0 P: 9	R: 0 E: 0 K: 1 S: 8	H: 2 LOB: 1 BB: 0 P: 13	R: 1 E: 0 K: 0 S: 11	H: 1 LOB: 0 BB: 0 P: 17	R: 2 E: 0 K: 0 S: 12	H: 3 LOB: 1 BB: 0 P: 15	R: 0 E: 0 K: 0 S: 8	H: 1 LOB: 1 BB: 0 P: 10	R: 0 E: 0 K: 1 S: 7	H: 0 LOB: 0 BB: 0 P: 12	R: 0 E: 0 K: 0 S: 7	H: 0 LOB: 0 BB: 0 P: 12		R: 2 E: 0 K: 0 S: 7	H: 2 LOB: 0 BB: 0 P: 11	1B: 7 2B: 2 3B: 0 HR: 1	SF: 0 SAC: 0 DP: 1 HBP: 0	WP: 2 PB: 0 SB: 1 CS: 1	PA: 34					
<b>PITCHER</b>	IP	WLS	BF	H	R	ER	SO	BB	IBB	HBP	BLK	WP	HR	S	P	ERA	WHIP											
Jason Johnson, R ERA: 3.87	(1, 1)	7.0	27	8	3	3	2	8	3	3	2	0	0	0	0	86	3.86	1.143										
Kyle Farnsworth, R ERA: 2.0	(8, 1)	1.0	H	3	0	0	0	0	0	0	0	0	0	7	12	0.00	0.000											
Troy Percival, R ERA: 5.76	(9, 1)	0.1	L	3	2	2	2	0	0	0	0	0	1	7	11	54.00	6.000											



Batter	1	2	3	4	5	6	7	8	9	AB	R	H	RBI	BB	SO	LOB	TOP					
14 Placido Polanco, R OBP: 0.386, SLG: 0.430 20 Omar Infante, R OBP: 0.274, SLG: 0.393	F8	G4-3		G6-3			K	P2		3	0	0	0	0	0	1						
9 Carlos Guillen, S OBP: 0.394, SLG: 0.469	31 1B 30 G6-3 2B			G5-3			31 S 30 E 1B	31 FC6-4 1B		5	3	4	0	0	0	0						
31 Chris Shelton, R OBP: 0.391, SLG: 0.580	30 G6-3 2-3 1B		30 F8 1B				30 E 1B	FC6-4		4	2	2	1	1	1	1						
30 Magglio Ordonez, R OBP: 0.260, SLG: 0.478	G6-3		F8				E9			5	1	1	3	0	0	2						
Rondell White, R OBP: 0.334, SLG: 0.477 Nook Logan, S OBP: 0.314, SLG: 0.351	K		HR				1B			4	1	2	2	0	1	1						
Ivan Rodriguez, R OBP: 0.304, SLG: 0.456		2B SF9 1B		L6			K	E		5	1	2	0	0	1	2						
Dmitri Young, S OBP: 0.308, SLG: 0.473	SF9		HR				K	F5		5	1	2	2	0	1	3						
Craig Monroe, R OBP: 0.328, SLG: 0.441	SF9		F9					FC6-2		3	0	1	1	0	0	2						
15 Brandon Inge, R OBP: 0.368, SLG: 0.435	G5-3			G6-3			K	G6-3		4	0	0	0	0	1	2						
<b>Inning Stats</b>	R: 1 E: 0 K: 1 S: 14	H: 2 LOB: 1 BB: 0 P: 22	R: 1 E: 0 K: 0 S: 11	H: 2 LOB: 1 BB: 0 P: 13	R: 4 E: 0 K: 0 S: 13	H: 4 LOB: 0 BB: 0 P: 16	R: 0 E: 0 K: 0 S: 5	H: 0 LOB: 0 BB: 0 P: 8	R: 0 E: 0 K: 1 S: 9	H: 0 LOB: 0 BB: 0 P: 10	R: 0 E: 0 K: 3 S: 16	H: 1 LOB: 1 BB: 0 P: 17	R: 3 E: 2 K: 1 S: 18	H: 4 LOB: 2 BB: 1 P: 27	R: 0 E: 0 K: 0 S: 11	H: 1 LOB: 1 BB: 0 P: 15	R: 0 E: 0 K: 0 S: 4	H: 1 LOB: 1 BB: 0 P: 9	1B: 8 2B: 5 3B: 1 HR: 1	SF: 1 SAC: 0 DP: 0 HBP: 0	WP: 0 PB: 0 SB: 1 CS: 1	PA: 43
<b>PITCHER</b>	IP	WLS	BF	H	R	ER	SO	BB	IBB	HBP	BLK	WP	HR	S	P	ERA	WHIP					
Mark Hendrickson, L ERA: 6.32	(1, 1)	2.2	L	16	8	6	1	0	0	0	0	0	1	37	50	20.25	3.000					
54 Chad Ornela, R ERA: 5.59	(3, 1)	3.2		16	4	3	3	5	1	0	0	0	0	46	58	7.36	1.364					
Lance Carter, R ERA: 5.05	(7, 1)	1.2		7	2	0	0	0	0	0	0	0	0	14	20	0.00	1.200					
Joe Beimel, L ERA:	(9, 1)	1.0		4	1	0	0	0	0	0	0	0	0	4	9	0.00	1.000					

**Detroit Tigers @ Tampa Bay Devil Rays**  
 Tropicana Field, St. Petersburg, FL  
 Sun Jul 10 2005, 2:15 PM EDT  
 Att: 15,223 - Dome - 72 F

AB	41
R	9
H	15
RBI	9
BB	1
SO	6
LOB	14



Batter	1	2	3	4	5	6	7	8	9	AB	R	H	RBI	BB	SO	LOB	BOTTOM					
13 Carl Crawford, L OBP: 0.315, SLG: 0.440	2B	G6-3			K		F8			4	1	1	0	0	1	2						
Julio Lugo, R OBP: 0.346, SLG: 0.365 Fernando Cortez, L ERA: 5.05	3 HR 2B			1B			G5-3			4	1	3	1	0	0	0						
3 Jorge Cantu, R OBP: 0.308, SLG: 0.498	2H HR		L8		K		F7			4	1	1	2	0	1	3						
Aubrey Huff, L OBP: 0.319, SLG: 0.383	G3		G4-6-3		G4-3		P6			4	0	1	0	0	0	2						
Eduardo Perez, R OBP: 0.364, SLG: 0.479	K		G4-6-3		G4-3		G1-3			4	0	0	0	0	1	2						
31 Jonny Gomes, R OBP: 0.360, SLG: 0.556	CS			G5-3			1B			4	1	2	0	0	1	0						
Nick Green, R OBP: 0.351, SLG: 0.402	CS	G6-3		K			G6-3			4	0	1	1	0	1	0						
Kevin Cash, R OBP: 0.233, SLG: 0.429 Joey Gathright, L OBP: 0.357, SLG: 0.395				K			G6-3			3	0	1	0	0	1	1						
Damon Hollins, R OBP: 0.318, SLG: 0.431	FC6-4			K			G6-3			0	0	0	0	1	0	0						
	FC6-4			1B			G4-3			3	0	0	0	1	0	2						
<b>Inning Stats</b>	R: 3 E: 0 K: 1 S: 20	H: 4 LOB: 0 BB: 0 P: 28	R: 0 E: 0 K: 0 S: 8	H: 1 LOB: 0 BB: 0 P: 10	R: 0 E: 0 K: 0 S: 6	H: 2 LOB: 1 BB: 0 P: 7	R: 0 E: 0 K: 2 S: 8	H: 0 LOB: 0 BB: 0 P: 12	R: 0 E: 0 K: 2 S: 11	H: 1 LOB: 2 BB: 1 P: 23	R: 1 E: 0 K: 0 S: 7	H: 2 LOB: 0 BB: 0 P: 15	R: 0 E: 0 K: 0 S: 6	H: 0 LOB: 0 BB: 0 P: 8	R: 0 E: 0 K: 0 S: 5	H: 0 LOB: 0 BB: 0 P: 7	R: 0 E: 0 K: 1 S: 7	H: 0 LOB: 1 BB: 1 P: 14	1B: 7 2B: 2 3B: 0 HR: 1	SF: 0 SAC: 0 DP: 2 HBP: 0	WP: 0 PB: 0 SB: 0 CS: 1	PA: 37
<b>PITCHER</b>	IP	WLS	BF	H	R	ER	SO	BB	IBB	HBP	BLK	WP	HR	S	P	ERA	WHIP					
Mike Maroth, L ERA: 4.19	(1, 1)	5.1	W	25	10	4	4	0	0	0	0	0	0	58	91	6.75	2.062					
Chris Spurling, R ERA: 2.2	(6, 1)	2.2	H	7	0	0	0	0	0	0	0	0	0	13	19	0.00	0.000					
Kyle Farnsworth, R ERA: 1.95	(9, 1)	1.0		4	0	0	0	1	1	0	0	0	0	7	14	0.00	1.000					

**Detroit Tigers @ Tampa Bay Devil Rays**  
 Tropicana Field, St. Petersburg, FL  
 Sun Jul 10 2005, 2:15 PM EDT  
 Att: 15,223 - Dome - 72 F

AB	34
R	4
H	10
RBI	4
BB	2
SO	6
LOB	12





Batter	1	2	3	4	5	6	7	8	9	AB	R	H	RBI	BB	SO	LOB	TOP		
13 Carl Crawford, L OBP: 0.318, SLG: 0.441	0-2 1B		0-2 G2-3			0-0 SH2-3		1-2 SH3-4 HBP		2	1	1	0	0	0	0			
Julio Lugo, R OBP: 0.346, SLG: 0.365	1-2 F8			0-2 G1-4-3 1B		0-0 P3		0-0 SH3-4		3	0	1	0	0	0	2			
3 Jorge Cantu, R OBP: 0.310, SLG: 0.498	1-3 K			0-3 K		2-0 1B		0-1 FC6-4 1B		4	0	2	2	0	2	2			
Aubrey Huff, L OBP: 0.315, SLG: 0.379 Danys Baez, R	2-2 F8			0-0 G1-4-3		2-1 F8		0-3 K		4	0	0	0	0	1	4			
Eduardo Perez, R OBP: 0.363, SLG: 0.485 Joey Gathright, L OBP: 0.349, SLG: 0.385		0-0 L9		0-2 G5-3			0-1 G3	1-2 FC6-4		3	0	1	0	0	0	1			
Damon Hollins, R OBP: 0.317, SLG: 0.443		1-0 G4-3			0-3 K		3-2 G3		1-0 HR	4	1	1	1	0	1	1			
Travis Lee, L OBP: 0.314, SLG: 0.330		1-3 K			1-3 K		0-3 K		1-2 G3	4	0	0	0	0	3	2			
Toby Hall, R OBP: 0.313, SLG: 0.370			1-2 G5-3		0-0 P4		4-2 BB		2-2 G4-6-3 1B	3	0	1	0	1	0	0			
Nick Green, R OBP: 0.349, SLG: 0.396			2-3 K			4-0 SH2-3 1B BB	1-3 K		0-0 G4-6-3	3	1	0	0	1	2	4			
<b>Inning Stats</b>	R: 0 E: 0 K: 1 S: 16	H: 1 LOB: 1 BB: 0 P: 20	R: 0 E: 0 K: 1 S: 5	H: 0 LOB: 0 BB: 0 P: 7	R: 0 E: 0 K: 1 S: 10	H: 0 LOB: 0 BB: 0 P: 13	R: 0 E: 0 K: 1 S: 11	H: 1 LOB: 1 BB: 0 P: 11	R: 0 E: 0 K: 2 S: 8	H: 1 LOB: 2 BB: 1 P: 25	R: 1 E: 0 K: 1 S: 16	H: 1 LOB: 1 BB: 0 P: 18	R: 1 E: 0 K: 0 S: 11	H: 2 LOB: 0 BB: 0 P: 15	1B: 5 2B: 1 3B: 0 HR: 1	SF: 0 SAC: 2 DP: 1 HBP: 1	WP: 0 PA: 36 CS: 0		
<b>PITCHER</b>	IP WLS BF H R ER SO BB IBB HBP BLK WP HR S P ERA WHIP	IP WLS BF H R ER SO BB IBB HBP BLK WP HR S P ERA WHIP	IP WLS BF H R ER SO BB IBB HBP BLK WP HR S P ERA WHIP	IP WLS BF H R ER SO BB IBB HBP BLK WP HR S P ERA WHIP	IP WLS BF H R ER SO BB IBB HBP BLK WP HR S P ERA WHIP	IP WLS BF H R ER SO BB IBB HBP BLK WP HR S P ERA WHIP	IP WLS BF H R ER SO BB IBB HBP BLK WP HR S P ERA WHIP	IP WLS BF H R ER SO BB IBB HBP BLK WP HR S P ERA WHIP	IP WLS BF H R ER SO BB IBB HBP BLK WP HR S P ERA WHIP	IP WLS BF H R ER SO BB IBB HBP BLK WP HR S P ERA WHIP	IP WLS BF H R ER SO BB IBB HBP BLK WP HR S P ERA WHIP	IP WLS BF H R ER SO BB IBB HBP BLK WP HR S P ERA WHIP	IP WLS BF H R ER SO BB IBB HBP BLK WP HR S P ERA WHIP	IP WLS BF H R ER SO BB IBB HBP BLK WP HR S P ERA WHIP	IP WLS BF H R ER SO BB IBB HBP BLK WP HR S P ERA WHIP	IP WLS BF H R ER SO BB IBB HBP BLK WP HR S P ERA WHIP	IP WLS BF H R ER SO BB IBB HBP BLK WP HR S P ERA WHIP		
Ted Lilly, L ERA: 5.21	(1, 1)	7.0	L	28	4	2	2	8	2	0	1	0	0	0	0	74	101	2.57	0.857
Vinnie Chulk, R ERA: 3.95	(8, 1)	0.1		2	1	0	0	0	0	0	0	0	0	0	3	3	0.00	3.000	
Scott Schoeneweis, L ERA: 4.2	(8, 1)	0.2		2	0	0	0	1	0	0	0	0	0	0	11	12	0.00	0.000	
Miguel Batista, R ERA: 3.12	(9, 1)	1.0		4	2	1	1	0	0	0	0	0	0	1	11	15	9.00	2.000	

**Tampa Bay Devil Rays @ Toronto Blue Jays**  
Rogers Centre, Toronto, ON  
Thu Jul 14 2005, 7:07 PM EDT  
Att: 20,010 - Overcast - 75 F

AB 31  
R 3  
H 7  
RBI 3  
BB 2  
SO 9  
LOB 17



Batter	1	2	3	4	5	6	7	8	9	AB	R	H	RBI	BB	SO	LOB	BOTTOM		
3 Reed Johnson, R OBP: 0.339, SLG: 0.441 Frank Catalanotto, L OBP: 0.353, SLG: 0.464	0-2 G5-3		0-0 G5-3			2-0 G6-4-3 1B		0-0 G3		3	0	1	0	0	0	0			
15 Alex Rios, R OBP: 0.317, SLG: 0.418	3-1 G6-3		0-1 F8			0-0 G6-4-3			3-1 10 1B	4	0	1	0	0	0	1			
10 Vernon Wells, R OBP: 0.319, SLG: 0.476	1-0 G6-3			1-3 K			0-0 F8		2-2 1B	4	0	1	0	0	1	0			
Shea Hillenbrand, R OBP: 0.360, SLG: 0.446		0-2 G4-3		0-0 G6-3			0-3 K		1-3 K	4	0	0	0	0	2	2			
2 Aaron Hill, R OBP: 0.396, SLG: 0.476		3-2 9 2B 1B		2-1 L6			3-2 1B		0-3 K	4	0	2	0	0	1	2			
9 Gregg Zaun, S OBP: 0.376, SLG: 0.421		3-1 2B			0-2 G4-3		0-0 F9		1-2 F9	4	0	1	0	0	0	3			
Orlando Hudson, S OBP: 0.310, SLG: 0.404		1-0 G5-3			2-2 F9			1-0 P3		3	0	0	0	0	0	2			
Eric Hinske, L OBP: 0.318, SLG: 0.388 Frank Menechino, R OBP: 0.398, SLG: 0.387		0-0 P5			1-3 K			3-3 K		2	0	0	0	0	1	2			
John McDonald, R OBP: 0.340, SLG: 0.323			2-2 F9			1-1 G1-3		3-2 HBP		2	0	0	0	0	0	0			
<b>Inning Stats</b>	R: 0 E: 0 K: 0 S: 6	H: 0 LOB: 0 BB: 0 P: 10	R: 0 E: 0 K: 0 S: 10	H: 2 LOB: 2 BB: 0 P: 17	R: 0 E: 0 K: 0 S: 6	H: 0 LOB: 0 BB: 0 P: 8	R: 0 E: 0 K: 1 S: 7	H: 0 LOB: 0 BB: 0 P: 10	R: 0 E: 0 K: 1 S: 9	H: 1 LOB: 1 BB: 0 P: 12	R: 0 E: 0 K: 1 S: 9	H: 1 LOB: 1 BB: 0 P: 12	R: 0 E: 0 K: 1 S: 9	H: 0 LOB: 1 BB: 0 P: 16	R: 0 E: 0 K: 2 S: 18	H: 2 LOB: 2 BB: 0 P: 25	1B: 5 2B: 1 3B: 0 HR: 0	SF: 0 SAC: 0 DP: 1 HBP: 1	WP: 0 PA: 33 CS: 0
<b>PITCHER</b>	IP WLS BF H R ER SO BB IBB HBP BLK WP HR S P ERA WHIP	IP WLS BF H R ER SO BB IBB HBP BLK WP HR S P ERA WHIP	IP WLS BF H R ER SO BB IBB HBP BLK WP HR S P ERA WHIP	IP WLS BF H R ER SO BB IBB HBP BLK WP HR S P ERA WHIP	IP WLS BF H R ER SO BB IBB HBP BLK WP HR S P ERA WHIP	IP WLS BF H R ER SO BB IBB HBP BLK WP HR S P ERA WHIP	IP WLS BF H R ER SO BB IBB HBP BLK WP HR S P ERA WHIP	IP WLS BF H R ER SO BB IBB HBP BLK WP HR S P ERA WHIP	IP WLS BF H R ER SO BB IBB HBP BLK WP HR S P ERA WHIP	IP WLS BF H R ER SO BB IBB HBP BLK WP HR S P ERA WHIP	IP WLS BF H R ER SO BB IBB HBP BLK WP HR S P ERA WHIP	IP WLS BF H R ER SO BB IBB HBP BLK WP HR S P ERA WHIP	IP WLS BF H R ER SO BB IBB HBP BLK WP HR S P ERA WHIP	IP WLS BF H R ER SO BB IBB HBP BLK WP HR S P ERA WHIP	IP WLS BF H R ER SO BB IBB HBP BLK WP HR S P ERA WHIP	IP WLS BF H R ER SO BB IBB HBP BLK WP HR S P ERA WHIP	IP WLS BF H R ER SO BB IBB HBP BLK WP HR S P ERA WHIP		
Casey Fossum, L ERA: 4.02	(1, 1)	7.2	W	27	4	0	0	4	0	0	1	0	0	0	59	91	0.00	0.522	
Danys Baez, R ERA: 2.58	(8, 1)	1.1	S	6	2	0	0	2	0	0	0	0	0	19	26	0.00	1.500		
Danys Baez, R ERA: 2.58	(9, 1)	1.1	S	6	2	0	0	2	0	0	0	0	0	19	26	0.00	1.500		

**Tampa Bay Devil Rays @ Toronto Blue Jays**  
Rogers Centre, Toronto, ON  
Thu Jul 14 2005, 7:07 PM EDT  
Att: 20,010 - Overcast - 75 F

AB 32  
R 0  
H 6  
RBI 0  
BB 0  
SO 6  
LOB 13





Batter	1	2	3	4	5	6	7	8	9	AB	R	H	RBI	BB	SO	LOB	TOP					
13 Carl Crawford, L OBP: 0.314, SLG: 0.435	G3-1		G4-3		FC1-6 3 F8 1B	FC4-6			F8	5	0	0	0	0	0	3						
Julio Lugo, R OBP: 0.347, SLG: 0.368	F7			2B	1B		G1-3		G6-3	5	1	2	0	0	0	0						
3 Jorge Cantu, R OBP: 0.314, SLG: 0.498	K			31 HR	1B	F8			31 HR	4	2	2	1	1	1	2						
31 Jonny Gomes, R OBP: 0.361, SLG: 0.596		F7		HR	G4-3				K	5	1	2	3	0	1	3						
Eduardo Perez, R OBP: 0.353, SLG: 0.471 Fernando Cortez, L (7, PH)	K			E5		G1-3			K	3	0	0	0	0	1	0						
Kevin Cash, R (7, PH) OBP: 0.226, SLG: 0.414										0	0	0	0	0	0	0						
Aubrey Huff, L OBP: 0.315, SLG: 0.380	G3			P5		HR			K	1	0	0	0	0	1	1						
Damon Hollins, R OBP: 0.320, SLG: 0.460			G1-3 1B	L8		HR		G5-3		4	1	2	2	0	0	1						
Toby Hall, R OBP: 0.312, SLG: 0.368			G1-3	L4		13 FC4-6 1B		G6-3		4	0	1	0	0	0	2						
Nick Green, R OBP: 0.348, SLG: 0.394			K			13 FC1-6 1B		K		4	0	1	0	0	3	2						
<b>Inning Stats</b>	R: 0 E: 0 K: 1 S: 9	H: 0 LOB: 0 BB: 0 P: 13	R: 0 E: 0 K: 1 S: 8	H: 0 LOB: 0 BB: 0 P: 12	R: 0 E: 0 K: 1 S: 14	H: 1 LOB: 1 BB: 0 P: 23	R: 3 E: 1 K: 0 S: 15	H: 3 LOB: 1 BB: 0 P: 23	R: 0 E: 0 K: 0 S: 9	H: 2 LOB: 2 BB: 0 P: 11	R: 2 E: 0 K: 1 S: 12	H: 3 LOB: 1 BB: 0 P: 17	R: 1 E: 0 K: 2 S: 12	H: 1 LOB: 1 BB: 1 P: 17	R: 0 E: 0 K: 1 S: 12	H: 0 LOB: 0 BB: 0 P: 18	R: 0 E: 0 K: 1 S: 11	H: 1 LOB: 1 BB: 0 P: 13	1B: 6 2B: 2 3B: 1 HR: 2	SF: 0 SAC: 0 DP: 0 HBP: 0	WP: 0 PB: 0 SB: 0 CS: 0	PA: 40
<b>PITCHER</b>	IP	WLS	BF	H	R	ER	SO	BB	IBB	HBP	BLK	WP	HR	S	P	ERA	WHIP					
39 Gustavo Chacin, L ERA: 3.81	5.1	W	26	9	5	5	3	0	0	0	0	0	2	61	92	8.44	1.688					
54 Jason Frasor, R ERA: 3.89	1.0		5	1	1	1	1	1	0	0	0	0	0	12	18	9.00	2.000					
Scott Schoeneweis, L ERA: 4.11	0.2		2	0	0	0	2	0	0	0	0	0	0	6	6	0.00	0.000					
Vinnie Chulk, R ERA: 3.86	1.0		3	0	0	0	1	0	0	0	0	0	0	12	18	0.00	0.000					
Justin Speier, R ERA: 2.97	1.0		4	1	0	0	1	0	0	0	0	0	0	11	13	0.00	1.000					

**Tampa Bay Devil Rays @ Toronto Blue Jays**  
Rogers Centre, Toronto, ON  
Fri Jul 15 2005, 7:07 PM EDT  
Att: 20,841 - Partly Cloudy - 86 F

livebaseballscorecards.com

AB 39  
R 6  
H 11  
RBI 6  
BB 1  
SO 8  
LOB 16




Batter	1	2	3	4	5	6	7	8	9	AB	R	H	RBI	BB	SO	LOB	BOTTOM						
8 Russ Adams, L OBP: 0.307, SLG: 0.418	G1-3		K	G5-3		K				4	0	0	0	1	2	5							
Frank Catalanotto, L OBP: 0.356, SLG: 0.406 3 Reed Johnson, R OBP: 0.339, SLG: 0.439	K		F8		10 FC6-4 1B		K			4	0	2	2	0	1	0							
10 Vernon Wells, R OBP: 0.322, SLG: 0.487	1B		HR	P3	FC6-4 FC6-4		HR			5	2	3	1	0	0	3							
Shea Hillenbrand, R OBP: 0.358, SLG: 0.451	K		HR	L9	FC6-4		K			5	1	1	2	0	2	2							
2 Aaron Hill, R OBP: 0.401, SLG: 0.483		9 1B 15 1B	K	9 1B SF9	2B					4	2	2	0	1	1	1							
9 Gregg Zaun, S OBP: 0.384, SLG: 0.427		15 1B	1B	15 BB SF9	2B	1B		L8		4	2	3	0	1	0	1							
15 Alex Rios, R OBP: 0.322, SLG: 0.417		1B	1B	1B	2B	1B		F8		3	2	1	1	2	0	1							
Eric Hinske, L OBP: 0.317, SLG: 0.387	K		BB	8 BB E	1B			F7		4	1	1	1	0	2	3							
Orlando Hudson, S OBP: 0.315, SLG: 0.409	L8		E5	1B	1B			G6-3		4	1	2	3	1	0	2							
<b>Inning Stats</b>	R: 0 E: 0 K: 2 S: 14	H: 1 LOB: 1 BB: 0 P: 20	R: 1 E: 0 K: 2 S: 17	H: 3 LOB: 2 BB: 0 P: 26	R: 6 E: 1 K: 1 S: 23	H: 5 LOB: 3 BB: 3 P: 41	R: 3 E: 0 K: 0 S: 14	H: 3 LOB: 1 BB: 1 P: 24	R: 0 E: 0 K: 1 S: 8	H: 1 LOB: 2 BB: 1 P: 16	R: 1 E: 0 K: 2 S: 11	H: 1 LOB: 1 BB: 1 P: 23	R: 0 E: 0 K: 1 S: 8	H: 0 LOB: 0 BB: 0 P: 12	R: 0 E: 0 K: 1 S: 8	H: 0 LOB: 0 BB: 0 P: 12	1B: 11 2B: 2 3B: 0 HR: 2	SF: 1 SAC: 0 DP: 0 HBP: 0	WP: 0 PB: 0 SB: 0 CS: 0	PA: 45			
<b>PITCHER</b>	IP	WLS	BF	H	R	ER	SO	BB	IBB	HBP	BLK	WP	HR	S	P	ERA	WHIP						
Hideo Nomo, R ERA: 7.24	2.2	L	19	8	7	7	5	3	0	0	0	0	0	17	29	20.25	3.750						
Dewon Brazelton, R ERA: 6.87	1.1		9	4	3	3	0	1	0	0	0	0	0	10	11	0.00	1.000						
Joe Borowski, R ERA: 6.0	1.0		4	1	0	0	0	0	0	0	0	0	0	8	16	0.00	2.000						
Trever Miller, L ERA: 5.23	1.0		5	1	0	0	1	1	0	0	0	0	0	19	35	4.50	1.000						
Lance Carter, R ERA: 5.02	2.0		8	1	1	1	3	1	0	0	0	0	0	1	19	35	4.50	1.000					

**Tampa Bay Devil Rays @ Toronto Blue Jays**  
Rogers Centre, Toronto, ON  
Fri Jul 15 2005, 7:07 PM EDT  
Att: 20,841 - Partly Cloudy - 86 F

livebaseballscorecards.com

AB 38  
R 11  
H 15  
RBI 10  
BB 6  
SO 9  
LOB 18



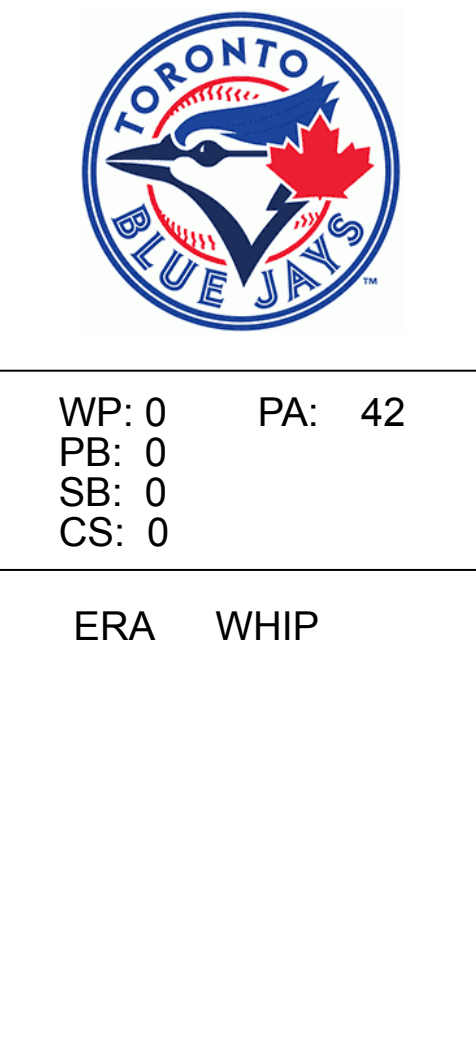


Batter	1	2	3	4	5	6	7	8	9	AB	R	H	RBI	BB	SO	LOB	TOP										
Joey Gathright, L (1, 8) OBP: 0.375, SLG: 0.409	B1-3	13 1B		13 E 13 S 13 HR		13 G1-6-3		K		5	1	3	1	0	1	0											
13 Carl Crawford, L (1, 7) OBP: 0.315, SLG: 0.442	G3-1			HR		G1-6-3			K2-3	5	1	2	3	0	1	2											
Julio Lugo, R (1, 6) OBP: 0.345, SLG: 0.366		F8		F7			P5			5	0	1	0	0	1	2											
3 Jorge Cantu, R (1, 5) OBP: 0.316, SLG: 0.495	G6-3		L9	G6-3						4	0	1	0	1	0	1											
Aubrey Huff, L (1, 9) OBP: 0.316, SLG: 0.390 Damon Hollins, R (9, 9) OBP: 0.320, SLG: 0.460		1B		HR			K		P6	5	2	2	1	0	1	2											
31 Jonny Gomes, R (1, 10) OBP: 0.338, SLG: 0.579		K		P4			F9			3	0	0	0	1	1	1											
Travis Lee, L (1, 3) OBP: 0.317, SLG: 0.333		1B		1B			G4-3		F8	4	1	2	0	0	0	2											
Toby Hall, R (1, 2) OBP: 0.311, SLG: 0.366		13 1B		L9			G5-3		P4	4	1	1	1	0	0	1											
Nick Green, R (1, 4) OBP: 0.346, SLG: 0.388	F7			P3					K2-3	3	0	0	0	1	1	2											
<b>Inning Stats</b>	R: 0 E: 0 K: 0 S: 9	H: 1 LOB: 1 BB: 0 P: 13	R: 3 E: 0 K: 1 S: 24	H: 5 LOB: 2 BB: 0 P: 36	R: 1 E: 0 K: 0 S: 12	H: 2 LOB: 0 BB: 0 P: 18	R: 2 E: 0 K: 0 S: 13	H: 2 LOB: 0 BB: 0 P: 17	R: 0 E: 0 K: 1 S: 8	H: 0 LOB: 0 BB: 0 P: 13	R: 0 E: 0 K: 0 S: 9	H: 1 LOB: 1 BB: 1 P: 15	R: 0 E: 0 K: 0 S: 9	H: 1 LOB: 2 BB: 1 P: 14	R: 0 E: 0 K: 2 S: 8	H: 0 LOB: 1 BB: 0 P: 10	R: 0 E: 0 K: 2 S: 11	H: 0 LOB: 1 BB: 1 P: 18	1B: 10 2B: 0 3B: 0 HR: 2	SF: 0 SAC: 0 DP: 1 HBP: 0	WP: 0 PA: 41 PB: 0 SB: 3 CS: 0						
<b>PITCHER</b>	IP	WLS	BF	H	R	ER	SO	BB	IBB	HBP	BLK	WP	HR	S	P	ERA	WHIP										
Josh Towers, R (1, 1) ERA: 4.85	4.0	L	22	10	6	6	1	0	0	0	0	0	2	58	84	13.50	2.500										
37 Scott Downs, L (5, 1) ERA: 6.2	2.0		7	1	0	0	1	1	0	0	0	0	0	17	28	0.00	1.000										
Justin Speier, R (7, 1) ERA: 2.88	1.0		5	1	0	0	1	1	0	0	0	0	0	9	14	0.00	2.000										
54 Jason Frasor, R (8, 1) ERA: 3.79	1.0		3	0	0	0	2	0	0	0	0	0	0	8	10	0.00	0.000										
Miguel Batista, R (9, 1) ERA: 3.05	1.0		4	0	0	0	2	1	0	0	0	0	0	11	18	0.00	1.000										
<b>Batter</b>	<b>1</b>	<b>2</b>	<b>3</b>	<b>4</b>	<b>5</b>	<b>6</b>	<b>7</b>	<b>8</b>	<b>9</b>	<b>AB</b>	<b>R</b>	<b>H</b>	<b>RBI</b>	<b>BB</b>	<b>SO</b>	<b>LOB</b>	<b>BOTTOM</b>										
3 Reed Johnson, R (1, 7) OBP: 0.338, SLG: 0.442 Frank Catalanotto, L (6, PH) (7, 7)	G5-3		15 2B	FC6-4		15 2B		SH2-3		3	1	1	0	0	0	2											
15 Alex Rios, R (1, 9) OBP: 0.326, SLG: 0.431			10 3B	K				F9		5	1	3	2	0	1	3											
10 Vernon Wells, R (1, 8) OBP: 0.324, SLG: 0.490	G5-3		2B					P6		4	1	1	1	1	0	2											
Shea Hillenbrand, R (1, 3) OBP: 0.359, SLG: 0.456	P3		2B					P6		5	0	2	1	0	0	4											
2 Aaron Hill, R (1, 5) OBP: 0.391, SLG: 0.469		F7	G5-3					P4		5	0	0	0	0	0	5											
Frank Menechino, R (1, 10) OBP: 0.385, SLG: 0.351 Eric Hinske, L (9, PH) OBP: 0.316, SLG: 0.385	G5-3		K					G3-1		4	0	0	0	0	1	2											
Orlando Hudson, S (1, 4) OBP: 0.317, SLG: 0.406				L4						2	0	0	0	2	1	0											
Ken Huckaby, R (1, 2) OBP: 0.217, SLG: 0.172 9 Gregg Zaun, S (7, PH) (8, 2)	FC6-4		FC6-4					E6		3	1	1	0	0	0	1											
8 Russ Adams, L (1, 6) OBP: 0.314, SLG: 0.416			F8							1	1	0	0	3	0	0											
<b>Inning Stats</b>	R: 0 E: 0 K: 0 S: 6	H: 1 LOB: 1 BB: 0 P: 11	R: 0 E: 0 K: 0 S: 8	H: 0 LOB: 1 BB: 1 P: 18	R: 3 E: 0 K: 1 S: 15	H: 4 LOB: 1 BB: 0 P: 20	R: 0 E: 0 K: 1 S: 13	H: 1 LOB: 2 BB: 1 P: 26	R: 0 E: 0 K: 1 S: 14	H: 0 LOB: 3 BB: 2 P: 26	R: 0 E: 0 K: 0 S: 5	H: 0 LOB: 0 BB: 1 P: 10	R: 0 E: 0 K: 0 S: 11	H: 0 LOB: 1 BB: 1 P: 18	R: 0 E: 0 K: 0 S: 7	H: 0 LOB: 0 BB: 0 P: 10	1B: 2 2B: 6 3B: 1 HR: 0	SF: 0 SAC: 1 DP: 1 HBP: 0	WP: 0 PA: 42 PB: 0 SB: 0 CS: 0								
<b>PITCHER</b>	IP	WLS	BF	H	R	ER	SO	BB	IBB	HBP	BLK	WP	HR	S	P	ERA	WHIP										
Mark Hendrickson, L (1, 1) ERA: 6.35	5.1	W	27	7	5	4	3	3	0	0	0	0	0	53	94	6.75	1.875										
Travis Harper, R (6, 1) ERA: 7.50	1.0	H	6	2	0	0	0	0	1	0	0	0	0	10	16	0.00	2.000										
Trevor Miller, L (7, 1) ERA: 4.98	1.0	H	4	0	0	0	0	2	0	0	0	0	0	11	21	0.00	2.000										
Joe Borowski, R (8, 1) ERA: 5.68	0.2	H	2	0	0	0	0	0	0	0	0	0	0	4	6	0.00	0.000										
Danyys Baez, R (9, 1) ERA: 2.22	1.0	S	3	0	0	0	0	0	0	0	0	0	0	7	10	0.00	0.000										

Tampa Bay Devil Rays @ Toronto Blue Jays  
Rogers Centre, Toronto, ON  
Sat Jul 16 2005, 4:07 PM EDT  
Att. 24,801 - Roof Closed - 68 F

Tampa Bay Devil Rays @ Toronto Blue Jays  
Rogers Centre, Toronto, ON  
Sat Jul 16 2005, 4:07 PM EDT  
Att. 24,801 - Roof Closed - 68 F

AB	38
R	6
H	12
RBI	6
BB	3
SO	6
LOB	13





Batter	1	2	3	4	5	6	7	8	9	AB	R	H	RBI	BB	SO	LOB	TOP					
Joey Gathright, L (1, 8) OBP: 0.377, SLG: 0.396	B1-3 1		1-0 1B		1-0 FC5-4 2		4-2 BB		1-3 K 1	4	0	1	0	1	1	1	<b>Tampa Bay Devil Rays @ Toronto Blue Jays</b> Rogers Centre, Toronto, ON Sun Jul 17 2005, 1:07 PM EDT Att: 25,198 - Roof Closed - 68 F					
13 Carl Crawford, L (1, 7) OBP: 0.311, SLG: 0.437	2-1 P6 2		2-0 F9 3		0-1 F7 3		0-1 L6 3		1-2 G4-3 2	5	0	0	0	0	0	4						
Julio Lugo, R (1, 6) OBP: 0.351, SLG: 0.381	3-2 FC6-4 1B			0-0 HR		1-1 G5-3 1		4-1 S PB BB G4-3	2-2 3 2B	4	3	3	1	1	0	0						
3 Jorge Cantu, R (1, 10) OBP: 0.317, SLG: 0.497	1-2 FC6-4 1B			2-2 G4-3 S 1B		1-0 F8 2		1-1 F9 1	2-1 BB 2B	5	0	2	1	0	0	2						
Aubrey Huff, L (1, 9) OBP: 0.317, SLG: 0.388 (8, 5)		2-1 G4-3 1		3-3 K 1		3-1 1B		2-0 G4-3 2	4-0 BB 2B	4	0	1	1	1	1	1						
Travis Lee, L (1, 3) OBP: 0.313, SLG: 0.329		0-0 G4-3 2		1-1 G4-3 2		3-1 F8 3		1-2 F8 1	4-0 IBB	3	0	0	0	0	0	2						
Damon Hollins, R (8, PH) OBP: 0.327, SLG: 0.463 (8, 9)				2-3 F8 3				3-1 31 1B 2B	1-2 2-3 BB	1	1	1	0	1	0	0						
Fernando Cortez, L (1, 4) OBP: 0.222, SLG: 0.125 (7, 5)		1-3 K2-3 3						2-2 G4-6-3 1B	3-1 2B 1B	3	0	1	0	0	1	1						
31 Jonny Gomes, R (8, PH) OBP: 0.363, SLG: 0.583								1-2 G4-6-3 1B	0-2 1B	1	1	1	0	0	0	0						
Eduardo Perez, R (8, 3) OBP: 0.350, SLG: 0.466 (8, 3)								1-3 2B	2-2 F7 3	1	0	0	0	0	0	3						
Toby Hall, R (1, 2) OBP: 0.310, SLG: 0.368 (1, 2)				0-0 L5 1		0-1 L8 1		1-2 G4-6-3 1B	0-2 1B	4	0	1	2	0	0	1						
Alex Gonzalez, R (1, 5) OBP: 0.327, SLG: 0.384				1-2 P3 2		1-0 FC5-4 1B		4-0 BB BB	0-3 K 3	2	0	1	0	1	0	0						
Nick Green, R (7, PR) OBP: 0.345, SLG: 0.387 (7, 4)										1	0	0	0	0	1	1						
<b>Inning Stats</b>	R: 0 E: 0 K: 0 S: 12	H: 1 LOB: 1 BB: 0 P: 20	R: 0 E: 0 K: 1 S: 7	H: 0 LOB: 0 BB: 0 P: 10	R: 0 E: 0 K: 0 S: 7	H: 1 LOB: 1 BB: 0 P: 11	R: 1 E: 0 K: 1 S: 11	H: 2 LOB: 1 BB: 0 P: 19	R: 0 E: 0 K: 0 S: 7	H: 1 LOB: 1 BB: 0 P: 8	R: 0 E: 0 K: 0 S: 7	H: 1 LOB: 1 BB: 0 P: 15	R: 0 E: 0 K: 0 S: 10	H: 1 LOB: 2 BB: 2 P: 21	R: 3 E: 0 K: 1 S: 16	H: 3 LOB: 1 BB: 3 P: 27	R: 1 E: 0 K: 1 S: 18	H: 2 LOB: 2 BB: 3 P: 34	1B: 8 2B: 3 3B: 0 HR: 1	SF: 0 SAC: 0 DP: 1 HBP: 0	WP: 0 PB: 1 CS: 2 CS: 0	PA: 43
<b>PITCHER</b>	IP WLS BF H R ER SO BB IBB HBP BLK WP HR S P ERA WHIP	IP WLS BF H R ER SO BB IBB HBP BLK WP HR S P ERA WHIP	IP WLS BF H R ER SO BB IBB HBP BLK WP HR S P ERA WHIP	IP WLS BF H R ER SO BB IBB HBP BLK WP HR S P ERA WHIP	IP WLS BF H R ER SO BB IBB HBP BLK WP HR S P ERA WHIP	IP WLS BF H R ER SO BB IBB HBP BLK WP HR S P ERA WHIP	IP WLS BF H R ER SO BB IBB HBP BLK WP HR S P ERA WHIP	IP WLS BF H R ER SO BB IBB HBP BLK WP HR S P ERA WHIP	IP WLS BF H R ER SO BB IBB HBP BLK WP HR S P ERA WHIP	IP WLS BF H R ER SO BB IBB HBP BLK WP HR S P ERA WHIP	IP WLS BF H R ER SO BB IBB HBP BLK WP HR S P ERA WHIP	IP WLS BF H R ER SO BB IBB HBP BLK WP HR S P ERA WHIP	IP WLS BF H R ER SO BB IBB HBP BLK WP HR S P ERA WHIP	IP WLS BF H R ER SO BB IBB HBP BLK WP HR S P ERA WHIP	IP WLS BF H R ER SO BB IBB HBP BLK WP HR S P ERA WHIP	IP WLS BF H R ER SO BB IBB HBP BLK WP HR S P ERA WHIP	IP WLS BF H R ER SO BB IBB HBP BLK WP HR S P ERA WHIP					
Pete Walker, R (1, 1) ERA: 2.44	6.0	24	6	1	1	2	0	0	0	0	0	0	0	0	1	51	83	1.50	1.000			
Vinnie Chulk, R (7, 1) ERA: 3.8	0.2	4	1	0	0	0	2	0	0	0	0	0	0	0	0	8	19	0.00	4.500			
Scott Schoeneweis, L (7, 1) ERA: 4.55	1.0	5	1	2	2	0	1	0	0	0	0	0	0	0	10	18	18.00	2.000				
Miguel Batista, R (8, 1) ERA: 3.4	1.0	9	4	2	2	2	1	1	0	0	0	0	0	0	20	37	18.00	5.000				
Justin Speier, R (9, 1) ERA: 2.98	0.1	1	0	0	0	0	0	0	0	0	0	0	0	0	6	8	0.00	0.000				

AB	38
R	5
H	12
RBI	5
BB	5
SO	4
LOB	16



Batter	1	2	3	4	5	6	7	8	9	AB	R	H	RBI	BB	SO	LOB	BOTTOM					
8 Russ Adams, L (1, 6) OBP: 0.315, SLG: 0.416	1-3 K 1		0-0 1B		2-2 F8 2		1-0 F8 1		2-2 1B	5	0	2	0	0	1	1	<b>Tampa Bay Devil Rays @ Toronto Blue Jays</b> Rogers Centre, Toronto, ON Sun Jul 17 2005, 1:07 PM EDT Att: 25,198 - Roof Closed - 68 F					
Frank Catalanotto, L (1, 7) OBP: 0.356, SLG: 0.406	0-3 K2-3 2		3-2 1B		1-3 K 3		3-1 L3 3		0-1 F7 3	4	0	1	0	0	2	1						
3 Reed Johnson, R (8, 7) OBP: 0.336, SLG: 0.440			1-2 1B				1-1 1B			1	0	0	0	0	0	2						
10 Vernon Wells, R (1, 8) OBP: 0.320, SLG: 0.484	1-1 L9 3		1-3 K 2				3-3 K 1		1-2 G5-3 1	4	0	0	0	0	2	2						
Shea Hillenbrand, R (1, 10) OBP: 0.358, SLG: 0.452		2-0 9 HR HBP	0-1 F9 3				1-1 G5-3 2		2-3 K 2	3	1	0	0	0	1	2						
2 Aaron Hill, R (1, 5) OBP: 0.398, SLG: 0.478		2-1 L6 1		1-0 9 G6-3 2B			4-2 BB		0-0 1B	3	0	2	0	1	0	1						
9 Gregg Zaun, S (1, 2) OBP: 0.382, SLG: 0.436		1-1 1B HR		1-1 G6-3 1			3-3 K 3		1-3 K 3	3	1	1	2	0	1	2						
Ken Huckaby, R (8, 2) OBP: 0.214, SLG: 0.169				2-3 K 2						1	0	0	0	0	1	1						
15 Alex Rios, R (1, 9) OBP: 0.328, SLG: 0.430		2-2 F8 2		0-3 K 2			1-0 2B 1B		4-2 8 1B BB	3	1	1	0	1	1	1						
Eric Hinske, L (1, 3) OBP: 0.315, SLG: 0.387		1-1 F8 3		2-1 G4-3 3			0-1 E 1B		0-3 K 1	4	1	1	0	0	1	2						
Orlando Hudson, S (1, 4) OBP: 0.313, SLG: 0.401			2-3 K 1				0-0 E4 L3		1-1 F8 2	4	0	0	0	0	1	1						
<b>Inning Stats</b>	R: 0 E: 0 K: 2 S: 9	H: 0 LOB: 0 BB: 0 P: 11	R: 2 E: 0 K: 0 S: 9	H: 1 LOB: 0 BB: 0 P: 17	R: 0 E: 0 K: 2 S: 12	H: 2 LOB: 2 BB: 0 P: 18	R: 0 E: 0 K: 1 S: 8	H: 1 LOB: 1 BB: 0 P: 12	R: 0 E: 0 K: 1 S: 7	H: 0 LOB: 0 BB: 0 P: 12	R: 0 E: 0 K: 2 S: 12	H: 0 LOB: 1 BB: 1 P: 23	R: 2 E: 1 K: 0 S: 7	H: 2 LOB: 0 BB: 0 P: 12	R: 0 E: 0 K: 2 S: 10	H: 1 LOB: 0 BB: 0 P: 14	R: 0 E: 0 K: 1 S: 14	H: 1 LOB: 2 BB: 1 P: 21	1B: 5 2B: 3 3B: 0 HR: 1	SF: 0 SAC: 0 DP: 1 HBP: 1	WP: 0 PB: 0 SB: 0 CS: 0	PA: 38
<b>PITCHER</b>	IP WLS BF H R ER SO BB IBB HBP BLK WP HR S P ERA WHIP	IP WLS BF H R ER SO BB IBB HBP BLK WP HR S P ERA WHIP	IP WLS BF H R ER SO BB IBB HBP BLK WP HR S P ERA WHIP	IP WLS BF H R ER SO BB IBB HBP BLK WP HR S P ERA WHIP	IP WLS BF H R ER SO BB IBB HBP BLK WP HR S P ERA WHIP	IP WLS BF H R ER SO BB IBB HBP BLK WP HR S P ERA WHIP	IP WLS BF H R ER SO BB IBB HBP BLK WP HR S P ERA WHIP	IP WLS BF H R ER SO BB IBB HBP BLK WP HR S P ERA WHIP	IP WLS BF H R ER SO BB IBB HBP BLK WP HR S P ERA WHIP	IP WLS BF H R ER SO BB IBB HBP BLK WP HR S P ERA WHIP	IP WLS BF H R ER SO BB IBB HBP BLK WP HR S P ERA WHIP	IP WLS BF H R ER SO BB IBB HBP BLK WP HR S P ERA WHIP	IP WLS BF H R ER SO BB IBB HBP BLK WP HR S P ERA WHIP	IP WLS BF H R ER SO BB IBB HBP BLK WP HR S P ERA WHIP	IP WLS BF H R ER SO BB IBB HBP BLK WP HR S P ERA WHIP	IP WLS BF H R ER SO BB IBB HBP BLK WP HR S P ERA WHIP						
37 Seth McClung, R (1, 1) ERA: 7.05	6.0	27	6	4	3	8	1	0	0	0	0	0	0	0	1	61	98	4.50	1.167			
54 Chad Orvell, R (7, 1) ERA: 5.05	2.0	6	1	0	0	2	0	0	0	0	0	0	0	0	13	21	0.00	0.500				
Danys Baez, R (9, 1) ERA: 2.45	1.0	5	1	0	0	1	1	0	0	0	0	0	0	14	21	0.00	2.000					





Batter	1	2	3	4	5	6	7	8	9	AB	R	H	RBI	BB	SO	LOB	TOP
Joey Gathright, L (1, 8) OBP: 0.362, SLG: 0.377	K	G3			K2-3	1B			K	5	0	1	2	0	3	1	<b>Tampa Bay Devil Rays @ Boston Red Sox</b> Fenway Park, Boston, MA Mon Jul 18 2005, 7:05 PM EDT Att: 35,405 - Cloudy - 82 F
13 Carl Crawford, L (1, 7) OBP: 0.314, SLG: 0.440	1B HBP		S		F7	K			S	4	0	2	0	0	1	2	
Julio Lugo, R (1, 6) OBP: 0.351, SLG: 0.379	1B		G5-3		G5-3	HBP		G4-3	G3-1	4	0	1	0	0	0	2	
3 Jorge Cantu, R (1, 5) OBP: 0.316, SLG: 0.494	P4		L3		F8			G4-6-3		4	0	1	0	0	0	4	
Alex Gonzalez, R (9, 5) OBP: 0.327, SLG: 0.384										0	0	0	0	0	0	0	
Aubrey Huff, L (1, 3) OBP: 0.314, SLG: 0.383	F8									4	0	0	0	0	1	4	
Travis Lee, L (8, 3) OBP: 0.313, SLG: 0.329			K					G3	G4-6-3	0	0	0	0	0	0	0	
Damon Hollins, R (1, 9) OBP: 0.330, SLG: 0.472		SF8			G6-3			G6-3		3	2	1	0	1	0	0	
31 Jonny Gomes, R (1, 10) OBP: 0.359, SLG: 0.571		K			G5-3			G5-3		4	1	1	0	0	1	1	
Toby Hall, R (1, 2) OBP: 0.309, SLG: 0.365	SF8									2	0	0	1	1	0	2	
Nick Green, R (1, 4) OBP: 0.347, SLG: 0.386	1B				F9				K	3	0	1	0	1	1	1	
<b>Inning Stats</b>	R: 0 H: 1 E: 0 K: 1 S: 15	H: 2 R: 3 ER: 0 LOB: 2 BB: 0 P: 24	R: 1 H: 2 E: 0 K: 1 S: 13	H: 1 R: 0 ER: 0 LOB: 1 BB: 0 P: 22	R: 0 H: 1 E: 0 K: 1 S: 7	H: 0 R: 0 ER: 0 LOB: 1 BB: 0 P: 10	R: 0 H: 0 E: 0 K: 1 S: 12	H: 2 R: 0 ER: 0 LOB: 2 BB: 2 P: 16	R: 0 H: 0 E: 0 K: 0 S: 5	H: 1 R: 0 ER: 0 LOB: 0 BB: 0 P: 7	R: 0 H: 1 E: 0 K: 2 S: 12	H: 1 R: 0 ER: 0 LOB: 1 BB: 0 P: 15	1B: 6 2B: 1 3B: 1 HR: 0	SF: 1 2B: 1 3B: 1 HBP: 2	WP: 0 HR: 0 S: 3 CS: 0	PA: 39	
<b>PITCHER</b>	IP WLS BF H R ER SO BB IBB HBP BLK WP HR S P ERA WHIP																
Wade Miller, R (1, 1) ERA: 5.01	5.2 L 28 6 3 3 4 3 0 2 0 0 0 60 106 4.76 1.588																
Alan Embree, L (6, 1) ERA: 7.55	0.1 1 0 0 0 1 0 0 0 0 0 0 3 3 0.00 0.000																
Chad Bradford, R (7, 1) ERA:	0.1 2 1 0 0 0 0 0 0 0 0 0 5 5 0.00 3.000																
Mike Myers, L (7, 1) ERA: 2.5	0.2 1 0 0 0 0 0 0 0 0 0 0 2 4 0.00 0.000																
50 Mike Timlin, R (8, 1) ERA: 1.58	1.0 3 0 0 0 0 0 0 0 0 0 0 5 7 0.00 0.000																
<b>PITCHER</b>	IP WLS BF H R ER SO BB IBB HBP BLK WP HR S P ERA WHIP																
38 Curt Schilling, R (9, 1) ERA: 7.84	1.0 4 1 0 0 2 0 0 0 0 0 0 12 15 0.00 1.000																

Batter	1	2	3	4	5	6	7	8	9	AB	R	H	RBI	BB	SO	LOB	BOTTOM			
18 Johnny Damon, L (1, 8) OBP: 0.382, SLG: 0.468	E5 34 BB G5-4-3	P6		K			F7		F9	5	1	0	0	0	1	2	<b>Tampa Bay Devil Rays @ Boston Red Sox</b> Fenway Park, Boston, MA Mon Jul 18 2005, 7:05 PM EDT Att: 35,405 - Cloudy - 82 F			
Edgar Renteria, R (1, 6) OBP: 0.331, SLG: 0.383	G5-4-3 34 BB	P4			G5-3		K			4	0	1	0	0	1	1				
34 David Ortiz, L (1, 10) OBP: 0.385, SLG: 0.578	G5-4-3		K		K		F8			3	0	0	0	1	2	0				
Manny Ramirez, R (1, 7) OBP: 0.363, SLG: 0.560	G5-4-3		K					P3		3	0	0	0	1	1	2				
Kevin Millar, R (1, 3) OBP: 0.364, SLG: 0.384										1	0	0	0	3	0	1				
Adam Stern, L (8, PR) OBP: 0.400, SLG: 0.250										0	0	0	0	0	0	0				
John Olerud, L (9, 3) OBP: 0.377, SLG: 0.463	BB							BB		0	0	0	0	0	0	0				
Jason Varitek, S (1, 2) OBP: 0.369, SLG: 0.515	BB							BB		0	0	0	0	0	0	0				
Trot Nixon, L (1, 9) OBP: 0.371, SLG: 0.494	K				G3			P4	FC4-6	3	0	0	0	1	0	2				
Bill Mueller, S (1, 5) OBP: 0.379, SLG: 0.394		F8			F8				F8	3	0	0	0	1	1	4				
13 Alex Cora, L (1, 4) OBP: 0.247, SLG: 0.281									F7	4	0	2	0	0	1	1				
<b>Inning Stats</b>	R: 1 H: 1 E: 1 K: 1 S: 13	H: 1 R: 3 ER: 0 LOB: 3 BB: 3 P: 29	R: 0 H: 1 E: 0 K: 0 S: 8	H: 1 R: 1 ER: 0 LOB: 1 BB: 0 P: 11	R: 0 H: 0 E: 0 K: 2 S: 15	H: 1 R: 0 ER: 0 LOB: 1 BB: 1 P: 24	R: 0 H: 1 E: 0 K: 1 S: 12	H: 0 R: 0 ER: 0 LOB: 1 BB: 1 P: 18	R: 0 H: 0 E: 0 K: 2 S: 10	H: 0 R: 0 ER: 0 LOB: 0 BB: 1 P: 19	R: 0 H: 0 E: 0 K: 1 S: 8	H: 0 R: 0 ER: 0 LOB: 1 BB: 1 P: 12	R: 0 H: 0 E: 0 K: 0 S: 9	H: 0 R: 0 ER: 0 LOB: 0 BB: 1 P: 16	R: 0 H: 0 E: 0 K: 0 S: 5	H: 0 R: 0 ER: 0 LOB: 0 BB: 0 P: 6	1B: 3 2B: 0 3B: 0 HR: 0	SF: 0 2B: 0 3B: 0 HBP: 0	WP: 0 HR: 0 S: 0 CS: 0	PA: 37
<b>PITCHER</b>	IP WLS BF H R ER SO BB IBB HBP BLK WP HR S P ERA WHIP																			
19 Scott Kazmir, L (1, 1) ERA: 4.33	6.0 W 27 3 1 0 7 6 0 0 0 0 0 69 121 0.00 1.500																			
Travis Harper, R (7, 1) ERA: 7.38	1.0 H 3 0 0 0 1 0 0 0 0 0 0 8 12 0.00 0.000																			
Joe Borowski, R (8, 1) ERA: 5.27	1.0 H 4 0 0 0 0 1 0 0 0 0 0 9 16 0.00 1.000																			
Danys Baez, R (9, 1) ERA: 2.4	1.0 S 3 0 0 0 0 0 0 0 0 0 0 5 6 0.00 0.000																			



Batter	1	2	3	4	5	6	7	8	9	AB	R	H	RBI	BB	SO	LOB	TOP					
Joey Gathright, L (1,8) OBP: 0.339, SLG: 0.351	G4-3		G3			K	F8			4	0	0	0	0	1	2						
13 Carl Crawford, L (1,7) OBP: 0.316, SLG: 0.443	G6-3 3 1B		F8			G4-3		3 1B	2B	4	1	2	0	0	0	0						
Julio Lugo, R (1,6) OBP: 0.350, SLG: 0.381	G6-3				K	2B		K		4	0	1	0	0	2	2						
3 Jorge Cantu, R (1,5) OBP: 0.318, SLG: 0.494	2H 1B				G5-3	F9		1B	1B	4	0	2	1	0	0	1						
Aubrey Huff, L (1,10) OBP: 0.316, SLG: 0.385	F9				F8			31 1B E	1B	4	1	2	0	0	0	1						
Travis Lee, L (1,3) OBP: 0.308, SLG: 0.323		G4-3			G4-3	F8		K		4	0	0	0	0	1	3						
31 Jonny Gomes, R (1,9) OBP: 0.364, SLG: 0.565		F8			E BB	E 1B		K		3	0	1	0	1	1	0						
Fernando Cortez, L (1,4) OBP: 0.154, SLG: 0.083		G1-3			E3 G6-4-3	E6		F7		4	0	0	1	0	0	2						
Kevin Cash, R (1,2) OBP: 0.212, SLG: 0.387					P4					2	0	0	0	0	0	2						
Damon Hollins, R (7,PH) OBP: 0.329, SLG: 0.469					G6-4-3			P3		1	0	0	0	0	1	2						
Toby Hall, R (7,2) OBP: 0.308, SLG: 0.363					1-2					1	0	0	0	0	0	0						
<b>Inning Stats</b>	R: 1 E: 0 K: 0 S: 10	H: 2 LOB: 1 BB: 0 P: 16	R: 0 E: 0 K: 0 S: 5	H: 0 LOB: 0 BB: 0 P: 6	R: 0 E: 0 K: 0 S: 4	H: 0 LOB: 0 BB: 0 P: 5	R: 0 E: 0 K: 1 S: 8	H: 0 LOB: 0 BB: 0 P: 11	R: 0 E: 1 K: 0 S: 13	H: 0 LOB: 1 BB: 1 P: 24	R: 0 E: 0 K: 1 S: 9	H: 1 LOB: 1 BB: 0 P: 12	R: 1 E: 1 K: 1 S: 16	H: 2 LOB: 2 BB: 0 P: 28	R: 0 E: 0 K: 2 S: 9	H: 3 LOB: 2 BB: 0 P: 11	R: 0 E: 0 K: 1 S: 7	H: 0 LOB: 0 BB: 0 P: 9	1B: 6 2B: 2 3B: 0 HR: 0	SF: 0 SAC: 0 DP: 1 HBP: 0	WP: 0 PB: 0 SB: 0 CS: 0	PA: 36
<b>PITCHER</b>	IP	WLS	BF	H	R	ER	SO	BB	IBB	HBP	BLK	WP	HR	S	P	ERA	WHIP					
Bronson Arroyo, R (1,1) ERA: 4.05	7.0	W	28	5	2	2	3	1	0	0	0	0	0	65	102	2.57	0.857					
50 Mike Timlin, R (8,1) ERA: 1.54	1.0	H	5	3	0	0	2	0	0	0	0	0	0	9	11	0.00	3.000					
38 Curt Schilling, R (9,1) ERA: 7.48	1.0	S	3	0	0	0	1	0	0	0	0	0	0	7	9	0.00	0.000					

Tampa Bay Devil Rays @ Boston Red Sox  
Fenway Park, Boston, MA  
Tue Jul 19 2005, 7:05 PM EDT  
Att: 35,428 - Cloudy - 83 F

AB 35  
R 2  
H 8  
RBI 2  
BB 1  
SO 6  
LOB 15



Batter	1	2	3	4	5	6	7	8	9	AB	R	H	RBI	BB	SO	LOB	BOTTOM					
18 Johnny Damon, L (1,8) OBP: 0.380, SLG: 0.465	F9		G6-3		34 1B 1B		P6			4	1	1	0	0	0	0						
Edgar Renteria, R (1,6) OBP: 0.330, SLG: 0.381	F9		K		BB 34 1B 1B		G5-3			4	0	1	0	0	1	0						
34 David Ortiz, L (1,10) OBP: 0.386, SLG: 0.580	PB 1B		F7		1-2 2H 1B		K			4	1	2	1	0	1	0						
Manny Ramirez, R (1,7) OBP: 0.369, SLG: 0.571	1B HBP				HR			1B G6-3 BB		1	2	1	1	2	0	0						
Jason Varitek, S (1,2) OBP: 0.371, SLG: 0.514	1-2 3H 1B		F9		G3-1			1B G6-3 1B		4	1	2	1	0	0	3						
Kevin Miller, R (1,9) OBP: 0.364, SLG: 0.381	L6				CS BB		F9			2	0	0	0	1	0	2						
Adam Stern, L (7,9) OBP: 0.400, SLG: 0.250								K		0	0	0	0	0	0	0						
Trot Nixon, L (8,PH) OBP: 0.370, SLG: 0.493										1	0	0	0	0	1	2						
Adam Hyzdu, R (9,9) OBP: 0.250, SLG: 0.200										0	0	0	0	0	0	0						
John Olerud, L (1,3) OBP: 0.354, SLG: 0.431		P5			K		F7		G6-3	4	0	0	1	0	1	2						
Bill Mueller, S (1,5) OBP: 0.380, SLG: 0.396	F9					G5-3		3H 3-2 1B		4	0	2	1	0	0	0						
13 Alex Cora, L (1,4) OBP: 0.243, SLG: 0.276	F7					K		2H 1B		3	0	0	0	0	1	1						
<b>Inning Stats</b>	R: 1 E: 0 K: 0 S: 13	H: 2 LOB: 2 BB: 0 P: 25	R: 0 E: 0 K: 0 S: 9	H: 0 LOB: 0 BB: 0 P: 11	R: 0 E: 0 K: 1 S: 11	H: 0 LOB: 0 BB: 0 P: 17	R: 1 E: 0 K: 1 S: 16	H: 1 LOB: 1 BB: 1 P: 24	R: 1 E: 0 K: 1 S: 14	H: 3 LOB: 3 BB: 1 P: 26	R: 0 E: 0 K: 0 S: 10	H: 1 LOB: 1 BB: 0 P: 14	R: 0 E: 0 K: 1 S: 8	H: 0 LOB: 0 BB: 0 P: 10	R: 2 E: 0 K: 1 S: 11	H: 2 LOB: 1 BB: 1 P: 23	R: 0 E: 0 K: 1 S: 7	H: 0 LOB: 0 BB: 0 P: 9	1B: 7 2B: 2 3B: 0 HR: 1	SF: 0 SAC: 0 DP: 1 HBP: 1	WP: 0 PB: 1 SB: 0 CS: 1	PA: 35
<b>PITCHER</b>	IP	WLS	BF	H	R	ER	SO	BB	IBB	HBP	BLK	WP	HR	S	P	ERA	WHIP					
Casey Fossum, L (1,1) ERA: 4.01	4.2	L	21	6	3	2	3	1	0	1	0	0	0	60	96	3.86	1.500					
54 Chad Orvella, R (5,1) ERA: 4.66	2.1		9	1	0	0	1	1	0	0	0	0	0	21	31	0.00	0.857					
Lance Carter, R (8,1) ERA: 5.32	1.0		5	2	2	2	1	1	0	0	0	0	0	11	23	18.00	3.000					

Tampa Bay Devil Rays @ Boston Red Sox  
Fenway Park, Boston, MA  
Tue Jul 19 2005, 7:05 PM EDT  
Att: 35,428 - Cloudy - 83 F

AB 31  
R 5  
H 9  
RBI 5  
BB 3  
SO 5  
LOB 10





Batter	1	2	3	4	5	6	7	8	9	AB	R	H	RBI	BB	SO	LOB	TOP								
<b>Julio Lugo, R</b> OBP: 0.348, SLG: 0.378 <b>Fernando Cortez, L</b> OBP: 0.143, SLG: 0.077	1-1 G6-3		3-2 G4-3		2-1 G4-3			0-1 G6-3		3	0	0	0	0	0	0	<b>Tampa Bay Devil Rays @ Boston Red Sox</b> Fenway Park, Boston, MA Wed Jul 20 2005, 1:05 PM EDT Att: 35,123 - Sunny - 86 F								
<b>Nick Green, R</b> OBP: 0.346, SLG: 0.381	2-0 F8		0-1 G5-3			4-2 G4-6-3 BB		0-2 F9		3	0	0	0	1	0										
<b>Jorge Cantu, R</b> OBP: 0.317, SLG: 0.491	0-1 1B			0-1 F7		1-2 G4-6-3		0-1 G5-3		4	0	1	0	0	0										
<b>31 Jonny Gomes, R</b> OBP: 0.375, SLG: 0.571	1-1 1B			0-1 G6-3 1B		2-3 K		1-0 HR 1B		4	2	3	0	0	1										
<b>Eduardo Perez, R</b> OBP: 0.347, SLG: 0.486	1-0 G6-3			1-1 G6-3			2-2 G6-3	1-2 HR		4	1	1	2	0	0										
<b>Aubrey Huff, L</b> OBP: 0.320, SLG: 0.398		1-0 G6-3 1B		1-0 G6-3 1B			1-0 HR	1-3 K		4	1	3	2	0	1										
<b>Alex Gonzalez, R</b> OBP: 0.326, SLG: 0.381		1-1 G6-3		1-3 K			2-3 K	2-2 1B		4	0	1	0	0	2										
<b>Toby Hall, R</b> OBP: 0.303, SLG: 0.357		0-1 F8			0-0 L6			0-2 P6		4	0	0	0	0	0										
<b>Damon Hollins, R</b> OBP: 0.324, SLG: 0.462			1-3 K		1-2 G5-3			0-1 G6-3		3	0	0	0	0	1										
<b>Inning Stats</b>	R: 0 E: 0 K: 0 S: 8	H: 2 LOB: 2 BB: 0 P: 13	R: 0 E: 0 K: 0 S: 5	H: 1 LOB: 0 BB: 0 P: 7	R: 0 E: 0 K: 1 S: 9	H: 0 LOB: 0 BB: 0 P: 13	R: 1 E: 0 K: 1 S: 11	H: 2 LOB: 1 BB: 0 P: 14	R: 0 E: 0 K: 0 S: 7	H: 0 LOB: 0 BB: 0 P: 10	R: 0 E: 0 K: 1 S: 15	H: 0 LOB: 0 BB: 1 P: 22	R: 1 E: 0 K: 1 S: 8	H: 1 LOB: 0 BB: 0 P: 13	R: 0 E: 0 K: 0 S: 7	H: 0 LOB: 0 BB: 0 P: 7	R: 2 E: 0 K: 1 S: 15	H: 3 LOB: 1 BB: 0 P: 20	1B: 7 2B: 0 3B: 0 HR: 2	SF: 0 SAC: 0 DP: 2 HBP: 0	WP: 0 PB: 0 CS: 0	PA: 35			
<b>PITCHER</b>	IP	WLS	BF	H	R	ER	SO	BB	IBB	HBP	BLK	WP	HR	S	P	ERA	WHIP								
<b>David Wells, L</b> ERA: 4.59	7.0	W	26	6	2	2	4	1	0	0	0	0	1	63	92	2.57	1.000								
<b>Chad Bradford, R</b> ERA:	1.0		3	0	0	0	0	0	0	0	0	0	0	7	7	0.00	0.000								
<b>John Halama, L</b> ERA: 6.18	1.0		6	3	2	2	1	0	0	0	0	0	1	15	20	18.00	3.000								

Batter	1	2	3	4	5	6	7	8	9	AB	R	H	RBI	BB	SO	LOB	BOTTOM								
<b>18 Johnny Damon, L</b> OBP: 0.381, SLG: 0.474 <b>13 Alex Cora, L</b> OBP: 0.241, SLG: 0.274	3-1 BB 1B	0-0 F8		2-0 HR	0-3 K		1-3 K			4	2	2	1	0	1	2	<b>Tampa Bay Devil Rays @ Boston Red Sox</b> Fenway Park, Boston, MA Wed Jul 20 2005, 1:05 PM EDT Att: 35,123 - Sunny - 86 F								
<b>Edgar Renteria, R</b> OBP: 0.334, SLG: 0.384 <b>Adam Stern, L</b> OBP: 0.333, SLG: 0.200	4-1 BB 1B	1-0 34 CS 1B		0-2 G4-3		1-2 E5 1B		0-1 G1-3		3	1	2	0	1	0										
<b>34 David Ortiz, L</b> OBP: 0.387, SLG: 0.578 <b>Trot Nixon, L</b> OBP: 0.372, SLG: 0.493	1-1 2B	4-2 1B		0-0 P5		2-0 P6		4-0 BB		3	1	1	1	1	0										
<b>Manny Ramirez, R</b> OBP: 0.370, SLG: 0.574 <b>John Olerud, L</b> OBP: 0.336, SLG: 0.410	3-2 2B	1-3 K		0-1 G6-3		1-1 F8		3-2 P6		2	1	1	1	0	1										
<b>Kevin Millar, R</b> OBP: 0.367, SLG: 0.386	4-2 PB BB		1-1 HBP E G4-6-3 1B		0-0 2B	3-2 E5 FC4-6		1-0 L7		4	3	2	0	1	0										
<b>Doug Mirabelli, R</b> OBP: 0.305, SLG: 0.425	1-0 PB 2B		1-2 E5	G4-6-3 HBP	0-2 P4	1-1 FC4-6				4	1	1	2	0	5										
<b>Tony Graffanino, R</b> OBP: 0.379, SLG: 0.397	2-2 G6-3		3-2 G4-6-3 HBP		0-0 2B		1-2 P3			3	0	1	1	0	0										
<b>Bill Mueller, S</b> OBP: 0.382, SLG: 0.399	2-2 G3-1		0-0 G4-6-3		4-1 BB		2-1 2B			3	0	1	1	1	0										
<b>Adam Hyzdu, R</b> OBP: 0.214, SLG: 0.167	3-1 F9		1-2 P4		0-1 L8		2-0 F7			4	0	0	0	0	4										
<b>Inning Stats</b>	R: 6 E: 0 K: 0 S: 28	H: 4 LOB: 0 BB: 2 P: 49	R: 0 E: 0 K: 1 S: 8	H: 1 LOB: 1 BB: 1 P: 14	R: 1 E: 1 K: 0 S: 11	H: 1 LOB: 0 BB: 0 P: 16	R: 1 E: 0 K: 0 S: 7	H: 1 LOB: 0 BB: 0 P: 9	R: 1 E: 0 K: 1 S: 12	H: 2 LOB: 2 BB: 1 P: 16	R: 0 E: 2 K: 0 S: 12	H: 1 LOB: 3 BB: 0 P: 20	R: 0 E: 0 K: 1 S: 10	H: 1 LOB: 1 BB: 0 P: 16	R: 0 E: 0 K: 0 S: 7	H: 0 LOB: 1 BB: 1 P: 15	1B: 5 2B: 5 3B: 0 HR: 1	SF: 0 SAC: 0 DP: 1 HBP: 1	WP: 0 PB: 1 CS: 1	PA: 41					
<b>PITCHER</b>	IP	WLS	BF	H	R	ER	SO	BB	IBB	HBP	BLK	WP	HR	S	P	ERA	WHIP								
<b>Mark Hendrickson, L</b> ERA: 6.85	0.0	L	6	4	6	5	0	2	0	0	0	0	1	62	91	3.18	1.412								
<b>Dewon Brazelton, R</b> ERA: 6.53	5.2		26	6	3	2	2	2	0	1	0	0	0	12	19	0.00	0.750								
<b>Lance Carter, R</b> ERA: 5.16	1.1		5	1	0	0	1	0	0	0	0	0	0	7	15	0.00	1.000								
<b>Trever Miller, L</b> ERA: 4.76	1.0		4	0	0	0	0	1	0	0	0	0	0	7	15	0.00	1.000								

AB	34
R	4
H	9
RBI	4
BB	1
SO	5
LOB	7



AB	35
R	9
H	11
RBI	7
BB	5
SO	3
LOB	21





Batter	1	2	3	4	5	6	7	8	9	AB R H RBI BB SO LOB	TOP									
1 Brian Roberts, S OBP: 0.414, SLG: 0.577	4-2 10 1B BB	2-2 2B			4-2 10 CS 10 G6-3 BB		4-2 10 G3-1 BB		3-2 F8	2 2 1 0 3 0 1	<b>Baltimore Orioles @ Tampa Bay Devil Rays</b> Tropicana Field, St. Petersburg, FL Fri Jul 22 2005, 7:15 PM EDT Att: 14,474 - Dome - 72 F <a href="http://livebaseballscorecards.com">livebaseballscorecards.com</a>									
6 Melvin Mora, R OBP: 0.354, SLG: 0.500	1-3 K	0-1 P3			4-0 10 CS 1-2 BB		0-1 F7	1-2 10 DI 2-H 1B	4 0 1 1 1 1 3											
10 Miguel Tejada, R OBP: 0.365, SLG: 0.584	2-1 1B FC9-6		1-3 K		0-2 1-2 2-H G6-3		0-0 G3-1	1-1 F9	5 1 1 1 0 1 3											
Rafael Palmeiro, L OBP: 0.356, SLG: 0.487	1-1 FC9-6 1B		4-0 BB		0-1 G6-3		1-2 F8		3 0 1 1 1 0 1											
Sammy Sosa, R OBP: 0.306, SLG: 0.392	2-1 FC9-6 1-2 3-H		2-3 K		2-2 1B		1-0 F8		4 0 1 1 0 1 2											
31 Jay Gibbons, L OBP: 0.294, SLG: 0.498 B.J. Surhoff, L OBP: 0.294, SLG: 0.412	1-3 K		0-3 K		0-3 1B		0-1 G6-3		3 0 0 0 0 3 3 1 0 0 0 0 0 0											
Luis Matos, R OBP: 0.333, SLG: 0.365		2-2 P3		1-1 F7		0-3 K		0-0 B1-3	4 0 0 0 0 1 1											
Larry Bigbie, L OBP: 0.322, SLG: 0.397		0-0 HR		1-1 G1-3		3-1 1-2 1B		1-0 1 DI 6 1B 1B	4 2 3 1 0 0 0											
Sal Fasano, R OBP: 0.313, SLG: 0.467		3-3 K		2-3 K		1-1 F9		0-3 K	4 0 0 0 0 3 3											
<b>Inning Stats</b>	R: 2 E: 0 K: 2 S: 17	H: 2 LOB: 1 BB: 1 P: 28	R: 1 E: 0 K: 1 S: 14	H: 2 LOB: 1 BB: 0 P: 21	R: 0 E: 0 K: 3 S: 9	H: 0 LOB: 0 BB: 1 P: 16	R: 0 E: 0 K: 1 S: 8	H: 0 LOB: 0 BB: 0 P: 12	R: 1 E: 0 K: 0 S: 7	H: 0 LOB: 0 BB: 2 P: 15		R: 0 E: 0 K: 0 S: 11	H: 0 LOB: 1 BB: 1 P: 16	R: 0 E: 0 K: 0 S: 4	H: 0 LOB: 0 BB: 0 P: 5	R: 1 E: 0 K: 1 S: 14	H: 2 LOB: 1 BB: 0 P: 20	1B: 6 2B: 1 3B: 0 HR: 1	SF: 0 SAC: 0 DP: 0 HBP: 0	WP: 0 PB: 0 SB: 0 CS: 2
<b>PITCHER</b>	IP WLS BF H R ER SO BB IBB HBP BLK WP HR S P ERA WHIP											IP WLS BF H R ER SO BB IBB HBP BLK WP HR S P ERA WHIP								
37 Seth McClung, R ERA: 7.07	5.0 W 23 5 4 4 7 4 0 0 0 0 1 59 98 7.20 1.800																			
54 Chad Orvella, R ERA: 4.21	2.0 H 8 1 0 0 2 1 0 0 0 0 0 21 30 0.00 1.000																			
Joe Borowski, R ERA: 4.91	1.0 H 3 0 0 0 0 0 0 0 0 0 0 4 5 0.00 0.000																			
Danys Baez, R ERA: 2.55	1.0 S 5 2 1 1 1 0 0 0 0 0 0 0 14 20 9.00 2.000																			

Batter	1	2	3	4	5	6	7	8	9	AB R H RBI BB SO LOB	BOTTOM									
Julio Lugo, R OBP: 0.346, SLG: 0.379	3-2 F8	1-2 3 S HR 2B	4-0 BB		1-3 K		0-0 F9			4 1 1 0 1 1 2	<b>Baltimore Orioles @ Tampa Bay Devil Rays</b> Tropicana Field, St. Petersburg, FL Fri Jul 22 2005, 7:15 PM EDT Att: 14,474 - Dome - 72 F <a href="http://livebaseballscorecards.com">livebaseballscorecards.com</a>									
13 Carl Crawford, L OBP: 0.315, SLG: 0.440	0-1 3 2B 1B	0-0 P5	0-1 F7			2-2 F7		0-0 F8	5 1 1 0 0 0 3											
3 Jorge Cantu, R OBP: 0.321, SLG: 0.493	0-0 31 F9 1-H 2B	4-0 31 HBP HR BB		1-2 G5-3		4-1 31 1B BB		2-3 K	3 2 1 1 2 1 0											
31 Jonny Gomes, R OBP: 0.376, SLG: 0.561 Joey Gathright, L OBP: 0.335, SLG: 0.351	1-0 F9	1-1 HR HBP		2-3 K		3-2 1B 1B		0-3 K	4 1 1 0 0 2 1 0 0 0 0 0 0 0											
Aubrey Huff, L OBP: 0.322, SLG: 0.406	4-1 HBP BB	0-0 HR		2-0 F7		1-1 F8			3 1 1 4 1 0 2											
Eduardo Perez, R OBP: 0.347, SLG: 0.477 Travis Lee, L OBP: 0.310, SLG: 0.326	4-2 HBP	0-3 K			0-0 F9		2-2 F9	1-3 2-H 1B	2 0 0 0 0 1 0 1 0 1 1 0 0 0											
Nick Green, R OBP: 0.344, SLG: 0.376	1-2 G6-3		0-0 P3		4-2 1B BB		2-1 F9		3 0 0 0 1 0 5											
Toby Hall, R OBP: 0.306, SLG: 0.364		2-2 F8	0-1 1B 2B		1-2 1-2 1B		0-0 G6-3		4 0 2 0 0 0 0											
Damon Hollins, R OBP: 0.327, SLG: 0.478		0-0 HR	1-0 1B		2-2 F9		1-2 G6-3		4 1 2 1 0 0 2											
<b>Inning Stats</b>	R: 1 E: 0 K: 0 S: 13	H: 2 LOB: 3 BB: 1 P: 26	R: 5 E: 0 K: 1 S: 14	H: 3 LOB: 0 BB: 1 P: 22	R: 0 E: 0 K: 0 S: 6	H: 2 LOB: 2 BB: 1 P: 11	R: 0 E: 0 K: 1 S: 10	H: 0 LOB: 0 BB: 0 P: 15	R: 0 E: 0 K: 0 S: 13	H: 1 LOB: 2 BB: 1 P: 21		R: 1 E: 0 K: 0 S: 16	H: 2 LOB: 2 BB: 1 P: 30	R: 0 E: 0 K: 0 S: 6	H: 0 LOB: 0 BB: 0 P: 7	R: 0 E: 0 K: 2 S: 7	H: 0 LOB: 0 BB: 0 P: 9	1B: 5 2B: 3 3B: 0 HR: 2	SF: 0 SAC: 0 DP: 0 HBP: 2	WP: 0 PB: 0 SB: 1 CS: 0
<b>PITCHER</b>	IP WLS BF H R ER SO BB IBB HBP BLK WP HR S P ERA WHIP											IP WLS BF H R ER SO BB IBB HBP BLK WP HR S P ERA WHIP								
Bruce Chen, L ERA: 4.09	4.1 L 26 8 2 1 1 1 4 0 2 0 0 2 50 86 12.46 2.769																			
Todd Williams, R ERA: 3.14	1.2 8 2 1 1 1 1 0 0 0 0 0 22 39 5.40 1.800																			
Jorge Julio, R ERA: 3.77	2.0 6 0 0 0 2 0 0 0 0 0 0 0 13 16 0.00 0.000																			



Batter	1	2	3	4	5	6	7	8	9	AB	R	H	RBI	BB	SO	LOB	TOP											
<b>1 Brian Roberts, S</b> OBP: 0.413, SLG: 0.576										4	1	1	0	0	0	0	<b>Baltimore Orioles @ Tampa Bay Devil Rays</b> Tropicana Field, St. Petersburg, FL Sat Jul 23 2005, 6:15 PM EDT Att: 20,571 - Dome - 72 F <a href="http://livebaseballscores.com">livebaseballscores.com</a>											
<b>6 Melvin Mora, R</b> OBP: 0.353, SLG: 0.496										3	0	0	0	1	2	1												
<b>10 Miguel Tejada, R</b> OBP: 0.366, SLG: 0.591										4	1	2	1	0	0	1												
<b>Sammy Sosa, R</b> OBP: 0.312, SLG: 0.393											2	0	1	1	2	1		0										
<b>Eli Marrero, R</b> OBP: 0.240, SLG: 0.406 <b>Rafael Palmeiro, L</b> (9, PH) OBP: 0.355, SLG: 0.486											3	0	0	0	0	2		4										
<b>B.J. Surhoff, L</b> OBP: 0.289, SLG: 0.405											3	0	0	0	0	1		4										
<b>Chris Gomez, R</b> OBP: 0.347, SLG: 0.353											3	0	0	0	0	0		1										
<b>Luis Matos, R</b> OBP: 0.333, SLG: 0.364											3	0	1	0	0	1		0										
<b>Sal Fasano, R</b> OBP: 0.308, SLG: 0.459 <b>Larry Bigbie, L</b> (8, PH) OBP: 0.321, SLG: 0.395 <b>Eli Whiteside, R</b> OBP: 0.375, SLG: 0.375											2	0	0	0	0	1		1										
<b>Inning Stats</b>	R: 1 E: 0 K: 2 S: 15	H: 3 LOB: 2 BB: 0 P: 20	R: 0 E: 0 K: 1 S: 7	H: 0 LOB: 0 BB: 0 P: 10	R: 0 E: 0 K: 0 S: 3	H: 0 LOB: 0 BB: 1 P: 10	R: 0 E: 0 K: 2 S: 8	H: 0 LOB: 1 BB: 1 P: 16	R: 0 E: 0 K: 1 S: 9	H: 1 LOB: 0 BB: 0 P: 10	R: 0 E: 0 K: 1 S: 8	H: 0 LOB: 0 BB: 0 P: 12	R: 0 E: 0 K: 0 S: 14	H: 0 LOB: 1 BB: 1 P: 21	R: 0 E: 0 K: 0 S: 12	H: 0 LOB: 0 BB: 0 P: 16		R: 1 E: 0 K: 2 S: 17	H: 1 LOB: 0 BB: 0 P: 27	1B: 3 2B: 2 3B: 0 HR: 1	SF: 0 SAC: 0 DP: 2 HBP: 0	WP: 0 PB: 0 SB: 0 CS: 2	PA: 32					
<b>PITCHER</b>	IP	WLS	BF	H	R	ER	SO	BB	IBB	HBP	BLK	WP	HR	S	P	ERA	WHIP											
<b>19 Scott Kazmir, L</b> ERA: 4.15	(1, 1)	7.0	W	25	4	1	1	7	3	0	0	0	0	0	64	99	1.29	1.000										
<b>Joe Borowski, R</b> ERA: 4.5	(8, 1)	1.0	H	3	0	0	0	0	0	0	0	0	0	0	12	16	0.00	0.000										
<b>Danys Baez, R</b> ERA: 2.7	(9, 1)	1.0	S	4	1	1	1	2	0	0	0	0	0	1	17	27	9.00	1.000										

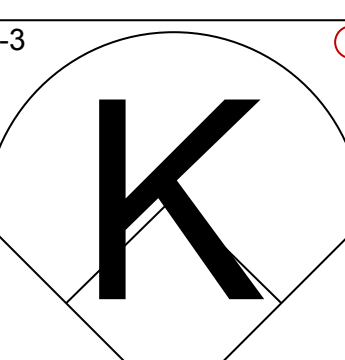
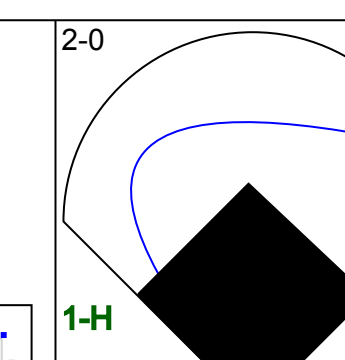
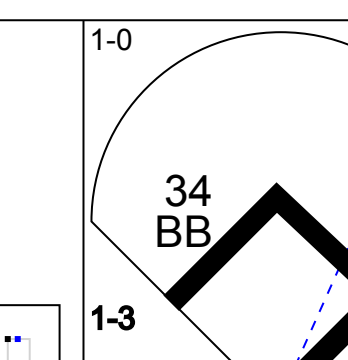
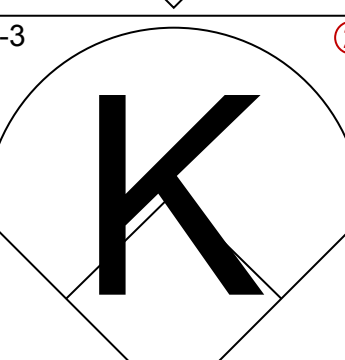
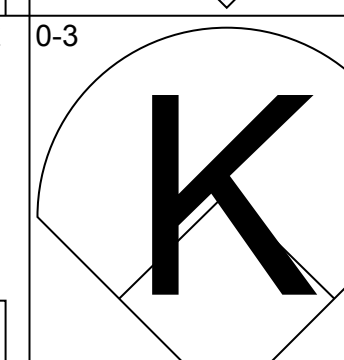
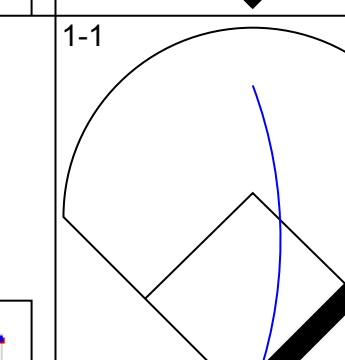
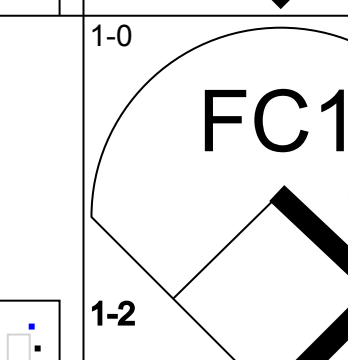
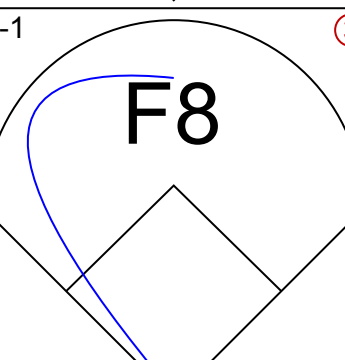
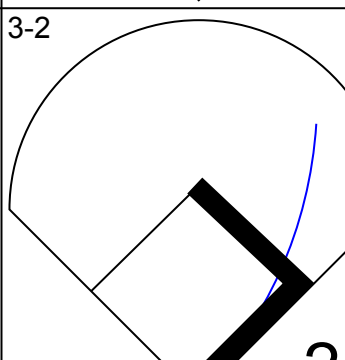
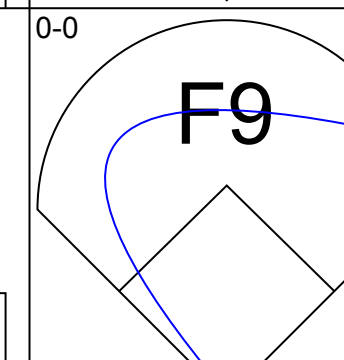
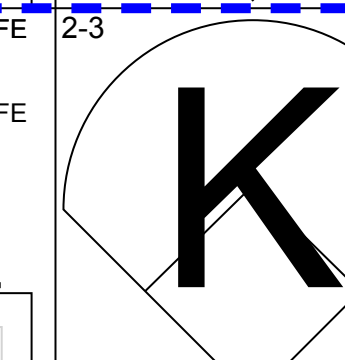
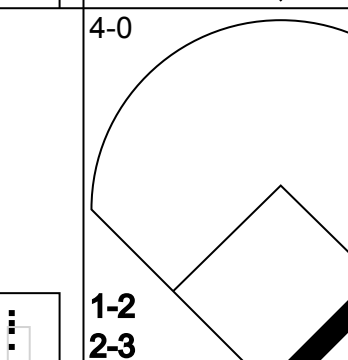
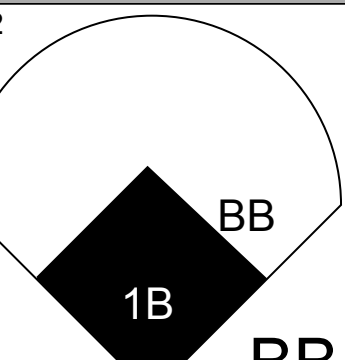
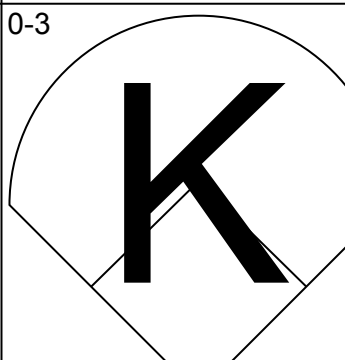
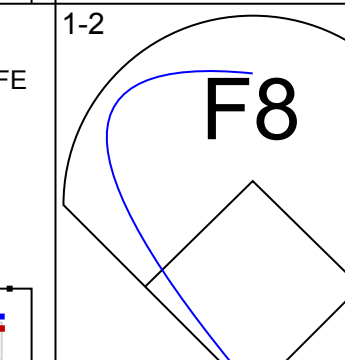
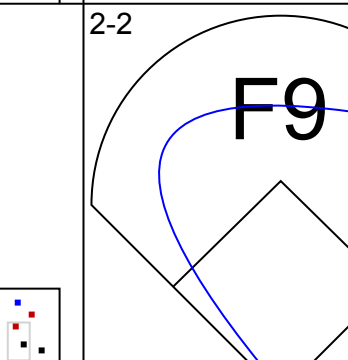
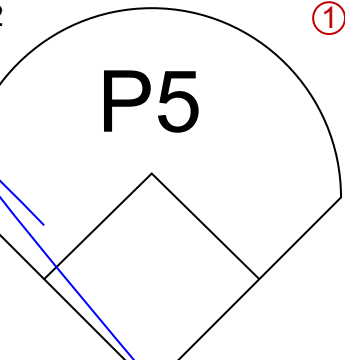
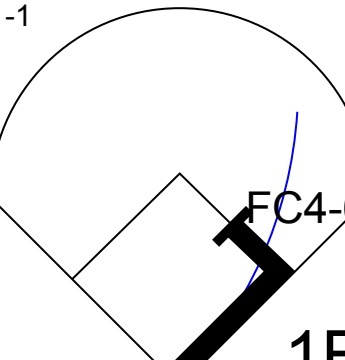
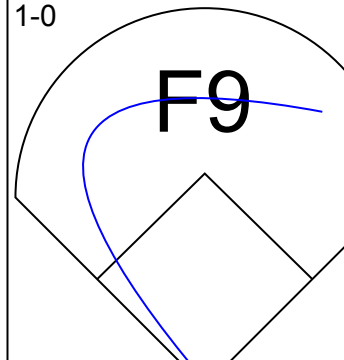
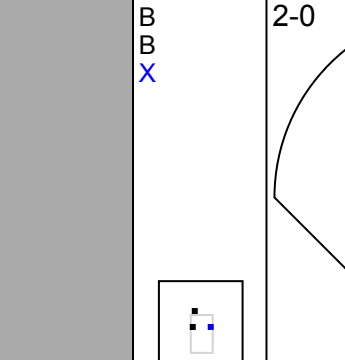
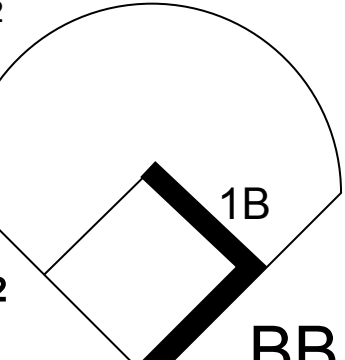
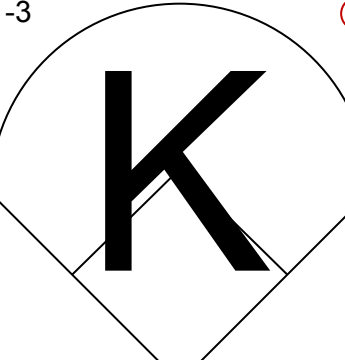
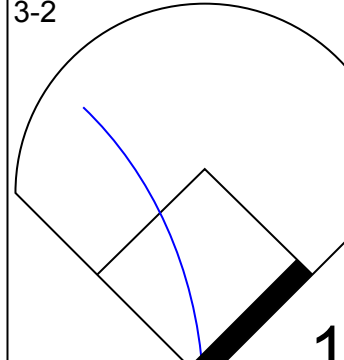

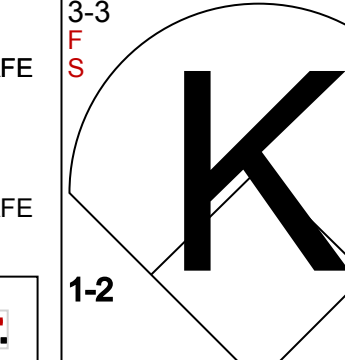
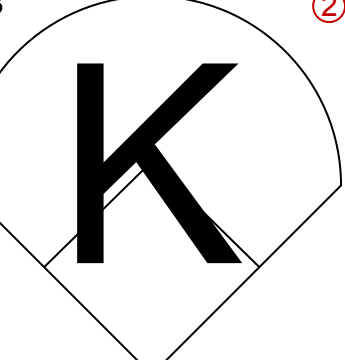
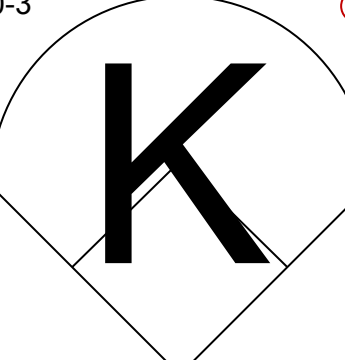
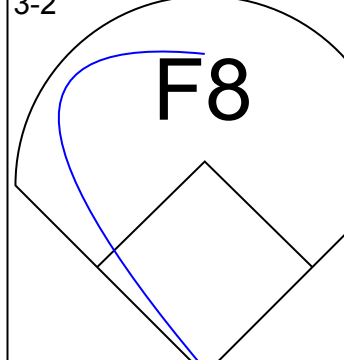
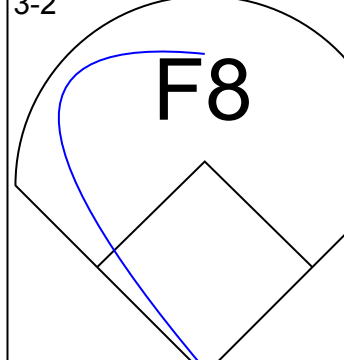
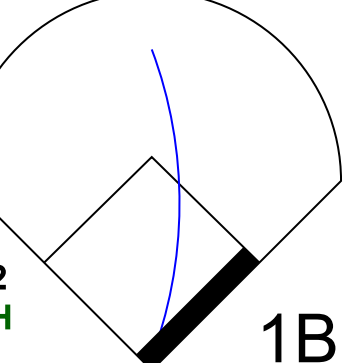

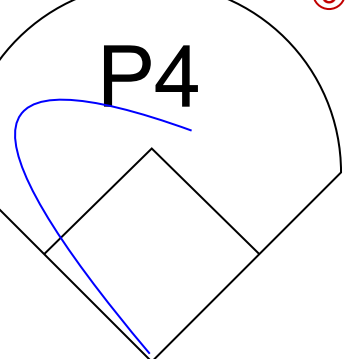

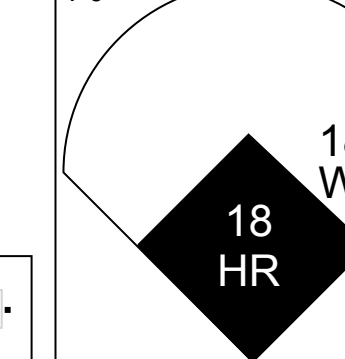
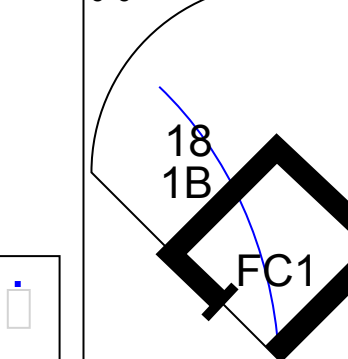
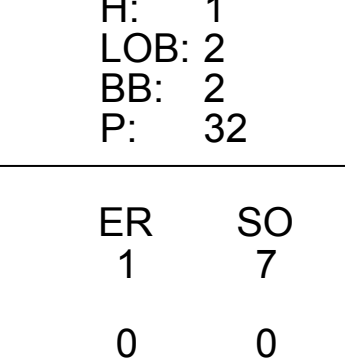
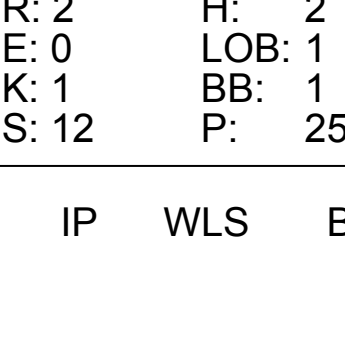
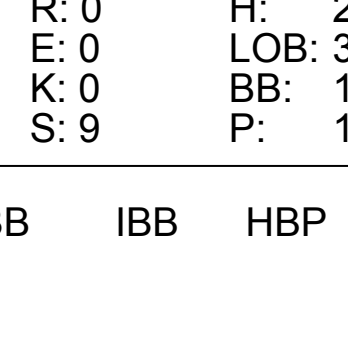
Batter	1	2	3	4	5	6	7	8	9	AB	R	H	RBI	BB	SO	LOB	BOTTOM											
<b>Joey Gathright, L</b> OBP: 0.333, SLG: 0.344										4	0	1	0	0	0	3	<b>Baltimore Orioles @ Tampa Bay Devil Rays</b> Tropicana Field, St. Petersburg, FL Sat Jul 23 2005, 6:15 PM EDT Att: 20,571 - Dome - 72 F <a href="http://livebaseballscores.com">livebaseballscores.com</a>											
<b>13 Carl Crawford, L</b> OBP: 0.312, SLG: 0.436										4	0	0	0	0	1	1												
<b>Julio Lugo, R</b> OBP: 0.348, SLG: 0.378											4	0	1	0	0	0		0										
<b>3 Jorge Cantu, R</b> OBP: 0.318, SLG: 0.487											4	0	0	0	0	1		1										
<b>Aubrey Huff, L</b> OBP: 0.325, SLG: 0.411											3	1	2	0	0	0		0										
<b>Damon Hollins, R</b> OBP: 0.327, SLG: 0.475											3	1	1	1	0	1		1										
<b>Travis Lee, L</b> OBP: 0.315, SLG: 0.330											3	0	2	0	0	0		0										
<b>Toby Hall, R</b> OBP: 0.307, SLG: 0.363											3	0	1	1	0	0		1										
<b>Alex Gonzalez, R</b> OBP: 0.326, SLG: 0.399											3	1	1	1	0	1		3										
<b>Inning Stats</b>	R: 0 E: 0 K: 0 S: 5	H: 0 LOB: 0 BB: 0 P: 10	R: 0 E: 0 K: 1 S: 6	H: 0 LOB: 0 BB: 0 P: 8	R: 1 E: 1 K: 1 S: 11	H: 2 LOB: 1 BB: 0 P: 11	R: 0 E: 0 K: 1 S: 8	H: 1 LOB: 1 BB: 0 P: 14	R: 0 E: 0 K: 0 S: 5	H: 2 LOB: 1 BB: 0 P: 11	R: 0 E: 0 K: 0 S: 5	H: 0 LOB: 0 BB: 0 P: 8	R: 2 E: 0 K: 0 S: 16	H: 3 LOB: 1 BB: 0 P: 25	R: 0 E: 0 K: 0 S: 11	H: 0 LOB: 0 BB: 0 P: 15		R: 0 E: 0 K: 0 S: 11	H: 0 LOB: 0 BB: 0 P: 15	1B: 7 2B: 1 3B: 0 HR: 1	SF: 0 SAC: 0 DP: 2 HBP: 0	WP: 0 PB: 1 SB: 1 CS: 0	PA: 31					
<b>PITCHER</b>	IP	WLS	BF	H	R	ER	SO	BB	IBB	HBP	BLK	WP	HR	S	P	ERA	WHIP											
<b>Sidney Ponson, R</b> ERA: 5.91	(1, 1)	7.0	L	28	9	3	3	4	0	0	0	0	0	0	58	87	3.86	1.286										
<b>37 Chris Ray, R</b> ERA: 0.61	(8, 1)	1.0		3	0	0	0	0	0	0	0	0	0	11	15	0.00	0.000											



Batter	1	2	3	4	5	6	7	8	9	AB R H RBI BB SO LOB	TOP									
1 Brian Roberts, S (1,4) OBP: 0.409, SLG: 0.569	G5-3		P4-9			K			K	4 0 0 0 0 2 0	<b>Baltimore Orioles @ Tampa Bay Devil Rays</b> Tropicana Field, St. Petersburg, FL Sun Jul 24 2005, 2:15 PM EDT Att: 20,129 - Dome - 72 F <a href="http://livebaseballscorecards.com">livebaseballscorecards.com</a>									
6 Melvin Mora, R (1,5) OBP: 0.352, SLG: 0.493	P4		K			G1-6-3 1B			G6-3	4 0 1 0 0 1 0										
10 Miguel Tejada, R (1,6) OBP: 0.368, SLG: 0.592	BB				F8				G1-6-3 2B	3 0 1 0 1 0 1										
Rafael Palmeiro, L (1,3) OBP: 0.351, SLG: 0.479	G3				G4-3				K	4 0 0 0 0 1 2										
Sammy Sosa, R (1,10) OBP: 0.312, SLG: 0.403	G5-3				HR				K	3 1 1 1 0 1 0										
Eli Marrero, R (1,9) OBP: 0.235, SLG: 0.397	K				G6-3				K	3 0 0 0 0 2 0										
Luis Matos, R (1,8) OBP: 0.329, SLG: 0.359	K					F8			K	3 0 0 0 0 2 0										
Larry Bigbie, L (1,7) OBP: 0.317, SLG: 0.389					F7				P5	3 0 0 0 0 1 0										
Sal Fasano, R (1,2) OBP: 0.311, SLG: 0.484									P6	2 1 1 1 0 1 0										
B.J. Surhoff, L (8, PH) OBP: 0.287, SLG: 0.402										1 0 0 0 0 0 0										
Eli Whiteside, R (8, 2) OBP: 0.375, SLG: 0.375					HR					0 0 0 0 0 0 0										
<b>Inning Stats</b>	R: 0 E: 0 K: 0 S: 12	H: 0 LOB: 1 BB: 1 P: 21	R: 0 E: 0 K: 2 S: 11	H: 0 LOB: 0 BB: 0 P: 18	R: 1 E: 0 K: 1 S: 10	H: 1 LOB: 0 BB: 0 P: 13	R: 1 E: 0 K: 0 S: 8	H: 1 LOB: 0 BB: 0 P: 10	R: 0 E: 0 K: 2 S: 10	H: 0 LOB: 0 BB: 0 P: 15	R: 0 E: 0 K: 1 S: 8	H: 1 LOB: 0 BB: 0 P: 13	R: 0 E: 0 K: 2 S: 9	H: 0 LOB: 0 BB: 0 P: 15	R: 0 E: 0 K: 2 S: 9	H: 1 LOB: 1 BB: 0 P: 13	1B: 1 2B: 1 3B: 0 HR: 2	SF: 0 SAC: 0 DP: 1 HBP: 0	WP: 0 PB: 0 SB: 0 CS: 0	PA: 31
<b>PITCHER</b>	IP WLS BF H R ER SO BB IBB HBP BLK WP HR S P ERA WHIP											IP WLS BF H R ER SO BB IBB HBP BLK WP HR S P ERA WHIP								
Casey Fossum, L (1,1) ERA: 3.94	6.1 W 22 3 2 2 6 1 0 0 0 0 0 2 61 93 2.84 0.632																			
54 Chad Orvella, R (7,1) ERA: 4.1	0.2 H 2 0 0 0 2 0 0 0 0 0 0 0 6 8 0.00 0.000																			
Joe Borowski, R (8,1) ERA: 4.32	1.0 H 3 0 0 0 1 0 0 0 0 0 0 0 9 15 0.00 0.000																			
Travis Harper, R (9,1) ERA: 7.24	1.0 4 1 0 0 2 0 0 0 0 0 0 0 9 13 0.00 1.000																			

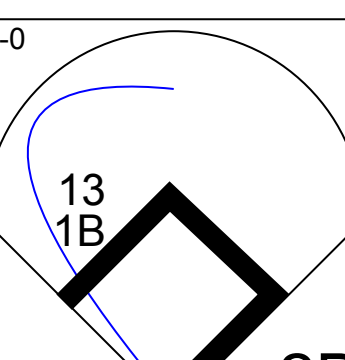
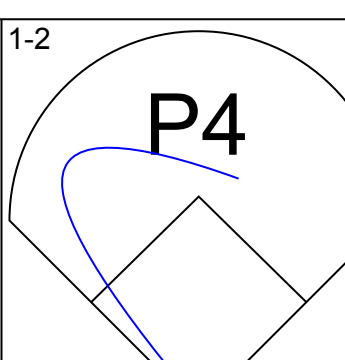
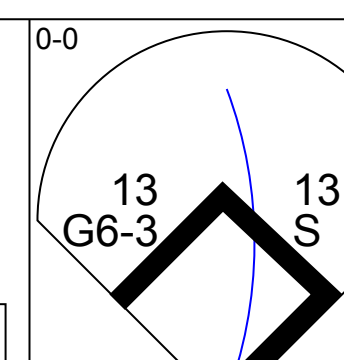
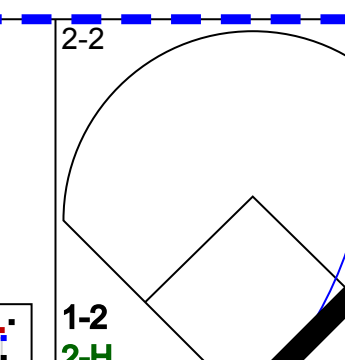
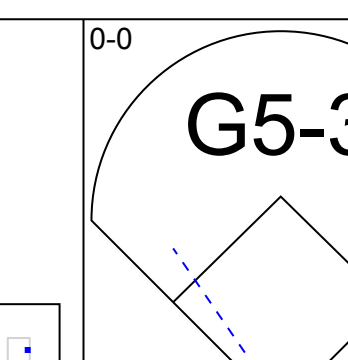
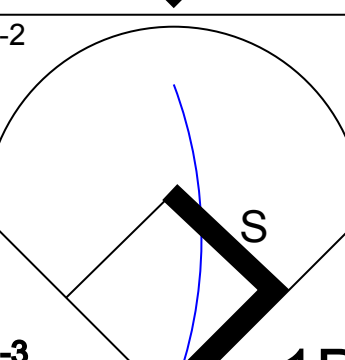
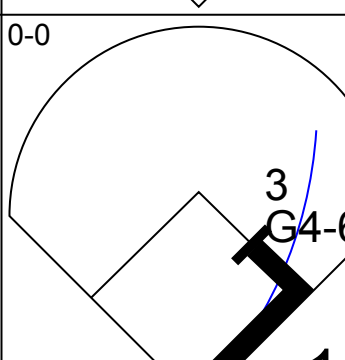
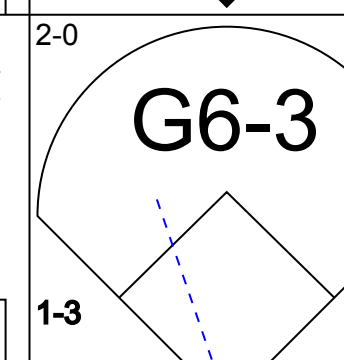
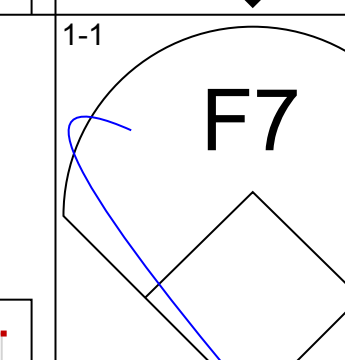
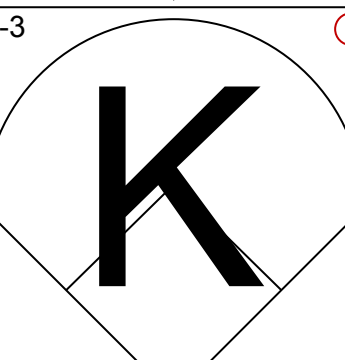
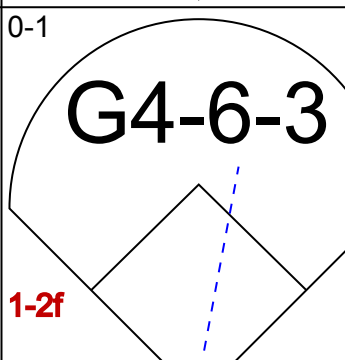
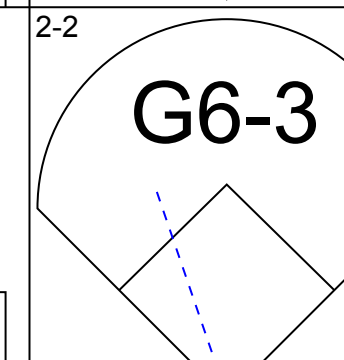
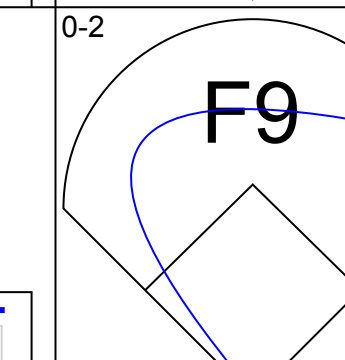
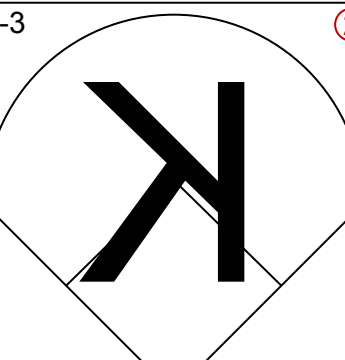

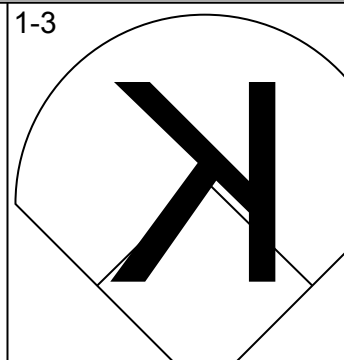
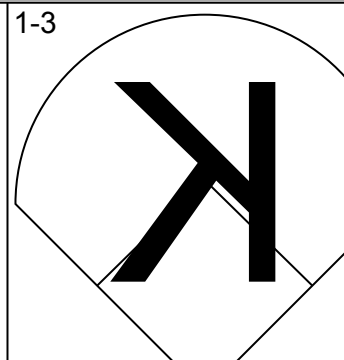
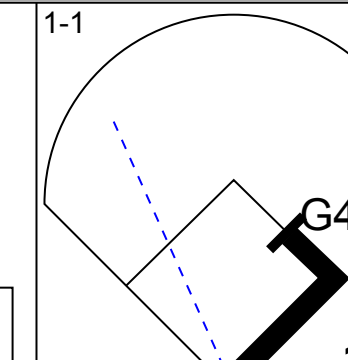
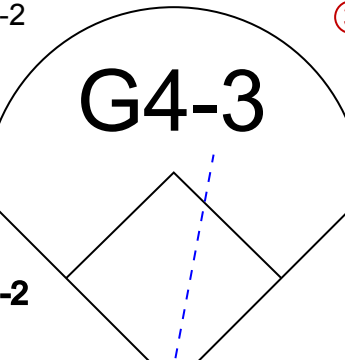
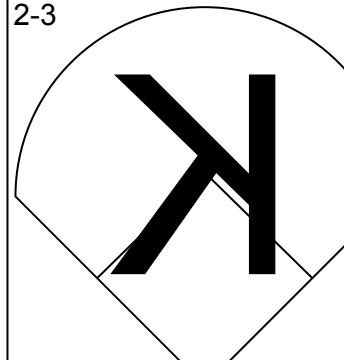
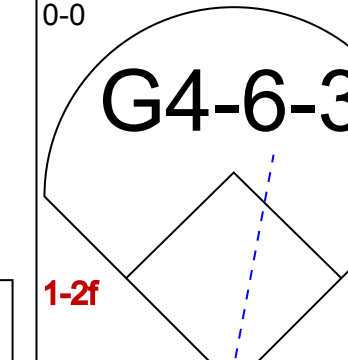
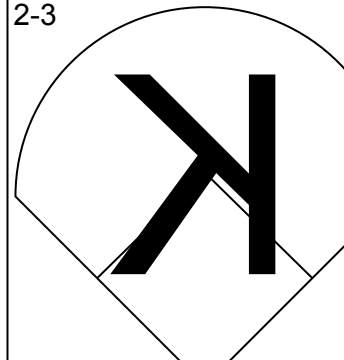
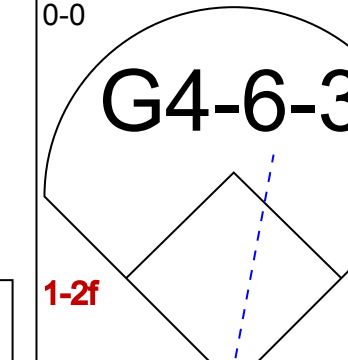
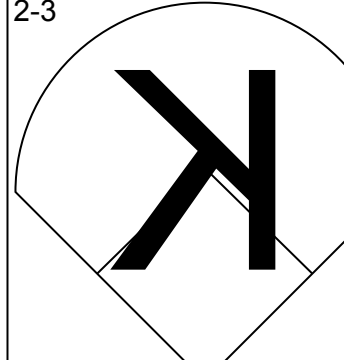
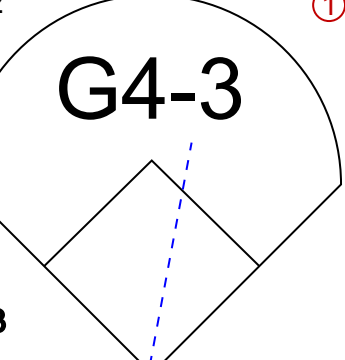
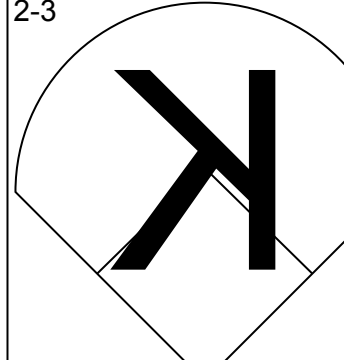


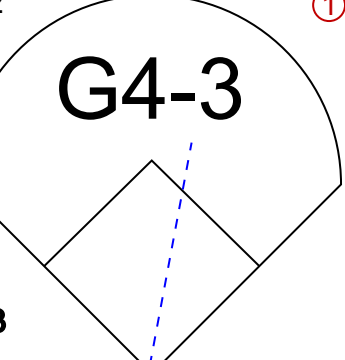
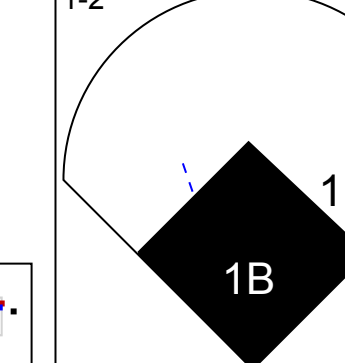

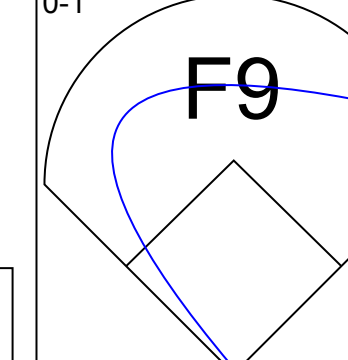
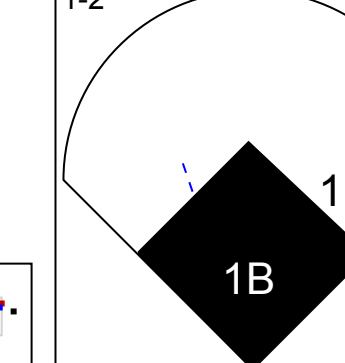
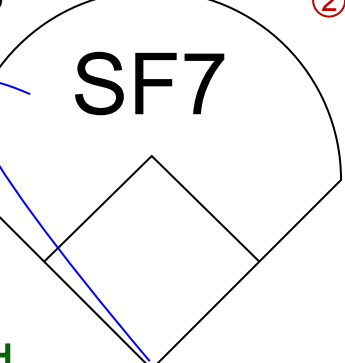
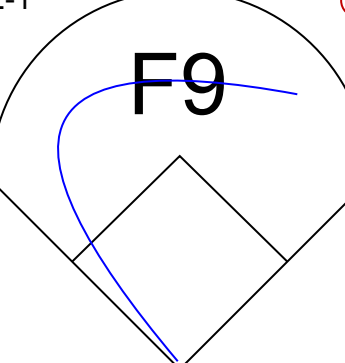

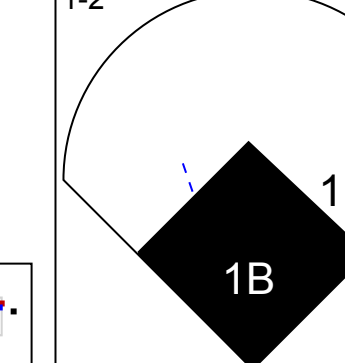
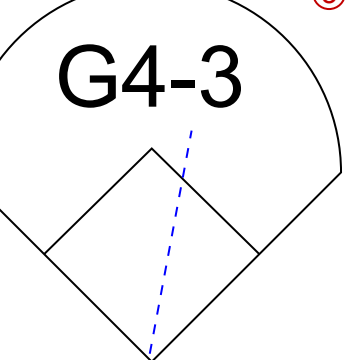


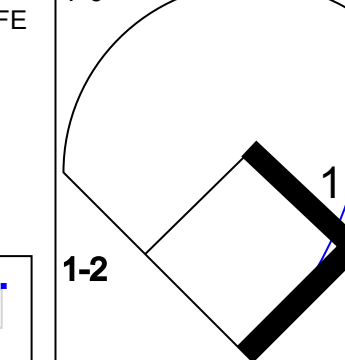
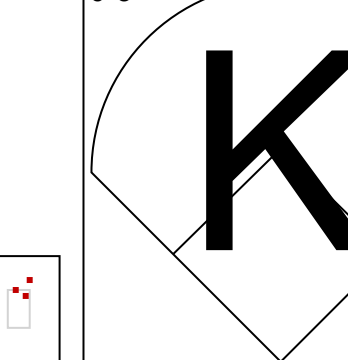
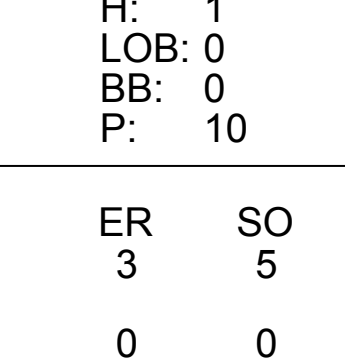
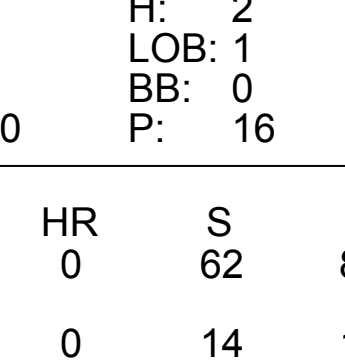
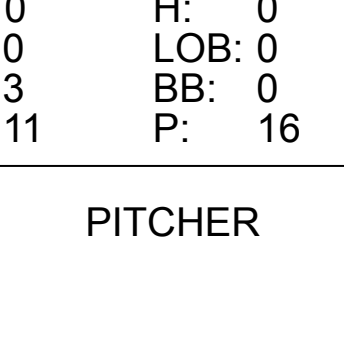
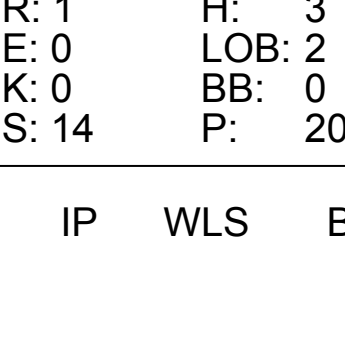
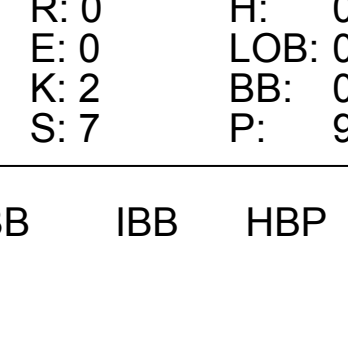





Batter	1	2	3	4	5	6	7	8	9	AB R H RBI BB SO LOB	BOTTOM									
Julio Lugo, R (1,6) OBP: 0.346, SLG: 0.380	13 1B 2B		F8	FC6-2			3 1B FC1 FC4-2 1B	K		5 0 2 0 0 1 4	<b>Baltimore Orioles @ Tampa Bay Devil Rays</b> Tropicana Field, St. Petersburg, FL Sun Jul 24 2005, 2:15 PM EDT Att: 20,129 - Dome - 72 F <a href="http://livebaseballscorecards.com">livebaseballscorecards.com</a>									
13 Carl Crawford, L (1,7) OBP: 0.313, SLG: 0.442			K	K2-3			FC1 FC4-2 3 1B WP	HR		5 2 2 2 0 2 4										
3 Jorge Cantu, R (1,4) OBP: 0.322, SLG: 0.491	K						WP FC4-2 1B	P4		5 0 3 1 0 1 2										
31 Jonny Gomes, R (1,9) OBP: 0.368, SLG: 0.548	F7						FC4-2 WP			3 0 0 0 0 1 4										
Travis Lee, L (7, PH) OBP: 0.313, SLG: 0.329	F7						FC4-2 WP			1 0 0 0 0 0 3										
Aubrey Huff, L (1,3) OBP: 0.321, SLG: 0.406	F8						FC4-2 WP			4 0 0 0 0 2 5										
Joey Gathright, L (8,9) OBP: 0.333, SLG: 0.344	F8						K			0 0 0 0 0 0 0										
Eduardo Perez, R (1,10) OBP: 0.346, SLG: 0.468	G5-3									2 1 0 0 1 0 1										
Pete Laforest, L (7, PH) (8, 10)										0 0 0 0 1 0 0										
Alex Gonzalez, R (1,5) OBP: 0.324, SLG: 0.395	G1-3						F8	K		4 1 1 0 0 1 3										
Toby Hall, R (1,2) OBP: 0.309, SLG: 0.365	K									4 0 2 1 0 1 0										
Damon Hollins, R (1,8) OBP: 0.335, SLG: 0.486							G4-6-3 1B			4 2 3 0 0 0 1										
<b>Inning Stats</b>	R: 0 E: 0 K: 1 S: 10	H: 2 LOB: 2 BB: 0 P: 13	R: 0 E: 0 K: 1 S: 10	H: 0 LOB: 0 BB: 0 P: 14	R: 1 E: 0 K: 2 S: 16	H: 2 LOB: 1 BB: 0 P: 22	R: 2 E: 1 K: 1 S: 12	H: 3 LOB: 2 BB: 1 P: 19	R: 0 E: 0 K: 0 S: 9	H: 1 LOB: 1 BB: 0 P: 14	R: 0 E: 0 K: 0 S: 8	H: 1 LOB: 0 BB: 0 P: 14	R: 1 E: 0 K: 2 S: 14	H: 2 LOB: 3 BB: 1 P: 22	R: 2 E: 0 K: 1 S: 9	H: 2 LOB: 0 BB: 0 P: 14	1B: 9 2B: 3 3B: 0 HR: 1	SF: 0 SAC: 0 DP: 1 HBP: 0	WP: 1 PB: 0 SB: 1 CS: 0	PA: 39
<b>PITCHER</b>	IP WLS BF H R ER SO BB IBB HBP BLK WP HR S P ERA WHIP											IP WLS BF H R ER SO BB IBB HBP BLK WP HR S P ERA WHIP								
45 Erik Bedard, L (1,1) ERA: 2.11	6.0 L 27 9 3 3 3 0 1 0 0 0 0 0 65 96 4.50 1.667																			
Todd Williams, R (7,1) ERA: 3.32	0.1 4 2 1 1 0 0 0 0 0 0 0 0 8 11 27.00 6.000																			
Tim Byrdak, L (7,1) ERA: 3.0	0.1 1 0 0 0 1 0 0 0 0 0 1 0 3 3 0.00 0.000																			
37 Chris Ray, R (7,1) ERA: 0.5	0.1 2 0 0 0 1 0 1 0 0 0 0 0 3 8 0.00 0.000																			
Jason Grimsley, R (8,1) ERA: 13.5	1.0 5 2 2 2 1 0 0 0 0 0 0 1 9 14 18.00 2.000																			



Batter	1	2	3	4	5	6	7	8	9	10	AB	R	H	RBI	BB	SO	LOB	TOP						
18 Johnny Damon, L OBP: 0.377, SLG: 0.480			G4-3		P6						5	1	2	2	0	1	1	<b>Boston Red Sox @ Tampa Bay Devil Rays</b> Tropicana Field, St. Petersburg, FL Mon Jul 25 2005, 7:05 PM EDT Att. 21,550 - Dome - 72 F						
Edgar Renteria, R OBP: 0.332, SLG: 0.380			G5-3								5	0	1	0	0	2	3							
34 David Ortiz, L OBP: 0.362, SLG: 0.566											4	0	1	0	1	1	2							
Manny Ramirez, R OBP: 0.371, SLG: 0.571					G5-3						4	1	0	0	1	1	5							
Trot Nixon, L OBP: 0.373, SLG: 0.481											5	0	2	0	0	0	1							
Jason Vartek, S OBP: 0.375, SLG: 0.534											4	0	1	0	1	2	2							
Kevin Millar, R OBP: 0.365, SLG: 0.379											4	0	0	0	0	3	4							
John Olerud, L OBP: 0.329, SLG: 0.391											1	0	1	0	0	0	0							
Bill Mueller, S OBP: 0.378, SLG: 0.392											5	0	1	1	0	0	2							
Tony Graffanino, R OBP: 0.383, SLG: 0.394											3	1	2	0	1	0	2							
Adam Stern, L OBP: 0.429, SLG: 0.833											0	0	0	0	0	0	0							
13 Alex Cora, L OBP: 0.247, SLG: 0.281											0	0	0	0	0	0	0							
<b>Inning Stats</b>	R: 0 E: 0 K: 2 S: 15	H: 0 LOB: 0 BB: 0 P: 17	R: 1 E: 0 K: 1 S: 17	H: 1 LOB: 2 BB: 2 P: 32	R: 0 E: 0 K: 1 S: 9	H: 1 LOB: 1 BB: 0 P: 12	R: 0 E: 0 K: 2 S: 10	H: 1 LOB: 1 BB: 0 P: 13	R: 0 E: 0 K: 1 S: 7	H: 1 LOB: 1 BB: 0 P: 9	R: 0 E: 0 K: 1 S: 14	H: 1 LOB: 1 BB: 0 P: 23	R: 2 E: 0 K: 1 S: 12	H: 2 LOB: 1 BB: 1 P: 25	R: 0 E: 0 K: 1 S: 7	H: 0 LOB: 0 BB: 0 P: 12	R: 0 E: 0 K: 0 S: 9	H: 2 LOB: 3 BB: 1 P: 18	R: 0 E: 0 K: 1 S: 9	H: 2 LOB: 1 BB: 0 P: 16	1B: 9 2B: 1 3B: 0 HR: 1	SF: 0 SAC: 0 DP: 0 HBP: 0	WP: 1 PB: 0 SB: 1 CS: 0	PA: 44
<b>PITCHER</b>	IP	WLS	BF	H	R	ER	SO	BB	IBB	HBP	BLK	WP	HR	S	P	ERA	WHIP							
Doug Waechter, R ERA: 5.3	(1.1)	5.2	24	5	1	1	7	2	0	0	0	0	0	68	99	1.59	1.235							
54 Chad Orvella, R ERA: 4.33	(6.1)	0.2	H	2	0	0	0	0	0	0	0	0	0	6	12	0.00	0.000							
Travis Harper, R ERA: 7.41	(7.1)	0.0	B	3	2	2	2	0	1	0	0	1	1	3	10	∞	∞							
Trever Miller, L ERA: 4.5	(7.1)	1.1	A	4	0	0	1	0	0	0	0	0	0	11	16	0.00	0.000							
Jesus Colome, R ERA: 6.27	(8.1)	2.1	W	11	4	0	2	1	0	0	0	0	0	21	40	0.00	2.143							

AB	40
R	3
H	11
RBI	3
BB	4
SO	10
LOB	22



Batter	1	2	3	4	5	6	7	8	9	10	AB	R	H	RBI	BB	SO	LOB	BOTTOM						
Julio Lugo, R OBP: 0.351, SLG: 0.386											5	0	3	1	0	0	0	<b>Boston Red Sox @ Tampa Bay Devil Rays</b> Tropicana Field, St. Petersburg, FL Mon Jul 25 2005, 7:05 PM EDT Att. 21,550 - Dome - 72 F						
13 Carl Crawford, L OBP: 0.316, SLG: 0.444											5	0	3	0	0	0	3							
3 Jorge Cantu, R OBP: 0.317, SLG: 0.485											5	1	0	0	0	1	7							
31 Jonny Gomes, R OBP: 0.362, SLG: 0.534											5	0	1	0	0	2	3							
Aubrey Huff, L OBP: 0.322, SLG: 0.409											5	1	2	1	0	1	3							
Alex Gonzalez, R OBP: 0.328, SLG: 0.410											4	1	2	0	0	1	1							
Damon Hollins, R OBP: 0.333, SLG: 0.486											4	0	1	1	0	0	2							
Toby Hall, R OBP: 0.310, SLG: 0.366											2	0	1	1	0	0	1							
Joey Gathright, L OBP: 0.335, SLG: 0.344											0	1	0	0	0	0	0							
Pete Laforest, L OBP: 0.344											1	0	0	0	0	1	0							
Nick Green, R OBP: 0.343, SLG: 0.374											4	0	1	0	0	1	0							
<b>Inning Stats</b>	R: 0 E: 0 K: 2 S: 14	H: 2 LOB: 2 BB: 0 P: 16	R: 1 E: 0 K: 0 S: 6	H: 1 LOB: 0 BB: 0 P: 10	R: 0 E: 0 K: 0 S: 7	H: 1 LOB: 1 BB: 0 P: 8	R: 1 E: 0 K: 0 S: 10	H: 2 LOB: 1 BB: 0 P: 16	R: 0 E: 0 K: 0 S: 8	H: 1 LOB: 1 BB: 0 P: 13	R: 0 E: 0 K: 3 S: 11	H: 0 LOB: 0 BB: 0 P: 16	R: 1 E: 0 K: 0 S: 14	H: 3 LOB: 2 BB: 0 P: 20	R: 0 E: 0 K: 0 S: 6	H: 2 LOB: 1 BB: 0 P: 7	R: 0 E: 0 K: 2 S: 7	H: 0 LOB: 0 BB: 0 P: 9	R: 1 E: 0 K: 0 S: 8	H: 2 LOB: 1 BB: 0 P: 9	1B: 9 2B: 5 3B: 0 HR: 0	SF: 1 SAC: 0 DP: 2 HBP: 0	WP: 0 PB: 0 SB: 2 CS: 0	PA: 41
<b>PITCHER</b>	IP	WLS	BF	H	R	ER	SO	BB	IBB	HBP	BLK	WP	HR	S	P	ERA	WHIP							
David Wells, L ERA: 4.57	(1.1)	6.1	27	9	3	3	5	0	0	0	0	0	0	62	88	4.26	1.421							
50 Mike Timlin, R ERA: 1.44	(7.1)	1.2	B	7	3	0	0	0	0	0	0	0	0	14	18	0.00	1.800							
38 Curt Schilling, R ERA: 6.84	(9.1)	1.2	L	7	2	1	2	0	0	0	0	0	0	15	18	5.40	1.200							

AB	40
R	4
H	14
RBI	4
BB	0
SO	7
LOB	20









Batter	1	2	3	4	5	6	7	8	9	AB	R	H	RBI	BB	SO	LOB	TOP								
18 Johnny Damon, L (1, 8) OBP: 0.380, SLG: 0.489	F8			G3-6-1 BB	K2-3		K			4	1	1	0	0	2	1	<b>Boston Red Sox @ Tampa Bay Devil Rays</b> Tropicana Field, St. Petersburg, FL Wed Jul 27 2005, 4:15 PM EDT Att: 22,079 - Dome - 72 F <a href="http://livebaseballscorecards.com">livebaseballscorecards.com</a>								
Edgar Renteria, R (1, 6) OBP: 0.335, SLG: 0.378	K			G3-6-1 BB				CS BB		1	1	0	0	3	1	0									
34 David Ortiz, L (1, 10) OBP: 0.379, SLG: 0.559	K			G3-6-1 BB			P2	P6		3	0	0	0	1	1	2									
John Olerud, L (1, 3) OBP: 0.313, SLG: 0.373				G3-6-1			SF8	K		3	0	0	1	0	1	3									
Bill Mueller, S (1, 5) OBP: 0.380, SLG: 0.400	K			L7					2B	4	1	2	0	0	1	1									
Kevin Millar, R (1, 7) OBP: 0.372, SLG: 0.387 Adam Hyzdu, R (9, PR) OBP: 0.200, SLG: 0.154	K				F7				2B	3	0	1	1	1	1	0									
13 Alex Cora, L (1, 4) OBP: 0.247, SLG: 0.297				G4-3	HR		G3		2B	4	1	1	1	0	0	3									
Doug Mirabeli, R (1, 2) OBP: 0.298, SLG: 0.400	F9									4	0	1	0	0	2	2									
Adam Stern, L (1, 9) OBP: 0.250, SLG: 0.455	K						G4-3	L3		4	0	0	0	0	2	3									
<b>Inning Stats</b>	R: 0 E: 0 K: 2 S: 10	H: 0 LOB: 0 BB: 0 P: 17	R: 0 E: 0 K: 2 S: 11	H: 0 LOB: 0 BB: 0 P: 15	R: 0 E: 0 K: 1 S: 9	H: 0 LOB: 0 BB: 0 P: 15	R: 1 E: 0 K: 0 S: 14	H: 1 LOB: 1 BB: 2 P: 27	R: 1 E: 0 K: 2 S: 11	H: 2 LOB: 1 BB: 0 P: 18	R: 1 E: 0 K: 0 S: 16	H: 1 LOB: 2 BB: 2 P: 29	R: 0 E: 0 K: 2 S: 8	H: 0 LOB: 0 BB: 0 P: 11	R: 0 E: 0 K: 1 S: 5	H: 0 LOB: 0 BB: 1 P: 12		R: 1 E: 0 K: 1 S: 9	H: 2 LOB: 2 BB: 0 P: 12	1B: 3 2B: 2 3B: 0 HR: 1	SF: 1 SAC: 0 DP: 1 HBP: 0	WP: 0 PB: 1 SB: 1 CS: 1	PA: 36		
<b>PITCHER</b>	IP	WLS	BF	H	R	ER	SO	BB	IBB	HBP	BLK	WP	HR	S	P	ERA	WHIP								
37 Seth McClung, R (1, 1) ERA: 6.83	6.0	L	25	4	3	2	7	4	0	0	0	0	1	71	121	3.00	1.333								
Treyver Miller, L (7, 1) ERA: 4.1	2.0		6	0	0	0	3	1	0	0	0	0	0	13	23	0.00	0.500								
Jesus Colome, R (9, 1) ERA: 6.41	1.0		5	2	1	1	1	0	0	0	0	0	0	9	12	9.00	2.000								

Batter	1	2	3	4	5	6	7	8	9	AB	R	H	RBI	BB	SO	LOB	BOTTOM								
Joey Gathright, L (1, 8) OBP: 0.303, SLG: 0.310 Eduardo Perez, R (9, PH) OBP: 0.352, SLG: 0.468	F8		F8		G5-3		K		BB	4	0	0	0	0	1	1	<b>Boston Red Sox @ Tampa Bay Devil Rays</b> Tropicana Field, St. Petersburg, FL Wed Jul 27 2005, 4:15 PM EDT Att: 22,079 - Dome - 72 F <a href="http://livebaseballscorecards.com">livebaseballscorecards.com</a>								
13 Carl Crawford, L (1, 7) OBP: 0.316, SLG: 0.441	FC6-4 1B		F8		F8			F7	G3	5	0	1	0	0	0	3									
Julio Lugo, R (1, 6) OBP: 0.355, SLG: 0.388	K		G5-3				K	S BB		3	0	0	0	1	2	1									
3 Jorge Cantu, R (1, 5) OBP: 0.315, SLG: 0.481	FC6-4				1B PB		P6	F8		4	1	1	0	0	0	2									
Travis Lee, L (1, 3) OBP: 0.322, SLG: 0.342								F7		4	0	3	0	0	0	1									
Damon Hollins, R (1, 9) OBP: 0.333, SLG: 0.480	F7				F8		P5		G6-3	4	0	0	0	0	0	3									
31 Jonny Gomes, R (1, 10) OBP: 0.348, SLG: 0.511					F9			K	G5-3	4	0	1	0	0	1	1									
Toby Hall, R (1, 2) OBP: 0.309, SLG: 0.362 Pete Laforest, L (9, PH) OBP: 0.333, SLG: 0.200					P3		G6-3		BB BB	2	0	0	0	1	0	1									
Nick Green, R (1, 4) OBP: 0.343, SLG: 0.371 Aubrey Huff, L (9, PH) OBP: 0.327, SLG: 0.422 Alex Gonzalez, R (9, PH) OBP: 0.333, SLG: 0.412									BB BB	0	0	0	0	0	0	0									
					P4				BB	0	0	0	0	1	0	0									
<b>Inning Stats</b>	R: 0 E: 0 K: 1 S: 12	H: 1 LOB: 1 BB: 0 P: 15	R: 0 E: 0 K: 0 S: 16	H: 2 LOB: 2 BB: 1 P: 24	R: 0 E: 0 K: 0 S: 5	H: 0 LOB: 0 BB: 0 P: 7	R: 1 E: 0 K: 0 S: 12	H: 2 LOB: 1 BB: 0 P: 17	R: 0 E: 0 K: 1 S: 13	H: 1 LOB: 1 BB: 0 P: 18	R: 0 E: 0 K: 2 S: 10	H: 0 LOB: 1 BB: 1 P: 17	R: 0 E: 0 K: 0 S: 12	H: 0 LOB: 1 BB: 1 P: 19	R: 0 E: 0 K: 0 S: 15	H: 1 LOB: 3 BB: 2 P: 25	1B: 7 2B: 0 3B: 0 HR: 0	SF: 0 SAC: 0 DP: 0 HBP: 0	WP: 0 PB: 1 SB: 1 CS: 1	PA: 38					
<b>PITCHER</b>	IP	WLS	BF	H	R	ER	SO	BB	IBB	HBP	BLK	WP	HR	S	P	ERA	WHIP								
49 Tim Wakefield, R (1, 1) ERA: 4.19	7.1		30	6	1	0	4	3	0	0	0	0	0	10	14	0.00	0.750								
Chad Bradford, R (8, 1) ERA: 4.91	1.1	H	5	1	0	0	0	0	0	0	0	0	0	2	6	∞	∞								
Mike Myers, L (9, 1) ERA: 2.49	0.0		1	0	0	0	0	1	0	0	0	0	0	2	6	∞	∞								
38 Curt Schilling, R (9, 1) ERA: 6.59	0.1	S	2	0	0	0	0	1	0	0	0	0	0	8	12	0.00	3.000								







Batter	1	2	3	4	5	6	7	8	9	AB	R	H	RBI	BB	SO	LOB	TOP										
9 David DeJesus, L (1, 8) OBP: 0.364, SLG: 0.446	2-2 G6-3 1B		1-3 K		2-3 K			0-0 1B 2B		4	1	2	1	0	2	3	<b>Kansas City Royals @ Tampa Bay Devil Rays</b> Tropicana Field, St. Petersburg, FL Fri Jul 29 2005, 7:15 PM EDT Att: 12,250 - Dome - 72 F <a href="http://livebaseballscorecards.com">livebaseballscorecards.com</a>										
Chip Ambres, R (1, 7) OBP: 0.500, SLG: 0.600 Terrence Long, L (8, PH) OBP: 0.320, SLG: 0.391	3-2 G6-3 1-2		3-3 K		0-0 B2			3-1 1B 1B		3	0	0	0	0	1	3											
29 Mike Sweeney, R (1, 10) OBP: 0.355, SLG: 0.556	2-2 G4-3			1-2 F7		0-0 F9		3-1 1B 1B		4	0	1	0	0	0	0											
Emil Brown, R (1, 9) OBP: 0.349, SLG: 0.443		1-2 G6-3		2-2 1B		1-3 K		2-1 1B 1B		4	0	2	1	0	1	0											
Matt Stairs, L (1, 3) OBP: 0.360, SLG: 0.438		1-1 G1-3		3-3 K			3-2 G3-1	3-2 G3		4	0	0	0	0	1	3											
4 Angel Berroa, R (1, 6) OBP: 0.298, SLG: 0.363		1-2 P1		2-0 G5-3			0-1 F9	0-1 G4-3		4	0	0	0	0	0	3											
Donnie Murphy, R (1, 4) OBP: 0.367, SLG: 0.462			2-2 P3		1-1 G4-6-3 1B		3-1 L3		1-1 G5-3	4	0	1	0	0	0	0											
Alberto Castillo, R (1, 2) OBP: 0.290, SLG: 0.323 Ruben Gotay, S (9, PH) OBP: 0.294, SLG: 0.353			4-1 BB		0-2 G4-6-3 1B			1-2 9 2B 1B	0-1 F9	2	1	2	0	1	0	0											
Joe McEwing, R (1, 5) OBP: 0.270, SLG: 0.312 24 Mark Teahen, L (9, PH) OBP: 0.307, SLG: 0.375			3-2 E5		0-1 G4-6-3			1-0 L5	3-3 K	3	0	0	0	0	0	4											
			1-2		1-2 2-3					1	0	0	0	0	1	0											
<b>Inning Stats</b>	R: 0 E: 0 K: 0 S: 10	H: 1 LOB: 0 BB: 0 P: 17	R: 0 E: 0 K: 0 S: 8	H: 0 LOB: 0 BB: 0 P: 11	R: 0 E: 1 K: 2 S: 16	H: 0 LOB: 2 BB: 1 P: 29	R: 0 E: 0 K: 1 S: 11	H: 1 LOB: 1 BB: 0 P: 19	R: 0 E: 0 K: 1 S: 5	H: 0 LOB: 0 BB: 0 P: 6	R: 0 E: 0 K: 0 S: 7	H: 0 LOB: 0 BB: 0 P: 13	R: 3 E: 0 K: 0 S: 19	H: 5 LOB: 2 BB: 0 P: 30	R: 0 E: 0 K: 1 S: 7	H: 0 LOB: 0 BB: 0 P: 11	1B: 8 2B: 1 3B: 0 HR: 0	SF: 0 SAC: 0 DP: 2 HBP: 0	WP: 0 PB: 0 SB: 0 CS: 0	PA: 36							
<b>PITCHER</b>	IP	WLS	BF	H	R	ER	SO	BB	IBB	HBP	BLK	WP	HR	S	P	ERA	WHIP										
Casey Fossum, L (1, 1) ERA: 3.83	7.1	W	28	6	2	2	5	1	0	0	0	0	0	72	115	2.46	0.955										
Travis Harper, R (8, 1) ERA: 7.54	0.0		1	1	0	0	0	0	0	0	0	0	0	2	5	∞	∞										
Joe Borowski, R (8, 1) ERA: 3.93	0.2	H	4	2	1	1	0	0	0	0	0	0	0	12	18	13.50	3.000										
Danys Baez, R (9, 1) ERA: 3.11	1.0	S	3	0	0	0	1	0	0	0	0	0	0	7	11	0.00	0.000										

Batter	1	2	3	4	5	6	7	8	9	AB	R	H	RBI	BB	SO	LOB	BOTTOM										
Julio Lugo, R (1, 6) OBP: 0.354, SLG: 0.388	0-0 3 F9 13 1B HR		2-1 G4-3		0-0 F8		1-2 3 1B 1B	1-0 G6-4-3		5	2	2	0	0	0	2	<b>Kansas City Royals @ Tampa Bay Devil Rays</b> Tropicana Field, St. Petersburg, FL Fri Jul 29 2005, 7:15 PM EDT Att: 12,250 - Dome - 72 F <a href="http://livebaseballscorecards.com">livebaseballscorecards.com</a>										
13 Carl Crawford, L (1, 7) OBP: 0.316, SLG: 0.445	0-1 HR	1-2 L6		1-1 F8		1-0 F7	0-1 G4-3			5	1	1	0	0	0	3											
3 Jorge Cantu, R (1, 4) OBP: 0.319, SLG: 0.484	0-1 F9		1-2 G5-3		2-2 G6-4-3 1B		2-2 1B 1B			4	0	2	0	0	0	2											
Aubrey Huff, L (1, 10) OBP: 0.330, SLG: 0.433	2-1 HR		4-2 31 BB 1B BB		2-2 G6-4-3		0-1 1B 1B			3	1	2	4	1	0	1											
Damon Hollins, R (1, 8) OBP: 0.331, SLG: 0.472	0-2 P6		0-0 31 BB 1B		0-2 F9		0-3 K			4	0	1	0	0	1	2											
Travis Lee, L (1, 3) OBP: 0.323, SLG: 0.344	4-2 31 WP 1B BB		0-2 F7		2-2 G4-3		1-2 G4-3			3	1	0	0	1	0	4											
31 Jonny Gomes, R (1, 9) ERA: 4.37 Joey Gathright, L (8, PR) OBP: 0.303, SLG: 0.310	2-2 BLK 1B		4-0 BB BB		4-1 G4-3 BB		3-2 1B E 1B			2	0	2	1	2	0	0											
Pete Laforest, L (1, 2) OBP: 0.222, SLG: 0.125 Toby Hall, R (8, PH) OBP: 0.317, SLG: 0.378	2-3 K		2-1 P6		1-1 G4-3		1-2 G6-4-3 E 1B			3	0	0	0	0	1	5											
Alex Gonzalez, R (1, 5) OBP: 0.326, SLG: 0.402			0-3 K		1-0 G5-3		2-3 K	2-2 E6 G6-4-3		4	0	0	1	0	2	2											
										1B: 10 2B: 0 3B: 0 HR: 1	SF: 0 SAC: 0 DP: 2 HBP: 0	WP: 1 PB: 0 SB: 0 CS: 0	PA: 38														
<b>Inning Stats</b>	R: 4 E: 0 K: 1 S: 18	H: 4 LOB: 1 BB: 1 P: 28	R: 0 E: 0 K: 1 S: 8	H: 0 LOB: 0 BB: 0 P: 11	R: 0 E: 0 K: 0 S: 12	H: 1 LOB: 3 BB: 2 P: 23	R: 0 E: 0 K: 0 S: 4	H: 0 LOB: 0 BB: 0 P: 6	R: 0 E: 0 K: 1 S: 13	H: 1 LOB: 1 BB: 0 P: 17	R: 0 E: 0 K: 1 S: 12	H: 0 LOB: 1 BB: 1 P: 21	R: 1 E: 0 K: 1 S: 22	H: 3 LOB: 2 BB: 0 P: 26	R: 1 E: 1 K: 0 S: 17	H: 2 LOB: 2 BB: 0 P: 24	1B: 10 2B: 0 3B: 0 HR: 1	SF: 0 SAC: 0 DP: 2 HBP: 0	WP: 1 PB: 0 SB: 0 CS: 0	PA: 38							
<b>PITCHER</b>	IP	WLS	BF	H	R	ER	SO	BB	IBB	HBP	BLK	WP	HR	S	P	ERA	WHIP										
D.J. Carrasco, R (1, 1) ERA: 4.37	6.0	L	27	6	4	4	3	4	0	0	1	1	0	67	106	6.00	1.667										
46 Juan Carlos Oviedo, R (7, 1) ERA: 7.17	1.0		6	3	1	1	1	0	0	0	0	0	0	22	26	9.00	3.000										
Andrew Sisco, L (8, 1) ERA: 2.54	1.0		5	2	1	1	0	0	0	0	0	0	0	17	24	9.00	2.000										



Batter	1	2	3	4	5	6	7	8	9	AB	R	H	RBI	BB	SO	LOB	TOP			
9 David DeJesus, L (1, 8) OBP: 0.364, SLG: 0.448	0-2 2B		1-2 1B		1-1 F8		0-2 G4-3		2-3 K	5	0	2	0	0	1	1	<b>Kansas City Royals @ Tampa Bay Devil Rays</b> Tropicana Field, St. Petersburg, FL Sat Jul 30 2005, 6:15 PM EDT Att: 11,940 - Dome - 72 F <a href="http://livebaseballscorecards.com">livebaseballscorecards.com</a>			
Terrence Long, L (1, 7) OBP: 0.319, SLG: 0.400	1-0 F8		0-1 FC3-6 29 G6-3			0-1 HR	0-0 G4-3			4	1	1	1	0	0	3				
29 Mike Sweeney, R (1, 10) OBP: 0.354, SLG: 0.552	0-1 G5-3		0-0 G6-3			1-2 E5 2B		3-3 K		4	1	1	0	0	1	3				
Matt Stairs, L (1, 3) OBP: 0.358, SLG: 0.439	0-1 F8			1-0 L4		2-2 F8 4 SF9 2B		1-0 P5		4	1	1	1	0	0	1				
Emil Brown, R (1, 9)		1-2 F8		0-1 P3		1-1 F8		4-1 BB		3	0	0	0	1	0	1				
24 Mark Teahen, L (1, 5) OBP: 0.310, SLG: 0.374		0-0 F7		0-0 1B		4-0 SAFE BB		0-3 K		3	0	1	0	1	1	1				
4 Angel Berroa, R (1, 6) OBP: 0.297, SLG: 0.363		0-2 1B		0-3 K		0-2 SF9		3-2 P4		3	0	1	1	0	1	1				
Ruben Gotay, S (1, 4) OBP: 0.290, SLG: 0.348		2-3 K			1-1 G3	3-2 SAFE P4		2-2 L8		4	0	0	0	0	1	2				
Alberto Castillo, R (1, 2) OBP: 0.291, SLG: 0.316 Chip Ambres, R (9, PH) OBP: 0.520, SLG: 0.600			4-2 FC3-6 9 1B BB		3-2 F8		1-3 K	4-2 9 DI BB		2	0	0	0	1	1	0				
										0	0	0	0	1	0	0				
<b>Inning Stats</b>	R: 0 E: 0 K: 0 S: 9	H: 1 LOB: 1 BB: 0 P: 10	R: 0 E: 0 K: 1 S: 10	H: 1 LOB: 1 BB: 0 P: 13	R: 0 E: 0 K: 0 S: 8	H: 1 LOB: 1 BB: 1 P: 13	R: 0 E: 0 K: 1 S: 7	H: 0 LOB: 0 BB: 0 P: 8	R: 0 E: 0 K: 0 S: 7	H: 0 LOB: 0 BB: 0 P: 12	R: 3 E: 1 K: 0 S: 21	H: 3 LOB: 1 BB: 1 P: 32	R: 0 E: 0 K: 2 S: 8	H: 0 LOB: 1 BB: 1 P: 16	R: 0 E: 0 K: 1 S: 12	H: 0 LOB: 1 BB: 1 P: 23	1B: 4 2B: 2 3B: 0 HR: 1	SF: 1 SAC: 0 DP: 1 HBP: 0	WP: 0 PA: 37 CS: 0	
<b>PITCHER</b>	IP	WLS	BF	H	R	ER	SO	BB	IBB	HBP	BLK	WP	HR	S	P	ERA	WHIP			
Doug Waechter, R (1, 1) ERA: 5.28	5.1	W	24	7	3	3	2	2	0	0	0	0	1	53	76	5.06	1.688			
54 Chad Orvella, R (6, 1) ERA: 3.9	1.0	H	3	0	0	0	1	0	0	0	0	0	0	12	16	0.00	0.000			
Trever Miller, L (7, 1) ERA: 4.0	0.2	H	2	0	0	0	0	0	0	0	0	0	0	4	4	0.00	0.000			
Joe Borowski, R (8, 1) ERA: 3.72	1.0	H	4	0	0	0	2	1	0	0	0	0	0	8	16	0.00	1.000			
Jesus Colome, R (9, 1) ERA: 6.1	1.0		4	0	0	0	1	1	0	0	0	0	0	12	23	0.00	1.000			

Batter	1	2	3	4	5	6	7	8	9	AB	R	H	RBI	BB	SO	LOB	BOTTOM			
Julio Lugo, R (1, 6) OBP: 0.354, SLG: 0.392	0-1 G1-3	4-1 SAFE BB		1-1 1-H 3B		2-1 P3		2-3 K		4	0	1	1	1	1	2	<b>Kansas City Royals @ Tampa Bay Devil Rays</b> Tropicana Field, St. Petersburg, FL Sat Jul 30 2005, 6:15 PM EDT Att: 11,940 - Dome - 72 F <a href="http://livebaseballscorecards.com">livebaseballscorecards.com</a>			
13 Carl Crawford, L (1, 7) OBP: 0.313, SLG: 0.441	0-1 G4-3	1-0 G3		1-0 G6-3			1-3 K			4	0	0	0	0	1	4				
3 Jorge Cantu, R (1, 5) OBP: 0.316, SLG: 0.479 Alex Gonzalez, R (9, 5) OBP: 0.326, SLG: 0.402	1-1 F8		1-2 K		2-3 K		0-2 P4			4	0	0	0	0	2	0				
Aubrey Huff, L (1, 10) OBP: 0.329, SLG: 0.431		3-1 BB 2B 1B	3-2 G1		1-2 F9		1-3 K			4	1	1	0	0	1	0				
31 Jonny Gomes, R (1, 9) OBP: 0.371, SLG: 0.597		0-3 K	2-2 HR		2-1 HR			1-1 HR		4	3	3	3	0	1	1				
Travis Lee, L (1, 3) OBP: 0.322, SLG: 0.351		0-0 P6	3-2 P6		2-0 F8			1-1 SF7 3B		4	1	1	0	0	0	1				
Nick Green, R (1, 4) OBP: 0.342, SLG: 0.366		4-2 2B 1B BB		2-1 G4-3		0-1 F9		1-1 G5-3		3	1	0	0	1	0	1				
Toby Hall, R (1, 2) OBP: 0.320, SLG: 0.385		1-1 1B 2B		1-1 3B 1B		2-2 G6-3		1-1 SF7		3	1	2	2	0	0	0				
Joey Gathright, L (1, 8) OBP: 0.325, SLG: 0.360		1-2 BB 1B		0-3 K		0-0 3B		3-H 2-1 WP 1B		4	0	3	1	0	1	1				
										1B: 4 2B: 1 3B: 3 HR: 3	SF: 1 SAC: 0 DP: 0 HBP: 0	WP: 1 PA: 37 CS: 0								
<b>Inning Stats</b>	R: 0 E: 0 K: 0 S: 6	H: 0 LOB: 0 BB: 0 P: 7	R: 2 E: 0 K: 1 S: 16	H: 3 LOB: 3 BB: 2 P: 30	R: 1 E: 0 K: 1 S: 14	H: 1 LOB: 0 BB: 0 P: 23	R: 1 E: 0 K: 1 S: 10	H: 2 LOB: 1 BB: 0 P: 15	R: 1 E: 0 K: 0 S: 10	H: 1 LOB: 0 BB: 0 P: 17	R: 0 E: 0 K: 0 S: 9	H: 1 LOB: 1 BB: 0 P: 13	R: 0 E: 0 K: 2 S: 9	H: 0 LOB: 0 BB: 0 P: 11	R: 2 E: 0 K: 1 S: 13	H: 3 LOB: 1 BB: 0 P: 21	1B: 4 2B: 1 3B: 3 HR: 3	SF: 1 SAC: 0 DP: 0 HBP: 0	WP: 1 PA: 37 CS: 0	
<b>PITCHER</b>	IP	WLS	BF	H	R	ER	SO	BB	IBB	HBP	BLK	WP	HR	S	P	ERA	WHIP			
23 Zack Greinke, R (1, 1) ERA: 6.14	5.2	L	27	8	5	5	4	2	0	0	0	0	2	63	101	7.94	1.765			
Ambiorix Burgos, R (6, 1) ERA: 4.06	1.1		4	0	0	0	2	0	0	0	0	0	0	11	15	0.00	0.000			
Mike MacDougal, R (8, 1) ERA: 3.7	1.0		6	3	2	2	1	0	0	0	0	1	1	13	21	18.00	3.000			



Batter	1	2	3	4	5	6	7	8	9	AB	R	H	RBI	BB	SO	LOB	TOP				
9 David DeJesus, L (1, 8) OBP: 0.361, SLG: 0.445	G6-3		F7			G3		SF7		3	0	0	1	0	0	0	<b>Kansas City Royals @ Tampa Bay Devil Rays</b> Tropicana Field, St. Petersburg, FL Sun Jul 31 2005, 2:15 PM EDT Att: 12,119 - Dome - 72 F <a href="http://livebaseballscorecards.com">livebaseballscorecards.com</a>				
Chip Ambres, R (1, 7) OBP: 0.464, SLG: 0.522 Terrence Long, L (8, PH) OBP: 0.321, SLG: 0.402	E6					G6-3		1B		3	0	0	0	0	0	0					
29 Mike Sweeney, R (1, 10) OBP: 0.350, SLG: 0.545	F7					G4-3		G2		4	0	0	0	0	0	3					
Emil Brown, R (1, 9) OBP: 0.347, SLG: 0.439	FC6-4							G6-3		4	0	1	0	0	0	1					
4 Angel Berroa, R (1, 6) OBP: 0.295, SLG: 0.360			F8							4	0	0	0	0	1	1					
24 Mark Teahen, L (1, 5) OBP: 0.309, SLG: 0.372										4	1	1	0	0	2	0					
14 John Buck, R (1, 2) OBP: 0.279, SLG: 0.358										3	1	1	0	0	1	0					
Donnie Murphy, R (1, 4) OBP: 0.364, SLG: 0.429										2	0	0	0	1	0	2					
Joe McEwing, R (1, 3) OBP: 0.272, SLG: 0.313										3	0	1	1	0	0	1					
<b>Inning Stats</b>	R: 0 E: 1 K: 0 S: 9	H: 0 LOB: 1 BB: 0 P: 12	R: 0 E: 0 K: 1 S: 10	H: 0 LOB: 0 BB: 0 P: 15	R: 0 E: 0 K: 0 S: 7	H: 1 LOB: 1 BB: 0 P: 16	R: 0 E: 0 K: 1 S: 7	H: 0 LOB: 0 BB: 0 P: 10	R: 0 E: 0 K: 0 S: 8	H: 0 LOB: 0 BB: 0 P: 13	R: 0 E: 0 K: 0 S: 7	H: 0 LOB: 0 BB: 0 P: 10	R: 2 E: 0 K: 0 S: 11	H: 4 LOB: 2 BB: 0 P: 19	R: 0 E: 0 K: 2 S: 10	H: 0 LOB: 0 BB: 0 P: 15	1B: 3 2B: 2 3B: 0 HR: 0	SF: 1 SAC: 0 DP: 0 HBP: 0	WP: 0 PB: 0 SB: 0 CS: 1	PA: 33	
<b>PITCHER</b>	IP	WLS	BF	H	R	ER	SO	BB	IBB	HBP	BLK	WP	HR	S	P	ERA	WHIP				
Mark Hendrickson, L (1, 1) ERA: 6.75	7.1	W	27	4	2	2	2	1	0	0	0	0	0	65	102	2.46	0.682				
Trever Miller, L (8, 1) ERA: 3.95	0.1		1	0	0	0	0	0	0	0	0	0	0	2	4	0.00	0.000				
54 Chad Orvella, R (8, 1) ERA: 3.95	0.1		2	1	0	0	0	0	0	0	0	0	0	2	4	0.00	3.000				
Danys Baez, R (9, 1) ERA: 3.04	1.0		3	0	0	0	2	0	0	0	0	0	0	10	15	0.00	0.000				

Batter	1	2	3	4	5	6	7	8	9	AB	R	H	RBI	BB	SO	LOB	BOTTOM				
Julio Lugo, R (1, 6) OBP: 0.357, SLG: 0.399 Nick Green, R (9, 4) OBP: 0.342, SLG: 0.366										5	0	3	0	0	1	3	<b>Kansas City Royals @ Tampa Bay Devil Rays</b> Tropicana Field, St. Petersburg, FL Sun Jul 31 2005, 2:15 PM EDT Att: 12,119 - Dome - 72 F <a href="http://livebaseballscorecards.com">livebaseballscorecards.com</a>				
13 Carl Crawford, L (1, 7) OBP: 0.312, SLG: 0.440										4	1	1	2	0	1	4					
3 Jorge Cantu, R (1, 4) OBP: 0.314, SLG: 0.475										5	0	1	1	0	2	4					
Aubrey Huff, L (1, 10) OBP: 0.333, SLG: 0.430										3	0	1	0	2	0	1					
31 Jonny Gomes, R (1, 9) OBP: 0.377, SLG: 0.589										2	1	0	0	2	1	2					
Travis Lee, L (1, 3) OBP: 0.328, SLG: 0.367 Eduardo Perez, R (8, PH) OBP: 0.357, SLG: 0.473										3	2	2	1	1	0	3					
Alex Gonzalez, R (1, 5) OBP: 0.323, SLG: 0.397										1	0	1	0	0	0	0					
Pete Laforest, L (1, 2) OBP: 0.333, SLG: 0.364 Damon Hollins, R (7, PH) OBP: 0.326, SLG: 0.468										3	2	2	0	0	1	0					
Joey Gathright, L (1, 8) OBP: 0.325, SLG: 0.351 Toby Hall, R (7, PH) OBP: 0.322, SLG: 0.387										2	0	0	0	1	1	1					
<b>Inning Stats</b>	R: 0 E: 0 K: 1 S: 10	H: 1 LOB: 2 BB: 1 P: 17	R: 1 E: 0 K: 1 S: 11	H: 1 LOB: 0 BB: 0 P: 18	R: 0 E: 0 K: 1 S: 12	H: 1 LOB: 3 BB: 2 P: 23	R: 1 E: 0 K: 1 S: 15	H: 2 LOB: 2 BB: 1 P: 24	R: 0 E: 0 K: 1 S: 11	H: 0 LOB: 1 BB: 1 P: 19	R: 2 E: 0 K: 1 S: 14	H: 3 LOB: 1 BB: 0 P: 20	R: 2 E: 0 K: 2 S: 26	H: 3 LOB: 2 BB: 0 P: 38	R: 0 E: 0 K: 1 S: 13	H: 2 LOB: 3 BB: 1 P: 24	1B: 9 2B: 3 3B: 0 HR: 1	SF: 1 SAC: 0 DP: 0 HBP: 1	WP: 0 PB: 0 SB: 0 CS: 0	PA: 44	
<b>PITCHER</b>	IP	WLS	BF	H	R	ER	SO	BB	IBB	HBP	BLK	WP	HR	S	P	ERA	WHIP				
Jose Lima, R (1, 1) ERA: 6.58	5.0	L	26	6	3	3	3	5	0	0	0	0	0	60	102	5.40	2.200				
Jeremy Affeldt, L (6, 1) ERA: 2.49	1.0		5	2	1	1	1	0	0	0	0	0	0	13	19	9.00	2.000				
46 Juan Carlos Oviedo, R (7, 1) ERA: 7.65	0.0		3	2	2	2	0	0	0	1	0	0	0	10	17	*	*				
Andrew Sisco, L (7, 1) ERA: 2.49	1.0		4	1	0	0	2	0	0	0	0	0	0	16	21	0.00	1.000				
41 Jimmy Cobble, L (8, 1) ERA: 5.12	0.1		4	2	0	0	0	1	0	0	0	0	0	9	19	0.00	9.000				
<b>PITCHER</b>	IP	WLS	BF	H	R	ER	SO	BB	IBB	HBP	BLK	WP	HR	S	P	ERA	WHIP				
Ambiorix Burgos, R (8, 1) ERA: 3.98	0.2		2	0	0	0	1	0	0	0	0	0	0	4	5	0.00	0.000				








Batter	1	2	3	4	5	6	7	8	9	AB	R	H	RBI	BB	SO	LOB	TOP			
Joey Gathright, L (1, 8) OBP: 0.330, SLG: 0.354	G5-3		K		G4-3			13 1B 3 1B	3 13 G6-4-3 1B	5	2	2	0	0	1	1	<b>Tampa Bay Devil Rays @ Texas Rangers</b> Ameriquet Field, Arlington, TX Wed Aug 03 2005, 8:05 PM EDT Att: 30,513 - Cloudy - 91 F			
13 Carl Crawford, L (1, 7) OBP: 0.320, SLG: 0.462	K		3 E 3B		L8			3 1B 31 1B	3 13 G6-4-3 BB	4	2	2	1	1	1	0				
3 Jorge Cantu, R (1, 4) OBP: 0.319, SLG: 0.482	1B		E6		FC6-4 1B			31 1B G6-3 1B	3 13 G6-4-3 2B	5	1	3	1	0	0	2				
Aubrey Huff, L (1, 5) OBP: 0.332, SLG: 0.426	G3		P4		F7			G6-3	31 1B 1B	5	0	1	1	0	0	5				
31 Jonny Gomes, R (1, 10) OBP: 0.373, SLG: 0.569		F7		P3		P3		CS 1B	3 13 G6-4-3 1B	5	0	2	2	0	0	1				
Damon Hollins, R (1, 9) OBP: 0.323, SLG: 0.473	P6		HR		FC6-4 1B			1B	31 1B 1B	5	2	2	1	0	0	3				
Pete Laforest, L (1, 3) Eduardo Perez, R (9, 3) OBP: 0.357, SLG: 0.473	K		P6		G4-3			2-H 1B		4	0	1	1	0	0	0				
Toby Hall, R (1, 2) OBP: 0.326, SLG: 0.396			G1-3 13 3B 2B		G6-3			1-2 1B		4	1	2	0	0	0	0				
Alex Gonzalez, R (1, 6) OBP: 0.324, SLG: 0.412			G1-3 2-3		F7			P6	K	4	0	0	0	0	1	3				
<b>Inning Stats</b>	R: 0 E: 0 K: 1 S: 12	H: 1 LOB: 1 BB: 0 P: 16	R: 0 E: 0 K: 1 S: 6	H: 0 LOB: 0 BB: 0 P: 9	R: 2 E: 1 K: 1 S: 11	H: 2 LOB: 1 BB: 0 P: 16	R: 1 E: 0 K: 0 S: 6	H: 1 LOB: 0 BB: 0 P: 9	R: 0 E: 0 K: 0 S: 5	H: 1 LOB: 1 BB: 0 P: 11	R: 0 E: 0 K: 0 S: 5	H: 0 LOB: 0 BB: 0 P: 6	R: 4 E: 0 K: 1 S: 20	H: 7 LOB: 2 BB: 1 P: 27	R: 1 E: 0 K: 0 S: 14	H: 3 LOB: 2 BB: 1 P: 23		1B: 11 2B: 2 3B: 1 HR: 1	SF: 0 SAC: 0 DP: 1 HBP: 0	WP: 0 PB: 0 CS: 1
<b>PITCHER</b>	IP	WLS	BF	H	R	ER	SO	BB	IBB	HBP	BLK	WP	HR	S	P	ERA	WHIP			
Ricardo Rodriguez, R (1, 1) ERA: 4.95	7.0	L	30	8	6	5	3	0	0	0	0	0	1	60	83	6.43	1.143			
Brian Shouse, L (8, 1) ERA: 4.38	0.1		1	0	0	0	0	0	0	0	0	0	0	1	1	0.00	0.000			
43 Kameron Loe, R (8, 1) ERA: 4.29	0.1		4	4	1	1	0	0	0	0	0	0	0	9	14	27.00	12.000			
32 Ron Mahay, L (8, 1) ERA: 6.81	1.1		7	3	1	1	1	1	0	0	0	0	0	17	26	6.75	3.000			

Batter	1	2	3	4	5	6	7	8	9	AB	R	H	RBI	BB	SO	LOB	BOTTOM					
Gary Matthews, S (1, 8) OBP: 0.320, SLG: 0.483	P3		10 SF9-5 1-3 2B		23 SF9 10 BB BB		G6-3		HR	4	1	2	1	1	0	0	<b>Tampa Bay Devil Rays @ Texas Rangers</b> Ameriquet Field, Arlington, TX Wed Aug 03 2005, 8:05 PM EDT Att: 30,513 - Cloudy - 91 F					
10 Michael Young, R (1, 6) OBP: 0.383, SLG: 0.505	K		SF9-5		BB			23 DI 1B		3	0	2	1	1	1	0						
23 Mark Teixeira, S (1, 3) OBP: 0.351, SLG: 0.528	PB 2B 1B		2-3 3-H 0-0 2B		SF9			F7	G3	4	1	2	1	0	0	2						
Phil Nevin, R (1, 10) OBP: 0.292, SLG: 0.389	2B		P3		F7			F9		4	0	1	1	0	0	3						
Alfonso Soriano, R (1, 4) OBP: 0.315, SLG: 0.539	K		L6		F9 2B			F8		4	0	1	0	0	1	1						
9 Hank Blalock, L (1, 5) OBP: 0.338, SLG: 0.467	G6-3		K		K			F7		4	0	0	0	0	2	1						
Kevin Mench, R (1, 7) OBP: 0.336, SLG: 0.506	F9		K		K			F7		4	0	0	0	0	1	1						
Richard Hidalgo, R (1, 9) OBP: 0.289, SLG: 0.418	K		F7 23 SF9 2B		L4			L8		4	1	1	0	0	1	1						
Rod Barajas, R (1, 2) OBP: 0.313, SLG: 0.430	2B 10 SF9-5 1B		F7		F7			L4	HR	4	2	2	1	0	0	1						
<b>Inning Stats</b>	R: 1 E: 0 K: 2 S: 15	H: 2 LOB: 1 BB: 0 P: 23	R: 0 E: 0 K: 1 S: 12	H: 0 LOB: 0 BB: 0 P: 19	R: 1 E: 0 K: 0 S: 8	H: 3 LOB: 1 BB: 0 P: 9	R: 0 E: 0 K: 2 S: 9	H: 0 LOB: 0 BB: 0 P: 12	R: 1 E: 0 K: 0 S: 16	H: 1 LOB: 2 BB: 2 P: 29	R: 0 E: 0 K: 1 S: 14	H: 1 LOB: 1 BB: 0 P: 19	R: 0 E: 0 K: 0 S: 8	H: 1 LOB: 0 BB: 0 P: 10	R: 0 E: 0 K: 0 S: 5	H: 0 LOB: 0 BB: 0 P: 7		R: 2 E: 0 K: 0 S: 12	H: 3 LOB: 1 BB: 0 P: 13	1B: 4 2B: 6 3B: 0 HR: 2	SF: 2 SAC: 0 DP: 1 HBP: 0	WP: 0 PB: 1 SB: 0 CS: 0
<b>PITCHER</b>	IP	WLS	BF	H	R	ER	SO	BB	IBB	HBP	BLK	WP	HR	S	P	ERA	WHIP					
19 Scott Kazmir, L (1, 1) ERA: 4.22	6.0		26	7	3	2	6	2	0	0	0	0	2	22	27	6.75	1.500					
Travis Harper, R (7, 1) ERA: 7.5	2.2	W	12	4	2	2	0	0	0	0	0	0	0	3	3	0.00	0.000					
Danys Baez, R (9, 1) ERA: 2.96	0.1	S	1	0	0	0	0	0	0	0	0	0	0	0	0	0.00	0.000					

AB	41
R	8
H	15
RBI	7
BB	1
SO	4
LOB	15





Batter	1	2	3	4	5	6	7	8	9	AB	R	H	RBI	BB	SO	LOB	TOP							
Joey Gathright, L OBP: 0.330, SLG: 0.353 Damon Hollins, R OBP: 0.321, SLG: 0.469	G5-3		13 1B		B3	FC4-6 13 1B		F8		3	1	1	0	0	0	1								
13 Carl Crawford, L OBP: 0.325, SLG: 0.464	P6		3 1B		BB 1B	1B		1B		4	0	3	1	1	0	0								
3 Jorge Cantu, R OBP: 0.317, SLG: 0.479	F9		1B		L9	K		K		5	0	1	1	0	2	5								
Aubrey Huff, L OBP: 0.333, SLG: 0.433		HR	G4-3		BB 1B			G5-3	G3	5	1	2	2	0	0	3								
Julio Lugo, R OBP: 0.360, SLG: 0.401	G6-3				2B	BB		FC4-6 31 1B 2B	K	3	1	1	0	2	1	0								
31 Jonny Gomes, R OBP: 0.388, SLG: 0.558	G5-3				K	P4		FC4-6 1B	K	5	0	1	0	0	2	4								
Pete Laforest, L OBP: 0.286, SLG: 0.263	K				K			FC4-6 2B	DI BB	4	0	0	0	1	3	3								
Toby Hall, R OBP: 0.327, SLG: 0.399			G5-3	G6-3		FC4-6 13 1B		1B	K	5	1	2	1	0	1	2								
Alex Gonzalez, R OBP: 0.327, SLG: 0.411			K			13 1B		FC4-6 1B	F8	3	1	1	0	1	1	2								
<b>Inning Stats</b>	R: 0 E: 0 K: 0 S: 10	H: 0 LOB: 0 BB: 0 P: 12	R: 1 E: 0 K: 1 S: 11	H: 1 LOB: 0 BB: 0 P: 12	R: 1 E: 0 K: 1 S: 19	H: 2 LOB: 2 BB: 1 P: 29	R: 0 E: 0 K: 2 S: 12	H: 1 LOB: 1 BB: 0 P: 16	R: 1 E: 0 K: 0 S: 13	H: 2 LOB: 3 BB: 2 P: 26	R: 1 E: 0 K: 2 S: 23	H: 3 LOB: 3 BB: 0 P: 36	R: 1 E: 0 K: 0 S: 14	H: 2 LOB: 2 BB: 1 P: 23	R: 0 E: 0 K: 1 S: 10	H: 1 LOB: 1 BB: 0 P: 12	R: 0 E: 0 K: 3 S: 13	H: 0 LOB: 1 BB: 1 P: 22	1B: 9 2B: 2 3B: 0 HR: 1	SF: 0 SAC: 0 DP: 0 HBP: 0	WP: 0 PB: 0 SB: 1 CS: 0	PA: 44		
<b>PITCHER</b>	IP	WLS	BF	H	R	ER	SO	BB	IBB	HBP	BLK	WP	HR	S	P	ERA	WHIP							
53 Joaquin Benoit, R ERA: 2.49	5.1	27	8	4	4	5	3	0	0	0	0	0	1	80	117	6.75	2.062							
Brian Shouse, L ERA: 4.26	1.0	4	1	0	0	1	0	0	0	0	0	0	0	10	18	0.00	1.000							
Kevin Gryboski, R ERA: 3.29	0.2	W	5	2	1	1	0	1	0	0	0	0	0	12	19	13.50	4.500							
Doug Brocail, R ERA: 4.22	1.0	H	4	1	0	0	1	0	0	0	0	0	0	10	12	0.00	1.000							
Francisco Cordero, R ERA: 3.47	1.0		4	0	0	0	3	1	0	0	0	0	0	13	22	0.00	1.000							

Tampa Bay Devil Rays @ Texas Rangers  
Ameriquet Field, Arlington, TX  
Thu Aug 04 2005, 8:05 PM EDT  
Att: 27,176 - Cloudy - 82 F

AB 39  
R 5  
H 12  
RBI 5  
BB 5  
SO 10  
LOB 22



Batter	1	2	3	4	5	6	7	8	9	AB	R	H	RBI	BB	SO	LOB	BOTTOM							
Gary Matthews, S OBP: 0.317, SLG: 0.474	L8		G6-3		L6	F8		BB		5	1	0	0	1	0	7								
10 Michael Young, R OBP: 0.385, SLG: 0.512	23 G6-4-3 1B				G4-3	1B		HR		5	2	3	3	0	1	0								
23 Mark Teixeira, S OBP: 0.349, SLG: 0.523	G6-4-3				G4-3	K		P5		4	1	0	0	1	1	2								
Phil Nevin, R OBP: 0.300, SLG: 0.407		P4			PB 1B	2B		2B		4	4	3	1	1	0	0								
Alfonso Soriano, R OBP: 0.320, SLG: 0.548 Mark DeRosa, R OBP: 0.300, SLG: 0.371		9 S HBP			2H 1B			E1 9 HR		4	3	3	5	0	0	0								
9 Hank Blalock, L OBP: 0.340, SLG: 0.475	F9				F8			1B		5	1	3	4	0	0	2								
Kevin Mench, R OBP: 0.334, SLG: 0.501	F8				F7			K		5	0	1	0	0	1	2								
Richard Hidalgo, R OBP: 0.289, SLG: 0.416 David Delucci, L OBP: 0.398, SLG: 0.497			G5-3		F8			BB		2	0	0	0	1	0	0								
Rod Barajas, R OBP: 0.316, SLG: 0.429			F7			K		SH1-3		3	0	1	0	1	1	3								
<b>Inning Stats</b>	R: 0 E: 0 K: 0 S: 7	H: 1 LOB: 0 BB: 0 P: 11	R: 0 E: 0 K: 0 S: 10	H: 0 LOB: 1 BB: 0 P: 14	R: 0 E: 0 K: 0 S: 8	H: 0 LOB: 0 BB: 0 P: 11	R: 1 E: 0 K: 0 S: 11	H: 2 LOB: 1 BB: 0 P: 20	R: 0 E: 0 K: 0 S: 8	H: 1 LOB: 1 BB: 0 P: 8	R: 3 E: 0 K: 2 S: 27	H: 5 LOB: 3 BB: 1 P: 42	R: 3 E: 1 K: 2 S: 17	H: 2 LOB: 0 BB: 0 P: 25	R: 6 E: 0 K: 0 S: 18	H: 4 LOB: 3 BB: 5 P: 47	1B: 8 2B: 3 3B: 1 HR: 3	SF: 0 SAC: 1 DP: 1 HBP: 1	WP: 0 PB: 1 SB: 1 CS: 0	PA: 46				
<b>PITCHER</b>	IP	WLS	BF	H	R	ER	SO	BB	IBB	HBP	BLK	WP	HR	S	P	ERA	WHIP							
Casey Fossum, L ERA: 3.89	5.1	24	8	4	3	1	0	0	0	0	0	0	0	11	18	0.00	6.000							
Jesus Colome, R ERA: 6.0	0.1	3	1	0	0	1	1	0	0	0	0	0	0	5	6	0.00	0.000							
Trever Miller, L ERA: 4.13	0.1	1	0	0	0	0	0	0	0	0	0	0	0	5	6	0.00	0.000							
54 Chad Orvella, R ERA: 3.5	1.0	L	6	2	3	1	2	0	0	0	0	0	2	17	25	9.00	2.000							
Devon Brazzleton, R ERA: 7.08	1.0	12	4	6	6	0	5	0	0	0	0	1	18	47	54.00	9.000								

Tampa Bay Devil Rays @ Texas Rangers  
Ameriquet Field, Arlington, TX  
Thu Aug 04 2005, 8:05 PM EDT  
Att: 27,176 - Cloudy - 82 F

AB 38  
R 13  
H 15  
RBI 13  
BB 6  
SO 4  
LOB 16





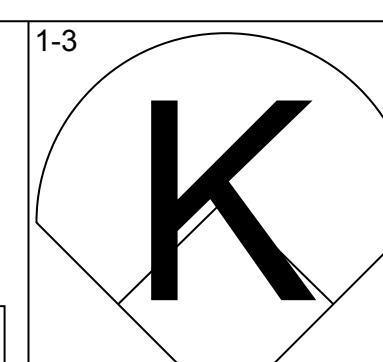
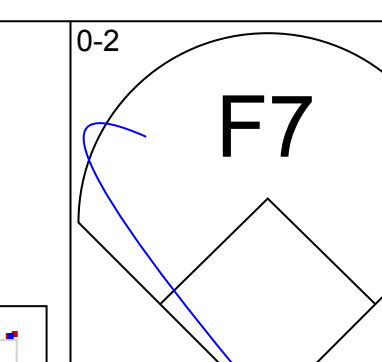
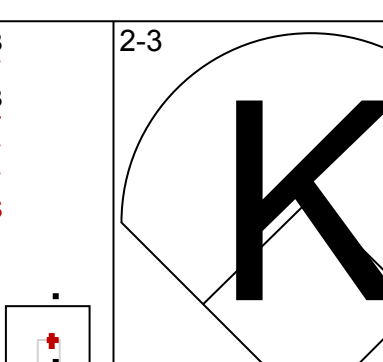
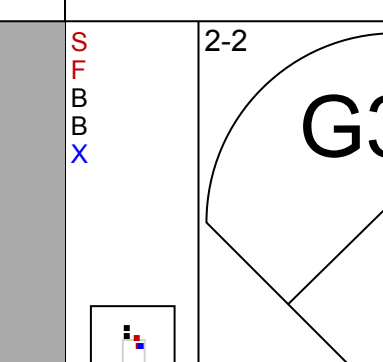
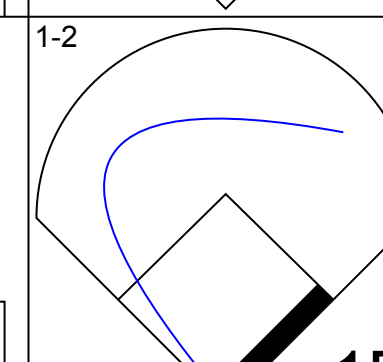
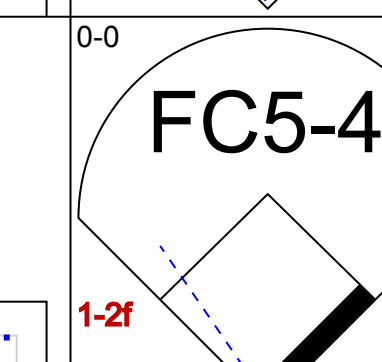

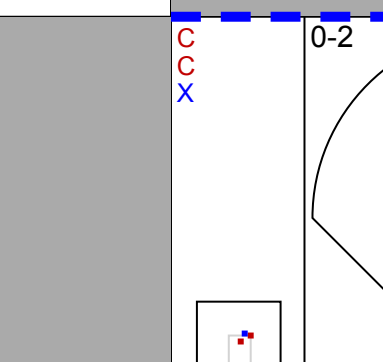
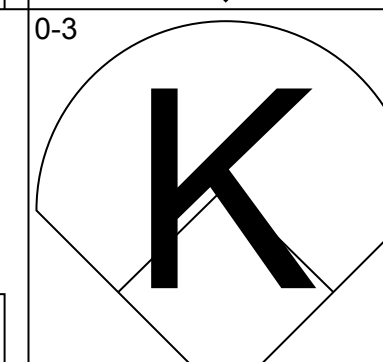
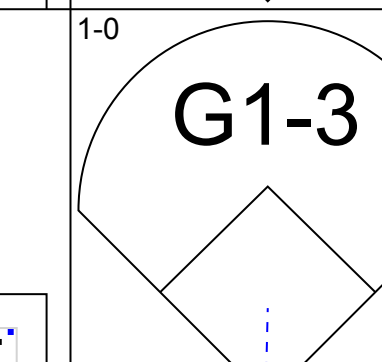

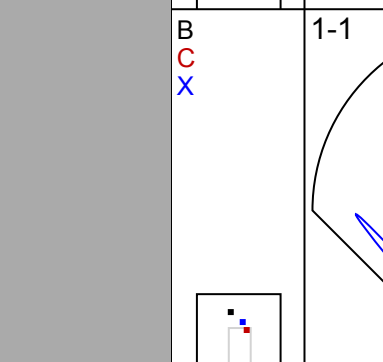
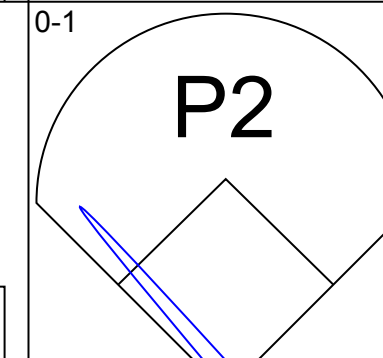
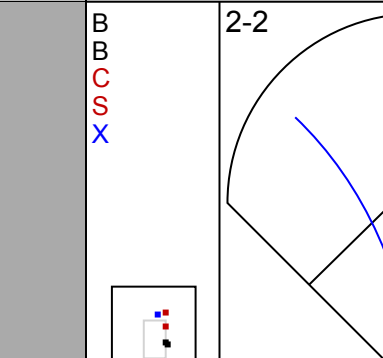

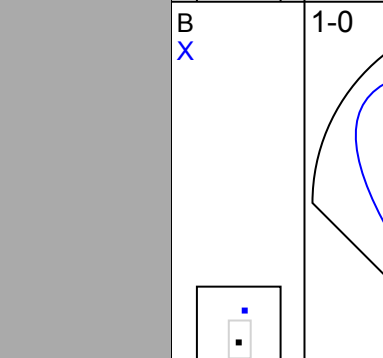
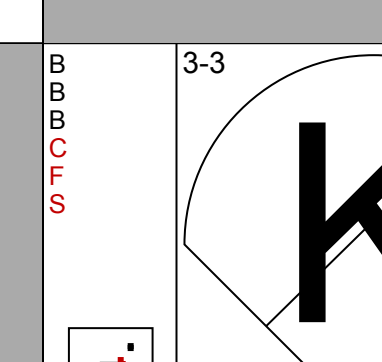
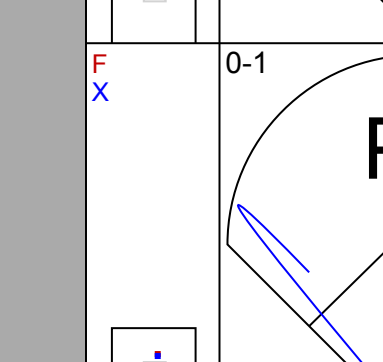


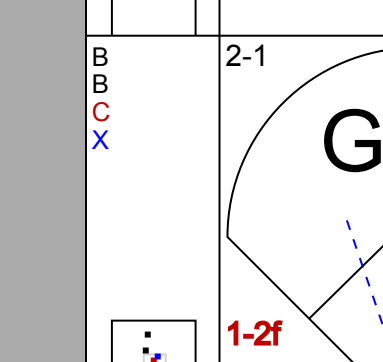
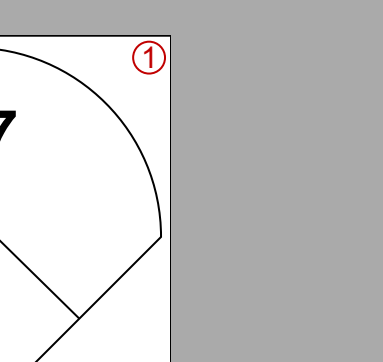
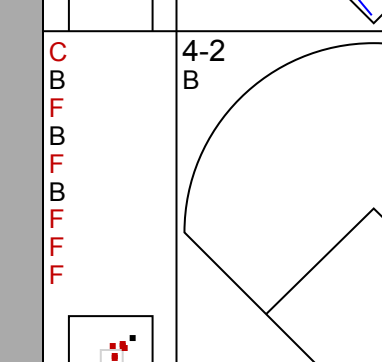

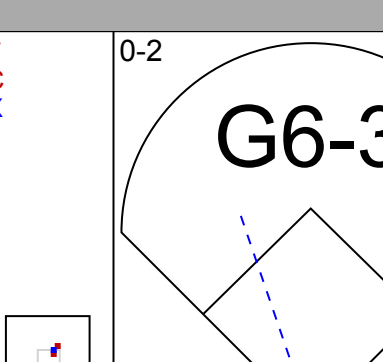
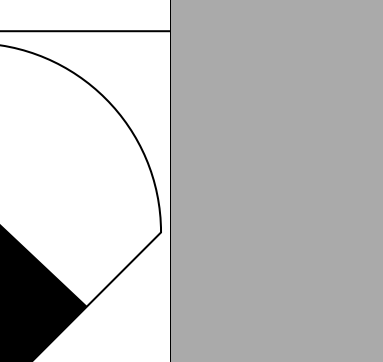
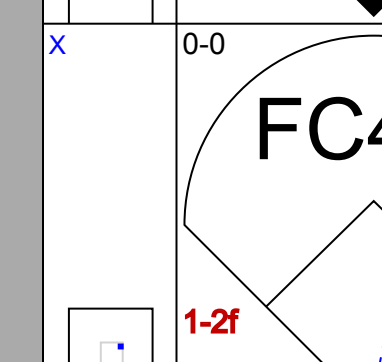

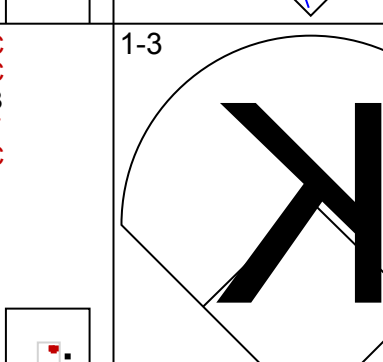
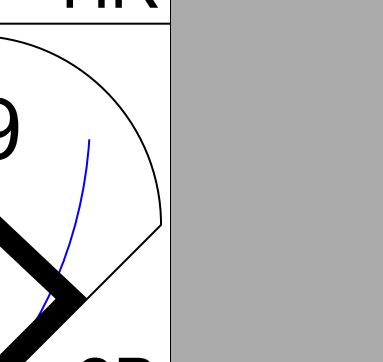
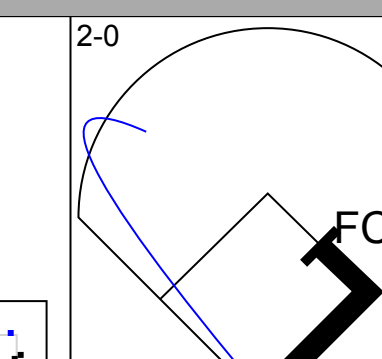
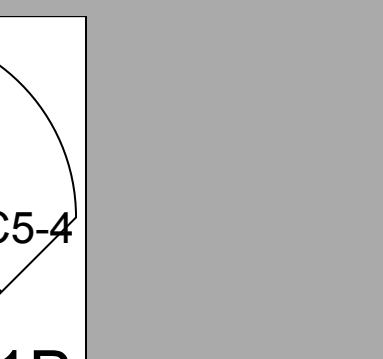
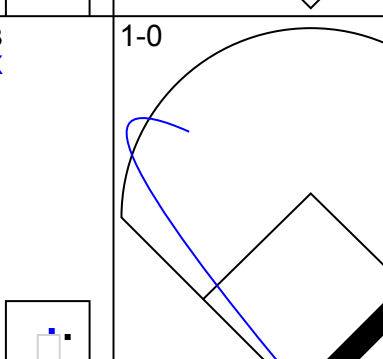
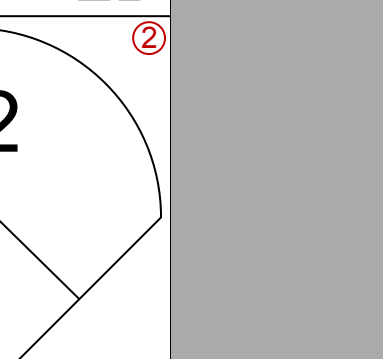
Batter	1	2	3	4	5	6	7	8	9	AB	R	H	RBI	BB	SO	LOB	TOP								
Joey Gathright, L (1, 8) OBP: 0.347, SLG: 0.375	0-1 2B		4-2 BB		0-1 1B		3-2 G5-3			3	1	2	0	1	0	0	<b>Tampa Bay Devil Rays @ Los Angeles Angels</b> Angel Stadium of Anaheim, Anaheim, CA Fri Aug 05 2005, 7:05 PM PDT Att: 43,873 - Clear - 77 F <a href="http://livebaseballscorecards.com">livebaseballscorecards.com</a>								
13 Carl Crawford, L (1, 7) OBP: 0.325, SLG: 0.462	3-1 F8		0-1 P4		0-0 1B			2-2 G4-3		4	0	1	0	0	0	2									
3 Jorge Cantu, R (1, 5) OBP: 0.314, SLG: 0.475	2-1 G6-3		2-3 K		1-2 SF9			2-3 K		3	0	0	1	0	2	1									
Aubrey Huff, L (1, 10) OBP: 0.332, SLG: 0.439	2-0 G4-3			2-2 HR	1-1 G4-3			1-0 F7		4	1	1	1	0	0	2									
Julio Lugo, R (1, 6) OBP: 0.357, SLG: 0.397		1-1 F9		2-3 K		0-1 L8			0-3 K	4	0	0	0	0	2	0									
31 Jonny Gomes, R (1, 9) OBP: 0.361, SLG: 0.544		0-3 K		1-1 P4		0-0 F7			3-1 P6	4	0	0	0	0	1	0									
Travis Lee, L (1, 3) OBP: 0.336, SLG: 0.380		4-2 BB		0-3 K		0-1 F8			1-0 HR	3	1	1	1	1	1	0									
Toby Hall, R (1, 2) OBP: 0.323, SLG: 0.394		2-2 F8			0-0 P4		1-2 G5-3		0-0 P6	4	0	0	0	0	0	1									
Nick Green, R (1, 4) OBP: 0.341, SLG: 0.360			0-2 P4		4-2 BB		1-3 K			2	1	0	0	1	1	0									
<b>Inning Stats</b>	R: 1 E: 1 K: 0 S: 7	H: 1 LOB: 0 BB: 0 P: 14	R: 0 E: 0 K: 1 S: 14	H: 0 LOB: 1 BB: 1 P: 21	R: 0 E: 0 K: 1 S: 15	H: 0 LOB: 1 BB: 1 P: 19	R: 1 E: 0 K: 2 S: 13	H: 1 LOB: 0 BB: 0 P: 18	R: 1 E: 0 K: 0 S: 14	H: 2 LOB: 2 BB: 1 P: 20	R: 0 E: 0 K: 0 S: 5	H: 0 LOB: 0 BB: 0 P: 5	R: 0 E: 0 K: 1 S: 12	H: 0 LOB: 0 BB: 0 P: 17	R: 0 E: 0 K: 1 S: 7	H: 0 LOB: 0 BB: 0 P: 12		R: 1 E: 0 K: 1 S: 7	H: 1 LOB: 0 BB: 0 P: 11	1B: 2 2B: 1 3B: 0 HR: 2	SF: 1 SAC: 0 DP: 0 HBP: 0	WP: 0 PB: 0 SB: 1 CS: 0	PA: 35		
<b>PITCHER</b>	IP	WLS	BF	H	R	ER	SO	BB	IBB	HBP	BLK	WP	HR	S	P	ERA	WHIP								
Paul Byrd, R (1, 1) ERA: 4.04	6.0		25	4	3	2	4	3	0	0	0	0	1	68	97	3.00	1.167								
62 Scot Shields, R (7, 1) ERA: 2.14	2.0	W	6	0	0	0	2	0	0	0	0	0	0	19	29	0.00	0.000								
Francisco Rodriguez, R (9, 1) ERA: 2.68	1.0	S	4	1	1	1	1	0	0	0	0	0	1	7	11	9.00	1.000								

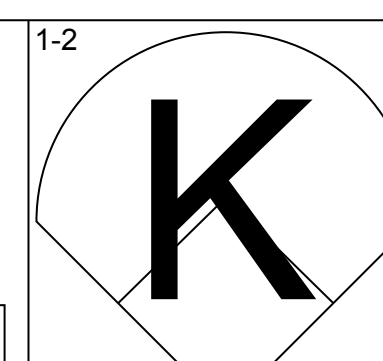
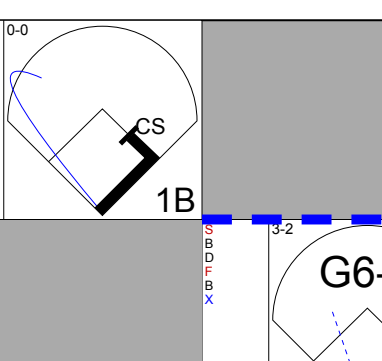
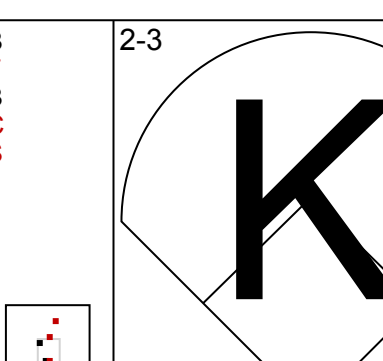
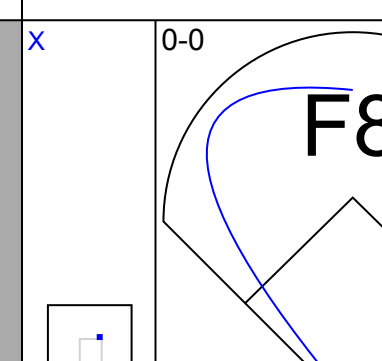
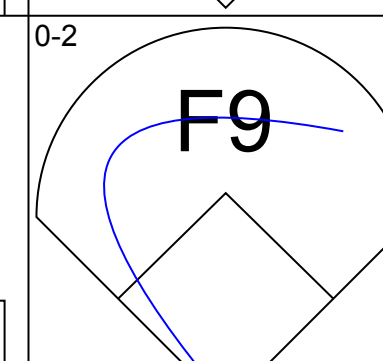
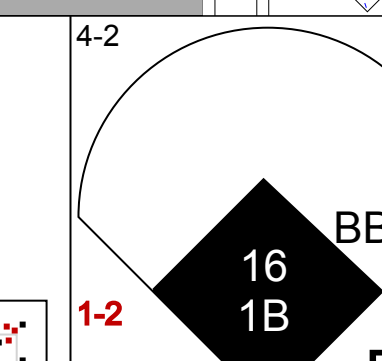
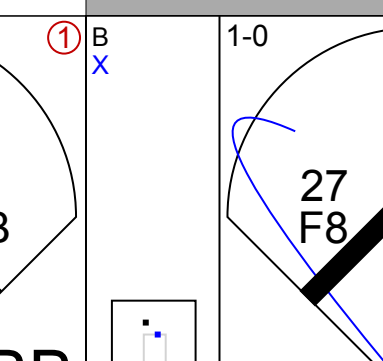

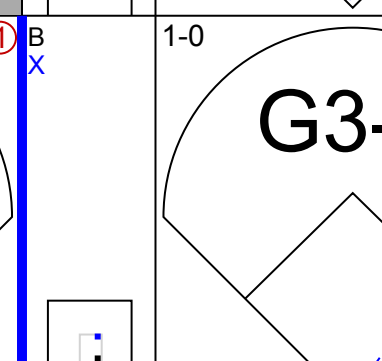
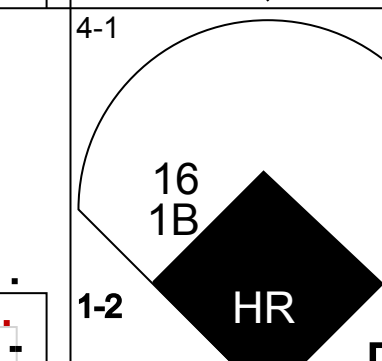
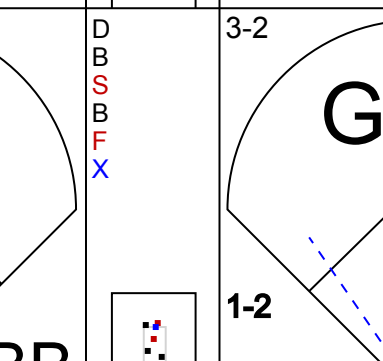
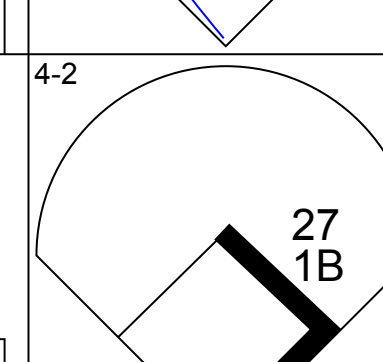
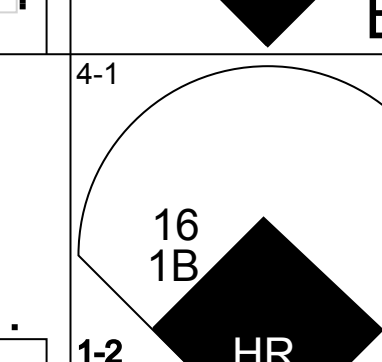
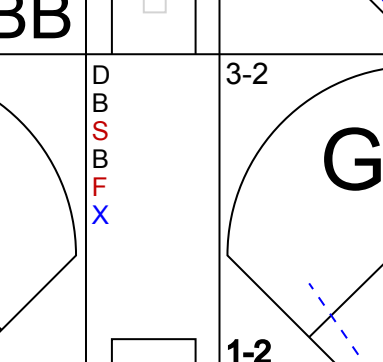

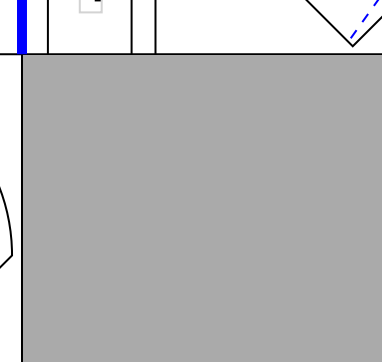
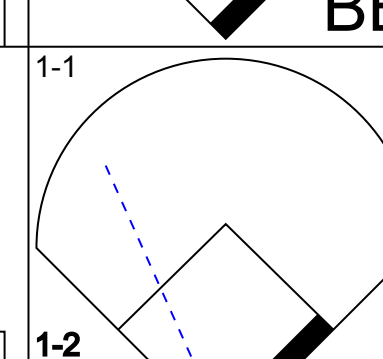
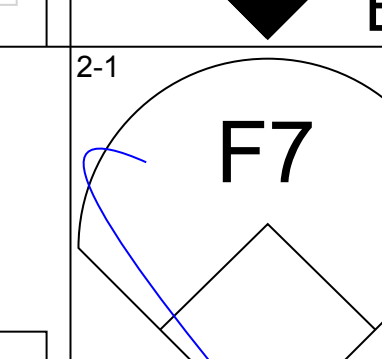
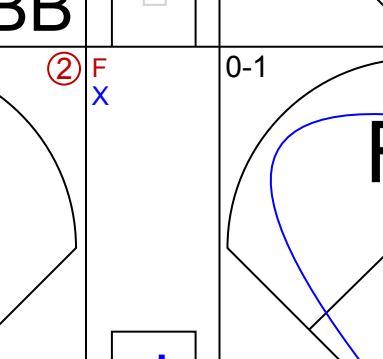


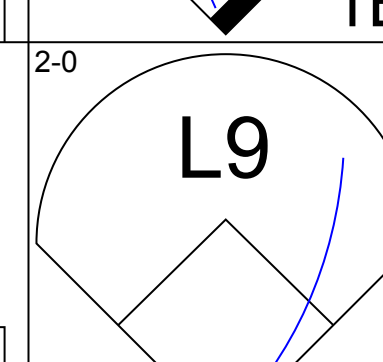
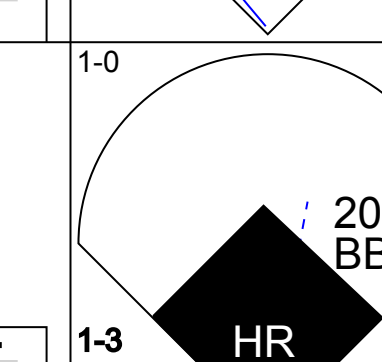
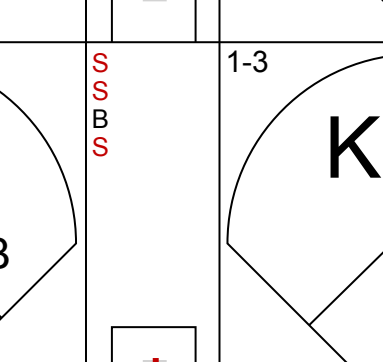


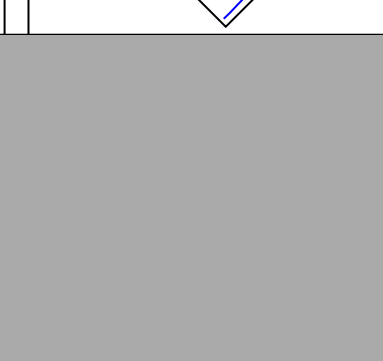
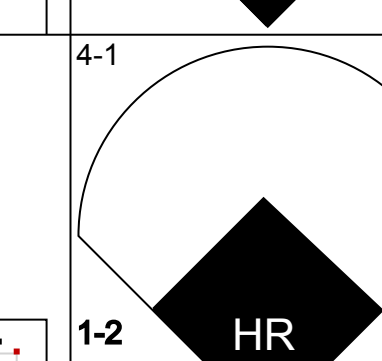
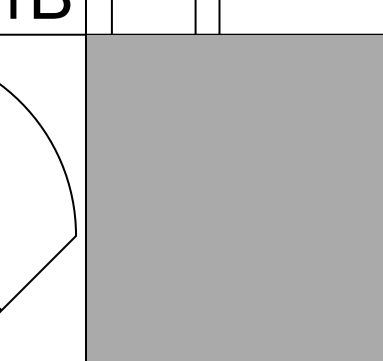
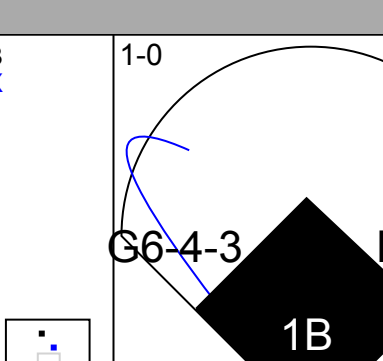
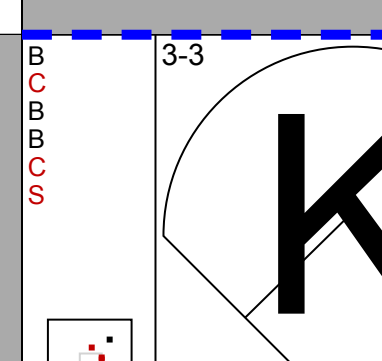
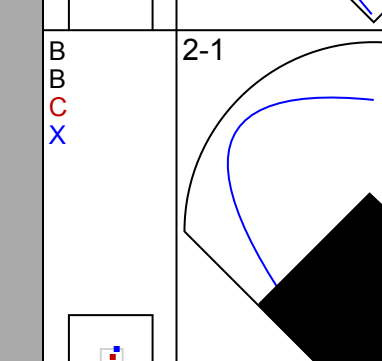
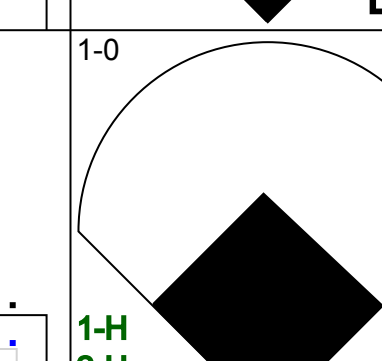
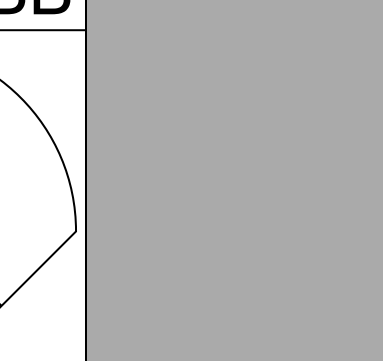
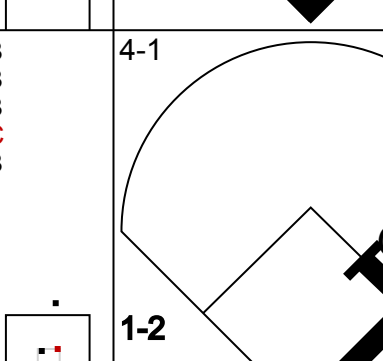
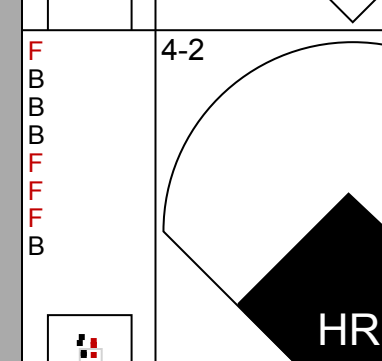
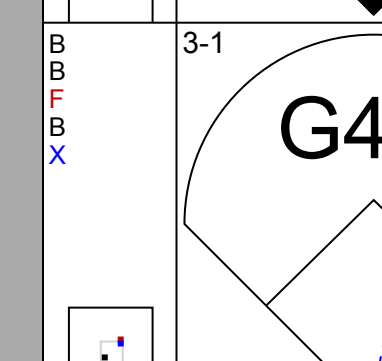
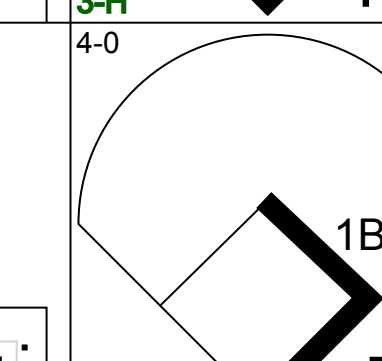
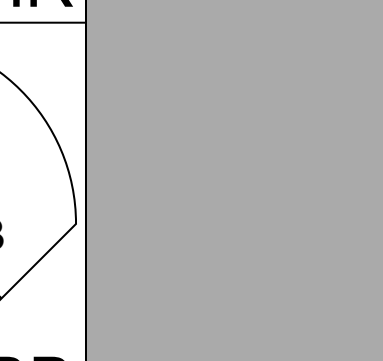
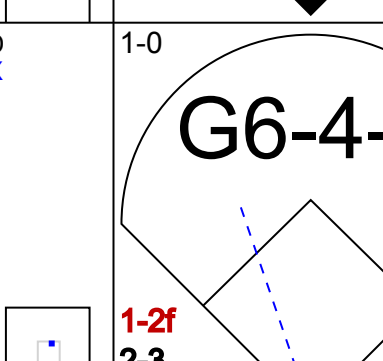
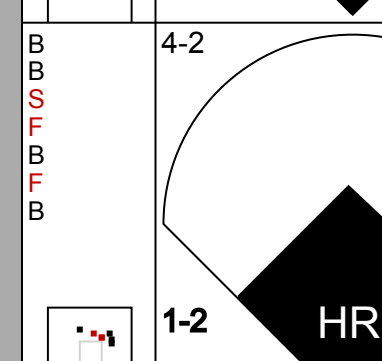
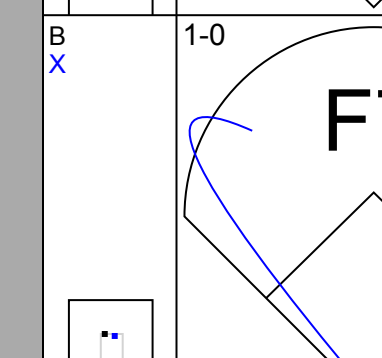
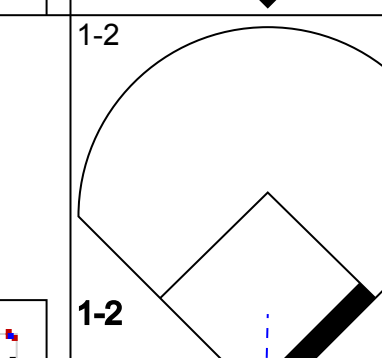

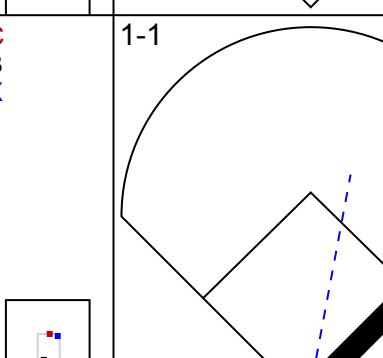
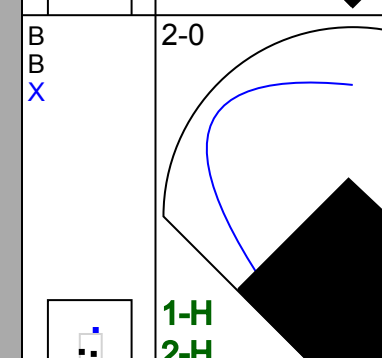
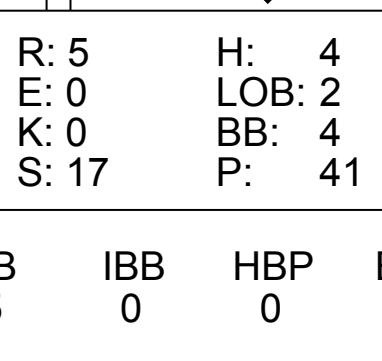
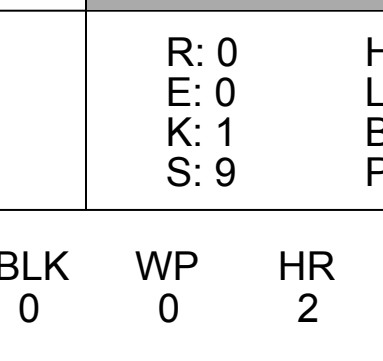
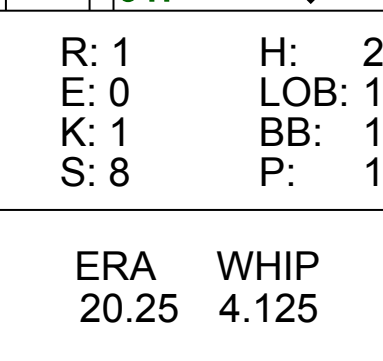
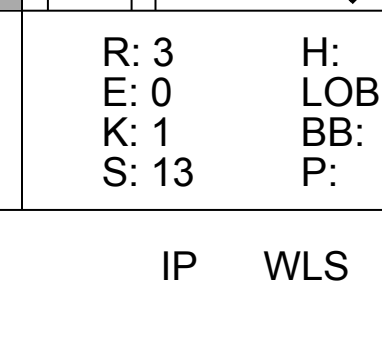
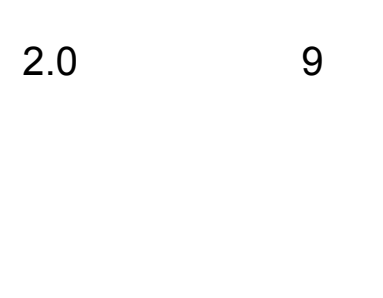


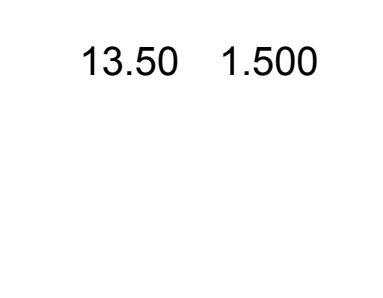
Batter	1	2	3	4	5	6	7	8	9	AB	R	H	RBI	BB	SO	LOB	BOTTOM								
9 Chone Figgins, S (1, 8) OBP: 0.338, SLG: 0.394	0-2 G3	1-0 FC4-6			2-1 G4-3		1-0 F7			4	0	0	0	0	0	1	<b>Tampa Bay Devil Rays @ Los Angeles Angels</b> Angel Stadium of Anaheim, Anaheim, CA Fri Aug 05 2005, 7:05 PM PDT Att: 43,873 - Clear - 77 F <a href="http://livebaseballscorecards.com">livebaseballscorecards.com</a>								
Orlando Cabrera, R (1, 6) OBP: 0.302, SLG: 0.356	0-0 HR	1-1 CS	1-1 G6-3		2-2 G4-3			2-2 E9		4	1	2	1	0	0	0									
Jeff DaVanon, S (1, 10) OBP: 0.357, SLG: 0.323	4-1 BB		1-1 1B			2-1 F8		0-1 1B		3	2	2	0	1	0	0									
27 Vladimir Guerrero, R (1, 9) OBP: 0.373, SLG: 0.562	1-3 K		2-2 1B			1-3 K		1-1 G1-4-3		3	0	0	1	0	2	2									
16 Garret Anderson, L (1, 7) OBP: 0.318, SLG: 0.442	0-2 1B			2-0 F7		2-1 G3		4-0 IBB		3	0	1	1	1	0	0									
Bengie Molina, R (1, 2) OBP: 0.333, SLG: 0.466	1-2 1B			1-0 F9			0-0 HR	0-0 P3		4	1	2	1	0	0	2									
Casey Kotchman, L (1, 3) OBP: 0.176, SLG: 0.267	0-0 G5-3			0-1 G3			2-0 HR			3	1	1	1	0	0	2									
6 Maicer Izturis, S (1, 5) OBP: 0.309, SLG: 0.367		1-3 K		1-0 F8			1-0 F8			3	0	0	0	0	1	0									
Adam Kennedy, L (1, 4) OBP: 0.374, SLG: 0.383		1-2 1B			3-2 F7			0-1 G4-3		3	0	1	0	0	0	0									
<b>Inning Stats</b>	R: 2 E: 0 K: 1 S: 15	H: 3 LOB: 2 BB: 1 P: 21	R: 0 E: 0 K: 1 S: 8	H: 1 LOB: 0 BB: 0 P: 12	R: 1 E: 0 K: 0 S: 8	H: 1 LOB: 0 BB: 0 P: 14	R: 0 E: 0 K: 0 S: 4	H: 0 LOB: 0 BB: 0 P: 6	R: 0 E: 0 K: 1 S: 7	H: 0 LOB: 0 BB: 0 P: 12	R: 2 E: 0 K: 0 S: 6	H: 2 LOB: 0 BB: 0 P: 10	R: 0 E: 1 K: 0 S: 8	H: 2 LOB: 2 BB: 1 P: 15	1B: 6 2B: 0 3B: 0 HR: 3	SF: 1 SAC: 0 DP: 0 HBP: 0		WP: 1 PB: 0 SB: 0 CS: 2	PA: 34						
<b>PITCHER</b>	IP	WLS	BF	H	R	ER	SO	BB	IBB	HBP	BLK	WP	HR	S	P	ERA	WHIP								
Doug Waechter, R (1, 1) ERA: 5.27	7.0	L	28	7	5	4	3	1	0	0	1	1	3	60	94	5.14	1.143								
Jesus Colome, R (8, 1) ERA: 5.73	1.0		5	2	0	0	0	0	1	0	0	0	0	8	15	0.00	2.000								







Batter	1	2	3	4	5	6	7	8	9	AB	R	H	RBI	BB	SO	LOB	TOP										
Joey Gathright, L (1, 8) OBP: 0.333, SLG: 0.378										5	0	0	0	0	3	4	<b>Tampa Bay Devil Rays @ Los Angeles Angels</b> Angel Stadium of Anaheim, Anaheim, CA Sun Aug 07 2005, 1:05 PM PDT Att: 43,730 - Sunny - 82 F <a href="http://livebaseballscorecards.com">livebaseballscorecards.com</a>										
Julio Lugo, R (1, 6) OBP: 0.359, SLG: 0.399										4	0	1	0	0	0	1											
Aubrey Huff, L (1, 10) OBP: 0.326, SLG: 0.431										4	0	0	0	0	1	2											
31 Jonny Gomes, R (1, 7) OBP: 0.366, SLG: 0.557										4	1	2	1	0	0	1											
Damon Hollins, R (1, 9) OBP: 0.316, SLG: 0.462										4	0	0	0	0	1	1											
Travis Lee, L (1, 3) OBP: 0.333, SLG: 0.384										4	1	1	0	0	0	1											
Alex Gonzalez, R (1, 5) OBP: 0.324, SLG: 0.416										3	1	1	1	1	0	1											
Pete Laforest, L (1, 2) OBP: 0.320, SLG: 0.391										4	1	2	1	0	1	1											
Nick Green, R (1, 4) OBP: 0.347, SLG: 0.370										4	0	3	1	0	0	1											
<b>Inning Stats</b>	R: 0 E: 0 K: 2 S: 11	H: 1 LOB: 1 BB: 0 P: 13	R: 0 E: 0 K: 1 S: 12	H: 0 LOB: 1 BB: 1 P: 20	R: 0 E: 0 K: 0 S: 6	H: 1 LOB: 0 BB: 0 P: 9	R: 0 E: 0 K: 0 S: 7	H: 1 LOB: 0 BB: 0 P: 11	R: 1 E: 0 K: 0 S: 10	H: 1 LOB: 1 BB: 0 P: 17	R: 1 E: 0 K: 1 S: 10	H: 2 LOB: 1 BB: 0 P: 14	R: 0 E: 0 K: 0 S: 6	H: 0 LOB: 0 BB: 0 P: 8	R: 2 E: 0 K: 0 S: 17	H: 3 LOB: 1 BB: 0 P: 31	1B: 4 2B: 4 3B: 0 HR: 2	SF: 0 SAC: 0 DP: 1 HBP: 0	WP: 0 PB: 0 SB: 0 CS: 0	PA: 37							
<b>PITCHER</b>	IP	WLS	BF	H	R	ER	SO	BB	IBB	HBP	BLK	WP	HR	S	P	ERA	WHIP										
40 Bartolo Colon, R (1, 1) ERA: 3.56	7.0	W	28	7	2	2	6	1	0	0	0	0	2	69	101	2.57	1.143										
Joel Peralta, R (8, 1) ERA: 3.56	1.0		3	0	0	0	0	0	0	0	0	0	0	6	8	0.00	0.000										
Esteban Yan, R (9, 1) ERA: 4.1	1.0		6	3	2	2	0	0	0	0	0	0	0	17	31	18.00	3.000										

Batter	1	2	3	4	5	6	7	8	9	AB	R	H	RBI	BB	SO	LOB	BOTTOM										
9 Chone Figgins, S (1, 5) OBP: 0.335, SLG: 0.390										5	0	1	0	0	2	3	<b>Tampa Bay Devil Rays @ Los Angeles Angels</b> Angel Stadium of Anaheim, Anaheim, CA Sun Aug 07 2005, 1:05 PM PDT Att: 43,730 - Sunny - 82 F <a href="http://livebaseballscorecards.com">livebaseballscorecards.com</a>										
Orlando Cabrera, R (1, 6) OBP: 0.309, SLG: 0.360										3	1	1	0	1	0	0											
Steve Finley, L (7, PH) OBP: 0.285, SLG: 0.378										1	0	0	0	0	0	0											
Jeff DaVanon, S (1, 8) OBP: 0.366, SLG: 0.323										2	1	0	0	3	0	1											
27 Vladimir Guerrero, R (1, 9) OBP: 0.369, SLG: 0.556										4	0	1	0	0	0	4											
6 Maicer Izturis, S (8, 6) OBP: 0.307, SLG: 0.384										1	0	0	0	0	0	0											
16 Garret Anderson, L (1, 10) OBP: 0.318, SLG: 0.438										5	1	1	1	0	1	4											
20 Juan Rivera, R (1, 7) OBP: 0.291, SLG: 0.427										3	2	1	0	1	1	0											
Casey Kotchman, L (1, 3) OBP: 0.360, SLG: 0.650										2	3	2	5	2	0	0											
Bengie Molina, R (1, 2) OBP: 0.335, SLG: 0.464										2	1	0	0	2	0	2											
Josh Paul, R (9, 2) OBP: 0.255, SLG: 0.406										0	0	0	0	0	0	0											
Adam Kennedy, L (1, 4) OBP: 0.377, SLG: 0.395										4	1	3	4	0	0	0											
<b>Inning Stats</b>	R: 0 E: 0 K: 1 S: 12	H: 1 LOB: 2 BB: 1 P: 20	R: 1 E: 0 K: 0 S: 7	H: 1 LOB: 0 BB: 0 P: 14	R: 5 E: 0 K: 0 S: 17	H: 4 LOB: 2 BB: 4 P: 41	R: 0 E: 0 K: 1 S: 9	H: 1 LOB: 1 BB: 0 P: 14	R: 1 E: 0 K: 1 S: 8	H: 2 LOB: 1 BB: 1 P: 17	R: 0 E: 0 K: 0 S: 7	H: 0 LOB: 1 BB: 1 P: 13	R: 3 E: 0 K: 1 S: 13	H: 1 LOB: 0 BB: 2 P: 27	R: 0 E: 0 K: 0 S: 5	H: 0 LOB: 0 BB: 0 P: 9	1B: 7 2B: 0 3B: 0 HR: 3	SF: 0 SAC: 0 DP: 1 HBP: 0	WP: 0 PB: 0 SB: 0 CS: 1	PA: 41							
<b>PITCHER</b>	IP	WLS	BF	H	R	ER	SO	BB	IBB	HBP	BLK	WP	HR	S	P	ERA	WHIP										
37 Seth McClung, R (1, 1) ERA: 7.63	2.2	L	18	6	6	6	1	5	0	0	0	0	0	27	50	2.70	1.500										
Dewon Brazelton, R (3, 1) ERA: 6.65	3.1		14	3	1	1	2	2	0	0	0	0	0	18	36	13.50	1.500										
Jesus Colome, R (7, 1) ERA: 6.38	2.0		9	1	3	3	1	2	0	0	0	0	1	18	36	13.50	1.500										



Batter	1	2	3	4	5	6	7	8	9	AB	R	H	RBI	BB	SO	LOB	TOP											
<b>Julio Lugo, R</b> OBP: 0.358, SLG: 0.396 (1, 6)	4-2 BB 3 G6-4-3	0-1 P3			0-2 P4		1-2 F9			3	0	0	0	1	0	3												
<b>13 Carl Crawford, L</b> OBP: 0.323, SLG: 0.462 (1, 7)	1-3 SAFE K		2-1 G6-3		0-1 L7		1-1 B1-3			4	0	0	0	0	1	2												
<b>3 Jorge Cantu, R</b> OBP: 0.313, SLG: 0.469 (1, 5)	1 SAFE G6-4-3 1-2	0-1	0-2 G3		4-2 BB			1-1 P3		3	0	0	0	1	0	1												
<b>31 Jonny Gomes, R</b> OBP: 0.364, SLG: 0.550 (1, 9)		0-1 BB 1B	3-3 K		3-3 K			1-1 G5-3		4	1	1	0	0	2	2												
<b>Aubrey Huff, L</b> OBP: 0.323, SLG: 0.427 (1, 10)	0-0 L7			2-2 G4-3		0-1 G4-3		0-1 G4-3		4	0	0	0	0	0	1												
<b>Eduardo Perez, R</b> OBP: 0.353, SLG: 0.461 (1, 3)	4-1 SAFE BB 1B			3-2 P4		1-2 K			3-3 K	3	1	0	0	1	2	0												
<b>Damon Hollins, R</b> OBP: 0.322, SLG: 0.464 (1, 8)	4-2 FC5-4 1B 1-2 2-3 BB			0-1 1B		2-0 1B			2-3 K	3	0	2	0	1	1	0												
<b>Toby Hall, R</b> OBP: 0.324, SLG: 0.393 (1, 2)	1-0 FC5-4 1B			0-0 L7		1-2 F9			1-0 1B	4	0	2	2	0	0	2												
<b>Nick Green, R</b> OBP: 0.346, SLG: 0.372 (1, 4)	1-2 2-3 FC5-4 2-2			1-0 2B			1-0 F8		2-3 K	4	0	1	0	0	1	3												
<b>Inning Stats</b>	R: 0 E: 0 K: 1 S: 10	H: 0 LOB: 0 BB: 1 P: 15	R: 2 E: 0 K: 0 S: 12	H: 2 LOB: 2 BB: 2 P: 23	R: 0 E: 0 K: 1 S: 9	H: 0 LOB: 0 BB: 0 P: 14	R: 0 E: 0 K: 0 S: 9	H: 1 LOB: 1 BB: 0 P: 14	R: 0 E: 0 K: 1 S: 13	H: 1 LOB: 1 BB: 0 P: 17	R: 0 E: 0 K: 0 S: 6	H: 0 LOB: 0 BB: 0 P: 9	R: 0 E: 0 K: 0 S: 6	H: 0 LOB: 0 BB: 0 P: 8	R: 0 E: 0 K: 3 S: 11	H: 1 LOB: 1 BB: 0 P: 19	1B: 5 2B: 1 3B: 0 HR: 0	SF: 0 SAC: 0 DP: 1 HBP: 0	WP: 0 PB: 0 SB: 0 CS: 0	PA: 36								
<b>PITCHER</b>	IP	WLS	BF	H	R	ER	SO	BB	IBB	HBP	BLK	WP	HR	S	P	ERA	WHIP											
<b>45 Erik Bedard, L</b> ERA: 2.93	(1, 1)	7.0	W	29	5	2	2	4	4	0	0	0	0	0	71	112	2.57	1.286										
<b>Jason Grimsley, R</b> ERA: 6.39	(8, 1)	0.2	H	2	0	0	0	0	0	0	0	0	0	4	6	0.00	0.000											
<b>Tim Byrdak, L</b> ERA: 3.14	(8, 1)	0.1	H	1	0	0	0	0	0	0	0	0	0	2	2	0.00	0.000											
<b>B.J. Ryan, L</b> ERA: 2.92	(9, 1)	1.0	S	4	1	0	0	3	0	0	0	0	0	11	19	0.00	1.000											

Tampa Bay Devil Rays @ Baltimore Orioles  
 Oriole Park at Camden Yards, Baltimore, MD  
 Tue Aug 09 2005, 7:05 PM EDT  
 Att: 34,870 - Cloudy - 79 F

AB	32
R	2
H	6
RBI	2
BB	4
SO	7
LOB	14



Batter	1	2	3	4	5	6	7	8	9	AB	R	H	RBI	BB	SO	LOB	BOTTOM										
<b>1 Brian Roberts, S</b> OBP: 0.396, SLG: 0.542 (1, 4)	0-2 P3	1-3 K2-3			2-1 HR 1B		1 SAFE SH1-3	1-1 F7		4	1	1	0	0	1	3											
<b>Eric Byrnes, R</b> OBP: 0.329, SLG: 0.447 (1, 7)	4-2 10 BB BB		2-1 L7		2-1 HR		4-1 6 1B 10 BB	0-0 F8		3	2	1	2	2	0	1											
<b>6 Melvin Mora, R</b> OBP: 0.350, SLG: 0.465 (1, 5)	1-3 SAFE K		2-2 G6-3		1-1 10 G4-6-3 1B		2-2 10 1B 1B			4	1	2	1	0	1	1											
<b>10 Miguel Tejada, R</b> OBP: 0.365, SLG: 0.568 (1, 6)	4-2 SAFE BB		3-2 1B		2-2 1-2 G4-6-3 1B		2-2 1B			3	0	2	1	1	0	1											
<b>Javy Lopez, R</b> OBP: 0.302, SLG: 0.464 (1, 2)	1-2 P3		0-0 1B		2-1 F7		1-2 2-H 1B			4	0	2	1	0	0	2											
<b>Sammy Sosa, R</b> OBP: 0.314, SLG: 0.408 (1, 9)		0-3 K	2-3 K			0-1 G5-4-3 1B	0-1 F7			4	0	1	0	0	2	4											
<b>Alejandro Freire, R</b> (1, 10)		0-0 F8		1-2 L4		1 SAFE G5-4-3	1-2 F7			4	0	0	0	0	0	3											
<b>Luis Matos, R</b> OBP: 0.348, SLG: 0.391 (1, 8)	4-1 BB BB		0-1 P4		1-2 CS 1B		0-0 SH1-4 1B			3	0	2	0	1	0	0											
<b>Chris Gomez, R</b> OBP: 0.356, SLG: 0.356 (1, 3)	1 SAFE SAFE BB	4-2 BB	1-3 K		1-0 CS 1B		1-0 1B	1-1 SH1-4 1B		2	1	1	0	1	1	0											
<b>Inning Stats</b>	R: 0 E: 0 K: 1 S: 15	H: 0 LOB: 2 BB: 2 P: 25	R: 0 E: 0 K: 2 S: 10	H: 0 LOB: 2 BB: 2 P: 19	R: 0 E: 0 K: 1 S: 15	H: 2 LOB: 0 BB: 0 P: 24	R: 0 E: 0 K: 1 S: 8	H: 0 LOB: 0 BB: 0 P: 10	R: 2 E: 0 K: 0 S: 12	H: 3 LOB: 0 BB: 0 P: 21	R: 0 E: 0 K: 0 S: 6	H: 2 LOB: 0 BB: 0 P: 9	R: 3 E: 0 K: 0 S: 19	H: 4 LOB: 2 BB: 1 P: 29	R: 0 E: 0 K: 0 S: 6	H: 1 LOB: 1 BB: 0 P: 8	1B: 11 2B: 0 3B: 0 HR: 1	SF: 0 SAC: 2 DP: 2 HBP: 0	WP: 0 PB: 0 SB: 0 CS: 1	PA: 39							
<b>PITCHER</b>	IP	WLS	BF	H	R	ER	SO	BB	IBB	HBP	BLK	WP	HR	S	P	ERA	WHIP										
<b>19 Scott Kazmir, L</b> ERA: 4.22	(1, 1)	6.1	L	28	8	3	3	0	4	0	0	0	0	68	111	4.26	1.895										
<b>54 Chad Orvella, R</b> ERA: 4.29	(7, 1)	0.2		6	3	2	2	0	1	0	0	0	0	17	26	27.00	6.000										
<b>Travis Harper, R</b> ERA: 7.36	(8, 1)	1.0		4	1	0	0	0	0	0	0	0	0	6	8	0.00	1.000										

Tampa Bay Devil Rays @ Baltimore Orioles  
 Oriole Park at Camden Yards, Baltimore, MD  
 Tue Aug 09 2005, 7:05 PM EDT  
 Att: 34,870 - Cloudy - 79 F

AB	31
R	5
H	12
RBI	5
BB	5
SO	5
LOB	15









Batter	1	2	3	4	5	6	7	8	9	AB	R	H	RBI	BB	SO	LOB	TOP				
<b>Julio Lugo, R</b> OBP: 0.358, SLG: 0.395 (1, 6)	B3			G6-4-3 1B		F8			P4	4	0	1	0	0	0	0	<b>Tampa Bay Devil Rays @ Baltimore Orioles</b> Oriole Park at Camden Yards, Baltimore, MD Thu Aug 11 2005, 7:05 PM EDT Att: 27,958 - Clear - 92 F <a href="http://livebaseballscores.com">livebaseballscores.com</a>				
<b>13 Carl Crawford, L</b> OBP: 0.322, SLG: 0.461 (1, 7)	P2			F8		K			G3	4	0	0	0	0	1	1					
<b>3 Jorge Cantu, R</b> OBP: 0.310, SLG: 0.466 (1, 5)	K			G6-4-3 1-2						3	0	0	0	0	2	1					
<b>Damon Hollins, R</b> OBP: 0.319, SLG: 0.458 (1, 8)				K		F8			P3	3	0	0	0	0	1	0					
<b>Aubrey Huff, L</b> OBP: 0.322, SLG: 0.434 (1, 10)				G4-3		HR			G3	3	1	1	0	0	0	0					
<b>Eduardo Perez, R</b> OBP: 0.356, SLG: 0.487 <b>Travis Lee, L</b> OBP: 0.338, SLG: 0.386 (8, PH) (8, 3)				L8		HR			FC5-4 1B	2	1	1	2	0	0	0					
<b>31 Jonny Gomes, R</b> OBP: 0.362, SLG: 0.556 (1, 9)				F7		G4-3			FC5-4 1-2	3	0	0	0	0	0	1					
<b>Toby Hall, R</b> OBP: 0.320, SLG: 0.391 (1, 2)				K		F9			G4-6-3 1-2	3	0	0	0	0	1	1					
<b>Nick Green, R</b> OBP: 0.341, SLG: 0.363 (1, 4)				G4-3		G3			K	3	0	0	0	0	1	0					
<b>Inning Stats</b>	R: 0 E: 0 K: 1 S: 7	H: 0 LOB: 0 BB: 0 P: 9	R: 0 E: 0 K: 1 S: 12	H: 0 LOB: 0 BB: 0 P: 18	R: 0 E: 0 K: 1 S: 9	H: 0 LOB: 0 BB: 0 P: 9	R: 0 E: 0 K: 0 S: 6	H: 1 LOB: 0 BB: 0 P: 7	R: 2 E: 0 K: 0 S: 9	H: 2 LOB: 0 BB: 0 P: 14	R: 0 E: 0 K: 1 S: 8	H: 0 LOB: 0 BB: 0 P: 9	R: 0 E: 0 K: 0 S: 5	H: 1 LOB: 0 BB: 0 P: 5	R: 0 E: 0 K: 1 S: 12	H: 0 LOB: 0 BB: 0 P: 13	1B: 2 2B: 1 3B: 0 HR: 1	SF: 0 SAC: 0 DP: 2 HBP: 0	WP: 0 PB: 0 SB: 0 CS: 0	PA: 29	
<b>PITCHER</b>	IP	WLS	BF	H	R	ER	SO	BB	IBB	HBP	BLK	WP	HR	S	P	ERA	WHIP				
<b>Bruce Chen, L</b> ERA: 4.16 (1, 1)	7.0	W	23	3	2	2	5	0	0	0	0	0	1	59	77	2.57	0.429				
<b>Todd Williams, R</b> ERA: 3.42 (8, 1)	1.0	H	3	1	0	0	0	0	0	0	0	0	0	5	5	0.00	1.000				
<b>B.J. Ryan, L</b> ERA: 2.86 (9, 1)	1.0	S	3	0	0	0	1	0	0	0	0	0	0	12	13	0.00	0.000				

Batter	1	2	3	4	5	6	7	8	9	AB	R	H	RBI	BB	SO	LOB	BOTTOM				
<b>1 Brian Roberts, S</b> OBP: 0.391, SLG: 0.533 (1, 4)	F8	L8		P5			K			4	0	0	0	0	1	3	<b>Tampa Bay Devil Rays @ Baltimore Orioles</b> Oriole Park at Camden Yards, Baltimore, MD Thu Aug 11 2005, 7:05 PM EDT Att: 27,958 - Clear - 92 F <a href="http://livebaseballscores.com">livebaseballscores.com</a>				
<b>Eric Byrnes, R</b> OBP: 0.326, SLG: 0.438 (1, 7)	G6-3			K		K			G5-3	4	0	0	0	0	2	0					
<b>6 Melvin Mora, R</b> OBP: 0.351, SLG: 0.462 (1, 5)	G6-3 1B			P3		G6-3			K	4	0	1	0	0	1	0					
<b>10 Miguel Tejada, R</b> OBP: 0.365, SLG: 0.566 (1, 6)	G5-3			G4-3		K			F9	4	0	0	0	0	1	1					
<b>Javy Lopez, R</b> OBP: 0.313, SLG: 0.480 <b>Sal Fasano, R</b> OBP: 0.315, SLG: 0.470 (9, 2)				FC5-4 1B		HR			L8	4	2	3	1	0	0	0					
<b>31 Jay Gibbons, L</b> OBP: 0.298, SLG: 0.505 (1, 10)				FC5-4 1B		P6			1B	3	1	1	0	1	0	1					
<b>Alejandro Freire, R</b> OBP: 0.250, SLG: 0.333 (1, 3)				F4		FC6-4 1B			K	4	1	2	0	0	1	3					
<b>David Newhan, L</b> OBP: 0.285, SLG: 0.340 (1, 9)				P5		FC6-4 1B			1B	3	0	1	1	0	0	3					
<b>Luis Matos, R</b> OBP: 0.347, SLG: 0.385 (1, 8)				F9		F8				3	0	1	1	0	0	3					
<b>Inning Stats</b>	R: 0 E: 0 K: 0 S: 12	H: 1 LOB: 1 BB: 0 P: 18	R: 1 E: 0 K: 0 S: 15	H: 2 LOB: 2 BB: 1 P: 26	R: 0 E: 0 K: 1 S: 8	H: 0 LOB: 0 BB: 0 P: 10	R: 2 E: 0 K: 0 S: 15	H: 3 LOB: 1 BB: 0 P: 20	R: 0 E: 0 K: 2 S: 8	H: 0 LOB: 0 BB: 0 P: 12	R: 1 E: 0 K: 0 S: 9	H: 2 LOB: 1 BB: 0 P: 14	R: 0 E: 0 K: 2 S: 10	H: 0 LOB: 0 BB: 0 P: 12	R: 0 E: 0 K: 1 S: 11	H: 1 LOB: 1 BB: 0 P: 15	1B: 8 2B: 0 3B: 0 HR: 1	SF: 0 SAC: 0 DP: 0 HBP: 0	WP: 0 PB: 0 SB: 1 CS: 0	PA: 34	
<b>PITCHER</b>	IP	WLS	BF	H	R	ER	SO	BB	IBB	HBP	BLK	WP	HR	S	P	ERA	WHIP				
<b>Doug Waechter, R</b> ERA: 5.32 (1, 1)	6.0	L	27	8	4	4	3	1	0	0	1	0	1	67	100	6.00	1.500				
<b>Joe Borowski, R</b> ERA: 3.09 (7, 1)	1.0		3	0	0	0	2	0	0	0	0	0	0	10	12	0.00	0.000				
<b>Danys Baez, R</b> ERA: 2.84 (8, 1)	1.0		4	1	0	0	1	0	0	0	0	0	0	11	15	0.00	1.000				

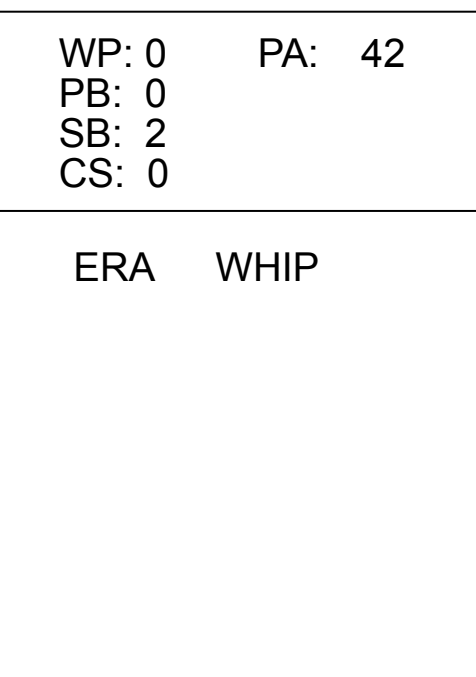




Batter	1	2	3	4	5	6	7	8	9	AB	R	H	RBI	BB	SO	LOB	TOP		
<b>Julio Lugo, R</b> OBP: 0.357, SLG: 0.392 (1, 6)	G6-3	SF8 1B	G6-3		K			L5		5	1	1	1	0	1	2			
<b>13 Carl Crawford, L</b> OBP: 0.318, SLG: 0.456 (1, 7)	F7	P5		G1-3		K		G4-3		5	0	0	0	0	1	3			
<b>3 Jorge Cantu, R</b> OBP: 0.314, SLG: 0.475 (1, 4)	E7	1B		HR		1B		F8		5	1	3	3	0	0	0			
<b>Aubrey Huff, L</b> OBP: 0.321, SLG: 0.432 <b>Toby Hall, R</b> OBP: 0.320, SLG: 0.391 (9, 2)	F9	SF8		1B		K		F7		4	0	1	1	0	1	2			
<b>31 Jonny Gomes, R</b> OBP: 0.358, SLG: 0.547 (1, 10)			K					F9		5	1	1	0	0	2	3			
<b>Travis Lee, L</b> OBP: 0.322, SLG: 0.401 (1, 3)		BB 1B	HR	G4-3				L9		5	2	3	1	0	0	1			
<b>Alex Gonzalez, R</b> OBP: 0.323, SLG: 0.413 (1, 5)		E6 1B	G1-3			K				4	1	1	1	0	1	2			
<b>Pete Laforest, L</b> OBP: 0.310, SLG: 0.346 <b>Damon Hollins, R</b> OBP: 0.319, SLG: 0.458 (9, 9)		BB 1B	G4-3		G3-6-3 1B					3	1	0	0	1	1	2			
<b>Joey Gathright, L</b> OBP: 0.333, SLG: 0.368 (1, 8)		BB 1B						G1-3		3	1	2	1	1	0	1			
<b>Inning Stats</b>	R: 0 H: 0 K: 0 S: 9	H: 0 R: 0 ER: 0 SO: 11	R: 6 H: 4 K: 1 S: 22	H: 4 R: 0 ER: 0 SO: 40	R: 1 H: 2 K: 0 S: 9	H: 2 R: 0 ER: 0 SO: 14	R: 1 H: 2 K: 0 S: 15	H: 2 R: 0 ER: 0 SO: 10	R: 0 H: 1 K: 2 S: 10	H: 1 R: 0 ER: 0 SO: 18	R: 0 H: 0 K: 0 S: 6	H: 0 R: 0 ER: 0 SO: 16	R: 0 H: 0 K: 0 S: 11	H: 0 R: 0 ER: 0 SO: 9	H: 0 R: 0 ER: 0 SO: 16	1B: 10 2B: 0 3B: 0 HR: 2	SF: 1 2B: 0 3B: 0 HBP: 0	WP: 0 PA: 42 CS: 0	
<b>PITCHER</b>	IP	WLS	BF	H	R	ER	SO	BB	IBB	HBP	BLK	WP	HR	S	P	ERA	WHIP		
<b>37 Jake Westbrook, R</b> ERA: 4.7 <b>Fernando Cabrera, R</b> ERA: 1.35 <b>David Riske, R</b> ERA: 2.86 (9, 1)	4.0	L	24	8	8	6	1	2	0	0	0	0	2	55	87	13.50	2.500		

Tampa Bay Devil Rays @ Cleveland Indians  
Jacobs Field, Cleveland, OH  
Fri Aug 12 2005, 7:05 PM EDT  
Att: 22,597 - Partly Cloudy - 90 F

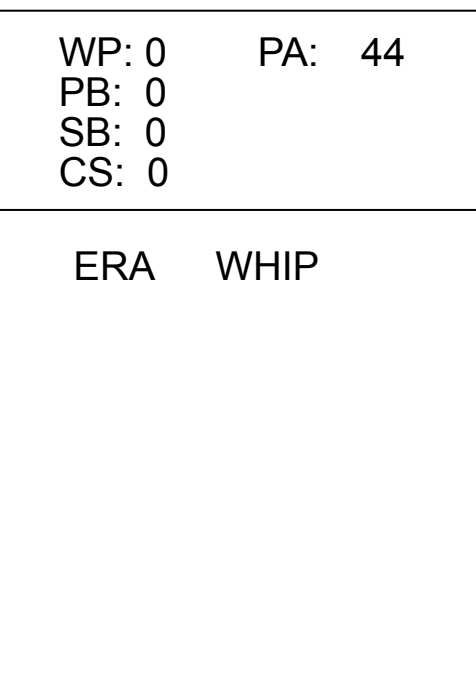
AB 39  
R 8  
H 12  
RBI 8  
BB 2  
SO 7  
LOB 16



Batter	1	2	3	4	5	6	7	8	9	AB	R	H	RBI	BB	SO	LOB	BOTTOM		
<b>24 Grady Sizemore, L</b> OBP: 0.349, SLG: 0.481 (1, 8)	1B 2B	F7		G6-3		2B		G5-3 1B		5	1	3	1	0	0	0			
<b>Coco Crisp, S</b> OBP: 0.343, SLG: 0.445 (1, 7)	41 1B 2B	G5-3 BB		2B		L8		G5-3		4	2	2	0	1	0	2			
<b>2 Jhonny Perella, R</b> OBP: 0.364, SLG: 0.539 (1, 6)	41 1B 2B	G5-3		48 E 1B		G1-6-3 1B		F8		5	1	3	1	0	0	2			
<b>48 Travis Hafner, L</b> OBP: 0.420, SLG: 0.567 (1, 10)	K			E4 41 G6-4-3 1B		G1-6-3				4	1	1	1	1	1	5			
<b>41 Victor Martinez, S</b> OBP: 0.357, SLG: 0.445 <b>Ramón Vázquez, L</b> OBP: 0.235, SLG: 0.246 (9, PR)	2B	G6-3		G6-4-3		G6-3		FC1-5 1B		5	0	2	0	0	0	4			
<b>José Hernández, R</b> OBP: 0.286, SLG: 0.367 <b>Jeff Liefer, L</b> OBP: 0.261, SLG: 0.356 (9, FH)	P4			P6		L7		FC1-5 1B		4	0	0	0	0	0	3			
<b>Ronnie Belliard, R</b> OBP: 0.328, SLG: 0.432 (1, 4)	1B			1B		K		FC1-5 1B		5	0	3	2	0	1	2			
<b>Aaron Boone, R</b> OBP: 0.291, SLG: 0.364 (1, 5)	BB			K		G6-3 1B		G6-4-3		4	1	2	0	1	1	3			
<b>Casey Blake, R</b> OBP: 0.312, SLG: 0.423 (1, 9)	F9			K		G6-3		P6		4	0	0	0	0	1	7			
<b>Inning Stats</b>	R: 3 H: 5 K: 1 S: 23	H: 5 R: 0 ER: 0 SO: 34	R: 0 H: 0 K: 0 S: 9	H: 0 R: 0 ER: 0 SO: 22	R: 0 H: 1 K: 2 S: 12	H: 1 R: 0 ER: 0 SO: 16	R: 1 H: 2 K: 0 S: 11	H: 2 R: 0 ER: 0 SO: 13	R: 0 H: 2 K: 0 S: 5	H: 0 R: 0 ER: 0 SO: 7	R: 0 H: 0 K: 1 S: 9	H: 0 R: 0 ER: 0 SO: 12	R: 1 H: 2 K: 0 S: 14	H: 3 R: 0 ER: 0 SO: 12	H: 0 R: 0 ER: 0 SO: 9	1B: 10 2B: 7 3B: 0 HR: 0	SF: 0 2B: 7 3B: 0 HBP: 0	WP: 0 PA: 44 CS: 0	
<b>PITCHER</b>	IP	WLS	BF	H	R	ER	SO	BB	IBB	HBP	BLK	WP	HR	S	P	ERA	WHIP		
<b>Mark Hendrickson, L</b> ERA: 6.77 <b>Trevor Miller, L</b> ERA: 3.9 <b>Travis Harper, R</b> ERA: 7.48 <b>Joe Borowski, R</b> ERA: 2.96 <b>Danyal Baze, R</b> ERA: 2.96 (9, 1)	5.1	H	30	12	4	4	3	3	0	0	0	0	0	7	8	6.75	2.812		

Tampa Bay Devil Rays @ Cleveland Indians  
Jacobs Field, Cleveland, OH  
Fri Aug 12 2005, 7:05 PM EDT  
Att: 22,597 - Partly Cloudy - 90 F

AB 41  
R 6  
H 17  
RBI 6  
BB 3  
SO 4  
LOB 28





Batter	1	2	3	4	5	6	7	8	9	AB R H RBI BB SO LOB	TOP											
Julio Lugo, R (1,6) OBP: 0.355, SLG: 0.397	0-1 HR		0-0 F9	1-3 K		1-0 F9		1-0 L1-3		5 1 1 1 0 1 5	<b>Tampa Bay Devil Rays @ Cleveland Indians</b> Jacobs Field, Cleveland, OH Sat Aug 13 2005, 7:05 PM EDT Att: 34,765 - Overcast - 79 F <a href="http://livebaseballscores.com">livebaseballscores.com</a>											
13 Carl Crawford, L (1,7) OBP: 0.317, SLG: 0.455	1-0 F7		0-0 3 HR	0-0 G3-1		2-1 G4-3		1-0 G4-3	5 1 1 0 0 0 4													
3 Jorge Cantu, R (1,4) OBP: 0.317, SLG: 0.493	2-2 G5-3		1-1 2B HR		1-2 G6-3		0-0 HR	1-2 1B 31 SF9 2B	5 3 3 3 0 0 0													
Aubrey Huff, L (1,9) OBP: 0.324, SLG: 0.442	1-1 HR		3-3 K		3-0 FC5-4 31 BB		0-0 G3	1-0 2B	5 1 3 1 0 1 0													
31 Jonny Gomes, R (1,10) OBP: 0.363, SLG: 0.562	1-1 F9			4-2 SH 1B	4-0 FC5-4		3-1 HR	0-0 SF9	2 2 1 2 2 0 0													
Travis Lee, L (1,3) OBP: 0.340, SLG: 0.397		3-1 G6-3		0-1 1B SH	0-1 FC5-4		0-3 K	3-H G3	5 0 1 0 0 1 3													
Alex Gonzalez, R (1,5) OBP: 0.323, SLG: 0.412		1-1 G4-6-3 1B		0-0 SH 1B	1-1 F8		1-1 F8		3 0 1 0 0 0 2													
Pete Laforest, L (1,2) OBP: 0.273, SLG: 0.300		1-1 G4-6-3		3-3 K		1-2 G4-3		2-0 G4-3	4 0 0 0 0 1 4													
Joey Gathright, L (1,8) OBP: 0.347, SLG: 0.391			1-2 G6-3	0-0 1B		0-0 F9 2B		0-0 L1-3 1B	4 0 3 1 0 0 0													
<b>Inning Stats</b>	R: 2 E: 0 K: 0 S: 10	H: 2 LOB: 0 BB: 0 P: 15	R: 0 E: 0 K: 0 S: 6	H: 1 LOB: 0 BB: 0 P: 11	R: 2 E: 0 K: 1 S: 10	H: 2 LOB: 0 BB: 0 P: 15	R: 1 E: 0 K: 2 S: 13	H: 2 LOB: 3 BB: 1 P: 21	R: 0 E: 0 K: 0 S: 8	H: 1 LOB: 2 BB: 1 P: 17		R: 0 E: 0 K: 1 S: 8	H: 1 LOB: 1 BB: 0 P: 12	R: 2 E: 0 K: 1 S: 9	H: 2 LOB: 0 BB: 0 P: 13	R: 0 E: 0 K: 0 S: 3	H: 1 LOB: 0 BB: 0 P: 6	R: 1 E: 0 K: 0 S: 8	H: 2 LOB: 1 BB: 0 P: 13	1B: 6 2B: 4 3B: 0 HR: 5	SF: 1 SAC: 1 DP: 2 HBP: 0	WP: 0 PB: 0 CS: 0
<b>PITCHER</b>	IP WLS BF H R ER SO BB IBB HBP BLK WP HR S P ERA WHIP											<b>PITCHER</b>	IP WLS BF H R ER SO BB IBB HBP BLK WP HR S P ERA WHIP									
Scott Elarton, R (1,1) ERA: 4.58	3.0 L 13 5 4 4 1 0 0 0 0 0 3 26 41 12.00 1.667																					
Jeremy Guthrie, R (4,1) ERA: 6.0	6.0 29 9 4 4 3 2 0 0 0 0 2 49 82 6.00 1.833																					

Batter	1	2	3	4	5	6	7	8	9	AB R H RBI BB SO LOB	BOTTOM											
24 Grady Sizemore, L (1,8) OBP: 0.350, SLG: 0.486	4-1 G3 S BB		3-2 K		1-2 P5		2-2 F7		0-1 HR	4 1 1 1 1 1 2	<b>Tampa Bay Devil Rays @ Cleveland Indians</b> Jacobs Field, Cleveland, OH Sat Aug 13 2005, 7:05 PM EDT Att: 34,765 - Overcast - 79 F <a href="http://livebaseballscores.com">livebaseballscores.com</a>											
Coco Crisp, S (1,7) OBP: 0.344, SLG: 0.445	2-2 G3		1-0 L7			4-2 48 2B BB	2-0 2B	0-1 G5-3	4 1 1 0 1 0 2													
2 Johnny Perella, R (1,6) OBP: 0.362, SLG: 0.534	2-1 F9			1-2 F9		0-3 K	1-3 K	2-0 1B	5 0 1 0 0 2 4													
48 Travis Hafner, L (1,10) OBP: 0.417, SLG: 0.565	1-2 F7			2-3 K		2-2 1-H 2B		0-0 L7	5 0 1 1 0 2 2													
41 Victor Martinez, S (1,2) OBP: 0.363, SLG: 0.449		1-2 G4-6-3 1B		1-0 1B		4-2 BB		1-0 2B 1B	3 0 3 0 1 0 0													
Ronnie Belliard, R (1,4) OBP: 0.329, SLG: 0.435		0-0 F9		1-1 1B		0-1 F7		3-2 1B	4 0 2 0 0 0 3													
Jeff Liefer, L (1,3) OBP: 0.240, SLG: 0.327		1-1 G4-6-3		1-2 G3		1-3 K		1-3 K 2B	4 0 0 0 0 2 7													
Aaron Boone, R (1,5) OBP: 0.291, SLG: 0.362			1-1 F8		0-3 K		0-0 FC6-4 1B	1-3 K	4 0 1 0 0 2 2													
Casey Blake, R (1,9) OBP: 0.314, SLG: 0.423			4-2 HBP		1-2 P6		0-1 FC6-4 2B	1-2 F8	0 0 0 0 0 0 0													
Ben Broussard, L (5,3) OBP: 0.311, SLG: 0.429							1-2 F8		3 0 0 0 0 0 1													
<b>Inning Stats</b>	R: 0 E: 0 K: 0 S: 9	H: 0 LOB: 1 BB: 1 P: 18	R: 0 E: 0 K: 0 S: 6	H: 1 LOB: 0 BB: 0 P: 8	R: 0 E: 0 K: 1 S: 11	H: 0 LOB: 1 BB: 0 P: 20	R: 0 E: 0 K: 1 S: 16	H: 2 LOB: 2 BB: 0 P: 22	R: 0 E: 0 K: 1 S: 11	H: 0 LOB: 0 BB: 0 P: 13	R: 1 E: 0 K: 2 S: 16	H: 1 LOB: 2 BB: 2 P: 27	R: 0 E: 0 K: 1 S: 10	H: 2 LOB: 2 BB: 0 P: 15	R: 0 E: 0 K: 3 S: 15	H: 2 LOB: 2 BB: 0 P: 24	R: 1 E: 0 K: 0 S: 9	H: 2 LOB: 1 BB: 0 P: 12	1B: 6 2B: 3 3B: 0 HR: 1	SF: 0 SAC: 0 DP: 1 HBP: 1	WP: 0 PB: 0 CS: 0	PA: 40
<b>PITCHER</b>	IP WLS BF H R ER SO BB IBB HBP BLK WP HR S P ERA WHIP											<b>PITCHER</b>	IP WLS BF H R ER SO BB IBB HBP BLK WP HR S P ERA WHIP									
37 Seth McClung, R (1,1) ERA: 7.17	5.1 W 23 4 1 1 4 3 0 0 0 0 0 64 102 1.69 1.312																					
54 Chad Orvella, R (6,1) ERA: 3.95	2.2 H 12 4 0 0 5 0 0 0 0 0 0 30 45 0.00 1.500																					
Trever Miller, L (9,1) ERA: 4.06	1.0 5 2 1 1 0 0 0 0 0 0 0 1 9 12 9.00 2.000																					



Batter	1	2	3	4	5	6	7	8	9	AB	R	H	RBI	BB	SO	LOB	TOP				
Julio Lugo, R OBP: 0.354, SLG: 0.396 (1, 6)	F8		G5-3			SH5-3 P3 1B		P4		4	0	1	0	0	0	0	<b>Tampa Bay Devil Rays @ Cleveland Indians</b> Jacobs Field, Cleveland, OH Sun Aug 14 2005, 1:05 PM EDT Att: 25,361 - Overcast - 74 F				
Nick Green, R OBP: 0.338, SLG: 0.359 (1, 4)	F7		F9			SH5-3 1-2		G4-3		3	0	0	0	0	0	0					
3 Jorge Cantu, R OBP: 0.318, SLG: 0.495 (1, 10)	2B		L7			P3 2-3		1B		4	0	2	0	0	0	1					
31 Jonny Gomes, R OBP: 0.361, SLG: 0.553 13 Carl Crawford, L OBP: 0.317, SLG: 0.455 (1, 7) (9, 7)	BB				L6	F9				3	0	0	0	1	1	2					
Aubrey Huff, L OBP: 0.323, SLG: 0.440 Joey Gathright, L OBP: 0.347, SLG: 0.391 (1, 9) (9, 8)	F7		G4-3				1B		K	4	0	1	0	0	1	2					
Eduardo Perez, R OBP: 0.362, SLG: 0.492 Travis Lee, L OBP: 0.342, SLG: 0.410 (1, 3) (9, PH) (9, 3)	1B		P6			FC5-4 1B		HR		3	0	2	0	0	0	0					
Damon Hollins, R OBP: 0.314, SLG: 0.451 (1, 8) (9, 9)	L9				G6-3	F8		G6-3		4	0	0	0	0	0	3					
Toby Hall, R OBP: 0.319, SLG: 0.389 (1, 2)	K				F8	P3		1B		4	0	1	0	0	1	3					
Alex Gonzalez, R OBP: 0.317, SLG: 0.404 (1, 5)	K				F8	FC5-4 1-2		K		4	0	0	0	0	2	4					
<b>Inning Stats</b>	R: 0 E: 0 K: 0 S: 11	H: 1 LOB: 2 BB: 1 P: 21	R: 0 E: 0 K: 2 S: 11	H: 1 LOB: 1 BB: 0 P: 19	R: 0 E: 0 K: 0 S: 7	H: 0 LOB: 0 BB: 0 P: 9	R: 0 E: 0 K: 0 S: 6	H: 0 LOB: 0 BB: 0 P: 8	R: 0 E: 0 K: 0 S: 7	H: 0 LOB: 0 BB: 0 P: 10	R: 0 E: 0 K: 0 S: 9	H: 2 LOB: 2 BB: 0 P: 13	R: 0 E: 0 K: 1 S: 12	H: 1 LOB: 1 BB: 0 P: 18	R: 1 E: 0 K: 2 S: 15	H: 2 LOB: 1 BB: 0 P: 20		1B: 6 2B: 1 3B: 0 HR: 1	SF: 0 SAC: 1 DP: 0 HBP: 0	WP: 0 PB: 0 CS: 0	PA: 36
<b>PITCHER</b>	IP	WLS	BF	H	R	ER	SO	BB	IBB	HBP	BLK	WP	HR	S	P	ERA	WHIP				
31 Cliff Lee, L ERA: 4.03 Bob Wickman, R ERA: 3.09 (1, 1) (9, 1)	8.0		31	6	0	0	3	1	0	0	0	0	0	70	108	0.00	0.875				

Batter	1	2	3	4	5	6	7	8	9	AB	R	H	RBI	BB	SO	LOB	BOTTOM					
24 Grady Sizemore, L OBP: 0.351, SLG: 0.485 (1, 8)	41 WP 1B BB		K		G3		CS 1B			3	0	1	0	1	1	0	<b>Tampa Bay Devil Rays @ Cleveland Indians</b> Jacobs Field, Cleveland, OH Sun Aug 14 2005, 1:05 PM EDT Att: 25,361 - Overcast - 74 F					
Coco Crisp, S OBP: 0.345, SLG: 0.446 (1, 7)	41 WP 1B		2 WP 1B		G5-3		G3			4	0	2	0	0	0	1						
2 Johnny Peralta, R OBP: 0.361, SLG: 0.529 (1, 6)	K		BB		G5-3					3	0	0	0	1	2	2						
48 Travis Hafner, L OBP: 0.415, SLG: 0.560 (1, 10)	K		F7			41 WP 1B BB		G4-3		3	0	0	0	1	1	4						
41 Victor Martinez, S OBP: 0.362, SLG: 0.447 (1, 2)	K		G5-3			1B		G3		4	0	1	0	0	1	4						
Ronnie Belliard, R OBP: 0.331, SLG: 0.434 (1, 4)	1B				L9		F8		SH3-4 BB	3	0	1	0	1	0	2						
José Hernández, R OBP: 0.281, SLG: 0.360 (1, 5)	L8		P3			K		SH3-4		3	0	0	0	0	1	3						
Casey Blake, R OBP: 0.316, SLG: 0.424 (1, 3)	L9				1B			G5-3		4	0	2	0	0	0	2						
Jason Dubois, R OBP: 0.295, SLG: 0.455 Jeff Liefer, L OBP: 0.235, SLG: 0.320 (1, 9) (9, PH)	K				K		1B		G1-3	3	0	0	0	0	3	2						
<b>Inning Stats</b>	R: 0 E: 0 K: 3 S: 17	H: 1 LOB: 2 BB: 1 P: 28	R: 0 E: 0 K: 1 S: 10	H: 1 LOB: 0 BB: 0 P: 16	R: 0 E: 0 K: 1 S: 14	H: 1 LOB: 1 BB: 1 P: 26	R: 0 E: 0 K: 1 S: 9	H: 1 LOB: 0 BB: 0 P: 13	R: 0 E: 0 K: 1 S: 6	H: 0 LOB: 0 BB: 0 P: 12	R: 0 E: 0 K: 1 S: 12	H: 2 LOB: 2 BB: 1 P: 19	R: 0 E: 0 K: 1 S: 9	H: 1 LOB: 0 BB: 0 P: 14	R: 0 E: 0 K: 1 S: 7	H: 0 LOB: 0 BB: 0 P: 12		R: 0 E: 0 K: 0 S: 9	H: 0 LOB: 1 BB: 1 P: 16	1B: 7 2B: 0 3B: 0 HR: 0	SF: 0 SAC: 1 DP: 0 HBP: 0	WP: 2 PB: 0 CS: 1
<b>PITCHER</b>	IP	WLS	BF	H	R	ER	SO	BB	IBB	HBP	BLK	WP	HR	S	P	ERA	WHIP					
19 Scott Kazmir, L ERA: 4.04 Joe Borrowski, R ERA: 2.73 Danys Baez, R ERA: 2.91 (1, 1) (7, 1) (9, 1)	6.0	W	6	1	0	0	2	0	0	0	0	0	0	16	26	0.00	0.500					



Batter	1	2	3	4	5	6	7	8	9	AB	R	H	RBI	BB	SO	LOB	TOP					
<b>2 Derek Jeter, R</b> (1, 10) OBP: 0.395, SLG: 0.452	G5-3			FC5-4 1B	E5 24 1B 1B		G6-3		G3	5	1	1	0	0	0	0	<b>New York Yankees @ Tampa Bay Devil Rays</b> Tropicana Field, St. Petersburg, FL Mon Aug 15 2005, 7:15 PM EDT Att: 19,320 - Dome - 72 F <a href="http://livebaseballscores.com">livebaseballscores.com</a>					
<b>24 Robinson Cano, L</b> (1, 4) OBP: 0.303, SLG: 0.428	P6			F7	1B		G3		F8	5	0	1	0	0	0	1						
<b>Gary Sheffield, R</b> (1, 9) OBP: 0.395, SLG: 0.532	F8			FC5-4 13 HR	1B		HR			4	2	2	2	0	0	1						
<b>13 Alex Rodriguez, R</b> (1, 5) OBP: 0.421, SLG: 0.611				HR	1B		2B			3	1	2	2	1	1	2						
<b>55 Hideki Matsui, L</b> (1, 7) OBP: 0.365, SLG: 0.503	F8			BB			F8			2	0	0	0	2	0	2						
<b>25 Jason Giambi, L</b> (1, 3) OBP: 0.441, SLG: 0.531	G3			K						4	0	0	0	0	1	3						
<b>Tino Martinez, L</b> (8, 3) OBP: 0.329, SLG: 0.470										0	0	0	0	0	0	0						
<b>20 Jorge Posada, S</b> (1, 2) OBP: 0.340, SLG: 0.418				G6-3	G5-3		G6-3			3	0	0	0	1	0	1						
<b>Bernie Williams, S</b> (1, 8) OBP: 0.333, SLG: 0.386				G6-3			L4-3 BB			3	1	1	0	1	0	1						
<b>Bubba Crosby, L</b> (8, 8) OBP: 0.236, SLG: 0.179					2B		L4-3			0	0	0	0	0	0	0						
<b>Felix Escalona, R</b> (1, 6) OBP: 0.316, SLG: 0.491				K	K		FC5-4		F8	4	0	0	0	0	2	3						
<b>Inning Stats</b>	R: 0 E: 0 K: 0 S: 5	H: 0 LOB: 0 BB: 0 P: 6	R: 0 E: 0 K: 0 S: 5	H: 0 LOB: 0 BB: 1 P: 10	R: 0 E: 0 K: 1 S: 8	H: 0 LOB: 0 BB: 0 P: 13	R: 2 E: 0 K: 1 S: 20	H: 2 LOB: 1 BB: 1 P: 36	R: 2 E: 1 K: 2 S: 21	H: 3 LOB: 2 BB: 0 P: 29	R: 0 E: 0 K: 0 S: 20	H: 0 LOB: 2 BB: 2 P: 32	R: 1 E: 0 K: 0 S: 11	H: 2 LOB: 1 BB: 0 P: 19	R: 0 E: 0 K: 0 S: 5	H: 0 LOB: 0 BB: 1 P: 11	R: 0 E: 0 K: 0 S: 6	H: 0 LOB: 0 BB: 0 P: 9	1B: 3 2B: 3 3B: 0 HR: 2	SF: 0 SAC: 0 DP: 2 HBP: 0	WP: 0 SB: 0 CS: 0	PA: 38
<b>PITCHER</b>	IP	WLS	BF	H	R	ER	SO	BB	IBB	HBP	BLK	WP	HR	S	P	ERA	WHIP					
<b>Casey Fossum, L</b> (1, 1) ERA: 4.4	6.0	L	27	5	4	2	4	3	1	0	1	0	1	79	126	3.00	1.333					
<b>Travis Harper, R</b> (7, 1) ERA: 7.39	2.0		8	2	1	1	0	1	0	0	0	0	1	16	30	4.50	1.500					
<b>Jesus Colome, R</b> (9, 1) ERA: 5.88	1.0		3	0	0	0	0	0	0	0	0	0	0	6	9	0.00	0.000					

Batter	1	2	3	4	5	6	7	8	9	AB	R	H	RBI	BB	SO	LOB	BOTTOM					
<b>Julio Lugo, R</b> (1, 6) OBP: 0.354, SLG: 0.393	G6-3		F7		13 CS HBP			K		3	0	0	0	0	1	0	<b>New York Yankees @ Tampa Bay Devil Rays</b> Tropicana Field, St. Petersburg, FL Mon Aug 15 2005, 7:15 PM EDT Att: 19,320 - Dome - 72 F <a href="http://livebaseballscores.com">livebaseballscores.com</a>					
<b>13 Carl Crawford, L</b> (1, 7) OBP: 0.315, SLG: 0.452	G4-3		G4-3		CS		P4	G1-3		4	0	0	0	0	0	0						
<b>3 Jorge Cantu, R</b> (1, 4) OBP: 0.316, SLG: 0.491	F8			G5-3			G6-3	L5		4	0	0	0	0	0	0						
<b>Aubrey Huff, L</b> (1, 9) OBP: 0.323, SLG: 0.440		P6		F8			F9	F9 2B		4	0	1	0	0	0	0						
<b>31 Jonny Gomes, R</b> (1, 10) OBP: 0.372, SLG: 0.571		S HBP		HR			F9 1B HBP	S HBP		1	1	1	1	0	0	0						
<b>Travis Lee, L</b> (1, 3) OBP: 0.341, SLG: 0.406				K			K	F9		3	0	0	0	1	2	3						
<b>Alex Gonzalez, R</b> (1, 5) OBP: 0.321, SLG: 0.410		L7			WP 1B 2B		FC6 1B	G1-3		4	1	2	0	0	0	4						
<b>Toby Hall, R</b> (1, 2) OBP: 0.318, SLG: 0.387		P6			G6-3 1B		F9	F7		4	0	1	1	0	0	6						
<b>Joey Gathright, L</b> (1, 8) OBP: 0.339, SLG: 0.381			L7		G6-3		FC6			3	0	0	0	0	0	3						
<b>Inning Stats</b>	R: 0 E: 0 K: 0 S: 5	H: 0 LOB: 0 BB: 0 P: 6	R: 0 E: 0 K: 0 S: 7	H: 0 LOB: 2 BB: 1 P: 16	R: 0 E: 0 K: 0 S: 6	H: 0 LOB: 0 BB: 0 P: 7	R: 1 E: 0 K: 1 S: 11	H: 1 LOB: 0 BB: 0 P: 16	R: 1 E: 0 K: 0 S: 10	H: 2 LOB: 0 BB: 0 P: 15	R: 0 E: 0 K: 0 S: 6	H: 0 LOB: 0 BB: 0 P: 10	R: 0 E: 0 K: 1 S: 9	H: 1 LOB: 2 BB: 0 P: 14	R: 0 E: 0 K: 1 S: 5	H: 0 LOB: 0 BB: 0 P: 8		R: 0 E: 0 K: 0 S: 13	H: 1 LOB: 2 BB: 0 P: 18	1B: 2 2B: 2 3B: 0 HR: 1	SF: 0 SAC: 0 DP: 1 HBP: 4	WP: 1 SB: 0 CS: 1
<b>PITCHER</b>	IP	WLS	BF	H	R	ER	SO	BB	IBB	HBP	BLK	WP	HR	S	P	ERA	WHIP					
<b>Jaret Wright, R</b> (1, 1) ERA: 7.62	6.1	W	25	4	2	2	2	1	0	3	0	0	0	3	5	0.00	0.789					
<b>Tanyon Sturtze, R</b> (7, 1) ERA: 4.18	0.2	H	2	0	0	0	0	0	0	0	0	0	0	3	5	0.00	0.000					
<b>Tom Gordon, R</b> (8, 1) ERA: 2.8	1.0	H	3	0	0	0	1	0	0	0	0	0	0	5	8	0.00	0.000					
<b>42 Mariano Rivera, R</b> (9, 1) ERA: 1.3	1.0	S	5	1	0	0	0	0	0	1	0	0	0	13	18	0.00	1.000					





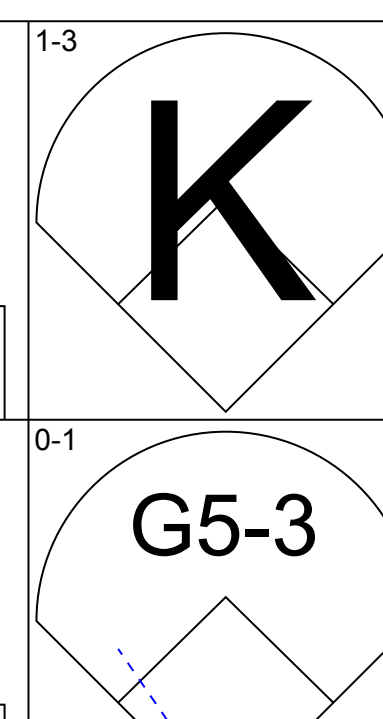
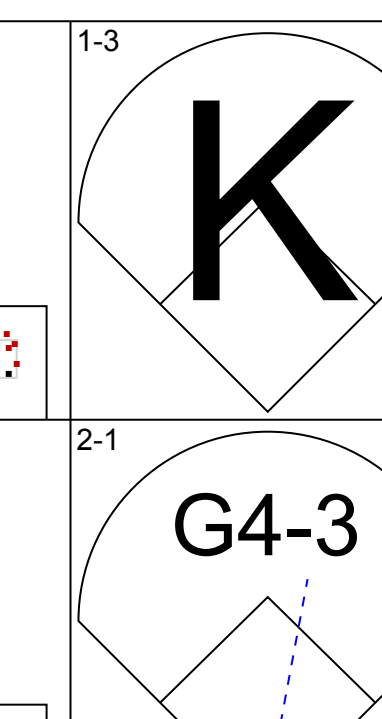
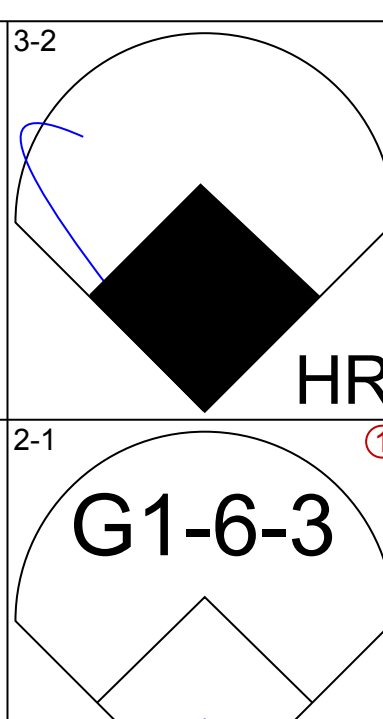
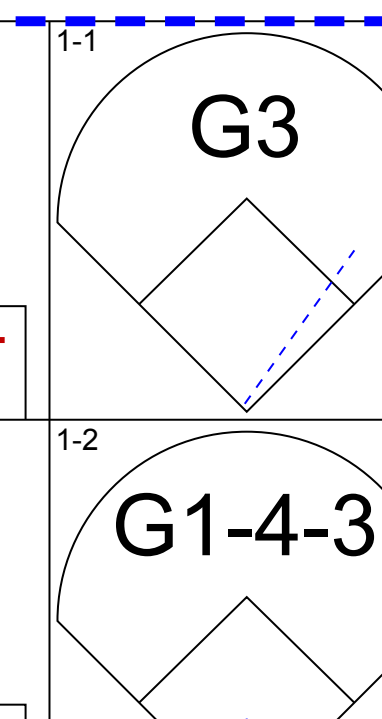
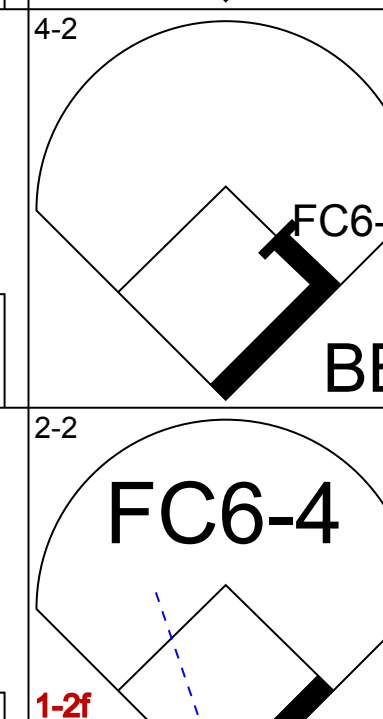

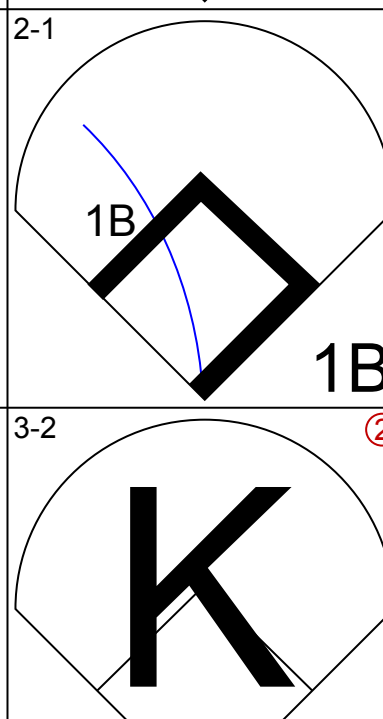
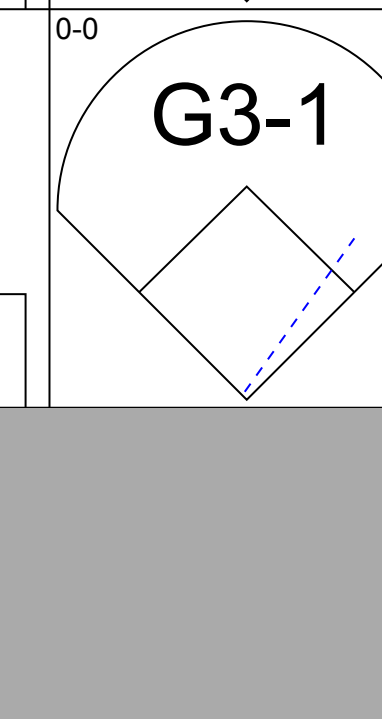

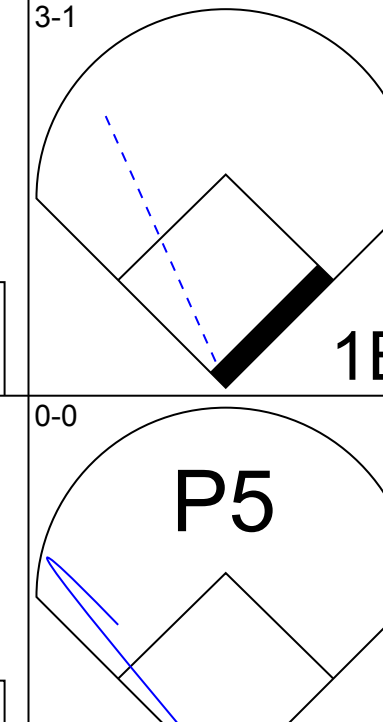
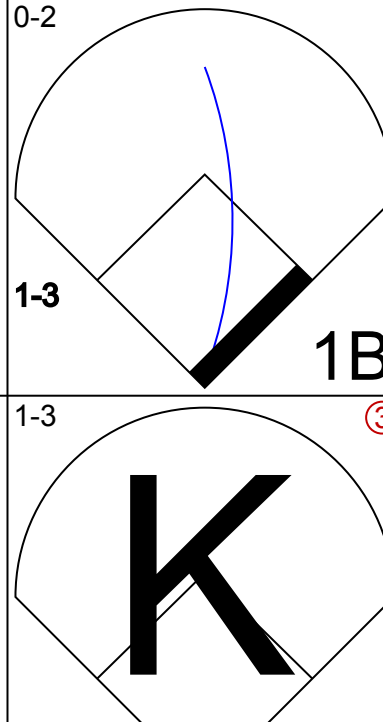




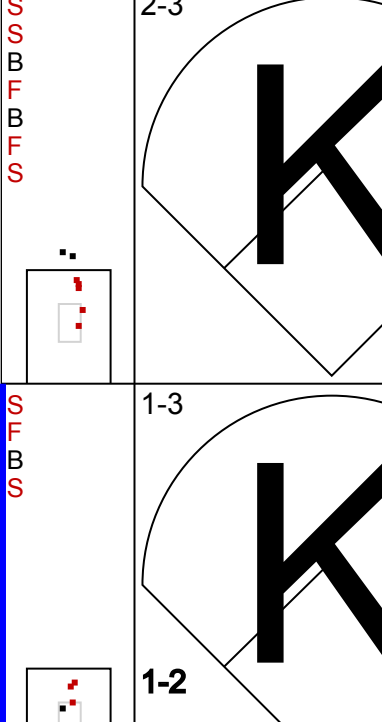
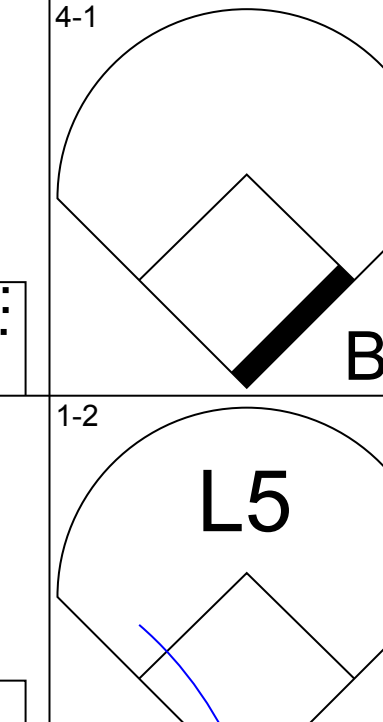


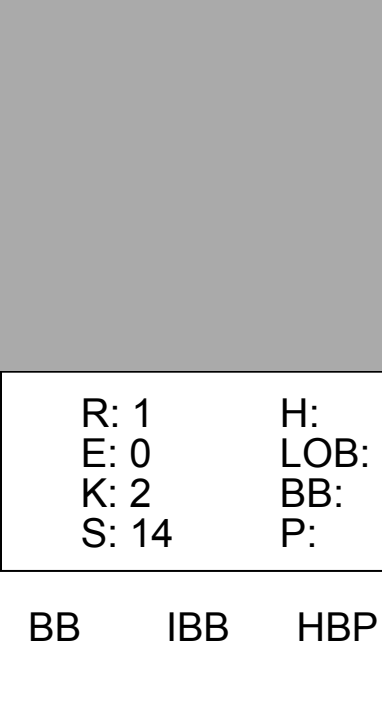



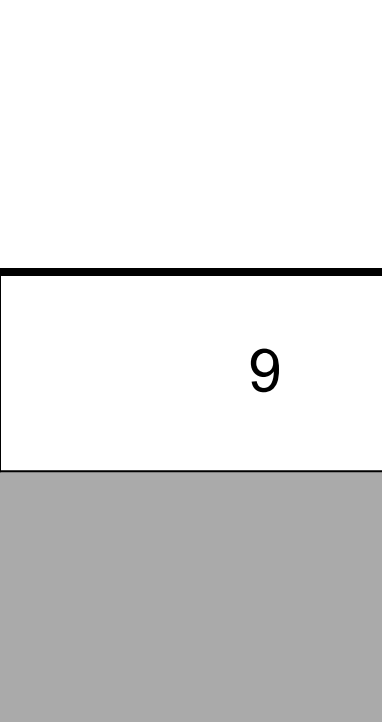

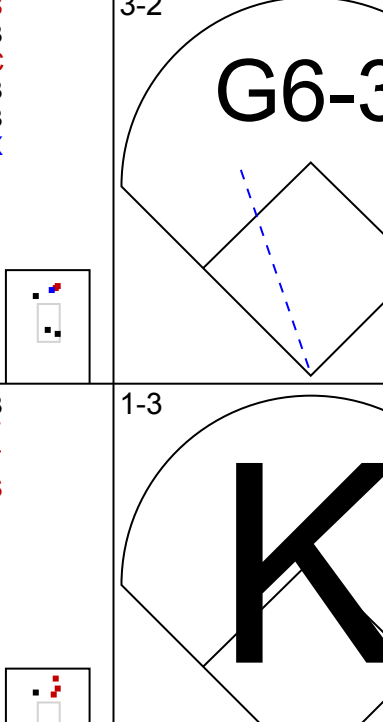

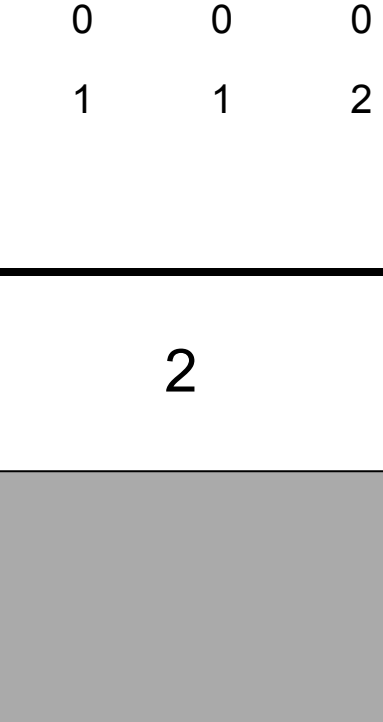
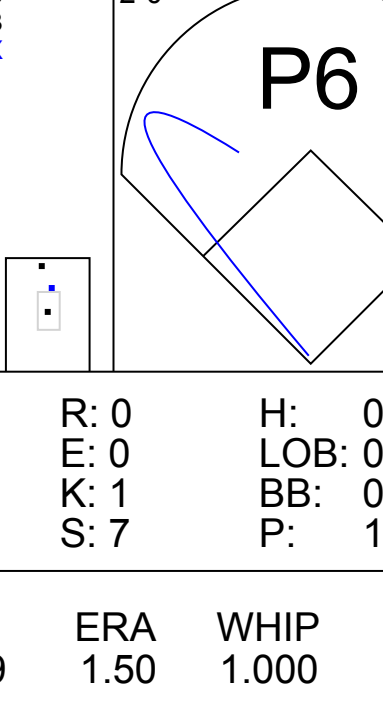

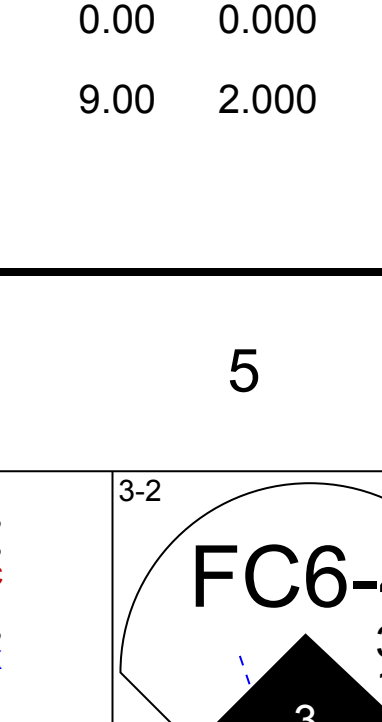

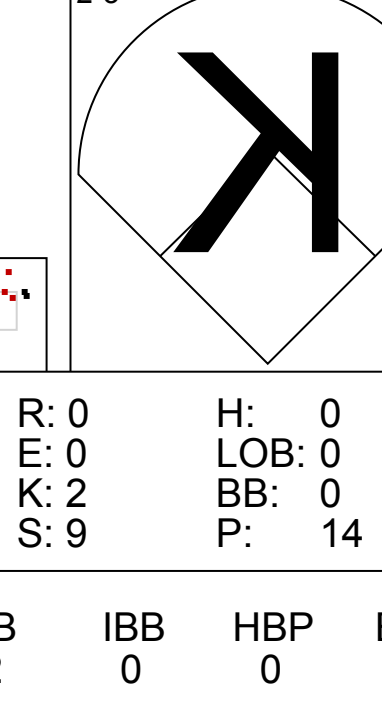
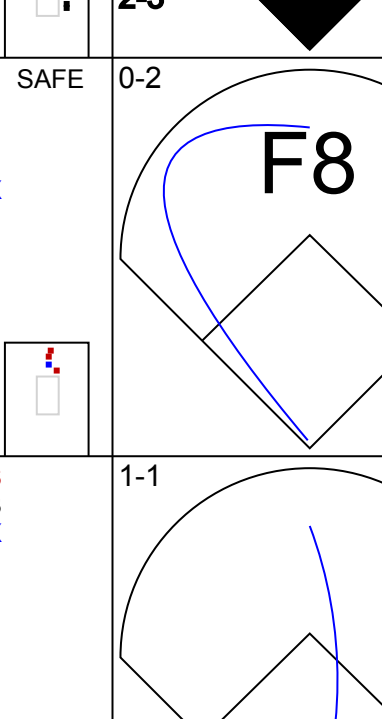
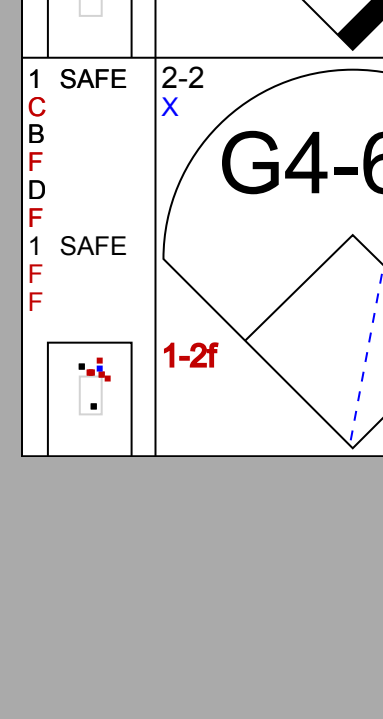


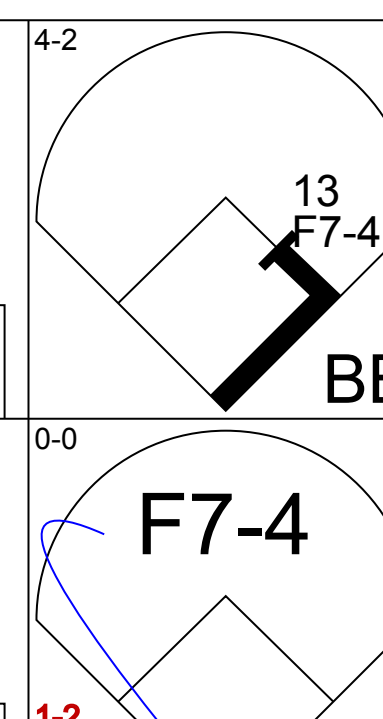
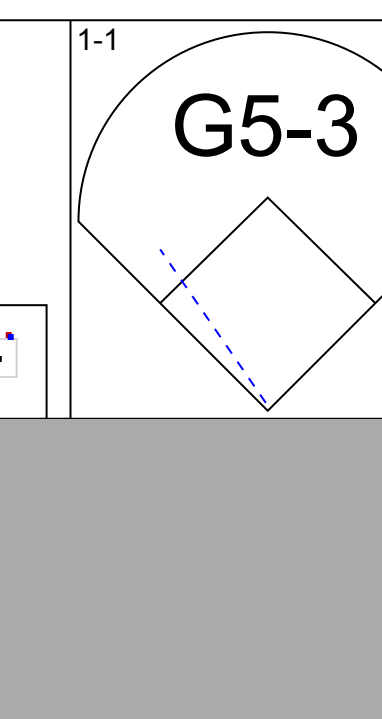

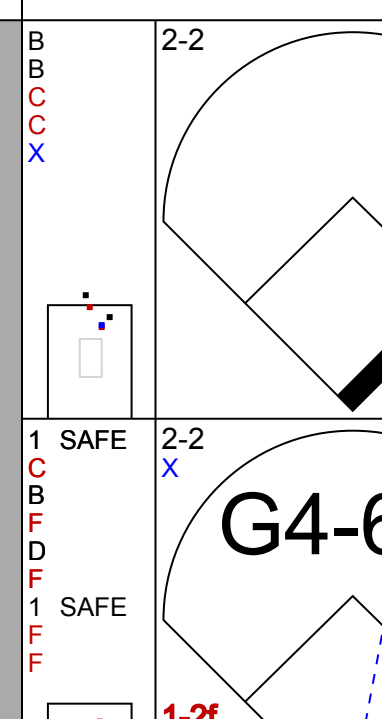
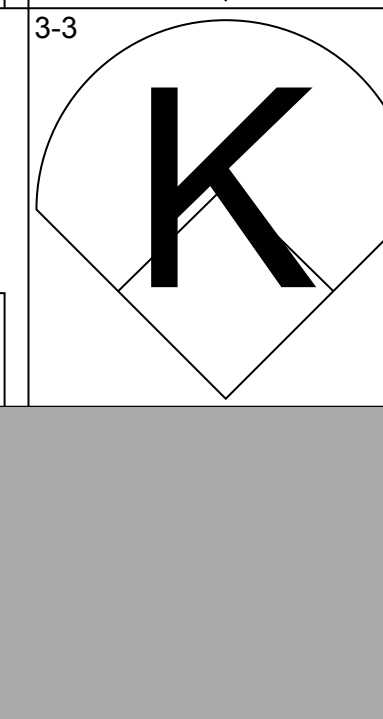
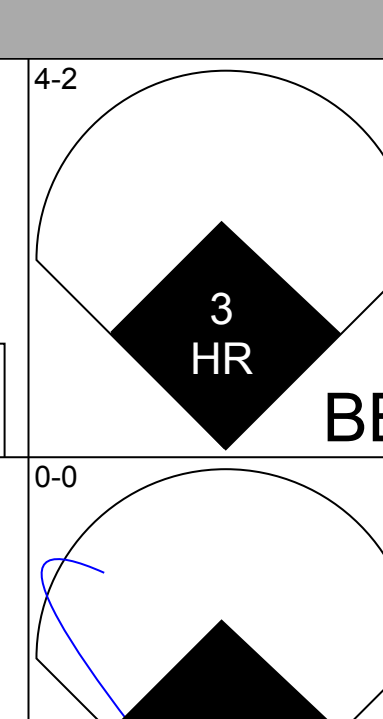
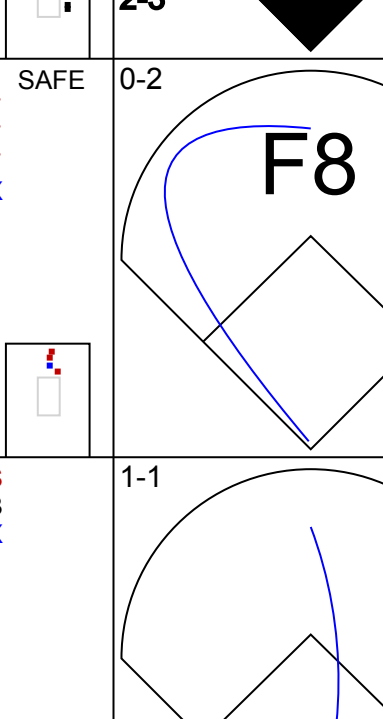


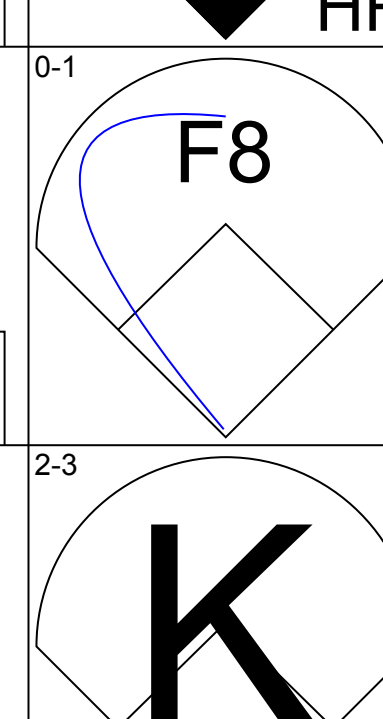
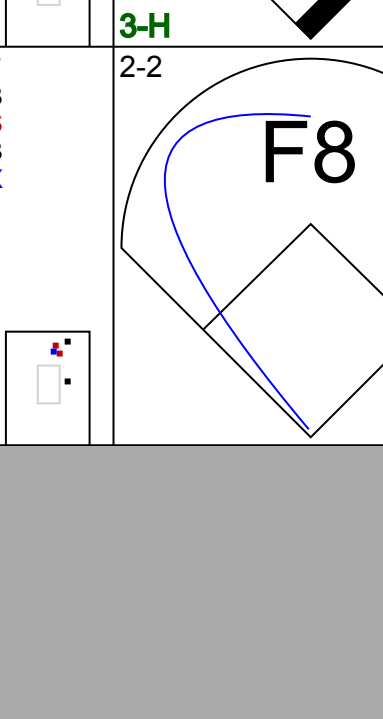
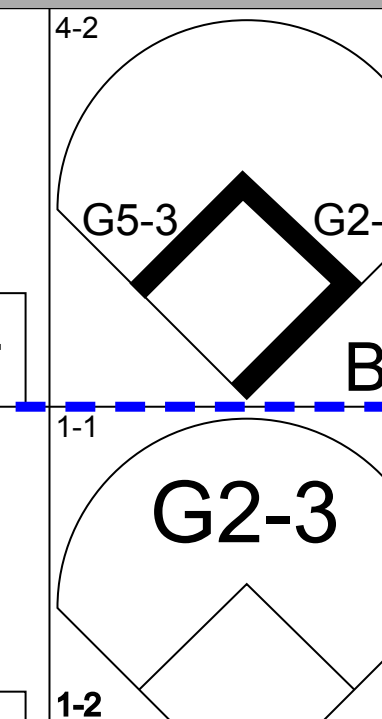

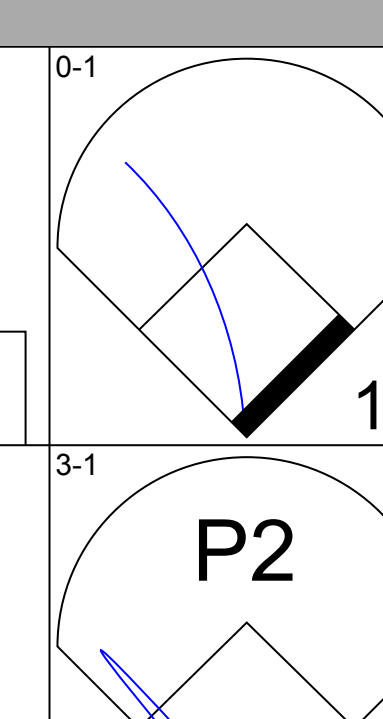
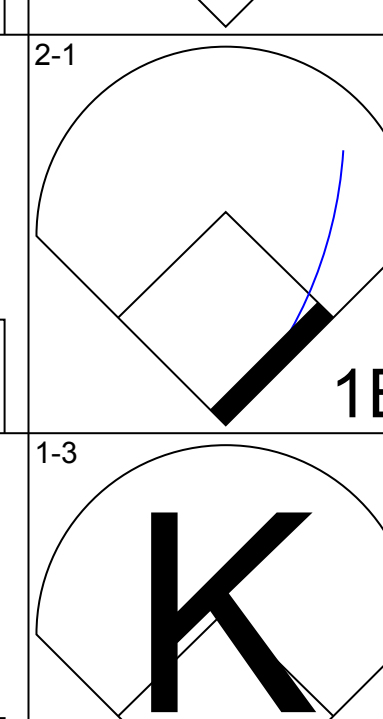

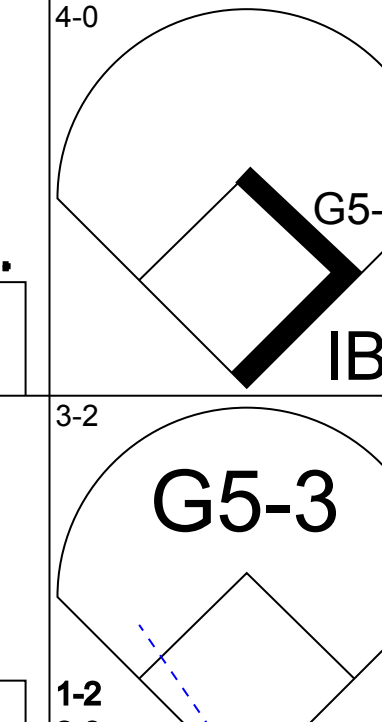
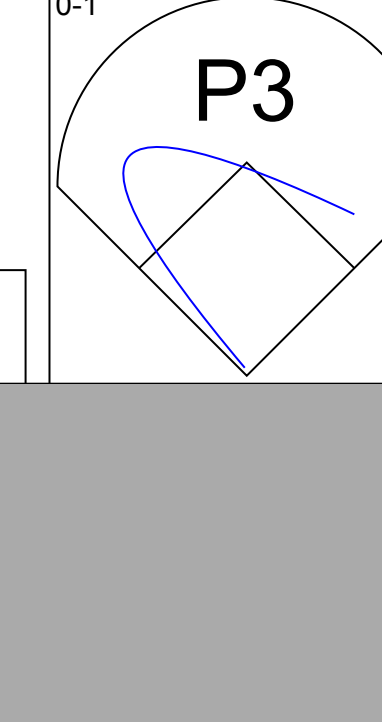
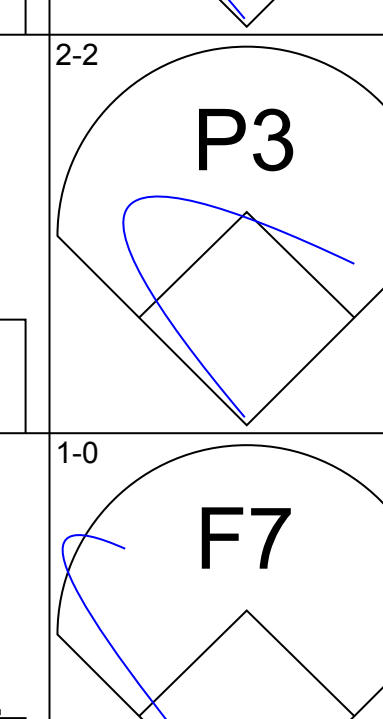
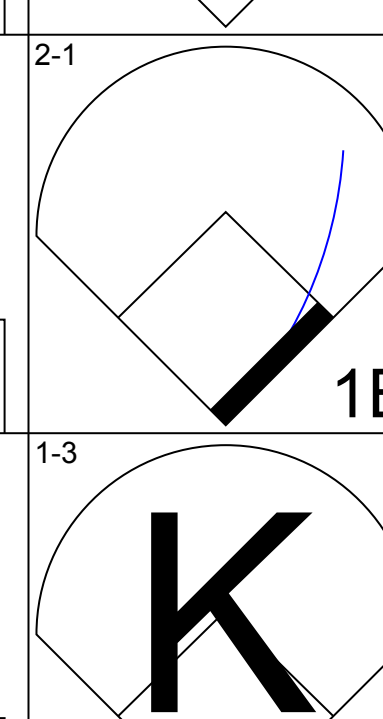
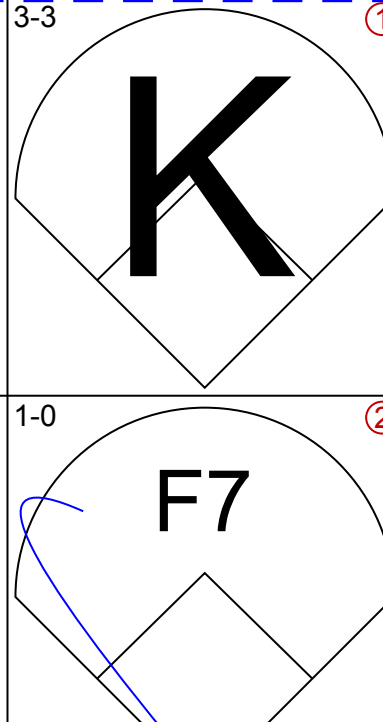
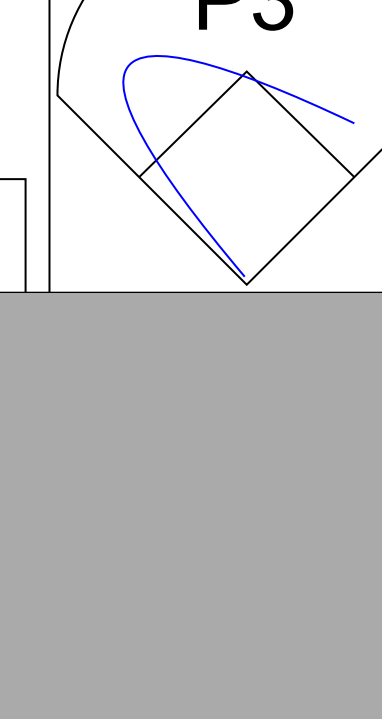



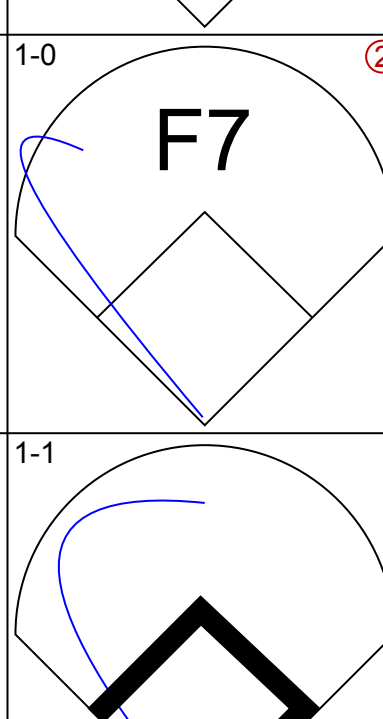
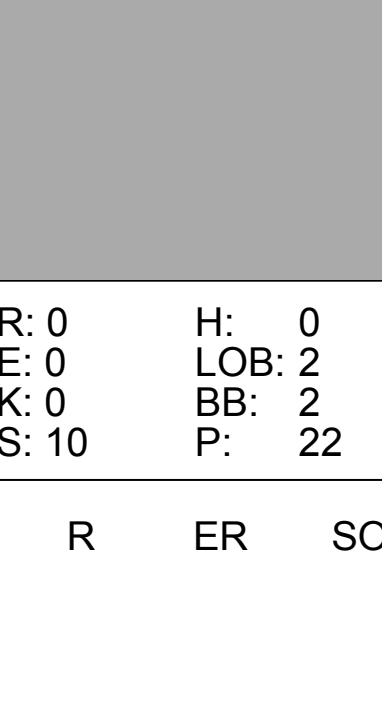
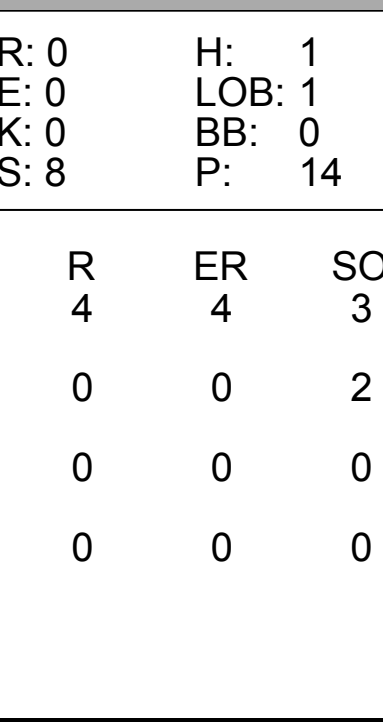
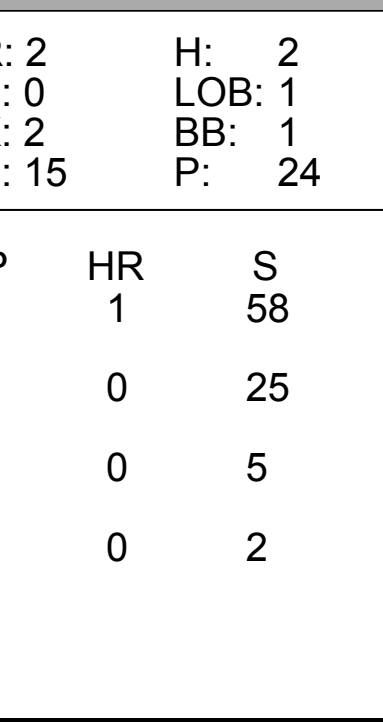
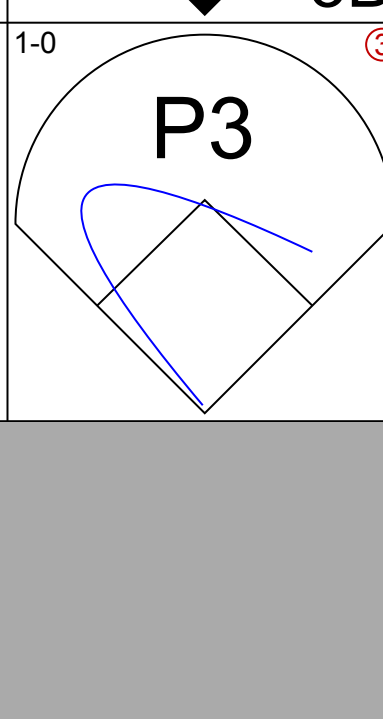

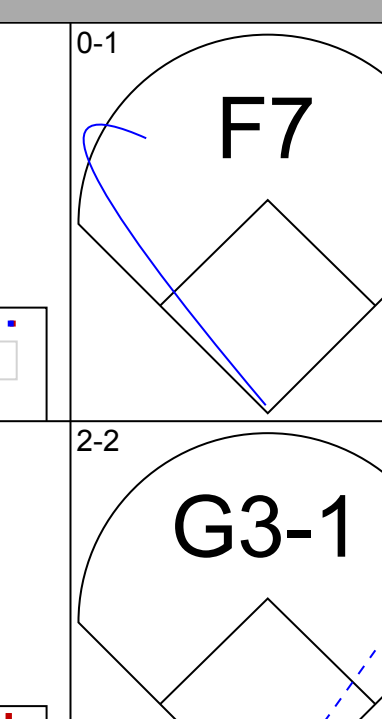
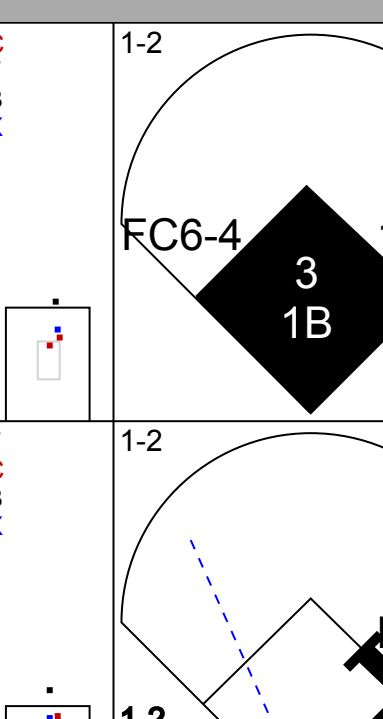
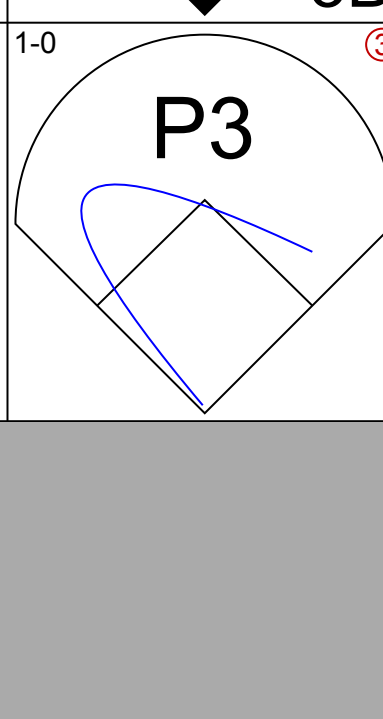
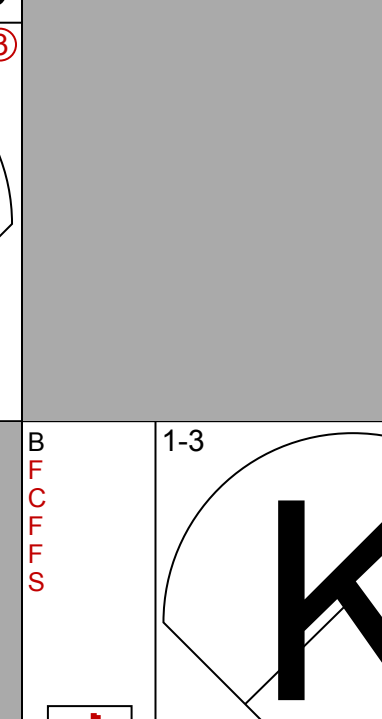
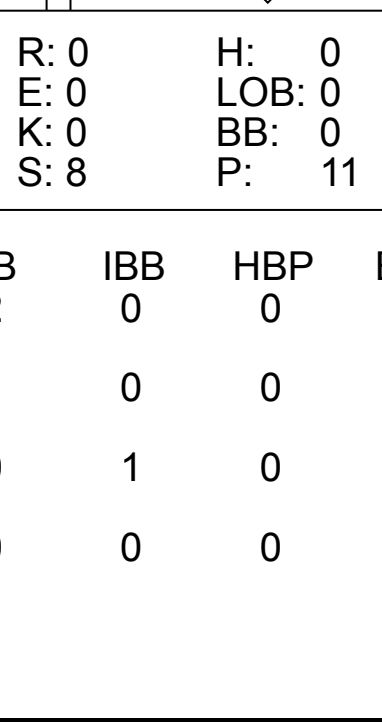
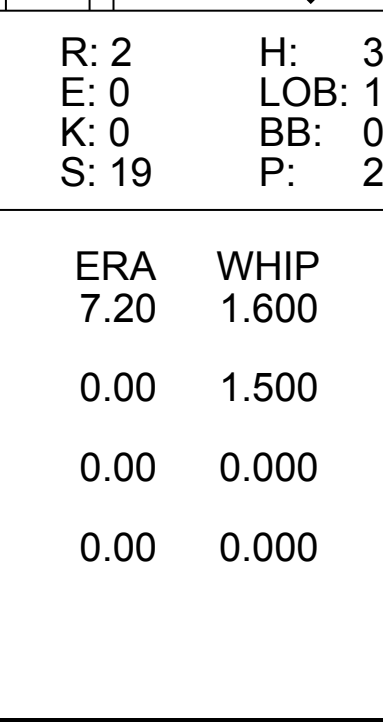
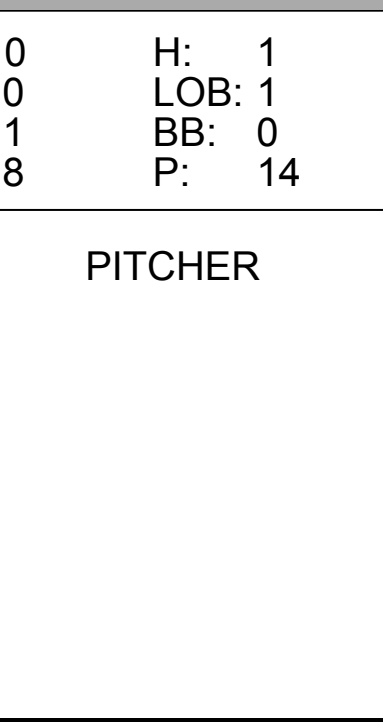
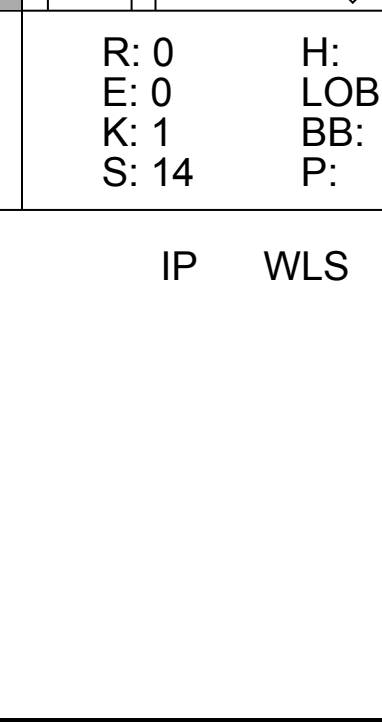








Batter	1	2	3	4	5	6	7	8	9	AB	R	H	RBI	BB	SO	LOB	TOP						
<b>Gary Matthews, S</b> (1, 8) OBP: 0.334, SLG: 0.488										4	1	1	1	0	2	0	<b>Texas Rangers @ Tampa Bay Devil Rays</b> Tropicana Field, St. Petersburg, FL Sat Aug 20 2005, 6:15 PM EDT Att: 19,041 - Dome - 72 F <a href="http://livebaseballscorecards.com">livebaseballscorecards.com</a>						
<b>10 Michael Young, R</b> (1, 6) OBP: 0.373, SLG: 0.497										4	0	0	0	0	0	0							
<b>23 Mark Teixeira, S</b> (1, 3) OBP: 0.356, SLG: 0.524										3	0	1	0	1	1	0							
<b>Alfonso Soriano, R</b> (1, 4) OBP: 0.320, SLG: 0.538										4	1	1	1	0	2	2							
<b>Kevin Mench, R</b> (1, 7)										3	0	2	0	1	0	0							
<b>9 Hank Blalock, L</b> (1, 5) OBP: 0.333, SLG: 0.464										4	0	1	0	0	1	4							
<b>Phil Nevin, R</b> (1, 10) OBP: 0.291, SLG: 0.390										4	0	0	0	0	3	2							
<b>Marshall McDougall, R</b> (1, 9) OBP: 0.200, SLG: 0.200										3	0	0	0	0	3	1							
<b>David Dellucci, L</b> (9, PH) OBP: 0.388, SLG: 0.504										1	0	0	0	0	1	1							
<b>Rod Barajas, R</b> (1, 2) OBP: 0.310, SLG: 0.433										3	0	0	0	0	1	0							
<b>Inning Stats</b>	R: 0 E: 0 K: 1 S: 12	H: 0 LOB: 1 BB: 1 P: 19	R: 0 E: 0 K: 2 S: 10	H: 0 LOB: 1 BB: 1 P: 16	R: 0 E: 0 K: 2 S: 9	H: 0 LOB: 0 BB: 0 P: 14	R: 0 E: 0 K: 2 S: 10	H: 1 LOB: 1 BB: 0 P: 18	R: 0 E: 0 K: 1 S: 7	H: 0 LOB: 0 BB: 0 P: 13	R: 1 E: 0 K: 2 S: 18	H: 3 LOB: 2 BB: 0 P: 29	R: 0 E: 0 K: 2 S: 11	H: 0 LOB: 0 BB: 0 P: 16	R: 0 E: 0 K: 0 S: 6	H: 0 LOB: 0 BB: 0 P: 8	R: 1 E: 0 K: 2 S: 14	H: 2 LOB: 1 BB: 0 P: 19	1B: 4 2B: 0 3B: 0 HR: 2	SF: 0 SAC: 0 DP: 0 HBP: 0	WP: 0 PB: 0 SB: 0 CS: 0	PA: 35	
<b>PITCHER</b>	IP	WLS	BF	H	R	ER	SO	BB	IBB	HBP	BLK	WP	HR	S	P	ERA	WHIP						
<b>19 Scott Kazmir, L</b> (1, 1) ERA: 3.94	6.0	W	24	4	1	1	10	2	0	0	0	0	0	1	66	109	1.50	1.000					
<b>54 Chad Orvella, R</b> (7, 1) ERA: 3.66	1.0	H	3	0	0	0	2	0	0	0	0	0	0	0	11	16	0.00	0.000					
<b>Joe Borowski, R</b> (8, 1) ERA: 2.54	1.0	H	3	0	0	0	0	0	0	0	0	0	0	6	8	0.00	0.000						
<b>Danys Baez, R</b> (9, 1) ERA: 2.91	1.0	S	5	2	1	1	2	0	0	0	0	0	1	14	19	9.00	2.000						

Batter	1	2	3	4	5	6	7	8	9	AB	R	H	RBI	BB	SO	LOB	BOTTOM						
<b>Julio Lugo, R</b> (1, 6) OBP: 0.353, SLG: 0.391										3	1	1	0	1	0	2	<b>Texas Rangers @ Tampa Bay Devil Rays</b> Tropicana Field, St. Petersburg, FL Sat Aug 20 2005, 6:15 PM EDT Att: 19,041 - Dome - 72 F <a href="http://livebaseballscorecards.com">livebaseballscorecards.com</a>						
<b>13 Carl Crawford, L</b> (1, 7) OBP: 0.314, SLG: 0.451										3	1	0	0	1	0	4							
<b>3 Jorge Cantu, R</b> (1, 4) OBP: 0.321, SLG: 0.493										3	1	2	4	1	1	0							
<b>Aubrey Huff, L</b> (1, 9) OBP: 0.318, SLG: 0.429										4	0	1	0	0	0	2							
<b>Damon Hollins, R</b> (9, 9) OBP: 0.305, SLG: 0.439										0	0	0	0	0	0	0							
<b>31 Jonny Gomes, R</b> (1, 10) OBP: 0.375, SLG: 0.552										3	0	0	0	1	2	1							
<b>Travis Lee, L</b> (1, 3) OBP: 0.340, SLG: 0.402										4	0	1	0	0	0	3							
<b>Alex Gonzalez, R</b> (1, 5) OBP: 0.325, SLG: 0.436										4	0	1	0	0	1	4							
<b>Toby Hall, R</b> (1, 2) OBP: 0.317, SLG: 0.380										3	1	1	0	0	0	1							
<b>Joey Gathright, L</b> (1, 8) OBP: 0.331, SLG: 0.370										3	0	1	0	0	1	0							
<b>Inning Stats</b>	R: 0 E: 0 K: 1 S: 8	H: 0 LOB: 0 BB: 1 P: 15	R: 0 E: 0 K: 0 S: 8	H: 1 LOB: 1 BB: 0 P: 14	R: 0 E: 0 K: 0 S: 8	H: 0 LOB: 0 BB: 0 P: 11	R: 2 E: 0 K: 2 S: 15	H: 2 LOB: 1 BB: 1 P: 24	R: 2 E: 0 K: 0 S: 19	H: 3 LOB: 1 BB: 0 P: 27	R: 0 E: 0 K: 1 S: 8	H: 1 LOB: 1 BB: 0 P: 14	R: 0 E: 0 K: 1 S: 14	H: 1 LOB: 0 BB: 0 P: 19	R: 0 E: 0 K: 0 S: 10	H: 0 LOB: 2 BB: 2 P: 22	R: 0 E: 0 K: 0 S: 10	H: 0 LOB: 2 BB: 2 P: 22	1B: 6 2B: 1 3B: 1 HR: 1	SF: 0 SAC: 0 DP: 2 HBP: 0	WP: 0 PB: 0 SB: 0 CS: 0	PA: 34	
<b>PITCHER</b>	IP	WLS	BF	H	R	ER	SO	BB	IBB	HBP	BLK	WP	HR	S	P	ERA	WHIP						
<b>53 Joaquin Benoit, R</b> (1, 1) ERA: 3.67	5.0	L	22	6	4	4	3	2	0	0	0	0	0	1	58	91	7.20	1.600					
<b>Doug Brocail, R</b> (6, 1) ERA: 4.6	2.0		8	2	0	0	2	1	0	0	0	0	0	25	40	0.00	1.500						
<b>Brian Shouse, L</b> (8, 1) ERA: 5.14	0.2		3	0	0	0	0	0	1	0	0	0	0	5	13	0.00	0.000						
<b>43 Kameron Loe, R</b> (8, 1) ERA: 4.12	0.1		1	0	0	0	0	0	0	0	0	0	0	2	2	0.00	0.000						



Batter	1	2	3	4	5	6	7	8	9	AB	R	H	RBI	BB	SO	LOB	TOP										
<b>Gary Matthews, S</b> (1, 8) OBP: 0.332, SLG: 0.492	0-3 K		2-0 HR	2-3 K		1-1 G4-3		1-3 K		5	1	1	1	0	3	2	<b>Texas Rangers @ Tampa Bay Devil Rays</b> Tropicana Field, St. Petersburg, FL Sun Aug 21 2005, 2:15 PM EDT Att: 13,974 - Dome - 72 F <a href="http://livebaseballscorecards.com">livebaseballscorecards.com</a>										
<b>10 Michael Young, R</b> (1, 6) OBP: 0.373, SLG: 0.500	0-2 F9		0-0 G6-3	1-0 2B		2-2 2B		1-0 F7		5	0	2	1	0	0	0											
<b>23 Mark Teixeira, S</b> (1, 3) OBP: 0.357, SLG: 0.524	0-1 G4-3		1-0 2B	4-2 BB		0-1 L8		1-1 F9		4	0	1	0	1	0	1											
<b>Alfonso Soriano, R</b> (1, 4) OBP: 0.317, SLG: 0.533		2-1 F7	1-3 K	1-2 F8			2-1 G5-3		0-3 K	5	0	0	0	0	2	3											
<b>Kevin Mench, R</b> (1, 7) OBP: 0.348, SLG: 0.505		0-2 HBP BB 1B	4-2 BB		0-0 2B		4-0 BB			2	0	2	0	2	0	0											
<b>9 Hank Blalock, L</b> (1, 5) OBP: 0.330, SLG: 0.460		0-0 F8	3-2 G1-3		2-1 F7		1-3 K			4	0	0	0	0	1	5											
<b>Phil Nevin, R</b> (1, 10) OBP: 0.291, SLG: 0.386		4-0 HBP BB		1-0 P3	1-3 K		1-0 F8			3	0	0	0	1	1	2											
<b>Sandy Alomar Jr., R</b> (1, 2) OBP: 0.328, SLG: 0.353 <b>Rod Barajas, R</b> (3, 2) OBP: 0.310, SLG: 0.441		1-1 1-2 2-3 HBP		2-1 HR	1-1 F7		1-1 L5			0	0	0	0	0	0	0											
<b>Mark DeRosa, R</b> (1, 9) OBP: 0.290, SLG: 0.373		0-3 K		2-1 10 2B 1B		4-1 G4-3 BB		1-0 G1-3		3	1	1	0	1	1	3											
<b>Inning Stats</b>	R: 0 E: 0 K: 1 S: 8	H: 0 LOB: 0 BB: 0 P: 8	R: 0 E: 0 K: 1 S: 11	H: 1 LOB: 2 BB: 1 P: 18	R: 1 E: 0 K: 1 S: 11	H: 2 LOB: 2 BB: 1 P: 22	R: 2 E: 0 K: 1 S: 14	H: 3 LOB: 2 BB: 1 P: 27	R: 0 E: 0 K: 1 S: 9	H: 1 LOB: 1 BB: 1 P: 16	R: 0 E: 0 K: 1 S: 6	H: 0 LOB: 1 BB: 1 P: 14	R: 0 E: 0 K: 1 S: 6	H: 0 LOB: 0 BB: 0 P: 9	R: 0 E: 0 K: 1 S: 6	H: 0 LOB: 0 BB: 0 P: 8		1B: 2 2B: 4 3B: 0 HR: 2	SF: 0 SAC: 0 DP: 1 HBP: 1	WP: 0 PB: 0 SB: 1 CS: 0	PA: 40						
<b>PITCHER</b>	IP	WLS	BF	H	R	ER	SO	BB	IBB	HBP	BLK	WP	HR	S	P	ERA	WHIP										
<b>Casey Fossum, L</b> (1, 1) ERA: 4.44	5.0	W	26	7	3	3	5	3	0	1	0	0	2	52	87	5.40	2.000										
<b>Travis Harper, R</b> (6, 1) ERA: 7.21	1.1	H	6	1	0	0	0	2	0	0	0	0	0	11	24	0.00	2.250										
<b>Trever Miller, L</b> (7, 1) ERA: 4.18	0.1	H	1	0	0	0	1	0	0	0	0	0	0	3	4	0.00	0.000										
<b>54 Chad Orvella, R</b> (7, 1) ERA: 3.54	1.1	H	4	0	0	0	1	0	0	0	0	0	0	7	11	0.00	0.000										
<b>Danys Baez, R</b> (9, 1) ERA: 2.69	1.0	S	3	0	0	0	1	0	0	0	0	0	0	6	8	0.00	0.000										

Batter	1	2	3	4	5	6	7	8	9	AB	R	H	RBI	BB	SO	LOB	BOTTOM										
<b>Julio Lugo, R</b> (1, 6) OBP: 0.354, SLG: 0.390	0-1 E6 13 SH2-3					1-2 G4-3		4-0 BB		3	0	1	1	1	0	0	<b>Texas Rangers @ Tampa Bay Devil Rays</b> Tropicana Field, St. Petersburg, FL Sun Aug 21 2005, 2:15 PM EDT Att: 13,974 - Dome - 72 F <a href="http://livebaseballscorecards.com">livebaseballscorecards.com</a>										
<b>13 Carl Crawford, L</b> (1, 7) OBP: 0.314, SLG: 0.449	0-0 SH2-3		1-2 3H 1B		4-1 1B 31 1B BB	2-2 F8		1-0 F8		2	1	0	0	1	0	3											
<b>3 Jorge Cantu, R</b> (1, 10) OBP: 0.319, SLG: 0.489	1-0 G6-3		2-2 G6-3		0-1 F9		1-3 K			4	0	0	0	0	1	2											
<b>Eduardo Perez, R</b> (1, 3) OBP: 0.383, SLG: 0.535 <b>Travis Lee, L</b> (7, PH) OBP: 0.339, SLG: 0.401	0-1 F9		1-0 G5-3		1-0 31 1B 2B 1B		2-3 K			3	1	1	0	0	0	1											
<b>31 Jonny Gomes, R</b> (1, 9) OBP: 0.381, SLG: 0.570 <b>Joey Gathright, L</b> (8, 8) OBP: 0.331, SLG: 0.370		2-2 HBP SF8 1B	2-2 HR		2-2 2B 1B		1-0 F9			4	3	3	2	0	0	0											
<b>Damon Hollins, R</b> (1, 8) OBP: 0.308, SLG: 0.444		2-1 SF8 HBP 1B	3-2 F8		0-0 1-2 3H 2H 2B		2-3 K			4	1	2	2	0	1	0											
<b>Alex Gonzalez, R</b> (1, 5) OBP: 0.320, SLG: 0.429		2-2 L7			0-0 P4		2-2 G6-3			4	0	0	0	0	0	3											
<b>Toby Hall, R</b> (1, 2) OBP: 0.316, SLG: 0.377		2-2 1B HBP			2-0 F9		0-0 P3		2-1 G5-3	3	0	0	0	0	0	0											
<b>Nick Green, R</b> (1, 4) OBP: 0.335, SLG: 0.361		0-0 SF8			1-2 G6-3		1-1 F7			2	0	0	1	0	0	0											
<b>Inning Stats</b>	R: 0 E: 1 K: 0 S: 6	H: 0 LOB: 1 BB: 0 P: 7	R: 2 E: 0 K: 0 S: 13	H: 3 LOB: 2 BB: 0 P: 22	R: 1 E: 0 K: 0 S: 13	H: 1 LOB: 0 BB: 0 P: 21	R: 0 E: 0 K: 0 S: 7	H: 0 LOB: 1 BB: 1 P: 10	R: 3 E: 0 K: 0 S: 12	H: 3 LOB: 1 BB: 1 P: 20	R: 0 E: 0 K: 2 S: 8	H: 0 LOB: 0 BB: 0 P: 12	R: 0 E: 0 K: 1 S: 8	H: 0 LOB: 0 BB: 0 P: 14	R: 0 E: 0 K: 1 S: 8	H: 0 LOB: 0 BB: 0 P: 14		1B: 5 2B: 1 3B: 0 HR: 1	SF: 1 SAC: 1 DP: 0 HBP: 1	WP: 0 PB: 0 SB: 0 CS: 0	PA: 35						
<b>PITCHER</b>	IP	WLS	BF	H	R	ER	SO	BB	IBB	HBP	BLK	WP	HR	S	P	ERA	WHIP										
<b>Kenny Rogers, L</b> (1, 1) ERA: 3.27	6.0	L	29	7	6	6	0	2	0	1	0	0	0	8	12	0.00	1.500										
<b>John Wasdin, R</b> (7, 1) ERA: 4.31	1.0		3	0	0	0	2	0	0	0	0	0	0	8	12	0.00	0.000										
<b>Steve Karsay, R</b> (8, 1) ERA: 4.6	1.0		3	0	0	0	1	0	0	0	0	0	0	8	14	0.00	0.000										



Batter	1	2	3	4	5	6	7	8	9	AB	R	H	RBI	BB	SO	LOB	TOP				
24 Grady Sizemore, L (1, 8) OBP: 0.350, SLG: 0.483	G4-3		1-1 HR		2-1 F8		2-3 SH3			5	2	3	3	0	0	0	<b>Cleveland Indians @ Tampa Bay Devil Rays</b> Tropicana Field, St. Petersburg, FL Mon Aug 22 2005, 7:15 PM EDT Att: 8,564 - Dome - 72 F				
Coco Crisp, S (1, 7) OBP: 0.342, SLG: 0.447	HR		1-2 L7		1-2 1B		1-2 SH3			4	1	3	2	0	0	0					
2 Johnny Perella, R (1, 6) OBP: 0.368, SLG: 0.559	2B		0-2 HR		2-3 K		1-2 IBB			4	2	2	1	1	1	3					
48 Travis Hafner, L (1, 10) OBP: 0.416, SLG: 0.569	G6-3		3-1 G6-3				0-0 G3	3-2 SF7	1-1 G5-3	4	0	0	1	0	0	1					
41 Victor Martinez, S (1, 2) OBP: 0.353, SLG: 0.446	K		1-3 K				0-0 BB 1B	1-2 3-H	1-0 F7	5	1	2	2	0	2	1					
Ronnie Belliard, R (1, 4) OBP: 0.326, SLG: 0.428					0-0 P3		0-0 1B	4-1 HR	0-0 G6-3	4	1	1	0	1	0	0					
Ben Broussard, L (1, 3) OBP: 0.313, SLG: 0.442					0-0 G4-3		4-2 1B	0-0 HR	0-0 G4-3	4	1	1	2	1	0	0					
Aaron Boone, R (1, 5) OBP: 0.294, SLG: 0.368	F8				0-1 F7		3-3 K	1-0 1B	3-2 F9	5	1	1	0	0	1	3					
Casey Blake, R (1, 9) OBP: 0.311, SLG: 0.418			1-2 24 HR		2-3 K		1-3 K	2-2 24 1B	1-0 F9	5	2	2	0	0	2	3					
<b>Inning Stats</b>	R: 1 E: 0 K: 1 S: 13	H: 2 LOB: 1 BB: 0 P: 21	R: 0 E: 0 K: 0 S: 7	H: 0 LOB: 0 BB: 0 P: 11	R: 3 E: 0 K: 1 S: 18	H: 3 LOB: 0 BB: 0 P: 25	R: 0 E: 0 K: 0 S: 4	H: 0 LOB: 0 BB: 0 P: 4	R: 0 E: 0 K: 2 S: 12	H: 2 LOB: 3 BB: 1 P: 22	R: 7 E: 0 K: 0 S: 28	H: 7 LOB: 2 BB: 2 P: 47	R: 0 E: 0 K: 0 S: 4	H: 0 LOB: 0 BB: 0 P: 6	R: 0 E: 0 K: 0 S: 5	H: 0 LOB: 0 BB: 0 P: 9	1B: 9 2B: 1 3B: 0 HR: 5	SF: 1 SAC: 1 DP: 0 HBP: 0	WP: 1 PB: 0 SB: 0 CS: 0	PA: 45	
<b>PITCHER</b>	IP	WLS	BF	H	R	ER	SO	BB	IBB	HBP	BLK	WP	HR	S	P	ERA	WHIP				
Doug Waechter, R (1, 1) ERA: 5.03	6.0		27	8	4	4	6	1	0	0	0	0	3	68	101	6.00	1.500				
Trever Miller, L (7, 1) ERA: 4.91	0.2	L	5	2	3	3	0	0	1	0	0	1	1	14	23	40.50	3.000				
Jesus Colome, R (7, 1) ERA: 6.59	1.1		10	5	4	4	0	1	0	0	0	0	1	18	30	27.00	4.500				
56 Tim Corcoran, R (9, 1) ERA: 1.13	1.0		3	0	0	0	0	0	0	0	0	0	0	5	9	0.00	0.000				

Batter	1	2	3	4	5	6	7	8	9	AB	R	H	RBI	BB	SO	LOB	BOTTOM					
Julio Lugo, R (1, 6) OBP: 0.352, SLG: 0.387	F9		2-2 F9		1-1 P4		1-2 G5-3			4	0	0	0	0	0	2	<b>Cleveland Indians @ Tampa Bay Devil Rays</b> Tropicana Field, St. Petersburg, FL Mon Aug 22 2005, 7:15 PM EDT Att: 8,564 - Dome - 72 F					
13 Carl Crawford, L (1, 7) OBP: 0.312, SLG: 0.446	K		1-1 L7		0-0 P6		1-0 F7			4	0	0	0	0	1	2						
3 Jorge Cantu, R (1, 4) OBP: 0.318, SLG: 0.493	F9		0-1 HR		1-2 F9					4	1	1	1	0	0	2						
Aubrey Huff, L (1, 9) OBP: 0.317, SLG: 0.426			4-2 31 HR		1-3 K		0-2 G6-3		0-0 G3	3	1	0	0	1	1	0						
31 Jonny Gomes, R (1, 10) OBP: 0.379, SLG: 0.562			4-2 HR		2-3 K		1-3 K		0-3 K	3	1	0	0	1	3	0						
Travis Lee, L (1, 3) OBP: 0.340, SLG: 0.410			1-2 HR		0-3 K		4-1 1B			3	1	1	3	1	1	0						
Alex Gonzalez, R (1, 5) OBP: 0.319, SLG: 0.426			2-2 F9		0-0 G4-3		2-0 1B		1-2 1B	4	0	1	0	0	0	0						
Pete Laforest, L (1, 2) OBP: 0.270, SLG: 0.294			2-2 K				1-2 1B		0-3 K	4	0	1	0	0	2	2						
Joey Gathright, L (1, 8) OBP: 0.333, SLG: 0.372			1-1 G6-3		1-0 1B				1-0 G1-3	2	0	1	0	0	0	0						
Damon Hollins, R (7, PH) OBP: 0.307, SLG: 0.442					1-2 1B					1	0	0	0	0	0	0						
<b>Inning Stats</b>	R: 0 E: 0 K: 1 S: 6	H: 0 LOB: 0 BB: 0 P: 9	R: 3 E: 0 K: 1 S: 22	H: 1 LOB: 2 BB: 2 P: 37	R: 1 E: 0 K: 1 S: 10	H: 1 LOB: 0 BB: 0 P: 14	R: 0 E: 0 K: 2 S: 8	H: 0 LOB: 0 BB: 0 P: 10	R: 0 E: 0 K: 0 S: 10	H: 2 LOB: 2 BB: 0 P: 14	R: 0 E: 0 K: 2 S: 15	H: 1 LOB: 2 BB: 1 P: 22	R: 0 E: 0 K: 0 S: 5	H: 0 LOB: 0 BB: 0 P: 8	R: 0 E: 0 K: 1 S: 9	H: 0 LOB: 0 BB: 0 P: 9	R: 0 E: 0 K: 0 S: 4	H: 0 LOB: 0 BB: 0 P: 7	1B: 3 2B: 0 3B: 0 HR: 2	SF: 0 SAC: 0 DP: 0 HBP: 0	WP: 0 PB: 0 SB: 0 CS: 0	PA: 35
<b>PITCHER</b>	IP	WLS	BF	H	R	ER	SO	BB	IBB	HBP	BLK	WP	HR	S	P	ERA	WHIP					
Kevin Millwood, R (1, 1) ERA: 3.23	6.0	W	26	5	4	4	7	3	0	0	0	0	2	71	106	6.00	1.333					
Scott Sauerbeck, L (7, 1) ERA: 2.84	1.0		3	0	0	0	0	0	0	0	0	0	0	5	8	0.00	0.000					
63 Rafael Betancourt, R (8, 1) ERA: 0.14	1.0		3	0	0	0	1	0	0	0	0	0	0	9	9	0.00	0.000					
Fernando Cabrera, R (9, 1) ERA: 1.08	1.0		3	0	0	0	0	0	0	0	0	0	0	4	7	0.00	0.000					









Batter	1	2	3	4	5	6	7	8	9	AB	R	H	RBI	BB	SO	LOB	TOP																					
24 Grady Sizemore, L (1, 8) OBP: 0.346, SLG: 0.477 Josh Bard, S (9, PH) OBP: 0.270, SLG: 0.282	F7		FC4-6 48 1B 41 SF8		F7		1-2 1B		G4-6-3 1-2	4	1	1	0	0	0	1	<b>Cleveland Indians @ Tampa Bay Devil Rays</b> Tropicana Field, St. Petersburg, FL Wed Aug 24 2005, 7:15 PM EDT Att: 11,261 - Dome - 72 F																					
Coco Crisp, S (1, 7) OBP: 0.345, SLG: 0.451	G4-3		48 1B BB		G3-1		G4-3			3	0	0	0	1	0	2																						
48 Travis Hafner, L (1, 10) OBP: 0.415, SLG: 0.568	K		1-2 2-3 1B			2-0 P5		G4-3 41 1B 1B		4	0	2	0	0	1	0																						
41 Victor Martinez, S (1, 2)		G3 2B	SF8			0-1 HR		G4-3 1B		3	1	3	2	0	0	0																						
Ronnie Belliard, R (1, 4) OBP: 0.320, SLG: 0.419	G6-3		F7			3-2 L9		L7		4	0	0	0	0	0	5																						
Ben Broussard, L (1, 3) OBP: 0.313, SLG: 0.439	G3			4-2 CS BB		0-3 K		G4-3		3	0	0	0	1	1	3																						
Aaron Boone, R (1, 5) OBP: 0.295, SLG: 0.367	F8			3-1 P4		0-0 L7		K		4	0	0	0	0	1	4																						
Ramón Vázquez, L (1, 6) OBP: 0.260, SLG: 0.274			1-0 1B 2B		2-3 K		G5-3		3-1 G4-6-3 1B	4	1	2	0	0	1	1																						
Casey Blake, R (1, 9) OBP: 0.314, SLG: 0.429 Jeff Liefer, L (9, PH) OBP: 0.218, SLG: 0.296			1-2 24 FC4-6 1B		2-3 K		24 1B 2B		0-2 L6	3	0	2	1	0	1	0																						
<b>Inning Stats</b>	R: 0 E: 0 K: 1 S: 9	H: 0 LOB: 0 BB: 0 P: 13	R: 0 E: 0 K: 0 S: 7	H: 1 LOB: 0 BB: 0 P: 13	R: 2 E: 0 K: 0 S: 15	H: 3 LOB: 2 BB: 1 P: 23	R: 0 E: 0 K: 1 S: 7	H: 0 LOB: 0 BB: 1 P: 16	R: 0 E: 0 K: 1 S: 8	H: 0 LOB: 0 BB: 0 P: 13	R: 1 E: 0 K: 1 S: 9	H: 1 LOB: 0 BB: 0 P: 14	R: 0 E: 0 K: 0 S: 8	H: 2 LOB: 2 BB: 0 P: 11	R: 0 E: 0 K: 1 S: 9	H: 2 LOB: 2 BB: 0 P: 15	R: 0 E: 0 K: 0 S: 8	H: 1 LOB: 0 BB: 0 P: 14	1B: 6 2B: 3 3B: 0 HR: 1	SF: 1 SAC: 0 DP: 1 HBP: 0	WP: 0 PA: 37 SB: 0 CS: 1																	
<b>PITCHER</b>	IP	WLS	BF	H	R	ER	SO	BB	IBB	HBP	BLK	WP	HR	S	P	ERA	WHIP	<b>PITCHER</b>				IP	WLS	BF	H	R	ER	SO	BB	IBB	HBP	BLK	WP	HR	S	P	ERA	WHIP
37 Seth McClung, R (1, 1) ERA: 6.4	7.0	W	29	7	3	3	4	2	0	0	0	0	1	63	103	3.86	1.286																					
56 Tim Corcoran, R (8, 1) ERA: 0.9	2.0		8	3	0	0	1	0	0	0	0	0	0	17	29	0.00	1.500																					

AB	34
R	3
H	10
RBI	3
BB	2
SO	5
LOB	18



Batter	1	2	3	4	5	6	7	8	9	AB	R	H	RBI	BB	SO	LOB	BOTTOM																					
Julio Lugo, R (1, 6) OBP: 0.356, SLG: 0.390	P2	F8		4-1 13 3B BB		3-1 3 F9 13 G4-3 HR 1B	K	1-2 2-3 3H 1B		5	2	2	1	1	1	4	<b>Cleveland Indians @ Tampa Bay Devil Rays</b> Tropicana Field, St. Petersburg, FL Wed Aug 24 2005, 7:15 PM EDT Att: 11,261 - Dome - 72 F																					
13 Carl Crawford, L (1, 7) OBP: 0.315, SLG: 0.453	3 1B 2B	K		1-1 SF9 3B		G4-3	G6-4-3	F8		6	2	2	1	0	1	8																						
3 Jorge Cantu, R (1, 4) OBP: 0.320, SLG: 0.491	1B 1B	P3		2-1 P3		F9		31 HBP FC3-6 1B		5	2	2	1	0	0	3																						
Aubrey Huff, L (1, 10) OBP: 0.321, SLG: 0.436	1B BB		1-0 31 1B 2B 1B	1-2 SF9		3-1 HR		FC3-6 31 HBP 1B BB		2	3	2	3	2	0	0																						
31 Jonny Gomes, R (1, 9) OBP: 0.385, SLG: 0.558	K		1-2 2B 1B	4-2 BB		G6-3		FC3-6 HBP		3	1	1	0	1	1	2																						
Travis Lee, L (1, 3) OBP: 0.343, SLG: 0.414	1B		1-1 G3 2B	2-2 SAFE G3				1B 1B FC3-6 1B		5	2	3	4	0	0	3																						
Damon Hollins, R (1, 8) OBP: 0.311, SLG: 0.440	K		G3		0-3 K		HBP 1B BB	1B E 1B		4	0	1	1	1	2	3																						
Toby Hall, R (1, 2) OBP: 0.314, SLG: 0.373		2B 1B		P5			K	L7		5	1	2	1	0	1	3																						
Alex Gonzalez, R (1, 5) OBP: 0.320, SLG: 0.424		1B 2B		F8		G5-3		FC6 1B		4	0	1	1	0	0	3																						
<b>Inning Stats</b>	R: 2 E: 0 K: 2 S: 16	H: 3 LOB: 2 BB: 1 P: 25	R: 1 E: 0 K: 1 S: 15	H: 2 LOB: 1 BB: 0 P: 21	R: 2 E: 0 K: 0 S: 9	H: 3 LOB: 1 BB: 0 P: 13	R: 2 E: 0 K: 0 S: 15	H: 1 LOB: 1 BB: 2 P: 28	R: 0 E: 0 K: 2 S: 7	H: 0 LOB: 0 BB: 0 P: 8	R: 2 E: 0 K: 0 S: 11	H: 2 LOB: 2 BB: 0 P: 22	R: 1 E: 0 K: 1 S: 15	H: 2 LOB: 2 BB: 1 P: 22	R: 3 E: 1 K: 0 S: 14	H: 3 LOB: 3 BB: 1 P: 23	1B: 11 2B: 3 3B: 1 HR: 1	SF: 1 SAC: 0 DP: 1 HBP: 2	WP: 0 PA: 47 SB: 0 CS: 0																			
<b>PITCHER</b>	IP	WLS	BF	H	R	ER	SO	BB	IBB	HBP	BLK	WP	HR	S	P	ERA	WHIP	<b>PITCHER</b>				IP	WLS	BF	H	R	ER	SO	BB	IBB	HBP	BLK	WP	HR	S	P	ERA	WHIP
Scott Elarton, R (1, 1) ERA: 4.74	3.2	L	23	9	7	7	3	3	0	0	0	0	1	29	49	11.57	2.143																					
Brian Tallet, L (4, 1) ERA: 7.11	2.1		13	4	3	3	2	1	0	1	0	0	0	21	31	9.00	2.000																					
David Riske, R (7, 1) ERA: 2.92	2.0		11	3	3	2	1	1	0	1	0	0	0	21	31	9.00	2.000																					

AB	39
R	13
H	16
RBI	13
BB	5
SO	6
LOB	29





Batter	1	2	3	4	5	6	7	8	9	AB	R	H	RBI	BB	SO	LOB	TOP								
<b>Coco Crisp, S</b> OBP: 0.345, SLG: 0.448 (1, 8)										5	1	1	0	1	0	4	<b>Cleveland Indians @ Tampa Bay Devil Rays</b> Tropicana Field, St. Petersburg, FL Thu Aug 25 2005, 7:15 PM EDT Alt. 9, 172 - Dome - 72 F <a href="http://livebaseballscorecards.com">livebaseballscorecards.com</a>								
<b>Ronnie Belliard, R</b> OBP: 0.320, SLG: 0.425 (1, 4)										6	1	2	4	0	2	2									
<b>2 Jhonny Peralta, R</b> OBP: 0.362, SLG: 0.549 (1, 6)										6	0	1	0	0	4	2									
<b>48 Travis Hafner, L</b> OBP: 0.417, SLG: 0.575 (1, 10)										6	3	3	1	0	1	3									
<b>41 Victor Martinez, S</b> OBP: 0.360, SLG: 0.461 (1, 2)										5	2	4	0	0	0	0									
<b>José Hernández, R</b> OBP: 0.285, SLG: 0.359 (1, 7)										5	2	3	3	0	0	1									
<b>Aaron Boone, R</b> OBP: 0.299, SLG: 0.371 (1, 5)										4	2	2	1	1	1	2									
<b>Ben Broussard, L</b> OBP: 0.317, SLG: 0.444 (1, 3)										5	1	3	1	0	0	1									
<b>Casey Blake, R</b> OBP: 0.311, SLG: 0.425 (8, PH)										4	0	0	0	0	2	6									
<b>Jeff Liefer, L</b> OBP: 0.214, SLG: 0.291 (8, 9)										1	0	0	0	0	0	2									
<b>Inning Stats</b>	R: 0 E: 0 K: 2 S: 9	H: 1 LOB: 1 BB: 0 P: 15	R: 3 E: 0 K: 1 S: 17	H: 4 LOB: 1 BB: 0 P: 26	R: 7 E: 1 K: 1 S: 21	H: 4 LOB: 0 BB: 2 P: 37	R: 1 E: 0 K: 2 S: 19	H: 4 LOB: 3 BB: 0 P: 26	R: 1 E: 0 K: 1 S: 15	H: 2 LOB: 1 BB: 0 P: 20	R: 0 E: 0 K: 0 S: 5	H: 0 LOB: 0 BB: 0 P: 9	R: 0 E: 0 K: 2 S: 11	H: 1 LOB: 1 BB: 0 P: 18	R: 0 E: 0 K: 0 S: 9	H: 2 LOB: 2 BB: 0 P: 14	R: 0 E: 0 K: 1 S: 11	H: 1 LOB: 1 BB: 0 P: 15	1B: 13 2B: 4 3B: 0 HR: 2	SF: 0 SAC: 0 DP: 0 HBP: 0	WP: 0 PB: 0 SB: 0 CS: 0	PA: 49			
<b>PITCHER</b>	IP	WLS	BF	H	R	ER	SO	BB	IBB	HBP	BLK	WP	HR	S	P	ERA	WHIP								
<b>19 Scott Kazmir, L</b> ERA: 4.12	2.1	L	17	8	8	6	3	0	1	0	1	0	0	36	57	23.14	3.429								
<b>Travis Harper, R</b> ERA: 7.36	2.2		16	7	4	2	4	1	0	0	0	0	2	45	67	6.75	3.000								
<b>Jesus Colome, R</b> ERA: 5.79	4.0		16	4	0	0	3	0	0	0	0	0	0	36	56	0.00	1.000								

Batter	1	2	3	4	5	6	7	8	9	AB	R	H	RBI	BB	SO	LOB	BOTTOM								
<b>Julio Lugo, R</b> OBP: 0.354, SLG: 0.388 (1, 6)										3	0	0	0	0	0	1	<b>Cleveland Indians @ Tampa Bay Devil Rays</b> Tropicana Field, St. Petersburg, FL Thu Aug 25 2005, 7:15 PM EDT Alt. 9, 172 - Dome - 72 F <a href="http://livebaseballscorecards.com">livebaseballscorecards.com</a>								
<b>Pete Laforest, L</b> OBP: 0.289, SLG: 0.314 (7, 2)										4	1	1	0	0	1	2									
<b>3 Jorge Cantu, R</b> OBP: 0.319, SLG: 0.491 (1, 10)										4	1	1	0	0	0	2									
<b>Eduardo Perez, R</b> OBP: 0.379, SLG: 0.550 (1, 3)										4	1	1	4	0	1	2									
<b>Aubrey Huff, L</b> OBP: 0.319, SLG: 0.432 (1, 9)										4	0	0	0	0	1	1									
<b>31 Jonny Gomes, R</b> OBP: 0.379, SLG: 0.548 (1, 7)										4	0	0	0	0	2	0									
<b>Alex Gonzalez, R</b> OBP: 0.319, SLG: 0.425 (7, 6)										4	0	1	0	0	1	0									
<b>Toby Hall, R</b> OBP: 0.311, SLG: 0.370 (1, 2)										3	0	0	0	0	1	1									
<b>Damon Hollins, R</b> OBP: 0.311, SLG: 0.439 (1, 8)										3	1	1	0	0	2	1									
<b>Inning Stats</b>	R: 1 E: 1 K: 1 S: 16	H: 1 LOB: 1 BB: 0 P: 21	R: 0 E: 0 K: 1 S: 9	H: 0 LOB: 0 BB: 0 P: 14	R: 3 E: 0 K: 0 S: 14	H: 3 LOB: 0 BB: 0 P: 17	R: 0 E: 0 K: 2 S: 7	H: 0 LOB: 0 BB: 0 P: 10	R: 0 E: 0 K: 1 S: 7	H: 0 LOB: 0 BB: 0 P: 12	R: 0 E: 0 K: 0 S: 6	H: 0 LOB: 0 BB: 0 P: 8	R: 0 E: 0 K: 2 S: 15	H: 1 LOB: 1 BB: 0 P: 18	R: 0 E: 0 K: 2 S: 9	H: 1 LOB: 1 BB: 0 P: 10	R: 0 E: 0 K: 0 S: 4	H: 0 LOB: 0 BB: 0 P: 8	1B: 3 2B: 2 3B: 0 HR: 1	SF: 0 SAC: 0 DP: 0 HBP: 0	WP: 0 PB: 0 SB: 0 CS: 0	PA: 34			
<b>PITCHER</b>	IP	WLS	BF	H	R	ER	SO	BB	IBB	HBP	BLK	WP	HR	S	P	ERA	WHIP								
<b>31 Cliff Lee, L</b> ERA: 3.93	6.0	W	23	4	4	3	5	0	0	0	0	0	0	24	82	4.50	0.667								
<b>63 Rafael Betancourt, R</b> ERA: 3.02	2.0		8	2	0	0	4	0	0	0	0	0	0	4	8	0.00	1.000								
<b>Scott Sauerbeck, L</b> ERA: 2.76	1.0		3	0	0	0	0	0	0	0	0	0	0	4	8	0.00	0.000								



Batter	1	2	3	4	5	6	7	8	9	AB	R	H	RBI	BB	SO	LOB	TOP					
9 Chone Figgins, S OBP: 0.340, SLG: 0.392	3-2 E S 1B	2-2 K		1-0 F7	2-0 L8		1-3 K			5	1	1	0	0	2	3	<b>Los Angeles Angels @ Tampa Bay Devil Rays</b> Tropicana Field, St. Petersburg, FL Fri Aug 26 2005, 7:15 PM EDT Att: 13,039 - Dome - 72 F <a href="http://livebaseballscorecards.com">livebaseballscorecards.com</a>					
Orlando Cabrera, R OBP: 0.314, SLG: 0.357	4-1 S 1B	1-1 G6-3		2-1 1B		1-2 F8	2-1 P4			4	1	1	0	1	0	2						
Darin Erstad, L OBP: 0.338, SLG: 0.370	3-3 K		0-1 G4-3	2-0 F8		1-1 G4-3	0-3 K			5	0	0	0	0	2	5						
27 Vladimir Guerrero, R OBP: 0.388, SLG: 0.565	4-0 E 1B		3-2 G5-3		1-1 20 1B	1-1 16 2B		2-2 F9		4	1	2	0	1	0	0						
16 Garret Anderson, L OBP: 0.316, SLG: 0.429	2-3 K		0-2 1B		2-3 K	2-0 1B		1-2 L4		5	0	2	0	0	2	4						
Bengie Molina, R OBP: 0.348, SLG: 0.477	2-0 E 1B		1-2 F8		1-1 20 1B	0-2 F9		3-2 F8		5	1	2	2	0	0	3						
20 Juan Rivera, R OBP: 0.320, SLG: 0.460	3-0 E 1B			1-2 F7	0-1 39 2B		4-0 6 1B		2-0 F7	4	2	1	1	1	0	2						
39 Robb Quinlan, R OBP: 0.282, SLG: 0.378	1-2 FC5-4			4-0 6 HR	0-0 6 SF9		1-1 1B		1-2 6 L5-6-3	4	1	3	1	1	0	3						
6 Maicer Izturis, S OBP: 0.302, SLG: 0.364		1-2 P4		1-1 HR	1-2 SF9		0-1 E1		0-1 L5-6-3	4	1	2	3	0	0	1						
<b>Inning Stats</b>	R: 2 E: 1 K: 2 S: 17	H: 2 LOB: 3 BB: 2 P: 39	R: 0 E: 0 K: 1 S: 9	H: 0 LOB: 0 BB: 0 P: 13	R: 0 E: 0 K: 0 S: 13	H: 1 LOB: 1 BB: 0 P: 17	R: 2 E: 0 K: 0 S: 9	H: 2 LOB: 1 BB: 1 P: 19	R: 3 E: 0 K: 1 S: 19	H: 4 LOB: 1 BB: 0 P: 26	R: 0 E: 0 K: 0 S: 12	H: 2 LOB: 2 BB: 0 P: 17	R: 1 E: 1 K: 2 S: 12	H: 2 LOB: 2 BB: 1 P: 20	R: 0 E: 0 K: 0 S: 9	H: 0 LOB: 0 BB: 0 P: 15		R: 0 E: 0 K: 0 S: 7	H: 1 LOB: 0 BB: 0 P: 10	1B: 11 2B: 3 3B: 0 HR: 1	SF: 1 SAC: 0 DP: 1 HBP: 0	WP: 0 PB: 0 SB: 2 CS: 0
<b>PITCHER</b>	IP WLS BF H R ER SO BB IBB HBP BLK WP HR S P ERA WHIP	IP WLS BF H R ER SO BB IBB HBP BLK WP HR S P ERA WHIP																				
Casey Fossum, L ERA: 4.76	5.0 W 28 9 7 7 4 2 1 0 0 0 1 67 114 12.60 2.200																					
54 Chad Orville, R ERA: 3.4	1.0 H 7 3 1 0 0 1 0 0 0 0 0 14 24 0.00 4.000																					
Trever Miller, L ERA: 4.86	0.1 H 2 1 0 0 1 0 0 0 0 0 0 5 6 0.00 3.000																					
Joe Borowski, R ERA: 2.3	1.2 H 5 0 0 0 1 0 0 0 0 0 0 14 22 0.00 0.000																					
Danys Baez, R ERA: 2.81	1.0 3 1 0 0 0 0 0 0 0 0 0 0 7 10 0.00 1.000																					
<b>Batter</b>	<b>1</b>	<b>2</b>	<b>3</b>	<b>4</b>	<b>5</b>	<b>6</b>	<b>7</b>	<b>8</b>	<b>9</b>	<b>AB</b>	<b>R</b>	<b>H</b>	<b>RBI</b>	<b>BB</b>	<b>SO</b>	<b>LOB</b>	<b>BOTTOM</b>					
Julio Lugo, R OBP: 0.352, SLG: 0.385	0-3 K	0-0 F9		0-0 G6-3			4-0 3 2B			4	1	0	1	1	1	5	<b>Los Angeles Angels @ Tampa Bay Devil Rays</b> Tropicana Field, St. Petersburg, FL Fri Aug 26 2005, 7:15 PM EDT Att: 13,039 - Dome - 72 F <a href="http://livebaseballscorecards.com">livebaseballscorecards.com</a>					
13 Carl Crawford, L OBP: 0.316, SLG: 0.454	0-1 3 2B		0-0 F7	0-0 3 HR	0-1 G4-3		0-0 F8			5	2	2	1	0	0	2						
3 Jorge Cantu, R OBP: 0.322, SLG: 0.503	3-2 F9		2-2 F9	0-1 2H	2-1 G4-3		0-2 1H 2H			5	1	3	5	0	0	0						
Aubrey Huff, L OBP: 0.320, SLG: 0.434	1-2 F9		0-1 1B	3-2 HR	3-2 P4		1-1 F7			5	1	2	0	0	0	2						
Damon Hollins, R OBP: 0.311, SLG: 0.439	2-3 F9		0-1 1B	0-1 HR	2B					0	0	0	0	0	0	0						
Travis Lee, L OBP: 0.341, SLG: 0.421	3-2 F8		3-3 K	0-1 2H		2-2 G4-3		1-2 L3		5	1	1	2	0	1	2						
31 Jonny Gomes, R OBP: 0.387, SLG: 0.563		0-0 F8		0-0 BB		4-1 CS		2-1 FC5-4		3	2	2	1	2	0	0						
Alex Gonzalez, R OBP: 0.320, SLG: 0.422		2-0 F8		0-0 1B		1-3 K		0-2 FC5-4		4	2	1	0	1	1	2						
Toby Hall, R OBP: 0.318, SLG: 0.379		1-0 E		0-0 2B		0-0 G4-3		0-2 1B		5	1	4	1	0	0	0						
Joey Gathright, L OBP: 0.343, SLG: 0.389		3-2 E6		0-1 P1		1-2 3 2B		3-2 G3		5	1	3	1	0	0	4						
<b>Inning Stats</b>	R: 1 E: 0 K: 1 S: 18	H: 2 LOB: 1 BB: 0 P: 25	R: 0 E: 1 K: 0 S: 7	H: 2 LOB: 2 BB: 0 P: 13	R: 0 E: 0 K: 1 S: 10	H: 1 LOB: 1 BB: 0 P: 15	R: 0 E: 0 K: 0 S: 28	H: 9 LOB: 2 BB: 2 P: 45	R: 0 E: 0 K: 0 S: 8	H: 0 LOB: 0 BB: 0 P: 13	R: 0 E: 0 K: 1 S: 8	H: 0 LOB: 1 BB: 1 P: 15	R: 2 E: 0 K: 0 S: 10	H: 2 LOB: 1 BB: 1 P: 16	R: 0 E: 0 K: 0 S: 15	H: 2 LOB: 2 BB: 0 P: 21	1B: 9 2B: 6 3B: 0 HR: 3	SF: 0 SAC: 0 DP: 0 HBP: 0	WP: 0 PB: 0 SB: 1 CS: 1	PA: 45		
<b>PITCHER</b>	IP WLS BF H R ER SO BB IBB HBP BLK WP HR S P ERA WHIP	IP WLS BF H R ER SO BB IBB HBP BLK WP HR S P ERA WHIP																				
54 Ervin Santana, R ERA: 4.94	3.2 L 22 10 7 7 2 1 0 0 0 0 2 19 32 20.25 3.750																					
Kevin Gregg, R ERA: 5.99	1.1 9 4 3 3 0 1 0 0 0 0 0 2 19 32 20.25 3.750																					
Esteban Yan, R ERA: 3.93	2.0 9 2 2 2 1 2 0 0 0 0 0 18 31 9.00 2.000																					
Joel Peralta, R ERA: 4.01	1.0 5 2 0 0 0 0 0 0 0 0 0 15 21 0.00 2.000																					



Batter	1	2	3	4	5	6	7	8	9	AB	R	H	RBI	BB	SO	LOB	TOP				
<b>9 Chone Figgins, S</b> OBP: 0.340, SLG: 0.395	1-1 L8		1-0 F7		0-2 FC6-4			1-2 SF9 3B		4	1	1	1	0	0	1					
<b>Orlando Cabrera, R</b> OBP: 0.311, SLG: 0.354	1-3 K		0-0 F8			3-1 F9		0-0 SF9		3	0	0	1	0	1	0					
<b>Darin Erstad, L</b> OBP: 0.339, SLG: 0.371	3-2 1B		1-0 L6			1-1 F8		3-2 27 FC6-4 1B		4	0	2	0	0	0	0					
<b>27 Vladimir Guerrero, R</b> OBP: 0.385, SLG: 0.560	0-0 F9			1-0 P6		0-0 P6		0-0 FC6-4		4	0	0	0	0	0	2					
<b>16 Garret Anderson, L</b> OBP: 0.315, SLG: 0.427		0-1 G1-3		0-0 G4-3			0-3 K		3-2 S 1B	4	0	1	0	0	1	0					
<b>Casey Kotchman, L</b> OBP: 0.351, SLG: 0.530		1-0 HR		3-3 K		1-1 G3-1		0-3 K	1-2	4	1	1	1	0	2	1					
<b>Steve Finley, L</b> OBP: 0.267, SLG: 0.358		1-3 K			0-1 G6-3		3-3 K		2-2 P5	4	0	0	0	0	2	1					
<b>José Molina, R</b> OBP: 0.278, SLG: 0.333		0-1			0-1 G4-3			1-0 G3	0-1 L8	2	0	1	0	0	0	0					
<b>Jeff DaVanon, S</b> OBP: 0.351, SLG: 0.313										1	0	0	0	0	0	0					
<b>Bengie Molina, R</b> OBP: 0.348, SLG: 0.476										1	0	0	0	0	0	1					
<b>Adam Kennedy, L</b> OBP: 0.374, SLG: 0.386		2-2 G5-3			1-1 9 FC6-4 1B			2-2 9 3B 1B		3	1	2	0	0	0	1					
<b>Inning Stats</b>	R: 0 E: 0 K: 1 S: 9	H: 1 LOB: 1 BB: 0 P: 14	R: 1 E: 0 K: 1 S: 15	H: 2 LOB: 1 BB: 0 P: 19	R: 0 E: 0 K: 1 S: 3	H: 0 LOB: 0 BB: 0 P: 5	R: 0 E: 0 K: 1 S: 5	H: 0 LOB: 0 BB: 0 P: 9	R: 0 E: 0 K: 0 S: 5	H: 0 LOB: 0 BB: 0 P: 9	R: 0 E: 0 K: 2 S: 10	H: 0 LOB: 0 BB: 0 P: 14	R: 2 E: 0 K: 0 S: 15	H: 3 LOB: 1 BB: 0 P: 22	R: 0 E: 0 K: 1 S: 12	H: 1 LOB: 1 BB: 0 P: 17	1B: 6 2B: 0 3B: 1 HR: 1	SF: 1 SAC: 0 DP: 0 HBP: 0	WP: 0 PB: 0 SB: 1 CS: 1	PA: 35	
<b>PITCHER</b>	IP	WLS	BF	H	R	ER	SO	BB	IBB	HBP	BLK	WP	HR	S	P	ERA	WHIP				
<b>Doug Waechter, R</b> ERA: 4.94	(1, 1)	7.2	W	30	7	3	3	5	0	0	0	0	1	70	101	3.52	0.913				
<b>Joe Borowski, R</b> ERA: 2.27	(8, 1)	0.1	H	1	0	0	0	0	0	0	0	0	0	1	1	0.00	0.000				
<b>Danys Baez, R</b> ERA: 2.76	(9, 1)	1.0	S	4	1	0	0	1	0	0	0	0	0	12	17	0.00	1.000				

AB	34
R	3
H	8
RBI	3
BB	0
SO	6
LOB	7



WP	0	PA	35
PB	0		
SB	1		
CS	1		

Batter	1	2	3	4	5	6	7	8	9	AB	R	H	RBI	BB	SO	LOB	BOTTOM				
<b>Julio Lugo, R</b> OBP: 0.356, SLG: 0.391	0-2 G6-3		1-2 13 FC4-6 1B	3-1 E8 2B		0-0 1B		0-2 2-3 1B		5	0	4	0	0	0	0					
<b>13 Carl Crawford, L</b> OBP: 0.315, SLG: 0.452	1-0 CS 1B		2-2 FC4-6 3 HR 1-2	0-0 F8		1 SAFE 0-1 G6-3		0-0 P5		5	1	1	0	0	0	5					
<b>3 Jorge Cantu, R</b> OBP: 0.323, SLG: 0.509	0-0 F8		0-2 1-H HR		2-1 G6-3		0-2 1B			4	1	2	2	0	0	1					
<b>Aubrey Huff, L</b> OBP: 0.319, SLG: 0.432	1-0 CS		0-1 1B 31 3B 1B		0-1 G3		3-1 P5			4	1	1	0	0	0	1					
<b>Toby Hall, R</b> OBP: 0.316, SLG: 0.379	1-2									0	0	0	0	0	0	0					
<b>Travis Lee, L</b> OBP: 0.343, SLG: 0.422		1-2 E 1B 1B	1-1 31 3B 1B		0-0 P4		2-2 L9			4	1	2	0	0	0	1					
<b>31 Jonny Gomes, R</b> OBP: 0.385, SLG: 0.566		1-2 P3	2-0 1-H 3B			0-1 P3		2-2 F7		4	0	1	2	0	0	2					
<b>Alex Gonzalez, R</b> OBP: 0.323, SLG: 0.421		2-2 E8 1B	0-1 F9			4-2 HR BB		3-2 G6-3		3	1	1	0	1	0	1					
<b>Pete Laforest, L</b> OBP: 0.310, SLG: 0.410		2-3 K			0-0 F7			1-0 1B G1-3 1B		4	1	2	2	0	1	2					
<b>Damon Hollins, R</b> OBP: 0.311, SLG: 0.439										0	0	0	0	0	0	0					
<b>Joey Gathright, L</b> OBP: 0.333, SLG: 0.377			0-0 B3		1-2 G4-3		0-1 G4-3		0-2 G1-3	4	0	0	0	0	0	1					
<b>Inning Stats</b>	R: 0 E: 0 K: 0 S: 5	H: 1 LOB: 0 BB: 0 P: 7	R: 0 E: 1 K: 1 S: 16	H: 2 LOB: 2 BB: 0 P: 23	R: 4 E: 0 K: 0 S: 17	H: 5 LOB: 1 BB: 0 P: 23	R: 0 E: 1 K: 0 S: 7	H: 1 LOB: 1 BB: 0 P: 11	R: 0 E: 0 K: 0 S: 5	H: 0 LOB: 0 BB: 0 P: 7	R: 2 E: 0 K: 0 S: 10	H: 2 LOB: 1 BB: 1 P: 15	R: 0 E: 0 K: 0 S: 11	H: 1 LOB: 1 BB: 0 P: 18	R: 0 E: 0 K: 0 S: 16	H: 2 LOB: 2 BB: 0 P: 20	1B: 10 2B: 1 3B: 1 HR: 2	SF: 0 SAC: 0 DP: 0 HBP: 0	WP: 0 PB: 0 SB: 0 CS: 1	PA: 39	
<b>PITCHER</b>	IP	WLS	BF	H	R	ER	SO	BB	IBB	HBP	BLK	WP	HR	S	P	ERA	WHIP				
<b>Paul Byrd, R</b> ERA: 4.11	(1, 1)	6.0	L	29	11	6	6	1	0	0	0	0	0	11	18	0.00	1.000				
<b>Joel Peralta, R</b> ERA: 3.89	(7, 1)	1.0		4	1	0	0	0	0	0	0	0	0	11	18	0.00	1.000				
<b>Brendan Donnelly, R</b> ERA: 3.81	(8, 1)	1.0		5	2	0	0	0	0	0	0	0	0	16	20	0.00	2.000				

AB	37
R	6
H	14
RBI	6
BB	1
SO	1
LOB	14



WP	0	PA	39
PB	0		
SB	0		
CS	1		

**Los Angeles Angels @ Tampa Bay Devil Rays**  
Tropicana Field, St. Petersburg, FL  
Sat Aug 27 2005, 6:15 PM EDT  
Att: 12,445 - Dome - 72 F

livebaseballscorecards.com







Batter	1	2	3	4	5	6	7	8	9	AB	R	H	RBI	BB	SO	LOB	TOP								
<b>Julio Lugo, R</b> OBP: 0.358, SLG: 0.389	F8		K			FC3-6 BB	FC6-4		FC1-4 1B	4	1	1	0	1	1	2	<b>Tampa Bay Devil Rays @ Boston Red Sox</b> Fenway Park, Boston, MA Mon Aug 29 2005, 7:05 PM EDT Att: 35,007 - Overcast - 76 F								
<b>13 Carl Crawford, L</b> OBP: 0.315, SLG: 0.450	F8			1B		FC3-6 S BB		K	1B	5	0	2	0	0	1	1									
<b>3 Jorge Cantu, R</b> OBP: 0.322, SLG: 0.504	F9			F9-3		G1-6-3 BB		F9	FC1-4	4	0	0	1	1	0	2									
<b>Aubrey Huff, L</b> OBP: 0.320, SLG: 0.438		K		F8		G1-6-3 BB		31 2B	F8	5	1	1	0	0	1	3									
<b>31 Jonny Gomes, R</b> OBP: 0.386, SLG: 0.568										3	2	2	0	0	0	0									
<b>Travis Lee, L</b> OBP: 0.348, SLG: 0.424										3	1	2	2	1	0	1									
<b>Pete Laforest, L</b> OBP: 0.310, SLG: 0.410										0	0	0	0	0	0	0									
<b>Alex Gonzalez, R</b> OBP: 0.318, SLG: 0.414										4	0	1	0	0	0	4									
<b>Toby Hall, R</b> OBP: 0.318, SLG: 0.376										2	0	1	0	0	0	0									
<b>Eduardo Perez, R</b> OBP: 0.382, SLG: 0.567										1	1	1	1	0	0	0									
<b>Joey Gathright, L</b> OBP: 0.326, SLG: 0.368										3	0	0	1	0	1	3									
<b>Nick Green, R</b> OBP: 0.333, SLG: 0.358										1	0	0	0	0	0	0									
<b>Inning Stats</b>	R: 0 E: 0 K: 0 S: 8	H: 0 LOB: 0 BB: 0 P: 11	R: 0 E: 0 K: 1 S: 8	H: 0 LOB: 1 BB: 1 P: 15	R: 0 E: 0 K: 1 S: 10	H: 0 LOB: 0 BB: 0 P: 15	R: 0 E: 0 K: 0 S: 7	H: 1 LOB: 0 BB: 0 P: 10	R: 1 E: 0 K: 1 S: 15	H: 2 LOB: 1 BB: 0 P: 22	R: 0 E: 0 K: 0 S: 9	H: 0 LOB: 1 BB: 2 P: 22	R: 0 E: 0 K: 0 S: 15	H: 2 LOB: 2 BB: 0 P: 19	R: 2 E: 0 K: 1 S: 16	H: 3 LOB: 1 BB: 0 P: 23	R: 2 E: 0 K: 0 S: 13	H: 3 LOB: 1 BB: 0 P: 19	1B: 8 2B: 3 3B: 0 HR: 1	SF: 0 SAC: 0 DP: 4 HBP: 2	WP: 0 PB: 0 SB: 1 CS: 0	PA: 40			
<b>PITCHER</b>	IP	WLS	BF	H	R	ER	SO	BB	IBB	HBP	BLK	WP	HR	S	P	ERA	WHIP								
<b>30 Matt Clement, R</b> ERA: 4.27	5.0	W	19	3	1	1	3	2	0	1	0	0	0	49	78	1.80	1.000								
<b>Mike Myers, L</b> ERA: 3.19	1.0		3	0	0	0	0	1	0	0	0	0	0	8	17	0.00	1.000								
<b>58 Jonathan Papelbon, R</b> ERA: 3.6	1.0		6	2	1	1	0	0	0	1	0	0	0	15	19	9.00	2.000								
<b>Abe Alvarez, L</b> ERA: 15.43	1.1		10	6	4	4	1	0	0	0	0	0	1	27	40	27.00	4.500								
<b>50 Mike Timlin, R</b> ERA: 1.91	0.2		2	0	0	0	0	0	0	0	0	0	0	2	2	0.00	0.000								

Batter	1	2	3	4	5	6	7	8	9	AB	R	H	RBI	BB	SO	LOB	BOTTOM								
<b>18 Johnny Damon, L</b> OBP: 0.373, SLG: 0.460	HR									3	1	1	2	0	1	1	<b>Tampa Bay Devil Rays @ Boston Red Sox</b> Fenway Park, Boston, MA Mon Aug 29 2005, 7:05 PM EDT Att: 35,007 - Overcast - 76 F								
<b>Gabe Kapler, R</b> OBP: 0.271, SLG: 0.323										1	0	0	0	0	0	3									
<b>Edgar Renteria, R</b> OBP: 0.346, SLG: 0.399	G1-3		F8							5	1	1	1	0	0	0									
<b>34 David Ortiz, L</b> OBP: 0.592, SLG: 0.592										4	2	2	2	0	0	1									
<b>Roberto Petagine, L</b> OBP: 0.400, SLG: 0.500	HR		G4-3							1	0	0	0	0	0	0									
<b>Manny Ramirez, R</b> OBP: 0.388, SLG: 0.585										3	1	1	0	1	1	0									
<b>Kevin Millar, R</b> OBP: 0.356, SLG: 0.366	K									1	0	0	0	0	0	0									
<b>Trot Nixon, L</b> OBP: 0.366, SLG: 0.481	G4-3									3	1	1	0	1	0	0									
<b>Jason Varitek, S</b> OBP: 0.378, SLG: 0.543										3	1	1	1	1	1	2									
<b>John Olerud, L</b> OBP: 0.347, SLG: 0.446										4	1	3	1	0	0	0									
<b>Bill Mueller, S</b> OBP: 0.379, SLG: 0.450										4	1	1	0	0	1	3									
<b>13 Alex Cora, L</b> OBP: 0.268, SLG: 0.319										3	1	2	1	1	0	0									
<b>Inning Stats</b>	R: 2 E: 0 K: 1 S: 12	H: 2 LOB: 0 BB: 0 P: 18	R: 1 E: 0 K: 0 S: 9	H: 1 LOB: 0 BB: 1 P: 15	R: 0 E: 0 K: 0 S: 7	H: 0 LOB: 0 BB: 0 P: 14	R: 0 E: 0 K: 1 S: 11	H: 0 LOB: 0 BB: 0 P: 18	R: 4 E: 0 K: 0 S: 16	H: 4 LOB: 2 BB: 2 P: 34	R: 0 E: 0 K: 2 S: 15	H: 1 LOB: 1 BB: 0 P: 19	R: 3 E: 0 K: 0 S: 24	H: 5 LOB: 3 BB: 1 P: 34	R: 0 E: 0 K: 0 S: 7	H: 0 LOB: 0 BB: 0 P: 10	1B: 7 2B: 3 3B: 0 HR: 3	SF: 1 SAC: 0 DP: 1 HBP: 0	WP: 1 PB: 0 SB: 0 CS: 0	PA: 40					
<b>PITCHER</b>	IP	WLS	BF	H	R	ER	SO	BB	IBB	HBP	BLK	WP	HR	S	P	ERA	WHIP								
<b>37 Seth McClung, R</b> ERA: 6.54	1.0	L	5	2	2	2	1	0	0	0	0	0	0	35	63	12.00	1.667								
<b>56 Tim Lincecum, R</b> ERA: 3.46	3.0		13	4	4	4	1	1	0	0	0	0	0	23	37	4.50	1.500								
<b>Trever Miller, L</b> ERA: 4.84	2.0		10	2	1	1	2	1	1	0	0	1	0	24	34	27.00	6.000								
<b>Travis Harper, R</b> ERA: 7.67	1.0		9	5	3	3	0	1	0	0	0	0	1	24	34	27.00	6.000								
<b>Jesus Colome, R</b> ERA: 5.61	1.0		3	0	0	0	0	0	0	0	0	0	0	7	10	0.00	0.000								

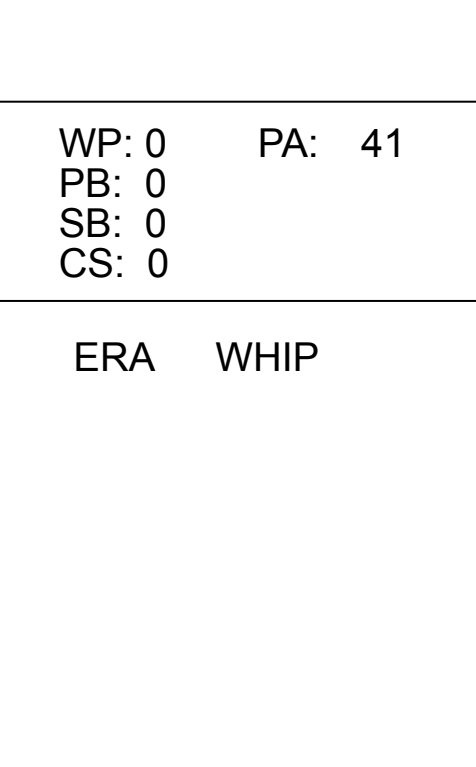




Batter	1	2	3	4	5	6	7	8	9	AB	R	H	RBI	BB	SO	LOB	TOP											
<b>Julio Lugo, R</b> (1, 6) OBP: 0.360, SLG: 0.397	0-1 SH3-4 1B	0-0 SAFE 1H 2B		0-1 13 1B		3-2 F9		1-0 L7		5	2	3	1	0	0	2												
<b>13 Carl Crawford, L</b> (1, 7) OBP: 0.318, SLG: 0.454	1-0 SH3-4	1-1 3B		1-0 1B			0-0 F7	0-1 2H 1B		4	1	3	1	0	0	0												
<b>3 Jorge Cantu, R</b> (1, 4) OBP: 0.325, SLG: 0.509	0-1 1B	2-2 2B		2-2 F8			3-2 G4-3 1B		0-1 F9	5	1	3	2	0	0	2												
<b>Aubrey Huff, L</b> (1, 9) OBP: 0.317, SLG: 0.433	2-3 K	0-1 G6-3			1-3 K		2-2 G4-3		1-0 F7	5	0	0	0	0	2	3												
<b>31 Jonny Gomes, R</b> (1, 10) OBP: 0.383, SLG: 0.559	2-3 K		0-3 K		0-0 F9		2-2 1B HBP		0-3 K	4	0	0	0	0	3	1												
<b>Travis Lee, L</b> (1, 3) OBP: 0.347, SLG: 0.422		1-2 G4-3	3-2 G4-3		1-1 F8			1-2 1B		4	0	1	1	0	0	0												
<b>Alex Gonzalez, R</b> (1, 5) OBP: 0.321, SLG: 0.417		2-1 1B	0-1 G5-3			4-2 FC6-4 BB		2-1 G1-3		3	1	1	0	1	0	2												
<b>Toby Hall, R</b> (1, 2) OBP: 0.320, SLG: 0.377		2-1 FC6-4 1B		0-0 P4		0-1 FC6-4		2-1 G4-3 1B		4	0	2	1	0	0	1												
<b>Joey Gathright, L</b> (1, 8) OBP: 0.317, SLG: 0.358	1-0 FC6-4 3B			0-1 G5-3		0-1 P5		3-2 G4-3		4	1	0	0	0	0	3												
<b>Inning Stats</b>	R: 1 E: 0 K: 2 S: 13	H: 2 LOB: 1 BB: 0 P: 18	R: 4 E: 0 K: 0 S: 20	H: 5 LOB: 1 BB: 0 P: 29	R: 0 E: 0 K: 1 S: 8	H: 0 LOB: 0 BB: 0 P: 11	R: 0 E: 0 K: 0 S: 11	H: 2 LOB: 2 BB: 0 P: 14	R: 0 E: 0 K: 1 S: 6	H: 0 LOB: 0 BB: 0 P: 8	R: 0 E: 0 K: 0 S: 10	H: 0 LOB: 1 BB: 1 P: 17	R: 1 E: 0 K: 0 S: 15	H: 2 LOB: 2 BB: 0 P: 24	R: 0 E: 0 K: 0 S: 9	H: 2 LOB: 0 BB: 0 P: 15	R: 0 E: 0 K: 1 S: 6	H: 0 LOB: 0 BB: 0 P: 7	1B: 7 2B: 5 3B: 1 HR: 0	SF: 0 SAC: 1 DP: 0 HBP: 1	WP: 0 PB: 0 CS: 0	PA: 41						
<b>PITCHER</b>	IP	WLS	BF	H	R	ER	SO	BB	IBB	HBP	BLK	WP	HR	S	P	ERA	WHIP	<b>PITCHER</b>										
<b>38 Curt Schilling, R</b> (1, 1) ERA: 6.96	6.0		28	9	5	5	4	1	0	0	0	0	0	0	68	97	7.50	1.667										
<b>Mike Myers, L</b> (7, 1) ERA: 3.41	0.2	3	1	1	1	0	0	0	0	0	0	0	0	10	15	13.50	1.500											
<b>Chad Bradford, R</b> (7, 1) ERA: 2.65	0.1	3	1	0	0	0	0	0	0	1	0	0	0	5	9	0.00	3.000											
<b>17 Manny Delcarmen, R</b> (8, 1) ERA: 4.76	1.0	4	2	0	0	0	0	0	0	0	0	0	0	9	15	0.00	2.000											
<b>50 Mike Timlin, R</b> (9, 1) ERA: 1.89	1.0	W	3	0	0	0	1	0	0	0	0	0	0	6	7	0.00	0.000											

**Tampa Bay Devil Rays @ Boston Red Sox**  
Fenway Park, Boston, MA  
Tue Aug 30 2005, 7:05 PM EDT  
Att: 35,101 - Drizzlie - 71 F

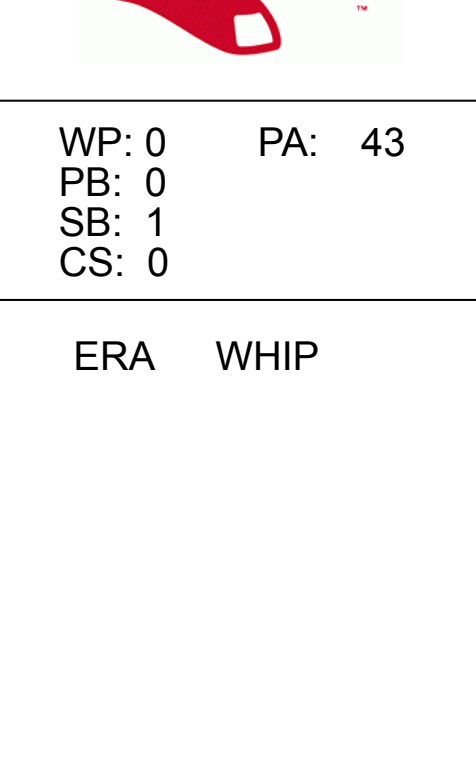
AB	38
R	6
H	13
RBI	6
BB	1
SO	5
LOB	14



Batter	1	2	3	4	5	6	7	8	9	AB	R	H	RBI	BB	SO	LOB	BOTTOM										
<b>Tony Graffanino, R</b> (1, 4) OBP: 0.377, SLG: 0.401	1-0 HBP		4-0 2B	1-2 P4		0-2 F7		1-1 G6-4-3		3	1	0	0	1	0	3											
<b>Edgar Renteria, R</b> (1, 6) OBP: 0.346, SLG: 0.400	2-3 K		3-2 G4-3		0-0 G6-3		4-1 S BB		1-3 K	4	0	1	2	1	2	1											
<b>34 David Ortiz, L</b> (1, 10) OBP: 0.389, SLG: 0.587	2-1 G6-4-3		1-0 G4-3		2-1 F9		0-0 P3		4-2 1B BB	4	1	0	0	1	0	3											
<b>Manny Ramirez, R</b> (1, 7) OBP: 0.388, SLG: 0.583		1-2 G4-3	0-1 G6-3		0-0 BB		0-0 F7		1-1 1B BB	5	0	2	0	0	0	2											
<b>Jason Varitek, S</b> (1, 2) OBP: 0.383, SLG: 0.543		4-1 BB		2-2 G6-3		4-1 BB		2-2 G6-3		4-2 1B	2	1	1	0	3	0	1										
<b>Kevin Millar, R</b> (1, 3) OBP: 0.356, SLG: 0.369		0-1 P4		3-2 G6-3		0-1 G5-3		4-2 2B G3-1		3	1	1	0	0	0	3											
<b>18 Johnny Damon, L</b> (8, PH) OBP: 0.374, SLG: 0.459				1-3 SF8				1-2 F9		1	1	0	0	1	0	3											
<b>Trot Nixon, L</b> (1, 9) OBP: 0.367, SLG: 0.483		0-1 G4-3		2-1 G6-3		2-3 K		0-0 G3-1		5	1	2	2	0	1	2											
<b>Bill Mueller, S</b> (1, 5) OBP: 0.378, SLG: 0.451			1-1 2B		1-2 SF8		0-0 G5-3		2-0 G3-1	3	1	1	2	0	0	1											
<b>Gabe Kapler, R</b> (1, 8) OBP: 0.288, SLG: 0.353			0-3 K		3-1 2B			2-3 3H		3	0	2	0	0	1	1											
<b>John Olerud, L</b> (8, PH) OBP: 0.352, SLG: 0.451					1-0 2B			3-1 G6-4-3		1	0	1	1	0	0	0											
<b>Inning Stats</b>	R: 0 E: 0 K: 1 S: 5	H: 0 LOB: 0 BB: 0 P: 10	R: 0 E: 0 K: 0 S: 8	H: 0 LOB: 1 BB: 1 P: 13	R: 2 E: 0 K: 1 S: 11	H: 2 LOB: 1 BB: 1 P: 20	R: 2 E: 0 K: 0 S: 17	H: 3 LOB: 1 BB: 0 P: 27	R: 0 E: 0 K: 0 S: 7	H: 1 LOB: 2 BB: 1 P: 13	R: 0 E: 0 K: 1 S: 12	H: 1 LOB: 1 BB: 0 P: 16	R: 0 E: 0 K: 0 S: 6	H: 0 LOB: 1 BB: 1 P: 12	R: 2 E: 0 K: 0 S: 9	H: 2 LOB: 0 BB: 1 P: 19	R: 1 E: 0 K: 1 S: 14	H: 2 LOB: 2 BB: 2 P: 25	1B: 6 2B: 5 3B: 0 HR: 0	SF: 1 SAC: 0 DP: 2 HBP: 1	WP: 0 PB: 0 CS: 0	PA: 43					
<b>PITCHER</b>	IP	WLS	BF	H	R	ER	SO	BB	IBB	HBP	BLK	WP	HR	S	P	ERA	WHIP	<b>PITCHER</b>									
<b>19 Scott Kazmir, L</b> (1, 1) ERA: 4.2	5.2		26	6	4	4	3	3	0	1	0	0	0	14	22	0.00	1.500										
<b>54 Chad Orvella, R</b> (6, 1) ERA: 3.3	1.1	H	6	1	0	0	0	1	0	0	0	0	0	14	22	0.00	1.500										
<b>Joe Borowski, R</b> (8, 1) ERA: 2.97	1.1	L	7	2	3	3	1	2	0	0	0	0	0	14	29	20.25	3.000										
<b>Danys Baez, R</b> (9, 1) ERA: 2.7	0.1		4	2	0	0	0	1	0	0	0	0	0	9	15	0.00	9.000										

**Tampa Bay Devil Rays @ Boston Red Sox**  
Fenway Park, Boston, MA  
Tue Aug 30 2005, 7:05 PM EDT  
Att: 35,101 - Drizzlie - 71 F

AB	34
R	7
H	11
RBI	7
BB	7
SO	4
LOB	20





Batter	1	2	3	4	5	6	7	8	9	AB	R	H	RBI	BB	SO	LOB	TOP					
<b>Julio Lugo, R</b> OBP: 0.361, SLG: 0.404 (1, 6)	0-1 HR		1 SAFE 0-0 1-2 13 HR 1B		2-2 G5-3			0-2 G1-3		4	2	2	1	0	0	0						
<b>13 Carl Crawford, L</b> OBP: 0.318, SLG: 0.458 (1, 7)	1-1 P2		0-0 HR		1-1 G4-3			1-0 F7		4	1	1	3	0	0	0						
<b>3 Jorge Cantu, R</b> OBP: 0.322, SLG: 0.505 (1, 4)	0-2 P4		0-0 G5-3		0-2 F8			0-2 G4-3		4	0	0	0	0	0	0						
<b>Travis Lee, L</b> OBP: 0.348, SLG: 0.435 (1, 3)	1-0 P2		0-1 HR		2-2 G3			0-0 31 F9 SF9 2B		4	2	2	1	0	0	0						
<b>31 Jonny Gomes, R</b> OBP: 0.384, SLG: 0.560 (1, 10)		3-2 FC6-5 2B	4-0 FC5-4 BB		3-3 K			0-0 F9		3	0	1	0	1	1	1						
<b>Alex Gonzalez, R</b> OBP: 0.316, SLG: 0.412 (1, 5)		1-2 FC6-5 G5-4-3 2-3	1-1 FC5-4 1-2		2-3 K			1-1 SF9		3	0	0	1	0	1	2						
<b>Damon Hollins, R</b> OBP: 0.305, SLG: 0.430 <b>Aubrey Huff, L</b> OBP: 0.316, SLG: 0.432 (9, PH)		1-2 G5-4-3 1-2		0-1 G5-3				0-2 G1-3		3	0	0	0	0	1	1						
<b>Pete Laforest, L</b> OBP: 0.289, SLG: 0.381 (1, 2)			1-3 K	2-2 G3-1				1-3 K		3	0	0	0	0	2	0						
<b>Joey Gathright, L</b> OBP: 0.318, SLG: 0.357 (1, 8)			0-2 13 HR 1B	1-0 F8				2-2 F9		3	1	1	0	0	0	0						
<b>Inning Stats</b>	R: 1 E: 0 K: 0 S: 8	H: 1 LOB: 0 BB: 0 P: 10	R: 0 E: 0 K: 0 S: 11	H: 1 LOB: 0 BB: 0 P: 16	R: 4 E: 0 K: 1 S: 13	H: 4 LOB: 1 BB: 1 P: 19	R: 0 E: 0 K: 0 S: 6	H: 0 LOB: 0 BB: 0 P: 9	R: 0 E: 0 K: 2 S: 9	H: 0 LOB: 0 BB: 0 P: 11	R: 0 E: 0 K: 2 S: 9	H: 0 LOB: 0 BB: 0 P: 12	R: 0 E: 0 K: 0 S: 7	H: 0 LOB: 0 BB: 0 P: 8	R: 1 E: 0 K: 0 S: 7	H: 1 LOB: 0 BB: 0 P: 8	1B: 2 2B: 2 3B: 0 HR: 3	SF: 1 SAC: 0 DP: 1 HBP: 0	WP: 0 PB: 0 CS: 0	PA: 34		
<b>PITCHER</b>	IP	WLS	BF	H	R	ER	SO	BB	IBB	HBP	BLK	WP	HR	S	P	ERA	WHIP					
<b>49 Tim Wakefield, R</b> ERA: 4.41 <b>50 Mike Timlin, R</b> ERA: 1.99	(1, 1)	8.0	W	30	6	5	5	5	1	0	0	0	0	3	71	101	5.62	0.875				
	(9, 1)	1.0	S	4	1	1	1	0	0	0	0	0	0	0	7	8	9.00	1.000				

**Tampa Bay Devil Rays @ Boston Red Sox**  
Fenway Park, Boston, MA  
Wed Aug 31 2005, 7:05 PM EDT  
Att: 35,253 - Cloudy - 79 F

AB 32  
R 6  
H 7  
RBI 6  
BB 1  
SO 5  
LOB 4



Batter	1	2	3	4	5	6	7	8	9	AB	R	H	RBI	BB	SO	LOB	BOTTOM					
<b>18 Johnny Damon, L</b> OBP: 0.370, SLG: 0.455 (1, 8)	2-2 F8		2-2 G3	1-2 SF7		0-0 L6		1-1 F7		4	0	0	1	0	0	1						
<b>Edgar Renteria, R</b> OBP: 0.345, SLG: 0.400 (1, 6)	1-0 HBP		1-0 G4-3	3-H 2B				0-0 G5-3		4	0	1	0	0	1	1						
<b>34 David Ortiz, L</b> OBP: 0.389, SLG: 0.591 (1, 10)	1-3 K		4-0 BB		2-2 HR			1-1 F8		3	1	1	1	1	1	1						
<b>Manny Ramirez, R</b> OBP: 0.387, SLG: 0.579 (1, 7)	0-1 F7		1-3 K		1-3 K			1-1 HR HBP		3	1	0	0	0	2	3						
<b>Kevin Millar, R</b> OBP: 0.357, SLG: 0.386 <b>John Olerud, L</b> OBP: 0.352, SLG: 0.451 (8, 3)		2-2 HR	1-2 K		3-1 F8			3-1 HR		4	2	2	3	0	1	2						
<b>Doug Mirabeli, R</b> OBP: 0.333, SLG: 0.411 (1, 2)		1-2 FC6-5 G5-3 1B		2-1 HR	4-0 BB			4-2 BB		2	1	2	1	2	0	0						
<b>Bill Mueller, S</b> OBP: 0.377, SLG: 0.449 (1, 5)		0-1 G5-3		0-2 2B 13 G4-3 1B	3-1 FC1-4-6			2-3 K		4	1	1	0	0	1	3						
<b>Gabe Kapler, R</b> OBP: 0.286, SLG: 0.361 (1, 9)		3-2 FC6-5 2-3		0-0 13 G4-3 18 SF7 2B		1-2 G5-3		2-2 P4		4	1	1	0	0	0	1						
<b>13 Alex Cora, L</b> OBP: 0.268, SLG: 0.315 (1, 4)		3-1 G6-3		0-1 G4-3		0-1 G1-3				3	0	0	1	1	0	2						
<b>Inning Stats</b>	R: 0 E: 0 K: 1 S: 8	H: 0 LOB: 1 BB: 0 P: 12	R: 1 E: 0 K: 0 S: 13	H: 2 LOB: 1 BB: 0 P: 22	R: 0 E: 0 K: 2 S: 13	H: 1 LOB: 2 BB: 1 P: 22	R: 3 E: 0 K: 0 S: 15	H: 3 LOB: 0 BB: 0 P: 19	R: 1 E: 0 K: 1 S: 10	H: 1 LOB: 1 BB: 1 P: 23	R: 0 E: 0 K: 0 S: 7	H: 0 LOB: 0 BB: 0 P: 8	R: 2 E: 0 K: 2 S: 14	H: 1 LOB: 1 BB: 1 P: 25	R: 0 E: 0 K: 0 S: 9	H: 0 LOB: 1 BB: 1 P: 16	1B: 2 2B: 2 3B: 0 HR: 4	SF: 1 SAC: 0 DP: 0 HBP: 2	WP: 0 PB: 0 CS: 0	PA: 38		
<b>PITCHER</b>	IP	WLS	BF	H	R	ER	SO	BB	IBB	HBP	BLK	WP	HR	S	P	ERA	WHIP					
<b>Casey Fossum, L</b> ERA: 4.92 <b>Jesus Colome, R</b> ERA: 5.77 <b>Joe Beimel, L</b> ERA:	(1, 1)	6.2	L	31	7	6	6	5	2	0	2	0	0	1	11	22	13.50	3.000				
	(8, 1)	0.2		3	0	0	0	0	1	0	0	0	0	0	6	11	0.00	1.500				

**Tampa Bay Devil Rays @ Boston Red Sox**  
Fenway Park, Boston, MA  
Wed Aug 31 2005, 7:05 PM EDT  
Att: 35,253 - Cloudy - 79 F

AB 31  
R 7  
H 8  
RBI 7  
BB 4  
SO 6  
LOB 14









Batter	1	2	3	4	5	6	7	8	9	AB R H RBI BB SO LOB	TOP								
<b>Julio Lugo, R</b> OBP: 0.365, SLG: 0.410 (1, 6)	1-2 2B		0-1 3 HR 1B		1-3 K			3-2 13 1B 2B	0-1 P4	5 1 3 0 0 1 2	<b>Tampa Bay Devil Rays @ Toronto Blue Jays</b> Rogers Centre, Toronto, ON Fri Sep 02 2005, 7:07 PM EDT Att: 15,108 - Partly Cloudy - 72 F								
<b>13 Carl Crawford, L</b> OBP: 0.316, SLG: 0.454 (1, 7)	0-0 B1		0-0 3 HR 1B		1-0 G3			0-1 S 1B		4 1 2 0 0 0 1									
<b>3 Jorge Cantu, R</b> OBP: 0.321, SLG: 0.506 (1, 4)	0-3 K		0-0 1-H 2-H HR		0-0 G6-3			0-3 K		4 1 1 3 0 2 3									
<b>Eduardo Perez, R</b> OBP: 0.388, SLG: 0.563 (8, PH) <b>Joey Gathright, L</b> OBP: 0.320, SLG: 0.359 (8, 3) <b>Travis Lee, L</b> OBP: 0.350, SLG: 0.443 (8, 3)	1-2 G1-3		4-1 BB		4-1 CS BB			0-1 F7		1 0 0 0 2 0 1 1 0 0 0 0 0 2 0 0 0 0 0 0 0									
<b>Aubrey Huff, L</b> OBP: 0.317, SLG: 0.433 (1, 10)		1-3 K	0-3 K		1-3 K			1-2 G3-1		4 0 0 0 0 3 4									
<b>31 Jonny Gomes, R</b> OBP: 0.381, SLG: 0.563 (1, 9)		1-3 K		1-3 K2-3				1-1 WP G4-3 1B		4 0 1 0 0 3 0									
<b>Alex Gonzalez, R</b> OBP: 0.312, SLG: 0.406 (1, 5)		1-3 K		1-1 G6-3			2-3 K	2-1 G4-3		4 0 0 0 0 2 1									
<b>Toby Hall, R</b> OBP: 0.321, SLG: 0.377 (1, 2)			2-3 K	2-0 1B			2-0 F7	0-2 L7		4 0 1 0 0 1 1									
<b>Damon Hollins, R</b> OBP: 0.304, SLG: 0.426 (1, 8)			1-1 G5-3	0-0 F8			2-1 F9	4-2 BB		3 0 0 0 1 0 1									
<b>Inning Stats</b>	R: 0 E: 0 K: 1 S: 10	H: 1 LOB: 1 BB: 0 P: 12	R: 0 E: 0 K: 3 S: 10	H: 0 LOB: 0 BB: 0 P: 13	R: 3 E: 0 K: 2 S: 13	H: 3 LOB: 1 BB: 1 P: 20	R: 0 E: 0 K: 1 S: 7	H: 1 LOB: 1 BB: 0 P: 11	R: 0 E: 0 K: 2 S: 5	H: 0 LOB: 0 BB: 1 P: 7		R: 0 E: 0 K: 1 S: 6	H: 0 LOB: 0 BB: 0 P: 12	R: 0 E: 0 K: 1 S: 17	H: 2 LOB: 2 BB: 1 P: 21	R: 0 E: 0 K: 0 S: 11	H: 1 LOB: 2 BB: 1 P: 18	1B: 5 2B: 3 3B: 0 HR: 1	SF: 0 SAC: 0 DP: 1 HBP: 0
<b>PITCHER</b>	IP WLS BF H R ER SO BB IBB HBP BLK WP HR S P ERA WHIP											<b>PITCHER</b>	IP WLS BF H R ER SO BB IBB HBP BLK WP HR S P ERA WHIP						
<b>37 Scott Downs, L</b> ERA: 4.08	(1, 1) 7.0 29 7 3 3 11 2 0 0 0 0 0 1 64 98 3.86 1.286																		
<b>Pete Walker, R</b> ERA: 2.99	(8, 1) 0.2 2 0 0 0 1 0 0 0 0 0 0 0 5 5 0.00 0.000																		
<b>Scott Schoeneweis, L</b> ERA: 3.91	(8, 1) 0.1 W 1 0 0 0 0 0 0 0 0 0 0 0 6 7 0.00 0.000																		
<b>Miguel Batista, R</b> ERA: 3.48	(9, 1) 1.0 S 5 1 0 0 0 0 1 0 0 0 0 1 0 11 18 0.00 2.000																		

Batter	1	2	3	4	5	6	7	8	9	AB R H RBI BB SO LOB	BOTTOM								
<b>3 Reed Johnson, R</b> OBP: 0.334, SLG: 0.426 (1, 7)	1-0 F9		0-2 G4-3		2-2 10 BB 1B			2-1 1B		4 0 2 1 0 0 1	<b>Tampa Bay Devil Rays @ Toronto Blue Jays</b> Rogers Centre, Toronto, ON Fri Sep 02 2005, 7:07 PM EDT Att: 15,108 - Partly Cloudy - 72 F								
<b>Orlando Hudson, S</b> OBP: 0.320, SLG: 0.416 (1, 4)	1-1 G5-3		1-0 G5-3		1-1 10 BB 1B		1-0 G1-3			4 0 1 0 0 0 2									
<b>10 Vernon Wells, R</b> OBP: 0.322, SLG: 0.482 (1, 8)	1-0 1B		2-0 P2		4-0 1-2 2-3 BB			1-1 8 1B 47 G4-6-3 1B		3 1 2 0 1 0 1									
<b>Shea Hillenbrand, R</b> OBP: 0.346, SLG: 0.460 (1, 3)	0-2 K		2-2 G5-3		1-3 K			0-0 47 G4-6-3 8 1B 9 WP 1B		4 1 1 0 0 2 4									
<b>2 Aaron Hill, R</b> OBP: 0.342, SLG: 0.410 (8, PH) <b>8 Russ Adams, L</b> OBP: 0.343, SLG: 0.415 (9, 6)		3-1 G5-3		3-2 F8		1-0 P6		0-0 47 G4-6-3 1B		3 0 0 0 0 0 0 1 0 1 0 0 0 0									
<b>47 Corey Koskie, L</b> OBP: 0.329, SLG: 0.407 (1, 5)		1-3 K		1-3 K		1-1 G3		1-2 2-3 3-H 2-2 G4-6-3		4 0 0 0 0 2 2									
<b>9 Gregg Zaun, S</b> OBP: 0.360, SLG: 0.379 (1, 2)		0-1 G5-3		2-3 K		2-2 G5-3		1-2 2-3 3-H 2-2 G4-3		4 0 0 0 0 1 0									
<b>15 Alex Rios, R</b> OBP: 0.309, SLG: 0.395 (1, 9)			2-1 2B 3 G4-3 1B		0-0 F9		1-1 G5-3			3 1 1 0 0 0 0									
<b>Frank Menechino, R</b> OBP: 0.364, SLG: 0.365 (1, 10)			1-0 G4-3 2B		3-1 HR		2-3 K			3 1 2 1 0 1 0									
<b>Inning Stats</b>	R: 0 E: 0 K: 1 S: 7	H: 1 LOB: 1 BB: 0 P: 10	R: 0 E: 0 K: 1 S: 7	H: 0 LOB: 0 BB: 0 P: 11	R: 1 E: 0 K: 0 S: 8	H: 2 LOB: 1 BB: 0 P: 14	R: 0 E: 0 K: 1 S: 10	H: 0 LOB: 0 BB: 0 P: 16	R: 1 E: 0 K: 2 S: 16	H: 3 LOB: 3 BB: 1 P: 29		R: 0 E: 0 K: 0 S: 6	H: 0 LOB: 0 BB: 0 P: 10	R: 0 E: 0 K: 1 S: 9	H: 1 LOB: 1 BB: 0 P: 15	R: 2 E: 0 K: 0 S: 12	H: 3 LOB: 0 BB: 0 P: 16	1B: 8 2B: 1 3B: 0 HR: 1	SF: 0 SAC: 0 DP: 1 HBP: 0
<b>PITCHER</b>	IP WLS BF H R ER SO BB IBB HBP BLK WP HR S P ERA WHIP											<b>PITCHER</b>	IP WLS BF H R ER SO BB IBB HBP BLK WP HR S P ERA WHIP						
<b>Mark Hendrickson, L</b> ERA: 6.09	(1, 1) 7.0 29 7 2 2 6 1 0 0 0 0 1 0 63 105 2.57 1.143																		
<b>Joe Borowski, R</b> ERA: 3.41	(8, 1) 1.0 L 5 3 2 2 0 0 0 0 0 0 0 1 0 12 16 18.00 3.000																		



Batter	1	2	3	4	5	6	7	8	9	AB	R	H	RBI	BB	SO	LOB	TOP								
Julio Lugo, R OBP: 0.364, SLG: 0.409 (1, 6)	F9		F8		F9					4	0	1	0	0	0	3	<b>Tampa Bay Devil Rays @ Toronto Blue Jays</b> Rogers Centre, Toronto, ON Sat Sep 03 2005, 4:07 PM EDT Att: 18,841 - Partly Cloudy - 77 F								
13 Carl Crawford, L OBP: 0.316, SLG: 0.452 (1, 7)	G4-3					L9		F7		4	0	1	1	0	0	1									
3 Jorge Cantu, R OBP: 0.320, SLG: 0.504 (9, PR) Nick Green, R OBP: 0.332, SLG: 0.354 (9, 4)	G6-3		G4-3			G6-3			G3 HR	4	0	1	0	0	0	2									
Aubrey Huff, L OBP: 0.314, SLG: 0.430 (9, 9) Damon Hollins, R OBP: 0.304, SLG: 0.426 (9, 9)		F9		G4-3		G5-3		G3		4	0	0	0	0	0	1									
31 Jonny Gomes, R OBP: 0.379, SLG: 0.558 (1, 10)		K		F7				F8		4	0	1	0	0	1	2									
Travis Lee, L OBP: 0.349, SLG: 0.450 (1, 3)		K		L7			G4-6-3 1B		F8	4	1	1	2	0	1	1									
Pete Laforest, L OBP: 0.265, SLG: 0.348 (9, 2) Toby Hall, R OBP: 0.321, SLG: 0.377 (9, 2)			G3-1		G1-3		K		G3 HR	4	0	0	0	0	1	1									
Alex Gonzalez, R OBP: 0.309, SLG: 0.401 (1, 5)			E6 13 1B		G6-3			G5-3		3	1	0	0	0	0	0									
Joey Gathright, L OBP: 0.327, SLG: 0.361 (1, 8)								P6		2	0	1	0	0	0	0									
<b>Inning Stats</b>	R: 0 E: 0 K: 0 S: 6	H: 0 LOB: 0 BB: 0 P: 7	R: 0 E: 0 K: 2 S: 8	H: 0 LOB: 0 BB: 0 P: 12	R: 1 E: 1 K: 0 S: 8	H: 2 LOB: 2 BB: 0 P: 10	R: 0 E: 0 K: 0 S: 5	H: 0 LOB: 0 BB: 0 P: 8	R: 0 E: 0 K: 0 S: 7	H: 0 LOB: 1 BB: 0 P: 11	R: 0 E: 0 K: 0 S: 11	H: 0 LOB: 0 BB: 0 P: 15	R: 0 E: 0 K: 1 S: 5	H: 1 LOB: 0 BB: 0 P: 8	R: 0 E: 0 K: 0 S: 7	H: 1 LOB: 1 BB: 0 P: 7		R: 2 E: 0 K: 0 S: 12	H: 2 LOB: 1 BB: 0 P: 16	1B: 5 2B: 0 3B: 0 HR: 1	SF: 0 SAC: 0 DP: 1 HBP: 1	WP: 0 PB: 0 SB: 1 CS: 0	PA: 34		
<b>PITCHER</b>	IP	WLS	BF	H	R	ER	SO	BB	IBB	HBP	BLK	WP	HR	S	P	ERA	WHIP								
Josh Towers, R ERA: 3.97 (1, 1)	8.0		30	5	2	1	3	0	0	1	0	0	0	60	81	1.12	0.625								
Scott Schoeneweis, L ERA: 3.88 (9, 1)	0.1	H	1	0	0	0	0	0	0	0	0	0	0	2	2	0.00	0.000								
Miguel Batista, R ERA: 3.58 (9, 1)	0.2	L	3	1	1	1	0	0	0	0	0	0	1	7	11	13.50	1.500								

Batter	1	2	3	4	5	6	7	8	9	AB	R	H	RBI	BB	SO	LOB	BOTTOM								
8 Russ Adams, L OBP: 0.339, SLG: 0.411 (1, 6)	K			G4-3		FC3 47 WP	F8			4	0	0	1	0	1	2	<b>Tampa Bay Devil Rays @ Toronto Blue Jays</b> Rogers Centre, Toronto, ON Sat Sep 03 2005, 4:07 PM EDT Att: 18,841 - Partly Cloudy - 77 F								
Frank Catalanotto, L OBP: 0.355, SLG: 0.423 (1, 10)	K			F9		F8		F9		4	0	0	0	0	1	1									
10 Vernon Wells, R OBP: 0.320, SLG: 0.479 (1, 8)	G6-3			G6-3		P5		F9		4	0	0	0	0	0	1									
47 Corey Koskie, L OBP: 0.328, SLG: 0.402 (1, 5)		P5			G1-6-3			G3		3	0	0	0	1	0	0									
9 Gregg Zaun, S OBP: 0.359, SLG: 0.376 (1, 2)		G3-1				F7		G4-3		3	0	0	0	1	0	2									
Eric Hinske, L OBP: 0.338, SLG: 0.424 (1, 3)		K			FC4-6 BB			K		3	0	0	0	0	2	1									
15 Alex Rios, R OBP: 0.309, SLG: 0.394 (1, 9)			K		K			P4		4	0	1	0	0	2	1									
Gabe Gross, L OBP: 0.295, SLG: 0.275 (1, 7)				P6				K		2	1	0	0	1	1	2									
Orlando Hudson, S OBP: 0.320, SLG: 0.420 (1, 4)				G6-3				P6		3	1	1	1	0	0	2									
<b>Inning Stats</b>	R: 0 E: 0 K: 2 S: 8	H: 0 LOB: 0 BB: 0 P: 10	R: 0 E: 0 K: 1 S: 10	H: 0 LOB: 0 BB: 0 P: 12	R: 0 E: 0 K: 1 S: 9	H: 0 LOB: 0 BB: 0 P: 15	R: 0 E: 0 K: 0 S: 7	H: 0 LOB: 0 BB: 0 P: 10	R: 0 E: 0 K: 1 S: 10	H: 0 LOB: 1 BB: 1 P: 17	R: 2 E: 0 K: 0 S: 11	H: 1 LOB: 2 BB: 2 P: 24	R: 0 E: 0 K: 1 S: 15	H: 1 LOB: 2 BB: 0 P: 24	R: 0 E: 0 K: 0 S: 6	H: 0 LOB: 0 BB: 0 P: 11		R: 0 E: 0 K: 1 S: 11	H: 0 LOB: 0 BB: 0 P: 17	1B: 1 2B: 0 3B: 1 HR: 0	SF: 0 SAC: 0 DP: 0 HBP: 1	WP: 1 PB: 0 SB: 1 CS: 0	PA: 34		
<b>PITCHER</b>	IP	WLS	BF	H	R	ER	SO	BB	IBB	HBP	BLK	WP	HR	S	P	ERA	WHIP								
37 Seth McClung, R ERA: 6.16 (1, 1)	8.0		31	2	2	2	6	3	0	1	0	0	0	76	123	2.25	0.625								
Danys Baez, R ERA: 2.66 (9, 1)	1.0	S	3	0	0	0	1	0	0	0	0	0	0	11	17	0.00	0.000								

AB	33
R	3
H	6
RBI	3
BB	0
SO	3
LOB	11

AB	30
R	2
H	2
RBI	2
BB	3
SO	7
LOB	12





Batter	1	2	3	4	5	6	7	8	9	AB	R	H	RBI	BB	SO	LOB	TOP								
<b>Julio Lugo, R</b> OBP: 0.363, SLG: 0.407 (1, 6)	L9		G6-3		G6-3			HBP		3	0	0	0	0	0	1	<b>Tampa Bay Devil Rays @ Toronto Blue Jays</b> Rogers Centre, Toronto, ON Sun Sep 04 2005, 1:07 PM EDT Att: 20,679 - Cloudy - 68 F								
<b>13 Carl Crawford, L</b> OBP: 0.316, SLG: 0.451 (1, 7)	G4-3		F9			1B		G6-3		4	0	1	0	0	0	1									
<b>3 Jorge Cantu, R</b> OBP: 0.318, SLG: 0.500 (1, 4)	K			F9		P4		P4		4	0	0	0	0	1	1									
<b>31 Jonny Gomes, R</b> OBP: 0.381, SLG: 0.557 (1, 10)		K		G3	1B	F9			CS	4	0	2	0	0	1	1									
<b>Travis Lee, L</b> OBP: 0.348, SLG: 0.448 (1, 3)	1B	SF8	1B	G3		L9			K	4	1	1	0	0	1	3									
<b>Damon Hollins, R</b> OBP: 0.304, SLG: 0.423 (1, 9)				G6-3					K	4	0	1	0	0	1	1									
<b>Toby Hall, R</b> OBP: 0.319, SLG: 0.375 (1, 2)		SF8								2	0	0	1	0	1	0									
<b>Alex Gonzalez, R</b> OBP: 0.309, SLG: 0.404 (1, 5)									K	3	0	1	0	0	2	1									
<b>Joey Gathright, L</b> OBP: 0.327, SLG: 0.360 (1, 8)				G1-3						3	0	1	0	0	0	1									
<b>Inning Stats</b>	R: 0 E: 0 K: 1 S: 6	H: 0 LOB: 0 BB: 0 P: 6	R: 1 E: 0 K: 2 S: 16	H: 2 LOB: 1 BB: 0 P: 20	R: 0 E: 0 K: 0 S: 6	H: 0 LOB: 0 BB: 0 P: 8	R: 0 E: 0 K: 0 S: 10	H: 1 LOB: 1 BB: 0 P: 17	R: 0 E: 0 K: 2 S: 11	H: 1 LOB: 1 BB: 0 P: 18	R: 0 E: 0 K: 0 S: 16	H: 1 LOB: 1 BB: 0 P: 17	R: 0 E: 0 K: 0 S: 7	H: 1 LOB: 1 BB: 0 P: 10	R: 0 E: 0 K: 0 S: 6	H: 0 LOB: 0 BB: 0 P: 9	R: 0 E: 0 K: 2 S: 12	H: 1 LOB: 0 BB: 0 P: 16	1B: 6 2B: 1 3B: 0 HR: 0	SF: 1 SAC: 0 DP: 1 HBP: 1	WP: 0 PB: 0 SB: 3 CS: 1	PA: 33			
<b>PITCHER</b>	IP	WLS	BF	H	R	ER	SO	BB	IBB	HBP	BLK	WP	HR	S	P	ERA	WHIP								
<b>Dave Bush, R</b> ERA: 4.12 (1, 1)	7.0	L	28	6	1	1	5	0	0	1	0	0	0	73	98	1.29	0.857								
<b>54 Jason Frasor, R</b> ERA: 3.77 (8, 1)	2.0		5	1	0	0	2	0	0	0	0	0	0	17	23	0.00	0.500								

Batter	1	2	3	4	5	6	7	8	9	AB	R	H	RBI	BB	SO	LOB	BOTTOM								
<b>3 Reed Johnson, R</b> OBP: 0.334, SLG: 0.429 (1, 7)	1B		K							3	0	1	0	0	2	0	<b>Tampa Bay Devil Rays @ Toronto Blue Jays</b> Rogers Centre, Toronto, ON Sun Sep 04 2005, 1:07 PM EDT Att: 20,679 - Cloudy - 68 F								
<b>Frank Catalanotto, L</b> OBP: 0.397, SLG: 0.423 (8, 7)	2B									0	0	0	0	1	0	0									
<b>8 Russ Adams, L</b> OBP: 0.341, SLG: 0.412 (1, 6)	1B									4	0	2	0	0	1	1									
<b>10 Vernon Wells, R</b> OBP: 0.319, SLG: 0.476 (1, 8)	P6		F8							3	0	0	0	1	0	4									
<b>Shea Hillenbrand, R</b> OBP: 0.344, SLG: 0.456 (1, 3)	G5-3		G3-1							4	0	0	0	0	1	4									
<b>2 Aaron Hill, R</b> OBP: 0.339, SLG: 0.406 (1, 5)	P3									3	0	0	0	0	0	3									
<b>47 Corey Koskie, L</b> OBP: 0.327, SLG: 0.401 (9, PH)										1	0	0	0	0	0	0									
<b>15 Alex Rios, R</b> OBP: 0.308, SLG: 0.393 (1, 9)		K								4	0	1	0	0	1	0									
<b>Frank Menechino, R</b> OBP: 0.368, SLG: 0.365 (1, 10)										0	0	0	0	0	0	0									
<b>Gabe Gross, L</b> OBP: 0.283, SLG: 0.262 (4, PH) (5, 10)										2	0	0	0	0	2	1									
<b>Guillermo Quiroz, R</b> (1, 2)		K								3	0	0	0	0	2	1									
<b>Orlando Hudson, S</b> OBP: 0.318, SLG: 0.417 (1, 4)		F9								3	0	0	0	0	1	1									
<b>Inning Stats</b>	R: 0 E: 0 K: 0 S: 13	H: 2 LOB: 2 BB: 0 P: 18	R: 0 E: 0 K: 2 S: 14	H: 0 LOB: 0 BB: 0 P: 19	R: 0 E: 0 K: 1 S: 13	H: 1 LOB: 1 BB: 0 P: 17	R: 0 E: 0 K: 1 S: 8	H: 1 LOB: 1 BB: 0 P: 11	R: 0 E: 0 K: 3 S: 9	H: 0 LOB: 0 BB: 0 P: 11	R: 0 E: 0 K: 1 S: 9	H: 0 LOB: 1 BB: 1 P: 19	R: 0 E: 0 K: 1 S: 8	H: 0 LOB: 0 BB: 0 P: 13	R: 0 E: 0 K: 1 S: 13	H: 0 LOB: 1 BB: 1 P: 21	R: 0 E: 0 K: 0 S: 5	H: 0 LOB: 0 BB: 0 P: 6	1B: 3 2B: 2 3B: 0 HR: 0	SF: 0 SAC: 0 DP: 1 HBP: 1	WP: 0 PB: 0 SB: 0 CS: 1	PA: 33			
<b>PITCHER</b>	IP	WLS	BF	H	R	ER	SO	BB	IBB	HBP	BLK	WP	HR	S	P	ERA	WHIP								
<b>19 Scott Kazmir, L</b> ERA: 4.02 (1, 1)	7.0	W	26	4	0	0	9	1	0	1	0	0	0	74	108	0.00	0.714								
<b>Joe Borowski, R</b> ERA: 3.31 (8, 1)	1.0	H	4	0	0	0	1	1	0	0	0	0	0	13	21	0.00	1.000								
<b>Danys Baez, R</b> ERA: 2.61 (9, 1)	1.0	S	3	0	0	0	0	0	0	0	0	0	0	5	6	0.00	0.000								





Batter	1	2	3	4	5	6	7	8	9	AB	R	H	RBI	BB	SO	LOB	TOP					
<b>Julio Lugo, R</b> OBP: 0.362, SLG: 0.404 (1, 6)	F7		BB		L4		P6		E4	4	0	0	0	1	0	1	<b>Tampa Bay Devil Rays @ New York Yankees</b> Yankee Stadium, Bronx, NY Tue Sep 06 2005, 7:05 PM EDT Att. 48,820 - Clear - 74 F					
<b>13 Carl Crawford, L</b> OBP: 0.316, SLG: 0.451 (1, 7)	K		F5		F7		S		1B	5	0	2	0	0	1	2						
<b>3 Jorge Cantu, R</b> OBP: 0.315, SLG: 0.496 (1, 10) (9, 4)	F8		P4		L9		SF8		K	4	0	0	1	0	1	3						
<b>Eduardo Perez, R</b> OBP: 0.387, SLG: 0.555 <b>Travis Lee, L</b> OBP: 0.347, SLG: 0.446 (7, PH) (7, 3)		P4		K		FC5 31 1B		G4-3		2	0	0	0	1	1	0						
<b>31 Jonny Gomes, R</b> OBP: 0.382, SLG: 0.556 (1, 9)		K		G2-3 2B		1B		F8		4	1	2	0	0	1	0						
<b>Damon Hollins, R</b> OBP: 0.303, SLG: 0.424 (1, 8)		2B		G2-3		K		G6-3		4	0	1	0	0	1	3						
<b>Alex Gonzalez, R</b> OBP: 0.308, SLG: 0.406 (1, 5)		K		1B		F7		G4-3		4	1	1	1	0	1	3						
<b>Toby Hall, R</b> OBP: 0.318, SLG: 0.374 (1, 2)			P6		FC5			G5-3		4	0	1	1	0	0	2						
<b>Nick Green, R</b> OBP: 0.335, SLG: 0.355 <b>Aubrey Huff, L</b> OBP: 0.315, SLG: 0.431 (9, PH) <b>Joey Gathright, L</b> OBP: 0.327, SLG: 0.360 <b>Danys Baez, R</b> (9, 1)			BB HBP		P3		13 1B 3 SF8		E 1B	2	1	1	0	0	0	1						
<b>Inning Stats</b>	R: 0 E: 0 K: 1 S: 10	H: 0 LOB: 0 BB: 0 P: 13	R: 0 E: 0 K: 2 S: 10	H: 1 LOB: 1 BB: 0 P: 14	R: 0 E: 0 K: 0 S: 12	H: 0 LOB: 2 BB: 1 P: 17	R: 2 E: 0 K: 1 S: 10	H: 3 LOB: 1 BB: 0 P: 15	R: 0 E: 0 K: 0 S: 6	H: 0 LOB: 0 BB: 0 P: 8	R: 0 E: 0 K: 1 S: 15	H: 1 LOB: 2 BB: 1 P: 21	R: 1 E: 0 K: 0 S: 19	H: 2 LOB: 1 BB: 0 P: 25	R: 0 E: 0 K: 0 S: 8	H: 0 LOB: 0 BB: 0 P: 13		R: 1 E: 1 K: 1 S: 14	H: 2 LOB: 2 BB: 0 P: 19	1B: 7 2B: 2 3B: 0 HR: 0	SF: 1 SAC: 0 DP: 0 HBP: 1	WP: 0 PB: 0 SB: 3 CS: 0
<b>PITCHER</b>	IP	WLS	BF	H	R	ER	SO	BB	IBB	HBP	BLK	WP	HR	S	P	ERA	WHIP					
<b>Randy Johnson, L</b> ERA: 4.05 (1, 1)	6.1		29	7	3	3	5	2	0	1	0	0	0	74	102	4.26	1.421					
<b>Tom Gordon, R</b> ERA: 2.51 (7, 1)	1.2	B	5	0	0	0	0	0	0	0	0	0	0	16	24	0.00	0.000					
<b>42 Mariano Rivera, R</b> ERA: 1.52 (9, 1)	1.0	L	5	2	1	1	1	0	0	0	0	0	0	14	19	9.00	2.000					

Batter	1	2	3	4	5	6	7	8	9	AB	R	H	RBI	BB	SO	LOB	BOTTOM					
<b>2 Derek Jeter, R</b> OBP: 0.390, SLG: 0.453 (1, 6)	CS 55 1B	F8 55 BB		G6-3			G5-3		G4-6-3	5	1	2	1	0	0	1	<b>Tampa Bay Devil Rays @ New York Yankees</b> Yankee Stadium, Bronx, NY Tue Sep 06 2005, 7:05 PM EDT Att. 48,820 - Clear - 74 F					
<b>55 Hideki Matsui, L</b> OBP: 0.356, SLG: 0.482 (1, 7)	CS	BB			G3-1					2	0	1	0	2	0	0						
<b>Gary Sheffield, R</b> OBP: 0.379, SLG: 0.507 (1, 9)	CS 25 1B	F8			P5		F7			4	1	1	1	0	0	3						
<b>13 Alex Rodriguez, R</b> OBP: 0.422, SLG: 0.605 (1, 5)	BB	K			K2-3				G4-3	4	0	0	0	0	3	3						
<b>25 Jason Giambi, L</b> OBP: 0.448, SLG: 0.540 <b>Tony Womack, L</b> OBP: 0.274, SLG: 0.277 (8, PR) <b>12 Andy Phillips, R</b> OBP: 0.184, SLG: 0.351 (9, 3)	E				F8		1B		L6 1B	3	0	2	0	1	0	0						
<b>Ruben Sierra, S</b> OBP: 0.299, SLG: 0.445 (1, 10)	E4				G6-3		F7		1B	4	0	1	0	0	0	1						
<b>Bernie Williams, S</b> OBP: 0.335, SLG: 0.393 (1, 8)	G4-3				K		1B 1B		L6	4	0	1	0	0	1	4						
<b>John Flaherty, R</b> OBP: 0.209, SLG: 0.231 <b>20 Jorge Posada, S</b> OBP: 0.340, SLG: 0.468 (9, PH)		K			P3		1B		G5-3	3	0	1	0	0	1	0						
<b>24 Robinson Cano, L</b> OBP: 0.305, SLG: 0.415 <b>Bubba Crosby, L</b> OBP: 0.255, SLG: 0.208 (9, PR)		2B			G4-3		G3-1		G4-6-3 2 1B	4	1	2	0	0	0	0						
<b>Inning Stats</b>	R: 2 E: 1 K: 1 S: 19	H: 4 LOB: 2 BB: 0 P: 31	R: 1 E: 0 K: 2 S: 17	H: 2 LOB: 1 BB: 1 P: 30	R: 0 E: 0 K: 1 S: 7	H: 0 LOB: 0 BB: 0 P: 11	R: 0 E: 0 K: 0 S: 5	H: 0 LOB: 0 BB: 0 P: 10	R: 0 E: 0 K: 0 S: 9	H: 3 LOB: 2 BB: 0 P: 12	R: 0 E: 0 K: 0 S: 11	H: 0 LOB: 1 BB: 1 P: 16	R: 0 E: 0 K: 0 S: 8	H: 0 LOB: 1 BB: 1 P: 15	R: 0 E: 0 K: 0 S: 9	H: 1 LOB: 2 BB: 1 P: 17		R: 0 E: 0 K: 0 S: 5	H: 1 LOB: 1 BB: 0 P: 7	1B: 10 2B: 2 3B: 0 HR: 0	SF: 0 SAC: 0 DP: 2 HBP: 0	WP: 0 PB: 0 SB: 0 CS: 2
<b>PITCHER</b>	IP	WLS	BF	H	R	ER	SO	BB	IBB	HBP	BLK	WP	HR	S	P	ERA	WHIP					
<b>Casey Fossum, L</b> ERA: 4.84 (1, 1)	6.0		26	9	3	2	5	1	0	0	0	0	0	68	110	3.00	1.667					
<b>54 Chad Orvella, R</b> ERA: 3.15 (7, 1)	2.0	W	8	1	0	0	0	2	0	0	0	0	0	17	32	0.00	1.500					
<b>Danys Baez, R</b> ERA: 2.57 (9, 1)	1.0	S	3	1	0	0	0	0	0	0	0	0	0	5	7	0.00	1.000					



Batter	1	2	3	4	5	6	7	8	9	AB	R	H	RBI	BB	SO	LOB	TOP				
<b>Julio Lugo, R</b> OBP: 0.361, SLG: 0.401	4-1 13 E 3 1B BB	0-2 G1-3		2-0 FC5-4 1-2F			1-1 G5-3		2-2 G1-3	4	1	0	0	1	0	1					
<b>13 Carl Crawford, L</b> OBP: 0.317, SLG: 0.450	0-1 E1 3 1B	0-0 F8			0-1 G1-3		1-2 S 1B		0-0 P6	5	1	2	0	0	0	0					
<b>3 Jorge Cantu, R</b> OBP: 0.316, SLG: 0.496	0-0 31 3B 1B		3-3 K		0-0 1B 1B		3-1 F8			4	1	2	2	0	1	1					
<b>Aubrey Huff, L</b> OBP: 0.319, SLG: 0.431	0-0 P6		4-2 31 BB BB		0-0 1B 1B		4-1 1B IBB			2	0	1	0	2	0	1					
<b>31 Jonny Gomes, R</b> OBP: 0.384, SLG: 0.561	0-1 SF7 3B		4-2 G4-6-3 BB		2-2 L7		1-1 P4			3	1	1	1	1	0	4					
<b>Travis Lee, L</b> OBP: 0.343, SLG: 0.442	0-0 SF7		1-1 G4-6-3		1-0 G4-3			2-1 G5-3		3	0	0	1	0	0	4					
<b>Damon Hollins, R</b> OBP: 0.306, SLG: 0.427	3-2 2B		0-0 G5-3		1-0 G6-3		4-2 G4-3 BB			3	0	1	0	1	0	0					
<b>Toby Hall, R</b> OBP: 0.318, SLG: 0.373	2-2 G4-3		1-1 FC5-4 1B		2-1 G6-3		0-1 G4-3			4	0	1	0	0	0	2					
<b>Joey Gathright, L</b> OBP: 0.319, SLG: 0.351		0-0 B4-3		1-1 L6		0-3 K		1-1 B1		4	0	0	0	0	1	1					
<b>Inning Stats</b>	R: 4 E: 1 K: 0 S: 15	H: 4 LOB: 1 BB: 1 P: 24	R: 0 E: 0 K: 0 S: 5	H: 0 LOB: 0 BB: 0 P: 5	R: 0 E: 0 K: 1 S: 11	H: 0 LOB: 1 BB: 2 P: 23	R: 0 E: 0 K: 0 S: 6	H: 1 LOB: 1 BB: 0 P: 10	R: 0 E: 0 K: 1 S: 8	H: 2 LOB: 2 BB: 0 P: 11	R: 0 E: 0 K: 0 S: 10	H: 1 LOB: 2 BB: 1 P: 20	R: 0 E: 0 K: 0 S: 6	H: 0 LOB: 0 BB: 1 P: 12	R: 0 E: 0 K: 0 S: 7	H: 0 LOB: 0 BB: 0 P: 10	1B: 6 2B: 1 3B: 1 HR: 0	SF: 1 SAC: 0 DP: 2 HBP: 0	WP: 0 PB: 0 SB: 1 CS: 0	PA: 38	
<b>PITCHER</b>	IP	WLS	BF	H	R	ER	SO	BB	IBB	HBP	BLK	WP	HR	S	P	ERA	WHIP				
<b>Jaret Wright, R</b> ERA: 5.76	(1, 1)	6.2	31	8	4	4	2	3	1	0	0	0	0	59	99	5.40	1.650				
<b>Tanyon Sturtze, R</b> ERA: 4.29	(7, 1)	1.1	W	4	0	0	0	1	0	0	0	0	0	8	15	0.00	0.750				
<b>42 Mariano Rivera, R</b> ERA: 1.49	(9, 1)	1.0	S	3	0	0	0	0	0	0	0	0	0	7	10	0.00	0.000				

Tampa Bay Devil Rays @ New York Yankees  
Yankee Stadium, Bronx, NY  
Wed Sep 07 2005, 7:05 PM EDT  
Att: 52,928 - Clear - 74 F

AB 32  
R 4  
H 8  
RBI 4  
BB 5  
SO 2  
LOB 14



Batter	1	2	3	4	5	6	7	8	9	AB	R	H	RBI	BB	SO	LOB	BOTTOM				
<b>2 Derek Jeter, R</b> OBP: 0.389, SLG: 0.453	0-0 L7			0-2 K		3-2 55 2B	2-1 G4-6-3			4	1	1	0	0	1	3					
<b>55 Hideki Matsui, L</b> OBP: 0.357, SLG: 0.490	1-3 K			0-0 HR		2-1 G4-3 2B	1-1 F8			4	1	2	3	0	1	0					
<b>Gary Sheffield, R</b> OBP: 0.379, SLG: 0.507	0-0 F7			3-2 2B		0-0 G4-3	2-2 G5-3			0	0	0	0	0	0	0					
<b>Bernie Williams, S</b> OBP: 0.334, SLG: 0.394										4	0	1	0	0	0	1					
<b>Bubba Crosby, L</b> OBP: 0.255, SLG: 0.208										0	0	0	0	0	0	0					
<b>13 Alex Rodriguez, R</b> OBP: 0.423, SLG: 0.603		3-1 F8		1-3 K		4-0 25 L3 IBB	1-2 25 HR 1B			3	1	1	0	1	1	1					
<b>25 Jason Giambi, L</b> OBP: 0.446, SLG: 0.546		2-1 P4		1-1 F7		0-1 L3	0-1 HR			4	1	1	2	0	0	3					
<b>12 Andy Phillips, R</b> OBP: 0.184, SLG: 0.351										0	0	0	0	0	0	0					
<b>Ruben Sierra, S</b> OBP: 0.290, SLG: 0.431		1-3 K			0-3 K		3-2 P3	1-0 F9		4	0	0	0	0	2	0					
<b>Matt Lawton, L</b> OBP: 0.361, SLG: 0.403				1-1 P2		3-2 G1-3	2-2 24 BB 20 1B HBP			2	0	0	0	0	0	0					
<b>20 Jorge Posada, S</b> OBP: 0.340, SLG: 0.407				1-2 F9		0-0 G3-1	0-1 24 BB 1B			3	0	1	0	0	0	0					
<b>24 Robinson Cano, L</b> OBP: 0.307, SLG: 0.416				2-1 P5		0-1 2 2B 55 2B 1B	4-1 2 G4-6-3 BB			2	1	1	0	1	0	0					
<b>Inning Stats</b>	R: 0 E: 0 K: 1 S: 5	H: 0 LOB: 0 BB: 0 P: 6	R: 0 E: 0 K: 1 S: 7	H: 0 LOB: 0 BB: 0 P: 13	R: 0 E: 0 K: 0 S: 8	H: 0 LOB: 0 BB: 0 P: 12	R: 1 E: 0 K: 2 S: 12	H: 2 LOB: 1 BB: 0 P: 17	R: 0 E: 0 K: 1 S: 8	H: 0 LOB: 0 BB: 0 P: 11	R: 2 E: 0 K: 0 S: 10	H: 3 LOB: 1 BB: 1 P: 19	R: 0 E: 0 K: 0 S: 11	H: 1 LOB: 2 BB: 1 P: 22	R: 2 E: 0 K: 0 S: 12	H: 2 LOB: 0 BB: 0 P: 17	1B: 3 2B: 4 3B: 0 HR: 2	SF: 0 SAC: 0 DP: 2 HBP: 1	WP: 0 PB: 0 SB: 0 CS: 0	PA: 33	
<b>PITCHER</b>	IP	WLS	BF	H	R	ER	SO	BB	IBB	HBP	BLK	WP	HR	S	P	ERA	WHIP				
<b>Doug Waechter, R</b> ERA: 5.04	(1, 1)	5.1	22	5	3	3	5	0	1	0	0	0	0	48	76	5.06	0.938				
<b>Trever Miller, L</b> ERA: 4.74	(6, 1)	1.0	H	5	1	0	0	1	0	1	0	0	0	11	20	0.00	2.000				
<b>Travis Harper, R</b> ERA: 7.59	(7, 1)	0.2	H	1	0	0	0	0	0	0	0	0	0	2	4	0.00	0.000				
<b>Joe Borowski, R</b> ERA: 3.72	(8, 1)	1.0	L	5	2	2	0	0	0	0	0	0	1	12	17	18.00	2.000				

Tampa Bay Devil Rays @ New York Yankees  
Yankee Stadium, Bronx, NY  
Wed Sep 07 2005, 7:05 PM EDT  
Att: 52,928 - Clear - 74 F

AB 30  
R 5  
H 8  
RBI 5  
BB 2  
SO 5  
LOB 8





Batter	1	2	3	4	5	6	7	8	9	AB	R	H	RBI	BB	SO	LOB	TOP								
<b>Julio Lugo, R</b> OBP: 0.359, SLG: 0.399 (1, 6)										5	0	1	0	0	1	4	<b>Tampa Bay Devil Rays @ New York Yankees</b> Yankee Stadium, Bronx, NY Thu Sep 08 2005, 7:05 PM EDT Att: 49,673 - Partly Cloudy - 76 F <a href="http://livebaseballscorecards.com">livebaseballscorecards.com</a>								
<b>13 Carl Crawford, L</b> OBP: 0.319, SLG: 0.455 (1, 7)										5	3	3	2	0	0	2									
<b>3 Jorge Cantu, R</b> OBP: 0.317, SLG: 0.499 (1, 4)										5	1	2	2	0	0	1									
<b>Aubrey Huff, L</b> OBP: 0.321, SLG: 0.431 (1, 9)										3	0	1	0	2	0	1									
<b>Damon Hollins, R</b> OBP: 0.306, SLG: 0.427 (9, 9)										0	0	0	0	0	0	0									
<b>31 Jonny Gomes, R</b> OBP: 0.387, SLG: 0.560 (1, 10)										4	1	2	2	1	0	3									
<b>Travis Lee, L</b> OBP: 0.341, SLG: 0.442 (1, 3)										5	0	1	1	0	1	3									
<b>Pete Laforest, L</b> OBP: 0.264, SLG: 0.327 (1, 2)										3	0	0	0	1	1	0									
<b>Toby Hall, R</b> OBP: 0.317, SLG: 0.372 (8, 2)									3	1	1	0	0	1	1										
<b>Alex Gonzalez, R</b> OBP: 0.309, SLG: 0.405 (1, 5)									4	1	2	0	0	1	1										
<b>Joey Gathright, L</b> OBP: 0.323, SLG: 0.361 (1, 8)																									
<b>Inning Stats</b>	R: 2 E: 0 K: 0 S: 13	H: 4 LOB: 1 BB: 0 P: 18	R: 0 E: 0 K: 0 S: 8	H: 1 LOB: 2 BB: 1 P: 15	R: 0 E: 0 K: 0 S: 7	H: 1 LOB: 0 BB: 0 P: 9	R: 0 E: 1 K: 2 S: 12	H: 0 LOB: 1 BB: 0 P: 16	R: 1 E: 0 K: 0 S: 12	H: 2 LOB: 2 BB: 1 P: 22	R: 3 E: 0 K: 1 S: 15	H: 4 LOB: 2 BB: 1 P: 26	R: 0 E: 0 K: 2 S: 10	H: 0 LOB: 0 BB: 0 P: 14	R: 0 E: 0 K: 0 S: 6	H: 0 LOB: 0 BB: 0 P: 10	R: 1 E: 0 K: 0 S: 7	H: 1 LOB: 1 BB: 1 P: 16	1B: 7 2B: 8 3B: 0 HR: 0	SF: 0 SAC: 1 DP: 1 HBP: 0	WP: 1 PB: 0 CS: 0	PA: 43			
<b>PITCHER</b>	IP	WLS	BF	H	R	ER	SO	BB	IBB	HBP	BLK	WP	HR	S	P	ERA	WHIP								
<b>40 Chien-Ming Wang, R</b> ERA: 3.97 (1, 1)	5.0	L	24	8	3	3	2	2	0	0	0	1	0	52	80	5.40	2.000								
<b>Wayne Franklin, L</b> ERA: 6.1 (6, 1)	0.1		3	2	2	2	0	0	0	0	0	0	0	7	10	54.00	6.000								
<b>Scott Proctor, R</b> ERA: 4.54 (6, 1)	1.2		8	2	1	1	3	0	1	0	0	0	0	18	30	5.40	1.200								
<b>Tom Gordon, R</b> ERA: 2.57 (8, 1)	1.0		3	0	0	0	0	0	0	0	0	0	0	6	10	0.00	0.000								
<b>Felix Rodriguez, R</b> ERA: 4.23 (9, 1)	1.0		5	1	1	1	0	1	0	0	0	0	0	7	16	9.00	2.000								

Batter	1	2	3	4	5	6	7	8	9	AB	R	H	RBI	BB	SO	LOB	BOTTOM								
<b>2 Derek Jeter, R</b> OBP: 0.390, SLG: 0.453 (1, 6)										3	0	1	0	1	0	0	<b>Tampa Bay Devil Rays @ New York Yankees</b> Yankee Stadium, Bronx, NY Thu Sep 08 2005, 7:05 PM EDT Att: 49,673 - Partly Cloudy - 76 F <a href="http://livebaseballscorecards.com">livebaseballscorecards.com</a>								
<b>Bernie Williams, S</b> OBP: 0.331, SLG: 0.390 (1, 8)										4	0	0	0	0	2										
<b>55 Hideki Matsui, L</b> OBP: 0.358, SLG: 0.494 (1, 7)										4	1	2	0	0	1										
<b>13 Alex Rodriguez, R</b> OBP: 0.422, SLG: 0.600 (1, 5)										4	1	1	0	0	2										
<b>25 Jason Giambi, L</b> OBP: 0.445, SLG: 0.545 (1, 3)											4	1	1	1	0	2									
<b>20 Jorge Posada, S</b> OBP: 0.339, SLG: 0.404 (1, 2)											3	0	0	1	1	1									
<b>Ruben Sierra, S</b> OBP: 0.289, SLG: 0.449 (1, 10)											4	1	1	2	0	1									
<b>Matt Lawton, L</b> OBP: 0.359, SLG: 0.400 (1, 9)										3	0	0	0	0	1										
<b>Mark Bellhorn, S</b> OBP: 0.325, SLG: 0.361 (1, 4)										2	0	0	0	0	1										
<b>24 Robinson Cano, L</b> (7, PH) OBP: 0.307, SLG: 0.415 (6, 4)										1	0	0	0	0	0										
<b>Inning Stats</b>	R: 0 E: 0 K: 0 S: 4	H: 1 LOB: 1 BB: 0 P: 6	R: 0 E: 0 K: 1 S: 8	H: 0 LOB: 0 BB: 0 P: 11	R: 0 E: 0 K: 0 S: 6	H: 0 LOB: 0 BB: 0 P: 8	R: 0 E: 0 K: 0 S: 6	H: 0 LOB: 0 BB: 0 P: 11	R: 0 E: 0 K: 1 S: 9	H: 0 LOB: 1 BB: 1 P: 18	R: 0 E: 0 K: 1 S: 6	H: 0 LOB: 0 BB: 1 P: 13	R: 4 E: 0 K: 0 S: 14	H: 4 LOB: 0 BB: 0 P: 20	R: 0 E: 0 K: 0 S: 10	H: 1 LOB: 1 BB: 0 P: 15	R: 0 E: 0 K: 1 S: 7	H: 0 LOB: 0 BB: 0 P: 10	1B: 2 2B: 3 3B: 0 HR: 1	SF: 0 SAC: 0 DP: 1 HBP: 0	WP: 0 PB: 0 CS: 0	PA: 34			
<b>PITCHER</b>	IP	WLS	BF	H	R	ER	SO	BB	IBB	HBP	BLK	WP	HR	S	P	ERA	WHIP								
<b>Mark Hendrickson, L</b> ERA: 6.06 (1, 1)	6.2	W	26	5	4	4	3	2	0	0	0	0	0	9	13	0.00	1.000								
<b>54 Chad Ornela, R</b> ERA: 3.09 (7, 1)	1.0	H	4	1	0	0	0	0	0	0	0	0	0	9	14	0.00	0.000								
<b>Danyis Baez, R</b> ERA: 2.52 (8, 1)	1.1	S	4	0	0	0	1	0	0	0	0	0	0	9	14	0.00	0.000								



Batter	1	2	3	4	5	6	7	8	9	AB R H RBI BB SO LOB	TOP									
8 Russ Adams, L (1,6) OBP: 0.341, SLG: 0.416	1-1 G4-3	1-2 L3		3-2 G3			1-0 47 1B 2B		2-0 F7	5 1 1 1 0 0 3	<b>Toronto Blue Jays @ Tampa Bay Devil Rays</b> Tropicana Field, St. Petersburg, FL Fri Sep 09 2005, 7:15 PM EDT Att: 10,092 - Dome - 72 F <a href="http://livebaseballscorecards.com">livebaseballscorecards.com</a>									
Frank Catalanotto, L (1,7) OBP: 0.338, SLG: 0.419	1-1 E	1-0 1B		3-1 F8			1-2 G1-3		0-0 F9	4 1 2 1 0 0 2 1 0 0 0 0 0 0										
3 Reed Johnson, R (8,7) OBP: 0.336, SLG: 0.427		2-H 1B							0-0 G6-3	5 0 0 0 0 1 3										
10 Vernon Wells, R (1,8) OBP: 0.316, SLG: 0.466	1-3 K	0-1 F8			0-0 F7		1-0 G5-3			4 2 2 2 0 0 1										
47 Corey Koskie, L (1,5) OBP: 0.325, SLG: 0.413	3-1 E			3-1 HR		3-0 G4-3	1-0 FC4-6 1B			4 0 1 0 0 0 1										
Shea Hillenbrand, R (1,3) OBP: 0.343, SLG: 0.452	2-2 E8			2-1 F8-4 1B		0-1 P3	1-2 FC4-6 1-2F			4 0 0 0 0 1 2										
9 Greg Zaun, S (1,2) OBP: 0.355, SLG: 0.381	2-3 K			0-1 F7		1-1 P3		2-2 G4-3		4 1 2 0 0 1 1										
Eric Hinske, L (1,10)			3-2 1B	2-0 F8-4		2-3 K	1-2 G1-6-3 2 WP 1B			3 1 0 0 1 0 1										
2 Aaron Hill, R (1,4) OBP: 0.333, SLG: 0.393		4-2 1B 1B BB		0-1 L6		0-0 F7	3-1 G1-6-3			4 1 3 1 0 0 1										
Gabe Gross, L (1,9) OBP: 0.321, SLG: 0.306		2-1 1-2 2-H 1B		0-0 8 G3 1B		1-1 8 2B 1B	0-1 G6-3			WP: 1 PA: 39 RBI: 0 SB: 0 CS: 0										
<b>Inning Stats</b>	R: 2 E: 2 K: 2 S: 17	H: 1 LOB: 1 BB: 0 P: 27	R: 2 E: 0 K: 0 S: 18	H: 3 LOB: 1 BB: 1 P: 29	R: 1 E: 0 K: 0 S: 7	H: 2 LOB: 0 BB: 0 P: 14	R: 0 E: 0 K: 0 S: 11	H: 1 LOB: 1 BB: 0 P: 17	R: 0 E: 0 K: 1 S: 7	H: 0 LOB: 0 BB: 0 P: 10	R: 2 E: 0 K: 0 S: 11	H: 3 LOB: 1 BB: 0 P: 17	R: 0 E: 0 K: 0 S: 10	H: 1 LOB: 1 BB: 0 P: 16	R: 0 E: 0 K: 0 S: 3	H: 0 LOB: 0 BB: 0 P: 5	1B: 8 2B: 4 3B: 0 HR: 1	SF: 0 SAC: 0 DP: 2 HBP: 0	ERA: 6.32 3.86 0.00 0.00	WHIP: 3.500 0.643 1.500 0.000
<b>PITCHER</b>	IP WLS BF H R ER SO BB IBB HBP BLK WP HR S P ERA WHIP											IP WLS BF H R ER SO BB IBB HBP BLK WP HR S P ERA WHIP								
37 Seth McClung, R (1,1) ERA: 6.32	2.0 L 14 6 5 3 2 1 0 0 0 0 0 1 39 65 13.50 3.500																			
Lance Carter, R (3,1) ERA: 5.04	4.2 16 3 2 2 1 0 0 0 0 0 0 0 32 50 3.86 0.643																			
Joe Beimel, L (7,1) ERA:	1.1 6 2 0 0 0 0 0 0 0 0 1 0 14 22 0.00 1.500																			
Jesus Colome, R (9,1) ERA: 5.6	1.0 3 0 0 0 0 0 0 0 0 0 0 0 3 5 0.00 0.000																			

Batter	1	2	3	4	5	6	7	8	9	AB R H RBI BB SO LOB	BOTTOM											
Julio Lugo, R (1,6) OBP: 0.361, SLG: 0.399	1-2 13 2B 3 G6-3 1B	4-2 13 1B BB		2-1 B1-3			2-2 F8		4-0 1-2 BB	3 1 1 0 2 0 0	<b>Toronto Blue Jays @ Tampa Bay Devil Rays</b> Tropicana Field, St. Petersburg, FL Fri Sep 09 2005, 7:15 PM EDT Att: 10,092 - Dome - 72 F <a href="http://livebaseballscorecards.com">livebaseballscorecards.com</a>											
13 Carl Crawford, L (1,7) OBP: 0.322, SLG: 0.458	0-1 2B	2-2 1-2 2-3 1B			0-1 31 1B 1B		3-2 F8		1-0 F7	5 1 3 0 0 0 2												
3 Jorge Cantu, R (1,4) OBP: 0.316, SLG: 0.498	0-0 G5-3	1-2 G4-3			1-1 L7		1-0 F9		1-0 F9	5 0 1 1 0 0 7												
Aubrey Huff, L (1,9) OBP: 0.321, SLG: 0.431	0-1 3-H 2B			1-3 K		2-0 F8		1-0 F9		4 0 1 1 0 1 2												
31 Jonny Gomes, R (1,10) OBP: 0.388, SLG: 0.559	3-3 K			1-2 1B		3-2 1-1-H 1B		1-0 F7		4 0 2 0 0 1 1												
Travis Lee, L (1,3) OBP: 0.338, SLG: 0.437	2-3 K			0-0 F7		0-0 F7		0-3 K		4 0 0 0 0 2 2												
Nick Green, R (1,5) OBP: 0.331, SLG: 0.350		0-0 F8		0-2 F8		0-2 G5-3		3-3 K		4 0 0 0 0 1 1												
Toby Hall, R (1,2) OBP: 0.319, SLG: 0.373		0-1 13 1B BB 1B		0-1 F8		0-0 1B			0-1 F9	4 0 2 0 0 0 0												
Joey Gathright, L (1,8) OBP: 0.318, SLG: 0.354		0-3 K		0-3 K		0-0 F8			2-2 BB HBP	3 0 0 0 0 2 2 0 0 0 0 0 0 0												
Eduardo Perez, R (9,PH) OBP: 0.390, SLG: 0.555																						
<b>Inning Stats</b>	R: 2 E: 0 K: 2 S: 17	H: 3 LOB: 1 BB: 0 P: 23	R: 0 E: 0 K: 1 S: 19	H: 2 LOB: 3 BB: 1 P: 26	R: 0 E: 0 K: 1 S: 10	H: 1 LOB: 1 BB: 0 P: 12	R: 0 E: 0 K: 1 S: 7	H: 0 LOB: 0 BB: 0 P: 9	R: 0 E: 0 K: 0 S: 8	H: 2 LOB: 2 BB: 0 P: 14	R: 0 E: 0 K: 0 S: 6	H: 1 LOB: 1 BB: 0 P: 6	R: 0 E: 0 K: 0 S: 9	H: 1 LOB: 1 BB: 0 P: 16	R: 0 E: 0 K: 2 S: 8	H: 0 LOB: 0 BB: 0 P: 12	R: 0 E: 0 K: 0 S: 6	H: 0 LOB: 2 BB: 1 P: 14	1B: 7 2B: 3 3B: 0 HR: 0	SF: 0 SAC: 0 DP: 0 HBP: 1	ERA: 3.86 3.44 0.00 2.72 3.72	WHIP: 1.667 1.000 0.000 0.000
<b>PITCHER</b>	IP WLS BF H R ER SO BB IBB HBP BLK WP HR S P ERA WHIP											IP WLS BF H R ER SO BB IBB HBP BLK WP HR S P ERA WHIP										
Josh Towers, R (1,1) ERA: 3.86	6.0 W 27 9 2 2 2 1 0 0 0 0 0 0 90 3.00 1.667																					
Vinnie Chulk, R (7,1) ERA: 3.44	1.0 4 1 0 0 0 0 0 0 0 0 0 0 9 16 0.00 1.000																					
Justin Speier, R (8,1) ERA: 2.72	1.0 3 0 0 0 2 0 0 0 0 0 0 0 8 12 0.00 0.000																					
Scott Schoeneweis, L (9,1) ERA: 3.72	1.0 5 0 0 0 0 1 0 0 0 0 0 0 6 14 0.00 1.000																					



Batter	1	2	3	4	5	6	7	8	9	AB	R	H	RBI	BB	SO	LOB	TOP										
8 Russ Adams, L OBP: 0.340, SLG: 0.413										5	0	1	1	0	3	3	<p><b>Toronto Blue Jays @ Tampa Bay Devil Rays</b> Tropicana Field, St. Petersburg, FL Sat Sep 10 2005, 6:15 PM EDT Att: 10,984 - Dome - 72 F</p> <p>livebaseballscores.com</p> <p>AB 36 R 3 H 9 RBI 2 BB 2 SO 11 LOB 19</p>										
3 Reed Johnson, R OBP: 0.334, SLG: 0.424										5	0	1	0	0	1	3											
10 Vernon Wells, R OBP: 0.315, SLG: 0.466										5	0	1	0	0	1	3											
47 Corey Koskie, L OBP: 0.321, SLG: 0.407										4	0	0	0	0	3	2											
Shea Hillenbrand, R OBP: 0.344, SLG: 0.454										4	0	2	0	0	0	1											
2 Aaron Hill, R OBP: 0.332, SLG: 0.391										4	0	1	0	0	0	2											
15 Alex Rios, R OBP: 0.307, SLG: 0.387 Frank Catalanotto, L OBP: 0.360, SLG: 0.419 Gabe Gross, L OBP: 0.321, SLG: 0.306										3	1	0	0	0	1	3											
Frank Menechino, R OBP: 0.367, SLG: 0.359 Eric Hinske, L OBP: 0.336, SLG: 0.422										2	0	0	0	1	1	1											
Guillermo Quiroz, R OBP: 0.154, SLG: 0.083 9 Grego Zaun, S OBP: 0.351, SLG: 0.382										2	0	1	0	0	1	1											
<b>Inning Stats</b>	R: 0 E: 0 K: 3 S: 11	H: 1 LOB: 1 BB: 0 P: 14	R: 1 E: 1 K: 1 S: 17	H: 2 LOB: 2 BB: 1 P: 26	R: 0 E: 0 K: 1 S: 11	H: 1 LOB: 1 BB: 0 P: 13	R: 0 E: 0 K: 2 S: 13	H: 1 LOB: 1 BB: 0 P: 18	R: 0 E: 0 K: 0 S: 8	H: 0 LOB: 0 BB: 0 P: 9	R: 0 E: 0 K: 2 S: 11	H: 1 LOB: 1 BB: 0 P: 14	R: 0 E: 0 K: 10 S: 10	H: 0 LOB: 1 BB: 0 P: 14	R: 0 E: 0 K: 0 S: 8	H: 0 LOB: 0 BB: 0 P: 12		R: 2 E: 0 K: 0 S: 12	H: 3 LOB: 2 BB: 1 P: 18	1B: 7 2B: 2 3B: 0 HR: 0	SF: 0 SAC: 0 DP: 0 HBP: 1	WP: 0 PB: 0 SB: 1 CS: 1	PA: 39				
<b>PITCHER</b>	IP	WLS	BF	H	R	ER	SO	BB	IBB	HBP	BLK	WP	HR	S	P	ERA	WHIP										
19 Scott Kazmir, L ERA: 3.85	7.0		29	6	1	0	11	1	0	1	0	0	0	81	108	0.00	1.000										
Joe Borowski, R ERA: 3.82	1.0	H	3	0	0	0	0	0	0	0	0	0	0	8	12	0.00	0.000										
Danys Baez, R ERA: 2.76	1.0	L	7	3	2	2	0	1	0	0	0	0	0	12	18	18.00	4.000										

Batter	1	2	3	4	5	6	7	8	9	AB	R	H	RBI	BB	SO	LOB	BOTTOM										
Julio Lugo, R OBP: 0.360, SLG: 0.396										3	0	0	0	0	0	0	<p><b>Toronto Blue Jays @ Tampa Bay Devil Rays</b> Tropicana Field, St. Petersburg, FL Sat Sep 10 2005, 6:15 PM EDT Att: 10,984 - Dome - 72 F</p> <p>livebaseballscores.com</p> <p>AB 29 R 2 H 4 RBI 2 BB 3 SO 5 LOB 9</p>										
13 Carl Crawford, L OBP: 0.321, SLG: 0.456										4	0	1	0	0	0	1											
3 Jorge Cantu, R OBP: 0.315, SLG: 0.496										4	0	1	0	0	1	2											
Aubrey Huff, L OBP: 0.318, SLG: 0.428										4	0	0	0	0	1	1											
31 Jonny Gomes, R OBP: 0.390, SLG: 0.555										2	1	0	0	2	1	0											
Travis Lee, L OBP: 0.337, SLG: 0.433										3	0	0	0	1	1	1											
Damon Hollins, R OBP: 0.306, SLG: 0.436 Joey Gathright, L OBP: 0.318, SLG: 0.354										3	1	1	2	0	1	2											
Toby Hall, R OBP: 0.316, SLG: 0.370										3	0	0	0	0	0	2											
Alex Gonzalez, R OBP: 0.309, SLG: 0.404										3	0	1	0	0	0	0											
<b>Inning Stats</b>	R: 0 E: 0 K: 0 S: 9	H: 1 LOB: 1 BB: 0 P: 10	R: 0 E: 0 K: 0 S: 6	H: 0 LOB: 2 BB: 2 P: 16	R: 0 E: 0 K: 1 S: 9	H: 1 LOB: 0 BB: 0 P: 11	R: 2 E: 0 K: 0 S: 10	H: 1 LOB: 0 BB: 1 P: 18	R: 0 E: 0 K: 1 S: 7	H: 0 LOB: 0 BB: 0 P: 11	R: 0 E: 0 K: 1 S: 8	H: 0 LOB: 0 BB: 0 P: 10	R: 0 E: 0 K: 11 S: 11	H: 1 LOB: 1 BB: 0 P: 15	R: 0 E: 0 K: 2 S: 11	H: 0 LOB: 0 BB: 0 P: 15		1B: 3 2B: 0 3B: 0 HR: 1	SF: 0 SAC: 1 DP: 1 HBP: 0	WP: 0 PB: 0 SB: 1 CS: 0	PA: 33						
<b>PITCHER</b>	IP	WLS	BF	H	R	ER	SO	BB	IBB	HBP	BLK	WP	HR	S	P	ERA	WHIP										
Dave Bush, R ERA: 4.0	8.0	W	30	4	2	2	3	3	0	0	0	0	0	69	103	2.25	0.875										
Miguel Batista, R ERA: 3.45	1.0	S	3	0	0	0	2	0	0	0	0	0	0	11	15	0.00	0.000										



Batter	1	2	3	4	5	6	7	8	9	10	11	AB	R	H	RBI	BB	SO	LOB	TOP						
8 Russ Adams, L OBP: 0.335, SLG: 0.407	P6		K		G4-3		K		F7		F9-4-3	6	0	0	0	0	2	2							
3 Reed Johnson, R OBP: 0.334, SLG: 0.422 Frank Catalanotto, L OBP: 0.362, SLG: 0.424 Gabe Gross, L OBP: 0.333, SLG: 0.306	K		G5-3			BB		2B		BB		2	0	0	0	1	1	0							
10 Vernon Wells, R OBP: 0.316, SLG: 0.465	1B		K		G6-4-3		K		1B			5	0	2	0	0	2	2							
47 Corey Koskie, L OBP: 0.319, SLG: 0.401	G4-3				F9		G3		2B		K	4	1	0	0	1	1	3							
Shea Hillenbrand, R OBP: 0.348, SLG: 0.480		9 WP 15 SF7 HBP			2B							4	2	3	1	0	0	0							
2 Aaron Hill, R OBP: 0.333, SLG: 0.391		9 WP BB			G5-3							3	1	1	1	1	1	1							
9 Gregg Zaun, S OBP: 0.359, SLG: 0.378			K									4	0	0	0	1	2	5							
15 Alex Rios, R OBP: 0.304, SLG: 0.384		SF7										4	0	0	1	0	2	4							
Guillermo Quiroz, R OBP: 0.176, SLG: 0.188 Eric Hinske, L OBP: 0.339, SLG: 0.422			P1									4	0	1	2	0	1	1							
												0	0	0	0	1	0	0							
<b>Inning Stats</b>	R: 0 E: 0 K: 1 S: 8	H: 1 LOB: 1 BB: 0 P: 10	R: 1 E: 0 K: 1 S: 13	H: 0 LOB: 1 BB: 1 P: 21	R: 0 E: 0 K: 2 S: 9	H: 0 LOB: 0 BB: 0 P: 11	R: 0 E: 0 K: 1 S: 8	H: 1 LOB: 1 BB: 0 P: 9	R: 0 E: 0 K: 1 S: 9	H: 0 LOB: 0 BB: 0 P: 13	R: 0 E: 0 K: 0 S: 4	H: 0 LOB: 0 BB: 1 P: 10	R: 2 E: 0 K: 1 S: 12	H: 2 LOB: 2 BB: 2 P: 26	R: 0 E: 0 K: 2 S: 13	H: 1 LOB: 1 BB: 1 P: 21	R: 0 E: 0 K: 1 S: 11	H: 0 LOB: 0 BB: 0 P: 13	R: 0 E: 0 K: 0 S: 5	H: 0 LOB: 0 BB: 1 P: 10	1B: 4 2B: 5 3B: 0 HR: 0	SF: 2 SAC: 0 DP: 2 HBP: 1	WP: 2 SB: 0 CS: 0	PA: 46	
<b>PITCHER</b>	IP 7.0	WLS 1.0	BF 28	H 5	R 3	ER 2	SO 8	BB 2	IBB 0	HBP 1	BLK 0	WP 0	HR 0	S 66	P 96	ERA 2.57	WHIP 1.000								
Casey Fossum, L ERA: 4.73																									
54 Chad Orvella, R ERA: 3.4																									
Trevor Miller, L ERA: 4.62																									
Travis Harper, R ERA: 7.36																									

Toronto Blue Jays @ Tampa Bay Devil Rays  
Tropicana Field, St. Petersburg, FL  
Sun Sep 11 2005, 2:15 PM EDT  
Att. 10,590 - Dome - 72 F

AB	37
R	5
H	8
RBI	5
BB	6
SO	12
LOB	18



Batter	1	2	3	4	5	6	7	8	9	10	11	AB	R	H	RBI	BB	SO	LOB	BOTTOM						
Julio Lugo, R OBP: 0.360, SLG: 0.398	F9		E			F8		FC5-4				5	1	2	2	0	0	1							
Damon Hollins, R OBP: 0.304, SLG: 0.432	G5-3		G6-3					K				5	0	1	0	0	2	2							
3 Jorge Cantu, R OBP: 0.316, SLG: 0.494	G6-3		G6-3					K				4	1	1	0	1	1	1							
Eduardo Perez, R OBP: 0.383, SLG: 0.543 13 Carl Crawford, L OBP: 0.322, SLG: 0.456		K			G6-3			K				3	0	0	0	0	2	1							
31 Jonny Gomes, R OBP: 0.389, SLG: 0.549 Joey Gathright, L OBP: 0.322, SLG: 0.358		K						F8				3	0	0	0	0	2	0							
Aubrey Huff, L OBP: 0.316, SLG: 0.424								K				5	0	0	1	0	1	2							
Alex Gonzalez, R OBP: 0.312, SLG: 0.407 Travis Lee, L OBP: 0.338, SLG: 0.433												3	1	2	0	0	0	0							
Toby Hall, R OBP: 0.316, SLG: 0.369												2	0	1	2	0	0	0							
Nick Green, R OBP: 0.331, SLG: 0.348												2	0	0	0	1	2	0							
<b>Inning Stats</b>	R: 0 E: 0 K: 0 S: 9	H: 0 LOB: 0 BB: 0 P: 12	R: 0 E: 0 K: 2 S: 8	H: 0 LOB: 0 BB: 0 P: 13	R: 3 E: 0 K: 0 S: 14	H: 3 LOB: 0 BB: 0 P: 18	R: 0 E: 0 K: 1 S: 9	H: 0 LOB: 0 BB: 0 P: 12	R: 0 E: 0 K: 2 S: 10	H: 1 LOB: 1 BB: 0 P: 12	R: 0 E: 0 K: 1 S: 8	H: 0 LOB: 0 BB: 1 P: 14	R: 0 E: 0 K: 1 S: 8	H: 0 LOB: 0 BB: 1 P: 19	R: 2 E: 0 K: 0 S: 15	H: 2 LOB: 1 BB: 1 P: 23	R: 0 E: 0 K: 2 S: 15	H: 1 LOB: 2 BB: 1 P: 22	R: 1 E: 0 K: 0 S: 6	H: 1 LOB: 1 BB: 0 P: 7	1B: 8 2B: 1 3B: 0 HR: 0	SF: 0 SAC: 2 DP: 1 HBP: 0	WP: 0 SB: 0 CS: 0	PA: 43	
<b>PITCHER</b>	IP 7.2	WLS 0.1	BF 28	H 5	R 3	ER 2	SO 7	BB 1	IBB 0	HBP 0	BLK 0	WP 0	HR 0	S 69	P 105	ERA 2.35	WHIP 0.783								
39 Gustavo Chacin, L ERA: 3.59																									
54 Jason Frasor, R ERA: 3.64																									
Miguel Batista, R ERA: 3.69																									
Justin Speier, R ERA: 2.69																									
Scott Schoeneweis, L ERA: 3.86																									

Toronto Blue Jays @ Tampa Bay Devil Rays  
Tropicana Field, St. Petersburg, FL  
Sun Sep 11 2005, 2:15 PM EDT  
Att. 10,590 - Dome - 72 F

AB	38
R	6
H	9
RBI	5
BB	3
SO	10
LOB	11





Batter	1	2	3	4	5	6	7	8	9	AB	R	H	RBI	BB	SO	LOB	TOP						
2 Derek Jeter, R OBP: 0.386, SLG: 0.444 Mark Bellhorn, S OBP: 0.325, SLG: 0.358										4	2	1	1	1	1	6							
13 Alex Rodriguez, R OBP: 0.421, SLG: 0.600 Felix Escalona, R OBP: 0.286, SLG: 0.308										3	3	2	1	2	0	2							
25 Jason Giambi, L OBP: 0.446, SLG: 0.565 12 Andy Phillips, R OBP: 0.179, SLG: 0.342										4	2	5	1	0	3								
Gary Sheffield, R OBP: 0.381, SLG: 0.506 Ruben Sierra, S OBP: 0.271, SLG: 0.419										3	2	1	0	2	0	0							
55 Hideki Matsui, L OBP: 0.359, SLG: 0.492 Matt Lawton, L OBP: 0.357, SLG: 0.395										4	2	4	4	0	0	0							
Bernie Williams, S OBP: 0.332, SLG: 0.389 Mike Vento, R										5	1	3	1	0	0	2							
20 Jorge Posada, S OBP: 0.347, SLG: 0.415 Wil Nieves, R										3	1	2	4	2	0	0							
24 Robinson Cano, L OBP: 0.315, SLG: 0.421										6	1	3	0	0	2	5							
Bubba Crosby, L OBP: 0.267, SLG: 0.263										6	0	2	1	0	1	9							
<b>Inning Stats</b>	R: 5 E: 2 K: 2 S: 22	H: 5 LOB: 2 BB: 1 P: 36	R: 5 E: 0 K: 1 S: 22	H: 5 LOB: 3 BB: 3 P: 42	R: 0 E: 0 K: 0 S: 6	H: 1 LOB: 0 BB: 0 P: 11	R: 0 E: 0 K: 0 S: 6	H: 2 LOB: 2 BB: 0 P: 11	R: 0 E: 0 K: 0 S: 10	H: 1 LOB: 1 BB: 0 P: 15	R: 7 E: 0 K: 0 S: 19	H: 5 LOB: 2 BB: 4 P: 44	R: 0 E: 0 K: 0 S: 10	H: 0 LOB: 0 BB: 0 P: 17	R: 0 E: 0 K: 0 S: 8	H: 0 LOB: 0 BB: 0 P: 12	R: 0 E: 0 K: 1 S: 9	H: 1 LOB: 1 BB: 0 P: 15	1B: 18 2B: 2 3B: 0 HR: 1	SF: 0 SAC: 0 DP: 2 HBP: 0	WP: 1 PB: 0 CS: 0	PA: 55	
<b>PITCHER</b>	IP WLS BF H R ER SO BB IBB HBP BLK WP HR S P ERA WHIP	IP WLS BF H R ER SO BB IBB HBP BLK WP HR S P ERA WHIP	IP WLS BF H R ER SO BB IBB HBP BLK WP HR S P ERA WHIP	IP WLS BF H R ER SO BB IBB HBP BLK WP HR S P ERA WHIP	IP WLS BF H R ER SO BB IBB HBP BLK WP HR S P ERA WHIP	IP WLS BF H R ER SO BB IBB HBP BLK WP HR S P ERA WHIP	IP WLS BF H R ER SO BB IBB HBP BLK WP HR S P ERA WHIP	IP WLS BF H R ER SO BB IBB HBP BLK WP HR S P ERA WHIP	IP WLS BF H R ER SO BB IBB HBP BLK WP HR S P ERA WHIP	IP WLS BF H R ER SO BB IBB HBP BLK WP HR S P ERA WHIP	IP WLS BF H R ER SO BB IBB HBP BLK WP HR S P ERA WHIP	IP WLS BF H R ER SO BB IBB HBP BLK WP HR S P ERA WHIP	IP WLS BF H R ER SO BB IBB HBP BLK WP HR S P ERA WHIP	IP WLS BF H R ER SO BB IBB HBP BLK WP HR S P ERA WHIP	IP WLS BF H R ER SO BB IBB HBP BLK WP HR S P ERA WHIP	IP WLS BF H R ER SO BB IBB HBP BLK WP HR S P ERA WHIP	IP WLS BF H R ER SO BB IBB HBP BLK WP HR S P ERA WHIP	IP WLS BF H R ER SO BB IBB HBP BLK WP HR S P ERA WHIP	IP WLS BF H R ER SO BB IBB HBP BLK WP HR S P ERA WHIP	IP WLS BF H R ER SO BB IBB HBP BLK WP HR S P ERA WHIP	IP WLS BF H R ER SO BB IBB HBP BLK WP HR S P ERA WHIP	IP WLS BF H R ER SO BB IBB HBP BLK WP HR S P ERA WHIP	IP WLS BF H R ER SO BB IBB HBP BLK WP HR S P ERA WHIP
Doug Waechter, R ERA: 5.23	1.0	9	4	5	5	2	2	0	0	0	0	0	21	37	45.00	6.000							
Dewon Brazelton, R ERA: 7.4	4.0	17	5	0	0	1	1	0	0	0	0	0	31	54	0.00	1.500							
Joe Beimel, L ERA: 7.4	0.1	7	2	6	6	0	4	0	0	0	0	0	10	32	162.00	18.000							
56 Tim Corcoran, R ERA: 7.43	2.2	11	3	1	1	0	1	0	0	0	0	0	27	41	3.38	1.500							

**New York Yankees @ Tampa Bay Devil Rays**  
Tropicana Field, St. Petersburg, FL  
Tue Sep 13 2005, 7:15 PM EDT  
Att: 14,048 - Dome - 72 F

AB 45  
R 17  
H 20  
RBI 17  
BB 9  
SO 4  
LOB 29

Batter	1	2	3	4	5	6	7	8	9	AB	R	H	RBI	BB	SO	LOB	BOTTOM						
Julio Lugo, R OBP: 0.360, SLG: 0.397 Nick Green, R OBP: 0.333, SLG: 0.350										2	0	0	0	1	1	0							
13 Carl Crawford, L OBP: 0.323, SLG: 0.456 Damon Hollins, R OBP: 0.303, SLG: 0.430										2	1	1	0	1	0	1							
3 Jorge Cantu, R OBP: 0.314, SLG: 0.491										4	0	0	0	0	0	3							
Aubrey Huff, L OBP: 0.317, SLG: 0.425										3	1	1	0	1	0	0							
31 Jonny Gomes, R OBP: 0.385, SLG: 0.544										3	0	0	0	1	1	1							
Travis Lee, L OBP: 0.341, SLG: 0.439 Eric Munson, L OBP: 0.417, SLG: 0.222										2	0	2	2	0	0	0							
Alex Gonzalez, R OBP: 0.312, SLG: 0.403										3	1	0	0	1	1	3							
Toby Hall, R OBP: 0.315, SLG: 0.368 Pete Laforest, L OBP: 0.250, SLG: 0.308										1	0	0	0	0	0	0							
Joey Gathright, L OBP: 0.316, SLG: 0.352										3	0	0	0	0	1	1							
<b>Inning Stats</b>	R: 2 E: 0 K: 1 S: 14	H: 3 LOB: 1 BB: 1 P: 23	R: 0 E: 0 K: 1 S: 9	H: 0 LOB: 0 BB: 0 P: 14	R: 0 E: 0 K: 0 S: 5	H: 0 LOB: 0 BB: 1 P: 11	R: 0 E: 0 K: 1 S: 9	H: 1 LOB: 1 BB: 0 P: 14	R: 0 E: 0 K: 0 S: 9	H: 0 LOB: 0 BB: 1 P: 16	R: 0 E: 0 K: 0 S: 4	H: 0 LOB: 0 BB: 1 P: 9	R: 1 E: 1 K: 1 S: 13	H: 1 LOB: 1 BB: 0 P: 19	R: 0 E: 0 K: 1 S: 7	H: 0 LOB: 0 BB: 0 P: 13	R: 0 E: 0 K: 0 S: 5	H: 0 LOB: 0 BB: 1 P: 11	1B: 3 2B: 4 3B: 0 HR: 0	SF: 0 SAC: 0 DP: 3 HBP: 0	WP: 0 PB: 0 CS: 0	PA: 35	
<b>PITCHER</b>	IP WLS BF H R ER SO BB IBB HBP BLK WP HR S P ERA WHIP	IP WLS BF H R ER SO BB IBB HBP BLK WP HR S P ERA WHIP	IP WLS BF H R ER SO BB IBB HBP BLK WP HR S P ERA WHIP	IP WLS BF H R ER SO BB IBB HBP BLK WP HR S P ERA WHIP	IP WLS BF H R ER SO BB IBB HBP BLK WP HR S P ERA WHIP	IP WLS BF H R ER SO BB IBB HBP BLK WP HR S P ERA WHIP	IP WLS BF H R ER SO BB IBB HBP BLK WP HR S P ERA WHIP	IP WLS BF H R ER SO BB IBB HBP BLK WP HR S P ERA WHIP	IP WLS BF H R ER SO BB IBB HBP BLK WP HR S P ERA WHIP	IP WLS BF H R ER SO BB IBB HBP BLK WP HR S P ERA WHIP	IP WLS BF H R ER SO BB IBB HBP BLK WP HR S P ERA WHIP	IP WLS BF H R ER SO BB IBB HBP BLK WP HR S P ERA WHIP	IP WLS BF H R ER SO BB IBB HBP BLK WP HR S P ERA WHIP	IP WLS BF H R ER SO BB IBB HBP BLK WP HR S P ERA WHIP	IP WLS BF H R ER SO BB IBB HBP BLK WP HR S P ERA WHIP	IP WLS BF H R ER SO BB IBB HBP BLK WP HR S P ERA WHIP	IP WLS BF H R ER SO BB IBB HBP BLK WP HR S P ERA WHIP	IP WLS BF H R ER SO BB IBB HBP BLK WP HR S P ERA WHIP	IP WLS BF H R ER SO BB IBB HBP BLK WP HR S P ERA WHIP	IP WLS BF H R ER SO BB IBB HBP BLK WP HR S P ERA WHIP	IP WLS BF H R ER SO BB IBB HBP BLK WP HR S P ERA WHIP	IP WLS BF H R ER SO BB IBB HBP BLK WP HR S P ERA WHIP	IP WLS BF H R ER SO BB IBB HBP BLK WP HR S P ERA WHIP
Jaret Wright, R ERA: 5.37	7.0	29	3	0	0	1	0	0	0	0	0	7	13	0.00	0.000								
Felix Rodriguez, R ERA: 4.34	1.0	3	0	0	0	0	0	0	0	0	0	0	5	11	0.00	1.000							
61 Jorge De Paula, R ERA: 8.53	1.0	3	0	0	0	0	1	0	0	0	0	0	5	11	0.00	1.000							

**New York Yankees @ Tampa Bay Devil Rays**  
Tropicana Field, St. Petersburg, FL  
Tue Sep 13 2005, 7:15 PM EDT  
Att: 14,048 - Dome - 72 F

AB 30  
R 3  
H 5  
RBI 3  
BB 5  
SO 5  
LOB 14



Batter	1	2	3	4	5	6	7	8	9	AB	R	H	RBI	BB	SO	LOB	TOP							
2 Derek Jeter, R OBP: 0.397, SLG: 0.444	0-2 BB 55 2B	1-3 K		3-2 E6 13 1B	0-0 F9		3-2 1B		4-2 BB	5	1	2	2	1	1	3								
13 Alex Rodriguez, R OBP: 0.419, SLG: 0.596	1-1 F9		1-1 E6 25 G6-3	3-2 1B	1-3 2-H	2-3 K	1-1 F8		0-0 P1	6	0	1	1	0	1	6								
25 Jason Giambi, L OBP: 0.441, SLG: 0.557	3-2 P6		1-1 G6-3	2-1 P1		1-2 F8		1-1 G6-3		5	0	0	0	0	0	4								
12 Andy Phillips, R OBP: 0.179, SLG: 0.342			1-2							0	0	0	0	0	0	0								
Gary Sheffield, R OBP: 0.383, SLG: 0.506	4-1 BB 55 2B		0-0 1B		0-1 FC3-6 55 FC3-6	1-1 P5		2-2 G5-3		4	0	2	0	1	0	0								
55 Hideki Matsui, L OBP: 0.359, SLG: 0.495	1-1 2B		1-3 K		3-2 FC3-6 24 1B		1-2 2B	3-3 K		5	2	2	1	0	2	3								
20 Jorge Posada, S OBP: 0.348, SLG: 0.412	4-2 BB		0-0 FC5-4		3-2 F8		1-0 F8		4-1 BB 24 F8	3	0	0	0	2	0	4								
Bernie Williams, S OBP: 0.335, SLG: 0.390	2-3 K		0-0 1B	2-2 BB 24 1B	1-2 1B	4-1 BB 2 1B		2-1 F8		4	2	2	0	1	1	4								
Ruben Sierra, S OBP: 0.277, SLG: 0.413		1-1 G3-1		2-1 F8	4-1 BB 24 1B		4-0 BB 2 1B		0-0 BB 2	2	0	0	0	2	0	1								
Bubba Crosby, L OBP: 0.279, SLG: 0.276				1-2 BB	2-3 BB		1-2 BB		1-2 1B	1	0	1	0	0	0	0								
24 Robinson Cano, L OBP: 0.314, SLG: 0.419	2-3 K		2-2 FC6-4 13 1B	1-2 1B	1-3 2-H		3-1 P6		1-0 F8	5	1	1	2	0	1	6								
<b>Inning Stats</b>	R: 1 E: 0 K: 1 S: 18	H: 2 LOB: 3 BB: 2 P: 33	R: 0 E: 0 K: 2 S: 8	H: 0 LOB: 0 BB: 0 P: 12	R: 0 E: 1 K: 1 S: 9	H: 1 LOB: 2 BB: 0 P: 12	R: 1 E: 1 K: 0 S: 15	H: 2 LOB: 2 BB: 0 P: 27	R: 2 E: 0 K: 1 S: 16	H: 3 LOB: 3 BB: 1 P: 29	R: 0 E: 0 K: 1 S: 8	H: 0 LOB: 0 BB: 0 P: 12	R: 2 E: 0 K: 0 S: 13	H: 2 LOB: 2 BB: 2 P: 30	R: 0 E: 0 K: 1 S: 10	H: 0 LOB: 0 BB: 0 P: 16	R: 0 E: 0 K: 0 S: 8	H: 1 LOB: 3 BB: 2 P: 19	1B: 9 2B: 2 3B: 0 HR: 0	SF: 0 SAC: 0 DP: 0 HBP: 0	WP: 0 PB: 0 CS: 0	PA: 47		
<b>PITCHER</b>	IP WLS BF H R ER SO BB IBB HBP BLK WP HR S P ERA WHIP	IP WLS BF H R ER SO BB IBB HBP BLK WP HR S P ERA WHIP	IP WLS BF H R ER SO BB IBB HBP BLK WP HR S P ERA WHIP	IP WLS BF H R ER SO BB IBB HBP BLK WP HR S P ERA WHIP	IP WLS BF H R ER SO BB IBB HBP BLK WP HR S P ERA WHIP	IP WLS BF H R ER SO BB IBB HBP BLK WP HR S P ERA WHIP	IP WLS BF H R ER SO BB IBB HBP BLK WP HR S P ERA WHIP	IP WLS BF H R ER SO BB IBB HBP BLK WP HR S P ERA WHIP	IP WLS BF H R ER SO BB IBB HBP BLK WP HR S P ERA WHIP	IP WLS BF H R ER SO BB IBB HBP BLK WP HR S P ERA WHIP	IP WLS BF H R ER SO BB IBB HBP BLK WP HR S P ERA WHIP	IP WLS BF H R ER SO BB IBB HBP BLK WP HR S P ERA WHIP	IP WLS BF H R ER SO BB IBB HBP BLK WP HR S P ERA WHIP	IP WLS BF H R ER SO BB IBB HBP BLK WP HR S P ERA WHIP	IP WLS BF H R ER SO BB IBB HBP BLK WP HR S P ERA WHIP	IP WLS BF H R ER SO BB IBB HBP BLK WP HR S P ERA WHIP	IP WLS BF H R ER SO BB IBB HBP BLK WP HR S P ERA WHIP	IP WLS BF H R ER SO BB IBB HBP BLK WP HR S P ERA WHIP	IP WLS BF H R ER SO BB IBB HBP BLK WP HR S P ERA WHIP	IP WLS BF H R ER SO BB IBB HBP BLK WP HR S P ERA WHIP	IP WLS BF H R ER SO BB IBB HBP BLK WP HR S P ERA WHIP	IP WLS BF H R ER SO BB IBB HBP BLK WP HR S P ERA WHIP	IP WLS BF H R ER SO BB IBB HBP BLK WP HR S P ERA WHIP	IP WLS BF H R ER SO BB IBB HBP BLK WP HR S P ERA WHIP

New York Yankees @ Tampa Bay Devil Rays  
Tropicana Field, St. Petersburg, FL  
Wed Sep 14 2005, 7:15 PM EDT  
Att: 14,396 - Dome - 72 F

AB	40
R	6
H	11
RBI	6
BB	7
SO	6
LOB	31



Batter	1	2	3	4	5	6	7	8	9	AB	R	H	RBI	BB	SO	LOB	BOTTOM							
Julio Lugo, R OBP: 0.359, SLG: 0.394	2-3 K		0-1 G5-3		0-0 FC3-6 13 3B		1-2 G1-3		4-1 BB 13 CS	4	1	0	0	1	1	3								
13 Carl Crawford, L OBP: 0.324, SLG: 0.461	1-0 FC4 3 2B			1-0 G6-3	1-1 G6-3 3 G6-3		1-1 G4-3		1-0 CS	4	1	2	2	0	0	1								
3 Jorge Cantu, R OBP: 0.315, SLG: 0.490	1-1 FC4			0-1 1B 31 1B	2-1 G6-3		2-3 HBP			3	1	1	1	0	0	1								
Nick Green, R OBP: 0.333, SLG: 0.350	2-3			3-2 1B 31 1B	3-H G4-3		3-2 F7			4	1	1	0	0	0	3								
Aubrey Huff, L OBP: 0.316, SLG: 0.424	1-0 G4-3			1-3 1B	1-3 G4-3		1-2			4	0	1	1	0	2	0								
31 Jonny Gomes, R OBP: 0.383, SLG: 0.540		3-1 F9		1-0 1B	1-2 1B		2-3 K		2-3 K	4	0	1	1	0	2	0								
Travis Lee, L OBP: 0.338, SLG: 0.435		1-1 F8		1-0 P6		1-3 K		1-1 F7		4	0	0	0	0	1	2								
Toby Hall, R OBP: 0.314, SLG: 0.367		0-1 G6-3		0-0 FC5-4 1B	1-3 2-H		0-0 F8		0-1 P6	4	0	1	1	0	0	0								
Alex Gonzalez, R OBP: 0.311, SLG: 0.404			3-2 G1-3	0-0 FC5-4	1-2		0-0 BB 13 G4-3		3-3 K	4	1	1	0	0	1	2								
Joey Gathright, L OBP: 0.322, SLG: 0.357			0-0 G1-3		2-2 FC3-6		0-2 BB 13 G4-3		1-3 K	3	0	2	0	0	0	0								
Eduardo Perez, R OBP: 0.361, SLG: 0.539							2-3 1B			1	0	0	0	0	1	0								
<b>Inning Stats</b>	R: 0 E: 0 K: 1 S: 7	H: 1 LOB: 1 BB: 0 P: 12	R: 0 E: 0 K: 0 S: 6	H: 0 LOB: 0 BB: 0 P: 10	R: 0 E: 0 K: 0 S: 6	H: 0 LOB: 0 BB: 0 P: 9	R: 2 E: 0 K: 0 S: 10	H: 4 LOB: 2 BB: 0 P: 16	R: 2 E: 0 K: 2 S: 7	H: 2 LOB: 3 BB: 0 P: 10	R: 1 E: 0 K: 0 S: 12	H: 2 LOB: 3 BB: 0 P: 20	R: 0 E: 0 K: 1 S: 7	H: 0 LOB: 0 BB: 0 P: 10	R: 0 E: 0 K: 2 S: 10	H: 0 LOB: 1 BB: 1 P: 18	1B: 6 2B: 2 3B: 1 HR: 0	SF: 0 SAC: 0 DP: 0 HBP: 1	WP: 0 PB: 0 CS: 1	PA: 38				
<b>PITCHER</b>	IP WLS BF H R ER SO BB IBB HBP BLK WP HR S P ERA WHIP	IP WLS BF H R ER SO BB IBB HBP BLK WP HR S P ERA WHIP	IP WLS BF H R ER SO BB IBB HBP BLK WP HR S P ERA WHIP	IP WLS BF H R ER SO BB IBB HBP BLK WP HR S P ERA WHIP	IP WLS BF H R ER SO BB IBB HBP BLK WP HR S P ERA WHIP	IP WLS BF H R ER SO BB IBB HBP BLK WP HR S P ERA WHIP	IP WLS BF H R ER SO BB IBB HBP BLK WP HR S P ERA WHIP	IP WLS BF H R ER SO BB IBB HBP BLK WP HR S P ERA WHIP	IP WLS BF H R ER SO BB IBB HBP BLK WP HR S P ERA WHIP	IP WLS BF H R ER SO BB IBB HBP BLK WP HR S P ERA WHIP	IP WLS BF H R ER SO BB IBB HBP BLK WP HR S P ERA WHIP	IP WLS BF H R ER SO BB IBB HBP BLK WP HR S P ERA WHIP	IP WLS BF H R ER SO BB IBB HBP BLK WP HR S P ERA WHIP	IP WLS BF H R ER SO BB IBB HBP BLK WP HR S P ERA WHIP	IP WLS BF H R ER SO BB IBB HBP BLK WP HR S P ERA WHIP	IP WLS BF H R ER SO BB IBB HBP BLK WP HR S P ERA WHIP	IP WLS BF H R ER SO BB IBB HBP BLK WP HR S P ERA WHIP	IP WLS BF H R ER SO BB IBB HBP BLK WP HR S P ERA WHIP	IP WLS BF H R ER SO BB IBB HBP BLK WP HR S P ERA WHIP	IP WLS BF H R ER SO BB IBB HBP BLK WP HR S P ERA WHIP	IP WLS BF H R ER SO BB IBB HBP BLK WP HR S P ERA WHIP	IP WLS BF H R ER SO BB IBB HBP BLK WP HR S P ERA WHIP	IP WLS BF H R ER SO BB IBB HBP BLK WP HR S P ERA WHIP	IP WLS BF H R ER SO BB IBB HBP BLK WP HR S P ERA WHIP

New York Yankees @ Tampa Bay Devil Rays  
Tropicana Field, St. Petersburg, FL  
Wed Sep 14 2005, 7:15 PM EDT  
Att: 14,396 - Dome - 72 F

AB	35
R	5
H	9
RBI	5
BB	1
SO	6
LOB	12





Batter	1	2	3	4	5	6	7	8	9	AB	R	H	RBI	BB	SO	LOB	TOP				
2 Derek Jeter, R OBP: 0.385, SLG: 0.440	K		F8		G6-3	13 WP 13 HR BB	G4-3		F9-3	5	1	0	0	1	1	3	<b>New York Yankees @ Tampa Bay Devil Rays</b> Tropicana Field, St. Petersburg, FL Thu Sep 15 2005, 7:15 PM EDT Att: 18,391 - Dome - 72 F <a href="http://livebaseballscorecards.com">livebaseballscorecards.com</a>				
13 Alex Rodriguez, R OBP: 0.420, SLG: 0.603	G6-3		K		HBP	HR	G6-3		G6-3	5	1	2	2	0	1	1					
25 Jason Giambi, L Tino Martinez, L OBP: 0.326, SLG: 0.444	1B BB		P5		G5-3	55 BB 1B	F8		G6-3	3	0	0	0	2	0	3					
Gary Sheffield, R Tony Womack, L OBP: 0.384, SLG: 0.507 OBP: 0.274, SLG: 0.277	1B				G1-4-3	55 BB 1B				5	0	3	0	0	0	2					
55 Hideki Matsui, L OBP: 0.363, SLG: 0.497	P5									0	0	0	0	0	0	0					
Bernie Williams, S OBP: 0.333, SLG: 0.386										3	1	2	0	2	0	2					
20 Jorge Posada, S OBP: 0.348, SLG: 0.414										4	1	0	0	1	1	6					
24 Robinson Cano, L OBP: 0.317, SLG: 0.434										5	2	2	0	0	1	4					
Bubba Crosby, L OBP: 0.303, SLG: 0.302										5	3	3	5	0	0	0					
										5	0	3	2	0	1	0					
<b>Inning Stats</b>	R: 0 E: 0 K: 1 S: 12	H: 1 LOB: 2 BB: 1 P: 22	R: 0 E: 0 K: 1 S: 5	H: 0 LOB: 0 BB: 0 P: 6	R: 0 E: 0 K: 1 S: 7	H: 1 LOB: 1 BB: 0 P: 10	R: 0 E: 0 K: 0 S: 10	H: 0 LOB: 1 BB: 1 P: 17	R: 1 E: 0 K: 0 S: 13	H: 2 LOB: 2 BB: 0 P: 21	R: 6 E: 0 K: 2 S: 24	H: 5 LOB: 3 BB: 4 P: 48	R: 0 E: 0 K: 0 S: 7	H: 0 LOB: 0 BB: 0 P: 9	R: 0 E: 0 K: 0 S: 9	H: 2 LOB: 2 BB: 0 P: 14	R: 2 E: 0 K: 0 S: 13	H: 4 LOB: 1 BB: 0 P: 22	1B: 8 2B: 4 3B: 2 HR: 2	SF: 0 SAC: 0 DP: 1 HBP: 1	WP: 2 PA: 48 CS: 0
<b>PITCHER</b>	IP WLS BF H R ER SO BB IBB HBP BLK WP HR S P ERA WHIP																				
37 Seth McClung, R ERA: 6.81	5.1 L 29 8 7 7 4 4 0 1 0 2 2 62 105 11.81 2.250																				
Trever Miller, L ERA: 4.43	1.1 7 1 0 0 1 2 0 0 0 0 0 15 27 0.00 2.250																				
Jesus Colome, R ERA: 5.3	1.0 4 1 0 0 0 0 0 0 0 0 0 5 8 0.00 1.000																				
Lance Carter, R ERA: 5.17	1.1 8 5 2 2 0 0 0 0 0 0 0 18 29 13.50 3.750																				

Batter	1	2	3	4	5	6	7	8	9	AB	R	H	RBI	BB	SO	LOB	BOTTOM				
Julio Lugo, R OBP: 0.357, SLG: 0.396	G5-3		G6-3		F9				G4-3	5	0	1	0	0	0	1	<b>New York Yankees @ Tampa Bay Devil Rays</b> Tropicana Field, St. Petersburg, FL Thu Sep 15 2005, 7:15 PM EDT Att: 18,391 - Dome - 72 F <a href="http://livebaseballscorecards.com">livebaseballscorecards.com</a>				
13 Carl Crawford, L OBP: 0.323, SLG: 0.459	K		G4-3		K2-3				G1-3	5	1	1	0	0	2	1					
31 Jonny Gomes, R OBP: 0.384, SLG: 0.553	F8		2B		HR					4	1	2	3	0	1	0					
Aubrey Huff, L OBP: 0.316, SLG: 0.422			P6		F9					4	0	1	0	0	1	1					
Damon Hollins, R OBP: 0.303, SLG: 0.431										4	1	1	0	0	0	1					
Travis Lee, L OBP: 0.337, SLG: 0.431										3	0	0	0	1	0	1					
Alex Gonzalez, R OBP: 0.311, SLG: 0.401										2	1	0	0	0	1	0					
Eric Munson, L OBP: 0.417, SLG: 0.222										0	0	0	0	0	0	0					
Eduardo Perez, R OBP: 0.385, SLG: 0.539										0	0	0	0	1	0	0					
Toby Hall, R OBP: 0.316, SLG: 0.371										4	0	2	2	0	0	3					
Nick Green, R OBP: 0.329, SLG: 0.346										4	1	0	0	0	2	2					
<b>Inning Stats</b>	R: 0 E: 0 K: 1 S: 8	H: 0 LOB: 0 BB: 0 P: 14	R: 2 E: 0 K: 1 S: 14	H: 2 LOB: 1 BB: 0 P: 23	R: 0 E: 0 K: 0 S: 8	H: 1 LOB: 1 BB: 0 P: 12	R: 0 E: 0 K: 1 S: 7	H: 0 LOB: 0 BB: 0 P: 11	R: 3 E: 0 K: 0 S: 9	H: 3 LOB: 0 BB: 0 P: 11	R: 0 E: 0 K: 0 S: 6	H: 0 LOB: 0 BB: 0 P: 8	R: 0 E: 0 K: 2 S: 9	H: 1 LOB: 1 BB: 0 P: 12	R: 0 E: 0 K: 1 S: 13	H: 1 LOB: 3 BB: 2 P: 24	R: 0 E: 0 K: 1 S: 10	H: 0 LOB: 0 BB: 0 P: 15	1B: 3 2B: 3 3B: 1 HR: 1	SF: 0 SAC: 0 DP: 0 HBP: 1	WP: 0 PA: 38 CS: 0
<b>PITCHER</b>	IP WLS BF H R ER SO BB IBB HBP BLK WP HR S P ERA WHIP																				
Aaron Small, R ERA: 3.28	6.2 W 28 7 5 5 4 0 0 1 0 0 0 3 4 6.75 1.050																				
Alan Embree, L ERA: 7.03	0.1 H 1 0 0 0 1 0 0 0 0 0 0 3 4 0.00 0.000																				
Tom Gordon, R ERA: 2.42	0.2 H 4 1 0 0 1 1 0 0 0 0 0 9 15 0.00 3.000																				
42 Mariano Rivera, R ERA: 1.39	1.1 S 5 0 0 0 1 1 0 0 0 0 0 14 24 0.00 0.750																				







Batter	1	2	3	4	5	6	7	8	9	AB	R	H	RBI	BB	SO	LOB	TOP			
<b>Julio Lugo, R</b> OBP: 0.358, SLG: 0.400 (1, 6)	1-1 F9			0-1 G5-3		3-2 13 G3 13 S 1B		1-1 L4		4	0	1	0	0	0	0				
<b>13 Carl Crawford, L</b> OBP: 0.325, SLG: 0.470 (1, 7)	4-2 3 G6-4-3 BB			0-0 HR		2-1 G3		0-3 K		3	1	1	1	1	1	1				
<b>3 Jorge Cantu, R</b> OBP: 0.316, SLG: 0.498 (1, 4)	1-2 G6-4-3			2-0 G1-3		2-3 K		0-0 F9		4	0	0	0	0	1	2				
<b>Aubrey Huff, L</b> OBP: 0.315, SLG: 0.419 (1, 9)		2-2 G4-3		4-1 BB			3-1 G1-3		0-0 P5		3	0	0	0	1	0				
<b>Damon Hollins, R</b> OBP: 0.303, SLG: 0.429 (1, 8)		2-1 P6		0-2 P6			4-1 31 S BB				2	0	0	0	1	0				
<b>Eduardo Perez, R</b> OBP: 0.378, SLG: 0.528 (1, 3)		2-2 G6-3			0-0 F7		1-0 F9				3	0	0	0	0	1				
<b>31 Jonny Gomes, R</b> OBP: 0.380, SLG: 0.542 (1, 10)			0-0 F9		1-2 F8		1-3 K				3	0	0	0	1	1				
<b>Toby Hall, R</b> OBP: 0.313, SLG: 0.367 (1, 2)			3-2 L7		1-0 F8			0-0 F9			3	0	0	0	0	0				
<b>Alex Gonzalez, R</b> OBP: 0.310, SLG: 0.397 (1, 5)			1-2 G6-3			0-3 K		3-2 G6-3			3	0	0	0	1	0				
<b>Inning Stats</b>	R: 0 E: 0 K: 0 S: 8	H: 0 LOB: 0 BB: 1 P: 14	R: 0 E: 0 K: 0 S: 8	H: 0 LOB: 0 BB: 0 P: 14	R: 0 E: 0 K: 0 S: 8	H: 0 LOB: 0 BB: 0 P: 12	R: 1 E: 0 K: 0 S: 8	H: 1 LOB: 1 BB: 1 P: 14	R: 0 E: 0 K: 2 S: 16	H: 1 LOB: 1 BB: 0 P: 23	R: 0 E: 0 K: 1 S: 7	H: 0 LOB: 1 BB: 1 P: 16	R: 0 E: 0 K: 0 S: 7	H: 0 LOB: 0 BB: 0 P: 11	R: 0 E: 0 K: 1 S: 5	H: 0 LOB: 0 BB: 0 P: 5	1B: 1 2B: 0 3B: 0 HR: 1	SF: 0 SAC: 0 DP: 1 HBP: 0	WP: 0 PB: 0 SB: 2 CS: 0	PA: 31
<b>PITCHER</b>	IP	WLS	BF	H	R	ER	SO	BB	IBB	HBP	BLK	WP	HR	S	P	ERA	WHIP			
<b>Bruce Chen, L</b> ERA: 3.51 (1, 1)	7.0		25	2	1	1	3	3	0	0	0	0	1	60	100	1.29	0.714			
<b>Todd Williams, R</b> ERA: 3.27 (8, 1)	1.0	W	3	0	0	0	0	0	0	0	0	0	0	7	11	0.00	0.000			
<b>B.J. Ryan, L</b> ERA: 2.33 (9, 1)	1.0	S	3	0	0	0	1	0	0	0	0	0	0	5	5	0.00	0.000			

**Tampa Bay Devil Rays @ Baltimore Orioles**  
 Oriole Park at Camden Yards, Baltimore, MD  
 Sat Sep 17 2005, 4:35 PM EDT  
 Att: 31,400 - Partly Cloudy - 91 F

AB 28  
 R 1  
 H 2  
 RBI 1  
 BB 3  
 SO 4  
 LOB 6



Batter	1	2	3	4	5	6	7	8	9	AB	R	H	RBI	BB	SO	LOB	BOTTOM			
<b>1 Brian Roberts, S</b> OBP: 0.388, SLG: 0.513 (1, 4)	K		0-3 K	1-1 1B		4-2 1-2 2-3 BB		0-1 F8		4	0	1	1	1	2	2				
<b>6 Melvin Mora, R</b> OBP: 0.338, SLG: 0.445 (1, 5)	2-1 G5-3		4-0 BB	0-2 F8		2-2 P6		4-0 10 FC6 BB		3	0	0	0	2	0	6				
<b>10 Miguel Tejada, R</b> OBP: 0.354, SLG: 0.530 (1, 6)	0-0 1B		2-3 K		1-1 P3		1-0 G4-3	2-1 FC6		5	0	1	0	0	1	4				
<b>31 Jay Gibbons, L</b> OBP: 0.301, SLG: 0.489 (1, 9)	2-2 F7		0-0 F9		0-1 F7		1-0 F9			4	0	0	0	0	0	2				
<b>David Newhan, L</b> OBP: 0.271, SLG: 0.322 (9, 9)										0	0	0	0	0	0	0				
<b>Javy Lopez, R</b> OBP: 0.326, SLG: 0.452 (1, 2)		2-0 BB		1-2 BB	3-2 G4-3		1-3 K			4	1	2	0	0	1	0				
<b>Geronimo Gil, R</b> OBP: 0.212, SLG: 0.319 (9, 2)				1 1B						0	0	0	0	0	0	0				
<b>Alejandro Freire, R</b> OBP: 0.386, SLG: 0.420 (1, 10)	1-3 K		2-1 1B	1-2 1B		1-2 CS		1-2 SH5-3		3	0	2	0	0	1	1				
<b>Ed Rogers, R</b> (6, PH)				1 BB						0	0	0	0	0	0	0				
<b>Bernie Castro, S</b> OBP: 0.333, SLG: 0.409 (8, PH)				1-2 1B		1-2 SH2-3		1-2 SH5-3		1	1	1	0	0	0	0				
<b>Eric Byrnes, R</b> OBP: 0.300, SLG: 0.381 (1, 7)		0-0 F8		2-1 F7		1-1 SH2-3		1-1 SH5-3		2	0	0	0	0	0	3				
<b>Chris Gomez, R</b> OBP: 0.360, SLG: 0.348 (1, 3)		4-2 BB		4-2 1B		4-0 1B		4-0 6 BB		0	0	0	0	3	0	0				
<b>B.J. Surhoff, L</b> OBP: 0.290, SLG: 0.376 (8, PH)		1-2 BB		1-2 2-3 BB		2-3 BB		1-2 IBB		0	0	0	0	1	0	0				
<b>Luis Matos, R</b> OBP: 0.349, SLG: 0.378 (1, 8)		2-2 F7		0-2 P6		1-2 1B		1-2 6 BB		4	0	2	1	0	0	5				
<b>Inning Stats</b>	R: 0 E: 0 K: 1 S: 9	H: 1 LOB: 1 BB: 0 P: 16	R: 0 E: 0 K: 1 S: 16	H: 1 LOB: 2 BB: 1 P: 25	R: 0 E: 0 K: 2 S: 7	H: 0 LOB: 1 BB: 1 P: 13	R: 1 E: 0 K: 0 S: 18	H: 3 LOB: 3 BB: 1 P: 28	R: 0 E: 0 K: 0 S: 7	H: 0 LOB: 0 BB: 0 P: 11	R: 0 E: 0 K: 0 S: 14	H: 2 LOB: 3 BB: 2 P: 27	R: 0 E: 0 K: 1 S: 5	H: 0 LOB: 0 BB: 0 P: 8	R: 0 E: 0 K: 0 S: 10	H: 2 LOB: 3 BB: 2 P: 25	1B: 9 2B: 0 3B: 0 HR: 0	SF: 0 SAC: 2 DP: 0 HBP: 0	WP: 0 PB: 0 SB: 1 CS: 1	PA: 39
<b>PITCHER</b>	IP	WLS	BF	H	R	ER	SO	BB	IBB	HBP	BLK	WP	HR	S	P	ERA	WHIP			
<b>Casey Fossum, L</b> ERA: 4.61 (1, 1)	6.0		29	7	1	1	4	5	0	0	0	0	0	71	120	1.50	2.000			
<b>Joe Borowski, R</b> ERA: 3.51 (7, 1)	2.0	L	10	2	1	1	1	1	1	0	0	0	0	15	33	4.50	1.500			

**Tampa Bay Devil Rays @ Baltimore Orioles**  
 Oriole Park at Camden Yards, Baltimore, MD  
 Sat Sep 17 2005, 4:35 PM EDT  
 Att: 31,400 - Partly Cloudy - 91 F

AB 30  
 R 2  
 H 9  
 RBI 2  
 BB 7  
 SO 5  
 LOB 23









Batter	1	2	3	4	5	6	7	8	9	AB	R	H	RBI	BB	SO	LOB	TOP										
18 Johnny Damon, L (1, 8) OBP: 0.367, SLG: 0.445	G4-3 34 SF8 2B		F9				FC5-4 34 2B 1B		G3-1	5	2	0	0	0	0	3	<b>Boston Red Sox @ Tampa Bay Devil Rays</b> Tropicana Field, St. Petersburg, FL Mon Sep 19 2005, 7:15 PM EDT Att: 16,124 - Dome - 72 F <a href="http://livebaseballscorecards.com">livebaseballscorecards.com</a>										
Edgar Renteria, R (1, 6) OBP: 0.331, SLG: 0.377	G4-3		SF8		F7		34 2B 1B		G5-3	4	1	1	1	0	0	2											
34 David Ortiz, L (1, 10) OBP: 0.394, SLG: 0.608	SF8		K		K		1B 2B		HR	4	1	2	4	0	2	2											
Manny Ramirez, R (1, 7) OBP: 0.380, SLG: 0.559	G5-3				F9		K		K	5	0	0	0	0	2	2											
Jason Varitek, S (1, 2) OBP: 0.366, SLG: 0.495		E6			G6-3					2	0	0	0	2	0	0											
Kevin Millar, R (1, 3) OBP: 0.355, SLG: 0.404 Alejandro Machado, S (8, 9) OBP: 0.500, SLG: 0.687	G6-4-3				BB 13 3B BB		G5-4-3		F7	3	1	0	0	1	0	4											
Bill Mueller, S (1, 5) OBP: 0.370, SLG: 0.433	G4-3				BB 13 3B BB		1B		G3	3	1	1	0	1	0	0											
Tony Graffanino, R (1, 4) OBP: 0.370, SLG: 0.425 13 Alex Cora, L (3, 4) OBP: 0.274, SLG: 0.325			SF8		1B		G1-3		CS	1	1	1	0	0	0	0											
Adam Hyzdu, R (1, 9) OBP: 0.257, SLG: 0.226 John Olerud, L (8, PH) OBP: 0.350, SLG: 0.500			1B		G5-3		1B		K	3	0	2	2	0	0	1											
			1B				1B			1	0	0	0	0	1	1											
<b>Inning Stats</b>	R: 1 E: 0 K: 0 S: 10	H: 1 LOB: 0 BB: 0 P: 12	R: 0 E: 1 K: 0 S: 6	H: 0 LOB: 0 BB: 0 P: 6	R: 1 E: 0 K: 1 S: 14	H: 2 LOB: 1 BB: 0 P: 19	R: 2 E: 0 K: 0 S: 18	H: 1 LOB: 1 BB: 2 P: 30	R: 0 E: 0 K: 1 S: 9	H: 1 LOB: 1 BB: 1 P: 17	R: 2 E: 0 K: 1 S: 14	H: 3 LOB: 2 BB: 1 P: 23	R: 0 E: 0 K: 1 S: 8	H: 1 LOB: 1 BB: 0 P: 12	R: 1 E: 0 K: 1 S: 9	H: 1 LOB: 0 BB: 0 P: 15	1B: 7 2B: 3 3B: 1 HR: 1	SF: 2 SAC: 0 DP: 3 HBP: 0	WP: 0 PB: 0 SB: 0 CS: 1	PA: 40							
<b>PITCHER</b>	IP	WLS	BF	H	R	ER	SO	BB	IBB	HBP	BLK	WP	HR	S	P	ERA	WHIP										
Mark Hendrickson, L (1, 1) ERA: 6.14	6.1	W	29	8	6	6	2	3	0	0	0	0	0	71	104	8.53	1.737										
Trevor Miller, L (7, 1) ERA: 4.43	0.0		1	1	0	0	0	0	0	0	0	0	0	1	1	∞	∞										
Jesus Colome, R (7, 1) ERA: 5.03	0.2	H	3	0	0	0	1	1	0	0	0	0	0	7	14	0.00	1.500										
Joe Borowski, R (8, 1) ERA: 3.35	1.0	H	3	1	0	0	1	0	0	0	0	0	0	8	12	0.00	1.000										
Danyis Baez, R (9, 1) ERA: 2.9	1.0	S	4	1	1	1	1	0	0	0	0	0	1	9	15	9.00	1.000										

Batter	1	2	3	4	5	6	7	8	9	AB	R	H	RBI	BB	SO	LOB	BOTTOM										
Julio Lugo, R (1, 6) OBP: 0.358, SLG: 0.396	G5-3		13 BB 1B		K		G6-4-3			4	0	1	0	1	1	2	<b>Boston Red Sox @ Tampa Bay Devil Rays</b> Tropicana Field, St. Petersburg, FL Mon Sep 19 2005, 7:15 PM EDT Att: 16,124 - Dome - 72 F <a href="http://livebaseballscorecards.com">livebaseballscorecards.com</a>										
13 Carl Crawford, L (1, 7) OBP: 0.331, SLG: 0.476	31 FC5-4 3 1B		G3		BB		3 HR 2B		31 E 3 S 1B	4	2	3	0	1	0	3											
3 Jorge Cantu, R (1, 4) OBP: 0.315, SLG: 0.499	31 CS-4 1B		G6-3				2H HR		G5-3	5	1	2	2	0	0	4											
31 Jonny Gomes, R (1, 10) OBP: 0.383, SLG: 0.540	FC5-4		1B WP 1B		1B FC5-4 2B		K		E6 1B	5	2	2	1	0	1	2											
Eduardo Perez, R (1, 3) OBP: 0.381, SLG: 0.527 Joey Gathright, L (8, 8) OBP: 0.323, SLG: 0.349	K		1B		FC5-4 1B		K		K	4	1	2	0	0	2	2											
Aubrey Huff, L (1, 9) OBP: 0.316, SLG: 0.417		L8			2B SF8 1B		F8		1B	5	1	2	2	0	0	1											
Alex Gonzalez, R (1, 5) OBP: 0.320, SLG: 0.408		BB 1B			1B		1B SH1-4 1B			4	1	3	1	0	0	1											
Toby Hall, R (1, 2) OBP: 0.313, SLG: 0.367		BB 1B			SF8		SH1-4			2	0	1	1	0	1	0											
Damon Hollins, R (1, 8) OBP: 0.303, SLG: 0.428 Travis Lee, L (7, PH) OBP: 0.333, SLG: 0.427		F7			13 BB 1B		G6-4-3 1B			3	0	1	1	0	0	2											
										1	0	1	0	0	0	0											
<b>Inning Stats</b>	R: 0 E: 0 K: 1 S: 13	H: 2 LOB: 2 BB: 0 P: 18	R: 0 E: 0 K: 0 S: 12	H: 2 LOB: 3 BB: 1 P: 21	R: 4 E: 0 K: 0 S: 25	H: 6 LOB: 3 BB: 1 P: 41	R: 1 E: 0 K: 0 S: 10	H: 2 LOB: 0 BB: 0 P: 15	R: 0 E: 0 K: 2 S: 18	H: 2 LOB: 0 BB: 0 P: 25	R: 0 E: 0 K: 0 S: 9	H: 2 LOB: 1 BB: 0 P: 15	R: 1 E: 1 K: 1 S: 15	H: 2 LOB: 2 BB: 0 P: 20	R: 0 E: 0 K: 0 S: 7	H: 0 LOB: 0 BB: 0 P: 11	1B: 14 2B: 3 3B: 0 HR: 1	SF: 1 SAC: 1 DP: 1 HBP: 0	WP: 1 PB: 0 SB: 1 CS: 1	PA: 42							
<b>PITCHER</b>	IP	WLS	BF	H	R	ER	SO	BB	IBB	HBP	BLK	WP	HR	S	P	ERA	WHIP										
David Wells, L (1, 1) ERA: 4.48	2.2		20	10	4	4	1	2	0	0	0	0	0	48	76	13.50	4.500										
Chad Harville, R (3, 1) ERA: 4.7	1.1	L	5	2	1	1	0	0	0	0	0	0	0	12	19	6.75	1.500										
56 Craig Hansen, R (5, 1) ERA: 4.7	1.0		3	0	0	0	2	0	0	0	0	0	0	13	19	0.00	0.000										
58 Jonathan Papelbon, R (6, 1) ERA: 3.21	1.0		5	2	2	2	0	0	0	0	0	0	1	18	25	18.00	2.000										
Chad Bradford, R (7, 1) ERA: 3.98	1.1		7	3	1	1	0	0	0	0	0	0	0	17	24	6.75	2.250										









Batter	1	2	3	4	5	6	7	8	9	AB	R	H	RBI	BB	SO	LOB	TOP										
<b>Bill Mueller, S</b> (1, 5) OBP: 0.376, SLG: 0.436	4-2 BB	0-1 1B		1-0 1B		3-1 L5		0-0 1B		4	0	3	1	1	0	1	<b>Boston Red Sox @ Tampa Bay Devil Rays</b> Tropicana Field, St. Petersburg, FL Wed Sep 21 2005, 7:15 PM EDT Att: 20,002 - Dome - 72 F <a href="http://livebaseballscorecards.com">livebaseballscorecards.com</a>										
<b>Edgar Renteria, R</b> (1, 6) OBP: 0.325, SLG: 0.373	1-1 L4	2-0 1B		2-3 K		2-0 L6		3-2 L6-3		5	0	1	1	0	1	4											
<b>34 David Ortiz, L</b> (1, 10) OBP: 0.396, SLG: 0.616	2-3 K	4-1 1B		3-1 L4-3					0-0 G4-1	4	0	0	0	1	2	2											
<b>Manny Ramirez, R</b> (1, 7) OBP: 0.384, SLG: 0.577	0-1 G1-3	1-2 P4			0-0 HR				2-3 K	4	1	1	1	1	1	4											
<b>Kevin Millar, R</b> (1, 3) OBP: 0.354, SLG: 0.403		3-2 P3	2-2 G4-3		3-1 F8				2-2 F8	4	0	1	0	0	0	0											
<b>Adam Stern, L</b> (7, PR) OBP: 0.188, SLG: 0.333										0	0	0	0	0	0	0											
<b>John Olerud, L</b> (7, 3) OBP: 0.359, SLG: 0.493										1	0	0	0	0	0	0											
<b>Doug Mirabeli, R</b> (1, 2) OBP: 0.319, SLG: 0.406		3-1 1B 13 SF9	0-0 BB		1-2 F8				0-3 K	4	1	2	0	0	1	2											
<b>Trot Nixon, L</b> (1, 9) OBP: 0.367, SLG: 0.465		0-1 13 SF9 1B	4-2 BB		2-0 G4-3				4-2 BB	2	1	1	0	2	0	0											
<b>Adam Hyzdu, R</b> (1, 8) OBP: 0.268, SLG: 0.200		4-0 1B	3-3 K		4-1 13 SH5-3 BB				0-3 K	2	1	0	0	2	2	5											
<b>13 Alex Cora, L</b> (1, 4) OBP: 0.269, SLG: 0.320		2-0 SF9	0-1 G3		1-2 BB				3-2 F8	2	0	0	1	0	0	2											
<b>Inning Stats</b>	R: 0 E: 0 K: 1 S: 10	H: 0 LOB: 1 BB: 1 P: 17	R: 3 E: 0 K: 0 S: 21	H: 4 LOB: 3 BB: 2 P: 40	R: 0 E: 0 K: 1 S: 15	H: 1 LOB: 2 BB: 1 P: 24	R: 0 E: 0 K: 1 S: 6	H: 1 LOB: 0 BB: 0 P: 12	R: 1 E: 0 K: 0 S: 7	H: 1 LOB: 0 BB: 0 P: 13	R: 0 E: 0 K: 0 S: 5	H: 0 LOB: 1 BB: 1 P: 14	R: 0 E: 0 K: 3 S: 17	H: 1 LOB: 3 BB: 2 P: 30	R: 0 E: 0 K: 0 S: 11	H: 1 LOB: 0 BB: 0 P: 17	R: 0 E: 0 K: 1 S: 7	H: 0 LOB: 0 BB: 0 P: 11	1B: 7 2B: 3 3B: 0 HR: 1	SF: 1 SAC: 1 DP: 2 HBP: 0	WP: 0 PB: 0 SB: 0 CS: 0	PA: 41					
<b>PITCHER</b>	IP	WLS	BF	H	R	ER	SO	BB	IBB	HBP	BLK	WP	HR	S	P	ERA	WHIP										
<b>19 Scott Kazmir, L</b> (1, 1) ERA: 3.85	5.2		28	7	4	4	3	5	0	0	0	0	1	63	117	6.35	2.118										
<b>Travis Harper, R</b> (6, 1) ERA: 7.11	1.0	5	1	0	0	2	1	0	0	0	0	0	0	13	24	0.00	2.000										
<b>Trever Miller, L</b> (7, 1) ERA: 4.29	1.1	W	5	1	0	0	1	1	0	0	0	0	0	16	26	0.00	1.500										
<b>Danys Baez, R</b> (9, 1) ERA: 2.86	1.0	S	3	0	0	0	1	0	0	0	0	0	0	7	11	0.00	0.000										

Batter	1	2	3	4	5	6	7	8	9	AB	R	H	RBI	BB	SO	LOB	BOTTOM										
<b>Julio Lugo, R</b> (1, 6) OBP: 0.356, SLG: 0.393	1-3 K2-3		0-1 G6-3		1-3 K			1 SAFE 13 G4-6-3 HBP		3	0	0	0	0	2	0	<b>Boston Red Sox @ Tampa Bay Devil Rays</b> Tropicana Field, St. Petersburg, FL Wed Sep 21 2005, 7:15 PM EDT Att: 20,002 - Dome - 72 F <a href="http://livebaseballscorecards.com">livebaseballscorecards.com</a>										
<b>13 Carl Crawford, L</b> (1, 7) OBP: 0.332, SLG: 0.475	1-1 3 CS 1B		0-0 G4-3			1-0 3 G6-4-3 HBP		3-1 G4-6-3		3	0	1	0	0	0	2											
<b>3 Jorge Cantu, R</b> (1, 4) OBP: 0.317, SLG: 0.505	1 SAFE 0-1 G5-3		1-2 1B			2-0 1-2 G6-4-3		0-1 1B 31 3B		4	1	2	1	0	0	2											
<b>Travis Lee, L</b> (1, 3) OBP: 0.335, SLG: 0.435		3-1 HR	0-1 F8			0-2 F8		3-H 2-0 31 3B		4	2	2	1	0	0	1											
<b>31 Jonny Gomes, R</b> (1, 9) OBP: 0.382, SLG: 0.543		1-1 HBP E 1B		0-1 G5-3			2-3 K2-3	1-2 2B 3B		4	2	2	2	0	1	0											
<b>Damon Hollins, R</b> (9, 9) OBP: 0.300, SLG: 0.422								1-H 3-H 2B		0	0	0	0	0	0	0											
<b>Eric Munson, L</b> (1, 10) OBP: 0.444, SLG: 0.308		1-0 FC6-4 HBP	0-3 K2-3				4-0 BB	1-1 1B 2B		2	1	1	1	1	1	0											
<b>Alex Gonzalez, R</b> (1, 5) OBP: 0.315, SLG: 0.491		0-2 1B 2-H	FC6-4 1B		0-1 G3		2-3 K	3-2 1B		4	0	1	1	0	1	2											
<b>Toby Hall, R</b> (1, 2) OBP: 0.314, SLG: 0.368		0-0 G6-3			1-1 G6-3		1 SAFE 1-0 K	0-0 F7		4	0	1	0	0	1	2											
<b>Joey Gathright, L</b> (1, 8) OBP: 0.323, SLG: 0.348		2-1 G6-3			0-2 G6-3			13 G4-6-3 3 WP 1B		3	1	1	0	0	0	2											
<b>Inning Stats</b>	R: 0 E: 0 K: 1 S: 7	H: 1 LOB: 0 BB: 0 P: 9	R: 2 E: 1 K: 0 S: 11	H: 3 LOB: 1 BB: 0 P: 18	R: 0 E: 0 K: 1 S: 8	H: 1 LOB: 1 BB: 0 P: 9	R: 0 E: 0 K: 1 S: 7	H: 0 LOB: 0 BB: 0 P: 7	R: 0 E: 0 K: 0 S: 4	H: 0 LOB: 0 BB: 0 P: 7	R: 0 E: 0 K: 3 S: 9	H: 0 LOB: 1 BB: 1 P: 20	R: 5 E: 0 K: 0 S: 19	H: 6 LOB: 1 BB: 0 P: 32	R: 0 E: 0 K: 0 S: 7	H: 0 LOB: 0 BB: 0 P: 11	1B: 8 2B: 1 3B: 1 HR: 1	SF: 0 SAC: 0 DP: 3 HBP: 3	WP: 1 PB: 0 SB: 0 CS: 1	PA: 35							
<b>PITCHER</b>	IP	WLS	BF	H	R	ER	SO	BB	IBB	HBP	BLK	WP	HR	S	P	ERA	WHIP										
<b>49 Tim Wakefield, R</b> (1, 1) ERA: 4.09	7.2		30	7	4	4	6	1	0	0	0	0	0	12	19	81.00	12.000										
<b>50 Mike Timlin, R</b> (8, 1) ERA: 2.26	0.1	L	5	4	3	3	0	0	0	0	0	0	0	12	19	81.00	12.000										



Batter	1	2	3	4	5	6	7	8	9	AB	R	H	RBI	BB	SO	LOB	TOP								
<b>Julio Lugo, R</b> OBP: 0.355, SLG: 0.391	1-1 PB 1B	1-2 F9		1-1 L5		2-3 K			0-1 F8	5	1	1	0	0	1	3									
<b>13 Carl Crawford, L</b> OBP: 0.332, SLG: 0.474	0-1 F9		1-1 3 2B	1-1 P6			0-1 G4-3			4	1	1	0	0	0	3									
<b>3 Jorge Cantu, R</b> OBP: 0.317, SLG: 0.505	1-1 SAFE F9	0-2 SAFE F9	1-1 SAFE G4-3 31 SF9		2-1 F9		2-2 F9			4	1	1	1	0	0	1									
<b>Aubrey Huff, L</b> OBP: 0.319, SLG: 0.426	3-1 1H 1B		3-2 G4-3		2-1 HR		2-2 31 CS			4	1	3	2	0	0	1									
<b>31 Jonny Gomes, R</b> OBP: 0.381, SLG: 0.541	1-3 K		0-2 SF9		0-1 S 1B		1-1 SAFE CS		0-0 SAFE F7	3	0	1	1	0	1	1									
<b>Travis Lee, L</b> OBP: 0.334, SLG: 0.436		3-2 1B 2B	3-3 K		3-2 SAFE F7				1-3 K	4	1	1	0	0	2	1									
<b>Alex Gonzalez, R</b> OBP: 0.315, SLG: 0.399		1-3 K		0-0 E 1B		2-1 P3			0-3 K	4	0	1	0	0	2	2									
<b>Toby Hall, R</b> OBP: 0.316, SLG: 0.369		1-2 2H 1B		0-2 SAFE 1B			0-0 G6-3		1-3 K	4	0	2	1	0	1	0									
<b>Joey Gathright, L</b> OBP: 0.316, SLG: 0.341	0-1 F7		1-3 K		1-2 G4-3				3-2 G4-3	4	0	0	0	0	1	3									
<b>Inning Stats</b>	R: 1 E: 0 K: 1 S: 12	H: 2 LOB: 1 BB: 0 P: 17	R: 1 E: 0 K: 1 S: 15	H: 2 LOB: 1 BB: 0 P: 21	R: 2 E: 0 K: 1 S: 16	H: 2 LOB: 0 BB: 0 P: 22	R: 0 E: 1 K: 1 S: 12	H: 2 LOB: 2 BB: 0 P: 15	R: 1 E: 0 K: 0 S: 12	H: 2 LOB: 1 BB: 0 P: 21	R: 0 E: 0 K: 1 S: 9	H: 0 LOB: 0 BB: 0 P: 12	R: 0 E: 0 K: 0 S: 10	H: 1 LOB: 0 BB: 0 P: 14	R: 0 E: 0 K: 2 S: 7	H: 0 LOB: 0 BB: 0 P: 8	R: 0 E: 0 K: 1 S: 8	H: 0 LOB: 0 BB: 0 P: 12	1B: 8 2B: 2 3B: 0 HR: 1	SF: 1 SAC: 0 DP: 0 HBP: 0	WP: 0 PB: 1 SB: 1 CS: 1	PA: 38			
<b>PITCHER</b>	IP	WLS	BF	H	R	ER	SO	BB	IBB	HBP	BLK	WP	HR	S	P	ERA	WHIP								
<b>Paul Byrd, R</b> ERA: 3.72	(1, 1)	4.1	23	10	5	4	4	0	0	0	0	0	1	61	85	8.31	2.308								
<b>Kevin Gregg, R</b> ERA: 5.43	(5, 1)	2.1	7	0	0	0	1	0	0	0	0	0	0	20	30	0.00	0.000								
<b>Jason Christiansen, L</b> ERA: 5.28	(7, 1)	0.0	1	1	0	0	0	0	0	0	0	0	0	3	5	∞	∞								
<b>Brendan Donnelly, R</b> ERA: 3.67	(7, 1)	0.1	0	0	0	0	0	0	0	0	0	0	0	2	2	0.00	0.000								
<b>62 Scot Shields, R</b> ERA: 2.95	(8, 1)	1.0	W	3	0	0	0	2	0	0	0	0	0	7	8	0.00	0.000								

**Tampa Bay Devil Rays @ Los Angeles Angels**  
Angel Stadium of Anaheim, Anaheim, CA  
Fri Sep 23 2005, 7:05 PM PDT  
Att: 42,421 - Partly Cloudy - 67 F


AB	36
R	5
H	11
RBI	5
BB	0
SO	8
LOB	15



Batter	1	2	3	4	5	6	7	8	9	AB	R	H	RBI	BB	SO	LOB	BOTTOM								
<b>9 Chone Figgins, S</b> OBP: 0.348, SLG: 0.395	1-1 3B 1B		2-1 SH1-3		2-2 F8		1-2 E3 S 1B			3	1	2	0	0	0	0									
<b>Orlando Cabrera, R</b> OBP: 0.305, SLG: 0.363	2-1 SAFE 27 G6-3 3B		0-1 G6-3		1-2 F9		1-1 SAFE F8			4	1	1	2	0	0	1									
<b>27 Vladimir Guerrero, R</b> OBP: 0.394, SLG: 0.566	0-0 G6-3		3-2 G5-3			2-1 G1-3			0-0 G5-3	4	0	0	1	0	0	0									
<b>20 Juan Rivera, R</b> OBP: 0.313, SLG: 0.442	2-2 F8			1-2 F8		3-2 F7			4-1 2B 1B BB	3	1	0	0	1	0	0									
<b>Bengie Molina, R</b> OBP: 0.330, SLG: 0.438	0-1 F8			0-0 G5-3		2-2 G6-3			1-2 SAFE 1B 2B	4	0	1	0	0	0	0									
<b>Curtis Pride, L</b> OBP: 0.125, SLG: 0.250									1-3 1B 2B	0	1	0	0	0	0	0									
<b>39 Robb Quinlan, R</b> OBP: 0.270, SLG: 0.398		1-0 P6		2-2 E 1B			2-1 G5-3		0-1 CS 1B	3	0	1	0	0	0	0									
<b>Casey Kotchman, L</b> OBP: 0.336, SLG: 0.495									2H 3H 1B	1	0	1	2	0	0	0									
<b>6 Maicer Izturis, S</b> OBP: 0.302, SLG: 0.350									2H 3H 1B	0	0	0	0	0	0	0									
<b>Darin Erstad, L</b> OBP: 0.326, SLG: 0.371		2-1 G4-3		1-1 E4			2-1 HR		1-2 G4-3	4	1	1	1	0	0	3									
<b>José Molina, R</b> OBP: 0.282, SLG: 0.333			0-0 G6-3		0-0 G3-1				1-0 E5 9 1B	3	0	0	0	0	0	2									
<b>Zach Sorenson, S</b> OBP: 0.286, SLG: 0.429										0	1	0	0	0	0	0									
<b>Josh Paul, R</b> OBP: 0.235, SLG: 0.406										0	0	0	0	0	0	0									
<b>Adam Kennedy, L</b> OBP: 0.360, SLG: 0.378			0-1 SH1-3 9 WP G6-3 1B			0-1 G4-3			2-1 SAFE F8	3	1	1	0	0	0	1									
<b>Inning Stats</b>	R: 2 E: 0 K: 0 S: 11	H: 2 LOB: 0 BB: 0 P: 16	R: 0 E: 0 K: 0 S: 4	H: 0 LOB: 0 BB: 0 P: 7	R: 1 E: 0 K: 0 S: 10	H: 1 LOB: 0 BB: 0 P: 15	R: 0 E: 1 K: 0 S: 14	H: 1 LOB: 2 BB: 0 P: 18	R: 0 E: 0 K: 0 S: 11	H: 0 LOB: 0 BB: 0 P: 14	R: 0 E: 0 K: 0 S: 10	H: 0 LOB: 0 BB: 0 P: 17	R: 2 E: 2 K: 0 S: 13	H: 2 LOB: 2 BB: 0 P: 21	R: 2 E: 0 K: 0 S: 12	H: 2 LOB: 2 BB: 1 P: 17	1B: 5 2B: 1 3B: 1 HR: 1	SF: 0 SAC: 1 DP: 0 HBP: 0	WP: 1 PB: 0 SB: 1 CS: 1	PA: 34					
<b>PITCHER</b>	IP	WLS	BF	H	R	ER	SO	BB	IBB	HBP	BLK	WP	HR	S	P	ERA	WHIP								
<b>Casey Fossum, L</b> ERA: 4.65	(1, 1)		26	5	5	4	0	0	0	0	0	0	1	65	97	5.68	0.789								
<b>Treyver Miller, L</b> ERA: 4.25	(7, 1)	0.1	B	2	1	0	0	0	0	0	0	0	0	5	8	0.00	3.000								
<b>Joe Borowski, R</b> ERA: 3.65	(7, 1)	1.1	L	6	2	2	0	1	0	0	0	0	0	15	20	13.50	2.250								

**Tampa Bay Devil Rays @ Los Angeles Angels**  
Angel Stadium of Anaheim, Anaheim, CA  
Fri Sep 23 2005, 7:05 PM PDT  
Att: 42,421 - Partly Cloudy - 67 F

AB	32
R	7
H	8
RBI	6
BB	1
SO	0
LOB	7






Batter	1	2	3	4	5	6	7	8	9	AB	R	H	RBI	BB	SO	LOB	TOP										
<b>Julio Lugo, R</b> OBP: 0.356, SLG: 0.394 (1, 6)	0-1 13 SH 1B	1-0 13 F8 2B			2-1 B2		3-2 F8			4	1	2	0	0	0	0											
<b>13 Carl Crawford, L</b> OBP: 0.330, SLG: 0.472 (1, 7)	0-1 SH 1-H 3 SF8	0-0 F8 2-3			2-2 G6-3		0-3 K			3	1	0	0	0	1	1											
<b>3 Jorge Cantu, R</b> OBP: 0.315, SLG: 0.503 (1, 4)	1-1 SF8 3-H	1-1 G6-3			0-0 F8			0-1 G5-3		3	0	0	1	0	0	1											
<b>Eduardo Perez, R</b> OBP: 0.370, SLG: 0.510 (1, 3)	0-0 F8		1-0 G5-3			2-0 G5-3		0-0 L1		4	0	0	0	0	0	0											
<b>Aubrey Huff, L</b> OBP: 0.320, SLG: 0.426 (1, 9)	2-1 BB 31 HBP 1B		0-1 G6-3			1-2 1B		2-0 G3-1		4	0	2	0	0	0	0											
<b>31 Jonny Gomes, R</b> OBP: 0.382, SLG: 0.539 (1, 10)	4-2 BB HBP 1-2		3-3 K			1-1 P3		2-0 WP S G6-3 1B		3	1	1	0	0	1	1											
<b>Alex Gonzalez, R</b> OBP: 0.318, SLG: 0.399 <b>Joey Gathright, L</b> OBP: 0.315, SLG: 0.339 (9, PH)	4-2 1-2 2-3 BB		0-0 F8			0-2 1-2 1B		3-2 G6-3 1-H		2	0	1	0	1	0	0											
<b>Toby Hall, R</b> OBP: 0.314, SLG: 0.366 <b>Travis Lee, L</b> OBP: 0.333, SLG: 0.435 (9, PH)	3-1 F9		0-2 F9			0-0 P4		2-1 P5		3	0	0	0	0	0	5											
<b>Damon Hollins, R</b> OBP: 0.297, SLG: 0.418 <b>Eric Munson, L</b> OBP: 0.421, SLG: 0.286 (9, PH)		1-2 F9		0-0 G3			0-0 P4		1-2 G1-3	3	0	0	0	0	0	0											
<b>Inning Stats</b>	R: 2 E: 1 K: 0 S: 15	H: 2 LOB: 3 BB: 1 P: 29	R: 0 E: 0 K: 0 S: 7	H: 1 LOB: 1 BB: 0 P: 10	R: 0 E: 0 K: 1 S: 6	H: 0 LOB: 0 BB: 0 P: 10	R: 0 E: 0 K: 0 S: 5	H: 0 LOB: 0 BB: 0 P: 5	R: 0 E: 0 K: 0 S: 7	H: 2 LOB: 2 BB: 0 P: 16	R: 0 E: 0 K: 1 S: 7	H: 0 LOB: 0 BB: 0 P: 10	R: 0 E: 0 K: 0 S: 4	H: 0 LOB: 0 BB: 0 P: 6	R: 1 E: 0 K: 0 S: 9	H: 1 LOB: 0 BB: 0 P: 17	1B: 5 2B: 1 3B: 0 HR: 0	SF: 1 SAC: 1 DP: 0 HBP: 1	WP: 1 PB: 0 SB: 1 CS: 0	PA: 36							
<b>PITCHER</b>	IP	WLS	BF	H	R	ER	SO	BB	IBB	HBP	BLK	WP	HR	S	P	ERA	WHIP										
<b>Jarrod Washburn, L</b> ERA: 3.23 <b>62 Scot Shields, R</b> ERA: 2.99 <b>Esteban Yan, R</b> ERA: 4.23	(1, 1) (7, 1) (9, 1)	6.0 2.0 1.0	W 6 4	26 0 1	5 0 1	2 0 1	0 1 0	1 0 0	0 0 0	1 0 0	0 0 0	0 0 1	0 0 0	52 11 9	81 16 17	0.00 0.00 9.00	1.000 0.000 1.000										

**Tampa Bay Devil Rays @ Los Angeles Angels**  
Angel Stadium of Anaheim, Anaheim, CA  
Sat Sep 24 2005, 7:05 PM PDT  
Att: 42,344 - Clear - 68 F


**AB 32**  
**R 3**  
**H 6**  
**RBI 2**  
**BB 1**  
**SO 2**  
**LOB 8**



Batter	1	2	3	4	5	6	7	8	9	AB	R	H	RBI	BB	SO	LOB	BOTTOM										
<b>9 Chone Figgins, S</b> OBP: 0.348, SLG: 0.397 (1, 5)	1-3 K	2-0 P5			2-1 G6-3		0-2 16 2B 3B			4	1	1	1	0	1	0											
<b>Orlando Cabrera, R</b> OBP: 0.309, SLG: 0.361 (1, 6)	0-1 G5-3		1-2 F7		3-H F7		4-0 16 2B BB			3	0	0	0	1	0	0											
<b>16 Garret Anderson, L</b> OBP: 0.311, SLG: 0.430 <b>Zach Sorensen, S</b> OBP: 0.286, SLG: 0.429 (7, PR) (9, 10)	2-3 K		1-2 F9			1-2 G3-1	0-1 1-3 3-H 2B			4	0	1	1	0	1	0											
<b>27 Vladimir Guerrero, R</b> OBP: 0.395, SLG: 0.573 (1, 9)		1-1 HR	0-0 1B			1-2 F8	0-1 G4-3			4	1	2	1	0	0	2											
<b>Darin Erstad, L</b> OBP: 0.328, SLG: 0.374 (1, 3)		2-1 1B HR 1B		0-0 F7		0-1 2B 2B		0-2 E3 20 G6-4-3		4	2	2	0	0	0	0											
<b>Bengie Molina, R</b> OBP: 0.332, SLG: 0.441 (1, 2)		0-1 HR 1B		0-3 K		0-0 2B 2B		1-1 F8		4	1	2	1	0	1	1											
<b>20 Juan Rivera, R</b> OBP: 0.310, SLG: 0.437 (1, 7)		0-1 L6		2-2 G5-3		2-0 G5-3		2-2 G6-4-3 1-2		4	0	0	0	0	4												
<b>Steve Finley, L</b> OBP: 0.270, SLG: 0.372 (1, 8)		1-2 HR			2-2 SH1-3 9 G6-3 2B			0-0 F8		3	2	2	3	0	0												
<b>Adam Kennedy, L</b> OBP: 0.359, SLG: 0.376 (1, 4)		0-3 K		1-0 SH1-3 2-3			0-1 F7			2	0	0	0	1	0												
<b>Inning Stats</b>	R: 0 E: 0 K: 2 S: 8	H: 0 LOB: 0 BB: 0 P: 11	R: 4 E: 0 K: 1 S: 15	H: 4 LOB: 0 BB: 0 P: 21	R: 0 E: 0 K: 0 S: 8	H: 1 LOB: 1 BB: 0 P: 10	R: 0 E: 0 K: 1 S: 9	H: 0 LOB: 0 BB: 0 P: 11	R: 1 E: 0 K: 0 S: 10	H: 1 LOB: 0 BB: 0 P: 14	R: 1 E: 0 K: 0 S: 13	H: 2 LOB: 1 BB: 0 P: 17	R: 1 E: 0 K: 0 S: 10	H: 2 LOB: 2 BB: 1 P: 14	R: 0 E: 1 K: 0 S: 8	H: 0 LOB: 0 BB: 0 P: 11	1B: 3 2B: 4 3B: 1 HR: 2	SF: 0 SAC: 1 DP: 1 HBP: 0	WP: 0 PB: 0 SB: 0 CS: 0	PA: 34							
<b>PITCHER</b>	IP	WLS	BF	H	R	ER	SO	BB	IBB	HBP	BLK	WP	HR	S	P	ERA	WHIP										
<b>Doug Waechter, R</b> ERA: 5.41 <b>Joe Beimel, L</b> ERA: 3.57 <b>Jesus Colome, R</b> ERA: 4.87	(1, 1) (7, 1) (7, 1)	6.0 0.2 1.1	L 3 6	25 1 1	6 1 0	6 1 0	0 0 0	0 0 1	0 0 0	0 0 0	0 0 0	0 0 0	0 0 0	6 6 12	6 6 19	13.50 9.00 0.00	1.500 1.500 1.500										

**Tampa Bay Devil Rays @ Los Angeles Angels**  
Angel Stadium of Anaheim, Anaheim, CA  
Sat Sep 24 2005, 7:05 PM PDT  
Att: 42,344 - Clear - 68 F

**AB 32**  
**R 7**  
**H 10**  
**RBI 7**  
**BB 1**  
**SO 4**  
**LOB 7**









Batter	1	2	3	4	5	6	7	8	9	AB	R	H	RBI	BB	SO	LOB	TOP										
<b>Julio Lugo, R</b> OBP: 0.361, SLG: 0.406 (1, 6)										4	2	3	3	1	1	0	<b>Tampa Bay Devil Rays @ Cleveland Indians</b> Jacobs Field, Cleveland, OH Tue Sep 27 2005, 7:05 PM EDT Att: 23,795 - Clear - 64 F										
<b>13 Carl Crawford, L</b> OBP: 0.331, SLG: 0.469 (1, 7)										5	0	1	0	0	1	3											
<b>3 Jorge Cantu, R</b> OBP: 0.313, SLG: 0.503 <b>Nick Green, R</b> OBP: 0.331, SLG: 0.349 (1, 4) (9, 4)										4	0	1	1	0	1	3											
<b>Aubrey Huff, L</b> OBP: 0.322, SLG: 0.430 <b>Damon Hollins, R</b> OBP: 0.297, SLG: 0.418 (1, 9) (9, 9)										3	0	1	0	1	0	2											
<b>31 Jonny Gomes, R</b> OBP: 0.381, SLG: 0.548 (1, 10)										4	0	0	0	0	0	4											
<b>Travis Lee, L</b> OBP: 0.331, SLG: 0.430 (1, 3)										4	0	1	0	0	0	2											
<b>Alex Gonzalez, R</b> OBP: 0.320, SLG: 0.410 (1, 5)										4	2	2	1	0	0	0											
<b>Toby Hall, R</b> OBP: 0.315, SLG: 0.368 (1, 2)										4	1	2	0	0	1	1											
<b>Joey Gathright, L</b> OBP: 0.314, SLG: 0.342 (1, 8)										3	0	0	0	0	0	2											
<b>Inning Stats</b>	R: 1 E: 0 K: 0 S: 14	H: 3 LOB: 2 BB: 0 P: 23	R: 0 E: 2 K: 0 S: 16	H: 0 LOB: 3 BB: 1 P: 23	R: 0 E: 0 K: 0 S: 7	H: 1 LOB: 0 BB: 0 P: 12	R: 3 E: 0 K: 1 S: 12	H: 3 LOB: 0 BB: 0 P: 19	R: 0 E: 0 K: 0 S: 7	H: 1 LOB: 1 BB: 0 P: 9	R: 1 E: 0 K: 0 S: 12	H: 2 LOB: 1 BB: 0 P: 17	R: 0 E: 0 K: 1 S: 5	H: 0 LOB: 1 BB: 1 P: 9	R: 0 E: 0 K: 1 S: 6	H: 0 LOB: 0 BB: 0 P: 7	R: 0 E: 0 K: 1 S: 8	H: 1 LOB: 0 BB: 0 P: 13	1B: 9 2B: 3 3B: 0 HR: 2	SF: 0 SAC: 1 DP: 2 HBP: 0	WP: 0 PB: 0 CS: 1	PA: 38					
<b>PITCHER</b>	IP	WLS	BF	H	R	ER	SO	BB	IBB	HBP	BLK	WP	HR	S	P	ERA	WHIP										
<b>Scott Elarton, R</b> ERA: 4.51 (1, 1)	5.0	L	26	10	5	5	1	1	0	0	0	0	2	59	90	9.00	2.200										
<b>Fernando Cabrera, R</b> ERA: 1.07 (6, 1)	2.0		6	0	0	0	1	1	0	0	0	0	0	14	22	0.00	0.500										
<b>David Risko, R</b> ERA: 3.21 (8, 1)	1.0		3	0	0	0	1	0	0	0	0	0	0	6	7	0.00	0.000										
<b>63 Rafael Betancourt, R</b> ERA: 2.88 (9, 1)	1.0		3	1	0	0	1	0	0	0	0	0	0	8	13	0.00	1.000										

Batter	1	2	3	4	5	6	7	8	9	AB	R	H	RBI	BB	SO	LOB	BOTTOM										
<b>24 Grady Sizemore, L</b> OBP: 0.354, SLG: 0.495 (1, 8)										4	0	0	0	1	1	1	<b>Tampa Bay Devil Rays @ Cleveland Indians</b> Jacobs Field, Cleveland, OH Tue Sep 27 2005, 7:05 PM EDT Att: 23,795 - Clear - 64 F										
<b>Coco Crisp, S</b> OBP: 0.351, SLG: 0.475 (1, 7)										4	1	1	0	1	1	1											
<b>2 Jonny Peralta, R</b> OBP: 0.366, SLG: 0.522 (1, 6)										4	0	1	0	1	2	1											
<b>48 Travis Hafner, L</b> OBP: 0.410, SLG: 0.592 <b>38 Franklin Gutierrez, R</b> (9, PR)										4	1	0	0	1	2	5											
<b>41 Victor Martinez, S</b> OBP: 0.378, SLG: 0.475 (1, 2)										5	0	1	1	0	1	3											
<b>Ronnie Belliard, R</b> OBP: 0.324, SLG: 0.443 (1, 4)										4	1	2	0	1	0	2											
<b>José Hernández, R</b> OBP: 0.274, SLG: 0.342 <b>Ben Broussard, L</b> OBP: 0.311, SLG: 0.473 (1, 3) (6, PH) (9, 3)										2	0	0	0	1	1	2											
<b>Aaron Boone, R</b> OBP: 0.303, SLG: 0.387 (1, 5)										3	0	2	1	1	0	1											
<b>Casey Blake, R</b> OBP: 0.308, SLG: 0.439 (1, 9)										4	0	1	1	0	1	6											
<b>Inning Stats</b>	R: 0 E: 0 K: 1 S: 8	H: 0 LOB: 0 BB: 0 P: 14	R: 0 E: 0 K: 1 S: 15	H: 0 LOB: 3 BB: 3 P: 30	R: 0 E: 0 K: 1 S: 8	H: 1 LOB: 2 BB: 1 P: 17	R: 0 E: 0 K: 0 S: 8	H: 1 LOB: 1 BB: 0 P: 15	R: 0 E: 0 K: 2 S: 12	H: 0 LOB: 0 BB: 0 P: 12	R: 1 E: 0 K: 2 S: 14	H: 2 LOB: 2 BB: 1 P: 22	R: 0 E: 0 K: 0 S: 9	H: 0 LOB: 1 BB: 1 P: 21	R: 2 E: 0 K: 2 S: 19	H: 3 LOB: 1 BB: 0 P: 30	R: 1 E: 0 K: 0 S: 8	H: 2 LOB: 2 BB: 1 P: 16	1B: 6 2B: 3 3B: 0 HR: 0	SF: 0 SAC: 0 DP: 1 HBP: 0	WP: 0 PB: 0 CS: 0	PA: 42					
<b>PITCHER</b>	IP	WLS	BF	H	R	ER	SO	BB	IBB	HBP	BLK	WP	HR	S	P	ERA	WHIP										
<b>19 Scott Kazmir, L</b> ERA: 3.77 (7, 1)	1.0		4	0	0	0	0	1	0	0	0	0	0	9	21	0.00	1.000										
<b>Trevor Miller, L</b> ERA: 4.15 (8, 1)	1.0		6	3	2	2	2	0	0	0	0	0	0	19	30	18.00	3.000										
<b>Joe Borowski, R</b> ERA: 3.97 (9, 1)	1.0	S	5	2	1	1	0	1	0	0	0	0	0	8	16	9.00	3.000										



Batter	1	2	3	4	5	6	7	8	9	AB	R	H	RBI	BB	SO	LOB	TOP										
<b>Julio Lugo, R</b> OBP: 0.359, SLG: 0.404 (1, 6)	F9		K			F9		SF9		3	0	0	1	0	1	2	<b>Tampa Bay Devil Rays @ Cleveland Indians</b> Jacobs Field, Cleveland, OH Wed Sep 28 2005, 7:05 PM EDT Att: 24,356 - Cloudy - 74 F										
<b>Nick Green, R</b> OBP: 0.331, SLG: 0.347 (1, 4)	G6-4-3 1B		F8			K		P3		4	0	1	0	0	1	3											
<b>Jorge Cantu, R</b> OBP: 0.311, SLG: 0.500 (1, 10)	G6-4-3			G5-3		G5-3			G6-3	4	0	0	0	0	0	1											
<b>Eduardo Perez, R</b> OBP: 0.375, SLG: 0.510 (9, PH)		G5-3		G4-3 1B		FC4-6 BB			K	2	0	1	0	1	0	0											
<b>Travis Lee, L</b> OBP: 0.330, SLG: 0.429 (9, 3)				G4-3 1B		FC4-6 L6-4 31 1B			G3-1	4	0	0	0	0	0	0											
<b>Aubrey Huff, L</b> OBP: 0.320, SLG: 0.427 (9, 7)		G6-3		G4-3		1-2				0	0	0	0	0	0	0											
<b>31 Jonny Gomes, R</b> OBP: 0.380, SLG: 0.547 (8, 2)				K2-3		1-2				3	0	1	0	0	0	1											
<b>Pete Laforest, L</b> OBP: 0.242, SLG: 0.279 (8, 2)						1B				0	0	0	0	0	0	0											
<b>Alex Gonzalez, R</b> OBP: 0.320, SLG: 0.409 (1, 5)			1-1 1B		2-1 F9				L6-4	3	0	1	0	0	0	2											
<b>Toby Hall, R</b> OBP: 0.318, SLG: 0.372 (8, FR)			1-2 1B		1-1 F8				SH3-4 SF9 2B	3	0	2	0	0	0	0											
<b>Joey Gathright, L</b> OBP: 0.314, SLG: 0.342 (8, 8)			1-2 1B						SH3-4	0	1	0	0	0	0	0											
<b>Damon Hollins, R</b> OBP: 0.295, SLG: 0.416 (8, 7)			2-1 P2		0-1 G4-3				SH3-4	2	0	0	0	0	0	2											
<b>Inning Stats</b>	R: 0 E: 0 K: 0 S: 5	H: 1 LOB: 0 BB: 0 P: 10	R: 0 E: 0 K: 0 S: 4	H: 0 LOB: 0 BB: 0 P: 6	R: 0 E: 0 K: 1 S: 13	H: 2 LOB: 2 BB: 0 P: 18	R: 0 E: 0 K: 1 S: 12	H: 1 LOB: 1 BB: 0 P: 20	R: 0 E: 0 K: 0 S: 6	H: 0 LOB: 0 BB: 0 P: 9	R: 0 E: 0 K: 1 S: 6	H: 0 LOB: 0 BB: 0 P: 7	R: 0 E: 0 K: 0 S: 4	H: 1 LOB: 1 BB: 1 P: 9	R: 1 E: 0 K: 0 S: 7	H: 1 LOB: 1 BB: 0 P: 10	R: 0 E: 0 K: 1 S: 7	H: 0 LOB: 0 BB: 0 P: 9	1B: 5 2B: 2 3B: 0 HR: 0	SF: 1 SAC: 1 DP: 2 HBP: 0	WP: 0 PB: 0 CS: 0	PA: 32					
<b>PITCHER</b>	IP	WLS	BF	H	R	ER	SO	BB	IBB	HBP	BLK	WP	HR	S	P	ERA	WHIP										
<b>31 Cliff Lee, L</b> ERA: 3.79	(1, 1)	8.0	L	29	6	1	1	3	1	0	0	0	0	57	89	1.12	0.875										
<b>Bob Howry, R</b> ERA: 2.61	(9, 1)	1.0	S	3	0	0	0	1	0	0	0	0	0	7	9	0.00	0.000										

AB	29
R	1
H	6
RBI	1
BB	1
SO	4
LOB	13



Batter	1	2	3	4	5	6	7	8	9	AB	R	H	RBI	BB	SO	LOB	BOTTOM										
<b>24 Grady Sizemore, L</b> OBP: 0.353, SLG: 0.494 (1, 8)	L4			G4-3				L5		4	0	1	0	0	0	1	<b>Tampa Bay Devil Rays @ Cleveland Indians</b> Jacobs Field, Cleveland, OH Wed Sep 28 2005, 7:05 PM EDT Att: 24,356 - Cloudy - 74 F										
<b>Coco Crisp, S</b> OBP: 0.350, SLG: 0.473 (1, 7)	G6-3			G6-3		G3			G4-6-3 1B	4	0	1	0	0	0	1											
<b>2 Jhonny Peralla, R</b> OBP: 0.365, SLG: 0.519 (1, 6)	F9			G3 1B					G4-6-3 1B	4	0	1	0	0	0	1											
<b>48 Travis Hafner, L</b> OBP: 0.407, SLG: 0.587 (1, 10)		F8		G3					G6-3	4	0	0	0	0	1	1											
<b>41 Victor Martinez, S</b> OBP: 0.377, SLG: 0.476 (1, 2)		G6-3			F9					3	0	1	0	0	0	0											
<b>Ronnie Belliard, R</b> OBP: 0.323, SLG: 0.440 (1, 4)		F9			K					3	0	0	0	0	2	1											
<b>Ben Broussard, L</b> OBP: 0.311, SLG: 0.475 (1, 3)			K		F7					3	0	1	0	0	1	0											
<b>Aaron Boone, R</b> OBP: 0.301, SLG: 0.385 (1, 5)			G4-3			F8			G5-3	3	0	0	0	0	0	1											
<b>Casey Blake, R</b> OBP: 0.307, SLG: 0.437 (1, 9)			P3			L7			G5-3	3	0	0	0	0	0	1											
<b>Inning Stats</b>	R: 0 E: 0 K: 0 S: 6	H: 0 LOB: 0 BB: 0 P: 7	R: 0 E: 0 K: 0 S: 11	H: 0 LOB: 0 BB: 0 P: 16	R: 0 E: 0 K: 1 S: 11	H: 0 LOB: 0 BB: 0 P: 16	R: 0 E: 0 K: 0 S: 12	H: 1 LOB: 1 BB: 0 P: 19	R: 0 E: 0 K: 0 S: 7	H: 0 LOB: 0 BB: 0 P: 11	R: 0 E: 0 K: 2 S: 14	H: 1 LOB: 1 BB: 0 P: 22	R: 0 E: 0 K: 0 S: 9	H: 1 LOB: 1 BB: 0 P: 12	R: 0 E: 0 K: 0 S: 5	H: 1 LOB: 0 BB: 0 P: 8		1B: 3 2B: 2 3B: 0 HR: 0	SF: 0 SAC: 0 DP: 1 HBP: 0	WP: 0 PB: 0 CS: 0	PA: 31						
<b>PITCHER</b>	IP	WLS	BF	H	R	ER	SO	BB	IBB	HBP	BLK	WP	HR	S	P	ERA	WHIP										
<b>37 Seth McClung, R</b> ERA: 6.59	(1, 1)	8.0	W	28	4	0	0	4	0	0	0	0	0	76	112	0.00	0.500										
<b>Danys Baez, R</b> ERA: 2.86	(9, 1)	1.0	S	3	1	0	0	0	0	0	0	0	0	5	8	0.00	1.000										





Batter	1	2	3	4	5	6	7	8	9	AB	R	H	RBI	BB	SO	LOB	TOP		
<b>Julio Lugo, R</b> OBP: 0.361, SLG: 0.404 (1, 6)	1-0 SH5-3 1B		4-2 CS BB			4-0 2B BB		1-2 F8		2	0	1	0	2	0	0	<b>Tampa Bay Devil Rays @ Cleveland Indians</b> Jacobs Field, Cleveland, OH Thu Sep 29 2005, 7:05 PM EDT Att: 25,870 - Partly Cloudy - 59 F		
<b>Nick Green, R</b> OBP: 0.328, SLG: 0.344 (1, 4)	0-0 SH5-3		1-1 F9			2-3 K		2-3 K		3	0	0	0	0	2	2			
<b>Jorge Cantu, R</b> OBP: 0.311, SLG: 0.500 (1, 10)	2-3 K		0-2 CS	1-2 K		1-0 2B		0-0 F8		4	0	1	0	0	2	1			
<b>Eduardo Perez, R</b> OBP: 0.372, SLG: 0.503 (1, 3)	2-0 FC4-6 1B		3-3 K			1-1 G4-3		1-0 F9		4	0	1	0	0	1	2			
<b>Aubrey Huff, L</b> OBP: 0.318, SLG: 0.424 (1, 9)	0-0 FC4-6		1-2 G1			1-3 K		1-1 F7		4	0	0	0	0	1	2			
<b>31 Jonny Gomes, R</b> OBP: 0.377, SLG: 0.540 (1, 7)		0-3 K			0-0 G5-3		3-2 G4-3		1-3 K	4	0	0	0	0	2	0			
<b>Alex Gonzalez, R</b> OBP: 0.320, SLG: 0.408 (1, 5)		1-3 K			0-0 G5-3		1-1 1B			3	0	1	0	0	1	0			
<b>Toby Hall, R</b> OBP: 0.318, SLG: 0.372 (1, 2)		1-2 G3			0-0 G6-3		1-1 1B			3	0	1	0	0	0	0			
<b>Damon Hollins, R</b> OBP: 0.293, SLG: 0.412 (1, 8)			0-0 G6-3			1-3 K	0-1 F7			3	0	0	0	0	1	2			
<b>Inning Stats</b>	R: 0 E: 0 K: 1 S: 8	H: 2 LOB: 2 BB: 0 P: 13	R: 0 E: 0 K: 2 S: 11	H: 0 LOB: 0 BB: 1 P: 13	R: 0 E: 0 K: 2 S: 10	H: 0 LOB: 0 BB: 0 P: 15	R: 0 E: 0 K: 2 S: 10	H: 1 LOB: 2 BB: 1 P: 19	R: 0 E: 0 K: 1 S: 7	H: 0 LOB: 0 BB: 0 P: 10	R: 0 E: 0 K: 1 S: 8	H: 0 LOB: 0 BB: 0 P: 11	1B: 4 2B: 1 3B: 0 HR: 0	SF: 0 SAC: 1 DP: 0 HBP: 0	WP: 0 PB: 0 SB: 1 CS: 1	PA: 34			
<b>PITCHER</b>	IP	WLS	BF	H	R	ER	SO	BB	IBB	HBP	BLK	WP	HR	S	P	ERA	WHIP		
<b>CC Sabathia, L</b> ERA: 4.03 (1, 1)	8.0	W	30	5	0	0	9	2	0	0	0	0	0	69	104	0.00	0.875		
<b>63 Rafael Betancourt, R</b> ERA: 2.84 (9, 1)	1.0		3	0	0	0	1	0	0	0	0	0	0	8	11	0.00	0.000		

Batter	1	2	3	4	5	6	7	8	9	AB	R	H	RBI	BB	SO	LOB	BOTTOM			
<b>24 Grady Sizemore, L</b> OBP: 0.350, SLG: 0.490 (1, 8)	1-2 P6	1-0 G4-6-3		1-2 L6		0-3 K		2-1 G3		5	0	0	0	0	1	3	<b>Tampa Bay Devil Rays @ Cleveland Indians</b> Jacobs Field, Cleveland, OH Thu Sep 29 2005, 7:05 PM EDT Att: 25,870 - Partly Cloudy - 59 F			
<b>Coco Crisp, S</b> OBP: 0.348, SLG: 0.470 (1, 7)	1-0 F8	0-1 F7		0-1 G4-3		3-2 P6				4	0	0	0	0	1					
<b>2 Jhonny Peralla, R</b> OBP: 0.368, SLG: 0.528 (1, 6)	4-2 48 HR BB		2-1 HR		1-2 K		2-0 48 G6-3 2B			3	2	2	1	1	1	0				
<b>48 Travis Hafner, L</b> OBP: 0.410, SLG: 0.597 (1, 10)	2-2 HR		0-1 F9 41 G3 1B		2-1 2B		0-0 G6-3			4	1	3	2	0	0	1				
<b>41 Victor Martinez, S</b> OBP: 0.377, SLG: 0.475 (1, 2)	2-2 HR 1B		2-2 G3		3-3 K		0-0 G3			4	1	1	0	0	1	3				
<b>Ronnie Belliard, R</b> OBP: 0.324, SLG: 0.446 (1, 4)	1-1 HR		1-2 F9		4-2 BB		2-2 P4			3	1	1	2	1	0	2				
<b>José Hernández, R</b> OBP: 0.275, SLG: 0.339 <b>Ben Broussard, L</b> OBP: 0.310, SLG: 0.474 (8, 3)	0-3 K		4-0 BB		0-0 G1-3		1-1 L4			2	0	0	0	1	1	2				
<b>Aaron Boone, R</b> OBP: 0.301, SLG: 0.383 (1, 5)		4-0 1B 24 G4-6-3 BB	0-2 L8		1-1 G5-3		1-1 P6			3	1	0	0	1	0	2				
<b>Casey Blake, R</b> OBP: 0.310, SLG: 0.441 (1, 9)		3-2 1B	0-1 F8		0-0 1B		2-1 2B			4	0	3	0	0	0	0				
<b>Inning Stats</b>	R: 4 E: 0 K: 1 S: 20	H: 3 LOB: 1 BB: 1 P: 31	R: 1 E: 0 K: 0 S: 6	H: 1 LOB: 1 BB: 1 P: 14	R: 1 E: 0 K: 0 S: 13	H: 2 LOB: 2 BB: 1 P: 22	R: 0 E: 0 K: 0 S: 7	H: 0 LOB: 0 BB: 0 P: 8	R: 0 E: 0 K: 2 S: 13	H: 1 LOB: 2 BB: 1 P: 23	R: 0 E: 0 K: 1 S: 9	H: 1 LOB: 1 BB: 0 P: 13	R: 0 E: 0 K: 0 S: 6	H: 1 LOB: 1 BB: 0 P: 10	R: 0 E: 0 K: 0 S: 8	H: 1 LOB: 1 BB: 0 P: 14	1B: 4 2B: 3 3B: 0 HR: 3	SF: 0 SAC: 0 DP: 1 HBP: 0	WP: 0 PB: 0 SB: 0 CS: 0	PA: 37
<b>PITCHER</b>	IP	WLS	BF	H	R	ER	SO	BB	IBB	HBP	BLK	WP	HR	S	P	ERA	WHIP			
<b>Casey Fossum, L</b> ERA: 4.92 (1, 1)	2.0	L	13	6	6	6	1	2	0	0	0	0	0	3	30	51	27.00	4.000		
<b>Lance Carter, R</b> ERA: 4.89 (3, 1)	3.0		12	1	0	0	2	2	0	0	0	0	0	29	47	0.00	1.000			
<b>56 Tim Corcoran, R</b> ERA: 6.38 (6, 1)	1.0		4	1	0	0	1	0	0	0	0	0	0	9	13	0.00	1.000			
<b>Jesus Colome, R</b> ERA: 4.75 (7, 1)	1.0		4	1	0	0	0	0	0	0	0	0	0	6	10	0.00	1.000			
<b>Travis Harper, R</b> ERA: 7.01 (8, 1)	1.0		4	1	0	0	0	0	0	0	0	0	0	8	14	0.00	1.000			



Batter	1	2	3	4	5	6	7	8	9	AB	R	H	RBI	BB	SO	LOB	TOP					
<b>Bernie Castro, S</b> OBP: 0.357, SLG: 0.347 (1, 4)										5	1	1	1	0	1	2						
<b>6 Melvin Mora, R</b> OBP: 0.348, SLG: 0.466 (1, 5)										4	2	2	2	1	1	0						
<b>10 Miguel Tejada, R</b> OBP: 0.351, SLG: 0.519 (1, 6)										5	1	1	0	0	0	1						
<b>31 Jay Gibbons, L</b> OBP: 0.315, SLG: 0.511 <b>Eric Byrnes, R</b> OBP: 0.296, SLG: 0.377 (9, 7)										4	1	1	1	1	0	1						
<b>Javy Lopez, R</b> OBP: 0.322, SLG: 0.459 (1, 10)										4	0	0	0	0	1	4						
<b>Walter Young, L</b> OBP: 0.424, SLG: 0.483 <b>Ed Rogers, R</b> OBP: 1.000, SLG: 4.000 <b>Geronimo Gil, R</b> OBP: 0.217, SLG: 0.303 (8, 2)										3	0	2	0	1	1	0						
<b>Luis Matos, R</b> OBP: 0.337, SLG: 0.372 (1, 8)										4	0	1	2	0	0	3						
<b>David Newhan, L</b> OBP: 0.275, SLG: 0.313 (9, 9)										4	1	1	0	0	0	4						
<b>Eli Whiteside, R</b> OBP: 0.250, SLG: 0.250 <b>Chris Gomez, R</b> OBP: 0.361, SLG: 0.344 (8, 3)										3	0	0	0	0	0	1						
<b>Inning Stats</b>	R: 3 E: 0 K: 2 S: 16	H: 3 LOB: 2 BB: 2 P: 29	R: 0 E: 0 K: 1 S: 9	H: 0 LOB: 0 BB: 0 P: 13	R: 0 E: 1 K: 0 S: 7	H: 1 LOB: 2 BB: 0 P: 9	R: 3 E: 0 K: 0 S: 14	H: 3 LOB: 0 BB: 0 P: 25	R: 0 E: 0 K: 1 S: 8	H: 0 LOB: 0 BB: 0 P: 11	R: 0 E: 0 K: 0 S: 6	H: 0 LOB: 0 BB: 0 P: 9	R: 0 E: 0 K: 0 S: 6	H: 1 LOB: 1 BB: 1 P: 14	R: 1 E: 0 K: 0 S: 9	H: 2 LOB: 2 BB: 0 P: 14	R: 0 E: 0 K: 0 S: 9	H: 0 LOB: 0 BB: 0 P: 12	1B: 5 2B: 5 3B: 0 HR: 1	SF: 0 SAC: 0 DP: 1 HBP: 0	WP: 0 PB: 0 CS: 0	PA: 40
<b>PITCHER</b>	IP	WLS	BF	H	R	ER	SO	BB	IBB	HBP	BLK	WP	HR	S	P	ERA	WHIP					
<b>Doug Waechter, R</b> ERA: 5.62 (1, 1)	4.0	L	22	7	6	6	3	2	0	0	0	0	1	46	76	13.50	2.250					
<b>Travis Harper, R</b> ERA: 8.75 (5, 1)	4.0		15	3	1	1	1	1	0	0	0	0	0	29	48	2.25	1.000					
<b>Jesus Colome, R</b> ERA: 4.64 (9, 1)	1.0		3	0	0	0	0	0	0	0	0	0	0	9	12	0.00	0.000					

**Baltimore Orioles @ Tampa Bay Devil Rays**  
Tropicana Field, St. Petersburg, FL  
Fri Sep 30 2005, 7:15 PM EDT  
Att: 15,805 - Dome - 72 F

AB	37
R	7
H	10
RBI	7
BB	3
SO	4
LOB	16



Batter	1	2	3	4	5	6	7	8	9	AB	R	H	RBI	BB	SO	LOB	BOTTOM					
<b>Julio Lugo, R</b> OBP: 0.362, SLG: 0.402 (1, 6)										3	1	0	0	2	1	2						
<b>Damon Hollins, R</b> OBP: 0.297, SLG: 0.413 (1, 7)										4	2	2	0	1	1	3						
<b>3 Jorge Cantu, R</b> OBP: 0.310, SLG: 0.497 (1, 4)										5	1	1	1	0	1	4						
<b>Aubrey Huff, L</b> OBP: 0.318, SLG: 0.429 (1, 9)										5	1	2	3	0	1	2						
<b>31 Jonny Gomes, R</b> OBP: 0.374, SLG: 0.538 (1, 10)											5	0	1	1	0	2						
<b>Travis Lee, L</b> OBP: 0.332, SLG: 0.428 <b>Eduardo Perez, R</b> OBP: 0.370, SLG: 0.500 (9, PH)											3	0	1	0	1	0						
<b>Alex Gonzalez, R</b> OBP: 0.319, SLG: 0.409 (1, 5)										4	1	1	0	0	0	3						
<b>Pete Laforest, L</b> OBP: 0.243, SLG: 0.266 (1, 2)										3	0	0	0	1	1	3						
<b>Joey Gathright, L</b> OBP: 0.313, SLG: 0.340 (1, 8)										4	0	1	0	0	0	5						
<b>Inning Stats</b>	R: 2 E: 0 K: 0 S: 13	H: 2 LOB: 1 BB: 1 P: 26	R: 0 E: 0 K: 1 S: 11	H: 1 LOB: 0 BB: 0 P: 16	R: 3 E: 0 K: 0 S: 14	H: 3 LOB: 2 BB: 2 P: 26	R: 0 E: 0 K: 1 S: 6	H: 0 LOB: 1 BB: 1 P: 12	R: 0 E: 0 K: 2 S: 11	H: 1 LOB: 2 BB: 0 P: 15	R: 0 E: 0 K: 0 S: 3	H: 0 LOB: 0 BB: 1 P: 9	R: 0 E: 0 K: 1 S: 10	H: 1 LOB: 0 BB: 0 P: 15	R: 1 E: 2 K: 2 S: 18	H: 1 LOB: 2 BB: 0 P: 27	R: 0 E: 0 K: 1 S: 8	H: 0 LOB: 0 BB: 0 P: 11	1B: 6 2B: 3 3B: 0 HR: 1	SF: 0 SAC: 0 DP: 2 HBP: 0	WP: 1 PB: 0 SB: 4 CS: 1	PA: 42
<b>PITCHER</b>	IP	WLS	BF	H	R	ER	SO	BB	IBB	HBP	BLK	WP	HR	S	P	ERA	WHIP					
<b>John Maine, R</b> ERA: 6.3 (1, 1)	2.2		17	6	5	5	1	3	0	0	0	1	0	23	39	0.00	0.900					
<b>Eric DuBose, L</b> ERA: 5.52 (3, 1)	3.1	W	13	1	0	0	3	2	0	0	0	1	0	23	39	0.00	0.900					
<b>Tim Byrdak, L</b> ERA: 4.15 (7, 1)	0.0		1	1	0	0	0	0	0	0	0	0	0	1	1	∞	∞					
<b>37 Chris Ray, R</b> ERA: 2.72 (8, 1)	1.1	H	5	1	1	0	1	0	0	0	0	0	0	17	27	0.00	0.750					
<b>Todd Williams, R</b> ERA: 3.35 (8, 1)	0.2	H	3	0	0	0	2	0	0	0	0	0	0	10	14	0.00	0.000					
<b>PITCHER</b>	IP	WLS	BF	H	R	ER	SO	BB	IBB	HBP	BLK	WP	HR	S	P	ERA	WHIP					
<b>B.J. Ryan, L</b> ERA: 2.47 (9, 1)	1.0	S	3	0	0	0	1	0	0	0	0	0	0	8	11	0.00	0.000					

**Baltimore Orioles @ Tampa Bay Devil Rays**  
Tropicana Field, St. Petersburg, FL  
Fri Sep 30 2005, 7:15 PM EDT  
Att: 15,805 - Dome - 72 F

AB	37
R	6
H	9
RBI	5
BB	5
SO	8
LOB	24





Batter	1	2	3	4	5	6	7	8	9	AB	R	H	RBI	BB	SO	LOB	TOP				
<b>Eric Byrnes, R</b> OBP: 0.295, SLG: 0.373 (1, 7)	G5-3		G6-3		P6		F7			4	0	0	0	0	0	2	<b>Baltimore Orioles @ Tampa Bay Devil Rays</b> Tropicana Field, St. Petersburg, FL Sat Oct 01 2005, 6:15 PM EDT Att: 17,481 - Dome - 72 F <a href="http://livebaseballscorecards.com">livebaseballscorecards.com</a>				
<b>Chris Gomez, R</b> OBP: 0.355, SLG: 0.342 (1, 4)	G6-3		G6-3		FC6-4		G6-3			4	0	1	0	0	0	1					
<b>6 Melvin Mora, R</b> OBP: 0.349, SLG: 0.471 (1, 5)	F9		K							4	1	2	1	0	1	2					
<b>10 Miguel Tejada, R</b> OBP: 0.350, SLG: 0.517 (1, 6)		L4			P2					4	0	1	0	0	0	1					
<b>Alejandro Freire, R</b> OBP: 0.319, SLG: 0.338 (1, 3)		F7			G5-3		G6-3			4	0	0	0	0	1	2					
<b>Sal Fasano, R</b> OBP: 0.306, SLG: 0.459 (1, 10)		K2-3					G5-3			4	1	1	1	0	1	2					
<b>Luis Matos, R</b> OBP: 0.336, SLG: 0.371 (1, 8)			E7		K		F8			4	1	1	0	0	1	1					
<b>David Newhan, L</b> OBP: 0.279, SLG: 0.313 (1, 9)			K							3	1	1	0	0	1	1					
<b>Geronomo Gil, R</b> OBP: 0.220, SLG: 0.312 (1, 2)							F7			3	0	1	1	0	1	1					
<b>Inning Stats</b>	R: 0 E: 0 K: 0 S: 6	H: 0 LOB: 0 BB: 0 P: 10	R: 0 E: 0 K: 1 S: 8	H: 0 LOB: 0 BB: 0 P: 11	R: 1 E: 1 K: 2 S: 12	H: 3 LOB: 2 BB: 0 P: 18	R: 1 E: 0 K: 1 S: 8	H: 1 LOB: 0 BB: 0 P: 11	R: 0 E: 0 K: 0 S: 6	H: 0 LOB: 1 BB: 0 P: 12	R: 1 E: 0 K: 0 S: 13	H: 2 LOB: 1 BB: 0 P: 24	R: 1 E: 1 K: 0 S: 9	H: 1 LOB: 0 BB: 0 P: 13	R: 0 E: 0 K: 1 S: 8	H: 1 LOB: 1 BB: 0 P: 14	R: 0 E: 0 K: 1 S: 6	H: 0 LOB: 0 BB: 0 P: 9	1B: 5 2B: 1 3B: 0 HR: 2	SF: 0 SAC: 1 DP: 0 HBP: 1	WP: 0 PA: 36 CS: 0
<b>PITCHER</b> <b>Mark Hendrickson, L</b> ERA: 5.9 (1, 1)	IP: 9.0 WLS: L BF: 36 H: 8 R: 4 ER: 3 SO: 6 BB: 0 IBB: 0 HBP: 1 BLK: 0 WP: 0 HR: 2 S: 76 P: 122 ERA: 3.00 WHIP: 0.889															<b>PITCHER</b> <b>Mark Hendrickson, L</b> ERA: 5.9 (1, 1)	IP: 9.0 WLS: L BF: 36 H: 8 R: 4 ER: 3 SO: 6 BB: 0 IBB: 0 HBP: 1 BLK: 0 WP: 0 HR: 2 S: 76 P: 122 ERA: 3.00 WHIP: 0.889				

Batter	1	2	3	4	5	6	7	8	9	AB	R	H	RBI	BB	SO	LOB	BOTTOM				
<b>Julio Lugo, R</b> OBP: 0.362, SLG: 0.403 (1, 6)	P6									4	1	2	0	0	1	1	<b>Baltimore Orioles @ Tampa Bay Devil Rays</b> Tropicana Field, St. Petersburg, FL Sat Oct 01 2005, 6:15 PM EDT Att: 17,481 - Dome - 72 F <a href="http://livebaseballscorecards.com">livebaseballscorecards.com</a>				
<b>Damon Hollins, R</b> OBP: 0.298, SLG: 0.412 (1, 7)	K									3	1	1	0	0	1	1					
<b>Eric Munson, L</b> OBP: 0.400, SLG: 0.286 (8, FH) (9, 7)										0	0	0	1	0	0	0					
<b>3 Jorge Cantu, R</b> OBP: 0.311, SLG: 0.497 (1, 4)	G1-3									3	0	1	1	1	0	0					
<b>Aubrey Huff, L</b> OBP: 0.318, SLG: 0.427 <b>13 Carl Crawford, L</b> OBP: 0.331, SLG: 0.469 (9, PR)	F8									3	0	0	0	1	0	3					
<b>31 Jonny Gomes, R</b> OBP: 0.373, SLG: 0.535 (1, 10)	P5									2	0	0	1	1	0	0					
<b>Travis Lee, L</b> OBP: 0.332, SLG: 0.428 <b>Eduardo Perez, R</b> OBP: 0.368, SLG: 0.497 (9, FH)	F8									3	0	1	0	0	0	1					
<b>Alex Gonzalez, R</b> OBP: 0.321, SLG: 0.409 (1, 5)										3	0	1	0	1	0	2					
<b>Toby Hall, R</b> OBP: 0.316, SLG: 0.369 (1, 2)										3	0	0	0	0	0	3					
<b>Joey Gathright, L</b> OBP: 0.313, SLG: 0.340 (1, 8)										3	1	1	0	0	0	0					
<b>Inning Stats</b>	R: 0 E: 0 K: 1 S: 9	H: 0 LOB: 0 BB: 0 P: 15	R: 0 E: 0 K: 0 S: 4	H: 0 LOB: 0 BB: 0 P: 4	R: 0 E: 0 K: 0 S: 9	H: 0 LOB: 0 BB: 1 P: 17	R: 2 E: 0 K: 0 S: 12	H: 3 LOB: 1 BB: 0 P: 18	R: 0 E: 0 K: 0 S: 9	H: 1 LOB: 0 BB: 0 P: 10	R: 0 E: 0 K: 0 S: 4	H: 1 LOB: 1 BB: 1 P: 10	R: 0 E: 0 K: 0 S: 7	H: 1 LOB: 1 BB: 0 P: 10	R: 1 E: 1 K: 1 S: 7	H: 1 LOB: 0 BB: 0 P: 8	R: 0 E: 0 K: 0 S: 4	H: 0 LOB: 1 BB: 2 P: 12	1B: 7 2B: 1 3B: 0 HR: 0	SF: 2 SAC: 0 DP: 2 HBP: 0	WP: 2 PA: 34 CS: 2
<b>PITCHER</b> <b>Rodrigo Lopez, R</b> ERA: 4.9 <b>37 Chris Ray, R</b> ERA: 2.69 <b>Todd Williams, R</b> ERA: 3.3 <b>B.J. Ryan, L</b> ERA: 2.43 (9, 1)	IP: 6.1 WLS: W BF: 24 H: 6 R: 2 ER: 2 SO: 2 BB: 2 IBB: 0 HBP: 0 BLK: 0 WP: 0 HR: 0 S: 51 P: 80 ERA: 2.84 WHIP: 1.263															<b>PITCHER</b> <b>Rodrigo Lopez, R</b> ERA: 4.9 <b>37 Chris Ray, R</b> ERA: 2.69 <b>Todd Williams, R</b> ERA: 3.3 <b>B.J. Ryan, L</b> ERA: 2.43 (9, 1)	IP: 6.1 WLS: W BF: 24 H: 6 R: 2 ER: 2 SO: 2 BB: 2 IBB: 0 HBP: 0 BLK: 0 WP: 0 HR: 0 S: 51 P: 80 ERA: 2.84 WHIP: 1.263				



Batter	1	2	3	4	5	6	7	8	9	AB R H RBI BB SO LOB	TOP																	
<b>Bernie Castro, S</b> (1,4) OBP: 0.360, SLG: 0.350	0-1 B1-3		0-0 G6-3		1-2 L6		1-1 1B		1-2 1B	5 0 2 1 0 0 0	<b>Baltimore Orioles @ Tampa Bay Devil Rays</b> Tropicana Field, St. Petersburg, FL Sun Oct 02 2005, 2:15 PM EDT Att: 17,450 - Dome - 72 F <a href="http://livebaseballscorecards.com">livebaseballscorecards.com</a>																	
<b>B.J. Surhoff, L</b> (1,10) OBP: 0.282, SLG: 0.356	4-2 6 F7 6 WP BB		0-1 F7		1-3 K		1-1 P4		1-3 K	3 0 0 0 1 1 2 1 0 0 0 0 1 1																		
<b>6 Melvin Mora, R</b> (1,5) OBP: 0.348, SLG: 0.474	2-2 F7			2-3 K		1-3 K		2-0 HR	0-3 K	5 1 1 1 0 3 2																		
<b>10 Miguel Tejada, R</b> (1,6) OBP: 0.349, SLG: 0.515	1-2 F8			0-1 P3		0-1 F9		0-2 31 HR 1B		4 1 1 0 0 0 1																		
<b>31 Jay Gibbons, L</b> (1,9) OBP: 0.317, SLG: 0.516		1-2 F8		4-2 BB		2-2 F8		1-1 1B HR		3 1 1 2 1 0 0																		
<b>Walter Young, L</b> (1,3) OBP: 0.376, SLG: 0.424		2-1 G1		0-1 L8			0-3 K	0-0 P5		4 0 0 0 0 1 1 0 0 0 0 0 0 0																		
<b>Chris Gomez, R</b> (8,3) OBP: 0.359, SLG: 0.342																												
<b>Luis Matos, R</b> (1,8) OBP: 0.376, SLG: 0.373		4-1 BB		0-1 HR 1B			0-3 K	2-1 F7		1 1 1 0 1 0 0 2 0 0 0 0 1 0																		
<b>Eric Byrnes, R</b> (6,7) OBP: 0.294, SLG: 0.371																												
<b>David Newhan, L</b> (1,7) OBP: 0.279, SLG: 0.312		0-0 G4-3					1-0 WP 1B	0-2 K		4 1 1 0 0 2 2																		
<b>Sal Fasano, R</b> (1,2) OBP: 0.310, SLG: 0.475			3-2 F8		2-1 HR		1-2 1B HBP		2-2 F8	3 1 1 2 0 0 0 0 0 0 0 0 0 0																		
<b>Geronimo Gil, R</b> (9,2) OBP: 0.220, SLG: 0.312																												
<b>Inning Stats</b>	R: 0 E: 0 K: 0 S: 11	H: 0 LOB: 1 BB: 1 P: 18	R: 0 E: 0 K: 0 S: 7	H: 0 LOB: 1 BB: 1 P: 14	R: 0 E: 0 K: 1 S: 6	H: 0 LOB: 0 BB: 0 P: 9	R: 0 E: 0 K: 1 S: 12	H: 0 LOB: 1 BB: 1 P: 18	R: 2 E: 0 K: 2 S: 14	H: 2 LOB: 0 BB: 0 P: 21	R: 0 E: 0 K: 1 S: 8	H: 0 LOB: 0 BB: 0 P: 11	R: 1 E: 0 K: 2 S: 13	H: 2 LOB: 2 BB: 0 P: 17	R: 3 E: 0 K: 1 S: 12	H: 3 LOB: 0 BB: 0 P: 17	R: 0 E: 0 K: 2 S: 12	H: 1 LOB: 1 BB: 0 P: 16	1B: 5 2B: 0 3B: 0 HR: 3	SF: 0 SAC: 0 DP: 0 HBP: 1	WP: 2 PA: 39 SB: 0 CS: 1							
<b>PITCHER</b>	IP WLS BF H R ER SO BB IBB HBP BLK WP HR S P ERA WHIP											IP WLS BF H R ER SO BB IBB HBP BLK WP HR S P ERA WHIP																
<b>56 Tim Corcoran, R</b> (1,1) ERA: 5.96	4.1		18	2	2	2	2	3	0	0	0	0	1	1	44	72	4.15	1.154										
<b>Jesus Colome, R</b> (5,1) ERA: 4.57	2.2	L	11	2	1	1	4	0	0	1	0	0	1	0	27	36	3.38	0.750										
<b>Joe Borowski, R</b> (8,1) ERA: 4.47	1.0		6	3	3	3	1	0	0	0	0	0	0	2	12	17	27.00	3.000										
<b>Trever Miller, L</b> (9,1) ERA: 4.06	1.0		4	1	0	0	2	0	0	0	0	0	0	0	12	16	0.00	1.000										

Batter	1	2	3	4	5	6	7	8	9	AB R H RBI BB SO LOB	BOTTOM																	
<b>Nick Green, R</b> (1,4) OBP: 0.326, SLG: 0.346	1-2 1B 2B		0-0 B1-3		2-2 F9		0-0 P4		4-1 DI BB	4 1 1 0 1 0 1	<b>Baltimore Orioles @ Tampa Bay Devil Rays</b> Tropicana Field, St. Petersburg, FL Sun Oct 02 2005, 2:15 PM EDT Att: 17,450 - Dome - 72 F <a href="http://livebaseballscorecards.com">livebaseballscorecards.com</a>																	
<b>Damon Hollins, R</b> (1,7) OBP: 0.296, SLG: 0.418	2-2 P3		1-1 HR		0-0 F7		2-2 P4		1-0 G5-3	5 1 1 1 0 0 3																		
<b>Travis Lee, L</b> (1,3) OBP: 0.331, SLG: 0.426	0-3 K		0-0 1B		1-2 G4-3				0-1 G4-3	4 0 1 0 0 1 1																		
<b>Aubrey Huff, L</b> (1,10) OBP: 0.321, SLG: 0.428	4-1 1B BB		0-1 1B		1-0 F7				0-0 1B	3 0 2 0 1 0 0																		
<b>Alex Gonzalez, R</b> (1,6) OBP: 0.323, SLG: 0.410	3-2 1B		2-2 P4		0-0 P5				1-2 1B	4 0 2 1 0 0 2																		
<b>31 Jonny Gomes, R</b> (1,9) OBP: 0.372, SLG: 0.534	1-3 2H K		1-3 K		0-0 2B				1-3 K	4 0 1 0 0 3 6																		
<b>Toby Hall, R</b> (1,2) OBP: 0.315, SLG: 0.368			1-1 G3-6-3 1B		1-1 F7		1-0 F9		0-2 F7	4 0 1 0 0 0 3																		
<b>Eric Munson, L</b> (1,5) OBP: 0.333, SLG: 0.222		1-1 G3-6-3		2-2 G3					1-2 G4-3	4 0 0 0 0 0 1																		
<b>Joey Gathright, L</b> (1,8) OBP: 0.316, SLG: 0.340		2-2 CS 1B		3-2 G6-3					2-3 K	3 0 1 0 1 1 0																		
<b>Inning Stats</b>	R: 1 E: 0 K: 2 S: 18	H: 2 LOB: 2 BB: 1 P: 28	R: 0 E: 0 K: 0 S: 10	H: 2 LOB: 0 BB: 0 P: 14	R: 1 E: 0 K: 1 S: 15	H: 3 LOB: 2 BB: 0 P: 19	R: 0 E: 0 K: 0 S: 8	H: 0 LOB: 0 BB: 0 P: 14	R: 0 E: 0 K: 0 S: 4	H: 1 LOB: 1 BB: 0 P: 6		R: 0 E: 0 K: 0 S: 7	H: 0 LOB: 1 BB: 1 P: 13	R: 0 E: 0 K: 1 S: 13	H: 2 LOB: 2 BB: 0 P: 15	R: 0 E: 0 K: 1 S: 10	H: 0 LOB: 1 BB: 1 P: 18	1B: 7 2B: 2 3B: 0 HR: 1	SF: 0 SAC: 0 DP: 1 HBP: 0	WP: 0 PA: 39 SB: 0 CS: 1								
<b>PITCHER</b>	IP WLS BF H R ER SO BB IBB HBP BLK WP HR S P ERA WHIP											IP WLS BF H R ER SO BB IBB HBP BLK WP HR S P ERA WHIP																
<b>Bruce Chen, L</b> (1,1) ERA: 3.83	6.0	W	25	8	2	2	3	1	0	0	0	0	0	0	20	28	0.00	1.500										
<b>47 Aaron Rakers, R</b> (7,1) ERA: 3.29	2.0	H	9	2	0	0	1	1	0	0	0	0	0	0	9	16	0.00	1.500										
<b>Tim Byrdak, L</b> (9,1) ERA: 4.05	0.2		3	0	0	0	1	1	0	0	0	0	0	0	1	2	0.00	0.000										
<b>37 Chris Ray, R</b> (9,1) ERA: 2.86	0.1		1	0	0	0	0	0	0	0	0	0	0	0	1	2	0.00	0.000										