

Tampa Bay Rays - 2010

Batter	1	2	3	4	5	6	7	8	9	AB	R	H	RBI	BB	SO	LOB	TOP								
8 Jason Bartlett, R (1,6) 15 Reid Brignac, L (4,4) OBP: 0.500, SLG: 0.500	G5-3		E5 30 G6-4-3				P6			2	0	0	0	0	0	1	Tampa Bay Rays @ Baltimore Orioles Ed Smith Stadium, Sarasota, FL Wed Mar 03 2010, 1:16 PM - 3:43 PM EST Att: 5,328 - Partly Cloudy - 54 F								
30 Dioner Navarro, S (1,2) 38 Fernando Perez, R (4,8)			G6-4-3			K		G6-3		2	0	1	0	0	0	2									
18 Ben Zobrist, S (1,4) 28 John Jaso, L (4,2) 26 Joe Dillon, R (8,2)	F7			G4-3			L7	F7		2	0	0	0	0	0	1									
2 B.J. Upton, R (1,8) 63 J.J. Furmaniak, R (4,6) (7,5)	F9			G6-3			G6-3	G4-3		2	0	0	0	0	0	1									
20 Matt Joyce, L (1,9) 27 Desmond Jennings, R (6,9) 69 Angel Chavez, R (9, PR)		4-0 BB		G4-3			K		1-0 HBP	2	0	0	0	1	1	0									
10 Kelly Shoppach, R (1,10) 1 Sean Rodriguez, R (7, PH) (7,10)		0-3 BB							0-3 HBP	2	1	1	0	0	1	1									
24 Dan Johnson, L (1,5) (5,3)										2	1	1	1	0	1	1									
64 Tim Beckham, R (7,6)										3	0	0	0	0	2	2									
43 Ryan Shealy, R (1,3) 37 Elliot Johnson, S (5,5) (7,7)										1	0	0	0	1	0	1									
11 Justin Ruggiano, R (1,7) 32 Chris Richard, L (7,3)										0	0	0	0	0	0	0									
Inning Stats	R: 0 E: 0 K: 0 S: 4	H: 1 LOB: 1 BB: 0 P: 4	R: 0 E: 0 K: 2 S: 6	H: 0 LOB: 0 BB: 1 P: 10	R: 0 E: 1 K: 1 S: 5	H: 0 LOB: 1 BB: 1 P: 9	R: 0 E: 0 K: 0 S: 3	H: 0 LOB: 0 BB: 0 P: 3	R: 1 E: 0 K: 1 S: 7	H: 2 LOB: 2 BB: 1 P: 11	R: 0 E: 0 K: 1 S: 5	H: 0 LOB: 0 BB: 0 P: 5	R: 1 E: 0 K: 2 S: 9	H: 2 LOB: 1 BB: 0 P: 10	R: 0 E: 0 K: 0 S: 3	H: 0 LOB: 0 BB: 0 P: 3		R: 0 E: 0 K: 1 S: 4	H: 0 LOB: 1 BB: 0 P: 5	1B: 4 2B: 0 3B: 0 HR: 1	SF: 0 SAC: 0 DP: 2 HBP: 1	WP: 1 PB: 0 SB: 0 CS: 1	PA: 34		
PITCHER	IP	WLS	BF	H	R	ER	SO	BB	IBB	HBP	BLK	WP	HR	S	P	ERA		WHIP							
46 Jeremy Guthrie, R (1,1) ERA: 1.00	2.0		7	1	0	0	2	1	0	0	0	0	0	10	14	0.00	1.000								
13 Will Ohman, L (3,1) ERA: 0.00	1.0	W	4	0	0	0	1	1	0	0	0	0	0	5	9	0.00	1.000								
26 Cla Meredith, R (4,1) ERA: 0.00	1.0	H	3	0	0	0	0	0	0	0	0	0	0	3	3	0.00	0.000								
45 Dennis Sarfate, R (5,1) ERA: 9.00	1.0	H	6	2	1	1	1	1	0	0	0	1	0	7	11	9.00	3.000								
29 David Hernandez, R (6,1) ERA: 4.5	2.0	H	8	2	1	1	3	0	0	0	0	0	1	14	15	4.50	1.000								
PITCHER	IP	WLS	BF	H	R	ER	SO	BB	IBB	HBP	BLK	WP	HR	S	P	ERA	WHIP								
53 Alberto Castillo, L (8,1) ERA: 0.00	1.0		3	0	0	0	0	0	0	0	0	0	0	3	3	0.00	0.000								
37 Matt Albers, R (9,1) ERA: 0.00	1.0		3	0	0	0	1	0	0	1	0	0	0	4	5	0.00	0.000								


Batter	1	2	3	4	5	6	7	8	9	AB	R	H	RBI	BB	SO	LOB	BOTTOM									
10 Adam Jones, R (1,8) 81 Matt Angle, L (6,8)										2	0	0	0	1	2	0	Tampa Bay Rays @ Baltimore Orioles Ed Smith Stadium, Sarasota, FL Wed Mar 03 2010, 1:16 PM - 3:43 PM EST Att: 5,328 - Partly Cloudy - 54 F									
3 Cesar Izturis, S (1,6) 78 Blake Davis, L (6,6) OBP: 0.500, SLG: 0.500										3	0	0	0	0	1	1										
21 Nick Markakis, L (1,9) 2 Luis Montanez, R (6,9) OBP: 0.500, SLG: 1.000										3	1	2	1	0	0	1										
9 Miguel Tejada, R (1,5) 6 Scott Moore, L (6,5) OBP: 0.500, SLG: 2.000										3	1	1	0	0	0	1										
32 Matt Wieters, S (1,2) 16 Chad Moeller, R (5,2) 79 Adam Donachie, R (9,2)										2	1	0	0	0	0	2										
30 Luke Scott, L (1,7) 82 Jonny Tucker, R (6,7) OBP: 1.000, SLG: 1.000										1	0	1	1	1	0	0										
25 Garrett Atkins, R (1,3) 70 Rhyn Hughes, L (6,3) OBP: 1.000, SLG: 4.000										2	0	1	0	0	0	1										
66 Josh Bell, S (1,10) 72 Caleb Joseph, R (7, PH) (8,10)										2	2	2	4	0	0	0										
15 Justin Turner, R (1,4) 80 Miguel Abreu, R (6,4)										2	0	0	0	0	0	2										
Inning Stats	R: 0 E: 1 K: 1 S: 5	H: 0 LOB: 1 BB: 1 P: 9	R: 0 E: 0 K: 0 S: 2	H: 0 LOB: 0 BB: 1 P: 6	R: 1 E: 0 K: 1 S: 8	H: 1 LOB: 0 BB: 0 P: 10	R: 2 E: 1 K: 0 S: 7	H: 4 LOB: 2 BB: 0 P: 7	R: 1 E: 0 K: 1 S: 7	H: 1 LOB: 0 BB: 0 P: 8	R: 3 E: 0 K: 0 S: 7	H: 2 LOB: 0 BB: 1 P: 12	R: 4 E: 0 K: 0 S: 9	H: 5 LOB: 1 BB: 1 P: 16	R: 1 E: 0 K: 0 S: 4	H: 1 LOB: 1 BB: 0 P: 5		1B: 6 2B: 2 3B: 0 HR: 6	SF: 1 SAC: 0 DP: 2 HBP: 1	WP: 1 PB: 0 SB: 1 CS: 0	PA: 41					
PITCHER	IP	WLS	BF	H	R	ER	SO	BB	IBB	HBP	BLK	WP	HR	S	P	ERA		WHIP								
33 James Shields, R (1,1) ERA: 4.5	1.0		7	1	1	1	1	1	0	0	0	0	1	10	16	4.50		1.000								
22 Matt Garza, R (2,1) ERA: 18.0	2.0	L	7	1	1	1	1	1	0	0	0	0	1	7	7	18.00	4.000									
59 Dale Thayer, R (4,1) ERA: 18.0	1.0		7	4	2	2	0	0	0	0	0	0	0	7	7	18.00	2.000									
76 Heath Phillips, L (5,1) ERA: 18.0	2.0		10	3	4	4	1	1	0	0	0	0	3	14	20	18.00	2.000									
74 Jason Cromer, L (7,1) ERA: 36.0	1.0		8	5	4	4	0	1	0	0	0	1	2	9	16	36.00	6.000									
PITCHER	IP	WLS	BF	H	R	ER	SO	BB	IBB	HBP	BLK	WP	HR	S	P	ERA	WHIP									
72 Richard De Los Santos, R (8,1) ERA: 9.0	1.0		5	1	1	1	0	0	0	1	0	0	0	4	5	9.00	1.000									


AB	30
R	2
H	5
RBI	2
BB	3
SO	8
LOB	15





AB	35
R	12
H	14
RBI	12
BB	4
SO	3
LOB	13



Batter	1	2	3	4	5	6	7	8	9	AB	R	H	RBI	BB	SO	LOB	TOP											
18 Felix Pie, L (1,8) OBP: 1.000, SLG: 3.500 81 Matt Angle, L (3, FR) OBP: 0.600, SLG: 0.333	2-2 HR		0-0 3B		0-0 1B		4-0 BB		0-0 G5-3	2	1	2	1	0	0	0	<p>Baltimore Orioles @ Tampa Bay Rays Charlotte Sports Park, Port Charlotte, FL Thu Mar 04 2010, 1:14 PM - 4:11 PM EST Att: 5,019 - Sunny - 60 F</p> <p>livebaseballscores.com</p> <p>AB 37 R 5 H 9 RBI 5 BB 3 SO 8 LOB 13</p> 											
12 Robert Andino, R (1,6) OBP: 0.333, SLG: 0.333 69 Pedro Florimón, S (6,6)	0-0 G6-3		0-0 P3		1-0 1B		0-3 K		0-3 K	3	1	1	0	0	0	1												
2 Luis Montanez, R (1,9) OBP: 0.400, SLG: 0.200 80 Miguel Abreu, R (6,9)	0-0 G5-3			0-3 K	0-0 2B		0-0 3B		4-0 BB	3	0	1	2	0	1	0												
23 Ty Wigington, R (1,5) OBP: 0.333, SLG: 0.333 66 Josh Bell, S (6,5)	0-0 L8			0-0 1B	0-0 E6		0-0 G3		0-0 FC6-4	3	0	1	0	0	0	1												
6 Scott Moore, L (1,10) OBP: 0.333, SLG: 0.800		0-0 G3-1		4-0 BB	0-0 F7		0-3 K			3	0	0	0	1	1	3												
77 Jeff Salazar, L (1,7) 82 Jonny Tucker, R (6,7)		0-0 G4-3		0-0 F8		0-0 G4-3		0-0 G4-3		3	0	0	0	0	0	2												
58 Brandon Snyder, R (1,3) 70 Rhyné Hughes, L (6, PH) OBP: 0.500, SLG: 2.000		0-0 F8		0-0 F8		0-3 K		0-3 K		2	0	0	0	0	0	2												
15 Craig Tatum, R (1,2) 71 Michel Hernandez, R (5,2) OBP: 0.500, SLG: 0.500			0-0 F8		0-3 K		0-0 K			2	0	0	0	0	1	0												
78 Blake Davis, L (1,4) OBP: 0.250, SLG: 0.250 15 Justin Turner, R (6, PH) OBP: 0.250, SLG: 1.000			0-0 L6		0-0 G4-3		0-0 G6-3		3-2 HR	2	0	0	0	0	0	1												
Inning Stats	R: 1 E: 0 K: 0 S: 6	H: 1 LOB: 0 BB: 0 P: 8	R: 0 E: 0 K: 0 S: 3	H: 0 LOB: 0 BB: 0 P: 3	R: 0 E: 0 K: 0 S: 4	H: 1 LOB: 1 BB: 0 P: 4	R: 0 E: 0 K: 1 S: 6	H: 3 LOB: 2 BB: 0 P: 10	R: 2 E: 1 K: 1 S: 9	H: 1 LOB: 1 BB: 0 P: 6	R: 1 E: 0 K: 2 S: 8	H: 1 LOB: 1 BB: 1 P: 12	R: 0 E: 0 K: 2 S: 7	H: 0 LOB: 0 BB: 0 P: 7	R: 1 E: 0 K: 1 S: 8	H: 1 LOB: 1 BB: 1 P: 15		1B: 4 2B: 1 3B: 2 HR: 2	SF: 0 SAC: 0 DP: 0 HBP: 0	WP: 0 PB: 0 SB: 2 CS: 0	PA: 40							
PITCHER	IP	WLS	BF	H	R	ER	SO	BB	IBB	HBP	BLK	WP	HR	S	P	ERA	WHIP											
34 Jeff Niemann, R (1,1) ERA: 4.5	2.0		7	1	1	1	0	0	0	0	0	0	0	1	9	11	4.50	0.500										
53 Joaquin Benoit, R (3,1) ERA:	1.0	H	4	1	0	0	0	0	0	0	0	0	0	4	4	0.00	1.000											
35 Dan Wheeler, R (4,1) ERA:	1.0	H	5	1	0	0	1	1	0	0	0	0	0	6	10	0.00	2.000											
50 Grant Balfour, R (5,1) ERA: 18.0	1.0	H	7	3	2	2	1	0	0	0	0	0	0	9	10	18.00	3.000											
31 Lance Cormier, R (6,1) ERA: 4.5	2.0	H	9	2	1	1	3	1	0	0	0	0	0	14	18	4.50	1.500											
57 Jake McGee, L (8,1) ERA:	1.0	H	3	0	0	0	2	0	0	0	0	0	0	7	7	0.00	0.000											
56 Alex Torres, L (9,1) ERA: 9.0	1.0	W	5	1	1	1	1	1	0	0	0	0	0	1	8	15	9.00	2.000										

Batter	1	2	3	4	5	6	7	8	9	AB	R	H	RBI	BB	SO	LOB	BOTTOM											
19 Gabe Kapler, R (1,9) OBP: 0.500, SLG: 0.250	0-3 K		0-0 F8		4-0 BB		0-3 K		0-0 1B	2	0	0	0	0	1	0	<p>Baltimore Orioles @ Tampa Bay Rays Charlotte Sports Park, Port Charlotte, FL Thu Mar 04 2010, 1:14 PM - 4:11 PM EST Att: 5,019 - Sunny - 60 F</p> <p>livebaseballscores.com</p> <p>AB 33 R 6 H 7 RBI 6 BB 4 SO 9 LOB 11</p> 											
13 Carl Crawford, L (1,7) 11 Justin Ruggiano, R (5,7) OBP: 0.600, SLG: 0.500	0-3 K		0-0 F7		1-0 1B		0-0 F9			2	0	0	0	0	1	0												
3 Evan Longoria, R (1,5) 32 Chris Richard, L (5,3)	0-2 K			0-0 2B	1-0 F8		0-0 G3			2	1	1	0	0	1	0												
23 Carlos Pena, L (1,3) 69 Angel Chavez, R (5,5)		0-0 HR		0-0 G3	0-0 G4-3		0-0 G4-3			2	1	0	0	0	0	1												
5 Pat Burrell, R (1,10) 61 Nevin Ashley, R (8, PH) (9,10)		0-3 K		0-0 2B	0-3 K		0-0 G3-1			3	1	1	1	0	2	2												
1 Sean Rodriguez, R (1,6) 37 Elliot Johnson, S (6,6) OBP: 0.750, SLG: 2.667 OBP: 0.333, SLG: 1.000		3-2 HR		4-0 BB	0-3 K		0-3 K		0-0 3B	1	1	1	2	1	0	0												
10 Kelly Shoppach, R (1,2) 24 Dan Johnson, L (6,7) 64 Tim Beckham, R (9, FR)		0-3 K		0-0 2B	0-3 K		0-0 F8		4-0 BB	2	0	0	0	0	2	2												
15 Reid Brignac, L (1,4) 41 Jose Lobaton, S (6,2) 26 Joe Dillon, R (9, PH)		0-0 F9		0-0 1B	0-0 P4		0-0 L6		1-0 L6	2	0	1	1	0	0	0												
38 Fernando Perez, R (1,8) 63 J.J. Furmaniak, R (6,4)			0-0 B1-3		0-0 G3		0-0 F9		4-0 IBB	2	0	0	0	0	2	0												
Inning Stats	R: 0 E: 0 K: 3 S: 9	H: 0 LOB: 0 BB: 0 P: 9	R: 2 E: 1 K: 2 S: 11	H: 1 LOB: 0 BB: 0 P: 14	R: 0 E: 0 K: 0 S: 3	H: 0 LOB: 0 BB: 0 P: 3	R: 2 E: 0 K: 1 S: 8	H: 3 LOB: 2 BB: 1 P: 12	R: 1 E: 0 K: 1 S: 6	H: 1 LOB: 1 BB: 1 P: 12	R: 0 E: 0 K: 1 S: 5	H: 0 LOB: 0 BB: 0 P: 5	R: 0 E: 0 K: 1 S: 5	H: 0 LOB: 0 BB: 0 P: 5	R: 0 E: 0 K: 0 S: 3	R: 1 E: 0 K: 0 S: 3		H: 2 LOB: 3 BB: 2 P: 12	1B: 3 2B: 2 3B: 1 HR: 1	SF: 0 SAC: 0 DP: 0 HBP: 0	WP: 0 PB: 0 SB: 2 CS: 0	PA: 37						
PITCHER	IP	WLS	BF	H	R	ER	SO	BB	IBB	HBP	BLK	WP	HR	S	P	ERA	WHIP											
17 Brian Matusz, L (1,1) ERA: 6.75	1.1		6	1	2	1	4	0	0	0	0	0	0	1	16	19	6.75	0.750										
56 Ross Wolf, R (2,1) ERA:	0.2		2	0	0	0	1	0	0	0	0	0	0	4	4	0.00	0.000											
19 Koji Uehara, R (3,1) ERA:	1.0		3	0	0	0	0	0	0	0	0	0	0	3	3	0.00	0.000											
27 Mark Hendrickson, L (4,1) ERA: 18.0	1.0		7	3	2	2	1	1	0	0	0	0	0	8	12	18.00	4.000											
31 Kam Mickolio, R (5,1) ERA: 9.0	1.0		5	1	1	1	1	1	0	0	0	0	0	6	12	9.00	2.000											
49 Jason Berken, R (6,1) ERA:	1.0		3	0	0	0	1	0	0	0	0	0	0	5	5	0.00	0.000											
59 Wilfrido Perez, L (7,1) ERA:	1.0		3	0	0	0	1	0	0	0	0	0	0	5	5	0.00	0.000											
73 Mike Hincley, L (8,1) ERA: 6.75	1.1	L	8	2	1	1	0	1	1	0	0	0	0	6	15	6.75	2.250											

Batter	1	2	3	4	5	6	7	8	9	AB	R	H	RBI	BB	SO	LOB	TOP			
10 Marco Scutaro, R 76 Jose Iglesias, R OBP: 0.333, SLG: 0.200	4-0 20 BB 15 BB 29 1B BB		F9	F9			E6 SH2-4 1B	HBP		2	1	0	0	1	0	1				
15 Dustin Pedroia, R Oscar Tejada, R	4-0 29 1B 68 BB FC4-6 BB		1B		G6-3		SH2-4	K		2	1	1	0	1	0	0				
20 Kevin Youkilis, R Brett Harper, L OBP: 0.500, SLG: 0.500	4-0 68 FC4-6 29 1B 1-2 2-3 BB		K		G6-3		96 BB 1B		K	2	0	0	0	1	1	1				
29 Adrian Beltré, R 96 Yamaico Navarro, R	0-0 68 FC4-6 1-2 2-3 3-H 1B		BB				4-0 1-2 BB		P3	1	0	1	1	2	0	0				
68 Josh Reddick, L 93 Bubba Bell, L	0-0 FC4-6 78 L4-3 1-2 2-3 3-H 1B		F9				0-3 BB		BB	3	0	0	1	0	1	5				
78 Lars Anderson, L	0-0 L4-3 1-1			85 BB 54 1B 81 G6-4-3 BB			0-0 F7		G3	4	1	0	0	1	0	5				
54 Darrell McDonald, R		G3		81 G6-4-3 85 BB 1-2 1B			0-0 F9		E6 50 BB 50 S	4	0	2	0	0	0	0				
85 Che-Hsuan Lin, R 92 Ryan Kalish, L				81 G6-4-3 BB			0-0 F9		K	1	0	0	0	2	0	1				
81 Mark Wagner, R 50 Dusty Brown, R		G6-4-3		81 G6-4-3 BB			0-0 G6-3		F8	2	0	0	0	0	0	3				
Inning Stats	R: 2 E: 0 K: 0 S: 3	H: 1 LOB: 1 BB: 3 P: 15	R: 0 E: 0 K: 0 S: 2	H: 0 LOB: 0 BB: 1 P: 6	R: 0 E: 0 K: 1 S: 6	H: 1 LOB: 1 BB: 2 P: 10	R: 1 E: 0 K: 0 S: 5	H: 1 LOB: 1 BB: 0 P: 4	R: 1 E: 1 K: 1 S: 7	H: 1 LOB: 2 BB: 1 P: 11	R: 0 E: 1 K: 2 S: 8	H: 0 LOB: 2 BB: 0 P: 10	R: 0 E: 0 K: 1 S: 5	H: 0 LOB: 1 BB: 1 P: 9	1B: 5 2B: 1 3B: 0 HR: 0	SF: 0 SAC: 1 DP: 3 HBP: 1	WP: 0 PB: 0 SB: 1 CS: 0	PA: 42		
PITCHER	IP	WLS	BF	H	R	ER	SO	BB	IBB	HBP	BLK	WP	HR	S	P	ERA	WHIP			
21 Andy Sonnanstine, R 36 Randy Choate, L 40 Wade Davis, R 59 Dale Thayer, R 73 Joe Bateman, R	1.0 1.0 1.2 2.1 2.0		6 3 9 9 11	1 0 2 1 1	2 0 1 0 1	2 0 1 0 0	0 0 1 0 3	3 1 3 1 1	0 0 0 0 0	0 0 0 0 1	0 0 0 0 0	0 0 0 0 0	0 0 8 10 15	0 2 20 14 21	15 6 20 14 21	18.00 0.00 5.40 0.00 0.00	4.000 1.000 3.000 0.857 1.000			
72 Richard De Los Santos, R	1.0	W	4	0	0	0	1	1	0	0	0	0	0	5	9	0.00	1.000			
Batter	1	2	3	4	5	6	7	8	9	AB	R	H	RBI	BB	SO	LOB	BOTTOM			
8 Jason Bartlett, R 69 Angel Chavez, R	0-0 G6-3		3 F8 13 1B 1-3 1B	P4			F9			3	0	1	0	0	0	0				
13 Carl Crawford, L 63 J.J. Furmaniak, R	0-3 K		23 S 1-2 3-H 1B		F7		K			3	0	1	1	0	1	0				
3 Evan Longoria, R 43 Ryan Shealy, R	4-0 23 S BB		F8		F9		G5-3			2	0	0	0	1	0	2				
23 Carlos Pena, L 67 Alvin Colina, R	1-0 G3		0-3 K		F7			G6-3		3	0	0	0	0	1	3				
18 Ben Zobrist, S 37 Elliot Johnson, S		K		HR				F7		2	1	1	1	0	1	0				
5 Pat Burrell, R 26 Joe Dillon, R		K		P2			F8		F8	3	0	0	0	0	1	1				
2 B.J. Upton, R 38 Fernando Perez, R			F8		10 HR 1B		F8			3	1	1	0	0	0	1				
10 Kelly Shoppach, R 11 Justin Ruggiano, R			E7 FC1-5 19		1-H HR					2	1	1	2	0	0	0				
19 Gabe Kapler, R 64 Tim Beckham, R			FC1-5 8 1B 13 1B 2-3		G4-3		F9			2	1	0	0	0	0	1				
Inning Stats	R: 0 E: 0 K: 1 S: 5	H: 0 LOB: 1 BB: 1 P: 10	R: 0 E: 0 K: 2 S: 7	H: 0 LOB: 0 BB: 0 P: 7	R: 1 E: 1 K: 1 S: 8	H: 2 LOB: 2 BB: 0 P: 8	R: 3 E: 0 K: 0 S: 6	H: 3 LOB: 0 BB: 0 P: 6	R: 0 E: 0 K: 0 S: 3	H: 1 LOB: 2 BB: 1 P: 8	R: 0 E: 0 K: 1 S: 5	H: 0 LOB: 0 BB: 0 P: 5	R: 0 E: 0 K: 0 S: 3	H: 0 LOB: 0 BB: 0 P: 3	R: 2 E: 0 K: 0 S: 3	H: 2 LOB: 0 BB: 0 P: 6	1B: 3 2B: 1 3B: 1 HR: 3	SF: 0 SAC: 0 DP: 0 HBP: 0	WP: 0 PB: 0 SB: 2 CS: 0	PA: 35
PITCHER	IP	WLS	BF	H	R	ER	SO	BB	IBB	HBP	BLK	WP	HR	S	P	ERA	WHIP			
73 Felix Doubront, L 82 Adam Mills, R 59 Fabio Castro, L 97 Kyle Weiland, R 83 Kris Johnson, L	2.0 2.0 2.0 2.0 0.0	B	12 8 6 2	5 1 0 2	4 0 0 2	3 0 0 2	0 0 0 0	1 0 0 0	0 0 0 0	0 0 0 0	0 0 0 0	0 0 0 0	0 0 0 0	2 7 8 1	14 11 8 6	13.50 0.00 0.00 ∞	2.500 1.000 0.000 ∞			
Boston Red Sox @ Tampa Bay Rays	<p>Charlotte Sports Park, Port Charlotte, FL Sat Mar 06 2010, 1:29 PM - 4:13 PM EST Att: 7,681 - Sunny - 65 F</p>																			
Boston Red Sox @ Tampa Bay Rays	<p>Charlotte Sports Park, Port Charlotte, FL Sat Mar 06 2010, 1:29 PM - 4:13 PM EST Att: 7,681 - Sunny - 65 F</p>																			
	<p>AB R H RBI BB SO LOB</p> <p>WP: 0 PA: 42 PB: 0 SB: 1 CS: 0</p> <p>AB 30 R 4 H 5 RBI 3 BB 10 SO 6 LOB 23</p> 																			
	<p>AB 33 R 6 H 8 RBI 6 BB 2 SO 5 LOB 10</p> 																			

Batter	1	2	3	4	5	6	7	8	9	10	AB	R	H	RBI	BB	SO	LOB	TOP					
5 Ronny Cedeno, R 80 Jordy Mercer, R	K		F7		P3		G3			BB	3	0	0	0	0	1	1						
15 Andy LaRoche, R 6 Josh Harrison, R	K		K		G6-3		G6-3			2B	3	0	0	0	0	2	1						
85 Lastings Milledge, R 50 Miles Durham, R	1B		F8							K	2	0	1	0	1	0	1						
19 Ryan Church, L 58 John Raynor, R	K		G1-3				E1			1B	3	0	0	0	0	1	2						
6 Jeff Clement, L		K	F7				G4-6-3			K2-3	4	0	0	0	0	2	3						
31 Jose Tabata, R							G5-3			G5-3	4	1	2	0	0	0	1						
17 Pedro Alvarez, L										F8	4	1	2	1	0	0	1						
67 Erik Kratz, R 55 Tony Sanchez, R										G1-3	2	0	0	0	0	0	2						
5 Ramon Vazquez, L 80 Brian Friday, R										F8	2	0	1	0	0	0	0						
Inning Stats	R: 0 E: 0 K: 3 S: 10	H: 1 LOB: 1 BB: 0 P: 10	R: 0 E: 0 K: 1 S: 6	H: 1 LOB: 1 BB: 0 P: 6	R: 0 E: 0 K: 1 S: 6	H: 1 LOB: 1 BB: 0 P: 6	R: 1 E: 0 K: 0 S: 5	H: 2 LOB: 1 BB: 0 P: 5	R: 0 E: 0 K: 0 S: 3	H: 0 LOB: 0 BB: 0 P: 3	R: 0 E: 1 K: 0 S: 3	H: 0 LOB: 1 BB: 1 P: 7	R: 2 E: 0 K: 1 S: 9	H: 2 LOB: 0 BB: 0 P: 11	R: 0 E: 0 K: 2 S: 7	H: 1 LOB: 0 BB: 0 P: 8	R: 0 E: 0 K: 0 S: 3	H: 0 LOB: 0 BB: 0 P: 3	R: 0 E: 0 K: 1 S: 5	H: 1 LOB: 1 BB: 1 P: 9	1B: 5 2B: 1 3B: 2 HR: 1	SF: 0 SAC: 0 DP: 1 HBP: 0	WP: 0 PA: 39 PB: 0 SB: 0 CS: 1
PITCHER	IP WLS BF H R ER SO BB IBB HBP BLK WP HR S P ERA WHIP	IP WLS BF H R ER SO BB IBB HBP BLK WP HR S P ERA WHIP	IP WLS BF H R ER SO BB IBB HBP BLK WP HR S P ERA WHIP	IP WLS BF H R ER SO BB IBB HBP BLK WP HR S P ERA WHIP	IP WLS BF H R ER SO BB IBB HBP BLK WP HR S P ERA WHIP	IP WLS BF H R ER SO BB IBB HBP BLK WP HR S P ERA WHIP	IP WLS BF H R ER SO BB IBB HBP BLK WP HR S P ERA WHIP	IP WLS BF H R ER SO BB IBB HBP BLK WP HR S P ERA WHIP	IP WLS BF H R ER SO BB IBB HBP BLK WP HR S P ERA WHIP	IP WLS BF H R ER SO BB IBB HBP BLK WP HR S P ERA WHIP	IP WLS BF H R ER SO BB IBB HBP BLK WP HR S P ERA WHIP	IP WLS BF H R ER SO BB IBB HBP BLK WP HR S P ERA WHIP	IP WLS BF H R ER SO BB IBB HBP BLK WP HR S P ERA WHIP	IP WLS BF H R ER SO BB IBB HBP BLK WP HR S P ERA WHIP	IP WLS BF H R ER SO BB IBB HBP BLK WP HR S P ERA WHIP	IP WLS BF H R ER SO BB IBB HBP BLK WP HR S P ERA WHIP	IP WLS BF H R ER SO BB IBB HBP BLK WP HR S P ERA WHIP	IP WLS BF H R ER SO BB IBB HBP BLK WP HR S P ERA WHIP	IP WLS BF H R ER SO BB IBB HBP BLK WP HR S P ERA WHIP	IP WLS BF H R ER SO BB IBB HBP BLK WP HR S P ERA WHIP	IP WLS BF H R ER SO BB IBB HBP BLK WP HR S P ERA WHIP	IP WLS BF H R ER SO BB IBB HBP BLK WP HR S P ERA WHIP	
22 Matt Garza, R 31 Lance Cormier, R 47 Jeff Bennett, R 54 Mike Ekstrom, R 56 Alex Torres, L	2.0 B 8 2 1 1 0 0 0 0 0 0 0 8 8 4.50 1.000	2.0 B 9 2 2 2 1 1 0 0 0 0 0 1 12 18 9.00 1.500	2.0 W 7 1 0 0 1 1 0 0 0 0 0 0 8 12 0.00 1.000	2.0 W 7 1 0 0 1 1 0 0 0 0 0 0 8 12 0.00 1.000	2.0 W 7 1 0 0 1 1 0 0 0 0 0 0 8 12 0.00 1.000	2.0 W 7 1 0 0 1 1 0 0 0 0 0 0 8 12 0.00 1.000	2.0 W 7 1 0 0 1 1 0 0 0 0 0 0 8 12 0.00 1.000	2.0 W 7 1 0 0 1 1 0 0 0 0 0 0 8 12 0.00 1.000	2.0 W 7 1 0 0 1 1 0 0 0 0 0 0 8 12 0.00 1.000	2.0 W 7 1 0 0 1 1 0 0 0 0 0 0 8 12 0.00 1.000	2.0 W 7 1 0 0 1 1 0 0 0 0 0 0 8 12 0.00 1.000	2.0 W 7 1 0 0 1 1 0 0 0 0 0 0 8 12 0.00 1.000	2.0 W 7 1 0 0 1 1 0 0 0 0 0 0 8 12 0.00 1.000	2.0 W 7 1 0 0 1 1 0 0 0 0 0 0 8 12 0.00 1.000	2.0 W 7 1 0 0 1 1 0 0 0 0 0 0 8 12 0.00 1.000	2.0 W 7 1 0 0 1 1 0 0 0 0 0 0 8 12 0.00 1.000	2.0 W 7 1 0 0 1 1 0 0 0 0 0 0 8 12 0.00 1.000	2.0 W 7 1 0 0 1 1 0 0 0 0 0 0 8 12 0.00 1.000	2.0 W 7 1 0 0 1 1 0 0 0 0 0 0 8 12 0.00 1.000	2.0 W 7 1 0 0 1 1 0 0 0 0 0 0 8 12 0.00 1.000	2.0 W 7 1 0 0 1 1 0 0 0 0 0 0 8 12 0.00 1.000	2.0 W 7 1 0 0 1 1 0 0 0 0 0 0 8 12 0.00 1.000	2.0 W 7 1 0 0 1 1 0 0 0 0 0 0 8 12 0.00 1.000

Pittsburgh Pirates @ Tampa Bay Rays
Charlotte Sports Park, Port Charlotte, FL
Mon Mar 08 2010, 1:21 PM - 4:25 PM EST
Att: 4,377 - Sunny - 71 F


AB 37
R 3
H 9
RBI 3
BB 2
SO 9
LOB 14



Batter	1	2	3	4	5	6	7	8	9	10	AB	R	H	RBI	BB	SO	LOB	BOTTOM						
8 Jason Bartlett, R 15 Reid Brignac, L	BB	G6-3					F8			F8	2	1	0	0	1	1	2							
13 Carl Crawford, L 28 John Jaso, L	G4-3		K				G3-1			BB	3	0	0	0	0	1	1							
3 Evan Longoria, R 24 Dan Johnson, L	1B		BB				G5-3			2B	2	0	1	0	1	0	0							
18 Ben Zobrist, S 63 J.J. Furmaniak, R	SF8		E6				K			F9	2	0	0	1	0	1	1							
5 Pat Burrell, R 26 Joe Dillon, R	BB		F8				G6-3			P4	2	0	0	0	1	0	2							
2 B.J. Upton, R 20 Matt Joyce, L	F9		F9							1B	2	1	1	0	0	0	1							
10 Kelly Shoppach, R 1 Sean Rodriguez, R	K						G6-3			BB	3	0	1	1	0	1	2							
27 Desmond Jennings, R 38 Fernando Perez, R	1B									K	3	0	1	0	0	1	1							
32 Chris Richard, L 69 Angel Chavez, R	BB									1B	2	0	1	1	0	0	1							
Inning Stats	R: 1 E: 0 K: 0 S: 4	H: 1 LOB: 2 BB: 2 P: 12	R: 0 E: 0 K: 1 S: 5	H: 1 LOB: 1 BB: 1 P: 9	R: 0 E: 1 K: 1 S: 6	H: 0 LOB: 2 BB: 1 P: 10	R: 0 E: 0 K: 2 S: 8	H: 1 LOB: 1 BB: 0 P: 8	R: 0 E: 0 K: 1 S: 5	H: 0 LOB: 0 BB: 0 P: 5	R: 0 E: 0 K: 1 S: 4	H: 1 LOB: 1 BB: 0 P: 4	R: 0 E: 0 K: 1 S: 5	H: 0 LOB: 0 BB: 0 P: 5	R: 2 E: 0 K: 1 S: 8	H: 3 LOB: 1 BB: 0 P: 8	R: 0 E: 0 K: 0 S: 4	H: 1 LOB: 2 BB: 1 P: 8	R: 1 E: 0 K: 1 S: 6	H: 2 LOB: 1 BB: 0 P: 6	1B: 5 2B: 5 3B: 0 HR: 0	SF: 1 SAC: 0 DP: 0 HBP: 0	WP: 0 PA: 44 PB: 1 SB: 0 CS: 1	
PITCHER	IP WLS BF H R ER SO BB IBB HBP BLK WP HR S P ERA WHIP	IP WLS BF H R ER SO BB IBB HBP BLK WP HR S P ERA WHIP	IP WLS BF H R ER SO BB IBB HBP BLK WP HR S P ERA WHIP	IP WLS BF H R ER SO BB IBB HBP BLK WP HR S P ERA WHIP	IP WLS BF H R ER SO BB IBB HBP BLK WP HR S P ERA WHIP	IP WLS BF H R ER SO BB IBB HBP BLK WP HR S P ERA WHIP	IP WLS BF H R ER SO BB IBB HBP BLK WP HR S P ERA WHIP	IP WLS BF H R ER SO BB IBB HBP BLK WP HR S P ERA WHIP	IP WLS BF H R ER SO BB IBB HBP BLK WP HR S P ERA WHIP	IP WLS BF H R ER SO BB IBB HBP BLK WP HR S P ERA WHIP	IP WLS BF H R ER SO BB IBB HBP BLK WP HR S P ERA WHIP	IP WLS BF H R ER SO BB IBB HBP BLK WP HR S P ERA WHIP	IP WLS BF H R ER SO BB IBB HBP BLK WP HR S P ERA WHIP	IP WLS BF H R ER SO BB IBB HBP BLK WP HR S P ERA WHIP	IP WLS BF H R ER SO BB IBB HBP BLK WP HR S P ERA WHIP	IP WLS BF H R ER SO BB IBB HBP BLK WP HR S P ERA WHIP	IP WLS BF H R ER SO BB IBB HBP BLK WP HR S P ERA WHIP	IP WLS BF H R ER SO BB IBB HBP BLK WP HR S P ERA WHIP	IP WLS BF H R ER SO BB IBB HBP BLK WP HR S P ERA WHIP	IP WLS BF H R ER SO BB IBB HBP BLK WP HR S P ERA WHIP	IP WLS BF H R ER SO BB IBB HBP BLK WP HR S P ERA WHIP	IP WLS BF H R ER SO BB IBB HBP BLK WP HR S P ERA WHIP	IP WLS BF H R ER SO BB IBB HBP BLK WP HR S P ERA WHIP	
32 Brad Lincoln, R 74 Brian Bass, R 27 Jeff Karstens, R 70 Jack Taschner, L 47 Evan Meek, R	2.0 9 1 0 0 3 1 0 0 0 0 0 0 14 18 0.00 1.000	2.0 7 1 0 0 1 0 0 0 0 0 0 0 9 9 0.00 0.500	1.0 H 3 0 0 0 1 0 0 0 0 0 0 5 5 0.00 0.000	1.0 B 6 3 2 2 1 0 0 0 0 0 0 8 8 18.00 3.000	2.0 9 1 0 0 3 1 0 0 0 0 0 0 14 18 0.00 1.000	2.0 7 1 0 0 1 0 0 0 0 0 0 0 9 9 0.00 0.500	1.0 H 3 0 0 0 1 0 0 0 0 0 0 5 5 0.00 0.000	1.0 B 6 3 2 2 1 0 0 0 0 0 0 8 8 18.00 3.000	2.0 9 1 0 0 3 1 0 0 0 0 0 0 14 18 0.00 1.000	2.0 7 1 0 0 1 0 0 0 0 0 0 0 9 9 0.00 0.500	1.0 H 3 0 0 0 1 0 0 0 0 0 0 5 5 0.00 0.000	1.0 B 6 3 2 2 1 0 0 0 0 0 0 8 8 18.00 3.000	2.0 9 1 0 0 3 1 0 0 0 0 0 0 14 18 0.00 1.000	2.0 7 1 0 0 1 0 0 0 0 0 0 0 9 9 0.00 0.500	1.0 H 3 0 0 0 1 0 0 0 0 0 0 5 5 0.00 0.000	1.0 B 6 3 2 2 1 0 0 0 0 0 0 8 8 18.00 3.000	2.0 9 1 0 0 3 1 0 0 0 0 0 0 14 18 0.00 1.000	2.0 7 1 0 0 1 0 0 0 0 0 0 0 9 9 0.00 0.500	1.0 H 3 0 0 0 1 0 0 0 0 0 0 5 5 0.00 0.000	1.0 B 6 3 2 2 1 0 0 0 0 0 0 8 8 18.00 3.000	2.0 9 1 0 0 3 1 0 0 0 0 0 0 14 18 0.00 1.000	2.0 7 1 0 0 1 0 0 0 0 0 0 0 9 9 0.00 0.500	1.0 H 3 0 0 0 1 0 0 0 0 0 0 5 5 0.00 0.000	1.0 B 6 3 2 2 1 0 0 0 0 0 0 8 8 18.00 3.000

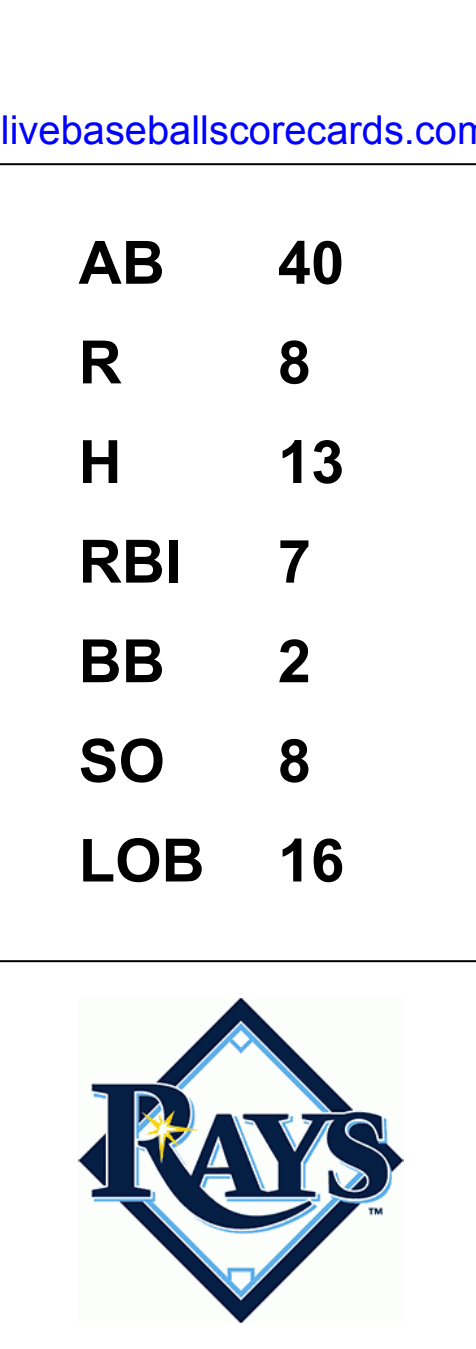
Pittsburgh Pirates @ Tampa Bay Rays
Charlotte Sports Park, Port Charlotte, FL
Mon Mar 08 2010, 1:21 PM - 4:25 PM EST
Att: 4,377 - Sunny - 71 F

AB 38
R 4
H 10
RBI 4
BB 5
SO 8
LOB 18



Batter	1	2	3	4	5	6	7	8	9	AB	R	H	RBI	BB	SO	LOB	TOP			
8 Jason Bartlett, R (1, 6) OBP: 0.500, SLG: 0.667 11 Justin Ruggiano, R (5, FH) OBP: 0.563, SLG: 0.786 (5, 7)	4-0 BB 19 F		X 0-0 1B 19 G5-3	X 0-0 2B 18 1B 1-H 2-H	X 0-0 1B 19 S 3-H			X 0-0 1B 41 CS		2 2 2 2 1 0 0 2 0 2 1 0 0 0										
19 Gabe Kapler, R (1, 7) 41 Jose Lobaton, S (5, 2)	0-3 K 1-K		X 0-0 G5-3 1-2	X 0-0 G6-3	X 1-0 G5-3 1-2			X 0-3 K 1-2		4 0 0 0 0 1 4 1 0 0 0 0 1 1										
18 Ben Zobrist, S (1, 9) 37 Elliot Johnson, S (5, 8)	0-0 P3		X 0-3 K 2	X 0-0 1B 2 2B 3-H		X 0-0 G3		X 0-3 K 3		3 0 1 1 0 1 2 2 0 0 0 0 1 0										
5 Pat Burrell, R (1, 10) 26 Joe Dillon, R (6, FH)	0-0 E5		X 0-0 F9	X 0-0 P2		X 0-0 F7		X 0-3 K 1		3 0 0 0 0 0 2 2 0 0 0 0 1 0										
2 B.J. Upton, R (1, 8) 20 Matt Joyce, L (5, 9)	0-0 G5-3		X 0-0 1B 10 1B 10 1B 10 1B	X 0-0 1B 10 1B 10 1B 10 1B		X 0-0 1B 69 S		X 0-3 K 2		3 1 2 0 0 0 1 2 0 1 0 0 1 0										
1 Sean Rodriguez, R (1, 4) 69 Angel Chavez, R (5, 5)		X 0-3 K 1	X 0-0 1B 10 1B 10 1B 10 1B	X 0-0 G5-3		X 1-0 G6-3 1-2		X 0-0 F9 3		2 1 0 0 1 1 2 2 0 0 0 0 0 1										
10 Kelly Shoppach, R (1, 2) 32 Chris Richard, L (5, 3)		X 0-0 1B	X 0-0 1B 15 1B 1-2 2-3	X 0-0 G1-3		X 0-0 L4				3 1 2 0 0 0 0 1 0 0 0 0 0 0							AB 40 R 8 H 13 RBI 7 BB 2 SO 8 LOB 16			
43 Ryan Shealy, R (1, 3) 63 J.J. Furmanik, R (5, 4)		X 0-3 K 2	X 0-0 1B 15 1B 8 2B 1-2 2-3 3-H	X 0-0 2B 15 1B 11 1B G4-1		X 0-0 F7 2		X 0-0 F7 3		3 2 2 1 0 1 1 1 0 0 0 0 0 0										
15 Reid Brignac, L (1, 5) 64 Tim Beckham, R (5, 6)		X 0-0 P6	X 0-0 1B 8 2B 1-2 2-H 3-H	X 0-0 G4-1 2-3		X 0-0 F7				3 1 1 2 0 0 2 1 0 0 0 0 0 0										
Inning Stats	R: 1 E: 2 K: 1 S: 6	H: 0 LOB: 1 BB: 1 P: 10	R: 0 E: 0 K: 2 S: 8	H: 1 LOB: 1 BB: 0 P: 8	R: 0 E: 0 K: 1 S: 6	H: 1 LOB: 2 BB: 0 P: 14	R: 1 E: 0 K: 0 S: 5	H: 2 LOB: 1 BB: 0 P: 6	R: 0 E: 0 K: 0 S: 4	H: 1 LOB: 1 BB: 0 P: 5	R: 0 E: 0 K: 0 S: 3	H: 0 LOB: 0 BB: 0 P: 3	R: 0 E: 0 K: 2 S: 7	H: 1 LOB: 0 BB: 0 P: 7	R: 0 E: 0 K: 2 S: 7	H: 0 LOB: 0 BB: 0 P: 7	1B: 10 2B: 3 3B: 0 HR: 0	SF: 0 SAC: 0 DP: 0 HBP: 0	WP: 0 PB: 0 SB: 2 CS: 1	PA: 42
PITCHER	IP WLS BF H R ER SO	IP WLS BF H R ER SO	IP WLS BF H R ER SO	IP WLS BF H R ER SO	IP WLS BF H R ER SO	IP WLS BF H R ER SO	IP WLS BF H R ER SO	IP WLS BF H R ER SO	IP WLS BF H R ER SO	IP WLS BF H R ER SO	IP WLS BF H R ER SO	IP WLS BF H R ER SO	IP WLS BF H R ER SO	IP WLS BF H R ER SO	IP WLS BF H R ER SO	IP WLS BF H R ER SO	ERA WHIP	ERA WHIP	ERA WHIP	ERA WHIP
31 Jon Lester, L (1, 1) ERA: 9.82	2.2 L 12 2 1 0 4	2.0 L 11 7 6 6 0	1.0 L 7 2 0 0 0	1.0 L 7 2 0 0 0	1.0 L 7 2 0 0 0	1.0 L 7 2 0 0 0	1.0 L 7 2 0 0 0	1.0 L 7 2 0 0 0	1.0 L 7 2 0 0 0	1.0 L 7 2 0 0 0	1.0 L 7 2 0 0 0	1.0 L 7 2 0 0 0	1.0 L 7 2 0 0 0	1.0 L 7 2 0 0 0	1.0 L 7 2 0 0 0	1.0 L 7 2 0 0 0	0.00 1.125	0.00 0.000	0.00 0.000	0.00 0.000
82 Adam Mills, R (3, 1) ERA: 27.0	0.1 L 1 0 0 0 0	0.1 L 1 0 0 0 0	0.1 L 1 0 0 0 0	0.1 L 1 0 0 0 0	0.1 L 1 0 0 0 0	0.1 L 1 0 0 0 0	0.1 L 1 0 0 0 0	0.1 L 1 0 0 0 0	0.1 L 1 0 0 0 0	0.1 L 1 0 0 0 0	0.1 L 1 0 0 0 0	0.1 L 1 0 0 0 0	0.1 L 1 0 0 0 0	0.1 L 1 0 0 0 0	0.1 L 1 0 0 0 0	0.1 L 1 0 0 0 0	0.00 0.000	0.00 0.000	0.00 0.000	0.00 0.000
74 Robert Manuel, R (4, 1) ERA: 3.0	1.0 L 5 2 1 1 0	1.0 L 5 2 1 1 0	1.0 L 5 2 1 1 0	1.0 L 5 2 1 1 0	1.0 L 5 2 1 1 0	1.0 L 5 2 1 1 0	1.0 L 5 2 1 1 0	1.0 L 5 2 1 1 0	1.0 L 5 2 1 1 0	1.0 L 5 2 1 1 0	1.0 L 5 2 1 1 0	1.0 L 5 2 1 1 0	1.0 L 5 2 1 1 0	1.0 L 5 2 1 1 0	1.0 L 5 2 1 1 0	1.0 L 5 2 1 1 0	9.00 2.000	9.00 2.000	9.00 2.000	9.00 2.000
55 Brian Shouse, L (5, 1) ERA: 3.0	1.0 L 4 1 0 0 0	1.0 L 4 1 0 0 0	1.0 L 4 1 0 0 0	1.0 L 4 1 0 0 0	1.0 L 4 1 0 0 0	1.0 L 4 1 0 0 0	1.0 L 4 1 0 0 0	1.0 L 4 1 0 0 0	1.0 L 4 1 0 0 0	1.0 L 4 1 0 0 0	1.0 L 4 1 0 0 0	1.0 L 4 1 0 0 0	1.0 L 4 1 0 0 0	1.0 L 4 1 0 0 0	1.0 L 4 1 0 0 0	1.0 L 4 1 0 0 0	0.00 1.000	0.00 1.000	0.00 1.000	0.00 1.000
56 Jonathan Papelbon, R (6, 1) ERA: 3.0	1.0 L 4 1 0 0 0	1.0 L 4 1 0 0 0	1.0 L 4 1 0 0 0	1.0 L 4 1 0 0 0	1.0 L 4 1 0 0 0	1.0 L 4 1 0 0 0	1.0 L 4 1 0 0 0	1.0 L 4 1 0 0 0	1.0 L 4 1 0 0 0	1.0 L 4 1 0 0 0	1.0 L 4 1 0 0 0	1.0 L 4 1 0 0 0	1.0 L 4 1 0 0 0	1.0 L 4 1 0 0 0	1.0 L 4 1 0 0 0	1.0 L 4 1 0 0 0	0.00 1.000	0.00 1.000	0.00 1.000	0.00 1.000

Tampa Bay Rays @ Boston Red Sox
City of Palms Park, Ft. Myers, FL
Wed Mar 10, 2010, 1:16 PM - 4:28 PM EST
Att: 8,166 - Partly Cloudy - 78 F



Batter	1	2	3	4	5	6	7	8	9	AB	R	H	RBI	BB	SO	LOB	BOTTOM			
2 Jacoby Ellsbury, L (1, 7) OBP: 0.308, SLG: 0.750 91 Luis Exposito, R (5, 2) OBP: 0.143, SLG: 0.286	0-0 F7		X 2-1 HR 20 2B	X 1-1 HR 1-H		X 0-0 G6-3		X 0-0 G5-3		3 2 2 3 0 0 0 2 0 0 0 0 0 0										
15 Dustin Pedroia, R (1, 4) OBP: 0.500, SLG: 0.545 70 Tug Hulett, L (4, FR) OBP: 0.242, SLG: 0.857 (5, 4)	0-3 K		X 0-0 1B 20 2B	X 0-0 2B		X 0-0 2B		X 0-0 K		3 1 2 0 0 1 0 2 0 1 0 0 1 0										
41 Victor Martinez, S (1, 10) 96 Yamaico Navarro, R (8, FH) OBP: 0.250, SLG: 0.267 (9, 10)	0-0 P2		X 0-0 1B	X 0-0 F7		X 0-0 G1-3		X 0-0 1B 75 FC6-4		4 0 0 0 0 0 4 1 0 1 0 0 0 0										
20 Kevin Youkilis, R (1, 3) OBP: 0.455, SLG: 0.444 75 Aaron Bates, R (5, 3) OBP: 0.333, SLG: 0.250		X 0-0 1B 10 G5-3 23 1B	X 0-0 2B 23 BB 1-H	X 0-0 L7		X 1-3 K		X 0-0 FC6-4 1-2		3 1 2 1 0 0 2 2 0 0 0 0 1 2										
29 Adrian Beltré, R (1, 5) OBP: 0.571, SLG: 0.400 62 Angel Sanchez, R (4, 5) OBP: 0.250, SLG: 0.286		X 0-0 1B 23 1B 22 G1-3	X 0-0 F8	X 0-3 K		X 0-0 G6-3		X 0-0 G5-3		2 1 1 0 0 0 1 3 0 0 0 0 1 2										
10 Marco Scutaro, R (1, 6) OBP: 0.384, SLG: 0.222 76 Jose Iglesias, R (6, 6) OBP: 0.300, SLG: 0.556		X 0-0 G5-3 1-2 2-3	X 4-0 BB 23 BB		X 0-0 G6-3		X 0-0 G6-3		X 0-0 G1-3		2 0 0 0 1 0 2 2 0 0 0 0 0 0									
23 Mike Cameron, R (1, 8) OBP: 0.455, SLG: 0.286 85 Che-Hsuan Lin, R (6, 8) OBP: 0.455, SLG: 0.250		X 0-0 1B 22 G1-3 2-3 3-H	X 4-0 BB 1-2 2-3		X 0-0 F8		X 0-0 1B 92 WP		X 0-0 G4-3		2 0 1 1 1 0 0 2 0 1 0 0 0 0							AB 39 R 6 H 12 RBI 6 BB 4 SO 4 LOB 21		
22 Bill Hall, R (1, 9) OBP: 0.400, SLG: 0.182 92 Ryan Kalish, L (4, FR) OBP: 0.462, SLG: 0.300 (5, 7)		X 0-0 G1-3 1-2	X 0-0 P2		X 4-0 BB 54 FC5-4		X 1-2 BB		X 0-0 G5-3		2 0 0 1 0 0 4 0 0 0 0 2 0 0									
50 Dusty Brown, R (1, 2) OBP: 0.444, SLG: 0.500 54 Darrell McDonald, R (4, FR) OBP: 0.400, SLG: 0.444 (5, 7)		X 0-0 G5-3 3-H	X 0-0 1B 2 HR		X 0-0 FC5-4 1-2		X 0-0 G5-3				2 0 1 0 0 0 1 2 1 0 0 0 0 3									
Inning Stats	R: 0 E: 0 K: 1 S: 5	H: 3 LOB: 1 BB: 0 P: 6	R: 2 E: 0 K: 0 S: 7	H: 3 LOB: 2 BB: 2 P: 17	R: 2 E: 0 K: 1 S: 9	H: 3 LOB: 1 BB: 0 P: 10	R: 0 E: 0 K: 0 S: 3	H: 1 LOB: 1 BB: 0 P: 7	R: 0 E: 0 K: 0 S: 4	H: 1 LOB: 2 BB: 1 P: 8	R: 0 E: 0 K: 1 S: 6	H: 1 LOB: 1 BB: 0 P: 6	R: 0 E: 0 K: 0 S: 3	H: 0 LOB: 0 BB: 0 P: 3	R: 0 E: 0 K: 0 S: 3	H: 0 LOB: 0 BB: 0 P: 3	1B: 7 2B: 3 3B: 0 HR: 2	SF: 0 SAC: 0 DP: 0 HBP: 0	WP: 1 PB: 0 SB: 0 CS: 0	PA: 43
PITCHER	IP WLS BF H R ER SO	IP WLS BF H R ER SO	IP WLS BF H R ER SO	IP WLS BF H R ER SO	IP WLS BF H R ER SO	IP WLS BF H R ER SO	IP WLS BF H R ER SO	IP WLS BF H R ER SO	IP WLS BF H R ER SO	IP WLS BF H R ER SO	IP WLS BF H R ER SO	IP WLS BF H R ER SO	IP WLS BF H R ER SO	IP WLS BF H R ER SO	IP WLS BF H R ER SO	IP WLS BF H R ER SO	ERA WHIP	ERA WHIP	ERA WHIP	ERA WHIP
14 David Price, L (1, 1) ERA: 6.75	1.0 W 12 4 2 2 0	2.0 W 12 4 2 2 0	1.0 H 6 3 2 2 1	1.0 H 4 0 0 0 0	1.0 H 4 0 0 0 0	1.0 H 4 0 0 0 0	1.0 H 4 0 0 0 0	1.0 H 4 0 0 0 0	1.0 H 4 0 0 0 0	1.0 H 4 0 0 0 0	1.0 H 4 0 0 0 0	1.0 H 4 0 0 0 0	1.0 H 4 0 0 0 0	1.0 H 4 0 0 0 0	1.0 H 4 0 0 0 0	1.0 H 4 0 0 0 0	18.00 2.000	9.00 3.000	18.00 3.000	0.00 1.000
73 Joe Bateman, R (2, 1) ERA: 4.5	2.0 W 12 4 2 2 0	2.0 W 12 4 2 2 0	1.0 H 6 3 2 2 1	1.0 H 4 0 0 0 0	1.0 H 4 0 0 0 0	1.0 H 4 0 0 0 0	1.0 H 4 0 0 0 0	1.0 H 4 0 0 0 0	1.0 H 4 0 0 0 0	1.0 H 4 0 0 0 0	1.0 H 4 0 0 0 0	1.0 H 4 0 0 0 0	1.0 H 4 0 0 0 0	1.0 H 4 0 0 0 0	1.0 H 4 0 0 0 0	1.0 H 4 0 0 0 0	9.00 3.000	9.00 3.000	9.00 3.000	0.00 1.000
53 Joaquin Benoit, R (4, 1) ERA: 9.0	1.0 H 6 3 2 2 1	1.0 H 6 3 2 2 1	1.0 H 6 3 2 2 1	1.0 H 4 0 0 0 0	1.0 H 4 0 0 0 0	1.0 H 4 0 0 0 0	1.0 H 4 0 0 0 0	1.0 H 4 0 0 0 0	1.0 H 4 0 0 0 0	1.0 H 4 0 0 0 0	1.0 H 4 0 0 0 0	1.0 H 4 0 0 0 0	1.0 H 4 0 0 0 0	1.0 H 4 0 0 0 0	1.0 H 4 0 0 0 0	1.0 H 4 0 0 0 0	18.00 3.000	18.00 3.000	18.00 3.000	0.00 1.000
50 Grant Balfour, R (5, 1) ERA: 6.0	1.0 H 4 0 0 0 0	1.0 H 4 0 0 0 0	1.0 H 4 0 0 0 0	1.0 H 4 0 0 0 0	1.0 H 4 0 0 0 0	1.0 H 4 0 0 0 0	1.0 H 4 0 0 0 0	1.0 H 4 0 0 0 0	1.0 H 4 0 0 0 0	1.0 H 4 0 0 0 0	1.0 H 4 0 0 0 0	1.0 H 4 0 0 0 0	1.0 H 4 0 0 0 0	1.0 H 4 0 0 0 0	1.0 H 4 0 0 0 0	1.0 H 4 0 0 0 0	0.00 1.000	0.00 1.000	0.00 1.000	0.00 1.000
76 Heath Phillips, L (6, 1) ERA: 8.1	3.0 H 13 3 0 0 2	3.0 H 13 3 0 0 2	3.0 H 13 3 0 0 2	3.0 H 13 3 0 0 2	3.0 H 13 3 0 0 2	3.0 H 13 3 0 0 2	3.0 H 13 3 0 0 2	3.0 H 13 3 0 0 2	3.0 H 13 3 0 0 2	3.0 H 13 3 0 0 2	3.0 H 13 3 0 0 2	3.0 H 13 3 0 0 2	3.0 H 13 3 0 0 2	3.0 H 13 3 0 0 2	3.0 H 13 3 0 0 2	3.0 H 13 3 0 0 2	0.00 1.333	0.00 1.333	0.00 1.333	0.00 1.333

Tampa Bay Rays @ Boston Red Sox
City of Palms Park, Ft. Myers, FL
Wed Mar 10, 2010, 1:16 PM - 4:28 PM EST
Att: 8,1

Batter	1	2	3	4	5	6	7	8	9	AB	R	H	RBI	BB	SO	LOB	TOP										
1 Sean Rodriguez, R OBP: 0.478, SLG: 1.000 72 Chris De La Cruz, S OBP: 0.550, SLG: 1.000	F9	E8		K		G5-3			G3-1	4	1	1	1	0	1	0	Tampa Bay Rays @ Pittsburgh Pirates McKechnie Field, Bradenton, FL Thu Mar 11 2010, 1:15 PM - 4:55 PM EST Att. 4,194 - Overcast - 80 F										
13 Carl Crawford, L OBP: 0.231, SLG: 0.538 11 Justin Ruggiano, R OBP: 0.579, SLG: 0.941	F8	CS				F7				3	1	2	1	0	0	0											
2 B.J. Upton, R OBP: 0.200, SLG: 0.300 69 Angel Chavez, R OBP: 0.267, SLG: 0.429	K	CS	G6-3			G6-3			G4-3	3	0	0	0	0	2	0											
5 Pat Burrell, R OBP: 0.333, SLG: 0.467 43 Ryan Shealy, R OBP: 0.536, SLG: 0.444		BB								2	2	2	1	1	0	0											
30 Dioner Navarro, S OBP: 0.692, SLG: 0.700 41 Jose Lobaton, S OBP: 0.143, SLG: 0.143		BB								1	1	0	0	1	0	1											
24 Dan Johnson, L OBP: 0.350, SLG: 0.353 10 Omar Luna, R										3	2	1	0	2	0	2											
10 Kelly Shoppach, R OBP: 0.143, SLG: 0.143 43 Reid Frank, L										1	1	0	0	2	1	2											
15 Reid Brignac, L OBP: 0.476, SLG: 0.700 55 Emeel Salem, L OBP: 0.500, SLG: 1.000										3	1	2	3	0	0	0											
37 Elliot Johnson, S OBP: 0.350, SLG: 0.579										4	1	1	2	0	1	3											
Inning Stats	R: 0 E: 0 K: 1 S: 5	H: 0 LOB: 0 BB: 0 P: 5	R: 5 E: 1 K: 0 S: 6	H: 3 LOB: 0 BB: 3 P: 18	R: 0 E: 1 K: 1 S: 6	H: 1 LOB: 2 BB: 1 P: 10	R: 0 E: 0 K: 2 S: 7	H: 0 LOB: 0 BB: 0 P: 7	R: 3 E: 0 K: 1 S: 10	H: 4 LOB: 2 BB: 1 P: 15	R: 0 E: 0 K: 0 S: 3	H: 0 LOB: 0 BB: 0 P: 3	R: 7 E: 0 K: 2 S: 15	H: 5 LOB: 0 BB: 2 P: 29	R: 0 E: 0 K: 0 S: 3	H: 0 LOB: 0 BB: 0 P: 3		R: 1 E: 0 K: 0 S: 5	H: 2 LOB: 1 BB: 0 P: 5	1B: 7 2B: 4 3B: 0 HR: 4	SF: 2 SAC: 0 DP: 0 HBP: 0	WP: 0 PB: 0 SB: 0 CS: 1	PA: 49				
PITCHER	IP	WLS	BF	H	R	ER	SO	BB	IBB	HBP	BLK	WP	HR	S	P	ERA	WHIP										
25 Kevin Hart, R ERA: 21.0	2.0		11	3	5	5	1	3	0	0	0	0	0	11	23	22.50	3.000										
70 Jack Taschner, L ERA: 6.0	1.0		5	1	0	0	1	1	0	0	0	0	0	6	10	0.00	2.000										
47 Evan Meek, R ERA: 6.0	1.0	H	3	0	0	0	2	0	0	0	0	0	0	7	7	0.00	0.000										
68 Jan Machi, R ERA: 6.75	1.0	B	8	4	3	3	1	1	0	0	0	0	2	10	15	27.00	5.000										
69 Jeremy Powell, R ERA: 23.14	1.0		3	0	0	0	0	0	0	0	0	0	0	3	3	0.00	0.000										
27 Jeff Karstens, R ERA: 12.27	0.2	L	7	3	5	5	1	2	0	0	0	0	0	7	15	67.50	7.500										
62 Ramon Aguiar, R ERA: 7.71	0.1		3	2	2	2	1	0	0	0	0	0	0	2	8	54.00	6.000										
56 Donnie Veal, L ERA: 7.71	1.0		3	0	0	0	0	0	0	0	0	0	0	3	3	0.00	0.000										
76 Virgil Vasquez, R ERA: 23.14	1.0		5	2	1	1	0	0	0	0	0	0	0	5	5	9.00	2.000										
Batter	1	2	3	4	5	6	7	8	9	AB	R	H	RBI	BB	SO	LOB	BOTTOM										
3 Akinori Iwamura, L OBP: 0.231, SLG: 0.167 24 Delwyn Young, S OBP: 0.368, SLG: 0.529	K	G4-6-3		G1-3		FC6-4			E8	3	0	0	0	0	1	2	Tampa Bay Rays @ Pittsburgh Pirates McKechnie Field, Bradenton, FL Thu Mar 11 2010, 1:15 PM - 4:55 PM EST Att. 4,194 - Overcast - 80 F										
31 Jose Tabata, R OBP: 0.304, SLG: 0.450 43 Gorkys Hernandez, R OBP: 0.300, SLG: 0.222	F9	K				K				4	1	1	0	0	2	1											
85 Lastings Milledge, R OBP: 0.412, SLG: 0.940 61 Jonathan Van Every, L OBP: 0.200, SLG: 0.111										3	2	2	1	0	0	0											
41 Ryan Doumit, S OBP: 0.313, SLG: 0.267 16 Brandon Jones, L OBP: 0.222, SLG: 0.125										2	1	0	0	1	1	1											
6 Jeff Clement, L OBP: 0.300, SLG: 0.250										3	3	1	1	2	0	3											
15 Andy LaRoche, R OBP: 0.235, SLG: 0.438 18 Neil Walker, S OBP: 0.636, SLG: 0.857										2	1	1	3	1	0	0											
5 Ronny Cedeno, R OBP: 0.255, SLG: 0.471 82 Doug Bernier, R OBP: 0.400, SLG: 0.143										2	2	2	2	0	0	0											
58 John Raynor, R OBP: 0.474, SLG: 0.722										5	1	1	0	0	1	4											
81 Hector Gimenez, S OBP: 0.667, SLG: 0.571 75 Luke Carlin, S OBP: 0.143, SLG: 0.143										1	0	0	0	2	0	1											
Inning Stats	R: 5 E: 0 K: 1 S: 10	H: 3 LOB: 0 BB: 2 P: 21	R: 0 E: 0 K: 1 S: 4	H: 0 LOB: 0 BB: 1 P: 8	R: 1 E: 0 K: 1 S: 6	H: 1 LOB: 0 BB: 0 P: 8	R: 0 E: 1 K: 1 S: 6	H: 0 LOB: 1 BB: 0 P: 6	R: 1 E: 0 K: 0 S: 5	H: 2 LOB: 2 BB: 1 P: 9	R: 1 E: 0 K: 1 S: 6	H: 2 LOB: 0 BB: 1 P: 10	R: 2 E: 0 K: 1 S: 7	H: 1 LOB: 0 BB: 0 P: 9	R: 4 E: 2 K: 1 S: 11	H: 5 LOB: 3 BB: 1 P: 15		1B: 8 2B: 2 3B: 2 HR: 3	SF: 0 SAC: 0 DP: 1 HBP: 0	WP: 1 PB: 1 SB: 0 CS: 0	PA: 50						
PITCHER	IP	WLS	BF	H	R	ER	SO	BB	IBB	HBP	BLK	WP	HR	S	P	ERA	WHIP										
40 Wade Davis, R ERA: 14.73	2.0		13	3	2	1	2	1	0	0	0	1	0	16	22	3.38	1.500										
47 Jeff Bennett, R ERA: 4.76	1.1	W	7	2	1	1	1	2	0	0	0	0	0	7	15	6.75	3.000										
54 Mike Ekstrom, R ERA: 20.25	1.2		8	2	3	3	2	1	0	0	0	0	2	12	18	16.20	1.800										
72 Richard De Los Santos, R ERA: 9.82	1.1		11	5	4	3	1	1	0	0	0	0	0	12	16	20.25	4.500										
75 Heath Rollins, R ERA: 6.75	1.1		11	5	4	3	1	1	0	0	0	0	0	12	16	20.25	4.500										

Batter	1	2	3	4	5	6	7	8	9	AB R H RBI BB SO LOB	TOP																								
												Philadelphia Phillies @ Tampa Bay Rays Charlotte Sports Park, Port Charlotte, FL Fri Mar 12 2010, 1:05 PM EST livebaseballscorecards.com																							
Inning Stats											1B: 0 SF: 0 2B: 0 SAC: 0 3B: 0 DP: 0 HR: 0 HBP: 0	WP: 0 PA: 0 FB: 0 SB: 0 CS: 0																							
PITCHER	IP	WLS	BF	H	R	ER	SO	BB	IBB	HBP	BLK	WP	HR	S	P	ERA	WHIP	PITCHER	IP	WLS	BF	H	R	ER	SO	BB	IBB	HBP	BLK	WP	HR	S	P	ERA	WHIP

Philadelphia Phillies @ Tampa Bay Rays
 Charlotte Sports Park, Port Charlotte, FL
 Fri Mar 12 2010, 1:05 PM EST

AB 0
 R 0
 H 0
 RBI 0
 BB 0
 SO 0
 LOB 0



WP: 0 PA: 0
 FB: 0
 SB: 0
 CS: 0

Batter	1	2	3	4	5	6	7	8	9	AB R H RBI BB SO LOB	BOTTOM																								
												Philadelphia Phillies @ Tampa Bay Rays Charlotte Sports Park, Port Charlotte, FL Fri Mar 12 2010, 1:05 PM EST livebaseballscorecards.com																							
Inning Stats											1B: 0 SF: 0 2B: 0 SAC: 0 3B: 0 DP: 0 HR: 0 HBP: 0	WP: 0 PA: 0 FB: 0 SB: 0 CS: 0																							
PITCHER	IP	WLS	BF	H	R	ER	SO	BB	IBB	HBP	BLK	WP	HR	S	P	ERA	WHIP	PITCHER	IP	WLS	BF	H	R	ER	SO	BB	IBB	HBP	BLK	WP	HR	S	P	ERA	WHIP

Philadelphia Phillies @ Tampa Bay Rays
 Charlotte Sports Park, Port Charlotte, FL
 Fri Mar 12 2010, 1:05 PM EST

AB 0
 R 0
 H 0
 RBI 0
 BB 0
 SO 0
 LOB 0



WP: 0 PA: 0
 FB: 0
 SB: 0
 CS: 0

Batter	1	2	3	4	5	6	7	8	9	AB	R	H	RBI	BB	SO	LOB	TOP																					
8 Chris Coghlan, L (1, 7) 27 Jai Miller, R (7, 7) OBP: 0.292, SLG: 0.455 OBP: 0.188, SLG: 0.188	P6		P4		G6-3			F8		4	1	1	1	0	0	0																						
1 Emilio Bonifacio, S (1, 8) 65 Scott Cousins, L (7, 8) OBP: 0.400, SLG: 0.682 OBP: 0.526, SLG: 0.929	G4-3		G6-4-3 BB				P5		3	1	1	0	1	0	3																							
2 Hanley Ramirez, R (1, 6) 30 Brian Barden, R (6, PR) OBP: 0.385, SLG: 0.500 (6, 6)	G3		G6-4-3					F9		3	0	1	0	0	0	1																						
3 Jorge Cantu, R (1, 5) 40 Jorge Jimenez, L (6, 5) OBP: 0.211, SLG: 0.421 OBP: 0.395, SLG: 0.300								K2-3		3	1	1	0	0	0	1																						
6 Dan Uggla, R (1, 4) 7 Hector Luna, R (6, 4) OBP: 0.400, SLG: 0.529 OBP: 0.400, SLG: 0.357								K2-3		3	0	0	0	0	2	2																						
12 Cody Ross, R (1, 10) 13 Mike Lamb, L (7, PH) OBP: 0.300, SLG: 0.300 (7, 10)										3	0	0	0	0	2	1																						
15 Gaby Sanchez, R (1, 3) 81 Logan Morrison, L (7, 3) OBP: 0.143, SLG: 0.158										2	1	1	0	1	0	0																						
29 Ronny Paulino, R (1, 2) 70 Brad Davis, R (8, PH) OBP: 0.444, SLG: 0.286 (8, 2)										3	1	2	1	0	0	0																						
25 Brett Carroll, R (1, 9) OBP: 0.455, SLG: 0.941										3	2	1	1	0	1	3																						
Inning Stats	R: 0 E: 0 K: 0 S: 3	H: 0 LOB: 0 BB: 0 P: 3	R: 1 E: 0 K: 3 S: 11	H: 2 LOB: 2 BB: 1 P: 15	R: 0 E: 0 K: 1 S: 2	H: 0 LOB: 0 BB: 1 P: 6	R: 0 E: 0 K: 1 S: 5	H: 0 LOB: 0 BB: 0 P: 5	R: 1 E: 0 K: 0 S: 4	H: 1 LOB: 1 BB: 0 P: 5	R: 1 E: 0 K: 1 S: 6	H: 2 LOB: 1 BB: 0 P: 6	R: 4 E: 1 K: 0 S: 8	H: 4 LOB: 3 BB: 1 P: 13	R: 0 E: 0 K: 0 S: 3	H: 0 LOB: 1 BB: 1 P: 8	R: 1 E: 0 K: 2 S: 8	H: 1 LOB: 0 BB: 0 P: 8	1B: 5 2B: 3 3B: 0 HR: 2	SF: 0 SAC: 0 DP: 2 HBP: 1	WP: 1 PB: 0 SB: 0 CS: 0	PA: 41																
PITCHER	IP	WLS	BF	H	R	ER	SO	BB	IBB	HBP	BLK	WP	HR	S	P	ERA	WHIP	PITCHER				IP	WLS	BF	H	R	ER	SO	BB	IBB	HBP	BLK	WP	HR	S	P	ERA	WHIP
22 Matt Garza, R (1, 1) ERA: 2.7	5.0		19	3	2	2	4	2	0	0	0	0	1	25	34	3.60	1.000	31 Lance Cormier, R (9, 1) ERA: 5.4				1.0		4	1	1	1	2	0	0	0	0	1	8	8	9.00	1.000	
53 Joaquin Benoit, R (6, 1) ERA: 9.0	1.0	L	4	2	1	1	1	0	0	0	0	0	0	6	6	9.00	2.000																					
50 Grant Balfour, R (7, 1) ERA: 14.73	0.2	L	8	4	4	4	0	1	0	1	0	0	0	6	11	54.00	7.500																					
59 Dale Thayer, R (7, 1) ERA: 3.86	0.1		2	0	0	0	0	0	0	0	0	0	0	2	2	0.00	0.000																					
36 Randy Choale, L (8, 1) ERA: 3.0	1.0		4	0	0	0	0	1	0	0	0	1	0	3	8	0.00	1.000																					

Florida Marlins @ Tampa Bay Rays
Charlotte Sports Park, Port Charlotte, FL
Sat Mar 13 2010, 1:11 PM - 4:08 PM EST
Att: 6,189 - Sunny - 70 F

AB 36
R 8
H 10
RBI 7
BB 4
SO 7
LOB 17



Batter	1	2	3	4	5	6	7	8	9	AB	R	H	RBI	BB	SO	LOB	BOTTOM																					
8 Jason Bartlett, R (1, 6) 1 Sean Rodriguez, R (7, 4) OBP: 0.400, SLG: 0.500 OBP: 0.480, SLG: 0.952	F8	FC6-4			G4-6-3			P4		3	0	0	0	0	4																							
13 Carl Crawford, L (1, 7) 16 Willy Aybar, S (6, 5) OBP: 0.250, SLG: 0.467 OBP: 0.200, SLG: 0.800	E4									2	0	0	0	1	0	0																						
3 Evan Longoria, R (1, 5) 67 Alvin Colina, R (6, 2) 37 Elliot Johnson, S (9, 7) OBP: 0.400, SLG: 0.438 OBP: 0.250, SLG: 0.500 OBP: 0.333, SLG: 0.550	K									3	0	0	0	3	2																							
23 Carlos Pena, L (1, 3) 11 Justin Ruggiano, R (7, 9) OBP: 0.524, SLG: 0.842	G4-3									3	0	0	0	1	1																							
18 Ben Zobrist, S (1, 4) 38 Fernando Perez, R (7, 8) OBP: 0.316, SLG: 0.438 OBP: 0.263, SLG: 0.389										2	1	1	0	1	0	0																						
5 Pat Burrell, R (1, 9) 15 Reid Brignac, L (7, 6) OBP: 0.286, SLG: 0.389 OBP: 0.435, SLG: 0.636										3	0	0	0	1	2																							
2 B.J. Upton, R (1, 8) 69 Angel Chavez, R (7, 5) OBP: 0.304, SLG: 0.652 OBP: 0.313, SLG: 0.429										3	2	3	3	0	0	0																						
9 Hank Blalock, L (1, 10) 63 J.J. Furmaniak, R (8, PR) OBP: 0.294, SLG: 0.200 (9, 10)										0	0	0	0	1	0	0																						
10 Kelly Shoppach, R (1, 2) 19 Gabe Kapler, R (6, 7) 65 Craig Albarnaz, R (9, 2)										2	0	2	0	0	0	0																						
Inning Stats	R: 0 E: 1 K: 1 S: 6	H: 3 LOB: 3 BB: 0 P: 6	R: 0 E: 0 K: 2 S: 7	H: 0 LOB: 0 BB: 0 P: 7	R: 1 E: 0 K: 1 S: 6	H: 1 LOB: 0 BB: 0 P: 6	R: 0 E: 0 K: 1 S: 5	H: 1 LOB: 1 BB: 1 P: 9	R: 2 E: 0 K: 0 S: 4	H: 1 LOB: 1 BB: 1 P: 9	R: 1 E: 0 K: 0 S: 3	H: 1 LOB: 1 BB: 2 P: 12	R: 0 E: 0 K: 1 S: 5	H: 0 LOB: 3 BB: 3 P: 17	R: 1 E: 0 K: 0 S: 7	H: 2 LOB: 1 BB: 0 P: 8	1B: 5 2B: 1 3B: 0 HR: 3	SF: 0 SAC: 0 DP: 1 HBP: 0	WP: 1 PB: 0 SB: 0 CS: 2	PA: 42																		
PITCHER	IP	WLS	BF	H	R	ER	SO	BB	IBB	HBP	BLK	WP	HR	S	P	ERA	WHIP	PITCHER				IP	WLS	BF	H	R	ER	SO	BB	IBB	HBP	BLK	WP	HR	S	P	ERA	WHIP
47 Ricky Nolasco, R (1, 1) ERA: 2.57	4.0		17	4	1	1	4	0	0	0	0	0	1	25	25	2.25	1.000	23 Andrew Miller, L (5, 1) ERA: 10.8				3.0	W	14	3	3	3	1	4	0	0	0	0	1	12	30	9.00	2.333
59 Derrick Turnbow, R (8, 1) ERA: 2.08	0.2	H	5	0	0	0	1	3	0	0	0	1	0	4	16	0.00	4.500	51 Cristhian Martinez, R (8, 1) ERA: 2.08				1.1	S	6	2	1	1	0	0	0	0	0	1	8	9	6.75	1.500	

Florida Marlins @ Tampa Bay Rays
Charlotte Sports Park, Port Charlotte, FL
Sat Mar 13 2010, 1:11 PM - 4:08 PM EST
Att: 6,189 - Sunny - 70 F

AB 35
R 5
H 9
RBI 5
BB 7
SO 6
LOB 17



Batter	1	2	3	4	5	6	7	8	9	AB	R	H	RBI	BB	SO	LOB	TOP					
1 Sean Rodriguez, R OBP: 0.493, SLG: 1.000										4	1	2	2	0	1	1	Tampa Bay Rays @ Detroit Tigers Joker Marchant Stadium, Lakeland, FL Sun Mar 14 2010, 1:14 PM - 4:05 PM EDT Att: 9,671 - Sunny - 68 F					
2 B.J. Upton, R OBP: 0.289, SLG: 0.577 9 Hank Bialock, L (6, 3)										3	0	0	0	0	2	2						
3 Evan Longoria, R OBP: 0.348, SLG: 0.388 37 Elliot Johnson, S OBP: 0.364, SLG: 0.550										3	0	0	0	0	1	2						
23 Carlos Pena, L (1, 3)										3	0	0	0	0	0	0						
24 Dan Johnson, L OBP: 0.333, SLG: 0.333										1	0	0	0	0	1	1						
16 Willy Aybar, S OBP: 0.375, SLG: 0.857 63 J.J. Furmaniak, R (7, PR) OBP: 0.278, SLG: 0.188										2	0	1	0	1	0	0						
5 Pat Burrell, R OBP: 0.292, SLG: 0.429 43 Ryan Shealy, R (8, PH) OBP: 0.500, SLG: 0.400										3	1	1	1	0	0	1						
15 Reid Brignac, L OBP: 0.423, SLG: 0.583 26 Joe Dillon, R OBP: 0.077, SLG: 0.154										2	0	0	0	1	0	2						
11 Justin Ruggiano, R OBP: 0.520, SLG: 0.913										4	1	2	2	0	0	2						
2B John Jaso, L OBP: 0.455, SLG: 1.000 41 Jose Lobaton, S OBP: 0.125, SLG: 0.125										2	2	2	1	1	0	0						
Inning Stats	R: 0 E: 0 K: 1 S: 5	H: 1 LOB: 0 BB: 0 P: 5	R: 0 E: 0 K: 0 S: 4	H: 1 LOB: 2 BB: 1 P: 8	R: 0 E: 0 K: 0 S: 3	H: 0 LOB: 1 BB: 1 P: 7	R: 0 E: 0 K: 0 S: 3	H: 0 LOB: 0 BB: 0 P: 3	R: 1 E: 0 K: 1 S: 7	H: 1 LOB: 0 BB: 0 P: 9	R: 0 E: 0 K: 2 S: 9	H: 0 LOB: 0 BB: 0 P: 9	R: 5 E: 0 K: 2 S: 13	H: 4 LOB: 2 BB: 2 P: 23	R: 0 E: 0 K: 1 S: 5	H: 0 LOB: 0 BB: 0 P: 5	R: 0 E: 0 K: 0 S: 4	H: 1 LOB: 1 BB: 0 P: 5	1B: 3 2B: 2 3B: 0 HR: 3	SF: 0 SAC: 1 DP: 0 HBP: 0	WP: 0 PB: 0 SB: 2 CS: 0	PA: 38
PITCHER	IP WLS BF H R ER SO BB IBB HBP BLK WP HR S P ERA WHIP	48 Rick Porcello, R (1, 1) 4.0 15 2 0 0 1 2 0 0 0 0 0 1 7 23 0.00 1.000 40 Phil Coke, L (5, 1) 1.0 B 4 1 1 1 1 0 0 0 0 0 0 0 1 9 9.00 1.000 49 Eddie Bonine, R (6, 1) 1.0 H 3 0 0 0 2 0 0 0 0 0 0 0 9 9 0.00 0.000 55 Daniel Schereth, L (7, 1) 0.1 B 5 3 4 4 0 1 0 0 0 0 0 1 4 8 108.00 12.000 54 Joel Zumaya, R (7, 1) 0.2 W 4 1 1 1 2 1 0 0 0 0 0 1 9 15 13.50 3.000																				

Batter	1	2	3	4	5	6	7	8	9	AB	R	H	RBI	BB	SO	LOB	BOTTOM			
14 Austin Jackson, R OBP: 0.515, SLG: 0.714 57 Casper Wells, R OBP: 0.412, SLG: 0.800										4	3	3	0	0	0	0	Tampa Bay Rays @ Detroit Tigers Joker Marchant Stadium, Lakeland, FL Sun Mar 14 2010, 1:14 PM - 4:05 PM EDT Att: 9,671 - Sunny - 68 F			
18 Johnny Damon, L OBP: 0.364, SLG: 0.571 34 Clete Thomas, L (5, PR) OBP: 0.407, SLG: 0.542										3	0	1	1	0	2	1				
30 Magglio Ordonez, R (1, 9) 26 Brennan Boesch, L (6, 9)										3	0	1	1	0	0	1				
24 Miguel Cabrera, R OBP: 0.355, SLG: 0.414 27 Brent Dlugach, R OBP: 0.353, SLG: 0.706										2	0	1	0	1	0	1				
9 Carlos Guillen, S OBP: 0.240, SLG: 0.261 66 Robinson Diaz, R (7, PH) OBP: 0.400, SLG: 0.400										2	0	2	0	0	0	0				
12 Gerald Laird, R OBP: 0.350, SLG: 0.737 63 Max St. Pierre, R OBP: 0.429, SLG: 0.333										2	0	0	0	0	2	2				
15 Brandon Inge, R (1, 5) 32 Don Kelly, L OBP: 0.375, SLG: 0.625										2	2	1	0	1	0	2				
20 Scott Sizemore, R OBP: 0.292, SLG: 0.150 19 Jeff Larish, L OBP: 0.500, SLG: 0.429										1	0	0	0	0	1	0				
4 Adam Everett, R OBP: 0.150, SLG: 0.056 53 Audy Ciriaco, R OBP: 0.412, SLG: 0.333										3	0	0	0	0	0	1				
Inning Stats	R: 1 E: 0 K: 1 S: 7	H: 2 LOB: 1 BB: 0 P: 8	R: 0 E: 0 K: 3 S: 9	H: 0 LOB: 0 BB: 0 P: 9	R: 0 E: 0 K: 1 S: 5	H: 0 LOB: 0 BB: 0 P: 5	R: 0 E: 1 K: 1 S: 7	H: 1 LOB: 2 BB: 0 P: 7	R: 1 E: 0 K: 0 S: 5	H: 2 LOB: 1 BB: 0 P: 5	R: 2 E: 0 K: 1 S: 6	H: 1 LOB: 1 BB: 2 P: 14	R: 4 E: 1 K: 1 S: 10	H: 4 LOB: 2 BB: 1 P: 14	R: 1 E: 0 K: 0 S: 5	H: 2 LOB: 2 BB: 1 P: 9		1B: 7 2B: 3 3B: 2 HR: 0	SF: 0 SAC: 0 DP: 0 HBP: 0	WP: 2 PB: 0 SB: 0 CS: 0
PITCHER	IP WLS BF H R ER SO BB IBB HBP BLK WP HR S P ERA WHIP	34 Jeff Niemann, R (1, 1) 3.2 15 3 1 1 6 0 0 0 0 0 1 0 27 28 2.46 0.818 54 Mike Ekstrom, R (4, 1) 2.0 10 2 3 3 1 2 0 0 0 0 1 0 10 18 13.50 2.000 73 Joe Bateman, R (6, 1) 1.0 L 8 5 4 2 1 0 0 0 0 0 0 0 10 10 18.00 5.000 72 Richard De Los Santos, R (7, 1) 0.1 3 0 0 0 0 1 0 0 0 0 0 0 2 6 0.00 3.000 75 Heath Rollins, R (8, 1) 1.0 6 2 1 1 0 1 0 0 0 0 0 0 5 9 9.00 3.000																		

Batter	1	2	3	4	5	6	7	8	9	AB	R	H	RBI	BB	SO	LOB	TOP					
10 Marco Scutaro, R OBP: 0.286, SLG: 0.222 82 Nate Spears, L OBP: 1.000, SLG: 1.000										3	0	0	0	0	2	1						
25 Mike Lowell, R OBP: 0.250, SLG: 0.250 Anthony Rizzo, L										2	0	0	0	0	1	0						
7 J.D. Drew, L OBP: 0.294, SLG: 0.294 85 Che-Hsuan Lin, R OBP: 0.400, SLG: 0.333										3	0	0	0	0	1	0						
34 David Ortiz, L OBP: 0.308, SLG: 0.348 81 David Malman, L (6, PH)										2	0	2	0	0	0	0						
29 Adrian Beltré, R OBP: 0.375, SLG: 0.231 89 Jeff Natale, R										3	0	0	0	0	1	2						
23 Mike Cameron, R OBP: 0.455, SLG: 0.400 90 Jason Place, R										2	0	1	0	1	1	0						
22 Bill Hall, R OBP: 0.100, SLG: 0.100 92 Ray Chang, R										3	0	0	0	0	1	4						
92 Ryan Kalish, L OBP: 0.389, SLG: 0.214										3	0	0	0	0	1	2						
50 Dusty Brown, R OBP: 0.400, SLG: 0.417 72 Gustavo Molina, R OBP: 1.000, SLG: 1.250										2	0	0	0	1	1	0						
Inning Stats	R: 0 E: 0 K: 3 S: 9	H: 0 LOB: 0 BB: 0 P: 9	R: 0 E: 0 K: 1 S: 7	H: 2 LOB: 2 BB: 0 P: 7	R: 0 E: 0 K: 0 S: 3	H: 0 LOB: 0 BB: 0 P: 3	R: 0 E: 0 K: 1 S: 6	H: 1 LOB: 2 BB: 1 P: 10	R: 0 E: 0 K: 2 S: 7	H: 0 LOB: 1 BB: 1 P: 11	R: 0 E: 0 K: 0 S: 3	H: 0 LOB: 0 BB: 0 P: 3	R: 0 E: 0 K: 1 S: 5	H: 0 LOB: 0 BB: 0 P: 5	R: 0 E: 0 K: 1 S: 5	H: 1 LOB: 0 BB: 0 P: 5	R: 0 E: 0 K: 1 S: 5	H: 0 LOB: 0 BB: 0 P: 5	1B: 4 2B: 0 3B: 0 HR: 0	SF: 0 SAC: 0 DP: 1 HBP: 0	WP: 0 PB: 0 SB: 0 CS: 0	PA: 32
PITCHER	IP	WLS	BF	H	R	ER	SO	BB	IBB	HBP	BLK	WP	HR	S	P	ERA	WHIP					
40 Wade Davis, R ERA: 7.04	4.0	W	16	3	0	0	5	1	0	0	0	0	0	25	29	0.00	1.000					
35 Dan Wheeler, R ERA: 2.25	1.0	H	4	0	0	0	2	1	0	0	0	0	0	7	11	0.00	1.000					
21 Andy Sonnanstine, R ERA: 2.0	4.0	S	12	1	0	0	3	0	0	0	0	0	0	18	18	0.00	0.250					

Boston Red Sox @ Tampa Bay Rays
Charlotte Sports Park, Port Charlotte, FL
Tue Mar 16 2010, 7:16 PM - 9:43 PM EDT
Att: 7,672 - Partly Cloudy - 62 F

AB 30
R 0
H 4
RBI 0
BB 2
SO 10
LOB 11



Batter	1	2	3	4	5	6	7	8	9	AB	R	H	RBI	BB	SO	LOB	BOTTOM				
8 Jason Bartlett, R OBP: 0.348, SLG: 0.429 9 Hank Blalock, L OBP: 0.375, SLG: 0.571										3	0	0	0	0	0	3					
13 Carl Crawford, L OBP: 0.283, SLG: 0.412 16 Willy Aybar, S OBP: 0.400, SLG: 0.778										2	0	0	0	1	0	1					
3 Evan Longoria, R OBP: 0.276, SLG: 0.318 15 Reid Brignac, L OBP: 0.393, SLG: 0.538										3	0	0	0	0	0	1					
23 Carlos Pena, L 11 Justin Ruggiano, R OBP: 0.538, SLG: 0.917										3	0	0	0	0	2	1					
18 Ben Zobrist, S OBP: 0.364, SLG: 0.579 28 John Jaso, L OBP: 0.417, SLG: 0.900										3	1	2	0	0	0	1					
5 Pat Burrell, R OBP: 0.296, SLG: 0.391 24 Dan Johnson, L OBP: 0.318, SLG: 0.316										2	1	0	0	1	1	1					
2 B.J. Upton, R OBP: 0.276, SLG: 0.552 37 Elliot Johnson, S OBP: 0.391, SLG: 0.619										3	1	1	0	0	1	1					
30 Dioner Navarro, S OBP: 0.625, SLG: 0.583 38 Fernando Perez, R OBP: 0.300, SLG: 0.421										2	0	0	1	0	0	0					
19 Gabe Kapler, R OBP: 0.211, SLG: 0.063 1 Sean Rodriguez, R OBP: 0.484, SLG: 1.074										1	0	1	2	1	0	0					
Inning Stats	R: 0 E: 0 K: 0 S: 3	H: 1 LOB: 1 BB: 0 P: 6	R: 0 E: 0 K: 0 S: 3	H: 0 LOB: 1 BB: 1 P: 7	R: 3 E: 0 K: 1 S: 8	H: 3 LOB: 2 BB: 1 P: 13	R: 0 E: 0 K: 1 S: 5	H: 0 LOB: 0 BB: 0 P: 5	R: 1 E: 0 K: 2 S: 10	H: 3 LOB: 2 BB: 0 P: 10	R: 3 E: 0 K: 1 S: 11	H: 4 LOB: 1 BB: 0 P: 14	R: 0 E: 0 K: 1 S: 5	H: 0 LOB: 0 BB: 0 P: 5	R: 0 E: 0 K: 1 S: 11	H: 0 LOB: 0 BB: 0 P: 5	1B: 5 2B: 5 3B: 0 HR: 1	SF: 0 SAC: 0 DP: 0 HBP: 1	WP: 0 PB: 0 SB: 3 CS: 0	PA: 39	
PITCHER	IP	WLS	BF	H	R	ER	SO	BB	IBB	HBP	BLK	WP	HR	S	P	ERA	WHIP				
73 Felix Doubront, L ERA: 7.2	3.0	L	12	3	3	3	2	2	0	1	0	0	0	13	22	13.50	2.500				
30 Boof Bonser, R ERA: 3.0	1.0		3	0	0	0	1	0	0	0	0	0	0	5	5	0.00	0.000				
36 Jorge Sosa, R ERA: 4.5	1.0		6	3	1	1	2	0	0	0	0	0	0	10	10	9.00	3.000				
63 Junichi Tazawa, R ERA: 5.4	1.0		7	4	3	3	1	0	0	0	0	0	0	11	14	27.00	4.000				

Boston Red Sox @ Tampa Bay Rays
Charlotte Sports Park, Port Charlotte, FL
Tue Mar 16 2010, 7:16 PM - 9:43 PM EDT
Att: 7,672 - Partly Cloudy - 62 F

AB 35
R 7
H 11
RBI 6
BB 3
SO 7
LOB 14



Batter	1	2	3	4	5	6	7	8	9	AB	R	H	RBI	BB	SO	LOB	TOP								
8 Jason Bartlett, R (1,6) OBP: 0.346, SLG: 0.417 15 Reid Brignac, L (6,6) OBP: 0.382, SLG: 0.484	G4-3		K				K		E4	3	0	1	0	0	1	0	<p>Tampa Bay Rays @ New York Yankees</p> <p>George M. Steinbrenner Field, Tampa, FL</p> <p>Thu Mar 18 2010, 7:11 PM - 10:02 PM EDT</p> <p>Att: 11,201 - Clear -60 F</p>								
13 Carl Crawford, L (1,7) OBP: 0.273, SLG: 0.368 37 Elliot Johnson, S (6,9) OBP: 0.345, SLG: 0.519	K						G3		K	2	0	0	0	1	2	2									
18 Ben Zobrist, S (1,9) OBP: 0.360, SLG: 0.545 11 Justin Ruggiano, R (6,8) OBP: 0.516, SLG: 0.966	G3									3	0	1	0	0	0	0									
23 Carlos Pena, L (1,3) OBP: 0.115, SLG: 0.167 24 Dan Johnson, L (6,7) OBP: 0.320, SLG: 0.364										3	1	1	1	0	0	2									
16 Willy Aybar, S (1,5) OBP: 0.308, SLG: 0.583 43 Ryan Shealy, R (6,3) OBP: 0.474, SLG: 0.467										1	0	0	1	0	0	0									
2 B.J. Upton, R (1,8) OBP: 0.281, SLG: 0.594 69 Angel Chavez, R (6,5) OBP: 0.294, SLG: 0.400										3	0	0	0	0	1	0									
5 Pat Burrell, R (1,10) OBP: 0.400, SLG: 0.400 43 Reid Frank, L (8,10) OBP: 0.294, SLG: 0.400										2	1	1	0	1	0	0									
1 Sean Rodriguez, R (1,4) OBP: 0.459, SLG: 0.970 63 J.J. Furmaniak, R (6,4) OBP: 0.263, SLG: 0.176										3	0	0	0	0	2	2									
30 Dioner Navarro, S (1,2) OBP: 0.632, SLG: 0.538 67 Alvin Colina, R (7,2) OBP: 0.200, SLG: 0.400										1	0	0	0	2	0	0									
										1	0	0	0	0	0	0									
Inning Stats	R: 0 E: 0 K: 1 S: 5	H: 0 LOB: 0 BB: 0 P: 5	R: 1 E: 0 K: 1 S: 8	H: 1 LOB: 1 BB: 1 P: 15	R: 0 E: 0 K: 1 S: 6	H: 1 LOB: 2 BB: 1 P: 11	R: 2 E: 0 K: 1 S: 8	H: 3 LOB: 2 BB: 1 P: 14	R: 0 E: 0 K: 1 S: 7	H: 0 LOB: 0 BB: 1 P: 7	R: 0 E: 0 K: 1 S: 4	H: 0 LOB: 0 BB: 1 P: 8	R: 1 E: 1 K: 1 S: 7	H: 1 LOB: 1 BB: 0 P: 7	R: 0 E: 1 K: 1 S: 6	H: 0 LOB: 1 BB: 0 P: 6	1B: 3 2B: 1 3B: 2 HR: 1	SF: 0 SAC: 0 DP: 1 HBP: 0	WP: 0 PB: 2 SB: 1 CS: 1	PA: 38					
PITCHER	IP WLS BF H R ER SO BB IBB HBP BLK WP HR S P ERA WHIP	3.0 0 13 2 1 1 3 2 0 0 0 0 1 19 31 3.00 1.333	0.2 B 6 3 2 1 0 1 0 0 0 0 0 0 5 10 13.50 6.000	0.1 1 0 0 0 1 0 0 0 0 0 0 0 3 4 0.00 0.000	1.0 3 0 0 0 1 0 0 0 0 0 0 0 5 5 0.00 0.000	1.0 W 3 0 0 0 2 0 0 0 0 0 0 0 7 7 0.00 0.000																			
31 Javier Vazquez, R (1,1) ERA: 4.5																									
67 Romulo Sanchez, R (4,1) ERA: 4.91																									
48 Boone Logan, L (4,1) ERA: 3.0																									
61 Chan Ho Park, R (5,1) ERA: 4.91																									
30 David Robertson, R (6,1) ERA: 4.91																									
39 Mark Melancon, R (7,1) ERA: 1.59																									
40 Dustin Moseley, R (9,1) ERA: 10.38																									

Batter	1	2	3	4	5	6	7	8	9	AB	R	H	RBI	BB	SO	LOB	BOTTOM								
2 Derek Jeter, R (1,6) OBP: 0.296, SLG: 0.308 98 Colin Curtis, L (6,7) OBP: 0.615, SLG: 1.200	E6								G4-3	3	0	2	2	0	0	0	<p>Tampa Bay Rays @ New York Yankees</p> <p>George M. Steinbrenner Field, Tampa, FL</p> <p>Thu Mar 18 2010, 7:11 PM - 10:02 PM EDT</p> <p>Att: 11,201 - Clear -60 F</p>								
14 Curtis Granderson, L (1,8) OBP: 0.250, SLG: 0.240 27 Greg Golson, R (6,7) OBP: 0.333, SLG: 0.615	F8								K	3	0	0	0	0	3	3									
33 Nick Swisher, S (1,9) OBP: 0.423, SLG: 0.455 66 Reid Gorecki, R (6,7) OBP: 0.167, SLG: 0.091										2	0	1	0	1	0	0									
20 Jorge Posada, S (1,2) OBP: 0.500, SLG: 0.400 84 Austin Romine, R (7,2) OBP: 0.200, SLG: 0.200										1	0	0	0	2	1	2									
24 Robinson Cano, L (1,4) OBP: 0.444, SLG: 0.520 76 Reegie Corona, S (7,4) OBP: 0.263, SLG: 0.222										3	0	0	0	0	2	5									
38 Marcus Thames, R (1,10) OBP: 0.208, SLG: 0.136 85 P.J. Pilittere, R (6,7) OBP: 0.143, SLG: 0.143										1	1	0	0	1	1	2									
22 Randy Winn, S (1,7) OBP: 0.227, SLG: 0.190 77 Kevin Russo, R (7,6) OBP: 0.450, SLG: 0.471										2	0	1	1	0	0	0									
53 Juan Miranda, L (1,3) OBP: 0.200, SLG: 0.261 79 Jon Weber, L (7,3) OBP: 0.533, SLG: 0.667										3	0	0	0	0	1	2									
19 Ramiro Pena, S (1,5) OBP: 0.292, SLG: 0.364 94 Eduardo Nunez, R (7,5) OBP: 0.318, SLG: 0.350										3	2	2	0	0	0	0									
										1	0	0	0	0	0	0									
Inning Stats	R: 0 E: 1 K: 2 S: 9	H: 1 LOB: 2 BB: 0 P: 9	R: 2 E: 0 K: 2 S: 9	H: 2 LOB: 1 BB: 1 P: 13	R: 0 E: 0 K: 2 S: 7	H: 0 LOB: 2 BB: 2 P: 15	R: 0 E: 0 K: 0 S: 4	H: 1 LOB: 1 BB: 0 P: 4	R: 0 E: 0 K: 0 S: 2	H: 0 LOB: 0 BB: 1 P: 6	R: 3 E: 0 K: 0 S: 8	H: 3 LOB: 2 BB: 1 P: 15	R: 1 E: 0 K: 1 S: 8	H: 3 LOB: 2 BB: 0 P: 9	R: 0 E: 0 K: 1 S: 5	H: 0 LOB: 0 BB: 0 P: 5	1B: 8 2B: 1 3B: 0 HR: 1	SF: 0 SAC: 0 DP: 1 HBP: 0	WP: 0 PB: 0 SB: 1 CS: 1	PA: 39					
PITCHER	IP WLS BF H R ER SO BB IBB HBP BLK WP HR S P ERA WHIP	3.0 0 16 3 2 2 6 3 0 0 0 0 0 25 37 6.00 2.000	2.0 H 7 1 0 0 0 1 0 0 0 0 0 0 6 10 0.00 1.000	1.0 L 6 3 3 3 0 1 0 0 0 0 0 1 8 15 27.00 4.000	1.0 6 3 1 1 1 0 0 0 0 0 0 0 8 9 9.00 3.000	1.0 3 0 0 0 1 0 0 0 0 0 0 0 5 5 0.00 0.000																			
52 Carlos Hernandez, L (1,1) ERA: 5.14																									
75 Heath Rollins, R (6,1) ERA: 8.1																									
47 Jeff Bennett, R (7,1) ERA: 8.22																									
59 Dale Thayer, R (8,1) ERA: 3.16																									

AB	34
R	4
H	6
RBI	2
BB	4
SO	10
LOB	11



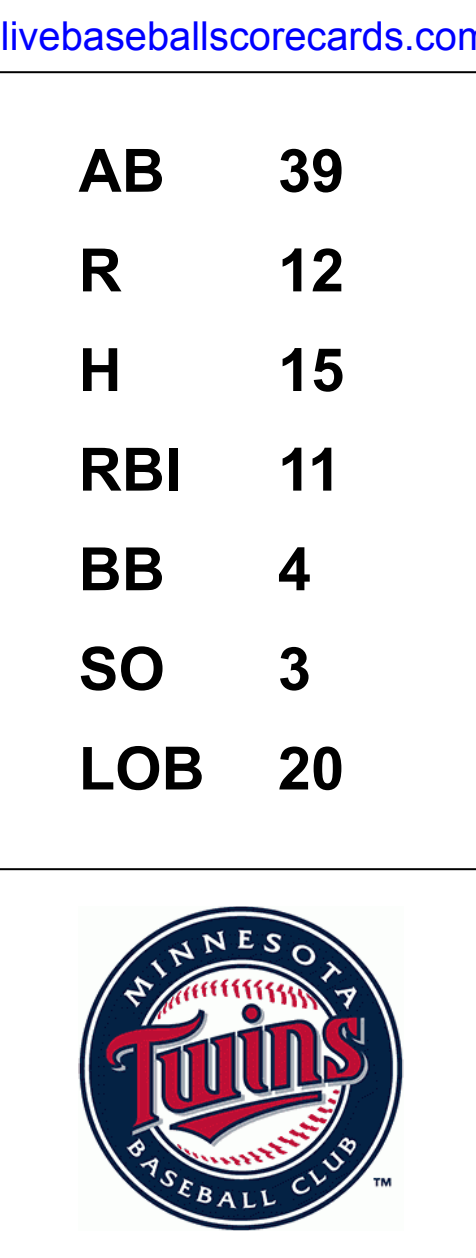
AB	33
R	6
H	10
RBI	6
BB	5
SO	8
LOB	21





Batter	1	2	3	4	5	6	7	8	9	AB	R	H	RBI	BB	SO	LOB	TOP						
20 Matt Joyce, L (1, 10) OBP: 0.500, SLG: 0.688	0-3 K		0-0 G3			0-2 HR		0-0 G4-3		4	1	1	1	0	1	0	<p>Tampa Bay Rays @ Minnesota Twins</p> <p>Hammond Stadium, Fort Myers, FL</p> <p>Sun Mar 21 2010, 1:10 PM - 3:53 PM EDT</p> <p>Att: 8,053 - Cloudy - 79 F</p>						
13 Carl Crawford, L (1, 7) OBP: 0.241, SLG: 0.308 63 J.J. Furmaniak, R (7, 4) OBP: 0.208, SLG: 0.136	0-0 P6			0-0 G5-3		0-0 F7		0-3 K		3	0	0	0	0	0	0							
18 Ben Zobrist, S (1, 9) OBP: 0.323, SLG: 0.464 26 Joe Dillon, R (7, 2) OBP: 0.200, SLG: 0.214	0-0 F7			0-0 L4		0-0 F8		0-0 1B		3	0	0	0	0	0	0							
2 B.J. Upton, R (1, 8) OBP: 0.263, SLG: 0.526 31 Greg Sexton, R (7, 3)		0-0 F8		0-0 1B		0-0 1B		0-0 F8		3	1	1	0	0	0	0							
9 Hank Blalock, L (1, 3) OBP: 0.389, SLG: 0.429 72 Chris De La Cruz, S (7, 6) OBP: 0.667, SLG: 1.000		0-0 L4		0-0 P5		4-0 24 2B 15 SF9 BB		0-0 1B		2	1	0	0	1	0	1							
24 Dan Johnson, L (1, 5) OBP: 0.345, SLG: 0.400 43 Reid Frank, L (7, 9)		4-0 BB			0-0 F7	0-0 2B		0-0 FC5-4		2	0	1	1	1	0	0							
15 Reid Brignac, L (1, 6) OBP: 0.375, SLG: 0.472 35 Dustin Biell, L (7, 8)	0-0 G6-3				0-3 K	0-0 SF9		0-3 K		2	0	0	1	0	1	1							
37 Elliot Johnson, S (1, 4) OBP: 0.289, SLG: 0.417			0-0 F7		0-3 K	0-0 F7		0-0 FC6-4		4	0	0	0	0	1	2							
67 Alvin Colina, R (1, 2) OBP: 0.083, SLG: 0.167 25 Anthony Scelfo, L (7, 7)			0-0 G6-3			0-0 F8		0-0 G5-3		3	0	0	0	0	0	1							
										0	0	0	0	0	0	0							
Inning Stats	R: 0 E: 0 K: 1 S: 5	H: 0 LOB: 0 BB: 0 P: 5	R: 0 E: 0 K: 0 S: 3	H: 0 LOB: 1 BB: 1 P: 7	R: 0 E: 0 K: 0 S: 3	H: 0 LOB: 0 BB: 0 P: 3	R: 0 E: 0 K: 0 S: 4	H: 1 LOB: 1 BB: 0 P: 4	R: 0 E: 0 K: 2 S: 7	H: 0 LOB: 0 BB: 0 P: 7	R: 1 E: 0 K: 0 S: 6	H: 1 LOB: 0 BB: 0 P: 6	R: 2 E: 1 K: 0 S: 5	H: 1 LOB: 1 BB: 1 P: 9	R: 0 E: 0 K: 1 S: 6	H: 1 LOB: 1 BB: 0 P: 6	R: 0 E: 0 K: 1 S: 6	H: 1 LOB: 1 BB: 0 P: 6	1B: 3 2B: 1 3B: 0 HR: 1	SF: 1 SAC: 0 DP: 0 HBP: 0	WP: 0 PB: 0 SB: 0 CS: 0	PA: 35	
PITCHER	IP WLS BF H R ER SO BB IBB HBP BLK WP HR S P ERA WHIP																						
30 Scott Baker, R (1, 1) ERA: 0.64	5.0 W 17	1 0 0 0 3	1 0 0 0 0	0 0 0 0 0	0 0 0 0 0	0 0 1 11 15	9.00 1.500																
55 Clay Condrey, R (6, 1) ERA: 10.29	2.0	10 2 3 2 0 1	0 0 0 0 0	0 0 0 0 0	0 0 0 0 0	0 0 6 6 6	0.00 1.000																
50 Jose Mijares, L (8, 1) ERA: 4.5	1.0	4 1 0 0 1	0 0 0 0 0	0 0 0 0 0	0 0 0 0 0	0 0 6 6 6	0.00 1.000																
15 Glen Perkins, L (9, 1) ERA: 9.0	1.0	4 1 0 0 1	0 0 0 0 0	0 0 0 0 0	0 0 0 0 0	0 0 6 6 6	0.00 1.000																

Batter	1	2	3	4	5	6	7	8	9	AB	R	H	RBI	BB	SO	LOB	BOTTOM						
2 Denard Span, L (1, 8) OBP: 0.448, SLG: 0.385 87 Ben Revere, L (6, 8) OBP: 0.333, SLG: 0.462	0-0 L4		0-0 F9		0-0 G3			0-0 1B		4	0	0	0	0	0	3	<p>Tampa Bay Rays @ Minnesota Twins</p> <p>Hammond Stadium, Fort Myers, FL</p> <p>Sun Mar 21 2010, 1:10 PM - 3:53 PM EDT</p> <p>Att: 8,053 - Cloudy - 79 F</p>						
1 Orlando Hudson, S (1, 4) OBP: 0.281, SLG: 0.241 20 Matt Tolbert, S (6, FR) OBP: 0.240, SLG: 0.227	4-0 7 1B 33 1B BB	0-0 G6-3		0-0 G3		0-0 E5		4-0 72 PB 20 BB 93 2B 1B		3	1	0	0	1	0	0							
7 Joe Mauer, L (1, 2) OBP: 0.550, SLG: 0.471 44 Wilson Ramos, R (7, 2) OBP: 0.364, SLG: 0.682	0-0 33 1B 5 1B	0-0 33 1B 5 1B	0-0 FC5-4	0-0 G3		0-0 F7		0-0 P3		4	1	2	0	0	0	1							
33 Justin Morneau, L (1, 3) OBP: 0.304, SLG: 0.545 72 Brock Peterson, R (7, 3) OBP: 0.296, SLG: 0.490	0-0 5 1B 25 1B	0-0 FC5-4	0-0 5 1B 25 2B	4-0 5 HR BB		0-0 F9		1-0 P4		3	3	1	1	1	0	2							
5 Michael Cuddyer, R (1, 9) OBP: 0.559, SLG: 0.742 93 Joe Benson, R (6, 9) OBP: 0.500, SLG: 1.000	0-0 25 1B 21 2B	0-2 25 2B	1-0 5 HR BB	1-0 5 HR BB		0-0 G5-3		0-0 81 WP 2B		3	3	3	3	0	0	0							
25 Jim Thome, L (1, 10) OBP: 0.412, SLG: 0.600 81 Danny Lehmann, R (8, PH) (9, 10)	0-0 21 2B 27 1B	0-0 21 2B 27 1B	0-0 G6-3	0-0 G6-3		0-0 F7		4-0 86 FC6-4 BB		4	1	2	3	0	0	0							
21 Delmon Young, R (1, 7) ERA: 10.24 86 Juan Portes, R (6, 7) OBP: 0.423, SLG: 0.792	0-0 27 1B	0-0 G6-3			0-0 27 G4-3 2B		0-3 K		0-0 FC6-4		3	0	2	1	0	0		1					
27 J.J. Hardy, R (1, 6) OBP: 0.294, SLG: 0.294 94 Yancarlos Ortiz, S (6, 6)	0-0 27 1B		0-0 G6-4-3 1B		0-0 G4-3		0-3 K				3	0	2	1	0	0		1					
8 Nick Punto, S (1, 5) OBP: 0.259, SLG: 0.217 90 Matt Macri, R (7, 5) OBP: 1.000, SLG: 1.000	0-3 K		0-0 G6-4-3		0-0 L5			0-0 20 BB 87 1B 72 PB 1B		3	0	0	0	0	1	4							
										1	1	1	0	0	0	0							
Inning Stats	R: 5 E: 1 K: 1 S: 11	H: 6 LOB: 2 BB: 1 P: 15	R: 2 E: 0 K: 0 S: 8	H: 3 LOB: 1 BB: 0 P: 8	R: 0 E: 0 K: 0 S: 3	H: 1 LOB: 0 BB: 0 P: 3	R: 2 E: 0 K: 0 S: 4	H: 1 LOB: 0 BB: 1 P: 9	R: 0 E: 0 K: 0 S: 4	H: 0 LOB: 1 BB: 0 P: 4	R: 0 E: 0 K: 2 S: 7	H: 0 LOB: 0 BB: 0 P: 7	R: 0 E: 0 K: 0 S: 6	H: 3 LOB: 2 BB: 2 P: 15	R: 3 E: 0 K: 0 S: 6	H: 3 LOB: 2 BB: 2 P: 15	1B: 10 2B: 4 3B: 0 HR: 1	SF: 0 SAC: 0 DP: 1 HBP: 0	WP: 1 PB: 1 SB: 0 CS: 0	PA: 43			
PITCHER	IP WLS BF H R ER SO BB IBB HBP BLK WP HR S P ERA WHIP																						
40 Wade Davis, R (1, 1) ERA: 10.24	2.0 L 16	1 0 0 0 0	1 0 0 0 0	0 0 0 0 0	0 0 0 0 0	0 0 1 7 12	9.00 1.500																
72 Richard De Los Santos, R (3, 1) ERA: 7.71	2.0	8 2 2 2 0 1	0 0 0 0 0	0 0 0 0 0	0 0 0 0 0	0 0 15 15	0.00 0.333																
76 Heath Phillips, L (5, 1) ERA: 5.91	3.0	11 1 0 0 2	0 0 0 0 0	0 0 0 0 0	0 0 0 0 0	1 0 6 6 6	27.00 5.000																
59 Dale Thayer, R (8, 1) ERA: 6.75	1.0	8 3 3 3 0 2	0 0 0 0 0	1 0 0 0 0	1 0 0 0 0	1 0 6 6 6	27.00 5.000																

AB	32
R	3
H	5
RBI	3
BB	2
SO	5
LOB	8



Batter	1	2	3	4	5	6	7	8	9	AB R H RBI BB SO LOB	TOP																								
											<p>Tampa Bay Rays @ Pittsburgh Pirates McKechnie Field, Bradenton, FL Sun Mar 21 2010, 1:05 PM EDT</p> <p>livebaseballscorecards.com</p> <p>AB 0 R 0 H 0 RBI 0 BB 0 SO 0 LOB 0</p> 																								
Inning Stats										1B: 0 SF: 0 2B: 0 SAC: 0 3B: 0 DP: 0 HR: 0 HBP: 0	WP: 0 PA: 0 FB: 0 SB: 0 CS: 0																								
PITCHER	IP	WLS	BF	H	R	ER	SO	BB	IBB	HBP	BLK	WP	HR	S	P	ERA	WHIP	PITCHER	IP	WLS	BF	H	R	ER	SO	BB	IBB	HBP	BLK	WP	HR	S	P	ERA	WHIP

Batter	1	2	3	4	5	6	7	8	9	AB R H RBI BB SO LOB	BOTTOM																								
											<p>Tampa Bay Rays @ Pittsburgh Pirates McKechnie Field, Bradenton, FL Sun Mar 21 2010, 1:05 PM EDT</p> <p>livebaseballscorecards.com</p> <p>AB 0 R 0 H 0 RBI 0 BB 0 SO 0 LOB 0</p> 																								
Inning Stats										1B: 0 SF: 0 2B: 0 SAC: 0 3B: 0 DP: 0 HR: 0 HBP: 0	WP: 0 PA: 0 FB: 0 SB: 0 CS: 0																								
PITCHER	IP	WLS	BF	H	R	ER	SO	BB	IBB	HBP	BLK	WP	HR	S	P	ERA	WHIP	PITCHER	IP	WLS	BF	H	R	ER	SO	BB	IBB	HBP	BLK	WP	HR	S	P	ERA	WHIP


Batter	1	2	3	4	5	6	7	8	9	AB	R	H	RBI	BB	SO	LOB	TOP					
8 Jason Bartlett, R (1,6) OBP: 0.353, SLG: 0.387	F7			G6-3	F7			K		4	0	1	0	0	0	1	<p>Tampa Bay Rays @ Boston Red Sox</p> <p>City of Palms Park, Ft. Myers, FL</p> <p>Mon Mar 22 20:10, 1:12 PM - 4:37 PM EDT</p> <p>Att: 7,685 - Partly Cloudy - 70 F</p>					
43 Ryan Shealy, R (6,3) OBP: 0.391, SLG: 0.368		1B								1	0	0	0	0	1							
13 Carl Crawford, L (1,7) OBP: 0.212, SLG: 0.267	G4-3			F8				G6-3		4	0	0	0	0	0							
69 Angel Chavez, R (6,5) OBP: 0.263, SLG: 0.353		F8								1	0	0	0	0	0							
3 Evan Longoria, R (1,5) OBP: 0.316, SLG: 0.529										4	2	2	2	0	1							
26 Joe Dillon, R (6,4) OBP: 0.188, SLG: 0.200	K			HR				G6-3		1	0	0	0	0	0							
23 Carlos Pena, L (1,3) OBP: 0.206, SLG: 0.290										3	1	1	0	1	0							
63 J.J. Furmaniak, R (6,9) OBP: 0.240, SLG: 0.217		G3-1		G6-4-3	18 BB			G4-3		1	0	1	0	0	0							
18 Ben Zobrist, S (1,8) OBP: 0.382, SLG: 0.600										2	2	2	2	1	0							
15 Reid Brignac, L (6,6) OBP: 0.357, SLG: 0.447		1B						K		2	0	0	0	0	1							
5 Pat Burrell, R (1,9) OBP: 0.333, SLG: 0.367										3	0	0	0	0	1							
11 Justin Ruggiano, R (6,8) OBP: 0.459, SLG: 0.886	K			G6-4-3				F7		2	0	0	0	0	1							
9 Hank Blalock, L (1,10) OBP: 0.409, SLG: 0.611										4	2	2	1	0	0							
1 Sean Rodriguez, R (1,4) OBP: 0.477, SLG: 0.975										3	2	2	2	0	0							
37 Elliot Johnson, S (6,7) OBP: 0.292, SLG: 0.495		10 HR		G6-3				K		1	0	0	0	0	1							
10 Kelly Shoppach, R (1,2) OBP: 0.464, SLG: 0.875										3	2	2	4	0	0							
61 Nevin Ashley, R (7,2) OBP: 0.333, SLG: 0.333								G4-3		1	0	0	0	0	0							
Inning Stats	R: 0 E: 0 K: 1 S: 5	H: 0 LOB: 0 BB: 5 P: 5	R: 4 E: 0 K: 1 S: 11	H: 5 LOB: 1 BB: 0 P: 14	R: 1 E: 0 K: 0 S: 3	H: 1 LOB: 1 BB: 2 P: 11	R: 1 E: 0 K: 0 S: 4	H: 1 LOB: 0 BB: 0 P: 4	R: 4 E: 1 K: 0 S: 11	H: 4 LOB: 1 BB: 0 P: 14	R: 0 E: 0 K: 0 S: 3	H: 0 LOB: 0 BB: 0 P: 3	R: 1 E: 0 K: 2 S: 10	H: 1 LOB: 0 BB: 0 P: 13	R: 0 E: 0 K: 1 S: 5	H: 0 LOB: 0 BB: 0 P: 5	R: 0 E: 0 K: 1 S: 6	H: 1 LOB: 1 BB: 0 P: 6	1B: 5 2B: 1 3B: 0 HR: 7	SF: 0 SAC: 0 DP: 1 HBP: 0	WP: 0 PB: 0 SB: 0 CS: 0	PA: 42
PITCHER	IP WLS BF H R ER SO BB IBB HBP BLK WP HR S P ERA WHIP															ERA WHIP						
30 Boof Bonser, R (1,1) ERA: 11.57	2.0 L 14 6 5 5 2 2 0 0 0 0 0 2 17 28 22.50 4.000															0.00 0.500						
48 Scott Atchison, R (3,1) ERA: 2.09	2.0 6 1 1 1 0 0 0 0 0 0 0 1 6 6 4.50 0.500																					
63 Junichi Tazawa, R (5,1) ERA: 10.29	1.0 8 4 4 4 0 0 0 0 0 0 0 3 11 14 36.00 4.000																					
55 Brian Shouse, L (6,1) ERA: 1.08	1.0 3 0 0 0 0 0 0 0 0 0 0 0 3 3 0.00 0.000																					
46 Joe Nelson, R (7,1) ERA: 3.38	1.0 4 1 1 1 2 0 0 0 0 0 0 1 10 13 9.00 1.000																					

Batter	1	2	3	4	5	6	7	8	9	AB	R	H	RBI	BB	SO	LOB	BOTTOM			
2 Jacoby Ellsbury, L (1,7) OBP: 0.313, SLG: 0.467	F7							K		2	0	1	0	1	0		<p>Tampa Bay Rays @ Boston Red Sox</p> <p>City of Palms Park, Ft. Myers, FL</p> <p>Mon Mar 22 20:10, 1:12 PM - 4:37 PM EDT</p> <p>Att: 7,685 - Partly Cloudy - 70 F</p>			
97 Alex Hassan, R (5, PR) (6,7)										2	0	0	0	0	1	3				
15 Dustin Pedroia, R (1,4) OBP: 0.385, SLG: 0.583	F8									2	0	0	1	0	0					
92 Ray Chang, R (6,4) OBP: 1.000, SLG: 2.500										2	2	2	3	0	0					
41 Victor Martinez, S (1,2) OBP: 0.273, SLG: 0.290										2	0	0	0	1	0					
Mark Wagner, R (7,2) OBP: 0.500, SLG: 1.067										2	1	2	1	0	0					
20 Kevin Youkilis, R (1,3) OBP: 0.333, SLG: 0.448										3	0	1	0	0	0					
83 Chris McGuinness, L (6, PR) OBP: 0.500, SLG: 0.500	G3									2	1	1	1	0	1					
34 David Ortiz, L (1,10) OBP: 0.293, SLG: 0.378										3	0	0	0	0	1					
96 Yamaico Navarro, R (8, PH) OBP: 0.348, SLG: 0.455										2	0	0	0	0	2					
7 J.D. Drew, L (1,9) OBP: 0.269, SLG: 0.261										3	0	1	0	0	1					
90 Jason Place, R (7,9) OBP: 0.167, SLG: 0.333										2	0	0	0	0	2					
29 Adrian Beltre, R (1,5) OBP: 0.320, SLG: 0.227										3	0	1	0	0	0					
91 Jorge Jimenez, L (7, PR) OBP: 0.304, SLG: 0.300	F9									2	2	1	0	0	0					
23 Mike Cameron, R (1,8) OBP: 0.500, SLG: 0.692										3	1	2	0	0	1					
68 Matt Sheely, R (8,8) OBP: 0.500, SLG: 1.000	PO									2	1	2	1	0	0					
10 Marco Scutaro, R (1,6) OBP: 0.303, SLG: 0.321										2	0	0	0	1	0					
86 Derrick Gibson, R (7, PR) OBP: 0.500, SLG: 0.500										2	1	1	2	0	0					
Inning Stats	R: 0 E: 0 K: 0 S: 3	H: 0 LOB: 1 BB: 1 P: 7	R: 0 E: 0 K: 1 S: 5	H: 1 LOB: 0 BB: 0 P: 5	R: 1 E: 0 K: 0 S: 4	H: 1 LOB: 1 BB: 1 P: 8	R: 0 E: 0 K: 0 S: 3	H: 0 LOB: 0 BB: 0 P: 3	R: 0 E: 0 K: 1 S: 6	H: 1 LOB: 1 BB: 0 P: 6	R: 3 E: 0 K: 3 S: 12	H: 3 LOB: 2 BB: 1 P: 17	R: 2 E: 1 K: 2 S: 10	H: 2 LOB: 1 BB: 0 P: 11	R: 3 E: 0 K: 2 S: 18	H: 5 LOB: 2 BB: 0 P: 19	1B: 9 2B: 3 3B: 2 HR: 1	SF: 1 SAC: 0 DP: 0 HBP: 0	WP: 2 PB: 0 SB: 0 CS: 0	PA: 46
PITCHER	IP WLS BF H R ER SO BB IBB HBP BLK WP HR S P ERA WHIP															ERA WHIP				
33 James Shields, R (1,1) ERA: 12.79	5.2 W 23 5 1 1 1 1 2 0 0 0 0 0 0 3 3 1.59 1.235																			
54 Mike Ekstrom, R (6,1) ERA: 12.79	0.1 1 0 0 0 0 1 0 0 0 0 0 0 0 3 3 0.00 0.000																			
49 Winston Abreu, L (7,1) ERA: 0.75	1.0 7 3 3 3 3 1 0 0 0 0 0 1 12 17 27.00 4.000																			
52 Carlos Hernández, L (8,1) ERA: 6.75	1.2 12 6 5 3 4 0 0 0 0 0 1 0 26 27 16.20 3.600																			
75 Heath Rollins, R (9,1) ERA: 4.91	0.1 S 2 1 0 0 0 0 0 0 0 0 0 1 0 2 3 0.00 3.000																			

AB 40
R 11
H 13
RBI 11
BB 2
SO 6
LOB 8



AB 41
R 9
H 15
RBI 9
BB 3
SO 9
LOB 19



WP: 0 PA: 42
PB: 0
SB: 0
CS: 0

WP: 2 PA: 46
PB: 0
SB: 0
CS: 0

livebaseballscores.com

livebaseballscores.com

Batter	1	2	3	4	5	6	7	8	9	AB	R	H	RBI	BB	SO	LOB	TOP								
63 J.J. Furmaniak, R OBP: 0.231, SLG: 0.208 26 Joe Dillon, R OBP: 0.200, SLG: 0.167 10 Omar Luna, R (9, PR)	G6-3		G6-4-3			L9	FC4			1	0	0	0	0	0	0	Tampa Bay Rays @ Philadelphia Phillies Bright House Networks Field, Clearwater, FL Tue Mar 23 2010, 1:08 PM - 3:49 PM EDT Att: 10,056 - Sunny - 61 F								
20 Matt Joyce, L OBP: 0.440, SLG: 0.619	K				P4					5	1	1	0	0	2	3									
3 Evan Longoria, R OBP: 0.317, SLG: 0.541 24 Dan Johnson, L OBP: 0.333, SLG: 0.385	G5-3				G6-3					3	0	1	2	0	0	0									
23 Carlos Pena, L OBP: 0.189, SLG: 0.182 69 Angel Chavez, R OBP: 0.250, SLG: 0.333		K			G4-3					3	0	0	0	0	1	1									
5 Pat Burrell, R OBP: 0.333, SLG: 0.344 11 Rashad Eldridge, S		G6-3								2	0	0	0	1	1	1									
11 Justin Ruggiano, R OBP: 0.488, SLG: 0.868										0	1	0	0	1	0	0									
15 Reid Brignac, L OBP: 0.348, SLG: 0.429										3	0	2	0	1	0	1									
37 Elliot Johnson, S OBP: 0.279, SLG: 0.375										4	0	1	0	0	0	4									
61 Nevin Ashley, R OBP: 0.333, SLG: 0.333 67 Alvin Colina, R OBP: 0.077, SLG: 0.154										3	1	1	0	0	1	3									
										1	0	0	0	0	2										
Inning Stats	R: 0 E: 0 K: 1 S: 10	H: 0 LOB: 0 BB: 0 P: 13	R: 0 E: 0 K: 1 S: 10	H: 1 LOB: 1 BB: 0 P: 14	R: 0 E: 0 K: 0 S: 6	H: 0 LOB: 0 BB: 1 P: 12	R: 0 E: 0 K: 0 S: 5	H: 0 LOB: 0 BB: 0 P: 7	R: 0 E: 0 K: 0 S: 8	H: 0 LOB: 1 BB: 1 P: 14	R: 2 E: 0 K: 1 S: 10	H: 3 LOB: 1 BB: 0 P: 14	R: 0 E: 0 K: 2 S: 13	H: 1 LOB: 2 BB: 1 P: 18	R: 0 E: 0 K: 2 S: 7	H: 0 LOB: 0 BB: 0 P: 10	R: 1 E: 2 K: 0 S: 11	H: 1 LOB: 3 BB: 2 P: 21	1B: 4 2B: 2 3B: 0 HR: 0	SF: 0 SAC: 0 DP: 1 HBP: 0	WP: 0 PB: 0 SB: 0 CS: 0	PA: 38			
PITCHER	IP	WLS	BF	H	R	ER	SO	BB	IBB	HBP	BLK	WP	HR	S	P	ERA	WHIP								
56 Joe Blanton, R ERA: 3.86	5.1		21	4	2	2	2	2	0	0	0	0	0	45	68	3.38	1.125								
52 Jose Contreras, R ERA: 5.79	1.2		7	1	0	0	3	1	0	0	0	0	0	17	24	0.00	1.200								
37 Chad Durbin, R ERA:	2.0	W	10	1	1	0	2	2	0	0	0	0	0	18	31	0.00	1.500								

Batter	1	2	3	4	5	6	7	8	9	AB	R	H	RBI	BB	SO	LOB	BOTTOM									
11 Jimmy Rollins, S OBP: 0.340, SLG: 0.542 21 Wilson Valdez, R OBP: 0.526, SLG: 0.706	G4-6-3		G3							3	0	2	0	0	0	0	Tampa Bay Rays @ Philadelphia Phillies Bright House Networks Field, Clearwater, FL Tue Mar 23 2010, 1:08 PM - 3:49 PM EDT Att: 10,056 - Sunny - 61 F									
27 Placido Polanco, R OBP: 0.421, SLG: 0.500 52 Jose Contreras, R 37 Chad Durbin, R	G4-6-3		G4-3							3	0	1	0	0	0	1										
26 Chase Utley, L OBP: 0.410, SLG: 0.258	G4-6-3									4	0	0	0	0	1	3										
6 Ryan Howard, L OBP: 0.420, SLG: 0.600 12 Cody Ransom, R OBP: 0.192, SLG: 0.538	K									3	2	2	2	0	1	1										
28 Jayson Werth, R OBP: 0.333, SLG: 0.389 40 John Mayberry Jr., R OBP: 0.297, SLG: 0.412	F8									3	0	0	0	0	1	0										
8 Shane Victorino, S OBP: 0.287, SLG: 0.367 31 Dewayne Wise, L OBP: 0.238, SLG: 0.300	G3-1									3	1	1	1	0	0	0										
19 Greg Dobbs, L OBP: 0.375, SLG: 0.621										4	0	2	0	0	2	0										
23 Brian Schneider, L OBP: 0.304, SLG: 0.333										3	0	0	1	0	0	1										
56 Joe Blanton, R 3 Ross Gload, L OBP: 0.233, SLG: 0.345										2	0	0	0	0	0	0										
										1	0	0	0	0	0	0										
Inning Stats	R: 0 E: 0 K: 1 S: 11	H: 2 LOB: 1 BB: 0 P: 15	R: 0 E: 0 K: 0 S: 14	H: 1 LOB: 0 BB: 0 P: 23	R: 0 E: 0 K: 0 S: 6	H: 0 LOB: 0 BB: 0 P: 11	R: 2 E: 0 K: 3 S: 11	H: 2 LOB: 0 BB: 0 P: 19	R: 0 E: 0 K: 0 S: 8	H: 1 LOB: 1 BB: 0 P: 13	R: 1 E: 0 K: 0 S: 6	H: 1 LOB: 0 BB: 0 P: 12	R: 0 E: 0 K: 1 S: 6	H: 0 LOB: 0 BB: 0 P: 9	R: 0 E: 0 K: 0 S: 6	H: 0 LOB: 1 BB: 1 P: 12	R: 1 E: 0 K: 0 S: 6	H: 1 LOB: 1 BB: 1 P: 10	1B: 4 2B: 1 3B: 0 HR: 3	SF: 1 SAC: 1 DP: 1 HBP: 0	WP: 0 PB: 0 SB: 0 CS: 0	PA: 35				
PITCHER	IP	WLS	BF	H	R	ER	SO	BB	IBB	HBP	BLK	WP	HR	S	P	ERA	WHIP									
22 Matt Garza, R ERA: 3.45	5.2		23	7	3	3	4	0	0	0	0	0	0	3	54	90	4.76	1.235								
53 Joaquin Benoit, R ERA: 4.91	1.1		4	0	0	0	1	0	0	0	0	0	0	8	12	0.00	0.000									
50 Grant Balfour, R ERA: 9.82	1.2	L	8	1	1	1	0	2	0	0	0	0	0	12	22	5.40	1.800									

AB	33
R	3
H	6
RBI	3
BB	5
SO	7
LOB	23



AB	31
R	4
H	8
RBI	4
BB	2
SO	5
LOB	7



Batter	1	2	3	4	5	6	7	8	9	AB	R	H	RBI	BB	SO	LOB	TOP						
19 José Bautista, R OBP: 0.500, SLG: 0.967 Manny Mayerson, R (5, 5)										3	1	1	0	0	0	1	Toronto Blue Jays @ Tampa Bay Rays Charlotte Sports Park, Port Charlotte, FL Wed Mar 24 2010, 1:24 PM - 3:46 PM EDT Att: 5,490 - Sunny - 73 F						
2 Aaron Hill, R OBP: 0.567, SLG: 0.650 77 Brad Emaus, R (5, PR) (5, 4)										2	0	0	0	1	0	1							
7 Jeremy Reed, L OBP: 0.439, SLG: 0.462 Aaron Mathews, R (5, 7)										3	0	2	0	0	0	1							
35 Lyle Overbay, L OBP: 0.567, SLG: 0.652 15 Kyle Phillips, L OBP: 0.500, SLG: 0.500 (5, 3)										3	0	3	2	0	0	0							
70 Chris Lubanski, L OBP: 0.290, SLG: 0.519 Callix Crabbe, S (5, 9)										3	0	0	0	0	2	6							
11 Alex Gonzalez, R OBP: 0.299, SLG: 0.360 73 Tyler Pastornicky, R OBP: 0.286, SLG: 0.286 (6, 6)										3	1	1	1	0	1	4							
40 Mike McDade, S OBP: 0.500, SLG: 0.833 (1, 10)										4	0	1	0	0	2	2							
1 Joey Gathright, L OBP: 0.229, SLG: 0.206 5 Kenny Wilson, R (6, 8)										3	0	0	0	0	1	1							
13 Raul Chavez, R OBP: 0.231, SLG: 0.250 9 J.P. Arencibia, R OBP: 0.211, SLG: 0.722 (5, 2)										2	0	0	0	0	0	1							
										2	0	0	0	0	1	0							
Inning Stats	R: 1 E: 0 K: 2 S: 10	H: 3 LOB: 2 BB: 0 P: 10	R: 0 E: 0 K: 0 S: 4	H: 1 LOB: 1 BB: 0 P: 4	R: 0 E: 0 K: 1 S: 7	H: 2 LOB: 2 BB: 0 P: 7	R: 0 E: 0 K: 0 S: 3	H: 0 LOB: 0 BB: 0 P: 3	R: 1 E: 0 K: 2 S: 8	H: 1 LOB: 2 BB: 0 P: 8	R: 0 E: 0 K: 1 S: 5	H: 0 LOB: 0 BB: 0 P: 5	R: 0 E: 0 K: 2 S: 9	H: 2 LOB: 2 BB: 0 P: 9	R: 0 E: 0 K: 1 S: 5	H: 0 LOB: 0 BB: 0 P: 5	1B: 8 2B: 1 3B: 0 HR: 1	SF: 0 SAC: 0 DP: 0 HBP: 0	WP: 0 PB: 0 SB: 2 CS: 0	PA: 38			
PITCHER	IP WLS BF H R ER SO BB IBB HBP BLK WP HR S P ERA WHIP	IP WLS BF H R ER SO BB IBB HBP BLK WP HR S P ERA WHIP	IP WLS BF H R ER SO BB IBB HBP BLK WP HR S P ERA WHIP	IP WLS BF H R ER SO BB IBB HBP BLK WP HR S P ERA WHIP	IP WLS BF H R ER SO BB IBB HBP BLK WP HR S P ERA WHIP	IP WLS BF H R ER SO BB IBB HBP BLK WP HR S P ERA WHIP	IP WLS BF H R ER SO BB IBB HBP BLK WP HR S P ERA WHIP	IP WLS BF H R ER SO BB IBB HBP BLK WP HR S P ERA WHIP	IP WLS BF H R ER SO BB IBB HBP BLK WP HR S P ERA WHIP	IP WLS BF H R ER SO BB IBB HBP BLK WP HR S P ERA WHIP	IP WLS BF H R ER SO BB IBB HBP BLK WP HR S P ERA WHIP	IP WLS BF H R ER SO BB IBB HBP BLK WP HR S P ERA WHIP	IP WLS BF H R ER SO BB IBB HBP BLK WP HR S P ERA WHIP	IP WLS BF H R ER SO BB IBB HBP BLK WP HR S P ERA WHIP	IP WLS BF H R ER SO BB IBB HBP BLK WP HR S P ERA WHIP	IP WLS BF H R ER SO BB IBB HBP BLK WP HR S P ERA WHIP	IP WLS BF H R ER SO BB IBB HBP BLK WP HR S P ERA WHIP	IP WLS BF H R ER SO BB IBB HBP BLK WP HR S P ERA WHIP	IP WLS BF H R ER SO BB IBB HBP BLK WP HR S P ERA WHIP	IP WLS BF H R ER SO BB IBB HBP BLK WP HR S P ERA WHIP	IP WLS BF H R ER SO BB IBB HBP BLK WP HR S P ERA WHIP	IP WLS BF H R ER SO BB IBB HBP BLK WP HR S P ERA WHIP	
34 Jeff Niemann, R ERA: 3.26	5.0 W 23 7 2 2 3 1 0 0 0 0 0 0 28 32 3.60 1.600	29 Rafael Soriano, R ERA: 3.0	1.0 H 4 1 1 1 2 0 0 0 0 0 0 1 8 9 9.00 1.000	36 Randy Choate, L ERA: 1.5	1.0 H 3 0 0 0 1 0 0 0 0 0 0 0 5 5 0.00 0.000	59 Dale Thayer, R ERA: 5.19	2.0 S 8 2 0 0 3 0 0 0 0 0 0 0 14 14 0.00 1.000																

AB	37
R	3
H	10
RBI	3
BB	1
SO	9
LOB	20



Batter	1	2	3	4	5	6	7	8	9	AB	R	H	RBI	BB	SO	LOB	BOTTOM					
8 Jason Bartlett, R OBP: 0.395, SLG: 0.600 52 John Matulia, L OBP: 0.500, SLG: 0.500 (7, 8)										4	3	3	2	0	0	0	Toronto Blue Jays @ Tampa Bay Rays Charlotte Sports Park, Port Charlotte, FL Wed Mar 24 2010, 1:24 PM - 3:46 PM EDT Att: 5,490 - Sunny - 73 F					
13 Carl Crawford, L OBP: 0.318, SLG: 0.294 Ty Morrison, L (7, 9)										4	1	2	0	0	3							
18 Ben Zobrist, S OBP: 0.368, SLG: 0.588 43 Reid Frank, L (7, 7)										4	0	1	1	0	3							
3 Evan Longoria, R OBP: 0.318, SLG: 0.513 26 Joe Dillon, R OBP: 0.190, SLG: 0.158 (8, 10)										2	0	0	0	1	3							
2 B.J. Upton, R OBP: 0.288, SLG: 0.512 15 Reid Brignac, L OBP: 0.340, SLG: 0.419 (7, 6)										3	0	1	1	0	1							
19 Gabe Kapler, R OBP: 0.250, SLG: 0.160 37 Elliot Johnson, S OBP: 0.273, SLG: 0.366 (7, 4)										3	0	1	0	0	1							
10 Kelly Shoppach, R OBP: 0.419, SLG: 0.778 67 Alvin Colina, R OBP: 0.071, SLG: 0.143 (8, 2)										3	0	0	0	0	2							
9 Hank Blalock, L OBP: 0.360, SLG: 0.524 43 Ryan Shealy, R OBP: 0.375, SLG: 0.350 (7, 3)										3	0	0	0	0	0							
1 Sean Rodriguez, R OBP: 0.468, SLG: 0.930 69 Angel Chavez, R OBP: 0.238, SLG: 0.316 (7, 5)										3	1	1	0	0	0							
Inning Stats	R: 1 E: 1 K: 0 S: 6	H: 2 LOB: 3 BB: 1 P: 11	R: 1 E: 1 K: 0 S: 6	H: 2 LOB: 2 BB: 0 P: 6	R: 0 E: 0 K: 2 S: 7	H: 0 LOB: 0 BB: 0 P: 7	R: 2 E: 0 K: 0 S: 6	H: 3 LOB: 1 BB: 0 P: 6	R: 0 E: 0 K: 2 S: 7	H: 0 LOB: 0 BB: 0 P: 7	R: 1 E: 0 K: 0 S: 7	H: 2 LOB: 1 BB: 0 P: 9	R: 0 E: 0 K: 1 S: 5	H: 0 LOB: 0 BB: 0 P: 5	R: 0 E: 0 K: 0 S: 3	H: 0 LOB: 0 BB: 0 P: 3		1B: 6 2B: 1 3B: 0 HR: 2	SF: 0 SAC: 0 DP: 0 HBP: 0	WP: 0 PB: 0 SB: 1 CS: 0	PA: 36	
PITCHER	IP WLS BF H R ER SO BB IBB HBP BLK WP HR S P ERA WHIP	IP WLS BF H R ER SO BB IBB HBP BLK WP HR S P ERA WHIP	IP WLS BF H R ER SO BB IBB HBP BLK WP HR S P ERA WHIP	IP WLS BF H R ER SO BB IBB HBP BLK WP HR S P ERA WHIP	IP WLS BF H R ER SO BB IBB HBP BLK WP HR S P ERA WHIP	IP WLS BF H R ER SO BB IBB HBP BLK WP HR S P ERA WHIP	IP WLS BF H R ER SO BB IBB HBP BLK WP HR S P ERA WHIP	IP WLS BF H R ER SO BB IBB HBP BLK WP HR S P ERA WHIP	IP WLS BF H R ER SO BB IBB HBP BLK WP HR S P ERA WHIP	IP WLS BF H R ER SO BB IBB HBP BLK WP HR S P ERA WHIP	IP WLS BF H R ER SO BB IBB HBP BLK WP HR S P ERA WHIP	IP WLS BF H R ER SO BB IBB HBP BLK WP HR S P ERA WHIP	IP WLS BF H R ER SO BB IBB HBP BLK WP HR S P ERA WHIP	IP WLS BF H R ER SO BB IBB HBP BLK WP HR S P ERA WHIP	IP WLS BF H R ER SO BB IBB HBP BLK WP HR S P ERA WHIP	IP WLS BF H R ER SO BB IBB HBP BLK WP HR S P ERA WHIP	IP WLS BF H R ER SO BB IBB HBP BLK WP HR S P ERA WHIP	IP WLS BF H R ER SO BB IBB HBP BLK WP HR S P ERA WHIP	IP WLS BF H R ER SO BB IBB HBP BLK WP HR S P ERA WHIP	IP WLS BF H R ER SO BB IBB HBP BLK WP HR S P ERA WHIP	IP WLS BF H R ER SO BB IBB HBP BLK WP HR S P ERA WHIP	IP WLS BF H R ER SO BB IBB HBP BLK WP HR S P ERA WHIP
30 Dana Eveland, L ERA: 1.89	4.0 L 22 7 0 2 2 2 1 0 0 0 0 0 0 7 7 0.00 0.000	44 Casey Janssen, R ERA: 6.75	1.0 5 2 1 1 0 0 0 0 0 0 0 1 7 9 9.00 2.000	47 Merkin Valdez, R ERA: 5.4	1.0 3 0 0 0 1 0 0 0 0 0 0 0 5 5 0.00 0.000	25 David Purzey, L ERA: 6.0	1.0 3 0 0 0 0 0 0 0 0 0 0 0 3 3 0.00 0.000															

AB	35
R	5
H	9
RBI	4
BB	1
SO	5
LOB	12



Batter	1	2	3	4	5	6	7	8	9	AB	R	H	RBI	BB	SO	LOB	TOP					
2 Denard Span, L (1, 8) OBP: 0.417, SLG: 0.344 12 Alexi Casilla, S (7, PH) OBP: 0.270, SLG: 0.219	4-2 CS BB		0-0 G6-3		2-3 K		0-3 K			2	0	0	0	1	1	2						
1 Orlando Hudson, S (1, 4) OBP: 0.289, SLG: 0.235 20 Matt Tolbert, S (7, 4) OBP: 0.300, SLG: 0.308	3-3 K		3-2 G4-3			2-0 F9		0-0 G3		3	0	0	0	0	1	1						
7 Joe Mauer, L (1, 2) OBP: 0.500, SLG: 0.520	1-0 2B			2-2 G4-3		3-1 G3		0-0 1B		4	0	2	0	0	0	0						
33 Justin Morneau, L (1, 3) OBP: 0.294, SLG: 0.516 72 Brock Peterson, R (8, 3) OBP: 0.296, SLG: 0.385	0-1 G4-3			0-1 G3		0-3 K		0-3 K		4	0	0	0	0	2	2						
16 Jason Kubel, L (1, 10) OBP: 0.395, SLG: 0.625 86 Juan Portes, R (8, PH) OBP: 0.414, SLG: 0.741	1-2 HR			0-0 G3-1			1-0 21 HR 1B	0-0 1B		3	2	1	0	0	0	0						
21 Delmon Young, R (1, 7) OBP: 0.300, SLG: 0.500 87 Ben Revere, L (7, 7) OBP: 0.310, SLG: 0.439	1-1 F8				0-0 11 G4-6-3 1B		0-2 HR 1B	0-0 G1-3		3	1	2	2	0	0	0						
11 Jacque Jones, L (1, 9) OBP: 0.397, SLG: 0.590 Ramon Santana, R (7, 9)	0-3 K				0-0 G4-6-3 1B		0-3 K		0-0 F8	3	0	0	0	0	2	1						
27 J.J. Hardy, R (1, 6) OBP: 0.348, SLG: 0.318 90 James Beresford, L (7, PR) (7, 6)	2-1 G5-3				1-1 8 1B		0-0 1B		0-0 G2-3	3	0	2	0	0	0	0						
8 Nick Punto, S (1, 5) OBP: 0.303, SLG: 0.310 Nicholas Romero, S (7, 5)			1-3 K		0-1 SAFE 1B		0-0 F8		0-3 K	3	0	1	0	0	1	1						
Inning Stats	R: 0 E: 0 K: 1 S: 8	H: 1 LOB: 1 BB: 1 P: 16	R: 1 E: 0 K: 1 S: 10	H: 1 LOB: 0 BB: 0 P: 14	R: 0 E: 0 K: 1 S: 8	H: 0 LOB: 0 BB: 0 P: 12	R: 0 E: 0 K: 0 S: 6	H: 0 LOB: 0 BB: 0 P: 8	R: 0 E: 0 K: 1 S: 9	H: 3 LOB: 2 BB: 0 P: 12	R: 0 E: 0 K: 1 S: 6	H: 0 LOB: 0 BB: 0 P: 11	R: 2 E: 0 K: 2 S: 12	H: 3 LOB: 1 BB: 0 P: 13	R: 0 E: 0 K: 1 S: 7	H: 2 LOB: 2 BB: 0 P: 7	R: 0 E: 0 K: 1 S: 5	H: 0 LOB: 0 BB: 0 P: 5	1B: 7 2B: 2 3B: 0 HR: 2	SF: 0 SAC: 0 DP: 2 HBP: 0	WP: 0 PB: 0 SB: 0 CS: 1	PA: 36
PITCHER	IP WLS BF H R ER SO BB IBB HBP BLK WP HR S P ERA WHIP	IP WLS BF H R ER SO BB IBB HBP BLK WP HR S P ERA WHIP	IP WLS BF H R ER SO BB IBB HBP BLK WP HR S P ERA WHIP	IP WLS BF H R ER SO BB IBB HBP BLK WP HR S P ERA WHIP	IP WLS BF H R ER SO BB IBB HBP BLK WP HR S P ERA WHIP	IP WLS BF H R ER SO BB IBB HBP BLK WP HR S P ERA WHIP	IP WLS BF H R ER SO BB IBB HBP BLK WP HR S P ERA WHIP	IP WLS BF H R ER SO BB IBB HBP BLK WP HR S P ERA WHIP	IP WLS BF H R ER SO BB IBB HBP BLK WP HR S P ERA WHIP	IP WLS BF H R ER SO BB IBB HBP BLK WP HR S P ERA WHIP	IP WLS BF H R ER SO BB IBB HBP BLK WP HR S P ERA WHIP	IP WLS BF H R ER SO BB IBB HBP BLK WP HR S P ERA WHIP	IP WLS BF H R ER SO BB IBB HBP BLK WP HR S P ERA WHIP	IP WLS BF H R ER SO BB IBB HBP BLK WP HR S P ERA WHIP	IP WLS BF H R ER SO BB IBB HBP BLK WP HR S P ERA WHIP	IP WLS BF H R ER SO BB IBB HBP BLK WP HR S P ERA WHIP	IP WLS BF H R ER SO BB IBB HBP BLK WP HR S P ERA WHIP	IP WLS BF H R ER SO BB IBB HBP BLK WP HR S P ERA WHIP	IP WLS BF H R ER SO BB IBB HBP BLK WP HR S P ERA WHIP			

Minnesota Twins @ Tampa Bay Rays
Charlotte Sports Park, Port Charlotte, FL
Thu Mar 25 20:10, 1:09 PM - 3:29 PM EDT
Att: 5,158 - Sunny - 77 F

AB 35
R 3
H 10
RBI 3
BB 1
SO 9
LOB 10



Batter	1	2	3	4	5	6	7	8	9	AB	R	H	RBI	BB	SO	LOB	BOTTOM			
8 Jason Bartlett, R (1, 6) OBP: 0.366, SLG: 0.553 37 Elliot Johnson, S (7, 5) OBP: 0.267, SLG: 0.357	0-1 G6-3		1-3 K		2-0 F8		0-0 G6-3			3	0	0	0	0	1	2				
13 Carl Crawford, L (1, 7) OBP: 0.250, SLG: 0.297 15 Reid Brignac, L (7, 6) OBP: 0.354, SLG: 0.432	2-1 18 2 1B			1-3 K	1-0 FC4-6 1B		0-0 26 1B 11 SH3 1B			3	1	1	0	0	1	1				
18 Ben Zobrist, S (1, 4) OBP: 0.390, SLG: 0.583 26 Joe Dillon, R (7, 3) OBP: 0.227, SLG: 0.200	0-1 SAFE 2 1B		4-0 2 2B BB		1-1 F8		0-0 11 SH3 1B			2	1	1	0	1	0	0				
23 Carlos Pena, L (1, 3) OBP: 0.175, SLG: 0.167 11 Rashad Eldridge, S (7, 8)	0-3 K		2-3 SAFE K		2-3 K		0-0 SH3			3	0	0	0	0	3	3				
2 B.J. Upton, R (1, 8) OBP: 0.295, SLG: 0.545 10 Omar Luna, R (7, 4)	0-1 SAFE 1B		0-0 SAFE 2B		0-1 F8		0-0 G1-3			3	0	2	2	0	0	0				
5 Pat Burrell, R (1, 9) OBP: 0.310, SLG: 0.314 58 Christopher Murrill, L (7, 9)	0-0 F8		3-3 K			2-3 K		0-0 G1-3		3	0	0	0	0	2	3				
19 Gabe Kapler, R (1, 10) OBP: 0.219, SLG: 0.138		1-2 L9		2-2 G5-3		1-1 G5-3		0-0 F7		4	0	0	0	0	0	0				
1 Sean Rodriguez, R (1, 5) OBP: 0.460, SLG: 0.913 35 Dustin Biell, L (7, 7)		1-3 K		2-1 61 1B 2B		3-2 G4-3		0-0 G4-3		3	1	1	0	0	1	0				
61 Nevin Ashley, R (1, 2) OBP: 0.444, SLG: 0.556 67 Alvin Colina, R (8, 2) OBP: 0.071, SLG: 0.143		0-0 2B		0-1 13 FC4-6 1B			0-0 E3 37 G6-3 15 1B			3	1	2	1	0	0	0				
Inning Stats	R: 1 E: 0 K: 1 S: 12	H: 3 LOB: 2 BB: 0 P: 14	R: 0 E: 0 K: 2 S: 10	H: 1 LOB: 1 BB: 0 P: 13	R: 1 E: 0 K: 3 S: 12	H: 1 LOB: 1 BB: 1 P: 22	R: 1 E: 0 K: 0 S: 10	H: 2 LOB: 1 BB: 0 P: 17	R: 0 E: 0 K: 1 S: 7	H: 0 LOB: 0 BB: 0 P: 10	R: 0 E: 0 K: 1 S: 11	H: 0 LOB: 0 BB: 0 P: 17	R: 2 E: 1 K: 0 S: 6	H: 2 LOB: 1 BB: 0 P: 6	R: 0 E: 0 K: 0 S: 3	H: 0 LOB: 0 BB: 0 P: 3	1B: 6 2B: 3 3B: 0 HR: 0	SF: 0 SAC: 1 DP: 0 HBP: 0	WP: 0 PB: 0 SB: 1 CS: 0	PA: 35
PITCHER	IP WLS BF H R ER SO BB IBB HBP BLK WP HR S P ERA WHIP	IP WLS BF H R ER SO BB IBB HBP BLK WP HR S P ERA WHIP	IP WLS BF H R ER SO BB IBB HBP BLK WP HR S P ERA WHIP	IP WLS BF H R ER SO BB IBB HBP BLK WP HR S P ERA WHIP	IP WLS BF H R ER SO BB IBB HBP BLK WP HR S P ERA WHIP	IP WLS BF H R ER SO BB IBB HBP BLK WP HR S P ERA WHIP	IP WLS BF H R ER SO BB IBB HBP BLK WP HR S P ERA WHIP	IP WLS BF H R ER SO BB IBB HBP BLK WP HR S P ERA WHIP	IP WLS BF H R ER SO BB IBB HBP BLK WP HR S P ERA WHIP	IP WLS BF H R ER SO BB IBB HBP BLK WP HR S P ERA WHIP	IP WLS BF H R ER SO BB IBB HBP BLK WP HR S P ERA WHIP	IP WLS BF H R ER SO BB IBB HBP BLK WP HR S P ERA WHIP	IP WLS BF H R ER SO BB IBB HBP BLK WP HR S P ERA WHIP	IP WLS BF H R ER SO BB IBB HBP BLK WP HR S P ERA WHIP	IP WLS BF H R ER SO BB IBB HBP BLK WP HR S P ERA WHIP	IP WLS BF H R ER SO BB IBB HBP BLK WP HR S P ERA WHIP	IP WLS BF H R ER SO BB IBB HBP BLK WP HR S P ERA WHIP	IP WLS BF H R ER SO BB IBB HBP BLK WP HR S P ERA WHIP	IP WLS BF H R ER SO BB IBB HBP BLK WP HR S P ERA WHIP	

Minnesota Twins @ Tampa Bay Rays
Charlotte Sports Park, Port Charlotte, FL
Thu Mar 25 20:10, 1:09 PM - 3:29 PM EDT
Att: 5,158 - Sunny - 77 F

AB 33
R 5
H 9
RBI 5
BB 1
SO 8
LOB 11



Batter	1	2	3	4	5	6	7	8	9	AB	R	H	RBI	BB	SO	LOB	TOP										
8 Jason Bartlett, R OBP: 0.391, SLG: 0.571 72 Chris De La Cruz, S OBP: 0.500, SLG: 0.750	0-0 SH1-3 13 19 1B 2B	1-0 HBP		G1-3		0-0 G3			0-0 G3	4	2	2	0	0	0	2	4 2 2 0 0 0 2 1 0 0 0 0 0 0										
13 Carl Crawford, L OBP: 0.286, SLG: 0.282 15 Reid Brignac, L OBP: 0.347, SLG: 0.422	0-0 SH1-3 2-3	0-0 L7			0-0 G3-1	4-0 30 2B BB	0-0 G5-3			2	1	0	0	1	0	1	2 1 0 0 1 0 1 1 0 0 0 0 0 0										
19 Gabe Kapler, R OBP: 0.257, SLG: 0.161 Ty Morrison, L (5, PR) (5, 8)	0-0 3 HR 1B		0-0 F7		4-0 3 1B 2 2B BB	0-0 P6	0-0 G4-3			2	1	1	1	1	0	0	2 1 1 1 1 0 0 2 1 0 0 0 0 2										
3 Evan Longoria, R OBP: 0.354, SLG: 0.605 26 Joe Dillon, R OBP: 0.217, SLG: 0.190	0-1 1-H HR		0-0 2 HR 1B		0-0 2 2B 10 2B 1B	0-0 L7	0-3 K			4	3	3	2	0	0	2	4 3 3 2 0 0 2 1 0 0 0 0 1 0										
2 B.J. Upton, R OBP: 0.319, SLG: 0.638 30 Matthew Sweeney, L OBP: 0.500, SLG: 1.000 (6, PH) (6, 10)	0-0 P5		0-0 1-H HR		0-0 10 2B 2B	0-0 10 2B		0-0 F8		3	2	2	3	0	0	0	3 2 2 3 0 0 0 2 1 1 2 0 0 0										
10 Kelly Shopach, R OBP: 0.444, SLG: 0.806	4-0 BB		0-0 G6-3		0-0 1B 9 SF7 2B	0-0 1 2B		0-0 F8		4	2	2	3	1	0	0	4 2 2 3 1 0 0										
1 Sean Rodriguez, R OBP: 0.463, SLG: 0.900 52 John Matulia, L OBP: 0.333, SLG: 0.333	0-0 P4		0-0 G6-3		0-0 2-3 1B	0-0 9 1B 2B		0-0 F9		4	1	2	1	0	0	1	4 1 2 1 0 0 1 1 0 0 0 0 0 0										
9 Hank Blalock, L OBP: 0.333, SLG: 0.480 37 Matt Fields, R (9, 3)		0-0 G1-3		0-0 G3-1	0-0 SF7	0-0 37 BB 1B		0-0 F7		4	0	1	2	0	0	0	4 0 1 2 0 0 0 0 0 0 0 0 0 0										
37 Elliot Johnson, S OBP: 0.260, SLG: 0.326		0-3 K		0-3 K	0-0 F8	4-0 BB		0-0 F7		4	0	0	0	1	2	2	4 0 0 0 1 2 2										
Inning Stats	R: 3 E: 0 K: 0 S: 7	H: 3 LOB: 1 BB: 1 P: 11	R: 0 E: 0 K: 1 S: 5	H: 0 LOB: 1 BB: 0 P: 6	R: 2 E: 0 K: 0 S: 5	H: 2 LOB: 0 BB: 0 P: 5	R: 0 E: 0 K: 1 S: 5	H: 0 LOB: 0 BB: 0 P: 5	R: 4 E: 0 K: 0 S: 7	H: 4 LOB: 2 BB: 1 P: 11	R: 5 E: 0 K: 0 S: 8	H: 5 LOB: 2 BB: 2 P: 16	R: 0 E: 0 K: 0 S: 3	H: 0 LOB: 0 BB: 0 P: 3	R: 0 E: 0 K: 0 S: 3	H: 0 LOB: 0 BB: 0 P: 3	1B: 6 2B: 6 3B: 0 HR: 2	SF: 1 SAC: 1 DP: 0 HBP: 1	WP: 0 PB: 0 SB: 0 CS: 0	PA: 46							
PITCHER	IP	WLS	BF	H	R	ER	SO	BB	IBB	HBP	BLK	WP	HR	S	P	ERA	WHIP										
28 Shaun Marcum, R ERA: 8.1	5.0	L	27	9	9	9	2	2	0	1	0	0	2	29	38	16.20	2.200										
67 Steven Register, R ERA: 9.45	0.2		9	5	5	5	0	2	0	0	0	0	0	7	15	67.50	10.500										
25 David Purcey, L ERA: 4.91	1.1		4	0	0	0	1	0	0	0	0	0	0	6	6	0.00	0.000										
47 Merkin Valdez, R ERA: 4.5	1.0		3	0	0	0	0	0	0	0	0	0	0	3	3	0.00	0.000										
63 Kevin Gregg, R ERA: 4.5	1.0		3	0	0	0	0	0	0	0	0	0	0	3	3	0.00	0.000										

Tampa Bay Rays @ Toronto Blue Jays
Dunedin Stadium, Dunedin, FL
Fri Mar 26 2010, 1:18 PM - 4:00 PM EDT
Att.: 4,971 - Sunny - 65 F

livebaseballscores.com

AB 39
R 14
H 14
RBI 14
BB 4
SO 3
LOB 10




Batter	1	2	3	4	5	6	7	8	9	AB	R	H	RBI	BB	SO	LOB	BOTTOM										
19 José Bautista, R OBP: 0.441, SLG: 0.853 62 Eric Thames, L OBP: 0.333, SLG: 0.400	0-0 G6-3	0-0 F9		0-0 G6-3		0-0 FC6-4		0-3 K		4	0	0	0	0	0	1	4 0 0 0 0 0 1 1 0 0 0 0 0 13										
2 Aaron Hill, R OBP: 0.588, SLG: 0.708 74 John Tolisano, S OBP: 0.286, SLG: 0.333	0-0 7 1B 15 HR 2B	0-0 7 S 15 2B 1B		0-0 7 FC4-6 1B		0-0 FC4-6		0-0 G3-4-1	0-0 E9 7 1B 2B	4	2	3	0	0	0	0	4 2 3 0 0 0 0 1 1 1 2 0 0 0										
7 Jeremy Reed, L OBP: 0.449, SLG: 0.478	0-0 15 HR 1B	4-0 15 2B BB		0-0 FC4-6		0-0 FC4-6		0-0 L9	0-0 F7	4	1	3	1	1	0	1	4 1 3 1 1 0 1										
35 Lyle Overbay, L OBP: 0.567, SLG: 0.652 15 Kyle Phillips, L OBP: 0.533, SLG: 0.800	1-1 1-H 3-H HR	0-0 1-3 2-H 2B		0-0 70 G4-6-3 1B		0-0 L9		0-0 F7		0	0	0	0	0	0	0	0 0 0 0 0 0 0 5 1 3 4 0 0 2										
70 Chris Lubanski, L OBP: 0.250, SLG: 0.438	0-3 K	0-0 P5		0-0 G4-6-3		0-0 K		0-0 P5		5	0	0	0	0	1	4	5 0 0 0 0 1 4										
40 Mike McDade, S OBP: 0.545, SLG: 0.818	0-0 2B		0-3 K		0-3 K		0-0 K		0-0 P4	5	2	3	0	0	2	0	5 2 3 0 0 2 0										
11 Alex Gonzalez, R OBP: 0.303, SLG: 0.345	4-0 BB		0-0 13 G6-4-3 1B		0-0 F7		0-0 K		0-0 P3	4	0	1	0	1	1	2	4 0 1 0 1 1 2										
13 Raul Chavez, R OBP: 0.250, SLG: 0.267 8 José Molina, R OBP: 0.236, SLG: 0.316	0-0 P4		0-0 G6-4-3		0-0 FC4-6 1B		0-0 K		0-0 HR	3	0	1	0	0	0	3	3 0 1 0 0 0 3 1 2 1 2 0 0 0										
1 Joey Gathright, L OBP: 0.200, SLG: 0.179		0-0 B4-3		0-0 F7		0-0 FC4-6		0-0 E3	0-0 G3	5	1	0	0	0	0	3	5 1 0 0 0 0 3										
Inning Stats	R: 3 E: 0 K: 1 S: 10	H: 4 LOB: 2 BB: 1 P: 15	R: 1 E: 0 K: 0 S: 5	H: 2 LOB: 1 BB: 1 P: 9	R: 0 E: 0 K: 1 S: 5	H: 1 LOB: 0 BB: 0 P: 5	R: 0 E: 0 K: 0 S: 4	H: 1 LOB: 1 BB: 0 P: 4	R: 0 E: 0 K: 0 S: 5	H: 1 LOB: 0 BB: 0 P: 5	R: 0 E: 0 K: 0 S: 4	H: 1 LOB: 1 BB: 0 P: 4	R: 0 E: 0 K: 0 S: 4	H: 1 LOB: 1 BB: 0 P: 4	R: 4 E: 2 K: 2 S: 11	H: 3 LOB: 1 BB: 0 P: 12	R: 2 E: 0 K: 0 S: 6	H: 2 LOB: 0 BB: 0 P: 7	1B: 9 2B: 5 3B: 0 HR: 2	SF: 0 SAC: 0 DP: 2 HBP: 1	WP: 0 PB: 0 SB: 1 CS: 0	PA: 45					
PITCHER	IP	WLS	BF	H	R	ER	SO	BB	IBB	HBP	BLK	WP	HR	S	P	ERA	WHIP										
40 Wade Davis, R ERA: 8.8	5.2	W	27	10	4	4	3	2	0	0	0	0	1	32	41	6.35	2.118										
31 Lance Cormier, R ERA: 4.91	0.1		1	0	0	0	0	0	0	0	0	0	0	1	1	0.00	0.000										
21 Andy Sonnanstine, R ERA: 3.0	3.0	S	17	6	6	2	2	0	0	1	0	0	1	21	23	6.00	2.000										

Tampa Bay Rays @ Toronto Blue Jays
Dunedin Stadium, Dunedin, FL
Fri Mar 26 2010, 1:18 PM - 4:00 PM EDT
Att.: 4,971 - Sunny - 65 F

livebaseballscores.com

AB 42
R 10
H 16
RBI 9
BB 2
SO 5
LOB 19



Batter	1	2	3	4	5	6	7	8	9	AB	R	H	RBI	BB	SO	LOB	TOP										
22 Andrew McCutchen, R OBP: 0.364, SLG: 0.429 Starling Marte, R OBP: 0.500, SLG: 0.500	0-0 G6-3		0-0 1B			0-0 F9		0-0 24 1B	0-0 G3	3	0	1	0	0	0	0											
24 Delwyn Young, S OBP: 0.363, SLG: 0.702 68 Jean Machi, R	0-3 K		0-0 F7			0-3 K		0-0 1-2 1B		4	0	1	0	0	2	1											
46 Garrett Jones, L OBP: 0.245, SLG: 0.521 Jason Cooper, L	0-0 F9		0-0 L6			0-0 3B		0-0 F7		3	0	1	0	0	0	1											
41 Ryan Doumit, S OBP: 0.310, SLG: 0.316 53 Brendan Donnelly, R 80 Jordy Mercer, R		0-3 K		0-0 P6		4-0 2 FC6-4 BB		0-3 K		2	0	0	0	1	1	0											
2 Bobby Crosby, R OBP: 0.289, SLG: 0.583	0-0 G4-3		0-0 G4-3			0-0 FC6-4		0-0 F8		4	0	0	0	0	0	2											
6 Jeff Clement, L OBP: 0.327, SLG: 0.429 23 Vinnie Chulk, R 80 Brian Friday, R OBP: 0.296, SLG: 0.667	3-2 HR		0-3 K			0-0 G4-3		0-0 G1-3		3	1	1	1	0	1	0											
44 Brandon Moss, L OBP: 0.171, SLG: 0.081	0-0 1B		0-0 F8			0-0 F8		0-3 K2-3		4	1	1	0	0	1	0											
5 Ramón Vázquez, L OBP: 0.250, SLG: 0.192	0-0 F8		0-0 F7			0-0 F7		0-0 35 E 1B		4	0	1	0	0	0	1											
49 Ross Ohlendorf, R 29 Octavio Dotel, R 35 Jason Jaramillo, S OBP: 0.190, SLG: 0.333			0-3 K			0-3 K		0-0 F8	0-0 E5	2	0	0	0	0	2	0											
Inning Stats	R: 0 E: 0 K: 1 S: 5	H: 0 LOB: 0 BB: 0 P: 5	R: 1 E: 0 K: 1 S: 9	H: 2 LOB: 1 BB: 0 P: 12	R: 0 E: 0 K: 1 S: 6	H: 1 LOB: 1 BB: 0 P: 6	R: 0 E: 0 K: 1 S: 5	H: 0 LOB: 0 BB: 0 P: 5	R: 0 E: 0 K: 1 S: 6	H: 1 LOB: 0 BB: 1 P: 10	R: 0 E: 0 K: 1 S: 5	H: 0 LOB: 0 BB: 0 P: 5	R: 0 E: 0 K: 1 S: 7	H: 2 LOB: 2 BB: 0 P: 7	R: 1 E: 2 K: 0 S: 6	H: 1 LOB: 2 BB: 0 P: 6	1B: 5 2B: 0 3B: 1 HR: 1	SF: 0 SAC: 0 DP: 0 HBP: 0	WP: 0 PB: 0 SB: 0 CS: 0	PA: 37							
PITCHER	IP	WLS	BF	H	R	ER	SO	BB	IBB	HBP	BLK	WP	HR	S	P	ERA	WHIP										
22 Matt Garza, R ERA: 2.78	7.0	W	26	4	1	1	7	1	0	0	0	0	1	41	48	1.29	0.714										
35 Dan Wheeler, R ERA: 1.59	0.1		1	0	0	0	0	0	0	0	0	0	0	1	1	0.00	0.000										
50 Grant Balfour, R ERA: 9.0	0.2		4	2	0	0	1	0	0	0	0	0	0	6	6	0.00	3.000										
36 Randy Choate, L ERA: 1.29	1.0		6	1	1	0	0	0	0	0	0	0	0	6	6	0.00	1.000										

Pittsburgh Pirates @ Tampa Bay Rays
Charlotte Sports Park, Port Charlotte, FL
Sun Mar 28 2010, 1:14 PM - 4:03 PM EDT
Att: 5,778 - Overcast - 74 F

AB 36
R 2
H 7
RBI 1
BB 1
SO 8
LOB 12



Batter	1	2	3	4	5	6	7	8	9	AB	R	H	RBI	BB	SO	LOB	BOTTOM										
8 Jason Bartlett, R OBP: 0.360, SLG: 0.522 10 Omar Luna, R	0-0 L7	0-0 G5-3	0-0 G6-3		0-0 F8			0-0 G5-3		4	0	0	0	0	0	5											
13 Carl Crawford, L OBP: 0.298, SLG: 0.357 48 Brian Bryles, R	4-0 18 3B BB		0-0 18 HR 2B	0-0 18 G3-1 5 SF8 2B		0-3 K		0-0 P4		3	3	2	0	1	1	0											
18 Ben Zobrist, S OBP: 0.406, SLG: 0.674 Drew Anderson, S	0-0 23 HR 3B		0-2 2H HR	0-0 G3-1		0-0 G3-1		0-3 K		4	2	3	3	0	0	1											
23 Carlos Pena, L OBP: 0.255, SLG: 0.317 37 Matt Fields, R	2-0 HR		0-0 G4-3	4-0 IBB		4-0 5 G5-4-3 BB		0-0 K		2	1	1	2	2	0	0											
5 Pat Burrell, R OBP: 0.327, SLG: 0.289	0-0 G6-3		4-0 9 1B FC1-2 BB	0-0 SF8		0-0 G5-4-3		0-0 F8		2	0	0	1	1	0	2											
9 Hank Blalock, L OBP: 0.333, SLG: 0.464 37 Elliot Johnson, S OBP: 0.273, SLG: 0.333	0-0 F7		0-0 19 FC1-2 1B 1B	0-0 F8		0-0 F8		0-0 F8		3	1	1	0	0	0	1											
19 Gabe Kapler, R OBP: 0.263, SLG: 0.176 15 Reid Brignac, L OBP: 0.340, SLG: 0.429		0-0 8 G5-3 1B 1B	0-0 FC1-2 67 1B 1B		0-3 K		0-0 K		0-0 K	3	1	1	0	0	0	0											
1 Sean Rodriguez, R OBP: 0.491, SLG: 0.906 KD Kang, L		0-0 1-2 1B	0-0 67 1B 1-2 2H 1B		0-0 K		0-3 K		0-3 K	3	0	3	1	0	0	0											
67 Alvin Colina, R OBP: 0.111, SLG: 0.167 26 Joe Dillon, R OBP: 0.192, SLG: 0.167		0-0 F9	0-0 1-3 2H 1B		0-0 F8		0-3 K		0-0 K	1	0	0	0	0	1	1											
Inning Stats	R: 3 E: 0 K: 0 S: 5	H: 2 LOB: 1 BB: 1 P: 11	R: 0 E: 0 K: 0 S: 4	H: 2 LOB: 1 BB: 0 P: 4	R: 4 E: 0 K: 0 S: 10	H: 5 LOB: 2 BB: 1 P: 14	R: 1 E: 0 K: 0 S: 4	H: 1 LOB: 1 BB: 1 P: 8	R: 0 E: 0 K: 1 S: 5	H: 1 LOB: 1 BB: 1 P: 9	R: 0 E: 0 K: 2 S: 8	H: 1 LOB: 1 BB: 0 P: 8	R: 0 E: 0 K: 1 S: 5	H: 0 LOB: 0 BB: 0 P: 5	1B: 7 2B: 3 3B: 1 HR: 2	SF: 1 SAC: 0 DP: 2 HBP: 0	WP: 0 PB: 0 SB: 1 CS: 0	PA: 39									
PITCHER	IP	WLS	BF	H	R	ER	SO	BB	IBB	HBP	BLK	WP	HR	S	P	ERA	WHIP										
49 Ross Ohlendorf, R ERA: 9.82	1.0	L	24	10	8	8	0	2	1	0	0	0	2	23	37	18.00	3.000										
29 Octavio Dotel, R ERA: 9.82	1.0		4	1	0	0	1	0	0	0	0	0	0	6	6	0.00	1.000										
53 Brendan Donnelly, R ERA: 5.87	1.0		4	1	0	0	1	1	0	0	0	0	0	5	9	0.00	2.000										
23 Vinnie Chulk, R ERA: 6.48	1.0		4	1	0	0	2	0	0	0	0	0	0	8	8	0.00	1.000										
68 Jean Machi, R ERA: 9.0	1.0		3	0	0	0	1	0	0	0	0	0	0	5	5	0.00	0.000										

Pittsburgh Pirates @ Tampa Bay Rays
Charlotte Sports Park, Port Charlotte, FL
Sun Mar 28 2010, 1:14 PM - 4:03 PM EDT
Att: 5,778 - Overcast - 74 F

AB 34
R 8
H 13
RBI 8
BB 4
SO 5
LOB 16



Batter	1	2	3	4	5	6	7	8	9	AB	R	H	RBI	BB	SO	LOB	TOP								
8 Jason Bartlett, R (1,6) 15 Reid Brignac, L (7,6) OBP: 0.370, SLG: 0.520 OBP: 0.352, SLG: 0.440	G4-3		G5-3				E3	FC4-6		4	1	2	1	0	0	0	<p>Tampa Bay Rays @ Boston Red Sox</p> <p>City of Palms Park, Ft. Myers, FL</p> <p>Mon Mar 29 2010, 7:11 PM - 10:42 PM EDT</p> <p>Att: 7,639 - Partly Cloudy - 63 F</p>								
13 Carl Crawford, L (1,7) 26 Joe Dillon, R (7,5) OBP: 0.294, SLG: 0.333 OBP: 0.185, SLG: 0.160	B1-3		F7				BB	E5		3	0	0	0	1	1	1									
3 Evan Longoria, R (1,5) Ty Morrison, L (7,8)	HR		G4-3				BB	FC4-6		2	1	1	1	2	0	0									
2 B.J. Upton, R (1,8) 11 Rashad Eldridge, S (7,9) OBP: 0.327, SLG: 0.611 OBP: 1.000, SLG: 1.000	F8			K			BB	BB		3	0	1	1	1	1	0									
16 Willy Aybar, S (1,10) OBP: 0.273, SLG: 0.429		G4-3		K			L3	F7		5	0	0	0	0	2	7									
5 Pat Burrell, R (1,9) 37 Elliot Johnson, S (7,7) OBP: 0.327, SLG: 0.317 OBP: 0.281, SLG: 0.327				K						3	0	1	0	0	2	1									
9 Hank Blalock, L (1,3) 67 Alvin Colina, R (8, PR) OBP: 0.105, SLG: 0.158										4	0	0	0	0	2	2									
1 Sean Rodriguez, R (1,4) OBP: 0.484, SLG: 0.860										4	1	1	0	1	3	1									
61 Nevin Ashley, R (1,2) 37 Matt Fields, R (8, PH) OBP: 0.533, SLG: 0.800										3	3	3	1	0	0	0									
Inning Stats	R: 1 E: 0 K: 0 S: 4	H: 1 LOB: 0 BB: 0 P: 5	R: 0 E: 0 K: 1 S: 13	H: 1 LOB: 1 BB: 0 P: 19	R: 1 E: 0 K: 0 S: 13	H: 1 LOB: 0 BB: 0 P: 17	R: 0 E: 0 K: 3 S: 9	H: 0 LOB: 0 BB: 0 P: 9	R: 1 E: 1 K: 3 S: 11	H: 2 LOB: 1 BB: 0 P: 15	R: 0 E: 0 K: 1 S: 5	H: 1 LOB: 1 BB: 1 P: 9	R: 2 E: 1 K: 2 S: 9	H: 2 LOB: 3 BB: 3 P: 22	R: 4 E: 1 K: 1 S: 9	H: 3 LOB: 2 BB: 2 P: 17		R: 0 E: 0 K: 3 S: 9	H: 0 LOB: 1 BB: 1 P: 13	1B: 7 2B: 3 3B: 0 HR: 2	SF: 0 SAC: 0 DP: 1 HBP: 0	WP: 0 PB: 0 SB: 1 CS: 0	PA: 45		
PITCHER	IP	WLS	BF	H	R	ER	SO	BB	IBB	HBP	BLK	WP	HR	S	P	ERA	WHIP								
19 Josh Beckett, R (1,1) ERA: 3.72	6.0	L	24	6	3	2	8	1	0	0	0	0	2	55	74	3.00	1.167								
60 Scott Schoeneweis, L (7,1) ERA: 9.39	0.2		6	2	2	2	2	2	0	0	0	0	0	8	17	27.00	6.000								
46 Joe Nelson, R (7,1) ERA: 3.72	0.1		2	0	0	0	0	1	0	0	0	0	0	1	5	0.00	3.000								
43 Alan Embree, L (8,1) ERA: 40.5	0.2		7	2	4	3	0	2	0	0	0	0	0	5	13	40.50	6.000								
53 Fernando Cabrera, R (8,1) ERA: 7.71	1.1		6	1	0	0	4	1	0	0	1	0	0	13	17	0.00	1.500								

Batter	1	2	3	4	5	6	7	8	9	AB	R	H	RBI	BB	SO	LOB	BOTTOM								
10 Marco Scutaro, R (1,6) Kevin Frandsen, R (7, PR) OBP: 0.273, SLG: 0.327 OBP: 0.250, SLG: 0.262	G6-3	FC6-4								4	0	2	0	0	0	2	<p>Tampa Bay Rays @ Boston Red Sox</p> <p>City of Palms Park, Ft. Myers, FL</p> <p>Mon Mar 29 2010, 7:11 PM - 10:42 PM EDT</p> <p>Att: 7,639 - Partly Cloudy - 63 F</p>								
15 Dustin Pedroia, R (1,4) 62 Angel Sanchez, R (8,4) OBP: 0.385, SLG: 0.542 OBP: 0.308, SLG: 0.265	K		G6-3							3	0	0	1	0	1	1									
7 J.D. Drew, L (1,9) 76 Luis Segovia, R (8,9)	BB		P5							4	0	1	0	0	2	3									
20 Kevin Youkilis, R (1,3) Brett Harper, L (7,3) OBP: 0.412, SLG: 0.543 OBP: 0.425, SLG: 0.571	BB		2B							2	0	1	0	1	1	2									
34 David Ortiz, L (1,10) 99 Chih-Hsien Chiang, L (8, PH) OBP: 0.293, SLG: 0.415 OBP: 0.500, SLG: 0.500	G3		E6							4	0	1	0	0	0	5									
25 Mike Lowell, R (1,5) 70 Tug Hulett, L (6, PR) OBP: 0.286, SLG: 0.231 OBP: 0.318, SLG: 0.525			K							3	0	2	0	0	1	2									
33 Jason Varitek, S (1,2) Dusty Brown, R (7,2) 86 Juan Apodaca, R (9,2)										1	1	1	1	0	0	0									
23 Mike Cameron, R (1,8) 94 Jeremy Hazelbaker, L (7,8) OBP: 0.432, SLG: 0.629 OBP: 0.585, SLG: 0.273										3	0	0	0	0	2	3									
22 Bill Hall, R (1,7) 82 Shannon Wilkerson, R (7, PR) OBP: 0.294, SLG: 0.302 OBP: 1.000, SLG: 1.000										2	0	1	0	1	0	0									
Inning Stats	R: 0 E: 0 K: 1 S: 14	H: 1 LOB: 2 BB: 1 P: 22	R: 0 E: 0 K: 1 S: 7	H: 2 LOB: 0 BB: 0 P: 7	R: 0 E: 1 K: 1 S: 15	H: 1 LOB: 2 BB: 0 P: 17	R: 0 E: 0 K: 1 S: 5	H: 0 LOB: 0 BB: 0 P: 5	R: 0 E: 1 K: 2 S: 8	H: 1 LOB: 1 BB: 0 P: 9	R: 0 E: 0 K: 0 S: 4	H: 2 LOB: 2 BB: 0 P: 4	R: 1 E: 0 K: 1 S: 7	H: 2 LOB: 2 BB: 1 P: 11	R: 2 E: 0 K: 0 S: 5	H: 3 LOB: 1 BB: 1 P: 9		R: 0 E: 0 K: 1 S: 6	H: 1 LOB: 1 BB: 0 P: 6	1B: 10 2B: 3 3B: 0 HR: 0	SF: 1 SAC: 0 DP: 2 HBP: 0	WP: 0 PB: 0 SB: 0 CS: 1	PA: 43		
PITCHER	IP	WLS	BF	H	R	ER	SO	BB	IBB	HBP	BLK	WP	HR	S	P	ERA	WHIP								
34 Jeff Niemann, R (1,1) ERA: 2.49	6.0	W	26	7	0	0	6	1	0	0	0	0	0	53	64	0.00	1.333								
59 Dale Thayer, R (7,1) ERA: 5.09	1.0		6	2	1	1	1	1	0	0	0	0	0	7	11	9.00	3.000								
54 Mike Ekstrom, R (8,1) ERA: 9.58	2.0		10	4	2	2	1	1	0	0	0	0	0	11	15	9.00	2.500								

AB 38
R 9
H 11
RBI 8
BB 7
SO 14
LOB 16




AB 38
R 3
H 13
RBI 3
BB 3
SO 8
LOB 25



Batter	1	2	3	4	5	6	7	8	9	AB	R	H	RBI	BB	SO	LOB	TOP					
23 Mike Cameron, R (1, 8) OBP: 0.458, SLG: 0.622 68 Matt Sheely, R (6, FR) OBP: 0.429, SLG: 0.667 (6, 9)	1-0 29 S 22 BB HBP	4-0 BB		0-0 G6-3		0-0 22 1B		0-0 FC5-4 81 G1-3 90 1B	0-0 F8	2	1	1	0	1	0	0						
22 Bill Hall, R (1, 9) OBP: 0.309, SLG: 0.304 81 Ronald Bernudez, R (6, FR) OBP: 0.250, SLG: 0.250 (6, 7)	4-0 29 S 3B	0-3 K		0-0 F8		0-0 33 G4-6-3 1B		0-0 G1-3		3	1	1	0	1	1	2						
33 Jason Varitek, S (1, 10) OBP: 0.320, SLG: 0.318 90 Jason Place, R (6, FH) OBP: 0.250, SLG: 0.375 (8, 10)	0-3 K			0-3 K		0-0 G4-6-3		0-0 1B		4	0	0	0	0	3	4						
29 Adrian Beltré, R (1, 5) OBP: 0.364, SLG: 0.333 62 Angel Sanchez, R (7, 5)	1-0 1-H 2-H 3B			4-0 68 2B 70 2B BB		0-3 K		0-0 F9	0-0 P4	3	1	1	2	1	1	0						
68 Josh Reddick, L (1, 7) OBP: 0.426, SLG: 0.712 (6, 8)	0-3 K			0-0 70 2B 2B		1-0 HR		0-0 70 1B 1B		5	2	3	1	0	1	1						
70 Tug Hulett, L (1, 6) OBP: 0.347, SLG: 0.545 (7, 4)	0-0 F7			0-0 HR 2B		0-3 K		0-0 BB 1B		4	2	2	2	1	1	1						
Dusty Brown, R (1, 2) OBP: 0.424, SLG: 0.385		0-3 K		0-3 K		4-0 BB		4-0 BB G5-4-3 BB		3	0	0	0	2	3	2						
Anthony Rizzo, L (1, 3) OBP: 0.308, SLG: 0.538	0-0 23 BB 1B			1-1 HR		0-0 G1		0-0 G5-4-3		5	1	3	2	0	0	4						
Kevin Frandsen, R (1, 4) OBP: 0.265, SLG: 0.277 (7, 6)	0-3 K			0-0 G1-3		0-0 F9		0-0 68 FC5-4 1B	1-3 2-H 1B	5	0	2	1	0	1	1						
Inning Stats	R: 2 E: 0 K: 2 S: 8	H: 1 LOB: 1 BB: 1 P: 14	R: 0 E: 0 K: 3 S: 10	H: 1 LOB: 2 BB: 1 P: 14	R: 4 E: 0 K: 2 S: 11	H: 3 LOB: 0 BB: 1 P: 16	R: 0 E: 0 K: 1 S: 5	H: 0 LOB: 0 BB: 0 P: 5	R: 1 E: 0 K: 2 S: 8	H: 1 LOB: 1 BB: 1 P: 13	R: 0 E: 0 K: 0 S: 4	H: 2 LOB: 2 BB: 0 P: 4	R: 0 E: 0 K: 0 S: 4	H: 2 LOB: 2 BB: 1 P: 8	R: 1 E: 0 K: 0 S: 5	H: 2 LOB: 1 BB: 0 P: 5	R: 1 E: 0 K: 1 S: 7	H: 2 LOB: 2 BB: 1 P: 11	1B: 9 2B: 2 3B: 1 HR: 2	SF: 0 SAC: 0 DP: 2 HBP: 1	WP: 0 PB: 0 SB: 2 CS: 0	PA: 46
PITCHER	IP WLS BF H R ER SO BB IBB HBP BLK WP HR S P ERA WHIP	53 Joaquin Benoit, R (1, 1) ERA: 5.79 29 Rafael Soriano, R (3, 1) ERA: 11.25 31 Lance Cormier, R (4, 1) ERA: 4.92 21 Andy Sonnanstine, R (6, 1) ERA: 2.77 75 Heath Rollins, R (7, 1) ERA: 4.5	2.0 7 3 4 2 2 0 0 0 0 0 0 1 11 16 36.00 2.000	2.0 8 1 2 0 0 0 0 0 0 0 0 0 13 18 4.50 1.000	1.0 4 2 0 0 0 0 0 0 0 0 0 0 4 4 0.00 2.000	2.2 5 2 2 1 2 0 0 0 0 0 0 0 14 22 6.75 2.625	0.1 B 2 1 0 0 0 0 0 0 0 0 0 1 16 9.00 2.000	ERA: 0.00 WHIP: 3.000	PITCHER	IP WLS BF H R ER SO BB IBB HBP BLK WP HR S P ERA WHIP	26 Paul Phillips, R (9, 1) ERA:	0.1 B 2 1 0 0 0 0 0 0 0 0 0 1 16 9.00 2.000	ERA: 0.00 WHIP: 3.000									

Boston Red Sox @ Tampa Bay Rays
Charlotte Sports Park, Port Charlotte, FL
Tue Mar 30 2010, 1:23 PM - 4:36 PM EDT
Att: 7,679 - Sunny - 71 F


AB 39
R 9
H 14
RBI 9
BB 6
SO 11
LOB 20



Batter	1	2	3	4	5	6	7	8	9	AB	R	H	RBI	BB	SO	LOB	BOTTOM					
8 Jason Bartlett, R (1, 6) OBP: 0.386, SLG: 0.547 15 Reid Brignac, L (6, 4) OBP: 0.375, SLG: 0.462	0-0 2B			0-0 13 1B		0-0 37 WP 1B		1-0 F8		3	0	2	0	0	1	1						
13 Carl Crawford, L (1, 7) OBP: 0.315, SLG: 0.354 37 Elliot Johnson, S (6, 7) OBP: 0.288, SLG: 0.333 (8, 8)	0-3 K			0-0 18 BB 23 1B		0-0 18 CS 1B		0-0 31 2B 1B		3	1	2	1	0	1	1						
18 Ben Zobrist, S (1, 4) OBP: 0.304, SLG: 0.644 31 Greg Sexton, R (6, 3) OBP: 0.600, SLG: 0.750	0-0 G6-3			4-0 23 1B BB		0-0 CS		0-0 L9		2	0	0	0	1	0	1						
23 Carlos Pena, L (1, 3) OBP: 0.260, SLG: 0.318 Kyle Spraker, R (6, 6)	0-0 G4-3			0-0 1B		0-0 G6-3		0-0 SH1-3 2B		3	0	1	2	0	0	1						
2 B.J. Upton, R (1, 10) OBP: 0.310, SLG: 0.579 26 Joe Dillon, R (7, FH) OBP: 0.241, SLG: 0.231 (8, 10)		0-3 K		0-3 K		0-0 F7		0-0 2B		3	0	0	0	0	2	2						
16 Willy Aybar, S (1, 5) OBP: 0.333, SLG: 0.478 9 Hank Blalock, L (5, 5) OBP: 0.300, SLG: 0.382	0-0 1B			0-0 30 1B 19 G5-3 1B		4-0 30 G4-6-3 BB		0-0 L9		2	1	2	0	0	0	0						
5 Pat Burrell, R (1, 9) OBP: 0.327, SLG: 0.318 67 Alvin Colina, R (7, 2) OBP: 0.095, SLG: 0.143	0-0 F7			0-0 18 G5-3 30 1B 1B		0-0 L5		0-0 P5		3	0	1	0	0	0	1						
30 Dioner Navarro, S (1, 2) OBP: 0.625, SLG: 0.529 Ruben Contreras, S (7, 9)				4-0 19 FC2-4 BB		0-0 8 1B 13 1B 1B		0-0 G4-6-3		2	1	1	0	1	0	1						
19 Gabe Kapler, R (1, 8) OBP: 0.268, SLG: 0.189 58 Christopher Murrill, L (8, 7)				0-0 FC2-4 18 BB 13 1B 23 1B		0-0 G5-3		0-0 37 WP 15 1B 37 1B	0-0 37 WP 1B	3	2	1	0	0	0	3						
Inning Stats	R: 0 E: 0 K: 1 S: 6	H: 1 LOB: 0 BB: 0 P: 6	R: 0 E: 0 K: 1 S: 5	H: 1 LOB: 0 BB: 0 P: 5	R: 2 E: 0 K: 2 S: 9	H: 2 LOB: 2 BB: 2 P: 17	R: 2 E: 0 K: 0 S: 6	H: 5 LOB: 1 BB: 0 P: 7	R: 0 E: 0 K: 0 S: 3	H: 0 LOB: 0 BB: 0 P: 3	R: 0 E: 0 K: 0 S: 2	H: 0 LOB: 1 BB: 1 P: 6	R: 4 E: 0 K: 0 S: 8	H: 5 LOB: 1 BB: 0 P: 9	R: 1 E: 0 K: 0 S: 5	H: 2 LOB: 1 BB: 0 P: 6	R: 0 E: 0 K: 0 S: 3	H: 0 LOB: 1 BB: 1 P: 7	1B: 13 2B: 3 3B: 0 HR: 0	SF: 0 SAC: 1 DP: 2 HBP: 0	WP: 2 PB: 0 SB: 0 CS: 1	PA: 44
PITCHER	IP WLS BF H R ER SO BB IBB HBP BLK WP HR S P ERA WHIP	93 Casey Kelly, R (1, 1) ERA: 3.6 56 Ramon E Ramirez, R (4, 1) ERA: 8.39 48 Scott Atchison, R (6, 1) ERA: 1.5 51 Daniel Bard, R (7, 1) ERA: 5.4 87 Chad Paronto, R (7, 1) ERA: 3.0	3.0 9 5 2 2 0 0 0 0 0 0 0 0 9 10 9.00 2.500	1.0 H 3 0 0 0 0 0 0 0 0 0 0 2 6 0.00 1.000	0.2 B 7 5 4 4 0 0 0 0 0 0 1 0 7 8 54.00 7.500	1.1 6 2 1 1 0 0 0 0 0 0 0 0 1 0 6 7 6.75 1.500	1.0 4 0 0 0 0 0 0 0 0 0 0 0 9 10 9.00 2.500	ERA: 0.00 WHIP: 1.000	PITCHER	IP WLS BF H R ER SO BB IBB HBP BLK WP HR S P ERA WHIP	74 Tommy Hottovy, L (9, 1) ERA:	1.0 4 0 0 0 0 0 0 0 0 0 0 0 9 10 9.00 2.500	ERA: 0.00 WHIP: 1.000									

Boston Red Sox @ Tampa Bay Rays
Charlotte Sports Park, Port Charlotte, FL
Tue Mar 30 2010, 1:23 PM - 4:36 PM EDT
Att: 7,679 - Sunny - 71 F

AB 38
R 9
H 16
RBI 8
BB 4
SO 4
LOB 18



Batter	1	2	3	4	5	6	7	8	9	AB	R	H	RBI	BB	SO	LOB	TOP			
1 Sean Rodriguez, R OBP: 0.508, SLG: 0.883 9 Hank Blalock, L OBP: 0.361, SLG: 0.361										3	2	3	1	0	0	0				
15 Reid Brionac, L OBP: 0.439 Robi Estrada, S										5	1	1	0	0	0	7				
18 Ben Zobrist, S OBP: 0.798 11 Rashad Eldridge, S OBP: 0.800, SLG: 1.000										3	0	3	4	0	0	0				
3 Evan Longoria, R OBP: 0.620 Kyle Spraker, R OBP: 0.500, SLG: 0.400										2	0	0	1	0	1	1				
23 Carlos Pena, L OBP: 0.326 Ty Morrison, L OBP: 0.167, SLG: 0.333										2	1	1	0	1	0	0				
16 Willy Aybar, S OBP: 0.414										6	1	1	0	0	2	6				
19 Gabe Kapler, R OBP: 0.273, SLG: 0.225 Henry Wrigley, R										3	1	1	1	0	0	2				
61 Nevin Ashley, R OBP: 0.526, SLG: 0.722 Mayo Acosta, R										3	0	1	1	1	1	1				
37 Elliot Johnson, S OBP: 0.313, SLG: 0.356										5	2	3	0	0	0	4				
Inning Stats	R: 2 E: 0 K: 1 S: 8	H: 3 LOB: 2 BB: 1 P: 12	R: 2 E: 0 K: 2 S: 10	H: 3 LOB: 1 BB: 0 P: 10	R: 4 E: 0 K: 0 S: 8	H: 6 LOB: 2 BB: 0 P: 9	R: 0 E: 0 K: 0 S: 3	H: 0 LOB: 0 BB: 0 P: 3	R: 0 E: 1 K: 1 S: 6	H: 1 LOB: 1 BB: 0 P: 6	R: 0 E: 0 K: 1 S: 6	H: 1 LOB: 3 BB: 2 P: 14	R: 1 E: 1 K: 1 S: 8	H: 2 LOB: 2 BB: 0 P: 9	R: 1 E: 0 K: 0 S: 6	H: 3 LOB: 2 BB: 0 P: 6	1B: 13 2B: 6 3B: 0 HR: 0	SF: 1 SAC: 0 DP: 0 HBP: 1	WP: 0 PB: 0 SB: 0 CS: 0	PA: 51
PITCHER	IP	WLS	BF	H	R	ER	SO	BB	IBB	HBP	BLK	WP	HR	S	P	ERA	WHIP			
30 Scott Baker, R ERA: 4.5	2.2	L	21	12	8	8	3	1	0	0	0	0	0	26	30	27.00	4.875			
60 Jon Rauch, R ERA: 2.45	1.1		4	0	0	0	0	0	0	0	0	0	0	3	4	0.00	0.000			
99 David Bromberg, R ERA:	2.0		8	1	0	0	2	0	0	0	0	0	0	12	12	0.00	0.500			
Spencer Steedley, L ERA:	1.0		6	1	0	0	1	2	0	0	0	0	0	6	14	0.00	3.000			
92 Matt Williams, R ERA: 9.0	1.0		7	2	1	1	1	0	0	1	0	0	0	8	9	9.00	2.000			
97 Billy Bullock, R ERA: 9.0	1.0		6	3	1	1	0	0	0	0	0	0	0	6	6	9.00	3.000			

Tampa Bay Rays @ Minnesota Twins
Hammond Stadium, Fort Myers, FL
Wed Mar 31 2010, 1:19 PM - 4:06 PM EDT
Att: 7,282 - Sunny - 69 F

AB 46
R 10
H 19
RBI 10
BB 3
SO 7
LOB 28



Batter	1	2	3	4	5	6	7	8	9	AB	R	H	RBI	BB	SO	LOB	BOTTOM			
12 Alexi Casilla, S OBP: 0.212, SLG: 0.191										5	0	0	0	0	2	2				
8 Nick Punto, S OBP: 0.348, SLG: 0.325 Drew Thompson, L OBP: 0.500, SLG: 1.000										2	0	1	0	1	1	0				
7 Joe Mauer, L OBP: 0.463, SLG: 0.579 93 Alexander Soto, R										3	0	1	0	0	0	1				
33 Justin Morneau, L OBP: 0.208, SLG: 0.356 88 Toby Gardenhire, R OBP: 0.222, SLG: 0.250										4	0	0	0	0	1	4				
5 Michael Cuddyer, R OBP: 0.482, SLG: 0.608 93 Joe Benson, R OBP: 0.400, SLG: 1.200										3	0	0	0	0	1	2				
25 Jim Thome, L OBP: 0.455, SLG: 0.679 Ramon Santana, R (9, FH)										1	1	0	0	2	0	0				
11 Jacque Jones, L OBP: 0.375, SLG: 0.568										4	0	0	0	0	1	3				
85 Brian Dinkelman, L OBP: 0.429, SLG: 0.313										2	1	1	0	2	0	0				
84 Steve Singleton, L OBP: 0.077, SLG: 0.154										4	0	1	2	0	1	3				
Inning Stats	R: 0 E: 0 K: 0 S: 3	H: 0 LOB: 1 BB: 1 P: 7	R: 2 E: 0 K: 0 S: 3	H: 1 LOB: 2 BB: 2 P: 11	R: 0 E: 0 K: 1 S: 5	H: 2 LOB: 0 BB: 0 P: 5	R: 0 E: 0 K: 1 S: 5	H: 1 LOB: 1 BB: 1 P: 9	R: 0 E: 0 K: 2 S: 7	H: 0 LOB: 0 BB: 0 P: 7	R: 0 E: 0 K: 2 S: 3	H: 0 LOB: 0 BB: 0 P: 3	R: 0 E: 0 K: 1 S: 6	H: 1 LOB: 1 BB: 0 P: 6	R: 1 E: 0 K: 1 S: 8	H: 1 LOB: 2 BB: 2 P: 19	1B: 2 2B: 3 3B: 0 HR: 1	SF: 0 SAC: 0 DP: 1 HBP: 0	WP: 0 PB: 0 SB: 0 CS: 0	PA: 37
PITCHER	IP	WLS	BF	H	R	ER	SO	BB	IBB	HBP	BLK	WP	HR	S	P	ERA	WHIP			
40 Wade Davis, R ERA: 7.17	6.0	W	24	4	2	2	5	4	0	0	0	0	0	30	46	3.00	1.333			
50 Grant Balfour, R ERA: 7.2	2.0		7	1	0	0	1	0	0	0	0	0	0	9	9	0.00	0.500			
21 Andy Sonnanstine, R ERA: 3.21	1.0		6	1	1	1	1	2	0	0	0	0	1	8	19	9.00	3.000			

Tampa Bay Rays @ Minnesota Twins
Hammond Stadium, Fort Myers, FL
Wed Mar 31 2010, 1:19 PM - 4:06 PM EDT
Att: 7,282 - Sunny - 69 F

AB 31
R 3
H 6
RBI 3
BB 6
SO 7
LOB 16



Batter	1	2	3	4	5	6	7	8	9	AB	R	H	RBI	BB	SO	LOB	TOP										
18 Felix Pie, L (1, 8) OBP: 0.410, SLG: 0.657 Joey Gathright, L (7, 8) OBP: 0.205, SLG: 0.167										4	1	1	0	0	1	2	<p>Baltimore Orioles @ Tampa Bay Rays Charlotte Sports Park, Port Charlotte, FL</p> <p>Thu Apr 01 2010, 1:18 PM - 4:02 PM EDT Att: 5,341 - Sunny - 74 F</p> <p>AB 33 R 4 H 8 RBI 4 BB 5 SO 7 LOB 20</p>										
23 Ty Wigginton, R (1, 4) OBP: 0.327, SLG: 0.563										3	0	2	2	1	0	0											
21 Nick Markakis, L (1, 9) OBP: 0.254, SLG: 0.497 82 Jonny Tucker, R (8, PR) OBP: 0.448, SLG: 0.400										4	0	1	0	0	1	2											
30 Luke Scott, L (1, 7) OBP: 0.355, SLG: 0.500 80 Miguel Abreu, R (8, PR) OBP: 0.391, SLG: 0.550										3	0	0	0	1	2	2											
14 Nolan Reimold, R (1, 10) OBP: 0.265, SLG: 0.370										4	0	1	0	0	1	3											
6 Scott Moore, L (1, 3) OBP: 0.182, SLG: 0.267										4	0	0	0	0	0	5											
95 Brandon Waring, R (1, 5) OBP: 0.600, SLG: 0.333 94 Jason White, L (9, PR) (9, 4)										3	0	1	0	1	0	0											
15 Craig Tatum, R (1, 2) OBP: 0.321, SLG: 0.292 79 Adam Donachie, R (7, 2) OBP: 0.143, SLG: 0.143										2	1	0	0	1	1	1											
12 Robert Andino, R (1, 6) OBP: 0.245, SLG: 0.510										4	1	1	2	0	1	3											
Inning Stats	R: 0 E: 0 K: 1 S: 5	H: 0 LOB: 0 BB: 0 P: 5	R: 0 E: 0 K: 0 S: 3	H: 0 LOB: 0 BB: 0 P: 3	R: 0 E: 1 K: 1 S: 6	H: 1 LOB: 1 BB: 0 P: 6	R: 0 E: 0 K: 2 S: 8	H: 1 LOB: 2 BB: 1 P: 12	R: 3 E: 0 K: 1 S: 9	H: 3 LOB: 1 BB: 1 P: 14	R: 0 E: 0 K: 1 S: 5	H: 0 LOB: 0 BB: 0 P: 5	R: 0 E: 0 K: 0 S: 3	H: 0 LOB: 0 BB: 0 P: 3	R: 0 E: 0 K: 0 S: 4	H: 2 LOB: 3 BB: 1 P: 8		R: 1 E: 0 K: 1 S: 6	H: 1 LOB: 2 BB: 2 P: 14	1B: 5 2B: 2 3B: 0 HR: 1	SF: 1 SAC: 0 DP: 2 HBP: 0	WP: 0 PB: 0 SB: 0 CS: 0	PA: 39				
PITCHER	IP	WLS	BF	H	R	ER	SO	BB	IBB	HBP	BLK	WP	HR	S	P	ERA	WHIP										
54 Mike Ekstrom, R (1, 1) ERA: 7.43	3.0		10	1	0	0	2	0	0	0	0	0	0	14	14	0.00	0.333										
52 Carlos Hernández, L (4, 1) ERA: 6.59	4.1	B	22	6	3	3	4	3	0	0	0	0	1	28	41	6.23	2.077										
Dane De La Rosa, R (8, 1) ERA: 5.4	1.2	L	7	1	1	1	1	2	0	0	0	0	0	7	15	5.40	1.800										

Batter	1	2	3	4	5	6	7	8	9	AB	R	H	RBI	BB	SO	LOB	BOTTOM										
8 Jason Bartlett, R (1, 6) OBP: 0.410, SLG: 0.579 Ruben Contreras, S (8, 8) OBP: 0.250, SLG: 0.250										4	0	3	0	0	0	0	<p>Baltimore Orioles @ Tampa Bay Rays Charlotte Sports Park, Port Charlotte, FL</p> <p>Thu Apr 01 2010, 1:18 PM - 4:02 PM EDT Att: 5,341 - Sunny - 74 F</p> <p>AB 35 R 3 H 11 RBI 3 BB 4 SO 4 LOB 24</p>										
13 Carl Crawford, L (1, 7) OBP: 0.338, SLG: 0.333 58 Christopher Murrill, L (8, 9)										3	1	1	0	1	0	2											
18 Ben Zobrist, S (1, 4) OBP: 0.424, SLG: 0.686 48 Brian Byles, R (8, 7)										3	0	1	1	0	1	2											
3 Evan Longoria, R (1, 5) OBP: 0.355, SLG: 0.648 Michael Sheridan, L (8, 3)										4	1	1	2	0	0	5											
23 Carlos Pena, L (1, 3) OBP: 0.286, SLG: 0.347 1 Sean Rodriguez, R (8, 4) OBP: 0.500, SLG: 0.669										3	0	1	0	0	0	0											
2 B.J. Upton, R (1, 8) OBP: 0.328, SLG: 0.576 15 Reid Brignac, L (8, 6) OBP: 0.371, SLG: 0.466										2	0	1	0	1	0	1											
5 Pat Burrell, R (1, 9) OBP: 0.328, SLG: 0.304 37 Elliot Johnson, S (8, 5) OBP: 0.308, SLG: 0.350										2	0	0	0	1	0	1											
9 Hank Blalock, L (1, 10) OBP: 0.277, SLG: 0.325										4	0	0	0	0	0	4											
10 Kelly Shoppach, R (1, 2) OBP: 0.442, SLG: 0.743 74 Tomas Francisco, R (9, 2) OBP: 1.000, SLG: 1.000										2	1	0	0	1	2	2											
Inning Stats	R: 2 E: 0 K: 1 S: 9	H: 3 LOB: 1 BB: 0 P: 10	R: 0 E: 0 K: 1 S: 5	H: 0 LOB: 0 BB: 0 P: 5	R: 0 E: 0 K: 0 S: 4	H: 1 LOB: 1 BB: 0 P: 4	R: 1 E: 0 K: 0 S: 3	H: 1 LOB: 1 BB: 2 P: 11	R: 0 E: 0 K: 1 S: 5	H: 0 LOB: 2 BB: 2 P: 13	R: 0 E: 0 K: 0 S: 4	H: 2 LOB: 1 BB: 0 P: 5	R: 0 E: 0 K: 1 S: 6	H: 1 LOB: 1 BB: 0 P: 6	R: 0 E: 0 K: 0 S: 5	H: 2 LOB: 2 BB: 0 P: 5		1B: 7 2B: 3 3B: 0 HR: 1	SF: 1 SAC: 0 DP: 2 HBP: 0	WP: 1 PB: 0 SB: 3 CS: 0	PA: 40						
PITCHER	IP	WLS	BF	H	R	ER	SO	BB	IBB	HBP	BLK	WP	HR	S	P	ERA	WHIP										
57 Jake Arrieta, R (1, 1) ERA: 5.0	4.0		17	5	2	2	2	0	0	0	0	0	0	23	24	4.50	1.250										
Steve Johnson, R (5, 1) ERA: 5.4	2.0	B	10	1	1	1	1	4	0	0	0	1	0	8	24	4.50	2.500										
97 Pedro Beato, R (7, 1) ERA:	2.0	W	8	3	0	0	1	0	0	0	0	0	0	10	11	0.00	1.500										
99 Eddie Gamboa, R (9, 1) ERA:	1.0	S	5	2	0	0	0	0	0	0	0	0	0	5	5	0.00	2.000										

Batter	1	2	3	4	5	6	7	8	9	AB	R	H	RBI	BB	SO	LOB	TOP								
13 Alex Cora, L OBP: 0.333, SLG: 0.404 2 Frank Catalanotto, L OBP: 0.333, SLG: 0.465	F7			F8		L1		G4-3		3	0	0	0	0	0	0									
1 Luis Castillo, S OBP: 0.308, SLG: 0.305 79 Rubén Tejada, R OBP: 0.429, SLG: 0.426	K			F8		G1-3			35 HR HBP	3	0	0	0	0	1	0									
5 David Wright, R OBP: 0.383, SLG: 0.654 65 Russ Adams, L OBP: 0.333, SLG: 0.417	K			F9			44 1B BB		K	2	0	0	0	1	1	0									
35 Mike Jacobs, L OBP: 0.320, SLG: 0.535	K						F7			4	1	1	2	0	2	1									
44 Jason Bay, R OBP: 0.443, SLG: 0.686 86 Alex Cintron, S OBP: 0.250, SLG: 0.500	L6-3 1B					19 BB			G3	2	0	2	0	1	0	0									
19 Gary Matthews, S OBP: 0.377, SLG: 0.481	L6-3						F9			3	0	1	0	1	0	3									
12 Jeff Francoeur, R OBP: 0.270, SLG: 0.351				F8			F9			4	0	1	0	0	1	4									
17 Fernando Tatis, R OBP: 0.229, SLG: 0.233				P3		G4-3			F7	4	0	0	0	0	1	4									
21 Rod Barajas, R OBP: 0.258, SLG: 0.387 4 Henry Blanco, R OBP: 0.250, SLG: 0.296	K					F9		L5		3	0	0	0	0	1	0									
Inning Stats	R: 0 H: 0 E: 0 K: 2 S: 8	H: 0 LOB: 0 BB: 0 P: 13	R: 0 H: 1 E: 0 K: 1 S: 9	H: 1 LOB: 0 BB: 0 P: 13	R: 0 H: 0 E: 0 K: 1 S: 7	H: 0 LOB: 0 BB: 0 P: 8	R: 0 H: 0 E: 0 K: 0 S: 8	H: 0 LOB: 0 BB: 0 P: 13	R: 0 H: 0 E: 0 K: 0 S: 8	H: 0 LOB: 0 BB: 0 P: 13	R: 0 H: 1 E: 0 K: 0 S: 8	H: 1 LOB: 2 BB: 1 P: 17	R: 0 H: 0 E: 0 K: 1 S: 7	H: 0 LOB: 0 BB: 0 P: 12	R: 2 H: 3 E: 0 K: 1 S: 16	H: 3 LOB: 2 BB: 0 P: 27	1B: 4 2B: 1 3B: 0 HR: 1	SF: 0 SAC: 0 DP: 1 HBP: 1	WP: 0 PB: 0 CS: 0	PA: 35					
PITCHER	IP	WLS	BF	H	R	ER	SO	BB	IBB	HBP	BLK	WP	HR	S	P	ERA	WHIP								
22 Matt Garza, R ERA: 2.28 36 Randy Choate, L ERA: 1.13 73 Matt Gorgen, R ERA: 31 Lance Cormier, R ERA: 5.96	5.0	W	17	1	0	0	6	2	0	0	0	0	0	44	70	0.00	0.600								
8 Jason Bartlett, R OBP: 0.413, SLG: 0.576 1 Sean Rodriguez, R OBP: 0.500, SLG: 0.873	G3-1			G4-3 13 S		G3-1												2	0	1	0	0	0	0	
13 Carl Crawford, L OBP: 0.317, SLG: 0.340 16 Willy Aybar, S OBP: 0.281, SLG: 0.387	L7			G4-3		K												2	0	0	0	0	0	1	
18 Ben Zobrist, S OBP: 0.410, SLG: 0.660 9 Hank Bialock, L OBP: 0.265, SLG: 0.310	K			G5-3		G3												2	0	0	0	0	1	1	
3 Evan Longoria, R OBP: 0.359, SLG: 0.643 19 Gabe Kapler, R OBP: 0.293, SLG: 0.220				G6-3														2	1	1	0	0	0	0	
23 Carlos Pena, L OBP: 0.276, SLG: 0.333 52 John Matulia, L OBP: 0.400, SLG: 0.400	E5 2 L3			K														2	0	0	0	0	1	1	
2 B.J. Upton, R OBP: 0.317, SLG: 0.557 33 Ryan Royster, R OBP: 0.500, SLG: 0.500	L3			G6-3														2	0	0	0	0	0	2	
5 Pat Burrell, R OBP: 0.333, SLG: 0.333 10 Kelly Shoppach, R OBP: 0.455, SLG: 0.750				K														2	0	1	1	0	1	0	
30 Dioner Navarro, S OBP: 0.577, SLG: 0.474 61 Nevin Ashley, R OBP: 0.500, SLG: 0.684	P4			G5-3		K												2	0	0	0	0	0	1	
15 Reid Brignac, L OBP: 0.359, SLG: 0.450 7 Shawn O'Malley, S	G1-3					F9												2	0	0	0	0	0	0	
Inning Stats	R: 0 H: 0 E: 0 K: 1 S: 7	H: 2 LOB: 1 BB: 0 P: 9	R: 1 H: 2 E: 1 K: 0 S: 12	H: 2 LOB: 1 BB: 0 P: 14	R: 0 H: 1 E: 0 K: 0 S: 10	H: 1 LOB: 1 BB: 0 P: 16	R: 0 H: 0 E: 0 K: 1 S: 11	H: 0 LOB: 0 BB: 0 P: 15	R: 0 H: 0 E: 0 K: 1 S: 9	H: 0 LOB: 0 BB: 0 P: 12	R: 0 H: 0 E: 0 K: 1 S: 7	H: 0 LOB: 0 BB: 0 P: 9	R: 1 H: 2 E: 0 K: 0 S: 15	H: 2 LOB: 2 BB: 1 P: 25	R: 2 H: 2 E: 1 K: 0 S: 18	H: 2 LOB: 1 BB: 0 P: 27	1B: 5 2B: 3 3B: 0 HR: 0	SF: 0 SAC: 0 DP: 1 HBP: 0	WP: 0 PB: 0 CS: 0	PA: 33					
PITCHER	IP	WLS	BF	H	R	ER	SO	BB	IBB	HBP	BLK	WP	HR	S	P	ERA	WHIP								
34 Mike Pelfrey, R ERA: 6.15 36 Fernando Nieve, R ERA: 4.61 25 Pedro Feliciano, L ERA: 76 Jenny Mejia, R ERA: 1.59	6.0	L	21	3	1	0	0	1	0	0	0	0	0	14	24	13.50	4.500								
8 Jason Bartlett, R OBP: 0.413, SLG: 0.576 1 Sean Rodriguez, R OBP: 0.500, SLG: 0.873	G3-1			G4-3 13 S		G3-1												2	0	1	0	0	0	0	
13 Carl Crawford, L OBP: 0.317, SLG: 0.340 16 Willy Aybar, S OBP: 0.281, SLG: 0.387	L7			G4-3		K												2	0	0	0	0	1	1	
18 Ben Zobrist, S OBP: 0.410, SLG: 0.660 9 Hank Bialock, L OBP: 0.265, SLG: 0.310	K			G5-3		G3												2	0	0	0	0	1	1	
3 Evan Longoria, R OBP: 0.359, SLG: 0.643 19 Gabe Kapler, R OBP: 0.293, SLG: 0.220				G6-3														2	1	1	0	0	0	0	
23 Carlos Pena, L OBP: 0.276, SLG: 0.333 52 John Matulia, L OBP: 0.400, SLG: 0.400	E5 2 L3			K														2	0	1	1	0	0	1	
2 B.J. Upton, R OBP: 0.317, SLG: 0.557 33 Ryan Royster, R OBP: 0.500, SLG: 0.500	L3			G6-3														2	0	0	0	0	0	2	
5 Pat Burrell, R OBP: 0.333, SLG: 0.333 10 Kelly Shoppach, R OBP: 0.455, SLG: 0.750				K														2	0	1	1	0	1	0	
30 Dioner Navarro, S OBP: 0.577, SLG: 0.474 61 Nevin Ashley, R OBP: 0.500, SLG: 0.684	P4			G5-3		K												2	0	0	0	0	1	2	
15 Reid Brignac, L OBP: 0.359, SLG: 0.450 7 Shawn O'Malley, S	G1-3					F9												2	0	0	0	0	0	0	

New York Mets @ Tampa Bay Rays
Tropicana Field, St. Petersburg, FL
Fri Apr 02 2010, 6:13 PM - 8:52 PM EDT
Att: 13,133 - Dome - 72 F

AB 31
R 2
H 5
RBI 2
BB 3
SO 8
LOB 13



New York Mets @ Tampa Bay Rays
Tropicana Field, St. Petersburg, FL
Fri Apr 02 2010, 6:13 PM - 8:52 PM EDT
Att: 13,133 - Dome - 72 F

AB 32
R 4
H 7
RBI 3
BB 1
SO 5
LOB 14



Batter	1	2	3	4	5	6	7	8	9	AB	R	H	RBI	BB	SO	LOB	TOP										
1 Brian Roberts, S (1,4)	F7		K	L8		P5			FC5-2	5	0	0	0	0	1	5	Baltimore Orioles @ Tampa Bay Rays Tropicana Field, St. Petersburg, FL Tue Apr 06 2010, 7:11 PM - 10:14 PM EDT Att: 36,973 - Dome - 72 F										
10 Adam Jones, R (1,8)	2B		HR		K		1B		FC4-6	5	1	3	1	0	1	2											
21 Nick Markakis, L (1,9)	G3		BB				K			3	0	1	0	2	1	2											
9 Miguel Tejada, R (1,5)	P4		F8		G5-3		G5-4-3		L7	5	0	0	0	0	0	7											
30 Luke Scott, L (1,10)		BB		HR	G3				G3	3	1	1	1	1	0	1											
32 Matt Wieters, S (1,2)	F8			1B		HR			G6-3	4	1	2	1	0	0	1											
18 Felix Pie, L (1,7)	K			2B		K			G3-1	4	0	1	0	0	2	1											
25 Garrett Atkins, R (1,3)	K			P4		G4-3			FC5-2	4	0	1	0	0	1	3											
3 Cesar Izturis, S (1,6)			K	G3			1B		FC4-6	4	0	2	0	0	1	2											
Inning Stats	R: 0 E: 0 K: 0 S: 4	H: 1 LOB: 1 BB: 0 P: 6	R: 0 E: 0 K: 2 S: 14	H: 0 LOB: 1 BB: 1 P: 22	R: 1 E: 0 K: 2 S: 19	H: 1 LOB: 1 BB: 1 P: 29	R: 1 E: 0 K: 0 S: 12	H: 3 LOB: 2 BB: 0 P: 17	R: 0 E: 0 K: 1 S: 10	H: 1 LOB: 0 BB: 0 P: 12	R: 1 E: 0 K: 1 S: 12	H: 2 LOB: 1 BB: 0 P: 19	R: 0 E: 0 K: 1 S: 7	H: 1 LOB: 0 BB: 0 P: 7	R: 0 E: 0 K: 0 S: 6	H: 0 LOB: 0 BB: 0 P: 12	R: 0 E: 0 K: 0 S: 14	H: 2 LOB: 3 BB: 1 P: 26	1B: 4 2B: 4 3B: 0 HR: 3	SF: 0 SAC: 0 DP: 1 HBP: 0	WP: 0 PB: 0 SB: 1 CS: 0	PA: 40					
PITCHER	IP	WLS	BF	H	R	ER	SO	BB	IBB	HBP	BLK	WP	HR	S	P	ERA	WHIP										
33 James Shields, R (1,1)	6.0		29	9	3	3	6	2	0	0	0	0	3	73	107	4.50	1.833										
36 Randy Choate, L (7,1)	1.1		3	0	0	0	1	0	0	0	0	0	0	7	9	0.00	0.000										
31 Lance Cormier, R (8,1)	0.2		2	0	0	0	0	0	0	0	0	0	0	4	8	0.00	0.000										
29 Rafael Soriano, R (9,1)	1.0	W	6	2	0	0	0	1	0	0	0	0	0	14	26	0.00	3.000										


AB 37
R 3
H 11
RBI 3
BB 3
SO 7
LOB 24




Batter	1	2	3	4	5	6	7	8	9	AB	R	H	RBI	BB	SO	LOB	BOTTOM										
8 Jason Bartlett, R (1,6)	G5-3		1B				K		13 2B	4	0	2	1	1	1	1	Baltimore Orioles @ Tampa Bay Rays Tropicana Field, St. Petersburg, FL Tue Apr 06 2010, 7:11 PM - 10:14 PM EDT Att: 36,973 - Dome - 72 F										
13 Carl Crawford, L (1,7)	F7		F7				L6		IBB	4	0	1	2	1	0	3											
18 Ben Zobrist, S (1,9)	2B		1B		F7				2B	4	0	2	0	0	0	3											
3 Evan Longoria, R (1,5)	K			F7		HR			K	4	1	1	1	0	2	1											
23 Carlos Pena, L (1,3)		K	P4		G6-4-3		G3			4	0	1	0	0	1	0											
2 B.J. Upton, R (1,8)	G3		K				G5-3			4	0	1	0	0	1	0											
5 Pat Burrell, R (1,10)	K			K		G6-4-3			K	4	1	1	0	0	2	2											
1 Sean Rodriguez, R (1,4)	G6-3								10 2B	4	1	1	0	0	2	2											
30 Dioner Navarro, S (1,2)									13 2B	3	0	2	0	0	0	1											
10 Kelly Shoppach, R (8,PH)										1	1	1	0	0	0	0											
Inning Stats	R: 0 E: 0 K: 1 S: 10	H: 1 LOB: 1 BB: 0 P: 18	R: 0 E: 0 K: 2 S: 16	H: 0 LOB: 0 BB: 0 P: 20	R: 0 E: 0 K: 0 S: 8	H: 3 LOB: 0 BB: 0 P: 13	R: 0 E: 0 K: 1 S: 8	H: 0 LOB: 0 BB: 0 P: 13	R: 1 E: 0 K: 1 S: 16	H: 2 LOB: 2 BB: 1 P: 28	R: 1 E: 0 K: 0 S: 10	H: 3 LOB: 1 BB: 0 P: 16	R: 0 E: 0 K: 1 S: 9	H: 1 LOB: 0 BB: 0 P: 16	R: 0 E: 0 K: 1 S: 9	H: 0 LOB: 0 BB: 0 P: 13	R: 2 E: 0 K: 1 S: 7	H: 3 LOB: 2 BB: 1 P: 15	1B: 8 2B: 4 3B: 0 HR: 1	SF: 0 SAC: 0 DP: 1 HBP: 0	WP: 0 PB: 0 SB: 0 CS: 0	PA: 38					
PITCHER	IP	WLS	BF	H	R	ER	SO	BB	IBB	HBP	BLK	WP	HR	S	P	ERA	WHIP										
34 Kevin Millwood, R (1,1)	5.0		24	9	2	2	5	1	0	0	0	0	1	64	100	3.60	2.000										
37 Matt Albers, R (6,1)	1.1	H	4	1	0	0	2	0	0	0	0	0	0	9	16	0.00	0.750										
13 Will Ohman, L (7,1)	0.2	H	2	0	0	0	0	0	0	0	0	0	0	4	8	0.00	0.000										
43 Jim Johnson, R (8,1)	1.0	H	3	0	0	0	1	0	0	0	0	0	0	9	13	0.00	0.000										
51 Michael Gonzalez, L (9,1)	0.1	L	5	3	2	2	1	0	1	0	0	0	0	7	15	54.00	9.000										

AB 36
R 4
H 13
RBI 4
BB 2
SO 9
LOB 13



Batter	1	2	3	4	5	6	7	8	9	AB	R	H	RBI	BB	SO	LOB	TOP					
1 Brian Roberts, S (1,4)	G3	K		F8			G6-3		F8	5	0	0	0	0	1	4	<p>Baltimore Orioles @ Tampa Bay Rays Tropicana Field, St. Petersburg, FL Wed Apr 07 2010, 7:14 PM - 9:58 PM EDT Att: 15,220 - Dome - 72 F</p> <p>livebaseballscores.com</p> <p>AB 34 R 3 H 6 RBI 2 BB 2 SO 9 LOB 15</p> 					
10 Adam Jones, R (1,8) OBP: 0.444, SLG: 0.889	1B		K		P4		K			4	1	1	0	0	2	0						
21 Nick Markakis, L (1,9) OBP: 0.444, SLG: 0.333	1B		G5-3		F8			K		3	1	0	0	1	1	0						
9 Miguel Tejada, R (1,5) OBP: 0.222, SLG: 0.125	1B				F9			F8		3	0	1	1	0	0	0						
30 Luke Scott, L (1,10) OBP: 0.250, SLG: 0.571	K				HBP			L7		4	0	0	0	0	3	3						
32 Matt Wieters, S (1,2)	E3				1B		G1-3		1B	4	1	2	0	0	0	1						
14 Nolan Reimold, R (1,7) OBP: 0.250, SLG: 0.250	K				FC5-4				1B	4	0	1	0	0	1	4						
25 Garrett Atkins, R (1,3) OBP: 0.250, SLG: 0.500			P6		F7					4	0	1	1	0	1	2						
18 Felix Pie, L (9,PR) OBP: 0.250, SLG: 0.500							K		2B	0	0	0	0	0	0	0						
3 Cesar Izturis, S (1,6) OBP: 0.429, SLG: 0.333			L4						G6-3	2	0	0	0	1	0	0						
23 Ty Wigginton, R (9,PH)							G3-1			1	0	0	0	0	0	1						
Inning Stats	R: 2 E: 1 K: 2 S: 14	H: 2 LOB: 2 BB: 1 P: 25	R: 0 E: 0 K: 1 S: 10	H: 0 LOB: 0 BB: 0 P: 14	R: 0 E: 0 K: 2 S: 11	H: 0 LOB: 1 BB: 0 P: 14	R: 0 E: 0 K: 0 S: 11	H: 1 LOB: 2 BB: 1 P: 18	R: 0 E: 0 K: 0 S: 5	H: 1 LOB: 1 BB: 0 P: 6	R: 0 E: 0 K: 2 S: 10	H: 0 LOB: 0 BB: 0 P: 18	R: 0 E: 0 K: 1 S: 7	H: 0 LOB: 0 BB: 0 P: 10	R: 0 E: 0 K: 1 S: 6	H: 0 LOB: 0 BB: 0 P: 9	R: 1 E: 0 K: 0 S: 12	H: 2 LOB: 2 BB: 0 P: 18	1B: 5 2B: 1 3B: 0 HR: 0	SF: 0 SAC: 0 DP: 0 HBP: 1	WP: 0 PB: 1 SB: 0 CS: 0	PA: 37
PITCHER	IP WLS BF H R ER SO BB IBB HBP BLK WP HR S P ERA WHIP																					
22 Matt Garza, R (1,1) ERA: 1.13	8.0 W 32 4 2 1 9 2 0 1 0 0 0 74 114 1.12 0.750																					
29 Rafael Soriano, R (9,1) ERA: 4.5	1.0 S 5 2 1 1 0 0 0 0 0 0 0 12 18 9.00 2.000																					

Batter	1	2	3	4	5	6	7	8	9	AB	R	H	RBI	BB	SO	LOB	BOTTOM			
8 Jason Bartlett, R (1,6) OBP: 0.444, SLG: 0.375	G4-3		F7				F8			4	1	1	0	0	0	1	<p>Baltimore Orioles @ Tampa Bay Rays Tropicana Field, St. Petersburg, FL Wed Apr 07 2010, 7:14 PM - 9:58 PM EDT Att: 15,220 - Dome - 72 F</p> <p>livebaseballscores.com</p> <p>AB 32 R 4 H 10 RBI 4 BB 2 SO 8 LOB 18</p> 			
13 Carl Crawford, L (1,7) OBP: 0.333, SLG: 0.375	K				G3-4		K			4	1	1	0	0	2	3				
18 Ben Zobrist, S (1,9)	G4-3				1B		L5			4	0	1	0	0	0	2				
3 Evan Longoria, R (1,5) OBP: 0.375, SLG: 1.250		G5-3			F9				HR	4	1	2	3	0	0	2				
23 Carlos Pena, L (1,3) OBP: 0.375, SLG: 0.500		G5-3			K		F8			4	0	2	0	0	1	3				
2 B.J. Upton, R (1,8) OBP: 0.375, SLG: 0.286		BB					L8		K	3	0	1	1	1	1	1				
5 Pat Burrell, R (1,10) OBP: 0.250, SLG: 0.286		G5-3					K		FC5-4	3	0	0	0	1	1	3				
10 Kelly Shoppach, R (1,2) OBP: 0.250, SLG: 0.500					K		K			3	0	0	0	0	3	3				
15 Reid Brignac, L (1,4) OBP: 0.667, SLG: 0.667			G1-3							3	1	2	0	0	0	0				
Inning Stats	R: 0 E: 0 K: 1 S: 7	H: 0 LOB: 0 BB: 0 P: 9	R: 0 E: 0 K: 0 S: 10	H: 1 LOB: 1 BB: 1 P: 17	R: 0 E: 0 K: 1 S: 8	H: 0 LOB: 0 BB: 0 P: 11	R: 1 E: 0 K: 2 S: 15	H: 3 LOB: 3 BB: 1 P: 26	R: 2 E: 0 K: 0 S: 9	H: 3 LOB: 1 BB: 0 P: 16	R: 0 E: 0 K: 2 S: 9	H: 0 LOB: 0 BB: 0 P: 13	R: 0 E: 0 K: 1 S: 5	H: 1 LOB: 1 BB: 0 P: 9	R: 1 E: 0 K: 1 S: 9	H: 2 LOB: 1 BB: 0 P: 13		1B: 7 2B: 3 3B: 0 HR: 1	SF: 0 SAC: 0 DP: 2 HBP: 0	WP: 0 PB: 0 SB: 0 CS: 1
PITCHER	IP WLS BF H R ER SO BB IBB HBP BLK WP HR S P ERA WHIP																			
46 Jeremy Guthrie, R (1,1) ERA: 4.26	6.1 L 28 8 3 3 0 2 0 0 0 0 0 60 95 4.26 1.579																			
13 Will Ohman, L (7,1) ERA: 13.5	1.0 2 0 0 0 1 0 0 0 0 0 0 4 7 0.00 0.000																			
26 Cla Meredith, R (8,1) ERA: 13.5	0.2 4 2 1 1 1 0 0 0 0 0 0 1 8 13.50 3.000																			

Batter	1	2	3	4	5	6	7	8	9	AB	R	H	RBI	BB	SO	LOB	TOP					
2 Derek Jeter, R OBP: 0.333, SLG: 0.321	F9		G3		G1-3		13 2B	L3		5	1	1	0	0	0	0						
36 Nick Johnson, L OBP: 0.367, SLG: 0.182	L9		BB		1B		F8		K	4	0	1	0	1	1	1						
25 Mark Teixeira, S OBP: 0.500, SLG: 0.167	K		K		K		13 2B		F8	4	1	0	0	1	3	2						
13 Alex Rodriguez, R OBP: 0.310, SLG: 0.481		14 2B			2B		F7		P5	4	1	2	2	1	0	0						
24 Robinson Canó, L OBP: 0.370, SLG: 0.680	G4-3		F7		F7		20 HR		F7	4	1	1	0	0	0	3						
20 Jorge Posada, S OBP: 0.500, SLG: 0.824	L8		BB		BB		HR		F7	3	1	1	2	1	0	2						
14 Curtis Granderson, L OBP: 0.375, SLG: 0.652		2B			F8		33 G1		G3-1	4	1	2	1	0	0	2						
33 Nick Swisher, S OBP: 0.440, SLG: 0.571			F9		F9		G1		HR	4	1	1	1	0	1	4						
22 Randy Winn, S OBP: 0.368, SLG: 0.294		G4-3			K		P5		L6	0	0	0	0	0	0	0						
11 Brett Gardner, L OBP: 0.368, SLG: 0.294										4	0	0	0	0	1	0						
Inning Stats	R: 0 H: 0 E: 0 K: 1 S: 10	H: 0 LOB: 0 BB: 0 P: 14	R: 1 H: 1 E: 0 K: 1 S: 9	H: 1 LOB: 1 BB: 1 P: 16	R: 0 H: 0 E: 0 K: 1 S: 15	H: 0 LOB: 1 BB: 1 P: 22	R: 0 H: 1 E: 0 K: 0 S: 14	H: 1 LOB: 2 BB: 1 P: 25	R: 0 H: 1 E: 0 K: 2 S: 13	H: 1 LOB: 0 BB: 0 P: 19	R: 3 H: 3 E: 0 K: 0 S: 13	H: 3 LOB: 1 BB: 0 P: 25	R: 2 H: 2 E: 0 K: 0 S: 12	H: 2 LOB: 1 BB: 1 P: 22	R: 1 H: 1 E: 0 K: 0 S: 8	H: 1 LOB: 0 BB: 0 P: 14	R: 0 H: 0 E: 0 K: 1 S: 8	H: 0 LOB: 0 BB: 0 P: 11	1B: 3 2B: 4 3B: 0 HR: 2	SF: 0 SAC: 0 DP: 0 HBP: 0	WP: 1 PB: 0 SB: 2 CS: 0	PA: 40
PITCHER	IP	WLS	BF	H	R	ER	SO	BB	IBB	HBP	BLK	WP	HR	S	P	ERA	WHIP					
33 James Shields, R ERA: 3.97	5.1	23	4	2	2	5	3	0	0	0	0	0	0	65	103	3.38	1.312					
36 Randy Choate, L ERA: 23.14	0.0	L	2	2	1	1	0	0	0	0	0	0	1	3	6	∞	∞					
31 Lance Cormier, R ERA: 6.75	1.2	8	2	3	3	0	1	0	0	0	0	1	0	18	34	16.20	1.800					
21 Andy Sonnanstine, R ERA: 3.38	2.0	7	1	1	1	1	0	0	0	0	0	0	1	16	25	4.50	0.500					

New York Yankees @ Tampa Bay Rays
Tropicana Field, St. Petersburg, FL
Sun Apr 11 2010, 1:42 PM - 4:54 PM EDT
Att: 31,253 - Dome - 72 F

AB 36
R 7
H 9
RBI 6
BB 4
SO 6
LOB 14




Batter	1	2	3	4	5	6	7	8	9	AB	R	H	RBI	BB	SO	LOB	BOTTOM					
8 Jason Bartlett, R OBP: 0.370, SLG: 0.360	13 1B		F8		G6-3		13 3B		K	5	2	2	0	0	1	1						
13 Carl Crawford, L OBP: 0.380, SLG: 0.400	18 SH1-3		F9		P6		23 3B		3B	4	1	2	2	0	0	0						
18 Ben Zobrist, S OBP: 0.333, SLG: 0.522	SH1-3		K		23 BB		3 1B		K	3	0	1	0	0	2	1						
3 Evan Longoria, R OBP: 0.391, SLG: 0.667	23 FC4-6		P4		P4		23 BB		P6	3	0	1	0	1	0	1						
23 Carlos Pena, L OBP: 0.350, SLG: 0.471	FC4-6		G3		G3		BB		BB	2	0	0	1	2	0	1						
2 B.J. Upton, R OBP: 0.304, SLG: 0.250	F8		5 PO		P3		F7		F7	3	0	0	0	1	0	6						
5 Pat Burrell, R OBP: 0.316, SLG: 0.250	G5-3		PO		PO		F8		G6-4-3	4	0	2	0	0	0	0						
30 Dioner Navarro, S OBP: 0.357, SLG: 0.308	P6		L8-3		L8-3		G6-4-3		G6-4-3	4	0	1	0	0	0	2						
1 Sean Rodriguez, R OBP: 0.214, SLG: 0.154	F9		F8		F8		G5-4-3		BB	3	0	0	0	1	0	1						
Inning Stats	R: 2 H: 2 E: 0 K: 0 S: 10	H: 2 LOB: 1 BB: 1 P: 21	R: 0 H: 0 E: 0 K: 0 S: 6	H: 0 LOB: 0 BB: 0 P: 6	R: 0 H: 0 E: 0 K: 1 S: 10	H: 0 LOB: 0 BB: 0 P: 16	R: 0 H: 0 E: 0 K: 0 S: 5	H: 0 LOB: 0 BB: 1 P: 10	R: 0 H: 1 E: 0 K: 0 S: 6	H: 1 LOB: 0 BB: 0 P: 12	R: 0 H: 2 E: 0 K: 0 S: 8	H: 2 LOB: 3 BB: 1 P: 18	R: 0 H: 1 E: 0 K: 0 S: 5	H: 1 LOB: 0 BB: 0 P: 9	R: 1 H: 2 E: 0 K: 1 S: 15	H: 2 LOB: 1 BB: 1 P: 27	R: 0 H: 1 E: 0 K: 1 S: 12	H: 1 LOB: 1 BB: 1 P: 17	1B: 8 2B: 1 3B: 1 HR: 0	SF: 0 SAC: 1 DP: 3 HBP: 0	WP: 0 PB: 0 SB: 2 CS: 0	PA: 38
PITCHER	IP	WLS	BF	H	R	ER	SO	BB	IBB	HBP	BLK	WP	HR	S	P	ERA	WHIP					
34 A.J. Burnett, R ERA: 3.75	7.0	W	27	6	2	2	1	3	0	0	0	0	0	50	92	2.57	1.286					
62 Joba Chamberlain, R ERA: 6.0	1.0	6	2	1	1	1	1	1	0	0	0	0	0	15	27	9.00	3.000					
42 Mariano Rivera, R ERA:	1.0	4	1	0	0	0	1	1	0	0	0	0	0	12	17	0.00	2.000					


New York Yankees @ Tampa Bay Rays
Tropicana Field, St. Petersburg, FL
Sun Apr 11 2010, 1:42 PM - 4:54 PM EDT
Att: 31,253 - Dome - 72 F

AB 31
R 3
H 9
RBI 3
BB 5
SO 3
LOB 13



Batter	1	2	3	4	5	6	7	8	9	10	AB	R	H	RBI	BB	SO	LOB	TOP														
8 Jason Bartlett, R OBP: 0.351, SLG: 0.353	F9		P5			F9		F9	HBP		4	1	1	0	0	0	0	Tampa Bay Rays @ Baltimore Orioles Oriole Park at Camden Yards, Baltimore, MD Tue Apr 13 2010, 7:07 PM - 10:38 PM EDT Att: 13,731 - Overcast - 46 F														
1 Sean Rodriguez, R OBP: 0.222, SLG: 0.176	F8			K		F7			G1-3		4	1	1	1	0	1	livebaseballscorecards.com															
13 Carl Crawford, L OBP: 0.453, SLG: 0.640											1	0	0	0	0	1																
18 Ben Zobrist, S OBP: 0.264, SLG: 0.548	G5-3							F8	F6		4	1	1	0	1	0	3	AB 40 R 8 H 11 RBI 8 BB 3 SO 8 LOB 12														
3 Evan Longoria, R OBP: 0.344, SLG: 0.536											4	2	1	2	1	2	WP: 1 PA: 44 PB: 0 SB: 0 CS: 1															
23 Carlos Pena, L OBP: 0.379, SLG: 0.577											5	1	3	4	0	2																
2 B.J. Upton, R OBP: 0.344, SLG: 0.321											4	0	2	1	1	1		livebaseballscorecards.com														
16 Willy Aybar, S OBP: 0.083, SLG: 0.333											5	0	0	0	0	2																
30 Dioner Navarro, S OBP: 0.261, SLG: 0.227											5	1	1	0	0	0	1	AB 40 R 8 H 11 RBI 8 BB 3 SO 8 LOB 12														
19 Gabe Kapler, R OBP: 0.222, SLG: 0.125											4	1	1	0	0	0																
Inning Stats												R: 0 E: 0 K: 0 S: 7	H: 0 LOB: 0 BB: 0 P: 10	R: 0 E: 0 K: 2 S: 9	H: 0 LOB: 1 BB: 1 P: 19	R: 0 E: 0 K: 0 S: 7	H: 0 LOB: 0 BB: 0 P: 8	R: 0 E: 0 K: 2 S: 10	H: 1 LOB: 1 BB: 0 P: 12	R: 0 E: 0 K: 2 S: 9	H: 0 LOB: 0 BB: 0 P: 12	R: 0 E: 0 K: 1 S: 8	H: 1 LOB: 1 BB: 0 P: 12	R: 5 E: 0 K: 0 S: 21	H: 7 LOB: 2 BB: 0 P: 34	R: 0 E: 0 K: 0 S: 14	H: 0 LOB: 1 BB: 0 P: 23	R: 3 E: 0 K: 0 S: 13	H: 2 LOB: 0 BB: 2 P: 27	1B: 9 2B: 1 3B: 0 HR: 1	SF: 0 SAC: 0 DP: 0 HBP: 1	WP: 1 PA: 44 PB: 0 SB: 0 CS: 1
PITCHER												IP	WLS	BF	H	R	ER	SO	BB	IBB	HBP	BLK	WP	HR	S	P	ERA	WHIP				
17 Brian Matusz, L ERA: 4.38												7.1		29	6	4	4	8	1	0	0	0	0	0	66	99	4.91	0.955				
43 Jim Johnson, R ERA: 6.0												0.1	B	2	1	0	0	0	0	0	0	0	0	0	6	8	0.00	3.000				
13 Will Ohman, L ERA:												1.0		5	2	1	1	0	0	0	0	0	0	0	14	21	9.00	2.000				
26 Cla Meredith, R ERA: 7.71												0.1		2	0	0	0	0	0	0	1	0	0	0	7	14	0.00	0.000				
37 Matt Albers, R ERA: 10.38												0.0	L	3	1	3	3	0	2	0	0	0	1	1	6	16	∞	∞				
PITCHER												IP	WLS	BF	H	R	ER	SO	BB	IBB	HBP	BLK	WP	HR	S	P	ERA	WHIP				
49 Jason Berken, R ERA: 2.45												10.1		3	1	0	0	0	0	0	0	0	0	0	7	11	0.00	1.000				
Batter	1	2	3	4	5	6	7	8	9	10	AB	R	H	RBI	BB	SO	LOB	BOTTOM														
18 Felix Pie, L OBP: 0.471, SLG: 0.688											5	1	3	0	0	1	2	Tampa Bay Rays @ Baltimore Orioles Oriole Park at Camden Yards, Baltimore, MD Tue Apr 13 2010, 7:07 PM - 10:38 PM EDT Att: 13,731 - Overcast - 46 F														
9 Miguel Tejada, R OBP: 0.278, SLG: 0.364	F9										4	0	1	0	0	0	2		livebaseballscorecards.com													
21 Nick Markakis, L OBP: 0.417, SLG: 0.269	F7										5	0	2	0	0	0	2															
32 Matt Wieters, S OBP: 0.424, SLG: 0.448	F8										4	0	0	1	1	0	4	AB 41 R 6 H 11 RBI 6 BB 2 SO 4 LOB 20														
10 Adam Jones, R OBP: 0.250, SLG: 0.400											5	0	1	0	0	1	4															
14 Nolan Reimold, R OBP: 0.273, SLG: 0.388											4	1	0	0	0	0	1	livebaseballscorecards.com														
25 Garrett Atkins, R OBP: 0.276, SLG: 0.357											4	1	0	0	1	0	2															
23 Ty Wigginton, R OBP: 0.286, SLG: 0.714											5	2	2	3	0	0	3	AB 41 R 6 H 11 RBI 6 BB 2 SO 4 LOB 20														
3 Cesar Izturis, S OBP: 0.318, SLG: 0.250											3	0	1	0	0	1	0															
30 Luke Scott, L OBP: 0.320, SLG: 0.545											1	1	2	0	0	0	0	Orioles														
2 Julio Lugo, R OBP: 0.167, SLG: 0.118											1	0	0	0	0	1	0															
Inning Stats												R: 0 E: 0 K: 0 S: 7	H: 1 LOB: 1 BB: 0 P: 13	R: 0 E: 0 K: 1 S: 10	H: 0 LOB: 1 BB: 0 P: 12	R: 1 E: 0 K: 1 S: 13	H: 2 LOB: 2 BB: 0 P: 19	R: 0 E: 1 K: 1 S: 10	H: 1 LOB: 2 BB: 0 P: 14	R: 0 E: 0 K: 0 S: 7	H: 0 LOB: 0 BB: 0 P: 12	R: 2 E: 0 K: 0 S: 13	H: 2 LOB: 2 BB: 1 P: 23	R: 2 E: 1 K: 0 S: 14	H: 1 LOB: 1 BB: 1 P: 23	R: 0 E: 0 K: 0 S: 7	H: 1 LOB: 0 BB: 0 P: 13	R: 1 E: 0 K: 1 S: 10	H: 1 LOB: 0 BB: 0 P: 12	1B: 7 2B: 1 3B: 0 HR: 3	SF: 0 SAC: 0 DP: 0 HBP: 2	WP: 1 PA: 45 PB: 0 SB: 0 CS: 0
PITCHER												IP	WLS	BF	H	R	ER	SO	BB	IBB	HBP	BLK	WP	HR	S	P	ERA	WHIP				
34 Jeff Niemann, R ERA: 3.24												7.0		32	8	3	3	3	1	0	0	0	0	0	67	103	3.86	1.143				
35 Dan Wheeler, R ERA: 3.30												0.2	H	3	0	1	1	0	1	0	0	0	0	0	8	16	13.50	1.500				
36 Randy Choate, L ERA: 27.0												0.0	B	2	1	1	1	0	0	0	0	0	0	0	3	4	∞	∞				
50 Grant Balfour, R ERA: 2.7												0.1		1	0	0	0	0	0	0	0	0	0	0	3	3	0.00	0.000				
31 Lance Cormier, R ERA: 4.91												1.0	W	3	1	0	0	0	0	0	0	0	0	0	7	13	0.00	1.000				
PITCHER												IP	WLS	BF	H	R	ER	SO	BB	IBB	HBP	BLK	WP	HR	S	P	ERA	WHIP				
29 Rafael Soriano, R ERA: 4.5												10.1		4	1	1	1	1	0	0	0	0	0	0	10	12	9.00	1.000				

Batter	1	2	3	4	5	6	7	8	9	AB	R	H	RBI	BB	SO	LOB	TOP			
1 Sean Rodriguez, R OBP: 0.261, SLG: 0.190	F8	K		HBP		F7				4	1	1	0	0	1	1	<p>Tampa Bay Rays @ Baltimore Orioles Oriole Park at Camden Yards, Baltimore, MD Wed Apr 14 2010, 1:37 PM - 4:17 PM EDT Att: 10,248 - Sunny - G2 F</p> <p>AB 38 R 9 H 11 RBI 9 BB 3 SO 10 LOB 14</p> 			
13 Carl Crawford, L OBP: 0.429, SLG: 0.667	E5 3 BB 23 HR		2B			G2		G6-3		5	2	2	1	0	0	1				
18 Ben Zobrist, S OBP: 0.342, SLG: 0.486	F7		F8			G2-3			G4-3	4	0	0	0	1	0	2				
3 Evan Longoria, R OBP: 0.351, SLG: 0.500	23 HR BB		P6			K			K	4	1	1	1	1	2	1				
23 Carlos Pena, L OBP: 0.412, SLG: 0.667			2 HR			G3				4	2	3	1	1	3					
2 B.J. Upton, R OBP: 0.351, SLG: 0.515	K		HR			G6-4-3			K	5	2	2	4	0	2	4				
5 Pat Burrell, R OBP: 0.296, SLG: 0.292		K				F9				4	0	1	0	0	2	0				
15 Reid Brignac, L OBP: 0.462, SLG: 0.692		G3				K		F8		4	0	1	0	0	1	1				
30 Dioner Navarro, S OBP: 0.259, SLG: 0.269			F9			K		F8		4	1	1	0	0	1	1				
28 John Jaso, L				13 2B		K				0	0	0	0	0	0	0				
Inning Stats	R: 3 H: 1 E: 0 K: 1 S: 20	H: 1 LOB: 1 BB: 1 P: 30	R: 0 H: 1 E: 0 K: 2 S: 14	H: 1 LOB: 1 BB: 0 P: 18	R: 3 H: 3 E: 0 K: 0 S: 11	H: 3 LOB: 1 BB: 1 P: 17	R: 2 H: 3 E: 0 K: 1 S: 12	H: 3 LOB: 2 BB: 1 P: 23	R: 0 H: 0 E: 0 K: 0 S: 4	H: 0 LOB: 0 BB: 0 P: 6	R: 1 H: 1 E: 0 K: 1 S: 11	H: 1 LOB: 0 BB: 0 P: 16	R: 0 H: 1 E: 0 K: 0 S: 9	H: 1 LOB: 1 BB: 0 P: 18	R: 0 H: 1 E: 0 K: 2 S: 9	H: 1 LOB: 1 BB: 0 P: 15	1B: 4 2B: 4 3B: 0 HR: 3	SF: 0 SAC: 0 DP: 1 HBP: 1	WP: 0 PB: 0 SB: 0 CS: 0	PA: 42
PITCHER	IP WLS BF H R ER SO BB IBB HBP BLK WP HR S P ERA WHIP																			
35 Brad Bergesen, R ERA: 11.7	(1, 1) 3.0 L 20 7 8 5 3 1 1 1 0 0 0 2 50 73 15.00 2.667																			
49 Jason Berken, R ERA: 2.08	(4, 1) 5.0 18 3 1 1 5 1 0 0 0 0 0 1 43 74 1.80 0.800																			
27 Mark Hendrickson, L ERA: 1.93	(9, 1) 1.0 4 1 0 0 2 0 0 0 0 0 0 0 9 15 0.00 1.000																			

Batter	1	2	3	4	5	6	7	8	9	AB	R	H	RBI	BB	SO	LOB	BOTTOM					
10 Adam Jones, R OBP: 0.250, SLG: 0.368			F9		K			F9		3	0	0	0	1	1	0	<p>Tampa Bay Rays @ Baltimore Orioles Oriole Park at Camden Yards, Baltimore, MD Wed Apr 14 2010, 1:37 PM - 4:17 PM EDT Att: 10,248 - Sunny - G2 F</p> <p>AB 32 R 1 H 6 RBI 1 BB 3 SO 8 LOB 12</p> 					
23 Ty Wigington, R OBP: 0.333, SLG: 0.667	F9					L7		18 2B		4	0	2	0	0	0	1						
21 Nick Markakis, L OBP: 0.500, SLG: 0.765										3	0	1	0	0	2	2						
18 Felix Pie, L	K									1	0	1	0	0	0	0						
9 Miguel Tejada, R OBP: 0.308, SLG: 0.457										2	1	1	1	1	1	1						
6 Justin Turner, R	K									1	0	0	0	0	0	2						
14 Nolan Reimold, R OBP: 0.231, SLG: 0.304		G5-3		F8		G6-3			K	4	0	0	0	0	1	2						
30 Luke Scott, L OBP: 0.345, SLG: 0.520				L5				G4-3		3	0	1	0	1	0	0						
25 Garrett Atkins, R OBP: 0.242, SLG: 0.313				F8				F8		4	0	0	0	0	1	2						
15 Craig Tatum, R			P6							4	0	0	0	0	1	2						
3 Cesar Izturis, S OBP: 0.280, SLG: 0.217			P3					G4-3		3	0	0	0	0	1	0						
Inning Stats	R: 0 H: 0 E: 0 K: 2 S: 14	H: 1 LOB: 1 BB: 0 P: 22	R: 0 H: 1 E: 0 K: 1 S: 12	H: 1 LOB: 1 BB: 0 P: 15	R: 0 H: 1 E: 0 K: 1 S: 11	H: 1 LOB: 0 BB: 0 P: 17	R: 1 H: 1 E: 0 K: 0 S: 9	H: 1 LOB: 0 BB: 0 P: 15	R: 0 H: 0 E: 0 K: 3 S: 9	H: 0 LOB: 0 BB: 0 P: 13	R: 0 H: 1 E: 0 K: 0 S: 7	H: 1 LOB: 1 BB: 1 P: 14	R: 0 H: 0 E: 0 K: 0 S: 8	H: 0 LOB: 0 BB: 0 P: 13	R: 0 H: 2 E: 0 K: 0 S: 11	H: 2 LOB: 2 BB: 0 P: 17	R: 0 H: 0 E: 0 K: 1 S: 14	H: 0 LOB: 1 BB: 1 P: 20	1B: 3 2B: 1 3B: 1 HR: 1	SF: 0 SAC: 0 DP: 1 HBP: 0	WP: 0 PB: 0 SB: 0 CS: 0	PA: 35
PITCHER	IP WLS BF H R ER SO BB IBB HBP BLK WP HR S P ERA WHIP																					
14 David Price, L ERA: 2.45	(1, 1) 7.0 W 26 4 1 1 7 2 0 0 0 0 0 0 0 11 17 0.00 0.857																					
50 Grant Balfour, R ERA: 2.08	(8, 1) 1.0 5 2 0 0 0 0 0 0 0 0 0 0 11 17 0.00 2.000																					
21 Andy Sonnanstine, R ERA: 2.84	(9, 1) 1.0 4 0 0 0 1 1 0 0 0 0 0 0 14 20 0.00 1.000																					

Batter	1	2	3	4	5	6	7	8	9	10	11	12	AB	R	H	RBI	BB	SO	LOB	TOP
8 Jason Bartlett, R OBP: 0.310, SLG: 0.308	G4-3		G4-3		L6-4			G1-3			G6-3		5	0	0	0	0	0	1	
13 Carl Crawford, L OBP: 0.375, SLG: 0.571	K		E6			K		G6-3			P5		5	1	0	0	0	2	0	
18 Ben Zobrist, S OBP: 0.326, SLG: 0.450	F9					K				L6		F9		5	0	1	1	0	1	0
3 Evan Longoria, R OBP: 0.387, SLG: 0.500																				
23 Carlos Pena, L OBP: 0.385, SLG: 0.588	F9		G4-3			G4-3														
2 B.J. Upton, R OBP: 0.333, SLG: 0.459																				
5 Pat Burrell, R OBP: 0.281, SLG: 0.379																				
15 Reid Brignac, L OBP: 0.388, SLG: 0.611																				
30 Dioner Navarro, S OBP: 0.226, SLG: 0.233																				
Inning Stats	R: 0 E: 0 K: 1 S: 10	H: 0 LOB: 0 BB: 0 P: 16	R: 0 E: 0 K: 1 S: 10	H: 1 LOB: 2 BB: 1 P: 18	R: 1 E: 1 K: 2 S: 17	H: 1 LOB: 1 BB: 0 P: 24	R: 0 E: 0 K: 1 S: 9	H: 1 LOB: 0 BB: 0 P: 15	R: 0 E: 0 K: 0 S: 9	H: 0 LOB: 0 BB: 0 P: 11	R: 0 E: 0 K: 1 S: 14	H: 0 LOB: 1 BB: 1 P: 22	R: 0 E: 0 K: 0 S: 7	H: 0 LOB: 0 BB: 0 P: 8	R: 2 E: 0 K: 0 S: 10	H: 1 LOB: 0 BB: 1 P: 19	1B: 3 2B: 2 3B: 0 HR: 1	SF: 0 SAC: 0 DP: 1 HBP: 0	WP: 0 PB: 0 SB: 0 CS: 0	PA: 44
PITCHER	IP WLS BF H R ER SO BB IBB HBP BLK WP HR S P ERA WHIP	19 Josh Beckett, R ERA: 3.56	37 Hideki Okajima, L ERA: 2.08	58 Jonathan Papelbon, R ERA: 3.38	51 Daniel Bard, R ERA: 2.25	17 Manny Delcarmen, R ERA: 4.5	PITCHER	IP WLS BF H R ER SO BB IBB HBP BLK WP HR S P ERA WHIP	29 Rafael Soriano, R ERA: 3.6											

Tampa Bay Rays @ Boston Red Sox
Fenway Park, Boston, MA
Fri Apr 16 2010, 7:12 PM - 8:21 PM EDT
Alt. 37,085 - Drizzlie - 41 F

AB	41
R	3
H	5
RBI	3
BB	3
SO	11
LOB	12



Batter	1	2	3	4	5	6	7	8	9	10	11	12	AB	R	H	RBI	BB	SO	LOB	BOTTOM
10 Marco Scutaro, R OBP: 0.333, SLG: 0.286	G4-3		F8		L8					G5-3		F9		6	0	0	0	0	1	
7 J.D. Drew, L OBP: 0.250, SLG: 0.250	K		G6-3																	
15 Dustin Pedroia, R OBP: 0.438, SLG: 0.756																				
20 Kevin Youkilis, R OBP: 0.409, SLG: 0.500	G5-3																			
34 David Ortiz, L OBP: 0.235, SLG: 0.290																				
29 Adrián Beltré, R OBP: 0.282, SLG: 0.324																				
32 Jeremy Hermida, L OBP: 0.304, SLG: 0.545																				
33 Jason Vartek, S OBP: 0.444, SLG: 1.556	G4-3																			
22 Bill Hall, R OBP: 0.282, SLG: 0.400																				
41 Victor Martinez, S OBP: 0.345, SLG: 0.250	G1-3																			
23 Mike Cameron, R OBP: 0.345, SLG: 0.250																				
Inning Stats	R: 0 E: 0 K: 1 S: 9	H: 0 LOB: 1 BB: 1 P: 17	R: 0 E: 0 K: 2 S: 11	H: 1 LOB: 1 BB: 0 P: 18	R: 0 E: 0 K: 0 S: 8	H: 0 LOB: 2 BB: 2 P: 12	R: 0 E: 0 K: 1 S: 16	H: 0 LOB: 0 BB: 0 P: 32	R: 1 E: 0 K: 0 S: 14	H: 1 LOB: 1 BB: 1 P: 25	R: 0 E: 0 K: 1 S: 10	H: 0 LOB: 0 BB: 0 P: 18	R: 0 E: 0 K: 0 S: 7	H: 0 LOB: 0 BB: 0 P: 14	R: 0 E: 1 K: 1 S: 12	H: 2 LOB: 2 BB: 0 P: 20	1B: 3 2B: 2 3B: 0 HR: 1	SF: 0 SAC: 0 DP: 1 HBP: 0	WP: 1 PB: 0 SB: 0 CS: 0	PA: 46
PITCHER	IP WLS BF H R ER SO BB IBB HBP BLK WP HR S P ERA WHIP	40 Wade Davis, R ERA: 4.09	50 Grant Balfour, R ERA: 1.42	36 Randy Choate, L ERA: 2.7	35 Dan Wheeler, R ERA: 2.7	31 Lance Cormier, R ERA: 2.7	PITCHER	IP WLS BF H R ER SO BB IBB HBP BLK WP HR S P ERA WHIP	29 Rafael Soriano, R ERA: 3.6											

Tampa Bay Rays @ Boston Red Sox
Fenway Park, Boston, MA
Fri Apr 16 2010, 7:12 PM - 8:21 PM EDT
Alt. 37,085 - Drizzlie - 41 F

AB	41
R	1
H	6
RBI	1
BB	5
SO	8
LOB	18



Batter	1	2	3	4	5	6	7	8	9	AB	R	H	RBI	BB	SO	LOB	TOP					
8 Jason Bartlett, R OBP: 0.277, SLG: 0.273	G6-3	F9		K		F9			F8	5	0	0	0	0	1	2						
13 Carl Crawford, L OBP: 0.356, SLG: 0.525	G4-3	G6-3			G4-3		P5		F9	5	1	1	0	0	0	0						
18 Ben Zobrist, S OBP: 0.298, SLG: 0.409	G4-3	K			K		F7			4	0	0	0	0	2	1						
3 Evan Longoria, R OBP: 0.413, SLG: 0.579	G5-3		G5-3							2	2	1	1	2	0	0						
23 Carlos Pena, L OBP: 0.349, SLG: 0.526	E8		K		G4-3				F8	4	1	0	0	0	1	2						
2 B.J. Upton, R OBP: 0.326, SLG: 0.425			K							3	2	0	0	1	1	0						
5 Pat Burrell, R OBP: 0.278, SLG: 0.394				F9						4	0	1	3	0	2	1						
28 John Jaso, L OBP: 0.750, SLG: 1.333										3	0	2	1	1	0	0						
1 Sean Rodriguez, R OBP: 0.222, SLG: 0.160										4	0	0	0	0	4	4						
Inning Stats	R: 4 H: 2 E: 0 K: 1 S: 20	H: 2 LOB: 2 BB: 3 P: 44	R: 0 H: 0 E: 0 K: 1 S: 9	H: 0 LOB: 0 BB: 0 P: 13	R: 0 H: 0 E: 0 K: 2 S: 10	H: 0 LOB: 0 BB: 0 P: 16	R: 0 H: 1 E: 0 K: 2 S: 11	H: 1 LOB: 1 BB: 0 P: 21	R: 0 H: 0 E: 0 K: 1 S: 9	H: 0 LOB: 0 BB: 1 P: 14	R: 1 H: 1 E: 1 K: 2 S: 12	H: 1 LOB: 1 BB: 0 P: 20	R: 1 H: 1 E: 0 K: 0 S: 9	H: 1 LOB: 0 BB: 0 P: 16	R: 0 H: 0 E: 0 K: 1 S: 10	H: 0 LOB: 0 BB: 0 P: 13	R: 0 H: 0 E: 0 K: 1 S: 6	H: 0 LOB: 0 BB: 0 P: 8	1B: 1 2B: 3 3B: 0 HR: 1	SF: 0 SAC: 0 DP: 0 HBP: 0	WP: 1 PB: 0 SB: 2 CS: 0	PA: 38
PITCHER	IP WLS BF H R ER SO BB IBB HBP BLK WP HR S P ERA WHIP																					
11 Clay Buchholz, R ERA: 1.8	5.0 L 23 3 4 0 7 4 0 0 0 0 0 0 0 108 0.00 1.400																					
48 Scott Atchison, R ERA: 4.5	2.0 9 2 2 1 2 0 0 0 0 0 1 1 21 36 4.50 1.000																					
56 Ramon E Ramirez, R ERA: 9.0	2.0 6 0 0 0 2 0 0 0 0 0 0 0 16 21 0.00 0.000																					

Tampa Bay Rays @ Boston Red Sox
Fenway Park, Boston, MA
Sat Apr 17 2010, 9:07 PM - 12:21 AM EDT
Att: 37,022 - Cloudy - 39 F

AB 34
R 6
H 5
RBI 5
BB 4
SO 11
LOB 10



Batter	1	2	3	4	5	6	7	8	9	AB	R	H	RBI	BB	SO	LOB	BOTTOM					
10 Marco Scutaro, R OBP: 0.364, SLG: 0.385										4	2	2	1	1	1	2						
15 Dustin Pedroia, R OBP: 0.434, SLG: 0.804	G5-3		G6-3							5	1	2	2	0	0	2						
41 Victor Martinez, S OBP: 0.277, SLG: 0.400										5	1	2	0	0	1	1						
20 Kevin Youkilis, R OBP: 0.388, SLG: 0.538										5	1	1	2	0	2	1						
34 David Ortiz, L OBP: 0.237, SLG: 0.314		L7								4	0	1	0	0	0	0						
25 Mike Lowell, R OBP: 0.333, SLG: 0.333										4	0	2	0	0	0	2						
29 Adrián Beltré, R OBP: 0.282, SLG: 0.324										0	0	0	0	0	0	0						
7 J.D. Drew, L OBP: 0.225, SLG: 0.222										4	0	0	0	0	1	4						
23 Mike Cameron, R OBP: 0.364, SLG: 0.296										3	0	1	0	1	1	0						
32 Jeremy Hermida, L OBP: 0.259, SLG: 0.462										4	0	0	0	0	2	3						
Inning Stats	R: 0 H: 0 E: 0 K: 2 S: 11	H: 0 LOB: 0 BB: 0 P: 17	R: 0 H: 0 E: 0 K: 1 S: 5	H: 0 LOB: 0 BB: 0 P: 7	R: 0 H: 1 E: 0 K: 1 S: 18	H: 1 LOB: 2 BB: 1 P: 29	R: 0 H: 2 E: 0 K: 1 S: 12	H: 2 LOB: 0 BB: 0 P: 16	R: 1 H: 2 E: 0 K: 2 S: 12	H: 2 LOB: 1 BB: 0 P: 19	R: 0 H: 1 E: 0 K: 0 S: 10	H: 1 LOB: 1 BB: 0 P: 17	R: 4 H: 4 E: 0 K: 0 S: 15	H: 4 LOB: 0 BB: 0 P: 24	R: 0 H: 1 E: 0 K: 1 S: 13	H: 1 LOB: 2 BB: 1 P: 22	R: 0 H: 0 E: 0 K: 0 S: 5	H: 0 LOB: 0 BB: 0 P: 9	1B: 5 2B: 3 3B: 0 HR: 3	SF: 0 SAC: 0 DP: 0 HBP: 0	WP: 0 PB: 0 SB: 0 CS: 0	PA: 40
PITCHER	IP WLS BF H R ER SO BB IBB HBP BLK WP HR S P ERA WHIP																					
33 James Shields, R ERA: 4.5	6.2 W 30 9 4 4 0 7 1 0 0 0 0 0 1 2 78 121 5.40 1.500																					
21 Andy Sonnanstine, R ERA: 4.26	0.0 1 1 1 1 0 0 0 0 0 0 0 1 2 2 " " " "																					
36 Randy Choate, L ERA: 21.0	0.1 H 1 0 0 0 0 0 0 0 0 0 0 3 6 0.00 0.000																					
35 Dan Wheeler, R ERA: 2.08	1.0 H 5 1 0 0 1 1 0 0 0 0 0 0 13 22 0.00 2.000																					
29 Rafael Soriano, R ERA: 3.0	1.0 S 3 0 0 0 0 0 0 0 0 0 0 0 5 9 0.00 0.000																					

Tampa Bay Rays @ Boston Red Sox
Fenway Park, Boston, MA
Sat Apr 17 2010, 9:07 PM - 12:21 AM EDT
Att: 37,022 - Cloudy - 39 F

AB 38
R 5
H 11
RBI 5
BB 2
SO 8
LOB 15



Batter	1	2	3	4	5	6	7	8	9	AB	R	H	RBI	BB	SO	LOB	TOP	
8 Jason Bartlett, R OBP: 0.279, SLG: 0.316										4	0	0	0	0	1	1	<p>Tampa Bay Rays @ Chicago White Sox U.S. Cellular Field, Chicago, IL Tue Apr 20 2010, 8:11 PM - 10:32 PM EDT Att: 19,260 - Cloudy - 54 F</p> <p>livebaseballscorecards.com</p> <p>AB 29 R 1 H 3 RBI 1 BB 2 SO 10 LOB 10</p>	
13 Carl Crawford, L OBP: 0.386, SLG: 0.580										4	1	3	1	0	0	0		
18 Ben Zobrist, S OBP: 0.279, SLG: 0.351										4	0	0	0	0	3	3		
3 Evan Longoria, R OBP: 0.356, SLG: 0.510										4	0	0	0	0	2	1		
23 Carlos Pena, L OBP: 0.370, SLG: 0.543										2	0	0	0	1	1	1		
2 B.J. Upton, R OBP: 0.316, SLG: 0.500										3	0	0	0	0	2	2		
5 Pat Burrell, R OBP: 0.302, SLG: 0.425										3	0	0	0	0	0	1		
30 Dioner Navarro, S OBP: 0.214, SLG: 0.179										2	0	0	0	1	0	0		
19 Gabe Kapler, R OBP: 0.313, SLG: 0.154										3	0	0	0	0	1	1		
Inning Stats	R: 1 H: 1 E: 0 K: 2 S: 11	H: 1 LOB: 0 BB: 0 P: 18	R: 0 H: 0 E: 0 K: 1 S: 12	H: 0 LOB: 0 BB: 1 P: 16	R: 0 H: 0 E: 0 K: 2 S: 12	H: 0 LOB: 0 BB: 0 P: 16	R: 0 H: 1 E: 0 K: 1 S: 11	H: 1 LOB: 2 BB: 1 P: 21	R: 0 H: 0 E: 1 K: 0 S: 4	H: 0 LOB: 0 BB: 0 P: 5	R: 0 H: 0 E: 0 K: 1 S: 11	H: 0 LOB: 0 BB: 0 P: 14	R: 0 H: 1 E: 0 K: 1 S: 13	H: 1 LOB: 1 BB: 0 P: 19	1B: 2 2B: 0 3B: 0 HR: 1	SF: 0 SAC: 0 DP: 1 HBP: 0	WP: 0 PB: 0 SB: 0 CS: 1	PA: 32
PITCHER	IP WLS BF H R ER SO BB IBB HBP BLK WP HR S P ERA WHIP																	
50 John Danks, L ERA: 1.29	(1, 1) 8.0 W 27 2 1 1 9 2 0 0 0 0 1 74 113 1.12 0.500																	
45 Bobby Jenks, R ERA: 1.5	(9, 1) 1.0 S 4 1 0 0 1 0 0 0 0 0 0 13 19 0.00 1.000																	

Batter	1	2	3	4	5	6	7	8	9	AB	R	H	RBI	BB	SO	LOB	BOTTOM			
1 Juan Pierre, L OBP: 0.263, SLG: 0.192										4	0	0	0	0	0	0	<p>Tampa Bay Rays @ Chicago White Sox U.S. Cellular Field, Chicago, IL Tue Apr 20 2010, 8:11 PM - 10:32 PM EDT Att: 19,260 - Cloudy - 54 F</p> <p>livebaseballscorecards.com</p> <p>AB 30 R 4 H 7 RBI 3 BB 3 SO 6 LOB 11</p>			
15 Gordon Beckham, R OBP: 0.311, SLG: 0.333										4	0	0	0	0	2	0				
20 Carlos Quentin, R OBP: 0.339, SLG: 0.383										2	1	0	0	2	2	0				
14 Paul Konerko, R OBP: 0.364, SLG: 0.630										4	1	3	2	0	0	1				
25 Andruw Jones, R OBP: 0.417, SLG: 0.742										4	1	2	1	0	0	1				
12 A.J. Pierzynski, L OBP: 0.234, SLG: 0.205										3	0	1	0	0	1	0				
51 Alex Rios, R OBP: 0.333, SLG: 0.481										3	1	1	0	1	1	1				
23 Mark Teahen, L OBP: 0.405, SLG: 0.424										3	0	0	0	0	0	4				
10 Alexei Ramirez, R OBP: 0.217, SLG: 0.326										3	0	0	0	0	0	4				
Inning Stats	R: 1 H: 1 E: 0 K: 0 S: 10	H: 1 LOB: 1 BB: 1 P: 22	R: 1 H: 1 E: 1 K: 1 S: 10	H: 1 LOB: 0 BB: 0 P: 14	R: 0 H: 0 E: 0 K: 1 S: 7	H: 0 LOB: 0 BB: 0 P: 11	R: 0 H: 2 E: 0 K: 0 S: 11	H: 2 LOB: 3 BB: 1 P: 20	R: 0 H: 0 E: 0 K: 1 S: 13	H: 0 LOB: 1 BB: 1 P: 21	R: 1 H: 2 E: 0 K: 1 S: 12	H: 2 LOB: 1 BB: 0 P: 16	R: 0 H: 0 E: 0 K: 2 S: 8	H: 0 LOB: 0 BB: 0 P: 11	R: 1 H: 1 E: 0 K: 0 S: 7	H: 1 LOB: 0 BB: 0 P: 11	1B: 3 2B: 1 3B: 1 HR: 2	SF: 0 SAC: 1 DP: 0 HBP: 0	WP: 0 PB: 0 SB: 0 CS: 0	PA: 34
PITCHER	IP WLS BF H R ER SO BB IBB HBP BLK WP HR S P ERA WHIP																			
14 David Price, L ERA: 3.2	(1, 1) 5.0 L 24 6 0 0 0 3 2 0 0 0 0 15 22 0.00 1.600																			
50 Grant Balfour, R ERA: 1.08	(6, 1) 2.0 6 0 0 0 3 0 0 0 0 0 0 15 22 0.00 0.000																			
35 Dan Wheeler, R ERA: 3.38	(8, 1) 1.0 4 1 1 1 0 0 0 0 0 0 1 7 11 9.00 1.000																			

Batter	1	2	3	4	5	6	7	8	9	AB	R	H	RBI	BB	SO	LOB	TOP					
8 Jason Bartlett, R OBP: 0.306, SLG: 0.318 1 Sean Rodriguez, R OBP: 0.303, SLG: 0.367	F7		BB FC1-2	F7	P3			K	BB FC4-6	4	0	0	0	1	1	2						
13 Carl Crawford, L OBP: 0.397, SLG: 0.559 19 Gabe Kapler, R OBP: 0.318, SLG: 0.167	K		BB FC1-2	G4-3	2B			BB FC4-6	K	4	2	2	2	1	1	0						
18 Ben Zobrist, S OBP: 0.313, SLG: 0.403	1B		BB FC1-2	2B	F9			BB FC4-6	FC4-6	5	2	3	0	1	0	3						
3 Evan Longoria, R OBP: 0.362, SLG: 0.517	K		BB FC1-2	F7				BB FC4-6		4	2	0	0	1	1	5						
23 Carlos Pena, L OBP: 0.391, SLG: 0.538	BB		BB		F8			BB		3	1	2	4	2	0	0						
2 B.J. Upton, R OBP: 0.348, SLG: 0.526	BB		K		G6-3			G6-3		4	1	1	0	1	1	4						
5 Pat Burrell, R OBP: 0.308, SLG: 0.391	K		BB		F8			G5-3		4	1	1	2	1	1	3						
28 John Jaso, L OBP: 0.600, SLG: 0.714	F6		BB		F5			F8	BB	4	0	1	0	1	0	5						
15 Reid Brignac, L OBP: 0.321, SLG: 0.500	K		F7		G4-3			F7		5	1	1	2	0	1	6						
Inning Stats	R: 0 H: 1 E: 0 K: 2 S: 10	H: 1 LOB: 1 BB: 0 P: 16	R: 0 H: 0 E: 0 K: 2 S: 16	H: 0 LOB: 2 BB: 2 P: 27	R: 3 H: 2 E: 0 K: 1 S: 20	H: 2 LOB: 3 BB: 4 P: 42	R: 0 H: 1 E: 0 K: 0 S: 9	H: 1 LOB: 1 BB: 0 P: 11	R: 4 H: 4 E: 0 K: 0 S: 11	H: 4 LOB: 1 BB: 1 P: 17	R: 0 H: 0 E: 0 K: 0 S: 8	H: 0 LOB: 0 BB: 0 P: 9	R: 0 H: 0 E: 0 K: 1 S: 6	H: 0 LOB: 0 BB: 0 P: 11	R: 3 H: 2 E: 0 K: 1 S: 11	H: 2 LOB: 1 BB: 2 P: 26	R: 0 H: 1 E: 0 K: 1 S: 9	H: 1 LOB: 2 BB: 1 P: 16	1B: 6 2B: 5 3B: 0 HR: 0	SF: 0 SAC: 0 DP: 0 HBP: 0	WP: 0 PB: 0 SB: 1 CS: 0	PA: 48
PITCHER	IP	WLS	BF	H	R	ER	SO	BB	IBB	HBP	BLK	WP	HR	S	P	ERA	WHIP					
44 Jake Peavy, R ERA: 7.66	4.1	L	27	7	7	7	5	7	0	0	0	0	0	63	108	14.54	3.231					
67 Randy Williams, L ERA: 4.92	3.0		14	3	3	3	1	1	1	0	0	0	0	25	47	9.00	1.333					
37 Matt Thornton, L ERA: 2.25	0.2		2	0	0	0	0	0	0	0	0	0	0	3	4	0.00	0.000					
46 Sergio Santos, R ERA:	1.0		5	1	0	0	1	1	0	0	0	0	0	9	16	0.00	2.000					

Tampa Bay Rays @ Chicago White Sox
U.S. Cellular Field, Chicago, IL
Thu Apr 22 2010, 8:11 PM - 11:00 PM EDT
Att: 18,207 - Partly Cloudy - 46 F

AB 38
R 10
H 11
RBI 10
BB 10
SO 7
LOB 30



Batter	1	2	3	4	5	6	7	8	9	AB	R	H	RBI	BB	SO	LOB	BOTTOM					
1 Juan Pierre, L OBP: 0.277, SLG: 0.217	G4-3		F7					F8		4	1	1	0	0	0	1						
11 Omar Vizquel, S OBP: 0.182, SLG: 0.150	F9		F8		E4 G4-3			G3-1		4	0	0	0	0	0	1						
25 Andrew Jones, R OBP: 0.386, SLG: 0.622	BB FC6-4		G4-3		K			K		3	0	0	0	1	2	1						
14 Paul Konerko, R OBP: 0.349, SLG: 0.566	BB FC6-4		G4-3		E5 G4-3			G3-1		4	0	1	0	0	0	1						
12 A.J. Pierzynski, L OBP: 0.226, SLG: 0.184	BB FC6-4		BB FC6-4		G4-3			P6		3	0	0	1	1	0	4						
20 Carlos Quentin, R OBP: 0.313, SLG: 0.333	BB		BB FC6-4		K			G6-3		3	0	0	0	1	1	3						
7 Mark Kotsay, L OBP: 0.194, SLG: 0.241	F7				1B			F9		4	0	1	0	0	0	3						
23 Mark Teahen, L OBP: 0.388, SLG: 0.475	HR		F7		F7			F7		4	1	2	1	0	0	0						
10 Alexei Ramirez, R OBP: 0.212, SLG: 0.308	G1-3		1B		G5-4-3			F9		4	0	1	0	0	0	1						
Inning Stats	R: 1 H: 2 E: 0 K: 0 S: 16	H: 1 LOB: 0 BB: 0 P: 17	R: 0 H: 0 E: 0 K: 0 S: 8	H: 0 LOB: 1 BB: 1 P: 15	R: 0 H: 2 E: 0 K: 0 S: 5	H: 2 LOB: 1 BB: 0 P: 9	R: 0 H: 1 E: 0 K: 0 S: 5	H: 0 LOB: 0 BB: 0 P: 8	R: 0 H: 0 E: 0 K: 1 S: 9	H: 0 LOB: 0 BB: 0 P: 13	R: 0 H: 0 E: 0 K: 0 S: 6	H: 0 LOB: 0 BB: 0 P: 10	R: 0 H: 0 E: 0 K: 0 S: 8	H: 0 LOB: 0 BB: 0 P: 12	R: 0 H: 0 E: 0 K: 0 S: 8	H: 0 LOB: 0 BB: 0 P: 12	1B: 5 2B: 0 3B: 0 HR: 1	SF: 0 SAC: 0 DP: 1 HBP: 0	WP: 0 PB: 0 SB: 1 CS: 0	PA: 36		
PITCHER	IP	WLS	BF	H	R	ER	SO	BB	IBB	HBP	BLK	WP	HR	S	P	ERA	WHIP					
33 James Shields, R ERA: 3.88	7.0	W	30	6	2	2	3	3	0	0	0	0	0	66	110	2.57	1.286					
31 Lance Comier, R ERA: 2.35	1.0		3	0	0	0	0	0	0	0	0	0	0	6	10	0.00	0.000					
21 Andy Sonnanstine, R ERA: 2.61	1.0		3	0	0	0	0	0	0	0	0	0	0	8	12	0.00	0.000					

Tampa Bay Rays @ Chicago White Sox
U.S. Cellular Field, Chicago, IL
Thu Apr 22 2010, 8:11 PM - 11:00 PM EDT
Att: 18,207 - Partly Cloudy - 46 F

AB 33
R 2
H 6
RBI 2
BB 3
SO 3
LOB 15



Batter	1	2	3	4	5	6	7	8	9	AB	R	H	RBI	BB	SO	LOB	TOP										
15 Fred Lewis, L OBP: 0.296, SLG: 0.333										4	0	0	0	0	2	4	Toronto Blue Jays @ Tampa Bay Rays Tropicana Field, St. Petersburg, FL Sat Apr 24 2010, 6:12 PM - 9:07 PM EDT Att: 23,870 - Dome - 72 F										
2 Aaron Hill, R OBP: 0.276, SLG: 0.438										4	1	1	0	0	1	0											
26 Adam Lind, L OBP: 0.375, SLG: 0.536										4	1	2	2	0	1	0											
10 Vernon Wells, R OBP: 0.403, SLG: 0.735										4	0	0	0	0	1	1											
35 Lyle Overbay, L OBP: 0.250, SLG: 0.288										3	1	2	1	1	0	0											
11 Alex Gonzalez, R OBP: 0.304, SLG: 0.579										4	0	0	0	0	2	3											
19 José Bautista, R OBP: 0.358, SLG: 0.470										3	0	0	0	0	2	0											
14 John Buck, R OBP: 0.222, SLG: 0.306										4	0	0	0	0	1	2											
45 Travis Snider, L OBP: 0.262, SLG: 0.286										3	0	1	0	1	0	0											
Inning Stats	R: 0 E: 0 K: 1 S: 5	H: 0 LOB: 0 BB: 0 P: 7	R: 0 E: 0 K: 0 S: 4	H: 0 LOB: 0 BB: 0 P: 6	R: 0 E: 0 K: 3 S: 11	H: 1 LOB: 1 BB: 0 P: 16	R: 0 E: 0 K: 2 S: 8	H: 0 LOB: 0 BB: 0 P: 9	R: 1 E: 0 K: 1 S: 10	H: 1 LOB: 0 BB: 0 P: 15	R: 2 E: 0 K: 0 S: 9	H: 2 LOB: 0 BB: 0 P: 16	R: 0 E: 0 K: 2 S: 17	H: 1 LOB: 3 BB: 1 P: 29	R: 0 E: 0 K: 1 S: 8	H: 1 LOB: 2 BB: 1 P: 15	R: 0 E: 0 K: 0 S: 4	H: 0 LOB: 0 BB: 0 P: 7	1B: 3 2B: 1 3B: 0 HR: 2	SF: 0 SAC: 0 DP: 0 HBP: 1	WP: 0 PB: 0 SB: 1 CS: 0	PA: 36					
PITCHER	IP	WLS	BF	H	R	ER	SO	BB	IBB	HBP	BLK	WP	HR	S	P	ERA	WHIP										
34 Jeff Niemann, R ERA: 3.27	(1, 1)	6.2	27	5	3	3	8	1	0	1	0	0	2	61	95	4.05	0.900										
36 Randy Choate, L ERA: 15.75	(7, 1)	0.1	1	0	0	0	1	0	0	0	0	0	0	3	3	0.00	0.000										
31 Lance Cormier, R ERA: 2.0	(8, 1)	0.2	4	1	0	0	0	0	1	0	0	0	0	5	10	0.00	1.500										
35 Dan Wheeler, R ERA: 2.84	(8, 1)	0.1	W	1	0	0	1	0	0	0	0	0	0	3	5	0.00	0.000										
54 Mike Ekstrom, R ERA: 8.53	(9, 1)	1.0	3	0	0	0	0	0	0	0	0	0	0	4	7	0.00	0.000										

Batter	1	2	3	4	5	6	7	8	9	AB	R	H	RBI	BB	SO	LOB	BOTTOM										
8 Jason Bartlett, R OBP: 0.305, SLG: 0.316										5	1	2	2	0	0	1	Toronto Blue Jays @ Tampa Bay Rays Tropicana Field, St. Petersburg, FL Sat Apr 24 2010, 6:12 PM - 9:07 PM EDT Att: 23,870 - Dome - 72 F										
13 Carl Crawford, L OBP: 0.372, SLG: 0.536										5	0	1	0	0	1	4											
18 Ben Zobrist, S OBP: 0.329, SLG: 0.414										4	0	2	2	0	0	2											
3 Evan Longoria, R OBP: 0.397, SLG: 0.522										3	1	2	0	2	0	1											
23 Carlos Pena, L OBP: 0.356, SLG: 0.467										4	1	0	0	1	2	6											
2 B.J. Upton, R OBP: 0.338, SLG: 0.492										4	1	1	1	0	0	1											
16 Willy Aybar, S OBP: 0.250, SLG: 0.522										4	1	1	0	0	0	1											
19 Gabe Kapler, R OBP: 0.345, SLG: 0.375										3	1	1	0	0	0	1											
15 Reid Brignac, L OBP: 0.345, SLG: 0.500										0	1	0	1	1	0	0											
2B John Jaso, L OBP: 0.563, SLG: 0.818										2	2	1	3	1	0	0											
Inning Stats	R: 0 E: 0 K: 2 S: 11	H: 2 LOB: 2 BB: 0 P: 14	R: 0 E: 0 K: 0 S: 8	H: 0 LOB: 0 BB: 0 P: 12	R: 0 E: 0 K: 0 S: 7	H: 1 LOB: 1 BB: 0 P: 11	R: 0 E: 0 K: 0 S: 8	H: 0 LOB: 1 BB: 1 P: 18	R: 2 E: 0 K: 1 S: 10	H: 3 LOB: 2 BB: 1 P: 20	R: 0 E: 1 K: 0 S: 4	H: 0 LOB: 0 BB: 0 P: 9	R: 0 E: 1 K: 0 S: 11	H: 0 LOB: 1 BB: 1 P: 21	R: 7 E: 0 K: 0 S: 21	H: 5 LOB: 1 BB: 2 P: 45	1B: 8 2B: 2 3B: 0 HR: 1	SF: 0 SAC: 1 DP: 1 HBP: 1	WP: 1 PB: 0 SB: 0 CS: 0	PA: 41							
PITCHER	IP	WLS	BF	H	R	ER	SO	BB	IBB	HBP	BLK	WP	HR	S	P	ERA	WHIP										
24 Ricky Romero, L ERA: 1.8	(1, 1)	7.0	30	6	2	2	3	2	1	0	0	0	1	1	105	2.57	1.143										
37 Scott Downs, L ERA: 6.43	(8, 1)	0.0	L	3	2	3	3	0	1	0	0	0	0	7	16	∞	∞										
44 Casey Janssen, R ERA: 5.63	(8, 1)	0.1	5	2	2	2	0	1	0	1	0	0	0	6	15	54.00	9.000										
49 Jeremy Accardo, R ERA: 7.94	(8, 1)	0.2	3	1	2	2	0	0	0	0	0	0	0	8	14	27.00	1.500										

livebaseballscorecards.com

livebaseballscorecards.com

Batter	1	2	3	4	5	6	7	8	9	AB	R	H	RBI	BB	SO	LOB	TOP										
18 Mike McCoy, R OBP: 0.303, SLG: 0.355										3	0	0	0	1	1	0											
2 Aaron Hill, R OBP: 0.227, SLG: 0.350										4	0	0	0	0	1	2											
26 Adam Lind, L OBP: 0.357, SLG: 0.507										4	0	0	0	0	3	2											
10 Vernon Wells, R OBP: 0.383, SLG: 0.694										4	0	0	0	0	1	0											
19 José Bautista, R OBP: 0.357, SLG: 0.464										3	0	1	0	0	1	0											
11 Alex Gonzalez, R OBP: 0.305, SLG: 0.582										3	0	1	0	0	1	1											
21 Randy Ruiz, R OBP: 0.125, SLG: 0.313										3	0	0	0	0	1	2											
8 José Molina, R OBP: 0.250, SLG: 0.263										3	0	1	0	0	0	0											
6 John McDonald, R OBP: 0.214, SLG: 0.321										3	0	1	0	0	0	1											
Inning Stats	R: 0 E: 0 K: 2 S: 9	H: 0 LOB: 0 BB: 0 P: 13	R: 0 E: 0 K: 1 S: 10	H: 1 LOB: 1 BB: 0 P: 17	R: 0 E: 0 K: 2 S: 13	H: 1 LOB: 2 BB: 1 P: 19	R: 0 E: 0 K: 2 S: 9	H: 0 LOB: 0 BB: 0 P: 12	R: 0 E: 0 K: 1 S: 9	H: 0 LOB: 0 BB: 0 P: 12	R: 0 E: 0 K: 0 S: 6	H: 0 LOB: 1 BB: 0 P: 8	R: 0 E: 0 K: 0 S: 6	H: 1 LOB: 1 BB: 0 P: 8	R: 0 E: 0 K: 0 S: 5	H: 1 LOB: 0 BB: 0 P: 9	R: 0 E: 0 K: 1 S: 9	H: 0 LOB: 0 BB: 0 P: 10	1B: 2 2B: 2 HR: 0	SF: 0 SAC: 0 HBP: 0	WP: 0 PB: 0 SB: 0 CS: 0	PA: 31					
PITCHER	IP	WLS	BF	H	R	ER	SO	BB	IBB	HBP	BLK	WP	HR	S	P	ERA	WHIP										
14 David Price, L ERA: 2.2	9.0	W	31	4	0	0	9	1	0	0	1	0	0	76	108	0.00	0.556										

Toronto Blue Jays @ Tampa Bay Rays
Tropicana Field, St. Petersburg, FL
Sun Apr 25 2010, 1:44 PM - 4:20 PM EDT
Att: 23,250 - Dome - 72 F

AB	30
R	0
H	4
RBI	0
BB	1
SO	9
LOB	8



Batter	1	2	3	4	5	6	7	8	9	AB	R	H	RBI	BB	SO	LOB	BOTTOM										
15 Reid Brignac, L OBP: 0.333, SLG: 0.452										3	0	0	0	1	1	1											
13 Carl Crawford, L OBP: 0.378, SLG: 0.528										3	1	1	0	1	0	1											
18 Ben Zobrist, S OBP: 0.338, SLG: 0.403										2	1	0	0	2	1	1											
3 Evan Longoria, R OBP: 0.402, SLG: 0.521										4	1	2	1	0	1	1											
23 Carlos Pena, L OBP: 0.364, SLG: 0.476										3	2	1	1	1	2	1											
2 B.J. Upton, R OBP: 0.346, SLG: 0.500										3	1	1	0	1	1	2											
5 Pat Burrell, R OBP: 0.309, SLG: 0.375										2	0	0	0	0	2	2											
8 Jason Bartlett, R OBP: 0.313, SLG: 0.338										1	0	1	2	0	0	0											
28 John Jaso, L OBP: 0.600, SLG: 0.786										3	0	2	2	1	0	0											
1 Sean Rodriguez, R OBP: 0.297, SLG: 0.333										3	0	0	0	1	1	5											
Inning Stats	R: 0 E: 0 K: 1 S: 11	H: 0 LOB: 1 BB: 1 P: 18	R: 0 E: 0 K: 1 S: 10	H: 0 LOB: 1 BB: 1 P: 19	R: 0 E: 0 K: 1 S: 10	H: 0 LOB: 2 BB: 2 P: 19	R: 2 E: 0 K: 3 S: 16	H: 2 LOB: 1 BB: 1 P: 25	R: 0 E: 0 K: 1 S: 10	H: 1 LOB: 1 BB: 0 P: 15	R: 0 E: 0 K: 0 S: 10	H: 1 LOB: 1 BB: 0 P: 16	R: 4 E: 0 K: 1 S: 22	H: 4 LOB: 2 BB: 2 P: 34	1B: 5 2B: 3 HR: 0	SF: 0 SAC: 0 HBP: 1	WP: 0 PB: 0 SB: 0 CS: 4	PA: 38									
PITCHER	IP	WLS	BF	H	R	ER	SO	BB	IBB	HBP	BLK	WP	HR	S	P	ERA	WHIP										
23 Brandon Morrow, R ERA: 6.14	6.0	L	23	3	2	2	8	6	0	0	0	0	0	10	16	3.00	1.500										
57 Shawn Camp, R ERA: 9.92	1.0		4	1	0	0	0	0	0	1	0	0	0	10	16	0.00	1.000										
54 Jason Frasor, R ERA: 9.35	0.2		7	4	4	4	1	1	0	0	0	0	0	17	23	54.00	7.500										
47 Merkin Valdez, R ERA: 20.25	0.1		2	0	0	0	0	1	0	0	0	0	0	5	11	0.00	3.000										

Toronto Blue Jays @ Tampa Bay Rays
Tropicana Field, St. Petersburg, FL
Sun Apr 25 2010, 1:44 PM - 4:20 PM EDT
Att: 23,250 - Dome - 72 F

AB	27
R	6
H	8
RBI	6
BB	8
SO	9
LOB	14



Batter	1	2	3	4	5	6	7	8	9	AB	R	H	RBI	BB	SO	LOB	TOP					
2 Cliff Pennington, S OBP: 0.371, SLG: 0.500										5	1	4	4	0	0	1						
10 Danic Barton, L OBP: 0.460, SLG: 0.394										5	0	0	0	0	1	6						
Ryan Sweeney, L OBP: 0.371, SLG: 0.351										5	1	1	0	0	1	1						
3 Eric Chavez, L OBP: 0.273, SLG: 0.322										4	0	0	0	1	3	0						
5 Kevin Kouzmanoff, R OBP: 0.291, SLG: 0.333										5	0	1	0	0	2	0						
18 Gabe Gross, L OBP: 0.286, SLG: 0.333										2	0	1	1	0	1	0						
50 Jake Fox, R OBP: 0.231, SLG: 0.306										1	0	0	0	0	0	0						
35 Landon Powell, S OBP: 0.250, SLG: 0.250										4	1	1	0	0	1	3						
1 Eric Patterson, L OBP: 0.286, SLG: 0.550										3	2	1	0	1	0	1						
7 Adam Rosales, R OBP: 0.346, SLG: 0.417										4	1	4	1	0	0	0						
Inning Stats	R: 0 E: 0 K: 0 S: 7	H: 1 LOB: 0 BB: 0 P: 12	R: 0 E: 0 K: 2 S: 9	H: 1 LOB: 1 BB: 0 P: 13	R: 4 E: 0 K: 0 S: 22	H: 4 LOB: 2 BB: 2 P: 41	R: 0 E: 0 K: 0 S: 10	H: 1 LOB: 0 BB: 0 P: 14	R: 0 E: 0 K: 2 S: 10	H: 0 LOB: 0 BB: 0 P: 15	R: 1 E: 0 K: 1 S: 18	H: 3 LOB: 2 BB: 0 P: 27	R: 0 E: 0 K: 1 S: 7	H: 0 LOB: 0 BB: 0 P: 8	R: 1 E: 0 K: 2 S: 19	H: 3 LOB: 2 BB: 0 P: 25	R: 0 E: 0 K: 1 S: 8	H: 0 LOB: 0 BB: 0 P: 13	1B: 9 2B: 3 HR: 1	SF: 1 SAC: 0 DP: 0 HBP: 0	WP: 0 PB: 0 SB: 0 CS: 0	PA: 41
PITCHER	IP WLS BF H R ER SO BB IBB HBP BLK WP HR S P ERA WHIP																					
40 Wade Davis, R ERA: 3.88	5.0 W 23 7 4 4 4 2 0 0 0 0 0 1 58 95 7.20 1.800																					
31 Lance Cormier, R ERA: 2.79	0.2 5 3 1 1 1 0 0 0 0 0 0 0 15 22 13.50 4.500																					
36 Randy Choate, L ERA: 11.81	1.1 H 4 0 0 0 1 0 0 0 0 0 0 0 10 12 0.00 0.000																					
50 Grant Balfour, R ERA: 2.61	1.0 H 6 3 1 1 2 0 0 0 0 0 0 0 19 25 9.00 3.000																					
29 Rafael Soriano, R ERA: 2.25	1.0 S 3 0 0 0 1 0 0 0 0 0 0 0 8 13 0.00 0.000																					

Oakland Athletics @ Tampa Bay Rays
Tropicana Field, St. Petersburg, FL
Tue Apr 27 2010, 7:11 PM - 10:00 PM EDT
Att: 10,825 - Dome - 72 F

AB 38
R 6
H 13
RBI 6
BB 2
SO 9
LOB 12



Batter	1	2	3	4	5	6	7	8	9	AB	R	H	RBI	BB	SO	LOB	BOTTOM					
8 Jason Bartlett, R OBP: 0.330, SLG: 0.354										5	0	3	2	0	0	1						
13 Carl Crawford, L OBP: 0.380, SLG: 0.500										4	0	0	0	0	1	4						
18 Ben Zobrist, S OBP: 0.321, SLG: 0.382										4	0	0	0	0	2							
3 Evan Longoria, R OBP: 0.395, SLG: 0.520										4	1	1	0	0	2	0						
23 Carlos Pena, L OBP: 0.370, SLG: 0.470										3	2	1	1	1	1	0						
2 B.J. Upton, R OBP: 0.396, SLG: 0.507										3	2	2	0	1	0	0						
5 Pat Burrell, R OBP: 0.305, SLG: 0.423										4	1	1	3	0	0	3						
28 John Jaso, L OBP: 0.625, SLG: 0.833										4	1	3	1	0	0	0						
15 Reid Brignac, L OBP: 0.324, SLG: 0.514										4	1	1	1	0	1	4						
Inning Stats	R: 0 E: 0 K: 0 S: 7	H: 1 LOB: 0 BB: 0 P: 10	R: 4 E: 1 K: 1 S: 19	H: 5 LOB: 1 BB: 0 P: 31	R: 3 E: 0 K: 1 S: 15	H: 2 LOB: 0 BB: 1 P: 25	R: 1 E: 0 K: 0 S: 8	H: 1 LOB: 0 BB: 0 P: 12	R: 0 E: 0 K: 2 S: 14	H: 0 LOB: 0 BB: 1 P: 24	R: 0 E: 0 K: 1 S: 9	H: 2 LOB: 0 BB: 0 P: 12	R: 0 E: 0 K: 0 S: 7	H: 0 LOB: 0 BB: 0 P: 8	R: 0 E: 0 K: 0 S: 11	H: 1 LOB: 1 BB: 0 P: 12	R: 0 E: 0 K: 0 S: 11	H: 0 LOB: 0 BB: 0 P: 12	1B: 8 2B: 2 HR: 2	SF: 0 SAC: 0 DP: 0 HBP: 0	WP: 0 PB: 0 SB: 0 CS: 1	PA: 37
PITCHER	IP WLS BF H R ER SO BB IBB HBP BLK WP HR S P ERA WHIP																					
15 Ben Sheets, R ERA: 5.0	4.0 L 21 9 8 8 2 1 0 0 0 0 0 0 14 24 18.00 2.500																					
56 Craig Breslow, L ERA: 4.26	1.0 4 0 0 0 2 1 0 0 0 0 0 0 14 24 0.00 1.000																					
13 Jerry Blevins, L ERA: 3.0	1.0 5 2 0 0 1 0 0 0 0 0 0 0 9 12 0.00 2.000																					
31 Brad Ziegler, R ERA: 2.7	1.0 3 0 0 0 0 0 0 0 0 0 0 0 7 8 0.00 0.000																					
57 Chad Gaudin, R ERA: 6.75	1.0 4 1 0 0 0 0 0 0 0 0 0 0 11 12 0.00 1.000																					

Oakland Athletics @ Tampa Bay Rays
Tropicana Field, St. Petersburg, FL
Tue Apr 27 2010, 7:11 PM - 10:00 PM EDT
Att: 10,825 - Dome - 72 F

AB 35
R 8
H 12
RBI 8
BB 2
SO 5
LOB 14



Batter	1	2	3	4	5	6	7	8	9	AB	R	H	RBI	BB	SO	LOB	TOP								
9 David DeJesus, L (1, 10) OBP: 0.354, SLG: 0.516	G6-3		16 2B		G6-4-3		1-2 1B			3	0	1	0	1	0	1	Kansas City Royals @ Tampa Bay Rays Tropicana Field, St. Petersburg, FL Thu Apr 29 2010, 7:12 PM - 10:24 PM EDT Att: 12,766 - Dome - 72 F								
22 Scott Podsednik, L (1, 7) OBP: 0.420, SLG: 0.385	K		K		2B		F7			4	0	1	0	0	2	3									
16 Billy Butler, R (1, 3) OBP: 0.354, SLG: 0.455	K		2B		F9			G5-3		4	0	1	0	0	1	1									
6 Jose Guillen, R (1, 9) OBP: 0.330, SLG: 0.607		K	K		K2-3			K		4	0	0	0	0	4	2									
13 Alberto Callaspo, S (1, 4) OBP: 0.348, SLG: 0.512		G4-3			F8			P4		4	1	2	1	0	0	0									
18 Jason Kendall, R (1, 2) OBP: 0.385, SLG: 0.329	G4-3				K			F9		2	0	0	0	0	1	1									
3 Brayon Peña, S (4, 2)										2	0	0	0	0	1	0									
4 Alex Gordon, L (1, 5)					G3			P5		3	0	0	0	1	1	0									
3 Yuniesky Betancourt, R (1, 6) OBP: 0.326, SLG: 0.417					F8			P3		4	0	0	0	0	1	2									
12 Mitch Maier, L (1, 8) OBP: 0.316, SLG: 0.438					F7					2	0	1	0	1	0	0									
Inning Stats	R: 0 E: 0 K: 2 S: 9	H: 0 LOB: 0 BB: 0 P: 14	R: 0 E: 0 K: 2 S: 14	H: 1 LOB: 2 BB: 1 P: 23	R: 0 E: 0 K: 2 S: 11	H: 1 LOB: 2 BB: 1 P: 20	R: 1 E: 0 K: 1 S: 10	H: 1 LOB: 0 BB: 0 P: 13	R: 0 E: 0 K: 0 S: 7	H: 2 LOB: 1 BB: 0 P: 12	R: 0 E: 0 K: 2 S: 10	H: 0 LOB: 0 BB: 0 P: 15	R: 0 E: 0 K: 1 S: 13	H: 1 LOB: 2 BB: 1 P: 21	R: 0 E: 0 K: 1 S: 7	H: 0 LOB: 0 BB: 0 P: 10	R: 0 E: 0 K: 0 S: 12	H: 0 LOB: 0 BB: 0 P: 17	1B: 3 2B: 2 3B: 0 HR: 1	SF: 0 SAC: 0 DP: 1 HBP: 0	WP: 0 PB: 0 SB: 1 CS: 0	PA: 35			
PITCHER	IP	WLS	BF	H	R	ER	SO	BB	IBB	HBP	BLK	WP	HR	S	P	ERA	WHIP								
22 Matt Garza, R (1, 1) ERA: 2.06	6.0	W	24	5	1	1	9	2	0	0	0	0	1	61	97	1.50	1.167								
53 Joaquin Benoit, R (7, 1) ERA: 2.45	1.0		5	1	0	0	1	1	0	0	0	0	0	13	21	0.00	2.000								
35 Dan Wheeler, R (8, 1) ERA: 2.45	1.0		3	0	0	0	1	0	0	0	0	0	0	7	10	0.00	0.000								
50 Grant Balfour, R (9, 1) ERA: 2.38	1.0		3	0	0	0	0	0	0	0	0	0	0	12	17	0.00	0.000								

AB	32
R	1
H	6
RBI	1
BB	3
SO	11
LOB	10



Batter	1	2	3	4	5	6	7	8	9	AB	R	H	RBI	BB	SO	LOB	BOTTOM								
8 Jason Bartlett, R (1, 6) OBP: 0.347, SLG: 0.382	G6-3		FC4-6		3 2B		G6-3			4	1	1	3	2	0	2	Kansas City Royals @ Tampa Bay Rays Tropicana Field, St. Petersburg, FL Thu Apr 29 2010, 7:12 PM - 10:24 PM EDT Att: 12,766 - Dome - 72 F								
13 Carl Crawford, L (1, 7) OBP: 0.396, SLG: 0.565							P6			5	0	4	1	0	0	1									
19 Gabe Kapler, R (7, PR) OBP: 0.344, SLG: 0.370								K		1	1	0	0	0	1	2									
18 Ben Zobrist, S (1, 9) OBP: 0.330, SLG: 0.369	G4-6-3		F8		FC1					4	0	1	1	0	0	3									
3 Evan Longoria, R (1, 5) OBP: 0.396, SLG: 0.565										5	2	2	0	0	1	7									
23 Carlos Pena, L (1, 3) OBP: 0.374, SLG: 0.493										4	1	1	1	1	2	3									
2 B.J. Upton, R (1, 8) OBP: 0.383, SLG: 0.500										4	1	1	0	0	0	4									
1 Sean Rodriguez, R (7, PH) OBP: 0.282, SLG: 0.314										1	0	0	0	0	1	2									
5 Pat Burrell, R (1, 10) OBP: 0.313, SLG: 0.439										5	2	2	1	0	2	2									
28 John Jaso, L (1, 2) OBP: 0.606, SLG: 0.727										2	2	1	1	3	0	0									
15 Reid Brignac, L (1, 4) OBP: 0.318, SLG: 0.476										5	1	2	3	0	0	2									
Inning Stats	R: 0 E: 0 K: 0 S: 10	H: 1 LOB: 0 BB: 0 P: 12	R: 5 E: 0 K: 1 S: 19	H: 5 LOB: 1 BB: 1 P: 32	R: 4 E: 0 K: 0 S: 19	H: 5 LOB: 3 BB: 1 P: 38	R: 1 E: 0 K: 0 S: 12	H: 2 LOB: 1 BB: 0 P: 21	R: 0 E: 0 K: 1 S: 7	H: 0 LOB: 1 BB: 2 P: 16	R: 0 E: 0 K: 1 S: 12	H: 0 LOB: 1 BB: 1 P: 22	R: 1 E: 0 K: 3 S: 15	H: 2 LOB: 2 BB: 0 P: 21	R: 0 E: 1 K: 2 S: 15	H: 0 LOB: 2 BB: 1 P: 25	1B: 9 2B: 4 3B: 2 HR: 0	SF: 0 SAC: 0 DP: 1 HBP: 1	WP: 0 PB: 0 SB: 2 CS: 0	PA: 47					
PITCHER	IP	WLS	BF	H	R	ER	SO	BB	IBB	HBP	BLK	WP	HR	S	P	ERA	WHIP								
44 Luke Hochevar, R (1, 1) ERA: 6.11	2.2	L	20	11	9	9	1	2	0	0	0	0	0	42	73	30.38	4.875								
47 Victor Marte, R (3, 1) ERA: 3.86	2.1		13	2	1	1	0	2	0	1	0	0	0	25	46	3.86	1.714								
40 Kyle Farnsworth, R (6, 1) ERA: 4.82	2.0		9	2	1	1	4	1	0	0	0	0	0	27	43	4.50	1.500								
48 Joaquin Soria, R (8, 1) ERA: 1.86	0.2		3	0	0	0	1	0	0	0	0	0	0	9	14	0.00	0.000								
51 Robinson Tejeda, R (8, 1) ERA: 11.57	0.1		2	0	0	0	1	1	0	0	1	0	0	6	11	0.00	3.000								

AB	40
R	11
H	15
RBI	11
BB	6
SO	7
LOB	28




Batter	1	2	3	4	5	6	7	8	9	AB	R	H	RBI	BB	SO	LOB	TOP					
9 David DeJesus, L (1,9) OBP: 0.350, SLG: 0.500	G3-1			P3			SH4-3	G5-3		3	1	0	0	1	0	1						
22 Scott Podsednik, L (1,7) OBP: 0.418, SLG: 0.375	G4-3			G6-4-3			SH4-3		E1	2	1	0	0	1	0	0						
16 Billy Butler, R (1,3) OBP: 0.360, SLG: 0.457	F9			G6-4-3			1B		1B	4	0	2	0	0	0	1						
8 Willie Bloomquist, R (9, PR) OBP: 0.200, SLG: 0.208				1-2			1B		1B	0	1	0	0	0	0	0						
6 Jose Guillen, R (1, 10) OBP: 0.337, SLG: 0.609		F8				G5-3			1B	3	0	1	1	0	0	0						
13 Alberto Callaspo, S (1,5) OBP: 0.344, SLG: 0.500		G5-3				L7			SF7	2	0	0	1	1	0	0						
18 Jason Kendall, R (1,2) OBP: 0.360, SLG: 0.325		K				L6			1B	4	0	1	0	0	1	3						
12 Mitch Maier, L (1,8) OBP: 0.357, SLG: 0.457				G4-6-3			F8		1B	3	0	2	1	1	0	0						
3 Yuniesky Betancourt, R (1,6) OBP: 0.315, SLG: 0.402				K			G6-3		G6-3	3	0	0	0	0	1	3						
17 Chris Getz, L (1,4) OBP: 0.257, SLG: 0.188				G4-6-3			K		K	3	0	0	0	0	2	2						
Inning Stats	R: 0 E: 0 K: 0 S: 7	H: 0 LOB: 0 BB: 0 P: 10	R: 0 E: 0 K: 1 S: 9	H: 0 LOB: 0 BB: 0 P: 10	R: 0 E: 0 K: 1 S: 12	H: 1 LOB: 0 BB: 0 P: 15	R: 0 E: 0 K: 0 S: 4	H: 0 LOB: 0 BB: 1 P: 9	R: 0 E: 0 K: 0 S: 6	H: 0 LOB: 0 BB: 0 P: 8	R: 0 E: 0 K: 1 S: 6	H: 0 LOB: 0 BB: 0 P: 9	R: 1 E: 0 K: 0 S: 5	H: 2 LOB: 2 BB: 2 P: 19	R: 0 E: 0 K: 1 S: 9	H: 0 LOB: 1 BB: 1 P: 17	R: 2 E: 0 K: 0 S: 19	H: 3 LOB: 2 BB: 0 P: 27	1B: 5 HR: 0	SF: 1 SAC: 2 DP: 3 HBP: 1	WP: 0 PB: 0 SB: 0 CS: 0	PA: 35
PITCHER	IP WLS BF H R ER SO BB IBB HBP BLK WP HR S P ERA WHIP																					
34 Jeff Niemann, R (1,1) ERA: 2.76	7.1	L	26	3	1	1	3	3	1	0	0	0	0	0	0	52	88	1.23	0.818			
36 Randy Choate, L (8,1) ERA: 10.5	0.2	L	3	0	1	1	1	0	0	0	0	0	0	0	8	12	13.50	0.000				
29 Rafael Soriano, R (9,1) ERA: 3.0	1.0	S	6	3	1	0	0	0	0	1	0	0	0	0	17	24	0.00	3.000				

Kansas City Royals @ Tampa Bay Rays
Tropicana Field, St. Petersburg, FL
Fri Apr 30 2010, 7:12 PM - 9:47 PM EDT
Att: 25,195 - Dome - 72 F

livebaseballscorecards.com

AB 27
R 3
H 6
RBI 3
BB 4
SO 4
LOB 10




Batter	1	2	3	4	5	6	7	8	9	AB	R	H	RBI	BB	SO	LOB	BOTTOM					
8 Jason Bartlett, R (1,6) OBP: 0.333, SLG: 0.366	G6-3		G5-3				F9		K	4	0	0	0	0	1	0						
13 Carl Crawford, L (1,7) OBP: 0.380, SLG: 0.551	K		G1-3				G4-3		1B	4	1	1	0	0	1	0						
18 Ben Zobrist, S (1,9) OBP: 0.327, SLG: 0.356	G3-1			G4-3			G6-3		1B	3	0	0	0	1	0	0						
3 Evan Longoria, R (1,5) OBP: 0.400, SLG: 0.602		HR		G6-3			1B		SF7	3	1	2	2	0	0	0						
23 Carlos Pena, L (1,3) OBP: 0.379, SLG: 0.481		G3-1					K		1B	2	0	0	0	2	1	1						
2 B.J. Upton, R (1,8) OBP: 0.347, SLG: 0.476		G6-3			P6		L7		1B	4	0	0	0	0	0	3						
5 Pat Burrell, R (1, 10) ERA: 3.48					K				1B	2	0	1	0	1	1	0						
19 Gabe Kapler, R (8, PR) ERA: 4.5					G3				F7	3	0	0	0	0	0	2						
28 John Jaso, L (1,2) OBP: 0.556, SLG: 0.640		G3			G3				G5-4-3	3	0	0	0	0	0	1						
1 Sean Rodriguez, R (1,4) OBP: 0.262, SLG: 0.289					F8				G5-4-3	3	0	0	0	0	0	1						
Inning Stats	R: 0 E: 0 K: 1 S: 7	H: 1 LOB: 1 BB: 1 P: 11	R: 1 E: 0 K: 0 S: 11	H: 1 LOB: 1 BB: 1 P: 17	R: 0 E: 0 K: 0 S: 6	H: 0 LOB: 0 BB: 0 P: 11	R: 0 E: 0 K: 0 S: 9	H: 0 LOB: 1 BB: 1 P: 18	R: 0 E: 0 K: 1 S: 10	H: 0 LOB: 0 BB: 0 P: 16	R: 0 E: 0 K: 0 S: 8	H: 0 LOB: 0 BB: 0 P: 14	R: 0 E: 0 K: 1 S: 9	H: 1 LOB: 0 BB: 0 P: 15	R: 0 E: 0 K: 0 S: 4	H: 1 LOB: 1 BB: 0 P: 6	R: 1 E: 0 K: 1 S: 16	H: 1 LOB: 2 BB: 2 P: 26	1B: 3 HR: 1	SF: 1 SAC: 0 DP: 2 HBP: 0	WP: 0 PB: 0 SB: 0 CS: 1	PA: 33
PITCHER	IP WLS BF H R ER SO BB IBB HBP BLK WP HR S P ERA WHIP																					
19 Brian Bannister, R (1,1) ERA: 3.48	7.0	W	24	2	1	1	3	2	0	0	0	0	0	0	0	102	1.29	0.571				
65 Josh Rupe, R (8,1) ERA: 4.5	1.0	W	3	1	0	0	0	0	0	0	0	0	0	0	4	6	0.00	1.000				
4B Joaquin Soria, R (9,1) ERA: 2.53	1.0	S	6	1	1	1	1	2	0	0	0	0	0	0	16	26	9.00	3.000				

Kansas City Royals @ Tampa Bay Rays
Tropicana Field, St. Petersburg, FL
Fri Apr 30 2010, 7:12 PM - 9:47 PM EDT
Att: 25,195 - Dome - 72 F

livebaseballscorecards.com

AB 28
R 2
H 4
RBI 2
BB 4
SO 4
LOB 7



Batter	1	2	3	4	5	6	7	8	9	10	11	AB	R	H	RBI	BB	SO	LOB	TOP			
9 David DeJesus, L (1,9) OBP: 0.343, SLG: 0.480	F7	BB			E5			F7			G4-3	4	0	0	0	1	0	0				
22 Scott Podsednik, L (1,7) OBP: 0.406, SLG: 0.365	G3	L6			FC4-6			K			BB	5	1	1	0	0	1	3				
16 Billy Butler, R (1,3) OBP: 0.365, SLG: 0.458				L9							BB	4	0	2	0	0	0	0				
4 Alex Gordon, L (9,PR) OBP: 0.342, SLG: 0.323					CS		P3				BB	0	1	0	0	1	0	0				
6 Jose Guillen, R (1,10) OBP: 0.330, SLG: 0.583	G5-3				F8		G5-3				BB	4	0	0	0	1	1	2				
13 Alberto Callaspo, S (1,5) OBP: 0.347, SLG: 0.555			FC4-6		F9		G4-3				BB	5	1	2	2	0	0	1				
18 Jason Kendall, R (1,2) OBP: 0.362, SLG: 0.321					G4-3			F8			IBB	4	0	1	0	1	1	0				
8 Willie Bloomquist, R (1,8) OBP: 0.179, SLG: 0.185					G5-3			K			P2	3	1	0	0	0	1	2				
24 Rick Ankiel, L (10,PH) OBP: 0.275, SLG: 0.426					FC4-6			K				1	0	0	0	0	1	0				
12 Mitch Maier, L (10,8) OBP: 0.349, SLG: 0.444					G6-3			P3				1	0	0	0	0	0	3				
3 Yuniesky Betancourt, R (1,6) OBP: 0.301, SLG: 0.385					F7							4	0	0	1	0	0	1				
17 Chris Getz, L (1,4) OBP: 0.295, SLG: 0.194					K			G5-3			G4-3	4	0	1	1	0	1	0				
Inning Stats	R: 0 E: 0 K: 0 S: 17	H: 1 LOB: 1 BB: 0 P: 27	R: 2 E: 0 K: 0 S: 18	H: 3 LOB: 2 BB: 1 P: 25	R: 0 E: 0 K: 0 S: 10	H: 0 LOB: 0 BB: 0 P: 15	R: 0 E: 0 K: 0 S: 9	H: 0 LOB: 0 BB: 0 P: 10	R: 0 E: 1 K: 1 S: 9	H: 0 LOB: 0 BB: 0 P: 16	R: 0 E: 0 K: 1 S: 9	H: 0 LOB: 0 BB: 0 P: 13	R: 0 E: 0 K: 1 S: 6	H: 1 LOB: 1 BB: 0 P: 8	R: 0 E: 0 K: 2 S: 10	H: 0 LOB: 0 BB: 0 P: 13	R: 2 E: 0 K: 0 S: 13	H: 2 LOB: 3 BB: 3 P: 29	1B: 6 2B: 1 3B: 0 HR: 0	SF: 0 SAC: 0 DP: 1 HBP: 0	WP: 0 PB: 0 SB: 2 CS: 1	PA: 44
PITCHER	IP: 6.0 ERA: 2.34	WLS: 1.0 BF: 23	H: 4 R: 2 ER: 2 SO: 1	H: 3 R: 2 ER: 2 SO: 1	H: 0 R: 0 ER: 0 SO: 10	H: 0 R: 0 ER: 0 SO: 9	H: 0 R: 0 ER: 0 SO: 10	H: 0 R: 0 ER: 0 SO: 10	H: 0 R: 2 ER: 2 SO: 0	H: 0 R: 2 ER: 2 SO: 0	H: 0 R: 2 ER: 2 SO: 0	H: 0 R: 0 ER: 0 SO: 13	H: 0 R: 0 ER: 0 SO: 10	H: 1 R: 0 ER: 0 SO: 13	H: 0 R: 0 ER: 0 SO: 13	H: 0 R: 0 ER: 0 SO: 13	H: 2 R: 2 ER: 2 SO: 29	ERA: 16.00 WHIP: 4.000				
14 David Price, L (1,1) ERA: 2.34	IP: 6.0 WLS: 1.0 BF: 23	H: 4 R: 2 ER: 2 SO: 1	H: 3 R: 2 ER: 2 SO: 1	H: 0 R: 0 ER: 0 SO: 10	H: 0 R: 0 ER: 0 SO: 9	H: 0 R: 0 ER: 0 SO: 10	H: 0 R: 0 ER: 0 SO: 10	H: 0 R: 2 ER: 2 SO: 0	H: 0 R: 2 ER: 2 SO: 0	H: 0 R: 2 ER: 2 SO: 0	H: 0 R: 0 ER: 0 SO: 13	H: 0 R: 0 ER: 0 SO: 10	H: 1 R: 0 ER: 0 SO: 13	H: 0 R: 0 ER: 0 SO: 13	H: 0 R: 0 ER: 0 SO: 13	H: 0 R: 0 ER: 0 SO: 13	H: 2 R: 2 ER: 2 SO: 29	ERA: 16.00 WHIP: 4.000				
50 Grant Balfour, R (7,1) ERA: 2.19	IP: 1.0 WLS: 0.0 BF: 3	H: 0 R: 0 ER: 0 SO: 1	H: 0 R: 0 ER: 0 SO: 1	H: 0 R: 0 ER: 0 SO: 0	H: 0 R: 0 ER: 0 SO: 0	H: 0 R: 0 ER: 0 SO: 0	H: 0 R: 0 ER: 0 SO: 0	H: 0 R: 0 ER: 0 SO: 0	H: 0 R: 0 ER: 0 SO: 0	H: 0 R: 0 ER: 0 SO: 0	H: 0 R: 0 ER: 0 SO: 0	H: 0 R: 0 ER: 0 SO: 0	H: 0 R: 0 ER: 0 SO: 0	H: 0 R: 0 ER: 0 SO: 0	H: 0 R: 0 ER: 0 SO: 0	H: 0 R: 0 ER: 0 SO: 0	H: 0 R: 0 ER: 0 SO: 0	ERA: 0.00 WHIP: 0.000				
36 Rancey Choate, L (8,1) ERA: 3.0	IP: 1.0 WLS: 0.0 BF: 3	H: 0 R: 0 ER: 0 SO: 1	H: 0 R: 0 ER: 0 SO: 1	H: 0 R: 0 ER: 0 SO: 0	H: 0 R: 0 ER: 0 SO: 0	H: 0 R: 0 ER: 0 SO: 0	H: 0 R: 0 ER: 0 SO: 0	H: 0 R: 0 ER: 0 SO: 0	H: 0 R: 0 ER: 0 SO: 0	H: 0 R: 0 ER: 0 SO: 0	H: 0 R: 0 ER: 0 SO: 0	H: 0 R: 0 ER: 0 SO: 0	H: 0 R: 0 ER: 0 SO: 0	H: 0 R: 0 ER: 0 SO: 0	H: 0 R: 0 ER: 0 SO: 0	H: 0 R: 0 ER: 0 SO: 0	H: 0 R: 0 ER: 0 SO: 0	ERA: 0.00 WHIP: 1.000				
29 Rafael Soriano, R (9,1) ERA: 2.7	IP: 1.0 WLS: 0.0 BF: 3	H: 0 R: 0 ER: 0 SO: 2	H: 0 R: 0 ER: 0 SO: 0	H: 0 R: 0 ER: 0 SO: 0	H: 0 R: 0 ER: 0 SO: 0	H: 0 R: 0 ER: 0 SO: 0	H: 0 R: 0 ER: 0 SO: 0	H: 0 R: 0 ER: 0 SO: 0	H: 0 R: 0 ER: 0 SO: 0	H: 0 R: 0 ER: 0 SO: 0	H: 0 R: 0 ER: 0 SO: 0	H: 0 R: 0 ER: 0 SO: 0	H: 0 R: 0 ER: 0 SO: 0	H: 0 R: 0 ER: 0 SO: 0	H: 0 R: 0 ER: 0 SO: 0	H: 0 R: 0 ER: 0 SO: 0	H: 0 R: 0 ER: 0 SO: 0	ERA: 0.00 WHIP: 0.000				
35 Dan Wheeler, R (10,1) ERA: 2.16	IP: 1.0 WLS: 0.0 BF: 3	H: 0 R: 0 ER: 0 SO: 2	H: 0 R: 0 ER: 0 SO: 0	H: 0 R: 0 ER: 0 SO: 0	H: 0 R: 0 ER: 0 SO: 0	H: 0 R: 0 ER: 0 SO: 0	H: 0 R: 0 ER: 0 SO: 0	H: 0 R: 0 ER: 0 SO: 0	H: 0 R: 0 ER: 0 SO: 0	H: 0 R: 0 ER: 0 SO: 0	H: 0 R: 0 ER: 0 SO: 0	H: 0 R: 0 ER: 0 SO: 0	H: 0 R: 0 ER: 0 SO: 0	H: 0 R: 0 ER: 0 SO: 0	H: 0 R: 0 ER: 0 SO: 0	H: 0 R: 0 ER: 0 SO: 0	H: 0 R: 0 ER: 0 SO: 0	ERA: 0.00 WHIP: 0.000				

Kansas City Royals @ Tampa Bay Rays
Tropicana Field, St. Petersburg, FL
Sat May 01 2010, 6:13 PM - 9:46 PM EDT
Att: 34,813 - Dome - 72 F

AB	39
R	4
H	7
RBI	4
BB	4
SO	6
LOB	12



Batter	1	2	3	4	5	6	7	8	9	10	11	AB	R	H	RBI	BB	SO	LOB	BOTTOM			
8 Jason Bartlett, R (1,6) OBP: 0.327, SLG: 0.357	G5-3	F9			FC4-6		G6-3				F8	5	0	1	0	0	0	3				
13 Carl Crawford, L (1,7) OBP: 0.390, SLG: 0.533	K				FC4-6			BB			K	3	1	0	0	2	2	1				
18 Ben Zobrist, S (1,9) OBP: 0.350, SLG: 0.374					CS		G1-3				BB	4	0	3	0	1	0	0				
3 Evan Longoria, R (1,5) OBP: 0.400, SLG: 0.587					G6-4-3			BB			BB	4	0	1	0	1	1	4				
23 Carlos Pena, L (1,3) OBP: 0.360, SLG: 0.451					F7			K			K	5	0	0	0	0	3	5				
2 B.J. Upton, R (1,8) OBP: 0.340, SLG: 0.455					K		G1-3				K	4	1	0	0	1	3	3				
5 Pat Burrell, R (1,10) OBP: 0.319, SLG: 0.413					K			L4			K	4	0	0	0	1	2	2				
15 Reid Brignac, L (1,4) OBP: 0.313, SLG: 0.457					G3-1			F7			F9	4	0	1	1	0	0	0				
30 Dioner Navaro, S (1,2) OBP: 0.212, SLG: 0.188					FC1-6			K			F8	4	0	1	0	0	1	2				
PITCHER	IP: 6.0 ERA: 3.52	WLS: 1.0 BF: 24	H: 3 R: 2 ER: 2 SO: 6	H: 1 R: 1 ER: 1 SO: 7	H: 0 R: 0 ER: 0 SO: 10	H: 0 R: 0 ER: 0 SO: 9	H: 0 R: 0 ER: 0 SO: 10	H: 0 R: 0 ER: 0 SO: 10	H: 0 R: 0 ER: 0 SO: 10	H: 0 R: 0 ER: 0 SO: 10	H: 0 R: 0 ER: 0 SO: 10	H: 0 R: 0 ER: 0 SO: 10	H: 0 R: 0 ER: 0 SO: 10	H: 0 R: 0 ER: 0 SO: 10	H: 0 R: 0 ER: 0 SO: 10	H: 0 R: 0 ER: 0 SO: 10	H: 2 R: 2 ER: 2 SO: 25	ERA: 3.00 WHIP: 1.333				
34 Kyle Davies, R (1,1) ERA: 3.52	IP: 6.0 WLS: 1.0 BF: 24	H: 3 R: 2 ER: 2 SO: 6	H: 1 R: 1 ER: 1 SO: 7	H: 0 R: 0 ER: 0 SO: 10	H: 0 R: 0 ER: 0 SO: 9	H: 0 R: 0 ER: 0 SO: 10	H: 0 R: 0 ER: 0 SO: 10	H: 0 R: 0 ER: 0 SO: 10	H: 0 R: 0 ER: 0 SO: 10	H: 0 R: 0 ER: 0 SO: 10	H: 0 R: 0 ER: 0 SO: 10	H: 0 R: 0 ER: 0 SO: 10	H: 0 R: 0 ER: 0 SO: 10	H: 0 R: 0 ER: 0 SO: 10	H: 0 R: 0 ER: 0 SO: 10	H: 0 R: 0 ER: 0 SO: 10	H: 2 R: 2 ER: 2 SO: 25	ERA: 3.00 WHIP: 1.333				
57 Brad Thompson, R (7,1) ERA: 4.15	IP: 1.0 WLS: 0.0 BF: 4	H: 1 R: 0 ER: 0 SO: 0	H: 0 R: 0 ER: 0 SO: 0	H: 0 R: 0 ER: 0 SO: 0	H: 0 R: 0 ER: 0 SO: 0	H: 0 R: 0 ER: 0 SO: 0	H: 0 R: 0 ER: 0 SO: 0	H: 0 R: 0 ER: 0 SO: 0	H: 0 R: 0 ER: 0 SO: 0	H: 0 R: 0 ER: 0 SO: 0	H: 0 R: 0 ER: 0 SO: 0	H: 0 R: 0 ER: 0 SO: 0	H: 0 R: 0 ER: 0 SO: 0	H: 0 R: 0 ER: 0 SO: 0	H: 0 R: 0 ER: 0 SO: 0	H: 0 R: 0 ER: 0 SO: 0	H: 0 R: 0 ER: 0 SO: 0	ERA: 0.00 WHIP: 1.000				
52 Bruce Chen, L (8,1) ERA: 4.15	IP: 0.0 WLS: 0.0 BF: 2	H: 1 R: 0 ER: 0 SO: 0	H: 0 R: 0 ER: 0 SO: 0	H: 0 R: 0 ER: 0 SO: 0	H: 0 R: 0 ER: 0 SO: 0	H: 0 R: 0 ER: 0 SO: 0	H: 0 R: 0 ER: 0 SO: 0	H: 0 R: 0 ER: 0 SO: 0	H: 0 R: 0 ER: 0 SO: 0	H: 0 R: 0 ER: 0 SO: 0	H: 0 R: 0 ER: 0 SO: 0	H: 0 R: 0 ER: 0 SO: 0	H: 0 R: 0 ER: 0 SO: 0	H: 0 R: 0 ER: 0 SO: 0	H: 0 R: 0 ER: 0 SO: 0	H: 0 R: 0 ER: 0 SO: 0	H: 0 R: 0 ER: 0 SO: 0	ERA: 0.00 WHIP: 0.000				
51 Robinson Tejeda, R (8,1) ERA: 8.76	IP: 3.0 WLS: 0.0 BF: 8	H: 0 R: 0 ER: 0 SO: 3	H: 0 R: 0 ER: 0 SO: 3	H: 0 R: 0 ER: 0 SO: 0	H: 0 R: 0 ER: 0 SO: 0	H: 0 R: 0 ER: 0 SO: 0	H: 0 R: 0 ER: 0 SO: 0	H: 0 R: 0 ER: 0 SO: 0	H: 0 R: 0 ER: 0 SO: 0	H: 0 R: 0 ER: 0 SO: 0	H: 0 R: 0 ER: 0 SO: 0	H: 0 R: 0 ER: 0 SO: 0	H: 0 R: 0 ER: 0 SO: 0	H: 0 R: 0 ER: 0 SO: 0	H: 0 R: 0 ER: 0 SO: 0	H: 0 R: 0 ER: 0 SO: 0	H: 0 R: 0 ER: 0 SO: 0	ERA: 8.76 WHIP: 0.000				
48 Joaquin Soria, R (11,1) ERA: 2.31	IP: 1.0 WLS: 0.0 BF: 5	H: 2 R: 0 ER: 0 SO: 3	H: 0 R: 0 ER: 0 SO: 3	H: 0 R: 0 ER: 0 SO: 0	H: 0 R: 0 ER: 0 SO: 0	H: 0 R: 0 ER: 0 SO: 0	H: 0 R: 0 ER: 0 SO: 0	H: 0 R: 0 ER: 0 SO: 0	H: 0 R: 0 ER: 0 SO: 0	H: 0 R: 0 ER: 0 SO: 0	H: 0 R: 0 ER: 0 SO: 0	H: 0 R: 0 ER: 0 SO: 0	H: 0 R: 0 ER: 0 SO: 0	H: 0 R: 0 ER: 0 SO: 0	H: 0 R: 0 ER: 0 SO: 0	H: 0 R: 0 ER: 0 SO: 0	H: 0 R: 0 ER: 0 SO: 0	ERA: 2.31 WHIP: 2.000				

Kansas City Royals @ Tampa Bay Rays
Tropicana Field, St. Petersburg, FL
Sat May 01 2010, 6:13 PM - 9:46 PM EDT
Att: 34,813 - Dome - 72 F

AB	37
R	2
H	7
RBI	1
BB	6
SO	12
LOB	20



Batter	1	2	3	4	5	6	7	8	9	AB	R	H	RBI	BB	SO	LOB	TOP			
9 David DeJesus, L (1,9) OBP: 0.348, SLG: 0.485	F7		F7					F7		3	0	1	0	1	0	0	Kansas City Royals @ Tampa Bay Rays Tropicana Field, St. Petersburg, FL Sun May 02 2010, 1:41 PM - 3:56 PM EDT Att: 19,757 - Dome - 72 F livebaseballscorecards.com			
22 Scott Podsednik, L (1,7) OBP: 0.390, SLG: 0.348	K		F7					G1-3		4	0	0	0	0	1	3				
16 Billy Butler, R (1,3) OBP: 0.352, SLG: 0.440	F9		K					K		4	0	0	0	0	2	1				
6 Jose Guillen, R (1,10) OBP: 0.336, SLG: 0.576										3	0	1	0	1	1	0				
8 Willie Bloomquist, R (9,PR) OBP: 0.179, SLG: 0.185										0	0	0	0	0	0	0				
13 Alberto Callaspo, S (1,5) OBP: 0.343, SLG: 0.490										3	0	0	0	1	1	1				
18 Jason Kendall, R (1,2) OBP: 0.361, SLG: 0.333										3	0	1	0	0	0	2				
24 Rick Ankiel, L (9,PH) OBP: 0.275, SLG: 0.419										1	0	0	0	0	1	1				
12 Mitch Maier, L (1,8) OBP: 0.348, SLG: 0.421										2	0	0	0	1	1	3				
3 Yuniesky Betancourt, R (1,6) OBP: 0.292, SLG: 0.372										3	0	0	0	0	0	4				
17 Chris Getz, L (1,4) OBP: 0.238, SLG: 0.179										3	0	0	0	0	0	2				
Inning Stats	R: 0 E: 0 K: 1 S: 6	H: 0 LOB: 0 BB: 0 P: 10	R: 0 E: 0 K: 1 S: 17	H: 1 LOB: 2 BB: 1 P: 24	R: 0 E: 0 K: 1 S: 10	H: 1 LOB: 1 BB: 0 P: 13	R: 0 E: 0 K: 2 S: 9	H: 0 LOB: 0 BB: 0 P: 16	R: 0 E: 1 K: 0 S: 10	H: 0 LOB: 2 BB: 2 P: 19	R: 0 E: 0 K: 0 S: 6	H: 0 LOB: 0 BB: 0 P: 9	R: 0 E: 0 K: 1 S: 7	H: 1 LOB: 1 BB: 0 P: 11	R: 0 E: 0 K: 1 S: 12	H: 0 LOB: 1 BB: 1 P: 17	1B: 1 2B: 2 3B: 0 HR: 0	SF: 0 SAC: 0 DP: 1 HBP: 0	WP: 0 PB: 0 SB: 0 CS: 0	PA: 33
PITCHER	IP WLS BF H R ER SO BB IBB HBP BLK WP HR S P ERA WHIP																			
40 Wade Davis, R (1,1) ERA: 2.79	7.0 W 27 3 0 0 5 3 0 0 0 0 0 0 67 102 0.00 0.857																			
36 Randy Choate, L (8,1) ERA: 8.22	0.2 H 2 0 0 0 0 0 0 0 0 0 0 4 7 0.00 0.000																			
35 Dan Wheeler, R (8,1) ERA: 2.08	0.1 H 1 0 0 0 1 0 0 0 0 0 0 3 4 0.00 0.000																			
29 Rafael Soriano, R (9,1) ERA: 2.45	1.0 S 3 0 0 0 1 1 0 0 0 0 0 0 12 17 0.00 1.000																			

Batter	1	2	3	4	5	6	7	8	9	AB	R	H	RBI	BB	SO	LOB	BOTTOM			
8 Jason Bartlett, R (1,6) OBP: 0.315, SLG: 0.343	F8		F8					FC5-4		4	0	0	0	0	0	3	Kansas City Royals @ Tampa Bay Rays Tropicana Field, St. Petersburg, FL Sun May 02 2010, 1:41 PM - 3:56 PM EDT Att: 19,757 - Dome - 72 F livebaseballscorecards.com			
18 Ben Zobrist, S (1,9) OBP: 0.336, SLG: 0.358	F7							K		4	0	0	0	0	2	1				
3 Evan Longoria, R (1,5) OBP: 0.407, SLG: 0.621								K		3	1	2	1	0	0	0				
23 Carlos Pena, L (1,3) OBP: 0.350, SLG: 0.435	F9							K		3	0	0	0	0	2	1				
16 Willy Aybar, S (1,10) OBP: 0.290, SLG: 0.500										3	0	0	0	0	1	0				
2 B.J. Upton, R (1,8) OBP: 0.330, SLG: 0.440										3	0	0	0	0	1	0				
28 John Jaso, L (1,2) OBP: 0.513, SLG: 0.571										3	0	0	0	0	0	0				
15 Reid Brignac, L (1,4) OBP: 0.314, SLG: 0.438										2	0	0	0	0	0	0				
13 Carl Crawford, L (9,7) OBP: 0.390, SLG: 0.533										0	0	0	0	0	0	0				
1 Sean Rodriguez, R (1,7) OBP: 0.289, SLG: 0.317										3	0	2	0	0	0	0				
Inning Stats	R: 0 E: 0 K: 0 S: 8	H: 1 LOB: 1 BB: 0 P: 10	R: 0 E: 0 K: 0 S: 6	H: 0 LOB: 0 BB: 0 P: 9	R: 0 E: 0 K: 0 S: 7	H: 0 LOB: 0 BB: 0 P: 9	R: 1 E: 0 K: 1 S: 9	H: 1 LOB: 0 BB: 0 P: 12	R: 0 E: 0 K: 0 S: 11	H: 1 LOB: 2 BB: 0 P: 16	R: 0 E: 0 K: 2 S: 7	H: 0 LOB: 0 BB: 0 P: 9	R: 0 E: 0 K: 2 S: 9	H: 0 LOB: 0 BB: 0 P: 10	R: 0 E: 0 K: 1 S: 8	H: 1 LOB: 1 BB: 0 P: 12	1B: 3 2B: 0 3B: 0 HR: 1	SF: 0 SAC: 0 DP: 0 HBP: 1	WP: 0 PB: 0 SB: 0 CS: 0	PA: 29
PITCHER	IP WLS BF H R ER SO BB IBB HBP BLK WP HR S P ERA WHIP																			
23 Zack Greinke, R (1,1) ERA: 2.27	8.0 L 29 4 1 1 6 0 0 0 1 0 0 1 65 87 1.12 0.500																			

Batter	1	2	3	4	5	6	7	8	9	AB	R	H	RBI	BB	SO	LOB	TOP					
8 Jason Bartlett, R OBP: 0.328, SLG: 0.358										4	1	2	1	1	1	0	Tampa Bay Rays @ Seattle Mariners Safeco Field, Seattle, WA Wed May 05 2010, 7:11 PM - 10:02 PM PDT Att: 14,629 - Partly Cloudy - 51 F					
13 Carl Crawford, L OBP: 0.400, SLG: 0.530										4	1	2	0	1	0	2						
18 Ben Zobrist, S OBP: 0.325, SLG: 0.356										4	1	1	1	1	0	3						
3 Evan Longoria, R OBP: 0.415, SLG: 0.635										5	1	1	2	0	0	2						
23 Carlos Pena, L OBP: 0.319, SLG: 0.389										5	0	0	0	0	2	2						
2 B.J. Upton, R OBP: 0.324, SLG: 0.427										4	0	1	1	0	1	0						
5 Pat Burrell, R OBP: 0.321, SLG: 0.386										4	0	1	0	0	1	1						
30 Dioner Navarro, S OBP: 0.246, SLG: 0.218										3	2	1	0	1	0	1						
19 Gabe Kapler, R OBP: 0.316, SLG: 0.333										3	1	1	1	0	1	0						
15 Reid Brignac, L OBP: 0.321, SLG: 0.453										1	1	1	1	0	0	0						
Inning Stats	R: 0 E: 0 K: 0 S: 11	H: 1 LOB: 1 BB: 0 P: 16	R: 0 E: 0 K: 2 S: 9	H: 1 LOB: 1 BB: 0 P: 10	R: 0 E: 0 K: 2 S: 11	H: 1 LOB: 1 BB: 0 P: 16	R: 0 E: 0 K: 0 S: 6	H: 0 LOB: 0 BB: 0 P: 9	R: 2 E: 0 K: 1 S: 15	H: 3 LOB: 1 BB: 0 P: 18	R: 0 E: 0 K: 0 S: 8	H: 0 LOB: 0 BB: 0 P: 10	R: 0 E: 0 K: 0 S: 7	H: 0 LOB: 0 BB: 0 P: 9	R: 3 E: 1 K: 0 S: 16	H: 4 LOB: 1 BB: 0 P: 25	R: 3 E: 0 K: 1 S: 11	H: 1 LOB: 1 BB: 3 P: 27	1B: 8 2B: 3 3B: 0 HR: 0	SF: 1 SAC: 0 DP: 0 HBP: 0	WP: 0 PB: 1 SB: 0 CS: 0	PA: 41
PITCHER	IP WLS BF H R ER SO BB IBB HBP BLK WP HR S P ERA WHIP	IP WLS BF H R ER SO BB IBB HBP BLK WP HR S P ERA WHIP	IP WLS BF H R ER SO BB IBB HBP BLK WP HR S P ERA WHIP	IP WLS BF H R ER SO BB IBB HBP BLK WP HR S P ERA WHIP	IP WLS BF H R ER SO BB IBB HBP BLK WP HR S P ERA WHIP	IP WLS BF H R ER SO BB IBB HBP BLK WP HR S P ERA WHIP	IP WLS BF H R ER SO BB IBB HBP BLK WP HR S P ERA WHIP	IP WLS BF H R ER SO BB IBB HBP BLK WP HR S P ERA WHIP	IP WLS BF H R ER SO BB IBB HBP BLK WP HR S P ERA WHIP	IP WLS BF H R ER SO BB IBB HBP BLK WP HR S P ERA WHIP	IP WLS BF H R ER SO BB IBB HBP BLK WP HR S P ERA WHIP	IP WLS BF H R ER SO BB IBB HBP BLK WP HR S P ERA WHIP	IP WLS BF H R ER SO BB IBB HBP BLK WP HR S P ERA WHIP	IP WLS BF H R ER SO BB IBB HBP BLK WP HR S P ERA WHIP	IP WLS BF H R ER SO BB IBB HBP BLK WP HR S P ERA WHIP	IP WLS BF H R ER SO BB IBB HBP BLK WP HR S P ERA WHIP						
36 Cliff Lee, L ERA: 2.4	8.0	L	34	10	5	4	5	0	0	0	0	0	0	0	0	0	4.50	1.250				
46 Sean White, R ERA: 4.0	0.1		5	1	3	3	0	3	0	0	0	0	0	0	0	0	81.00	12.000				
54 Kanekoa Texeira, R ERA: 4.35	0.2		2	0	0	0	1	0	0	0	0	0	0	0	0	0	0.00	0.000				

Batter	1	2	3	4	5	6	7	8	9	AB	R	H	RBI	BB	SO	LOB	BOTTOM					
51 Ichiro Suzuki, L OBP: 0.367, SLG: 0.375										4	0	1	0	0	1	1	Tampa Bay Rays @ Seattle Mariners Safeco Field, Seattle, WA Wed May 05 2010, 7:11 PM - 10:02 PM PDT Att: 14,629 - Partly Cloudy - 51 F					
9 Chone Figgins, S OBP: 0.338, SLG: 0.266										4	0	0	0	0	1	1						
13 Casey Kotchman, L OBP: 0.301, SLG: 0.429										4	1	1	0	0	1	1						
21 Franklin Gutierrez, R OBP: 0.397, SLG: 0.505										4	2	2	2	0	0	0						
24 Ken Griffey Jr., L OBP: 0.268, SLG: 0.242										4	0	1	0	0	0	1						
4 Jose Lopez, R OBP: 0.241, SLG: 0.279										4	0	0	0	0	1	3						
12 Ryan Langerhans, L OBP: 0.500, SLG: 0.250										2	0	0	0	2	1	1						
2 Jack Wilson, R OBP: 0.275, SLG: 0.347										1	0	1	0	0	0	0						
16 Josh Wilson, R OBP: 0.273, SLG: 0.172										3	0	0	1	0	0	3						
32 Rob Johnson, R OBP: 0.346, SLG: 0.282										3	0	0	0	0	0	1						
5 Mike Sweeney, R OBP: 0.273, SLG: 0.172										1	0	0	0	0	1	2						
Inning Stats	R: 0 E: 0 K: 1 S: 6	H: 0 LOB: 0 BB: 0 P: 10	R: 0 E: 0 K: 0 S: 9	H: 0 LOB: 0 BB: 0 P: 16	R: 0 E: 0 K: 0 S: 10	H: 1 LOB: 1 BB: 0 P: 15	R: 2 E: 0 K: 1 S: 14	H: 3 LOB: 1 BB: 0 P: 22	R: 0 E: 0 K: 1 S: 7	H: 0 LOB: 0 BB: 0 P: 8	R: 0 E: 0 K: 1 S: 7	H: 0 LOB: 0 BB: 0 P: 11	R: 0 E: 0 K: 1 S: 9	H: 0 LOB: 1 BB: 1 P: 16	R: 0 E: 0 K: 0 S: 7	H: 1 LOB: 1 BB: 0 P: 11	R: 1 E: 0 K: 1 S: 11	H: 1 LOB: 2 BB: 1 P: 22	1B: 3 2B: 2 3B: 0 HR: 1	SF: 0 SAC: 0 DP: 0 HBP: 0	WP: 1 PB: 0 SB: 0 CS: 0	PA: 36
PITCHER	IP WLS BF H R ER SO BB IBB HBP BLK WP HR S P ERA WHIP	IP WLS BF H R ER SO BB IBB HBP BLK WP HR S P ERA WHIP	IP WLS BF H R ER SO BB IBB HBP BLK WP HR S P ERA WHIP	IP WLS BF H R ER SO BB IBB HBP BLK WP HR S P ERA WHIP	IP WLS BF H R ER SO BB IBB HBP BLK WP HR S P ERA WHIP	IP WLS BF H R ER SO BB IBB HBP BLK WP HR S P ERA WHIP	IP WLS BF H R ER SO BB IBB HBP BLK WP HR S P ERA WHIP	IP WLS BF H R ER SO BB IBB HBP BLK WP HR S P ERA WHIP	IP WLS BF H R ER SO BB IBB HBP BLK WP HR S P ERA WHIP	IP WLS BF H R ER SO BB IBB HBP BLK WP HR S P ERA WHIP	IP WLS BF H R ER SO BB IBB HBP BLK WP HR S P ERA WHIP	IP WLS BF H R ER SO BB IBB HBP BLK WP HR S P ERA WHIP	IP WLS BF H R ER SO BB IBB HBP BLK WP HR S P ERA WHIP	IP WLS BF H R ER SO BB IBB HBP BLK WP HR S P ERA WHIP	IP WLS BF H R ER SO BB IBB HBP BLK WP HR S P ERA WHIP	IP WLS BF H R ER SO BB IBB HBP BLK WP HR S P ERA WHIP						
22 Matt Garza, R ERA: 2.09	8.0	W	30	5	2	2	0	1	0	0	0	0	0	0	0	0	2.25	0.750				
50 Grant Balfour, R ERA: 2.03	1.0		6	1	1	0	1	1	0	0	0	0	0	0	0	0	0.00	2.000				

Batter	1	2	3	4	5	6	7	8	9	AB	R	H	RBI	BB	SO	LOB	TOP							
8 Jason Bartlett, R OBP: 0.322, SLG: 0.360	G4-3	K				G5-3		F9		5	1	1	0	0	1	2	Tampa Bay Rays @ Seattle Mariners Safeco Field, Seattle, WA Thu May 06 20:10, 7:11 PM - 9:57 PM PDT Att: 17,645 - Partly Cloudy - 56 F							
13 Carl Crawford, L OBP: 0.408, SLG: 0.571	P4		F8					HR		5	2	3	2	0	0	0								
18 Ben Zobrist, S OBP: 0.336, SLG: 0.361	BB		F8					1B		4	0	2	1	1	1	1								
3 Evan Longoria, R OBP: 0.407, SLG: 0.624	G5-3		G5-3					P4		5	1	1	1	0	0	2								
23 Carlos Pena, L OBP: 0.331, SLG: 0.398		2B								3	1	1	0	2	1	2								
2 B.J. Upton, R OBP: 0.327, SLG: 0.430		1B								4	2	1	1	1	1	4								
16 Willy Aybar, S OBP: 0.324, SLG: 0.528	G5-3							F8		5	0	2	2	0	0	3								
28 John Jaso, L OBP: 0.477, SLG: 0.500	F8							HR		4	1	0	0	1	1	5								
19 Gabe Kapler, R OBP: 0.325, SLG: 0.343								L9		2	0	1	1	0	0	1								
15 Reid Brignac, L OBP: 0.310, SLG: 0.436										2	0	0	0	0	0	1								
Inning Stats	R: 0 E: 0 K: 0 S: 11	H: 0 LOB: 1 BB: 1 P: 16	R: 2 E: 0 K: 1 S: 15	H: 2 LOB: 1 BB: 1 P: 25	R: 0 E: 0 K: 0 S: 7	H: 0 LOB: 0 BB: 0 P: 11	R: 1 E: 0 K: 0 S: 14	H: 1 LOB: 1 BB: 1 P: 22	R: 3 E: 0 K: 1 S: 19	H: 5 LOB: 2 BB: 0 P: 33	R: 0 E: 0 K: 1 S: 12	H: 1 LOB: 1 BB: 0 P: 16	R: 0 E: 0 K: 1 S: 9	H: 0 LOB: 1 BB: 1 P: 15	R: 2 E: 0 K: 0 S: 14	H: 2 LOB: 1 BB: 1 P: 21	R: 0 E: 0 K: 1 S: 10	H: 1 LOB: 1 BB: 0 P: 15	1B: 5 2B: 6 HR: 1	SF: 0 SAC: 0 DP: 0 HBP: 0	WP: 1 PB: 0 SB: 1 CS: 0	PA: 44		
PITCHER	IP WLS BF H R ER SO BB IBB HBP BLK WP HR S P ERA WHIP	IP WLS BF H R ER SO BB IBB HBP BLK WP HR S P ERA WHIP	IP WLS BF H R ER SO BB IBB HBP BLK WP HR S P ERA WHIP	IP WLS BF H R ER SO BB IBB HBP BLK WP HR S P ERA WHIP	IP WLS BF H R ER SO BB IBB HBP BLK WP HR S P ERA WHIP	IP WLS BF H R ER SO BB IBB HBP BLK WP HR S P ERA WHIP	IP WLS BF H R ER SO BB IBB HBP BLK WP HR S P ERA WHIP	IP WLS BF H R ER SO BB IBB HBP BLK WP HR S P ERA WHIP	IP WLS BF H R ER SO BB IBB HBP BLK WP HR S P ERA WHIP	IP WLS BF H R ER SO BB IBB HBP BLK WP HR S P ERA WHIP	IP WLS BF H R ER SO BB IBB HBP BLK WP HR S P ERA WHIP	IP WLS BF H R ER SO BB IBB HBP BLK WP HR S P ERA WHIP	IP WLS BF H R ER SO BB IBB HBP BLK WP HR S P ERA WHIP	IP WLS BF H R ER SO BB IBB HBP BLK WP HR S P ERA WHIP	IP WLS BF H R ER SO BB IBB HBP BLK WP HR S P ERA WHIP	IP WLS BF H R ER SO BB IBB HBP BLK WP HR S P ERA WHIP	IP WLS BF H R ER SO BB IBB HBP BLK WP HR S P ERA WHIP	IP WLS BF H R ER SO BB IBB HBP BLK WP HR S P ERA WHIP	IP WLS BF H R ER SO BB IBB HBP BLK WP HR S P ERA WHIP	IP WLS BF H R ER SO BB IBB HBP BLK WP HR S P ERA WHIP	IP WLS BF H R ER SO BB IBB HBP BLK WP HR S P ERA WHIP	IP WLS BF H R ER SO BB IBB HBP BLK WP HR S P ERA WHIP	IP WLS BF H R ER SO BB IBB HBP BLK WP HR S P ERA WHIP	IP WLS BF H R ER SO BB IBB HBP BLK WP HR S P ERA WHIP

AB	39
R	8
H	12
RBI	8
BB	5
SO	5
LOB	21




Batter	1	2	3	4	5	6	7	8	9	AB	R	H	RBI	BB	SO	LOB	BOTTOM							
51 Ichiro Suzuki, L OBP: 0.363, SLG: 0.371	G4-3		G1-3					F7		4	0	1	0	0	0	0	Tampa Bay Rays @ Seattle Mariners Safeco Field, Seattle, WA Thu May 06 20:10, 7:11 PM - 9:57 PM PDT Att: 17,645 - Partly Cloudy - 56 F							
9 Chone Figgins, S OBP: 0.338, SLG: 0.265	G4-3							K		4	0	1	0	0	1	1								
13 Casey Kotchman, L OBP: 0.290, SLG: 0.411	L8		F8							4	0	0	0	0	1	1								
21 Franklin Gutierrez, R OBP: 0.383, SLG: 0.486		K	F8							4	0	0	0	0	2	1								
24 Ken Griffey Jr., L OBP: 0.267, SLG: 0.243		K								4	0	1	0	0	1	0								
4 Jose Lopez, R OBP: 0.244, SLG: 0.281										3	0	1	0	0	1	1								
12 Ryan Langerhans, L OBP: 0.444, SLG: 0.167										2	0	0	0	1	1	0								
16 Josh Wilson, R										2	0	0	0	1	0	0								
32 Rob Johnson, R OBP: 0.327, SLG: 0.262										3	0	0	0	0	2	3								
Inning Stats	R: 0 E: 0 K: 0 S: 8	H: 0 LOB: 0 BB: 0 P: 12	R: 0 E: 0 K: 3 S: 15	H: 1 LOB: 3 BB: 2 P: 32	R: 0 E: 0 K: 0 S: 8	H: 1 LOB: 1 BB: 0 P: 14	R: 0 E: 0 K: 0 S: 6	H: 1 LOB: 0 BB: 0 P: 9	R: 0 E: 0 K: 0 S: 7	H: 1 LOB: 1 BB: 0 P: 10	R: 0 E: 0 K: 1 S: 6	H: 0 LOB: 0 BB: 0 P: 10	R: 0 E: 0 K: 2 S: 8	H: 0 LOB: 0 BB: 0 P: 12	R: 0 E: 0 K: 2 S: 12	H: 0 LOB: 0 BB: 0 P: 17		R: 0 E: 0 K: 1 S: 13	H: 0 LOB: 0 BB: 0 P: 17	1B: 4 2B: 0 3B: 0 HR: 0	SF: 0 SAC: 0 DP: 1 HBP: 0	WP: 0 PB: 0 SB: 0 CS: 0	PA: 32	
PITCHER	IP WLS BF H R ER SO BB IBB HBP BLK WP HR S P ERA WHIP	IP WLS BF H R ER SO BB IBB HBP BLK WP HR S P ERA WHIP	IP WLS BF H R ER SO BB IBB HBP BLK WP HR S P ERA WHIP	IP WLS BF H R ER SO BB IBB HBP BLK WP HR S P ERA WHIP	IP WLS BF H R ER SO BB IBB HBP BLK WP HR S P ERA WHIP	IP WLS BF H R ER SO BB IBB HBP BLK WP HR S P ERA WHIP	IP WLS BF H R ER SO BB IBB HBP BLK WP HR S P ERA WHIP	IP WLS BF H R ER SO BB IBB HBP BLK WP HR S P ERA WHIP	IP WLS BF H R ER SO BB IBB HBP BLK WP HR S P ERA WHIP	IP WLS BF H R ER SO BB IBB HBP BLK WP HR S P ERA WHIP	IP WLS BF H R ER SO BB IBB HBP BLK WP HR S P ERA WHIP	IP WLS BF H R ER SO BB IBB HBP BLK WP HR S P ERA WHIP	IP WLS BF H R ER SO BB IBB HBP BLK WP HR S P ERA WHIP	IP WLS BF H R ER SO BB IBB HBP BLK WP HR S P ERA WHIP	IP WLS BF H R ER SO BB IBB HBP BLK WP HR S P ERA WHIP	IP WLS BF H R ER SO BB IBB HBP BLK WP HR S P ERA WHIP	IP WLS BF H R ER SO BB IBB HBP BLK WP HR S P ERA WHIP	IP WLS BF H R ER SO BB IBB HBP BLK WP HR S P ERA WHIP	IP WLS BF H R ER SO BB IBB HBP BLK WP HR S P ERA WHIP	IP WLS BF H R ER SO BB IBB HBP BLK WP HR S P ERA WHIP	IP WLS BF H R ER SO BB IBB HBP BLK WP HR S P ERA WHIP	IP WLS BF H R ER SO BB IBB HBP BLK WP HR S P ERA WHIP	IP WLS BF H R ER SO BB IBB HBP BLK WP HR S P ERA WHIP	IP WLS BF H R ER SO BB IBB HBP BLK WP HR S P ERA WHIP



Batter	1	2	3	4	5	6	7	8	9	AB	R	H	RBI	BB	SO	LOB	TOP			
8 Jason Bartlett, R OBP: 0.323, SLG: 0.356										4	0	1	1	0	0	3	Tampa Bay Rays @ Oakland Athletics Oakland Coliseum, Oakland, CA Sat May 08 2010, 1:08 PM - 3:38 PM PDT Att: 15,493 - Cloudy - 61 F			
13 Carl Crawford, L OBP: 0.380, SLG: 0.526										4	0	0	0	0	2	5				
18 Ben Zobrist, S OBP: 0.339, SLG: 0.363										4	0	1	0	0	1	0				
3 Evan Longoria, R OBP: 0.405, SLG: 0.596										4	0	0	0	0	1	1				
23 Carlos Pena, L OBP: 0.310, SLG: 0.368										4	0	0	0	0	2	0				
2 B.J. Upton, R OBP: 0.314, SLG: 0.407										4	1	1	0	0	2	0				
5 Pat Burrell, R OBP: 0.321, SLG: 0.375										2	0	0	0	1	1	1				
1 Sean Rodriguez, R OBP: 0.264, SLG: 0.313										0	0	0	0	0	0	0				
16 Willy Aybar, S OBP: 0.310, SLG: 0.488										1	0	0	0	0	0	0				
28 John Jaso, L OBP: 0.479, SLG: 0.486										3	1	1	1	1	0	1				
15 Reid Brignac, L OBP: 0.339, SLG: 0.466										2	0	1	0	1	1	1				
Inning Stats	R: 0 H: 1 K: 0 S: 10	H: 1 LOB: 1 BB: 0 P: 17	R: 2 H: 3 K: 1 S: 11	H: 3 LOB: 2 BB: 1 P: 20	R: 0 H: 0 K: 1 S: 7	H: 0 LOB: 0 BB: 0 P: 12	R: 0 H: 0 K: 3 S: 10	H: 0 LOB: 1 BB: 1 P: 18	R: 0 H: 0 K: 2 S: 10	H: 0 LOB: 0 BB: 0 P: 13	R: 0 H: 1 K: 1 S: 13	H: 1 LOB: 3 BB: 1 P: 21	R: 0 H: 0 K: 1 S: 6	H: 0 LOB: 0 BB: 0 P: 11	R: 0 H: 0 K: 0 S: 7	H: 0 LOB: 0 BB: 0 P: 9	1B: 3 2B: 2 3B: 0 HR: 0	SF: 0 SAC: 0 DP: 0 HBP: 0	WP: 1 PB: 0 SB: 1 CS: 0	PA: 35
PITCHER	IP WLS BF H R ER SO BB IBB HBP BLK WP HR S P ERA WHIP	IP WLS BF H R ER SO BB IBB HBP BLK WP HR S P ERA WHIP	IP WLS BF H R ER SO BB IBB HBP BLK WP HR S P ERA WHIP	IP WLS BF H R ER SO BB IBB HBP BLK WP HR S P ERA WHIP	IP WLS BF H R ER SO BB IBB HBP BLK WP HR S P ERA WHIP	IP WLS BF H R ER SO BB IBB HBP BLK WP HR S P ERA WHIP	IP WLS BF H R ER SO BB IBB HBP BLK WP HR S P ERA WHIP	IP WLS BF H R ER SO BB IBB HBP BLK WP HR S P ERA WHIP	IP WLS BF H R ER SO BB IBB HBP BLK WP HR S P ERA WHIP	IP WLS BF H R ER SO BB IBB HBP BLK WP HR S P ERA WHIP	IP WLS BF H R ER SO BB IBB HBP BLK WP HR S P ERA WHIP	IP WLS BF H R ER SO BB IBB HBP BLK WP HR S P ERA WHIP	IP WLS BF H R ER SO BB IBB HBP BLK WP HR S P ERA WHIP	IP WLS BF H R ER SO BB IBB HBP BLK WP HR S P ERA WHIP	IP WLS BF H R ER SO BB IBB HBP BLK WP HR S P ERA WHIP	IP WLS BF H R ER SO BB IBB HBP BLK WP HR S P ERA WHIP	IP WLS BF H R ER SO BB IBB HBP BLK WP HR S P ERA WHIP			

AB	32
R	2
H	5
RBI	2
BB	3
SO	10
LOB	12



Batter	1	2	3	4	5	6	7	8	9	AB	R	H	RBI	BB	SO	LOB	BOTTOM			
2 Cliff Pennington, S OBP: 0.364, SLG: 0.427										2	1	1	0	1	0	0	Tampa Bay Rays @ Oakland Athletics Oakland Coliseum, Oakland, CA Sat May 08 2010, 1:08 PM - 3:38 PM PDT Att: 15,493 - Cloudy - 61 F			
10 Danic Barton, L OBP: 0.411, SLG: 0.408										3	0	1	2	0	1	1				
Ryan Sweeney, L OBP: 0.350, SLG: 0.396										4	1	2	1	0	0	3				
5 Kevin Kouzmanoff, R OBP: 0.304, SLG: 0.362										4	0	1	0	0	1	2				
3 Eric Chavez, L OBP: 0.284, SLG: 0.318										3	0	2	1	0	0	1				
11 Rajai Davis, R OBP: 0.283, SLG: 0.292										0	0	0	0	0	0	0				
7 Adam Rosales, R OBP: 0.315, SLG: 0.376										4	0	0	0	0	0	3				
18 Gabe Gross, L OBP: 0.255, SLG: 0.271											4	1	1	0	0	2				
35 Landon Powell, S OBP: 0.273, SLG: 0.059										2	0	0	0	1	1	0				
1 Eric Patterson, L OBP: 0.254, SLG: 0.429										3	1	1	0	0	1	2				
Inning Stats	R: 2 H: 3 K: 1 S: 23	H: 3 LOB: 1 BB: 0 P: 32	R: 1 H: 1 K: 0 S: 14	H: 1 LOB: 2 BB: 2 P: 27	R: 0 H: 1 K: 1 S: 6	H: 1 LOB: 1 BB: 0 P: 9	R: 0 H: 0 K: 0 S: 8	H: 0 LOB: 0 BB: 0 P: 17	R: 0 H: 1 K: 0 S: 8	H: 0 LOB: 0 BB: 0 P: 14	R: 0 H: 0 K: 1 S: 7	H: 0 LOB: 0 BB: 0 P: 8	R: 1 H: 2 K: 0 S: 13	H: 2 LOB: 1 BB: 0 P: 22	R: 0 H: 1 K: 0 S: 5	H: 1 LOB: 1 BB: 0 P: 7	1B: 6 2B: 3 3B: 1 HR: 0	SF: 2 SAC: 1 DP: 1 HBP: 0	WP: 0 PB: 0 SB: 0 CS: 0	PA: 34
PITCHER	IP WLS BF H R ER SO BB IBB HBP BLK WP HR S P ERA WHIP	IP WLS BF H R ER SO BB IBB HBP BLK WP HR S P ERA WHIP	IP WLS BF H R ER SO BB IBB HBP BLK WP HR S P ERA WHIP	IP WLS BF H R ER SO BB IBB HBP BLK WP HR S P ERA WHIP	IP WLS BF H R ER SO BB IBB HBP BLK WP HR S P ERA WHIP	IP WLS BF H R ER SO BB IBB HBP BLK WP HR S P ERA WHIP	IP WLS BF H R ER SO BB IBB HBP BLK WP HR S P ERA WHIP	IP WLS BF H R ER SO BB IBB HBP BLK WP HR S P ERA WHIP	IP WLS BF H R ER SO BB IBB HBP BLK WP HR S P ERA WHIP	IP WLS BF H R ER SO BB IBB HBP BLK WP HR S P ERA WHIP	IP WLS BF H R ER SO BB IBB HBP BLK WP HR S P ERA WHIP	IP WLS BF H R ER SO BB IBB HBP BLK WP HR S P ERA WHIP	IP WLS BF H R ER SO BB IBB HBP BLK WP HR S P ERA WHIP	IP WLS BF H R ER SO BB IBB HBP BLK WP HR S P ERA WHIP	IP WLS BF H R ER SO BB IBB HBP BLK WP HR S P ERA WHIP	IP WLS BF H R ER SO BB IBB HBP BLK WP HR S P ERA WHIP	IP WLS BF H R ER SO BB IBB HBP BLK WP HR S P ERA WHIP			



Batter	1	2	3	4	5	6	7	8	9	AB	R	H	RBI	BB	SO	LOB	TOP			
8 Jason Bartlett, R OBP: 0.316, SLG: 0.347	L5			G5-3			L7			3	0	0	0	0	0	0	Tampa Bay Rays @ Oakland Athletics Oakland Coliseum, Oakland, CA Sun May 09 2010, 1:09 PM - 3:16 PM PDT Att: 12,228 - Cloudy - 59 F			
13 Carl Crawford, L OBP: 0.371, SLG: 0.513	G3			K			G4-3			3	0	0	0	0	1	0				
18 Ben Zobrist, S OBP: 0.331, SLG: 0.353	F8			G6-3			F9			3	0	0	0	0	0	0				
3 Evan Longoria, R OBP: 0.396, SLG: 0.581	F8			K			F8			3	0	0	0	0	1	0				
23 Carlos Pena, L OBP: 0.302, SLG: 0.358	G3			F7			P5			3	0	0	0	0	0	0				
2 B.J. Upton, R OBP: 0.396, SLG: 0.396	K			G5-3			K			3	0	0	0	0	2	0				
16 Willy Aybar, S OBP: 0.289, SLG: 0.455	K			K			L3			3	0	0	0	0	2	0				
30 Dioner Navarro, S OBP: 0.250, SLG: 0.200	L8			P5			L7			3	0	0	0	0	0	0				
19 Gabe Kapler, R OBP: 0.304, SLG: 0.317	F7			P5			G6-3			3	0	0	0	0	0	0				
Inning Stats	R: 0 E: 0 K: 0 S: 8	H: 0 LOB: 0 BB: 0 P: 9	R: 0 E: 0 K: 1 S: 8	H: 0 LOB: 0 BB: 0 P: 13	R: 0 E: 0 K: 1 S: 9	H: 0 LOB: 0 BB: 0 P: 12	R: 0 E: 0 K: 1 S: 11	H: 0 LOB: 0 BB: 0 P: 17	R: 0 E: 0 K: 1 S: 15	H: 0 LOB: 0 BB: 0 P: 20	R: 0 E: 0 K: 0 S: 4	H: 0 LOB: 0 BB: 0 P: 7	R: 0 E: 0 K: 1 S: 7	H: 0 LOB: 0 BB: 0 P: 9	R: 0 E: 0 K: 0 S: 7	H: 0 LOB: 0 BB: 0 P: 12	1B: 0 2B: 0 3B: 0 HR: 0	SF: 0 SAC: 0 DP: 0 HBP: 0	WP: 0 PB: 0 SB: 0 CS: 0	PA: 27
PITCHER 51 Dallas Braden, L ERA: 3.33	IP: 9.0 WLS: W BF: 27 H: 0 R: 0 ER: 0 SO: 6 BB: 0 IBB: 0 HBP: 0 BLK: 0 WP: 0 HR: 0 S: 77 P: 109 ERA: 0.00 WHIP: 0.000																			

Batter	1	2	3	4	5	6	7	8	9	AB	R	H	RBI	BB	SO	LOB	BOTTOM			
2 Cliff Pennington, S OBP: 0.358, SLG: 0.417	L9		F7	10B 10E		F7		F8		5	1	1	0	0	0	1	Tampa Bay Rays @ Oakland Athletics Oakland Coliseum, Oakland, CA Sun May 09 2010, 1:09 PM - 3:16 PM PDT Att: 12,228 - Cloudy - 59 F			
10 Daric Barton, L OBP: 0.418, SLG: 0.417	L9		1B	E2 1B		1B		F9		5	2	3	0	0	0	1				
Ryan Sweeney, L OBP: 0.354, SLG: 0.400	K		1B	1B		1B		G6-3		4	0	2	1	0	1	1				
5 Kevin Kouzmanoff, R OBP: 0.310, SLG: 0.367	35B 1B		1B	7B BB		K		K		4	1	2	1	0	2	1				
3 Eric Chavez, L OBP: 0.293, SLG: 0.318	35B 1B		K			F7		BB		3	0	1	0	1	1	2				
7 Adam Rosales, R OBP: 0.323, SLG: 0.386	P3		1B	BB		G4-3 2B		K		3	0	1	0	1	1	3				
1 Eric Patterson, L OBP: 0.238, SLG: 0.400	K		F8			G4-3		K		4	0	0	0	0	2	7				
35 Landon Powell, S OBP: 0.308, SLG: 0.190	1B		G3			K		11G4-3 2B		4	0	2	1	0	1	1				
11 Rajai Davis, R OBP: 0.274, SLG: 0.282	G4-3		K2-3			G4-3		G4-3		4	0	0	0	0	1	3				
Inning Stats	R: 0 E: 0 K: 1 S: 7	H: 3 LOB: 2 BB: 0 P: 11	R: 1 E: 0 K: 1 S: 12	H: 3 LOB: 0 BB: 0 P: 17	R: 1 E: 0 K: 1 S: 16	H: 3 LOB: 3 BB: 1 P: 28	R: 2 E: 1 K: 2 S: 13	H: 3 LOB: 1 BB: 0 P: 20	R: 0 E: 0 K: 1 S: 12	H: 1 LOB: 1 BB: 0 P: 18	R: 0 E: 0 K: 0 S: 12	H: 1 LOB: 1 BB: 0 P: 14	R: 0 E: 0 K: 3 S: 12	H: 0 LOB: 1 BB: 1 P: 19	R: 0 E: 0 K: 0 S: 8	H: 1 LOB: 1 BB: 0 P: 13	1B: 10 2B: 2 3B: 0 HR: 0	SF: 0 SAC: 0 DP: 0 HBP: 0	WP: 0 PB: 0 SB: 0 CS: 0	PA: 38
PITCHER 33 James Shields, R ERA: 3.13 35 Dan Wheeler, R ERA: 1.86 21 Andy Sonnanstine, R ERA: 2.51	IP: 6.0 WLS: L BF: 30 H: 11 R: 4 ER: 2 SO: 6 BB: 1 IBB: 0 HBP: 0 BLK: 0 WP: 0 HR: 0 S: 108 P: 108 ERA: 3.00 WHIP: 2.000																			



Batter	1	2	3	4	5	6	7	8	9	10	11	AB	R	H	RBI	BB	SO	LOB	TOP							
8 Jason Bartlett, R OBP: 0.317, SLG: 0.341												5	1	1	0	1	3	2								
13 Carl Crawford, L OBP: 0.362, SLG: 0.496												6	0	1	0	0	2	2								
18 Ben Zobrist, S OBP: 0.346, SLG: 0.586												4	1	2	0	2	1	1								
3 Evan Longoria, R OBP: 0.393, SLG: 0.585												6	1	2	2	0	2	4								
23 Carlos Pena, L OBP: 0.306, SLG: 0.348												3	0	0	0	1	2	0								
28 John Jaso, L OBP: 0.462, SLG: 0.500												5	0	3	1	0	0	2								
5 Pat Burrell, R OBP: 0.315, SLG: 0.364												5	0	1	0	0	1	4								
15 Reid Brignac, L OBP: 0.323, SLG: 0.443												3	0	0	0	0	0	3								
19 Gabe Kapler, R OBP: 0.313, SLG: 0.326												2	0	1	0	0	1	0								
1 Sean Rodriguez, R OBP: 0.292, SLG: 0.511												2	0	0	0	0	0	0								
16 Willy Aybar, S OBP: 0.292, SLG: 0.511												3	1	1	1	0	0	3								
Inning Stats	R: 0 E: 0 K: 2 S: 10	H: 1 LOB: 1 BB: 0 P: 15	R: 0 E: 0 K: 1 S: 13	H: 1 LOB: 1 BB: 0 P: 18	R: 0 E: 0 K: 1 S: 12	H: 1 LOB: 2 BB: 1 P: 22	R: 0 E: 0 K: 1 S: 11	H: 1 LOB: 2 BB: 0 P: 17	R: 0 E: 0 K: 1 S: 9	H: 0 LOB: 0 BB: 0 P: 15	R: 0 E: 0 K: 1 S: 10	H: 0 LOB: 0 BB: 0 P: 13	R: 0 E: 0 K: 1 S: 12	H: 1 LOB: 2 BB: 0 P: 22	R: 0 E: 0 K: 1 S: 20	H: 3 LOB: 2 BB: 1 P: 29	R: 3 E: 0 K: 1 S: 19	H: 3 LOB: 2 BB: 1 P: 30	R: 0 E: 0 K: 1 S: 9	H: 1 LOB: 0 BB: 0 P: 16	R: 0 E: 0 K: 2 S: 12	H: 0 LOB: 1 BB: 1 P: 21	1B: 9 2B: 2 3B: 0 HR: 1	SF: 0 SAC: 0 DP: 1 HBP: 1	WP: 4 PB: 0 SB: 0 CS: 1	PA: 50
PITCHER	35 Joel Pineda, R ERA: 4.5	40 Kevin Jepsen, R ERA: 4.05	56 Fernando Rodney, R ERA: 2.87	40 Brian Fuentes, L ERA: 7.04	52 Jason Bulger, R ERA: 4.5	70 Trevor Bell, R ERA: (11.1)	IP: 6.1 WLS: 1 BF: 26 H: 5 R: 0 ER: 0 SO: 7 BB: 1 IBB: 0 HBP: 0 BLK: 0 WP: 2 HR: 0 S: 72 P: 112 ERA: 0.00 WHIP: 0.947	IP: 0.1 WLS: 0 BF: 1 H: 0 R: 0 ER: 0 SO: 1 BB: 0 IBB: 0 HBP: 0 BLK: 0 WP: 0 HR: 0 S: 5 P: 10 ERA: 0.00 WHIP: 0.000	IP: 1.0 WLS: 0 BF: 4 H: 1 R: 0 ER: 0 SO: 1 BB: 0 IBB: 0 HBP: 0 BLK: 0 WP: 0 HR: 0 S: 20 P: 29 ERA: 9.00 WHIP: 4.000	IP: 0.1 WLS: 0 BF: 1 H: 1 R: 1 ER: 1 SO: 0 BB: 0 IBB: 0 HBP: 0 BLK: 0 WP: 0 HR: 0 S: 19 P: 30 ERA: 27.00 WHIP: 4.000	IP: 1.0 WLS: 0 BF: 4 H: 1 R: 0 ER: 0 SO: 1 BB: 0 IBB: 0 HBP: 0 BLK: 0 WP: 0 HR: 0 S: 18 P: 32 ERA: 0.00 WHIP: 1.200	IP: 11.1 WLS: 0 BF: 44 H: 11 R: 1 ER: 1 SO: 11 BB: 1 IBB: 0 HBP: 0 BLK: 0 WP: 0 HR: 0 S: 72 P: 112 ERA: 11.10 WHIP: 1.111														

Tampa Bay Rays @ Los Angeles Angels
Angel Stadium of Anaheim, Anaheim, CA
Mon May 10 2010, 7:10 PM - 11:13 PM PDT
Att: 36,798 - Clear - 64 F

AB	44
R	4
H	12
RBI	4
BB	4
SO	12
LOB	21



Batter	1	2	3	4	5	6	7	8	9	10	11	AB	R	H	RBI	BB	SO	LOB	BOTTOM			
2 Erick Aybar, S OBP: 0.331, SLG: 0.325												5	1	1	0	0	1	2				
53 Bobby Abreu, L OBP: 0.333, SLG: 0.436												5	0	1	0	0	1	1				
48 Torii Hunter, R OBP: 0.346, SLG: 0.474												4	1	1	2	0	1	0				
8 Kendrys Morales, S OBP: 0.341, SLG: 0.480												5	1	2	0	0	1	1				
55 Hideki Matsui, L OBP: 0.311, SLG: 0.383												2	0	0	0	1	0	1				
77 Reggie Willits, S OBP: 0.320, SLG: 0.200												0	0	0	0	0	0	0				
20 Juan Rivera, R OBP: 0.283, SLG: 0.400												4	0	0	1	0	2	3				
47 Howie Kendrick, R OBP: 0.304, SLG: 0.381												4	1	2	0	0	1	0				
44 Mike Napoli, R OBP: 0.321, SLG: 0.394												3	1	1	2	0	2	0				
3 Brandon Wood, R OBP: 0.182, SLG: 0.237												4	0	0	0	0	1	2				
Inning Stats	R: 1 E: 0 K: 1 S: 13	H: 2 LOB: 1 BB: 0 P: 18	R: 0 E: 0 K: 1 S: 9	H: 1 LOB: 2 BB: 0 P: 13	R: 1 E: 1 K: 1 S: 11	H: 2 LOB: 2 BB: 0 P: 18	R: 1 E: 1 K: 1 S: 13	H: 2 LOB: 1 BB: 0 P: 22	R: 0 E: 0 K: 1 S: 8	H: 0 LOB: 0 BB: 0 P: 13	R: 0 E: 0 K: 1 S: 11	H: 0 LOB: 1 BB: 1 P: 20	R: 0 E: 0 K: 1 S: 12	H: 0 LOB: 0 BB: 0 P: 17	R: 0 E: 0 K: 1 S: 9	H: 0 LOB: 0 BB: 0 P: 15	R: 1 E: 0 K: 0 S: 7	H: 1 LOB: 0 BB: 0 P: 10	1B: 5 2B: 3 3B: 0 HR: 2	SF: 2 SAC: 1 DP: 2 HBP: 1	WP: 1 PB: 0 SB: 0 CS: 2	PA: 42
PITCHER	22 Matt Garza, R ERA: 2.49	35 Dan Wheeler, R ERA: 1.64	36 Randy Choate, L ERA: 7.27	50 Grant Balfour, R ERA: 2.46								IP: 7.2 WLS: 1.1 BF: 32 H: 7 R: 4 ER: 4 SO: 7 BB: 1 IBB: 0 HBP: 0 BLK: 0 WP: 0 HR: 2 S: 74 P: 117 ERA: 4.70 WHIP: 1.043	IP: 0.1 WLS: 0 BF: 1 H: 0 R: 0 ER: 0 SO: 1 BB: 0 IBB: 0 HBP: 0 BLK: 0 WP: 0 HR: 0 S: 5 P: 10 ERA: 0.00 WHIP: 0.000	IP: 1.0 WLS: 0 BF: 4 H: 1 R: 0 ER: 0 SO: 1 BB: 0 IBB: 0 HBP: 0 BLK: 0 WP: 0 HR: 0 S: 20 P: 29 ERA: 9.00 WHIP: 4.000	IP: 0.1 WLS: 0 BF: 1 H: 1 R: 1 ER: 1 SO: 0 BB: 0 IBB: 0 HBP: 0 BLK: 0 WP: 0 HR: 0 S: 19 P: 30 ERA: 27.00 WHIP: 4.000	IP: 1.0 WLS: 0 BF: 4 H: 1 R: 0 ER: 0 SO: 1 BB: 0 IBB: 0 HBP: 0 BLK: 0 WP: 0 HR: 0 S: 18 P: 32 ERA: 0.00 WHIP: 1.200	IP: 11.1 WLS: 1.1 BF: 44 H: 11 R: 1 ER: 1 SO: 11 BB: 1 IBB: 0 HBP: 0 BLK: 0 WP: 0 HR: 0 S: 72 P: 112 ERA: 11.10 WHIP: 1.111					

Tampa Bay Rays @ Los Angeles Angels
Angel Stadium of Anaheim, Anaheim, CA
Mon May 10 2010, 7:10 PM - 11:13 PM PDT
Att: 36,798 - Clear - 64 F

AB	36
R	5
H	8
RBI	5
BB	1
SO	10
LOB	10



Batter	1	2	3	4	5	6	7	8	9	AB	R	H	RBI	BB	SO	LOB	TOP						
51 Ichiro Suzuki, L OBP: 0.401, SLG: 0.452										5	1	3	0	0	0	1							
9 Chone Figgins, S OBP: 0.316, SLG: 0.242										5	0	1	0	0	1	2							
21 Franklin Gutierrez, R OBP: 0.389, SLG: 0.476										4	1	1	2	1	2	3							
5 Mike Sweeney, R OBP: 0.304, SLG: 0.390										4	1	2	1	0	0	1							
4 Jose Lopez, R OBP: 0.248, SLG: 0.282										3	0	1	0	1	1	1							
13 Casey Kotchman, L OBP: 0.273, SLG: 0.354										3	0	0	0	1	0	3							
16 Josh Wilson, R OBP: 0.353, SLG: 0.393										4	0	0	0	0	0	3							
10 Adam Moore, R OBP: 0.214, SLG: 0.296										4	1	2	1	0	0	1							
55 Michael Saunders, L OBP: 0.348, SLG: 0.682										4	0	0	0	0	2	1							
Inning Stats	R: 2 H: 3 E: 0 K: 0 S: 15	H: 3 LOB: 1 BB: 1 P: 23	R: 0 H: 1 E: 0 K: 1 S: 16	H: 1 LOB: 1 BB: 0 P: 22	R: 0 H: 0 E: 0 K: 0 S: 9	H: 0 LOB: 0 BB: 0 P: 13	R: 0 H: 0 E: 0 K: 0 S: 10	H: 0 LOB: 0 BB: 0 P: 15	R: 1 H: 1 E: 0 K: 0 S: 8	H: 1 LOB: 0 BB: 0 P: 11	R: 0 H: 0 E: 0 K: 1 S: 12	H: 0 LOB: 2 BB: 2 P: 27	R: 0 H: 2 E: 0 K: 2 S: 16	H: 2 LOB: 2 BB: 0 P: 20	R: 1 H: 2 E: 0 K: 0 S: 11	H: 2 LOB: 1 BB: 0 P: 16	R: 0 H: 1 E: 0 K: 2 S: 9	H: 1 LOB: 1 BB: 0 P: 14	1B: 4 2B: 3 3B: 0 HR: 3	SF: 0 SAC: 0 DP: 1 HBP: 0	WP: 2 PB: 0 SB: 1 CS: 0	PA: 39	AB 36 R 4 H 10 RBI 4 BB 3 SO 6 LOB 16
PITCHER	IP WLS BF H R ER SO BB IBB HBP BLK WP HR S P ERA WHIP																						
40 Wade Davis, R ERA: 3.38	6.0 L 25 5 3 3 2 2 1 0 0 0 1 2 70 111 4.50 1.167																						
31 Lance Cormier, R ERA: 4.05	0.2 4 2 0 0 1 0 0 0 0 0 0 1 8 13 0.00 3.000																						
35 Dan Wheeler, R ERA: 2.31	0.1 3 2 1 1 1 0 0 0 0 0 0 1 8 16 27.00 6.000																						
53 Joaquin Benoit, R ERA: 2.31	1.0 3 0 0 0 0 0 0 0 0 0 0 6 8 0.00 0.000																						
36 Randy Choate, L ERA: 6.52	0.2 3 1 0 0 1 0 0 0 0 0 1 0 6 9 0.00 1.500																						

Seattle Mariners @ Tampa Bay Rays
Tropicana Field, St. Petersburg, FL
Fri May 14 2010, 7:11 PM - 10:09 PM EDT
Att: 27,856 - Dome - 72 F



Batter	1	2	3	4	5	6	7	8	9	AB	R	H	RBI	BB	SO	LOB	BOTTOM						
8 Jason Bartlett, R OBP: 0.327, SLG: 0.343										4	0	1	0	0	0	1							
13 Carl Crawford, L OBP: 0.375, SLG: 0.493										3	1	1	0	1	1	0							
18 Ben Zobrist, S OBP: 0.351, SLG: 0.374										4	0	2	0	0	0	4							
3 Evan Longoria, R OBP: 0.392, SLG: 0.615										3	1	1	2	1	2	1							
23 Carlos Pena, L OBP: 0.303, SLG: 0.345										4	0	0	0	0	2	2							
2 B.J. Upton, R OBP: 0.292, SLG: 0.366										4	0	0	0	0	2	2							
5 Pat Burrell, R OBP: 0.292, SLG: 0.333										4	0	0	0	0	0	0							
28 John Jaso, L OBP: 0.443, SLG: 0.438										4	0	0	0	0	1	0							
15 Reid Brignac, L OBP: 0.325, SLG: 0.433										2	1	1	0	2	1	0							
Inning Stats	R: 0 H: 1 E: 0 K: 1 S: 16	H: 0 LOB: 0 BB: 0 P: 21	R: 0 H: 0 E: 0 K: 0 S: 10	H: 0 LOB: 0 BB: 0 P: 15	R: 1 H: 1 E: 0 K: 1 S: 11	H: 1 LOB: 0 BB: 0 P: 18	R: 0 H: 1 E: 0 K: 0 S: 7	H: 1 LOB: 1 BB: 1 P: 13	R: 0 H: 1 E: 0 K: 0 S: 12	H: 1 LOB: 3 BB: 2 P: 26	R: 0 H: 0 E: 0 K: 3 S: 12	H: 0 LOB: 0 BB: 0 P: 17	R: 0 H: 0 E: 0 K: 0 S: 6	H: 0 LOB: 1 BB: 1 P: 10	R: 2 H: 2 E: 0 K: 2 S: 14	H: 2 LOB: 0 BB: 0 P: 17	R: 0 H: 0 E: 0 K: 2 S: 9	H: 0 LOB: 0 BB: 0 P: 12	1B: 4 2B: 1 3B: 0 HR: 1	SF: 0 SAC: 0 DP: 1 HBP: 0	WP: 0 PB: 0 SB: 0 CS: 0	PA: 36	AB 32 R 3 H 6 RBI 2 BB 4 SO 9 LOB 10
PITCHER	IP WLS BF H R ER SO BB IBB HBP BLK WP HR S P ERA WHIP																						
58 Doug Fister, R ERA: 1.72	5.0 W 21 4 1 1 1 3 1 0 0 0 0 0 18 27 0.00 0.500																						
54 Kanekoa Teixeira, R ERA: 3.07	2.0 H 7 0 0 0 3 1 0 0 0 0 0 1 14 17 18.00 2.000																						
23 Shawn Kelley, R ERA: 3.27	1.0 H 5 2 2 2 2 0 0 0 0 0 0 1 14 17 18.00 2.000																						
53 David Aardsma, R ERA: 3.46	1.0 S 3 0 0 0 2 0 0 0 0 0 0 0 9 12 0.00 0.000																						

Seattle Mariners @ Tampa Bay Rays
Tropicana Field, St. Petersburg, FL
Fri May 14 2010, 7:11 PM - 10:09 PM EDT
Att: 27,856 - Dome - 72 F



Batter	1	2	3	4	5	6	7	8	9	AB	R	H	RBI	BB	SO	LOB	TOP										
51 Ichiro Suzuki, L (1, 9) OBP: 0.394, SLG: 0.442	G4-3		FC4-6 9 WP 1-2		F7		K			4	0	0	0	0	1	4	Seattle Mariners @ Tampa Bay Rays Tropicana Field, St. Petersburg, FL Sun May 16 20:10, 1:42 PM - 4:22 PM EDT Att: 23,005 - Dome - 72 F livebaseballscorecards.com										
9 Chone Figgins, S (1, 4) OBP: 0.306, SLG: 0.242	F8		G1-3		G6-4-3 1-2				G1-3	4	0	0	0	0	0	3											
21 Franklin Gutierrez, R (1, 8) OBP: 0.389, SLG: 0.462					F9				P3	3	0	1	0	1	0	0											
4 Jose Lopez, R (1, 5) OBP: 0.242, SLG: 0.273	F7				L7				K	4	0	1	0	0	1	2											
24 Ken Griffey Jr., L (1, 10) OBP: 0.258, SLG: 0.214	F7				K				F8	4	0	0	0	0	1	2											
13 Casey Kotchman, L (1, 3) OBP: 0.280, SLG: 0.353	G4-3				F8					3	0	1	0	0	0	1											
12 Ryan Langerhans, L (9, PR) OBP: 0.467, SLG: 0.429										0	0	0	0	0	0	0											
16 Josh Wilson, R (1, 6) OBP: 0.317, SLG: 0.343	P2								P3	4	1	1	0	0	0	1											
26 Josh Bard, S (1, 2) OBP: 0.500, SLG: 0.333									P2	3	0	1	0	1	0	1											
55 Michael Saunders, L (1, 7) OBP: 0.345, SLG: 0.593										2	0	1	1	1	1	1											
Inning Stats	R: 0 E: 0 K: 0 S: 5	H: 0 LOB: 1 BB: 1 P: 12	R: 0 E: 0 K: 0 S: 8	H: 0 LOB: 0 BB: 0 P: 15	R: 0 E: 0 K: 1 S: 10	H: 0 LOB: 1 BB: 1 P: 19	R: 0 E: 0 K: 1 S: 12	H: 1 LOB: 1 BB: 0 P: 21	R: 0 E: 0 K: 0 S: 11	H: 3 LOB: 1 BB: 0 P: 14	R: 0 E: 0 K: 0 S: 10	H: 1 LOB: 2 BB: 0 P: 18	R: 0 E: 0 K: 1 S: 10	H: 0 LOB: 1 BB: 1 P: 18	R: 0 E: 0 K: 1 S: 8	H: 0 LOB: 0 BB: 0 P: 12	R: 0 E: 0 K: 0 S: 8	H: 1 LOB: 1 BB: 0 P: 14	1B: 6 2B: 0 3B: 0 HR: 0	SF: 0 SAC: 0 DP: 1 HBP: 1	WP: 1 PB: 0 SB: 0 CS: 0	PA: 35					
PITCHER	IP	WLS	BF	H	R	ER	SO	BB	IBB	HBP	BLK	WP	HR	S	P	ERA	WHIP										
22 Matt Garza, R (1, 1) ERA: 2.38	6.0		25	5	1	1	2	2	0	1	0	1	0	56	99	1.50	1.167										
31 Lance Cormier, R (7, 1) ERA: 3.95	0.2		3	0	0	0	0	1	0	0	0	0	0	6	13	0.00	1.500										
36 Randy Choate, L (7, 1) ERA: 6.1	0.2		2	0	0	0	1	0	0	0	0	0	0	6	8	0.00	0.000										
35 Dan Wheeler, R (8, 1) ERA: 2.19	0.2	W	2	0	0	0	1	0	0	0	0	0	0	6	9	0.00	0.000										
29 Rafael Soriano, R (9, 1) ERA: 1.69	1.0	S	4	1	0	0	0	0	0	0	0	0	0	8	14	0.00	1.000										

Batter	1	2	3	4	5	6	7	8	9	AB	R	H	RBI	BB	SO	LOB	BOTTOM										
8 Jason Bartlett, R (1, 6) OBP: 0.313, SLG: 0.326	P3		K		F8		G5-3			4	0	0	0	0	1	1	Seattle Mariners @ Tampa Bay Rays Tropicana Field, St. Petersburg, FL Sun May 16 20:10, 1:42 PM - 4:22 PM EDT Att: 23,005 - Dome - 72 F livebaseballscorecards.com										
13 Carl Crawford, L (1, 7) OBP: 0.371, SLG: 0.493	E1 3 BB		CI 19 S		G4-3					3	1	1	0	0	0	0											
19 Gabe Kapler, R (1, 9) OBP: 0.276, SLG: 0.288	K		L6				K		SF7	3	0	0	1	0	2	2											
3 Evan Longoria, R (1, 5) OBP: 0.385, SLG: 0.592			K				F8		G6-3	3	0	0	0	1	1	1											
16 Willy Aybar, S (1, 10) OBP: 0.290, SLG: 0.517	K				G3-1 9 2B		B2		K	4	0	1	0	0	2	2											
9 Hank Blalock, L (1, 3) OBP: 0.303, SLG: 0.344	K				G3-1		K			3	0	0	0	0	2	1											
23 Carlos Pena, L (9, 3) OBP: 0.303, SLG: 0.344							K			0	0	0	0	0	0	0											
2 B.J. Upton, R (1, 8) OBP: 0.301, SLG: 0.388					G5-3					3	1	2	0	0	0	1											
30 Dioner Navarro, S (1, 2) OBP: 0.269, SLG: 0.217					G6-3				P6	3	0	0	0	0	0	3											
1 Sean Rodriguez, R (1, 4) OBP: 0.274, SLG: 0.351					K					3	0	1	1	0	2	1											
Inning Stats	R: 0 E: 1 K: 2 S: 12	H: 0 LOB: 2 BB: 1 P: 18	R: 0 E: 0 K: 2 S: 9	H: 1 LOB: 0 BB: 0 P: 9	R: 0 E: 1 K: 2 S: 11	H: 0 LOB: 1 BB: 0 P: 18	R: 0 E: 0 K: 0 S: 9	H: 1 LOB: 0 BB: 0 P: 11	R: 0 E: 0 K: 1 S: 11	H: 0 LOB: 0 BB: 0 P: 17	R: 0 E: 0 K: 1 S: 8	H: 0 LOB: 0 BB: 0 P: 13	R: 1 E: 0 K: 1 S: 10	H: 2 LOB: 1 BB: 0 P: 12	R: 1 E: 0 K: 1 S: 9	H: 1 LOB: 0 BB: 0 P: 11	1B: 0 2B: 4 3B: 1 HR: 0	SF: 1 SAC: 0 DP: 0 HBP: 0	WP: 0 PB: 0 SB: 1 CS: 0	PA: 32							
PITCHER	IP	WLS	BF	H	R	ER	SO	BB	IBB	HBP	BLK	WP	HR	S	P	ERA	WHIP										
36 Cliff Lee, L (1, 1) ERA: 2.08	8.0	L	32	5	2	2	10	1	0	0	0	0	0	79	109	2.25	0.750										

Seattle Mariners @ Tampa Bay Rays
 Tropicana Field, St. Petersburg, FL
 Sun May 16 20:10, 1:42 PM - 4:22 PM EDT
 Att: 23,005 - Dome - 72 F



Seattle Mariners @ Tampa Bay Rays
 Tropicana Field, St. Petersburg, FL
 Sun May 16 20:10, 1:42 PM - 4:22 PM EDT
 Att: 23,005 - Dome - 72 F



Batter	1	2	3	4	5	6	7	8	9	10	11	AB	R	H	RBI	BB	SO	LOB	TOP										
13 Asdrubal Cabrera, S OBP: 0.322, SLG: 0.368 1 Luis Valbuena, L OBP: 0.304, SLG: 0.276	G6-3		FC6-4 BB	1B		K			K		K	1	0	0	0	0	0	0											
12 Mark Grudzielanek, R OBP: 0.358, SLG: 0.507	F8		FC6-4 4B 2B	G5-4-3					F9			5	0	1	0	0	0	3											
17 Shin-Soo Choo, L OBP: 0.401, SLG: 0.431	G3		F7						F8			4	0	0	0	1	1	2											
48 Travis Hafner, L OBP: 0.396, SLG: 0.393	G3-1		G4-6-3									4	0	2	0	1	0	1											
26 Austin Kearns, R OBP: 0.402, SLG: 0.531												4	1	1	0	1	2	3											
33 Russell Branyan, L OBP: 0.297, SLG: 0.483	G4-3		P5									5	0	0	0	0	2	7											
2 Jhonny Peralta, R OBP: 0.333, SLG: 0.393												5	1	3	1	0	2	1											
52 Mike Redmond, R OBP: 0.295, SLG: 0.341												5	1	1	0	0	2	2											
4 Trevor Crowe, S OBP: 0.500, SLG: 0.727	G1-3											5	0	2	1	0	1	2											
Inning Stats	R: 0 E: 0 K: 0 S: 7	H: 0 LOB: 0 BB: 0 P: 9	R: 1 E: 0 K: 0 S: 12	H: 3 LOB: 2 BB: 0 P: 17	R: 0 E: 0 K: 0 S: 12	H: 1 LOB: 3 BB: 2 P: 24	R: 1 E: 0 K: 0 S: 12	H: 3 LOB: 1 BB: 0 P: 15	R: 0 E: 0 K: 1 S: 7	H: 0 LOB: 0 BB: 1 P: 13	R: 1 E: 0 K: 2 S: 11	H: 2 LOB: 1 BB: 0 P: 14	R: 0 E: 0 K: 3 S: 13	H: 1 LOB: 2 BB: 1 P: 18	R: 0 E: 0 K: 3 S: 10	H: 0 LOB: 0 BB: 0 P: 12	R: 0 E: 0 K: 1 S: 8	H: 0 LOB: 0 BB: 0 P: 11	R: 0 E: 0 K: 1 S: 10	H: 1 LOB: 1 BB: 0 P: 15	R: 0 E: 0 K: 2 S: 13	H: 0 LOB: 0 BB: 0 P: 15	1B: 8 2B: 2 3B: 1 HR: 0	SF: 0 SAC: 0 DP: 2 HBP: 0	WP: 0 PB: 2 CS: 0	PA: 46			
PITCHER	34 Jeff Niemann, R ERA: 2.54	IP: 6.0 WLS: 0.1	BF: 29 H: 10 R: 3 ER: 3 SO: 3	BB: 1 IBB: 0 HBP: 0 BLK: 0	WP: 0 HR: 0 S: 63 P: 94	ERA: 4.50 WHIP: 2.167	35 Dan Wheeler, R ERA: 2.13	IP: 0.1 WLS: 1	BF: 1 H: 0 R: 0 ER: 0 SO: 1	BB: 0 IBB: 0 HBP: 0 BLK: 0	WP: 0 HR: 0 S: 5 P: 7	ERA: 0.00 WHIP: 0.000	21 Andy Sonnanstine, R ERA: 2.55	IP: 1.0 WLS: 3	BF: 3 H: 0 R: 0 ER: 0 SO: 2	BB: 0 IBB: 0 HBP: 0 BLK: 0	WP: 0 HR: 0 S: 13 P: 15	ERA: 0.00 WHIP: 0.000											

Cleveland Indians @ Tampa Bay Rays
Tropicana Field, St. Petersburg, FL
Mon May 17 2010, 7:11 PM - 10:53 PM EDT
Att. 18,879 - Dome - 72 F


AB 42
R 3
H 11
RBI 3
BB 4
SO 13
LOB 22



Batter	1	2	3	4	5	6	7	8	9	10	11	AB	R	H	RBI	BB	SO	LOB	BOTTOM									
18 Ben Zobrist, S OBP: 0.338, SLG: 0.360	G3-1											5	1	1	0	0	2	3										
13 Carl Crawford, L OBP: 0.372, SLG: 0.510												5	2	2	1	0	1	0										
3 Evan Longoria, R OBP: 0.380, SLG: 0.578												5	0	1	1	0	2	1										
23 Carlos Pena, L OBP: 0.300, SLG: 0.339	F8		G6-3									5	0	1	0	0	0	2										
9 Hank Blalock, L OBP: 0.250, SLG: 0.250												5	0	2	1	0	1	1										
2 B.J. Upton, R OBP: 0.297, SLG: 0.376	G6-3											4	0	0	0	1	1	3										
28 John Jaso, L OBP: 0.424, SLG: 0.415	G3-1											5	1	1	0	0	2	3										
15 Reid Brignac, L OBP: 0.338, SLG: 0.437	G4-3											3	0	1	0	0	0	1										
19 Gabe Kapler, R OBP: 0.283, SLG: 0.296												2	0	1	0	0	0	0										
1 Sean Rodriguez, R OBP: 0.290, SLG: 0.339												2	0	0	0	0	2	0										
16 Willy Aybar, S OBP: 0.286, SLG: 0.508												1	0	0	0	0	0	1										
8 Jason Bartlett, R OBP: 0.317, SLG: 0.326												0	0	0	1	1	0	0										
Inning Stats	R: 2 E: 0 K: 0 S: 19	H: 4 LOB: 2 BB: 0 P: 30	R: 0 E: 0 K: 1 S: 8	H: 0 LOB: 0 BB: 0 P: 10	R: 0 E: 0 K: 2 S: 9	H: 0 LOB: 1 BB: 0 P: 14	R: 0 E: 0 K: 1 S: 10	H: 0 LOB: 1 BB: 1 P: 19	R: 0 E: 0 K: 2 S: 8	H: 0 LOB: 1 BB: 0 P: 14	R: 0 E: 1 K: 0 S: 7	H: 1 LOB: 2 BB: 0 P: 12	R: 1 E: 0 K: 2 S: 12	H: 2 LOB: 1 BB: 0 P: 15	R: 0 E: 0 K: 2 S: 8	H: 0 LOB: 1 BB: 1 P: 16	R: 0 E: 0 K: 1 S: 7	H: 1 LOB: 1 BB: 0 P: 12	R: 1 E: 0 K: 0 S: 9	H: 2 LOB: 2 BB: 0 P: 14	1B: 8 2B: 1 3B: 1 HR: 0	SF: 0 SAC: 1 DP: 0 HBP: 0	WP: 0 PB: 1 SB: 1 CS: 0	PA: 45				
PITCHER	55 Roberto Hernandez, R ERA: 3.33	IP: 6.2 WLS: 0.1	BF: 27 H: 5 R: 2 ER: 2 SO: 7	BB: 1 IBB: 0 HBP: 0 BLK: 0	WP: 0 HR: 0 S: 66 P: 105	ERA: 2.70 WHIP: 0.900	31 Jamey Wright, R ERA: 5.52	IP: 0.1 WLS: 4	BF: 2 H: 2 R: 1 ER: 1 SO: 0	BB: 0 IBB: 0 HBP: 0 BLK: 0	WP: 0 HR: 0 S: 9 P: 14	ERA: 27.00 WHIP: 6.000																

Cleveland Indians @ Tampa Bay Rays
Tropicana Field, St. Petersburg, FL
Mon May 17 2010, 7:11 PM - 10:53 PM EDT
Att. 18,879 - Dome - 72 F

AB 42
R 4
H 10
RBI 4
BB 2
SO 11
LOB 15



Batter	1	2	3	4	5	6	7	8	9	AB	R	H	RBI	BB	SO	LOB	TOP					
4 Trevor Crowe, S OBP: 0.412, SLG: 0.533 (1, 8)										4	0	0	0	1	0	3	Cleveland Indians @ Tampa Bay Rays Tropicana Field, St. Petersburg, FL Tue May 18 2010, 1:13 PM - 4:29 PM EDT Att: 17,093 - Dome - 72 F					
12 Mark Grudzielanek, R OBP: 0.349, SLG: 0.291 (1, 4)										4	0	0	0	1	0	3						
17 Shin-Soo Choo, L OBP: 0.395, SLG: 0.423 (1, 9)										5	0	1	1	0	1	5						
26 Austin Kearns, R OBP: 0.388, SLG: 0.510 (1, 7)										4	0	0	0	0	2	4						
2 Jhonny Peralta, R OBP: 0.331, SLG: 0.397 (1, 5)										4	1	1	0	0	0	0						
48 Travis Hafner, L OBP: 0.391, SLG: 0.396 (1, 10)										4	0	1	1	0	1	0						
7 Matt LaPorta, R OBP: 0.286, SLG: 0.289 (1, 3)										2	0	1	0	2	1	1						
30 Lou Marson, R OBP: 0.276, SLG: 0.256 (1, 2)										3	0	0	0	0	2	3						
33 Russell Branyan, L OBP: 0.292, SLG: 0.475 (8, PH)										1	0	0	0	0	1	1						
52 Mike Redmond, R OBP: 0.295, SLG: 0.341 (8, 2)										0	0	0	0	0	0	0						
16 Jason Donald, R OBP: 0.750, SLG: 0.667 (1, 6)										3	1	2	0	1	0	0						
Inning Stats	R: 0 E: 0 K: 0 S: 14	H: 1 LOB: 1 BB: 0 P: 18	R: 0 E: 1 K: 2 S: 10	H: 1 LOB: 1 BB: 0 P: 12	R: 0 E: 0 K: 2 S: 12	H: 1 LOB: 2 BB: 1 P: 20	R: 0 E: 0 K: 1 S: 10	H: 0 LOB: 1 BB: 0 P: 17	R: 1 E: 0 K: 0 S: 10	H: 1 LOB: 1 BB: 0 P: 16	R: 0 E: 0 K: 0 S: 9	H: 0 LOB: 1 BB: 1 P: 14	R: 0 E: 0 K: 0 S: 7	H: 0 LOB: 1 BB: 1 P: 15	R: 1 E: 0 K: 3 S: 17	H: 2 LOB: 1 BB: 0 P: 25	R: 0 E: 0 K: 0 S: 11	H: 0 LOB: 1 BB: 1 P: 19	1B: 4 2B: 2 3B: 0 HR: 0	SF: 0 SAC: 0 DP: 0 HBP: 0	WP: 0 PB: 0 SB: 0 CS: 0	PA: 39
PITCHER	IP WLS BF H R ER SO BB IBB HBP BLK WP HR S P ERA WHIP																					
14 David Price, L ERA: 1.81 (1, 1)	6.0 W 26 4 1 0 5 3 0 0 0 0 0 0 65 97 0.00 1.167																					
35 Dan Wheeler, R ERA: 2.03 (7, 1)	0.2 3 0 0 0 0 1 0 0 0 0 0 0 6 14 0.00 1.500																					
36 Randy Choate, L ERA: 5.73 (7, 1)	0.1 1 0 0 0 0 0 0 0 0 0 0 0 1 1 0.00 0.000																					
50 Grant Balfour, R ERA: 2.6 (8, 1)	1.0 5 2 1 1 3 0 0 0 0 0 0 0 17 25 9.00 2.000																					
21 Andy Sonnanstine, R ERA: 4.2 (9, 1)	1.0 4 0 0 0 0 1 0 0 0 0 0 0 11 19 0.00 1.000																					

Batter	1	2	3	4	5	6	7	8	9	AB	R	H	RBI	BB	SO	LOB	BOTTOM			
8 Jason Bartlett, R OBP: 0.319, SLG: 0.329 (1, 6)										5	1	2	1	0	0	3	Cleveland Indians @ Tampa Bay Rays Tropicana Field, St. Petersburg, FL Tue May 18 2010, 1:13 PM - 4:29 PM EDT Att: 17,093 - Dome - 72 F			
18 Ben Zobrist, S OBP: 0.346, SLG: 0.364 (1, 9)										4	2	2	0	1	1	2				
3 Evan Longoria, R OBP: 0.386, SLG: 0.596 (1, 5)										4	0	2	3	1	1	1				
23 Carlos Pena, L OBP: 0.310, SLG: 0.344 (1, 3)										4	0	2	1	1	0	3				
16 Willy Aybar, S OBP: 0.279, SLG: 0.484 (1, 10)										5	0	1	0	0	1	7				
2 B.J. Upton, R OBP: 0.294, SLG: 0.377 (1, 8)										5	1	1	0	0	0	3				
19 Gabe Kapler, R OBP: 0.313, SLG: 0.304 (1, 7)										2	1	1	0	1	0	1				
30 Dioner Navarro, S OBP: 0.272, SLG: 0.222 (1, 2)										3	0	1	0	0	1	2				
1 Sean Rodriguez, R OBP: 0.273, SLG: 0.333 (1, 4)										1	1	0	0	1	0	2				
15 Reid Brignac, L OBP: 0.342, SLG: 0.431 (7, 4)										1	0	0	1	1	0	1				
Inning Stats	R: 0 E: 0 K: 0 S: 12	H: 0 LOB: 0 BB: 0 P: 20	R: 0 E: 0 K: 0 S: 13	H: 1 LOB: 1 BB: 0 P: 20	R: 1 E: 0 K: 2 S: 14	H: 2 LOB: 3 BB: 2 P: 28	R: 0 E: 0 K: 0 S: 6	H: 2 LOB: 1 BB: 0 P: 9	R: 0 E: 0 K: 0 S: 11	H: 1 LOB: 2 BB: 1 P: 19	R: 4 E: 0 K: 0 S: 17	H: 4 LOB: 1 BB: 0 P: 25	R: 0 E: 0 K: 1 S: 10	H: 1 LOB: 3 BB: 2 P: 22	R: 1 E: 0 K: 1 S: 12	H: 1 LOB: 1 BB: 1 P: 20	1B: 9 2B: 2 3B: 1 HR: 0	SF: 0 SAC: 1 DP: 1 HBP: 1	WP: 1 PB: 1 SB: 3 CS: 0	PA: 42
PITCHER	IP WLS BF H R ER SO BB IBB HBP BLK WP HR S P ERA WHIP																			
28 David Huff, L ERA: 5.36 (1, 1)	5.0 L 25 7 3 3 2 3 0 0 0 0 0 0 20 33 10.80 3.000																			
57 Hector Ambriz, R ERA: 4.15 (6, 1)	1.2 10 4 2 2 1 1 0 0 0 0 1 0 20 33 10.80 3.000																			
53 Rafael Perez, L ERA: 6.75 (7, 1)	1.0 6 1 1 1 1 2 0 0 0 0 0 0 14 26 9.00 3.000																			
31 Jamey Wright, R ERA: 5.4 (8, 1)	0.1 1 0 0 0 0 0 0 0 0 0 0 0 1 1 0.00 0.000																			



Batter	1	2	3	4	5	6	7	8	9	AB	R	H	RBI	BB	SO	LOB	TOP								
8 Jason Bartlett, R OBP: 0.327, SLG: 0.353	1-0 HR		0-0 SH5-3	3-2 G5-3		1-0 BB		1-2 13 F8 18 1B	0-1 G6-4-3	4	2	2	2	1	0	2									
13 Carl Crawford, L OBP: 0.373, SLG: 0.510	1-0 G6-3		1-0 HBP	0-0 3 1B		1-1 G5-3		3-2 F8		4	1	1	1	0	0	2									
18 Ben Zobrist, S OBP: 0.359, SLG: 0.370	1-1 1B		4-1 HBP	4-2 3 1B		2-3 BB		2-1 3 1B		3	1	2	1	2	1	0									
3 Evan Longoria, R OBP: 0.392, SLG: 0.600	0-2 F8		1-0 SF9	0-2 23 S		2-2 1B		1-2 2 2B		4	0	3	2	0	0	1									
23 Carlos Pena, L OBP: 0.300, SLG: 0.333	3-1 G4-3		1-2 G3	1-1 G4-3		1-2 BB		0-0 SF8		4	0	0	1	0	1	6									
2 B.J. Upton, R OBP: 0.327, SLG: 0.385	2-2 F9		1-1 28 2B	1-1 9 S		2-2 F8		1-0 BB		5	1	2	0	0	0	1									
9 Hank Blalock, L OBP: 0.273, SLG: 0.273	0-3 K		3-1 28 2B	0-0 F7		0-1 F8		2-3 F9		3	1	1	0	0	1	0									
19 Gabe Kapler, R OBP: 0.303, SLG: 0.293	0-0 F7		1-1 15 E	0-0 1B		0-0 BB		4-2 1 2B		4	2	3	2	1	0	0									
28 John Jaso, L OBP: 0.451, SLG: 0.456	0-0 F7		2-3 18 BB	2-3 8 SH5-3		1-0 G4-3		1-0 8 1B		2	1	0	0	1	1	2									
15 Reid Brignac, L OBP: 0.341, SLG: 0.419			4-1 BB	2-3 K		1-0 G4-3		1-3 K		2	1	1	1	0	1	1									
1 Sean Rodriguez, R OBP: 0.279, SLG: 0.355			18 BB	8 SH5-3		1-0 G4-3		1-3 K		2	1	1	1	0	1	1									
Inning Stats	R: 1 H: 2 E: 0 K: 0 S: 9	H: 2 LOB: 1 BB: 0 P: 15	R: 0 H: 0 E: 0 K: 1 S: 8	H: 0 LOB: 0 BB: 0 P: 10	R: 1 H: 0 E: 0 K: 0 S: 7	H: 0 LOB: 2 BB: 2 P: 18	R: 4 H: 5 E: 1 K: 1 S: 21	H: 5 LOB: 2 BB: 1 P: 36	R: 0 H: 1 E: 0 K: 0 S: 7	H: 1 LOB: 1 BB: 0 P: 10	R: 0 H: 0 E: 0 K: 1 S: 6	H: 0 LOB: 0 BB: 1 P: 13	R: 0 H: 1 E: 0 K: 1 S: 10	H: 1 LOB: 1 BB: 0 P: 16	R: 4 H: 5 E: 0 K: 1 S: 21	H: 5 LOB: 2 BB: 1 P: 38	R: 0 H: 1 E: 0 K: 1 S: 6	H: 1 LOB: 0 BB: 0 P: 8	1B: 10 2B: 4 3B: 0 HR: 1	SF: 2 SAC: 1 DP: 1 HBP: 1	WP: 0 PB: 0 SB: 6 CS: 0	PA: 46			
PITCHER	IP WLS BF H R ER SO BB IBB HBP BLK WP HR S P ERA WHIP	IP WLS BF H R ER SO BB IBB HBP BLK WP HR S P ERA WHIP	IP WLS BF H R ER SO BB IBB HBP BLK WP HR S P ERA WHIP	IP WLS BF H R ER SO BB IBB HBP BLK WP HR S P ERA WHIP	IP WLS BF H R ER SO BB IBB HBP BLK WP HR S P ERA WHIP	IP WLS BF H R ER SO BB IBB HBP BLK WP HR S P ERA WHIP	IP WLS BF H R ER SO BB IBB HBP BLK WP HR S P ERA WHIP	IP WLS BF H R ER SO BB IBB HBP BLK WP HR S P ERA WHIP	IP WLS BF H R ER SO BB IBB HBP BLK WP HR S P ERA WHIP	IP WLS BF H R ER SO BB IBB HBP BLK WP HR S P ERA WHIP	IP WLS BF H R ER SO BB IBB HBP BLK WP HR S P ERA WHIP	IP WLS BF H R ER SO BB IBB HBP BLK WP HR S P ERA WHIP	IP WLS BF H R ER SO BB IBB HBP BLK WP HR S P ERA WHIP	IP WLS BF H R ER SO BB IBB HBP BLK WP HR S P ERA WHIP	IP WLS BF H R ER SO BB IBB HBP BLK WP HR S P ERA WHIP	IP WLS BF H R ER SO BB IBB HBP BLK WP HR S P ERA WHIP	IP WLS BF H R ER SO BB IBB HBP BLK WP HR S P ERA WHIP	IP WLS BF H R ER SO BB IBB HBP BLK WP HR S P ERA WHIP	IP WLS BF H R ER SO BB IBB HBP BLK WP HR S P ERA WHIP	IP WLS BF H R ER SO BB IBB HBP BLK WP HR S P ERA WHIP	IP WLS BF H R ER SO BB IBB HBP BLK WP HR S P ERA WHIP	IP WLS BF H R ER SO BB IBB HBP BLK WP HR S P ERA WHIP	IP WLS BF H R ER SO BB IBB HBP BLK WP HR S P ERA WHIP	IP WLS BF H R ER SO BB IBB HBP BLK WP HR S P ERA WHIP	IP WLS BF H R ER SO BB IBB HBP BLK WP HR S P ERA WHIP

Tampa Bay Rays @ New York Yankees
Yankee Stadium, Bronx, NY
Wed May 19 2010, 7:09 PM - 10:53 PM EDT
Att: 43,283 - Cloudy - 62 F

AB 37
R 10
H 15
RBI 10
BB 5
SO 6
LOB 18



Batter	1	2	3	4	5	6	7	8	9	AB	R	H	RBI	BB	SO	LOB	BOTTOM								
2 Derek Jeter, R OBP: 0.312, SLG: 0.387	2-3 K		1-3 K		1-1 11 G4-3	3-1 G6-3		0-0 G5-3		5	0	1	0	0	2	3									
11 Brett Gardner, L OBP: 0.405, SLG: 0.415	4-2 BB		1-2 1B		1-1 G4-3	1-2 P6		1-1 13 1B		4	1	2	0	1	0	1									
25 Mark Teixeira, S OBP: 0.337, SLG: 0.400	1-3 K		1-3 K		3-2 G6-3	0-0 G6-3		4-0 24 1B		4	1	0	0	1	2	3									
13 Alex Rodriguez, R OBP: 0.379, SLG: 0.503	2-3 K		4-1 24 1B		3-2 HR	0-3 K		2-0 17 BB		4	3	2	1	1	2	0									
24 Robinson Cano, L OBP: 0.393, SLG: 0.596	1-2 F8		2-1 17 BB		1-0 17 G5-4-3	1-0 1B		0-1 17 BB		5	1	4	1	0	0	0									
17 Francisco Cervelli, R OBP: 0.442, SLG: 0.493	0-0 2B		2-0 SF9		1-0 G5-4-3	1-0 G6-3		4-1 19 E		3	0	1	2	1	0	2									
38 Marcus Thames, R OBP: 0.465, SLG: 0.536	4-2 BB		1-2 K		1-2 22 E	1-2 53 BB		2-1 L6		2	0	1	0	1	1	1									
19 Ramiro Pena, S OBP: 0.244, SLG: 0.237	0-0 BB		0-2 L9		2-3 K	2-1 E4		1-2 E8		2	0	1	2	0	0	1									
53 Juan Miranda, L OBP: 0.300, SLG: 0.412	2-2 F7		1-3 K		0-0 F9	1-1 E4		1-2 G4-3		4	0	0	0	1	2	6									
22 Randy Winn, S OBP: 0.274, SLG: 0.273	0-0 K		1-3 K		0-0 F9	2-1 E4		1-2 G4-3		4	0	0	0	0	1	2									
Inning Stats	R: 0 H: 0 E: 0 K: 2 S: 11	H: 0 LOB: 0 BB: 1 P: 18	R: 0 H: 1 E: 0 K: 1 S: 13	H: 1 LOB: 1 BB: 1 P: 22	R: 0 H: 1 E: 0 K: 3 S: 12	H: 1 LOB: 0 BB: 0 P: 16	R: 1 H: 1 E: 0 K: 1 S: 10	H: 1 LOB: 1 BB: 1 P: 20	R: 0 H: 1 E: 0 K: 0 S: 8	H: 3 LOB: 3 BB: 1 P: 35	R: 0 H: 0 E: 0 K: 1 S: 7	H: 0 LOB: 0 BB: 0 P: 8	R: 0 H: 1 E: 0 K: 1 S: 8	H: 1 LOB: 1 BB: 0 P: 14	R: 4 H: 4 E: 1 K: 1 S: 17	H: 4 LOB: 2 BB: 2 P: 32	1B: 9 2B: 2 3B: 0 HR: 1	SF: 1 SAC: 0 DP: 1 HBP: 0	WP: 0 PB: 0 SB: 0 CS: 1	PA: 44					
PITCHER	IP WLS BF H R ER SO BB IBB HBP BLK WP HR S P ERA WHIP	IP WLS BF H R ER SO BB IBB HBP BLK WP HR S P ERA WHIP	IP WLS BF H R ER SO BB IBB HBP BLK WP HR S P ERA WHIP	IP WLS BF H R ER SO BB IBB HBP BLK WP HR S P ERA WHIP	IP WLS BF H R ER SO BB IBB HBP BLK WP HR S P ERA WHIP	IP WLS BF H R ER SO BB IBB HBP BLK WP HR S P ERA WHIP	IP WLS BF H R ER SO BB IBB HBP BLK WP HR S P ERA WHIP	IP WLS BF H R ER SO BB IBB HBP BLK WP HR S P ERA WHIP	IP WLS BF H R ER SO BB IBB HBP BLK WP HR S P ERA WHIP	IP WLS BF H R ER SO BB IBB HBP BLK WP HR S P ERA WHIP	IP WLS BF H R ER SO BB IBB HBP BLK WP HR S P ERA WHIP	IP WLS BF H R ER SO BB IBB HBP BLK WP HR S P ERA WHIP	IP WLS BF H R ER SO BB IBB HBP BLK WP HR S P ERA WHIP	IP WLS BF H R ER SO BB IBB HBP BLK WP HR S P ERA WHIP	IP WLS BF H R ER SO BB IBB HBP BLK WP HR S P ERA WHIP	IP WLS BF H R ER SO BB IBB HBP BLK WP HR S P ERA WHIP	IP WLS BF H R ER SO BB IBB HBP BLK WP HR S P ERA WHIP	IP WLS BF H R ER SO BB IBB HBP BLK WP HR S P ERA WHIP	IP WLS BF H R ER SO BB IBB HBP BLK WP HR S P ERA WHIP	IP WLS BF H R ER SO BB IBB HBP BLK WP HR S P ERA WHIP	IP WLS BF H R ER SO BB IBB HBP BLK WP HR S P ERA WHIP	IP WLS BF H R ER SO BB IBB HBP BLK WP HR S P ERA WHIP	IP WLS BF H R ER SO BB IBB HBP BLK WP HR S P ERA WHIP	IP WLS BF H R ER SO BB IBB HBP BLK WP HR S P ERA WHIP	IP WLS BF H R ER SO BB IBB HBP BLK WP HR S P ERA WHIP

Tampa Bay Rays @ New York Yankees
Yankee Stadium, Bronx, NY
Wed May 19 2010, 7:09 PM - 10:53 PM EDT
Att: 43,283 - Cloudy - 62 F

AB 37
R 6
H 12
RBI 6
BB 6
SO 10
LOB 19



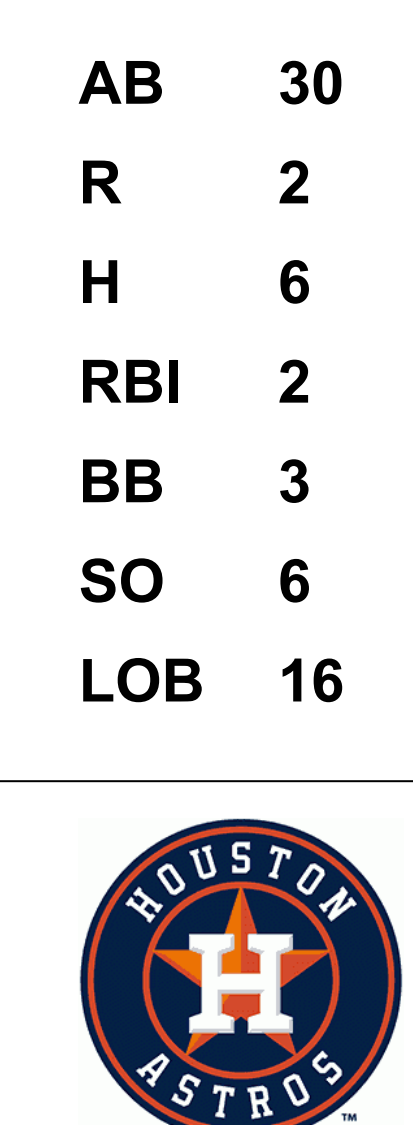
Batter	1	2	3	4	5	6	7	8	9	AB R H RBI BB SO LOB	TOP											
8 Jason Bartlett, R OBP: 0.330, SLG: 0.357										4 2 1 0 1 1 1	Tampa Bay Rays @ New York Yankees Yankee Stadium, Bronx, NY Thu May 20 2010, 7:09 PM - 10:16 PM EDT Att. 45,483 - Clear - 75 F											
13 Carl Crawford, L OBP: 0.376, SLG: 0.510										4 1 2 2 0 1 0												
18 Ben Zobrist, S OBP: 0.363, SLG: 0.396										3 1 2 3 0 0 0												
3 Evan Longoria, R OBP: 0.389, SLG: 0.589										3 0 0 0 1 1 1												
23 Carlos Pena, L OBP: 0.305, SLG: 0.381										4 2 2 2 0 0 1												
2 B.J. Upton, R OBP: 0.296, SLG: 0.401										4 1 1 1 0 2 0												
16 Willy Aybar, S OBP: 0.264, SLG: 0.456										4 0 0 0 0 2 0												
30 Dioner Navarro, S OBP: 0.271, SLG: 0.224										4 0 1 0 0 0 0												
19 Gabe Kapler, R OBP: 0.324, SLG: 0.317										2 1 2 0 0 0 0												
15 Reid Brignac, L OBP: 0.333, SLG: 0.408										2 0 0 0 0 1 1												
Inning Stats	R: 3 E: 0 K: 1 S: 15	H: 3 LOB: 0 BB: 1 P: 28	R: 0 E: 0 K: 0 S: 12	H: 1 LOB: 1 BB: 0 P: 16	R: 0 E: 0 K: 1 S: 8	H: 1 LOB: 0 BB: 0 P: 14	R: 1 E: 0 K: 0 S: 11	H: 1 LOB: 0 BB: 0 P: 17	R: 2 E: 1 K: 1 S: 17	H: 2 LOB: 1 BB: 1 P: 26	R: 1 E: 0 K: 2 S: 11	H: 1 LOB: 0 BB: 0 P: 13	R: 0 E: 0 K: 2 S: 9	H: 0 LOB: 0 BB: 0 P: 12	R: 1 E: 0 K: 0 S: 7	H: 1 LOB: 1 BB: 0 P: 11	R: 0 E: 0 K: 1 S: 11	H: 1 LOB: 1 BB: 0 P: 16	1B: 6 2B: 1 3B: 0 HR: 4	SF: 1 SAC: 0 DP: 1 HBP: 0	WP: 1 PB: 0 SB: 0 CS: 0	PA: 38
PITCHER	IP WLS BF H R ER SO BB IBB HBP BLK WP HR S P ERA WHIP	IP WLS BF H R ER SO BB IBB HBP BLK WP HR S P ERA WHIP											IP WLS BF H R ER SO BB IBB HBP BLK WP HR S P ERA WHIP									
46 Andy Pettitte, L ERA: 2.88	5.0 L 23 9 7 6 3 2 0 0 0 0 1 3 65 103 10.80 2.200																					
30 David Robertson, R ERA: 7.24	2.0 6 0 0 0 4 0 0 0 0 0 0 18 23 0.00 0.000																					
61 Chan Ho Park, R ERA: 7.27	2.0 8 2 1 1 1 0 0 0 0 0 0 1 18 27 4.50 1.000																					

Batter	1	2	3	4	5	6	7	8	9	AB R H RBI BB SO LOB	BOTTOM											
2 Derek Jeter, R OBP: 0.319, SLG: 0.399										5 0 3 2 0 0 1	Tampa Bay Rays @ New York Yankees Yankee Stadium, Bronx, NY Thu May 20 2010, 7:09 PM - 10:16 PM EDT Att. 45,483 - Clear - 75 F											
11 Brett Gardner, L OBP: 0.395, SLG: 0.407										5 0 1 0 0 0 2												
25 Mark Teixeira, S OBP: 0.335, SLG: 0.396										4 0 1 0 0 1 2												
13 Alex Rodriguez, R OBP: 0.371, SLG: 0.490										4 0 0 0 0 3 3												
24 Robinson Cano, L OBP: 0.390, SLG: 0.588										4 1 1 0 0 2 3												
33 Nick Swisher, S OBP: 0.375, SLG: 0.528										4 1 1 0 0 2 1												
53 Juan Miranda, L OBP: 0.376, SLG: 0.700										3 3 2 2 1 0 0												
17 Francisco Cervelli, R OBP: 0.432, SLG: 0.471										3 0 0 0 1 0 2												
22 Randy Winn, S OBP: 0.273, SLG: 0.276										3 1 1 1 0 1 2												
Inning Stats	R: 0 E: 0 K: 1 S: 6	H: 1 LOB: 0 BB: 0 P: 7	R: 2 E: 0 K: 1 S: 12	H: 2 LOB: 0 BB: 0 P: 18	R: 1 E: 1 K: 2 S: 14	H: 3 LOB: 2 BB: 0 P: 19	R: 1 E: 0 K: 1 S: 9	H: 1 LOB: 1 BB: 1 P: 18	R: 0 E: 0 K: 1 S: 8	H: 0 LOB: 0 BB: 0 P: 11		R: 0 E: 0 K: 1 S: 8	H: 0 LOB: 0 BB: 0 P: 13	R: 0 E: 0 K: 0 S: 10	H: 0 LOB: 0 BB: 0 P: 15	R: 0 E: 0 K: 1 S: 10	H: 1 LOB: 1 BB: 0 P: 13	R: 2 E: 0 K: 1 S: 16	H: 2 LOB: 1 BB: 1 P: 24	1B: 7 2B: 1 3B: 1 HR: 1	SF: 1 SAC: 0 DP: 1 HBP: 0	WP: 0 PB: 0 SB: 0 CS: 0
PITCHER	IP WLS BF H R ER SO BB IBB HBP BLK WP HR S P ERA WHIP	IP WLS BF H R ER SO BB IBB HBP BLK WP HR S P ERA WHIP											IP WLS BF H R ER SO BB IBB HBP BLK WP HR S P ERA WHIP									
33 James Shields, R ERA: 3.08	7.1 W 30 8 4 3 7 1 0 0 0 0 0 1 73 108 3.68 1.227																					
35 Dan Wheeler, R ERA: 1.99	0.1 1 0 0 0 1 0 0 0 0 0 0 3 5 0.00 0.000																					
36 Randy Choate, L ERA: 7.15	0.1 3 1 2 2 0 1 0 0 0 0 0 6 11 54.00 6.000																					
29 Rafael Soriano, R ERA: 1.5	1.0 S 4 1 0 0 1 0 0 0 0 0 0 11 14 0.00 1.000																					

Batter	1	2	3	4	5	6	7	8	9	AB	R	H	RBI	BB	SO	LOB	TOP			
8 Jason Bartlett, R (1,6) OBP: 0.331, SLG: 0.354										4	0	1	0	1	1	3	Tampa Bay Rays @ Houston Astros Minute Maid Park, Houston, TX Fri May 21 2010, 7:09 PM - 9:48 PM CDT Att: 27,601 - Roof Closed - 73 F			
13 Carl Crawford, L (1,7) OBP: 0.365, SLG: 0.494										5	1	0	0	0	0	3				
18 Ben Zobrist, S (1,9) OBP: 0.369, SLG: 0.416										5	0	3	0	0	0	1				
3 Evan Longoria, R (1,5) OBP: 0.391, SLG: 0.584										3	0	1	0	1	1	2				
23 Carlos Pena, L (1,3) OBP: 0.304, SLG: 0.373										3	0	0	0	0	2	3				
28 John Jaso, L (1,2) OBP: 0.467, SLG: 0.458										2	0	1	0	2	0	0				
1 Sean Rodriguez, R (1,8) OBP: 0.260, SLG: 0.338										3	0	0	0	0	2	4				
16 Willy Aybar, S (8,PH) OBP: 0.260, SLG: 0.449										1	0	0	0	0	0	2				
2 B.J. Upton, R (8,8) OBP: 0.296, SLG: 0.401										0	0	0	0	0	0	0				
15 Reid Brignac, L (1,4) OBP: 0.352, SLG: 0.450										4	0	3	0	0	1	2				
22 Matt Garza, R (1,1) OBP: 0.250, SLG: 0.250										2	0	0	0	0	2	3				
9 Hank Blalock, L (9,PH) OBP: 0.250, SLG: 0.250										1	0	0	0	0	0	0				
Inning Stats	R: 1 H: 1 E: 1 K: 1 S: 12	H: 1 BB: 1 P: 20	R: 0 H: 1 E: 0 K: 2 S: 17	H: 1 BB: 1 P: 25	R: 0 H: 1 E: 0 K: 2 S: 14	H: 1 BB: 1 P: 26	R: 0 H: 1 E: 0 K: 1 S: 8	H: 1 LOB: 1 BB: 0 P: 10	R: 0 H: 1 E: 0 K: 1 S: 8	H: 1 LOB: 0 BB: 1 P: 13	R: 0 H: 0 E: 0 K: 0 S: 11	H: 0 LOB: 0 BB: 0 P: 17	R: 0 H: 2 E: 0 K: 2 S: 14	H: 2 LOB: 2 BB: 0 P: 22	R: 0 H: 1 E: 0 K: 0 S: 9	H: 1 LOB: 1 BB: 0 P: 13	1B: 5 2B: 4 3B: 0 HR: 0	SF: 0 SAC: 1 DP: 0 HBP: 1	WP: 0 PA: 40 PB: 0 SB: 2 CS: 1	
PITCHER	IP: 7.0 WLS: W BF: 30 ERA: 3.25	WLS: H BF: 5 ERA: 3.93	H: 6 R: 1 ER: 0 SO: 7 BB: 4 IBB: 0 HBP: 1 BLK: 0	H: 1 R: 0 ER: 0 SO: 2 BB: 0 IBB: 0 HBP: 0 BLK: 0	H: 2 R: 0 ER: 0 SO: 7 BB: 0 IBB: 0 HBP: 0 BLK: 0	H: 1 R: 0 ER: 0 SO: 14 BB: 0 IBB: 0 HBP: 0 BLK: 0	H: 1 R: 0 ER: 0 SO: 9 BB: 1 IBB: 0 HBP: 0 BLK: 0	H: 0 R: 0 ER: 0 SO: 22 BB: 0 IBB: 0 HBP: 0 BLK: 0	H: 2 R: 0 ER: 0 SO: 22 BB: 0 IBB: 0 HBP: 0 BLK: 0	H: 1 R: 0 ER: 0 SO: 13 BB: 0 IBB: 0 HBP: 0 BLK: 0	IP: 1.0 WLS: H BF: 5 ERA: 3.93	WLS: S BF: 4 ERA: 1.4	IP: 1.0 WLS: S BF: 4 ERA: 1.4	IP: 1.0 WLS: S BF: 4 ERA: 1.4	IP: 1.0 WLS: S BF: 4 ERA: 1.4	IP: 1.0 WLS: S BF: 4 ERA: 1.4	IP: 1.0 WLS: S BF: 4 ERA: 1.4	IP: 1.0 WLS: S BF: 4 ERA: 1.4	IP: 1.0 WLS: S BF: 4 ERA: 1.4	IP: 1.0 WLS: S BF: 4 ERA: 1.4

Batter	1	2	3	4	5	6	7	8	9	AB	R	H	RBI	BB	SO	LOB	BOTTOM			
21 Michael Bourn, L (1,8) OBP: 0.365, SLG: 0.349										4	0	1	0	0	0	2	Tampa Bay Rays @ Houston Astros Minute Maid Park, Houston, TX Fri May 21 2010, 7:09 PM - 9:48 PM CDT Att: 27,601 - Roof Closed - 73 F			
8 Jeff Keppinger, R (1,4) OBP: 0.333, SLG: 0.375										4	1	2	1	0	1	1				
17 Lance Berkman, S (1,3) OBP: 0.333, SLG: 0.400										3	0	0	0	1	1	3				
45 Carlos Lee, R (1,7) OBP: 0.241, SLG: 0.333										4	0	1	0	0	1	2				
4 Jason Michaels, R (9,7) OBP: 0.206, SLG: 0.394										0	0	0	0	0	0	0				
9 Hunter Pence, R (1,9) OBP: 0.265, SLG: 0.401										4	0	1	1	0	1	1				
77 Pedro Feliz, R (1,5) OBP: 0.235, SLG: 0.281										4	0	0	0	0	0	3				
12 Tommy Manzella, R (1,6) OBP: 0.257, SLG: 0.242										2	0	0	0	1	1	1				
36 Kevin Cash, R (1,2) OBP: 0.100, SLG: 0.150										3	1	1	0	0	0	3				
39 Brett Myers, R (1,1) OBP: 0.105, SLG: 0.056										1	0	0	0	1	1	0				
18 Cory Sullivan, L (7,PH) OBP: 0.244, SLG: 0.256										1	0	0	0	0	0	0				
37 Brandon Lyon, R (8,1) OBP: 0.296, SLG: 0.401										0	0	0	0	0	0	0				
22 Matt Lindstrom, R (9,1) OBP: 0.296, SLG: 0.401										0	0	0	0	0	0	0				
Inning Stats	R: 0 H: 0 E: 0 K: 1 S: 7	H: 0 LOB: 0 BB: 0 P: 9	R: 0 H: 0 E: 0 K: 0 S: 5	H: 0 LOB: 0 BB: 0 P: 8	R: 1 H: 2 E: 0 K: 1 S: 13	H: 2 LOB: 2 BB: 1 P: 23	R: 0 H: 1 E: 0 K: 2 S: 10	H: 1 LOB: 1 BB: 0 P: 11	R: 0 H: 0 E: 0 K: 1 S: 6	H: 0 LOB: 0 BB: 0 P: 7	R: 1 H: 2 E: 0 K: 0 S: 13	H: 2 LOB: 3 BB: 2 P: 25	R: 0 H: 1 E: 0 K: 0 S: 8	H: 1 LOB: 1 BB: 0 P: 8	R: 0 H: 0 E: 0 K: 1 S: 5	H: 0 LOB: 0 BB: 0 P: 9	1B: 4 2B: 2 3B: 0 HR: 0	SF: 0 SAC: 0 DP: 0 HBP: 0	WP: 0 PA: 33 PB: 0 SB: 1 CS: 0	
PITCHER	IP: 8.0 WLS: L BF: 33 ERA: 2.37	WLS: L BF: 33 ERA: 2.37	IP: 6.0 WLS: W BF: 26 ERA: 3.00	IP: 6.0 WLS: W BF: 26 ERA: 3.00	IP: 6.0 WLS: W BF: 26 ERA: 3.00	IP: 6.0 WLS: W BF: 26 ERA: 3.00	IP: 6.0 WLS: W BF: 26 ERA: 3.00	IP: 6.0 WLS: W BF: 26 ERA: 3.00	IP: 6.0 WLS: W BF: 26 ERA: 3.00	IP: 6.0 WLS: W BF: 26 ERA: 3.00	IP: 6.0 WLS: W BF: 26 ERA: 3.00	IP: 6.0 WLS: W BF: 26 ERA: 3.00	IP: 6.0 WLS: W BF: 26 ERA: 3.00	IP: 6.0 WLS: W BF: 26 ERA: 3.00	IP: 6.0 WLS: W BF: 26 ERA: 3.00	IP: 6.0 WLS: W BF: 26 ERA: 3.00	IP: 6.0 WLS: W BF: 26 ERA: 3.00	IP: 6.0 WLS: W BF: 26 ERA: 3.00	IP: 6.0 WLS: W BF: 26 ERA: 3.00	IP: 6.0 WLS: W BF: 26 ERA: 3.00

AB 33
R 1
H 9
RBI 0
BB 4
SO 9
LOB 23



Batter	1	2	3	4	5	6	7	8	9	AB	R	H	RBI	BB	SO	LOB	TOP							
18 Ben Zobrist, S OBP: 0.385, SLG: 0.438										6	2	3	2	0	1	2	Tampa Bay Rays @ Houston Astros Minute Maid Park, Houston, TX Sun May 23 2010, 1:09 PM - 4:37 PM CDT Att: 28,801 - Roof Closed - 73 F							
13 Carl Crawford, L OBP: 0.391, SLG: 0.506										5	3	2	1	1	1	4								
28 John Jaso, L OBP: 0.475, SLG: 0.540										4	1	2	4	1	0	3								
23 Carlos Pena, L OBP: 0.303, SLG: 0.360										5	0	1	1	0	2	5								
9 Hank Blalock, L OBP: 0.389, SLG: 0.500										3	1	1	1	2	1	2								
2 B.J. Upton, R OBP: 0.291, SLG: 0.381										5	0	0	0	0	3	6								
15 Reid Brignac, L OBP: 0.372, SLG: 0.459										4	1	3	0	1	1	0								
1 Sean Rodriguez, R OBP: 0.263, SLG: 0.343										5	1	1	0	0	1	3								
14 David Price, L										3	0	0	1	1	0	0								
16 Willy Ayala, S										1	0	0	1	1	0	0								
83 Joaquin Benoit, R										0	0	0	0	0	0	0								
35 Dan Wheeler, R										0	0	0	0	0	0	0								
19 Grant Balfour, R										0	0	0	0	0	0	0								
40 Grant Balfour, R										0	0	0	0	0	0	0								
41 Jason Bartlett, R										0	0	0	0	0	0	0								
31 Lance Cormier, R										0	0	0	0	0	0	0								
29 Rafael Soriano, R										0	0	0	0	0	0	0								
Inning Stats	R: 0 H: 1 E: 0 K: 2 S: 17	H: 1 LOB: 3 BB: 2 P: 31	R: 0 H: 0 E: 0 K: 2 S: 10	H: 0 LOB: 0 BB: 0 P: 15	R: 2 H: 2 E: 1 K: 2 S: 16	H: 2 LOB: 1 BB: 0 P: 25	R: 0 H: 1 E: 0 K: 1 S: 9	H: 1 LOB: 0 BB: 1 P: 15	R: 3 H: 2 E: 0 K: 3 S: 17	H: 2 LOB: 0 BB: 1 P: 28	R: 2 H: 4 E: 0 K: 1 S: 14	H: 4 LOB: 2 BB: 0 P: 22	R: 0 H: 0 E: 0 K: 1 S: 6	H: 0 LOB: 1 BB: 2 P: 17	R: 3 H: 4 E: 1 K: 0 S: 17	H: 4 LOB: 1 BB: 0 P: 26	R: 0 H: 1 E: 1 K: 0 S: 9	H: 1 LOB: 2 BB: 0 P: 14	1B: 9 2B: 2 3B: 1 HR: 3	SF: 0 SAC: 0 DP: 2 HBP: 0	WP: 1 PB: 0 SB: 3 CS: 3	PA: 47		
PITCHER	IP: 5.0 WLS: 0 BF: 24 ERA: 6.8	WLS: L BF: 4	H: 6 R: 5 ER: 4 SO: 10	H: 0 R: 0 ER: 0 SO: 0	BB: 3 IBB: 0 HBP: 0 BLK: 0	IBB: 0 HBP: 0 BLK: 0	WP: 0 HR: 3 S: 69 P: 114	ERA: 7.20 WHIP: 1.800	PITCHER	IP: 1.0 WLS: 0 BF: 5 ERA: 4.8	WLS: S BF: 1	H: 1 R: 0 ER: 0 SO: 0	BB: 0 IBB: 0 HBP: 0 BLK: 0	WP: 1 HR: 0 S: 9 P: 14	ERA: 0.00 WHIP: 1.000									
20 Bud Norris, R	(1, 1)																							
38 Brian Moehler, R	(6, 1)																							
73 Gustavo Chacin, L	(6, 1)																							
47 Jeff Fulchino, R	(7, 1)																							
43 Chris Sampson, R	(8, 1)																							

AB	42
R	10
H	15
RBI	10
BB	5
SO	12
LOB	26



Batter	1	2	3	4	5	6	7	8	9	AB	R	H	RBI	BB	SO	LOB	BOTTOM							
8 Jeff Keppinger, R OBP: 0.340, SLG: 0.387										5	2	3	0	0	0	1	Tampa Bay Rays @ Houston Astros Minute Maid Park, Houston, TX Sun May 23 2010, 1:09 PM - 4:37 PM CDT Att: 28,801 - Roof Closed - 73 F							
4 Jason Michaels, R OBP: 0.231, SLG: 0.395										5	1	2	0	0	0	2								
9 Hunter Pence, R OBP: 0.288, SLG: 0.413										4	2	2	2	1	0	2								
45 Carlos Lee, R OBP: 0.236, SLG: 0.325										3	0	0	1	0	0	2								
77 Pedro Feliz, R OBP: 0.235, SLG: 0.301										4	1	1	3	0	0	0								
27 Geoff Blum, S OBP: 0.316, SLG: 0.333										3	0	0	0	1	0	0								
12 Tommy Manzella, R OBP: 0.259, SLG: 0.238										3	0	1	0	1	2	0								
55 Humberto Quintero, R OBP: 0.250, SLG: 0.293										4	0	1	0	0	3	3								
20 Bud Norris, R										2	0	0	0	0	0	2								
38 Brian Moehler, R										0	0	0	0	0	0	0								
73 Gustavo Chacin, L										0	0	0	0	0	0	0								
18 Cory Sullivan, L										0	0	0	0	0	0	0								
47 Jeff Fulchino, R										0	0	0	0	0	0	0								
43 Chris Sampson, R										0	0	0	0	0	0	0								
59 Wilton Lopez, R										0	0	0	0	0	0	0								
26 Oswaldo Navarro, R										1	0	0	0	0	0	1								
Inning Stats	R: 4 H: 3 E: 0 K: 1 S: 23	H: 3 LOB: 3 BB: 3 P: 41	R: 0 H: 1 E: 1 K: 0 S: 10	H: 1 LOB: 0 BB: 0 P: 14	R: 0 H: 1 E: 0 K: 1 S: 12	H: 1 LOB: 0 BB: 0 P: 17	R: 0 H: 0 E: 0 K: 0 S: 6	H: 0 LOB: 0 BB: 0 P: 8	R: 1 H: 1 E: 0 K: 0 S: 6	H: 1 LOB: 0 BB: 0 P: 8	R: 0 H: 0 E: 0 K: 3 S: 10	H: 0 LOB: 0 BB: 0 P: 14	R: 1 H: 2 E: 0 K: 0 S: 14	H: 2 LOB: 0 BB: 0 P: 21	R: 0 H: 0 E: 0 K: 1 S: 11	H: 0 LOB: 0 BB: 0 P: 18	R: 0 H: 2 E: 0 K: 0 S: 11	H: 2 LOB: 2 BB: 0 P: 15	1B: 6 2B: 2 3B: 0 HR: 2	SF: 0 SAC: 0 DP: 1 HBP: 0	WP: 0 PB: 0 SB: 0 CS: 1	PA: 39		
PITCHER	IP: 5.0 WLS: 0 BF: 24 ERA: 2.41	WLS: H BF: 3	H: 5 R: 5 ER: 5 SO: 3	H: 0 R: 0 ER: 0 SO: 3	BB: 3 IBB: 0 HBP: 0 BLK: 0	IBB: 0 HBP: 0 BLK: 0	WP: 0 HR: 2 S: 57 P: 88	ERA: 9.00 WHIP: 1.800	PITCHER	IP: 0.1 WLS: S BF: 1 ERA: 1.4	WLS: S BF: 1	H: 0 R: 0 ER: 0 SO: 0	BB: 0 IBB: 0 HBP: 0 BLK: 0	WP: 0 HR: 0 S: 2 P: 3	ERA: 0.00 WHIP: 0.000									
14 David Price, L	(1, 1)																							
53 Joaquin Benoit, R	(6, 1)																							
35 Dan Wheeler, R	(7, 1)																							
50 Grant Balfour, R	(8, 1)																							
31 Lance Cormier, R	(9, 1)																							


AB	35
R	6
H	10
RBI	6
BB	3
SO	6
LOB	13



Batter	1	2	3	4	5	6	7	8	9	AB	R	H	RBI	BB	SO	LOB	TOP			
10 Marco Scutaro, R OBP: 0.343, SLG: 0.321										5	0	0	0	1	1	3				
15 Dustin Pedroia, R OBP: 0.348, SLG: 0.474										3	2	1	0	2	0	1				
22 Bill Hall, R OBP: 0.282, SLG: 0.333										4	2	2	2	1	1	4				
34 David Ortiz, L OBP: 0.457, SLG: 0.573										3	2	0	0	2	0	2				
20 Kevin Youkilis, R OBP: 0.457, SLG: 0.602										5	3	4	6	0	0	0				
29 Adrián Beltré, R OBP: 0.372, SLG: 0.517										5	1	2	1	0	0	1				
32 Jeremy Hermida, L OBP: 0.285, SLG: 0.389										4	0	0	0	1	2	3				
33 Jason Varitek, S OBP: 0.355, SLG: 0.636										4	0	0	0	1	2	3				
23 Mike Cameron, R OBP: 0.341, SLG: 0.316										5	1	2	0	0	1	1				
54 Darnell McDonald, R OBP: 0.324, SLG: 0.410										5	0	2	2	0	1	1				
Inning Stats	R: 0 E: 0 K: 0 S: 10	H: 0 LOB: 1 BB: 2 P: 22	R: 1 E: 0 K: 2 S: 14	H: 1 LOB: 1 BB: 1 P: 21	R: 3 E: 0 K: 1 S: 14	H: 2 LOB: 2 BB: 2 P: 32	R: 0 E: 0 K: 0 S: 5	H: 0 LOB: 0 BB: 0 P: 6	R: 2 E: 0 K: 0 S: 14	H: 2 LOB: 0 BB: 0 P: 22	R: 0 E: 0 K: 1 S: 10	H: 1 LOB: 1 BB: 0 P: 11	R: 0 E: 0 K: 1 S: 8	H: 0 LOB: 0 BB: 0 P: 10	R: 5 E: 0 K: 1 S: 26	H: 5 LOB: 1 BB: 1 P: 36	1B: 8 2B: 1 3B: 1 HR: 3	SF: 0 SAC: 0 DP: 1 HBP: 0	WP: 1 PB: 0 SB: 0 CS: 0	PA: 46
PITCHER	IP: 5.0 WLS: L BF: 24	H: 5 R: 6 ER: 6 SO: 3	BB: 5 IBB: 0 HBP: 0 BLK: 0	WP: 1 HR: 3 S: 57 P: 103	ERA: 10.80 WHIP: 2.000	IP: 0.2 WLS: 7 BF: 4	H: 4 R: 4 ER: 4 SO: 1	BB: 1 IBB: 0 HBP: 0 BLK: 0	WP: 0 HR: 0 S: 20 P: 30	ERA: 54.00 WHIP: 7.500										
22 Matt Garza, R ERA: 2.97	21 Andy Sonnanstine, R ERA: 3.43	50 Grant Balfour, R ERA: 2.21	35 Dan Wheeler, R ERA: 2.3	36 Randy Choate, L ERA: 7.71	31 Lance Cormier, R ERA: 4.79															

Boston Red Sox @ Tampa Bay Rays
Tropicana Field, St. Petersburg, FL
Wed May 26 2010, 7:13 PM - 10:33 PM EDT
Att: 22,147 - Dome - 72 F


AB	39
R	11
H	13
RBI	11
BB	7
SO	6
LOB	16



Batter	1	2	3	4	5	6	7	8	9	AB	R	H	RBI	BB	SO	LOB	BOTTOM			
8 Jason Bartlett, R OBP: 0.330, SLG: 0.341										4	0	0	0	1	0	1				
13 Carl Crawford, L OBP: 0.380, SLG: 0.500										5	0	2	0	0	0	2				
18 Ben Zobrist, S OBP: 0.375, SLG: 0.440										5	1	2	1	0	0	3				
3 Evan Longoria, R OBP: 0.381, SLG: 0.554										4	0	1	0	1	1	3				
28 John Jaso, L OBP: 0.449, SLG: 0.493										4	0	1	0	1	0	4				
9 Hank Blalock, L OBP: 0.370, SLG: 0.417										4	1	2	0	1	1	3				
23 Carlos Pena, L OBP: 0.307, SLG: 0.377										3	1	1	0	1	1	4				
1 Sean Rodríguez, R OBP: 0.253, SLG: 0.329										2	0	0	0	0	0	3				
16 Willy Aybar, S OBP: 0.278, SLG: 0.446										1	0	0	0	0	0	0				
15 Reid Brignac, L OBP: 0.358, SLG: 0.435										4	0	1	2	0	1	1				
Inning Stats	R: 0 E: 0 K: 0 S: 16	H: 2 LOB: 2 BB: 0 P: 22	R: 1 E: 0 K: 0 S: 10	H: 1 LOB: 1 BB: 1 P: 20	R: 0 E: 0 K: 1 S: 12	H: 1 LOB: 2 BB: 1 P: 20	R: 0 E: 0 K: 0 S: 10	H: 2 LOB: 2 BB: 1 P: 19	R: 0 E: 0 K: 0 S: 8	H: 0 LOB: 0 BB: 0 P: 11	R: 0 E: 0 K: 1 S: 12	H: 2 LOB: 2 BB: 0 P: 20	R: 0 E: 0 K: 1 S: 7	H: 0 LOB: 0 BB: 0 P: 10	R: 1 E: 0 K: 1 S: 14	H: 1 LOB: 1 BB: 1 P: 22	1B: 7 2B: 2 3B: 0 HR: 1	SF: 0 SAC: 1 DP: 0 HBP: 0	WP: 0 PB: 0 SB: 2 CS: 0	PA: 42
PITCHER	IP: 6.1 WLS: W BF: 31	H: 8 R: 2 ER: 2 SO: 1	BB: 4 IBB: 0 HBP: 0 BLK: 0	WP: 0 HR: 0 S: 68 P: 115	ERA: 2.84 WHIP: 1.895	IP: 1.0 WLS: 3 BF: 5	H: 1 R: 0 ER: 0 SO: 1	BB: 0 IBB: 0 HBP: 0 BLK: 0	WP: 0 HR: 0 S: 7 P: 11	ERA: 0.00 WHIP: 1.500	IP: 1.0 WLS: 3 BF: 5	H: 1 R: 0 ER: 0 SO: 1	BB: 0 IBB: 0 HBP: 0 BLK: 0	WP: 0 HR: 0 S: 7 P: 11	ERA: 0.00 WHIP: 0.000	IP: 1.0 WLS: 5 BF: 14	H: 1 R: 1 ER: 1 SO: 1	BB: 0 IBB: 0 HBP: 0 BLK: 0	WP: 0 HR: 1 S: 14 P: 22	ERA: 9.00 WHIP: 2.000
41 John Lackey, R ERA: 4.84	37 Hideki Okajima, L ERA: 4.41	56 Ramon E Ramirez, R ERA: 6.0	46 Joe Nelson, R ERA: 6.0																	

Boston Red Sox @ Tampa Bay Rays
Tropicana Field, St. Petersburg, FL
Wed May 26 2010, 7:13 PM - 10:33 PM EDT
Att: 22,147 - Dome - 72 F


AB	36
R	3
H	10
RBI	3
BB	5
SO	4
LOB	24



Batter	1	2	3	4	5	6	7	8	9	AB	R	H	RBI	BB	SO	LOB	TOP					
1 Juan Pierre, L (1, 7) OBP: 0.305, SLG: 0.286	G3		B2-3			K		G6-3		4	0	0	0	0	1	1						
12 A.J. Pierzynski, L (1, 2) OBP: 0.263, SLG: 0.315	F8				F9	G3-6-1			1B	4	0	1	0	0	0	1						
51 Alex Rios, R (1, 8) OBP: 0.362, SLG: 0.568	P4								F9	3	0	1	0	1	0	1						
14 Paul Konerko, R (1, 3) OBP: 0.359, SLG: 0.569		K			F9				K	4	0	0	0	0	2	3						
7 Mark Kotsay, L (1, 10) OBP: 0.315, SLG: 0.402									L4	3	0	0	0	1	1	3						
25 Andruw Jones, R (1, 9) OBP: 0.345, SLG: 0.520										2	0	0	0	1	0	1						
23 Mark Teahen, L (1, 5) OBP: 0.333, SLG: 0.374										3	1	1	1	0	1	2						
10 Alexei Ramirez, R (1, 6) OBP: 0.268, SLG: 0.361										3	0	0	0	0	1	0						
15 Gordon Beckham, R (1, 4) OBP: 0.288, SLG: 0.239										3	0	1	0	0	0	0						
Inning Stats	R: 0 E: 0 K: 0 S: 6	H: 0 LOB: 0 BB: 0 P: 10	R: 0 E: 0 K: 2 S: 8	H: 0 LOB: 1 BB: 2 P: 19	R: 0 E: 0 K: 0 S: 7	H: 0 LOB: 0 BB: 0 P: 10	R: 0 E: 0 K: 1 S: 8	H: 1 LOB: 1 BB: 0 P: 13	R: 0 E: 0 K: 1 S: 6	H: 0 LOB: 0 BB: 0 P: 11	R: 0 E: 0 K: 1 S: 9	H: 1 LOB: 0 BB: 0 P: 10	R: 0 E: 0 K: 0 S: 8	H: 0 LOB: 1 BB: 1 P: 12	R: 1 E: 0 K: 0 S: 7	H: 1 LOB: 0 BB: 0 P: 9	R: 0 E: 0 K: 1 S: 8	H: 1 LOB: 1 BB: 0 P: 11	1B: 3 2B: 0 3B: 0 HR: 1	SF: 0 SAC: 0 DP: 1 HBP: 0	WP: 0 PB: 0 SB: 1 CS: 1	PA: 33
PITCHER	IP	WLS	BF	H	R	ER	SO	BB	IBB	HBP	BLK	WP	HR	S	P	ERA	WHIP					
34 Jeff Niemann, R (1, 1) ERA: 2.37	8.0	W	28	3	1	1	5	3	0	0	0	0	1	59	94	1.12	0.750					
36 Randy Choate, L (9, 1) ERA: 7.71	0.0		1	1	0	0	0	0	0	0	0	0	0	2	2	∞	∞					
35 Dan Wheeler, R (9, 1) ERA: 2.16	1.0		3	0	0	0	1	0	0	0	0	0	0	6	9	0.00	0.000					

Chicago White Sox @ Tampa Bay Rays
Tropicana Field, St. Petersburg, FL
Thu May 27 2010, 7:11 PM - 9:39 PM EDT
Att: 13,299 - Dome - 72 F


AB 29
R 1
H 4
RBI 1
BB 3
SO 6
LOB 12



Batter	1	2	3	4	5	6	7	8	9	AB	R	H	RBI	BB	SO	LOB	BOTTOM					
8 Jason Bartlett, R (1, 6) OBP: 0.328, SLG: 0.335	G5-3		G5-3		P4					3	0	0	0	1	0	3						
13 Carl Crawford, L (1, 7) OBP: 0.377, SLG: 0.514			L8		SF7					3	1	1	2	0	1	2						
18 Ben Zobrist, S (1, 9) OBP: 0.373, SLG: 0.436			F8		K					4	0	1	0	0	2	2						
3 Evan Longoria, R (1, 5) OBP: 0.383, SLG: 0.569	F9				G3					4	2	2	1	0	0	1						
28 John Jaso, L (1, 2) OBP: 0.441, SLG: 0.480					E4					4	1	1	0	0	1	1						
9 Hank Bialock, L (1, 10) OBP: 0.355, SLG: 0.393			P4		FC4-6					4	0	1	2	0	0	1						
23 Carlos Pena, L (1, 3) OBP: 0.306, SLG: 0.370			F8		G4-3					3	0	0	0	0	1	1						
1 Sean Rodriguez, R (1, 8) OBP: 0.253, SLG: 0.316										3	1	0	0	0	2	2						
2 B.J. Upton, R (9, 8) OBP: 0.295, SLG: 0.370										0	0	0	0	0	0	0						
15 Reid Brignac, L (1, 4) OBP: 0.352, SLG: 0.427										4	0	1	0	0	1	2						
Inning Stats	R: 1 E: 0 K: 1 S: 12	H: 2 LOB: 1 BB: 0 P: 21	R: 0 E: 0 K: 1 S: 9	H: 0 LOB: 0 BB: 0 P: 12	R: 0 E: 1 K: 0 S: 8	H: 0 LOB: 1 BB: 0 P: 13	R: 0 E: 1 K: 0 S: 8	H: 0 LOB: 1 BB: 0 P: 12	R: 1 E: 0 K: 1 S: 10	H: 1 LOB: 1 BB: 0 P: 15	R: 1 E: 0 K: 1 S: 8	H: 1 LOB: 0 BB: 0 P: 16	R: 0 E: 0 K: 1 S: 11	H: 0 LOB: 1 BB: 1 P: 18	R: 2 E: 0 K: 3 S: 26	H: 3 LOB: 2 BB: 0 P: 39	R: 2 E: 0 K: 3 S: 26	H: 3 LOB: 2 BB: 0 P: 39	1B: 5 2B: 0 3B: 0 HR: 2	SF: 1 SAC: 0 DP: 0 HBP: 2	WP: 2 PB: 0 SB: 1 CS: 0	PA: 36
PITCHER	IP	WLS	BF	H	R	ER	SO	BB	IBB	HBP	BLK	WP	HR	S	P	ERA	WHIP					
34 Gavin Floyd, R (1, 1) ERA: 6.02	7.0	L	29	4	3	3	3	1	0	1	0	1	2	66	107	3.86	0.714					
71 Scott Linebrink, R (8, 1) ERA: 4.42	1.0		7	3	2	2	3	0	0	1	0	1	0	26	39	18.00	3.000					

Chicago White Sox @ Tampa Bay Rays
Tropicana Field, St. Petersburg, FL
Thu May 27 2010, 7:11 PM - 9:39 PM EDT
Att: 13,299 - Dome - 72 F

AB 32
R 5
H 7
RBI 5
BB 1
SO 8
LOB 15



Batter	1	2	3	4	5	6	7	8	9	AB	R	H	RBI	BB	SO	LOB	TOP					
1 Juan Pierre, L OBP: 0.309, SLG: 0.283										2	0	0	0	2	0	0	Chicago White Sox @ Tampa Bay Rays Tropicana Field, St. Petersburg, FL Fri May 28 2010, 7:12 PM - 9:46 PM EDT Att: 20,650 - Dome - 72 F					
10 Alexei Ramirez, R OBP: 0.272, SLG: 0.358										4	1	1	0	1	0	3						
51 Alex Rios, R OBP: 0.365, SLG: 0.582										3	1	1	2	1	1	2						
14 Paul Konerko, R OBP: 0.351, SLG: 0.554										4	0	0	0	0	1	4						
25 Andrew Jones, R OBP: 0.342, SLG: 0.508										3	0	0	0	1	0	0						
20 Carlos Quentin, R OBP: 0.312, SLG: 0.366										3	1	0	0	0	2	1						
5 Jayson Nix, R OBP: 0.250, SLG: 0.143										3	0	0	0	0	1	2						
11 Omar Vizquel, S OBP: 0.255, SLG: 0.217										1	0	0	0	0	0	1						
27 Ramon Castro, R OBP: 0.238, SLG: 0.316										4	1	1	1	0	1	2						
15 Gordon Beckham, R OBP: 0.293, SLG: 0.245										4	0	2	1	0	0	0						
Inning Stats	R: 0 E: 0 K: 1 S: 6	H: 1 LOB: 1 BB: 1 P: 12	R: 0 E: 0 K: 0 S: 6	H: 0 LOB: 0 BB: 0 P: 9	R: 0 E: 0 K: 0 S: 4	H: 0 LOB: 0 BB: 0 P: 7	R: 2 E: 0 K: 2 S: 13	H: 1 LOB: 1 BB: 2 P: 28	R: 1 E: 0 K: 0 S: 13	H: 2 LOB: 2 BB: 1 P: 23	R: 0 E: 0 K: 1 S: 14	H: 0 LOB: 0 BB: 0 P: 23	R: 0 E: 0 K: 0 S: 8	H: 0 LOB: 0 BB: 0 P: 11	R: 0 E: 0 K: 1 S: 7	H: 0 LOB: 0 BB: 0 P: 10	R: 1 E: 0 K: 1 S: 16	H: 1 LOB: 2 BB: 1 P: 26	1B: 3 2B: 0 HR: 2	SF: 0 SAC: 1 HBP: 1	WP: 0 PB: 2 SB: 1 CS: 0	PA: 38
PITCHER	IP WLS BF H R ER SO BB IBB HBP BLK WP HR S P ERA WHIP																					
14 David Price, L ERA: 2.57	(1, 1) 7.0 L 29 4 3 3 4 4 0 1 0 0 2 64 113 3.86 1.143																					
53 Joaquin Benoit, R ERA:	(8, 1) 1.0 3 0 0 0 1 0 0 0 0 0 0 7 11 0.00 0.000																					
50 Grant Balfour, R ERA: 2.11	(9, 1) 1.0 6 1 1 0 1 1 0 0 0 0 0 16 26 0.00 2.000																					

AB	31
R	4
H	5
RBI	4
BB	5
SO	6
LOB	15



Batter	1	2	3	4	5	6	7	8	9	AB	R	H	RBI	BB	SO	LOB	BOTTOM					
18 Ben Zobrist, S OBP: 0.370, SLG: 0.432										4	1	1	0	0	1	1	Chicago White Sox @ Tampa Bay Rays Tropicana Field, St. Petersburg, FL Fri May 28 2010, 7:12 PM - 9:46 PM EDT Att: 20,650 - Dome - 72 F					
13 Carl Crawford, L OBP: 0.375, SLG: 0.505										3	0	0	0	1	1	2						
28 John Jaso, L OBP: 0.423, SLG: 0.456										4	0	0	0	0	1	2						
3 Evan Longoria, R OBP: 0.390, SLG: 0.576										3	0	2	1	0	0	0						
23 Carlos Pena, L OBP: 0.299, SLG: 0.361										4	0	0	0	0	2	3						
9 Hank Bialock, L OBP: 0.324, SLG: 0.355										3	0	0	0	0	3	1						
16 Willy Aybar, S OBP: 0.275, SLG: 0.440										1	0	0	0	0	0	1						
2 B.J. Upton, R OBP: 0.291, SLG: 0.384										2	1	1	0	1	0	0						
15 Reid Brignac, L OBP: 0.352, SLG: 0.424										3	0	1	1	0	1	1						
8 Jason Bartlett, R OBP: 0.325, SLG: 0.331										2	0	0	0	2	0	0						
Inning Stats	R: 0 E: 0 K: 0 S: 3	H: 0 LOB: 0 BB: 1 P: 9	R: 0 E: 0 K: 1 S: 6	H: 0 LOB: 0 BB: 0 P: 8	R: 1 E: 0 K: 1 S: 10	H: 2 LOB: 1 BB: 0 P: 15	R: 0 E: 0 K: 2 S: 13	H: 0 LOB: 1 BB: 0 P: 19	R: 0 E: 0 K: 1 S: 5	H: 0 LOB: 0 BB: 1 P: 11	R: 1 E: 0 K: 0 S: 10	H: 2 LOB: 1 BB: 0 P: 15	R: 0 E: 0 K: 2 S: 8	H: 0 LOB: 0 BB: 0 P: 12	R: 0 E: 0 K: 2 S: 10	H: 0 LOB: 0 BB: 0 P: 14	R: 0 E: 0 K: 2 S: 10	H: 1 LOB: 1 BB: 0 P: 14	1B: 3 2B: 1 HR: 0	SF: 0 SAC: 1 HBP: 1	WP: 0 PB: 0 SB: 1 CS: 0	PA: 33
PITCHER	IP WLS BF H R ER SO BB IBB HBP BLK WP HR S P ERA WHIP																					
43 Freddy Garcia, R ERA: 5.26	(1, 1) 7.0 W 26 4 2 2 7 2 0 1 0 0 0 55 89 2.57 0.857																					
46 Sergio Santos, R ERA: 0.5	(8, 1) 0.2 H 2 0 0 0 1 0 0 0 0 0 0 6 8 0.00 0.000																					
37 Matt Thornton, L ERA: 1.77	(8, 1) 1.1 S 5 1 0 0 3 0 0 0 0 0 0 14 20 0.00 0.750																					

AB	29
R	2
H	5
RBI	2
BB	2
SO	11
LOB	11



Batter	1	2	3	4	5	6	7	8	9	AB	R	H	RBI	BB	SO	LOB	TOP			
1 Juan Pierre, L (1,7) OBP: 0.302, SLG: 0.276	B5-3	G3-1			G6-3		G1-3		G6-3	5	0	0	0	0	0	2				
12 A.J. Pierzynski, L (1,2) OBP: 0.256, SLG: 0.306	G1-3		L4		G4-3		G6-3			4	0	0	0	0	0	0				
51 Alex Rios, R (1,8) OBP: 0.362, SLG: 0.571	F8		K		F9					3	1	0	0	1	1	0				
14 Paul Konerko, R (1,10) OBP: 0.360, SLG: 0.563		20 HR	P3							3	2	2	1	1	0	0				
7 Mark Kotsay, L (1,3) OBP: 0.304, SLG: 0.386		P2		F7		L6		F9		4	0	0	0	0	0	3				
20 Carlos Quentin, R (1,9) OBP: 0.316, SLG: 0.389		HR		10 1B		F8		L5		4	1	2	2	0	1					
23 Mark Teahen, L (1,5) OBP: 0.331, SLG: 0.370		15 1B		P2				P5		4	0	1	0	0	1	2				
10 Alexei Ramirez, R (1,6) OBP: 0.283, SLG: 0.382		15 E							P4	3	1	2	1	1	0	0				
15 Gordon Beckham, R (1,4) OBP: 0.286, SLG: 0.239		F8		F7			G4-3		G5-3	4	0	0	0	0	4					
Inning Stats	R: 0 E: 0 K: 0 S: 8	H: 0 LOB: 0 BB: 0 P: 11	R: 2 E: 1 K: 0 S: 19	H: 3 LOB: 2 BB: 1 P: 34	R: 0 E: 0 K: 1 S: 9	H: 0 LOB: 0 BB: 0 P: 12	R: 0 E: 0 K: 0 S: 11	H: 2 LOB: 2 BB: 0 P: 16	R: 0 E: 0 K: 1 S: 13	H: 0 LOB: 1 BB: 0 P: 20	R: 1 E: 0 K: 0 S: 7	H: 1 LOB: 0 BB: 0 P: 10	R: 2 E: 0 K: 0 S: 10	H: 1 LOB: 0 BB: 1 P: 21	R: 0 E: 0 K: 0 S: 7	H: 0 LOB: 0 BB: 0 P: 8	1B: 4 2B: 1 3B: 0 HR: 2	SF: 0 SAC: 0 DP: 0 HBP: 0	WP: 1 PB: 0 SB: 0 CS: 0	PA: 37
PITCHER	IP WLS BF H R ER SO BB IBB HBP BLK WP HR S P ERA WHIP																			
40 Wade Davis, R (1,1) ERA: 4.04	6.1 W 27 6 3 3 2 2 0 0 0 0 2 72 110 4.26 1.263																			
36 Randy Choate, L (7,1) ERA: 7.3	0.2 2 0 0 0 0 0 0 0 0 0 0 3 5 0.00 0.000																			
35 Dan Wheeler, R (8,1) ERA: 3.12	0.2 4 1 2 2 0 1 0 0 0 0 1 9 19 27.00 3.000																			
53 Joaquin Benoit, R (8,1) ERA: 3.12	0.1 H 1 0 0 0 0 0 0 0 0 0 0 1 2 0.00 0.000																			
29 Rafael Soriano, R (9,1) ERA: 1.33	1.0 S 3 0 0 0 0 0 0 0 0 0 0 7 8 0.00 0.000																			

Chicago White Sox @ Tampa Bay Rays
Tropicana Field, St. Petersburg, FL
Sat May 29 2010, 7:12 PM - 10:30 PM EDT
Att: 33,568 - Dome - 72 F

livebaseballscorecards.com

AB 34
R 5
H 7
RBI 4
BB 3
SO 2
LOB 12



Batter	1	2	3	4	5	6	7	8	9	AB	R	H	RBI	BB	SO	LOB	BOTTOM			
8 Jason Bartlett, R (1,6) OBP: 0.327, SLG: 0.330	FC4-6	G5-3		23 2B	SH		K			1	0	0	0	1	0	0				
1 Sean Rodriguez, R (4,4) OBP: 0.259, SLG: 0.321										2	1	1	1	0	1	0				
13 Carl Crawford, L (1,7) OBP: 0.386, SLG: 0.492	FC4-6		G5-3	FC1-2	FC3-2		K			5	2	0	0	0	1	6				
3 Evan Longoria, R (1,5) OBP: 0.395, SLG: 0.587				L5	F9					5	1	3	1	0	0	5				
23 Carlos Pena, L (1,3) OBP: 0.297, SLG: 0.363	G3		G3				K		K	5	0	1	3	0	2	3				
28 John Jaso, L (1,10) OBP: 0.431, SLG: 0.458		2 BB					K			4	0	2	1	1	2	1				
2 B.J. Upton, R (1,8) OBP: 0.299, SLG: 0.401										3	1	1	1	2	2	2				
15 Reid Brignac, L (1,4) OBP: 0.363, SLG: 0.447	F7									4	2	2	0	1	1	4				
30 Dioner Navarro, S (1,2) OBP: 0.268, SLG: 0.230		G6-3		FC4						4	0	1	0	0	0	2				
19 Gabe Kapler, R (1,9) OBP: 0.333, SLG: 0.324										1	1	0	1	1	0	0				
18 Ben Zobrist, S (6,PH) OBP: 0.368, SLG: 0.429		F8		SH						1	0	0	0	0	1	3				
Inning Stats	R: 1 E: 0 K: 0 S: 18	H: 1 LOB: 3 BB: 3 P: 35	R: 0 E: 0 K: 0 S: 5	H: 0 LOB: 0 BB: 0 P: 12	R: 1 E: 0 K: 1 S: 15	H: 2 LOB: 1 BB: 0 P: 23	R: 4 E: 0 K: 1 S: 16	H: 3 LOB: 1 BB: 0 P: 20	R: 2 E: 1 K: 0 S: 18	H: 3 LOB: 2 BB: 1 P: 28	R: 0 E: 0 K: 3 S: 18	H: 0 LOB: 3 BB: 2 P: 35	R: 0 E: 0 K: 3 S: 14	H: 1 LOB: 0 BB: 0 P: 20	R: 0 E: 0 K: 2 S: 10	H: 1 LOB: 1 BB: 0 P: 14	1B: 6 2B: 3 3B: 1 HR: 1	SF: 0 SAC: 2 DP: 0 HBP: 1	WP: 1 PB: 0 SB: 0 CS: 1	PA: 44
PITCHER	IP WLS BF H R ER SO BB IBB HBP BLK WP HR S P ERA WHIP																			
50 John Danks, L (1,1) ERA: 3.34	4.0 L 25 8 8 8 2 3 0 0 0 0 0 62 102 18.00 2.750																			
57 Ramon Pena, R (5,1) ERA: 4.15	0.1 3 1 0 0 0 1 0 0 0 0 0 5 10 0.00 6.000																			
67 Randy Williams, L (5,1) ERA: 5.4	1.1 7 0 0 0 2 2 0 1 0 0 0 19 34 0.00 1.500																			
40 J.J. Putz, R (6,1) ERA: 3.38	1.1 5 1 0 0 4 0 0 0 0 0 0 18 27 0.00 0.750																			
71 Scott Linebrink, R (8,1) ERA: 4.19	1.0 4 1 0 0 2 0 0 0 0 0 1 10 14 0.00 1.000																			

Chicago White Sox @ Tampa Bay Rays
Tropicana Field, St. Petersburg, FL
Sat May 29 2010, 7:12 PM - 10:30 PM EDT
Att: 33,568 - Dome - 72 F

livebaseballscorecards.com

AB 35
R 8
H 11
RBI 8
BB 6
SO 10
LOB 26



Batter	1	2	3	4	5	6	7	8	9	AB	R	H	RBI	BB	SO	LOB	TOP							
1 Juan Pierre, L OBP: 0.304, SLG: 0.275										4	1	1	0	0	0	2								
12 A.J. Pierzynski, L OBP: 0.255, SLG: 0.309										5	1	1	0	0	0	2								
51 Alex Rios, R OBP: 0.368, SLG: 0.590										5	1	3	2	0	0	0								
14 Paul Konerko, R OBP: 0.366, SLG: 0.567										4	1	2	0	1	1	2								
7 Mark Kotsay, L OBP: 0.300, SLG: 0.377										5	1	1	1	0	1	3								
20 Carlos Quentin, R OBP: 0.315, SLG: 0.382										3	1	0	0	0	1	2								
23 Mark Teahen, L OBP: 0.240, SLG: 0.387										2	0	2	0	0	0	0								
5 Jayson Nix, R OBP: 0.265, SLG: 0.267										2	1	1	4	0	0	0								
10 Alexei Ramirez, R OBP: 0.288, SLG: 0.385										4	1	2	0	0	2									
11 Omar Vizquel, S OBP: 0.273, SLG: 0.260										4	0	2	1	0	2									
Inning Stats	R: 2 H: 3 E: 0 K: 1 S: 12	H: 3 LOB: 1 BB: 0 P: 18	R: 0 H: 1 E: 0 K: 0 S: 8	H: 1 LOB: 1 BB: 0 P: 13	R: 1 H: 1 E: 0 K: 1 S: 8	H: 1 LOB: 0 BB: 0 P: 11	R: 0 H: 1 E: 0 K: 1 S: 15	H: 1 LOB: 1 BB: 0 P: 20	R: 0 H: 1 E: 0 K: 0 S: 12	H: 1 LOB: 1 BB: 0 P: 18	R: 4 H: 4 E: 0 K: 0 S: 16	H: 4 LOB: 1 BB: 1 P: 31	R: 0 H: 1 E: 0 K: 0 S: 10	H: 1 LOB: 0 BB: 0 P: 17	R: 0 H: 1 E: 0 K: 0 S: 8	H: 1 LOB: 0 BB: 0 P: 14	1B: 9 2B: 4 3B: 0 HR: 2	SF: 0 SAC: 0 DP: 1 HBP: 2	WP: 0 PB: 0 CS: 3	PA: 42				
PITCHER	IP: 5.1 WLS: L BF: 27 ERA: 3.62	WLS: L BF: 27 ERA: 3.62	H: 11 R: 7 ER: 7 SO: 3	H: 7 R: 1 ER: 1 SO: 0	H: 11 R: 7 ER: 7 SO: 3	H: 7 R: 1 ER: 1 SO: 0	H: 11 R: 7 ER: 7 SO: 3	H: 7 R: 1 ER: 1 SO: 0	H: 11 R: 7 ER: 7 SO: 3	H: 7 R: 1 ER: 1 SO: 0	H: 11 R: 7 ER: 7 SO: 3	H: 7 R: 1 ER: 1 SO: 0	IP: 5.1 WLS: L BF: 27 ERA: 3.62	IP: 5.1 WLS: L BF: 27 ERA: 3.62	IP: 5.1 WLS: L BF: 27 ERA: 3.62	IP: 5.1 WLS: L BF: 27 ERA: 3.62	IP: 5.1 WLS: L BF: 27 ERA: 3.62	IP: 5.1 WLS: L BF: 27 ERA: 3.62	IP: 5.1 WLS: L BF: 27 ERA: 3.62	IP: 5.1 WLS: L BF: 27 ERA: 3.62	IP: 5.1 WLS: L BF: 27 ERA: 3.62	IP: 5.1 WLS: L BF: 27 ERA: 3.62		
33 James Shields, R ERA: 3.62	33 James Shields, R ERA: 3.62	33 James Shields, R ERA: 3.62	33 James Shields, R ERA: 3.62	33 James Shields, R ERA: 3.62	33 James Shields, R ERA: 3.62	33 James Shields, R ERA: 3.62	33 James Shields, R ERA: 3.62	33 James Shields, R ERA: 3.62	33 James Shields, R ERA: 3.62	33 James Shields, R ERA: 3.62	33 James Shields, R ERA: 3.62	33 James Shields, R ERA: 3.62	33 James Shields, R ERA: 3.62	33 James Shields, R ERA: 3.62	33 James Shields, R ERA: 3.62	33 James Shields, R ERA: 3.62	33 James Shields, R ERA: 3.62	33 James Shields, R ERA: 3.62	33 James Shields, R ERA: 3.62	33 James Shields, R ERA: 3.62	33 James Shields, R ERA: 3.62	33 James Shields, R ERA: 3.62	33 James Shields, R ERA: 3.62	
21 Andy Sonnanstine, R ERA: 3.52	21 Andy Sonnanstine, R ERA: 3.52	21 Andy Sonnanstine, R ERA: 3.52	21 Andy Sonnanstine, R ERA: 3.52	21 Andy Sonnanstine, R ERA: 3.52	21 Andy Sonnanstine, R ERA: 3.52	21 Andy Sonnanstine, R ERA: 3.52	21 Andy Sonnanstine, R ERA: 3.52	21 Andy Sonnanstine, R ERA: 3.52	21 Andy Sonnanstine, R ERA: 3.52	21 Andy Sonnanstine, R ERA: 3.52	21 Andy Sonnanstine, R ERA: 3.52	21 Andy Sonnanstine, R ERA: 3.52	21 Andy Sonnanstine, R ERA: 3.52	21 Andy Sonnanstine, R ERA: 3.52	21 Andy Sonnanstine, R ERA: 3.52	21 Andy Sonnanstine, R ERA: 3.52	21 Andy Sonnanstine, R ERA: 3.52	21 Andy Sonnanstine, R ERA: 3.52	21 Andy Sonnanstine, R ERA: 3.52	21 Andy Sonnanstine, R ERA: 3.52	21 Andy Sonnanstine, R ERA: 3.52	21 Andy Sonnanstine, R ERA: 3.52	21 Andy Sonnanstine, R ERA: 3.52	
36 Randy Choate, L ERA: 6.75	36 Randy Choate, L ERA: 6.75	36 Randy Choate, L ERA: 6.75	36 Randy Choate, L ERA: 6.75	36 Randy Choate, L ERA: 6.75	36 Randy Choate, L ERA: 6.75	36 Randy Choate, L ERA: 6.75	36 Randy Choate, L ERA: 6.75	36 Randy Choate, L ERA: 6.75	36 Randy Choate, L ERA: 6.75	36 Randy Choate, L ERA: 6.75	36 Randy Choate, L ERA: 6.75	36 Randy Choate, L ERA: 6.75	36 Randy Choate, L ERA: 6.75	36 Randy Choate, L ERA: 6.75	36 Randy Choate, L ERA: 6.75	36 Randy Choate, L ERA: 6.75	36 Randy Choate, L ERA: 6.75	36 Randy Choate, L ERA: 6.75	36 Randy Choate, L ERA: 6.75	36 Randy Choate, L ERA: 6.75	36 Randy Choate, L ERA: 6.75	36 Randy Choate, L ERA: 6.75	36 Randy Choate, L ERA: 6.75	36 Randy Choate, L ERA: 6.75
50 Grant Balfour, R ERA: 2.05	50 Grant Balfour, R ERA: 2.05	50 Grant Balfour, R ERA: 2.05	50 Grant Balfour, R ERA: 2.05	50 Grant Balfour, R ERA: 2.05	50 Grant Balfour, R ERA: 2.05	50 Grant Balfour, R ERA: 2.05	50 Grant Balfour, R ERA: 2.05	50 Grant Balfour, R ERA: 2.05	50 Grant Balfour, R ERA: 2.05	50 Grant Balfour, R ERA: 2.05	50 Grant Balfour, R ERA: 2.05	50 Grant Balfour, R ERA: 2.05	50 Grant Balfour, R ERA: 2.05	50 Grant Balfour, R ERA: 2.05	50 Grant Balfour, R ERA: 2.05	50 Grant Balfour, R ERA: 2.05	50 Grant Balfour, R ERA: 2.05	50 Grant Balfour, R ERA: 2.05	50 Grant Balfour, R ERA: 2.05	50 Grant Balfour, R ERA: 2.05	50 Grant Balfour, R ERA: 2.05	50 Grant Balfour, R ERA: 2.05	50 Grant Balfour, R ERA: 2.05	50 Grant Balfour, R ERA: 2.05

Chicago White Sox @ Tampa Bay Rays
Tropicana Field, St. Petersburg, FL
Sun May 30 2010, 1:41 PM - 4:55 PM EDT
Att: 26,878 - Dome - 72 F

AB	38
R	8
H	15
RBI	8
BB	1
SO	3
LOB	15



Batter	1	2	3	4	5	6	7	8	9	AB	R	H	RBI	BB	SO	LOB	BOTTOM
18 Ben Zobrist, S OBP: 0.369, SLG: 0.447										4	1	2	2	0	1	0	
13 Carl Crawford, L OBP: 0.376, SLG: 0.500										5	0	4	1	0	0	0	
3 Evan Longoria, R OBP: 0.391, SLG: 0.577										5	0	1	1	0	0	4	
23 Carlos Pena, L OBP: 0.295, SLG: 0.354										4	0	0	0	1	3	3	
28 John Jaso, L OBP: 0.425, SLG: 0.448										4	0	1	0	0	0	3	
16 Willy Aybar, S OBP: 0.274, SLG: 0.430										4	0	1	0	0	1	1	
2 B.J. Upton, R OBP: 0.298, SLG: 0.398																	

Batter	1	2	3	4	5	6	7	8	9	AB	R	H	RBI	BB	SO	LOB	TOP										
2 B.J. Upton, R OBP: 0.309, SLG: 0.418										4	1	2	0	1	0	2											
13 Carl Crawford, L OBP: 0.374, SLG: 0.498										5	1	2	5	0	0	2											
3 Evan Longoria, R OBP: 0.385, SLG: 0.563										5	0	1	0	0	0	2											
16 Willy Aybar, S OBP: 0.277, SLG: 0.427										5	0	1	0	0	1	3											
1 Sean Rodriguez, R OBP: 0.283, SLG: 0.359										5	1	2	0	0	1	3											
18 Ben Zobrist, S OBP: 0.374, SLG: 0.442										4	0	2	0	0	0	0											
19 Gabe Kapler, R OBP: 0.326, SLG: 0.297										2	0	0	0	0	0	1											
28 John Jaso, L OBP: 0.420, SLG: 0.435										1	1	0	0	0	0	2											
23 Carlos Pena, L OBP: 0.296, SLG: 0.346										0	0	0	0	0	0	0											
30 Dioner Navarro, S OBP: 0.288, SLG: 0.247										3	1	1	1	0	0	1											
15 Reid Brignac, L OBP: 0.354, SLG: 0.453										4	2	1	1	0	1	2											
Inning Stats	R: 0 H: 2 E: 0 K: 0 S: 8	H: 2 LOB: 2 BB: 0 P: 15	R: 0 H: 0 E: 0 K: 1 S: 9	H: 0 LOB: 1 BB: 0 P: 11	R: 0 H: 1 E: 0 K: 0 S: 8	H: 1 LOB: 1 BB: 0 P: 14	R: 0 H: 0 E: 0 K: 0 S: 6	H: 0 LOB: 0 BB: 0 P: 8	R: 1 H: 2 E: 1 K: 0 S: 10	H: 2 LOB: 1 BB: 0 P: 14	R: 0 H: 2 E: 0 K: 1 S: 12	H: 2 LOB: 1 BB: 0 P: 18	R: 0 H: 0 E: 0 K: 0 S: 4	H: 0 LOB: 0 BB: 0 P: 5	R: 0 H: 0 E: 0 K: 0 S: 6	H: 0 LOB: 0 BB: 0 P: 9	R: 6 H: 5 E: 0 K: 1 S: 24	H: 5 LOB: 1 BB: 1 P: 38	1B: 8 2B: 4 3B: 0 HR: 1	SF: 0 SAC: 1 DP: 1 HBP: 1	WP: 0 PA: 41 PB: 0 SB: 0 CS: 0						
PITCHER	IP	WLS	BF	H	R	ER	SO	BB	IBB	HBP	BLK	WP	HR	S	P	ERA	WHIP										
28 Shaun Marcum, R ERA: 2.77	8.1	L	36	10	5	4	2	0	0	1	0	0	0	75	112	4.32	1.200										
54 Jason Frasor, R ERA: 5.09	0.0		1	0	0	0	0	1	0	0	0	0	0	2	5	∞	∞										
37 Scott Downs, L ERA: 3.24	0.2		4	2	2	2	1	0	0	0	0	0	1	10	15	27.00	3.000										

Tampa Bay Rays @ Toronto Blue Jays
Rogers Centre, Toronto, ON
Wed Jun 02 2010, 7:09 PM - 10:04 PM EDT
Att. 13,517 - Roof Closed - 68 F

livebaseballscores.com

AB 38
R 7
H 12
RBI 7
BB 1
SO 3
LOB 18

Batter	1	2	3	4	5	6	7	8	9	AB	R	H	RBI	BB	SO	LOB	BOTTOM										
15 Fred Lewis, L OBP: 0.344, SLG: 0.518										4	1	2	0	0	0	2											
2 Aaron Hill, R OBP: 0.286, SLG: 0.369										4	0	1	0	0	0	2											
26 Adam Lind, L OBP: 0.283, SLG: 0.389										3	0	0	0	0	0	1											
10 Vernon Wells, R OBP: 0.355, SLG: 0.603										4	0	1	0	0	1	4											
19 José Bautista, R OBP: 0.370, SLG: 0.584										4	0	1	1	0	1	2											
11 Alex Gonzalez, R OBP: 0.297, SLG: 0.505										4	1	1	0	0	1	1											
35 Lyle Overbay, L OBP: 0.301, SLG: 0.411										4	1	3	1	0	1	0											
14 John Buck, R OBP: 0.310, SLG: 0.538										3	0	2	1	0	1	1											
12 Edwin Encarnación, R OBP: 0.283, SLG: 0.519										3	0	0	0	0	0	3											
Inning Stats	R: 1 H: 2 E: 1 K: 1 S: 18	H: 1 LOB: 0 BB: 0 P: 26	R: 1 H: 1 E: 1 K: 0 S: 16	H: 1 LOB: 0 BB: 0 P: 23	R: 0 H: 0 E: 0 K: 0 S: 6	H: 0 LOB: 0 BB: 0 P: 9	R: 0 H: 1 E: 0 K: 1 S: 5	H: 1 LOB: 0 BB: 0 P: 8	R: 0 H: 2 E: 0 K: 0 S: 9	H: 2 LOB: 1 BB: 0 P: 11	R: 0 H: 1 E: 0 K: 0 S: 3	H: 1 LOB: 1 BB: 0 P: 9	R: 0 H: 1 E: 0 K: 1 S: 10	H: 1 LOB: 0 BB: 0 P: 13	R: 0 H: 1 E: 0 K: 0 S: 8	H: 1 LOB: 0 BB: 0 P: 12	R: 1 H: 2 E: 0 K: 2 S: 12	H: 2 LOB: 1 BB: 0 P: 19	1B: 8 2B: 3 3B: 0 HR: 0	SF: 1 SAC: 0 DP: 3 HBP: 1	WP: 0 PA: 36 PB: 0 SB: 0 CS: 2						
PITCHER	IP	WLS	BF	H	R	ER	SO	BB	IBB	HBP	BLK	WP	HR	S	P	ERA	WHIP										
14 David Price, L ERA: 2.29	8.0	W	30	9	2	0	3	0	0	1	0	0	0	75	111	0.00	1.125										
29 Rafael Soriano, R ERA: 1.61	1.0		5	2	1	1	2	0	0	0	0	0	0	12	19	9.00	2.000										

Tampa Bay Rays @ Toronto Blue Jays
Rogers Centre, Toronto, ON
Wed Jun 02 2010, 7:09 PM - 10:04 PM EDT
Att. 13,517 - Roof Closed - 68 F

livebaseballscores.com

AB 33
R 3
H 11
RBI 3
BB 0
SO 5
LOB 16

Batter	1	2	3	4	5	6	7	8	9	AB	R	H	RBI	BB	SO	LOB	TOP			
2 B.J. Upton, R OBP: 0.311, SLG: 0.411										3	0	0	0	2	2	1	Tampa Bay Rays @ Texas Rangers Rangers Ballpark in Arlington, Arlington, TX Fri Jun 04 2010, 8:07 PM - 11:16 PM EDT Att: 36,245 - Clear - 92 F			
13 Carl Crawford, L OBP: 0.367, SLG: 0.491										5	0	1	2	0	2	3				
3 Evan Longoria, R OBP: 0.361, SLG: 0.569										5	1	1	1	0	1	2				
16 Willy Aybar, S OBP: 0.273, SLG: 0.415										5	1	1	0	0	2	0				
18 Ben Zobrist, S OBP: 0.384, SLG: 0.453										4	2	3	0	0	1	0				
10 Kelly Shoppach, R OBP: 0.462, SLG: 0.400										2	0	1	0	2	1	1				
28 John Jaso, L OBP: 0.425, SLG: 0.435										0	0	0	0	0	0	0				
23 Carlos Pena, L OBP: 0.299, SLG: 0.341										3	1	0	1	2	0	5				
1 Sean Rodriguez, R OBP: 0.287, SLG: 0.362										2	1	1	1	0	0	2				
15 Reid Brignac, L OBP: 0.349, SLG: 0.445										2	0	0	0	0	1	5				
19 Gabe Kapler, R OBP: 0.318, SLG: 0.289										2	0	0	0	0	1	3				
9 Hank Blalock, L OBP: 0.282, SLG: 0.306										2	0	0	1	0	1	2				
Inning Stats	R: 0 E: 0 K: 2 S: 7	H: 0 LOB: 0 BB: 0 P: 12	R: 4 E: 1 K: 1 S: 22	H: 3 LOB: 2 BB: 2 P: 42	R: 0 E: 0 K: 1 S: 8	H: 1 LOB: 0 BB: 0 P: 13	R: 0 E: 0 K: 0 S: 6	H: 1 LOB: 0 BB: 0 P: 8	R: 0 E: 0 K: 1 S: 7	H: 0 LOB: 0 BB: 0 P: 12	R: 1 E: 0 K: 2 S: 17	H: 2 LOB: 2 BB: 1 P: 30	R: 0 E: 0 K: 2 S: 7	H: 0 LOB: 2 BB: 0 P: 13	R: 0 E: 0 K: 2 S: 10	H: 0 LOB: 0 BB: 0 P: 17	1B: 6 2B: 1 3B: 0 HR: 1	SF: 0 SAC: 0 DP: 1 HBP: 2	WP: 1 PB: 0 SB: 0 CS: 0	PA: 43
PITCHER	IP: 5.0 WLS: W BF: 25 ERA: 3.62	H: 6 R: 5 ER: 3 SO: 5	BB: 4 IBB: 0 HBP: 0 BLK: 0	WP: 0 HR: 0 S: 54 P: 102	ERA: 5.40 WHIP: 2.000	IP: 1.0 WLS: S BF: 5 ERA: 2.73	H: 0 R: 0 ER: 0 SO: 2	BB: 0 IBB: 0 HBP: 2 BLK: 0	WP: 0 HR: 0 S: 10 P: 17	ERA: 0.00 WHIP: 0.000										


Batter	1	2	3	4	5	6	7	8	9	AB	R	H	RBI	BB	SO	LOB	BOTTOM			
1 Elvis Andrus, R OBP: 0.395, SLG: 0.343										4	1	1	1	1	2	3	Tampa Bay Rays @ Texas Rangers Rangers Ballpark in Arlington, Arlington, TX Fri Jun 04 2010, 8:07 PM - 11:16 PM EDT Att: 36,245 - Clear - 92 F			
10 Michael Young, R OBP: 0.378, SLG: 0.480										5	1	1	2	0	1	1				
5 Ian Kinsler, R OBP: 0.366, SLG: 0.350										3	1	0	0	0	1	0				
27 Vladimir Guerrero, R OBP: 0.364, SLG: 0.557										4	0	1	3	0	0	0				
32 Josh Hamilton, L OBP: 0.348, SLG: 0.529										4	2	3	1	0	1	0				
7 David Murphy, L OBP: 0.277, SLG: 0.376										4	0	0	0	0	1	2				
12 Justin Smoak, S OBP: 0.329, SLG: 0.384										3	2	3	2	1	0	0				
51 Max Ramirez, R OBP: 0.348, SLG: 0.421										3	1	1	0	0	1	2				
15 Matt Treanor, R OBP: 0.301, SLG: 0.343										0	0	0	0	0	0	0				
20 Julio Borbon, L OBP: 0.268, SLG: 0.292										4	1	3	0	0	0	1				
Inning Stats	R: 0 E: 0 K: 1 S: 9	H: 0 LOB: 0 BB: 0 P: 13	R: 2 E: 0 K: 1 S: 17	H: 4 LOB: 2 BB: 0 P: 27	R: 0 E: 0 K: 1 S: 7	H: 0 LOB: 0 BB: 0 P: 9	R: 7 E: 0 K: 0 S: 16	H: 7 LOB: 1 BB: 0 P: 25	R: 0 E: 0 K: 1 S: 9	H: 1 LOB: 1 BB: 0 P: 14	R: 0 E: 0 K: 2 S: 7	H: 0 LOB: 1 BB: 1 P: 14	R: 0 E: 0 K: 0 S: 5	H: 1 LOB: 0 BB: 1 P: 7	R: 0 E: 0 K: 0 S: 5	H: 0 LOB: 0 BB: 0 P: 7	1B: 8 2B: 3 3B: 0 HR: 2	SF: 0 SAC: 0 DP: 1 HBP: 2	WP: 0 PB: 0 SB: 0 CS: 1	PA: 38
PITCHER	IP: 3.1 WLS: L BF: 20 ERA: 5.05	H: 8 R: 8 ER: 3 SO: 3	BB: 0 IBB: 0 HBP: 1 BLK: 0	WP: 0 HR: 2 S: 43 P: 65	ERA: 21.60 WHIP: 2.700	IP: 2.2 WLS: 11 BF: 3 ERA: 3.51	H: 3 R: 1 ER: 1 SO: 2	BB: 0 IBB: 0 HBP: 1 BLK: 0	WP: 0 HR: 0 S: 21 P: 30	ERA: 3.38 WHIP: 1.125	IP: 0.2 WLS: 3 BF: 0 ERA: 1.4	H: 0 R: 0 ER: 0 SO: 2	BB: 1 IBB: 0 HBP: 0 BLK: 0	WP: 0 HR: 0 S: 6 P: 12	ERA: 0.00 WHIP: 1.500	IP: 1.1 WLS: 4 BF: 1 ERA: 4.5	H: 1 R: 0 ER: 0 SO: 0	BB: 0 IBB: 0 HBP: 0 BLK: 0	WP: 0 HR: 2 S: 6 P: 9	ERA: 0.00 WHIP: 1.500


AB	35
R	6
H	8
RBI	6
BB	6
SO	12
LOB	24



AB	34
R	9
H	13
RBI	9
BB	2
SO	7
LOB	9



Batter	1	2	3	4	5	6	7	8	9	AB	R	H	RBI	BB	SO	LOB	TOP			
28 John Jaso, L (1, 2) OBP: 0.410, SLG: 0.417	E6 FC4-6 13		G4-3		G4-3			G6-3		4	0	0	0	0	0	1	<p>Tampa Bay Rays @ Texas Rangers Rangers Ballpark in Arlington, Arlington, TX Sat Jun 05 2010, 4:12 PM - 6:35 PM EDT Att: 25,793 - Sunny - 98 F</p>			
13 Carl Crawford, L (1, 7) OBP: 0.361, SLG: 0.482	FC4-6 1-2		G6-3				F9	F8		4	0	0	0	0	0	1				
3 Evan Longoria, R (1, 5) OBP: 0.379, SLG: 0.567	K 1-2				G4-3 18 23 2B		K	F9		4	0	1	0	0	2	1				
18 Ben Zobrist, S (1, 9) OBP: 0.381, SLG: 0.449	G1-3				G4-3 2-1			E3 23 G3		4	0	1	0	0	0	2				
23 Carlos Pena, L (1, 3) OBP: 0.293, SLG: 0.333			G3		FC2-5-1 2-3			G3		4	0	0	0	0	0	3				
9 Hank Blalock, L (1, 10) OBP: 0.279, SLG: 0.325					P5 3-1					4	0	1	0	0	0	2				
1 Sean Rodriguez, R (1, 4) OBP: 0.288, SLG: 0.392								F8		3	1	1	1	0	0	0				
15 Reid Brignac, L (1, 6) OBP: 0.348, SLG: 0.443								F7		3	0	1	0	0	1	0				
2 B.J. Upton, R (1, 8) OBP: 0.307, SLG: 0.404			L5					G5-3		3	0	0	0	0	0	1				
Inning Stats	R: 0 H: 0 K: 1 S: 10	H: 0 LOB: 1 BB: 0 P: 15	R: 1 H: 2 K: 1 S: 9	H: 2 LOB: 1 BB: 0 P: 15	R: 0 H: 0 K: 0 S: 7	H: 0 LOB: 0 BB: 0 P: 8	R: 0 H: 1 K: 0 S: 10	H: 1 LOB: 1 BB: 0 P: 18	R: 0 H: 1 K: 1 S: 12	H: 1 LOB: 1 BB: 0 P: 18	R: 0 H: 0 K: 0 S: 6	H: 0 LOB: 0 BB: 0 P: 10	R: 0 H: 0 K: 0 S: 6	H: 0 LOB: 0 BB: 0 P: 10	R: 0 H: 0 K: 0 S: 7	H: 0 LOB: 1 BB: 0 P: 11		1B: 2 2B: 2 3B: 0 HR: 1	SF: 0 SAC: 0 DP: 0 HBP: 0	WP: 0 PB: 0 SB: 2 CS: 1
PITCHER 35 Tommy Hunter, R ERA: 1.0	IP: 9.0 WLS: W BF: 33 H: 5 R: 1 ER: 1 SO: 4 BB: 0 IBB: 0 HBP: 0 BLK: 0 WP: 0 HR: 1 S: 76 P: 117 ERA: 1.00 WHIP: 0.556															PITCHER				

Batter	1	2	3	4	5	6	7	8	9	AB	R	H	RBI	BB	SO	LOB	BOTTOM			
1 Elvis Andrus, R (1, 6) OBP: 0.397, SLG: 0.361	G3 G4-3 10 5 2B				G6-3					4	1	2	2	0	0	3	<p>Tampa Bay Rays @ Texas Rangers Rangers Ballpark in Arlington, Arlington, TX Sat Jun 05 2010, 4:12 PM - 6:35 PM EDT Att: 25,793 - Sunny - 98 F</p>			
10 Michael Young, R (1, 5) OBP: 0.372, SLG: 0.471	G4-3 2-3							G6-3		4	0	0	0	0	1	3				
5 Ian Kinsler, R (1, 4) OBP: 0.370, SLG: 0.350	E5 27 G5-3 32 HR				G6-4-3 27 BB			G5-3		3	1	1	0	1	0	0				
27 Vladimir Guerrero, R (1, 10) OBP: 0.362, SLG: 0.556	G5-3 1-3				G6-4-3 1-2			G6-4-3 1-2		4	0	1	0	0	0	3				
32 Josh Hamilton, L (1, 7) OBP: 0.346, SLG: 0.537										4	1	1	2	0	1	1				
23 Craig Gentry, R (0, 7) OBP: 0.273, SLG: 0.250					G3					0	0	0	0	0	0	0				
7 David Murphy, L (1, 9) OBP: 0.276, SLG: 0.372	G4-3 3-1									4	1	1	0	0	1	0				
12 Justin Smoak, S (1, 3) OBP: 0.333, SLG: 0.383										3	1	1	0	1	1	1				
51 Max Ramirez, R (1, 2) OBP: 0.360, SLG: 0.429										4	1	2	0	0	0	1				
20 Julio Borbon, L (1, 8) OBP: 0.270, SLG: 0.295										2	0	1	1	0	1	2				
Inning Stats	R: 3 H: 2 K: 0 S: 11	H: 2 LOB: 0 BB: 0 P: 15	R: 1 H: 2 K: 2 S: 11	H: 2 LOB: 1 BB: 0 P: 14	R: 0 H: 0 K: 0 S: 6	H: 0 LOB: 0 BB: 1 P: 12	R: 0 H: 1 K: 0 S: 11	H: 1 LOB: 2 BB: 0 P: 20	R: 0 H: 1 K: 1 S: 10	H: 1 LOB: 1 BB: 0 P: 16	R: 2 H: 3 K: 0 S: 13	H: 3 LOB: 1 BB: 0 P: 18	R: 0 H: 1 K: 0 S: 7	H: 1 LOB: 0 BB: 0 P: 11	R: 0 H: 0 K: 1 S: 6	H: 0 LOB: 0 BB: 1 P: 13		1B: 6 2B: 2 3B: 1 HR: 1	SF: 0 SAC: 1 DP: 3 HBP: 0	WP: 2 PB: 0 SB: 0 CS: 0
PITCHER 33 James Shields, R ERA: 3.64 53 Joaquin Benoit, R ERA:	IP: 7.0 WLS: L BF: 32 H: 10 R: 6 ER: 3 SO: 4 BB: 1 IBB: 0 HBP: 0 BLK: 0 WP: 0 HR: 1 S: 69 P: 106 ERA: 3.86 WHIP: 1.571															PITCHER				

Batter	1	2	3	4	5	6	7	8	9	AB	R	H	RBI	BB	SO	LOB	TOP		
28 John Jaso, L (1, 10) OBP: 0.423, SLG: 0.465										5	2	3	5	1	1	1	Tampa Bay Rays @ Texas Rangers Rangers Ballpark in Arlington, Arlington, TX Sun Jun 06 2010, 3:08 PM - 7:12 PM EDT Att: 26,932 - Sunny - 93 F		
13 Carl Crawford, L (1, 7) OBP: 0.352, SLG: 0.469										6	0	0	0	0	1	7			
3 Evan Longoria, R (1, 5) OBP: 0.383, SLG: 0.564										3	0	1	1	1	0	0			
18 Ben Zobrist, S (1, 9) OBP: 0.386, SLG: 0.448										3	0	1	1	2	0	1			
23 Carlos Pena, L (1, 3) OBP: 0.296, SLG: 0.351										5	1	2	1	0	2	4			
10 Kelly Shoppach, R (1, 2) OBP: 0.412, SLG: 0.308										3	0	0	0	1	1	2			
30 Dioner Navarro, S (7, 2) OBP: 0.286, SLG: 0.245										1	0	0	0	0	0	0			
1 Sean Rodriguez, R (1, 4) OBP: 0.284, SLG: 0.382										5	1	1	0	0	3	1			
15 Reid Brignac, L (1, 6) OBP: 0.350, SLG: 0.441										5	2	2	0	0	1	2			
2 B.J. Upton, R (1, 8) OBP: 0.318, SLG: 0.417										4	3	3	1	1	0	0			
Inning Stats	R: 0 H: 0 E: 0 K: 1 S: 11	H: 0 LOB: 1 BB: 1 P: 22	R: 0 H: 0 E: 0 K: 2 S: 12	H: 0 LOB: 1 BB: 1 P: 22	R: 2 H: 1 E: 1 K: 0 S: 8	H: 1 LOB: 0 BB: 0 P: 11	R: 1 H: 1 E: 0 K: 2 S: 22	H: 1 LOB: 0 BB: 0 P: 29	R: 1 H: 2 E: 1 K: 1 S: 17	H: 2 LOB: 2 BB: 1 P: 27	R: 0 H: 1 E: 0 K: 0 S: 10	H: 1 LOB: 1 BB: 1 P: 18	R: 3 H: 4 E: 0 K: 1 S: 22	H: 4 LOB: 2 BB: 0 P: 37	R: 1 H: 2 E: 0 K: 1 S: 16	H: 2 LOB: 2 BB: 1 P: 25	1B: 9 2B: 2 3B: 0 HR: 2	SF: 0 SAC: 0 DP: 1 HBP: 1	WP: 0 PA: 47 PB: 0 SB: 3 CS: 0
PITCHER	IP WLS BF H R ER SO BB IBB HBP BLK WP HR S P ERA WHIP	IP WLS BF H R ER SO BB IBB HBP BLK WP HR S P ERA WHIP	IP WLS BF H R ER SO BB IBB HBP BLK WP HR S P ERA WHIP	IP WLS BF H R ER SO BB IBB HBP BLK WP HR S P ERA WHIP	IP WLS BF H R ER SO BB IBB HBP BLK WP HR S P ERA WHIP	IP WLS BF H R ER SO BB IBB HBP BLK WP HR S P ERA WHIP	IP WLS BF H R ER SO BB IBB HBP BLK WP HR S P ERA WHIP	IP WLS BF H R ER SO BB IBB HBP BLK WP HR S P ERA WHIP	IP WLS BF H R ER SO BB IBB HBP BLK WP HR S P ERA WHIP	IP WLS BF H R ER SO BB IBB HBP BLK WP HR S P ERA WHIP	IP WLS BF H R ER SO BB IBB HBP BLK WP HR S P ERA WHIP	IP WLS BF H R ER SO BB IBB HBP BLK WP HR S P ERA WHIP	IP WLS BF H R ER SO BB IBB HBP BLK WP HR S P ERA WHIP	IP WLS BF H R ER SO BB IBB HBP BLK WP HR S P ERA WHIP	IP WLS BF H R ER SO BB IBB HBP BLK WP HR S P ERA WHIP	IP WLS BF H R ER SO BB IBB HBP BLK WP HR S P ERA WHIP	IP WLS BF H R ER SO BB IBB HBP BLK WP HR S P ERA WHIP	IP WLS BF H R ER SO BB IBB HBP BLK WP HR S P ERA WHIP	IP WLS BF H R ER SO BB IBB HBP BLK WP HR S P ERA WHIP

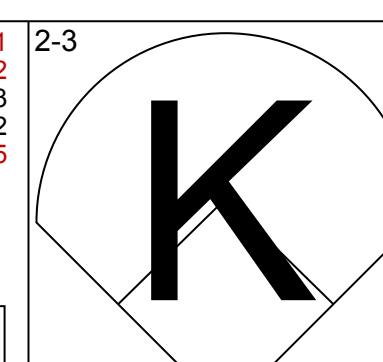
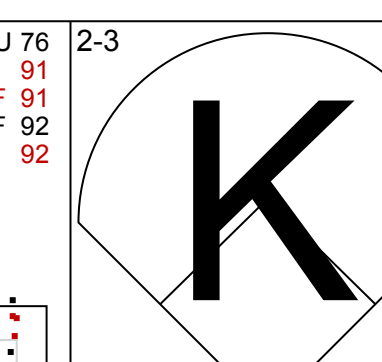
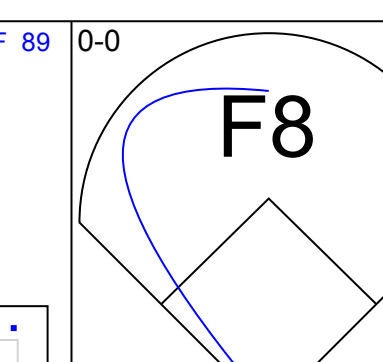
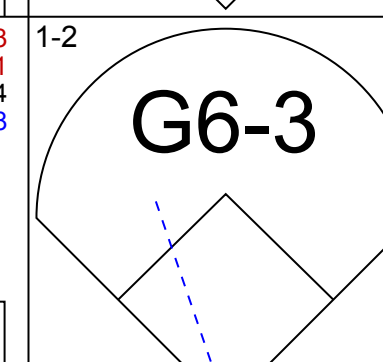
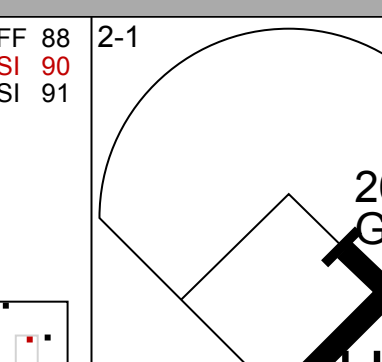
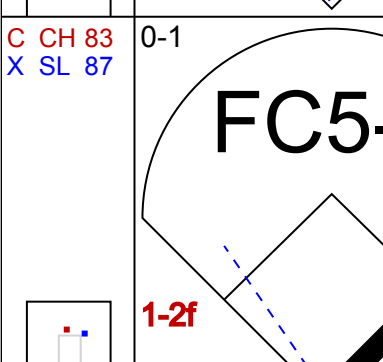
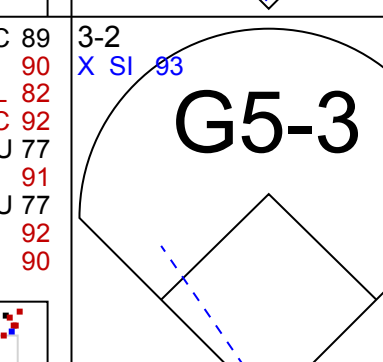
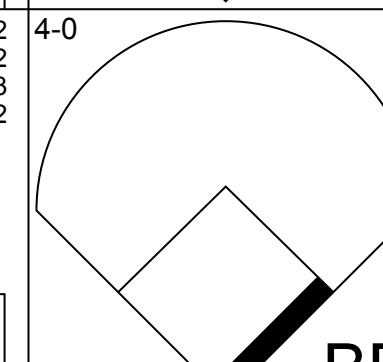
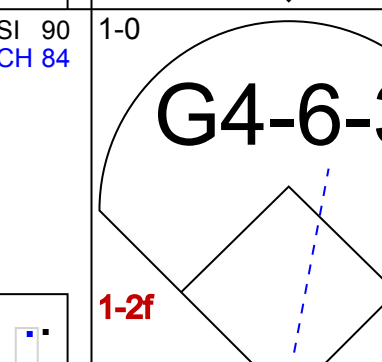
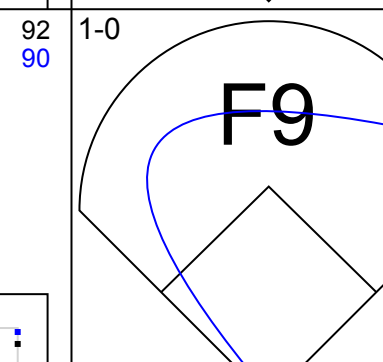
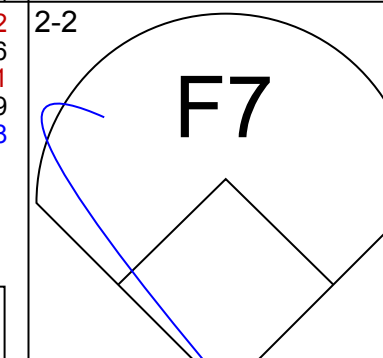
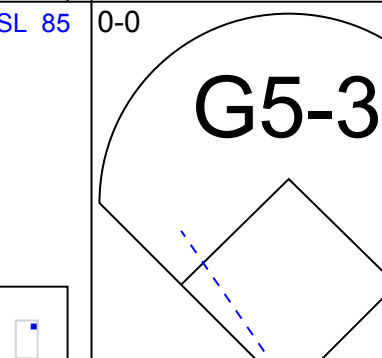
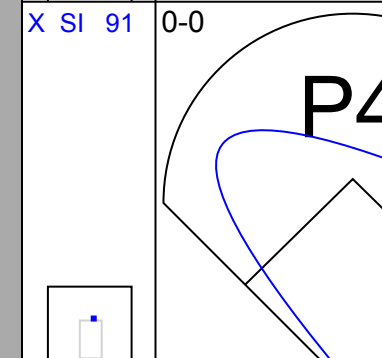
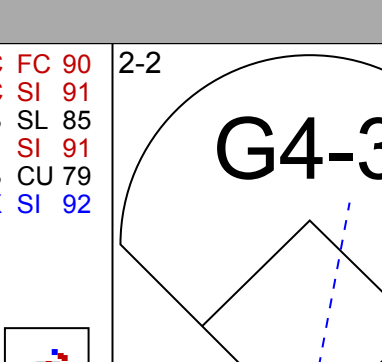
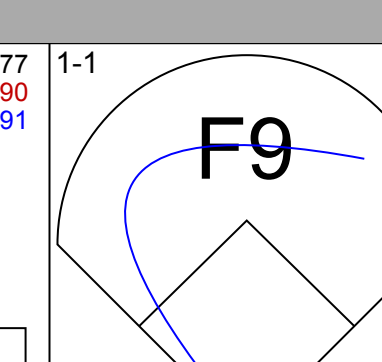
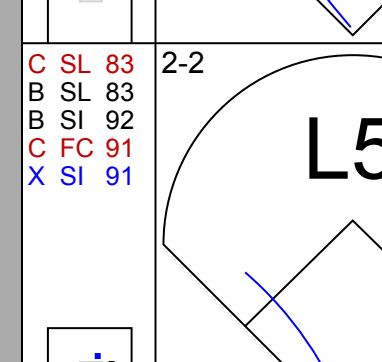
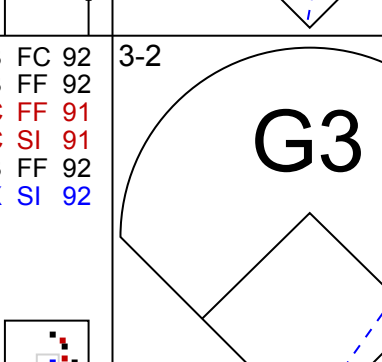
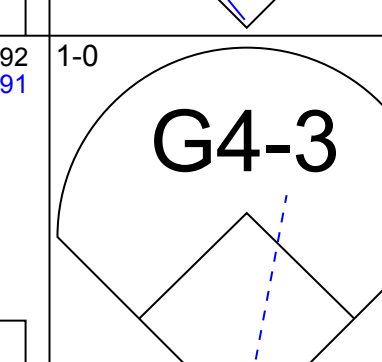
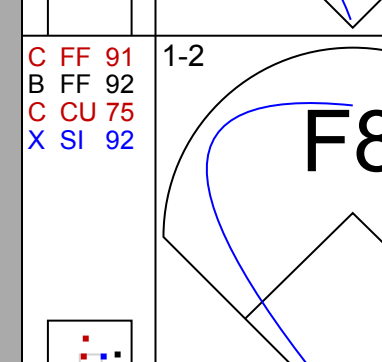

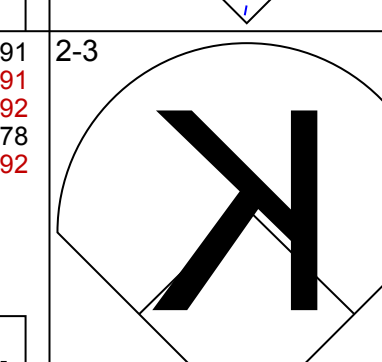
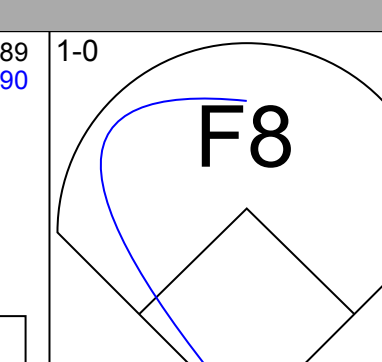
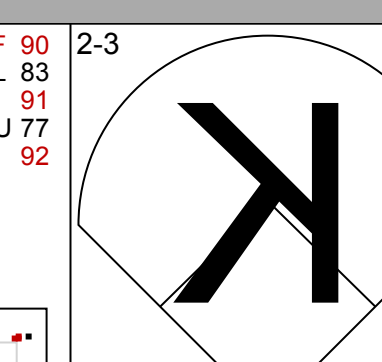
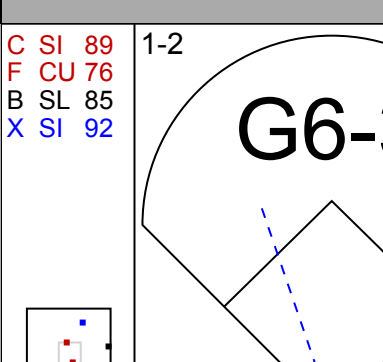
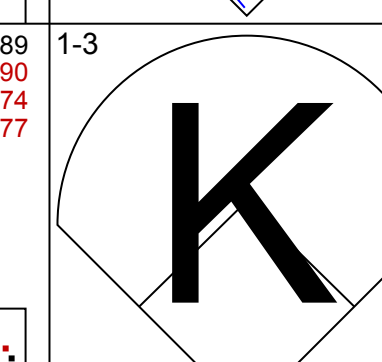
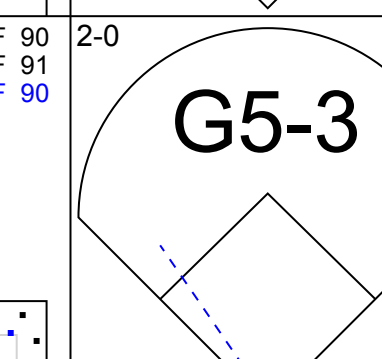
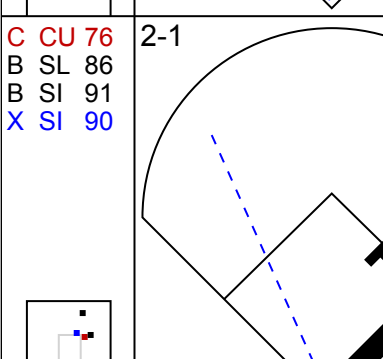
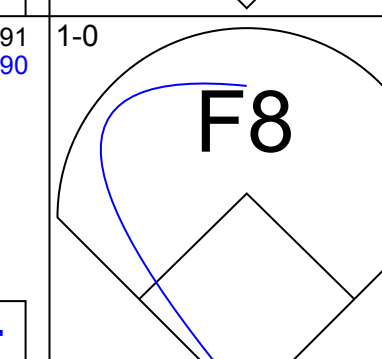
AB	40
R	9
H	13
RBI	9
BB	6
SO	9
LOB	18

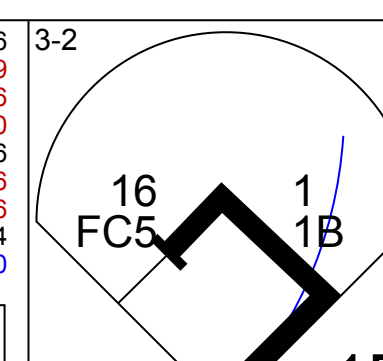
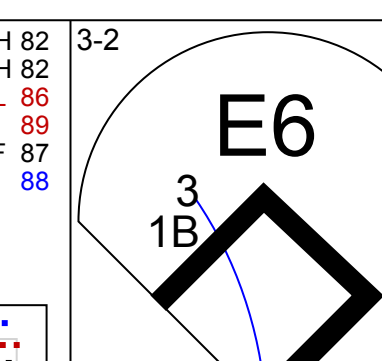
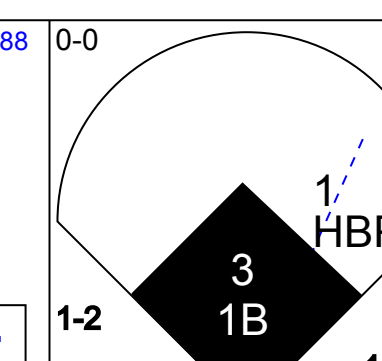
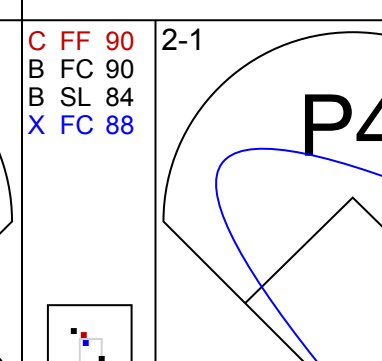
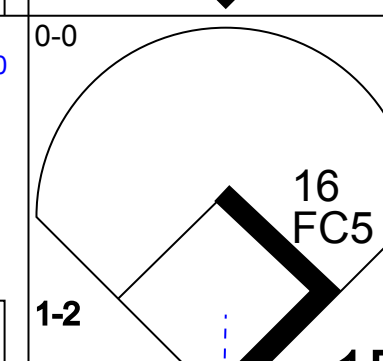
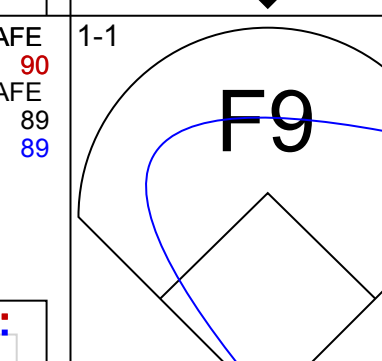
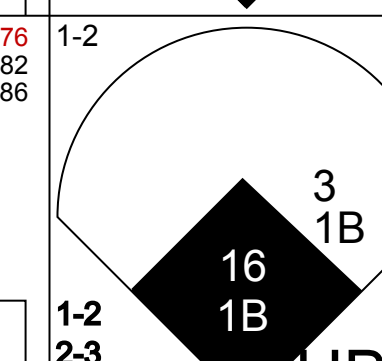
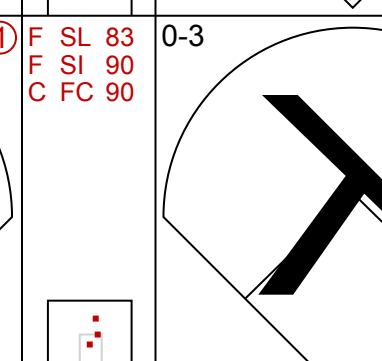
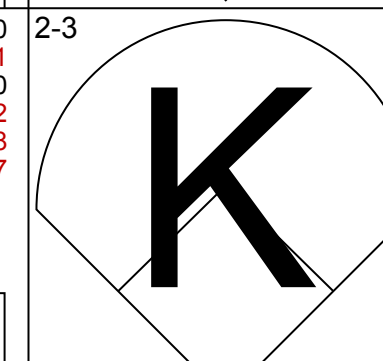
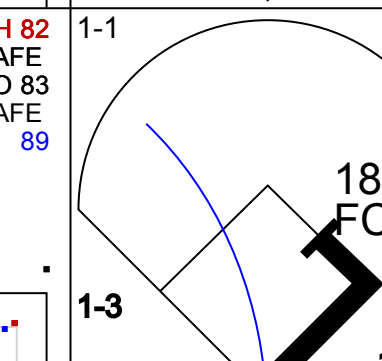
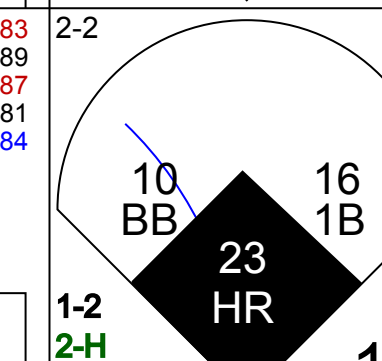
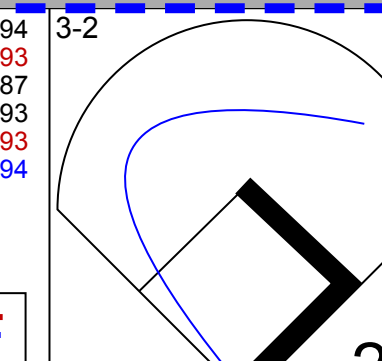
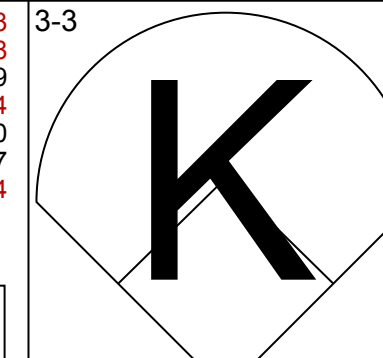
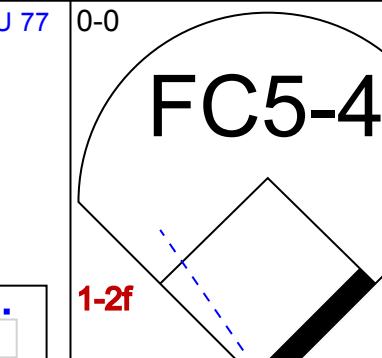
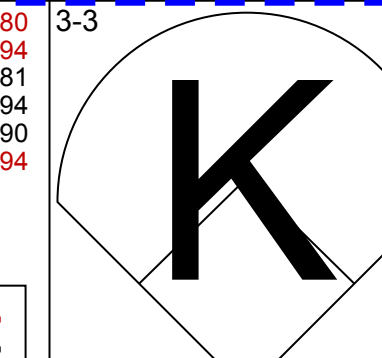
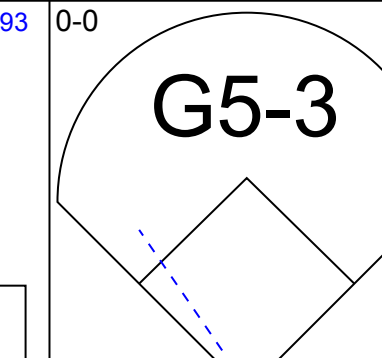
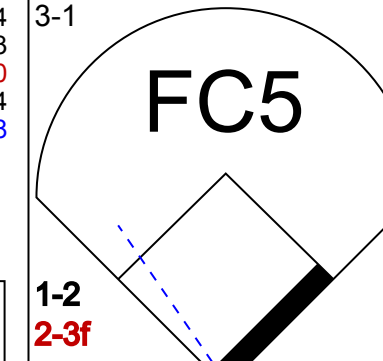
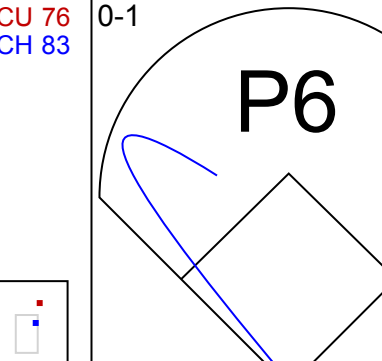
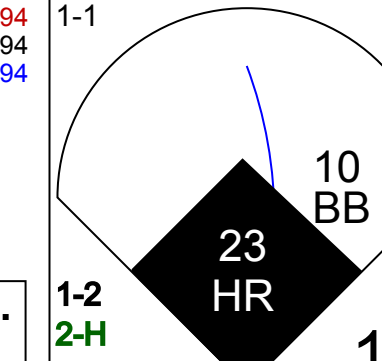
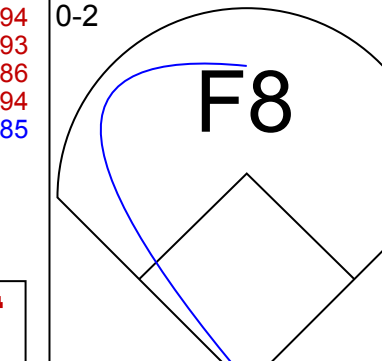
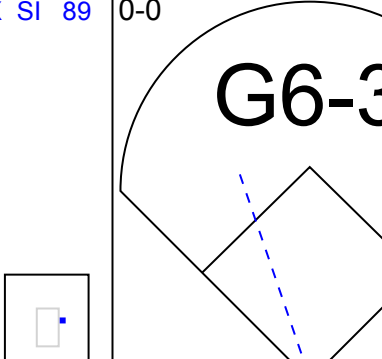
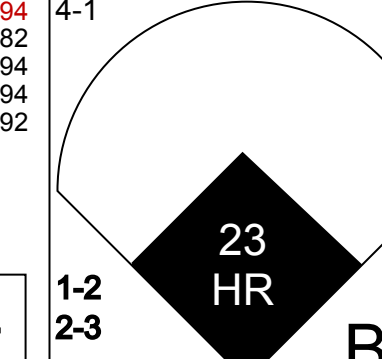

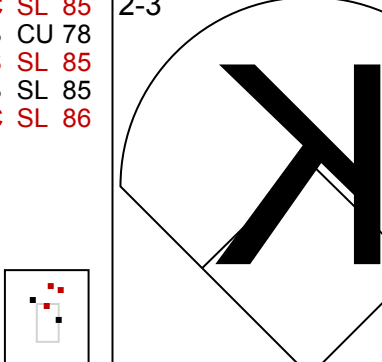
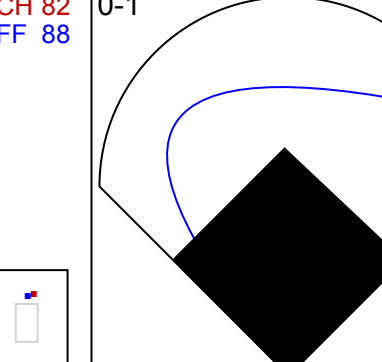
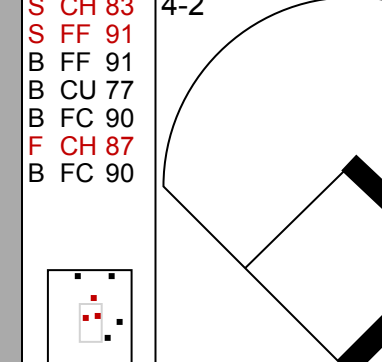
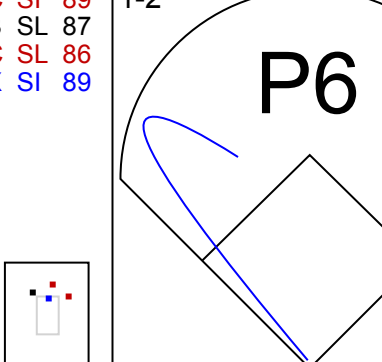
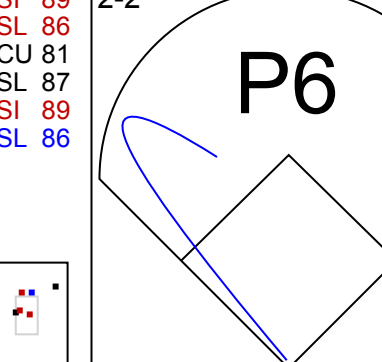
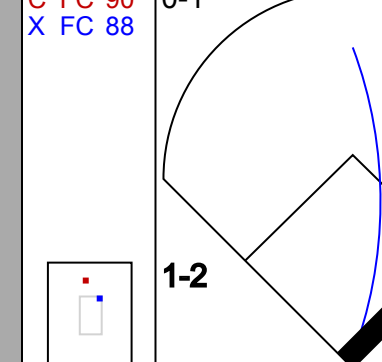
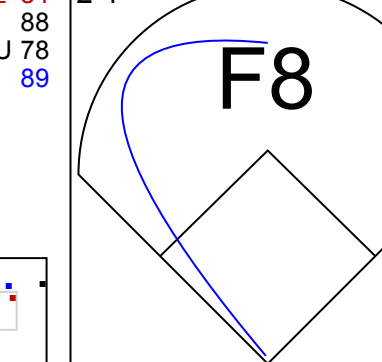
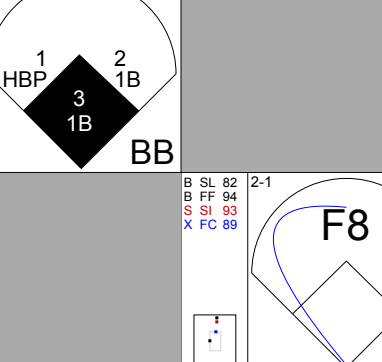
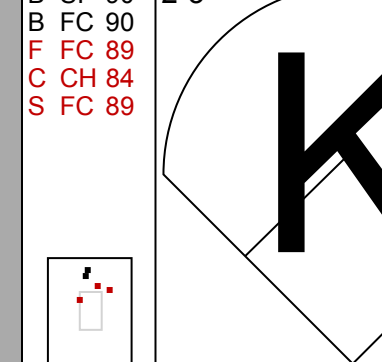


Batter	1	2	3	4	5	6	7	8	9	AB	R	H	RBI	BB	SO	LOB	BOTTOM				
1 Elvis Andrus, R (1, 6) OBP: 0.392, SLG: 0.357										5	0	1	0	0	1	1	Tampa Bay Rays @ Texas Rangers Rangers Ballpark in Arlington, Arlington, TX Sun Jun 06 2010, 3:08 PM - 7:12 PM EDT Att: 26,932 - Sunny - 93 F				
10 Michael Young, R (1, 5) OBP: 0.369, SLG: 0.465										5	0	1	0	0	2	2					
5 Ian Kinsler, R (1, 4) OBP: 0.373, SLG: 0.349										3	1	1	0	1	1	1					
27 Vladimir Guerrero, R (1, 10) OBP: 0.364, SLG: 0.560										4	1	2	0	0	1	1					
7 David Murphy, L (1, 9) OBP: 0.269, SLG: 0.362										4	0	0	1	0	1	2					
12 Justin Smoak, S (1, 3) OBP: 0.331, SLG: 0.379										4	1	1	1	0	2	1					
15 Matt Treanor, R (1, 2) OBP: 0.323, SLG: 0.409										2	2	2	2	1	0	0					
23 Craig Gentry, R (1, 7) OBP: 0.250, SLG: 0.227										2	0	0	0	0	1	2					
32 Josh Hamilton, L (6, PH) OBP: 0.348, SLG: 0.537										2	0	1	1	0	1	0					
20 Julio Borbon, L (1, 8) OBP: 0.270, SLG: 0.294										4	0	1	0	0	1	2					
Inning Stats	R: 0 H: 1 E: 0 K: 1 S: 13	H: 1 LOB: 0 BB: 0 P: 21	R: 1 H: 1 E: 0 K: 2 S: 12	H: 1 LOB: 0 BB: 0 P: 18	R: 0 H: 1 E: 0 K: 1 S: 7	H: 1 LOB: 0 BB: 0 P: 9	R: 1 H: 1 E: 0 K: 0 S: 15	H: 1 LOB: 2 BB: 2 P: 28	R: 0 H: 0 E: 0 K: 0 S: 11	H: 0 LOB: 0 BB: 0 P: 17	R: 2 H: 3 E: 0 K: 0 S: 17	H: 3 LOB: 2 BB: 0 P: 32	R: 0 H: 1 E: 0 K: 1 S: 9	H: 1 LOB: 1 BB: 0 P: 17	R: 0 H: 0 E: 0 K: 3 S: 11	H: 0 LOB: 0 BB: 0 P: 15	R: 1 H: 2 E: 0 K: 3 S: 18	H: 2 LOB: 1 BB: 0 P: 26	1B: 7 2B: 2 3B: 0 HR: 2	SF: 0 SAC: 0 DP: 1 HBP: 1	WP: 1 PA: 38 PB: 0 SB: 0 CS: 2
PITCHER	IP WLS BF H R ER SO BB IBB HBP BLK WP HR S P ERA WHIP	IP WLS BF H R ER SO BB IBB HBP BLK WP HR S P ERA WHIP	IP WLS BF H R ER SO BB IBB HBP BLK WP HR S P ERA WHIP	IP WLS BF H R ER SO BB IBB HBP BLK WP HR S P ERA WHIP	IP WLS BF H R ER SO BB IBB HBP BLK WP HR S P ERA WHIP	IP WLS BF H R ER SO BB IBB HBP BLK WP HR S P ERA WHIP	IP WLS BF H R ER SO BB IBB HBP BLK WP HR S P ERA WHIP	IP WLS BF H R ER SO BB IBB HBP BLK WP HR S P ERA WHIP	IP WLS BF H R ER SO BB IBB HBP BLK WP HR S P ERA WHIP	IP WLS BF H R ER SO BB IBB HBP BLK WP HR S P ERA WHIP	IP WLS BF H R ER SO BB IBB HBP BLK WP HR S P ERA WHIP	IP WLS BF H R ER SO BB IBB HBP BLK WP HR S P ERA WHIP	IP WLS BF H R ER SO BB IBB HBP BLK WP HR S P ERA WHIP	IP WLS BF H R ER SO BB IBB HBP BLK WP HR S P ERA WHIP	IP WLS BF H R ER SO BB IBB HBP BLK WP HR S P ERA WHIP	IP WLS BF H R ER SO BB IBB HBP BLK WP HR S P ERA WHIP	IP WLS BF H R ER SO BB IBB HBP BLK WP HR S P ERA WHIP	IP WLS BF H R ER SO BB IBB HBP BLK WP HR S P ERA WHIP	IP WLS BF H R ER SO BB IBB HBP BLK WP HR S P ERA WHIP		

AB	35
R	5
H	10
RBI	5
BB	2
SO	11
LOB	12



Batter	1	2	3	4	5	6	7	8	9	AB	R	H	RBI	BB	SO	LOB	TOP					
15 Fred Lewis, L OBP: 0.318, SLG: 0.473										4	0	0	0	0	2	1	Toronto Blue Jays @ Tampa Bay Rays Tropicana Field, St. Petersburg, FL Tue Jun 08 2010, 7:12 PM - 10:04 PM EDT Att: 12,937 - Dome - 72 F					
2 Aaron Hill, R OBP: 0.285, SLG: 0.349										3	0	0	0	0	0	1						
26 Adam Lind, L OBP: 0.282, SLG: 0.369										3	0	1	0	1	0	1						
10 Vernon Wells, R OBP: 0.351, SLG: 0.604										3	0	0	0	0	0	2						
19 José Bautista, R OBP: 0.372, SLG: 0.596										3	0	0	0	0	0	1						
35 Lyle Overbay, L OBP: 0.298, SLG: 0.401										3	0	0	0	0	0	1						
14 John Buck, R OBP: 0.288, SLG: 0.500										3	0	0	0	0	2	0						
12 Edwin Encarnación, R OBP: 0.308, SLG: 0.545										3	0	0	0	0	2	0						
18 Mike McCoy, R OBP: 0.265, SLG: 0.267										3	0	1	0	0	0	0						
Inning Stats	R: 0 H: 0 E: 0 K: 1 S: 9	H: 0 LOB: 1 BB: 1 P: 18	R: 0 H: 0 E: 0 K: 1 S: 11	H: 0 LOB: 0 BB: 0 P: 18	R: 0 H: 0 E: 0 K: 2 S: 7	H: 0 LOB: 0 BB: 0 P: 13	R: 0 H: 0 E: 0 K: 0 S: 3	H: 0 LOB: 0 BB: 0 P: 6	R: 0 H: 0 E: 0 K: 1 S: 6	H: 0 LOB: 0 BB: 0 P: 10	R: 0 H: 1 E: 0 K: 0 S: 9	H: 1 LOB: 1 BB: 0 P: 14	R: 0 H: 1 E: 0 K: 0 S: 10	H: 0 LOB: 0 BB: 0 P: 14	R: 0 H: 0 E: 0 K: 1 S: 5	H: 0 LOB: 0 BB: 0 P: 8	R: 0 H: 0 E: 0 K: 0 S: 9	H: 0 LOB: 0 BB: 0 P: 13	1B: 2 2B: 0 3B: 0 HR: 0	SF: 0 SAC: 0 DP: 1 HBP: 1	WP: 0 PB: 0 SB: 0 CS: 0	PA: 30
PITCHER 34 Jeff Niemann, R ERA: 2.48	IP: 9.0 WLS: W BF: 30	H: 2 R: 0 ER: 0 SO: 6	BB: 1 IBB: 0 HBP: 1 BLK: 0	WP: 0 HR: 0 S: 69 P: 114	ERA: 0.00 WHIP: 0.333	PITCHER											IP: 9.0 WLS: W BF: 30	H: 2 R: 0 ER: 0 SO: 6	BB: 1 IBB: 0 HBP: 1 BLK: 0	WP: 0 HR: 0 S: 69 P: 114	ERA: 0.00 WHIP: 0.333	

Batter	1	2	3	4	5	6	7	8	9	AB	R	H	RBI	BB	SO	LOB	BOTTOM				
2 B.J. Upton, R OBP: 0.324, SLG: 0.418										4	2	2	0	1	0	2	Toronto Blue Jays @ Tampa Bay Rays Tropicana Field, St. Petersburg, FL Tue Jun 08 2010, 7:12 PM - 10:04 PM EDT Att: 12,937 - Dome - 72 F				
1 Sean Rodríguez, R OBP: 0.289, SLG: 0.377										4	1	1	0	0	1	4					
3 Evan Longoria, R OBP: 0.387, SLG: 0.570										5	1	3	2	0	1	3					
18 Ben Zobrist, S OBP: 0.382, SLG: 0.442										5	0	1	0	0	2	7					
16 Willy Aybar, S OBP: 0.279, SLG: 0.414										5	1	2	2	0	0	3					
10 Kelly Shoppach, R OBP: 0.384, SLG: 0.235										4	1	0	0	1	2	3					
23 Carlos Peña, L OBP: 0.303, SLG: 0.386										3	2	2	5	1	1	0					
19 Gabe Kapler, R OBP: 0.315, SLG: 0.288										4	0	1	0	0	0	0					
15 Reid Brignac, L OBP: 0.348, SLG: 0.431										3	1	0	0	1	1	2					
Inning Stats	R: 0 H: 2 E: 0 K: 2 S: 17	H: 0 LOB: 2 BB: 0 P: 28	R: 0 H: 1 E: 1 K: 0 S: 11	H: 0 LOB: 2 BB: 0 P: 17	R: 1 H: 1 E: 0 K: 0 S: 9	H: 1 LOB: 0 BB: 0 P: 12	R: 7 H: 4 E: 0 K: 1 S: 18	H: 4 LOB: 0 BB: 2 P: 36	R: 1 H: 2 E: 0 K: 1 S: 16	H: 2 LOB: 2 BB: 1 P: 27	R: 0 H: 1 E: 0 K: 2 S: 13	H: 1 LOB: 1 BB: 0 P: 21	R: 0 H: 1 E: 0 K: 1 S: 12	H: 1 LOB: 1 BB: 0 P: 16	R: 0 H: 0 E: 0 K: 1 S: 12	H: 0 LOB: 0 BB: 0 P: 16	1B: 9 2B: 1 3B: 0 HR: 2	SF: 0 SAC: 0 DP: 0 HBP: 1	WP: 0 PB: 0 SB: 0 CS: 0	PA: 42	
PITCHER 56 Brian Tallet, L ERA: 5.6	IP: 4.0 WLS: L	H: 6 R: 5 ER: 5 SO: 3	BB: 1 IBB: 0 HBP: 0 BLK: 0	WP: 0 HR: 1 S: 50 P: 80	ERA: 11.25 WHIP: 1.750	PITCHER											IP: 4.0 WLS: L	H: 6 R: 5 ER: 5 SO: 3	BB: 1 IBB: 0 HBP: 0 BLK: 0	WP: 0 HR: 1 S: 50 P: 80	ERA: 11.25 WHIP: 1.750
50 Rommie Lewis, L ERA: 4.91	IP: 1.2	H: 4 R: 4 ER: 4 SO: 1	BB: 2 IBB: 0 HBP: 0 BLK: 0	WP: 0 HR: 0 S: 25 P: 45	ERA: 21.60 WHIP: 3.600	PITCHER											IP: 1.2	H: 4 R: 4 ER: 4 SO: 1	BB: 2 IBB: 0 HBP: 0 BLK: 0	WP: 0 HR: 0 S: 25 P: 45	ERA: 21.60 WHIP: 3.600
44 Casey Janssen, R ERA: 4.32	IP: 1.1	H: 1 R: 0 ER: 0 SO: 3	BB: 1 IBB: 0 HBP: 0 BLK: 0	WP: 0 HR: 0 S: 16 P: 26	ERA: 0.00 WHIP: 1.500	PITCHER											IP: 1.1	H: 1 R: 0 ER: 0 SO: 3	BB: 1 IBB: 0 HBP: 0 BLK: 0	WP: 0 HR: 0 S: 16 P: 26	ERA: 0.00 WHIP: 1.500
25 David Purcey, L ERA:	IP: 1.0	H: 1 R: 0 ER: 0 SO: 1	BB: 0 IBB: 0 HBP: 0 BLK: 0	WP: 0 HR: 0 S: 12 P: 16	ERA: 0.00 WHIP: 1.000	PITCHER											IP: 1.0	H: 1 R: 0 ER: 0 SO: 1	BB: 0 IBB: 0 HBP: 0 BLK: 0	WP: 0 HR: 0 S: 12 P: 16	ERA: 0.00 WHIP: 1.000

AB	28
R	0
H	2
RBI	0
BB	1
SO	6
LOB	7



AB	37
R	9
H	12
RBI	9
BB	4
SO	8
LOB	24



Batter	1	2	3	4	5	6	7	8	9	AB	R	H	RBI	BB	SO	LOB	TOP									
8 Chris Coghlan, L (1,7) OBP: 0.335, SLG: 0.396										4	2	2	0	0	1	1										
15 Gaby Sanchez, R (1,3) OBP: 0.357, SLG: 0.458										3	0	1	0	1	1	0										
2 Hanley Ramirez, R (1,6) OBP: 0.364, SLG: 0.472										4	1	2	1	0	0	2										
3 Jorge Cantu, R (1,10) OBP: 0.335, SLG: 0.464										4	0	1	0	0	0	2										
6 Dan Uggla, R (1,4) OBP: 0.354, SLG: 0.507										4	1	2	0	0	1	2										
12 Cody Ross, R (1,8) OBP: 0.348, SLG: 0.454										4	0	1	0	0	1	3										
27 Giancarlo Stanton, R (1,9) OBP: 0.333, SLG: 0.471										3	0	0	0	1	1	2										
18 Wes Helms, R (1,5) OBP: 0.338, SLG: 0.432										4	1	1	2	0	3	2										
29 Ronny Paulino, R (1,2) OBP: 0.325, SLG: 0.420										4	0	0	0	0	2	1										
Inning Stats	R: 1 E: 0 K: 2 S: 13	H: 2 LOB: 2 BB: 1 P: 26	R: 0 E: 0 K: 3 S: 12	H: 0 LOB: 1 BB: 1 P: 21	R: 0 E: 0 K: 0 S: 10	H: 1 LOB: 0 BB: 0 P: 16	R: 2 E: 0 K: 2 S: 13	H: 3 LOB: 0 BB: 0 P: 18	R: 1 E: 0 K: 0 S: 10	H: 2 LOB: 0 BB: 0 P: 13	R: 0 E: 0 K: 1 S: 9	H: 1 LOB: 1 BB: 0 P: 13	R: 0 E: 0 K: 1 S: 6	H: 0 LOB: 0 BB: 0 P: 7	R: 1 E: 0 K: 0 S: 9	H: 1 LOB: 0 BB: 0 P: 15	R: 0 E: 0 K: 1 S: 6	H: 0 LOB: 0 BB: 0 P: 9	1B: 5 2B: 3 3B: 2 HR: 1	SF: 0 SAC: 0 DP: 2 HBP: 0	WP: 1 PB: 0 SB: 1 CS: 0	PA: 36				
PITCHER	IP WLS BF H R ER SO BB IBB HBP BLK WP HR S P ERA WHIP	IP WLS BF H R ER SO BB IBB HBP BLK WP HR S P ERA WHIP	IP WLS BF H R ER SO BB IBB HBP BLK WP HR S P ERA WHIP	IP WLS BF H R ER SO BB IBB HBP BLK WP HR S P ERA WHIP	IP WLS BF H R ER SO BB IBB HBP BLK WP HR S P ERA WHIP	IP WLS BF H R ER SO BB IBB HBP BLK WP HR S P ERA WHIP	IP WLS BF H R ER SO BB IBB HBP BLK WP HR S P ERA WHIP	IP WLS BF H R ER SO BB IBB HBP BLK WP HR S P ERA WHIP	IP WLS BF H R ER SO BB IBB HBP BLK WP HR S P ERA WHIP	IP WLS BF H R ER SO BB IBB HBP BLK WP HR S P ERA WHIP	IP WLS BF H R ER SO BB IBB HBP BLK WP HR S P ERA WHIP	IP WLS BF H R ER SO BB IBB HBP BLK WP HR S P ERA WHIP	IP WLS BF H R ER SO BB IBB HBP BLK WP HR S P ERA WHIP	IP WLS BF H R ER SO BB IBB HBP BLK WP HR S P ERA WHIP	IP WLS BF H R ER SO BB IBB HBP BLK WP HR S P ERA WHIP	IP WLS BF H R ER SO BB IBB HBP BLK WP HR S P ERA WHIP	IP WLS BF H R ER SO BB IBB HBP BLK WP HR S P ERA WHIP	IP WLS BF H R ER SO BB IBB HBP BLK WP HR S P ERA WHIP	IP WLS BF H R ER SO BB IBB HBP BLK WP HR S P ERA WHIP	IP WLS BF H R ER SO BB IBB HBP BLK WP HR S P ERA WHIP	IP WLS BF H R ER SO BB IBB HBP BLK WP HR S P ERA WHIP	IP WLS BF H R ER SO BB IBB HBP BLK WP HR S P ERA WHIP	IP WLS BF H R ER SO BB IBB HBP BLK WP HR S P ERA WHIP	IP WLS BF H R ER SO BB IBB HBP BLK WP HR S P ERA WHIP		
22 Matt Garza, R (1,1) ERA: 3.5	5.2 W 25 9 4 4 7 2 0 0 0 1 1 64 102 6.35 1.941	5.2 W 25 9 4 4 7 2 0 0 0 1 1 64 102 6.35 1.941	5.2 W 25 9 4 4 7 2 0 0 0 1 1 64 102 6.35 1.941	5.2 W 25 9 4 4 7 2 0 0 0 1 1 64 102 6.35 1.941	5.2 W 25 9 4 4 7 2 0 0 0 1 1 64 102 6.35 1.941	5.2 W 25 9 4 4 7 2 0 0 0 1 1 64 102 6.35 1.941	5.2 W 25 9 4 4 7 2 0 0 0 1 1 64 102 6.35 1.941	5.2 W 25 9 4 4 7 2 0 0 0 1 1 64 102 6.35 1.941	5.2 W 25 9 4 4 7 2 0 0 0 1 1 64 102 6.35 1.941	5.2 W 25 9 4 4 7 2 0 0 0 1 1 64 102 6.35 1.941	5.2 W 25 9 4 4 7 2 0 0 0 1 1 64 102 6.35 1.941	5.2 W 25 9 4 4 7 2 0 0 0 1 1 64 102 6.35 1.941	5.2 W 25 9 4 4 7 2 0 0 0 1 1 64 102 6.35 1.941	5.2 W 25 9 4 4 7 2 0 0 0 1 1 64 102 6.35 1.941	5.2 W 25 9 4 4 7 2 0 0 0 1 1 64 102 6.35 1.941	5.2 W 25 9 4 4 7 2 0 0 0 1 1 64 102 6.35 1.941	5.2 W 25 9 4 4 7 2 0 0 0 1 1 64 102 6.35 1.941	5.2 W 25 9 4 4 7 2 0 0 0 1 1 64 102 6.35 1.941	5.2 W 25 9 4 4 7 2 0 0 0 1 1 64 102 6.35 1.941	5.2 W 25 9 4 4 7 2 0 0 0 1 1 64 102 6.35 1.941	5.2 W 25 9 4 4 7 2 0 0 0 1 1 64 102 6.35 1.941	5.2 W 25 9 4 4 7 2 0 0 0 1 1 64 102 6.35 1.941	5.2 W 25 9 4 4 7 2 0 0 0 1 1 64 102 6.35 1.941	5.2 W 25 9 4 4 7 2 0 0 0 1 1 64 102 6.35 1.941		
50 Grant Balfour, R (6,1) ERA: 1.98	2.0 H 7 1 1 1 2 0 0 0 1 0 0 17 25 4.50 0.500	2.0 H 7 1 1 1 2 0 0 0 1 0 0 17 25 4.50 0.500	2.0 H 7 1 1 1 2 0 0 0 1 0 0 17 25 4.50 0.500	2.0 H 7 1 1 1 2 0 0 0 1 0 0 17 25 4.50 0.500	2.0 H 7 1 1 1 2 0 0 0 1 0 0 17 25 4.50 0.500	2.0 H 7 1 1 1 2 0 0 0 1 0 0 17 25 4.50 0.500	2.0 H 7 1 1 1 2 0 0 0 1 0 0 17 25 4.50 0.500	2.0 H 7 1 1 1 2 0 0 0 1 0 0 17 25 4.50 0.500	2.0 H 7 1 1 1 2 0 0 0 1 0 0 17 25 4.50 0.500	2.0 H 7 1 1 1 2 0 0 0 1 0 0 17 25 4.50 0.500	2.0 H 7 1 1 1 2 0 0 0 1 0 0 17 25 4.50 0.500	2.0 H 7 1 1 1 2 0 0 0 1 0 0 17 25 4.50 0.500	2.0 H 7 1 1 1 2 0 0 0 1 0 0 17 25 4.50 0.500	2.0 H 7 1 1 1 2 0 0 0 1 0 0 17 25 4.50 0.500	2.0 H 7 1 1 1 2 0 0 0 1 0 0 17 25 4.50 0.500	2.0 H 7 1 1 1 2 0 0 0 1 0 0 17 25 4.50 0.500	2.0 H 7 1 1 1 2 0 0 0 1 0 0 17 25 4.50 0.500	2.0 H 7 1 1 1 2 0 0 0 1 0 0 17 25 4.50 0.500	2.0 H 7 1 1 1 2 0 0 0 1 0 0 17 25 4.50 0.500	2.0 H 7 1 1 1 2 0 0 0 1 0 0 17 25 4.50 0.500	2.0 H 7 1 1 1 2 0 0 0 1 0 0 17 25 4.50 0.500	2.0 H 7 1 1 1 2 0 0 0 1 0 0 17 25 4.50 0.500	2.0 H 7 1 1 1 2 0 0 0 1 0 0 17 25 4.50 0.500	2.0 H 7 1 1 1 2 0 0 0 1 0 0 17 25 4.50 0.500		
53 Joaquin Benoit, R (8,1) ERA: 0.63	0.1 H 1 0 0 0 0 0 0 0 0 0 0 1 2 0.00 0.000	0.1 H 1 0 0 0 0 0 0 0 0 0 0 1 2 0.00 0.000	0.1 H 1 0 0 0 0 0 0 0 0 0 0 1 2 0.00 0.000	0.1 H 1 0 0 0 0 0 0 0 0 0 0 1 2 0.00 0.000	0.1 H 1 0 0 0 0 0 0 0 0 0 0 1 2 0.00 0.000	0.1 H 1 0 0 0 0 0 0 0 0 0 0 1 2 0.00 0.000	0.1 H 1 0 0 0 0 0 0 0 0 0 0 1 2 0.00 0.000	0.1 H 1 0 0 0 0 0 0 0 0 0 0 1 2 0.00 0.000	0.1 H 1 0 0 0 0 0 0 0 0 0 0 1 2 0.00 0.000	0.1 H 1 0 0 0 0 0 0 0 0 0 0 1 2 0.00 0.000	0.1 H 1 0 0 0 0 0 0 0 0 0 0 1 2 0.00 0.000	0.1 H 1 0 0 0 0 0 0 0 0 0 0 1 2 0.00 0.000	0.1 H 1 0 0 0 0 0 0 0 0 0 0 1 2 0.00 0.000	0.1 H 1 0 0 0 0 0 0 0 0 0 0 1 2 0.00 0.000	0.1 H 1 0 0 0 0 0 0 0 0 0 0 1 2 0.00 0.000	0.1 H 1 0 0 0 0 0 0 0 0 0 0 1 2 0.00 0.000	0.1 H 1 0 0 0 0 0 0 0 0 0 0 1 2 0.00 0.000	0.1 H 1 0 0 0 0 0 0 0 0 0 0 1 2 0.00 0.000	0.1 H 1 0 0 0 0 0 0 0 0 0 0 1 2 0.00 0.000	0.1 H 1 0 0 0 0 0 0 0 0 0 0 1 2 0.00 0.000	0.1 H 1 0 0 0 0 0 0 0 0 0 0 1 2 0.00 0.000	0.1 H 1 0 0 0 0 0 0 0 0 0 0 1 2 0.00 0.000	0.1 H 1 0 0 0 0 0 0 0 0 0 0 1 2 0.00 0.000	0.1 H 1 0 0 0 0 0 0 0 0 0 0 1 2 0.00 0.000	0.1 H 1 0 0 0 0 0 0 0 0 0 0 1 2 0.00 0.000	0.1 H 1 0 0 0 0 0 0 0 0 0 0 1 2 0.00 0.000
29 Rafael Soriano, R (9,1) ERA: 1.52	1.0 S 3 0 0 0 1 0 0 0 0 0 0 6 9 0.00 0.000	1.0 S 3 0 0 0 1 0 0 0 0 0 0 6 9 0.00 0.000	1.0 S 3 0 0 0 1 0 0 0 0 0 0 6 9 0.00 0.000	1.0 S 3 0 0 0 1 0 0 0 0 0 0 6 9 0.00 0.000	1.0 S 3 0 0 0 1 0 0 0 0 0 0 6 9 0.00 0.000	1.0 S 3 0 0 0 1 0 0 0 0 0 0 6 9 0.00 0.000	1.0 S 3 0 0 0 1 0 0 0 0 0 0 6 9 0.00 0.000	1.0 S 3 0 0 0 1 0 0 0 0 0 0 6 9 0.00 0.000	1.0 S 3 0 0 0 1 0 0 0 0 0 0 6 9 0.00 0.000	1.0 S 3 0 0 0 1 0 0 0 0 0 0 6 9 0.00 0.000	1.0 S 3 0 0 0 1 0 0 0 0 0 0 6 9 0.00 0.000	1.0 S 3 0 0 0 1 0 0 0 0 0 0 6 9 0.00 0.000	1.0 S 3 0 0 0 1 0 0 0 0 0 0 6 9 0.00 0.000	1.0 S 3 0 0 0 1 0 0 0 0 0 0 6 9 0.00 0.000	1.0 S 3 0 0 0 1 0 0 0 0 0 0 6 9 0.00 0.000	1.0 S 3 0 0 0 1 0 0 0 0 0 0 6 9 0.00 0.000	1.0 S 3 0 0 0 1 0 0 0 0 0 0 6 9 0.00 0.000	1.0 S 3 0 0 0 1 0 0 0 0 0 0 6 9 0.00 0.000	1.0 S 3 0 0 0 1 0 0 0 0 0 0 6 9 0.00 0.000	1.0 S 3 0 0 0 1 0 0 0 0 0 0 6 9 0.00 0.000	1.0 S 3 0 0 0 1 0 0 0 0 0 0 6 9 0.00 0.000	1.0 S 3 0 0 0 1 0 0 0 0 0 0 6 9 0.00 0.000	1.0 S 3 0 0 0 1 0 0 0 0 0 0 6 9 0.00 0.000	1.0 S 3 0 0 0 1 0 0 0 0 0 0 6 9 0.00 0.000	1.0 S 3 0 0 0 1 0 0 0 0 0 0 6 9 0.00 0.000	1.0 S 3 0 0 0 1 0 0 0 0 0 0 6 9 0.00 0.000

Florida Marlins @ Tampa Bay Rays
Tropicana Field, St. Petersburg, FL
Sat Jun 12 2010, 7:12 PM - 10:08 PM EDT
Att: 29,963 - Dome - 72 F

AB 34
R 5
H 10
RBI 3
BB 2
SO 10
LOB 15



Batter	1	2	3	4	5	6	7	8	9	AB	R	H	RBI	BB	SO	LOB	BOTTOM
28 John Jaso, L (1,2) OBP: 0.404, SLG: 0.423										5	0	0	0	0	1	7	
13 Carl Crawford, L (1,7) OBP: 0.347, SLG: 0.469										5	2	2	1	0	0	2	
3 Evan Longoria, R (1,5) OBP: 0.395, SLG: 0.567										5	0	1	1	0	1	0	
23 Carlos Pena, L (1,3) OBP: 0.310, SLG: 0.439										5	1	1	1	0	3	2	
18 Ben Zobrist, S (1,9) OBP: 0.380, SLG: 0.450										4	0	2	1	0	1	0	
2 B.J. Upton, R (1,8) OBP: 0.338, SLG: 0.424										3	1	1	0	1	0	2	
9 Hank Blalock, L (1,10) OBP: 0.291, SLG: 0.346										3	0	1	0	0	0	2	
10 Kelly Shoppach, R (7,PH) (8,10) OBP: 0.429, SLG: 0.300																	

Batter	1	2	3	4	5	6	7	8	9	AB	R	H	RBI	BB	SO	LOB	TOP											
8 Chris Coghlan, L (1, 7) OBP: 0.335, SLG: 0.391										3	0	0	0	2	3	2	Florida Marlins @ Tampa Bay Rays Tropicana Field, St. Petersburg, FL Sun Jun 13 2010, 1:43 PM - 5:05 PM EDT Att: 25,442 - Dome - 72 F livebaseballscorecards.com											
15 Gaby Sanchez, R (1, 3) OBP: 0.354, SLG: 0.452										5	0	1	0	0	0	5												
2 Hanley Ramirez, R (1, 6) OBP: 0.368, SLG: 0.477										4	1	2	0	1	0	2												
3 Jorge Cantu, R (1, 10) OBP: 0.455, SLG: 0.475										5	1	2	1	0	0	4												
6 Dan Uggla, R (1, 4) OBP: 0.361, SLG: 0.507										4	1	1	1	0	1	4												
12 Cody Ross, R (1, 8) OBP: 0.341, SLG: 0.444										5	1	0	0	0	3	3												
27 Giancarlo Stanton, R (1, 9) OBP: 0.455, SLG: 0.526										2	1	2	2	2	0	0												
18 Wes Helms, R (1, 5) OBP: 0.333, SLG: 0.462										4	1	1	2	0	0	3												
29 Ronny Paulino, R (1, 2) OBP: 0.335, SLG: 0.421										2	0	1	0	2	0	0												
Inning Stats	R: 0 E: 0 K: 1 S: 10	H: 2 LOB: 2 BB: 0 P: 16	R: 0 E: 0 K: 0 S: 8	H: 0 LOB: 0 BB: 1 P: 14	R: 0 E: 0 K: 1 S: 7	H: 0 LOB: 1 BB: 1 P: 15	R: 1 E: 0 K: 0 S: 14	H: 2 LOB: 1 BB: 0 P: 17	R: 0 E: 0 K: 1 S: 7	H: 1 LOB: 1 BB: 0 P: 10	R: 4 E: 0 K: 1 S: 16	H: 4 LOB: 1 BB: 1 P: 27	R: 1 E: 0 K: 1 S: 13	H: 1 LOB: 0 BB: 0 P: 20	R: 0 E: 0 K: 0 S: 11	H: 0 LOB: 2 BB: 3 P: 24		R: 0 E: 0 K: 2 S: 14	H: 0 LOB: 1 BB: 1 P: 25	1B: 6 2B: 2 3B: 0 HR: 2	SF: 1 2B: 2 DP: 2 HBP: 0	WP: 0 PB: 0 SB: 4 CS: 0	PA: 42					
PITCHER	IP WLS BF H R ER SO BB IBB HBP BLK WP HR S P ERA WHIP	6.0 L 29 9 5 5 4 3 0 0 0 0 2 62 99 7.50 2.000	7.1 1.0 4 1 1 1 1 0 0 0 0 0 13 20 9.00 1.000	8.1 0.2 4 0 0 0 0 3 0 0 0 0 0 9 22 0.00 4.500	8.1 1.1 5 0 0 0 2 1 0 0 0 0 0 16 27 0.00 0.750	PITCHER										IP WLS BF H R ER SO BB IBB HBP BLK WP HR S P ERA WHIP												
34 Jeff Niemann, R (1, 1) ERA: 2.83											6.0	L	29	9	5	5	4	3	0	0	0	0	0	2	62	99	7.50	2.000
35 Dan Wheeler, R (7, 1) ERA: 3.25											7.1	1.0	4	1	1	1	1	0	0	0	0	0	0	13	20	9.00	1.000	
31 Lance Cormier, R (8, 1) ERA: 3.86											8.1	0.2	4	0	0	0	0	3	0	0	0	0	0	9	22	0.00	4.500	
53 Joaquin Benoit, R (8, 1) ERA: 0.57											8.1	1.1	5	0	0	0	2	1	0	0	0	0	16	27	0.00	0.750		

Batter	1	2	3	4	5	6	7	8	9	AB	R	H	RBI	BB	SO	LOB	BOTTOM										
28 John Jaso, L (1, 10) OBP: 0.407, SLG: 0.421										3	0	1	0	1	1	3	Florida Marlins @ Tampa Bay Rays Tropicana Field, St. Petersburg, FL Sun Jun 13 2010, 1:43 PM - 5:05 PM EDT Att: 25,442 - Dome - 72 F livebaseballscorecards.com										
13 Carl Crawford, L (1, 7) OBP: 0.346, SLG: 0.465										4	1	1	0	0	0	6											
3 Evan Longoria, R (1, 5) OBP: 0.391, SLG: 0.560										3	0	0	0	1	0	5											
23 Carlos Pena, L (1, 3) OBP: 0.305, SLG: 0.431										4	0	0	0	0	1	2											
18 Ben Zobrist, S (1, 9) OBP: 0.375, SLG: 0.444										3	0	0	1	0	1	0											
2 B.J. Upton, R (1, 8) OBP: 0.336, SLG: 0.418										3	0	0	0	1	0	1											
10 Kelly Shoppach, R (1, 2) OBP: 0.375, SLG: 0.250										4	0	0	0	0	2	1											
1 Sean Rodriguez, R (1, 4) OBP: 0.328, SLG: 0.472										3	0	3	0	1	0	0											
15 Reid Brignac, L (1, 6) OBP: 0.361, SLG: 0.428										3	0	1	0	1	1	2											
Inning Stats	R: 0 E: 0 K: 0 S: 6	H: 1 LOB: 0 BB: 0 P: 11	R: 0 E: 0 K: 0 S: 4	H: 0 LOB: 0 BB: 0 P: 6	R: 0 E: 1 K: 1 S: 10	H: 1 LOB: 1 BB: 0 P: 15	R: 1 E: 0 K: 0 S: 15	H: 1 LOB: 1 BB: 1 P: 27	R: 0 E: 0 K: 1 S: 17	H: 1 LOB: 3 BB: 2 P: 32	R: 0 E: 0 K: 1 S: 10	H: 0 LOB: 1 BB: 1 P: 18	R: 0 E: 0 K: 1 S: 16	H: 1 LOB: 2 BB: 1 P: 25	R: 0 E: 0 K: 1 S: 6	H: 0 LOB: 0 BB: 0 P: 13		R: 0 E: 0 K: 1 S: 8	H: 1 LOB: 0 BB: 0 P: 12	1B: 5 2B: 1 3B: 0 HR: 0	SF: 1 2B: 1 DP: 2 HBP: 0	WP: 0 PB: 0 SB: 3 CS: 0	PA: 36				
PITCHER	IP WLS BF H R ER SO BB IBB HBP BLK WP HR S P ERA WHIP	6.0 W 25 4 1 0 0 4 0 0 0 0 0 13 20 1.50 1.333	7.1 0.2 4 1 0 0 1 1 0 0 0 0 0 9 18 0.00 0.000	8.1 1.1 5 0 0 0 1 0 0 0 0 0 0 8 12 0.00 1.000	PITCHER										IP WLS BF H R ER SO BB IBB HBP BLK WP HR S P ERA WHIP												
41 Chris Volstad, R (1, 1) ERA: 4.25											6.0	W	25	4	1	0	0	4	0	0	0	0	0	13	20	1.50	1.333
57 Taylor Tankersley, L (7, 1) ERA: 4.5											7.1	0.2	4	1	0	0	1	1	0	0	0	0	0	9	18	0.00	0.000
44 Brian Sanches, R (7, 1) ERA: 3.38											7.1	1.1	5	0	0	0	1	0	0	0	0	0	8	12	0.00	1.000	
46 Juan Carlos Oviedo, R (8, 1) ERA: 2.1											8.1	1.0	3	1	0	0	1	0	0	0	0	0	8	12	0.00	1.000	


Batter	1	2	3	4	5	6	7	8	9	AB	R	H	RBI	BB	SO	LOB	TOP			
28 John Jaso, L OBP: 0.404, SLG: 0.417	F8	13 2B 23 SF7		F9		23 BB 18 1B	F7		F8	6	2	2	0	0	0	1	Tampa Bay Rays @ Atlanta Braves Turner Field, Atlanta, GA Tue Jun 15 2010, 9:31 PM - 1:00 AM EDT Att: 30,448 - Cloudy - 72 F			
13 Carl Crawford, L OBP: 0.353, SLG: 0.478	E6	23 E		3 S		23 BB 18 1B	3B		K	4	3	2	1	2	1	0				
3 Evan Longoria, R OBP: 0.391, SLG: 0.573	HR	F9		L7		K	2B			5	2	2	3	0	1	5				
23 Carlos Pena, L OBP: 0.307, SLG: 0.430	K	SF7		G4-3		18 1B	1B			3	0	1	2	1	1	1				
18 Ben Zobrist, S OBP: 0.379, SLG: 0.445	2B	G6-3		1E 2E		1B	G4-3			4	1	2	2	1	0	2				
2 B.J. Upton, R OBP: 0.375, SLG: 0.417	2B			K		1B	K		F9	5	1	1	0	0	3	3				
1 Sean Rodriguez, R OBP: 0.324, SLG: 0.469	2B			F8		E1 S15	P3		F8	5	0	1	2	0	0	3				
15 Reid Brignac, L OBP: 0.362, SLG: 0.423	IBB			1B		K	F7		K	4	0	1	0	1	2	2				
14 David Price, L 50 Grant Balfour, R 9 Hank Blalock, L 31 Lance Cormier, R 16 Willy Aybar, S 21 Andy Sonnanstine, L	L5			K		K	13 3B BB		K	3	0	0	0	0	2	5				
Inning Stats	R: 4 H: 3 E: 1 K: 1 S: 18	H: 3 LOB: 2 BB: 2 P: 34	R: 1 H: 2 E: 0 K: 0 S: 11	H: 1 LOB: 1 BB: 0 P: 19	R: 0 H: 1 E: 0 K: 2 S: 8	H: 0 LOB: 1 BB: 0 P: 10	R: 0 H: 0 E: 0 K: 0 S: 11	H: 1 LOB: 2 BB: 0 P: 18	R: 2 H: 2 E: 0 K: 2 S: 14	H: 2 LOB: 2 BB: 2 P: 27	R: 3 H: 3 E: 0 K: 0 S: 18	H: 3 LOB: 1 BB: 1 P: 29	R: 0 H: 0 E: 0 K: 1 S: 6	H: 0 LOB: 0 BB: 0 P: 9	R: 0 H: 0 E: 0 K: 2 S: 7	H: 0 LOB: 0 BB: 0 P: 9		1B: 6 2B: 4 3B: 1 HR: 1	SF: 1 SAC: 0 DP: 0 HBP: 0	WP: 0 PB: 0 SB: 2 CS: 0
PITCHER	IP WLS BF H R ER SO BB IBB HBP BLK WP HR S P ERA WHIP	IP WLS BF H R ER SO BB IBB HBP BLK WP HR S P ERA WHIP	IP WLS BF H R ER SO BB IBB HBP BLK WP HR S P ERA WHIP	IP WLS BF H R ER SO BB IBB HBP BLK WP HR S P ERA WHIP	IP WLS BF H R ER SO BB IBB HBP BLK WP HR S P ERA WHIP	IP WLS BF H R ER SO BB IBB HBP BLK WP HR S P ERA WHIP	IP WLS BF H R ER SO BB IBB HBP BLK WP HR S P ERA WHIP	IP WLS BF H R ER SO BB IBB HBP BLK WP HR S P ERA WHIP	IP WLS BF H R ER SO BB IBB HBP BLK WP HR S P ERA WHIP	IP WLS BF H R ER SO BB IBB HBP BLK WP HR S P ERA WHIP	IP WLS BF H R ER SO BB IBB HBP BLK WP HR S P ERA WHIP	IP WLS BF H R ER SO BB IBB HBP BLK WP HR S P ERA WHIP	IP WLS BF H R ER SO BB IBB HBP BLK WP HR S P ERA WHIP	IP WLS BF H R ER SO BB IBB HBP BLK WP HR S P ERA WHIP	IP WLS BF H R ER SO BB IBB HBP BLK WP HR S P ERA WHIP	IP WLS BF H R ER SO BB IBB HBP BLK WP HR S P ERA WHIP	IP WLS BF H R ER SO BB IBB HBP BLK WP HR S P ERA WHIP			


AB	40
R	10
H	12
RBI	10
BB	6
SO	11
LOB	22




Batter	1	2	3	4	5	6	7	8	9	AB	R	H	RBI	BB	SO	LOB	BOTTOM			
14 Martin Prado, R OBP: 0.375, SLG: 0.464	G6-3	K		22 1B		10 F7 22 1B	G3-1			5	0	2	0	0	1	5	Tampa Bay Rays @ Atlanta Braves Turner Field, Atlanta, GA Tue Jun 15 2010, 9:31 PM - 1:00 AM EDT Att: 30,448 - Cloudy - 72 F			
22 Jason Heyward, L OBP: 0.389, SLG: 0.486	E3 10 F9 25 WP	G3		1B		1B	G4-3			5	1	2	0	0	0	3				
10 Chipper Jones, S OBP: 0.376, SLG: 0.366	F9			19 WP 19 G4-3		F7	HR			5	2	2	1	0	1	5				
25 Troy Glaus, R OBP: 0.382, SLG: 0.498	BB			K		K	BB			3	0	0	0	2	3	3				
16 Brian McCann, L OBP: 0.386, SLG: 0.411	F7			19 G4-3 19 WP		K2-3	F8			3	1	1	0	1	1	3				
8 David Ross, R OBP: 0.414, SLG: 0.379				53 1B BB		1B				1	0	0	0	0	0	1				
19 Yunel Escobar, R OBP: 0.352, SLG: 0.296	1B	53 1B 1B		G4-3		K	G4-3			5	0	2	1	0	1	3				
53 Melky Cabrera, S OBP: 0.314, SLG: 0.332	1B	P4		1B		1B	F8			5	0	2	1	0	0	2				
1 Gregor Blanco, L OBP: 0.529, SLG: 0.500	BB	1B		L7		1B	F9			4	0	2	0	1	0	0				
11 Kenshin Kawakami, R 7 Brooks Conrad, S 56 Chris Resop, R 20 Eric Hinske, L 46 Craig Kimbrel, R 18 Brandon Hicks, R	K			G6-3		K	P5			2	0	0	0	0	1	3				
Inning Stats	R: 1 H: 0 E: 1 K: 0 S: 11	H: 2 LOB: 3 BB: 1 P: 24	R: 0 H: 2 E: 0 K: 2 S: 16	H: 1 LOB: 1 BB: 1 P: 20	R: 0 H: 2 E: 0 K: 1 S: 13	H: 2 LOB: 2 BB: 0 P: 23	R: 1 H: 3 E: 0 K: 3 S: 21	H: 3 LOB: 0 BB: 0 P: 29	R: 0 H: 2 E: 0 K: 2 S: 14	H: 2 LOB: 2 BB: 0 P: 20	R: 0 H: 2 E: 0 K: 0 S: 15	H: 2 LOB: 2 BB: 0 P: 17	R: 1 H: 1 E: 0 K: 0 S: 17	H: 1 LOB: 1 BB: 1 P: 28	R: 0 H: 0 E: 0 K: 0 S: 7	H: 0 LOB: 0 BB: 0 P: 9	1B: 11 2B: 1 3B: 0 HR: 1	SF: 0 SAC: 0 DP: 0 HBP: 0	WP: 2 PB: 0 SB: 1 CS: 0	PA: 45
PITCHER	IP WLS BF H R ER SO BB IBB HBP BLK WP HR S P ERA WHIP	IP WLS BF H R ER SO BB IBB HBP BLK WP HR S P ERA WHIP	IP WLS BF H R ER SO BB IBB HBP BLK WP HR S P ERA WHIP	IP WLS BF H R ER SO BB IBB HBP BLK WP HR S P ERA WHIP	IP WLS BF H R ER SO BB IBB HBP BLK WP HR S P ERA WHIP	IP WLS BF H R ER SO BB IBB HBP BLK WP HR S P ERA WHIP	IP WLS BF H R ER SO BB IBB HBP BLK WP HR S P ERA WHIP	IP WLS BF H R ER SO BB IBB HBP BLK WP HR S P ERA WHIP	IP WLS BF H R ER SO BB IBB HBP BLK WP HR S P ERA WHIP	IP WLS BF H R ER SO BB IBB HBP BLK WP HR S P ERA WHIP	IP WLS BF H R ER SO BB IBB HBP BLK WP HR S P ERA WHIP	IP WLS BF H R ER SO BB IBB HBP BLK WP HR S P ERA WHIP	IP WLS BF H R ER SO BB IBB HBP BLK WP HR S P ERA WHIP	IP WLS BF H R ER SO BB IBB HBP BLK WP HR S P ERA WHIP	IP WLS BF H R ER SO BB IBB HBP BLK WP HR S P ERA WHIP	IP WLS BF H R ER SO BB IBB HBP BLK WP HR S P ERA WHIP				

AB	41
R	4
H	13
RBI	3
BB	4
SO	9
LOB	32



Batter	1	2	3	4	5	6	7	8	9	AB	R	H	RBI	BB	SO	LOB	TOP					
28 John Jaso, L OBP: 0.403, SLG: 0.423	F9		K			13 BB		FC6-4		3	0	1	0	0	1	0	<p>Tampa Bay Rays @ Atlanta Braves Turner Field, Atlanta, GA</p> <p>Wed Jun 16 20:10, 7:11 PM - 9:59 PM EDT Att: 26,807 - Partly Cloudy - 88 F</p> <p>livebaseballscores.com</p> <p>AB 31 R 2 H 5 RBI 2 BB 3 SO 9 LOB 9</p> 					
10 Kelly Shoppach, R OBP: 0.364, SLG: 0.240										1	0	0	0	0	0	1						
13 Carl Crawford, L OBP: 0.365, SLG: 0.474	F7			G4-3						2	0	0	0	2	0	0						
3 Evan Longoria, R OBP: 0.385, SLG: 0.564	G1-3			F8						4	1	0	0	0	0	3						
23 Carlos Pena, L OBP: 0.306, SLG: 0.427		E5		K						4	0	1	0	0	2	1						
18 Ben Zobrist, S OBP: 0.377, SLG: 0.442		P6								4	1	1	1	0	1	1						
2 B.J. Upton, R OBP: 0.329, SLG: 0.412																						
36 Randy Choate, L OBP: 0.291, SLG: 0.293																						
21 Andy Sonnanstine, L OBP: 0.291, SLG: 0.293																						
30 Dioner Navaro, S OBP: 0.291, SLG: 0.293																						
1 Sean Rodriguez, R OBP: 0.315, SLG: 0.455																						
8 Jason Bartlett, R OBP: 0.324, SLG: 0.326																						
15 Reid Brignac, L OBP: 0.360, SLG: 0.420																						
40 Wade Davis, R OBP: 0.316, SLG: 0.358																						
9 Hank Blalock, L OBP: 0.316, SLG: 0.358																						
35 Dan Wheeler, R OBP: 0.277, SLG: 0.396																						
16 Willy Aybar, S OBP: 0.277, SLG: 0.396																						
Inning Stats	R: 0 E: 0 K: 0 S: 6	H: 0 LOB: 0 BB: 0 P: 10	R: 0 E: 1 K: 0 S: 9	H: 1 LOB: 1 BB: 0 P: 14	R: 0 E: 0 K: 2 S: 10	H: 0 LOB: 0 BB: 0 P: 14	R: 0 E: 0 K: 1 S: 8	H: 0 LOB: 0 BB: 0 P: 11	R: 0 E: 0 K: 2 S: 10	H: 0 LOB: 0 BB: 0 P: 13	R: 0 E: 0 K: 0 S: 16	H: 2 LOB: 2 BB: 1 P: 25	R: 0 E: 0 K: 1 S: 7	H: 0 LOB: 0 BB: 0 P: 14	R: 0 E: 0 K: 2 S: 10	H: 0 LOB: 1 BB: 1 P: 15	R: 2 E: 0 K: 1 S: 11	H: 2 LOB: 1 BB: 1 P: 20	1B: 3 2B: 2 3B: 0 HR: 0	SF: 0 SAC: 0 DP: 0 HBP: 0	WP: 0 PB: 0 SB: 1 CS: 0	PA: 34
PITCHER	IP WLS BF H R ER SO BB IBB HBP BLK WP HR S P ERA WHIP																					
48 Tommy Hanson, R ERA: 3.38	7.0 W 24 3 0 0 6 1 0 0 0 0 0 0 66 101 0.00 0.571																					
58 Peter Moylan, R ERA: 3.42	0.2 3 0 0 0 2 1 0 0 0 0 0 0 7 11 0.00 1.500																					
39 Jonny Venters, L ERA: 1.55	1.1 7 2 2 2 1 1 0 0 0 0 0 0 14 24 13.50 2.250																					

Batter	1	2	3	4	5	6	7	8	9	AB	R	H	RBI	BB	SO	LOB	BOTTOM				
14 Martín Prado, R OBP: 0.379, SLG: 0.470	G6-3		22 BB 16 BB	F8						5	1	3	1	0	0	0	<p>Tampa Bay Rays @ Atlanta Braves Turner Field, Atlanta, GA</p> <p>Wed Jun 16 20:10, 7:11 PM - 9:59 PM EDT Att: 26,807 - Partly Cloudy - 88 F</p> <p>livebaseballscores.com</p> <p>AB 37 R 6 H 13 RBI 6 BB 1 SO 10 LOB 13</p> 				
22 Jason Heyward, L OBP: 0.385, SLG: 0.480	F7		16 BB 25 BB							5	1	1	0	0	1	3					
10 Chipper Jones, S OBP: 0.379, SLG: 0.366																					
58 Peter Moylan, R ERA: 3.42																					
39 Jonny Venters, L ERA: 1.55																					
16 Brian McCann, L OBP: 0.384, SLG: 0.413	P4																				
25 Troy Glaus, R OBP: 0.380, SLG: 0.494																					
20 Eric Hinske, L OBP: 0.390, SLG: 0.579																					
1 Gregor Blanco, L OBP: 0.556, SLG: 0.533																					
19 Yunel Escobar, R OBP: 0.355, SLG: 0.305																					
53 Melky Cabrera, S OBP: 0.313, SLG: 0.330																					
48 Tommy Hanson, R OBP: 0.138, SLG: 0.143																					
18 Brandon Hicks, R OBP: 0.138, SLG: 0.143																					
Inning Stats	R: 0 E: 0 K: 0 S: 13	H: 1 LOB: 1 BB: 0 P: 23	R: 0 E: 0 K: 2 S: 8	H: 1 LOB: 0 BB: 0 P: 12	R: 3 E: 0 K: 2 S: 17	H: 5 LOB: 2 BB: 0 P: 27	R: 0 E: 0 K: 1 S: 9	H: 0 LOB: 0 BB: 0 P: 14	R: 0 E: 0 K: 0 S: 4	H: 0 LOB: 0 BB: 0 P: 5	R: 1 E: 0 K: 3 S: 11	H: 1 LOB: 0 BB: 0 P: 17	R: 0 E: 0 K: 1 S: 7	H: 1 LOB: 2 BB: 1 P: 16	R: 2 E: 1 K: 1 S: 15	H: 4 LOB: 2 BB: 0 P: 19		1B: 9 2B: 3 3B: 0 HR: 1	SF: 0 SAC: 0 DP: 0 HBP: 0	WP: 0 PB: 0 SB: 0 CS: 0	PA: 38
PITCHER	IP WLS BF H R ER SO BB IBB HBP BLK WP HR S P ERA WHIP																				
40 Wade Davis, R ERA: 4.54	5.0 L 22 7 3 3 5 0 0 0 0 0 0 0 51 81 5.40 1.400																				
35 Dan Wheeler, R ERA: 3.48	1.1 6 2 1 1 3 0 0 0 0 0 0 1 13 21 6.75 1.500																				
36 Randy Choate, L ERA: 5.28	0.2 3 0 0 0 1 0 1 0 0 0 0 0 5 12 0.00 0.000																				
21 Andy Sonnanstine, R ERA: 4.45	1.0 7 4 2 2 1 0 0 0 0 0 0 0 15 19 18.00 4.000																				

Batter	1	2	3	4	5	6	7	8	9	AB	R	H	RBI	BB	SO	LOB	TOP					
15 Reid Brignac, L (1,6) OBP: 0.353, SLG: 0.412	G3			G4-3	G1-3			K		3	0	0	0	0	0	2	Tampa Bay Rays @ Atlanta Braves Turner Field, Atlanta, GA Thu Jun 17 2010, 7:36 PM - 9:59 PM EDT Att: 30,427 - Cloudy - 79 F					
8 Jason Bartlett, R (8,PH) OBP: 0.322, SLG: 0.324										1	0	0	0	0	1	0						
13 Carl Crawford, L (1,7) OBP: 0.397, SLG: 0.470	G5-3			G6-3				G6-3		2	1	0	0	2	0	0						
3 Evan Longoria, R (1,5) OBP: 0.385, SLG: 0.557	G6-3			G6-3						3	0	0	0	1	1	2						
23 Carlos Pena, L (1,3) OBP: 0.309, SLG: 0.425								G6-3		3	0	1	1	1	1	1						
18 Ben Zobrist, S (1,9) OBP: 0.375, SLG: 0.439										4	0	1	0	0	0	2						
2 B.J. Upton, R (1,8) OBP: 0.324, SLG: 0.404										4	0	0	0	0	2	1						
1 Sean Rodriguez, R (1,4) OBP: 0.306, SLG: 0.442										4	0	0	0	0	1	1						
30 Dioner Navarro, S (1,2) OBP: 0.301, SLG: 0.297										2	0	1	0	1	1	0						
33 James Shields, R (1,1) OBP: 0.500, SLG: 0.500										2	0	1	0	0	0	0						
16 Willy Aybar, S (7,PH) OBP: 0.274, SLG: 0.393										1	0	0	0	0	0	2						
50 Grant Balfour, R (7,1) OBP: 0.274, SLG: 0.393										0	0	0	0	0	0	0						
53 Joaquin Benoit, R (8,1) OBP: 0.274, SLG: 0.393										0	0	0	0	0	0	0						
Inning Stats	R: 0 E: 0 K: 0 S: 7	H: 0 LOB: 0 BB: 0 P: 11	R: 0 E: 1 K: 0 S: 6	H: 0 LOB: 0 BB: 1 P: 13	R: 0 E: 0 K: 2 S: 8	H: 0 LOB: 0 BB: 0 P: 11	R: 1 E: 0 K: 0 S: 6	H: 1 LOB: 1 BB: 1 P: 12	R: 0 E: 0 K: 2 S: 9	H: 2 LOB: 2 BB: 0 P: 15	R: 0 E: 0 K: 2 S: 9	H: 0 LOB: 0 BB: 1 P: 18	R: 0 E: 0 K: 1 S: 12	H: 1 LOB: 2 BB: 1 P: 23	R: 0 E: 0 K: 1 S: 9	H: 0 LOB: 0 BB: 1 P: 17	R: 0 E: 0 K: 1 S: 6	H: 0 LOB: 0 BB: 0 P: 6	1B: 4 2B: 0 3B: 0 HR: 0	SF: 0 SAC: 0 DP: 1 HBP: 0	WP: 0 PB: 0 SB: 0 CS: 1	PA: 35
PITCHER	IP WLS BF H R ER SO BB IBB HBP BLK WP HR S P ERA WHIP																					
15 Tim Hudson, R (1,1) ERA: 2.34	7.0 W 27 4 1 1 5 4 0 0 0 0 0 0 58 103 1.29 1.143																					
39 Jonny Venters, L (8,1) ERA: 1.5	1.0 H 4 0 0 0 1 1 0 0 0 0 0 0 9 17 0.00 1.000																					
13 Billy Wagner, L (9,1) ERA: 1.37	1.0 S 3 0 0 0 1 0 0 0 0 0 0 0 6 6 0.00 0.000																					

AB	29
R	1
H	4
RBI	1
BB	5
SO	7
LOB	11



Batter	1	2	3	4	5	6	7	8	9	AB	R	H	RBI	BB	SO	LOB	BOTTOM			
14 Martin Prado, R (1,4) OBP: 0.377, SLG: 0.467	G5-3							G4-3		4	1	1	0	0	1	0	Tampa Bay Rays @ Atlanta Braves Turner Field, Atlanta, GA Thu Jun 17 2010, 7:36 PM - 9:59 PM EDT Att: 30,427 - Cloudy - 79 F			
7 Brooks Conrad, S (1,5) OBP: 0.310, SLG: 0.519	G3-1									3	0	0	0	0	1	0				
22 Jason Heyward, L (1,9) OBP: 0.383, SLG: 0.489	K									4	1	1	1	0	3	2				
16 Brian McCann, L (1,2) OBP: 0.388, SLG: 0.414										2	0	1	0	1	0	0				
25 Troy Glaus, R (1,3) OBP: 0.380, SLG: 0.496										3	0	1	2	0	0	1				
20 Eric Hinske, L (1,7) OBP: 0.381, SLG: 0.565										3	0	0	0	0	0	3				
1 Gregor Blanco, L (7,8) OBP: 0.556, SLG: 0.533										0	0	0	0	0	0	0				
19 Yunel Escobar, R (1,6) OBP: 0.354, SLG: 0.302										2	0	0	0	1	0	1				
53 Melky Cabrera, S (7,7) OBP: 0.308, SLG: 0.325										3	0	0	0	0	0	1				
15 Tim Hudson, R (1,1) OBP: 0.273, SLG: 0.333										2	1	1	0	0	0	0				
18 Brandon Hicks, R (7,PH) OBP: 0.273, SLG: 0.333										1	0	0	0	0	0	0				
39 Jonny Venters, L (8,1) OBP: 0.273, SLG: 0.333										0	0	0	0	0	0	0				
13 Billy Wagner, L (9,1) OBP: 0.273, SLG: 0.333										0	0	0	0	0	0	0				
Inning Stats	R: 0 E: 0 K: 1 S: 8	H: 0 LOB: 0 BB: 0 P: 9	R: 0 E: 0 K: 0 S: 8	H: 1 LOB: 1 BB: 0 P: 13	R: 0 E: 0 K: 1 S: 14	H: 0 LOB: 0 BB: 0 P: 19	R: 1 E: 0 K: 0 S: 9	H: 1 LOB: 0 BB: 0 P: 14	R: 0 E: 0 K: 1 S: 9	H: 3 LOB: 2 BB: 1 P: 16	R: 0 E: 0 K: 0 S: 9	H: 0 LOB: 0 BB: 1 P: 15	R: 0 E: 0 K: 2 S: 8	H: 0 LOB: 0 BB: 0 P: 10	R: 0 E: 0 K: 2 S: 8	H: 0 LOB: 0 BB: 0 P: 10	1B: 3 2B: 2 3B: 0 HR: 1	SF: 0 SAC: 1 DP: 1 HBP: 0	WP: 0 PB: 0 SB: 0 CS: 0	PA: 30
PITCHER	IP WLS BF H R ER SO BB IBB HBP BLK WP HR S P ERA WHIP																			
33 James Shields, R (1,1) ERA: 4.55	6.0 L 24 5 3 3 3 0 1 0 0 0 0 0 55 82 4.50 0.833																			
50 Grant Balfour, R (7,1) ERA: 1.84	1.0 3 0 0 0 0 1 0 0 0 0 0 0 9 15 0.00 1.000																			
53 Joaquin Benoit, R (8,1) ERA: 0.54	1.0 3 0 0 0 2 0 0 0 0 0 0 0 8 10 0.00 0.000																			

AB	27
R	3
H	5
RBI	3
BB	2
SO	5
LOB	8



Batter	1	2	3	4	5	6	7	8	9	AB	R	H	RBI	BB	SO	LOB	TOP					
28 John Jaso, L (1,2) OBP: 0.409, SLG: 0.427										4	0	1	0	0	0	1	Tampa Bay Rays @ Florida Marlins Sun Life Stadium, Miami, FL Sun Jun 20 2010, 1:12 PM - 3:36 PM EDT Att: 15,374 - Partly Cloudy - 91 F					
13 Carl Crawford, L (1,7) OBP: 0.397, SLG: 0.492										3	1	2	1	0	0	0						
3 Evan Longoria, R (1,5) OBP: 0.382, SLG: 0.540										4	0	0	0	0	2	3						
23 Carlos Pena, L (1,3) OBP: 0.311, SLG: 0.417										4	0	1	0	0	2	0						
18 Ben Zobrist, S (1,9) OBP: 0.371, SLG: 0.434										4	0	1	0	0	2	1						
2 B.J. Upton, R (1,8) OBP: 0.321, SLG: 0.397										4	0	0	0	0	2	2						
1 Sean Rodriguez, R (1,4) OBP: 0.297, SLG: 0.425										3	0	0	0	0	1	1						
15 Reid Brignac, L (1,6) OBP: 0.347, SLG: 0.394										3	0	0	0	0	0	0						
14 David Price, L (1,1) OBP: 0.143, SLG: 0.143										2	0	1	0	0	1	0						
50 Grant Balfour, R (7,1) OBP: 0.320, SLG: 0.318										0	0	0	0	0	0	0						
8 Jason Bartlett, R (8, PH) OBP: 0.320, SLG: 0.318										1	0	0	0	0	1	0						
53 Joaquin Benoit, R (8,1) OBP: 0.320, SLG: 0.318										0	0	0	0	0	0	0						
Inning Stats	R: 0 H: 0 E: 1 K: 1 S: 10	H: 0 LOB: 0 BB: 0 P: 12	R: 0 H: 1 E: 0 K: 2 S: 11	H: 1 LOB: 1 BB: 0 P: 14	R: 0 H: 0 E: 0 K: 1 S: 12	H: 0 LOB: 0 BB: 0 P: 14	R: 1 H: 2 E: 0 K: 1 S: 10	H: 2 LOB: 1 BB: 0 P: 13	R: 0 H: 1 E: 0 K: 0 S: 9	H: 1 LOB: 1 BB: 0 P: 12	R: 0 H: 0 E: 0 K: 2 S: 10	H: 0 LOB: 0 BB: 0 P: 14	R: 0 H: 0 E: 0 K: 1 S: 11	H: 0 LOB: 0 BB: 0 P: 15	R: 0 H: 2 E: 0 K: 1 S: 15	H: 2 LOB: 2 BB: 0 P: 20	R: 0 H: 0 E: 0 K: 2 S: 7	H: 0 LOB: 0 BB: 0 P: 10	1B: 4 2B: 1 3B: 0 HR: 1	SF: 0 SAC: 0 DP: 0 HBP: 0	WP: 0 PB: 0 SB: 0 CS: 1	PA: 33
PITCHER	IP WLS BF H R ER SO BB IBB HBP BLK WP HR S P ERA WHIP																					
55 Josh Johnson, R (1,1) ERA: 1.8	8.0 W 30 6 1 1 9 0 0 0 0 0 1 88 117 1.12 0.750																					
46 Juan Carlos Oviedo, R (9,1) ERA: 2.43	1.0 S 3 0 0 0 2 0 0 0 0 0 0 7 10 0.00 0.000																					

AB 32
R 1
H 6
RBI 1
BB 0
SO 11
LOB 8



Batter	1	2	3	4	5	6	7	8	9	AB	R	H	RBI	BB	SO	LOB	BOTTOM			
8 Chris Coghlan, L (1,7) OBP: 0.337, SLG: 0.402										4	1	0	0	0	1	0	Tampa Bay Rays @ Florida Marlins Sun Life Stadium, Miami, FL Sun Jun 20 2010, 1:12 PM - 3:36 PM EDT Att: 15,374 - Partly Cloudy - 91 F			
15 Gaby Sanchez, R (1,3) OBP: 0.337, SLG: 0.456										4	0	2	1	0	0	0				
6 Dan Uggla, R (1,4) OBP: 0.361, SLG: 0.486										3	0	0	0	1	1	1				
29 Ronny Paulino, R (1,2) OBP: 0.346, SLG: 0.422										4	0	0	0	0	1	3				
12 Cody Ross, R (1,8) OBP: 0.339, SLG: 0.436										3	2	2	0	1	0	0				
18 Wes Helms, R (1,5) OBP: 0.333, SLG: 0.477										4	1	2	2	0	1	1				
27 Giancarlo Stanton, R (1,9) OBP: 0.299, SLG: 0.372										4	0	1	1	0	2	2				
30 Brian Barden, R (1,6) OBP: 0.300, SLG: 0.192										3	0	0	0	0	1	2				
55 Josh Johnson, L (1,1) OBP: 0.188, SLG: 0.181										3	0	0	0	0	3	0				
46 Juan Carlos Oviedo, R (9,1) ERA: 2.43										0	0	0	0	0	0	0				
Inning Stats	R: 0 H: 0 E: 0 K: 1 S: 9	H: 1 LOB: 1 BB: 0 P: 12	R: 1 H: 1 E: 0 K: 1 S: 13	H: 1 LOB: 1 BB: 1 P: 22	R: 0 H: 1 E: 0 K: 3 S: 15	H: 1 LOB: 2 BB: 1 P: 25	R: 0 H: 1 E: 0 K: 1 S: 13	H: 1 LOB: 1 BB: 0 P: 20	R: 1 H: 1 E: 1 K: 1 S: 11	H: 1 LOB: 1 BB: 0 P: 11	R: 2 H: 2 E: 0 K: 2 S: 13	H: 2 LOB: 0 BB: 0 P: 18	R: 0 H: 0 E: 0 K: 0 S: 10	H: 0 LOB: 0 BB: 0 P: 17	R: 0 H: 1 E: 0 K: 1 S: 11	H: 1 LOB: 1 BB: 0 P: 19	1B: 4 2B: 1 3B: 1 HR: 1	SF: 0 SAC: 0 DP: 0 HBP: 0	WP: 0 PB: 0 SB: 1 CS: 0	PA: 34
PITCHER	IP WLS BF H R ER SO BB IBB HBP BLK WP HR S P ERA WHIP																			
14 David Price, L (1,1) ERA: 2.45	6.0 L 27 6 4 4 3 9 2 0 0 0 0 0 0 10 17 4.50 1.333																			
50 Grant Balfour, R (7,1) ERA: 1.74	1.0 3 0 0 0 0 0 0 0 0 0 0 0 10 17 0.00 0.000																			
53 Joaquin Benoit, R (8,1) ERA: 0.5	1.0 4 1 0 0 1 0 0 0 0 0 0 0 11 19 0.00 1.000																			

AB 32
R 4
H 7
RBI 4
BB 2
SO 10
LOB 9



Batter	1	2	3	4	5	6	7	8	9	AB	R	H	RBI	BB	SO	LOB	TOP					
18 Tony Gwynn Jr., L (1, 8) OBP: 0.326, SLG: 0.337										4	0	1	0	0	0	0	San Diego Padres @ Tampa Bay Rays Tropicana Field, St. Petersburg, FL Thu Jun 24 2010, 12:12 PM - 3:11 PM EDT Att: 21,877 - Dome - 72 F livebaseballscorecards.com					
22 David Eckstein, R (1, 4) OBP: 0.321, SLG: 0.349										4	0	0	0	0	0	1						
23 Adrián González, L (1, 10) OBP: 0.406, SLG: 0.561										4	0	0	0	0	1	1						
4 Nick Hundley, R (1, 2) OBP: 0.347, SLG: 0.433										4	0	0	0	0	1	1						
7 Chase Headley, S (1, 5) OBP: 0.307, SLG: 0.352										4	0	0	0	0	2	0						
25 Will Venable, L (1, 9) OBP: 0.311, SLG: 0.399										3	1	2	0	0	0	0						
15 Jerry Hairston, R (1, 6) OBP: 0.288, SLG: 0.341										3	1	2	1	0	0	1						
14 Oscar Salazar, R (1, 3) OBP: 0.288, SLG: 0.295										3	1	1	2	0	1	1						
28 Aaron Cunningham, R (1, 7) OBP: 0.304, SLG: 0.500										3	0	0	0	0	1	0						
Inning Stats	R: 0 E: 0 K: 1 S: 13	H: 1 LOB: 0 BB: 0 P: 14	R: 3 E: 0 K: 1 S: 15	H: 3 LOB: 0 BB: 0 P: 23	R: 0 E: 0 K: 1 S: 8	H: 0 LOB: 0 BB: 0 P: 12	R: 0 E: 0 K: 2 S: 11	H: 1 LOB: 1 BB: 0 P: 19	R: 0 E: 0 K: 0 S: 5	H: 0 LOB: 0 BB: 0 P: 5	R: 0 E: 0 K: 0 S: 6	H: 0 LOB: 0 BB: 0 P: 8	R: 0 E: 0 K: 0 S: 9	H: 1 LOB: 0 BB: 0 P: 16	R: 0 E: 0 K: 0 S: 7	H: 0 LOB: 0 BB: 0 P: 11	R: 0 E: 0 K: 1 S: 6	H: 0 LOB: 0 BB: 0 P: 8	1B: 5 2B: 1 3B: 0 HR: 1	SF: 0 SAC: 0 DP: 1 HBP: 0	WP: 0 PB: 0 SB: 2 CS: 0	PA: 32
PITCHER	IP WLS BF H R ER SO BB IBB HBP BLK WP HR S P ERA WHIP																					
22 Matt Garza, R (1, 1) ERA: 4.1	8.0 W 29 6 3 3 5 0 0 0 1 0 1 74 108 3.38 0.750																					
29 Rafael Soriano, R (9, 1) ERA: 1.35	1.0 S 3 0 0 0 1 0 0 0 0 0 0 6 8 0.00 0.000																					

Batter	1	2	3	4	5	6	7	8	9	AB	R	H	RBI	BB	SO	LOB	BOTTOM			
2 B.J. Upton, R (1, 8) OBP: 0.318, SLG: 0.406										4	1	1	1	0	0	4	San Diego Padres @ Tampa Bay Rays Tropicana Field, St. Petersburg, FL Thu Jun 24 2010, 12:12 PM - 3:11 PM EDT Att: 21,877 - Dome - 72 F livebaseballscorecards.com			
13 Carl Crawford, L (1, 7) OBP: 0.372, SLG: 0.487										1	0	0	0	0	0	0				
18 Ben Zobrist, S (3, 9) OBP: 0.367, SLG: 0.423										2	1	1	0	1	1	1				
3 Evan Longoria, R (1, 5) OBP: 0.379, SLG: 0.529										4	1	3	0	0	1	0				
23 Carlos Pena, L (1, 3) OBP: 0.315, SLG: 0.422										4	1	1	1	0	2	5				
16 Willy Aybar, S (1, 10) OBP: 0.273, SLG: 0.381										4	0	1	2	0	1	3				
1 Sean Rodriguez, R (1, 9) OBP: 0.294, SLG: 0.435										4	0	1	0	0	1	1				
10 Kelly Shoppach, R (1, 2) OBP: 0.291, SLG: 0.286										4	1	3	1	0	1	0				
8 Jason Bartlett, R (1, 6) OBP: 0.318, SLG: 0.325										4	0	0	0	0	2	3				
15 Reid Brignac, L (1, 4) OBP: 0.344, SLG: 0.392										3	0	1	0	0	1	1				
Inning Stats	R: 1 E: 0 K: 1 S: 11	H: 2 LOB: 1 BB: 0 P: 16	R: 0 E: 0 K: 0 S: 9	H: 2 LOB: 2 BB: 0 P: 17	R: 0 E: 0 K: 1 S: 11	H: 1 LOB: 1 BB: 1 P: 20	R: 0 E: 0 K: 1 S: 8	H: 1 LOB: 0 BB: 0 P: 12	R: 2 E: 0 K: 0 S: 13	H: 3 LOB: 1 BB: 0 P: 23	R: 1 E: 0 K: 2 S: 16	H: 2 LOB: 1 BB: 0 P: 26	R: 1 E: 0 K: 3 S: 18	H: 1 LOB: 0 BB: 0 P: 28	R: 0 E: 0 K: 2 S: 9	H: 0 LOB: 0 BB: 0 P: 13	1B: 7 2B: 2 3B: 0 HR: 3	SF: 0 SAC: 0 DP: 2 HBP: 1	WP: 0 PB: 0 SB: 1 CS: 0	PA: 36
PITCHER	IP WLS BF H R ER SO BB IBB HBP BLK WP HR S P ERA WHIP																			
49 Wade LeBlanc, L (1, 1) ERA: 3.16	5.1 L 27 11 4 4 4 0 1 0 0 0 2 61 101 6.75 2.250																			
58 Ryan Webb, R (6, 1) ERA: 1.0	1.2 6 1 1 1 4 0 0 0 0 0 1 25 41 5.40 0.600																			
45 Edward Mujica, R (8, 1) ERA: 2.92	1.0 3 0 0 0 2 0 0 0 0 0 0 9 13 0.00 0.000																			

Batter	1	2	3	4	5	6	7	8	9	AB	R	H	RBI	BB	SO	LOB	TOP										
2 Kelly Johnson, L (1, 10) OBP: 0.371, SLG: 0.502										3	0	2	0	1	1	1	Arizona Diamondbacks @ Tampa Bay Rays Tropicana Field, St. Petersburg, FL Fri Jun 25 2010, 7:11 PM - 9:56 PM EDT Att: 18,918 - Dome - 72 F										
6 Stephen Drew, L (1, 6) OBP: 0.338, SLG: 0.418										4	0	1	0	0	0	3											
10 Justin Upton, R (1, 9) OBP: 0.346, SLG: 0.464										3	0	2	0	1	1	1											
26 Miguel Montero, L (1, 2) OBP: 0.458, SLG: 0.623										4	0	0	0	0	2	5											
24 Chris Young, R (1, 8) OBP: 0.333, SLG: 0.469										4	0	0	0	0	2	4											
25 Adam LaRoche, L (1, 3) OBP: 0.349, SLG: 0.472										3	1	1	1	0	1	0											
27 Mark Reynolds, R (1, 5) OBP: 0.326, SLG: 0.473										3	0	0	0	0	0	0											
8 Gerardo Parra, L (1, 7) OBP: 0.297, SLG: 0.387										3	0	0	0	0	2	0											
3 Tony Abreu, S (1, 4) OBP: 0.278, SLG: 0.341										3	0	1	0	0	1	0											
Inning Stats	R: 0 H: 0 E: 0 K: 0 S: 4	H: 0 LOB: 1 BB: 2 P: 15	R: 1 H: 1 E: 0 K: 1 S: 9	H: 1 LOB: 0 BB: 0 P: 15	R: 0 H: 1 E: 0 K: 2 S: 9	H: 1 LOB: 0 BB: 0 P: 11	R: 0 H: 0 E: 0 K: 2 S: 8	H: 0 LOB: 0 BB: 0 P: 11	R: 0 H: 3 E: 0 K: 1 S: 12	H: 3 LOB: 2 BB: 0 P: 18	R: 0 H: 0 E: 0 K: 0 S: 9	H: 0 LOB: 0 BB: 0 P: 16	R: 0 H: 1 E: 0 K: 1 S: 8	H: 1 LOB: 0 BB: 0 P: 10	R: 0 H: 1 E: 0 K: 2 S: 10	H: 1 LOB: 0 BB: 0 P: 13	1B: 6 2B: 1 3B: 0 HR: 1	SF: 0 SAC: 0 DP: 3 HBP: 0	WP: 0 PB: 0 SB: 0 CS: 1	PA: 32							
PITCHER	IP	WLS	BF	H	R	ER	SO	BB	IBB	HBP	BLK	WP	HR	S	P	ERA	WHIP										
34 Jeff Niemann, R (1, 1) ERA: 2.72	7.1	L	28	6	1	1	8	2	0	0	0	0	1	64	106	1.23	1.091										
36 Randy Choate, L (8, 1) ERA: 5.5	0.2		1	0	0	0	0	0	0	0	0	0	0	2	3	0.00	0.000										
50 Grant Balfour, R (9, 1) ERA: 1.69	1.0		3	1	0	0	2	0	0	0	0	0	0	10	13	0.00	1.000										

Batter	1	2	3	4	5	6	7	8	9	AB	R	H	RBI	BB	SO	LOB	BOTTOM										
28 John Jaso, L (1, 2) OBP: 0.395, SLG: 0.401										4	0	0	0	0	1	2	Arizona Diamondbacks @ Tampa Bay Rays Tropicana Field, St. Petersburg, FL Fri Jun 25 2010, 7:11 PM - 9:56 PM EDT Att: 18,918 - Dome - 72 F										
18 Ben Zobrist, S (1, 9) OBP: 0.369, SLG: 0.420										2	0	0	0	2	0	0											
3 Evan Longoria, R (1, 5) OBP: 0.377, SLG: 0.523										3	0	0	0	1	1	1											
23 Carlos Pena, L (1, 3) OBP: 0.318, SLG: 0.418										2	0	0	0	2	0	0											
13 Carl Crawford, L (8, PR) OBP: 0.372, SLG: 0.487										0	0	0	0	0	0	0											
15 Reid Brignac, L (9, 4) OBP: 0.344, SLG: 0.392										4	0	0	0	0	0	6											
20 Matt Joyce, L (1, 7) OBP: 0.321, SLG: 0.403										2	0	0	0	1	1	3											
9 Hank Blalock, L (1, 10) OBP: 0.303, SLG: 0.344										4	0	0	0	0	0	5											
1 Sean Rodriguez, R (1, 4) OBP: 0.289, SLG: 0.427										3	0	0	0	0	3	2											
16 Willy Aybar, S (9, PH) OBP: 0.279, SLG: 0.381										0	0	0	0	1	0	0											
8 Jason Bartlett, R (1, 6) OBP: 0.316, SLG: 0.321										3	0	0	0	1	0	1											
Inning Stats	R: 0 H: 0 E: 0 K: 1 S: 11	H: 0 LOB: 2 BB: 2 P: 27	R: 0 H: 0 E: 0 K: 1 S: 12	H: 0 LOB: 2 BB: 2 P: 19	R: 0 H: 0 E: 0 K: 0 S: 8	H: 0 LOB: 3 BB: 3 P: 22	R: 0 H: 0 E: 0 K: 1 S: 8	H: 0 LOB: 0 BB: 0 P: 10	R: 0 H: 0 E: 0 K: 1 S: 6	H: 0 LOB: 0 BB: 0 P: 9	R: 0 H: 0 E: 0 K: 1 S: 7	H: 0 LOB: 1 BB: 0 P: 11	R: 0 H: 0 E: 0 K: 0 S: 11	H: 0 LOB: 0 BB: 0 P: 19	R: 0 H: 0 E: 1 K: 0 S: 8	H: 0 LOB: 1 BB: 0 P: 17	R: 0 H: 0 E: 0 K: 1 S: 9	H: 0 LOB: 1 BB: 1 P: 15	1B: 0 2B: 0 3B: 0 HR: 0	SF: 0 SAC: 0 DP: 0 HBP: 1	WP: 1 PB: 0 SB: 2 CS: 1	PA: 37					
PITCHER	IP	WLS	BF	H	R	ER	SO	BB	IBB	HBP	BLK	WP	HR	S	P	ERA	WHIP										
36 Edwin Jackson, R (1, 1) ERA: 4.63	9.0	W	36	0	0	0	6	8	0	0	1	0	0	80	149	0.00	0.889										

Batter	1	2	3	4	5	6	7	8	9	AB	R	H	RBI	BB	SO	LOB	TOP				
28 John Jaso, L OBP: 0.398, SLG: 0.392	G6-3		K		P5		13 1B		13 1B 18 1B	4	2	1	0	1	1	0	Tampa Bay Rays @ Boston Red Sox Fenway Park, Boston, MA Tue Jun 29 2010, 7:11 PM - 10:41 PM EDT Att: 38,013 - Partly Cloudy - 83 F				
13 Carl Crawford, L OBP: 0.379, SLG: 0.496	23 E 1B		23 S 2B		F7		3 1B		3 S 18 1B	5	1	4	0	0	0	0					
3 Evan Longoria, R OBP: 0.373, SLG: 0.509	F9		F8		P4		1-3 2H		P6	5	0	1	1	0	0	4					
23 Carlos Pena, L OBP: 0.316, SLG: 0.414	1-2 BB		P5		G4-3		F7		K	4	0	0	0	1	1	3					
18 Ben Zobrist, S OBP: 0.376, SLG: 0.413	G3-1		G4-3		BB		16 HR		16 DI 1B	3	1	1	2	2	0	2					
20 Matt Joyce, L OBP: 0.287, SLG: 0.083	G4-3		F7		K		1-2 HR		K	3	0	0	0	0	1	1					
16 Willy Aybar, S OBP: 0.281, SLG: 0.398										2	1	1	2	0	1	1					
1 Sean Rodriguez, R OBP: 0.296, SLG: 0.417	15 1B 1B		15 S 1B		F9		G5-3			4	0	2	0	0	0	1					
15 Reid Brignac, L OBP: 0.339, SLG: 0.384	F8		F8		F7		F7			3	0	1	0	0	0	1					
2 B.J. Upton, R OBP: 0.320, SLG: 0.402										1	0	1	0	0	0	0					
8 Jason Bartlett, R OBP: 0.314, SLG: 0.316	L6		K		G5-3		P3			4	0	0	0	0	1	4					
Inning Stats	R: 0 E: 0 K: 0 S: 12	H: 1 LOB: 2 BB: 1 P: 21	R: 0 E: 0 K: 0 S: 7	H: 1 LOB: 1 BB: 0 P: 10	R: 0 E: 0 K: 1 S: 12	H: 1 LOB: 1 BB: 0 P: 19	R: 0 E: 0 K: 1 S: 15	H: 2 LOB: 2 BB: 0 P: 19	R: 0 E: 0 K: 1 S: 9	H: 0 LOB: 0 BB: 1 P: 17	R: 1 E: 0 K: 0 S: 8	H: 3 LOB: 2 BB: 0 P: 13	R: 2 E: 0 K: 0 S: 14	H: 2 LOB: 1 BB: 1 P: 26	R: 2 E: 0 K: 2 S: 20	H: 2 LOB: 1 BB: 1 P: 30	1B: 9 2B: 1 3B: 1 HR: 1	SF: 0 SAC: 0 DP: 0 HBP: 0	WP: 0 PB: 0 SB: 3 CS: 0	PA: 42	
PITCHER	IP WLS BF H R ER SO	IP WLS BF H R ER SO	IP WLS BF H R ER SO	IP WLS BF H R ER SO	IP WLS BF H R ER SO	IP WLS BF H R ER SO	IP WLS BF H R ER SO	IP WLS BF H R ER SO	IP WLS BF H R ER SO	IP WLS BF H R ER SO	IP WLS BF H R ER SO	IP WLS BF H R ER SO	IP WLS BF H R ER SO	IP WLS BF H R ER SO	IP WLS BF H R ER SO	IP WLS BF H R ER SO	ERA WHIP	ERA WHIP			
41 John Lackey, R ERA: 4.48	(1, 1)	7.0	W	30	8	1	1	3	2	0	0	0	0	0	0	0	0	1.29	1.429		
37 Hideki Okajima, L ERA: 5.81	(8, 1)	0.2		5	2	2	2	0	1	0	0	0	0	0	0	0	0	27.00	4.500		
51 Daniel Bard, R ERA: 2.04	(8, 1)	0.1		1	0	0	0	0	0	0	0	0	0	0	0	0	0	0.00	0.000		
48 Scott Atchison, R ERA: 4.81	(9, 1)	0.1		3	1	2	2	0	1	0	0	0	0	0	0	0	0	54.00	6.000		
62 Dustin Richardson, L ERA: 3.98	(9, 1)	0.1		2	1	0	0	1	0	0	0	0	0	0	0	0	0	0.00	3.000		

Batter	1	2	3	4	5	6	7	8	9	AB	R	H	RBI	BB	SO	LOB	BOTTOM				
10 Marco Scutaro, R OBP: 0.353, SLG: 0.385	G1-3		K		34 HR 2B		K		34 BB BB	4	1	1	0	1	2	3	Tampa Bay Rays @ Boston Red Sox Fenway Park, Boston, MA Tue Jun 29 2010, 7:11 PM - 10:41 PM EDT Att: 38,013 - Partly Cloudy - 83 F				
60 Daniel Nava, S OBP: 0.361, SLG: 0.473	P5		G6-3		34 FC5 1B		F8		F8	4	0	1	1	0	1	2					
54 Darnell McDonald, R OBP: 0.330, SLG: 0.407										1	0	0	0	0	0	1					
34 David Ortiz, L OBP: 0.360, SLG: 0.553	BB		F9		2H 3H HR		FC5		20 G6-4-3 BB	3	1	1	3	2	0	3					
20 Kevin Youkilis, R OBP: 0.421, SLG: 0.575	F8		F9		K				29 2B 33 SF7 BB	4	1	0	0	1	1	3					
7 J.D. Drew, L OBP: 0.361, SLG: 0.466	K		33 WP 29 1B BB		29 1B 33 1B HBP		P5			2	1	0	0	1	1	1					
29 Adrián Beltré, R OBP: 0.387, SLG: 0.561	33 G4-3 2B		33 WP 1B		22 BB 60 1B 1B		22 HR 2B			4	2	4	0	0	0	0					
33 Jason Varitek, S OBP: 0.324, SLG: 0.554	G4-3		K		60 1B 22 BB 1B		SF7			3	0	1	2	0	1	3					
22 Bill Hall, R OBP: 0.338, SLG: 0.427	G4-3		P3		34 FC5 60 1B BB		HR			3	1	1	2	1	0	1					
23 Mike Cameron, R OBP: 0.327, SLG: 0.357	K		10 2B 34 HR 1B		K		F8			4	1	1	0	0	2	3					
Inning Stats	R: 0 E: 0 K: 0 S: 15	H: 0 LOB: 1 BB: 1 P: 24	R: 0 E: 0 K: 1 S: 14	H: 1 LOB: 1 BB: 0 P: 20	R: 0 E: 0 K: 2 S: 8	H: 0 LOB: 0 BB: 0 P: 12	R: 0 E: 0 K: 1 S: 14	H: 1 LOB: 2 BB: 1 P: 21	R: 3 E: 0 K: 2 S: 17	H: 3 LOB: 0 BB: 0 P: 21	R: 2 E: 0 K: 2 S: 15	H: 3 LOB: 3 BB: 1 P: 28	R: 3 E: 0 K: 0 S: 11	H: 2 LOB: 0 BB: 1 P: 17	R: 0 E: 0 K: 0 S: 12	H: 0 LOB: 1 BB: 2 P: 22	1B: 5 2B: 3 3B: 0 HR: 2	SF: 1 SAC: 0 DP: 1 HBP: 1	WP: 1 PB: 0 SB: 0 CS: 0	PA: 40	
PITCHER	IP WLS BF H R ER SO	IP WLS BF H R ER SO	IP WLS BF H R ER SO	IP WLS BF H R ER SO	IP WLS BF H R ER SO	IP WLS BF H R ER SO	IP WLS BF H R ER SO	IP WLS BF H R ER SO	IP WLS BF H R ER SO	IP WLS BF H R ER SO	IP WLS BF H R ER SO	IP WLS BF H R ER SO	IP WLS BF H R ER SO	IP WLS BF H R ER SO	IP WLS BF H R ER SO	IP WLS BF H R ER SO	ERA WHIP	ERA WHIP			
33 James Shields, R ERA: 4.78	(1, 1)	5.0	L	25	7	5	5	0	2	0	0	0	0	0	0	0	0	9.00	1.800		
35 Dan Wheeler, R ERA: 3.33	(6, 1)	0.2		3	0	0	0	2	1	0	0	0	0	0	0	0	0	0.00	1.500		
31 Lance Cormier, R ERA: 4.86	(6, 1)	1.0		6	2	2	2	0	1	0	0	0	0	0	0	0	0	18.00	3.000		
21 Andy Sonnanstine, R ERA: 3.67	(7, 1)	1.1		6	1	1	1	0	2	0	0	0	0	0	0	0	0	6.75	2.250		



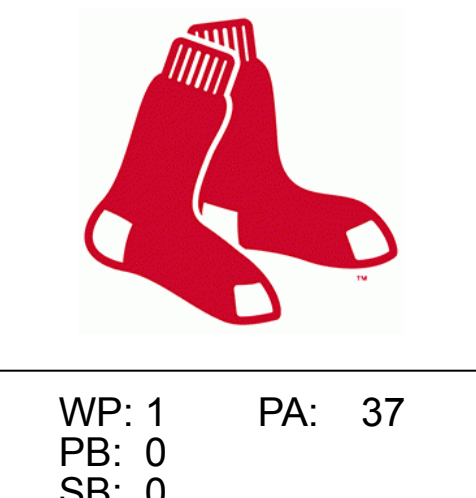
Batter	1	2	3	4	5	6	7	8	9	AB	R	H	RBI	BB	SO	LOB	TOP								
18 Ben Zobrist, S OBP: 0.376, SLG: 0.411										4	0	1	1	1	1	1	Tampa Bay Rays @ Boston Red Sox Fenway Park, Boston, MA Wed Jun 30 2010, 7:13 PM - 10:47 PM EDT Att: 38,055 - Partly Cloudy - 73 F								
13 Carl Crawford, L OBP: 0.373, SLG: 0.488										5	0	0	0	0	2	2									
19 Gabe Kapler, R OBP: 0.305, SLG: 0.277										0	0	0	0	0	0	0									
3 Evan Longoria, R OBP: 0.371, SLG: 0.503										5	1	1	0	0	1	1									
23 Carlos Pena, L OBP: 0.321, SLG: 0.419										4	1	2	1	1	1	0									
20 Matt Joyce, L OBP: 0.450, SLG: 0.286										2	2	2	0	2	0	0									
28 John Jaso, L OBP: 0.398, SLG: 0.388										4	2	1	0	1	0	5									
1 Sean Rodriguez, R OBP: 0.299, SLG: 0.416										5	1	2	2	0	0	4									
10 Kelly Shoppach, R OBP: 0.396, SLG: 0.421										3	1	1	2	0	2	1									
8 Jason Bartlett, R OBP: 0.313, SLG: 0.329										4	1	1	3	0	1	2									
Inning Stats	R: 0 E: 0 K: 1 S: 13	H: 0 LOB: 3 BB: 3 P: 29	R: 0 E: 0 K: 2 S: 12	H: 1 LOB: 1 BB: 0 P: 20	R: 0 E: 0 K: 0 S: 5	H: 0 LOB: 0 BB: 0 P: 7	R: 3 E: 1 K: 2 S: 16	H: 3 LOB: 1 BB: 1 P: 29	R: 0 E: 0 K: 1 S: 9	H: 0 LOB: 0 BB: 0 P: 15	R: 0 E: 0 K: 1 S: 8	H: 0 LOB: 0 BB: 0 P: 11	R: 0 E: 0 K: 1 S: 7	H: 0 LOB: 0 BB: 0 P: 11	R: 6 E: 0 K: 0 S: 18	H: 5 LOB: 0 BB: 1 P: 28	R: 0 E: 0 K: 0 S: 10	H: 2 LOB: 2 BB: 0 P: 17	1B: 7 2B: 3 3B: 0 HR: 1	SF: 0 SAC: 1 DP: 0 HBP: 1	WP: 0 PB: 0 SB: 2 CS: 1	PA: 44			
PITCHER	IP WLS BF H R ER SO BB IBB HBP BLK WP HR S P ERA WHIP	IP WLS BF H R ER SO BB IBB HBP BLK WP HR S P ERA WHIP	IP WLS BF H R ER SO BB IBB HBP BLK WP HR S P ERA WHIP	IP WLS BF H R ER SO BB IBB HBP BLK WP HR S P ERA WHIP	IP WLS BF H R ER SO BB IBB HBP BLK WP HR S P ERA WHIP	IP WLS BF H R ER SO BB IBB HBP BLK WP HR S P ERA WHIP	IP WLS BF H R ER SO BB IBB HBP BLK WP HR S P ERA WHIP	IP WLS BF H R ER SO BB IBB HBP BLK WP HR S P ERA WHIP	IP WLS BF H R ER SO BB IBB HBP BLK WP HR S P ERA WHIP	IP WLS BF H R ER SO BB IBB HBP BLK WP HR S P ERA WHIP	IP WLS BF H R ER SO BB IBB HBP BLK WP HR S P ERA WHIP	IP WLS BF H R ER SO BB IBB HBP BLK WP HR S P ERA WHIP	IP WLS BF H R ER SO BB IBB HBP BLK WP HR S P ERA WHIP	IP WLS BF H R ER SO BB IBB HBP BLK WP HR S P ERA WHIP	IP WLS BF H R ER SO BB IBB HBP BLK WP HR S P ERA WHIP	IP WLS BF H R ER SO BB IBB HBP BLK WP HR S P ERA WHIP	IP WLS BF H R ER SO BB IBB HBP BLK WP HR S P ERA WHIP	IP WLS BF H R ER SO BB IBB HBP BLK WP HR S P ERA WHIP	IP WLS BF H R ER SO BB IBB HBP BLK WP HR S P ERA WHIP	IP WLS BF H R ER SO BB IBB HBP BLK WP HR S P ERA WHIP	IP WLS BF H R ER SO BB IBB HBP BLK WP HR S P ERA WHIP	IP WLS BF H R ER SO BB IBB HBP BLK WP HR S P ERA WHIP	IP WLS BF H R ER SO BB IBB HBP BLK WP HR S P ERA WHIP	IP WLS BF H R ER SO BB IBB HBP BLK WP HR S P ERA WHIP	IP WLS BF H R ER SO BB IBB HBP BLK WP HR S P ERA WHIP

AB	36
R	9
H	11
RBI	9
BB	5
SO	8
LOB	16



Batter	1	2	3	4	5	6	7	8	9	AB	R	H	RBI	BB	SO	LOB	BOTTOM								
10 Marco Scutaro, R OBP: 0.354, SLG: 0.386										5	1	2	0	0	0	1	Tampa Bay Rays @ Boston Red Sox Fenway Park, Boston, MA Wed Jun 30 2010, 7:13 PM - 10:47 PM EDT Att: 38,055 - Partly Cloudy - 73 F								
3 Eric Patterson, L OBP: 0.263, SLG: 0.406										3	2	1	0	0	0	1									
34 David Ortiz, L OBP: 0.366, SLG: 0.564										3	1	2	3	1	0	0									
20 Kevin Youkilis, R OBP: 0.416, SLG: 0.567										4	0	0	0	0	2	3									
29 Adrián Beltré, R OBP: 0.385, SLG: 0.558										3	0	1	1	0	0	0									
22 Bill Hall, R OBP: 0.329, SLG: 0.415										4	0	0	0	0	2	1									
33 Jason Varitek, S OBP: 0.324, SLG: 0.547										3	0	1	0	0	1	1									
44 Gustavo Molina, R OBP: 0.329, SLG: 0.400										3	0	0	0	1	1	1									
54 Danell McDonald, R OBP: 0.328, SLG: 0.400										4	0	1	0	0	1	2									
23 Mike Cameron, R OBP: 0.324, SLG: 0.353										4	0	1	0	0	1	2									
Inning Stats	R: 0 E: 0 K: 0 S: 8	H: 1 LOB: 0 BB: 0 P: 11	R: 0 E: 0 K: 2 S: 7	H: 0 LOB: 0 BB: 0 P: 9	R: 0 E: 0 K: 1 S: 8	H: 0 LOB: 0 BB: 0 P: 14	R: 0 E: 0 K: 1 S: 15	H: 0 LOB: 1 BB: 1 P: 25	R: 0 E: 0 K: 0 S: 7	H: 1 LOB: 1 BB: 0 P: 8	R: 1 E: 0 K: 0 S: 7	H: 1 LOB: 1 BB: 0 P: 14	R: 0 E: 0 K: 1 S: 12	H: 1 LOB: 2 BB: 1 P: 23	R: 3 E: 0 K: 1 S: 16	H: 3 LOB: 0 BB: 0 P: 23	R: 0 E: 0 K: 1 S: 9	H: 1 LOB: 1 BB: 0 P: 13	1B: 6 2B: 2 3B: 0 HR: 0	SF: 1 SAC: 0 DP: 1 HBP: 1	WP: 1 PB: 0 SB: 0 CS: 0	PA: 37			
PITCHER	IP WLS BF H R ER SO BB IBB HBP BLK WP HR S P ERA WHIP	IP WLS BF H R ER SO BB IBB HBP BLK WP HR S P ERA WHIP	IP WLS BF H R ER SO BB IBB HBP BLK WP HR S P ERA WHIP	IP WLS BF H R ER SO BB IBB HBP BLK WP HR S P ERA WHIP	IP WLS BF H R ER SO BB IBB HBP BLK WP HR S P ERA WHIP	IP WLS BF H R ER SO BB IBB HBP BLK WP HR S P ERA WHIP	IP WLS BF H R ER SO BB IBB HBP BLK WP HR S P ERA WHIP	IP WLS BF H R ER SO BB IBB HBP BLK WP HR S P ERA WHIP	IP WLS BF H R ER SO BB IBB HBP BLK WP HR S P ERA WHIP	IP WLS BF H R ER SO BB IBB HBP BLK WP HR S P ERA WHIP	IP WLS BF H R ER SO BB IBB HBP BLK WP HR S P ERA WHIP	IP WLS BF H R ER SO BB IBB HBP BLK WP HR S P ERA WHIP	IP WLS BF H R ER SO BB IBB HBP BLK WP HR S P ERA WHIP	IP WLS BF H R ER SO BB IBB HBP BLK WP HR S P ERA WHIP	IP WLS BF H R ER SO BB IBB HBP BLK WP HR S P ERA WHIP	IP WLS BF H R ER SO BB IBB HBP BLK WP HR S P ERA WHIP	IP WLS BF H R ER SO BB IBB HBP BLK WP HR S P ERA WHIP	IP WLS BF H R ER SO BB IBB HBP BLK WP HR S P ERA WHIP	IP WLS BF H R ER SO BB IBB HBP BLK WP HR S P ERA WHIP	IP WLS BF H R ER SO BB IBB HBP BLK WP HR S P ERA WHIP	IP WLS BF H R ER SO BB IBB HBP BLK WP HR S P ERA WHIP	IP WLS BF H R ER SO BB IBB HBP BLK WP HR S P ERA WHIP	IP WLS BF H R ER SO BB IBB HBP BLK WP HR S P ERA WHIP	IP WLS BF H R ER SO BB IBB HBP BLK WP HR S P ERA WHIP	IP WLS BF H R ER SO BB IBB HBP BLK WP HR S P ERA WHIP

AB	33
R	4
H	8
RBI	4
BB	2
SO	7
LOB	10



Batter	1	2	3	4	5	6	7	8	9	AB	R	H	RBI	BB	SO	LOB	TOP										
18 Ben Zobrist, S OBP: 0.379, SLG: 0.410	G4-3	K2-3			K		P6		BB	4	0	0	0	1	2	3											
13 Carl Crawford, L OBP: 0.378, SLG: 0.493	2B		1B			K		K	G4-3	5	1	2	0	0	2	2											
3 Evan Longoria, R OBP: 0.367, SLG: 0.502	2B		F9			F9		G4-3		4	0	1	1	0	0	1											
16 Willy Aybar, S OBP: 0.299, SLG: 0.405	2B		G6-4-3							3	0	2	0	0	0	1											
8 Jason Bartlett, R OBP: 0.308, SLG: 0.323	HBP									0	0	0	0	0	0	0											
20 Matt Joyce, L OBP: 0.385, SLG: 0.211					P6					3	0	0	0	0	1	3											
19 Gabe Kapler, R OBP: 0.302, SLG: 0.274										0	0	0	0	0	0	0											
28 John Jaso, L OBP: 0.400, SLG: 0.391										1	0	1	0	0	0	0											
10 Kelly Shoppach, R OBP: 0.385, SLG: 0.381										4	0	0	0	0	2	4											
14 David Price, L OBP: 0.143, SLG: 0.143										0	0	0	0	0	0	0											
23 Carlos Pena, L OBP: 0.312, SLG: 0.406			G4-3		F9				G3-1	4	0	0	0	0	0	0											
1 Sean Rodriguez, R OBP: 0.301, SLG: 0.418					B2-3				G4-3	4	0	2	0	0	0	0											
15 Reid Brignac, L OBP: 0.340, SLG: 0.384										4	0	1	0	0	3	2											
Inning Stats	R: 1 H: 2 E: 0 K: 1 S: 17	H: 2 LOB: 2 BB: 0 P: 26	R: 0 H: 1 E: 0 K: 2 S: 9	H: 1 LOB: 1 BB: 0 P: 14	R: 0 H: 1 E: 0 K: 0 S: 5	H: 1 LOB: 0 BB: 0 P: 6	R: 0 H: 0 E: 0 K: 1 S: 7	H: 0 LOB: 0 BB: 0 P: 11	R: 0 H: 0 E: 0 K: 2 S: 10	H: 1 LOB: 2 BB: 0 P: 20	R: 0 H: 1 E: 0 K: 1 S: 11	H: 1 LOB: 2 BB: 0 P: 12	R: 0 H: 2 E: 0 K: 2 S: 13	H: 2 LOB: 3 BB: 1 P: 22	R: 0 H: 1 E: 0 K: 0 S: 7	H: 1 LOB: 2 BB: 1 P: 13	1B: 6 2B: 3 3B: 0 HR: 0	SF: 0 SAC: 0 DP: 1 HBP: 1	WP: 3 PB: 0 SB: 0 CS: 0	PA: 38							
PITCHER	IP	WLS	BF	H	R	ER	SO	BB	IBB	HBP	BLK	WP	HR	S	P	ERA	WHIP										
30 Scott Baker, R ERA: 4.72	7.0	W	28	6	1	1	8	0	0	1	0	1	0	71	101	1.29	0.857										
52 Brian Duensing, L ERA: 1.73	0.2	H	3	1	0	0	1	0	0	0	0	0	0	7	12	0.00	1.500										
28 Jesse Crain, R ERA: 4.18	0.1	H	2	1	0	0	1	0	0	0	0	1	0	6	10	0.00	3.000										
60 Jon Rauch, R ERA: 2.53	1.0	S	5	1	0	0	0	1	0	0	0	1	0	7	13	0.00	2.000										

Tampa Bay Rays @ Minnesota Twins
Target Field, Minneapolis, MN
Fri Jul 02 2010, 7:11 PM - 9:59 PM CDT
Att: 39,266 - Clear - 86 F

AB	36
R	1
H	9
RBI	1
BB	1
SO	10
LOB	16



Batter	1	2	3	4	5	6	7	8	9	AB	R	H	RBI	BB	SO	LOB	BOTTOM										
2 Denard Span, L OBP: 0.353, SLG: 0.387	BB		SH1-4			K		F8		2	0	0	0	1	1	0											
1 Orlando Hudson, S OBP: 0.352, SLG: 0.382	BB		FC6-2			G6-3		F8		3	0	0	0	1	0	2											
7 Joe Mauer, L OBP: 0.373, SLG: 0.426	K		F8			G6-3				3	0	0	0	1	1	4											
33 Justin Morneau, L OBP: 0.438, SLG: 0.607	G4-6-3				K		G4-3	K		4	0	0	0	0	2	3											
5 Michael Cuddyer, R OBP: 0.326, SLG: 0.411		G6-3			G5-3		K			3	0	0	0	0	1	0											
16 Jason Kubel, L OBP: 0.349, SLG: 0.445		F8			F9					3	1	1	0	0	0	0											
21 Delmon Young, R OBP: 0.331, SLG: 0.484			K2-3		G6-3			E6		3	1	1	1	0	1	0											
22 Danny Valencia, R OBP: 0.396, SLG: 0.354					SH1-4			2B		2	0	2	1	1	0	0											
8 Nick Punto, S OBP: 0.332, SLG: 0.324			FC4		G4-6-3			F7		3	0	0	0	0	0	3											
Inning Stats	R: 0 H: 0 E: 0 K: 1 S: 11	H: 0 LOB: 1 BB: 2 P: 23	R: 0 H: 0 E: 0 K: 1 S: 5	H: 0 LOB: 0 BB: 0 P: 6	R: 0 H: 0 E: 0 K: 0 S: 13	H: 0 LOB: 2 BB: 1 P: 27	R: 0 H: 0 E: 0 K: 1 S: 9	H: 0 LOB: 0 BB: 0 P: 13	R: 0 H: 1 E: 0 K: 0 S: 7	H: 3 LOB: 1 BB: 0 P: 9	R: 2 H: 3 E: 1 K: 1 S: 13	H: 3 LOB: 1 BB: 0 P: 17	R: 0 H: 0 E: 0 K: 1 S: 10	H: 0 LOB: 1 BB: 1 P: 18	1B: 3 2B: 1 3B: 0 HR: 0	SF: 0 SAC: 1 DP: 2 HBP: 0	WP: 0 PB: 0 SB: 0 CS: 0	PA: 31									
PITCHER	IP	WLS	BF	H	R	ER	SO	BB	IBB	HBP	BLK	WP	HR	S	P	ERA	WHIP										
14 David Price, L ERA: 2.42	8.0	L	31	4	2	2	6	4	0	0	0	0	0	73	122	2.25	1.000										
14 David Price, L ERA: 2.42	8.0	L	31	4	2	2	6	4	0	0	0	0	0	73	122	2.25	1.000										

Tampa Bay Rays @ Minnesota Twins
Target Field, Minneapolis, MN
Fri Jul 02 2010, 7:11 PM - 9:59 PM CDT
Att: 39,266 - Clear - 86 F

AB	26
R	2
H	4
RBI	2
BB	4
SO	6
LOB	12



Batter	1	2	3	4	5	6	7	8	9	AB	R	H	RBI	BB	SO	LOB	TOP										
1 Sean Rodriguez, R OBP: 0.303, SLG: 0.417			G6-3							5	1	2	0	0	1	1											
13 Carl Crawford, L OBP: 0.379, SLG: 0.495										5	1	2	2	0	1	1											
3 Evan Longoria, R OBP: 0.368, SLG: 0.500										5	1	2	1	0	1	2											
16 Willy Aybar, S OBP: 0.298, SLG: 0.408										4	1	1	1	0	1	2											
10 Kelly Shoppach, R OBP: 0.386, SLG: 0.364										2	0	0	0	1	1	0											
28 John Jaso, L OBP: 0.398, SLG: 0.389										1	0	0	0	0	0	2											
2 B.J. Upton, R OBP: 0.319, SLG: 0.398										3	1	0	0	1	1	1											
18 Ben Zobrist, S OBP: 0.374, SLG: 0.404										4	0	0	0	0	2	4											
19 Gabe Kapler, R OBP: 0.303, SLG: 0.276										3	1	1	0	0	1	1											
20 Matt Joyce, L OBP: 0.407, SLG: 0.400										1	1	1	4	0	0	0											
23 Carlos Pena, L OBP: 0.312, SLG: 0.406										0	0	0	0	0	0	0											
8 Jason Bartlett, R OBP: 0.309, SLG: 0.327										3	1	1	0	0	1	0											
Inning Stats	R: 0 H: 1 E: 0 K: 2 S: 18	H: 1 LOB: 1 BB: 0 P: 21	R: 0 H: 0 E: 0 K: 1 S: 6	H: 0 LOB: 0 BB: 0 P: 12	R: 1 H: 2 E: 0 K: 0 S: 11	H: 2 LOB: 1 BB: 0 P: 19	R: 0 H: 0 E: 0 K: 2 S: 7	H: 0 LOB: 0 BB: 0 P: 11	R: 0 H: 1 E: 0 K: 1 S: 9	H: 1 LOB: 1 BB: 0 P: 13	R: 0 H: 0 E: 0 K: 1 S: 7	H: 0 LOB: 1 BB: 1 P: 14	R: 7 H: 6 E: 0 K: 0 S: 24	H: 6 LOB: 0 BB: 1 P: 37	R: 0 H: 0 E: 0 K: 0 S: 8	H: 0 LOB: 0 BB: 0 P: 12	1B: 6 2B: 3 HR: 1	SF: 0 SAC: 1 DP: 0 HBP: 0	WP: 1 PB: 1 SB: 0 CS: 0	PA: 39							
PITCHER	IP	WLS	BF	H	R	ER	SO	BB	IBB	HBP	BLK	WP	HR	S	P	ERA	WHIP										
47 Francisco Liriano, L ERA: 3.32	7.0		26	4	1	1	10	1	0	0	0	1	0	67	103	1.29	0.714										
31 Alex Burnett, R ERA: 3.63	0.0		2	2	2	0	0	0	0	0	0	0	0	10	13	∞	∞										
50 Jose Mijares, L ERA: 2.65	0.0		1	1	0	0	0	0	0	0	0	0	0	1	3	∞	∞										
54 Matt Guerrier, R ERA: 2.82	1.0	L	7	3	5	5	0	1	0	0	0	0	1	13	21	45.00	4.000										
32 Ron Mahay, L ERA: 3.91	1.0		3	0	0	0	0	0	0	0	0	0	0	8	12	0.00	0.000										

Tampa Bay Rays @ Minnesota Twins
Target Field, Minneapolis, MN
Sat Jul 03 2010, 3:11 PM - 6:22 PM CDT
Att: 40,852 - Partly Cloudy - 90 F

livebaseballscorecards.com

AB 36
R 8
H 10
RBI 8
BB 2
SO 10
LOB 14

Batter	1	2	3	4	5	6	7	8	9	AB	R	H	RBI	BB	SO	LOB	BOTTOM										
2 Denard Span, L OBP: 0.351, SLG: 0.384										5	0	1	1	0	1	2											
1 Orlando Hudson, S OBP: 0.346, SLG: 0.375										5	0	0	0	0	0	2											
7 Joe Mauer, L OBP: 0.378, SLG: 0.434										4	1	3	0	0	0	0											
33 Justin Morneau, L OBP: 0.436, SLG: 0.613										4	1	1	2	0	1	2											
16 Jason Kubel, L OBP: 0.345, SLG: 0.440										3	0	0	0	0	0	1											
8 Nick Punto, S OBP: 0.330, SLG: 0.323										1	0	0	0	0	1	0											
5 Michael Cuddyer, R OBP: 0.328, SLG: 0.416										4	1	2	0	0	0	0											
25 Jim Thome, L OBP: 0.388, SLG: 0.597										4	3	3	3	0	0	1											
21 Delmon Young, R OBP: 0.330, SLG: 0.484										4	0	1	0	0	1	1											
27 J.J. Hardy, R OBP: 0.272, SLG: 0.345										4	0	2	0	0	0	2											
Inning Stats	R: 0 H: 1 E: 0 K: 0 S: 10	H: 2 LOB: 1 BB: 0 P: 12	R: 1 H: 2 E: 0 K: 0 S: 11	H: 2 LOB: 0 BB: 0 P: 19	R: 2 H: 2 E: 0 K: 0 S: 11	H: 2 LOB: 0 BB: 0 P: 14	R: 1 H: 2 E: 0 K: 1 S: 16	H: 2 LOB: 1 BB: 0 P: 21	R: 0 H: 1 E: 0 K: 0 S: 8	H: 1 LOB: 0 BB: 0 P: 15	R: 0 H: 1 E: 0 K: 0 S: 3	H: 1 LOB: 0 BB: 0 P: 4	R: 0 H: 1 E: 0 K: 1 S: 7	H: 1 LOB: 0 BB: 0 P: 10	R: 0 H: 0 E: 0 K: 2 S: 12	H: 0 LOB: 0 BB: 0 P: 17	R: 2 H: 3 E: 0 K: 0 S: 12	H: 3 LOB: 1 BB: 0 P: 16	1B: 5 2B: 5 HR: 3	SF: 0 SAC: 0 DP: 2 HBP: 0	WP: 0 PB: 0 SB: 0 CS: 0	PA: 38					
PITCHER	IP	WLS	BF	H	R	ER	SO	BB	IBB	HBP	BLK	WP	HR	S	P	ERA	WHIP										
40 Wade Davis, R ERA: 4.86	4.1		21	8	4	4	1	0	0	0	0	0	0	6	10	0.00	0.750										
31 Lance Cormier, R ERA: 4.5	1.1		4	1	0	0	0	0	0	0	0	0	0	4	6	0.00	3.000										
35 Dan Wheeler, R ERA: 3.28	0.1		2	1	0	0	0	0	0	0	0	0	0	4	6	0.00	3.000										
36 Randy Choate, L ERA: 5.85	1.0	W	2	0	0	0	1	0	0	0	0	0	0	4	6	0.00	0.000										
53 Joaquin Benoit, R ERA: 0.76	1.0		3	0	0	0	2	0	0	0	0	0	0	12	17	0.00	0.000										
PITCHER	IP	WLS	BF	H	R	ER	SO	BB	IBB	HBP	BLK	WP	HR	S	P	ERA	WHIP										
50 Grant Balfour, R ERA: 2.16	0.0		0	2	2	2	0	0	0	0	0	0	0	4	5	∞	∞										
29 Rafael Soriano, R ERA: 1.52	1.0	S	4	1	0	0	0	0	0	0	0	0	0	8	11	0.00	1.000										

Tampa Bay Rays @ Minnesota Twins
Target Field, Minneapolis, MN
Sat Jul 03 2010, 3:11 PM - 6:22 PM CDT
Att: 40,852 - Partly Cloudy - 90 F

livebaseballscorecards.com

AB 38
R 6
H 13
RBI 6
BB 0
SO 4
LOB 11

Batter	1	2	3	4	5	6	7	8	9	AB	R	H	RBI	BB	SO	LOB	TOP			
1 Sean Rodriguez, R OBP: 0.310, SLG: 0.438										5	2	3	1	0	0	4	<p>Tampa Bay Rays @ Minnesota Twins Target Field, Minneapolis, MN Sun Jul 04 2010, 1:14 PM - 4:22 PM CDT Att: 40,328 - Overcast - 80 F</p>			
13 Carl Crawford, L OBP: 0.376, SLG: 0.488										4	1	0	0	1	2	2				
3 Evan Longoria, R OBP: 0.377, SLG: 0.511										5	1	3	3	0	0	1				
16 Willy Aybar, S OBP: 0.295, SLG: 0.396										4	0	0	0	1	2	4				
20 Matt Joyce, L OBP: 0.367, SLG: 0.348										3	0	0	0	0	1	2				
19 Gabe Kapler, R OBP: 0.307, SLG: 0.292										2	0	1	2	0	0	1				
10 Kelly Shoppach, R OBP: 0.377, SLG: 0.354										4	0	1	0	0	1	2				
23 Carlos Pena, L OBP: 0.314, SLG: 0.407										4	1	2	0	0	0	1				
2 B.J. Upton, R OBP: 0.321, SLG: 0.399										4	1	2	0	0	0	2				
8 Jason Bartlett, R OBP: 0.309, SLG: 0.328										3	1	1	0	0	0	1				
Inning Stats	R: 1 H: 2 E: 0 K: 1 S: 15	LOB: 1 BB: 0 P: 18	R: 0 H: 1 E: 0 K: 1 S: 8	LOB: 1 BB: 0 P: 10	R: 1 H: 1 E: 0 K: 0 S: 9	LOB: 1 BB: 0 P: 12	R: 0 H: 1 E: 0 K: 1 S: 13	LOB: 1 BB: 0 P: 17	R: 0 H: 1 E: 0 K: 0 S: 12	H: 0 LOB: 0 BB: 1 P: 17	R: 5 H: 4 E: 1 K: 1 S: 15	LOB: 1 BB: 1 P: 23	R: 0 H: 2 E: 0 K: 0 S: 10	LOB: 1 BB: 0 P: 15	R: 0 H: 1 E: 0 K: 2 S: 14	LOB: 1 BB: 0 P: 25	1B: 9 2B: 2 3B: 1 HR: 1	SF: 0 SAC: 1 DP: 2 HBP: 0	WP: 1 PB: 0 SB: 0 CS: 0	PA: 41
PITCHER	IP WLS BF H R ER SO BB IBB HBP BLK WP HR S P ERA WHIP																			
53 Nick Blackburn, R ERA: 6.0	6.1 L 30 9 7 4 3 1 1 0 0 0 1 1 76 104 5.68 1.579																			
52 Brian Duensing, L ERA: 1.75	0.2 3 1 0 0 1 0 0 0 0 0 0 0 7 10 0.00 1.500																			
31 Alex Burnett, R ERA: 3.53	1.0 4 2 0 0 0 0 0 0 0 0 0 0 10 15 0.00 2.000																			
32 Ron Mahay, L ERA: 3.75	1.0 4 1 0 0 2 0 0 0 0 0 0 0 14 25 0.00 1.000																			



Batter	1	2	3	4	5	6	7	8	9	AB	R	H	RBI	BB	SO	LOB	BOTTOM			
2 Denard Span, L OBP: 0.348, SLG: 0.379										4	0	0	0	0	0	2	<p>Tampa Bay Rays @ Minnesota Twins Target Field, Minneapolis, MN Sun Jul 04 2010, 1:14 PM - 4:22 PM CDT Att: 40,328 - Overcast - 80 F</p>			
1 Orlando Hudson, S OBP: 0.345, SLG: 0.373										4	0	1	0	0	0	2				
7 Joe Mauer, L OBP: 0.377, SLG: 0.432										4	1	1	0	0	0	1				
33 Justin Morneau, L OBP: 0.437, SLG: 0.615										4	1	2	1	0	0	0				
16 Jason Kubel, L OBP: 0.347, SLG: 0.439										3	1	1	0	1	1	1				
5 Michael Cuddyer, R OBP: 0.327, SLG: 0.413										4	1	1	0	0	1	1				
25 Jim Thome, L OBP: 0.391, SLG: 0.594										4	0	2	2	0	0	0				
21 Delmon Young, R OBP: 0.332, SLG: 0.488										4	0	2	1	0	0	1				
27 J.J. Hardy, R OBP: 0.265, SLG: 0.336										4	0	0	0	0	2	4				
Inning Stats	R: 1 H: 2 E: 0 K: 1 S: 11	H: 0 LOB: 0 BB: 0 P: 5	R: 0 H: 1 E: 0 K: 0 S: 9	LOB: 1 BB: 0 P: 17	R: 0 H: 1 E: 0 K: 0 S: 7	LOB: 0 BB: 0 P: 11	R: 0 H: 1 E: 0 K: 1 S: 9	LOB: 0 BB: 0 P: 14	R: 0 H: 0 E: 0 K: 0 S: 8	H: 0 LOB: 0 BB: 1 P: 11	R: 3 H: 4 E: 0 K: 0 S: 17	LOB: 2 BB: 1 P: 31	R: 0 H: 0 E: 0 K: 0 S: 7	LOB: 0 BB: 0 P: 14	R: 0 H: 1 E: 0 K: 2 S: 12	LOB: 1 BB: 0 P: 18	1B: 8 2B: 2 3B: 0 HR: 0	SF: 0 SAC: 0 DP: 1 HBP: 0	WP: 1 PB: 0 SB: 0 CS: 1	PA: 36
PITCHER	IP WLS BF H R ER SO BB IBB HBP BLK WP HR S P ERA WHIP																			
33 James Shields, R ERA: 4.83	6.0 W 25 8 4 0 0 1 0 0 0 0 0 0 8 13 6.00 1.500																			
50 Grant Balfour, R ERA: 2.1	1.0 H 4 1 0 0 0 0 0 0 0 0 0 0 7 14 0.00 0.000																			
36 Randy Choate, L ERA: 5.57	1.0 H 3 0 0 0 0 0 0 0 0 0 0 0 7 14 0.00 0.000																			
29 Rafael Soriano, R ERA: 1.47	1.0 S 4 1 0 0 2 0 0 0 0 0 0 0 12 18 0.00 1.000																			

livebaseballscores.com

AB 38
R 7
H 13
RBI 6
BB 2
SO 6
LOB 20

livebaseballscores.com

AB 35
R 4
H 10
RBI 4
BB 1
SO 4
LOB 12

Batter	1	2	3	4	5	6	7	8	9	AB	R	H	RBI	BB	SO	LOB	TOP										
10 Marco Scutaro, R OBP: 0.348, SLG: 0.378	F8								F8	4	0	2	0	1	0	1	Boston Red Sox @ Tampa Bay Rays Tropicana Field, St. Petersburg, FL Tue Jul 06 2010, 7:13 PM - 10:32 PM EDT Att: 19,902 - Dome - 72 F livebaseballscorecards.com AB 34 R 2 H 6 RBI 2 BB 6 SO 10 LOB 17 										
3 Eric Patterson, L OBP: 0.273, SLG: 0.463	G4-3									5	0	1	1	0	3	4											
34 David Ortiz, L 23 Mike Cameron, R OBP: 0.311, SLG: 0.345			F7							2	0	1	0	3	0	2											
20 Kevin Youkilis, R 13 Niuman Romero, S (4, PH)	G6-3									0	0	0	0	0	0	0											
29 Adrian Beltré, R OBP: 0.415, SLG: 0.584										1	0	0	0	0	0	1											
7 J.D. Drew, L OBP: 0.379, SLG: 0.559										4	0	0	0	0	0	6											
60 Daniel Nava, S OBP: 0.387, SLG: 0.478										4	0	2	1	0	2	0											
22 Bill Hall, R OBP: 0.329, SLG: 0.399										3	1	0	0	1	1	2											
36 Kevin Cash, R 54 Darnell McDonald, R OBP: 0.250, SLG: 0.288										2	0	0	0	1	1	0											
OBP: 0.350, SLG: 0.358										1	0	0	0	0	1	1											
Inning Stats	R: 0 E: 0 K: 0 S: 12	H: 1 LOB: 1 BB: 0 P: 19	R: 0 E: 0 K: 2 S: 9	H: 0 LOB: 0 BB: 0 P: 13	R: 0 E: 0 K: 1 S: 9	H: 0 LOB: 2 BB: 1 P: 20	R: 1 E: 1 K: 1 S: 10	H: 1 LOB: 1 BB: 0 P: 20	R: 0 E: 0 K: 1 S: 12	H: 1 LOB: 2 BB: 1 P: 22	R: 0 E: 0 K: 2 S: 12	H: 1 LOB: 2 BB: 1 P: 24	R: 0 E: 0 K: 2 S: 9	H: 0 LOB: 0 BB: 0 P: 13	R: 1 E: 0 K: 1 S: 10	H: 1 LOB: 2 BB: 2 P: 22	1B: 4 2B: 1 3B: 1 HR: 0	SF: 0 SAC: 0 DP: 0 HBP: 0	WP: 0 PB: 0 SB: 1 CS: 0	PA: 40							
PITCHER	IP	WLS	BF	H	R	ER	SO	BB	IBB	HBP	BLK	WP	HR	S	P	ERA	WHIP										
34 Jeff Niemann, R ERA: 2.65	6.0	W	26	4	1	0	5	2	1	0	0	0	0	6	10	0.00	1.000										
35 Dan Wheeler, R ERA: 3.12	0.1	H	2	1	0	0	1	0	0	0	0	0	0	6	10	0.00	3.000										
31 Lance Cormier, R ERA: 4.41	0.2	H	3	0	0	0	1	0	1	0	0	0	0	6	14	0.00	0.000										
53 Joaquin Benoit, R ERA: 0.7	1.0	H	3	0	0	0	2	0	0	0	0	0	0	9	13	0.00	0.000										
29 Rafael Soriano, R ERA: 1.65	1.0	S	6	1	1	1	1	1	1	0	0	0	0	10	22	9.00	2.000										
Batter	1	2	3	4	5	6	7	8	9	AB	R	H	RBI	BB	SO	LOB	BOTTOM										
2 B.J. Upton, R OBP: 0.317, SLG: 0.393	F8									4	0	0	0	0	1	1	Boston Red Sox @ Tampa Bay Rays Tropicana Field, St. Petersburg, FL Tue Jul 06 2010, 7:13 PM - 10:32 PM EDT Att: 19,902 - Dome - 72 F livebaseballscorecards.com AB 29 R 3 H 7 RBI 3 BB 5 SO 5 LOB 12 										
13 Carl Crawford, L OBP: 0.378, SLG: 0.500	F8									4	1	1	1	0	1	1											
3 Evan Longoria, R OBP: 0.370, SLG: 0.508										3	0	1	0	1	0	1											
16 Willy Aybar, S 20 Matt Joyce, L OBP: 0.299, SLG: 0.397										3	0	1	0	1	1	1											
OBP: 0.352, SLG: 0.346										0	0	0	0	0	0	0											
19 Gabe Kapler, R OBP: 0.314, SLG: 0.286										2	0	0	0	2	0	1											
23 Carlos Pena, L OBP: 0.316, SLG: 0.402										3	0	1	0	1	1	1											
1 Sean Rodriguez, R OBP: 0.313, SLG: 0.450										4	1	1	0	0	1	6											
28 John Jaso, L OBP: 0.394, SLG: 0.384										3	1	1	1	0	0	0											
8 Jason Bartlett, R OBP: 0.308, SLG: 0.328										3	0	1	1	0	0	0											
Inning Stats	R: 0 E: 0 K: 0 S: 14	H: 1 LOB: 1 BB: 0 P: 23	R: 0 E: 0 K: 1 S: 7	H: 0 LOB: 0 BB: 1 P: 11	R: 1 E: 0 K: 1 S: 13	H: 2 LOB: 1 BB: 0 P: 21	R: 0 E: 0 K: 1 S: 8	H: 0 LOB: 0 BB: 0 P: 12	R: 1 E: 0 K: 0 S: 5	H: 1 LOB: 0 BB: 0 P: 9	R: 0 E: 0 K: 0 S: 12	H: 1 LOB: 3 BB: 3 P: 30	R: 0 E: 0 K: 1 S: 11	H: 0 LOB: 0 BB: 0 P: 13	R: 1 E: 0 K: 1 S: 19	H: 2 LOB: 2 BB: 1 P: 31	1B: 4 2B: 1 3B: 1 HR: 1	SF: 0 SAC: 0 DP: 1 HBP: 0	WP: 1 PB: 0 SB: 1 CS: 0	PA: 34							
PITCHER	IP	WLS	BF	H	R	ER	SO	BB	IBB	HBP	BLK	WP	HR	S	P	ERA	WHIP										
61 Felix Doubront, L ERA: 4.22	5.2	L	24	5	2	2	3	4	0	0	0	0	0	15	19	0.00	0.000										
48 Scott Atchison, R ERA: 4.88	1.1		4	0	0	0	1	0	0	0	0	0	0	15	19	0.00	0.000										
37 Hideki Okajima, L ERA: 6.0	0.2		5	2	1	1	0	1	0	0	0	0	1	15	25	13.50	4.500										
59 Robert Manuel, R ERA: 13.5	0.1		1	0	0	0	1	0	0	0	0	0	0	4	6	0.00	0.000										

Batter	1	2	3	4	5	6	7	8	9	AB	R	H	RBI	BB	SO	LOB	TOP					
10 Marco Scutaro, R OBP: 0.344, SLG: 0.373			FC5-4 		F9 				F8 	5	0	0	0	0	2	5						
54 Darrell McDonald, R OBP: 0.327, SLG: 0.399										5	1	3	1	0	2	2						
34 David Ortiz, L OBP: 0.379, SLG: 0.558	FC6-5 							G5-3 		4	0	1	1	1	1	1						
20 Kevin Youkilis, R OBP: 0.409, SLG: 0.574				F9 		F9 		F8 	L8 	5	0	0	0	0	1	4						
29 Adrian Beltré, R OBP: 0.371, SLG: 0.535										4	0	1	0	0	3	1						
22 Bill Hall, R OBP: 0.324, SLG: 0.391	G4-3 				L9 		G6-3 			3	0	0	0	0	0	1						
3 Eric Patterson, L OBP: 0.271, SLG: 0.460										1	0	0	0	0	1	1						
60 Daniel Nava, S OBP: 0.380, SLG: 0.493					G6-3 			G5-3 		4	1	1	0	0	1	0						
23 Mike Cameron, R OBP: 0.325, SLG: 0.389			FC5-4 			36 BB 		HR 		3	1	3	2	0	0	0						
36 Kevin Cash, R OBP: 0.267, SLG: 0.294					F9 				23 SF9 	2	0	1	0	1	0	1						
7 J.D. Drew, L OBP: 0.363, SLG: 0.486									54 DI 	1	1	1	0	0	0	0						
Inning Stats	R: 0 H: 1 E: 0 K: 2 S: 10	H: 1 LOB: 1 BB: 0 P: 15	R: 0 H: 0 E: 0 K: 2 S: 9	H: 0 LOB: 0 BB: 0 P: 12	R: 0 H: 1 E: 0 K: 1 S: 14	H: 1 LOB: 1 BB: 0 P: 18	R: 0 H: 0 E: 0 K: 2 S: 9	H: 0 LOB: 0 BB: 0 P: 9	R: 0 H: 1 E: 0 K: 0 S: 10	H: 2 LOB: 2 BB: 1 P: 16	R: 1 H: 2 E: 0 K: 1 S: 14	H: 2 LOB: 1 BB: 0 P: 17	R: 1 H: 2 E: 0 K: 2 S: 11	H: 2 LOB: 1 BB: 0 P: 15	R: 0 H: 1 E: 0 K: 1 S: 9	H: 1 LOB: 1 BB: 0 P: 15	R: 2 H: 3 E: 0 K: 0 S: 19	H: 3 LOB: 2 BB: 1 P: 34	1B: 6 2B: 3 HR: 1	SF: 1 SAC: 0 DP: 0 HBP: 0	WP: 0 PB: 0 SB: 0 CS: 0	PA: 40
PITCHER	IP WLS BF H R ER SO BB IBB HBP BLK WP HR S P ERA WHIP																					
14 David Price, L ERA: 2.42	(1, 1) 7.2 W 32 8 2 2 10 1 0 0 0 0 0 1 83 111 2.35 1.174																					
50 Grant Balfour, R ERA: 2.27	(8, 1) 0.2 3 1 1 1 1 0 0 0 0 0 0 0 9 16 13.50 1.500																					
36 Randy Choate, L ERA: 5.91	(9, 1) 0.0 1 1 0 0 0 0 0 0 0 0 0 0 2 4 ∞ ∞																					
22 Matt Garza, R ERA: 4.28	(9, 1) 0.2 S 4 1 1 1 0 1 0 0 0 0 0 0 11 20 13.50 3.000																					

Boston Red Sox @ Tampa Bay Rays
Tropicana Field, St. Petersburg, FL
Wed Jul 07 2010, 7:12 PM - 10:20 PM EDT
Att: 24,356 - Dome - 72 F

AB 37
R 4
H 11
RBI 4
BB 2
SO 11
LOB 16



Batter	1	2	3	4	5	6	7	8	9	AB	R	H	RBI	BB	SO	LOB	BOTTOM					
18 Ben Zobrist, S OBP: 0.379, SLG: 0.401	F8 		K 		3 PB 	13 S 				2	2	0	0	2	1	0						
13 Carl Crawford, L OBP: 0.376, SLG: 0.497	L3 		G3 		F9 	3 WP 				4	0	1	1	0	0	2						
3 Evan Longoria, R OBP: 0.371, SLG: 0.515	E5 			HR 	23 1B 	1 E 		P4 		3	2	1	1	1	0	1						
23 Carlos Pena, L OBP: 0.318, SLG: 0.401	F9 			2 WP 	20 S 	1 E 		K 		3	1	1	1	1	1	1						
1 Sean Rodriguez, R OBP: 0.312, SLG: 0.446		20 WP 		F8 	E4 			P5 		4	0	1	1	0	0	2						
20 Matt Joyce, L OBP: 0.366, SLG: 0.310		K 		15 FC3-6 	2 WP 	F9 		P6 		3	0	0	0	1	1	3						
2 B.J. Upton, R OBP: 0.316, SLG: 0.391		G5-3 		15 FC3-6 	15 FC3-6 	FC5 		K 		4	0	1	1	0	1	3						
15 Reid Brignac, L OBP: 0.333, SLG: 0.376		P5 		FC3-6 	10 PO 	G3-1 		F7 		4	0	0	0	0	0	3						
10 Kelly Shoppach, R OBP: 0.369, SLG: 0.333		G6-3 		PO 	13 F9 	18 BB 		F8 		3	1	0	0	1	1	0						
Inning Stats	R: 0 H: 0 E: 1 K: 0 S: 8	H: 0 LOB: 1 BB: 0 P: 14	R: 0 H: 1 E: 0 K: 1 S: 13	H: 1 LOB: 1 BB: 0 P: 18	R: 0 H: 0 E: 0 K: 1 S: 8	H: 0 LOB: 0 BB: 0 P: 9	R: 2 H: 2 E: 0 K: 0 S: 13	H: 2 LOB: 2 BB: 2 P: 27	R: 3 H: 1 E: 1 K: 0 S: 9	H: 1 LOB: 2 BB: 3 P: 27	R: 1 H: 1 E: 0 K: 1 S: 20	H: 1 LOB: 1 BB: 1 P: 34	R: 0 H: 0 E: 0 K: 1 S: 9	H: 0 LOB: 0 BB: 0 P: 13	R: 0 H: 0 E: 0 K: 1 S: 10	H: 0 LOB: 0 BB: 0 P: 15	R: 0 H: 0 E: 0 K: 1 S: 10	H: 0 LOB: 0 BB: 0 P: 15	1B: 4 2B: 0 3B: 0 HR: 1	SF: 0 SAC: 0 DP: 0 HBP: 0	WP: 3 PB: 1 SB: 3 CS: 0	PA: 37
PITCHER	IP WLS BF H R ER SO BB IBB HBP BLK WP HR S P ERA WHIP																					
49 Tim Wakefield, R ERA: 5.22	(1, 1) 5.2 L 28 4 6 6 3 5 1 0 0 0 0 0 0 9 12 ∞ ∞																					
62 Dustin Richardson, L ERA: 2.45	(6, 1) 0.0 1 1 0 0 0 0 0 0 0 0 0 0 0 3 5 0.00 0.000																					
56 Ramon E Ramirez, R ERA: 4.76	(6, 1) 0.1 1 0 0 0 0 0 0 0 0 0 0 0 0 3 5 0.00 0.000																					
58 Jonathan Papelbon, R ERA: 3.6	(7, 1) 1.0 3 0 0 0 1 0 0 0 0 0 0 0 0 9 13 0.00 0.000																					
59 Robert Manuel, R ERA: 7.71	(8, 1) 1.0 3 0 0 0 1 0 0 0 0 0 0 0 0 10 15 0.00 0.000																					

Boston Red Sox @ Tampa Bay Rays
Tropicana Field, St. Petersburg, FL
Wed Jul 07 2010, 7:12 PM - 10:20 PM EDT
Att: 24,356 - Dome - 72 F

AB 30
R 6
H 5
RBI 5
BB 6
SO 5
LOB 15



Batter	1	2	3	4	5	6	7	8	9	AB R H RBI BB SO LOB	TOP											
23 Michael Brantley, L OBP: 0.188, SLG: 0.203	G4-3	L6			L6		G3	K		5 0 0 0 0 1 3	Cleveland Indians @ Tampa Bay Rays Tropicana Field, St. Petersburg, FL Fri Jul 09 2010, 7:11 PM - 10:21 PM EDT Att: 23,116 - Dome - 72 F											
12 Jayson Nix, R OBP: 0.304, SLG: 0.470	F9		K		HR		G5-3	G6-3	5 1 1 1 0 1 0													
41 Carlos Santana, S OBP: 0.423, SLG: 0.580	K		G4-3		K		26 1B 2 HR	48 1B 26 2B	4 2 1 0 1 2 0													
48 Travis Hafner, L OBP: 0.354, SLG: 0.404		2 1B 7 1B HBP	K				K	26 2B 1B	4 1 1 0 0 3 1													
26 Austin Kearns, R OBP: 0.356, SLG: 0.410	L9			K		F9	2 HR 1B	1B	5 1 2 1 0 1 1													
2 Johnny Peralta, R OBP: 0.312, SLG: 0.396	47 BLK 47 WP 1B			K			1B	P3	5 2 3 3 0 1 2													
7 Matt LaPorta, R OBP: 0.324, SLG: 0.390	47 WP 47 BLK 1B					G5-3		F8	5 1 3 1 0 0 3													
47 Shelley Duncan, R OBP: 0.342, SLG: 0.521							HR		3 1 1 1 0 1 2													
4 Trevor Crowe, S OBP: 0.290, SLG: 0.322				P3					1 0 0 0 0 0 1													
16 Jason Donald, R OBP: 0.335, SLG: 0.434					K		P3	2B	3 0 1 1 1 1 0													
Inning Stats	R: 0 E: 0 K: 1 S: 8	H: 0 LOB: 0 BB: 0 P: 11	R: 2 E: 0 K: 1 S: 19	H: 2 LOB: 2 BB: 1 P: 31	R: 0 E: 0 K: 2 S: 7	H: 0 LOB: 0 BB: 0 P: 10	R: 0 E: 0 K: 2 S: 9	H: 1 LOB: 1 BB: 0 P: 12	R: 1 E: 0 K: 2 S: 10	H: 1 LOB: 0 BB: 0 P: 15	R: 0 E: 0 K: 1 S: 13	H: 1 LOB: 1 BB: 0 P: 21	R: 1 E: 0 K: 0 S: 8	H: 1 LOB: 0 BB: 0 P: 15	R: 4 E: 0 K: 2 S: 18	H: 5 LOB: 1 BB: 0 P: 26	R: 1 E: 0 K: 0 S: 12	H: 2 LOB: 2 BB: 1 P: 23	1B: 6 2B: 4 3B: 0 HR: 3	SF: 0 SAC: 0 DP: 0 HBP: 1	WP: 1 PB: 0 SB: 0 CS: 0	PA: 43
PITCHER	IP WLS BF H R ER SO BB IBB HBP BLK WP HR S P ERA WHIP											IP WLS BF H R ER SO BB IBB HBP BLK WP HR S P ERA WHIP										
33 James Shields, R ERA: 4.87	6.1 L 27 6 4 4 9 1 0 1 1 1 2 69 106 5.68 1.105																					
36 Randy Choate, L ERA: 6.04	1.0 4 1 1 1 1 0 0 0 0 0 0 11 19 9.00 1.000																					
21 Andy Sonnanstine, R ERA: 4.25	0.2 6 4 3 3 1 0 0 0 0 0 0 1 12 16 40.50 6.000																					
31 Lance Cormier, R ERA: 4.5	1.0 6 2 1 1 0 1 0 0 0 0 0 0 12 23 9.00 3.000																					

AB	40
R	9
H	13
RBI	8
BB	2
SO	11
LOB	13



Batter	1	2	3	4	5	6	7	8	9	AB R H RBI BB SO LOB	BOTTOM									
18 Ben Zobrist, S OBP: 0.376, SLG: 0.400	L9		K		L7		K	F9		5 0 0 0 0 2 3	Cleveland Indians @ Tampa Bay Rays Tropicana Field, St. Petersburg, FL Fri Jul 09 2010, 7:11 PM - 10:21 PM EDT Att: 23,116 - Dome - 72 F									
13 Carl Crawford, L OBP: 0.378, SLG: 0.516	23 FB 2B		L7		F7		23 PB 3 S 20 BB	K	4 1 1 0 1 1 0											
3 Evan Longoria, R OBP: 0.376, SLG: 0.511					G4-3		20 BB 23 PB BB	F8	2 1 0 0 3 0 0											
23 Carlos Pena, L OBP: 0.321, SLG: 0.421	F8				G5-3		20 BB	HR	4 1 2 2 1 0 2											
20 Matt Joyce, L OBP: 0.340, SLG: 0.297	G3-4-3				F9			F9	4 0 0 1 1 1 3											
28 John Jaso, L OBP: 0.393, SLG: 0.380	G3				1 HBP BB		2 1B 1B	K	3 0 1 0 1 1 3											
2 B.J. Upton, R OBP: 0.321, SLG: 0.396	15 G4-3 2B				P3		15 G6-3 1B	G4-3	4 0 2 0 0 0 1											
15 Reid Brignac, L OBP: 0.332, SLG: 0.370	G4-3				K		G6-3	1 FC5-4 BB	3 0 0 0 1 1 4											
1 Sean Rodriguez, R OBP: 0.305, SLG: 0.431	G5-3				HBP		F7	FC5-4	3 0 0 0 0 0 2											
Inning Stats	R: 0 E: 0 K: 0 S: 12	H: 1 LOB: 2 BB: 1 P: 21	R: 0 E: 0 K: 0 S: 7	H: 1 LOB: 1 BB: 0 P: 13	R: 1 E: 0 K: 1 S: 10	H: 1 LOB: 1 BB: 1 P: 19	R: 0 E: 0 K: 1 S: 9	H: 0 LOB: 2 BB: 1 P: 21	R: 0 E: 0 K: 0 S: 13	H: 2 LOB: 1 BB: 0 P: 18		R: 1 E: 0 K: 2 S: 13	H: 0 LOB: 3 BB: 4 P: 32	R: 0 E: 0 K: 0 S: 11	H: 0 LOB: 1 BB: 1 P: 22	R: 1 E: 0 K: 1 S: 10	H: 1 LOB: 0 BB: 0 P: 16	1B: 3 2B: 2 3B: 0 HR: 1	SF: 0 SAC: 0 DP: 1 HBP: 1	WP: 0 PB: 1 SB: 2 CS: 0
PITCHER	IP WLS BF H R ER SO BB IBB HBP BLK WP HR S P ERA WHIP											IP WLS BF H R ER SO BB IBB HBP BLK WP HR S P ERA WHIP								
55 Roberto Hernandez, R ERA: 3.64	6.2 W 29 5 2 2 4 4 0 1 0 0 0 64 116 2.70 1.350																			
54 Chris Perez, R ERA: 2.7	0.1 H 4 0 0 0 1 3 0 0 0 0 0 7 19 0.00 9.000																			
38 Joe Smith, R ERA: 5.26	1.0 4 0 0 0 0 1 0 0 0 0 0 0 11 22 0.00 1.000																			
56 Frank Herrmann, R ERA: 3.07	1.0 4 1 1 1 1 0 0 0 0 0 0 1 10 16 9.00 1.000																			

AB	32
R	3
H	6
RBI	3
BB	8
SO	6
LOB	18

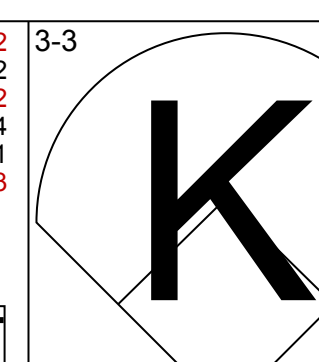
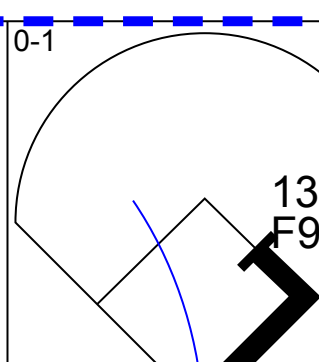

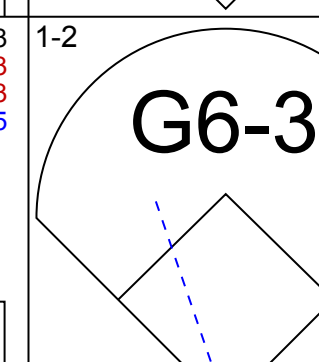
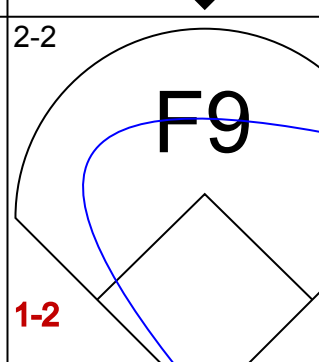
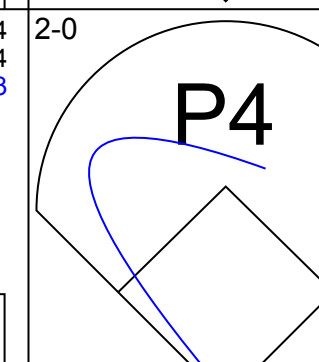
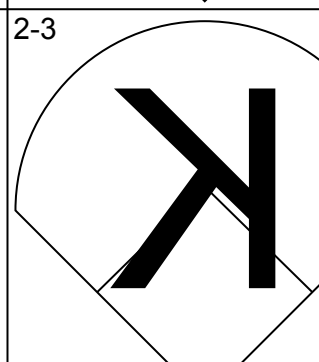
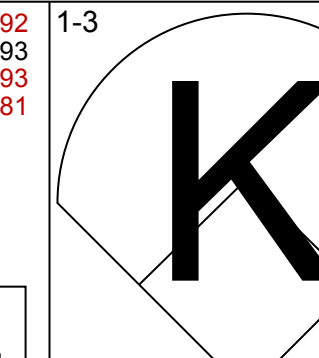
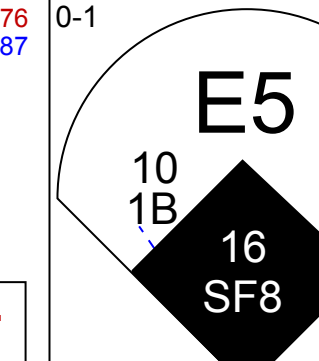
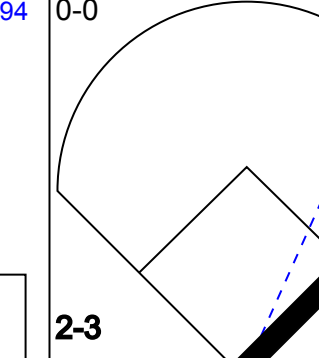
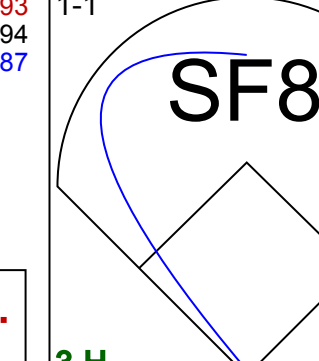
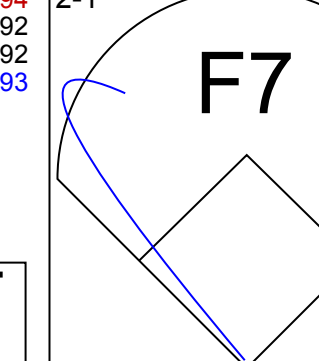
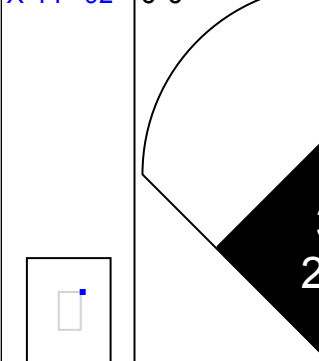


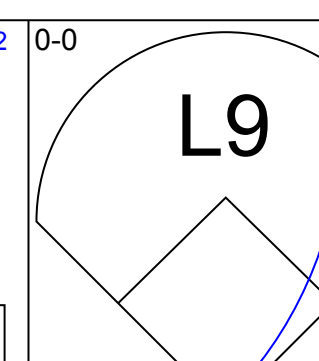

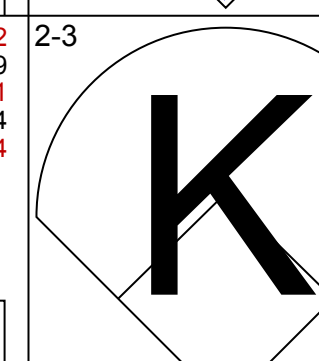
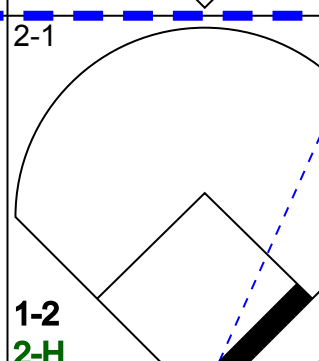
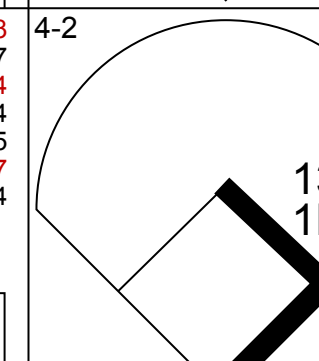

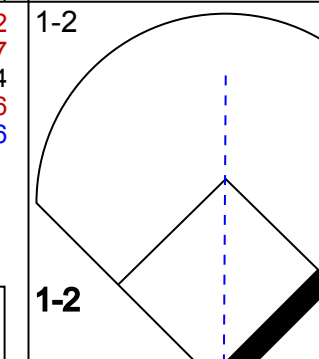

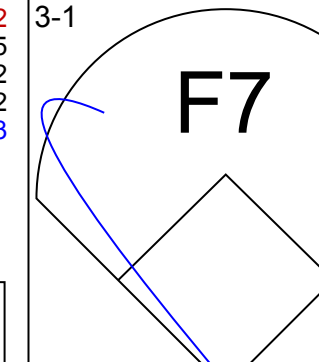

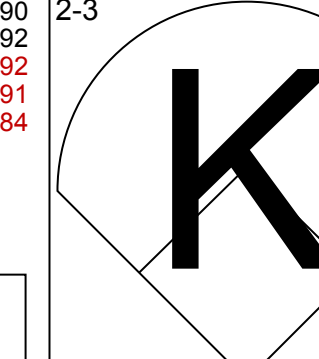

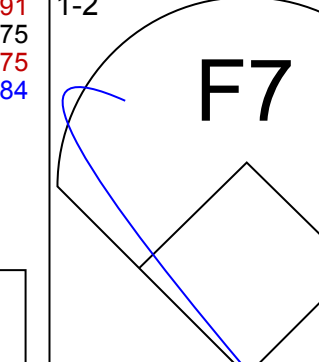
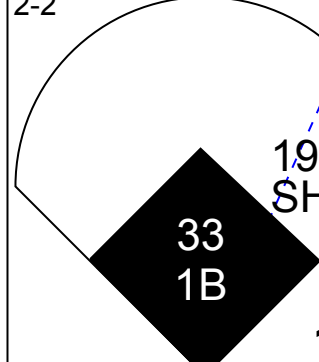
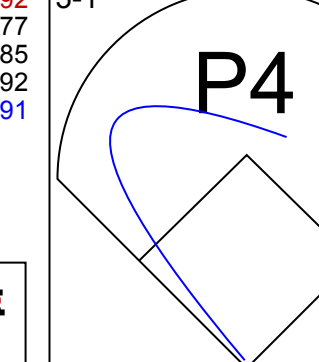
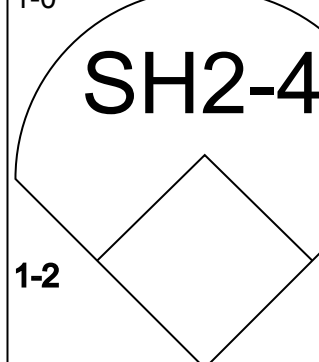

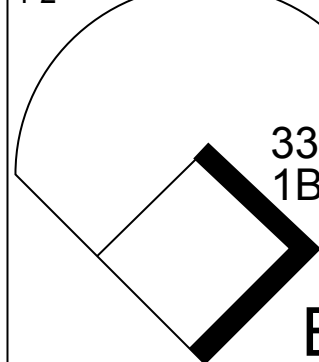
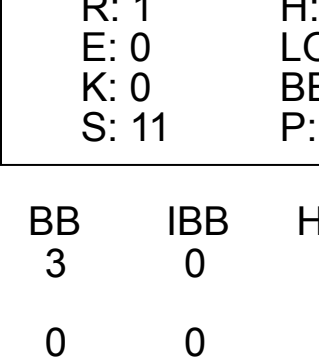
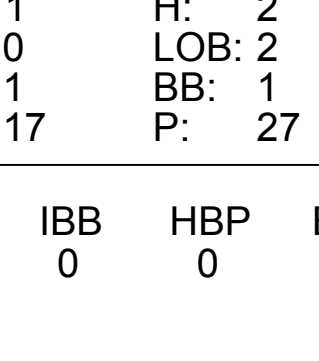
Batter	1	2	3	4	5	6	7	8	9	10	AB	R	H	RBI	BB	SO	LOB	TOP							
23 Michael Brantley, L OBP: 0.164, SLG: 0.176	G4-3	F7			F8	G4-3			P2		5	0	0	0	0	0	2	Cleveland Indians @ Tampa Bay Rays Tropicana Field, St. Petersburg, FL Sun Jul 11 2010, 1:42 PM - 5:18 PM EDT Att. 24,687 - Dome - 72 F							
12 Jayson Nix, R OBP: 0.289, SLG: 0.435	HBP	G4-3			G5-3	K			F9		4	1	0	0	0	1									
41 Carlos Santana, S OBP: 0.425, SLG: 0.568	2B			K	2B	F8			F9		5	1	2	0	0	1									
26 Austin Kearns, R OBP: 0.355, SLG: 0.411	1B			1B	F9	K			P5		5	1	2	2	0	1									
7 Matt LaPorta, R OBP: 0.270, SLG: 0.391	2B			P4		25 1B			K		4	1	1	1	1	2									
25 Andy Marte, R OBP: 0.325, SLG: 0.323	K			L5		8 SH			P4		4	1	1	0	0	1									
4 Trevor Crowe, S OBP: 0.302, SLG: 0.330	G6-3			G1-3		20 8 SH			2B		4	0	2	1	0	0	1								
8 Chris Gimenez, R		K		K		20 8 SH			K		3	0	0	0	0	3	1								
20 Anderson Hernandez, S		2B		B4-3		1-2 2-3 3-H			G3		4	0	1	0	0	0	2								
Inning Stats	R: 3 E: 0 K: 1 S: 12	H: 3 LOB: 1 BB: 0 P: 22	R: 0 E: 0 K: 1 S: 9	H: 1 LOB: 1 BB: 0 P: 13	R: 0 E: 0 K: 1 S: 8	H: 0 LOB: 0 BB: 0 P: 8	R: 0 E: 0 K: 0 S: 9	H: 1 LOB: 1 BB: 0 P: 17	R: 2 E: 1 K: 0 S: 12	H: 2 LOB: 1 BB: 1 P: 20	R: 0 E: 0 K: 2 S: 8	H: 0 LOB: 0 BB: 0 P: 13	R: 0 E: 0 K: 0 S: 11	H: 1 LOB: 1 BB: 0 P: 18	R: 0 E: 0 K: 0 S: 6	H: 0 LOB: 0 BB: 0 P: 10	R: 0 E: 0 K: 1 S: 10		H: 0 LOB: 0 BB: 0 P: 16	1B: 5 2B: 4 3B: 0 HR: 0	SF: 0 SAC: 1 DP: 1 HBP: 1	WP: 0 PB: 0 SB: 1 CS: 0	PA: 41		
PITCHER	IP 5.0	WLS 22	BF 6	H 3	R 3	ER 3	SO 4	BB 0	IBB 0	HBP 1	BLK 0	WP 0	HR 0	S 45	P 70	ERA 5.40	WHIP 1.200								
34 Jeff Niemann, R ERA: 2.77																									
35 Dan Wheeler, R ERA: 3.18																									
36 Randy Choate, L ERA: 5.98																									
50 Grant Balfour, R ERA: 2.15																									
53 Joaquin Benoit, R ERA: 0.65																									

Batter	1	2	3	4	5	6	7	8	9	10	AB	R	H	RBI	BB	SO	LOB	BOTTOM							
18 Ben Zobrist, S OBP: 0.385, SLG: 0.398	G3-1		G3-1		13 HR	13 S					3	1	1	0	3	0	0	Cleveland Indians @ Tampa Bay Rays Tropicana Field, St. Petersburg, FL Sun Jul 11 2010, 1:42 PM - 5:18 PM EDT Att. 24,687 - Dome - 72 F							
13 Carl Crawford, L OBP: 0.380, SLG: 0.521	1B		F8		HR	F7			FC4		5	3	2	2	1	0	2								
3 Evan Longoria, R OBP: 0.361, SLG: 0.513	1B		1B		20 2B	2 SF9			1B		4	1	3	0	2	1	2								
23 Carlos Pena, L OBP: 0.321, SLG: 0.415	FC1		G6-3		K	K			1B		4	0	0	0	1	2	5								
8 Jason Bartlett, R OBP: 0.314, SLG: 0.335									1B		1	0	1	1	0	0	0								
20 Matt Joyce, L OBP: 0.365, SLG: 0.325	BB		G3-1		2 SF9	2B			BB		3	0	1	0	2	0	0								
28 John Jaso, L OBP: 0.393, SLG: 0.377	G5-4-3		G3-1		G3-1	IBB			1B		4	0	1	0	1	0	3								
2 B.J. Upton, R OBP: 0.320, SLG: 0.395		F9		SF9	15 1B	2B			F8		4	1	1	1	0	1	3								
15 Reid Brignac, L OBP: 0.328, SLG: 0.365	G4-3		G4-3		F8				K		5	0	1	1	0	1	5								
1 Sean Rodriguez, R OBP: 0.302, SLG: 0.425	B1-3		B1-3		K	K2-3			FC5		5	0	0	0	0	2	4								
Inning Stats	R: 1 E: 1 K: 0 S: 15	H: 2 LOB: 2 BB: 1 P: 29	R: 0 E: 0 K: 0 S: 5	H: 0 LOB: 0 BB: 0 P: 9	R: 0 E: 0 K: 0 S: 12	H: 1 LOB: 1 BB: 0 P: 18	R: 1 E: 0 K: 1 S: 13	H: 2 LOB: 1 BB: 0 P: 16	R: 3 E: 0 K: 1 S: 15	H: 3 LOB: 3 BB: 2 P: 28	R: 0 E: 0 K: 1 S: 7	H: 0 LOB: 0 BB: 0 P: 9	R: 0 E: 0 K: 1 S: 14	H: 0 LOB: 2 BB: 2 P: 26	R: 0 E: 0 K: 1 S: 10	H: 1 LOB: 3 BB: 1 P: 21	R: 1 E: 0 K: 0 S: 11	H: 2 LOB: 2 BB: 1 P: 18	1B: 8 2B: 2 3B: 0 HR: 1	SF: 1 SAC: 0 DP: 1 HBP: 0	WP: 1 PB: 0 SB: 3 CS: 0	PA: 49			
PITCHER	IP 5.0	WLS 26	BF 7	H 5	R 4	ER 2	SO 2	BB 2	IBB 0	HBP 0	BLK 0	WP 0	HR 0	S 60	P 100	ERA 7.20	WHIP 2.000								
63 Justin Masterson, R ERA: 5.31																									
53 Rafael Perez, L ERA: 4.06																									
38 Joe Smith, R ERA: 5.17																									
54 Chris Perez, R ERA: 2.62																									
57 Hector Ambriz, R ERA: 3.86																									
PITCHER	IP 10.1	WLS 4	BF 2	H 2	R 1	ER 1	SO 0	BB 0	IBB 1	HBP 0	BLK 0	WP 0	HR 0	S 11	P 18	ERA 27.00	WHIP 6.000								
34 Kerry Wood, R ERA: 6.3																									

AB	38
R	5
H	9
RBI	4
BB	1
SO	9
LOB	11



Batter	1	2	3	4	5	6	7	8	9	AB	R	H	RBI	BB	SO	LOB	TOP										
2 B.J. Upton, R (1, 8) OBP: 0.324, SLG: 0.397										4	1	2	0	1	2	1	<p>Tampa Bay Rays @ New York Yankees Yankee Stadium, Bronx, NY Fri Jul 16 20:10, 7:12 PM - 10:39 PM EDT Att: 47,524 - Partly Cloudy - 90 F</p> <p>livebaseballscorecards.com</p> <p>AB 33 R 4 H 9 RBI 3 BB 4 SO 10 LOB 19</p> 										
13 Carl Crawford, L (1, 7) OBP: 0.380, SLG: 0.519										5	0	2	0	0	0	2											
3 Evan Longoria, R (1, 5) OBP: 0.382, SLG: 0.513										4	0	1	1	1	1	2											
23 Carlos Pena, L (1, 3) OBP: 0.320, SLG: 0.411										3	0	0	0	1	3	4											
18 Ben Zobrist, S (1, 4) OBP: 0.383, SLG: 0.396										4	1	1	1	0	1	4											
10 Kelly Shoppach, R (1, 2) OBP: 0.342, SLG: 0.305										4	0	1	0	0	0	2											
16 Willy Aybar, S (1, 10) OBP: 0.300, SLG: 0.393										1	0	0	1	1	1	0											
19 Gabe Kapler, R (1, 9) OBP: 0.301, SLG: 0.273										4	0	0	0	0	1	3											
8 Jason Bartlett, R (1, 6) OBP: 0.317, SLG: 0.337										4	2	2	0	0	1	1											
Inning Stats	R: 0 E: 0 K: 1 S: 7	H: 0 LOB: 0 BB: 0 P: 13	R: 1 E: 1 K: 1 S: 10	H: 2 LOB: 1 BB: 0 P: 14	R: 1 E: 0 K: 2 S: 13	H: 2 LOB: 1 BB: 0 P: 19	R: 0 E: 0 K: 0 S: 10	H: 0 LOB: 1 BB: 2 P: 18	R: 1 E: 0 K: 1 S: 9	H: 2 LOB: 2 BB: 2 P: 20	R: 0 E: 0 K: 0 S: 7	H: 0 LOB: 1 BB: 0 P: 9	R: 1 E: 0 K: 1 S: 10	H: 2 LOB: 2 BB: 1 P: 20	R: 0 E: 0 K: 3 S: 9	H: 0 LOB: 0 BB: 0 P: 12	R: 0 E: 0 K: 1 S: 10	H: 1 LOB: 0 BB: 0 P: 13	1B: 8 2B: 1 3B: 0 HR: 0	SF: 1 SAC: 1 DP: 1 HBP: 0	WP: 0 PB: 0 SB: 0 CS: 0	PA: 39					
PITCHER	IP	WLS	BF	H	R	ER	SO	BB	IBB	HBP	BLK	WP	HR	S	P	ERA	WHIP										
52 CC Sabathia, L (1, 1) ERA: 3.13	7.0		33	8	4	3	6	3	1	0	0	0	0	66	113	3.86	1.571										
30 David Robertson, R (8, 1) ERA: 5.28	1.0		3	0	0	0	3	0	0	0	0	0	0	9	12	0.00	0.000										
42 Mariano Rivera, R (9, 1) ERA: 1.02	1.0	W	3	1	0	0	1	0	0	0	0	0	0	10	13	0.00	1.000										

Batter	1	2	3	4	5	6	7	8	9	AB	R	H	RBI	BB	SO	LOB	BOTTOM										
2 Derek Jeter, R (1, 6) OBP: 0.336, SLG: 0.386										5	0	0	0	0	1	3	<p>Tampa Bay Rays @ New York Yankees Yankee Stadium, Bronx, NY Fri Jul 16 20:10, 7:12 PM - 10:39 PM EDT Att: 47,524 - Partly Cloudy - 90 F</p> <p>livebaseballscorecards.com</p> <p>AB 32 R 5 H 7 RBI 5 BB 5 SO 8 LOB 12</p> 										
33 Nick Swisher, S (1, 9) OBP: 0.344, SLG: 0.534										5	1	3	3	0	1	0											
25 Mark Teixeira, S (1, 3) OBP: 0.361, SLG: 0.462										2	0	0	0	2	0	1											
13 Alex Rodriguez, R (1, 5) OBP: 0.344, SLG: 0.478										4	0	1	0	0	0	2											
24 Robinson Canó, L (1, 4) OBP: 0.387, SLG: 0.561										4	1	1	1	0	1	3											
20 Jorge Posada, S (1, 2) OBP: 0.376, SLG: 0.477										3	1	1	1	1	1	1											
14 Curtis Granderson, L (1, 8) OBP: 0.368, SLG: 0.406										4	1	1	0	0	2	1											
53 Juan Miranda, L (1, 10) OBP: 0.278, SLG: 0.408										3	0	0	0	0	2	1											
19 Ramiro Pena, S (9, PH) OBP: 0.239, SLG: 0.207										0	0	0	0	0	0	0											
11 Brett Gardner, L (1, 7) OBP: 0.398, SLG: 0.412										2	1	0	0	2	0	0											
Inning Stats	R: 0 E: 0 K: 1 S: 13	H: 1 LOB: 2 BB: 1 P: 23	R: 0 E: 0 K: 1 S: 8	H: 0 LOB: 0 BB: 0 P: 14	R: 1 E: 0 K: 0 S: 11	H: 1 LOB: 1 BB: 1 P: 17	R: 0 E: 0 K: 2 S: 8	H: 0 LOB: 1 BB: 1 P: 17	R: 0 E: 0 K: 0 S: 6	H: 0 LOB: 0 BB: 0 P: 6	R: 2 E: 0 K: 1 S: 11	H: 2 LOB: 0 BB: 0 P: 19	R: 0 E: 0 K: 1 S: 8	H: 0 LOB: 0 BB: 0 P: 14	R: 1 E: 0 K: 1 S: 13	H: 1 LOB: 1 BB: 1 P: 25	R: 1 E: 0 K: 1 S: 17	H: 2 LOB: 2 BB: 1 P: 27	1B: 4 2B: 0 3B: 0 HR: 3	SF: 0 SAC: 1 DP: 0 HBP: 0	WP: 0 PB: 0 SB: 0 CS: 0	PA: 38					
PITCHER	IP	WLS	BF	H	R	ER	SO	BB	IBB	HBP	BLK	WP	HR	S	P	ERA	WHIP										
33 James Shields, R (1, 1) ERA: 4.86	6.0		25	4	3	3	5	3	0	0	0	0	0	8	14	0.00	0.000										
50 Grant Balfour, R (7, 1) ERA: 2.09	1.0	H	3	0	0	0	1	0	0	0	0	0	0	8	14	0.00	0.000										
53 Joaquin Benoit, R (8, 1) ERA: 0.94	1.0	B	5	1	1	1	1	1	0	0	0	0	1	13	25	9.00	2.000										
36 Randy Choate, L (9, 1) ERA: 6.26	0.1	L	3	1	1	1	0	1	0	0	0	0	0	10	17	27.00	6.000										
35 Dan Wheeler, R (9, 1) ERA: 3.14	0.1		1	0	0	0	1	0	0	0	0	0	0	5	6	0.00	0.000										

Batter	1	2	3	4	5	6	7	8	9	AB	R	H	RBI	BB	SO	LOB	TOP			
18 Ben Zobrist, S OBP: 0.378, SLG: 0.390	G6-3		P5		F7		G4-3			5	0	1	1	0	0	3	<p>Tampa Bay Rays @ Baltimore Orioles</p> <p>Oriole Park at Camden Yards, Baltimore, MD</p> <p>Mon Jul 19 2010, 7:34 PM - 10:15 PM EDT</p> <p>Att: 12,792 - Cloudy - 90 F</p>			
13 Carl Crawford, L OBP: 0.374, SLG: 0.513	G4-3	G3-1			G3			F7		5	1	1	1	0	0	3				
3 Evan Longoria, R OBP: 0.390, SLG: 0.516									K	5	1	3	1	0	2	0				
23 Carlos Pena, L OBP: 0.329, SLG: 0.438									K	3	1	0	0	1	3	1				
20 Matt Joyce, L OBP: 0.397, SLG: 0.375	L4								L4	4	1	1	1	1	1	2				
28 John Jaso, L OBP: 0.327, SLG: 0.366									G4-3	3	2	0	0	2	0	1				
2 B.J. Upton, R OBP: 0.322, SLG: 0.391									G4-3	4	1	1	1	1	0	0				
8 Jason Bartlett, R OBP: 0.325, SLG: 0.341										3	1	2	2	1	1	2				
1 Sean Rodriguez, R OBP: 0.298, SLG: 0.415										3	0	0	1	0	2	4				
Inning Stats	R: 0 E: 0 K: 0 S: 10	H: 1 LOB: 2 BB: 1 P: 17	R: 1 E: 0 K: 2 S: 13	H: 2 LOB: 2 BB: 1 P: 21	R: 7 E: 0 K: 1 S: 26	H: 5 LOB: 1 BB: 2 P: 50	R: 0 E: 0 K: 1 S: 8	H: 0 LOB: 0 BB: 0 P: 13	R: 0 E: 0 K: 2 S: 11	H: 0 LOB: 1 BB: 1 P: 23	R: 0 E: 0 K: 1 S: 10	H: 1 LOB: 1 BB: 0 P: 12	R: 0 E: 0 K: 2 S: 9	H: 0 LOB: 0 BB: 0 P: 11	R: 0 E: 0 K: 0 S: 6	H: 0 LOB: 0 BB: 0 P: 8	1B: 6 2B: 2 3B: 1 HR: 0	SF: 0 SAC: 1 DP: 0 HBP: 1	WP: 0 PB: 0 SB: 1 CS: 0	PA: 43
PITCHER	IP WLS BF H R ER SO	IP WLS BF H R ER SO	IP WLS BF H R ER SO	IP WLS BF H R ER SO	IP WLS BF H R ER SO	IP WLS BF H R ER SO	IP WLS BF H R ER SO	IP WLS BF H R ER SO	IP WLS BF H R ER SO	IP WLS BF H R ER SO	IP WLS BF H R ER SO	IP WLS BF H R ER SO	IP WLS BF H R ER SO	IP WLS BF H R ER SO	IP WLS BF H R ER SO	IP WLS BF H R ER SO	ERA WHIP	ERA WHIP	ERA WHIP	
24 Chris Tillman, R ERA: 7.92	2.2 L 20 7 8 8 2																27.00 4.125			
37 Matt Albers, R ERA: 4.31	3.1 13 1 0 0 4																0.00 0.900			
29 David Hernandez, R ERA: 4.35	1.0 4 1 0 0 1																0.00 1.000			
19 Koji Uehara, R ERA: 3.27	1.0 3 0 0 0 2																0.00 0.000			
55 Alfredo Simon, R ERA: 3.12	1.0 3 0 0 0 0																0.00 0.000			


AB	35
R	8
H	9
RBI	8
BB	6
SO	9
LOB	16




Batter	1	2	3	4	5	6	7	8	9	AB	R	H	RBI	BB	SO	LOB	BOTTOM			
18 Felix Pie, L OBP: 0.375, SLG: 0.538	F7		F7		L5-4					4	0	1	0	0	0	4	<p>Tampa Bay Rays @ Baltimore Orioles</p> <p>Oriole Park at Camden Yards, Baltimore, MD</p> <p>Mon Jul 19 2010, 7:34 PM - 10:15 PM EDT</p> <p>Att: 12,792 - Cloudy - 90 F</p>			
9 Miguel Tejada, R OBP: 0.311, SLG: 0.368	L9		F9		G5-3					4	0	0	0	0	5					
21 Nick Markakis, L OBP: 0.389, SLG: 0.450	G6-3									4	0	0	0	0	0					
23 Ty Wigginton, R OBP: 0.328, SLG: 0.428										4	0	1	0	0	2					
30 Luke Scott, L OBP: 0.346, SLG: 0.515										4	0	1	0	0	1					
10 Adam Jones, R OBP: 0.302, SLG: 0.443										4	0	0	0	0	2					
40 Scott Moore, L OBP: 0.302, SLG: 0.372										3	1	0	0	1	1					
15 Craig Tatum, R OBP: 0.346, SLG: 0.282										4	0	2	0	0	1					
3 Cesar Izturis, S OBP: 0.300, SLG: 0.295										2	0	2	1	0	0					
Inning Stats	R: 0 E: 0 K: 0 S: 8	H: 0 LOB: 0 BB: 0 P: 10	R: 0 E: 0 K: 1 S: 11	H: 0 LOB: 0 BB: 0 P: 14	R: 0 E: 0 K: 0 S: 8	H: 1 LOB: 1 BB: 0 P: 14	R: 0 E: 0 K: 1 S: 9	H: 1 LOB: 0 BB: 0 P: 11	R: 0 E: 0 K: 1 S: 9	H: 2 LOB: 1 BB: 1 P: 20	R: 0 E: 0 K: 1 S: 9	H: 1 LOB: 2 BB: 0 P: 13	R: 0 E: 0 K: 0 S: 8	H: 0 LOB: 0 BB: 0 P: 14	R: 0 E: 0 K: 1 S: 7	H: 0 LOB: 0 BB: 0 P: 9	1B: 6 2B: 2 3B: 0 HR: 0	SF: 0 SAC: 0 DP: 1 HBP: 1	WP: 0 PB: 0 SB: 0 CS: 0	PA: 35
PITCHER	IP WLS BF H R ER SO	IP WLS BF H R ER SO	IP WLS BF H R ER SO	IP WLS BF H R ER SO	IP WLS BF H R ER SO	IP WLS BF H R ER SO	IP WLS BF H R ER SO	IP WLS BF H R ER SO	IP WLS BF H R ER SO	IP WLS BF H R ER SO	IP WLS BF H R ER SO	IP WLS BF H R ER SO	IP WLS BF H R ER SO	IP WLS BF H R ER SO	IP WLS BF H R ER SO	IP WLS BF H R ER SO	ERA WHIP	ERA WHIP	ERA WHIP	
40 Wade Davis, R ERA: 4.41	8.0 W 32 7 1 1 3																1.12 1.000			
35 Dan Wheeler, R ERA: 3.03	1.0 3 0 0 0 1																0.00 0.000			

AB	33
R	1
H	7
RBI	1
BB	1
SO	4
LOB	12



Batter	1	2	3	4	5	6	7	8	9	AB	R	H	RBI	BB	SO	LOB	TOP																			
18 Ben Zobrist, S OBP: 0.376, SLG: 0.383	F9		K			F9				3	0	0	0	0	1	0	Tampa Bay Rays @ Cleveland Indians Progressive Field, Cleveland, OH Fri Jul 23 2010, 7:08 PM - 10:44 PM EDT Att: 16,904 - Cloudy - 85 F																			
13 Carl Crawford, L OBP: 0.370, SLG: 0.507	G3-1			K		K				3	0	0	0	0	2	0																				
3 Evan Longoria, R OBP: 0.389, SLG: 0.516	P6			G5-3						2	0	0	0	1	0	0																				
23 Carlos Pena, L OBP: 0.330, SLG: 0.428		E4 20 E 20 S G4-3			BB					2	1	0	0	1	1	1																				
20 Matt Joyce, L OBP: 0.394, SLG: 0.436										2	0	0	0	0	2	2																				
16 Willy Aybar, S OBP: 0.302, SLG: 0.395										1	0	0	0	0	1	1																				
28 John Jaso, L OBP: 0.385, SLG: 0.358										3	0	0	1	0	0	1																				
2 B.J. Upton, R OBP: 0.317, SLG: 0.392										2	0	0	0	0	2	0																				
15 Reid Brignac, L OBP: 0.339, SLG: 0.417										2	0	1	0	0	1	0																				
8 Jason Bartlett, R OBP: 0.319, SLG: 0.335										2	0	0	0	0	0	1																				
Inning Stats	R: 0 E: 0 K: 0 S: 6	H: 0 LOB: 0 BB: 0 P: 13	R: 1 E: 1 K: 2 S: 9	H: 0 LOB: 0 BB: 0 P: 14	R: 0 E: 0 K: 1 S: 10	H: 1 LOB: 0 BB: 0 P: 14	R: 0 E: 0 K: 2 S: 11	H: 0 LOB: 1 BB: 0 P: 18	R: 0 E: 0 K: 2 S: 8	H: 0 LOB: 0 BB: 0 P: 13	R: 0 E: 0 K: 1 S: 8	H: 0 LOB: 0 BB: 0 P: 11	R: 0 E: 0 K: 2 S: 13	H: 0 LOB: 1 BB: 1 P: 24																						
PITCHER	IP	WLS	BF	H	R	ER	SO	BB	IBB	HBP	BLK	WP	HR	S	P	ERA	WHIP	PITCHER		IP	WLS	BF	H	R	ER	SO	BB	IBB	HBP	BLK	WP	HR	S	P	ERA	WHIP
55 Roberto Hernandez, R ERA: 3.51	5.0	W	17	1	1	0	7	1	0	0	0	0	0	44	72	0.00	0.400			5.0	W	17	1	1	0	7	1	0	0	0	0	0	44	72	0.00	0.400
49 Tony Sipp, L ERA: 4.79	2.0	S	7	0	0	0	3	1	0	0	0	0	0	21	35	0.00	0.500			2.0	S	7	0	0	0	3	1	0	0	0	0	21	35	0.00	0.500	

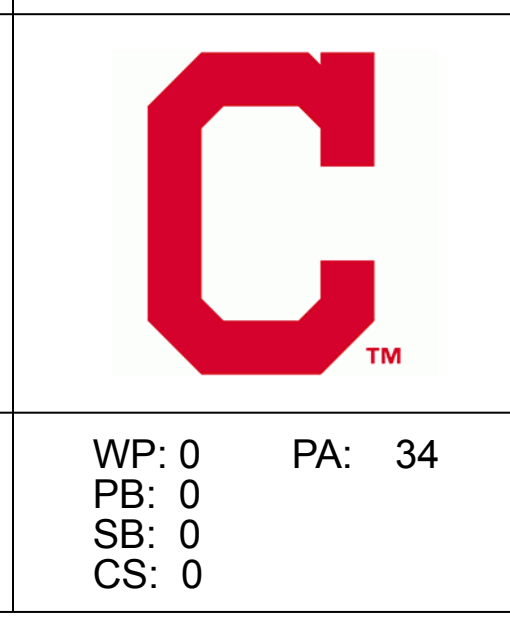
Batter	1	2	3	4	5	6	7	8	9	AB	R	H	RBI	BB	SO	LOB	BOTTOM																			
23 Michael Brantley, L OBP: 0.231, SLG: 0.221	BB 17 F9 13 1B FC3-6		1B 13 2B 17 G4-1			G4-3				3	2	1	0	1	0	1	Tampa Bay Rays @ Cleveland Indians Progressive Field, Cleveland, OH Fri Jul 23 2010, 7:08 PM - 10:44 PM EDT Att: 16,904 - Cloudy - 85 F																			
13 Adrián Cabrera, S OBP: 0.377, SLG: 0.372	1B 41 FC3-6		2B 17 G4-1			G4-3				4	0	3	0	0	0	0																				
17 Shin-Soo Choo, L OBP: 0.389, SLG: 0.474	F9		G4-1							3	0	1	1	0	0	3																				
41 Carlos Santana, S OBP: 0.436, SLG: 0.542	FC3-6		BB							1	0	0	1	2	0	1																				
48 Travis Hafner, L OBP: 0.356, SLG: 0.405	K		K							3	0	0	0	0	2	5																				
2 Jhonny Peralta, R OBP: 0.313, SLG: 0.396		G5-3	G5-3			K				3	0	0	0	0	1	2																				
7 Matt LaPorta, R OBP: 0.333, SLG: 0.395		G6-3				F7				3	0	0	0	0	1	0																				
4 Trevor Crowe, S OBP: 0.319, SLG: 0.370										3	1	2	1	0	0	0																				
16 Jason Donald, R OBP: 0.324, SLG: 0.430		P2								3	0	1	0	0	1	1																				
Inning Stats	R: 1 E: 0 K: 1 S: 12	H: 1 LOB: 1 BB: 1 P: 24	R: 0 E: 0 K: 0 S: 7	H: 1 LOB: 0 BB: 0 P: 10	R: 1 E: 0 K: 1 S: 14	H: 2 LOB: 2 BB: 1 P: 23	R: 0 E: 0 K: 2 S: 8	H: 0 LOB: 0 BB: 0 P: 11	R: 0 E: 0 K: 0 S: 7	H: 1 LOB: 2 BB: 1 P: 15	R: 1 E: 0 K: 0 S: 14	H: 2 LOB: 1 BB: 0 P: 21	R: 0 E: 0 K: 0 S: 2	H: 1 LOB: 1 BB: 0 P: 3																						
PITCHER	IP	WLS	BF	H	R	ER	SO	BB	IBB	HBP	BLK	WP	HR	S	P	ERA	WHIP	PITCHER		IP	WLS	BF	H	R	ER	SO	BB	IBB	HBP	BLK	WP	HR	S	P	ERA	WHIP
34 Jeff Niemann, R ERA: 2.95	5.0	L	23	5	2	2	4	2	0	0	0	0	0	9	13	13.50	3.000			5.0	L	23	5	2	2	4	2	0	0	0	0	9	13	13.50	3.000	
35 Dan Wheeler, R ERA: 3.16	0.2		4	2	1	1	1	0	0	0	0	0	0	1	9	13	13.50	3.000			0.2		4	2	1	1	1	0	0	0	0	1	9	13	13.50	3.000
36 Randy Choate, L ERA: 6.2	0.1		2	1	0	0	0	0	0	0	0	0	0	0	7	11	0.00	3.000			0.1		2	1	0	0	0	0	0	0	0	7	11	0.00	3.000	

Batter	1	2	3	4	5	6	7	8	9	AB	R	H	RBI	BB	SO	LOB	TOP										
18 Ben Zobrist, S OBP: 0.374, SLG: 0.390	L9		G4-3				F7		F7	5	1	1	3	0	0	3	Tampa Bay Rays @ Cleveland Indians Progressive Field, Cleveland, OH Sat Jul 24, 2010, 7:07 PM - 10:06 PM EDT Att: 17,221 - Cloudy - 83 F										
13 Carl Crawford, L OBP: 0.368, SLG: 0.506	K			G6-3			2B		G3	5	0	1	1	0	2	1											
3 Evan Longoria, R OBP: 0.384, SLG: 0.509	K			G6-3			L9		F9	5	0	0	0	0	1	2											
23 Carlos Pena, L OBP: 0.332, SLG: 0.436		K					G4-3			3	1	1	1	1	1	1											
20 Matt Joyce, L OBP: 0.387, SLG: 0.441	K						HR		G3-1	4	1	1	0	0	1	1											
1 Sean Rodriguez, R OBP: 0.296, SLG: 0.410	K						L8		1B	4	0	1	0	0	2	1											
2 B.J. Upton, R OBP: 0.316, SLG: 0.393							2B		K	4	0	1	1	0	2	1											
10 Kelly Shoppach, R OBP: 0.341, SLG: 0.290							1B		K	4	1	1	0	0	1	2											
8 Jason Bartlett, R OBP: 0.328, SLG: 0.339							1B		HR	2	2	2	0	0	0	0											
Inning Stats	R: 0 H: 0 E: 0 K: 2 S: 9	H: 0 LOB: 0 BB: 0 P: 12	R: 0 H: 0 E: 0 K: 3 S: 10	H: 1 LOB: 1 BB: 0 P: 14	R: 0 H: 1 E: 0 K: 1 S: 12	H: 0 LOB: 1 BB: 0 P: 18	R: 0 H: 0 E: 0 K: 0 S: 9	H: 0 LOB: 1 BB: 1 P: 19	R: 3 H: 3 E: 0 K: 2 S: 16	H: 3 LOB: 0 BB: 0 P: 24	R: 2 H: 3 E: 0 K: 0 S: 9	H: 3 LOB: 1 BB: 0 P: 13	R: 1 H: 1 E: 0 K: 0 S: 7	H: 1 LOB: 1 BB: 0 P: 13	R: 0 H: 1 E: 0 K: 2 S: 13	H: 1 LOB: 1 BB: 0 P: 18	R: 0 H: 0 E: 0 K: 0 S: 7	H: 0 LOB: 1 BB: 0 P: 11	1B: 4 2B: 3 3B: 0 HR: 2	SF: 0 SAC: 0 DP: 0 HBP: 2	WP: 1 PB: 0 SB: 1 CS: 0	PA: 39					
PITCHER	IP	WLS	BF	H	R	ER	SO	BB	IBB	HBP	BLK	WP	HR	S	P	ERA	WHIP										
51 Mitch Talbot, R ERA: 4.08	5.2	L	25	7	5	5	8	1	0	0	0	1	2	63	97	7.94	1.412										
56 Frank Herrmann, R ERA: 2.7	1.0		5	1	1	1	0	0	0	1	0	0	0	6	10	9.00	1.000										
53 Rafael Perez, L ERA: 3.63	0.1		1	0	0	0	0	0	0	0	0	0	0	3	6	0.00	0.000										
40 Jess Todd, R ERA: 9.0	1.0		4	1	0	0	2	0	0	0	0	0	0	13	18	0.00	1.000										
57 Hector Ambriz, R ERA: 5.12	1.0		4	0	0	0	0	0	0	1	0	0	0	7	11	0.00	0.000										

Batter	1	2	3	4	5	6	7	8	9	AB	R	H	RBI	BB	SO	LOB	BOTTOM										
4 Trevor Crowe, S OBP: 0.318, SLG: 0.365	17 2B	F8			G5-3			K		3	1	0	0	1	1	1	Tampa Bay Rays @ Cleveland Indians Progressive Field, Cleveland, OH Sat Jul 24, 2010, 7:07 PM - 10:06 PM EDT Att: 17,221 - Cloudy - 83 F										
13 Adrián Cabrera, S OBP: 0.319, SLG: 0.362	K		F9		F8			F8		4	0	0	0	0	1	2											
17 Shin-Soo Choo, L OBP: 0.393, SLG: 0.479	1H				F7			1B		3	0	2	1	1	0	0											
41 Carlos Santana, S OBP: 0.425, SLG: 0.525	K		G5-4-3		F8			K		4	0	0	0	0	2	4											
2 Johnny Peralta, R OBP: 0.310, SLG: 0.391	G5-3				G4-3			G5-3		4	0	0	0	0	1	1											
26 Austin Kearns, R OBP: 0.346, SLG: 0.408	F7				7 FC6-4			K		4	0	1	0	0	1	0											
7 Matt LaPorta, R OBP: 0.332, SLG: 0.389					1B			L7		3	1	0	0	1	1	1											
47 Shelley Duncan, R OBP: 0.363, SLG: 0.527					HR			P3		3	1	1	2	0	1	1											
16 Jason Donald, R OBP: 0.324, SLG: 0.425	K				P6			17 1B		2	0	0	0	1	1	0											
Inning Stats	R: 1 H: 1 E: 0 K: 2 S: 10	H: 1 LOB: 1 BB: 1 P: 16	R: 2 H: 1 E: 0 K: 1 S: 11	H: 1 LOB: 0 BB: 1 P: 16	R: 0 H: 0 E: 0 K: 0 S: 6	H: 0 LOB: 0 BB: 1 P: 11	R: 0 H: 1 E: 0 K: 2 S: 13	H: 1 LOB: 1 BB: 0 P: 20	R: 0 H: 0 E: 0 K: 0 S: 11	H: 0 LOB: 0 BB: 0 P: 16	R: 0 H: 0 E: 0 K: 0 S: 8	H: 0 LOB: 0 BB: 0 P: 14	R: 0 H: 0 E: 0 K: 0 S: 7	H: 0 LOB: 0 BB: 0 P: 8	R: 0 H: 1 E: 0 K: 2 S: 12	H: 1 LOB: 2 BB: 1 P: 20	R: 0 H: 0 E: 0 K: 2 S: 12	H: 0 LOB: 0 BB: 0 P: 14	1B: 2 2B: 1 3B: 0 HR: 1	SF: 0 SAC: 0 DP: 1 HBP: 0	WP: 0 PB: 0 SB: 0 CS: 0	PA: 34					
PITCHER	IP	WLS	BF	H	R	ER	SO	BB	IBB	HBP	BLK	WP	HR	S	P	ERA	WHIP										
14 David Price, L ERA: 2.9	7.0	W	27	3	3	3	5	4	0	0	0	0	1	66	105	3.86	1.000										
53 Joaquin Benoit, R ERA: 0.53	1.0	H	4	1	0	0	2	0	0	0	0	0	0	12	16	0.00	1.000										
29 Rafael Soriano, R ERA: 1.96	1.0	S	3	0	0	0	2	0	0	0	0	0	0	12	14	0.00	0.000										

AB	36
R	6
H	9
RBI	6
BB	1
SO	10
LOB	12

AB	30
R	3
H	4
RBI	3
BB	4
SO	9
LOB	10



Batter	1	2	3	4	5	6	7	8	9	AB	R	H	RBI	BB	SO	LOB	TOP										
18 Ben Zobrist, S OBP: 0.373, SLG: 0.388	G4-3		G4-3		G3-1		CS	FC3-6 13 1B		4	0	1	0	0	0	1	Tampa Bay Rays @ Cleveland Indians Progressive Field, Cleveland, OH Sun Jul 25 2010, 1:08 PM - 4:04 PM EDT Att: 13,410 - Overcast - 74 F										
13 Carl Crawford, L OBP: 0.397, SLG: 0.503	K				SF7			FC3-6 3 CS		2	0	0	1	1	1												
3 Evan Longoria, R OBP: 0.385, SLG: 0.505	G6-3				K					3	0	0	0	1	2	1											
23 Carlos Pena, L OBP: 0.328, SLG: 0.431		G4-3	G4-3			G1-3		CS	P5	4	0	0	0	0	0	1											
20 Matt Joyce, L OBP: 0.315, SLG: 0.435 2 B.J. Upton, R OBP: 0.315, SLG: 0.392	G4-3				16 1B	L9			K	3	0	1	0	0	0	0											
16 Willy Aybar, S OBP: 0.313, SLG: 0.406 19 Gabe Kapler, R OBP: 0.303, SLG: 0.306					28 15 HR					3	1	2	0	1	1	0											
28 John Jaso, L OBP: 0.387, SLG: 0.366					15 HR					1	0	0	0	0	1	0											
15 Reid Brignac, L OBP: 0.339, SLG: 0.431										3	1	1	3	0	0	2											
8 Jason Bartlett, R OBP: 0.325, SLG: 0.336	G6-3					E5 18 G3-1 13 SF7				3	1	0	0	0	1	1											
Inning Stats	R: 0 H: 0 E: 0 K: 1 S: 13	H: 0 LOB: 0 BB: 0 P: 19	R: 3 H: 2 E: 0 K: 0 S: 11	H: 2 LOB: 0 BB: 1 P: 25	R: 0 H: 0 E: 0 K: 1 S: 9	H: 0 LOB: 1 BB: 1 P: 15	R: 0 H: 2 E: 0 K: 0 S: 9	H: 1 LOB: 0 BB: 0 P: 14	R: 1 H: 0 E: 0 K: 1 S: 12	H: 0 LOB: 0 BB: 0 P: 18	R: 0 H: 0 E: 0 K: 1 S: 7	H: 0 LOB: 0 BB: 0 P: 9	R: 0 H: 1 E: 0 K: 1 S: 9	H: 1 LOB: 0 BB: 0 P: 13	R: 0 H: 1 E: 0 K: 0 S: 7	H: 1 LOB: 0 BB: 0 P: 12	R: 0 H: 1 E: 0 K: 1 S: 13	H: 1 LOB: 0 BB: 0 P: 19	1B: 4 2B: 2 3B: 0 HR: 1	SF: 1 SAC: 0 DP: 1 HBP: 0	WP: 0 PB: 0 SB: 2 CS: 3	PA: 36					
PITCHER	IP	WLS	BF	H	R	ER	SO	BB	IBB	HBP	BLK	WP	HR	S	P	ERA	WHIP										
63 Justin Masterson, R ERA: 5.19	6.2	L	27	5	4	3	5	2	0	0	0	0	1	70	112	4.05	1.050										
53 Rafael Perez, L ERA: 3.57	0.2		2	1	0	0	0	0	0	0	0	0	0	6	8	0.00	1.500										
38 Joe Smith, R ERA: 4.42	0.1		1	0	0	0	0	1	0	0	0	0	0	1	5	0.00	3.000										
49 Tony Sipp, L ERA: 4.75	0.1		0	0	0	0	0	0	0	0	0	0	0	0	0	0.00	0.000										
54 Chris Perez, R ERA: 2.35	1.0		4	1	0	0	1	0	0	0	0	0	0	13	19	0.00	1.000										

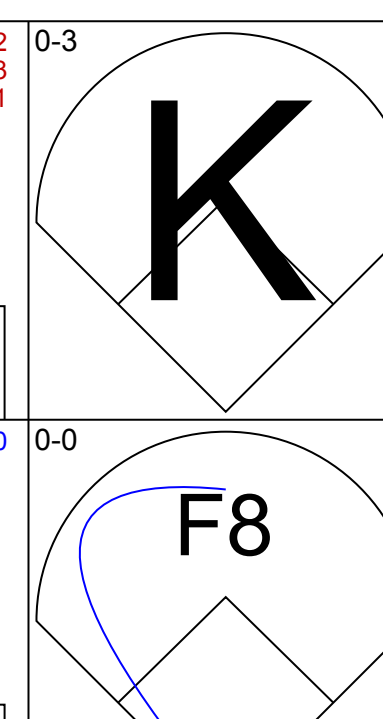
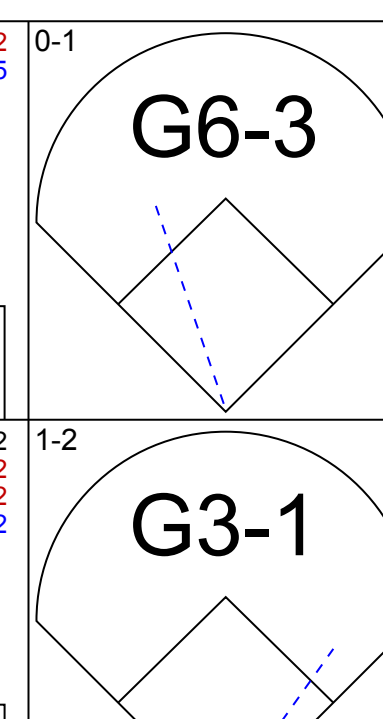
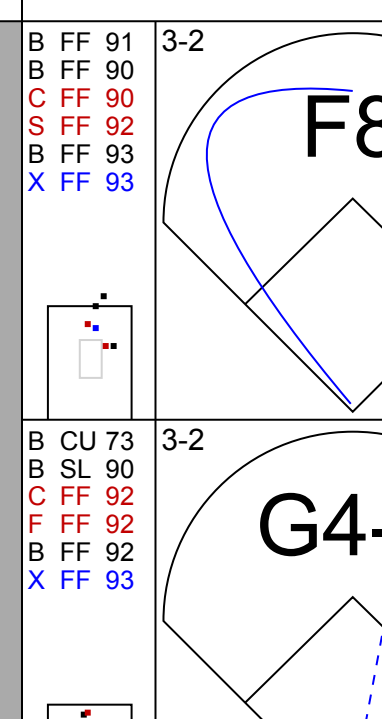
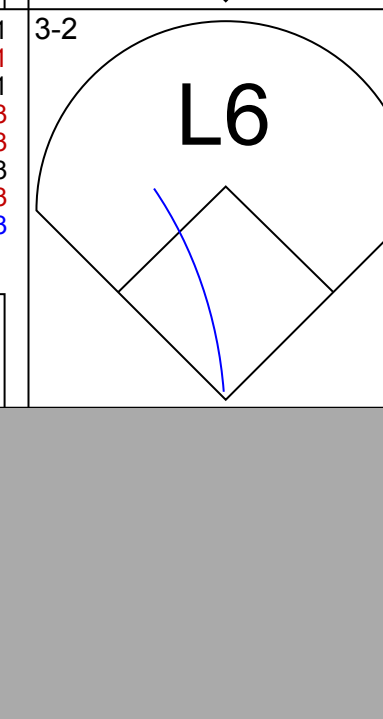
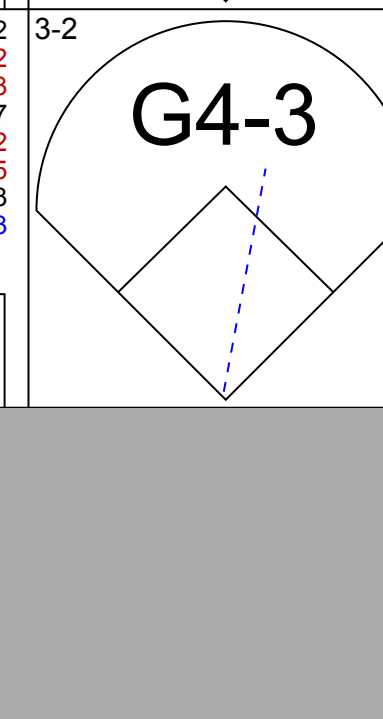
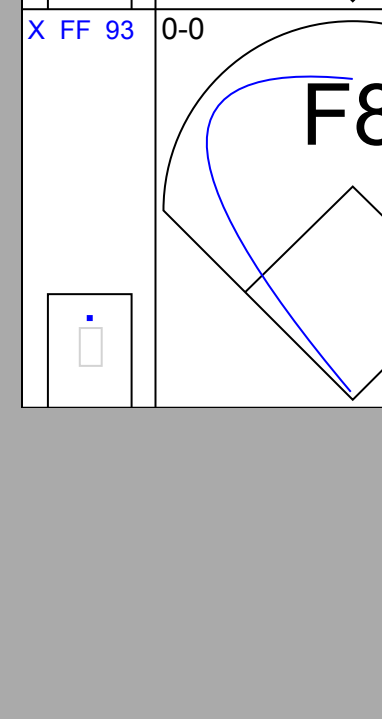



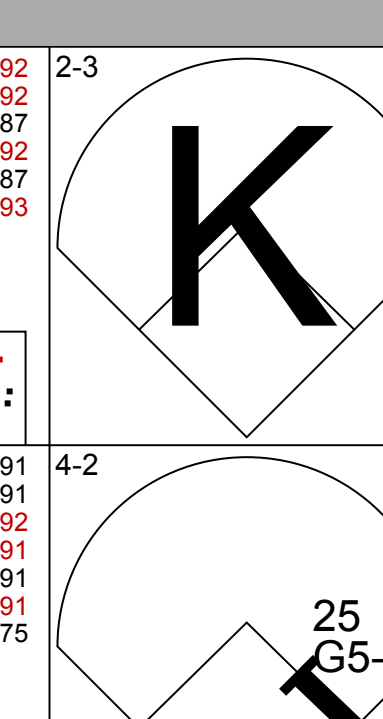
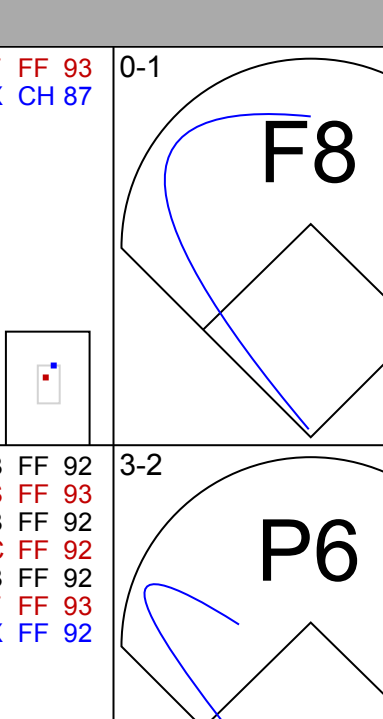
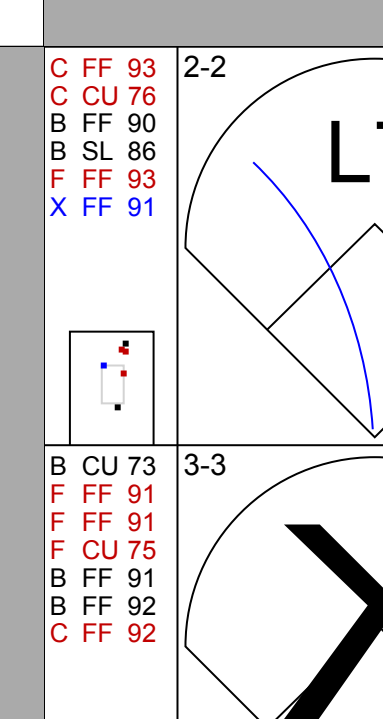
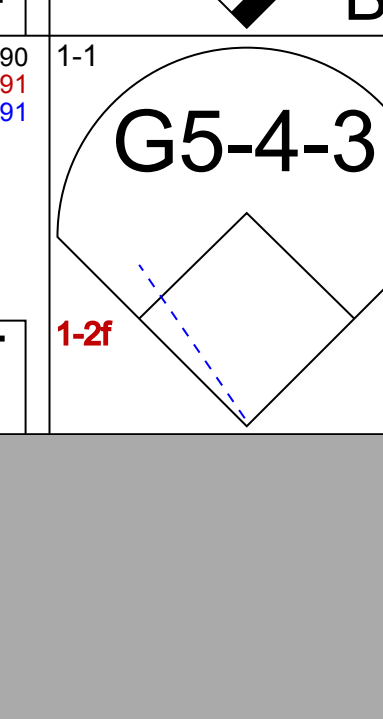
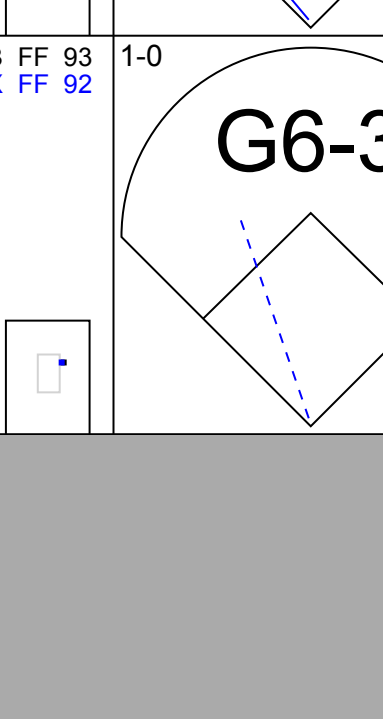
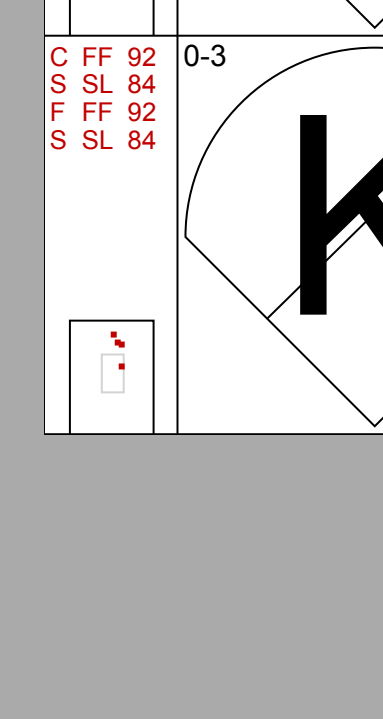



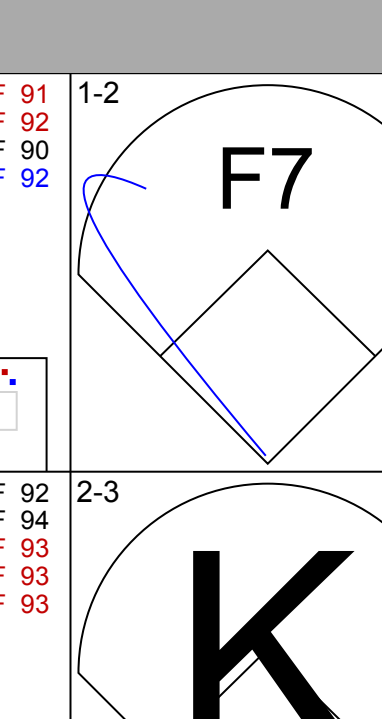
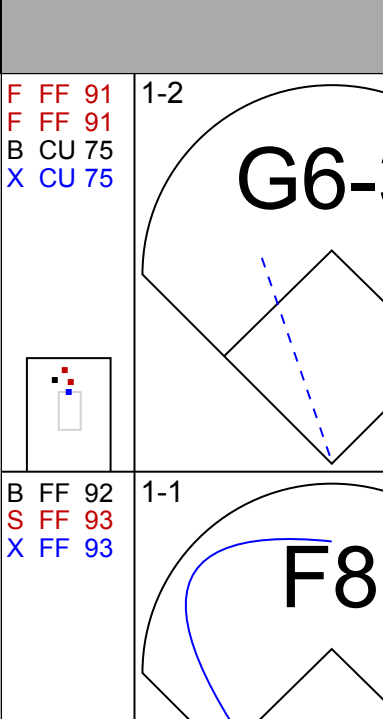
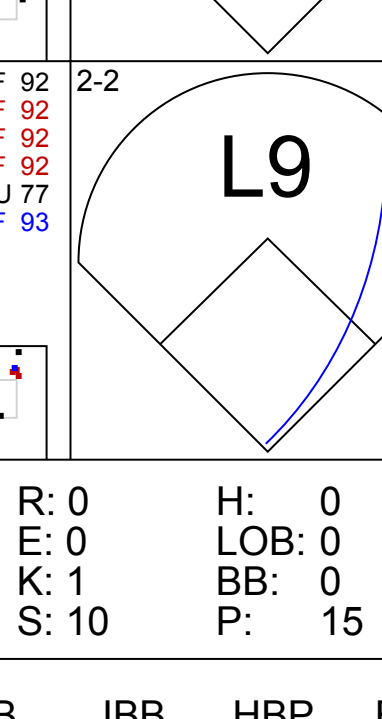
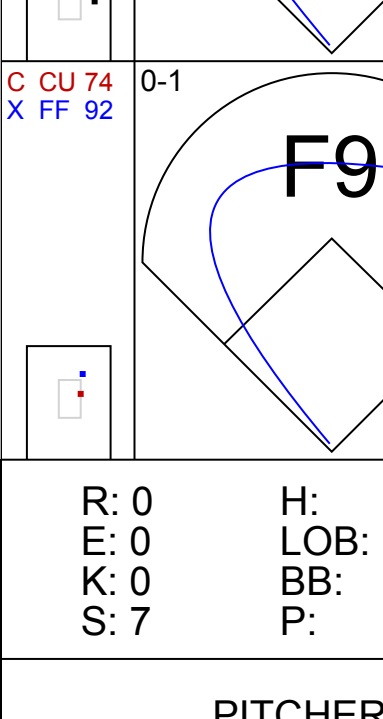

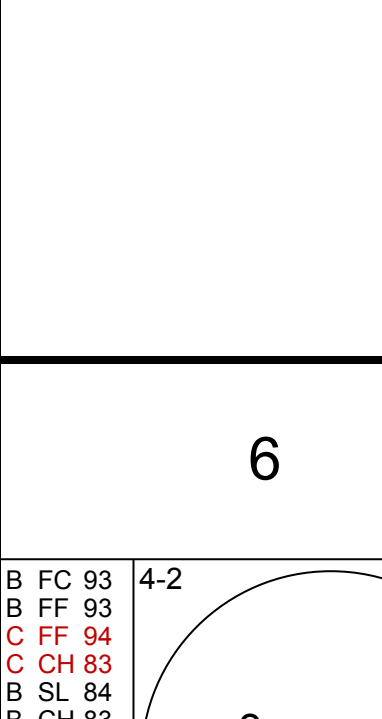
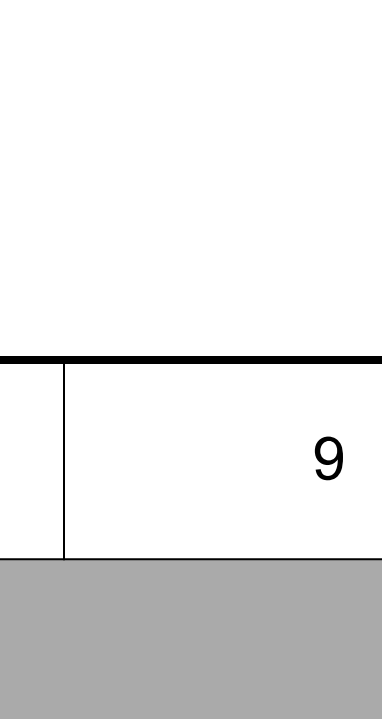
Batter	1	2	3	4	5	6	7	8	9	AB	R	H	RBI	BB	SO	LOB	BOTTOM										
23 Michael Brantley, L OBP: 0.229, SLG: 0.212	17 13 G3 SF9	G6-3		F7			FC4-6 17 G3 13 1B		G4-3	4	1	0	0	1	0	4	Tampa Bay Rays @ Cleveland Indians Progressive Field, Cleveland, OH Sun Jul 25 2010, 1:08 PM - 4:04 PM EDT Att: 13,410 - Overcast - 74 F										
13 Adrián Cabrera, S OBP: 0.316, SLG: 0.397	G3		L3		P4				K	5	0	1	0	0	1	1											
17 Shin-Soo Choo, L OBP: 0.393, SLG: 0.481										5	0	2	0	0	1	2											
41 Carlos Santana, S OBP: 0.418, SLG: 0.516	SF9				G4-3		G4-3			4	0	1	1	0	0	3											
7 Matt LaPorta, R OBP: 0.326, SLG: 0.381	K					G6-3			F9	4	0	0	0	0	2	2											
48 Travis Hafner, L OBP: 0.385, SLG: 0.418										4	1	4	0	0	0	0											
12 Jayson Nix, R OBP: 0.297, SLG: 0.413										3	0	1	0	0	0	2											
4 Trevor Crowe, S OBP: 0.318, SLG: 0.365										3	0	1	0	0	0	3											
25 Andy Marte, R OBP: 0.269, SLG: 0.337 47 Shelley Duncan, R OBP: 0.359, SLG: 0.522 2 Jonny Peralta, R OBP: 0.310, SLG: 0.391										3	0	1	1	0	1	3											
										1	0	0	0	0	0	2											
										0	0	0	0	0	0	0											
Inning Stats	R: 1 H: 1 E: 0 K: 1 S: 12	H: 1 LOB: 1 BB: 1 P: 20	R: 3 H: 2 E: 0 K: 0 S: 11	H: 2 LOB: 0 BB: 0 P: 17	R: 0 H: 1 E: 0 K: 1 S: 11	H: 1 LOB: 1 BB: 0 P: 18	R: 0 H: 1 E: 0 K: 1 S: 8	H: 1 LOB: 2 BB: 0 P: 15	R: 0 H: 0 E: 0 K: 1 S: 8	H: 0 LOB: 0 BB: 0 P: 13	R: 0 H: 1 E: 0 K: 0 S: 6	H: 1 LOB: 0 BB: 0 P: 10	R: 0 H: 2 E: 0 K: 0 S: 13	H: 2 LOB: 2 BB: 0 P: 17	R: 0 H: 2 E: 0 K: 0 S: 11	H: 2 LOB: 2 BB: 0 P: 15	R: 0 H: 1 E: 0 K: 1 S: 8	H: 1 LOB: 1 BB: 0 P: 12	1B: 9 2B: 2 3B: 0 HR: 0	SF: 1 SAC: 1 DP: 0 HBP: 1	WP: 2 PB: 0 SB: 0 CS: 0	PA: 40					
PITCHER	IP	WLS	BF	H	R	ER	SO	BB	IBB	HBP	BLK	WP	HR	S	P	ERA	WHIP										
40 Wade Davis, R ERA: 4.32	6.1	W	28	7	2	2	4	1	0	1	0	0	0	9	10	0.00	1.500										
53 Joaquin Benoit, R ERA: 0.51	0.2	H	3	1	0	0	0	0	0	0	0	0	0	1	15	0.00	2.000										
50 Grant Balfour, R ERA: 2.14	1.0	H	5	2	0	0	0	0	0	0	0	1	0	11	15	0.00	2.000										
29 Rafael Soriano, R ERA: 1.91	1.0	S	4	1	0	0	1	0	0	0	0	0	0	8	12	0.00	1.000										

AB	30
R	4
H	7
RBI	4
BB	3
SO	6
LOB	10



AB	36
R	2
H	11
RBI	2
BB	1
SO	5
LOB	22

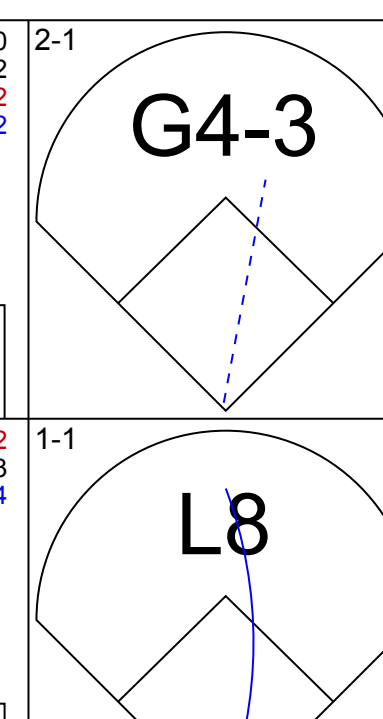
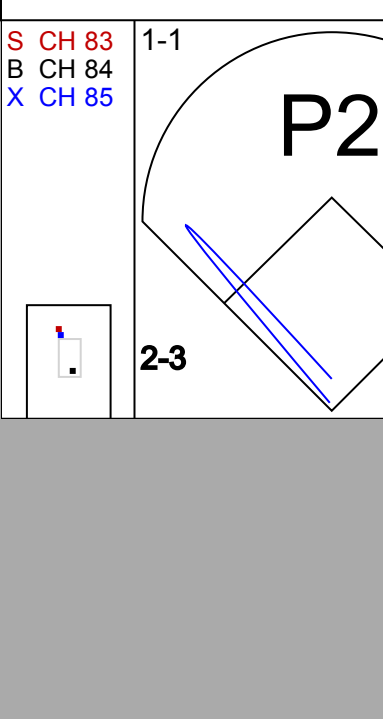
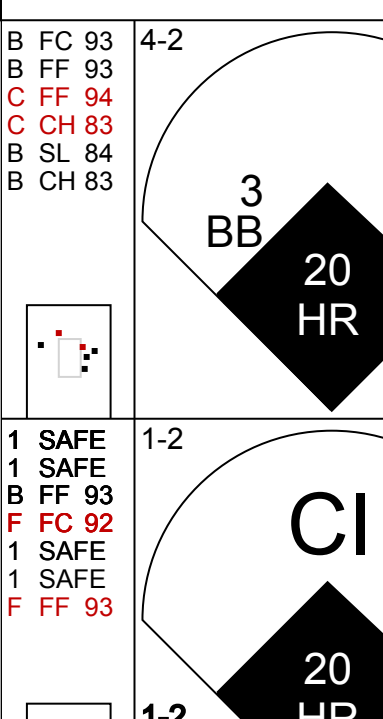
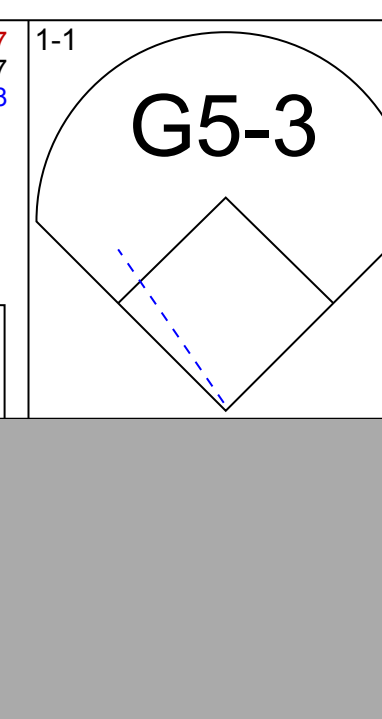
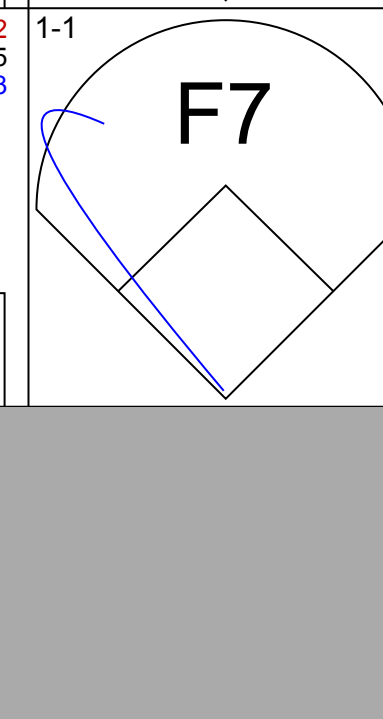
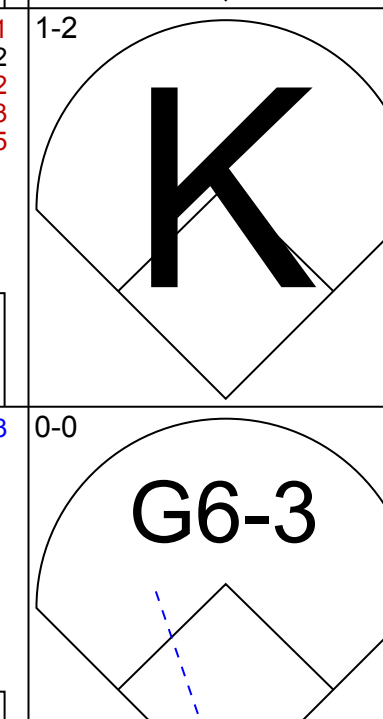
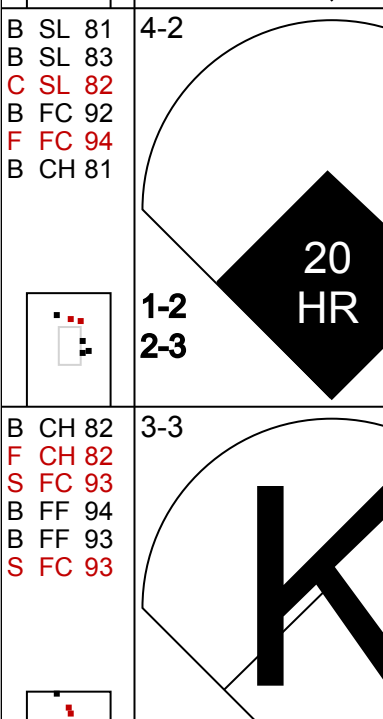
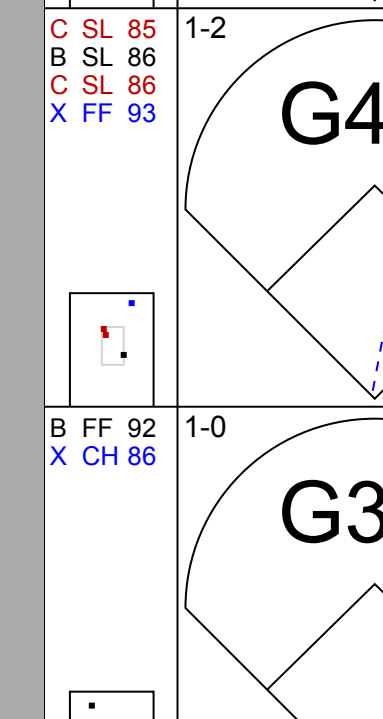


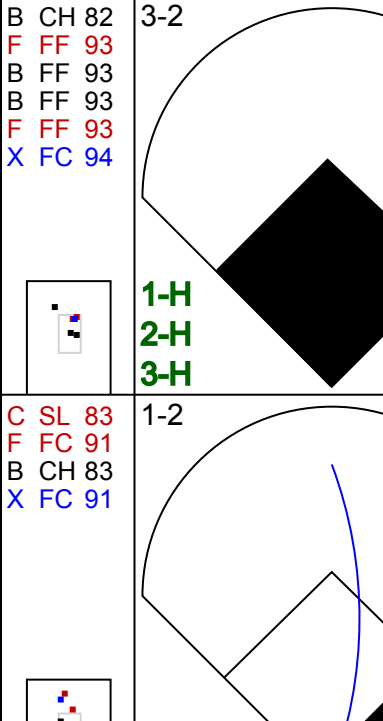
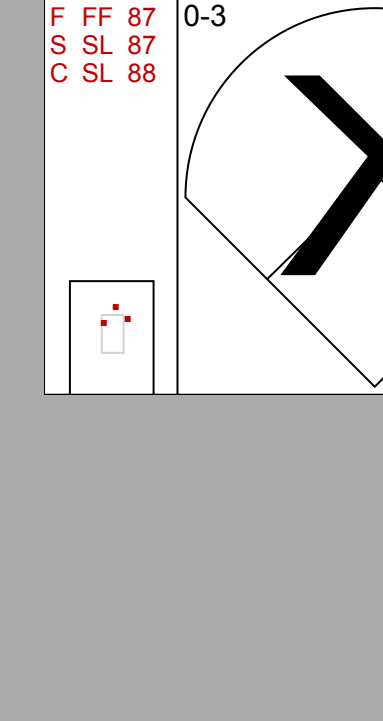
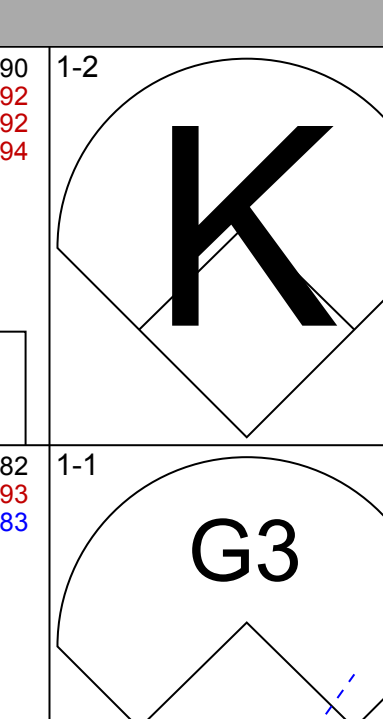
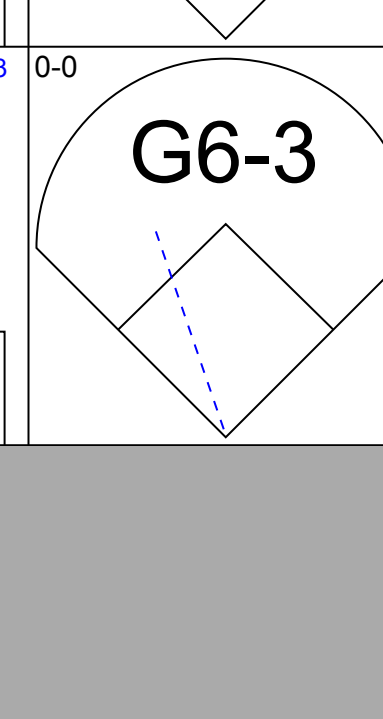
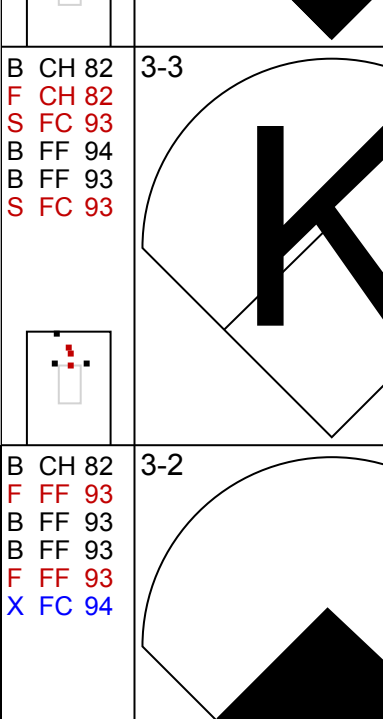
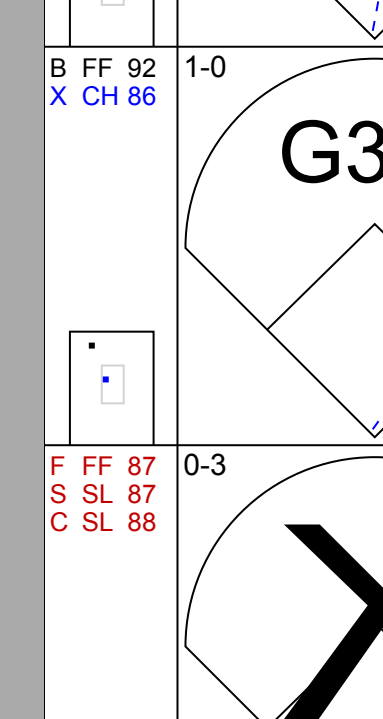
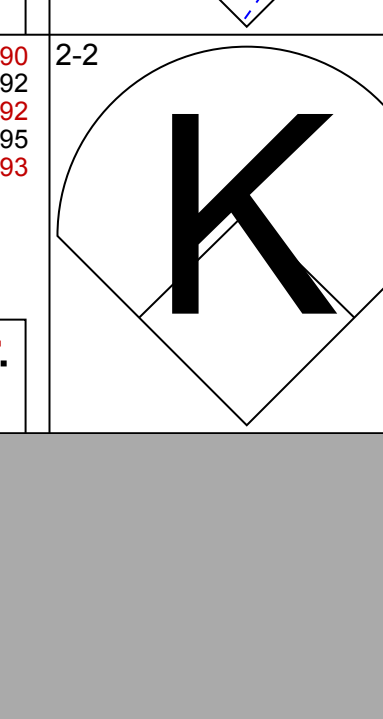
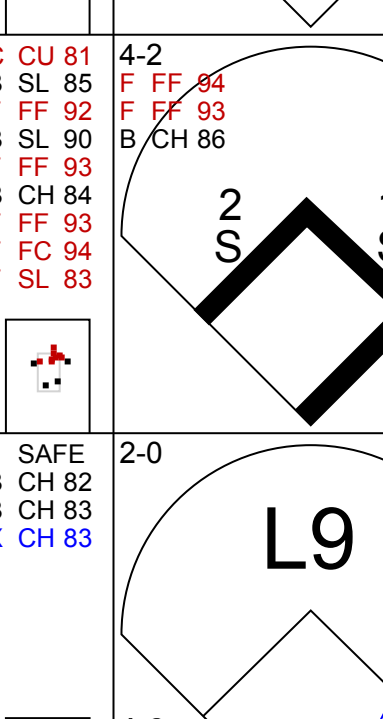
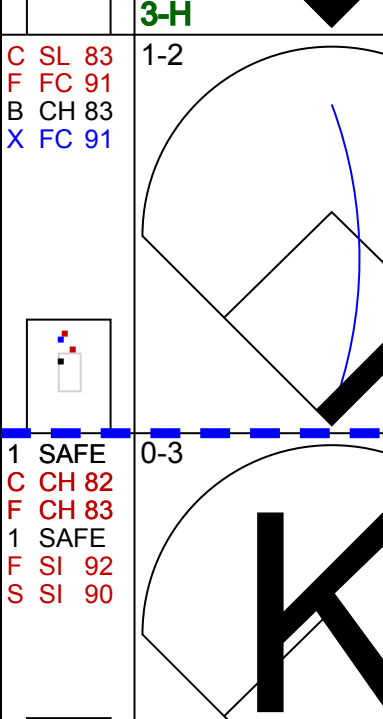


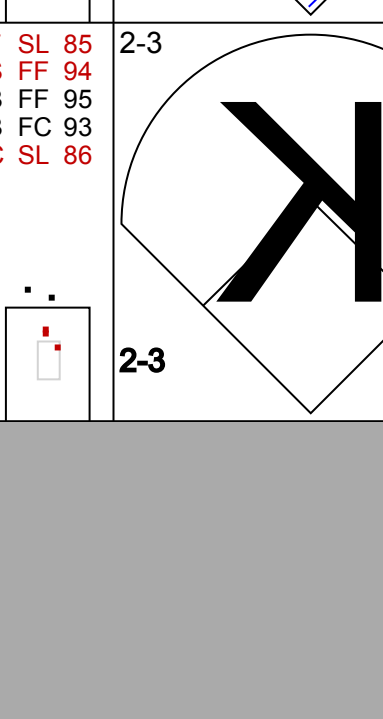
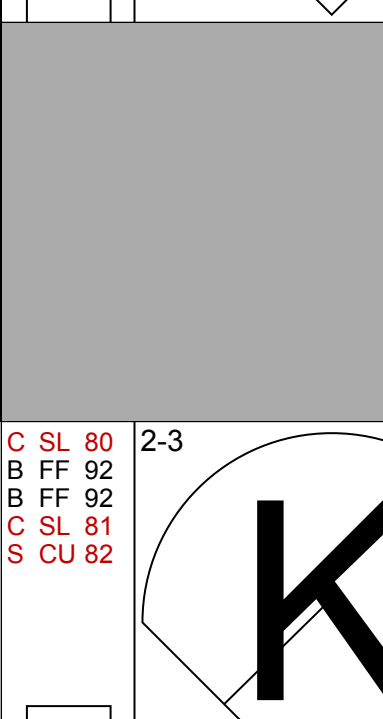
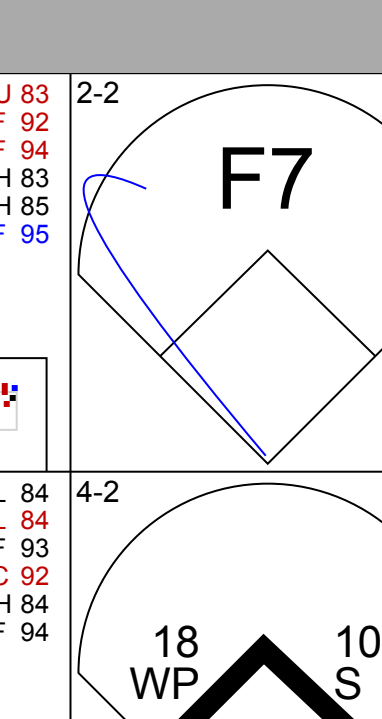
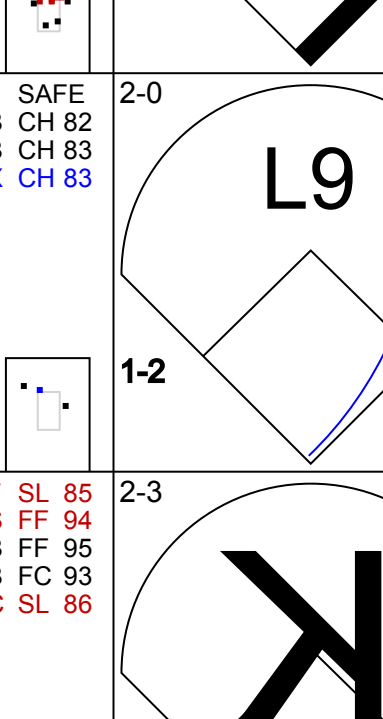
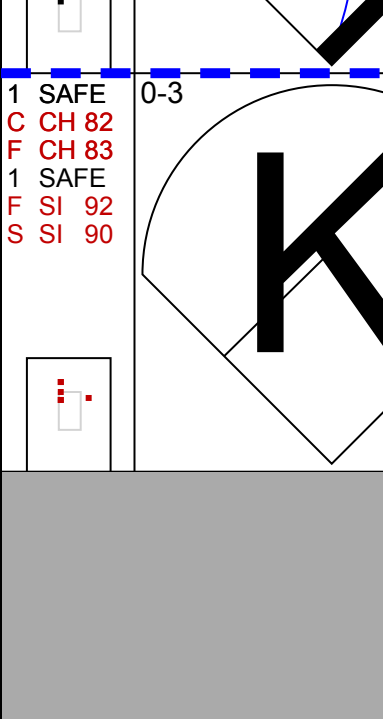
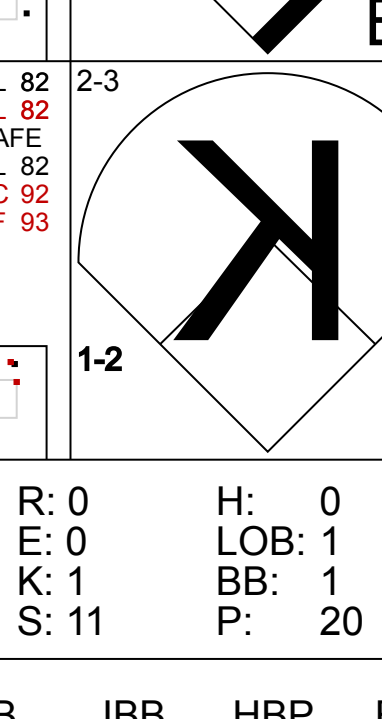
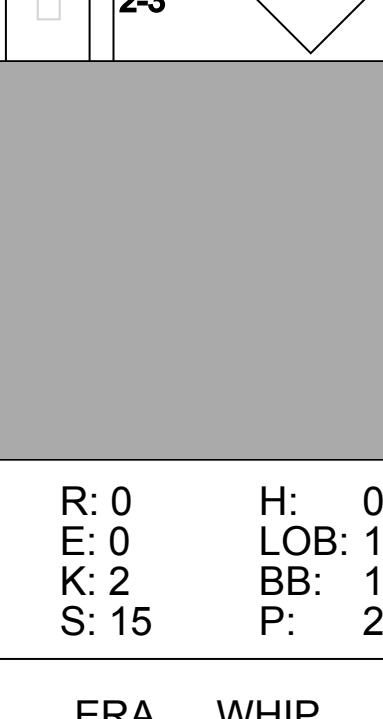
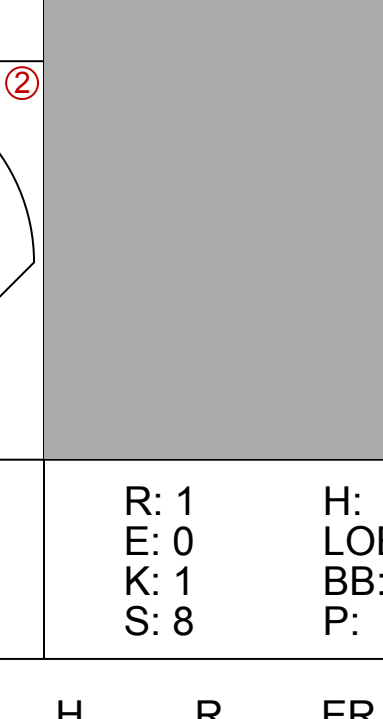





Batter	1	2	3	4	5	6	7	8	9	AB	R	H	RBI	BB	SO	LOB	TOP			
14 Austin Jackson, R OBP: 0.365, SLG: 0.429										3	0	0	0	0	1	0				
28 Will Rhymes, L (1, 4)										3	0	0	0	0	0	0				
18 Johnny Damon, L OBP: 0.371, SLG: 0.423										3	0	0	0	0	0	0				
24 Miguel Cabrera, R OBP: 0.420, SLG: 0.647										3	0	0	0	0	1	0				
26 Brennan Boesch, L OBP: 0.376, SLG: 0.527										2	0	0	0	1	1	0				
25 Ryan Raburn, R OBP: 0.274, SLG: 0.333										3	0	0	0	0	1	1				
32 Don Kelly, L OBP: 0.250, SLG: 0.254										3	0	0	0	0	0	0				
12 Gerald Laird, R OBP: 0.243, SLG: 0.260										3	0	0	0	0	2	0				
29 Danny Worth, R OBP: 0.280, SLG: 0.365										2	0	0	0	0	0	0				
39 Ramon Santiago, S (9, PH) OBP: 0.351, SLG: 0.327										1	0	0	0	0	0	0				
Inning Stats	R: 0 E: 0 K: 1 S: 9	H: 0 LOB: 0 BB: 0 P: 12	R: 0 E: 0 K: 1 S: 9	H: 0 LOB: 0 BB: 1 P: 16	R: 0 E: 0 K: 1 S: 10	H: 0 LOB: 0 BB: 0 P: 15	R: 0 E: 0 K: 0 S: 10	H: 0 LOB: 0 BB: 0 P: 14	R: 0 E: 0 K: 0 S: 7	H: 0 LOB: 0 BB: 0 P: 11	R: 0 E: 0 K: 0 S: 7	H: 0 LOB: 0 BB: 0 P: 9	R: 0 E: 0 K: 2 S: 12	H: 0 LOB: 0 BB: 0 P: 13	R: 0 E: 0 K: 1 S: 9	H: 0 LOB: 0 BB: 0 P: 13	1B: 0 2B: 0 3B: 0 HR: 0	SF: 0 SAC: 0 DP: 1 HBP: 0	WP: 0 PB: 0 SB: 0 CS: 0	PA: 27
PITCHER 22 Matt Garza, R ERA: 4.06	IP: 9.0 WLS: W BF: 27 H: 0 R: 0 ER: 0 SO: 6 BB: 1 IBB: 0 HBP: 0 BLK: 0 WP: 0 HR: 0 S: 80 P: 120 ERA: 0.00 WHIP: 0.111															PITCHER IP: 9.0 WLS: W BF: 27 H: 0 R: 0 ER: 0 SO: 6 BB: 1 IBB: 0 HBP: 0 BLK: 0 WP: 0 HR: 0 S: 80 P: 120 ERA: 0.00 WHIP: 0.111				

Detroit Tigers @ Tampa Bay Rays
Tropicana Field, St. Petersburg, FL
Mon Jul 26 2010, 7:12 PM - 9:47 PM EDT
Att: 17,009 - Dome - 72 F

AB 26
R 0
H 0
RBI 0
BB 1
SO 6
LOB 1



Batter	1	2	3	4	5	6	7	8	9	AB	R	H	RBI	BB	SO	LOB	BOTTOM			
18 Ben Zobrist, S OBP: 0.372, SLG: 0.385										3	1	0	0	1	0	1				
13 Carl Crawford, L OBP: 0.387, SLG: 0.510										3	2	1	1	0	0	0				
3 Evan Longoria, R OBP: 0.382, SLG: 0.501										3	1	0	0	1	1	0				
23 Carlos Pena, L OBP: 0.325, SLG: 0.426										4	0	0	0	0	2	3				
20 Matt Joyce, L OBP: 0.378, SLG: 0.470										4	1	1	4	0	2	0				
8 Jason Bartlett, R OBP: 0.328, SLG: 0.337										2	0	1	0	1	1	0				
15 Reid Brignac, L OBP: 0.335, SLG: 0.425										3	0	0	0	0	1	2				
2 B.J. Upton, R OBP: 0.315, SLG: 0.390										2	0	0	0	1	2	1				
10 Kelly Shoppach, R OBP: 0.330, SLG: 0.278										3	0	0	0	0	3	1				
Inning Stats	R: 0 E: 0 K: 0 S: 6	H: 0 LOB: 0 BB: 0 P: 10	R: 0 E: 0 K: 2 S: 8	H: 0 LOB: 0 BB: 0 P: 12	R: 0 E: 0 K: 1 S: 11	H: 0 LOB: 1 BB: 1 P: 20	R: 0 E: 0 K: 1 S: 6	H: 0 LOB: 0 BB: 0 P: 7	R: 0 E: 0 K: 2 S: 15	H: 0 LOB: 1 BB: 1 P: 23	R: 4 E: 0 K: 3 S: 22	H: 2 LOB: 1 BB: 2 P: 40	R: 0 E: 0 K: 2 S: 9	H: 0 LOB: 0 BB: 0 P: 12	R: 1 E: 0 K: 1 S: 8	H: 1 LOB: 0 BB: 0 P: 12	1B: 1 2B: 0 3B: 0 HR: 2	SF: 0 SAC: 0 DP: 0 HBP: 0	WP: 1 PB: 0 SB: 3 CS: 0	PA: 32
PITCHER 37 Max Scherzer, R ERA: 4.45	IP: 5.2 WLS: L BF: 24 H: 2 R: 4 ER: 3 SO: 8 BB: 4 IBB: 0 HBP: 0 BLK: 0 WP: 1 HR: 1 S: 64 P: 108 ERA: 4.76 WHIP: 1.059															PITCHER IP: 0.1 WLS: 1 BF: 4 H: 0 R: 4 ER: 4 SO: 4 BB: 0 IBB: 0 HBP: 0 BLK: 0 WP: 0 HR: 4 S: 4 P: 4 ERA: 0.00 WHIP: 0.000				
36 Brad Thomas, L ERA: 4.46	IP: 0.1 WLS: 1 BF: 1 H: 0 R: 0 ER: 0 SO: 1 BB: 0 IBB: 0 HBP: 0 BLK: 0 WP: 0 HR: 0 S: 4 P: 4 ERA: 0.00 WHIP: 0.000															PITCHER IP: 2.0 WLS: 7 BF: 1 H: 1 R: 1 ER: 1 SO: 3 BB: 0 IBB: 0 HBP: 0 BLK: 0 WP: 0 HR: 1 S: 17 P: 24 ERA: 4.50 WHIP: 0.500				

Detroit Tigers @ Tampa Bay Rays
Tropicana Field, St. Petersburg, FL
Mon Jul 26 2010, 7:12 PM - 9:47 PM EDT
Att: 17,009 - Dome - 72 F

AB 27
R 5
H 3
RBI 5
BB 4
SO 12
LOB 8



Batter	1	2	3	4	5	6	7	8	9	AB	R	H	RBI	BB	SO	LOB	TOP										
14 Austin Jackson, R OBP: 0.363, SLG: 0.429	F7		K		G1-3		P4		2B	5	0	1	0	0	1	3	Detroit Tigers @ Tampa Bay Rays Tropicana Field, St. Petersburg, FL Tue Jul 27 2010, 7:10 PM - 10:02 PM EDT Att: 19,843 - Dome - 72 F										
28 Will Rhymes, L OBP: 0.167, SLG: 0.167	FC6-4 1B		P4		P6		FC3-6 18 1B		1B	5	0	2	0	0	0	3											
18 Johnny Damon, L OBP: 0.374, SLG: 0.424	F9		K						1B	4	1	2	0	1	1	1											
24 Miguel Cabrera, R OBP: 0.422, SLG: 0.651	FC6-4								BB	4	1	2	0	1	0	4											
26 Brennan Boesch, L OBP: 0.371, SLG: 0.519		G4-3								4	0	0	0	0	1	6											
25 Ryan Raburn, R OBP: 0.274, SLG: 0.331		K								4	0	1	1	0	3	1											
13 Alex Avila, L OBP: 0.295, SLG: 0.313										3	0	1	0	1	1	1											
20 Scott Sizemore, R OBP: 0.283, SLG: 0.283										4	0	2	0	0	2	1											
39 Ramon Santiago, S OBP: 0.349, SLG: 0.326										4	0	1	0	0	2	4											
Inning Stats	R: 0 E: 0 K: 0 S: 6	H: 1 LOB: 1 BB: 0 P: 8	R: 0 E: 0 K: 2 S: 14	H: 1 LOB: 2 BB: 1 P: 19	R: 0 E: 0 K: 2 S: 10	H: 0 LOB: 0 BB: 0 P: 17	R: 0 E: 0 K: 1 S: 11	H: 1 LOB: 1 BB: 0 P: 15	R: 0 E: 0 K: 1 S: 13	H: 2 LOB: 2 BB: 0 P: 19	R: 2 E: 0 K: 1 S: 11	H: 3 LOB: 1 BB: 0 P: 16	R: 0 E: 0 K: 1 S: 12	H: 2 LOB: 3 BB: 1 P: 21	R: 0 E: 0 K: 3 S: 9	H: 0 LOB: 0 BB: 0 P: 14		R: 0 E: 0 K: 0 S: 22	H: 2 LOB: 2 BB: 1 P: 33	1B: 8 2B: 4 3B: 0 HR: 0	SF: 0 SAC: 0 DP: 1 HBP: 0	WP: 0 PB: 0 SB: 0 CS: 0	PA: 40				
PITCHER	IP	WLS	BF	H	R	ER	SO	BB	IBB	HBP	BLK	WP	HR	S	P	ERA	WHIP										
33 James Shields, R ERA: 4.79	6.2	W	30	9	2	2	7	1	0	0	0	0	0	71	102	2.70	1.500										
36 Randy Choate, L ERA: 5.2	0.0		2	1	0	0	0	0	1	0	0	0	0	3	10	∞	∞										
50 Grant Balfour, R ERA: 2.13	0.1	H	1	0	0	0	1	0	0	0	0	0	0	3	3	0.00	0.000										
53 Joaquin Benoit, R ERA: 0.79	1.0	H	3	0	0	0	3	0	0	0	0	0	0	9	14	0.00	0.000										
29 Rafael Soriano, R ERA: 1.66	1.0	S	5	2	0	0	0	1	0	0	0	0	0	22	33	0.00	3.000										
Batter	1	2	3	4	5	6	7	8	9	AB	R	H	RBI	BB	SO	LOB	BOTTOM										
18 Ben Zobrist, S OBP: 0.371, SLG: 0.383	F8		FC3-6 3 S			G6-3				4	0	1	0	0	0	1	Detroit Tigers @ Tampa Bay Rays Tropicana Field, St. Petersburg, FL Tue Jul 27 2010, 7:10 PM - 10:02 PM EDT Att: 19,843 - Dome - 72 F										
13 Carl Crawford, L OBP: 0.365, SLG: 0.507	K		F7							4	1	1	0	0	1	2											
3 Evan Longoria, R OBP: 0.386, SLG: 0.497			L4							3	1	0	0	1	0	3											
23 Carlos Pena, L OBP: 0.327, SLG: 0.434										3	1	1	2	1	1	1											
20 Matt Joyce, L OBP: 0.376, SLG: 0.478										3	0	1	1	0	2	0											
16 Willy Aybar, S OBP: 0.313, SLG: 0.401										2	0	0	0	1	0	2											
28 John Jaso, L OBP: 0.382, SLG: 0.360										3	0	0	0	0	2	1											
2 B.J. Upton, R OBP: 0.315, SLG: 0.390										0	0	0	0	0	0	0											
15 Reid Brignac, L OBP: 0.330, SLG: 0.419										3	0	0	0	0	0	1											
8 Jason Bartlett, R OBP: 0.328, SLG: 0.337										3	0	1	0	0	0	0											
Inning Stats	R: 2 E: 0 K: 2 S: 13	H: 1 LOB: 0 BB: 1 P: 24	R: 0 E: 0 K: 0 S: 4	H: 0 LOB: 0 BB: 1 P: 11	R: 0 E: 0 K: 0 S: 11	H: 1 LOB: 1 BB: 0 P: 14	R: 0 E: 0 K: 1 S: 8	H: 0 LOB: 0 BB: 0 P: 10	R: 0 E: 0 K: 1 S: 9	H: 0 LOB: 0 BB: 0 P: 13	R: 1 E: 0 K: 0 S: 11	H: 2 LOB: 2 BB: 1 P: 18	R: 0 E: 0 K: 1 S: 7	H: 0 LOB: 0 BB: 0 P: 11	R: 0 E: 0 K: 1 S: 9	H: 1 LOB: 0 BB: 0 P: 12	1B: 3 2B: 2 3B: 0 HR: 1	SF: 0 SAC: 0 DP: 1 HBP: 0	WP: 0 PB: 0 SB: 4 CS: 0	PA: 31							
PITCHER	IP	WLS	BF	H	R	ER	SO	BB	IBB	HBP	BLK	WP	HR	S	P	ERA	WHIP										
35 Justin Verlander, R ERA: 3.74	8.0	L	31	5	3	3	6	3	0	0	0	0	1	72	113	3.38	1.000										

Batter	1	2	3	4	5	6	7	8	9	AB	R	H	RBI	BB	SO	LOB	TOP			
28 Will Rhymes, L OBP: 0.235, SLG: 0.294			G4-3		F9		24 IBB		F7	5	1	2	0	0	0	1	<p>Detroit Tigers @ Tampa Bay Rays Tropicana Field, St. Petersburg, FL Wed Jul 28 2010, 7:11 PM - 10:05 PM EDT Att: 16,209 - Dome - 72 F</p>			
18 Johnny Damon, L OBP: 0.377, SLG: 0.437			HR		K		24 IBB		F8	4	2	2	2	1	1					
19 Jeff Larish, L OBP: 0.200, SLG: 0.200			G5-3		G4-3		K			4	0	1	1	0	1	2				
24 Miguel Cabrera, R OBP: 0.425, SLG: 0.658					25 1B		HR			2	1	1	1	2	0	1				
26 Brennan Boesch, L OBP: 0.366, SLG: 0.512					L4		HR		F7	4	0	0	0	0	1	5				
25 Ryan Raburn, R OBP: 0.279, SLG: 0.331		P3			20 G6-4-3, 1B				G5-3	3	0	1	0	1	0	0				
20 Scott Sizemore, R OBP: 0.282, SLG: 0.282		G6-3			G6-4-3				G5-3	4	0	1	0	0	0	2				
13 Alex Avila, L OBP: 0.294, SLG: 0.311		G6-3			29 G5-3, 1B				K	4	0	1	0	0	2	2				
29 Danny Worth, R OBP: 0.275, SLG: 0.357					G5-3				F7	2	0	0	0	0	1	1				
39 Ramon Santiago, S (7, PH)										2	0	0	0	0	1	0				
										2	0	0	0	0	1	0				
Inning Stats	R: 2 H: 3 E: 0 K: 0 S: 10	H: 3 LOB: 0 BB: 0 P: 12	R: 0 H: 0 E: 0 K: 0 S: 7	H: 0 LOB: 0 BB: 0 P: 14	R: 1 H: 1 E: 0 K: 1 S: 12	H: 1 LOB: 1 BB: 0 P: 20	R: 0 H: 1 E: 0 K: 0 S: 7	H: 1 LOB: 1 BB: 0 P: 13	R: 0 H: 1 E: 0 K: 1 S: 12	H: 2 LOB: 2 BB: 2 P: 23	R: 0 H: 1 E: 0 K: 2 S: 13	H: 1 LOB: 3 BB: 2 P: 24	R: 0 H: 0 E: 0 K: 1 S: 6	H: 0 LOB: 0 BB: 0 P: 12	R: 0 H: 0 E: 0 K: 0 S: 6	H: 0 LOB: 0 BB: 0 P: 9	1B: 5 2B: 2 3B: 0 HR: 2	SF: 0 SAC: 0 DP: 2 HBP: 0	WP: 0 PB: 0 CS: 0	PA: 38
PITCHER	IP WLS BF H R ER SO BB IBB HBP BLK WP HR S P ERA WHIP																			
34 Jeff Niemann, R ERA: 3.08	(1, 1) 6.0 W 26 8 4 4 4 2 0 0 0 0 0 2 62 101 6.00 1.667																			
50 Grant Balfour, R ERA: 2.09	(7, 1) 1.0 H 6 1 0 0 2 1 1 0 0 0 0 0 13 24 0.00 2.000																			
53 Joaquin Benoit, R ERA: 0.76	(8, 1) 1.0 H 3 0 0 0 1 0 0 0 0 0 0 0 6 12 0.00 0.000																			
29 Rafael Soriano, R ERA: 1.82	(9, 1) 1.0 S 3 0 0 0 0 0 0 0 0 0 0 0 6 9 0.00 0.000																			

Batter	1	2	3	4	5	6	7	8	9	AB	R	H	RBI	BB	SO	LOB	BOTTOM	
18 Ben Zobrist, S OBP: 0.371, SLG: 0.384			G4-3		F8		P5			2	1	1	0	0	0	1	<p>Detroit Tigers @ Tampa Bay Rays Tropicana Field, St. Petersburg, FL Wed Jul 28 2010, 7:11 PM - 10:05 PM EDT Att: 16,209 - Dome - 72 F</p>	
1 Sean Rodriguez, R OBP: 0.297, SLG: 0.409										3	0	1	0	0	0	3		
13 Carl Crawford, L OBP: 0.385, SLG: 0.503					G4-3		G6-3		FC6-4	5	2	1	1	0	0	2		
3 Evan Longoria, R OBP: 0.395, SLG: 0.508					20 FC3-6, 23 1B, FC6-4, 1B					4	2	3	2	1	0	1		
23 Carlos Pena, L OBP: 0.333, SLG: 0.436					20 FC3-6, 1B					3	0	2	1	1	1	0		
20 Matt Joyce, L OBP: 0.371, SLG: 0.466					G3					4	0	1	1	0	0	6		
19 Gabe Kapler, R OBP: 0.303, SLG: 0.306					G3					0	0	0	0	0	0	0		
16 Willy Aybar, S OBP: 0.311, SLG: 0.398					FC6-4					4	0	1	1	0	1	3		
28 John Jaso, L OBP: 0.380, SLG: 0.358					G6-3					4	0	1	0	0	1	1		
15 Reid Brignac, L OBP: 0.333, SLG: 0.425										4	1	2	0	0	0	2		
8 Jason Bartlett, R OBP: 0.327, SLG: 0.336					1 F8, 13 G4-3, 1B					4	1	1	1	0	0	3		
Inning Stats	R: 1 H: 2 E: 0 K: 1 S: 13	H: 2 LOB: 1 BB: 1 P: 24	R: 0 H: 1 E: 0 K: 0 S: 13	H: 1 LOB: 1 BB: 0 P: 18	R: 2 H: 3 E: 0 K: 0 S: 11	H: 3 LOB: 1 BB: 0 P: 15	R: 2 H: 3 E: 0 K: 0 S: 14	H: 3 LOB: 2 BB: 0 P: 24	R: 0 H: 1 E: 0 K: 0 S: 7	H: 1 LOB: 1 BB: 1 P: 17	R: 0 H: 0 E: 0 K: 1 S: 8	H: 0 LOB: 0 BB: 0 P: 9	R: 2 H: 2 E: 0 K: 1 S: 15	H: 2 LOB: 0 BB: 0 P: 21	1B: 12 2B: 1 3B: 0 HR: 1	SF: 0 SAC: 0 DP: 1 HBP: 1	WP: 1 PB: 0 CS: 0	PA: 40
PITCHER	IP WLS BF H R ER SO BB IBB HBP BLK WP HR S P ERA WHIP																	
49 Eddie Bonine, R ERA: 3.44	(1, 1) 3.1 L 19 8 5 5 1 0 0 0 0 1 0 23 42 0.00 1.875																	
36 Brad Thomas, L ERA: 4.2	(4, 1) 2.2 13 4 0 0 0 1 0 1 0 0 1 0 23 42 0.00 1.875																	
40 Phil Coke, L ERA: 2.34	(7, 1) 1.0 3 0 0 0 1 0 0 0 0 0 0 8 9 0.00 0.000																	
45 Ryan Perry, R ERA: 4.99	(8, 1) 1.0 5 2 2 2 1 0 0 0 0 0 1 15 21 18.00 2.000																	

AB 34
R 4
H 9
RBI 4
BB 4
SO 7
LOB 15



AB 37
R 7
H 14
RBI 7
SO 3
LOB 22



Batter	1	2	3	4	5	6	7	8	9	AB	R	H	RBI	BB	SO	LOB	TOP
2 Derek Jeter, R OBP: 0.337, SLG: 0.386										4	1	1	0	0	0	2	New York Yankees @ Tampa Bay Rays Tropicana Field, St. Petersburg, FL Fri Jul 30 2010, 7:12 PM - 9:48 PM EDT Att: 36,973 - Dome - 72 F
33 Nick Swisher, S OBP: 0.373, SLG: 0.537										4	1	1	2	0	2	1	
25 Mark Teixeira, S OBP: 0.374, SLG: 0.476										3	0	0	0	1	1	0	
13 Alex Rodriguez, R OBP: 0.343, SLG: 0.482										4	0	0	0	0	1	1	
24 Robinson Canó, L OBP: 0.386, SLG: 0.567										4	0	2	0	0	0	0	
20 Jorge Posada, S OBP: 0.369, SLG: 0.479										4	0	0	0	0	1	3	
14 Curtis Granderson, L OBP: 0.319, SLG: 0.436										3	0	0	0	0	1	0	
27 Colin Curtis, L OBP: 0.319, SLG: 0.395										3	0	0	0	0	0	0	
11 Brett Gardner, L OBP: 0.399, SLG: 0.402										1	0	0	0	2	0	0	
Inning Stats	R: 2 H: 3 E: 0 K: 3 S: 16	H: 3 LOB: 1 BB: 0 P: 22	R: 0 H: 0 E: 0 K: 0 S: 8	H: 0 LOB: 1 BB: 1 P: 16	R: 0 H: 0 E: 0 K: 1 S: 8	H: 0 LOB: 0 BB: 0 P: 14	R: 0 H: 0 E: 0 K: 1 S: 14	H: 0 LOB: 1 BB: 1 P: 22	R: 0 H: 0 E: 0 K: 0 S: 6	H: 0 LOB: 0 BB: 0 P: 21	R: 0 H: 0 E: 0 K: 0 S: 8	H: 0 LOB: 0 BB: 0 P: 11	R: 0 H: 0 E: 0 K: 0 S: 5	H: 0 LOB: 0 BB: 0 P: 7	1B: 3 2B: 0 3B: 0 HR: 1	SF: 0 SAC: 0 DP: 1 HBP: 0	
PITCHER	IP WLS BF H R ER SO BB IBB HBP BLK WP HR S P ERA WHIP																
40 Wade Davis, R ERA: 4.21	7.0 W 27 4 2 2 6 3 0 0 0 0 1 69 115 2.57 1.000																
53 Joaquin Benoit, R ERA: 0.74	1.0 H 3 0 0 0 0 0 0 0 0 0 0 8 11 0.00 0.000																
29 Rafael Soriano, R ERA: 1.77	1.0 S 3 0 0 0 0 0 0 0 0 0 0 5 7 0.00 0.000																

Batter	1	2	3	4	5	6	7	8	9	AB	R	H	RBI	BB	SO	LOB	BOTTOM		
28 John Jaso, L OBP: 0.378, SLG: 0.356										4	1	1	0	0	0	0	New York Yankees @ Tampa Bay Rays Tropicana Field, St. Petersburg, FL Fri Jul 30 2010, 7:12 PM - 9:48 PM EDT Att: 36,973 - Dome - 72 F		
13 Carl Crawford, L OBP: 0.395, SLG: 0.495										4	0	0	0	0	1	1			
3 Evan Longoria, R OBP: 0.385, SLG: 0.503										3	0	1	0	1	1	0			
23 Carlos Pena, L OBP: 0.334, SLG: 0.444										3	1	0	0	0	1	3			
20 Matt Joyce, L OBP: 0.368, SLG: 0.487										3	1	1	3	0	0	0			
16 Willy Aybar, S OBP: 0.305, SLG: 0.387										3	0	1	0	0	2	0			
2 B.J. Upton, R OBP: 0.316, SLG: 0.387										2	0	0	0	1	1	1			
15 Reid Brignac, L OBP: 0.325, SLG: 0.413										3	0	0	0	0	3	2			
8 Jason Bartlett, R OBP: 0.323, SLG: 0.331										3	0	0	0	0	0	1			
Inning Stats	R: 0 H: 1 E: 0 K: 1 S: 8	H: 1 LOB: 1 BB: 0 P: 15	R: 0 H: 0 E: 0 K: 2 S: 10	H: 0 LOB: 1 BB: 1 P: 19	R: 0 H: 0 E: 0 K: 1 S: 8	H: 0 LOB: 0 BB: 0 P: 11	R: 0 H: 0 E: 0 K: 0 S: 6	H: 0 LOB: 0 BB: 0 P: 9	R: 0 H: 1 E: 0 K: 1 S: 15	H: 1 LOB: 1 BB: 0 P: 23	R: 3 H: 2 E: 0 K: 1 S: 14	H: 2 LOB: 0 BB: 1 P: 27	R: 0 H: 0 E: 0 K: 2 S: 10	H: 0 LOB: 0 BB: 0 P: 14	R: 0 H: 0 E: 0 K: 1 S: 6	H: 0 LOB: 0 BB: 0 P: 10		1B: 3 2B: 0 3B: 0 HR: 1	SF: 0 SAC: 0 DP: 0 HBP: 0
PITCHER	IP WLS BF H R ER SO BB IBB HBP BLK WP HR S P ERA WHIP																		
65 Phil Hughes, R ERA: 4.09	6.0 L 24 4 3 3 6 2 0 0 0 0 0 0 161 104 4.50 1.000																		
62 Joba Chamberlain, R ERA: 5.6	2.0 6 0 0 0 3 0 0 0 0 0 0 0 16 24 0.00 0.000																		

Batter	1	2	3	4	5	6	7	8	9	AB	R	H	RBI	BB	SO	LOB	TOP					
2 Derek Jeter, R OBP: 0.336, SLG: 0.387	G4-3		K			25 HR		G6-3		4	1	1	0	0	1	0						
17 Lance Berkman, S OBP: 0.367, SLG: 0.430	F9		P5			P5		K		4	0	0	0	0	1	1						
25 Mark Teixeira, S OBP: 0.373, SLG: 0.481	G5-3				G6-3			K		4	1	1	2	0	1	0						
13 Alex Rodriguez, R OBP: 0.342, SLG: 0.479		24 2B 14 SF7 BB			F9			HR		3	1	0	0	1	1	0						
24 Robinson Canó, L OBP: 0.390, SLG: 0.581		2B						K		4	1	3	1	0	1	0						
33 Nick Swisher, S OBP: 0.371, SLG: 0.542		2B						K		4	1	1	1	0	3	3						
14 Curtis Granderson, L OBP: 0.315, SLG: 0.432					G4-3			G4-3		3	0	0	1	0	0	0						
17 Francisco Cervelli, R OBP: 0.330, SLG: 0.320					K			K		3	0	0	0	0	2	1						
11 Brett Gardner, L OBP: 0.396, SLG: 0.398					K			P5		3	0	0	0	0	2	0						
Inning Stats	R: 0 H: 0 E: 0 K: 0 S: 7	H: 0 LOB: 0 BB: 0 P: 10	R: 1 H: 1 E: 0 K: 1 S: 15	H: 1 LOB: 1 BB: 1 P: 27	R: 0 H: 0 E: 0 K: 2 S: 9	H: 0 LOB: 0 BB: 0 P: 13	R: 0 H: 1 E: 0 K: 2 S: 16	H: 1 LOB: 1 BB: 0 P: 19	R: 0 H: 0 E: 0 K: 2 S: 9	H: 0 LOB: 0 BB: 0 P: 13	R: 2 H: 2 E: 0 K: 2 S: 10	H: 2 LOB: 0 BB: 0 P: 14	R: 1 H: 1 E: 0 K: 1 S: 9	H: 1 LOB: 0 BB: 0 P: 13	R: 0 H: 0 E: 0 K: 2 S: 9	H: 0 LOB: 0 BB: 0 P: 13	R: 1 H: 1 E: 0 K: 1 S: 7	H: 1 LOB: 0 BB: 0 P: 11	1B: 0 2B: 3 3B: 0 HR: 3	SF: 1 SAC: 0 DP: 0 HBP: 0	WP: 0 PB: 0 SB: 0 CS: 0	PA: 34
PITCHER	IP	WLS	BF	H	R	ER	SO	BB	IBB	HBP	BLK	WP	HR	S	P	ERA	WHIP					
22 Matt Garza, R ERA: 4.11	7.0		27	5	4	4	9	1	0	0	0	0	2	75	109	5.14	0.857					
53 Joaquin Benoit, R ERA: 0.72	1.0		3	0	0	0	2	0	0	0	0	0	0	9	13	0.00	0.000					
29 Rafael Soriano, R ERA: 1.94	1.0	L	4	1	1	1	1	0	0	0	0	0	1	7	11	9.00	1.000					

New York Yankees @ Tampa Bay Rays
Tropicana Field, St. Petersburg, FL
Sat Jul 31 2010, 7:12 PM - 10:09 PM EDT
Att: 36,973 - Dome - 72 F

AB 32
R 5
H 6
RBI 5
BB 1
SO 12
LOB 5



Batter	1	2	3	4	5	6	7	8	9	AB	R	H	RBI	BB	SO	LOB	BOTTOM					
28 John Jaso, L OBP: 0.384, SLG: 0.383	13 1B 3 SF7 2B		13 1B 3B					F8		4	2	3	0	0	0	1						
13 Carl Crawford, L OBP: 0.390, SLG: 0.495								G4-3		4	0	2	1	0	1	2						
3 Evan Longoria, R OBP: 0.382, SLG: 0.499								G6-3		3	0	0	1	0	0	1						
23 Carlos Pena, L OBP: 0.332, SLG: 0.441								F8		3	0	0	0	0	1	1						
15 Reid Brignac, L OBP: 0.324, SLG: 0.351								K		1	0	0	0	0	1	0						
20 Matt Joyce, L OBP: 0.364, SLG: 0.512								G4-3		4	1	1	1	0	1	1						
1 Sean Rodriguez, R OBP: 0.296, SLG: 0.406								G4-3		4	0	1	0	0	1	0						
2 B.J. Upton, R OBP: 0.315, SLG: 0.389								G5-3		4	1	1	0	0	0	1						
10 Kelly Shoppach, R OBP: 0.323, SLG: 0.273								SH1-4		2	0	0	0	0	1	0						
16 Willy Aybar, S OBP: 0.309, SLG: 0.391								K		1	0	1	0	0	0	0						
8 Jason Bartlett, R OBP: 0.322, SLG: 0.329								P3		2	0	0	1	1	0	1						
Inning Stats	R: 1 H: 2 E: 0 K: 1 S: 14	H: 2 LOB: 1 BB: 0 P: 19	R: 0 H: 0 E: 0 K: 1 S: 10	H: 0 LOB: 0 BB: 0 P: 12	R: 1 H: 2 E: 0 K: 0 S: 10	H: 2 LOB: 0 BB: 0 P: 15	R: 0 H: 0 E: 0 K: 0 S: 11	H: 0 LOB: 0 BB: 0 P: 18	R: 1 H: 2 E: 0 K: 1 S: 10	H: 2 LOB: 1 BB: 0 P: 13	R: 1 H: 2 E: 0 K: 0 S: 11	H: 2 LOB: 1 BB: 0 P: 19	R: 0 H: 0 E: 0 K: 0 S: 4	H: 0 LOB: 0 BB: 1 P: 9	R: 0 H: 0 E: 0 K: 2 S: 9	H: 0 LOB: 0 BB: 0 P: 12	R: 0 H: 1 E: 0 K: 1 S: 9	H: 1 LOB: 1 BB: 0 P: 12	1B: 4 2B: 3 3B: 1 HR: 1	SF: 2 SAC: 1 DP: 1 HBP: 0	WP: 0 PB: 0 SB: 1 CS: 0	PA: 36
PITCHER	IP	WLS	BF	H	R	ER	SO	BB	IBB	HBP	BLK	WP	HR	S	P	ERA	WHIP					
31 Javier Vazquez, R ERA: 4.61	6.1		27	8	4	4	3	1	0	0	0	0	1	67	102	5.68	1.421					
48 Boone Logan, L ERA: 3.47	0.2		2	0	0	0	0	0	0	0	0	0	0	3	3	0.00	0.000					
30 David Robertson, R ERA: 4.42	1.0	W	3	0	0	0	2	0	0	0	0	0	0	9	12	0.00	0.000					
42 Mariano Rivera, R ERA: 0.93	1.0	S	4	1	0	0	1	0	0	0	0	0	0	9	12	0.00	1.000					

New York Yankees @ Tampa Bay Rays
Tropicana Field, St. Petersburg, FL
Sat Jul 31 2010, 7:12 PM - 10:09 PM EDT
Att: 36,973 - Dome - 72 F

AB 32
R 4
H 9
RBI 4
BB 1
SO 6
LOB 8



Batter	1	2	3	4	5	6	7	8	9	AB	R	H	RBI	BB	SO	LOB	TOP										
2 Denard Span, L OBP: 0.347, SLG: 0.362	G1-3			G6-3	K			12 WP 1B		4	0	1	0	0	1	2	Minnesota Twins @ Tampa Bay Rays Tropicana Field, St. Petersburg, FL Mon Aug 02 2010, 7:11 PM - 9:58 PM EDT Att: 17,689 - Dome - 72 F										
12 Alexi Casilla, S OBP: 0.353, SLG: 0.405	P4			21 1B 16 1B BB	L3			K		3	1	0	0	1	1	3											
21 Delmon Young, R OBP: 0.366, SLG: 0.548	G1-3			5 WP 16 1B 1B			G5-3	P3		4	0	1	0	0	0	1											
16 Jason Kubel, L OBP: 0.339, SLG: 0.433				1B			HR	P5		4	1	2	2	0	1	1											
5 Michael Cuddyer, R OBP: 0.342, SLG: 0.430	G5-3			1B	K		L7			3	0	0	0	1	1	2											
25 Jim Thome, L OBP: 0.381, SLG: 0.538	K			2-3	K		G4-3			4	0	0	0	0	3	3											
22 Danny Valencia, R OBP: 0.427, SLG: 0.477				G4-3	G4-3		G6-3	G1-6-3		4	0	0	0	0	0	1											
27 J.J. Hardy, R OBP: 0.300, SLG: 0.378	K			K			G5-3			2	0	0	0	1	1	0											
41 Drew Butera, R OBP: 0.207, SLG: 0.282	F7			1B	1B		G4-3			2	0	0	0	0	0	0											
Inning Stats	R: 0 H: 0 E: 0 K: 0 S: 9	H: 0 LOB: 0 BB: 0 P: 13	R: 0 H: 0 E: 0 K: 2 S: 9	H: 0 LOB: 0 BB: 0 P: 16	R: 0 H: 0 E: 0 K: 1 S: 8	H: 0 LOB: 0 BB: 0 P: 10	R: 1 H: 2 E: 0 K: 2 S: 10	H: 2 LOB: 2 BB: 1 P: 17	R: 0 H: 0 E: 0 K: 1 S: 12	H: 0 LOB: 0 BB: 1 P: 25	R: 1 H: 1 E: 0 K: 0 S: 7	H: 1 LOB: 0 BB: 0 P: 12	R: 0 H: 0 E: 0 K: 0 S: 9	H: 0 LOB: 0 BB: 0 P: 14	R: 0 H: 1 E: 0 K: 1 S: 10	H: 1 LOB: 1 BB: 0 P: 11		R: 0 H: 0 E: 0 K: 1 S: 4	H: 0 LOB: 0 BB: 1 P: 9	1B: 3 2B: 0 3B: 0 HR: 1	SF: 0 SAC: 0 DP: 1 HBP: 1	WP: 2 PB: 0 SB: 0 CS: 0	PA: 34				
PITCHER	IP	WLS	BF	H	R	ER	SO	BB	IBB	HBP	BLK	WP	HR	S	P	ERA	WHIP										
58 Jeremy Hellickson, R ERA: 2.57	7.0	W	27	3	2	2	6	2	0	1	0	1	1	64	107	2.57	0.714										
55 Chad Qualls, R ERA: 8.01	0.2	H	3	1	0	0	1	0	0	0	0	1	0	9	10	0.00	1.500										
36 Randy Choate, L ERA: 5.88	0.2	H	3	0	0	0	1	1	0	0	0	0	0	4	9	0.00	1.500										
35 Dan Wheeler, R ERA: 2.91	0.2	S	1	0	0	0	0	0	0	0	0	0	0	1	1	0.00	0.000										

Batter	1	2	3	4	5	6	7	8	9	AB	R	H	RBI	BB	SO	LOB	BOTTOM										
28 John Jaso, L OBP: 0.384, SLG: 0.385	G4-3							K		3	1	1	0	1	1	0	Minnesota Twins @ Tampa Bay Rays Tropicana Field, St. Petersburg, FL Mon Aug 02 2010, 7:11 PM - 9:58 PM EDT Att: 17,689 - Dome - 72 F										
10 Kelly Shoppach, R OBP: 0.330, SLG: 0.275				3 1B BB				K		1	0	0	0	0	1	2											
13 Carl Crawford, L OBP: 0.380, SLG: 0.495	F9			K			G6-3			4	1	1	1	0	1	2											
3 Evan Longoria, R OBP: 0.499, SLG: 0.499	F8			K			G6-3			2	1	1	1	2	0	0											
16 Willy Aybar, S OBP: 0.317, SLG: 0.391				1B			20 2B 2B			3	0	0	0	1	1	4											
20 Matt Joyce, L OBP: 0.375, SLG: 0.523				1B			20 2B BB			4	0	2	2	0	1	2											
2 B.J. Upton, R OBP: 0.319, SLG: 0.397				1B			2B			4	0	3	0	0	1	1											
1 Sean Rodriguez, R OBP: 0.295, SLG: 0.398				1B			2B			3	0	0	0	0	1	2											
15 Reid Brignac, L OBP: 0.325, SLG: 0.408				1B			2B			3	1	1	0	1	0	1											
8 Jason Bartlett, R OBP: 0.321, SLG: 0.328				1B			2B			3	0	1	0	0	1	2											
Inning Stats	R: 0 H: 0 E: 0 K: 0 S: 7	H: 2 LOB: 0 BB: 0 P: 9	R: 0 H: 2 E: 0 K: 1 S: 11	H: 2 LOB: 0 BB: 0 P: 20	R: 1 H: 2 E: 0 K: 1 S: 13	H: 2 LOB: 1 BB: 1 P: 21	R: 0 H: 1 E: 0 K: 0 S: 8	H: 1 LOB: 1 BB: 0 P: 14	R: 3 H: 4 E: 0 K: 2 S: 21	H: 4 LOB: 1 BB: 1 P: 32	R: 0 H: 0 E: 0 K: 0 S: 6	H: 0 LOB: 0 BB: 0 P: 8	R: 0 H: 0 E: 0 K: 2 S: 14	H: 0 LOB: 2 BB: 2 P: 30	R: 0 H: 1 E: 0 K: 2 S: 11	H: 1 LOB: 2 BB: 1 P: 22	1B: 6 2B: 4 3B: 0 HR: 0	SF: 0 SAC: 2 DP: 0 HBP: 0	WP: 0 PB: 0 SB: 0 CS: 2	PA: 37							
PITCHER	IP	WLS	BF	H	R	ER	SO	BB	IBB	HBP	BLK	WP	HR	S	P	ERA	WHIP										
48 Carl Pavano, R ERA: 3.32	6.0	L	27	9	4	4	4	2	0	0	0	0	0	66	104	6.00	1.833										
32 Ron Mahay, L ERA: 3.41	0.2		2	0	0	0	1	0	0	0	0	0	0	7	12	0.00	0.000										
39 Anthony Slama, R ERA: 8.1	0.1		3	0	0	0	1	2	0	0	0	0	0	7	18	0.00	6.000										
28 Jesse Crain, R ERA: 3.07	0.2		4	1	0	0	1	0	1	0	0	0	0	8	17	0.00	1.500										
50 Jose Mijares, L ERA: 2.63	0.1		1	0	0	0	1	0	0	0	0	0	0	3	5	0.00	0.000										

AB	30
R	2
H	4
RBI	2
BB	3
SO	8
LOB	13



AB	30
R	4
H	10
RBI	4
BB	5
SO	8
LOB	16



Batter	1	2	3	4	5	6	7	8	9	10	11	12	13	AB	R	H	RBI	BB	SO	LOB	TOP						
2 Denard Span, L OBP: 0.343, SLG: 0.360	G6-3		P6		FC6-4			G3-1		G3		B3		6	0	0	0	0	0	2							
12 Alexi Casilla, S OBP: 0.343, SLG: 0.378	G4-3		G1-3		L5			21 PB 7 BB 1B		F7			7 BB 21 1B	5	1	1	0	1	0	1							
7 Joe Mauer, L OBP: 0.389, SLG: 0.469	L7				FC5-4 5 BB 21 1B			G4-3		G3-1			21 1B	4	0	1	0	2	0	0							
21 Delmon Young, R OBP: 0.361, SLG: 0.537			K		FC5-4 5 BB 1B			K		F9			K	6	0	2	1	0	3	2							
5 Michael Cuddyer, R OBP: 0.339, SLG: 0.427			K		FC5-4 22 1B			K		G6-3			F9	6	0	0	0	0	2	6							
22 Danny Valencia, R OBP: 0.417, SLG: 0.457			18 BB 2B		FC5-4 1B			18 SH1-3 BB		K			F9	5	1	2	0	1	2	2							
18 Jason Repko, R OBP: 0.383, SLG: 0.548					FC5-4 1B			SH1-3		G6-3			L8	4	0	1	1	0	1	2							
16 Jason Kubel, L OBP: 0.338, SLG: 0.430					FC5-4 2B					G6-3			G4-3	1	0	0	0	0	0	2							
27 J.J. Hardy, R OBP: 0.302, SLG: 0.387					G6-3									5	0	2	0	0	2	2							
41 Drew Butera, R OBP: 0.236, SLG: 0.333					F8					G4-3			G3	4	0	1	0	0	0	2							
26 Jose Morales, S OBP: 0.338, SLG: 0.430					FC6-4 1B									1	0	0	0	0	0	1							
Inning Stats	R: 0 E: 0 K: 0 S: 9	H: 0 LOB: 0 BB: 0 P: 9	R: 1 E: 0 K: 3 S: 15	H: 2 LOB: 1 BB: 20 P: 20	R: 0 E: 0 K: 0 S: 16	H: 2 LOB: 2 BB: 1 P: 20	R: 0 E: 0 K: 1 S: 11	H: 1 LOB: 1 BB: 0 P: 17	R: 0 E: 0 K: 2 S: 11	H: 0 LOB: 0 BB: 0 P: 15	R: 0 E: 0 K: 1 S: 10	H: 1 LOB: 2 BB: 1 P: 26	R: 0 E: 0 K: 1 S: 8	H: 1 LOB: 1 BB: 0 P: 11	R: 0 E: 0 K: 2 S: 9	H: 0 LOB: 0 BB: 0 P: 14	R: 0 E: 0 K: 2 S: 11	H: 0 LOB: 0 BB: 0 P: 13	R: 0 E: 0 K: 0 S: 8	H: 1 LOB: 1 BB: 0 P: 13	R: 1 E: 0 K: 0 S: 11	H: 2 LOB: 2 BB: 1 P: 19	1B: 7 2B: 3 3B: 0 HR: 0	SF: 0 SAC: 1 DP: 1 HBP: 0	W/P: 0 PB: 1 SB: 0 CS: 0	PA: 52	
PITCHER	IP 7.0	WLS 27	H 5	R 1	ER 1	SO 7	BB 2	IBB 0	HBP 0	BLK 0	WP 0	HR 0	S 83	P 119	ERA 1.29	WHIP 1.000											
14 David Price, L ERA: 2.82	0.1	3	1	0	0	0	1	0	0	0	0	0	7	16	0.00	6.000											
36 Randy Choate, L ERA: 5.81	0.2	2	0	0	0	0	0	0	0	0	0	0	6	10	0.00	0.000											
55 Chad Qualls, R ERA: 7.88	1.0	4	1	0	0	1	0	0	0	0	0	0	8	11	0.00	1.000											
35 Dan Wheeler, R ERA: 2.83	4.0	L	16	3	1	1	2	1	0	0	0	0	0	39	59	2.25	1.000										

Minnesota Twins @ Tampa Bay Rays
Tropicana Field, St. Petersburg, FL
Wed Aug 04 2010, 7:27 PM - 11:18 PM EDT
Att. 19,172 - Dome - 72 F

AB 47
R 2
H 10
RBI 2
BB 4
SO 10
LOB 22



Batter	1	2	3	4	5	6	7	8	9	10	11	12	13	AB	R	H	RBI	BB	SO	LOB	BOTTOM					
18 Ben Zobrist, S OBP: 0.371, SLG: 0.384			K			F8		F9					L3	5	0	1	0	1	1	1						
13 Carl Crawford, L OBP: 0.359, SLG: 0.490	P3		G3					G1-3					G4-3	5	0	1	0	1	0	2						
3 Evan Longoria, R OBP: 0.380, SLG: 0.494	K				G6-3			K		20 BB 24 1B			F9	6	1	1	0	0	2	4						
20 Matt Joyce, L OBP: 0.373, SLG: 0.500					G3			K		F9			K	4	0	0	0	0	2	2						
24 Dan Johnson, L OBP: 0.375, SLG: 0.167														4	0	1	1	0	1	2						
19 Gabre Kapler, R OBP: 0.290, SLG: 0.284	K				P5									1	0	0	0	0	0	0						
28 John Jaso, L OBP: 0.383, SLG: 0.385			F9											4	0	1	0	0	1	1						
10 Kelly Shoppach, R OBP: 0.330, SLG: 0.268						1 BB 2B		P6						1	0	0	0	0	0	0						
2 B.J. Upton, R OBP: 0.316, SLG: 0.401					F8			F9					G5-3	5	0	0	0	0	2	2						
1 Sean Rodriguez, R OBP: 0.290, SLG: 0.406														3	0	0	0	0	1	1						
15 Reid Brignac, L OBP: 0.323, SLG: 0.404			L6					F8					G4-3	2	0	0	0	0	0	0						
8 Jason Bartlett, R OBP: 0.319, SLG: 0.322														4	0	0	0	1	1	1						
Inning Stats	R: 0 E: 0 K: 2 S: 12	H: 1 LOB: 2 BB: 0 P: 16	R: 0 E: 0 K: 1 S: 7	H: 0 LOB: 0 BB: 0 P: 12	R: 0 E: 0 K: 1 S: 6	H: 0 LOB: 0 BB: 0 P: 8	R: 0 E: 0 K: 2 S: 10	H: 1 LOB: 1 BB: 0 P: 12	R: 0 E: 0 K: 1 S: 8	H: 0 LOB: 0 BB: 0 P: 9	R: 0 E: 0 K: 2 S: 10	H: 2 LOB: 1 BB: 0 P: 13	R: 0 E: 0 K: 1 S: 8	H: 0 LOB: 2 BB: 2 P: 19	R: 0 E: 0 K: 1 S: 6	H: 0 LOB: 0 BB: 0 P: 9	R: 0 E: 0 K: 1 S: 7	H: 0 LOB: 0 BB: 0 P: 9	R: 0 E: 0 K: 0 S: 9	H: 0 LOB: 0 BB: 0 P: 14	1B: 1 2B: 4 3B: 0 HR: 0	SF: 0 SAC: 0 DP: 0 HBP: 1	W/P: 0 PB: 0 SB: 0 CS: 0	PA: 48		
PITCHER	IP 8.0	WLS 29	H 3	R 0	ER 0	SO 7	BB 1	IBB 0	HBP 1	BLK 0	WP 0	HR 0	S 70	P 105	ERA 0.00	WHIP 0.500										
30 Scott Baker, R ERA: 4.7	1.0	B	5	2	1	1	2	0	0	0	0	0	10	13	9.00	2.000										
55 Matt Capps, R ERA: 2.77	1.0	5	0	0	0	0	0	0	0	0	0	0	8	19	0.00	2.000										
28 Jesse Crain, R ERA: 2.98	1.0	3	0	0	0	0	1	0	0	0	0	0	6	9	0.00	0.000										
50 Jose Mijares, L ERA: 2.49	2.0	W	6	0	0	0	1	0	0	0	0	0	16	23	0.00	0.000										

Minnesota Twins @ Tampa Bay Rays
Tropicana Field, St. Petersburg, FL
Wed Aug 04 2010, 7:27 PM - 11:18 PM EDT
Att. 19,172 - Dome - 72 F

AB 44
R 1
H 5
RBI 1
BB 3
SO 11
LOB 16



Batter	1	2	3	4	5	6	7	8	9	AB	R	H	RBI	BB	SO	LOB	TOP										
18 Jason Repko, R OBP: 0.385, SLG: 0.617	G1-3	F8				HR	G5-3		G4-3	5	2	2	1	0	0	1	Minnesota Twins @ Tampa Bay Rays Tropicana Field, St. Petersburg, FL Thu Aug 05 2010, 12:12 PM - 2:45 PM EDT Att: 29,210 - Dome - 72 F										
12 Alexi Casilla, S OBP: 0.343, SLG: 0.391	7 2B	F8				7 S	G6-3		G4-3	5	1	2	0	0	0	2											
7 Joe Mauer, L OBP: 0.391, SLG: 0.471	21 2B	G4-3				5 FC5-4			21 FC6-4	3	1	1	1	2	1	0											
21 Delmon Young, R OBP: 0.362, SLG: 0.538	16 1B					F8			FC6-4	5	2	2	1	0	0	4											
16 Jason Kubel, L OBP: 0.338, SLG: 0.429	5 1B					G6-3			G3	5	1	2	2	0	0	3											
5 Michael Cuddyer, R OBP: 0.340, SLG: 0.427	27 1B					F9			G4-3	5	0	2	1	0	0	3											
22 Danny Valencia, R OBP: 0.402, SLG: 0.438	K					F7			L4	5	0	0	0	0	1	4											
27 J.J. Hardy, R OBP: 0.310, SLG: 0.398	1 2B					F8			41 G4-6-3	4	1	3	1	0	0	0											
41 Drew Butera, R OBP: 0.237, SLG: 0.341	P3					K			G4-6-3	4	0	1	1	0	1	3											
Inning Stats	R: 4 H: 6 E: 0 K: 1 S: 19	H: 6 LOB: 2 BB: 0 P: 25	R: 0 H: 0 E: 0 K: 0 S: 6	H: 0 LOB: 0 BB: 0 P: 11	R: 0 H: 0 E: 0 K: 0 S: 5	H: 0 LOB: 0 BB: 0 P: 9	R: 0 H: 0 E: 0 K: 1 S: 6	H: 1 LOB: 2 BB: 1 P: 9	R: 1 H: 2 E: 0 K: 0 S: 10	H: 2 LOB: 2 BB: 1 P: 16	R: 0 H: 1 E: 0 K: 1 S: 10	H: 1 LOB: 1 BB: 0 P: 14	R: 0 H: 1 E: 0 K: 0 S: 8	H: 1 LOB: 0 BB: 0 P: 13	R: 2 H: 3 E: 0 K: 0 S: 13	H: 3 LOB: 2 BB: 1 P: 23	1B: 8 2B: 6 3B: 0 HR: 1	SF: 0 SAC: 0 DP: 1 HBP: 0	WP: 1 PB: 0 SB: 1 CS: 0	PA: 43							
PITCHER	IP	WLS	BF	H	R	ER	SO	BB	IBB	HBP	BLK	WP	HR	S	P	ERA	WHIP										
40 Wade Davis, R ERA: 4.45	6.0		29	10	6	6	2	0	1	0	0	0	1	54	81	9.00	1.667										
36 Randy Choate, L ERA: 5.4	2.0		7	2	0	0	1	0	0	0	0	1	0	18	27	0.00	1.000										
53 Joaquin Benoit, R ERA: 1.14	1.0	L	7	3	2	2	0	0	1	0	0	0	0	13	23	18.00	3.000										

Batter	1	2	3	4	5	6	7	8	9	AB	R	H	RBI	BB	SO	LOB	BOTTOM										
1 Sean Rodriguez, R OBP: 0.305, SLG: 0.409	P6									3	1	2	0	0	0	0	Minnesota Twins @ Tampa Bay Rays Tropicana Field, St. Petersburg, FL Thu Aug 05 2010, 12:12 PM - 2:45 PM EDT Att: 29,210 - Dome - 72 F										
18 Ben Zobrist, S OBP: 0.370, SLG: 0.383	13 F7								K	1	0	0	0	0	1	1											
13 Carl Crawford, L OBP: 0.356, SLG: 0.485	K								G4-3	4	0	0	0	0	1	4											
3 Evan Longoria, R OBP: 0.379, SLG: 0.490	K								G4-3	3	1	0	0	1	1	3											
16 Willy Aybar, S OBP: 0.314, SLG: 0.382	G4-3								8 HR	3	1	0	1	1	1	1											
20 Matt Joyce, L OBP: 0.363, SLG: 0.484	F7								8 HR	3	0	0	0	0	1	1											
8 Jason Bartlett, R OBP: 0.321, SLG: 0.334									8 HR	1	1	1	4	0	0	0											
24 Dan Johnson, L OBP: 0.333, SLG: 0.111	P5								G3	3	0	0	0	1	0	0											
2 B.J. Upton, R OBP: 0.318, SLG: 0.411	K								HR	4	1	2	1	0	2	1											
15 Reid Brignac, L OBP: 0.318, SLG: 0.397	F8								K	4	0	0	0	0	3	0											
10 Kelly Shoppach, R OBP: 0.330, SLG: 0.262	K									2	1	0	0	0	2	0											
28 John Jaso, L OBP: 0.385, SLG: 0.385	K								13 G4-3	0	0	0	0	1	0	0											
Inning Stats	R: 0 H: 0 E: 0 K: 2 S: 9	H: 0 LOB: 0 BB: 0 P: 14	R: 0 H: 0 E: 0 K: 0 S: 8	H: 0 LOB: 0 BB: 0 P: 13	R: 0 H: 0 E: 0 K: 2 S: 9	H: 0 LOB: 0 BB: 0 P: 15	R: 0 H: 1 E: 0 K: 1 S: 6	H: 1 LOB: 1 BB: 0 P: 10	R: 0 H: 1 E: 0 K: 1 S: 10	H: 1 LOB: 0 BB: 0 P: 16	R: 0 H: 0 E: 1 K: 2 S: 9	H: 0 LOB: 2 BB: 0 P: 12	R: 0 H: 0 E: 1 K: 0 S: 9	H: 0 LOB: 0 BB: 0 P: 13	R: 6 H: 3 E: 0 K: 2 S: 23	H: 3 LOB: 3 BB: 3 P: 40	R: 0 H: 0 E: 0 K: 2 S: 10	H: 0 LOB: 1 BB: 1 P: 15	1B: 3 2B: 1 3B: 0 HR: 2	SF: 0 SAC: 0 DP: 1 HBP: 2	WP: 0 PB: 0 SB: 0 CS: 1	PA: 39					
PITCHER	IP	WLS	BF	H	R	ER	SO	BB	IBB	HBP	BLK	WP	HR	S	P	ERA	WHIP										
59 Kevin Slowey, R ERA: 4.45	7.2		30	4	4	4	9	1	0	2	0	0	0	4	8	4.70	0.652										
28 Jesse Crain, R ERA: 3.18	0.0		1	0	0	0	0	1	0	0	0	0	0	4	8	∞	∞										
32 Ron Mahay, L ERA: 3.66	0.0	B	2	1	2	2	0	1	0	0	0	0	1	3	8	∞	∞										
55 Matt Capps, R ERA: 2.7	1.1	W	5	0	0	0	3	1	0	0	0	0	0	13	18	0.00	0.750										

AB	41
R	8
H	15
RBI	8
BB	2
SO	3
LOB	20



AB	31
R	6
H	5
RBI	6
BB	4
SO	12
LOB	11



Batter	1	2	3	4	5	6	7	8	9	AB	R	H	RBI	BB	SO	LOB	TOP			
18 Ben Zobrist, S OBP: 0.363, SLG: 0.373 (1, 9)	 1-3		 1-3			 0-0			 4-0	3	0	0	0	1	2	0	<p>Tampa Bay Rays @ Toronto Blue Jays</p> <p>Rogers Centre, Toronto, ON</p> <p>Sun Aug 08 2010, 1:11 PM - 3:39 PM EDT</p> <p>Att: 22,313 - Roof Closed - 68 F</p>			
13 Carl Crawford, L OBP: 0.353, SLG: 0.480 (1, 7)	 1-3			 2-3			 3-3		 0-2	4	0	0	0	0	3	1				
3 Evan Longoria, R OBP: 0.374, SLG: 0.482 (1, 5)	 1-3			 0-1			 2-3		 1-1	4	0	1	0	0	2	0				
24 Dan Johnson, L OBP: 0.429, SLG: 0.429 (1, 3)		 4-0		 3-3			 1-0		 2-3	3	0	0	0	1	2	2				
20 Matt Joyce, L OBP: 0.339, SLG: 0.437 (1, 10)	 0-0			 1-3			 0-3			3	0	0	0	0	2	2				
28 John Jaso, L OBP: 0.381, SLG: 0.378 (1, 2)	 0-1			 1-2			 3-3			3	0	0	0	0	1	1				
2 B.J. Upton, R OBP: 0.318, SLG: 0.407 (1, 8)	 1-3			 2-1			 2-3			3	0	0	0	0	2	1				
15 Reid Brignac, L OBP: 0.314, SLG: 0.393 (8, PH)			 1-3			 1-3		 1-0		2	0	0	0	0	2	0				
16 Willy Aybar, S OBP: 0.313, SLG: 0.376 (8, 4)						 1-3				1	0	0	0	0	0	0				
8 Jason Bartlett, R OBP: 0.319, SLG: 0.333 (1, 6)			 0-2			 0-1		 0-2		3	0	0	0	0	1	0				
Inning Stats	R: 0 E: 0 K: 3 S: 10	H: 0 LOB: 0 BB: 0 P: 13	R: 0 E: 0 K: 1 S: 7	H: 0 LOB: 1 BB: 1 P: 12	R: 0 E: 0 K: 2 S: 10	H: 0 LOB: 0 BB: 0 P: 12	R: 0 E: 0 K: 1 S: 8	H: 0 LOB: 0 BB: 0 P: 12	R: 0 E: 0 K: 2 S: 12	H: 0 LOB: 0 BB: 0 P: 14	R: 0 E: 1 K: 3 S: 15	H: 0 LOB: 1 BB: 0 P: 21	R: 0 E: 0 K: 2 S: 7	H: 0 LOB: 0 BB: 0 P: 13	R: 0 E: 0 K: 1 S: 15	H: 1 LOB: 2 BB: 1 P: 22	1B: 1 2B: 0 3B: 0 HR: 0	SF: 0 SAC: 0 DP: 0 HBP: 0	WP: 0 PB: 0 SB: 0 CS: 0	PA: 31
PITCHER 23 Brandon Morrow, R ERA: 4.45 (1, 1)	IP: 9.0 WLS: W BF: 31 H: 1 R: 0 ER: 0 SO: 17 BB: 2 IBB: 0 HBP: 0 BLK: 0 WP: 0 HR: 0 S: 97 P: 137 ERA: 0.00 WHIP: 0.333															PITCHER				

AB	29
R	0
H	1
RBI	0
BB	2
SO	17
LOB	7



Batter	1	2	3	4	5	6	7	8	9	AB	R	H	RBI	BB	SO	LOB	BOTTOM			
1 Deweyne Wise, L OBP: 0.283, SLG: 0.525 (1, 7)	 1-1		 0-2		 2-3		 3-3			4	0	1	0	0	2	3	<p>Tampa Bay Rays @ Toronto Blue Jays</p> <p>Rogers Centre, Toronto, ON</p> <p>Sun Aug 08 2010, 1:11 PM - 3:39 PM EDT</p> <p>Att: 22,313 - Roof Closed - 68 F</p>			
5 Yunel Escobar, R OBP: 0.332, SLG: 0.322 (1, 6)	 4-2		 2-0		 0-0		 1-0			3	1	1	0	1	0	0				
19 José Bautista, R OBP: 0.375, SLG: 0.596 (1, 9)	 2-2		 3-2		 4-2		 2-1			3	0	0	0	1	0	3				
10 Vernon Wells, R OBP: 0.326, SLG: 0.522 (6, PH)	 1-0		 2-2		 2-2		 0-3		 4-1	2	0	1	1	0	0	0				
45 Travis Snider, L OBP: 0.333, SLG: 0.489 (7, 7)	 3-1		 2-3		 2-0		 0-3		 26 2B	1	0	0	0	1	1	1				
26 Adam Lind, L OBP: 0.284, SLG: 0.388 (1, 10)	 2-2		 2-2		 2-0		 0-3		 1-0	4	0	1	0	0	1	2				
2 Aaron Hill, R OBP: 0.286, SLG: 0.406 (1, 4)	 0-0		 2-3		 0-1		 4-0		 0-0	3	0	0	0	1	0	2				
35 Lyle Overbay, L OBP: 0.330, SLG: 0.423 (1, 3)	 0-1		 0-1		 1-2		 1-2			3	0	1	0	0	0	0				
12 Edwin Encarnación, R OBP: 0.311, SLG: 0.472 (1, 5)	 3-1		 0-0		 0-0		 0-0			3	0	0	0	0	0	2				
8 José Molina, R OBP: 0.341, SLG: 0.414 (1, 2)	 1-0		 4-2		 1-0		 2-3			2	0	0	0	1	1	2				
Inning Stats	R: 1 E: 0 K: 0 S: 11	H: 1 LOB: 1 BB: 1 P: 21	R: 0 E: 0 K: 0 S: 5	H: 0 LOB: 0 BB: 0 P: 8	R: 0 E: 0 K: 0 S: 9	H: 2 LOB: 1 BB: 0 P: 15	R: 0 E: 0 K: 0 S: 6	H: 0 LOB: 0 BB: 0 P: 10	R: 0 E: 0 K: 1 S: 9	H: 0 LOB: 1 BB: 1 P: 15	R: 0 E: 0 K: 2 S: 10	H: 0 LOB: 1 BB: 1 P: 14	R: 0 E: 0 K: 2 S: 10	H: 1 LOB: 2 BB: 1 P: 19	R: 0 E: 0 K: 0 S: 6	H: 1 LOB: 2 BB: 1 P: 14	1B: 4 2B: 1 3B: 0 HR: 0	SF: 0 SAC: 0 DP: 1 HBP: 0	WP: 0 PB: 0 SB: 1 CS: 0	PA: 33
PITCHER 21 Andy Sonnanstine, R ERA: 3.98 (1, 1)	IP: 5.1 WLS: L BF: 21 H: 3 R: 1 ER: 1 SO: 1 BB: 3 IBB: 0 HBP: 0 BLK: 0 WP: 0 HR: 0 S: 44 P: 77 ERA: 1.69 WHIP: 1.125															PITCHER				
36 Randy Choate, L ERA: 5.1 (6, 1)	0.2	4	1	0	0	2	1	0	0	0	0	7	11	0.00	3.000					
35 Dan Wheeler, R ERA: 2.7 (7, 1)	1.2	6	0	0	0	2	1	0	0	0	0	13	25	0.00	0.600					
31 Lance Cormier, R ERA: 4.24 (8, 1)	0.1	2	1	0	0	0	0	0	0	0	0	2	3	0.00	3.000					

AB	28
R	1
H	5
RBI	1
BB	5
SO	5
LOB	15



Batter	1	2	3	4	5	6	7	8	9	AB R H RBI BB SO LOB	TOP																
28 John Jaso, L OBP: 0.385, SLG: 0.387	1-2 FC3 13 F7-2 2B		1-0 1-3 1B		2-1 P4		0-0 FC1-6		1-0 13 PB 18 1B	5 1 3 1 0 0 1	Tampa Bay Rays @ Detroit Tigers Comerica Park, Detroit, MI Mon Aug 09 2010, 7:07 PM - 10:18 PM EDT Att: 23,932 - Cloudy - 79 F																
18 Ben Zobrist, S OBP: 0.394, SLG: 0.373	3-2 FC3 3 CS		0-1 SF8		4-2 3 2B BB		3-2 P2		2-2 13 1B 13 PB 1B	3 1 1 1 1 0 2																	
13 Carl Crawford, L OBP: 0.351, SLG: 0.477	0-0 F7-2		1-2 G3		2-1 F9		2-3 K		0-1 3 G5-4-3 1B	5 0 1 1 0 1 5																	
3 Evan Longoria, R OBP: 0.374, SLG: 0.484	3-2 CS		0-2 F9		0-1 24 BB 20 SF8 1B		0-0 1H 2B		0-1 F9 G5-4-3 1B	5 1 2 1 0 0 2																	
16 Willy Aybar, S OBP: 0.317, SLG: 0.381		0-1 L3		4-2 20 SF8 24 BB		0-1 G4-3		2-1 2B		3 0 1 0 1 0 1																	
24 Dan Johnson, L OBP: 0.417, SLG: 0.375 1 Sean Rodriguez, R OBP: 0.308, SLG: 0.414	1-0 G3-1			4-2 8 FC5-4 BB		3-2 F7		1-3 K		2 0 0 0 1 0 0 1 0 0 0 0 1 1																	
20 Matt Joyce, L OBP: 0.336, SLG: 0.462			1-1 SF8 HR		1-0 SF8		3-2 F7			3 1 1 2 0 1 1																	
2 B.J. Upton, R OBP: 0.317, SLG: 0.408			0-0 F9		3-3 K		1-2 G1-3		0-0 SH5-4 28 1B 2B	4 1 1 0 0 1 2																	
8 Jason Bartlett, R OBP: 0.322, SLG: 0.334			4-2 28 1B 18 SF8 BB		2-1 FC5-4		1-0 FC1-6 1B		1-0 SH5-4	2 1 1 0 1 0 2																	
Inning Stats	R: 0 E: 0 K: 0 S: 12	H: 1 LOB: 0 BB: 0 P: 19	R: 0 E: 0 K: 0 S: 6	H: 0 LOB: 0 BB: 0 P: 7	R: 2 E: 0 K: 0 S: 11	H: 2 LOB: 1 BB: 1 P: 18	R: 1 E: 0 K: 1 S: 15	H: 1 LOB: 2 BB: 2 P: 29	R: 1 E: 0 K: 0 S: 9	H: 1 LOB: 0 BB: 1 P: 17		R: 0 E: 0 K: 0 S: 10	H: 0 LOB: 0 BB: 0 P: 17	R: 0 E: 0 K: 2 S: 12	H: 1 LOB: 1 BB: 0 P: 17	R: 0 E: 0 K: 2 S: 12	H: 1 LOB: 1 BB: 0 P: 16	R: 2 E: 0 K: 0 S: 12	H: 4 LOB: 1 BB: 0 P: 16	1B: 6 2B: 5 3B: 0 HR: 1	SF: 2 SAC: 1 DP: 2 HBP: 0	WP: 0 PA: 41 PB: 1 SB: 0 CS: 1					
PITCHER	IP 5.0	WLS L	BF 23	H 5	R 4	ER 4	SO 4	BB 4	IBB 0	HBP 0	BLK 0	WP 0	HR 1	S 53	P 90	ERA 7.20	WHIP 1.800										
58 Armando Galarraga, R ERA: 4.8																											
36 Brad Thomas, L ERA: 4.5																											
40 Phil Coke, L ERA: 2.54																											
45 Ryan Perry, R ERA: 4.58																											


Batter	1	2	3	4	5	6	7	8	9	AB R H RBI BB SO LOB	BOTTOM																
14 Austin Jackson, R OBP: 0.351, SLG: 0.406	1-3 K		1-3 K		3-2 F8		3-1 FC6-4		1-3 K	5 0 0 0 0 3 5	Tampa Bay Rays @ Detroit Tigers Comerica Park, Detroit, MI Mon Aug 09 2010, 7:07 PM - 10:18 PM EDT Att: 23,932 - Cloudy - 79 F																
39 Ramon Santiago, S OBP: 0.297, SLG: 0.335	1-3 K		1-2 L9		2-2 25 WP 25 1B		4-0 BB		1-1 L7	4 1 1 0 1 1 0																	
25 Ryan Raburn, R OBP: 0.299, SLG: 0.342	1-1 1B		1-2 F7		3-2 1H 1B		0-0 F9		0-1 G5-3	5 0 2 1 0 0 1																	
24 Miguel Cabrera, R OBP: 0.429, SLG: 0.632	3-2 G6-3		4-1 BB		1-3 K		0-3 K			3 0 0 0 1 2 3																	
9 Carlos Guillen, S OBP: 0.336, SLG: 0.421		4-2 12 PB 27 2B BB		2-3 K		2-3 K		1-0 P5		3 1 0 0 1 2 3																	
27 Jhonny Peralta, R OBP: 0.307, SLG: 0.388		4-2 12 2B BB		2-1 G6-3		0-3 K		2-1 L5		3 0 0 0 1 1 1																	
15 Brandon Inge, R OBP: 0.332, SLG: 0.395		2-2 K		1-0 F9		0-3 K2-3		0-1 G6-3		4 0 0 0 0 2 2																	
53 Jeff Frazier, R OBP: 0.261, SLG: 0.273 26 Brennan Boesch, L OBP: 0.342, SLG: 0.485	1-3 K		1-3 K		2-1 12 BB 1B		0-1 G1-3		1-0 HR	2 0 1 0 0 1 2 2 1 1 1 0 0 0																	
12 Gerald Laird, R OBP: 0.253, SLG: 0.268 18 Johnny Damon, L OBP: 0.366, SLG: 0.423 13 Alex Avila, L OBP: 0.304, SLG: 0.315	2-2 1B		2-2 1B		4-0 14 FC6-4 1B		0-0 K		2-3 K	2 0 2 1 1 0 0 1 0 0 0 0 1 0 0 0 0 0 0 0 0																	
Inning Stats	R: 0 E: 0 K: 2 S: 12	H: 1 LOB: 1 BB: 0 P: 18	R: 1 E: 0 K: 3 S: 16	H: 1 LOB: 2 BB: 2 P: 30	R: 0 E: 0 K: 1 S: 12	H: 0 LOB: 1 BB: 1 P: 20	R: 0 E: 0 K: 0 S: 9	H: 1 LOB: 2 BB: 1 P: 21	R: 1 E: 0 K: 3 S: 18	H: 2 LOB: 1 BB: 0 P: 26		R: 0 E: 0 K: 1 S: 8	H: 1 LOB: 1 BB: 0 P: 11	R: 0 E: 0 K: 1 S: 5	H: 0 LOB: 1 BB: 1 P: 10	R: 1 E: 0 K: 1 S: 10	H: 1 LOB: 0 BB: 0 P: 15	R: 0 E: 0 K: 1 S: 10	H: 0 LOB: 0 BB: 0 P: 12	1B: 5 2B: 1 3B: 0 HR: 1	SF: 0 SAC: 0 DP: 0 HBP: 0	WP: 1 PA: 39 PB: 1 SB: 0 CS: 0					
PITCHER	IP 5.0	WLS W	BF 24	H 5	R 2	ER 2	SO 9	BB 4	IBB 0	HBP 0	BLK 0	WP 0	HR 0	S 67	P 115	ERA 3.60	WHIP 1.800										
14 David Price, L ERA: 2.84																											
55 Chad Qualls, R ERA: 8.02																											
53 Joaquin Benoit, R ERA: 1.33																											
29 Rafael Soriano, R ERA: 1.81																											


AB	33
R	6
H	11
RBI	6
BB	4
SO	4
LOB	17



AB	34
R	3
H	7
RBI	3
BB	5
SO	13
LOB	17



Batter	1	2	3	4	5	6	7	8	9	AB	R	H	RBI	BB	SO	LOB	TOP										
1 Brian Roberts, S OBP: 0.330, SLG: 0.375	F8	1B		F9		L4			F8	5	0	1	0	0	0	3	<p>Baltimore Orioles @ Tampa Bay Rays Tropicana Field, St. Petersburg, FL Fri Aug 13 2010, 7:11 PM - 9:55 PM EDT Att: 24,277 - Dome - 72 F</p> <p>livebaseballscorecards.com</p> <p>AB 34 R 5 H 12 RBI 5 BB 4 SO 5 LOB 12</p> 										
21 Nick Markakis, L OBP: 0.372, SLG: 0.435	BB	F9		G3-6			P5		P5	4	0	0	0	1	0	2											
23 Ty Wigginton, R OBP: 0.332, SLG: 0.450	1B				G6-3		K			4	1	1	0	0	2	0											
30 Luke Scott, L OBP: 0.357, SLG: 0.582	1B									3	2	3	1	1	0	0											
10 Adam Jones, R OBP: 0.318, SLG: 0.452	1B									4	1	2	2	0	0	2											
18 Felix Pie, L OBP: 0.329, SLG: 0.482	2B									4	0	3	1	0	0	0											
32 Matt Wieters, S	P5									3	0	0	0	1	0	3											
3 Cesar Izturis, S OBP: 0.290, SLG: 0.286										4	1	1	0	0	1	2											
37 Josh Bell, S OBP: 0.237, SLG: 0.259										3	0	1	1	1	2	0											
Inning Stats	R: 3 H: 4 E: 0 K: 0 S: 22	L: 1 LOB: 1 BB: 1 P: 34	R: 0 H: 1 E: 0 K: 1 S: 11	LOB: 1 BB: 0 P: 16	R: 0 H: 1 E: 0 K: 1 S: 10	LOB: 2 BB: 1 P: 17	R: 1 H: 2 E: 1 K: 0 S: 8	LOB: 0 BB: 0 P: 13	R: 0 H: 1 E: 0 K: 0 S: 12	LOB: 2 BB: 2 P: 21	R: 1 H: 2 E: 0 K: 1 S: 11	LOB: 1 BB: 0 P: 15	R: 0 H: 0 E: 0 K: 1 S: 8	LOB: 0 BB: 0 P: 11	R: 0 H: 0 E: 0 K: 1 S: 10	LOB: 0 BB: 0 P: 16		1B: 7 2B: 4 3B: 1 HR: 1	SF: 0 SAC: 0 DP: 3 HBP: 0	WP: 0 PB: 0 SB: 1 CS: 0	PA: 38						
PITCHER	IP	WLS	BF	H	R	ER	SO	BB	IBB	HBP	BLK	WP	HR	S	P	ERA	WHIP										
33 James Shields, R ERA: 4.98	5.0	L	25	10	4	4	2	3	0	0	0	0	0	64	100	7.20	2.600										
31 Lance Cormier, R ERA: 4.25	2.0		7	2	1	1	1	1	0	0	0	0	1	14	23	4.50	1.500										
54 Mike Ekstrom, R ERA: 6.0	1.2		5	0	0	0	2	0	0	0	0	0	0	16	25	0.00	0.000										
36 Randy Choate, L ERA: 4.99	0.1		1	0	0	0	0	0	0	0	0	0	0	2	2	0.00	0.000										

Batter	1	2	3	4	5	6	7	8	9	AB	R	H	RBI	BB	SO	LOB	BOTTOM										
28 John Jaso, L OBP: 0.382, SLG: 0.382	G6-3								F7	2	0	0	0	2	0	1	<p>Baltimore Orioles @ Tampa Bay Rays Tropicana Field, St. Petersburg, FL Fri Aug 13 2010, 7:11 PM - 9:55 PM EDT Att: 24,277 - Dome - 72 F</p> <p>livebaseballscorecards.com</p> <p>AB 30 R 0 H 3 RBI 0 BB 5 SO 6 LOB 14</p> 										
18 Ben Zobrist, S OBP: 0.357, SLG: 0.363	BB								L3	3	0	0	0	1	0	3											
13 Carl Crawford, L OBP: 0.350, SLG: 0.471	1B								F7	4	0	1	0	0	0	1											
3 Evan Longoria, R OBP: 0.371, SLG: 0.483	F9								F7	4	0	0	0	0	1	2											
20 Matt Joyce, L OBP: 0.357, SLG: 0.487	P6									3	0	1	0	0	0	2											
1 Sean Rodriguez, R OBP: 0.307, SLG: 0.412										1	0	0	0	0	1	0											
16 Willy Aybar, S OBP: 0.312, SLG: 0.362										3	0	0	0	1	1	1											
24 Dan Johnson, L ERA: 3.88										3	0	0	0	0	1	0											
19 Gabe Kapler, R OBP: 0.285, SLG: 0.287										1	0	0	0	0	1	1											
2 B.J. Upton, R OBP: 0.324, SLG: 0.406										3	0	1	0	1	0	1											
15 Reid Brignac, L OBP: 0.311, SLG: 0.389										3	0	0	0	0	1	2											
Inning Stats	R: 0 H: 1 E: 0 K: 0 S: 7	H: 0 LOB: 2 BB: 1 P: 17	R: 0 H: 0 E: 0 K: 1 S: 9	LOB: 0 BB: 0 P: 14	R: 0 H: 0 E: 0 K: 1 S: 7	LOB: 0 BB: 1 P: 15	R: 0 H: 0 E: 1 K: 1 S: 12	LOB: 2 BB: 2 P: 24	R: 0 H: 1 E: 0 K: 0 S: 12	LOB: 1 BB: 0 P: 18	R: 0 H: 1 E: 0 K: 1 S: 10	LOB: 1 BB: 0 P: 14	R: 0 H: 0 E: 0 K: 0 S: 8	LOB: 0 BB: 0 P: 13	R: 0 H: 0 E: 0 K: 2 S: 9	LOB: 1 BB: 1 P: 16	1B: 2 2B: 0 3B: 1 HR: 0	SF: 0 SAC: 0 DP: 0 HBP: 0	WP: 0 PB: 0 SB: 0 CS: 0	PA: 35							
PITCHER	IP	WLS	BF	H	R	ER	SO	BB	IBB	HBP	BLK	WP	HR	S	P	ERA	WHIP										
46 Jeremy Guthrie, R ERA: 3.88	6.0	W	24	2	0	0	3	4	0	0	0	0	0	55	102	0.00	1.000										
19 Koji Uehara, R ERA: 1.99	2.0		7	1	0	0	1	0	0	0	0	0	0	18	27	0.00	0.500										
51 Michael Gonzalez, L ERA: 4.5	1.0		4	0	0	0	2	1	0	0	0	0	0	9	16	0.00	1.000										

Batter	1	2	3	4	5	6	7	8	9	AB	R	H	RBI	BB	SO	LOB	TOP
1 Brian Roberts, S OBP: 0.337, SLG: 0.367 (1,4)										2	0	0	0	2	1	0	<p>Baltimore Orioles @ Tampa Bay Rays Tropicana Field, St. Petersburg, FL Sat Aug 14 2010, 4:13 PM - 7:14 PM EDT Att: 36,189 - Dome - 72 F</p> <p>livebaseballscorecards.com</p>
21 Nick Markakis, L OBP: 0.369, SLG: 0.431 (1,9)										4	0	0	0	0	0	3	
23 Ty Wigington, R OBP: 0.331, SLG: 0.449 (1,3)										4	1	1	0	0	2	2	
30 Luke Scott, L OBP: 0.358, SLG: 0.578 (1,10)										2	1	0	0	2	1	0	
10 Adam Jones, R OBP: 0.318, SLG: 0.456 (1,8)										4	1	1	3	0	0	3	
18 Felix Pie, L OBP: 0.327, SLG: 0.469 (1,7)										4	0	0	0	0	0	3	
32 Matt Wieters, S OBP: 0.320, SLG: 0.370 (1,2)										4	0	1	0	0	1	0	
3 Cesar Izturis, S OBP: 0.285, SLG: 0.285 (1,6)										4	0	1	0	0	0	1	
37 Josh Bell, S OBP: 0.222, SLG: 0.242 (1,5)										4	0	0	0	0	0	2	
Inning Stats	R: 0 E: 1 K: 1 S: 15	H: 0 LOB: 3 BB: 2 P: 27	R: 0 E: 0 K: 1 S: 16	H: 1 LOB: 2 BB: 1 P: 26	R: 3 E: 0 K: 0 S: 10	H: 2 LOB: 0 BB: 1 P: 17	R: 0 E: 0 K: 0 S: 11	H: 0 LOB: 0 BB: 0 P: 15	R: 0 E: 0 K: 0 S: 8	H: 0 LOB: 0 BB: 0 P: 9	R: 0 E: 0 K: 2 S: 9	H: 0 LOB: 0 BB: 0 P: 13	R: 0 E: 0 K: 0 S: 9	H: 1 LOB: 1 BB: 0 P: 15	1B: 2 2B: 1 3B: 0 HR: 1	SF: 0 SAC: 0 DP: 0 HBP: 0	
PITCHER	IP WLS BF H R ER SO BB IBB HBP BLK WP HR S P ERA WHIP																
21 Andy Sonnanstine, R ERA: 4.1 (1,1)	5.0 W 23 3 3 3 2 4 0 0 0 0 0 1 62 99 5.40 1.400																
31 Lance Cormier, R ERA: 4.06 (6,1)	2.0 H 6 0 0 0 1 0 0 0 0 0 0 0 18 24 0.00 0.000																
53 Joaquin Benoit, R ERA: 1.27 (8,1)	1.0 H 3 0 0 0 2 0 0 0 0 0 0 0 9 13 0.00 0.000																
36 Randy Choate, L ERA: 4.83 (9,1)	1.0 4 1 0 0 0 0 0 0 0 0 0 0 9 15 0.00 1.000																

Batter	1	2	3	4	5	6	7	8	9	AB	R	H	RBI	BB	SO	LOB	BOTTOM		
2 B.J. Upton, R OBP: 0.327, SLG: 0.407 (1,8)										4	0	2	0	1	0	0	<p>Baltimore Orioles @ Tampa Bay Rays Tropicana Field, St. Petersburg, FL Sat Aug 14 2010, 4:13 PM - 7:14 PM EDT Att: 36,189 - Dome - 72 F</p> <p>livebaseballscorecards.com</p>		
8 Jason Bartlett, R OBP: 0.326, SLG: 0.344 (1,6)										5	0	3	0	0	0	1			
13 Carl Crawford, L OBP: 0.348, SLG: 0.467 (1,7)										5	0	1	0	0	1	5			
3 Evan Longoria, R OBP: 0.371, SLG: 0.486 (1,5)										5	2	2	0	0	1	3			
16 Willy Aybar, S OBP: 0.319, SLG: 0.370 (1,10)										4	1	3	1	0	0	0			
1 Sean Rodriguez, R OBP: 0.306, SLG: 0.414 (1,4)										4	1	1	1	0	0	2			
18 Ben Zobrist, S OBP: 0.358, SLG: 0.362 (1,3)										2	1	0	0	2	1	1			
10 Kelly Shoppach, R OBP: 0.348, SLG: 0.352 (1,2)										4	2	2	5	0	1	2			
19 Gabe Kapler, R OBP: 0.288, SLG: 0.290 (1,9)										2	0	1	0	0	0	0			
20 Matt Joyce, L OBP: 0.352, SLG: 0.479 (5,PH) (6,9)										2	0	0	0	0	0	2			
Inning Stats	R: 0 E: 0 K: 1 S: 14	H: 1 LOB: 1 BB: 0 P: 20	R: 0 E: 0 K: 1 S: 10	H: 0 LOB: 0 BB: 0 P: 16	R: 0 E: 0 K: 0 S: 11	H: 2 LOB: 2 BB: 1 P: 18	R: 5 E: 0 K: 0 S: 13	H: 6 LOB: 1 BB: 1 P: 21	R: 1 E: 0 K: 1 S: 17	H: 2 LOB: 2 BB: 1 P: 25	R: 0 E: 0 K: 0 S: 6	H: 0 LOB: 0 BB: 0 P: 7	R: 0 E: 0 K: 0 S: 11	H: 1 LOB: 1 BB: 0 P: 15	R: 1 E: 0 K: 1 S: 11	H: 3 LOB: 2 BB: 0 P: 20	1B: 9 2B: 5 3B: 0 HR: 2	SF: 0 SAC: 0 DP: 1 HBP: 0	WP: 0 PA: 40 PB: 0 SB: 0 CS: 0
PITCHER	IP WLS BF H R ER SO BB IBB HBP BLK WP HR S P ERA WHIP																		
17 Brian Matusz, L ERA: 5.28 (1,1)	4.0 L 21 5 5 5 2 2 0 0 0 0 0 0 23 32 4.50 1.500																		
37 Matt Albers, R ERA: 4.74 (5,1)	2.0 9 2 1 1 1 1 0 0 0 0 0 0 23 32 4.50 1.500																		
41 Armando Gabino, R ERA: 9.0 (7,1)	1.0 4 1 0 0 0 0 0 0 0 0 0 0 11 15 0.00 1.000																		
55 Alfredo Simon, R ERA: 4.74 (8,1)	1.0 6 3 1 1 1 0 0 0 0 0 0 1 11 20 9.00 3.000																		



Batter	1	2	3	4	5	6	7	8	9	AB	R	H	RBI	BB	SO	LOB	TOP								
2 Julio Lugo, R OBP: 0.300, SLG: 0.286 (1, 4)										4	0	1	0	0	0	0	<p>Baltimore Orioles @ Tampa Bay Rays Tropicana Field, St. Petersburg, FL Sun Aug 15 2010, 1:43 PM - 4:41 PM EDT Att: 29,654 - Dome - 72 F</p>								
21 Nick Markakis, L OBP: 0.368, SLG: 0.434 (1, 9)										4	0	1	0	0	0	1									
23 Ty Wigginton, R OBP: 0.330, SLG: 0.445 (1, 3)										3	0	0	0	1	1	1									
30 Luke Scott, L OBP: 0.357, SLG: 0.577 (1, 10)										4	1	1	0	0	2	1									
10 Adam Jones, R OBP: 0.317, SLG: 0.455 (1, 8)										4	0	1	0	0	0	1									
18 Felix Pie, L OBP: 0.312, SLG: 0.459 (1, 7)										3	0	0	1	0	1	2									
9 Jake Fox, R OBP: 0.283, SLG: 0.389 (8, 2)										3	1	1	1	0	1	2									
3 Cesar Izturis, S OBP: 0.287, SLG: 0.283 (1, 6)										3	0	0	0	0	0	0									
15 Craig Tatum, R OBP: 0.340, SLG: 0.299 (8, PH)										2	0	0	0	0	1	0									
1 Brian Roberts, S OBP: 0.333, SLG: 0.363 (8, 4)										1	0	0	0	0	1	0									
Inning Stats	R: 0 E: 0 K: 0 S: 9	H: 0 LOB: 0 BB: 0 P: 14	R: 1 E: 0 K: 0 S: 8	H: 1 LOB: 0 BB: 0 P: 13	R: 0 E: 0 K: 0 S: 8	H: 1 LOB: 1 BB: 0 P: 13	R: 0 E: 0 K: 3 S: 12	H: 1 LOB: 2 BB: 1 P: 21	R: 0 E: 0 K: 1 S: 10	H: 0 LOB: 0 BB: 0 P: 16	R: 0 E: 0 K: 1 S: 13	H: 0 LOB: 0 BB: 0 P: 20	R: 1 E: 0 K: 0 S: 9	H: 1 LOB: 0 BB: 0 P: 13	R: 0 E: 0 K: 2 S: 12	H: 1 LOB: 1 BB: 0 P: 20	R: 0 E: 0 K: 0 S: 11	H: 0 LOB: 0 BB: 0 P: 15	1B: 2 2B: 1 3B: 1 HR: 1	SF: 1 SAC: 0 DP: 0 HBP: 0	WP: 0 PB: 0 SB: 0 CS: 0	PA: 33			
PITCHER	IP	WLS	BF	H	R	ER	SO	BB	IBB	HBP	BLK	WP	HR	S	P	ERA	WHIP								
58 Jeremy Hellickson, R ERA: 1.35 (7, 1)	6.0	W	22	3	1	1	5	1	0	0	0	0	0	60	97	1.50	0.667								
35 Dan Wheeler, R ERA: 2.79 (8, 1)	1.0	H	4	1	1	1	0	0	0	0	0	0	1	9	13	9.00	1.000								
53 Joaquin Benoit, R ERA: 1.24 (9, 1)	1.0	H	4	1	0	0	2	0	0	0	0	0	0	12	23	0.00	1.000								
29 Rafael Soriano, R ERA: 1.77 (8, 4)	1.0	S	3	0	0	0	0	0	0	0	0	0	0	11	15	0.00	0.000								

AB	31
R	2
H	5
RBI	2
BB	1
SO	7
LOB	8



Batter	1	2	3	4	5	6	7	8	9	AB	R	H	RBI	BB	SO	LOB	BOTTOM								
28 John Jaso, L OBP: 0.384, SLG: 0.382 (1, 2)										3	1	1	0	1	0	1	<p>Baltimore Orioles @ Tampa Bay Rays Tropicana Field, St. Petersburg, FL Sun Aug 15 2010, 1:43 PM - 4:41 PM EDT Att: 29,654 - Dome - 72 F</p>								
18 Ben Zobrist, S OBP: 0.361, SLG: 0.361 (1, 4)										1	1	0	0	3	0	1									
13 Carl Crawford, L OBP: 0.352, SLG: 0.477 (1, 7)										4	1	3	2	0	0	0									
3 Evan Longoria, R OBP: 0.370, SLG: 0.484 (1, 5)										4	0	1	0	0	1	4									
20 Matt Joyce, L OBP: 0.349, SLG: 0.479 (1, 9)										4	0	1	1	0	0	1									
16 Willy Aybar, S OBP: 0.322, SLG: 0.374 (8, FR)										3	0	1	0	1	0	0									
1 Sean Rodriguez, R OBP: 0.306, SLG: 0.414 (9, 4)										0	0	0	0	0	0	0									
24 Dan Johnson, L OBP: 0.390, SLG: 0.222 (9, 1)										3	0	0	0	1	0	3									
29 Rafael Soriano, R (9, 1)										0	0	0	0	0	0	0									
2 B.J. Upton, R OBP: 0.326, SLG: 0.408 (1, 8)										4	0	1	0	0	1	2									
8 Jason Bartlett, R OBP: 0.323, SLG: 0.340 (1, 6)										4	0	0	0	0	0	3									
Inning Stats	R: 1 E: 0 K: 0 S: 10	H: 2 LOB: 1 BB: 1 P: 21	R: 0 E: 0 K: 1 S: 10	H: 0 LOB: 0 BB: 0 P: 16	R: 2 E: 0 K: 0 S: 15	H: 3 LOB: 3 BB: 2 P: 30	R: 0 E: 0 K: 0 S: 9	H: 1 LOB: 1 BB: 0 P: 17	R: 0 E: 0 K: 1 S: 13	H: 0 LOB: 0 BB: 0 P: 18	R: 0 E: 0 K: 0 S: 6	H: 0 LOB: 0 BB: 0 P: 12	R: 0 E: 0 K: 0 S: 11	H: 1 LOB: 2 BB: 2 P: 23	R: 0 E: 0 K: 0 S: 10	H: 1 LOB: 2 BB: 1 P: 21	1B: 4 2B: 3 3B: 0 HR: 1	SF: 0 SAC: 0 DP: 0 HBP: 0	WP: 1 PB: 0 SB: 0 CS: 0	PA: 36					
PITCHER	IP	WLS	BF	H	R	ER	SO	BB	IBB	HBP	BLK	WP	HR	S	P	ERA	WHIP								
34 Jake Arrieta, R ERA: 5.23 (7, 1)	6.0	L	26	6	3	3	2	3	0	0	0	0	0	10	22	0.00	4.500								
27 Mark Hendrickson, L ERA: 5.04 (7, 1)	0.2		4	1	0	0	0	2	0	0	0	0	0	11	22	0.00	1.500								
41 Armando Gabino, R ERA: 5.4 (7, 1)	1.1		6	1	0	0	0	1	0	0	0	0	0	11	22	0.00	1.500								

AB	30
R	3
H	8
RBI	3
BB	6
SO	2
LOB	15



Batter	1	2	3	4	5	6	7	8	9	AB	R	H	RBI	BB	SO	LOB	TOP										
1 Elvis Andrus, R OBP: 0.361, SLG: 0.318 14 Joaquin Arias, R OBP: 0.292, SLG: 0.351										4	0	1	0	0	1	1	<p>Texas Rangers @ Tampa Bay Rays Tropicana Field, St. Petersburg, FL Tue Aug 17 2010, 7:13 PM - 10:42 PM EDT Att: 18,156 - Dome - 72 F</p>										
20 Julio Borbon, L OBP: 0.301, SLG: 0.344										5	0	0	0	0	2	5											
32 Josh Hamilton, L OBP: 0.411, SLG: 0.629										3	1	0	0	0	2	2											
27 Vladimir Guerrero, R OBP: 0.346, SLG: 0.492 41 Brandon Boggs, S										4	0	1	0	0	0	1											
7 David Murphy, L OBP: 0.343, SLG: 0.426										3	0	1	1	1	1	0											
8 Jorge Cantu, R OBP: 0.314, SLG: 0.405										3	0	1	0	1	2	3											
11 Bengie Molina, R OBP: 0.299, SLG: 0.332										3	0	0	0	1	1	4											
18 Mitch Moreland, L OBP: 0.388, SLG: 0.366										3	0	0	0	0	3	0											
3 Andrés Blanco, S OBP: 0.307, SLG: 0.275										4	0	2	0	0	0	2											
Inning Stats	R: 0 E: 0 K: 3 S: 11	H: 0 LOB: 0 BB: 0 P: 16	R: 0 E: 0 K: 1 S: 9	H: 0 LOB: 1 BB: 1 P: 17	R: 0 E: 0 K: 2 S: 16	H: 2 LOB: 2 BB: 0 P: 24	R: 0 E: 0 K: 1 S: 6	H: 1 LOB: 1 BB: 0 P: 12	R: 0 E: 0 K: 1 S: 7	H: 1 LOB: 2 BB: 0 P: 10	R: 0 E: 0 K: 1 S: 10	H: 1 LOB: 2 BB: 1 P: 16	R: 0 E: 0 K: 1 S: 7	H: 0 LOB: 0 BB: 0 P: 7	R: 1 E: 0 K: 2 S: 10	H: 1 LOB: 1 BB: 0 P: 17		R: 0 E: 0 K: 1 S: 14	H: 0 LOB: 2 BB: 1 P: 23	1B: 5 2B: 1 3B: 0 HR: 0	SF: 0 SAC: 0 DP: 0 HBP: 2	WP: 2 PB: 2 SB: 0 CS: 0	PA: 38				
PITCHER	IP	WLS	BF	H	R	ER	SO	BB	IBB	HBP	BLK	WP	HR	S	P	ERA	WHIP										
22 Matt Garza, R ERA: 3.74	7.0	W	28	5	0	0	10	2	0	0	0	1	0	66	102	0.00	1.000										
36 Randy Choate, L ERA: 5.01	0.2		4	1	1	1	1	0	0	1	0	1	0	7	13	13.50	1.500										
54 Mike Ekstrom, R ERA: 5.23	1.1		6	0	0	0	2	1	0	1	0	0	0	17	27	0.00	0.750										


AB	33
R	1
H	6
RBI	1
BB	3
SO	13
LOB	20




Batter	1	2	3	4	5	6	7	8	9	AB	R	H	RBI	BB	SO	LOB	BOTTOM										
28 John Jaso, L OBP: 0.386, SLG: 0.380										4	2	1	0	2	1	1	<p>Texas Rangers @ Tampa Bay Rays Tropicana Field, St. Petersburg, FL Tue Aug 17 2010, 7:13 PM - 10:42 PM EDT Att: 18,156 - Dome - 72 F</p>										
18 Ben Zobrist, S OBP: 0.366, SLG: 0.363										3	2	1	2	2	0	4											
13 Carl Crawford, L OBP: 0.353, SLG: 0.488 16 Willy Aybar, S OBP: 0.321, SLG: 0.372										5	2	3	3	0	1	2											
3 Evan Longoria, R OBP: 0.373, SLG: 0.491 15 Reid Brignac, L OBP: 0.311, SLG: 0.389										4	1	3	3	1	0	2											
23 Carlos Pena, L OBP: 0.334, SLG: 0.440										4	0	1	1	1	2	2											
20 Matt Joyce, L OBP: 0.342, SLG: 0.468 1 Sean Rodriguez, R OBP: 0.303, SLG: 0.408										3	0	0	0	0	1	3											
24 Dan Johnson, L OBP: 0.391, SLG: 0.226										4	0	1	0	1	1	0											
2 B.J. Upton, R OBP: 0.327, SLG: 0.414										5	1	2	0	0	2	3											
8 Jason Bartlett, R OBP: 0.326, SLG: 0.343										5	2	3	1	0	0	1											
Inning Stats	R: 3 E: 0 K: 1 S: 22	H: 3 LOB: 2 BB: 2 P: 38	R: 0 E: 0 K: 1 S: 16	H: 1 LOB: 2 BB: 1 P: 25	R: 0 E: 0 K: 2 S: 13	H: 1 LOB: 1 BB: 0 P: 18	R: 2 E: 0 K: 2 S: 17	H: 3 LOB: 2 BB: 1 P: 27	R: 0 E: 0 K: 1 S: 14	H: 1 LOB: 1 BB: 1 P: 26	R: 0 E: 0 K: 1 S: 10	H: 1 LOB: 1 BB: 0 P: 13	R: 5 E: 0 K: 1 S: 18	H: 4 LOB: 1 BB: 2 P: 33	R: 0 E: 0 K: 0 S: 12	H: 1 LOB: 1 BB: 0 P: 21		1B: 8 2B: 4 3B: 2 HR: 1	SF: 0 SAC: 0 DP: 0 HBP: 0	WP: 1 PB: 1 SB: 0 CS: 0	PA: 46						
PITCHER	IP	WLS	BF	H	R	ER	SO	BB	IBB	HBP	BLK	WP	HR	S	P	ERA	WHIP										
35 Tommy Hunter, R ERA: 3.71	3.0	L	18	6	4	4	4	3	0	0	0	0	0	52	83	12.00	3.000										
54 Matt Harrison, L ERA: 3.82	2.2		14	4	1	1	4	2	0	0	0	0	0	38	62	3.38	2.250										
46 Pedro Strop, R ERA: 13.5	1.1		10	4	5	5	1	2	0	0	0	1	1	20	35	33.75	4.500										
56 Darren O'Day, R ERA: 1.5	1.0		4	1	0	0	0	0	0	0	0	0	0	12	21	0.00	1.000										

AB	39
R	10
H	15
RBI	10
BB	7
SO	9
LOB	20



Batter	1	2	3	4	5	6	7	8	9	AB	R	H	RBI	BB	SO	LOB	TOP					
28 John Jaso, L OBP: 0.386, SLG: 0.378	F8	SF7		K			G6-3			3	0	0	1	0	1	0	Tampa Bay Rays @ Oakland Athletics Oakland Coliseum, Oakland, CA Fri Aug 20 2010, 7:09 PM - 10:10 PM PDT Att: 13,207 - Cloudy - 60 F					
18 Ben Zobrist, S OBP: 0.397, SLG: 0.367	E4	F8			G3		HR			4	2	1	1	0	0	1						
13 Carl Crawford, L OBP: 0.352, SLG: 0.481							G6-3			4	1	1	0	0	1	1						
3 Evan Longoria, R OBP: 0.374, SLG: 0.506	P6									4	0	0	0	0	0	2						
23 Carlos Pena, L OBP: 0.333, SLG: 0.441										3	0	0	0	1	1	0						
20 Matt Joyce, L OBP: 0.354, SLG: 0.462										2	0	1	2	2	0	0						
16 Willy Aybar, S OBP: 0.316, SLG: 0.365	K									4	0	0	0	0	2	4						
2 B.J. Upton, R OBP: 0.329, SLG: 0.419										3	1	0	0	1	2	1						
8 Jason Bartlett, R OBP: 0.326, SLG: 0.344										4	0	1	0	0	1	0						
Inning Stats	R: 2 H: 2 E: 0 K: 1 S: 18	H: 2 LOB: 2 BB: 1 P: 30	R: 1 H: 1 E: 0 K: 0 S: 9	H: 1 LOB: 1 BB: 1 P: 16	R: 0 H: 0 E: 0 K: 0 S: 6	H: 0 LOB: 0 BB: 1 P: 13	R: 0 H: 0 E: 0 K: 2 S: 10	H: 0 LOB: 0 BB: 0 P: 19	R: 0 H: 0 E: 0 K: 1 S: 8	H: 0 LOB: 1 BB: 0 P: 10	R: 0 H: 0 E: 0 K: 1 S: 9	H: 0 LOB: 0 BB: 0 P: 16	R: 1 H: 1 E: 0 K: 0 S: 9	H: 1 LOB: 0 BB: 0 P: 12	R: 0 H: 0 E: 0 K: 1 S: 8	H: 0 LOB: 0 BB: 0 P: 11		R: 0 H: 0 E: 0 K: 2 S: 10	H: 0 LOB: 0 BB: 0 P: 17	1B: 2 2B: 1 3B: 0 HR: 1	SF: 1 SAC: 0 DP: 0 HBP: 0	WP: 0 PB: 0 SB: 1 CS: 0
PITCHER	IP WLS BF H R ER SO BB IBB HBP BLK WP HR S P ERA WHIP																					
54 Vin Mazzaro, R ERA: 3.56	6.1	27	3	3	1	5	4	0	0	0	0	0	0	0	61	105	1.42	1.105				
13 Jenny Stevins, L ERA: 4.02	0.2	3	1	1	1	0	0	0	0	0	0	0	1	8	11	13.50	1.500					
63 Henry Alberto Rodriguez, R ERA: 3.52	1.0	W	3	0	0	0	0	0	0	0	0	0	0	8	11	0.00	0.000					
56 Craig Breslow, L ERA: 3.13	1.0	S	3	0	0	0	0	0	0	0	0	0	0	10	17	0.00	0.000					

Batter	1	2	3	4	5	6	7	8	9	AB	R	H	RBI	BB	SO	LOB	BOTTOM			
4 Coco Crisp, S OBP: 0.349, SLG: 0.466	G6-3									5	1	1	0	0	0	3	Tampa Bay Rays @ Oakland Athletics Oakland Coliseum, Oakland, CA Fri Aug 20 2010, 7:09 PM - 10:10 PM PDT Att: 13,207 - Cloudy - 60 F			
10 Danic Barton, L OBP: 0.383, SLG: 0.396	K									3	0	1	2	1	1	2				
8 Kurt Suzuki, R OBP: 0.305, SLG: 0.386	G6-3									4	0	0	0	0	1	4				
32 Jack Cust, L OBP: 0.398, SLG: 0.450										3	1	1	1	1	2	1				
18 Gabe Gross, L OBP: 0.299, SLG: 0.306										0	1	0	0	0	0	0				
5 Kevin Kouzmanoff, R OBP: 0.294, SLG: 0.385										4	1	2	0	0	1	0				
11 Rajai Davis, R OBP: 0.304, SLG: 0.374										3	0	1	1	0	1	1				
6 Travis Buck, L OBP: 0.273, SLG: 0.308										4	0	0	0	0	1	4				
30 Steve Tolleson, R OBP: 0.353, SLG: 0.353										3	0	0	0	0	1	1				
14 Mark Ellis, R OBP: 0.330, SLG: 0.326										0	0	0	0	1	0	0				
2 Cliff Pennington, S OBP: 0.337, SLG: 0.382										4	1	2	0	0	0	1				
Inning Stats	R: 0 H: 0 E: 0 K: 1 S: 7	H: 1 LOB: 0 BB: 0 P: 11	R: 0 H: 1 E: 0 K: 1 S: 9	H: 1 LOB: 0 BB: 0 P: 12	R: 2 H: 3 E: 0 K: 2 S: 16	H: 3 LOB: 1 BB: 0 P: 23	R: 0 H: 1 E: 0 K: 1 S: 11	H: 1 LOB: 0 BB: 0 P: 17	R: 0 H: 0 E: 0 K: 0 S: 8	H: 0 LOB: 1 BB: 1 P: 15	R: 1 H: 1 E: 0 K: 2 S: 10	H: 1 LOB: 0 BB: 0 P: 13	R: 0 H: 1 E: 1 K: 0 S: 14	H: 1 LOB: 2 BB: 0 P: 24	R: 2 H: 1 E: 1 K: 1 S: 21	H: 1 LOB: 2 BB: 2 P: 34	1B: 6 2B: 1 3B: 0 HR: 1	SF: 1 SAC: 0 DP: 0 HBP: 0	WP: 0 PB: 0 SB: 2 CS: 0	PA: 37
PITCHER	IP WLS BF H R ER SO BB IBB HBP BLK WP HR S P ERA WHIP																			
58 Jeremy Hellickson, R ERA: 2.05	6.1	28	7	3	3	7	1	0	0	0	0	0	0	0	69	104	4.26	1.263		
36 Randy Choate, L ERA: 4.91	0.1	H	1	0	0	0	0	0	0	0	0	1	3	0.00	0.000					
53 Joaquin Benoit, R ERA: 1.4	1.0	L	6	1	2	1	2	0	0	0	0	22	37	9.00	3.000					
31 Lance Cormier, R ERA: 4.18	0.1		2	0	0	0	0	0	0	0	0	4	5	0.00	0.000					



Batter	1	2	3	4	5	6	7	8	9	AB	R	H	RBI	BB	SO	LOB	TOP				
2 B.J. Upton, R OBP: 0.328, SLG: 0.415	 C FF 94 B FF 95 S SL 86		 S SI 94 B KC 78 S SL 86			 X KC 79	 B SI 93 B SI 94 B SI 95 B SI 96 B SI 97 B SI 98 B SI 99 B SI 00		 C SI 83 B SI 84 X SI 85	4	0	0	0	1	2	1					
8 Jason Bartlett, R OBP: 0.324, SLG: 0.342	 X FF 96		 X SI 94		 B SL 83 1 SAFE C SI 83 X FF 94		 L SL 82 1 SAFE B SI 84 B SI 85 B SI 86 B SI 87 B SI 88 B SI 89 B SI 90		 C CU 73 B SI 84 S CU 73	5	0	1	0	0	1	3					
13 Carl Crawford, L OBP: 0.351, SLG: 0.478	 S FF 95 B FF 96 X SL 87		 B SI 90 1 SAFE F FF 95 F FF 96 F FF 97 F FF 98 F FF 99 F FF 00			 C SL 82 X SL 84	 B SI 91 X FF 94		 C SI 84 B SI 85 C SI 86 X SI 87	5	1	1	0	0	1	3					
3 Evan Longoria, R OBP: 0.373, SLG: 0.511		 C SI 90 B FF 94 X SI 91	 B CH 85 X SL 85			 C FF 91 1 SAFE B FF 92 1 SAFE C SL 84 S SL 85 F FF 96 F FF 97 F FF 98 F FF 99		 B CH 74 F FF 89 T FF 91	4	1	1	1	0	2	2						
23 Carlos Pena, L OBP: 0.335, SLG: 0.443		 B SL 83 B SI 84 S SL 86		 X SL 83		 B FF 94 B SI 94 S SL 84 1 SAFE F FF 95 F FF 96 F FF 97 F FF 98 F FF 99 F FF 00		 F SL 85 B SI 87 B SI 88 B SI 89 B SI 90	3	1	1	0	1	1	0						
18 Ben Zobrist, S OBP: 0.366, SLG: 0.367	 C FF 92 B CH 85 S SL 86		 B SI 92 C CH 85 X FF 95		 1 SAFE X SL 84	 B SL 84 C SI 84 B SI 84 F FF 96 F SL 87 X SL 85		 C FF 90 F FF 91 X FF 91	3	0	1	1	0	1	1						
16 Willy Aybar, S OBP: 0.319, SLG: 0.372		 X SI 94		 1 SAFE X SL 84		 B FF 94 X FF 94		 B CH 79 C FF 91 B SI 91 X FF 91	4	0	2	1	0	0	2						
15 Reid Brignac, L OBP: 0.303, SLG: 0.378	 C KC 78 S SL 85 S SL 86		 C KC 78 S SL 85 S SL 86					 B CH 79 C FF 91 B SI 91 X FF 91	0	1	0	0	0	0	0						
1 Sean Rodriguez, R OBP: 0.307, SLG: 0.416	 X FF 94		 D CH 84 S SL 84 S SL 84				 B SI 90 F SI 90 B SI 92	 B FF 91 B SI 91 X FF 91	3	1	2	2	1	1	1						
10 Kelly Shoppach, R OBP: 0.331, SLG: 0.340	 C KC 78 S SL 85 S SL 86		 C KC 78 S SL 85 S SL 86		 C SI 91 S SL 83 X KC 86		 B SI 90 X FF 93	 C SI 83 B SI 84 S CU 73	4	0	1	0	0	2	4						
Inning Stats	R: 0 E: 0 K: 1 S: 7	H: 0 LOB: 0 BB: 0 P: 10	R: 1 E: 0 K: 3 S: 13	H: 3 LOB: 2 BB: 0 P: 18	R: 0 E: 0 K: 2 S: 10	H: 1 LOB: 1 BB: 0 P: 13	R: 0 E: 0 K: 1 S: 8	H: 1 LOB: 0 BB: 0 P: 12	R: 0 E: 0 K: 0 S: 5	H: 2 LOB: 1 BB: 0 P: 22	R: 0 E: 0 K: 0 S: 7	H: 0 LOB: 2 BB: 2 P: 19	R: 3 E: 0 K: 2 S: 16	H: 2 LOB: 1 BB: 1 P: 27	R: 0 E: 0 K: 1 S: 8	H: 0 LOB: 0 BB: 0 P: 13	1B: 6 2B: 2 HR: 2	SF: 1 SAC: 0 HBP: 0	WP: 1 PB: 0 SB: 2 CS: 0	PA: 39	
PITCHER	IP	WLS	BF	H	R	ER	SO	BB	IBB	HBP	BLK	WP	HR	S	P	ERA	WHIP				
49 Brett Anderson, L ERA: 2.86	7.0		30	8	2	2	8	2	0	0	0	1	1	66	102	2.57	1.429				
56 Craig Breslow, L ERA: 3.59	0.2	L	5	2	3	3	1	1	0	0	0	0	1	13	23	40.50	4.500				
31 Brad Ziegler, R ERA: 3.4	1.1		4	0	0	0	2	0	0	0	0	0	0	11	17	0.00	0.000				

Tampa Bay Rays @ Oakland Athletics
Oakland Coliseum, Oakland, CA
Sat Aug 21 2010, 6:09 PM - 9:08 PM PDT
Att: 16,202 - Clear - 62 F

AB 35
R 5
H 10
RBI 5
BB 3
SO 11
LOB 17



Batter	1	2	3	4	5	6	7	8	9	AB	R	H	RBI	BB	SO	LOB	BOTTOM				
4 Coco Crisp, S OBP: 0.347, SLG: 0.461	 X FF 94	 X FF 95			 C FC 85 X SI 95		 C CH 79 B SI 87 S SL 76			4	1	1	0	0	1	0					
10 Danic Barton, L OBP: 0.388, SLG: 0.400	 C FF 96 B FF 96 X FF 97		 C FC 84 X SI 95		 T SI 96 D KC 78 X FF 96	 B FF 91 C SI 92 B FF 94 B FF 93		 X SI 86	 B SI 86 B SI 89 B SI 90 B SI 91 B SI 92 B SI 93 B SI 94 B SI 95 B SI 96 B SI 97 B SI 98 B SI 99 B SI 00	3	2	3	0	1	0	0					
8 Kurt Suzuki, R OBP: 0.304, SLG: 0.383	 C FF 97 B FF 96 X FF 97	 C FF 97 B FF 96 X FF 97	 T SI 96 D KC 78 X FF 96		 B SI 96 B SI 97 B SI 98 B SI 99 B SI 00	 X SI 92		 B SI 86 B SI 89 B SI 90 B SI 91 B SI 92 B SI 93 B SI 94 B SI 95 B SI 96 B SI 97 B SI 98 B SI 99 B SI 00	3	0	0	0	0	0	3						
5 Kevin Kouzmanoff, R OBP: 0.292, SLG: 0.383	 B FF 96 B FF 97 B FF 98 B FF 99 B FF 00		 B KC 76 B SI 97 B SI 98 B SI 99 B SI 00			 S KC 76 B SI 97 S SI 85 S SI 86 S SI 87 S SI 88 S SI 89 S SI 90		 D SL 84 B SI 90 B SI 92 B SI 93	3	0	0	1	0	3	2						
14 Mark Ellis, R OBP: 0.332, SLG: 0.332	 B FF 95 1 SAFE B SI 96 B CH 86 C FF 96 1 SAFE F FF 96 F FF 97 F FF 98 F FF 99		 C SI 92 X KC 76			 C KC 79 F SI 97 X FF 97		 C KC 79 F SI 97 X FF 97	 B SL 85 B SI 86 C SI 86 B SI 91	4	1	2	2	0	1	1					
11 Rajai Davis, R OBP: 0.303, SLG: 0.373	 F FF 95 S KC 78 F FF 96 F FF 97 F FF 98 F FF 99 F FF 00		 C SI 92 X KC 76		 C SI 92 X KC 76	 B SI 96 B SI 97 X SI 96		 C FF 89 X FF 89	 C FF 89 X FF 89	4	0	1	1	0	0	2					
32 Jack Cust, L OBP: 0.393, SLG: 0.441	 S SI 97 D FF 97 C KC 78 S FF 96		 B FC 87 C FF 96 X SI 96			 1 SAFE X KC 80		 B FF 90 B FF 92 X FF 92	4	0	0	0	0	1	3						
30 Steve Tolson, R OBP: 0.300, SLG: 0.300	 C FF 93 S FF 93 X KC 78	 C FF 93 S FF 93 X KC 78			 X SI 90		 C SI 86 B SI 87 B SI 88 B SI 89 B SI 90 B SI 91 B SI 92 B SI 93 B SI 94 B SI 95 B SI 96 B SI 97 B SI 98 B SI 99 B SI 00	 B FF 90 X FF 90	3	0	0	0	0	1	0						
2 Cliff Pennington, S OBP: 0.336, SLG: 0.381		 C FF 96 X FF 96			 C FC 85 X FF 96		 C SI 86 S SI 87 S SI 88 S SI 89 S SI 90			3	0	0	0	0	2	0					
6 Travis Buck, L OBP: 0.255, SLG: 0.286		 C FF 96 X FF 96					 C SI 86 S SI 87 S SI 88 S SI 89 S SI 90			3	0	0	0	0	2	0					
Inning Stats	R: 2 E: 0 K: 1 S: 30	H: 3 LOB: 2 BB: 0 P: 43	R: 0 E: 0 K: 1 S: 8	H: 0 LOB: 0 BB: 0 P: 8	R: 0 E: 0 K: 1 S: 10	H: 1 LOB: 0 BB: 0 P: 13	R: 0 E: 0 K: 0 S: 9	H: 0 LOB: 0 BB: 0 P: 11	R: 0 E: 0 K: 1 S: 6	H: 2 LOB: 1 BB: 1 P: 17	R: 0 E: 0 K: 2 S: 10	H: 0 LOB: 0 BB: 0 P: 13	R: 0 E: 0 K: 2 S: 14	H: 1 LOB: 1 BB: 0 P: 20	R: 0 E: 0 K: 0 S: 4	H: 0 LOB: 0 BB: 0 P: 7	1B: 6 2B: 1 HR: 0	SF: 1 SAC: 0 HBP: 1	WP: 0 PB: 0 SB: 2 CS: 0	PA: 35	
PITCHER	IP	WLS	BF	H	R	ER	SO	BB	IBB	HBP	BLK	WP	HR	S	P	ERA	WHIP				
14 David Price, L ERA: 2.97	6.0		25	6	4	4	5	1	0	1	0	0	0	73	98	6.00	1.167				
36 Randy Choate, L ERA: 4.78	1.0	W	4	1	0	0	2	0	0	0	0	0	0	11	14	0.00	1.000				
55 Chad Qualls, R ERA: 8.02	1.0	H	3	0	0	0	2	0	0	0	0	0	0	13	19	0.00	0.000				
29 Rafael Soriano, R ERA: 1.68	1.0	S	3	0	0	0	0	0	0	0	0	0	0	4	7	0.00	0.000				

Tampa Bay Rays @ Oakland Athletics
Oakland Coliseum, Oakland, CA
Sat Aug 21 2010, 6:09 PM - 9:08 PM PDT
Att: 16,202 - Clear - 62 F

AB 32
R 4
H 7
RBI 4
BB 1
SO 9
LOB 11



Batter	1	2	3	4	5	6	7	8	9	AB	R	H	RBI	BB	SO	LOB	TOP																			
2 B.J. Upton, R OBP: 0.325, SLG: 0.411	G6-3		F9			L1		K		4	0	0	0	0	1	1	Tampa Bay Rays @ Oakland Athletics Oakland Coliseum, Oakland, CA Sun Aug 22 2010, 1:08 PM - 3:41 PM PDT Att: 18,749 - Sunny - 70 F																			
8 Jason Bartlett, R OBP: 0.323, SLG: 0.339	L7		G6-3			13 1B 3 2B BB		F9		3	1	0	0	1	0	1																				
13 Carl Crawford, L OBP: 0.352, SLG: 0.478	F8		F7			3 2B 1B		1B		4	1	2	0	0	0	1																				
3 Evan Longoria, R OBP: 0.372, SLG: 0.511		G6-3		F8		23 F9 1-H 2B		P3		4	0	1	2	0	0	1																				
23 Carlos Pena, L OBP: 0.336, SLG: 0.440		HBP		18 G6-3 BB		F9		K		2	0	0	0	1	1	1																				
18 Ben Zobrist, S OBP: 0.323, SLG: 0.363		K		G6-3		G6-3		F8		4	0	0	0	0	1	3																				
16 Willy Aybar, S OBP: 0.314, SLG: 0.365	P4					K		K		4	0	0	0	0	2	1																				
1 Sean Rodriguez, R OBP: 0.307, SLG: 0.415			10 2B 1B			F8		G5-3		3	1	1	0	0	0	0																				
10 Kelly Shoppach, R OBP: 0.331, SLG: 0.349			8 G6-3 1-H 2B			K		K		3	0	1	1	0	2	0																				
Inning Stats	R: 0 E: 0 K: 0 S: 8	H: 0 LOB: 0 BB: 0 P: 11	R: 0 E: 0 K: 1 S: 11	H: 0 LOB: 1 BB: 0 P: 17	R: 1 E: 0 K: 0 S: 11	H: 2 LOB: 1 BB: 0 P: 16	R: 0 E: 0 K: 0 S: 7	H: 0 LOB: 0 BB: 1 P: 15	R: 0 E: 0 K: 2 S: 8	H: 0 LOB: 0 BB: 0 P: 11	R: 2 E: 0 K: 0 S: 11	H: 2 LOB: 1 BB: 1 P: 18	R: 0 E: 0 K: 1 S: 9	H: 1 LOB: 1 BB: 0 P: 10	R: 0 E: 0 K: 2 S: 9	H: 0 LOB: 0 BB: 0 P: 10		1B: 3 2B: 2 3B: 0 HR: 0	SF: 0 SAC: 0 DP: 1 HBP: 1	WP: 0 PA: 34 PB: 0 SB: 1 CS: 0																
PITCHER	IP	WLS	BF	H	R	ER	SO	BB	IBB	HBP	BLK	WP	HR	S	P	ERA	WHIP	PITCHER		IP	WLS	BF	H	R	ER	SO	BB	IBB	HBP	BLK	WP	HR	S	P	ERA	WHIP
51 Dallas Braden, L ERA: 3.49	6.0	L	24	4	3	3	3	2	0	1	0	0	0	56	88	4.50	1.000			6.0	L	24	4	3	3	3	2	0	1	0	0	0	56	88	4.50	1.000
63 Henny Alberto Rodriguez, R ERA: 3.31	1.0		3	0	0	1	0	0	0	0	0	0	0	8	10	0.00	0.000			1.0		3	0	0	1	0	0	0	0	0	8	10	0.00	0.000		
48 Michael Wuertz, R ERA: 4.75	1.0		4	1	0	0	1	0	0	0	0	0	0	9	11	0.00	0.000			1.0		4	1	0	0	1	0	0	0	0	9	11	0.00	0.000		
40 Andrew Bailey, R ERA: 1.52	1.0		3	0	0	0	2	0	0	0	0	0	0	9	10	0.00	0.000			1.0		3	0	0	0	2	0	0	0	0	9	10	0.00	0.000		

Batter	1	2	3	4	5	6	7	8	9	AB	R	H	RBI	BB	SO	LOB	BOTTOM																			
4 Coco Crisp, S OBP: 0.341, SLG: 0.452	G3		K			L3		P3		4	0	0	0	0	1	2	Tampa Bay Rays @ Oakland Athletics Oakland Coliseum, Oakland, CA Sun Aug 22 2010, 1:08 PM - 3:41 PM PDT Att: 18,749 - Sunny - 70 F																			
10 Danic Barton, L OBP: 0.389, SLG: 0.400	G3				1B	K2-3		BB		3	0	1	0	1	1	2																				
14 Mark Ellis, R OBP: 0.328, SLG: 0.328	F8				P3			L7		4	0	0	0	0	0	2																				
32 Jack Cust, L OBP: 0.391, SLG: 0.436		K			L6			K		3	0	0	0	1	2	2																				
5 Kevin Kouzmanoff, R OBP: 0.289, SLG: 0.380	P3				G1-3			F9		4	0	0	0	0	0	2																				
11 Rajai Davis, R OBP: 0.303, SLG: 0.372					G5-3			P4		4	0	1	0	0	0	0																				
11 Landon Powell, S OBP: 0.313, SLG: 0.299					F9			18 DI 2B 1B		0	1	0	0	0	0	0																				
8 Kurt Suzuki, R OBP: 0.304, SLG: 0.383					G4-3			2B		3	0	2	1	1	0	0																				
18 Gabe Gross, L OBP: 0.299, SLG: 0.317					F8			2B		4	0	0	0	0	1	5																				
2 Cliff Pennington, S OBP: 0.333, SLG: 0.377					F8			K		4	0	0	0	0	1	5																				
Inning Stats	R: 0 E: 0 K: 0 S: 5	H: 0 LOB: 0 BB: 0 P: 11	R: 0 E: 0 K: 1 S: 10	H: 1 LOB: 1 BB: 0 P: 14	R: 0 E: 0 K: 1 S: 9	H: 0 LOB: 0 BB: 0 P: 13	R: 0 E: 0 K: 0 S: 8	H: 1 LOB: 1 BB: 0 P: 11	R: 1 E: 0 K: 1 S: 14	H: 1 LOB: 2 BB: 1 P: 26	R: 0 E: 0 K: 0 S: 4	H: 0 LOB: 0 BB: 1 P: 9	R: 0 E: 0 K: 1 S: 7	H: 0 LOB: 1 BB: 1 P: 13	R: 1 E: 0 K: 1 S: 17	H: 2 LOB: 2 BB: 0 P: 22	1B: 5 2B: 1 3B: 0 HR: 0	SF: 0 SAC: 0 DP: 1 HBP: 0	WP: 0 PA: 36 PB: 0 SB: 0 CS: 0																	
PITCHER	IP	WLS	BF	H	R	ER	SO	BB	IBB	HBP	BLK	WP	HR	S	P	ERA	WHIP	PITCHER		IP	WLS	BF	H	R	ER	SO	BB	IBB	HBP	BLK	WP	HR	S	P	ERA	WHIP
22 Matt Garza, R ERA: 3.62	7.2	W	30	4	1	1	3	3	0	0	0	0	0	58	100	1.17	0.913			7.2	W	30	4	1	1	3	3	0	0	0	0	58	100	1.17	0.913	
53 Joaquin Benoit, R ERA: 1.39	0.1	H	1	0	0	0	1	0	0	0	0	0	0	3	4	0.00	0.000			0.1	H	1	0	0	0	1	0	0	0	0	3	4	0.00	0.000		
29 Rafael Soriano, R ERA: 1.82	1.0	S	5	2	1	1	1	0	0	0	0	0	0	17	22	9.00	2.000			1.0	S	5	2	1	1	1	0	0	0	0	17	22	9.00	2.000		

AB	31
R	3
H	5
RBI	3
BB	2
SO	7
LOB	9

AB	33
R	2
H	6
RBI	1
BB	3
SO	5
LOB	16



Batter	1	2	3	4	5	6	7	8	9	AB	R	H	RBI	BB	SO	LOB	TOP
2 B.J. Upton, R OBP: 0.326, SLG: 0.420										5	1	2	2	0	1	3	Tampa Bay Rays @ Los Angeles Angels Angel Stadium of Anaheim, Anaheim, CA Mon Aug 23 2010, 7:08 PM - 10:15 PM PDT Att: 39,127 - Clear - 86 F
8 Jason Bartlett, R OBP: 0.324, SLG: 0.338										4	1	1	0	0	1	2	
13 Carl Crawford, L OBP: 0.350, SLG: 0.474										4	1	0	0	1	1	2	
3 Evan Longoria, R OBP: 0.369, SLG: 0.506										4	0	0	0	0	2	3	
23 Carlos Pena, L OBP: 0.338, SLG: 0.439										3	0	1	0	1	0	2	
18 Ben Zobrist, S OBP: 0.352, SLG: 0.362										4	0	1	2	0	1	3	
16 Willy Aybar, S OBP: 0.313, SLG: 0.361										3	0	0	0	1	1	2	
1 Sean Rodriguez, R OBP: 0.313, SLG: 0.420										2	1	1	0	2	0	0	
10 Kelly Shoppach, R OBP: 0.321, SLG: 0.336										4	0	0	0	0	1	4	
Inning Stats	R: 3 H: 2 E: 0 K: 2 S: 17	WLS: 1 BF: 1 LOB: 1 P: 32	R: 1 H: 2 E: 0 K: 0 S: 14	R: 0 H: 1 E: 0 K: 0 S: 9	R: 0 H: 0 E: 0 K: 1 S: 7	R: 0 H: 0 E: 0 K: 1 S: 10	R: 0 H: 0 E: 0 K: 1 S: 9	R: 0 H: 1 E: 0 K: 2 S: 13	R: 0 H: 0 E: 0 K: 0 S: 5	R: 0 H: 0 E: 0 K: 1 S: 8	R: 0 H: 0 E: 0 K: 1 S: 8	R: 0 H: 0 E: 0 K: 1 S: 8	1B: 3 2B: 2 3B: 0 HR: 1	SF: 0 SAC: 0 DP: 0 HBP: 1	WP: 1 PB: 0 SB: 0 CS: 0	PA: 39	
PITCHER	IP WLS BF H R ER SO BB IBB HBP BLK WP HR S P ERA WHIP																
19 Scott Kazmir, L ERA: 6.33	5.1 L 26 5 4 3 4 4 0 1 0 0 1 61 103 5.06 1.688																
58 Michael Kohn, R ERA: 3.48	0.2 2 0 0 0 1 0 0 0 0 0 0 0 5 6 0.00 0.000																
45 Francisco Rodriguez, R ERA: 3.6	1.0 5 1 0 0 2 1 0 0 0 0 1 0 13 20 0.00 2.000																
40 Kevin Jepsen, R ERA: 4.19	1.0 3 0 0 0 0 0 0 0 0 0 0 0 5 6 0.00 0.000																
56 Fernando Rodney, R ERA: 3.91	1.0 3 0 0 0 1 0 0 0 0 0 0 0 8 14 0.00 0.000																

Batter	1	2	3	4	5	6	7	8	9	AB	R	H	RBI	BB	SO	LOB	BOTTOM
53 Bobby Abreu, L OBP: 0.355, SLG: 0.436										3	1	0	0	1	2	1	Tampa Bay Rays @ Los Angeles Angels Angel Stadium of Anaheim, Anaheim, CA Mon Aug 23 2010, 7:08 PM - 10:15 PM PDT Att: 39,127 - Clear - 86 F
47 Howie Kendrick, R OBP: 0.310, SLG: 0.410										3	0	2	1	0	1	1	
6 Alberto Callaspo, S OBP: 0.325, SLG: 0.409										4	1	2	0	0	1	1	
48 Torii Hunter, R OBP: 0.366, SLG: 0.481										4	0	0	0	0	0	5	
55 Hideki Matsui, L OBP: 0.339, SLG: 0.429										4	0	1	2	0	2	0	
20 Juan Rivera, R OBP: 0.311, SLG: 0.421										4	0	2	0	0	0	1	
2 Erick Aybar, S OBP: 0.321, SLG: 0.353										4	0	0	0	0	2	3	
5 Jeff Mathis, R OBP: 0.214, SLG: 0.294										3	0	0	0	0	2	3	
44 Mike Napoli, R OBP: 0.315, SLG: 0.471										1	0	0	0	0	1	0	
25 Peter Bourjos, R OBP: 0.234, SLG: 0.305										4	1	1	0	0	2	2	
Inning Stats	R: 0 H: 1 E: 0 K: 2 S: 9	WLS: 1 BF: 27 LOB: 0 P: 15	R: 0 H: 1 E: 0 K: 3 S: 19	R: 2 H: 2 E: 0 K: 1 S: 13	R: 0 H: 0 E: 0 K: 1 S: 7	R: 0 H: 2 E: 0 K: 1 S: 7	R: 0 H: 1 E: 0 K: 2 S: 14	R: 1 H: 1 E: 0 K: 0 S: 11	R: 0 H: 0 E: 0 K: 0 S: 8	R: 0 H: 0 E: 0 K: 3 S: 9	R: 0 H: 0 E: 0 K: 3 S: 9	R: 0 H: 0 E: 0 K: 3 S: 9	1B: 5 2B: 3 3B: 0 HR: 0	SF: 1 SAC: 0 DP: 1 HBP: 0	WP: 1 PB: 0 SB: 1 CS: 0	PA: 36	
PITCHER	IP WLS BF H R ER SO BB IBB HBP BLK WP HR S P ERA WHIP																
33 James Shields, R ERA: 4.76	6.0 W 27 8 3 2 10 1 0 0 0 0 0 0 2 3 3.00 0.000																
36 Randy Choate, L ERA: 4.72	0.1 H 1 0 0 0 0 0 0 0 0 0 0 2 3 0.00 0.000																
55 Chad Qualls, R ERA: 7.91	0.2 H 2 0 0 0 0 0 0 0 0 0 0 6 10 0.00 0.000																
53 Joaquin Benoit, R ERA: 1.36	1.0 H 3 0 0 0 0 0 0 0 0 0 0 8 15 0.00 0.000																
29 Rafael Soriano, R ERA: 1.79	1.0 S 3 0 0 0 3 0 0 0 0 0 0 9 9 0.00 0.000																

Batter	1	2	3	4	5	6	7	8	9	AB	R	H	RBI	BB	SO	LOB	TOP						
28 John Jaso, L OBP: 0.391, SLG: 0.400 (1, 2)										5	1	3	3	0	0	2	Tampa Bay Rays @ Los Angeles Angels Angel Stadium of Anaheim, Anaheim, CA Wed Aug 25 2010, 12:38 PM - 3:57 PM PDT Att: 37,009 - Sunny - 91°F						
18 Ben Zobrist, S OBP: 0.359, SLG: 0.358 (1, 4)										5	0	0	0	0	2	2							
13 Carl Crawford, L OBP: 0.349, SLG: 0.472 1 Sean Rodriguez, R OBP: 0.310, SLG: 0.415 (1, 7)										1	0	0	0	1	0	0							
3 Evan Longoria, R OBP: 0.372, SLG: 0.515 16 Willy Aybar, S OBP: 0.311, SLG: 0.357 (1, 5)										2	0	1	0	0	0	0							
23 Carlos Pena, L OBP: 0.338, SLG: 0.437 (1, 10)										4	0	1	0	0	1	2							
20 Matt Joyce, L OBP: 0.325, SLG: 0.481 (1, 9)										2	0	0	0	2	1	1							
24 Dan Johnson, L OBP: 0.356, SLG: 0.233 (1, 3)										3	0	0	0	1	1	2							
2 B.J. Upton, R OBP: 0.324, SLG: 0.415 10 Kelly Shoppach, R OBP: 0.333 (1, 8)										2	0	0	0	0	2	3							
15 Reid Brignac, L OBP: 0.308, SLG: 0.380 (1, 6)										1	1	0	0	1	0	1							
Inning Stats	R: 1 E: 0 K: 1 S: 8	H: 1 LOB: 0 BB: 0 P: 11	R: 0 E: 0 K: 2 S: 11	H: 0 LOB: 2 BB: 1 P: 21	R: 0 E: 0 K: 2 S: 18	H: 1 LOB: 2 BB: 1 P: 25	R: 0 E: 0 K: 1 S: 11	H: 0 LOB: 0 BB: 0 P: 18	R: 0 E: 0 K: 1 S: 8	H: 0 LOB: 0 BB: 0 P: 10	R: 0 E: 0 K: 1 S: 8	H: 0 LOB: 0 BB: 0 P: 11	R: 2 E: 0 K: 0 S: 17	H: 2 LOB: 1 BB: 1 P: 30	R: 0 E: 0 K: 1 S: 11	H: 1 LOB: 1 BB: 0 P: 18		R: 0 E: 0 K: 0 S: 10	H: 1 LOB: 0 BB: 0 P: 14	1B: 4 2B: 2 3B: 0 HR: 1	SF: 0 SAC: 0 DP: 0 HBP: 0	WP: 0 PB: 1 SB: 0 CS: 0	PA: 39
PITCHER	IP WLS BF H R ER SO BB IBB HBP BLK WP HR S P ERA WHIP																						
24 Dan Haren, R ERA: 4.45 40 Kevin Jepsen, R ERA: 4.53 45 Francisco Rodriguez, R ERA: 3.57 56 Fernando Rodney, R ERA: 3.83 62 Scot Shields, R ERA: 5.48	(1, 1) (7, 1) (7, 1) (8, 1) (9, 1)	6.0 0.2 0.1 1.0 1.0	W 5 1 4 4	L 2 0 1 1	S 25 2 0 0 1	H 3 2 0 1 1	R 1 2 0 0 0	ER 1 2 0 0 0	SO 8 2 0 1 0	BB 4 0 0 0 0	IBB 0 0 0 0 0	HBP 0 0 0 0 0	BLK 0 0 0 0 0	WP 0 0 0 0 0	HR 1 15 2 11 10	S 64 15 3 18 14	P 96 27 3 18 14	ERA 1.50 27.00 0.00 0.00 0.00	WHIP 1.167 4.500 0.000 1.000 1.000				

Batter	1	2	3	4	5	6	7	8	9	AB	R	H	RBI	BB	SO	LOB	BOTTOM					
53 Bobby Abreu, L OBP: 0.353, SLG: 0.430 25 Peter Bourjos, R OBP: 0.243, SLG: 0.308 (1, 7)										3	1	0	0	1	1	1	Tampa Bay Rays @ Los Angeles Angels Angel Stadium of Anaheim, Anaheim, CA Wed Aug 25 2010, 12:38 PM - 3:57 PM PDT Att: 37,009 - Sunny - 91°F					
47 Howie Kendrick, R OBP: 0.317, SLG: 0.422 (1, 4)										6	2	5	1	0	0	0						
6 Alberto Callaspo, S OBP: 0.323, SLG: 0.408 (1, 5)										5	1	2	0	0	0	5						
48 Torii Hunter, R OBP: 0.369, SLG: 0.482 20 Juan Rivera, R OBP: 0.309, SLG: 0.415 (1, 9)										2	3	1	0	1	1	2						
55 Hideki Matsui, L OBP: 0.347, SLG: 0.439 46 Bobby Wilson, R OBP: 0.272, SLG: 0.434 (1, 10)										2	3	2	3	2	0	0						
44 Mike Napoli, R OBP: 0.320, SLG: 0.482 (1, 3)										1	0	1	0	0	0	0						
77 Reggie Willis, S OBP: 0.346, SLG: 0.313 (1, 8)										5	0	0	0	0	2	5						
5 Jeff Mathis, R OBP: 0.220, SLG: 0.304 (1, 2)										5	1	2	2	0	1	1						
3 Brandon Wood, R OBP: 0.190, SLG: 0.220 (1, 6)										4	0	1	0	0	0	2						
Inning Stats	R: 4 E: 0 K: 1 S: 15	H: 3 LOB: 1 BB: 1 P: 26	R: 0 E: 0 K: 0 S: 5	H: 0 LOB: 0 BB: 0 P: 8	R: 4 E: 0 K: 1 S: 15	H: 4 LOB: 1 BB: 1 P: 26	R: 3 E: 0 K: 1 S: 20	H: 2 LOB: 3 BB: 3 P: 38	R: 0 E: 0 K: 2 S: 16	H: 3 LOB: 0 BB: 0 P: 26	R: 1 E: 0 K: 0 S: 12	H: 2 LOB: 2 BB: 0 P: 19	R: 0 E: 0 K: 0 S: 10	H: 1 LOB: 1 BB: 0 P: 19	R: 0 E: 0 K: 0 S: 9	H: 2 LOB: 2 BB: 0 P: 15		1B: 12 2B: 4 3B: 0 HR: 1	SF: 0 SAC: 1 DP: 0 HBP: 2	WP: 2 PB: 0 SB: 1 CS: 0	PA: 48	
PITCHER	IP WLS BF H R ER SO BB IBB HBP BLK WP HR S P ERA WHIP																					
34 Jeff Niemann, R ERA: 3.67 21 Andy Sonnanstine, R ERA: 4.21 31 Lance Cormier, R ERA: 4.06	(1, 1) (4, 1) (7, 1)	3.1 2.2 2.0	L 17 9	W 6 3	R 10 2 0	R 10 2 0	ER 10 2 0	SO 10 3 0	BB 3 2 0	IBB 0 1 0	HBP 0 1 0	BLK 0 0 0	WP 0 0 1	HR 1 0 0	S 44 39 19	P 76 67 34	ERA 3.000 6.75 0.00	WHIP 3.300 3.000 1.500				

Batter	1	2	3	4	5	6	7	8	9	AB	R	H	RBI	BB	SO	LOB	TOP	
28 John Jaso, L OBP: 0.390, SLG: 0.403	G4-3		G3-6-1			E3		F9		4	0	1	0	1	0	1	Tampa Bay Rays @ Baltimore Orioles Oriole Park at Camden Yards, Baltimore, MD Sun Sep 05 2010, 1:38 PM - 4:53 PM EDT Att: 28,268 - Sunny - 73 F	
18 Ben Zobrist, S OBP: 0.351, SLG: 0.350	G3-1		HR		L3	G3-1		K		5	1	1	1	0	1	3		
13 Carl Crawford, L OBP: 0.353, SLG: 0.484	3B		P6			3 HR	BB	P5		4	1	2	0	1	0	0		
3 Evan Longoria, R OBP: 0.373, SLG: 0.514	BB		G5-3			HR	FC2-4	K		4	2	1	2	1	1	1		
20 Matt Joyce, L OBP: 0.366, SLG: 0.494	K		3B			F7	HR			3	0	1	0	0	1	2		
5 Rocco Baldelli, R OBP: 1.000, SLG: 4.000			K2-3			2 HR	K			1	1	1	2	0	0	0		
1 Sean Rodriguez, R OBP: 0.316, SLG: 0.425	G6-3									2	0	0	0	0	1	1		
15 Reid Brignac, L OBP: 0.312, SLG: 0.385	F7									1	1	1	0	0	0	0		
16 Willy Aybar, S OBP: 0.308, SLG: 0.347	K									1	0	0	0	0	1	0		
2 B.J. Upton, R OBP: 0.323, SLG: 0.414										3	1	1	2	1	0	0		
30 Dioner Navarro, S OBP: 0.285, SLG: 0.279										3	0	0	0	0	2	2		
24 Dan Johnson, L OBP: 0.347, SLG: 0.298										1	0	0	0	0	0	0		
31 Lance Cormier, R										0	0	0	0	0	0	0		
53 Joaquin Benoit, R										0	0	0	0	0	0	0		
8 Jason Bartlett, R OBP: 0.325, SLG: 0.341										4	0	2	0	0	1	0		
Inning Stats	R: 0 H: 1 E: 0 K: 1 S: 12	H: 1 LOB: 2 BB: 1 P: 23	R: 0 H: 0 E: 0 K: 1 S: 5	H: 0 LOB: 0 BB: 0 P: 7	R: 1 H: 2 E: 0 K: 0 S: 9	H: 2 LOB: 0 BB: 0 P: 12	R: 0 H: 1 E: 0 K: 1 S: 12	H: 0 LOB: 1 BB: 1 P: 22	R: 0 H: 0 E: 0 K: 0 S: 8	H: 0 LOB: 0 BB: 0 P: 12	R: 0 H: 0 E: 0 K: 2 S: 8	H: 0 LOB: 0 BB: 0 P: 12	R: 0 H: 0 E: 0 K: 2 S: 8	H: 0 LOB: 0 BB: 0 P: 12	1B: 5 2B: 1 3B: 2 HR: 4	SF: 0 SAC: 0 DP: 2 HBP: 0	WP: 1 PB: 0 SB: 0 CS: 0	PA: 40
PITCHER	IP WLS BF H R ER SO BB IBB HBP BLK WP HR S P ERA WHIP																	
24 Chris Tillman, R ERA: 7.42	5.1 23 6 3 3 4 3 0 0 0 0 2 51 87 5.06 1.688																	
43 Jim Johnson, R ERA: 6.39	0.2 B 6 4 2 2 1 0 0 0 0 0 1 14 17 27.00 6.000																	
51 Michael Gonzalez, L ERA: 4.55	1.0 H 5 1 2 2 1 1 0 0 0 0 1 1 13 22 18.00 2.000																	
55 Alfredo Simon, R ERA: 4.82	1.0 W 3 0 0 0 0 0 0 0 0 0 0 0 8 12 0.00 0.000																	
19 Koji Uehara, R ERA: 2.25	1.0 S 3 0 0 0 2 0 0 0 0 0 0 0 8 12 0.00 0.000																	

Batter	1	2	3	4	5	6	7	8	9	AB	R	H	RBI	BB	SO	LOB	BOTTOM			
1 Brian Roberts, S OBP: 0.347, SLG: 0.397	L4					K				4	2	1	1	1	1	1	Tampa Bay Rays @ Baltimore Orioles Oriole Park at Camden Yards, Baltimore, MD Sun Sep 05 2010, 1:38 PM - 4:53 PM EDT Att: 28,268 - Sunny - 73 F			
21 Nick Markakis, L OBP: 0.394, SLG: 0.423	F8					K		F8		5	1	2	2	0	1	2				
23 Ty Wigginton, R OBP: 0.320, SLG: 0.430	P3		G6-3					F7		4	0	1	0	1	0	2				
30 Luke Scott, L OBP: 0.357, SLG: 0.562	BB		F8			G4-5-3		P5		3	0	0	1	1	0	2				
18 Felix Pie, L OBP: 0.313, SLG: 0.435	BB		HR			K		K		2	1	0	0	2	2	2				
6 Corey Patterson, L OBP: 0.321, SLG: 0.415	SF8		HR			L9		K		3	1	1	3	0	1	0				
15 Craig Tatum, R OBP: 0.339, SLG: 0.296	G6-3							G1-3		3	1	1	0	1	0	2				
3 Cesar Izturis, S OBP: 0.277, SLG: 0.270			F8							3	1	2	0	1	0	1				
37 Josh Bell, S OBP: 0.230, SLG: 0.325								L8		4	1	1	1	0	2	2				
Inning Stats	R: 2 H: 2 E: 0 K: 0 S: 18	H: 1 LOB: 2 BB: 2 P: 33	R: 0 H: 1 E: 0 K: 1 S: 9	H: 1 LOB: 0 BB: 0 P: 14	R: 2 H: 2 E: 0 K: 0 S: 18	H: 2 LOB: 1 BB: 1 P: 28	R: 0 H: 0 E: 0 K: 3 S: 10	H: 0 LOB: 0 BB: 0 P: 11	R: 0 H: 1 E: 0 K: 1 S: 10	H: 1 LOB: 0 BB: 0 P: 17	R: 4 H: 3 E: 0 K: 1 S: 19	H: 3 LOB: 2 BB: 3 P: 38	R: 0 H: 1 E: 0 K: 1 S: 7	H: 1 LOB: 1 BB: 0 P: 10	R: 0 H: 0 E: 0 K: 0 S: 7	H: 0 LOB: 1 BB: 1 P: 14		1B: 9 2B: 0 3B: 0 HR: 1	SF: 2 SAC: 0 DP: 1 HBP: 0	WP: 0 PB: 0 SB: 1 CS: 0
PITCHER	IP WLS BF H R ER SO BB IBB HBP BLK WP HR S P ERA WHIP																			
40 Wade Davis, R ERA: 4.39	5.0 23 6 4 4 4 3 0 0 0 0 1 65 103 7.20 1.800																			
35 Dan Wheeler, R ERA: 3.49	0.1 L 3 0 2 2 0 2 0 0 0 0 0 0 4 13 54.00 6.000																			
55 Chad Qualls, R ERA: 7.79	0.0 B 4 3 1 1 0 1 0 0 0 0 0 0 9 14 ∞ ∞																			
36 Randy Choate, L ERA: 4.26	1.0 3 0 1 1 2 0 0 0 0 0 0 0 9 15 9.00 0.000																			
31 Lance Cormier, R ERA: 4.5	1.0 5 1 0 0 0 1 0 0 0 0 0 0 8 14 0.00 2.000																			
PITCHER	IP WLS BF H R ER SO BB IBB HBP BLK WP HR S P ERA WHIP																			
31 Lance Cormier, R ERA: 4.5	1.0 5 1 0 0 0 1 0 0 0 0 0 0 8 14 0.00 2.000																			
53 Joaquin Benoit, R ERA: 1.44	0.2 2 0 0 0 0 0 0 0 0 0 0 0 3 6 0.00 0.000																			

AB	36
R	7
H	11
RBI	7
BB	4
SO	8
LOB	10



AB	31
R	8
H	10
RBI	8
BB	7
SO	7
LOB	14



Batter	1	2	3	4	5	6	7	8	9	AB	R	H	RBI	BB	SO	LOB	TOP					
28 John Jaso, L (1, 2) OBP: 0.392, SLG: 0.404 10 Kelly Shoppach, R (9, PH) OBP: 0.300, SLG: 0.313										3	1	1	0	1	0	0						
18 Ben Zobrist, S (1, 4) OBP: 0.351, SLG: 0.354										4	0	0	0	1	1	3						
13 Carl Crawford, L (1, 7) OBP: 0.356, SLG: 0.489										5	0	0	0	0	2	4						
3 Evan Longoria, R (1, 5) OBP: 0.371, SLG: 0.513										2	0	0	1	1	0	0						
23 Carlos Pena, L (1, 3) OBP: 0.330, SLG: 0.423										4	0	1	0	0	0	2						
20 Matt Joyce, L (1, 9) OBP: 0.366, SLG: 0.488										4	1	2	0	0	0	1						
11 Brad Hawpe, L (1, 10) OBP: 0.343, SLG: 0.432										3	2	1	0	1	0	2						
2 B.J. Upton, R (1, 8) OBP: 0.324, SLG: 0.427										4	1	1	3	0	2	1						
8 Jason Bartlett, R (1, 6) OBP: 0.326, SLG: 0.350										4	0	1	1	0	1	0						
Inning Stats	R: 1 E: 1 K: 0 S: 15	H: 1 LOB: 1 BB: 0 P: 20	R: 3 E: 0 K: 1 S: 20	H: 3 LOB: 0 BB: 23 P: 23	R: 0 E: 0 K: 0 S: 7	H: 0 LOB: 0 BB: 8 P: 8	R: 1 E: 0 K: 2 S: 15	H: 1 LOB: 2 BB: 2 P: 27	R: 0 E: 0 K: 1 S: 8	H: 1 LOB: 1 BB: 0 P: 8	R: 0 E: 0 K: 1 S: 8	H: 0 LOB: 0 BB: 10 P: 10	R: 0 E: 0 K: 1 S: 10	H: 0 LOB: 0 BB: 14 P: 14	R: 0 E: 0 K: 0 S: 6	H: 1 LOB: 1 BB: 1 P: 14	R: 0 E: 0 K: 0 S: 8	H: 1 LOB: 2 BB: 1 P: 12	1B: 5 2B: 2 HR: 1	SF: 1 SAC: 0 HBP: 0	WP: 0 PB: 1 SB: 0 CS: 0	PA: 39
PITCHER	IP WLS BF H R ER SO BB IBB HBP BLK WP HR S P ERA WHIP																					
49 Tim Wakefield, R (1, 1) ERA: 5.26	5.0 W 24 6 5 4 4 2 0 0 0 0 0 1 65 86 7.20 1.600																					
48 Scott Atchison, R (6, 1) ERA: 3.75	2.0 H 6 0 0 0 2 0 0 0 0 0 0 0 18 24 0.00 0.000																					
51 Daniel Bard, R (8, 1) ERA: 1.77	1.0 G 4 1 0 0 0 1 0 0 0 0 0 0 6 14 0.00 2.000																					
37 Hideki Okajima, L (9, 1) ERA: 5.15	1.0 5 1 0 0 0 1 0 0 0 0 0 0 8 12 0.00 2.000																					

Tampa Bay Rays @ Boston Red Sox
Fenway Park, Boston, MA
Wed Sep 08 2010, 7:11 PM - 10:27 PM EDT
Att: 37,757 - Partly Cloudy - 77 F

AB 34
R 5
H 8
RBI 5
BB 4
SO 6
LOB 13

Batter	1	2	3	4	5	6	7	8	9	AB	R	H	RBI	BB	SO	LOB	BOTTOM			
10 Marco Scutaro, R (1, 6) OBP: 0.333, SLG: 0.386 72 Yamaico Navarro, R (8, 6) OBP: 0.136, SLG: 0.100										5	3	4	3	0	0	0				
7 J.D. Drew, L (1, 9) OBP: 0.345, SLG: 0.442 3 Eric Patterson, L (6, FR) OBP: 0.281, SLG: 0.436										4	0	1	0	0	1	2				
41 Victor Martinez, S (1, 2) OBP: 0.342, SLG: 0.473 36 Kevin Cash, R (9, 2) OBP: 0.248, SLG: 0.245										4	1	2	2	1	0	0				
34 David Ortiz, L (1, 10) OBP: 0.366, SLG: 0.531										3	3	1	1	2	0	4				
29 Adrián Beltré, R (1, 5) OBP: 0.365, SLG: 0.562										4	1	2	2	1	0	3				
55 Ryan Kalish, L (1, 8) OBP: 0.292, SLG: 0.398										5	1	1	1	0	0	4				
68 Josh Reddick, L (1, 7) OBP: 0.273, SLG: 0.375										5	1	3	0	0	1	1				
22 Bill Hall, R (1, 4) OBP: 0.308, SLG: 0.459										5	0	0	0	0	1	3				
78 Lars Anderson, L (1, 3) OBP: 0.333, SLG: 0.250										4	1	2	1	0	1	2				
Inning Stats	R: 0 E: 0 K: 1 S: 7	H: 0 LOB: 0 BB: 0 P: 10	R: 2 E: 0 K: 0 S: 17	H: 2 LOB: 1 BB: 1 P: 30	R: 2 E: 0 K: 0 S: 17	H: 3 LOB: 1 BB: 0 P: 25	R: 0 E: 0 K: 0 S: 12	H: 3 LOB: 2 BB: 0 P: 20	R: 3 E: 1 K: 1 S: 20	H: 2 LOB: 1 BB: 1 P: 31	R: 1 E: 0 K: 0 S: 11	H: 3 LOB: 3 BB: 1 P: 22	R: 3 E: 0 K: 0 S: 16	H: 4 LOB: 2 BB: 1 P: 27	R: 0 E: 0 K: 2 S: 13	H: 0 LOB: 0 BB: 0 P: 19	1B: 9 2B: 4 3B: 0 HR: 5	SF: 0 SAC: 0 DP: 1 HBP: 0	WP: 1 PB: 0 SB: 0 CS: 0	PA: 44
PITCHER	IP WLS BF H R ER SO BB IBB HBP BLK WP HR S P ERA WHIP																			
22 Matt Garza, R (1, 1) ERA: 3.88	4.1 L 23 9 6 6 1 1 2 0 0 0 0 0 0 9 13 13.50 3.000																			
55 Chad Qualls, R (5, 1) ERA: 7.87	0.2 5 2 2 1 1 0 0 0 0 0 0 0 9 13 13.50 3.000																			
36 Randy Choate, L (6, 1) ERA: 4.38	1.0 6 3 1 1 0 0 1 0 0 0 1 0 11 20 9.00 3.000																			
50 Grant Balfour, R (7, 1) ERA: 2.58	0.1 5 3 2 2 0 1 0 0 0 0 1 0 10 19 54.00 12.000																			
31 Lance Cormier, R (7, 1) ERA: 4.29	1.1 4 0 0 0 0 1 0 0 0 0 0 0 13 18 0.00 0.000																			

Tampa Bay Rays @ Boston Red Sox
Fenway Park, Boston, MA
Wed Sep 08 2010, 7:11 PM - 10:27 PM EDT
Att: 37,757 - Partly Cloudy - 77 F

AB 40
R 11
H 17
RBI 10
BB 4
SO 4
LOB 19

Batter	1	2	3	4	5	6	7	8	9	AB	R	H	RBI	BB	SO	LOB	TOP																	
2 B.J. Upton, R OBP: 0.323, SLG: 0.429										4	0	1	1	0	0	1	Tampa Bay Rays @ Toronto Blue Jays Rogers Centre, Toronto, ON Sun Sep 12 2010, 1:11 PM - 4:12 PM EDT Att: 14,658 - Cloudy - 66 F																	
8 Jason Bartlett, R OBP: 0.324, SLG: 0.351										5	0	0	0	0	2	3																		
1 Sean Rodriguez, R OBP: 0.312, SLG: 0.411										3	1	1	0	0	1	0																		
13 Carl Crawford, L OBP: 0.357, SLG: 0.494										1	0	0	0	0	0	1																		
3 Evan Longoria, R OBP: 0.374, SLG: 0.514										3	2	2	0	1	0	0																		
5 Rocco Baldelli, R OBP: 0.321, SLG: 0.500										4	0	0	0	0	1	4																		
18 Ben Zobrist, S OBP: 0.359, SLG: 0.373										3	0	2	2	1	0	0																		
30 Dioner Navarro, S OBP: 0.343, SLG: 0.270																																		
10 Kelly Shoppach, R OBP: 0.302, SLG: 0.326										3	0	0	0	0	0	5																		
11 Brad Hawpe, L OBP: 0.343, SLG: 0.437										3	1	0	0	1	2	3																		
23 Carlos Pena, L OBP: 0.330, SLG: 0.421										0	0	0	0	0	0	0																		
8 Desmond Jennings, R OBP: 0.333, SLG: 0.384										4	0	2	0	0	1	0																		
Inning Stats	R: 0 E: 0 K: 1 S: 7	H: 0 LOB: 0 BB: 0 P: 12	R: 0 E: 0 K: 2 S: 13	H: 0 LOB: 2 BB: 2 P: 24	R: 0 E: 0 K: 0 S: 8	H: 0 LOB: 0 BB: 0 P: 13	R: 1 E: 0 K: 0 S: 10	H: 2 LOB: 1 BB: 0 P: 16	R: 0 E: 0 K: 2 S: 12	H: 1 LOB: 1 BB: 0 P: 16	R: 2 E: 0 K: 1 S: 16	H: 3 LOB: 1 BB: 0 P: 26	R: 0 E: 0 K: 1 S: 16	H: 1 LOB: 0 BB: 0 P: 20	R: 0 E: 0 K: 0 S: 9	H: 0 LOB: 0 BB: 0 P: 14		R: 1 E: 0 K: 0 S: 9	H: 1 LOB: 1 BB: 1 P: 20	1B: 5 2B: 3 3B: 0 HR: 0	SF: 1 SAC: 0 DP: 0 HBP: 0	WP: 2 PB: 1 SB: 2 CS: 0	PA: 38											
PITCHER	IP WLS BF H R ER SO BB IBB HBP BLK WP HR S P ERA WHIP																																	
28 Shaun Marcum, R ERA: 3.58	(1, 1)	6.0	26	6	3	3	6	2	0	0	0	0	1	0	66	107	4.50	1.333																
43 Jesse Carlson, L ERA: 3.95	(7, 1)	0.0	1	1	0	0	0	0	0	0	0	0	0	0	3	3	∞	∞																
54 Jason Frasor, R ERA: 4.07	(7, 1)	0.2	2	0	0	0	1	0	0	0	0	0	1	0	10	14	0.00	0.000																
37 Scott Downs, L ERA: 2.63	(7, 1)	1.1	4	0	0	0	0	0	0	0	0	0	0	12	17	0.00	0.000																	
63 Kevin Gregg, R ERA: 3.29	(9, 1)	1.0	W	5	1	1	1	0	1	0	0	0	0	0	9	20	9.00	2.000																
Batter	1	2	3	4	5	6	7	8	9	AB	R	H	RBI	BB	SO	LOB	BOTTOM																	
1 Dewayne Wise, L OBP: 0.288, SLG: 0.420										3	0	0	0	1	2	2	Tampa Bay Rays @ Toronto Blue Jays Rogers Centre, Toronto, ON Sun Sep 12 2010, 1:11 PM - 4:12 PM EDT Att: 14,658 - Cloudy - 66 F																	
5 Yunel Escobar, R OBP: 0.339, SLG: 0.329										4	0	0	0	0	1	1																		
19 José Bautista, R OBP: 0.383, SLG: 0.616										4	1	1	0	0	0	0																		
10 Vernon Wells, R OBP: 0.329, SLG: 0.514										2	1	1	0	2	0	0																		
35 Lyle Overbay, L OBP: 0.334, SLG: 0.445										4	1	1	0	0	2	2																		
2 Aaron Hill, R OBP: 0.281, SLG: 0.405										4	1	1	1	0	1	2																		
26 Adam Lind, L OBP: 0.284, SLG: 0.416										2	1	1	2	2	0	1																		
14 John Buck, R OBP: 0.302, SLG: 0.490										2	0	0	1	0	2	1																		
45 Travis Snider, L OBP: 0.297, SLG: 0.430										3	0	0	0	0	0	2																		
Inning Stats	R: 0 E: 0 K: 1 S: 7	H: 0 LOB: 0 BB: 0 P: 9	R: 0 E: 0 K: 2 S: 9	H: 0 LOB: 1 BB: 1 P: 18	R: 0 E: 0 K: 1 S: 12	H: 0 LOB: 1 BB: 1 P: 18	R: 3 E: 1 K: 1 S: 9	H: 2 LOB: 2 BB: 2 P: 20	R: 0 E: 0 K: 1 S: 13	H: 0 LOB: 0 BB: 1 P: 24	R: 0 E: 0 K: 1 S: 6	H: 0 LOB: 0 BB: 0 P: 9	R: 0 E: 0 K: 1 S: 5	H: 1 LOB: 1 BB: 0 P: 9	R: 2 E: 0 K: 0 S: 5	H: 2 LOB: 0 BB: 0 P: 5		1B: 3 2B: 2 3B: 0 HR: 1	SF: 1 SAC: 0 DP: 1 HBP: 0	WP: 1 PB: 0 SB: 0 CS: 1	PA: 34													
PITCHER	IP WLS BF H R ER SO BB IBB HBP BLK WP HR S P ERA WHIP																																	
34 Jeff Niemann, R ERA: 4.32	(1, 1)	5.0	22	2	3	3	5	4	0	0	0	0	1	0	42	73	5.40	1.200																
36 Randy Choate, L ERA: 4.51	(6, 1)	0.2	3	0	0	0	0	1	0	0	0	0	0	10	18	0.00	1.500																	
50 Grant Balfour, R ERA: 2.51	(6, 1)	1.1	4	0	0	0	2	0	0	0	0	0	0	9	15	0.00	0.000																	
53 Joaquin Benoit, R ERA: 1.55	(8, 1)	1.0	3	1	0	0	1	0	0	0	0	0	0	5	9	0.00	1.000																	
29 Rafael Soriano, R ERA: 1.95	(9, 1)	0.0	L	2	2	2	0	0	0	0	0	0	0	1	5	5	∞	∞																
Tampa Bay Rays @ Toronto Blue Jays																																		

Batter	1	2	3	4	5	6	7	8	9	10	11	AB	R	H	RBI	BB	SO	LOB	TOP			
2 Derek Jeter, R OBP: 0.328, SLG: 0.367	(1,6) F SI 93 0-1 X FF 94 24 G4-6-3 1B			(1,1) C SI 92 1-1 B FF 94 F9			(2,2) C FF 94 2-2 B FF 96 F9 G5-3			(2,0) B FC 92 2-0 X FC 90 F8		(1,1) C FF 92 1-1 X FF 91 F9	5	0	1	0	0	0	1			
24 Robinson Cano, L OBP: 0.376, SLG: 0.534	(1,4) X SI 95 0-0 G4-6-3			(3,2) C FF 96 3-2 B FF 96 F8			(0,0) X KC 77 0-0 25 BB 1B			(2,1) B FC 90 2-1 B FC 90 F8			4	0	1	0	0	0	1			
25 Mark Teixeira, S OBP: 0.370, SLG: 0.490	(1,3) C FF 96 2-2 B SI 97 G5-3			(0,0) X SI 96 0-0 G6-3			(4,0) 1 SAFE D CH 84 B SI 94 1 SAFE B SI 95 BB			(3,2) S FC 93 3-2 B SI 93 G4-3			3	0	0	0	1	0	0			
13 Alex Rodriguez, R OBP: 0.337, SLG: 0.488		(1,2) C FF 95 1-2 B FF 95 F8 G4-3			(1,1) S CH 83 1-1 B FF 94 F7			(0,2) C SI 95 0-2 X FF 97 F4			(0,1) F FF 95 0-1 X FF 94 F7			4	0	0	0	0	2			
38 Marcus Thames, R (1,10) 17 Lance Berkman, S (10, PH) 11 Brett Gardner, L (10, PR)	(1,10) B FF 95 1-1 S SI 96 G4-3			(2,2) B SI 95 2-2 F SI 95 F7			(2,1) T SI 95 2-1 B FF 96 F8			(4,2) B FF 94 4-2 B CH 85 C FF 95 F8 BB 26 CS			3	0	0	0	0	0	2			
20 Jorge Posada, S OBP: 0.361, SLG: 0.474	(1,2) B FF 97 1-3 S SI 97 K			(4,1) B SI 96 4-1 B KC 79 BB 26 CS			(1,1) F FF 92 1-1 B SI 94 E4 26 G6-4-3			(0,1) C FF 93 0-1 X FF 93 F8			3	0	0	0	1	1	1			
26 Austin Kearns, R OBP: 0.350, SLG: 0.405			(2,3) B SI 94 2-3 B SI 95 K		(1,0) B CH 84 1-0 X CH 84 F8			(1,0) B SI 93 1-0 X SI 95 G6-4-3			(2,2) B FF 93 2-2 F FF 92 CS			4	0	1	0	0	1			
14 Curtis Granderson, L (1,8)	(1,3) C FF 96 1-3 C FF 97 K			(0,3) F SI 95 0-3 S FF 96 K			(3,2) B FF 96 3-2 C FF 96 K			(2,0) B FF 91 2-0 F SI 91 SH3			3	0	1	0	0	2	0			
27 Greg Colson, R (1,9) 33 Nick Swisher, S (8, PH) 22 Colin Curtis, L (8,9)	(1,9) B SI 95 2-0 X SI 96 G5-3			(2,2) B SI 94 2-2 S SI 94 F9			(3,2) 1 SAFE C SI 95 3-2 1 SAFE C SI 96 G5-3			(0,0) X FF 91 0-0 F8			2	0	0	0	0	0	0			
Inning Stats	R: 0 E: 0 K: 0 S: 7	H: 1 LOB: 0 BB: 0 P: 9	R: 0 E: 0 K: 1 S: 8	H: 0 LOB: 0 BB: 0 P: 11	R: 0 E: 0 K: 2 S: 8	H: 0 LOB: 0 BB: 0 P: 13	R: 0 E: 0 K: 0 S: 9	H: 0 LOB: 0 BB: 0 P: 13	R: 0 E: 0 K: 0 S: 10	H: 1 LOB: 2 BB: 1 P: 18	R: 0 E: 0 K: 0 S: 11	H: 1 LOB: 1 BB: 1 P: 21	R: 0 E: 0 K: 0 S: 6	H: 0 LOB: 0 BB: 0 P: 13	R: 0 E: 0 K: 0 S: 6	H: 0 LOB: 1 BB: 1 P: 11	R: 0 E: 0 K: 0 S: 7	H: 1 LOB: 1 BB: 0 P: 12	1B: 4 2B: 0 3B: 0 HR: 0	SF: 0 SAC: 1 DP: 2 HBP: 0	WP: 0 PB: 0 CS: 2	PA: 39
PITCHER	IP ERA WHIP	WLS 2.75	BF 27	H 3	R 0	ER 0	SO 4	BB 0	IBB 0	HBP 0	BLK 0	WP 0	HR 0	S 6	P 114	ERA 0.00	WHIP 0.625					
14 David Price, L (1,1) 29 Rafael Soriano, R (9,1) 53 Joaquin Benoit, R (10,1) 50 Grant Balfour, R (11,1)	IP ERA WHIP	WLS 1.0	BF 3	H 0	R 0	ER 0	SO 0	BB 0	IBB 0	HBP 0	BLK 0	WP 0	HR 0	S 6	P 11	ERA 0.00	WHIP 1.000					

New York Yankees @ Tampa Bay Rays
Tropicana Field, St. Petersburg, FL
Mon Sep 13 2010, 7:11 PM - 10:39 PM EDT
Att: 26,907 - Dome - 72 F

livebaseballscorecards.com
AB 33
R 0
H 4
RBI 0
BB 3
SO 4
LOB 10





Batter	1	2	3	4	5	6	7	8	9	10	11	AB	R	H	RBI	BB	SO	LOB	BOTTOM					
2 B.J. Upton, R OBP: 0.324, SLG: 0.426	(1,8) B FF 91 1-0 X SI 92 P3			(4,2) B SI 91 4-2 B SI 92 BB			(2,1) S SL 81 2-1 B SI 92 P3			(2,3) B CH 86 2-3 B SI 91 K			3	0	0	0	2	1	2					
8 Jason Bartlett, R (1,6) 11 Brad Hawpe, L (10, PH)	(1,6) C SI 82 2-2 B SI 82 F9			(1,2) B SI 81 1-2 X FF 92 L4			(3,1) C CH 87 3-1 B SI 84 G6-3			(1,2) B SI 94 1-2 C SI 83 FC6-4			4	0	0	0	0	0	4					
13 Carl Crawford, L (1,7) 15 Reid Brignac, L (10,4)	(1,7) S SL 81 1-2 B FF 92 G6-3			(2,3) B SI 91 2-3 C FF 92 K			(2,3) C SI 92 2-3 B SI 91 K			(2,3) B SL 88 2-3 C SI 92 K			4	0	0	0	0	3	0					
3 Evan Longoria, R (1,5) 18 Ben Zobrist, S (1,9)		(3,3) B CU 78 3-3 B SI 93 K		(2,0) B CH 87 2-0 X CH 87 G6-3			(1,1) B SI 93 1-1 X CH 87 G5-3			(1,3) C CU 76 1-3 B FF 95 K			4	0	0	0	0	2	0					
23 Carlos Pena, L (1,3)			(0,3) F SI 93 0-3 C SI 94 K				(4,2) B CH 87 4-2 B CH 87 F9			(1,0) B SI 91 1-0 X FF 94 L4			3	0	0	0	1	0	0					
1 Sean Rodriguez, R (1,4) 20 Matt Joyce, L (10, PH)	(1,4) B FF 92 3-3 F SI 91 K			(3,3) C CU 76 3-3 F SI 94 K			(0,0) X CH 86 0-0 30 SH3 1B			(3,3) C CH 88 3-3 B CH 87 K			3	0	1	0	0	2	0					
16 Willy Aybar, S (1,10) 30 Dioner Navarro, S (8, PH)	(1,10) B CU 76 3-2 C SI 93 G6-3			(1,3) G SI 92 1-3 C SI 82 K			(1,0) 1 SAFE B SI 92 1-0 SH3			(4,1) B FF 92 4-1 S CH 88 K			2	0	0	0	0	1	0					
10 Kelly Shoppach, R (1,2) 8 Delmonico Williams, R (8, PR) 29 Rafael Soriano, R (8,1) 53 Joaquin Benoit, R (10,1) 24 Dan Johnson, L (10, PR) 50 Grant Balfour, R (11,1)	(1,2) F FF 93 0-2 C SL 82 X FF 95 2 BB 1B			(0,2) F FF 93 0-2 C SL 82 X SI 92 G5-3			(1,0) B CH 86 1-0 X SI 92 G5-3			(1,0) H SI 83 1-0 B CH 86 FC6-4 HBP			2	0	1	0	0	0	0					
Inning Stats	R: 0 E: 0 K: 0 S: 7	H: 0 LOB: 0 BB: 0 P: 11	R: 0 E: 0 K: 2 S: 8	H: 0 LOB: 0 BB: 0 P: 12	R: 0 E: 0 K: 1 S: 16	H: 1 LOB: 2 BB: 1 P: 27	R: 0 E: 0 K: 1 S: 10	H: 0 LOB: 0 BB: 0 P: 14	R: 0 E: 0 K: 3 S: 10	H: 0 LOB: 2 BB: 1 P: 11	R: 0 E: 0 K: 1 S: 11	H: 0 LOB: 1 BB: 1 P: 18	R: 0 E: 0 K: 1 S: 10	H: 0 LOB: 0 BB: 0 P: 11	R: 0 E: 0 K: 2 S: 7	H: 0 LOB: 0 BB: 0 P: 11	R: 0 E: 0 K: 3 S: 19	H: 1 LOB: 3 BB: 2 P: 36	R: 1 E: 0 K: 0 S: 3	H: 1 LOB: 0 BB: 0 P: 6	1B: 3 2B: 0 3B: 0 HR: 1	SF: 0 SAC: 1 DP: 0 HBP: 1	WP: 0 PB: 0 CS: 0	PA: 39
PITCHER	IP ERA WHIP	WLS 3.03	BF 29	H 2	R 0	ER 0	SO 9	BB 2	IBB 0	HBP 1	BLK 0	WP 0	HR 0	S 77	P 119	ERA 0.00	WHIP 0.500							
52 CC Sabathia, L (1,1) 39 Kerry Wood, R (9,1) 48 Boone Logan, L (10,1) 41 Chad Gaudin, R (10,1) 45 Sergio Mitre, R (11,1)	IP ERA WHIP	WLS 1.0	BF 3	H 0	R 0	ER 0	SO 2	BB 0	IBB 0	HBP 0	BLK 0	WP 0	HR 0	S 6	P 11	ERA 0.00	WHIP 0.000							

New York Yankees @ Tampa Bay Rays
Tropicana Field, St. Petersburg, FL
Mon Sep 13 2010, 7:11 PM - 10:39 PM EDT
Att: 26,907 - Dome - 72 F

livebaseballscorecards.com
AB 33
R 1
H 4
RBI 1
BB 4
SO 14
LOB 10



Batter	1	2	3	4	5	6	7	8	9	10	AB	R	H	RBI	BB	SO	LOB	TOP						
2 Derek Jeter, R OBP: 0.329, SLG: 0.369	(1,6) G4-3		(1,4) 14 2B 25 SF8 BB				(1,3) G1-3			(1,0) 1B	5	1	2	0	1	1	3	<p>New York Yankees @ Tampa Bay Rays</p> <p>Tropicana Field, St. Petersburg, FL</p> <p>Tue Sep 14 2010, 7:12 PM - 10:55 PM EDT</p> <p>Att. 28,713 - Dome - 72 F</p> <p>livebaseballscorecards.com</p> <p>AB 42 R 8 H 13 RBI 8 BB 6 SO 10 LOB 24</p> 						
14 Curtis Granderson, L OBP: 0.322, SLG: 0.444	(1,8) 2B		(1,1) 13 1B 13 1B	(3,3) G4-3			(2,3) K			(0,3) K	5	2	2	0	1	2	2							
25 Mark Teixeira, S OBP: 0.368, SLG: 0.487	(1,3) P2		(0,0) SF8		(1,2) P2		(1,1) 1B			(1,1) F7	5	0	1	1	0	0	2							
13 Alex Rodriguez, R OBP: 0.337, SLG: 0.492	(1,5) F8		(2,0) 24 HR 1B		(3,1) HR		(2,2) FC6-4 1B			(0,3) K	6	2	2	2	0	1	4							
24 Robinson Cano, L OBP: 0.330, SLG: 0.543	(1,4) 17 1B		(3,2) 17 1B HR		(4,0) 22 BB 26 1B 17 BB		(3,1) 2B			(1,1) G4-3	4	2	3	3	1	0	0							
17 Lance Berkman, S OBP: 0.375, SLG: 0.426	(1,10) 17 FC6-4 1B		(1,3) K		(2,1) P5		(4,0) IBB			(0,1) G4-3	4	0	1	0	1	1	1							
26 Austin Kearns, R OBP: 0.349, SLG: 0.402	(1,7) K		(3,2) K		(1,1) 17 BB 22 BB		(0,3) K			(1,3) K	5	0	1	0	0	4	5							
11 Brett Gardner, L OBP: 0.388, SLG: 0.379	(10,7) K		(1,3) K		(1,2) 17 BB 22 BB		(1,2) K			(2,1) P5	3	0	0	0	1	1	5							
22 Colin Curtis, L OBP: 0.291, SLG: 0.340	(9,PH) K		(2,2) F8		(4,0) 17 BB BB		(0,0) F8			(2,1) P5	1	0	0	0	0	0	0							
53 Juan Miranda, L OBP: 0.294, SLG: 0.435	(9,9) K		(1,1) FC6-4		(4,1) F9		(3,2) G5-3			(2,0) HR	3	0	0	1	1	0	2							
27 Greg Golson, R OBP: 0.231, SLG: 0.308	(10,PH) FC6-4		(0,0) F9		(1,2) BB		(1,2) G5-3				1	1	1	1	0	0	0							
17 Francisco Cervelli, R OBP: 0.346, SLG: 0.320	(10,PH) FC6-4		(1,1) F9		(1,2) BB		(3,2) G5-3				3	0	0	1	1	0	2							
20 Jorge Posada, S OBP: 0.363, SLG: 0.484	(10,2) FC6-4		(1,1) F9		(1,2) BB		(3,2) G5-3				1	1	1	1	0	0	0							
Inning Stats	R: 0 E: 0 K: 0 S: 9	H: 1 LOB: 1 BB: 0 P: 16	R: 0 E: 0 K: 2 S: 12	H: 2 LOB: 2 BB: 0 P: 17	R: 4 E: 0 K: 2 S: 16	H: 3 LOB: 0 BB: 1 P: 30	R: 0 E: 0 K: 0 S: 8	H: 1 LOB: 1 BB: 0 P: 13	R: 2 E: 0 K: 1 S: 13	H: 2 LOB: 3 BB: 3 P: 33	R: 1 E: 0 K: 1 S: 12	H: 2 LOB: 3 BB: 2 P: 26	R: 0 E: 0 K: 1 S: 9	H: 0 LOB: 0 BB: 0 P: 14	R: 0 E: 0 K: 0 S: 6	H: 0 LOB: 0 BB: 0 P: 8	R: 0 E: 0 K: 1 S: 7	H: 0 LOB: 0 BB: 0 P: 10	R: 1 E: 0 K: 2 S: 11	H: 2 LOB: 1 BB: 0 P: 15	1B: 6 2B: 4 3B: 0 HR: 3	SF: 1 SAC: 0 DP: 0 HBP: 0	WP: 0 PB: 1 SB: 0 CS: 0	PA: 49
PITCHER	IP WLS BF H R ER SO BB IBB HBP BLK WP HR S P ERA WHIP	22 Matt Garza, R ERA: 3.88	4.2 9 6 6 4 2 0 0 0 0 0 0 2 54 96 11.57 2.357	57 Jake McGee, L ERA: 27.0	0.1 4 0 1 1 1 3 0 0 0 0 0 0 4 17 27.00 9.000	58 Jeremy Hellickson, R ERA: 3.3	0.1 B 4 2 0 0 1 0 0 0 0 0 0 7 17 0.00 6.000	55 Chad Qualls, R ERA: 7.57	1.2 5 0 0 0 2 0 0 0 0 0 0 0 14 19 0.00 0.000	53 Joaquin Benoit, R ERA: 1.49	1.0 3 0 0 0 0 0 0 0 0 0 0 0 6 8 0.00 0.000	PITCHER	IP WLS BF H R ER SO BB IBB HBP BLK WP HR S P ERA WHIP	29 Rafael Soriano, R ERA: 1.88	1.0 3 0 0 0 1 0 0 0 0 0 0 0 0 7 10 0.00 0.000	35 Dan Wheeler, R ERA: 3.53	0.0 L 2 2 1 1 0 0 0 0 0 0 0 1 2 5 ∞ ∞	31 Lance Cormier, R ERA: 4.21	1.0 3 0 0 0 2 0 0 0 0 0 0 0 0 9 10 0.00 0.000					

Batter	1	2	3	4	5	6	7	8	9	10	AB	R	H	RBI	BB	SO	LOB	BOTTOM						
28 John Jaso, L OBP: 0.387, SLG: 0.397	(1,2) P4		(2,2) L8		(2,1) 18 1B 3 1B 1B		(2,2) K			(3,2) G1-3	5	1	1	1	0	1	0	<p>New York Yankees @ Tampa Bay Rays</p> <p>Tropicana Field, St. Petersburg, FL</p> <p>Tue Sep 14 2010, 7:12 PM - 10:55 PM EDT</p> <p>Att. 28,713 - Dome - 72 F</p> <p>livebaseballscorecards.com</p> <p>AB 37 R 7 H 8 RBI 7 BB 4 SO 9 LOB 9</p> 						
18 Ben Zobrist, S OBP: 0.355, SLG: 0.367	(1,4) F9		(0,0) P2		(1,2) G1-3		(3,2) P6			(3,2) F8	5	0	0	0	0	0	1							
13 Carl Crawford, L OBP: 0.350, SLG: 0.491	(1,7) 3 BB 1B		(1,1) G4-3		(4,1) 20 1B BB		(3,3) K			(1,0) 20 F9-5 1B	4	1	2	0	1	1	0							
3 Evan Longoria, R OBP: 0.372, SLG: 0.508	(1,5) BB BB		(0,0) F8		(0,1) 20 1B HR 1B		(1,3) K			(1,0) F8	4	1	1	1	1	1	1							
20 Matt Joyce, L OBP: 0.362, SLG: 0.474	(1,9) P5		(2,3) K2-3		(1,0) 16 HR 1B		(3,3) P3			(3,2) F9-5	5	1	1	1	0	1	3							
24 Dan Johnson, L OBP: 0.376, SLG: 0.369	(1,10) G3-1		(1,1) G3-1		(1,2) 26 1B 2B		(1,3) K			(4,1) BB	2	0	0	0	0	0	0							
16 Willy Aybar, S OBP: 0.310, SLG: 0.357	(6,10) G3-1		(4,2) FC6-4 BB		(0,0) P4		(1,3) K			(4,1) BB	2	1	1	3	0	1	0							
23 Carlos Pena, L OBP: 0.331, SLG: 0.424	(1,3) G3-1		(1,2) FC6-4 BB		(0,0) P4		(1,3) K			(4,1) BB	2	1	1	1	2	1	0							
2 B.J. Upton, R OBP: 0.324, SLG: 0.427	(1,8) FC6-4		(1,2) FC6-4		(0,1) G6-3		(3,3) K			(3,2) K	4	1	1	0	0	1	2							
15 Reid Brignac, L OBP: 0.308, SLG: 0.387	(1,6) G3-1		(1,1) G3-1		(1,3) K		(0,2) P4			(2,3) K	4	0	0	0	0	2	2							
Inning Stats	R: 0 E: 0 K: 0 S: 9	H: 1 LOB: 2 BB: 1 P: 18	R: 0 E: 1 K: 0 S: 9	H: 0 LOB: 1 BB: 1 P: 16	R: 0 E: 0 K: 0 S: 6	H: 0 LOB: 0 BB: 0 P: 9	R: 0 E: 0 K: 1 S: 5	H: 0 LOB: 0 BB: 0 P: 7	R: 7 E: 0 K: 2 S: 21	H: 6 LOB: 0 BB: 1 P: 32	R: 0 E: 0 K: 1 S: 7	H: 0 LOB: 0 BB: 0 P: 9	R: 0 E: 0 K: 2 S: 12	H: 0 LOB: 0 BB: 0 P: 19	R: 0 E: 0 K: 2 S: 9	H: 0 LOB: 1 BB: 1 P: 17	R: 0 E: 0 K: 1 S: 9	H: 0 LOB: 0 BB: 0 P: 17	R: 0 E: 0 K: 0 S: 5	H: 1 LOB: 0 BB: 0 P: 10	1B: 5 2B: 2 3B: 0 HR: 2	SF: 0 SAC: 0 DP: 1 HBP: 0	WP: 0 PB: 0 SB: 1 CS: 0	PA: 41
PITCHER	IP WLS BF H R ER SO BB IBB HBP BLK WP HR S P ERA WHIP	47 Ivan Nova, R ERA: 4.3	4.2 6 6 6 2 3 0 0 0 0 0 0 1 44 74 11.57 1.929	48 Boone Logan, L ERA: 2.45	1.1 5 1 1 1 2 0 0 0 0 0 0 1 13 17 6.75 0.750	62 Joba Chamberlain, R ERA: 4.68	1.0 3 0 0 0 2 0 0 0 0 0 0 0 12 19 0.00 0.000	39 Kerry Wood, R ERA: 3.32	1.0 W 3 0 0 0 1 0 0 0 0 0 0 9 17 0.00 0.000	30 David Robertson, R ERA: 3.69	1.0 W 3 0 0 0 1 0 0 0 0 0 0 9 17 0.00 0.000	PITCHER	IP WLS BF H R ER SO BB IBB HBP BLK WP HR S P ERA WHIP	42 Mariano Rivera, R ERA: 1.33	1.0 S 3 1 0 0 0 0 0 0 0 0 0 5 10 0.00 1.000									

Batter	1	2	3	4	5	6	7	8	9	10	AB	R	H	RBI	BB	SO	LOB	TOP				
77 Reggie Willits, S OBP: 0.344, SLG: 0.303	(1, 7) P3		(2, 2) G6-3			(0, 1) G4-3		(4, 2) CS BB		(2, 2) F7	4	0	0	0	1	0	0					
18 Kevin Frandsen, R OBP: 0.316, SLG: 0.345	(1, 5) G6-3			(0, 0) G6-3		(1, 1) L6		(2, 3) SAFE K		(1, 2) G4-3	3	0	0	0	0	0	0					
6 Alberto Callaspo, S OBP: 0.306, SLG: 0.382	(8, 5) G6-3							(1, 2) K			2	0	0	0	0	1	1					
48 Tori Hunter, R OBP: 0.362, SLG: 0.479	(1, 10) F8			(4, 2) BB				(0, 2) F9		(1, 3) K	3	0	0	0	1	1	0					
44 Mike Napoli, R OBP: 0.321, SLG: 0.486	(1, 3) K			(1, 0) F8				(4, 2) 47 1B BB		(4, 0) 47 WP BB	2	1	0	0	2	1	1					
47 Howie Kendrick, R OBP: 0.309, SLG: 0.402	(1, 4) G4-3			(0, 1) F8				(1, 1) 20 HR BB		(3, 1) F9	4	1	1	0	0	0	2					
20 Juan Rivera, R OBP: 0.307, SLG: 0.403	(1, 9) 1B			(2, 1) F8				(1, 2) 20 HR 1B		(4, 1) F9	3	1	2	3	1	0	0					
3 Brandon Wood, R OBP: 0.183, SLG: 0.229	(1, 6) K			(1, 2) K				(1, 2) 5 WP 2B		(3, 3) K	4	0	1	0	0	3	3					
5 Jeff Mathis, R OBP: 0.212, SLG: 0.275	(1, 2) K			(0, 3) K				(1, 3) K		(0, 2) P5	4	0	0	0	0	2	3					
25 Peter Bourjos, R OBP: 0.231, SLG: 0.355	(1, 8) G3-1			(2, 2) G4-3				(2, 1) G4-3		(0, 1) G6-3	4	0	0	0	0	0	1					
Inning Stats	R: 0 E: 0 K: 0 S: 10	H: 0 LOB: 0 BB: 0 P: 13	R: 0 E: 0 K: 2 S: 13	H: 1 LOB: 1 BB: 0 P: 19	R: 0 E: 0 K: 1 S: 13	H: 0 LOB: 0 BB: 0 P: 15	R: 0 E: 0 K: 0 S: 7	H: 0 LOB: 1 BB: 1 P: 12	R: 0 E: 0 K: 1 S: 8	H: 0 LOB: 0 BB: 0 P: 9	R: 3 E: 0 K: 1 S: 18	H: 3 LOB: 1 BB: 1 P: 25	R: 0 E: 0 K: 2 S: 11	H: 0 LOB: 2 BB: 1 P: 18	R: 0 E: 0 K: 1 S: 11	H: 0 LOB: 2 BB: 2 P: 25	R: 0 E: 0 K: 0 S: 11	H: 0 LOB: 0 BB: 0 P: 11	1B: 2 2B: 1 3B: 0 HR: 1	SF: 0 SAC: 0 DP: 0 HBP: 0	WP: 2 PB: 0 SB: 0 CS: 1	PA: 38
PITCHER	IP 7.0	WLS 27	BF 43	H 4	R 3	ER 3	SO 5	BB 2	IBB 0	HBP 0	BLK 0	WP 1	HR 1	S 75	P 105	ERA 3.86	WHIP 0.857					
14 David Price, L ERA: 2.79	(1, 1)	0.2	2	0	0	0	1	1	0	0	0	0	0	7	13	0.00	1.500					
31 Lance Cormier, R ERA: 4.14	(8, 1)	0.1	1	0	0	0	1	0	0	0	0	0	0	4	5	0.00	0.000					
55 Chad Qualls, R ERA: 7.76	(8, 1)	0.1	3	0	0	0	0	2	0	0	0	1	0	3	14	0.00	6.000					
35 Dan Wheeler, R ERA: 3.71	(9, 1)	0.2	2	0	0	0	1	0	0	0	0	0	0	8	11	0.00	0.000					
50 Grant Balfour, R ERA: 2.32	(9, 1)	0.2	2	0	0	0	1	0	0	0	0	0	0	8	11	0.00	0.000					

Los Angeles Angels @ Tampa Bay Rays
Tropicana Field, St. Petersburg, FL
Sat Sep 18 2010, 7:12 PM - 10:25 PM EDT
Att. 31,896 - Dome - 72 F

AB	33
R	3
H	4
RBI	3
BB	5
SO	8
LOB	11



Batter	1	2	3	4	5	6	7	8	9	10	AB	R	H	RBI	BB	SO	LOB	BOTTOM				
28 John Jaso, L OBP: 0.378, SLG: 0.385	(1, 2) L4			(2, 3) K		(0, 1) G6-3		(1, 0) F7		(3, 1) G3-1	5	0	0	0	0	1	1					
18 Ben Zobrist, S OBP: 0.349, SLG: 0.358	(1, 4) G3			(3, 2) G6-3		(0, 1) F9		(2, 3) K		(4, 2) 16 F 3 IBB BB	4	0	0	0	1	1	0					
13 Carl Crawford, L OBP: 0.350, SLG: 0.490	(1, 7) G4-3			(0, 0) 3B 1B		(0, 0) 24 G3 3B 1B		(0, 2) F7		(1, 1) F9	5	0	2	0	0	0	3					
3 Evan Longoria, R OBP: 0.373, SLG: 0.505	(1, 5) G5-3			(1, 2) 1B		(0, 1) 1B		(1, 2) G6-3		(4, 0) 16 F IBB	4	0	2	0	1	0	0					
24 Dan Johnson, L OBP: 0.395, SLG: 0.493	(1, 10) F7			(1, 3) K		(3, 2) G3		(0, 2) G3		(3, 2) E6	4	0	1	0	0	1	4					
8 Desmond Jennings, R OBP: 0.333, SLG: 0.384	(10, 10) F7			(1, 3) K		(0, 2) G3		(2, 3) 20 1B		(1, 2) 23 1B	1	0	0	0	0	0	2					
16 Willy Aybar, S OBP: 0.309, SLG: 0.356	(10, PH) K			(2, 2) G4-3		(2, 3) G4-3		(0, 3) K		(1, 2) 23 1B	4	0	1	0	0	2	0					
20 Matt Joyce, L OBP: 0.357, SLG: 0.459	(1, 9) K			(1, 0) G4-3		(4, 2) G4-3		(4, 2) 2 G3-6-3 BB		(1, 3) 1B	3	0	1	1	1	1	0					
23 Carlos Pena, L OBP: 0.331, SLG: 0.420	(1, 3) K			(1, 0) F7		(0, 2) 15 HR 1B		(0, 0) G3-6-3		(1, 2) K	4	1	1	0	0	1	3					
2 B.J. Upton, R OBP: 0.323, SLG: 0.422	(1, 8) F7			(1, 0) G3-1		(0, 0) HR		(2, 1) G5-3		(0, 0) 28 G3-1 16 F 2B	4	1	2	2	0	0	0					
15 Reid Brignac, L OBP: 0.311, SLG: 0.405	(1, 6) G3-1										0	1	0	0	0	0	0					
8 Jason Bartlett, R OBP: 0.319, SLG: 0.345	(10, PR) HR																					
Inning Stats	R: 0 E: 0 K: 0 S: 7	H: 0 LOB: 0 BB: 0 P: 11	R: 0 E: 0 K: 1 S: 9	H: 0 LOB: 0 BB: 0 P: 14	R: 0 E: 0 K: 1 S: 6	H: 0 LOB: 0 BB: 0 P: 9	R: 0 E: 0 K: 2 S: 14	H: 2 LOB: 2 BB: 0 P: 21	R: 2 E: 0 K: 0 S: 12	H: 2 LOB: 0 BB: 0 P: 15	R: 0 E: 0 K: 1 S: 8	H: 0 LOB: 0 BB: 1 P: 11	R: 0 E: 0 K: 1 S: 6	H: 0 LOB: 0 BB: 0 P: 11	R: 1 E: 0 K: 1 S: 17	H: 3 LOB: 2 BB: 2 P: 21	R: 1 E: 1 K: 0 S: 12	H: 1 LOB: 3 BB: 2 P: 27	1B: 8 2B: 1 3B: 0 HR: 1	SF: 0 SAC: 0 DP: 1 HBP: 0	WP: 0 PB: 0 SB: 0 CS: 0	PA: 41
PITCHER	IP 6.0	WLS 23	BF 36	H 6	R 2	ER 2	SO 4	BB 1	IBB 0	HBP 0	BLK 0	WP 0	HR 1	S 56	P 81	ERA 3.00	WHIP 1.000					
35 Joel Poineto, R ERA: 4.13	(1, 1)	1.0	H	3	0	0	0	1	0	0	0	0	0	6	10	0.00	1.000					
51 Jordan Walden, R ERA: 1.8	(7, 1)	1.0	H	3	0	0	0	1	0	0	0	0	0	6	11	0.00	0.000					
40 Kevin Jepsen, R ERA: 4.47	(8, 1)	1.0	B	6	3	1	1	1	0	0	0	0	0	17	21	9.00	3.000					
56 Fernando Rodney, R ERA: 4.21	(9, 1)	0.2	L	6	1	1	0	0	1	1	0	0	0	12	27	0.00	3.000					
38 Bobby Cassevah, R ERA: 3.78	(10, 1)	0.2	L	6	1	1	0	0	1	1	0	0	0	12	27	0.00	3.000					

Los Angeles Angels @ Tampa Bay Rays
Tropicana Field, St. Petersburg, FL
Sat Sep 18 2010, 7:12 PM - 10:25 PM EDT
Att. 31,896 - Dome - 72 F

AB	38
R	4
H	10
RBI	3
BB	3
SO	7
LOB	13



Batter	1	2	3	4	5	6	7	8	9	AB	R	H	RBI	BB	SO	LOB	TOP								
6 Alberto Callaspo, S OBP: 0.303, SLG: 0.379	G4-3		G4-3	K			F7		K	5	0	0	0	0	2	0									
53 Bobby Abreu, L OBP: 0.352, SLG: 0.441	HR		F8				HR		K	5	2	2	2	0	2	0									
77 Reggie Williams, S OBP: 0.344, SLG: 0.303										0	0	0	0	0	0	0									
48 Tori Hunter, R OBP: 0.362, SLG: 0.478	F8		55 FC6 1B				K		G5-3	5	1	2	0	0	1	0									
55 Hideki Matsui, L OBP: 0.359, SLG: 0.457	G5-3		FC6				G4-3			4	0	1	1	0	0	1									
47 Howie Kendrick, R OBP: 0.312, SLG: 0.404		20 FC6-4 1B		20 HR BB			P4		20 FC5-4 1B	3	1	2	0	1	0	1									
20 Juan Rivera, R OBP: 0.304, SLG: 0.399	FC6-4 3 BB						F9		FC5-4 16 BB	4	0	0	0	0	1	4									
16 Hank Conger, L OBP: 0.214, SLG: 0.154				25 HR BB			G3			3	1	1	0	1	1	1									
3 Brandon Wood, R OBP: 0.184, SLG: 0.225							F9		F8	3	0	0	0	1	1	4									
25 Peter Bourjos, R OBP: 0.231, SLG: 0.375	L6						P4		F9	4	1	1	3	0	0	4									
Inning Stats	R: 1 E: 0 K: 0 S: 10	H: 1 LOB: 0 BB: 0 P: 16	R: 0 E: 0 K: 1 S: 14	H: 1 LOB: 2 BB: 1 P: 21	R: 0 E: 0 K: 3 S: 19	H: 1 LOB: 1 BB: 0 P: 15	R: 3 E: 0 K: 3 S: 19	H: 1 LOB: 0 BB: 2 P: 32	R: 1 E: 0 K: 1 S: 13	H: 2 LOB: 1 BB: 0 P: 19	R: 0 E: 0 K: 0 S: 8	H: 0 LOB: 0 BB: 0 P: 11	R: 1 E: 0 K: 1 S: 9	H: 1 LOB: 0 BB: 0 P: 13	R: 0 E: 0 K: 0 S: 10	H: 2 LOB: 2 BB: 0 P: 12	R: 0 E: 0 K: 2 S: 8	H: 0 LOB: 0 BB: 0 P: 13	1B: 5 2B: 1 3B: 0 HR: 3	SF: 0 SAC: 0 DP: 0 HBP: 0	WP: 0 PB: 0 SB: 1 CS: 0	PA: 39			
PITCHER	IP	WLS	BF	H	R	ER	SO	BB	IBB	HBP	BLK	WP	HR	S	P	ERA	WHIP								
34 Jeff Niemann, R ERA: 4.48	4.1	L	22	6	5	5	5	3	0	0	0	0	2	64	100	10.38	2.077								
35 Dan Wheeler, R ERA: 3.65	0.2		2	0	0	0	0	0	0	0	0	0	0	2	3	0.00	0.000								
58 Jeremy Hellickson, R ERA: 3.36	2.0		7	1	1	1	1	0	0	0	0	0	1	17	24	4.50	0.500								
21 Andy Sonnanstine, R ERA: 4.59	1.0		5	2	0	0	0	0	0	0	0	0	0	10	12	0.00	2.000								
57 Jake McGee, L ERA: 6.75	1.0		3	0	0	0	2	0	0	0	0	0	0	8	13	0.00	0.000								

Los Angeles Angels @ Tampa Bay Rays
Tropicana Field, St. Petersburg, FL
Sun Sep 19 2010, 1:42 PM - 4:56 PM EDT
Att: 25,794 - Dome - 72 F

AB	36
R	6
H	9
RBI	6
BB	3
SO	8
LOB	15



Batter	1	2	3	4	5	6	7	8	9	AB	R	H	RBI	BB	SO	LOB	BOTTOM								
8 Desmond Jennings, R OBP: 0.250, SLG: 0.287	F9						G5-3			4	0	0	0	0	0	1									
16 Willy Aybar, S OBP: 0.359, SLG: 0.354		F7							K	1	0	0	0	0	1	1									
18 Ben Zobrist, S OBP: 0.351, SLG: 0.361	3 BB 13 BB		G5-3				G5-3		24 G3-1 2B	4	1	2	1	1	0	1									
13 Carl Crawford, L OBP: 0.358, SLG: 0.491	3 BB 1B		5 G6-3 1B						P2	5	0	3	0	0	0	2									
3 Evan Longoria, R OBP: 0.374, SLG: 0.505							F9		F8	3	0	1	0	1	0	2									
5 Rocco Baldelli, R OBP: 0.200, SLG: 0.429							G6-3		P5	2	0	0	0	0	1	4									
24 Dan Johnson, L OBP: 0.378, SLG: 0.481									G3-1	2	0	0	1	0	0	1									
1 Sean Rodriguez, R OBP: 0.312, SLG: 0.410									24 G3-1 2B	3	0	1	0	0	2	3									
20 Matt Joyce, L OBP: 0.360, SLG: 0.459									K	0	0	0	0	1	0	0									
11 Brad Hawpe, L OBP: 0.336, SLG: 0.428									BB	4	0	0	0	0	0	3									
10 Kelly Shoppach, R OBP: 0.311, SLG: 0.353									F9	4	0	0	0	0	0	3									
28 John Jaso, L OBP: 0.376, SLG: 0.382									G4-3	2	1	1	1	0	1	1									
8 Jason Bartlett, R OBP: 0.319, SLG: 0.345									G3-1	2	1	1	1	0	1	1									
15 Reid Brignac, L OBP: 0.313, SLG: 0.405									F8	2	0	0	0	0	0	0									
									18 DI 18 BB	3	0	1	0	0	1	1									
Inning Stats	R: 0 E: 0 K: 2 S: 21	H: 1 LOB: 3 BB: 2 P: 38	R: 1 E: 0 K: 0 S: 14	H: 2 LOB: 1 BB: 0 P: 22	R: 0 E: 0 K: 0 S: 8	H: 1 LOB: 0 BB: 0 P: 9	R: 0 E: 0 K: 2 S: 13	H: 1 LOB: 0 BB: 0 P: 20	R: 0 E: 0 K: 0 S: 9	H: 0 LOB: 0 BB: 0 P: 14	R: 0 E: 0 K: 1 S: 8	H: 0 LOB: 0 BB: 0 P: 13	R: 0 E: 0 K: 0 S: 7	H: 0 LOB: 0 BB: 0 P: 12	R: 1 E: 0 K: 0 S: 10	H: 2 LOB: 1 BB: 1 P: 22	R: 1 E: 0 K: 1 S: 17	H: 1 LOB: 1 BB: 1 P: 27	1B: 6 2B: 2 3B: 0 HR: 1	SF: 0 SAC: 0 DP: 1 HBP: 0	WP: 0 PB: 0 SB: 1 CS: 0	PA: 39			
PITCHER	IP	WLS	BF	H	R	ER	SO	BB	IBB	HBP	BLK	WP	HR	S	P	ERA	WHIP								
19 Scott Kazmir, L ERA: 5.84	5.0	W	22	6	1	1	4	2	0	0	0	0	0	24	45	3.38	1.125								
32 Matt Palmer, R ERA: 4.59	2.2		11	2	1	1	1	1	0	0	0	0	0	15	24	9.00	2.000								
58 Michael Kohn, R ERA: 2.6	1.0	H	5	1	1	1	1	1	0	0	0	0	0	3	5	0.00	0.000								
51 Jordan Walden, R ERA: 1.74	0.1	S	1	0	0	0	0	0	0	0	0	0	0	3	5	0.00	0.000								

Los Angeles Angels @ Tampa Bay Rays
Tropicana Field, St. Petersburg, FL
Sun Sep 19 2010, 1:42 PM - 4:56 PM EDT
Att: 25,794 - Dome - 72 F

AB	35
R	3
H	9
RBI	3
BB	4
SO	6
LOB	20



Batter	1	2	3	4	5	6	7	8	9	AB	R	H	RBI	BB	SO	LOB	TOP			
28 John Jaso, L (1, 10) OBP: 0.383, SLG: 0.378										2	2	1	0	3	0	0	Tampa Bay Rays @ New York Yankees Yankee Stadium, Bronx, NY Wed Sep 22 2010, 7:10 PM - 12:34 AM EDT Att: 46,986 - Partly Cloudy - 80 F			
18 Ben Zobrist, S (1, 8) OBP: 0.354, SLG: 0.362										3	0	1	1	2	0	1				
2 B.J. Upton, R (8, 8) OBP: 0.321, SLG: 0.418										5	1	2	2	0	0	6				
13 Carl Crawford, L (1, 7) OBP: 0.358, SLG: 0.492										4	2	2	2	0	0	3				
3 Evan Longoria, R (1, 5) OBP: 0.371, SLG: 0.506										4	1	1	1	0	1	1				
24 Dan Johnson, L (1, 3) OBP: 0.378, SLG: 0.489										4	1	1	1	0	1	1				
23 Carlos Pena, L (7, 3) OBP: 0.330, SLG: 0.415										0	0	0	0	1	0	0				
20 Matt Joyce, L (1, 9) OBP: 0.360, SLG: 0.466										5	0	1	0	0	2	2				
8 Jason Bartlett, R (1, 6) OBP: 0.322, SLG: 0.345										5	0	1	0	0	2	2				
15 Reid Brignac, L (1, 4) OBP: 0.318, SLG: 0.406										4	1	2	1	1	0	2				
30 Dioner Navarro, S (1, 2) OBP: 0.278, SLG: 0.267										5	0	1	0	0	2	5				
Inning Stats	R: 1 H: 1 E: 0 K: 0 S: 9	H: 1 LOB: 1 BB: 1 P: 14	R: 0 H: 0 E: 0 K: 2 S: 12	H: 1 LOB: 1 BB: 0 P: 17	R: 0 H: 0 E: 0 K: 2 S: 12	H: 0 LOB: 1 BB: 1 P: 20	R: 0 H: 0 E: 0 K: 2 S: 9	H: 0 LOB: 0 BB: 0 P: 16	R: 1 H: 2 E: 0 K: 0 S: 11	H: 3 LOB: 2 BB: 1 P: 19	R: 2 H: 2 E: 0 K: 0 S: 9	H: 2 LOB: 0 BB: 0 P: 13	R: 1 H: 1 E: 0 K: 1 S: 10	H: 3 LOB: 3 BB: 3 P: 27	R: 1 H: 2 E: 0 K: 2 S: 10	H: 2 LOB: 2 BB: 1 P: 17	1B: 8 2B: 1 3B: 0 HR: 3	SF: 1 SAC: 0 DP: 1 HBP: 0	WP: 0 PB: 0 SB: 2 CS: 0	PA: 45
PITCHER	IP WLS BF H R ER SO BB IBB HBP BLK WP HR S P ERA WHIP																			
34 A.J. Burnett, R (1, 1) ERA: 5.05	3.0 L 13 2 1 1 2 2 0 0 0 0 0 0 33 51 3.00 1.333																			
61 Royce Ring, L (4, 1) ERA: 5.4	1.2 6 0 1 1 2 1 0 0 0 0 0 1 18 29 6.75 3.750																			
40 Dustin Moseley, R (5, 1) ERA: 4.94	1.1 8 5 1 1 0 0 0 0 0 0 0 2 16 28 16.20 2.400																			
41 Chad Gaudin, R (7, 1) ERA: 5.54	1.1 9 2 1 1 2 3 0 0 0 0 0 0 13 29 6.75 3.750																			
63 Jonathan Albaladejo, R (8, 1) ERA: 2.57																				

Batter	1	2	3	4	5	6	7	8	9	AB	R	H	RBI	BB	SO	LOB	BOTTOM					
11 Brett Gardner, L (1, 7) OBP: 0.384, SLG: 0.379										4	0	0	0	0	1	1	Tampa Bay Rays @ New York Yankees Yankee Stadium, Bronx, NY Wed Sep 22 2010, 7:10 PM - 12:34 AM EDT Att: 46,986 - Partly Cloudy - 80 F					
2 Derek Jeter, R (1, 6) OBP: 0.334, SLG: 0.372										4	1	2	0	0	0	0						
25 Mark Teixeira, S (1, 3) OBP: 0.363, SLG: 0.473										3	0	0	0	0	0	2						
13 Alex Rodriguez, R (1, 5) OBP: 0.339, SLG: 0.496										4	0	1	1	0	1	1						
24 Robinson Cano, L (1, 4) OBP: 0.381, SLG: 0.540										4	0	0	0	0	0	2						
33 Nick Swisher, S (1, 9) OBP: 0.361, SLG: 0.514										4	0	1	0	0	1	0						
17 Lance Berkman, S (1, 10) OBP: 0.374, SLG: 0.427										4	1	2	1	0	0	0						
14 Curtis Granderson, L (1, 8) OBP: 0.325, SLG: 0.459										3	0	0	0	1	2	2						
17 Francisco Cervelli, R (1, 2) OBP: 0.346, SLG: 0.320										3	0	0	0	0	2	1						
Inning Stats	R: 0 H: 0 E: 0 K: 0 S: 8	H: 0 LOB: 0 BB: 0 P: 12	R: 0 H: 0 E: 0 K: 1 S: 9	H: 0 LOB: 0 BB: 0 P: 12	R: 0 H: 0 E: 0 K: 2 S: 8	H: 0 LOB: 1 BB: 1 P: 16	R: 0 H: 0 E: 0 K: 1 S: 9	H: 0 LOB: 0 BB: 0 P: 15	R: 1 H: 1 E: 0 K: 2 S: 12	H: 1 LOB: 0 BB: 0 P: 18	R: 1 H: 2 E: 0 K: 0 S: 11	H: 0 LOB: 0 BB: 0 P: 17	R: 0 H: 0 E: 0 K: 0 S: 5	H: 0 LOB: 0 BB: 0 P: 8	R: 0 H: 1 E: 0 K: 0 S: 16	H: 1 LOB: 1 BB: 0 P: 28		R: 0 H: 2 E: 0 K: 1 S: 10	H: 2 LOB: 2 BB: 0 P: 15	1B: 5 2B: 0 3B: 0 HR: 1	SF: 0 SAC: 0 DP: 0 HBP: 1	WP: 1 PB: 0 SB: 0 CS: 0
PITCHER	IP WLS BF H R ER SO BB IBB HBP BLK WP HR S P ERA WHIP																					
40 Wade Davis, R (1, 1) ERA: 4.13	2.1 W 14 3 2 2 5 0 0 0 0 1 1 35 54 5.40 0.900																					
58 Jeremy Hellickson, R (3, 1) ERA: 3.57	0.1 H 1 0 0 0 0 0 0 0 0 0 0 3 5 0.00 0.000																					
50 Grant Balfour, R (7, 1) ERA: 2.41	1.0 H 3 0 0 0 0 0 0 0 0 0 0 5 8 0.00 0.000																					
53 Josequin Benoit, R (8, 1) ERA: 1.44	1.0 4 1 0 0 0 0 0 0 0 0 0 16 28 0.00 1.000																					
55 Chad Qualls, R (9, 1) ERA: 7.85	1.0 5 2 0 0 0 0 0 0 0 0 0 10 15 0.00 2.000																					

AB	37
R	7
H	12
RBI	7
BB	7
SO	7
LOB	22



AB	33
R	2
H	6
RBI	2
BB	1
SO	7
LOB	9



Batter	1	2	3	4	5	6	7	8	9	AB R H RBI BB SO LOB	TOP											
2 B.J. Upton, R OBP: 0.323, SLG: 0.420										5 1 2 2 1 3 1	<p>Tampa Bay Rays @ New York Yankees Yankee Stadium, Bronx, NY Thu Sep 23 2010, 7:09 PM - 10:30 PM EDT Att: 47,646 - Cloudy - 71 F</p>											
8 Jason Bartlett, R OBP: 0.323, SLG: 0.346										5 1 2 0 0 1 7												
13 Carl Crawford, L OBP: 0.360, SLG: 0.493										5 1 3 2 0 0 4												
3 Evan Longoria, R OBP: 0.372, SLG: 0.507										3 1 1 0 1 0 3												
15 Reid Brignac, L OBP: 0.317, SLG: 0.405										1 0 0 0 0 0 0												
18 Ben Zobrist, S OBP: 0.355, SLG: 0.361										4 1 1 1 1 1 4												
5 Rocco Baldelli, R OBP: 0.278, SLG: 0.471										3 0 2 1 0 0 0												
8 Desmond Jennings, R OBP: 0.278, SLG: 0.250										1 2 0 0 0 0 0												
16 Willy Aybar, S OBP: 0.314, SLG: 0.358										3 1 2 1 0 0 0												
10 Kelly Shoppach, R OBP: 0.314, SLG: 0.345										3 1 0 1 1 1 2												
1 Sean Rodriguez, R OBP: 0.313, SLG: 0.407										2 1 0 1 1 2 1												
24 Dan Johnson, L OBP: 0.372, SLG: 0.483										1 0 0 1 0 1 1												
Inning Stats	R: 0 E: 0 K: 1 S: 18	H: 1 LOB: 2 BB: 1 P: 26	R: 0 E: 0 K: 2 S: 9	H: 1 LOB: 1 BB: 0 P: 14	R: 1 E: 0 K: 1 S: 11	H: 3 LOB: 2 BB: 0 P: 16	R: 0 E: 0 K: 0 S: 7	H: 0 LOB: 0 BB: 0 P: 11	R: 0 E: 0 K: 1 S: 7	H: 1 LOB: 0 BB: 0 P: 9	R: 7 E: 0 K: 1 S: 26	H: 6 LOB: 1 BB: 2 P: 46	R: 2 E: 0 K: 1 S: 13	H: 0 LOB: 3 BB: 2 P: 30	R: 0 E: 0 K: 0 S: 10	H: 0 LOB: 0 BB: 0 P: 14	R: 0 E: 0 K: 2 S: 10	H: 1 LOB: 1 BB: 0 P: 16	1B: 11 2B: 2 3B: 0 HR: 0	SF: 1 SAC: 1 DP: 1 HBP: 3	WP: 0 PB: 0 SB: 0 CS: 0	PA: 46
PITCHER	IP WLS BF H R ER SO BB IBB HBP BLK WP HR S P ERA WHIP											IP WLS BF H R ER SO BB IBB HBP BLK WP HR S P ERA WHIP										
52 CC Sabathia, L ERA: 3.28	5.1 L 27 10 7 7 6 3 0 0 0 0 0 0 7 11 11.81 2.438																					
62 Joba Chamberlain, R ERA: 4.43	0.2 4 2 1 1 0 0 0 0 0 0 0 0 7 11 13.50 3.000																					
31 Javier Vazquez, R ERA: 5.07	3.0 15 1 2 2 3 2 0 3 0 0 0 33 60 6.00 1.000																					
31 Javier Vazquez, R ERA: 5.07	3.0 15 1 2 2 3 2 0 3 0 0 0 33 60 6.00 1.000																					

Batter	1	2	3	4	5	6	7	8	9	AB R H RBI BB SO LOB	BOTTOM											
2 Derek Jeter, R OBP: 0.335, SLG: 0.372										3 0 1 0 1 1 0	<p>Tampa Bay Rays @ New York Yankees Yankee Stadium, Bronx, NY Thu Sep 23 2010, 7:09 PM - 10:30 PM EDT Att: 47,646 - Cloudy - 71 F</p>											
12 Eduardo Núñez, R OBP: 0.327, SLG: 0.383										1 0 0 0 0 0 0												
33 Nick Swisher, S OBP: 0.384, SLG: 0.515										3 0 2 1 1 1 0												
22 Colin Curtis, L OBP: 0.250, SLG: 0.288										1 0 0 0 0 0 0												
25 Mark Teixeira, S OBP: 0.363, SLG: 0.473										4 0 1 0 0 1 6												
53 Juan Miranda, L OBP: 0.290, SLG: 0.429										1 0 0 0 0 0 0												
13 Alex Rodriguez, R OBP: 0.341, SLG: 0.494										2 0 0 0 2 0 1												
19 Ramiro Pena, S OBP: 0.263, SLG: 0.252										0 0 0 0 0 0 0												
24 Robinson Canó, L OBP: 0.382, SLG: 0.540										4 1 2 0 0 0 5												
31 Javier Vazquez, R OBP: 0.327, SLG: 0.383										0 0 0 0 0 0 0												
38 Marcus Thames, R OBP: 0.362, SLG: 0.518										4 1 1 2 0 1 4												
20 Jorge Posada, S OBP: 0.369, SLG: 0.478										3 0 0 0 0 3 0												
18 Chad Moeller, R OBP: 0.267, SLG: 0.429										1 0 0 0 0 0 0												
14 Curtis Granderson, L OBP: 0.323, SLG: 0.456										3 0 0 0 0 0 0												
60 Kevin Russo, R OBP: 0.245, SLG: 0.224										1 0 0 0 0 1 0												
27 Greg Golson, R OBP: 0.278, SLG: 0.389										4 1 2 0 0 0 0												
Inning Stats	R: 0 E: 0 K: 1 S: 9	H: 1 LOB: 1 BB: 0 P: 13	R: 2 E: 0 K: 1 S: 9	H: 2 LOB: 0 BB: 0 P: 16	R: 0 E: 0 K: 1 S: 10	H: 1 LOB: 2 BB: 1 P: 17	R: 0 E: 0 K: 1 S: 9	H: 0 LOB: 0 BB: 0 P: 14	R: 1 E: 0 K: 2 S: 16	H: 3 LOB: 3 BB: 1 P: 27	R: 0 E: 0 K: 1 S: 11	H: 1 LOB: 0 BB: 2 P: 20	R: 0 E: 0 K: 0 S: 6	H: 1 LOB: 0 BB: 0 P: 10	R: 0 E: 0 K: 1 S: 10	H: 0 LOB: 0 BB: 0 P: 15	R: 0 E: 0 K: 0 S: 6	H: 0 LOB: 0 BB: 0 P: 8	1B: 6 2B: 2 3B: 0 HR: 1	SF: 0 SAC: 0 DP: 1 HBP: 0	WP: 0 PB: 0 SB: 0 CS: 0	PA: 39
PITCHER	IP WLS BF H R ER SO BB IBB HBP BLK WP HR S P ERA WHIP											IP WLS BF H R ER SO BB IBB HBP BLK WP HR S P ERA WHIP										
14 David Price, L ERA: 2.84	6.0 W 30 8 3 3 7 4 0 0 0 0 0 0 6 10 4.50 2.000																					
54 Mike Ekstrom, R ERA: 3.77	1.0 3 1 0 0 0 0 0 0 0 0 0 6 10 0.00 1.000																					
57 Jake McGee, L ERA: 3.0	1.0 3 0 0 0 1 0 0 0 0 0 0 10 15 0.00 0.000																					
21 Andy Sonnanstine, R ERA: 4.58	1.0 3 0 0 0 0 0 0 0 0 0 0 6 8 0.00 0.000																					



Batter	1	2	3	4	5	6	7	8	9	AB	R	H	RBI	BB	SO	LOB	TOP										
51 Ichiro Suzuki, L (1,9) OBP: 0.362, SLG: 0.398										4	1	2	0	1	1	0											
9 Chone Figgins, S (1,4) OBP: 0.341, SLG: 0.305										4	1	2	0	0	0	0											
4 Jose Lopez, R (1,10) OBP: 0.266, SLG: 0.336										5	0	1	2	0	0	3											
21 Franklin Gutierrez, R (1,8) OBP: 0.310, SLG: 0.372										5	1	1	0	0	1	2											
17 Justin Smoak, S (1,3) OBP: 0.285, SLG: 0.326										4	1	2	0	0	1	1											
61 Matt Mangini, L (1,5) OBP: 0.385, SLG: 0.333										3	1	1	1	1	1	1											
26 Josh Bard, S (1,2) OBP: 0.287, SLG: 0.375										3	0	0	0	0	0	3											
56 Greg Halman, R (1,7) OBP: 0.288, SLG: 0.302										4	0	0	0	0	1	2											
16 Josh Wilson, R (1,6) OBP: 0.288, SLG: 0.302										4	1	1	3	0	2	0											
Inning Stats	R: 0 E: 0 K: 1 S: 11	H: 1 LOB: 1 BB: 0 P: 13	R: 0 E: 0 K: 0 S: 4	H: 0 LOB: 0 BB: 0 P: 6	R: 0 E: 0 K: 0 S: 12	H: 2 LOB: 2 BB: 0 P: 15	R: 0 E: 1 K: 2 S: 11	H: 1 LOB: 1 BB: 0 P: 19	R: 2 E: 0 K: 1 S: 16	H: 2 LOB: 1 BB: 1 P: 26	R: 3 E: 0 K: 2 S: 13	H: 2 LOB: 0 BB: 1 P: 20	R: 1 E: 1 K: 0 S: 12	H: 2 LOB: 0 BB: 0 P: 18	R: 0 E: 0 K: 1 S: 6	H: 0 LOB: 0 BB: 0 P: 10	R: 0 E: 0 K: 0 S: 8	H: 0 LOB: 0 BB: 0 P: 10	1B: 8 2B: 1 3B: 0 HR: 1	SF: 0 SAC: 2 DP: 0 HBP: 0	WP: 0 PB: 0 SB: 1 CS: 0	PA: 40					
PITCHER	IP	WLS	BF	H	R	ER	SO	BB	IBB	HBP	BLK	WP	HR	S	P	ERA	WHIP										
33 James Shields, R (1,1) ERA: 5.04	6.0	L	28	8	5	5	6	2	0	0	0	0	1	67	99	7.50	1.667										
55 Chad Qualls, R (7,1) ERA: 7.71	1.0		6	2	1	0	0	0	0	0	0	0	0	12	18	0.00	2.000										
35 Dan Wheeler, R (8,1) ERA: 3.47	0.2		2	0	0	0	1	0	0	0	0	0	0	5	8	0.00	0.000										
57 Jake McGee, L (8,1) ERA: 2.7	0.1		1	0	0	0	0	0	0	0	0	0	0	1	2	0.00	0.000										
54 Mike Ekstrom, R (9,1) ERA: 3.52	1.0		3	0	0	0	0	0	0	0	0	0	0	8	10	0.00	0.000										
Batter	1	2	3	4	5	6	7	8	9	AB	R	H	RBI	BB	SO	LOB	BOTTOM										
2 B.J. Upton, R (1,8) OBP: 0.328, SLG: 0.431										4	0	1	1	0	2	1											
8 Jason Bartlett, R (1,6) OBP: 0.331, SLG: 0.356										4	0	3	0	0	0	1											
16 Willy Aybar, S (1,5) OBP: 0.312, SLG: 0.354										3	0	0	0	1	0	3											
5 Rocco Baldelli, R (1,9) OBP: 0.238, SLG: 0.400										3	0	0	0	0	0	2											
15 Reid Brignac, L (8,PH) OBP: 0.315, SLG: 0.401										1	0	0	0	0	1	0											
23 Carlos Pena, L (1,3) OBP: 0.328, SLG: 0.408										3	0	1	0	1	1	0											
10 Kelly Shoppach, R (1,10) OBP: 0.316, SLG: 0.353										4	0	1	0	0	3	1											
1 Sean Rodriguez, R (1,4) OBP: 0.315, SLG: 0.409										2	1	2	0	0	0	0											
18 Ben Zobrist, S (6,PH) OBP: 0.353, SLG: 0.363										2	0	0	0	0	0	2											
30 Dioner Navarro, S (1,2) OBP: 0.274, SLG: 0.262										2	0	0	0	0	0	3											
28 John Jaso, L (6,PH) OBP: 0.331, SLG: 0.382										2	0	0	0	0	0	2											
8 Desmond Jennings, R (1,7) OBP: 0.292, SLG: 0.333										2	1	1	1	1	1	0											
24 Dan Johnson, L (8,PH) OBP: 0.359, SLG: 0.467										1	0	0	0	0	0	0											
Inning Stats	R: 0 E: 0 K: 1 S: 8	H: 1 LOB: 0 BB: 0 P: 13	R: 0 E: 0 K: 1 S: 11	H: 1 LOB: 2 BB: 1 P: 19	R: 0 E: 0 K: 0 S: 7	H: 0 LOB: 1 BB: 1 P: 12	R: 0 E: 0 K: 1 S: 5	H: 0 LOB: 0 BB: 0 P: 9	R: 2 E: 0 K: 0 S: 16	H: 4 LOB: 2 BB: 1 P: 30	R: 0 E: 0 K: 0 S: 9	H: 2 LOB: 1 BB: 0 P: 15	R: 0 E: 0 K: 3 S: 10	H: 1 LOB: 0 BB: 0 P: 16	R: 0 E: 0 K: 3 S: 10	H: 0 LOB: 0 BB: 0 P: 15	R: 0 E: 0 K: 0 S: 6	H: 0 LOB: 0 BB: 0 P: 10	1B: 6 2B: 2 3B: 1 HR: 0	SF: 0 SAC: 0 DP: 1 HBP: 0	WP: 0 PB: 0 SB: 1 CS: 1	PA: 36					
PITCHER	IP	WLS	BF	H	R	ER	SO	BB	IBB	HBP	BLK	WP	HR	S	P	ERA	WHIP										
25 Luke French, L (1,1) ERA: 4.2	5.0	W	24	8	2	2	3	3	0	0	0	0	0	17	25	0.00	0.500										
50 Jamey Wright, R (6,1) ERA: 4.04	2.0	H	6	1	0	0	2	0	0	0	0	0	0	10	15	0.00	0.000										
57 Dan Cortes, R (8,1) ERA: 3.55	1.0		3	0	0	0	3	0	0	0	0	0	0	6	10	0.00	0.000										
43 Brandon League, R (9,1) ERA: 3.55	1.0		3	0	0	0	0	0	0	0	0	0	0	6	10	0.00	0.000										

Seattle Mariners @ Tampa Bay Rays
Tropicana Field, St. Petersburg, FL
Sun Sep 26 2010, 1:41 PM - 4:24 PM EDT
Att: 22,301 - Dome - 72 F

AB	36
R	6
H	10
RBI	6
BB	2
SO	7
LOB	12



Seattle Mariners @ Tampa Bay Rays
Tropicana Field, St. Petersburg, FL
Sun Sep 26 2010, 1:41 PM - 4:24 PM EDT
Att: 22,301 - Dome - 72 F

AB	33
R	2
H	9
RBI	2
BB	3
SO	8
LOB	15



Batter	1	2	3	4	5	6	7	8	9	AB	R	H	RBI	BB	SO	LOB	TOP										
1 Brian Roberts, S OBP: 0.354, SLG: 0.391										5	0	1	0	0	2	3											
21 Nick Markakis, L OBP: 0.365, SLG: 0.423										5	1	2	2	0	0	1											
23 Ty Wigginton, R OBP: 0.321, SLG: 0.429										3	0	1	1	0	1	2											
30 Luke Scott, L OBP: 0.365, SLG: 0.545										3	0	2	1	1	0	1											
37 Josh Bell, S OBP: 0.225, SLG: 0.309										0	0	0	0	0	0	0											
6 Corey Patterson, L OBP: 0.319, SLG: 0.410										4	0	0	0	0	1	4											
10 Adam Jones, R OBP: 0.324, SLG: 0.443										4	0	0	0	0	0	1											
32 Matt Wieters, S OBP: 0.322, SLG: 0.381										4	0	1	0	0	1	1											
18 Felix Pie, L OBP: 0.303, SLG: 0.399										4	1	1	0	0	1	1											
3 Cesar Izturis, S OBP: 0.282, SLG: 0.275										3	2	1	0	0	1	1											
Inning Stats	R: 0 H: 1 E: 0 K: 1 S: 9	H: 1 LOB: 2 BB: 1 P: 17	R: 0 H: 1 E: 0 K: 0 S: 9	H: 1 LOB: 1 BB: 0 P: 11	R: 0 H: 1 E: 0 K: 0 S: 8	H: 1 LOB: 1 BB: 0 P: 11	R: 0 H: 0 E: 0 K: 0 S: 10	H: 0 LOB: 0 BB: 0 P: 14	R: 1 H: 2 E: 0 K: 1 S: 10	H: 2 LOB: 1 BB: 0 P: 13	R: 0 H: 1 E: 0 K: 0 S: 9	H: 1 LOB: 1 BB: 0 P: 11	R: 3 H: 3 E: 1 K: 1 S: 17	H: 3 LOB: 1 BB: 0 P: 23	R: 0 H: 0 E: 0 K: 2 S: 9	H: 0 LOB: 0 BB: 0 P: 11	R: 0 H: 0 E: 0 K: 2 S: 12	H: 0 LOB: 0 BB: 0 P: 17	1B: 6 2B: 2 3B: 1 HR: 0	SF: 1 SAC: 0 DP: 0 HBP: 1	WP: 0 PB: 0 SB: 0 CS: 0	PA: 38					
PITCHER	IP	WLS	BF	H	R	ER	SO	BB	IBB	HBP	BLK	WP	HR	S	P	ERA	WHIP										
40 Wade Davis, R ERA: 4.14	6.1	L	28	7	3	3	2	1	0	1	0	0	0	62	89	4.26	1.263										
36 Randy Choate, L ERA: 4.43	0.0		1	1	0	0	0	0	0	0	0	0	0	3	3	∞	∞										
55 Chad Qualls, R ERA: 7.58	1.0		4	1	1	0	1	0	0	0	0	0	0	10	12	0.00	1.000										
31 Lance Cormier, R ERA: 4.01	0.2		2	0	0	0	2	0	0	0	0	0	0	6	7	0.00	0.000										
53 Joaquin Benoit, R ERA: 1.39	1.0		3	0	0	0	2	0	0	0	0	0	0	12	17	0.00	0.000										

Baltimore Orioles @ Tampa Bay Rays
Tropicana Field, St. Petersburg, FL
Mon Sep 27 2010, 7:10 PM - 9:49 PM EDT
Att: 12,446 - Dome - 72 F

AB 35
R 4
H 9
RBI 4
BB 1
SO 7
LOB 15



Batter	1	2	3	4	5	6	7	8	9	AB	R	H	RBI	BB	SO	LOB	BOTTOM										
2 B.J. Upton, R OBP: 0.328, SLG: 0.430										4	0	1	0	0	2	0											
8 Jason Bartlett, R OBP: 0.331, SLG: 0.356										3	0	1	0	0	0	3											
15 Reid Brignac, L OBP: 0.314, SLG: 0.400										1	0	0	0	0	0	0											
13 Carl Crawford, L OBP: 0.358, SLG: 0.488										4	0	0	0	0	1	1											
16 Willy Aybar, S OBP: 0.311, SLG: 0.350										3	0	0	0	0	1	0											
18 Ben Zobrist, S OBP: 0.352, SLG: 0.361										3	0	0	0	1	2	2											
10 Kelly Shoppach, R OBP: 0.317, SLG: 0.353										3	0	1	0	0	1	1											
28 John Jaso, L OBP: 0.380, SLG: 0.381										1	0	0	0	0	1	0											
23 Carlos Pena, L OBP: 0.328, SLG: 0.406										2	0	0	0	1	1	0											
1 Sean Rodriguez, R OBP: 0.312, SLG: 0.405										3	0	0	0	0	1	2											
24 Dan Johnson, L OBP: 0.350, SLG: 0.453										3	0	0	0	0	1	2											
Inning Stats	R: 0 H: 1 E: 1 K: 2 S: 11	H: 0 LOB: 0 BB: 0 P: 15	R: 0 H: 0 E: 0 K: 1 S: 7	H: 0 LOB: 0 BB: 0 P: 9	R: 0 H: 0 E: 0 K: 1 S: 7	H: 0 LOB: 0 BB: 0 P: 9	R: 0 H: 0 E: 0 K: 1 S: 7	H: 0 LOB: 0 BB: 0 P: 12	R: 0 H: 2 E: 0 K: 2 S: 15	H: 2 LOB: 3 BB: 1 P: 23	R: 0 H: 0 E: 0 K: 1 S: 9	H: 0 LOB: 1 BB: 1 P: 18	R: 0 H: 0 E: 0 K: 0 S: 7	H: 0 LOB: 0 BB: 0 P: 8	R: 0 H: 0 E: 0 K: 0 S: 4	H: 0 LOB: 0 BB: 0 P: 7	R: 0 H: 0 E: 0 K: 3 S: 12	H: 0 LOB: 0 BB: 0 P: 17	1B: 3 2B: 0 3B: 0 HR: 0	SF: 0 SAC: 0 DP: 0 HBP: 1	WP: 0 PB: 0 SB: 0 CS: 0	PA: 33					
PITCHER	IP	WLS	BF	H	R	ER	SO	BB	IBB	HBP	BLK	WP	HR	S	P	ERA	WHIP										
17 Brian Matusz, L ERA: 4.4	7.0	W	27	3	0	0	0	2	0	1	0	0	0	63	94	0.00	0.714										
43 Jim Johnson, R ERA: 3.96	1.0		3	0	0	0	0	0	0	0	0	0	0	4	7	0.00	0.000										
19 Koji Uehara, R ERA: 2.85	1.0		3	0	0	0	3	0	0	0	0	0	0	12	17	0.00	0.000										

Baltimore Orioles @ Tampa Bay Rays
Tropicana Field, St. Petersburg, FL
Mon Sep 27 2010, 7:10 PM - 9:49 PM EDT
Att: 12,446 - Dome - 72 F

AB 30
R 0
H 3
RBI 0
BB 2
SO 11
LOB 11



Batter	1	2	3	4	5	6	7	8	9	AB	R	H	RBI	BB	SO	LOB	TOP
2 Julio Lugo, R OBP: 0.299, SLG: 0.283 29 Brandon Snyder, R OBP: 0.235, SLG: 0.353										3	0	1	0	0	2	0	<p>Baltimore Orioles @ Tampa Bay Rays Tropicana Field, St. Petersburg, FL Tue Sep 28 2010, 7:11 PM - 9:18 PM EDT Att: 17,891 - Dome - 72 F</p>
11 Robert Andino, R OBP: 0.255, SLG: 0.444										4	0	1	0	0	0	1	
21 Nick Markakis, L OBP: 0.366, SLG: 0.426										4	0	2	0	0	1	1	
23 Ty Wigginton, R OBP: 0.319, SLG: 0.426										4	0	0	0	0	1	3	
9 Jake Fox, R OBP: 0.260, SLG: 0.391 6 Corey Patterson, L OBP: 0.318, SLG: 0.409										3	0	1	0	0	1	1	
10 Adam Jones, R OBP: 0.322, SLG: 0.440										1	0	0	0	0	1	0	
32 Matt Wieters, S OBP: 0.322, SLG: 0.383										4	0	0	0	0	2	2	
14 Nolan Reimold, R OBP: 0.291, SLG: 0.339										3	0	0	0	0	0	1	
37 Josh Bell, S OBP: 0.221, SLG: 0.303										3	0	0	0	0	1	1	
Inning Stats	R: 0 H: 1 E: 0 K: 2 S: 15	H: 0 LOB: 1 BB: 0 P: 21	R: 0 H: 0 E: 0 K: 1 S: 6	H: 0 LOB: 0 BB: 0 P: 9	R: 0 H: 1 E: 0 K: 0 S: 10	H: 2 LOB: 2 BB: 0 P: 13	R: 0 H: 0 E: 0 K: 1 S: 14	H: 0 LOB: 0 BB: 0 P: 10	R: 0 H: 1 E: 0 K: 1 S: 11	H: 1 LOB: 1 BB: 0 P: 15	R: 0 H: 0 E: 0 K: 1 S: 8	H: 0 LOB: 0 BB: 0 P: 11	R: 0 H: 0 E: 0 K: 2 S: 9	H: 0 LOB: 0 BB: 0 P: 14	1B: 4 2B: 2 3B: 0 HR: 0	SF: 0 SAC: 0 DP: 0 HBP: 0	
PITCHER	IP WLS BF H R ER SO BB IBB HBP BLK WP HR S P ERA WHIP																
14 David Price, L ERA: 2.73 29 Rafael Soriano, R ERA: 1.76	(1, 1) 8.0 W 30 6 0 0 8 0 0 0 0 0 0 0 0 0 0 0 0.00 0.750																

Batter	1	2	3	4	5	6	7	8	9	AB	R	H	RBI	BB	SO	LOB	BOTTOM	
28 John Jaso, L OBP: 0.379, SLG: 0.385										4	1	1	0	0	0	0	<p>Baltimore Orioles @ Tampa Bay Rays Tropicana Field, St. Petersburg, FL Tue Sep 28 2010, 7:11 PM - 9:18 PM EDT Att: 17,891 - Dome - 72 F</p>	
18 Ben Zobrist, S OBP: 0.350, SLG: 0.359										3	0	0	1	0	1	0		
13 Carl Crawford, L OBP: 0.360, SLG: 0.494										3	2	2	1	1	1	0		
24 Dan Johnson, L OBP: 0.347, SLG: 0.455										4	0	1	1	0	1	1		
20 Matt Joyce, L OBP: 0.359, SLG: 0.478										3	1	0	0	1	1	1		
23 Carlos Pena, L OBP: 0.330, SLG: 0.413										2	1	1	1	1	0	0		
2 B.J. Upton, R OBP: 0.328, SLG: 0.429										3	0	1	1	0	0	0		
15 Reid Brignac, L OBP: 0.311, SLG: 0.396										3	0	0	0	0	2	2		
1 Sean Rodriguez, R OBP: 0.310, SLG: 0.402										3	0	0	0	0	1	1		
Inning Stats	R: 0 H: 0 E: 0 K: 0 S: 10	H: 0 LOB: 1 BB: 1 P: 16	R: 1 H: 1 E: 0 K: 0 S: 8	H: 1 LOB: 2 BB: 2 P: 18	R: 1 H: 2 E: 0 K: 1 S: 16	H: 0 LOB: 1 BB: 0 P: 26	R: 1 H: 1 E: 0 K: 0 S: 6	H: 0 LOB: 0 BB: 0 P: 10	R: 2 H: 2 E: 0 K: 1 S: 13	H: 2 LOB: 0 BB: 0 P: 19	R: 0 H: 0 E: 0 K: 0 S: 6	H: 0 LOB: 0 BB: 0 P: 9	R: 0 H: 0 E: 0 K: 2 S: 7	H: 0 LOB: 0 BB: 0 P: 9	1B: 2 2B: 2 3B: 1 HR: 2	SF: 1 SAC: 0 DP: 1 HBP: 0		WP: 0 PA: 32 PB: 0 SB: 0 CS: 0
PITCHER	IP WLS BF H R ER SO BB IBB HBP BLK WP HR S P ERA WHIP																	
35 Brad Bergesen, R ERA: 5.02 27 Mark Hendrickson, L ERA: 4.8 47 Pedro Viola, L ERA: 13.5	(1, 1) 5.0 L 23 6 0 0 0 0 0 0 0 0 0 0 0 0 0 0 9.00 1.800	(6, 1) 2.0 6 0 0 0 0 0 0 0 0 0 0 10 14 0.00 0.000	(8, 1) 1.0 3 0 0 0 2 0 0 0 0 0 0 7 9 0.00 0.000															

AB	33
R	0
H	6
RBI	0
BB	0
SO	10
LOB	12



AB	28
R	5
H	6
RBI	5
BB	3
SO	4
LOB	5



Batter	1	2	3	4	5	6	7	8	9	AB	R	H	RBI	BB	SO	LOB	TOP										
6 Corey Patterson, L (1, 7) OBP: 0.317, SLG: 0.407	F7		CS	K		F7				4	0	1	0	0	1	0	<p>Baltimore Orioles @ Tampa Bay Rays Tropicana Field, St. Petersburg, FL Wed Sep 29 2010, 7:11 PM - 9:32 PM EDT Att: 15,419 - Dome - 72 F</p>										
23 Ty Wigginton, R (1, 5) OBP: 0.317, SLG: 0.423	G5-3			F7		F7		F8		4	0	0	0	0	0	1											
21 Nick Markakis, L (1, 10) OBP: 0.367, SLG: 0.425	F7							P6		3	1	1	0	1	0	1											
30 Luke Scott, L (1, 3) OBP: 0.362, SLG: 0.540			K							4	0	0	0	0	1	2											
37 Josh Bell, S (9, 5) OBP: 0.221, SLG: 0.303				L5						0	0	0	0	0	0	0											
32 Matt Wieters, S (1, 2) OBP: 0.322, SLG: 0.382										4	0	1	0	0	1	1											
10 Adam Jones, R (1, 8) OBP: 0.322, SLG: 0.438										4	1	1	0	0	0	1											
18 Felix Pie, L (1, 9) OBP: 0.303, SLG: 0.404										4	0	1	2	0	1	2											
11 Robert Andino, R (1, 4) OBP: 0.260, SLG: 0.438										3	0	1	0	0	0	2											
3 Cesar Izturis, S (1, 6) OBP: 0.280, SLG: 0.274										3	0	0	0	0	0	1											
Inning Stats	R: 0 H: 0 E: 0 K: 0 S: 7	H: 0 LOB: 0 BB: 0 P: 9	R: 0 H: 0 E: 0 K: 1 S: 9	H: 0 LOB: 0 BB: 0 P: 14	R: 0 H: 1 E: 0 K: 0 S: 7	H: 1 LOB: 0 BB: 0 P: 8	R: 0 H: 1 E: 0 K: 1 S: 6	H: 1 LOB: 1 BB: 0 P: 10	R: 0 H: 0 E: 1 K: 1 S: 9	H: 0 LOB: 1 BB: 0 P: 11	R: 0 H: 0 E: 0 K: 0 S: 4	H: 0 LOB: 0 BB: 0 P: 6	R: 2 H: 2 E: 0 K: 0 S: 16	H: 2 LOB: 1 BB: 1 P: 26	R: 0 H: 1 E: 0 K: 0 S: 6	H: 1 LOB: 1 BB: 0 P: 9	R: 0 H: 1 E: 0 K: 1 S: 9	H: 1 LOB: 1 BB: 0 P: 14	1B: 5 2B: 0 3B: 1 HR: 0	SF: 0 SAC: 0 DP: 0 HBP: 0	WP: 0 PB: 0 SB: 1 CS: 1	PA: 35					
PITCHER	IP	WLS	BF	H	R	ER	SO	BB	IBB	HBP	BLK	WP	HR	S	P	ERA	WHIP										
34 Jeff Niemann, R (1, 1) ERA: 4.41	7.0	L	26	4	2	2	3	1	0	0	0	0	0	58	84	2.57	0.714										
50 Grant Balfour, R (8, 1) ERA: 2.33	0.2		3	1	0	0	0	0	0	0	0	0	0	5	7	0.00	1.500										
36 Randy Choate, L (8, 1) ERA: 4.36	0.2		2	0	0	0	0	0	0	0	0	0	0	2	4	0.00	0.000										
55 Chad Qualls, R (9, 1) ERA: 7.53	0.1		2	1	0	0	0	0	0	0	0	0	0	5	8	0.00	3.000										
57 Jake McGee, L (9, 1) ERA: 2.45	0.1		1	0	0	0	1	0	0	0	0	0	0	3	4	0.00	0.000										

Batter	1	2	3	4	5	6	7	8	9	AB	R	H	RBI	BB	SO	LOB	BOTTOM										
28 John Jaso, L (1, 2) OBP: 0.377, SLG: 0.384	G3-1					K		K		4	0	1	0	0	2	1	<p>Baltimore Orioles @ Tampa Bay Rays Tropicana Field, St. Petersburg, FL Wed Sep 29 2010, 7:11 PM - 9:32 PM EDT Att: 15,419 - Dome - 72 F</p>										
18 Ben Zobrist, S (1, 4) OBP: 0.350, SLG: 0.357	F9			F9-6				F8		3	0	0	0	1	0	1											
13 Carl Crawford, L (1, 7) OBP: 0.359, SLG: 0.492	F9			L9						4	0	1	0	0	1	0											
24 Dan Johnson, L (1, 5) OBP: 0.336, SLG: 0.437										4	0	0	0	0	1	2											
23 Carlos Pena, L (1, 3) OBP: 0.328, SLG: 0.411										3	0	0	0	0	1	2											
20 Matt Joyce, L (1, 9) OBP: 0.356, SLG: 0.473										2	0	0	0	1	1	0											
2 B.J. Upton, R (1, 8) OBP: 0.326, SLG: 0.427										3	0	0	0	0	3	4											
11 Brad Hawpe, L (1, 10) OBP: 0.340, SLG: 0.426										2	0	1	0	1	1	0											
8 Desmond Jennings, R (8, PR) OBP: 0.292, SLG: 0.333										0	0	0	0	0	0	0											
8 Jason Bartlett, R (1, 6) OBP: 0.329, SLG: 0.354										2	0	0	0	0	0	1											
15 Reid Brignac, L (8, PH) OBP: 0.310, SLG: 0.395										1	0	0	0	0	0	1											
Inning Stats	R: 0 H: 0 E: 0 K: 0 S: 7	H: 0 LOB: 0 BB: 0 P: 13	R: 0 H: 0 E: 0 K: 2 S: 8	H: 0 LOB: 0 BB: 0 P: 15	R: 0 H: 0 E: 0 K: 1 S: 7	H: 0 LOB: 1 BB: 1 P: 12	R: 0 H: 1 E: 0 K: 0 S: 5	H: 1 LOB: 0 BB: 0 P: 8	R: 0 H: 0 E: 0 K: 0 S: 9	H: 0 LOB: 1 BB: 0 P: 14	R: 0 H: 0 E: 0 K: 2 S: 9	H: 0 LOB: 0 BB: 0 P: 12	R: 0 H: 1 E: 0 K: 1 S: 9	H: 1 LOB: 2 BB: 2 P: 20	R: 0 H: 1 E: 0 K: 1 S: 5	H: 1 LOB: 1 BB: 0 P: 9	R: 0 H: 0 E: 0 K: 2 S: 9	H: 0 LOB: 0 BB: 0 P: 14	1B: 3 2B: 1 3B: 0 HR: 0	SF: 0 SAC: 0 DP: 2 HBP: 0	WP: 0 PB: 0 SB: 0 CS: 1	PA: 31					
PITCHER	IP	WLS	BF	H	R	ER	SO	BB	IBB	HBP	BLK	WP	HR	S	P	ERA	WHIP										
34 Kevin Millwood, R (1, 1) ERA: 5.1	7.0	W	25	2	0	0	7	2	1	0	0	0	0	54	94	0.00	0.571										
43 Jim Johnson, R (8, 1) ERA: 3.7	1.0	H	3	1	0	0	1	0	0	0	0	0	0	5	9	0.00	1.000										
19 Koji Uehara, R (9, 1) ERA: 2.79	1.0	S	3	0	0	0	2	0	0	0	0	0	0	9	14	0.00	0.000										

AB 33
R 2
H 6
RBI 2
BB 1
SO 4
LOB 11

AB 28
R 0
H 3
RBI 0
BB 3
SO 10
LOB 12



livebaseballscorecards.com

livebaseballscorecards.com

Batter	1	2	3	4	5	6	7	8	9	AB	R	H	RBI	BB	SO	LOB	TOP					
28 John Jaso, L OBP: 0.376, SLG: 0.382	G3		1B		F7			F8		4	0	1	0	0	0	0						
18 Ben Zobrist, S OBP: 0.349, SLG: 0.358	K		G4-3		G3-1			13 L8		4	0	1	0	0	1	1						
13 Carl Crawford, L OBP: 0.359, SLG: 0.496	K				HR			L8		4	1	1	1	0	1	1						
24 Dan Johnson, L OBP: 0.341, SLG: 0.429		20 S			20 1B			K		2	0	0	0	2	2	1						
23 Carlos Pena, L OBP: 0.326, SLG: 0.407	F7				F7			K		4	0	0	0	0	1	2						
20 Matt Joyce, L OBP: 0.361, SLG: 0.473 8 Desmond Jennings, R OBP: 0.292, SLG: 0.333	K				1B			K		4	0	2	0	0	2	1						
2 B.J. Upton, R OBP: 0.326, SLG: 0.427	K				F9			15 S		4	1	1	0	0	1	4						
15 Reid Brignac, L OBP: 0.306, SLG: 0.391			P5		G3			SF8		3	0	0	1	0	0	3						
8 Jason Bartlett, R OBP: 0.327, SLG: 0.352	F7				K			K		3	0	0	0	0	2	0						
Inning Stats	R: 0 E: 0 K: 2 S: 8	H: 0 LOB: 0 BB: 0 P: 11	R: 0 E: 0 K: 2 S: 11	H: 0 LOB: 1 BB: 1 P: 19	R: 0 E: 0 K: 0 S: 12	H: 1 LOB: 1 BB: 0 P: 19	R: 1 E: 0 K: 0 S: 13	H: 2 LOB: 2 BB: 1 P: 24	R: 0 E: 0 K: 1 S: 6	H: 0 LOB: 0 BB: 0 P: 10	R: 0 E: 0 K: 2 S: 9	H: 0 LOB: 0 BB: 0 P: 13	R: 1 E: 0 K: 2 S: 10	H: 1 LOB: 0 BB: 0 P: 17	R: 0 E: 0 K: 1 S: 13	H: 1 LOB: 1 BB: 0 P: 12	R: 0 E: 0 K: 0 S: 11	H: 1 LOB: 2 BB: 0 P: 12	1B: 3 2B: 2 3B: 0 HR: 1	SF: 1 SAC: 0 DP: 0 HBP: 0	WP: 0 PB: 0 SB: 3 CS: 0	PA: 35
PITCHER	IP	WLS	BF	H	R	ER	SO	BB	IBB	HBP	BLK	WP	HR	S	P	ERA	WHIP					
23 Zack Greinke, R ERA: 4.17	7.0	W	27	4	2	2	9	2	0	0	0	0	1	69	113	2.57	0.857					
51 Robinson Tejeda, R ERA: 3.5	1.0	H	4	1	0	0	1	0	0	0	0	0	0	13	22	0.00	1.000					
48 Joakim Soria, R ERA: 1.53	1.0	S	4	1	0	0	0	0	0	0	0	0	0	11	12	0.00	1.000					

Tampa Bay Rays @ Kansas City Royals
Kauffman Stadium, Kansas City, MO
Thu Sep 30 2010, 7:11 PM - 9:43 PM CDT
Att: 21,563 - Clear - 67 F

AB	32
R	2
H	6
RBI	2
BB	2
SO	10
LOB	13



Batter	1	2	3	4	5	6	7	8	9	AB	R	H	RBI	BB	SO	LOB	BOTTOM					
7 Gregor Blanco, L OBP: 0.354, SLG: 0.348	16 1B				E5			L9		4	1	1	0	0	1	2						
13 Mike Aviles, R OBP: 0.337, SLG: 0.418	K				G6-4-3			F9		4	1	1	0	0	1	3						
16 Billy Butler, R OBP: 0.389, SLG: 0.469	30 G3				K			G3		4	0	1	0	0	1	2						
30 Kila Ka'aihue, L OBP: 0.301, SLG: 0.407	G3				FC3			P6		4	0	1	2	0	0	2						
24 Wilson Betemit, S OBP: 0.384, SLG: 0.520	K				P4			G4-3		4	0	0	0	0	1	3						
4 Alex Gordon, L OBP: 0.319, SLG: 0.348	K				G3-1			L6		4	0	0	0	0	1	2						
3 Yuniesky Betancourt, R OBP: 0.285, SLG: 0.406	F8				G6-3			G6-3		3	0	0	0	0	0	0						
3 Brayan Peña, S OBP: 0.313, SLG: 0.349	1 3B				K			G4-3		3	1	1	0	0	1	0						
1 Jarrod Dyson, L OBP: 0.308, SLG: 0.413	2B				G1-3			7 E		2	0	1	1	1	0	0						
Inning Stats	R: 1 E: 0 K: 2 S: 15	H: 2 LOB: 1 BB: 0 P: 21	R: 1 E: 0 K: 2 S: 16	H: 2 LOB: 1 BB: 0 P: 21	R: 1 E: 0 K: 0 S: 13	H: 1 LOB: 1 BB: 0 P: 20	R: 0 E: 0 K: 1 S: 8	H: 0 LOB: 0 BB: 0 P: 13	R: 0 E: 1 K: 1 S: 10	H: 0 LOB: 1 BB: 0 P: 11	R: 0 E: 0 K: 0 S: 5	H: 0 LOB: 0 BB: 0 P: 8	R: 0 E: 1 K: 0 S: 7	H: 0 LOB: 1 BB: 1 P: 12	R: 0 E: 0 K: 0 S: 9	H: 1 LOB: 1 BB: 0 P: 13	R: 0 E: 0 K: 0 S: 11	H: 1 LOB: 1 BB: 0 P: 12	1B: 3 2B: 2 3B: 1 HR: 0	SF: 0 SAC: 0 DP: 0 HBP: 0	WP: 0 PB: 0 SB: 1 CS: 0	PA: 33
PITCHER	IP	WLS	BF	H	R	ER	SO	BB	IBB	HBP	BLK	WP	HR	S	P	ERA	WHIP					
22 Matt Garza, R ERA: 3.91	7.0	L	29	5	3	3	6	1	0	0	0	0	0	74	106	3.86	0.857					
35 Dan Wheeler, R ERA: 3.45	0.1		1	0	0	0	0	0	0	0	0	0	0	2	3	0.00	0.000					
57 Jake McGee, L ERA: 2.08	0.2		3	1	0	0	0	0	0	0	0	0	0	7	10	0.00	1.500					

Tampa Bay Rays @ Kansas City Royals
Kauffman Stadium, Kansas City, MO
Thu Sep 30 2010, 7:11 PM - 9:43 PM CDT
Att: 21,563 - Clear - 67 F

AB	32
R	3
H	6
RBI	3
BB	1
SO	6
LOB	14



Batter	1	2	3	4	5	6	7	8	9	AB	R	H	RBI	BB	SO	LOB	TOP					
2 B.J. Upton, R OBP: 0.325, SLG: 0.428	L4		P3					P4		4	0	1	0	0	0	1						
8 Jason Bartlett, R OBP: 0.325, SLG: 0.349	K		L6					K		4	0	0	0	0	2	2						
13 Carl Crawford, L OBP: 0.357, SLG: 0.492	K			P2				F7		4	0	0	0	0	1	1						
16 Willy Aybar, S OBP: 0.310, SLG: 0.346		BB		F8				F7		3	0	0	0	1	0	0						
23 Carlos Pena, L OBP: 0.324, SLG: 0.405	K			G3-1				F7		3	0	0	0	0	1	1						
18 Ben Zobrist, S OBP: 0.348, SLG: 0.357	P4				L5			FC5-4		2	0	0	0	1	0	1						
5 Rocco Baldelli, R OBP: 0.298, SLG: 0.348	K				P4			FC5-4		3	0	0	0	0	1	2						
8 Desmond Jennings, R OBP: 0.292, SLG: 0.333										0	0	0	0	0	0	0						
10 Kelly Shoppach, R OBP: 0.311, SLG: 0.346	K				K			F7		3	0	0	0	0	2	0						
1 Sean Rodriguez, R OBP: 0.310, SLG: 0.401						G6-3		G4-3		3	0	1	0	0	0	0						
Inning Stats	R: 0 E: 0 K: 2 S: 10	H: 0 LOB: 0 BB: 0 P: 15	R: 0 E: 0 K: 2 S: 8	H: 0 LOB: 1 BB: 1 P: 16	R: 0 E: 0 K: 1 S: 6	H: 1 LOB: 1 BB: 0 P: 9	R: 0 E: 0 K: 0 S: 8	H: 0 LOB: 0 BB: 0 P: 13	R: 0 E: 0 K: 1 S: 6	H: 0 LOB: 0 BB: 0 P: 9	R: 0 E: 0 K: 1 S: 9	H: 1 LOB: 1 BB: 0 P: 12	R: 0 E: 0 K: 0 S: 7	H: 0 LOB: 1 BB: 1 P: 13	R: 0 E: 0 K: 0 S: 5	H: 0 LOB: 0 BB: 0 P: 6	R: 0 E: 0 K: 0 S: 8	H: 0 LOB: 0 BB: 0 P: 11	1B: 1 2B: 1 3B: 0 HR: 0	SF: 0 SAC: 0 DP: 0 HBP: 0	WP: 0 PB: 0 SB: 0 CS: 0	PA: 31
PITCHER 52 Bruce Chen, L ERA: 4.17	IP: 9.0 WLS: W BF: 31 H: 2 R: 0 ER: 0 SO: 7 BB: 2 IBB: 0 HBP: 0 BLK: 0 WP: 0 HR: 0 S: 67 P: 104 ERA: 0.00 WHIP: 0.444															PITCHER						

Tampa Bay Rays @ Kansas City Royals
Kauffman Stadium, Kansas City, MO
Fri Oct 01 2010, 7:11 PM - 9:33 PM CDT
Att: 23,374 - Clear - 69 F

AB 29
R 0
H 2
RBI 0
BB 2
SO 7
LOB 8



Batter	1	2	3	4	5	6	7	8	9	AB	R	H	RBI	BB	SO	LOB	BOTTOM					
7 Grégor Blanco, L OBP: 0.359, SLG: 0.362	BB G1-4-3 1B		BB 1B	FC6-4		FC6-4 1B		G4-3		5	2	3	3	0	0	1						
13 Mike Aviles, R OBP: 0.336, SLG: 0.414	BB G1-4-3		G3	G5-3		FC6-4 1B G5-3		G1-3		4	0	0	0	1	0	3						
16 Billy Butler, R OBP: 0.389, SLG: 0.470	G1-4-3		BB 1B	G5-3		G5-3		G1-3		5	2	2	1	0	0	2						
30 Kila Ka'aihue, L OBP: 0.306, SLG: 0.405	P3		BB 1B	SH1-3		SH1-3 1B		IBB		1	0	0	0	2	0	0						
11 Josh Fields, R OBP: 0.348, SLG: 0.533		F9	G5-3 1B	G6-3		G6-3		1B		4	0	2	0	0	0	1						
4 Alex Gordon, L OBP: 0.318, SLG: 0.346	P6		1B	E6		E6		K		4	0	1	1	0	1	0						
3 Yuniesky Betancourt, R OBP: 0.287, SLG: 0.407	2B		G5-3	F7		F7		BB		3	0	1	0	1	0	4						
3 Brayan Peña, S OBP: 0.317, SLG: 0.353	P6		FC6-4 1B	FC6-4 1B		FC6-4 1B		P4		4	1	2	0	0	0	2						
1 Jarrod Dyson, L OBP: 0.321, SLG: 0.460	BB 3B		BB 3B	K		K		K		4	2	2	0	0	2	2						
Inning Stats	R: 1 E: 0 K: 0 S: 8	H: 1 LOB: 1 BB: 1 P: 16	R: 0 E: 0 K: 0 S: 6	H: 1 LOB: 0 BB: 0 P: 11	R: 3 E: 0 K: 0 S: 20	H: 5 LOB: 2 BB: 1 P: 33	R: 0 E: 0 K: 1 S: 10	H: 1 LOB: 1 BB: 0 P: 12	R: 1 E: 1 K: 0 S: 10	H: 1 LOB: 1 BB: 0 P: 15	R: 2 E: 0 K: 0 S: 14	H: 4 LOB: 2 BB: 1 P: 26	R: 0 E: 0 K: 2 S: 8	H: 0 LOB: 1 BB: 1 P: 15	R: 0 E: 0 K: 0 S: 5	H: 0 LOB: 0 BB: 0 P: 6	R: 0 E: 0 K: 0 S: 8	H: 0 LOB: 0 BB: 0 P: 11	1B: 9 2B: 2 3B: 2 HR: 0	SF: 0 SAC: 1 DP: 2 HBP: 0	WP: 1 PB: 0 SB: 0 CS: 0	PA: 39
PITCHER 33 James Shields, R ERA: 5.18 54 Mike Ekstrom, R ERA: 3.51 31 Lance Cormier, R ERA: 3.94 35 Dan Wheeler, R ERA: 3.38	IP: 5.0 WLS: L BF: 28 H: 12 R: 7 ER: 6 SO: 2 BB: 0 IBB: 1 HBP: 0 BLK: 0 WP: 1 HR: 0 S: 61 P: 99 ERA: 10.80 WHIP: 2.800															PITCHER						

Tampa Bay Rays @ Kansas City Royals
Kauffman Stadium, Kansas City, MO
Fri Oct 01 2010, 7:11 PM - 9:33 PM CDT
Att: 23,374 - Clear - 69 F

AB 34
R 7
H 13
RBI 5
BB 4
SO 3
LOB 15



Batter	1	2	3	4	5	6	7	8	9	10	11	12	AB	R	H	RBI	BB	SO	LOB	TOP
18 Ben Zobrist, S OBP: 0.346, SLG: 0.353	G4-3		G4-3			F7		G3		G4-3		K2-3	6	0	0	0	0	1	1	
2 B.J. Upton, R OBP: 0.322, SLG: 0.424	F8		F7			K		K		K			5	0	0	0	0	3	0	
13 Carl Crawford, L OBP: 0.356, SLG: 0.495	K		F8			F9							5	1	1	0	0	2	0	
24 Dan Johnson, L OBP: 0.343, SLG: 0.414																				
20 Matt Joyce, L OBP: 0.360, SLG: 0.477																				
23 Carlos Pena, L OBP: 0.325, SLG: 0.407																				
8 Desmond Jennings, R OBP: 0.299, SLG: 0.333																				
1 Sean Rodriguez, R OBP: 0.308, SLG: 0.397																				
11 Brad Hawpe, L OBP: 0.338, SLG: 0.419																				
5 Rocco Baldelli, R OBP: 0.240, SLG: 0.375																				
15 Reid Brignac, L OBP: 0.307, SLG: 0.385																				
30 Dioner Navarro, S OBP: 0.270, SLG: 0.288																				
16 Willy Aybar, S OBP: 0.309, SLG: 0.344																				
10 Kelly Shoppach, R OBP: 0.308, SLG: 0.342																				
Inning Stats	R: 0 E: 0 K: 1 S: 8	H: 0 LOB: 0 BB: 10	R: 0 H: 2 ER: 0 K: 1 S: 17	R: 0 H: 0 LOB: 0 K: 0 S: 6	R: 0 H: 0 LOB: 0 K: 0 S: 5	R: 0 H: 0 LOB: 0 K: 0 S: 10	R: 0 H: 0 LOB: 0 K: 1 S: 8	R: 0 H: 1 LOB: 2 K: 1 S: 10	R: 0 H: 0 LOB: 0 K: 1 S: 7	R: 2 H: 3 LOB: 1 K: 2 S: 19	R: 0 H: 0 LOB: 0 K: 1 S: 9	R: 0 H: 0 LOB: 0 K: 2 S: 8	R: 1 H: 1 LOB: 1 K: 3 S: 14	1B: 6 2B: 2 3B: 0 HR: 0	SF: 0 SAC: 0 DP: 0 HBP: 0	WP: 0 PB: 0 SB: 1 CS: 0	PA: 46			
PITCHER	IP WLS BF H R ER SO BB IBB HBP BLK WP HR S P ERA WHIP	37 Sean O'Sullivan, R ERA: 5.49	51 Robinson Tejeda, R ERA: 3.54	55 Gil Meche, R ERA: 5.69	48 Joakim Soria, R ERA: 1.78	38 Blake Wood, R ERA: 5.07	PITCHER	IP WLS BF H R ER SO BB IBB HBP BLK WP HR S P ERA WHIP	31 Dusty Hughes, L ERA: 3.83	56 Greg Holland, R ERA: 6.75										

Tampa Bay Rays @ Kansas City Royals
Kauffman Stadium, Kansas City, MO
Sun Oct 03 2010, 1:10 PM - 4:49 PM CDT
Att. 20,936 - Sunny - 58 F

AB 43
R 3
H 7
RBI 2
BB 3
SO 13
LOB 15



Batter	1	2	3	4	5	6	7	8	9	10	11	12	AB	R	H	RBI	BB	SO	LOB	BOTTOM
1 Jarrod Dyson, L OBP: 0.280, SLG: 0.404	E5		K		SH5-4			G4-3		K			4	0	0	0	0	2	1	
7 Gregor Blanco, L OBP: 0.360, SLG: 0.367													1	0	1	0	0	0	0	
13 Mike Aviles, R OBP: 0.335, SLG: 0.413	F9				L8					G6-3			5	0	1	0	1	1	4	
16 Billy Butler, R OBP: 0.388, SLG: 0.469	K												5	0	0	0	0	3	5	
30 Kila Ka'aihue, L OBP: 0.307, SLG: 0.394	K												3	1	0	0	2	2	1	
24 Wilson Betemit, S OBP: 0.378, SLG: 0.511																				
4 Alex Gordon, L OBP: 0.315, SLG: 0.355	P6												5	1	1	2	0	2	0	
3 Yuniesky Betancourt, R OBP: 0.288, SLG: 0.405																				
3 Brayan Peña, S OBP: 0.306, SLG: 0.335																				
12 Mitch Maier, L OBP: 0.333, SLG: 0.375																				
Inning Stats	R: 0 E: 1 K: 2 S: 15	H: 0 LOB: 1 BB: 0 P: 20	R: 0 H: 0 ER: 0 K: 0 S: 4	R: 0 H: 1 LOB: 2 K: 2 S: 13	R: 2 H: 1 LOB: 0 K: 2 S: 24	R: 0 H: 1 LOB: 1 K: 0 S: 6	R: 0 H: 0 LOB: 0 K: 0 S: 8	R: 0 H: 0 LOB: 0 K: 0 S: 6	R: 0 H: 1 LOB: 1 K: 2 S: 11	R: 0 H: 1 LOB: 1 K: 2 S: 11	R: 0 H: 0 LOB: 0 K: 1 S: 10	R: 0 H: 0 LOB: 0 K: 3 S: 11	R: 0 H: 1 LOB: 2 K: 1 S: 15	1B: 4 2B: 1 3B: 0 HR: 1	SF: 0 SAC: 1 DP: 0 HBP: 0	WP: 1 PB: 0 SB: 3 CS: 1	PA: 47			
PITCHER	IP WLS BF H R ER SO BB IBB HBP BLK WP HR S P ERA WHIP	40 Wade Davis, R ERA: 4.07	36 Randy Choate, L ERA: 4.23	35 Dan Wheeler, R ERA: 3.92	31 Lance Cormier, R ERA: 3.92	53 Joaquin Benoit, R ERA: 1.34	PITCHER	IP WLS BF H R ER SO BB IBB HBP BLK WP HR S P ERA WHIP	55 Chad Qualls, R ERA: 7.32	34 Jeff Niemann, R ERA: 4.39	29 Rafael Soriano, R ERA: 1.73									

Tampa Bay Rays @ Kansas City Royals
Kauffman Stadium, Kansas City, MO
Sun Oct 03 2010, 1:10 PM - 4:49 PM CDT
Att. 20,936 - Sunny - 58 F

AB 42
R 2
H 6
RBI 2
BB 4
SO 15
LOB 17



Batter	1	2	3	4	5	6	7	8	9	AB	R	H	RBI	BB	SO	LOB	TOP										
1 Elvis Andrus, R OBP: 0.300, SLG: 0.300	G6-3		G6-3		F9	F9			G6-3	5	1	2	0	0	0	1											
10 Michael Young, R OBP: 0.250, SLG: 0.625	K2-3		G6-3		HR	HR			F8-4	4	1	2	3	0	1	1											
32 Josh Hamilton, L OBP: 0.250, SLG: 0.250	K		F9						F8-4	4	0	1	0	0	1	2											
27 Vladimir Guerrero, R OBP: 0.375, SLG: 0.375		G4-3		F9	FC4				K	4	1	0	0	0	1	1											
17 Nelson Cruz, R OBP: 0.375, SLG: 0.875				G5-3					K	4	0	2	0	0	1	0											
5 Ian Kinsler, R OBP: 0.375, SLG: 0.750				G6-3					K	4	1	2	2	0	1	1											
18 Mitch Moreland, L				F7	P4				F7	4	0	0	0	0	0	3											
15 Matt Treanor, R				HBP					K	1	1	0	0	1	1	0											
20 Julio Borbon, L				G3	FC5-6				K	4	1	0	0	0	2	3											
Inning Stats	R: 0 E: 0 K: 2 S: 9	H: 0 LOB: 0 BB: 0 P: 16	R: 0 E: 0 K: 0 S: 10	H: 1 LOB: 1 BB: 0 P: 15	R: 1 E: 1 K: 0 S: 11	H: 1 LOB: 1 BB: 0 P: 18	R: 1 E: 0 K: 0 S: 4	H: 1 LOB: 0 BB: 0 P: 9	R: 4 E: 0 K: 2 S: 16	H: 5 LOB: 2 BB: 0 P: 30	R: 0 E: 0 K: 2 S: 9	H: 0 LOB: 0 BB: 0 P: 13	R: 0 E: 0 K: 1 S: 7	H: 1 LOB: 0 BB: 0 P: 10	R: 0 E: 0 K: 2 S: 12	H: 0 LOB: 0 BB: 0 P: 18	R: 0 E: 0 K: 1 S: 6	H: 0 LOB: 0 BB: 1 P: 12	1B: 6 2B: 2 3B: 0 HR: 2	SF: 0 SAC: 0 DP: 2 HBP: 2	WP: 0 PB: 0 SB: 1 CS: 0	PA: 37					
PITCHER	IP	WLS	BF	H	R	ER	SO	BB	IBB	HBP	BLK	WP	HR	S	P	ERA	WHIP										
33 James Shields, R ERA: 8.31	4.1	L	19	4	4	4	2	0	0	2	0	0	1	38	68	8.31	0.923										
55 Chad Qualls, L ERA: 10.8	0.1		5	4	2	2	0	0	0	0	0	0	1	10	17	54.00	12.000										
36 Randy Choate, L ERA:	0.1		1	0	0	0	0	0	0	0	0	0	0	2	3	0.00	0.000										
35 Dan Wheeler, R ERA:	1.0		3	0	0	0	2	0	0	0	0	0	0	9	13	0.00	0.000										
34 Jeff Niemann, R ERA:	3.0		9	1	0	0	4	1	0	0	0	0	0	25	40	0.00	0.667										
Batter	1	2	3	4	5	6	7	8	9	AB	R	H	RBI	BB	SO	LOB	BOTTOM										
8 Jason Bartlett, R OBP: 0.429, SLG: 0.333			G6-3						F8	3	0	1	0	0	0	3											
2 B.J. Upton, R	P3								HBP	4	0	0	0	0	2	2											
13 Carl Crawford, L OBP: 0.125, SLG: 0.125									F8	4	0	0	0	0	1	2											
3 Evan Longoria, R OBP: 0.125, SLG: 0.125									F8	4	0	0	0	0	1	3											
18 Ben Zobrist, S OBP: 0.375, SLG: 0.857									L9	3	0	0	0	1	0	1											
16 Willy Aybar, S OBP: 0.250, SLG: 0.500									L9	4	0	1	0	0	1	0											
10 Kelly Shoppach, R									L9	3	0	0	0	1	2	2											
1 Sean Rodriguez, R									BB	2	0	0	0	0	1	1											
20 Matt Joyce, L									BB	1	0	0	0	0	1	2											
8 Desmond Jennings, R									BB	2	0	0	0	0	1	1											
24 Dan Johnson, L									BB	0	0	0	0	1	0	0											
Inning Stats	R: 0 E: 0 K: 0 S: 9	H: 1 LOB: 1 BB: 0 P: 14	R: 0 E: 0 K: 1 S: 8	H: 0 LOB: 0 BB: 0 P: 12	R: 0 E: 0 K: 2 S: 11	H: 0 LOB: 0 BB: 0 P: 17	R: 0 E: 1 K: 1 S: 8	H: 0 LOB: 1 BB: 0 P: 12	R: 0 E: 0 K: 2 S: 8	H: 0 LOB: 1 BB: 0 P: 12	R: 0 E: 0 K: 2 S: 14	H: 1 LOB: 3 BB: 2 P: 29	R: 0 E: 0 K: 1 S: 5	H: 0 LOB: 0 BB: 0 P: 7	R: 0 E: 0 K: 1 S: 9	H: 0 LOB: 0 BB: 0 P: 13	1B: 1 2B: 1 3B: 0 HR: 0	SF: 0 SAC: 0 DP: 0 HBP: 1	WP: 0 PB: 0 SB: 0 CS: 0	PA: 34							
PITCHER	IP	WLS	BF	H	R	ER	SO	BB	IBB	HBP	BLK	WP	HR	S	P	ERA	WHIP										
36 C.J. Wilson, L ERA:	6.1	W	25	2	0	0	7	2	0	1	0	0	0	65	104	0.00	0.632										
56 Darren O'Day, R ERA:	0.1		1	0	0	0	1	0	0	0	0	0	0	3	5	0.00	0.000										
28 Darren Oliver, L ERA:	2.1		8	0	0	0	2	1	0	0	0	0	0	16	26	0.00	0.429										


Texas Rangers @ Tampa Bay Rays
Tropicana Field, St. Petersburg, FL
Thu Oct 07 2010, 2:39 PM - 5:49 PM EDT
Att: 35,535 - Dome - 72 F

AB	34
R	6
H	9
RBI	5
BB	1
SO	8
LOB	12



Texas Rangers @ Tampa Bay Rays
Tropicana Field, St. Petersburg, FL
Thu Oct 07 2010, 2:39 PM - 5:49 PM EDT
Att: 35,535 - Dome - 72 F

AB	30
R	0
H	2
RBI	0
BB	3
SO	10
LOB	17



Batter	1	2	3	4	5	6	7	8	9	AB	R	H	RBI	BB	SO	LOB	TOP				
28 John Jaso, L (1,2) OBP: 0.364, SLG: 0.300										5	0	1	0	0	0	1	<p>Tampa Bay Rays @ Texas Rangers Rangers Ballpark in Arlington, Arlington, TX Sun Oct 10 2010, 1:09 PM - 4:30 PM EDT Att: 49,218 - Sunny - 82 F</p> <p>livebaseballscorecards.com</p> <p>AB 38 R 5 H 12 RBI 4 BB 0 SO 12 LOB 16</p>				
18 Ben Zobrist, S (1,4) OBP: 0.389, SLG: 0.625										5	1	2	0	0	3	2					
13 Carl Crawford, L (1,7) OBP: 0.176, SLG: 0.353										4	0	0	0	0	1	3					
3 Evan Longoria, R (1,5) OBP: 0.294, SLG: 0.563										4	2	3	2	0	0	0					
23 Carlos Pena, L (1,3) OBP: 0.538, SLG: 1.000										4	2	2	1	0	1	1					
20 Matt Joyce, L (1,9) OBP: 0.222, SLG: 0.222										4	0	1	0	0	2	2					
24 Dan Johnson, L (1,10) OBP: 0.500, SLG: 0.429										4	0	0	0	0	2	4					
2 B.J. Upton, R (1,8) OBP: 0.176, SLG: 0.294										4	0	2	1	0	1	1					
15 Reid Brignac, L (1,6) OBP: 0.385, SLG: 0.273										2	0	0	0	0	2	1					
8 Jason Bartlett, R (6,PH) OBP: 0.385, SLG: 0.273										2	0	1	0	0	0	1					
Inning Stats	R: 0 E: 0 K: 1 S: 8	H: 1 LOB: 0 BB: 0 P: 13	R: 1 E: 1 K: 1 S: 12	H: 1 LOB: 1 BB: 0 P: 18	R: 0 E: 0 K: 2 S: 13	H: 1 LOB: 1 BB: 0 P: 15	R: 2 E: 0 K: 3 S: 21	H: 3 LOB: 1 BB: 0 P: 27	R: 2 E: 0 K: 1 S: 13	H: 2 LOB: 0 BB: 0 P: 17	R: 0 E: 1 K: 0 S: 8	H: 2 LOB: 1 BB: 0 P: 12	R: 0 E: 0 K: 1 S: 10	H: 1 LOB: 1 BB: 0 P: 11	R: 0 E: 0 K: 1 S: 8	H: 1 LOB: 1 BB: 0 P: 10	1B: 6 2B: 4 3B: 1 HR: 1	SF: 0 SAC: 0 DP: 2 HBP: 0	WP: 0 PB: 1 CS: 0	PA: 38	
PITCHER	IP: 4.0 WLS: L BF: 18	H: 6 R: 3 ER: 2 SO: 7	BB: 0 IBB: 0 HBP: 0 BLK: 0	WP: 0 HR: 0 S: 54 P: 73	ERA: 4.50 WHIP: 1.500	IP: 4.0 WLS: L BF: 16	H: 5 R: 2 ER: 2 SO: 4	BB: 0 IBB: 0 HBP: 0 BLK: 0	WP: 0 HR: 1 S: 39 P: 52	ERA: 4.50 WHIP: 1.250	IP: 1.0 WLS: L BF: 4	H: 1 R: 0 ER: 0 SO: 1	BB: 0 IBB: 0 HBP: 0 BLK: 0	WP: 0 HR: 0 S: 8 P: 10	ERA: 0.00 WHIP: 1.000						

Batter	1	2	3	4	5	6	7	8	9	AB	R	H	RBI	BB	SO	LOB	BOTTOM												
1 Elvis Andrus, R (1,6) OBP: 0.316, SLG: 0.368										5	0	2	0	0	0	2	<p>Tampa Bay Rays @ Texas Rangers Rangers Ballpark in Arlington, Arlington, TX Sun Oct 10 2010, 1:09 PM - 4:30 PM EDT Att: 49,218 - Sunny - 82 F</p> <p>livebaseballscorecards.com</p> <p>AB 34 R 2 H 8 RBI 2 BB 3 SO 8 LOB 18</p>												
10 Michael Young, R (1,5) OBP: 0.188, SLG: 0.375										4	0	1	0	0	1	2													
32 Josh Hamilton, L (1,8) OBP: 0.250, SLG: 0.143										2	0	0	0	2	0	1													
27 Vladimir Guerrero, R (1,10) OBP: 0.313, SLG: 0.333										4	0	1	0	0	1	5													
17 Nelson Cruz, R (1,9) OBP: 0.313, SLG: 0.938										4	1	1	1	0	3	1													
5 Ian Kinsler, R (1,4) OBP: 0.438, SLG: 0.786										3	1	1	0	1	0	1													
7 David Murphy, L (1,7) OBP: 0.143, SLG: 0.143										4	0	0	0	0	1	3													
11 Bengie Molina, R (1,2) OBP: 0.400, SLG: 0.700										3	0	1	0	0	1	2													
20 Julio Borbon, L (9,PH) OBP: 0.438, SLG: 0.700										1	0	0	0	0	0	0													
18 Mitch Moreland, L (1,3) OBP: 0.182, SLG: 0.364										4	0	1	1	0	1	1													
Inning Stats	R: 0 E: 0 K: 1 S: 8	H: 0 LOB: 0 BB: 1 P: 17	R: 0 E: 0 K: 2 S: 11	H: 0 LOB: 1 BB: 1 P: 21	R: 0 E: 0 K: 1 S: 8	H: 1 LOB: 1 BB: 0 P: 10	R: 0 E: 0 K: 2 S: 14	H: 1 LOB: 1 BB: 0 P: 19	R: 0 E: 0 K: 1 S: 13	H: 2 LOB: 3 BB: 1 P: 24	R: 2 E: 0 K: 0 S: 16	H: 3 LOB: 0 BB: 0 P: 24	R: 0 E: 0 K: 1 S: 6	H: 0 LOB: 0 BB: 0 P: 7	R: 0 E: 0 K: 1 S: 6	H: 0 LOB: 0 BB: 0 P: 7	R: 0 E: 0 K: 1 S: 10	H: 0 LOB: 0 BB: 0 P: 15	1B: 5 2B: 2 3B: 0 HR: 1	SF: 0 SAC: 0 DP: 1 HBP: 0	WP: 0 PB: 1 CS: 0	PA: 37							
PITCHER	IP: 5.0 WLS: W BF: 24	H: 7 R: 2 ER: 2 SO: 7	BB: 3 IBB: 0 HBP: 0 BLK: 0	WP: 0 HR: 1 S: 57 P: 94	ERA: 3.60 WHIP: 2.000	IP: 0.1 WLS: L BF: 1	H: 0 R: 0 ER: 0 SO: 0	BB: 0 IBB: 0 HBP: 0 BLK: 0	WP: 0 HR: 4 S: 6 P: 6	ERA: 0.00 WHIP: 0.000	IP: 1.2 WLS: L BF: 6	H: 1 R: 0 ER: 0 SO: 0	BB: 0 IBB: 0 HBP: 0 BLK: 0	WP: 0 HR: 15 S: 22 P: 22	ERA: 0.00 WHIP: 0.600	IP: 1.0 WLS: L BF: 3	H: 0 R: 0 ER: 0 SO: 1	BB: 0 IBB: 0 HBP: 0 BLK: 0	WP: 0 HR: 6 S: 7 P: 7	ERA: 0.00 WHIP: 0.000	IP: 1.0 WLS: S BF: 3	H: 0 R: 0 ER: 0 SO: 0	BB: 0 IBB: 0 HBP: 0 BLK: 0	WP: 0 HR: 10 S: 15 P: 15	ERA: 0.00 WHIP: 0.000				

Batter	1	2	3	4	5	6	7	8	9	AB	R	H	RBI	BB	SO	LOB	TOP			
1 Elvis Andrus, R OBP: 0.333, SLG: 0.375										5	1	2	0	0	1	2				
10 Michael Young, R OBP: 0.150, SLG: 0.300										4	0	0	0	0	1	3				
32 Josh Hamilton, L OBP: 0.200, SLG: 0.111										4	0	0	1	0	2	1				
27 Vladimir Guerrero, R OBP: 0.300, SLG: 0.316										4	1	1	0	0	0	1				
17 Nelson Cruz, R OBP: 0.400, SLG: 0.950										4	2	3	0	0	1	0				
5 Ian Kinsler, R OBP: 0.500, SLG: 0.944										4	1	3	3	0	0	1				
21 Jeff Francoeur, R OBP: 0.125, SLG: 0.250										4	0	0	0	0	1	3				
11 Bengie Molina, R OBP: 0.357, SLG: 0.571										4	0	1	0	0	0	0				
18 Mitch Moreland, L OBP: 0.200, SLG: 0.400										4	0	1	0	0	2	1				
Inning Stats	R: 1 E: 0 K: 1 S: 11	H: 1 LOB: 0 BB: 0 P: 18	R: 0 E: 0 K: 1 S: 8	H: 1 LOB: 0 BB: 0 P: 14	R: 0 E: 0 K: 2 S: 12	H: 1 LOB: 1 BB: 0 P: 19	R: 1 E: 0 K: 2 S: 15	H: 2 LOB: 1 BB: 0 P: 21	R: 0 E: 0 K: 0 S: 10	H: 0 LOB: 0 BB: 0 P: 15	R: 0 E: 0 K: 1 S: 6	H: 0 LOB: 0 BB: 0 P: 8	R: 0 E: 0 K: 1 S: 11	H: 0 LOB: 0 BB: 0 P: 15	R: 2 E: 0 K: 0 S: 11	H: 3 LOB: 1 BB: 0 P: 12	1B: 8 2B: 2 3B: 0 HR: 1	SF: 0 SAC: 0 DP: 2 HBP: 0	WP: 0 PB: 0 SB: 3 CS: 0	PA: 37
PITCHER	IP WLS BF H R ER SO BB IBB HBP BLK WP HR S P ERA WHIP																			
14 David Price, L ERA: 4.97	6.0 L 25 8 3 3 6 0 0 0 0 0 0 68 104 4.50 1.333																			
50 Grant Balfour, R ERA:	1.0 3 0 0 0 1 0 0 0 0 0 0 6 8 0.00 0.000																			
53 Joaquin Benoit, R ERA:	1.0 3 0 0 0 1 0 0 0 0 0 0 11 15 0.00 0.000																			
29 Rafael Soriano, R ERA: 9.0	1.0 6 3 2 2 0 0 0 0 0 0 1 11 12 18.00 3.000																			

Texas Rangers @ Tampa Bay Rays
Tropicana Field, St. Petersburg, FL
Tue Oct 12 2010, 8:10 PM - 11:08 PM EDT
Att: 41,845 - Dome - 72 F

AB 37
R 5
H 11
RBI 4
BB 0
SO 8
LOB 12



Batter	1	2	3	4	5	6	7	8	9	AB	R	H	RBI	BB	SO	LOB	BOTTOM			
8 Jason Bartlett, R OBP: 0.471, SLG: 0.467										4	0	3	0	0	0	0				
18 Ben Zobrist, S OBP: 0.394, SLG: 0.550										4	0	1	1	0	2	2				
13 Carl Crawford, L OBP: 0.143, SLG: 0.286										4	0	0	0	0	0	3				
3 Evan Longoria, R OBP: 0.238, SLG: 0.450										4	0	0	0	0	1	3				
23 Carlos Pena, L OBP: 0.412, SLG: 0.714										4	0	0	0	0	3	0				
2 B.J. Upton, R OBP: 0.190, SLG: 0.286										4	0	1	0	0	1	0				
24 Dan Johnson, L OBP: 0.417, SLG: 0.333										2	0	0	0	0	1	0				
16 Willy Aybar, S OBP: 0.167, SLG: 0.333										1	0	0	0	0	1	1				
10 Kelly Shoppach, R OBP: 0.200, SLG: 0.200										3	0	0	0	0	0	1				
1 Sean Rodriguez, R OBP: 0.200, SLG: 0.200										3	1	1	0	0	2	1				
Inning Stats	R: 0 E: 0 K: 0 S: 7	H: 1 LOB: 0 BB: 0 P: 12	R: 0 E: 0 K: 1 S: 8	H: 0 LOB: 0 BB: 0 P: 13	R: 1 E: 1 K: 0 S: 15	H: 3 LOB: 2 BB: 0 P: 17	R: 0 E: 0 K: 3 S: 9	H: 0 LOB: 0 BB: 0 P: 13	R: 0 E: 0 K: 2 S: 16	H: 1 LOB: 1 BB: 0 P: 21	R: 0 E: 0 K: 1 S: 9	H: 0 LOB: 0 BB: 0 P: 11	R: 0 E: 0 K: 1 S: 9	H: 0 LOB: 0 BB: 0 P: 11	R: 0 E: 0 K: 1 S: 6	H: 0 LOB: 0 BB: 0 P: 9	1B: 5 2B: 1 3B: 0 HR: 0	SF: 0 SAC: 0 DP: 0 HBP: 0	WP: 0 PB: 0 SB: 1 CS: 0	PA: 33
PITCHER	IP WLS BF H R ER SO BB IBB HBP BLK WP HR S P ERA WHIP																			
33 Cliff Lee, L ERA: 1.13	9.0 W 33 6 1 1 11 0 0 0 0 0 0 89 120 1.00 0.667																			

Texas Rangers @ Tampa Bay Rays
Tropicana Field, St. Petersburg, FL
Tue Oct 12 2010, 8:10 PM - 11:08 PM EDT
Att: 41,845 - Dome - 72 F

AB 33
R 1
H 6
RBI 1
BB 0
SO 11
LOB 11

