

# Tampa Bay Rays - 2011









Batter	1	2	3	4	5	6	7	8	9	AB	R	H	RBI	BB	SO	LOB	TOP		
66 Gorkys Hernández, R OBP: 0.200, SLG: 0.200 89 Brad Chalk, L	G4-3		K		G5-3		76 S 1B			4	0	1	0	0	1	1	<b>Pittsburgh Pirates @ Tampa Bay Rays</b> Charlotte Sports Park, Port Charlotte, FL Mon Feb 28 2011, 1:09 PM - 3:59 PM EST Att: 3,471 - Sunny - 83 F		
5 Ronny Cedeno, R 3 Pedro Ciriaco, R	F9			G5-3	P4		P6			3	0	0	0	0	0	0			
18 Neil Walker, S 76 Corey Wimberly, S	K			23 2B 17 1B	K		G5-3			3	1	1	0	0	2	0			
23 Matt Diaz, R 81 Andrew Lambo, L		P4		17 1B 10 HR			G6-3			3	1	1	0	0	0	0			
17 Josh Fields, R 75 Jeremy Farrell, R	K			10 HR			G6-3			3	1	1	1	0	1	0			
10 Garrett Atkins, R 97 Calvin Anderson, R	F7			2-3 3-H 2-H 3-H	HR		G4-3			3	1	1	3	0	0	0			
44 Alex Presley, L Wes Freeman, R			G1-3	19 WP 68 PB	BB		F8			2	1	0	0	1	0	0			
19 Chris Snyder, R					K		E5 68 F 66 WP			3	1	0	0	1	1	1			
68 Dusty Brown, R 80 Eric Fryer, R	P4			1-3	P3		E5 66 WP			3	0	1	0	0	0	1			
										1B: 4	SF: 0	2B: 1	SAC: 0	3B: 0	DP: 0	HR: 1		HBP: 0	
<b>Inning Stats</b>	R: 0 E: 0 K: 1 S: 5	H: 0 LOB: 0 BB: 0 P: 5	R: 0 E: 0 K: 1 S: 5	H: 0 LOB: 0 BB: 0 P: 5	R: 0 E: 0 K: 1 S: 5	H: 4 LOB: 1 BB: 1 P: 9	R: 5 E: 0 K: 1 S: 9	H: 4 LOB: 0 BB: 0 P: 16	R: 0 E: 0 K: 0 S: 3	H: 0 LOB: 0 BB: 0 P: 3	R: 1 E: 2 K: 0 S: 8	H: 2 LOB: 2 BB: 0 P: 9	R: 0 E: 0 K: 1 S: 5	H: 0 LOB: 0 BB: 0 P: 5	R: 0 E: 0 K: 1 S: 5	H: 0 LOB: 0 BB: 0 P: 5	WP: 2 PB: 1 SB: 2 CS: 0	PA: 36	
<b>PITCHER</b>	IP	WLS	BF	H	R	ER	SO	BB	IBB	HBP	BLK	WP	HR	S	P	ERA	WHIP		
34 Jeff Niemann, R	1.0		3	0	0	0	1	0	0	0	0	0	0	5	5	0.00	0.000		
43 Kyle Farnsworth, R	1.0		3	0	0	0	1	0	0	0	0	0	0	5	5	0.00	0.000		
62 Joel Peralta, R	1.0		4	0	0	0	1	1	0	0	0	0	0	5	9	0.00	1.000		
54 Mike Ekstrom, R	0.2		7	4	5	4	1	1	0	0	0	1	1	8	14	54.00	7.500		
74 Cory Wade, R	1.1		4	0	0	0	1	0	0	0	0	0	0	6	7	0.00	0.000		
<b>PITCHER</b>	IP	WLS	BF	H	R	ER	SO	BB	IBB	HBP	BLK	WP	HR	S	P	ERA	WHIP		
27 Cesar Ramos, L	1.0		3	0	0	0	0	0	0	0	0	0	0	3	3	0.00	0.000		
57 Jake McGee, L	1.0	L	6	2	1	0	0	0	0	0	0	1	0	8	9	0.00	2.000		
49 Dane De La Rosa, R	1.0		3	0	0	0	1	0	0	0	0	0	0	5	5	0.00	0.000		
53 Alex Cobb, R	1.0		3	0	0	0	1	0	0	0	0	0	0	5	5	0.00	0.000		

Batter	1	2	3	4	5	6	7	8	9	AB	R	H	RBI	BB	SO	LOB	BOTTOM			
28 John Jaso, L 61 Russ Canzler, R	G4-3		F7	F7			F8		F9	3	0	0	0	0	0	2	<b>Pittsburgh Pirates @ Tampa Bay Rays</b> Charlotte Sports Park, Port Charlotte, FL Mon Feb 28 2011, 1:09 PM - 3:59 PM EST Att: 3,471 - Sunny - 83 F			
22 Johnny Damon, L 23 Casey Kotchman, L (5, FH)	G6-3		24 1B 3 1B			F7			CS	2	1	1	1	0	0	0				
3 Evan Longoria, R 1 Sean Rodriguez, R	K		24 1B 18 2B			K			F8	2	1	1	0	0	1	0				
24 Manny Ramirez, R 38 Robinson Chirinos, R		G5-4-3 20 WP	18 1B 18 2B			P4			F9	2	1	2	1	0	0	0				
18 Ben Zobrist, S 5 Sam Fuld, L		G5-4-3 2 1B	18 1B 18 2B			G3			G4-3	2	0	2	1	0	0	0				
2 B.J. Upton, R 8 Desmond Jennings, R		G5-4-3 1-2 2-3	18 1B 18 2B			G3 11 2B			G5-3	2	0	0	0	0	0	4				
20 Matt Joyce, L 66 Chris Carter, L	F9								G4-3	2	0	0	0	0	0	1				
24 Dan Johnson, L									G4-3	2	0	0	0	0	0	0				
11 Justin Ruggiano, R 15 Reid Brignac, L			K	K					G6-3	2	0	1	1	0	0	0				
79 Joe Inglett, L										2	1	2	0	0	0	0				
										1B: 6	SF: 0	2B: 4	SAC: 0	3B: 0	DP: 1	HR: 0	HBP: 0			
<b>Inning Stats</b>	R: 0 E: 0 K: 1 S: 5	H: 2 LOB: 0 BB: 0 P: 5	R: 1 E: 0 K: 0 S: 4	H: 2 LOB: 0 BB: 0 P: 5	R: 3 E: 0 K: 1 S: 10	H: 5 LOB: 2 BB: 0 P: 10	R: 0 E: 0 K: 1 S: 6	H: 1 LOB: 1 BB: 0 P: 6	R: 0 E: 0 K: 0 S: 5	H: 0 LOB: 0 BB: 0 P: 5	R: 1 E: 0 K: 0 S: 4	H: 1 LOB: 1 BB: 1 P: 8	R: 0 E: 0 K: 0 S: 4	H: 0 LOB: 0 BB: 0 P: 4	R: 0 E: 0 K: 0 S: 3	H: 0 LOB: 0 BB: 0 P: 3	R: 0 E: 0 K: 0 S: 3	H: 0 LOB: 0 BB: 1 P: 7	WP: 1 PB: 0 SB: 0 CS: 1	PA: 38
<b>PITCHER</b>	IP	WLS	BF	H	R	ER	SO	BB	IBB	HBP	BLK	WP	HR	S	P	ERA	WHIP			
64 Bryan Morris, R	2.0		7	2	1	1	1	0	0	0	0	0	0	10	10	27.00	5.000			
38 Fernando Nieve, R	1.0		8	5	3	3	1	0	0	0	0	0	0	11	11	0.00	0.500			
67 Kyle McPherson, R	2.0	H	7	1	0	0	2	0	0	0	0	0	0	8	12	4.50	1.500			
73 Rudy Owens, L	2.0	W	9	2	1	1	0	1	0	0	0	0	0	6	10	0.00	0.500			
43 Sean Gallagher, R	2.0	S	6	0	0	0	0	1	0	0	0	0	0	6	10	0.00	0.500			







Batter	1	2	3	4	5	6	7	8	9	AB	R	H	RBI	BB	SO	LOB	TOP										
8 Desmond Jennings, R OBP: 0.417, SLG: 0.125 30 Brandon Guyer, R OBP: 0.250, SLG: 0.288										3	0	0	0	0	1	0											
15 Reid Brignac, L OBP: 0.571, SLG: 0.714 64 Tim Beckham, R OBP: 0.429, SLG: 0.333										3	1	1	0	0	0	0											
18 Ben Zobrist, S OBP: 0.429, SLG: 0.714 Leslie Anderson, L (6, 3)										3	1	1	0	0	0	0											
20 Matt Joyce, L OBP: 0.143, SLG: 0.143 61 Russ Canzler, R (6, 9)										3	0	1	0	0	1	2											
24 Dan Johnson, L OBP: 0.286, SLG: 0.714 23 Casey Kotchman, L (8, PH) OBP: 0.500, SLG: 0.556										3	2	2	2	0	0	1											
45 Felipe Lopez, S OBP: 0.667, SLG: 0.750 16 Ray Olmedo, S OBP: 0.200, SLG: 0.400										3	0	2	1	0	0	1											
79 Joe Inglett, L OBP: 0.429, SLG: 0.200 26 J.J. Furmaniak, R (6, 5)										3	0	1	1	0	1	3											
41 Nevin Ashley, R (1, 2) 31 Jose Lobaton, S OBP: 0.250, SLG: 0.250 (6, 2)										2	0	0	0	0	1	2											
11 Justin Ruggiano, R OBP: 0.222, SLG: 0.444 66 Chris Carter, L OBP: 0.375, SLG: 0.429 (7, 7)										3	0	0	0	0	2	0											
<b>Inning Stats</b>	R: 0 E: 0 K: 1 S: 5	H: 0 LOB: 0 BB: 0 P: 5	R: 0 E: 0 K: 2 S: 9	H: 2 LOB: 2 BB: 0 P: 9	R: 0 E: 0 K: 1 S: 5	H: 0 LOB: 0 BB: 0 P: 5	R: 1 E: 0 K: 1 S: 7	H: 2 LOB: 1 BB: 0 P: 7	R: 0 E: 0 K: 1 S: 5	H: 0 LOB: 0 BB: 0 P: 5	R: 3 E: 0 K: 0 S: 7	H: 4 LOB: 1 BB: 0 P: 7	R: 0 E: 0 K: 0 S: 3	H: 0 LOB: 0 BB: 0 P: 3	R: 0 E: 0 K: 1 S: 5	H: 1 LOB: 1 BB: 0 P: 6	1B: 5 2B: 3 3B: 1 HR: 0	SF: 0 SAC: 0 DP: 0 HBP: 0	WP: 0 PB: 0 SB: 0 CS: 0	PA: 36							
<b>PITCHER</b>	IP	WLS	BF	H	R	ER	SO	BB	IBB	HBP	BLK	WP	HR	S	P	ERA	WHIP										
23 Brandon Morrow, R ERA: 4.5	3.0		11	2	0	0	4	0	0	0	0	0	0	19	19	0.00	0.667										
59 Brad Mills, L ERA: 4.5	2.0	H	8	2	1	1	2	0	0	0	0	0	0	12	12	4.50	1.000										
29 Octavio Dotel, R ERA: 27.0	1.0	B	7	4	3	3	0	0	0	0	0	0	0	7	7	27.00	4.000										
54 Jason Frasor, R ERA: 4.5	1.0		3	0	0	0	0	0	0	0	0	0	0	3	3	0.00	0.000										
57 Shawn Camp, R ERA: 4.5	1.0		3	0	0	0	1	0	0	0	0	0	0	5	5	0.00	0.000										

Tampa Bay Rays @ Toronto Blue Jays  
Florida Auto Exchange Stadium, Dunedin, FL  
Wed Mar 02 2011, 1:08 PM - 3:49 PM EST  
Att. 4,270 - Partly Cloudy - 73 F

AB 36  
R 4  
H 9  
RBI 4  
BB 0  
SO 8  
LOB 13



Batter	1	2	3	4	5	6	7	8	9	AB	R	H	RBI	BB	SO	LOB	BOTTOM										
16 Corey Patterson, L (1, 7) Jake Marisnick, R (8, 7)										4	0	0	0	0	1	3											
5 Yunel Escobar, R OBP: 0.500, SLG: 0.556 68 Jonathan Diaz, R OBP: 0.429, SLG: 0.500										4	0	1	0	0	0	1											
13 Brett Lawrie, R OBP: 0.182, SLG: 0.182 6 John McDonald, R OBP: 0.429, SLG: 0.429										3	0	0	0	0	1	2											
26 Adam Lind, L OBP: 0.455, SLG: 0.375 28 David Cooper, L OBP: 0.571, SLG: 0.400										2	0	0	0	1	0	0											
20 Juan Rivera, R OBP: 0.500, SLG: 0.714 74 Moisés Sierra, R OBP: 0.286, SLG: 0.167										3	1	1	0	0	0	1											
10 Edwin Encarnación, R OBP: 0.162, SLG: 0.455 62 Eric Thames, L OBP: 0.500, SLG: 1.111										3	1	2	2	0	0	0											
9 J.P. Arencibia, R (1, 2) 31 Brian Jeroloman, L (8, PH) (9, 2)										2	1	0	0	1	0	1											
43 Anthony Gose, L (1, 8) 1 Darin Mastroianni, R OBP: 0.167, SLG: 0.167										2	0	0	0	1	0	0											
18 Mike McCoy, R OBP: 0.364, SLG: 0.400 83 Kevin Ahrens, R (7, PR) (8, 4) 14 Ryan Budde, R (8, PH)										2	0	1	1	0	0	1											
<b>Inning Stats</b>	R: 0 E: 0 K: 0 S: 3	H: 2 LOB: 1 BB: 2 P: 18	R: 0 E: 0 K: 1 S: 5	H: 0 LOB: 0 BB: 0 P: 5	R: 0 E: 0 K: 0 S: 3	H: 0 LOB: 0 BB: 0 P: 3	R: 0 E: 0 K: 0 S: 5	H: 2 LOB: 2 BB: 0 P: 5	R: 0 E: 0 K: 0 S: 3	H: 1 LOB: 1 BB: 1 P: 7	R: 0 E: 0 K: 0 S: 3	H: 0 LOB: 1 BB: 0 P: 5	R: 0 E: 0 K: 2 S: 9	H: 2 LOB: 2 BB: 0 P: 9	R: 2 E: 0 K: 0 S: 3	H: 2 LOB: 1 BB: 1 P: 7	1B: 5 2B: 3 3B: 0 HR: 1	SF: 0 SAC: 1 DP: 1 HBP: 1	WP: 1 PB: 0 SB: 2 CS: 0	PA: 38							
<b>PITCHER</b>	IP	WLS	BF	H	R	ER	SO	BB	IBB	HBP	BLK	WP	HR	S	P	ERA	WHIP										
14 David Price, L ERA: 9.0	2.0		10	2	3	3	1	2	0	0	0	0	0	11	21	13.50	2.000										
75 Jonah Bayliss, R ERA: 9.0	1.0		3	0	0	0	1	0	0	0	0	0	0	5	5	0.00	0.000										
40 Wade Davis, R ERA: 9.0	1.0		3	0	0	0	0	0	0	0	0	0	0	3	3	0.00	0.000										
36 Adam Russell, R ERA: 9.0	1.0	H	5	2	0	0	0	0	0	0	0	0	0	5	5	0.00	2.000										
78 Chris Bootcheck, R ERA: 9.0	1.0	H	4	1	0	0	0	1	0	0	0	0	0	3	7	0.00	2.000										

Tampa Bay Rays @ Toronto Blue Jays  
Florida Auto Exchange Stadium, Dunedin, FL  
Wed Mar 02 2011, 1:08 PM - 3:49 PM EST  
Att. 4,270 - Partly Cloudy - 73 F

AB 32  
R 5  
H 9  
RBI 5  
BB 4  
SO 4  
LOB 12





Batter	1	2	3	4	5	6	7	8	9	10	AB	R	H	RBI	BB	SO	LOB	
11 Brett Gardner, L OBP: 0.500, SLG: 0.333 27 Greg Golson, R (7, 7)	4-0 BB G3-1		0-0 G4-3			0-0 F9		0-0 F9			2	0	0	0	1	0	0	
33 Nick Swisher, S OBP: 0.273, SLG: 0.273 95 Dan Brewer, R (7, 9)	1-0 SAFE G3-1		0-0 G4-3			0-0 F8		1-0 FC6-4			3	0	0	0	0	0	1	
14 Curtis Granderson, L OBP: 0.300, SLG: 0.800 96 Austin Krum, L (7, 8)	0-0 L3		0-0 F9			0-0 55 G5-3 1B		0-0 F9			3	0	1	0	0	0	0	
55 Russell Martin, R (1, 10) 61 Colin Curtis, L (9, PH) (9, 10)		0-0 G5-3		0-0 G4-3		0-0 G5-3		0-0 G6-3			3	0	0	0	0	0	1	
12 Eric Chavez, L OBP: 0.333, SLG: 0.444 94 Jorge Vazquez, R OBP: 0.714, SLG: 1.714 (7, 3)		0-0 2B		0-0 F9		0-0 G6-3		0-0 G6-3			3	0	1	0	0	0	1	
83 Jesus Montero, R OBP: 0.125, SLG: 0.125 53 Gustavo Molina, R OBP: 0.500, SLG: 0.333 (7, 2)		0-0 G6-3		0-0 F9		0-0 F9		0-0 93 FC6 60 1B E		0-0 F8	2	0	0	0	0	0	1	
26 Eduardo Núñez, R OBP: 0.167, SLG: 0.167 60 Kevin Russo, R OBP: 0.222, SLG: 0.125 (7, 4)		0-0 G6-3		0-3 K		0-0 93 E 71 FC3-2 1B		0-0 95 WP 71 FC3-2 1B		0-0 P6	2	0	0	0	0	1	1	
75 Brandon Laird, R OBP: 0.182, SLG: 0.200 93 Bradley Suttie, S (7, 5)			0-0 F7			0-0 L5		0-0 FC6 95 WP 71 FC3-2 1B		0-3 K	2	0	0	0	0	0	0	
19 Ramiro Pena, S (1, 6) 71 Doug Bernier, R (7, 6)			0-0 F8			0-3 K		0-0 FC3-2 95 FC6-4 1B			2	0	0	0	0	1	0	
<b>Inning Stats</b>	R: 0 E: 0 K: 0 S: 2	H: 0 LOB: 0 BB: 1 P: 7	R: 0 E: 0 K: 0 S: 4	H: 1 LOB: 1 BB: 0 P: 4	R: 0 E: 0 K: 0 S: 3	H: 0 LOB: 0 BB: 0 P: 3	R: 0 E: 0 K: 1 S: 5	H: 0 LOB: 0 BB: 0 P: 5	R: 0 E: 0 K: 0 S: 4	H: 1 LOB: 1 BB: 0 P: 7	R: 0 E: 0 K: 0 S: 5	H: 0 LOB: 0 BB: 0 P: 5	R: 0 E: 0 K: 1 S: 3	H: 0 LOB: 0 BB: 0 P: 5	R: 0 E: 0 K: 0 S: 5	H: 0 LOB: 0 BB: 0 P: 5	1B: 3 2B: 1 3B: 0 HR: 0	SF: 0 SAC: 0 DP: 0 HBP: 0

**TOP**


**New York Yankees @ Tampa Bay Rays**  
Charlotte Sports Park, Port Charlotte, FL

Thu Mar 03 2011, 1:10 PM - 4:00 PM EST  
Att: 6,303 - Sunny - 78 F

livebaseballscores.com

AB 34  
R 1  
H 4  
RBI 0  
BB 1  
SO 3  
LOB 12

WP: 1 PA: 35  
PB: 0  
SB: 1  
CS: 0



Batter	1	2	3	4	5	6	7	8	9	10	AB	R	H	RBI	BB	SO	LOB			
2 B.J. Upton, R OBP: 0.200, SLG: 0.500 79 Joe Inglett, L OBP: 0.333, SLG: 0.143 (7, 5)	0-0 G4-3		0-0 2H 1B			0-0 L5		0-3 K		0-0 G6-3	3	0	1	0	0	0	0			
22 Johnny Damon, L OBP: 0.222, SLG: 0.333 8 Desmond Jennings, R OBP: 0.333, SLG: 0.091 (7, 8)	0-0 P6		0-0 G3			0-0 G6-3		0-0 B5-3		0-0 G5-3	2	0	0	0	0	0	1			
3 Evan Longoria, R OBP: 0.300, SLG: 0.700 11 Justin Ruggiano, R OBP: 0.182, SLG: 0.364 (7, 7)	0-3 K				0-0 G5-3		0-0 G1-3		0-0 G4-3	3	0	0	0	0	0	1	0			
24 Manny Ramirez, R OBP: 0.500, SLG: 0.800 45 Felipe Lopez, S OBP: 0.700, SLG: 0.778 (8, PH) (9, 10)		0-0 P4		0-0 20 G3-6 1B		0-3 K		0-0 38 BB 64 BB 2B		0-0 G6-3	3	0	1	0	0	1	0			
20 Matt Joyce, L OBP: 0.200, SLG: 0.200 16 Ray Olmedo, S OBP: 0.167, SLG: 0.333 (8, 6)		0-0 1B		0-0 G3-6-1		0-3 K		0-0 64 BB 38 BB BB		0-0 G4-3	3	0	1	0	0	1	1			
24 Dan Johnson, L OBP: 0.222, SLG: 0.556 23 Casey Kotchman, L OBP: 0.500, SLG: 0.636 (6, 3)		0-0 F9				0-0 F8		0-0 38 BB 64 BB 2B		0-3 K	2	0	0	0	0	1	0			
1 Sean Rodriguez, R OBP: 0.500, SLG: 0.778 67 Daniel Mayora, R OBP: 0.250, SLG: 0.250 (8, 4)		0-0 1B				0-0 G6-3		0-0 64 BB 38 BB BB		0-0 1B	2	0	1	0	1	0	0			
10 Kelly Shoppach, R OBP: 0.333, SLG: 0.800 38 Robinson Chirinos, R OBP: 0.569, SLG: 1.000 (8, 2)			0-0 F9		1-0 64 FC6-4 HBP		0-0 64 BB		0-3 K	1	0	0	0	0	0	0	1			
64 Tim Beckham, R OBP: 0.500, SLG: 0.500 30 Brandon Guyer, R OBP: 0.222, SLG: 0.250 (8, 9)					0-0 FC6-4		0-0 1-2 2-3 3-H BB		0-3 K	2	0	1	1	1	0	1	1			
<b>Inning Stats</b>	R: 0 E: 0 K: 1 S: 5	H: 0 LOB: 0 BB: 5 P: 5	R: 0 E: 0 K: 0 S: 4	H: 2 LOB: 2 BB: 0 P: 4	R: 0 E: 0 K: 0 S: 4	H: 2 LOB: 1 BB: 0 P: 4	R: 0 E: 0 K: 0 S: 3	H: 1 LOB: 0 BB: 0 P: 3	R: 0 E: 0 K: 0 S: 3	H: 0 LOB: 0 BB: 0 P: 3	R: 1 E: 0 K: 3 S: 10	H: 1 LOB: 3 BB: 3 P: 22	R: 0 E: 0 K: 0 S: 4	H: 1 LOB: 1 BB: 0 P: 4	R: 0 E: 0 K: 3 S: 10	H: 1 LOB: 1 BB: 10 P: 10	R: 0 E: 0 K: 0 S: 3	H: 0 LOB: 0 BB: 0 P: 3	1B: 6 2B: 2 3B: 0 HR: 0	SF: 0 SAC: 0 DP: 1 HBP: 1

**BOTTOM**


**New York Yankees @ Tampa Bay Rays**  
Charlotte Sports Park, Port Charlotte, FL

Thu Mar 03 2011, 1:10 PM - 4:00 PM EST  
Att: 6,303 - Sunny - 78 F

livebaseballscores.com

AB 35  
R 1  
H 8  
RBI 1  
BB 3  
SO 7  
LOB 10

WP: 0 PA: 39  
PB: 0  
SB: 0  
CS: 0



PITCHER	IP	WLS	BF	H	R	ER	SO	BB	IBB	HBP	BLK	WP	HR	S	P	ERA	WHIP
33 James Shields, R ERA: 2.25	3.0		10	1	0	0	0	0	0	0	0	0	0	9	14	0.00	0.667
37 Juan Cruz, R ERA:	1.0		3	0	0	0	0	0	0	0	0	0	0	3	3	0.00	0.000
68 R.J. Swindle, L ERA:	2.0		6	0	0	0	2	0	0	0	0	0	0	10	10	0.00	0.000
27 Cesar Ramos, L ERA:	1.0		4	1	0	0	0	0	0	0	0	0	0	4	4	0.00	1.000
57 Jake McGee, L ERA:	1.0	B	6	2	1	0	0	0	0	0	0	1	0	6	7	0.00	2.000
74 Cory Wade, R ERA:	2.0		6	0	0	0	1	0	0	0	0	0	0	8	8	0.00	0.000
36 Freddy Garcia, R ERA:	2.0		7	2	0	0	1	0	0	0	0	0	0	9	9	0.00	1.000
47 Ivan Nova, R ERA:	3.0		11	3	0	0	0	0	0	1	0	0	0	10	11	0.00	1.000
72 Delin Betances, R ERA: 3.38	1.2		9	1	1	1	2	3	0	0	0	0	0	10	22	5.40	2.400
88 Adam Warren, R ERA: 3.38	1.1		5	1	0	0	1	0	0	0	0	0	0	7	7	0.00	0.750
79 Robert Fish, L ERA: 13.5	0.1		1	0	0	0	1	0	0	0	0	0	0	3	3	0.00	0.000



Batter	1	2	3	4	5	6	7	8	9	AB	R	H	RBI	BB	SO	LOB	TOP				
2 B.J. Upton, R OBP: 0.231, SLG: 0.462 61 Russ Canzler, R (6, 7)										3	1	1	0	0	0	0					
28 John Jaso, L OBP: 0.222, SLG: 0.125 (1, 10)										4	1	1	1	0	1	2					
3 Evan Longoria, R OBP: 0.214, SLG: 0.615 30 Brandon Guyer, R OBP: 0.200, SLG: 0.222 (1, 5)										3	0	1	1	0	0	0					
24 Manny Ramirez, R OBP: 0.500, SLG: 0.833 1 Sean Rodriguez, R OBP: 0.545, SLG: 0.778 (1, 7)										2	0	1	0	0	0	0					
23 Casey Kotchman, L OBP: 0.400, SLG: 0.500 79 Joe Inglett, L OBP: 0.300, SLG: 0.125 (1, 3)										3	0	0	1	0	0	3					
45 Felipe Lopez, S OBP: 0.538, SLG: 0.583 16 Ray Olmedo, S OBP: 0.143, SLG: 0.286 (1, 4)										3	0	0	0	0	0	1					
11 Justin Ruggiano, R OBP: 0.167, SLG: 0.500 60 Stephen Vogt, L (7, PR)										3	0	1	0	0	0	0					
31 Jose Lobaton, S OBP: 0.167, SLG: 0.167 38 Robinson Chirinos, R OBP: 0.545, SLG: 0.875 (1, 2)										2	0	0	0	0	1	0					
15 Reid Brignac, L OBP: 0.556, SLG: 0.667 66 Chris Carter, L OBP: 0.300, SLG: 0.333 (1, 6)										2	1	1	0	0	0	0					
<b>Inning Stats</b>	R: 0 E: 1 K: 0 S: 5	H: 1 LOB: 2 BB: 0 P: 5	R: 0 E: 0 K: 0 S: 3	H: 0 LOB: 0 BB: 0 P: 3	R: 0 E: 0 K: 0 S: 3	H: 0 LOB: 0 BB: 0 P: 3	R: 0 E: 0 K: 1 S: 5	H: 0 LOB: 0 BB: 0 P: 5	R: 0 E: 0 K: 0 S: 7	H: 4 LOB: 1 BB: 0 P: 7	R: 1 E: 1 K: 1 S: 6	H: 1 LOB: 2 BB: 1 P: 10	R: 0 E: 0 K: 0 S: 3	H: 0 LOB: 1 BB: 0 P: 5	R: 0 E: 0 K: 0 S: 3	H: 0 LOB: 1 BB: 1 P: 7	1B: 4 2B: 1 3B: 1 HR: 0	SF: 1 SAC: 1 DP: 0 HBP: 1	WP: 0 PB: 0 SB: 1 CS: 0	PA: 37	
<b>PITCHER</b>	IP WLS BF H R ER SO BB IBB HBP BLK WP HR S P ERA WHIP	59 Kevin Slowey, R ERA: 5.4	3.0 11 1 0 0 0 0 0 0 0 0 0 0 0 0 0 0.00 0.333	50 Jose Mijares, L ERA:	4.1 1.0 3 0 0 0 0 0 0 0 0 0 0 3 3 0.00 0.000	36 Joe Nathan, R ERA:	5.1 1.0 3 0 0 0 1 0 0 0 0 0 0 5 5 0.00 0.000	88 Eric Hacker, R ERA: 13.5	6.1 1.0 7 4 3 3 0 0 0 0 0 0 0 7 7 27.00 4.000	60 Kyle Gibson, R ERA: 9.0	7.1 1.0 5 1 1 1 1 1 0 0 0 0 0 6 10 9.00 2.000	<b>PITCHER</b>	IP WLS BF H R ER SO BB IBB HBP BLK WP HR S P ERA WHIP	77 Yorman Bazardo, R ERA:	8.1 1.0 4 0 0 0 0 0 0 0 0 0 0 3 5 0.00 0.000	72 Carlos Gutierrez, R ERA:	8.1 1.0 4 0 0 0 0 0 1 0 0 0 0 0 3 7 0.00 1.000				

Tampa Bay Rays @ Minnesota Twins  
Hammond Stadium, Fort Myers, FL  
Fri Mar 04 2011, 1:05 PM - 3:53 PM EST  
Att: 7,634 - Sunny - 80 F

AB 32  
R 4  
H 6  
RBI 4  
BB 2  
SO 2  
LOB 13



Batter	1	2	3	4	5	6	7	8	9	AB	R	H	RBI	BB	SO	LOB	BOTTOM				
2 Denard Span, L OBP: 0.273, SLG: 0.273 87 Joe Benson, R OBP: 0.308, SLG: 0.417 (1, 8)										3	1	2	0	0	1	0					
1 Tsuyoshi Nishitaka, S OBP: 0.167, SLG: 0.167 89 Brian Dozier, R OBP: 0.400, SLG: 0.500 (1, 6)										3	1	1	0	0	0	1					
16 Jason Kubel, L OBP: 0.545, SLG: 1.091 85 Brian Dinkelman, L OBP: 0.182, SLG: 0.200 (1, 9)										3	0	2	3	0	0	0					
25 Jim Thome, L (1, 10)										3	0	0	0	0	1	3					
79 Daniel Rajs, R OBP: 0.333, SLG: 0.667 (7, PH)										1	0	0	0	0	0	2					
38 Luke Hughes, R OBP: 0.467, SLG: 0.846 78 Matthew Brown, R OBP: 0.333, SLG: 0.500 (1, 5)										2	0	0	0	1	0	0					
84 Jeff Bailey, R OBP: 0.400, SLG: 0.625 26 Justin Huber, R OBP: 0.125, SLG: 0.250 (1, 3)										3	0	1	0	0	0	0					
32 René Rivera, R OBP: 0.286, SLG: 0.187 24 Trevor Plouffe, R OBP: 0.286, SLG: 0.200 27 Steve Holm, R OBP: 0.833, SLG: 1.000 20 Matt Tolbert, S OBP: 0.375, SLG: 0.333 81 Danny Lehmann, R (1, 2)										2	0	0	0	1	0	2					
18 Jason Repko, R OBP: 0.214, SLG: 0.308 37 Ben Revere, L OBP: 0.300, SLG: 0.125 (1, 7)										3	0	0	0	0	3						
12 Alexi Casilla, S OBP: 0.333, SLG: 0.250 73 Chase Lambin, S OBP: 0.600, SLG: 0.750 (1, 4)										2	0	0	0	1	1	0					
<b>Inning Stats</b>	R: 0 E: 0 K: 1 S: 5	H: 0 LOB: 0 BB: 0 P: 5	R: 0 E: 0 K: 1 S: 6	H: 1 LOB: 1 BB: 1 P: 10	R: 1 E: 0 K: 0 S: 5	H: 2 LOB: 1 BB: 0 P: 6	R: 0 E: 0 K: 0 S: 3	H: 0 LOB: 0 BB: 0 P: 3	R: 2 E: 0 K: 1 S: 8	H: 3 LOB: 2 BB: 0 P: 8	R: 0 E: 0 K: 0 S: 3	H: 0 LOB: 1 BB: 1 P: 7	R: 0 E: 0 K: 0 S: 4	H: 1 LOB: 2 BB: 1 P: 8	R: 2 E: 0 K: 2 S: 10	H: 2 LOB: 2 BB: 1 P: 14	1B: 8 2B: 1 3B: 0 HR: 0	SF: 1 SAC: 0 DP: 0 HBP: 0	WP: 0 PB: 0 SB: 2 CS: 0	PA: 37	
<b>PITCHER</b>	IP WLS BF H R ER SO BB IBB HBP BLK WP HR S P ERA WHIP	56 Alex Torres, L ERA:	2.0 8 1 0 0 0 0 0 0 0 0 0 0 5 6 0.00 1.000	54 Mike Ekstrom, R ERA: 27	3.1 1.0 5 2 1 1 0 0 0 0 0 0 0 5 6 9.00 2.000	69 Rob Delaney, R ERA: 7.1	4.1 1.0 3 0 0 0 0 0 0 0 0 0 0 3 3 0.00 0.000	49 Dane De La Rosa, R ERA: 9.0	5.1 1.0 6 3 2 2 1 0 0 0 0 0 0 8 8 18.00 3.000	44 Matt Bush, R ERA: 6.0	6.1 1.0 4 0 0 0 0 0 1 0 0 0 0 3 7 0.00 1.000	<b>PITCHER</b>	IP WLS BF H R ER SO BB IBB HBP BLK WP HR S P ERA WHIP	71 Brian Baker, R ERA: 3.38	7.1 1.0 5 1 0 0 0 0 0 0 0 0 0 4 8 0.00 2.000	53 Alex Cobb, R ERA: 9.0	8.1 1.0 6 2 2 2 2 1 0 0 0 0 0 0 10 14 18.00 3.000				

Tampa Bay Rays @ Minnesota Twins  
Hammond Stadium, Fort Myers, FL  
Fri Mar 04 2011, 1:05 PM - 3:53 PM EST  
Att: 7,634 - Sunny - 80 F

AB 32  
R 5  
H 9  
RBI 5  
BB 4  
SO 5  
LOB 17









Batter	1	2	3	4	5	6	7	8	9	AB	R	H	RBI	BB	SO	LOB	TOP											
8 Desmond Jennings, R OBP: 0.333, SLG: 0.125 66 Chris Carter, L OBP: 0.353, SLG: 0.364										2	1	0	0	1	1	0	<b>Tampa Bay Rays @ Philadelphia Phillies</b> Bright House Field, Clearwater, FL Sun Mar 06 2011, 1:09 PM - 3:49 PM EST Att: 10,231 - Partly Cloudy - 76 F											
1 Sean Rodriguez, R OBP: 0.500, SLG: 0.786 64 Tim Beckham, R OBP: 0.545, SLG: 0.556										3	0	1	2	0	0	0												
20 Matt Joyce, L OBP: 0.231, SLG: 0.231 11 Justin Ruggiano, R OBP: 0.176, SLG: 0.412										3	0	1	0	0	2	1												
10 Kelly Shoppach, R OBP: 0.222, SLG: 0.500 41 Nevin Ashley, R										3	0	0	0	0	0	1												
45 Felipe Lopez, S OBP: 0.529, SLG: 0.563 67 Daniel Mayora, R OBP: 0.200, SLG: 0.200										3	0	1	0	0	1	0												
23 Casey Kotchman, L OBP: 0.388, SLG: 0.529 26 J.J. Furmaniak, R										3	1	1	0	0	0	1												
38 Robinson Chirinos, R OBP: 0.400, SLG: 0.953 60 Stephen Vogt, L										3	0	0	0	0	3	2												
79 Joe Inglett, L OBP: 0.357, SLG: 0.250 Leslie Anderson, L										3	1	2	0	0	0	1												
16 Ray Olmedo, S OBP: 0.167, SLG: 0.182 61 Russ Canzler, R										2	1	0	1	0	1	1												
<b>Inning Stats</b>	R: 0 E: 0 K: 1 S: 4	H: 1 LOB: 1 BB: 0 P: 5	R: 0 E: 0 K: 1 S: 6	H: 1 LOB: 1 BB: 0 P: 6	R: 0 E: 0 K: 2 S: 7	H: 0 LOB: 0 BB: 0 P: 7	R: 0 E: 0 K: 2 S: 7	H: 0 LOB: 0 BB: 0 P: 7	R: 3 E: 1 K: 2 S: 10	H: 3 LOB: 1 BB: 1 P: 15	R: 0 E: 0 K: 0 S: 3	H: 0 LOB: 0 BB: 0 P: 3	R: 1 E: 1 K: 2 S: 10	H: 3 LOB: 2 BB: 0 P: 11	R: 0 E: 0 K: 1 S: 5	H: 0 LOB: 1 BB: 1 P: 9		R: 0 E: 0 K: 1 S: 5	H: 0 LOB: 1 BB: 1 P: 9	1B: 6 2B: 2 3B: 0 HR: 0	SF: 0 SAC: 0 DP: 0 HBP: 0	WP: 1 PB: 0 SB: 1 CS: 0	PA: 37					
<b>PITCHER</b>	IP	WLS	BF	H	R	ER	SO	BB	IBB	HBP	BLK	WP	HR	S	P	ERA	WHIP											
33 Cliff Lee, L ERA: 3.0	(1, 1)	4.0		14	2	0	5	0	0	0	0	0	0	24	25	0.00	0.500											
83 Eddie Bonine, R ERA: 15.75	(5, 1)	2.0	B	10	3	3	3	2	1	0	0	0	1	0	13	18	13.50	2.000										
72 Justin De Fratus, R ERA: 9.0	(7, 1)	1.0		6	3	1	2	0	0	0	0	0	0	10	11	9.00	3.000											
16 J.C. Romero, L ERA:	(8, 1)	1.0		3	0	0	1	0	0	0	0	0	0	5	5	0.00	0.000											
47 Scott Mathieson, R ERA: 4.5	(9, 1)	1.0	W	4	0	0	1	1	0	0	0	0	0	5	9	0.00	1.000											

Batter	1	2	3	4	5	6	7	8	9	AB	R	H	RBI	BB	SO	LOB	BOTTOM											
11 Jimmy Rollins, S OBP: 0.190, SLG: 0.238 7 Michael Martinez, S OBP: 0.111, SLG: 0.279										3	0	0	0	0	0	1	<b>Tampa Bay Rays @ Philadelphia Phillies</b> Bright House Field, Clearwater, FL Sun Mar 06 2011, 1:09 PM - 3:49 PM EST Att: 10,231 - Partly Cloudy - 76 F											
8 Shane Victorino, S OBP: 0.350, SLG: 0.389 92 Rich Thompson, L										3	0	0	0	0	1	0												
29 Raul Ibanez, L OBP: 0.200, SLG: 0.200 95 Chris Frey, L										3	1	1	0	0	2	0												
6 Ryan Howard, L OBP: 0.350, SLG: 0.684 76 Matt Rizzotti, L OBP: 0.600, SLG: 1.500										3	1	2	1	0	0	0												
27 Placido Polanco, R OBP: 0.381, SLG: 0.278 65 Jeff Larish, L OBP: 0.200, SLG: 0.222										3	0	1	1	0	0	0												
7 Ross Gload, L OBP: 0.357, SLG: 0.429										4	1	2	0	0	0	2												
24 Delwyn Young, S OBP: 0.381, SLG: 0.490	2 SAFE 									3	0	0	0	0	2	1												
60 Pete Orr, L OBP: 0.182, SLG: 0.455										3	0	0	0	0	2	1												
23 Brian Schneider, L OBP: 0.412, SLG: 0.500 67 Joel Naughton, L OBP: 0.500, SLG: 0.500										2	1	1	1	1	0	0												
<b>Inning Stats</b>	R: 0 E: 0 K: 1 S: 5	H: 0 LOB: 0 BB: 0 P: 5	R: 1 E: 1 K: 1 S: 7	H: 2 LOB: 1 BB: 0 P: 8	R: 2 E: 0 K: 0 S: 9	H: 4 LOB: 2 BB: 0 P: 12	R: 0 E: 0 K: 2 S: 7	H: 0 LOB: 1 BB: 1 P: 11	R: 0 E: 0 K: 0 S: 5	H: 0 LOB: 0 BB: 0 P: 5	R: 0 E: 0 K: 1 S: 5	H: 0 LOB: 0 BB: 0 P: 5	R: 0 E: 0 K: 1 S: 7	H: 1 LOB: 0 BB: 0 P: 8	R: 1 E: 1 K: 0 S: 4	H: 2 LOB: 2 BB: 0 P: 4		R: 1 E: 1 K: 0 S: 4	H: 2 LOB: 2 BB: 0 P: 4	1B: 5 2B: 1 3B: 0 HR: 3	SF: 0 SAC: 2 DP: 0 HBP: 0	WP: 0 PB: 0 SB: 0 CS: 0	PA: 36					
<b>PITCHER</b>	IP	WLS	BF	H	R	ER	SO	BB	IBB	HBP	BLK	WP	HR	S	P	ERA	WHIP											
40 Wade Davis, R ERA: 3.0	(1, 1)	2.0		8	2	1	2	0	0	0	0	0	0	1	12	13	4.50	1.000										
27 Cesar Ramos, L ERA: 6.0	(3, 1)	1.0		7	4	2	2	0	0	0	0	0	1	9	12	18.00	4.000											
37 Juan Cruz, R ERA:	(4, 1)	1.0		4	0	0	2	1	0	0	0	0	0	7	11	0.00	1.000											
57 Jake McGee, L ERA:	(5, 1)	1.0		3	0	0	2	0	0	0	0	0	0	7	7	0.00	0.000											
75 Jonah Bayliss, R ERA: 6.0	(6, 1)	1.0		3	0	0	1	0	0	0	0	0	0	5	5	0.00	0.000											
<b>PITCHER</b>	IP	WLS	BF	H	R	ER	SO	BB	IBB	HBP	BLK	WP	HR	S	P	ERA	WHIP											
47 Brandon Gomes, R ERA:	(7, 1)	1.0		3	0	0	0	0	0	0	0	0	0	3	3	0.00	0.000											
74 Cory Wade, R ERA: 2.09	(8, 1)	1.0	B	4	1	1	1	1	0	0	0	0	0	1	7	8	9.00	1.000										
71 Brian Baker, R ERA: 6.0	(9, 1)	0.1	L	4	2	1	1	0	0	0	0	0	0	4	4	27.00	6.000											





Batter	1	2	3	4	5	6	7	8	9	AB	R	H	RBI	BB	SO	LOB	TOP																				
28 John Jaso, L (1.2) OBP: 0.133, SLG: 0.077 31 Jose Lobaton, S (7.2) OBP: 0.375, SLG: 0.286	G1-3		K		F4			23 1B 8 SF7 BB	1B	3	0	0	0	0	1	2																					
22 Johnny Damon, L (1.7) OBP: 0.143, SLG: 0.214 23 Casey Kotchman, L (6.3) OBP: 0.400, SLG: 0.526	G4-3		F7		P6			5 1B 11 BB 45 BB	G5-3	3	0	0	0	0	0	2																					
3 Evan Longoria, R (1.5) OBP: 0.222, SLG: 0.444 8 Desmond Jennings, R (6.9) OBP: 0.318, SLG: 0.125	F9				E5 24 G4-6-3			SF7		3	0	0	0	0	0	0																					
24 Manny Ramirez, R (1.10) OBP: 0.412, SLG: 0.647 45 Felipe Lopez, S (8, PH) OBP: 0.556, SLG: 0.563		20 1B 1B			G4-6-3			11 BB 5 1B BB		3	0	1	0	0	0	1																					
20 Matt Joyce, L (1.9) OBP: 0.313, SLG: 0.267 5 Sam Fuld, L (6.7) OBP: 0.111, SLG: 0.111		1B			F8			11 BB 1B		2	1	1	0	1	0	0																					
2 B.J. Upton, R (1.8) OBP: 0.278, SLG: 0.471 11 Justin Ruggiano, R (7.9) OBP: 0.222, SLG: 0.412		2B			CS			26 FC6-4 BB		2	1	1	1	1	0	0																					
24 Dan Johnson, L (1.3) OBP: 0.267, SLG: 0.385		BB						F8		1	0	0	0	2	0	0																					
26 J.J. Furmaniak, R (7.4)		BB						FC6-4		1	0	0	0	0	0	3																					
79 Joe Inglett, L (1.4) OBP: 0.294, SLG: 0.200 67 Daniel Mayora, R (7.5) OBP: 0.333, SLG: 0.333	G1-3				F6			31 S 1B		3	0	0	0	0	0	3																					
64 Tim Beckham, R (1.6) OBP: 0.500, SLG: 0.500 16 Ray Olmedo, S (8.6) OBP: 0.154, SLG: 0.167					K			P4		3	0	1	1	0	1	0																					
								F8		1	0	0	0	0	0	1																					
<b>Inning Stats</b>	R: 0 E: 0 K: 0 S: 3	H: 0 LOB: 0 BB: 3	R: 1 E: 0 K: 0 S: 4	H: 3 LOB: 1 BB: 8	R: 0 E: 0 K: 2 S: 7	H: 0 LOB: 0 BB: 7	R: 0 E: 1 K: 0 S: 2	H: 0 LOB: 0 BB: 1 P: 7	R: 1 E: 0 K: 0 S: 4	H: 1 LOB: 2 BB: 2 P: 13	R: 0 E: 0 K: 0 S: 3	H: 0 LOB: 0 BB: 0 P: 3	R: 0 E: 0 K: 0 S: 3	H: 0 LOB: 0 BB: 0 P: 3	R: 2 E: 0 K: 0 S: 5	H: 2 LOB: 3 BB: 3 P: 17	R: 0 E: 0 K: 0 S: 4	H: 2 LOB: 1 BB: 0 P: 5	1B: 7 2B: 1 3B: 0 HR: 0	SF: 1 SAC: 0 DP: 1 HBP: 0	WP: 0 PB: 0 SB: 2 CS: 2	PA: 39															
<b>PITCHER</b>	IP WLS BF H R ER SO BB IBB HBP BLK WP HR S P ERA WHIP																																				
49 Ross Ohlendorf, R (1.1) ERA: 1.93	3.0	11	3	1	1	2	1	0	0	0	0	0	0	0	14	18	3.00	1.333																			
47 Evan Meek, R (4.1) ERA:	1.0	3	0	0	0	0	1	0	0	0	0	0	0	2	7	0.00	1.000																				
48 Jose Veras, R (5.1) ERA: 3.0	1.0	6	1	1	1	0	2	0	0	0	0	0	0	4	13	9.00	3.000																				
60 Michael Crotta, R (6.1) ERA:	2.0	6	0	0	0	0	0	0	0	0	0	0	0	6	6	0.00	0.000																				
39 Tyler Yates, R (8.1) ERA: 6.75	0.2	L 5	1	2	2	0	2	0	0	0	0	0	0	3	11	27.00	4.500																				
57 Daniel Moskos, L (8.1) ERA:	1.1		7	3	0	0	1	0	0	0	0	0	0	6	11	0.00	3.000																				

Tampa Bay Rays @ Pittsburgh Pirates  
McKechnie Field, Bradenton, FL  
Mon Mar 07 2011, 1:06 PM - 3:53 PM EST  
Att: 6,118 - Sunny - 70 F

AB	30
R	4
H	8
RBI	4
BB	7
SO	2
LOB	13



Batter	1	2	3	4	5	6	7	8	9	AB	R	H	RBI	BB	SO	LOB	BOTTOM																			
31 Jose Tabata, R (1.7) OBP: 0.238, SLG: 0.238 60 Michael Crotta, R (6.1) OBP: 0.438, SLG: 0.182	G1-3		L8		G5-3			E3 3 CS		3	0	0	0	0	0	0																				
5 Ronny Cedeno, R (1.6) OBP: 0.071, SLG: 0.071 3 Pedro Ciriaco, R (7.6) OBP: 0.357, SLG: 0.571	G6-3							K		3	1	1	0	0	1	0																				
18 Neil Walker, S (1.4) OBP: 0.333, SLG: 0.690 79 Chase d'Arnaud, R (7.4) OBP: 0.167, SLG: 0.091								K		1	0	0	0	0	1	1																				
23 Matt Diaz, R (1.9) OBP: 0.250, SLG: 0.421 81 Andrew Lamb, L (7.9) OBP: 0.125, SLG: 0.250	G3							K		3	1	2	2	0	0	1																				
10 Garrett Atkins, R (1.5) OBP: 0.313, SLG: 0.571 12 Andy Marte, R (7.5) OBP: 0.545, SLG: 0.625		L4						G6-3		3	0	0	0	0	1	1																				
37 Lyle Overbay, L (1.3) OBP: 0.421, SLG: 0.611 51 Steve Pearce, R (8.3) OBP: 0.222, SLG: 0.294								G3		2	0	1	0	1	0	0																				
19 Chris Snyder, R (1.2) OBP: 0.308, SLG: 0.250 78 Wyatt Toregas, R (8.2) OBP: 0.250, SLG: 0.250								P2		3	0	0	0	0	0	2																				
66 Gorkys Hernández, R (1.8) OBP: 0.143, SLG: 0.143 39 Tyler Yates, R (8.1) OBP: 0.154, SLG: 0.167								G3		3	0	1	0	0	0	0																				
57 Daniel Moskos, R (8.1)								CS		0	0	0	0	0	0	0																				
49 Ross Ohlendorf, R (1.1) ERA:								K		1	0	0	0	0	0	0																				
47 Evan Meek, R (4.1) ERA:								CS		0	0	0	0	0	0	0																				
48 Jose Veras, R (5.1) ERA:								K		0	0	0	0	0	0	0																				
41 Ryan Doumit, S (5, PH) OBP: 0.294, SLG: 0.333 Mel Rojas Jr., S (6.7) OBP: 0.154, SLG: 0.167								K		1	0	0	0	1	0	1																				
<b>Inning Stats</b>	R: 0 E: 0 K: 0 S: 4	H: 1 LOB: 1 BB: 0 P: 4	R: 0 E: 0 K: 0 S: 3	H: 1 LOB: 0 BB: 0 P: 3	R: 0 E: 0 K: 0 S: 3	H: 0 LOB: 0 BB: 0 P: 3	R: 2 E: 0 K: 2 S: 10	H: 2 LOB: 1 BB: 1 P: 14	R: 0 E: 0 K: 1 S: 5	H: 0 LOB: 0 BB: 0 P: 5	R: 0 E: 0 K: 1 S: 6	H: 1 LOB: 1 BB: 0 P: 6	R: 0 E: 0 K: 0 S: 3	H: 1 LOB: 0 BB: 0 P: 4	R: 0 E: 1 K: 2 S: 7	H: 0 LOB: 0 BB: 0 P: 8	R: 0 E: 0 K: 2 S: 7	H: 0 LOB: 1 BB: 1 P: 12	1B: 4 2B: 1 3B: 0 HR: 1	SF: 0 SAC: 0 DP: 1 HBP: 0	WP: 0 PB: 0 SB: 1 CS: 2	PA: 34														
<b>PITCHER</b>	IP WLS BF H R ER SO BB IBB HBP BLK WP HR S P ERA WHIP																																			
14 David Price, L (1.1) ERA: 6.43	4.0	16	4	2	2	2	1	0	0	0	0	0	0	11	11	0.00	0.500																			
54 Mike Ekstrom, R (5.1) ERA: 12.00	2.0	7	1	0	0	2	0	0	0	0	0	0	0	3	4	0.00	1.000																			
69 Rob Delaney, R (7.1) ERA: 6.35	1.0	W 3	1	0	0	0	0	0	0	0	0	0	0	7	8	0.00	0.000																			
53 Alex Cobb, R (8.1) ERA: 6.0	1.0	H 3	0	0	0	2	0	0	0	0	0	0	0	7	12	0.00	1.000																			
44 Matt Bush, R (9.1) ERA: 4.5	1.0	S 4	0	0	0	2	1	0	0	0	0	0	0	7	12	0.00	1.000																			

Tampa Bay Rays @ Pittsburgh Pirates  
McKechnie Field, Bradenton, FL  
Mon Mar 07 2011, 1:06 PM - 3:53 PM EST  
Att: 6,118 - Sunny - 70 F

AB	31
R	2
H	6
RBI	2
BB	2
SO	8
LOB	7





Batter	1	2	3	4	5	6	7	8	9	10	AB	R	H	RBI	BB	SO	LOB		
11 Rajai Davis, R OBP: 0.273, SLG: 0.450 43 Anthony Gose, L OBP: 0.237, SLG: 0.091	(1, 8) X 1-0 HR	1 SAFE 0-0 PO	0-0 G5-3		0-3 K		1-3 K		0-3 K		3	1	1	1	0	1	0		
62 Eric Thames, L OBP: 0.364, SLG: 0.632 14 Ryan Budde, R OBP: 0.175, SLG: 0.175	(1, 10) X 0-3 K		0-0 F9		0-0 G6-3			0-0 G5-3		0-3 K	3	0	0	0	0	1	0		
13 Brett Lawrie, R OBP: 0.333, SLG: 0.556 70 John Tolisano, S OBP: 0.286, SLG: 0.571	(1, 5) X 0-3 K		0-0 F8			0-0 K		0-0 G2-3 2B		0-0 G4-3	3	0	0	0	0	2	0		
45 Travis Snider, L OBP: 0.444, SLG: 0.625 1 Darin Mastroianni, R OBP: 0.286, SLG: 0.231	(1, 7) X 0-0 2B		0-0 F7		0-0 F7		0-0 F7	4-0 G2-3 BB		0-0 P4	3	0	1	0	0	0	0		
20 Juan Rivera, R OBP: 0.375, SLG: 0.467 Adam Loewen, L OBP: 0.286, SLG: 0.231	(1, 9) X 0-0 G6-3		0-0 1B		0-0 F8		0-0 F8	0-0 G2-3			3	0	1	0	0	0	1		
28 David Cooper, L OBP: 0.375, SLG: 0.286 Jason Lane, R OBP: 0.500, SLG: 0.500	(1, 3) X 0-0 6B 1B 3 FC6-4 1B		0-0 F7		0-0 F7		0-0 G6-3	0-0 K2-3			3	1	1	0	0	0	1		
8 José Molina, R OBP: 0.500, SLG: 0.500 31 Brian Jeroloman, L OBP: 0.286, SLG: 0.167	(1, 2) X 0-3 K		0-0 BB		4-0 BB		0-0 43 PB 2B		0-0 E7 G4-3 3 2B		2	0	1	0	1	1	1		
68 Jonathan Diaz, R OBP: 0.250, SLG: 0.263 3 Adeiny Hechavarría, R OBP: 0.286, SLG: 0.167	(1, 4) X 0-0 1B 3 FC6-4 1B		0-0 F7		0-0 F7		0-0 G1-3		0-0 B2		4	0	1	0	0	0	4		
			0-0 FC6-4 11 PO 1-2 3-H		0-0 G6-3		4-0 43 PB BB		0-0 G4-3 2-3		3	0	0	1	1	0	2		
<b>Inning Stats</b>	R: 1 E: 0 K: 2 S: 9	H: 2 LOB: 1 BB: 0 P: 10	R: 1 E: 0 K: 1 S: 6	H: 2 LOB: 0 BB: 0 P: 6	R: 0 E: 0 K: 0 S: 3	H: 0 LOB: 0 BB: 0 P: 3	R: 0 E: 0 K: 0 S: 4	H: 1 LOB: 2 BB: 1 P: 8	R: 0 E: 0 K: 1 S: 5	H: 0 LOB: 0 BB: 0 P: 5	R: 0 E: 0 K: 1 S: 5	H: 0 LOB: 2 BB: 1 P: 10	R: 0 E: 1 K: 1 S: 6	H: 0 LOB: 1 BB: 0 P: 6	R: 0 E: 0 K: 1 S: 5	H: 0 LOB: 0 BB: 0 P: 5	1B: 3 2B: 3 3B: 0 HR: 1	SF: 0 SAC: 0 DP: 0 HBP: 0	
<b>PITCHER</b>	IP 3.1	WLS 14	BF 5	H 2	R 2	ER 2	SO 3	BB 0	IBB 0	HBP 0	BLK 0	WP 0	HR 1	S 20	P 21	ERA 5.40	WHIP 1.500		
33 James Shields, R ERA: 3.68 68 R.J. Swindle, L ERA: 1.8 43 Kyle Farnsworth, R ERA: 1.8 62 Joel Peralta, R ERA: 1.8 36 Adam Russell, R ERA: 6.23	(1, 1) (4, 1) (5, 1) (6, 1) (7, 1)	3.1 0.2 1.0 1.0 1.1	14 3 3 3 8	5 0 0 0 2	2 0 0 0 0	2 0 0 0 0	3 0 0 1 6	0 1 0 0 2	0 0 0 0 0	0 0 0 0 0	0 0 0 0 0	0 0 0 0 0	1 0 0 0 0	20 6 5 5 8	21 6 5 5 17	5.40 0.00 0.00 0.00 0.00	1.500 1.500 0.000 0.000 3.000		
59 Cesar Cabral, L ERA: 4.91 47 Brandon Gomes, R ERA: 10.1	(8, 1) (10, 1)	1.2 1.0	6 3	0 0	0 0	0 0	2 1	0 0	0 0	0 0	0 0	0 0	0 5	10 5	10 5	0.00 0.00	0.000 0.000		

**Toronto Blue Jays @ Tampa Bay Rays**  
 Charlotte Sports Park, Port Charlotte, FL  
 Tue Mar 08 2011, 1:11 PM - 4:18 PM EST  
 Att: 5,115 - Sunny - 79 F

livebaseballscorecards.com

AB	37
R	2
H	7
RBI	2
BB	3
SO	9
LOB	16

WP: 0 PA: 41  
 PB: 1  
 SB: 0  
 CS: 0




Batter	1	2	3	4	5	6	7	8	9	10	AB	R	H	RBI	BB	SO	LOB					
1 Sean Rodriguez, R OBP: 0.526, SLG: 0.733 38 Robinson Chirinos, R OBP: 0.471, SLG: 0.768 47 Brandon Gomes, R OBP: 0.333, SLG: 0.500	(1, 4) X 0-0 P3		1-0 9 G6-4-3 HBP			4-0 9 BB	0-0 64 FC6-4 1B		0-0 2H 3B		1	0	0	0	1	0	0					
9 Elliot Johnson, S OBP: 0.333, SLG: 0.500 64 Tim Beckham, R OBP: 0.438, SLG: 0.429	(1, 6) X 4-0 BB		0-0 G6-4-3			4-0 20 BB	0-0 FC6-4		0-0 G3		1	0	0	0	2	0	1					
20 Matt Joyce, L OBP: 0.316, SLG: 0.235 66 Chris Carter, L OBP: 0.429, SLG: 0.538	(1, 9) X 0-3 K		0-0 K			4-0 23 G6-4-3 BB		0-0 11 G5-3 1B		0-0 11 1B	2	0	0	0	1	2	1					
10 Kelly Shoppach, R OBP: 0.333, SLG: 0.500 26 J.J. Furmaniak, R OBP: 0.429, SLG: 0.538	(1, 2) X 4-0 BB		0-0 8 WP 8 F9-2 1B			0-0 K		0-0 K		0-0 F9	2	0	1	0	1	1	3					
23 Casey Kotchman, L OBP: 0.391, SLG: 0.500 Leslie Anderson, L OBP: 0.286, SLG: 0.167	(1, 3) X 0-0 G4-3		0-0 8 WP 1B			0-0 G6-4-3		0-0 1-2 1B		0-0 F7	2	0	1	0	0	0	1					
8 Desmond Jennings, R OBP: 0.280, SLG: 0.167 11 Justin Ruggiano, R OBP: 0.290, SLG: 0.421	(1, 8) X 0-0 P2		1-0 F9-2			0-0 G6-3		0-0 G5-3		0-0 1B	3	0	0	0	0	0	2					
24 Dan Johnson, L OBP: 0.278, SLG: 0.563 41 Nevin Ashley, R OBP: 0.333, SLG: 0.200	(1, 10) X 0-0 L3		0-0 F9-2			0-3 K		3-2 HR		0-0 79 SH1-4 1B	3	1	1	1	0	1	0					
61 Russ Canzler, R OBP: 0.294, SLG: 0.200	(1, 5) X 0-0 G6-3		0-0 F9			0-0 G4-3		0-0 F9		0-0 SH1-4	3	0	0	0	0	0	0					
5 Sam Fuld, L OBP: 0.167, SLG: 0.167 60 Stephen Vogt, L OBP: 0.294, SLG: 0.200	(1, 7) X 0-0 G4-3		0-0 K			0-0 K		0-0 38 1B		0-0 L3	3	0	1	0	0	1	0					
<b>Inning Stats</b>	R: 0 E: 0 K: 1 S: 5	H: 0 LOB: 2 BB: 2 P: 13	R: 0 E: 0 K: 0 S: 3	H: 0 LOB: 0 BB: 0 P: 3	R: 0 E: 0 K: 0 S: 2	H: 0 LOB: 0 BB: 0 P: 3	R: 0 E: 0 K: 1 S: 6	H: 2 LOB: 1 BB: 0 P: 7	R: 0 E: 0 K: 2 S: 7	H: 0 LOB: 0 BB: 0 P: 7	R: 0 E: 0 K: 1 S: 4	H: 0 LOB: 2 BB: 3 P: 16	R: 1 E: 0 K: 0 S: 8	H: 3 LOB: 2 BB: 0 P: 11	R: 0 E: 0 K: 1 S: 6	H: 2 LOB: 1 BB: 0 P: 6	R: 0 E: 1 K: 0 S: 5	H: 2 LOB: 1 BB: 0 P: 5	R: 1 E: 0 K: 0 S: 4	H: 2 LOB: 1 BB: 0 P: 4	1B: 8 2B: 2 3B: 1 HR: 1	SF: 0 SAC: 1 DP: 4 HBP: 1
<b>PITCHER</b>	IP 3.0	WLS 11	BF 4	H 2	R 0	ER 0	SO 1	BB 0	IBB 0	HBP 0	BLK 0	WP 0	HR 0	S 10	P 19	ERA 0.00	WHIP 2.000					
29 Octavio Dotel, L ERA: 15.0 44 Casey Janssen, R ERA: 4.5 25 David Purcey, L ERA: 4.5 59 Brad Mills, L ERA: 3.6	(4, 1) (5, 1) (6, 1) (6, 1)	1.0 1.0 0.0 3.0	4 3 3 12	2 0 0 5	0 0 0 1	0 0 0 1	1 0 0 2	0 0 0 0	0 0 0 0	0 0 0 0	0 0 0 0	0 0 0 0	0 0 0 1	10 7 12 18	19 7 12 21	0.00 0.000 0.000 3.00	2.000 0.000 0.000 1.667					
75 Rommie Lewis, L ERA: 5.4 46 Winston Abreu, R ERA: 10.1 49 Mike Hincley, L ERA: 3.38	(9, 1) (9, 1) (10, 1)	0.2 0.1 0.2	3 2 4	1 0 2	1 0 1	1 0 1	1 0 0	0 0 0	0 0 0	0 0 0	0 0 0	0 0 0	0 0 4	3 2 4	3 2 4	0.00 13.50 13.50	1.500 3.000 3.000					

**Toronto Blue Jays @ Tampa Bay Rays**  
 Charlotte Sports Park, Port Charlotte, FL  
 Tue Mar 08 2011, 1:11 PM - 4:18 PM EST  
 Att: 5,115 - Sunny - 79 F

livebaseballscorecards.com

AB	35
R	3
H	11
RBI	3
BB	5
SO	6
LOB	21

WP: 1 PA: 42  
 PB: 0  
 SB: 0  
 CS: 0

















Batter	1	2	3	4	5	6	7	8	9	AB	R	H	RBI	BB	SO	LOB	TOP					
31 Jose Tabata, R OBP: 0.267, SLG: 0.241										3	1	1	1	0	1	2	<b>Pittsburgh Pirates @ Tampa Bay Rays</b> Charlotte Sports Park, Port Charlotte, FL Fri Mar 11 2011, 1:08 PM - 4:42 PM EST Att: 4,513 - Partly Cloudy - 62 F					
44 Alex Presley, L OBP: 0.350, SLG: 0.133										2	0	0	0	0	2	1						
46 Garrett Jones, L OBP: 0.345, SLG: 0.375										3	0	1	1	0	1	1						
81 Andrew Lambo, L OBP: 0.286, SLG: 0.308										1	1	1	0	1	0	0						
22 Andrew McCutchen, R OBP: 0.400, SLG: 0.440										2	1	2	1	0	0	0						
76 Corey Wimbery, S OBP: 0.364, SLG: 0.176										3	0	2	0	0	0	0						
24 Pedro Alvarez, L OBP: 0.333, SLG: 0.517										3	0	1	1	0	0	0						
51 Steve Pearce, R OBP: 0.208, SLG: 0.273										2	0	1	1	0	0	2						
18 Neil Walker, S OBP: 0.267, SLG: 0.429										3	0	0	0	0	0	1						
3 Pedro Ciriaco, R OBP: 0.364, SLG: 0.524										2	0	1	0	0	0	2						
17 Josh Fields, R OBP: 0.318, SLG: 0.222										1	1	1	0	1	0	0						
12 Andy Marte, R OBP: 0.529, SLG: 0.615										3	0	0	0	0	0	4						
79 Chase d'Arnaud, R OBP: 0.211, SLG: 0.118										0	0	0	0	0	0	0						
5 Ronny Cedeno, R OBP: 0.273, SLG: 0.238										2	1	1	0	0	0	1						
10 Joshua Rodriguez, R OBP: 0.364, SLG: 0.222										2	1	0	0	1	1	2						
68 Dusty Brown, R OBP: 0.353, SLG: 0.400										3	1	1	1	0	0	2						
78 Wyatt Toregas, R OBP: 0.200, SLG: 0.200										1	0	0	0	0	1	0						
53 James McDonald, L ERA: 4.5										0	0	0	0	1	0	0						
71 Brian Burres, L ERA: 4.5										1	0	0	0	0	1	0						
14 John Bowker, L ERA: 4.5										1	1	1	2	0	0	0						
57 Daniel Moskos, R ERA: 7.2										0	0	0	0	0	0	0						
65 Justin Thomas, L ERA: 7.2										1	0	0	0	0	0	0						
66 Gorkys Hernandez, R ERA: 3.6										1	0	1	0	0	0	0						
63 Chris Leroux, L ERA: 3.6										0	0	0	0	0	0	0						
38 Fernando Nieve, R ERA: 3.6										0	0	0	0	0	0	0						
<b>Inning Stats</b>	R: 1 E: 0 K: 0 S: 6	H: 3 LOB: 1 BB: 0 P: 6	R: 3 E: 1 K: 0 S: 6	H: 4 LOB: 1 BB: 1 P: 11	R: 0 E: 0 K: 0 S: 3	H: 0 LOB: 0 BB: 1 P: 7	R: 0 E: 0 K: 2 S: 7	H: 0 LOB: 0 BB: 0 P: 7	R: 0 E: 0 K: 1 S: 5	H: 0 LOB: 0 BB: 0 P: 5	R: 3 E: 0 K: 1 S: 9	H: 2 LOB: 0 BB: 1 P: 14	R: 0 E: 0 K: 0 S: 4	H: 1 LOB: 2 BB: 1 P: 8	R: 0 E: 0 K: 2 S: 8	H: 1 LOB: 1 BB: 0 P: 8	R: 1 E: 0 K: 1 S: 8	H: 4 LOB: 2 BB: 0 P: 10	1B: 12 2B: 2 3B: 0 HR: 1	SF: 0 SAC: 0 DP: 0 HBP: 0	WP: 1 PB: 0 SB: 1 CS: 1	PA: 44
<b>PITCHER</b>	IP WLS BF H R ER SO BB IBB HBP BLK WP HR S P ERA WHIP	40 Wade Davis, R ERA: 7.5	3.0 16 7 4 4 0 2 2 0 0 0 1 0 0 15 24 12.00 3.000	75 Jonah Bayliss, R ERA: 4.5	1.0 3 0 0 0 0 0 0 0 0 0 0 0 0 5 5 0.00 0.000	58 Jeremy Hellickson, R ERA: 4.5	1.0 3 0 0 0 0 1 0 0 0 0 0 0 0 5 5 0.00 0.000	43 Kyle Farnsworth, R ERA: 6.75	1.0 6 2 3 3 1 1 0 0 0 0 0 1 9 14 27.00 3.000	62 Joel Peralta, R ERA: 6.75	1.0 5 1 0 0 0 0 1 0 0 0 0 0 0 4 8 0.00 2.000	36 Adam Russell, R ERA: 6.75	1.0 L 7 4 1 1 2 0 0 0 0 0 0 0 0 11 13 9.00 4.000	49 Dane De La Rosa, R ERA: 11.25	1.0 3 1 0 0 1 0 0 0 0 0 0 0 0 5 5 0.00 1.000							

AB 39  
R 8  
H 15  
RBI 8  
BB 4  
SO 7  
LOB 18



Batter	1	2	3	4	5	6	7	8	9	AB	R	H	RBI	BB	SO	LOB	BOTTOM					
24 Manny Ramirez, R OBP: 0.304, SLG: 0.478										3	0	0	0	0	0	2	<b>Pittsburgh Pirates @ Tampa Bay Rays</b> Charlotte Sports Park, Port Charlotte, FL Fri Mar 11 2011, 1:08 PM - 4:42 PM EST Att: 4,513 - Partly Cloudy - 62 F					
38 Robinson Chirinos, R OBP: 0.478, SLG: 0.900										2	1	1	0	0	0	1						
1 Sean Rodriguez, R OBP: 0.585, SLG: 0.778										2	1	2	0	1	0	0						
31 Jose Lobaton, S OBP: 0.455, SLG: 0.400										2	1	2	2	0	0	0						
41 Nevin Ashley, R OBP: 0.286, SLG: 0.167										0	0	0	0	0	0	0						
23 Casey Kotchman, L OBP: 0.407, SLG: 0.538										3	0	1	1	0	0	1						
66 Chris Carter, L OBP: 0.471, SLG: 0.533										1	1	1	0	1	0	0						
10 Kelly Shoppach, R OBP: 0.353, SLG: 0.429										2	0	1	0	1	0	1						
61 Russ Canzler, R OBP: 0.071, SLG: 0.154										2	0	1	1	0	0	2						
45 Felipe Lopez, S OBP: 0.520, SLG: 0.476										2	1	1	0	1	0	2						
67 Daniel Mayora, R OBP: 0.375, SLG: 0.375										2	0	1	1	0	0	0						
9 Elliot Johnson, S OBP: 0.111, SLG: 0.118										2	0	0	0	1	0	3						
16 Ray Olmedo, S OBP: 0.111, SLG: 0.118										2	0	0	0	0	0	0						
8 Desmond Jennings, R OBP: 0.353, SLG: 0.657										2	0	1	1	1	1	0						
26 J.J. Furmaniak, R OBP: 0.083, SLG: 0.083										2	0	1	0	0	0	0						
5 Sam Fuld, L OBP: 0.150, SLG: 0.105										2	0	0	0	1	1	3						
Leslie Anderson, L OBP: 0.222, SLG: 0.125										2	0	0	0	0	1	1						
60 Stephen Vogt, L OBP: 0.429, SLG: 0.200										3	1	1	0	0	0	2						
79 Joe Inglett, L OBP: 0.350, SLG: 0.235										0	1	0	0	1	0	0						
<b>Inning Stats</b>	R: 0 E: 0 K: 0 S: 4	H: 1 LOB: 1 BB: 0 P: 4	R: 1 E: 1 K: 0 S: 4	H: 1 LOB: 2 BB: 2 P: 12	R: 1 E: 0 K: 1 S: 8	H: 2 LOB: 3 BB: 3 P: 20	R: 0 E: 0 K: 0 S: 3	H: 0 LOB: 0 BB: 1 P: 7	R: 0 E: 0 K: 0 S: 4	H: 2 LOB: 1 BB: 0 P: 4	R: 4 E: 0 K: 1 S: 9	H: 5 LOB: 2 BB: 1 P: 13	R: 0 E: 0 K: 1 S: 5	H: 0 LOB: 0 BB: 0 P: 5	R: 1 E: 0 K: 0 S: 4	H: 2 LOB: 1 BB: 1 P: 9	R: 0 E: 0 K: 0 S: 4	H: 1 LOB: 1 BB: 0 P: 5	1B: 12 2B: 2 3B: 0 HR: 0	SF: 0 SAC: 0 DP: 3 HBP: 0	WP: 2 PB: 0 SB: 2 CS: 1	PA: 45
<b>PITCHER</b>	IP WLS BF H R ER SO BB IBB HBP BLK WP HR S P ERA WHIP	53 James McDonald, R ERA: 4.05	2.0 12 4 2 2 1 0 2 0 0 0 0 0 0 10 18 4.50 3.000	71 Brian Burres, L ERA: 4.05	3.0 H 12 2 0 0 0 1 4 0 0 0 0 0 0 13 29 0.00 2.000	57 Daniel Moskos, L ERA: 7.2	0.2 6 3 4 4 1 1 0 0 0 0 1 0 7 11 54.00 6.000	65 Justin Thomas, L ERA: 7.2	1.1 H 5 2 0 0 1 0 0 0 0 0 0 0 7 7 0.00 1.500	63 Chris Leroux, R ERA: 3.6	1.0 W 5 2 1 1 0 1 0 0 0 0 0 0 4 9 9.00 3.000	38 Fernando Nieve, R ERA: 11.81	1.0 S 4 1 0 0 0 0 0 0 0 0 0 0 0 5 5 0.00 1.000									

AB 36  
R 7  
H 14  
RBI 6  
BB 8  
SO 3  
LOB 18





Batter	1	2	3	4	5	6	7	8	9	AB	R	H	RBI	BB	SO	LOB	TOP					
18 Ben Zobrist, S (1,4) OBP: 0.375, SLG: 0.733 23 Casey Kotchman, L (6,3) OBP: 0.393, SLG: 0.519	G4-3		HR		G6-3		K			3	1	1	2	0	0	0	<b>Tampa Bay Rays @ Philadelphia Phillies</b> Bright House Field, Clearwater, FL Sat Mar 12 2011, 1:07 PM - 3:35 PM EST Att: 10,791 - Sunny - 65 F					
22 Johnny Damon, L (1,7) OBP: 0.277, SLG: 0.469 8 Desmond Jennings, R (6,9) OBP: 0.313, SLG: 0.160	G4-3		HR		K		K			3	1	1	1	0	1	0						
3 Evan Longoria, R (1,5) OBP: 0.231, SLG: 0.423 79 Joe Inglett, L (4,5) OBP: 0.318, SLG: 0.211	K		G6-3			F8		K		2	0	0	0	0	1	0						
20 Matt Joyce, L (1,9) OBP: 0.357, SLG: 0.417 5 Sam Fuld, L (6,8) OBP: 0.143, SLG: 0.100		G3				24 HR 2B		K		3	2	2	0	0	0	0						
2 B.J. Upton, R (1,8) OBP: 0.333, SLG: 0.577 66 Chris Carter, L (6,7) OBP: 0.444, SLG: 0.500		K			P3	24 S 2B		K		3	0	1	1	0	1	1						
24 Dan Johnson, L (1,3) OBP: 0.250, SLG: 0.591 16 Ray Olmedo, S (6,4) OBP: 0.105, SLG: 0.111		K				1-3 K			L6	3	1	1	2	0	2	1						
28 John Jaso, L (1,2) OBP: 0.227, SLG: 0.400 38 Robinson Chirinos, R (7,2) OBP: 0.500, SLG: 0.905			G3-1		G1-3				31 G4-3 1B	3	0	0	0	0	0	1						
9 Elliot Johnson, S (1,10)			G4-3		G4-3				G4-3	3	0	0	0	0	1	0						
31 Jose Lobaton, S (9,PH) OBP: 0.417, SLG: 0.354									1-2 G4-3	1	0	0	0	0	0	1						
15 Reid Brignac, L (1,6) OBP: 0.533, SLG: 0.667 64 Tim Beckham, R (7,6) OBP: 0.438, SLG: 0.429						P4				3	1	2	0	0	0	0						
			18 HR 1B							0	0	0	0	0	0	0						
<b>Inning Stats</b>	R: 0 E: 0 K: 2 S: 5	H: 0 LOB: 0 BB: 0 P: 5	R: 0 E: 0 K: 2 S: 7	H: 0 LOB: 0 BB: 0 P: 7	R: 3 E: 0 K: 0 S: 7	H: 3 LOB: 0 BB: 0 P: 9	R: 2 E: 0 K: 0 S: 5	H: 2 LOB: 0 BB: 0 P: 6	R: 0 E: 0 K: 1 S: 5	H: 0 LOB: 0 BB: 0 P: 5	R: 1 E: 0 K: 1 S: 7	H: 2 LOB: 1 BB: 0 P: 8	R: 0 E: 0 K: 3 S: 10	H: 1 LOB: 1 BB: 0 P: 10	R: 0 E: 0 K: 3 S: 9	H: 0 LOB: 0 BB: 0 P: 9	R: 0 E: 0 K: 0 S: 3	H: 1 LOB: 0 BB: 0 P: 3	1B: 2 2B: 3 3B: 1 HR: 3	SF: 0 SAC: 0 DP: 1 HBP: 0	WP: 0 PB: 0 SB: 1 CS: 0	PA: 35
<b>PITCHER</b>	IP WLS BF H R ER SO BB IBB HBP BLK WP HR S P ERA WHIP																					
38 Kyle Kendrick, R (1,1) ERA: 5.0	4.0 L 17 5 5 5 3 0 0 0 0 0 0 3 24 27 11.25 1.250																					
52 Jose Contreras, R (5,1) ERA: 2.25	2.0 8 2 1 1 2 0 0 0 0 0 0 0 12 13 4.50 1.000																					
46 Ryan Madson, R (7,1) ERA: 2.25	2.0 7 1 0 0 6 0 0 0 0 0 0 0 19 19 0.00 0.500																					
16 J.C. Romero, L (9,1) ERA: 0.00	1.0 3 1 0 0 0 0 0 0 0 0 0 0 3 3 0.00 1.000																					

Batter	1	2	3	4	5	6	7	8	9	AB	R	H	RBI	BB	SO	LOB	BOTTOM					
11 Jimmy Rollins, S (1,6) OBP: 0.256, SLG: 0.270 12 Troy Hanzawa, R (7,6) OBP: 0.100, SLG: 0.100	K		L6			27 FC6 2B		FC1-4 2B		3	0	1	0	0	1	1	<b>Tampa Bay Rays @ Philadelphia Phillies</b> Bright House Field, Clearwater, FL Sat Mar 12 2011, 1:07 PM - 3:35 PM EST Att: 10,791 - Sunny - 65 F					
8 Shane Victorino, S (1,8) OBP: 0.421, SLG: 0.469 92 Rich Thompson, L (7,8) OBP: 0.100, SLG: 0.100	K		F9			27 FC6 BB		F7		2	0	0	0	1	1	1						
27 Placido Polanco, R (1,5) OBP: 0.278, SLG: 0.242 28 Tim Lincecum, R (7,5) OBP: 1.000, SLG: 2.000	G5-3		G1-3			FC6		K		3	0	0	0	0	3	0						
10 Ben Francisco, R (1,7) OBP: 0.382, SLG: 0.677 94 Michael Spidale, R (7,7) OBP: 0.100, SLG: 0.100						1-2 2-3 K		K		2	1	0	0	1	1	2						
24 Delwyn Young, S (1,9) OBP: 0.341, SLG: 0.359						K		K		3	0	0	0	1	3	2						
51 Carlos Ruiz, R (1,2) OBP: 0.222, SLG: 0.188 4 Dane Sardinha, R (8,2) OBP: 0.417, SLG: 0.455								K		3	0	0	0	0	3	2						
87 Matt Miller, R (1,10) OBP: 0.188, SLG: 0.071										1	0	0	0	0	0	0						
15 Jim Murphy, R (1,3)										3	0	0	0	0	2	2						
7 Michael Martinez, S (1,4) OBP: 0.214, SLG: 0.321										3	0	2	0	0	0	0						
<b>Inning Stats</b>	R: 0 E: 0 K: 2 S: 7	H: 0 LOB: 0 BB: 0 P: 7	R: 1 E: 0 K: 2 S: 7	H: 1 LOB: 2 BB: 2 P: 15	R: 0 E: 0 K: 0 S: 4	H: 1 LOB: 1 BB: 0 P: 4	R: 0 E: 0 K: 2 S: 7	H: 0 LOB: 0 BB: 0 P: 7	R: 0 E: 0 K: 2 S: 3	H: 0 LOB: 0 BB: 0 P: 3	R: 0 E: 0 K: 2 S: 8	H: 1 LOB: 2 BB: 1 P: 12	R: 0 E: 0 K: 2 S: 7	H: 0 LOB: 0 BB: 0 P: 7	R: 1 E: 0 K: 1 S: 7	H: 2 LOB: 1 BB: 0 P: 7	R: 0 E: 0 K: 1 S: 5	H: 0 LOB: 0 BB: 0 P: 5	1B: 3 2B: 3 3B: 0 HR: 0	SF: 0 SAC: 0 DP: 1 HBP: 0	WP: 0 PB: 0 SB: 0 CS: 1	PA: 34
<b>PITCHER</b>	IP WLS BF H R ER SO BB IBB HBP BLK WP HR S P ERA WHIP																					
14 David Price, L (1,1) ERA: 4.5	5.0 W 18 2 1 1 6 2 0 0 0 0 0 0 8 12 1.80 0.800																					
37 Juan Cruz, R (6,1) ERA: 3.6	1.0 5 1 0 0 2 1 0 0 0 0 0 0 8 12 0.00 2.000																					
27 Cesar Ramos, L (7,1) ERA: 3.6	1.0 3 0 0 0 2 0 0 0 0 0 0 0 7 7 0.00 0.000																					
57 Jake McGee, L (8,1) ERA: 1.8	1.0 5 2 1 1 1 0 0 0 0 0 0 0 7 7 9.00 2.000																					
68 R.J. Swindle, L (9,1) ERA: 3.0	1.0 3 0 0 0 1 0 0 0 0 0 0 0 5 5 0.00 0.000																					



Batter	1	2	3	4	5	6	7	8	9	AB	R	H	RBI	BB	SO	LOB	TOP								
18 Ben Zobrist, S (1.9) 8 Desmond Jennings, R (6.7) (7.9)	G4-1		F8		L9			G4-3		3	0	0	0	0	0	0	<b>Tampa Bay Rays @ Toronto Blue Jays</b> Florida Auto Exchange Stadium, Dunedin, FL Sun Mar 13 2011, 1:10 PM - 4:29 PM EDT Att.: 5,559 - Sunny - 66 F								
22 Johnny Damon, L (1.10) 11 Justin Ruggiano, R (6. PH) (6.10)	24 E 2B		K					F8		2	1	1	0	0	1	0									
24 Manny Ramirez, R (1.7) 5 Sam Fuld, L (6.9) (7.7)	24 FC4-6 HBP		K					F8		2	0	0	0	0	2	0									
24 Dan Johnson, L (1.3) 23 Casey Kotchman, L (6.3) (6.3)	FC4-6 2-H 2H				F9					3	0	0	0	0	0	1									
2 B.J. Upton, R (1.8) 66 Chris Carter, L (7.8) (7.8)	K				G3-1					3	1	1	0	0	1	1									
1 Sean Rodriguez, R (1.5) 41 Nevin Ashley, R (7.2) (7.2)					BLK 1 K2-3 2B					3	1	1	0	0	2	0									
9 Elliot Johnson, S (1.4) 67 Daniel Mayora, R (7.5) (7.5)										1	0	0	0	0	1	1									
10 Kelly Shoppach, R (1.2) 26 J.J. Furmaniak, R (7.4) (7.4)										3	1	1	0	0	2	0									
64 Tim Beckham, R (1.6) (1.6)										1	0	0	0	0	1	1									
<b>Inning Stats</b>	R: 1 E: 1 K: 1 S: 6	H: 1 LOB: 1 BB: 0 P: 10	R: 0 E: 0 K: 1 S: 6	H: 1 LOB: 1 BB: 0 P: 7	R: 0 E: 0 K: 2 S: 7	H: 0 LOB: 0 BB: 0 P: 7	R: 1 E: 0 K: 2 S: 8	H: 1 LOB: 0 BB: 0 P: 9	R: 0 E: 0 K: 0 S: 3	H: 0 LOB: 0 BB: 0 P: 3	R: 0 E: 0 K: 2 S: 7	H: 0 LOB: 0 BB: 0 P: 7	R: 1 E: 0 K: 0 S: 5	H: 3 LOB: 1 BB: 0 P: 5	R: 0 E: 0 K: 0 S: 3	H: 0 LOB: 0 BB: 0 P: 3		R: 0 E: 1 K: 1 S: 8	H: 2 LOB: 3 BB: 0 P: 8	1B: 6 2B: 2 3B: 0 HR: 0	SF: 0 SAC: 0 DP: 1 HBP: 1	WP: 0 PB: 0 SB: 1 CS: 0	PA: 36		
<b>PITCHER</b>	IP	WLS	BF	H	R	ER	SO	BB	IBB	HBP	BLK	WP	HR	S	P	ERA	WHIP								
23 Brandon Morrow, R (1.1) ERA: 1.25	4.0	W	16	3	2	1	6	0	0	1	1	0	0	27	33	2.25	0.750								
34 Marco Rzepczynski, L (5.1) ERA: 4.15	3.0	H	11	3	1	1	2	0	0	0	0	0	0	15	15	3.00	1.000								
33 Carlos Villanueva, R (8.1) ERA:	1.0		3	0	0	0	0	0	0	0	0	0	0	3	3	0.00	0.000								
44 Casey Janssen, R (9.1) ERA: 1.8	1.0		6	2	0	0	1	0	0	0	0	0	0	8	8	0.00	2.000								

Batter	1	2	3	4	5	6	7	8	9	AB	R	H	RBI	BB	SO	LOB	BOTTOM								
11 Rajai Davis, R (1.9) OBP: 0.353, SLG: 0.581 70 John Toliano, S (7.9) OBP: 0.364, SLG: 0.444	F7	L8				F7		P3		4	0	1	0	0	0	2	<b>Tampa Bay Rays @ Toronto Blue Jays</b> Florida Auto Exchange Stadium, Dunedin, FL Sun Mar 13 2011, 1:10 PM - 4:29 PM EDT Att.: 5,559 - Sunny - 66 F								
5 Yunel Escobar, R (1.6) OBP: 0.500, SLG: 0.500 18 Mike McCoy, R (7.6) OBP: 0.357, SLG: 0.391	45 1B 19 SF8 BB				L8			K		3	1	1	2	1	0	2									
45 Travis Snider, L (1.10) OBP: 0.476, SLG: 0.550 15 Travis d'Arnaud, R (6. PH) (9.10) OBP: 0.111, SLG: 0.111										4	1	2	0	0	1	0									
19 José Bautista, R (1.5) OBP: 0.483, SLG: 0.833 13 Brett Lawrie, R (6. PR) (6.5) OBP: 0.393, SLG: 0.667	SF8									2	1	2	2	0	0	0									
62 Eric Thames, L (1.7) (1.7)	K									2	2	1	0	0	0	1									
9 J.P. Arencibia, R (1.2) OBP: 0.228, SLG: 0.138 14 Ryan Budde, R (8.2) OBP: 0.154, SLG: 0.083										3	1	1	3	0	1	1									
16 Corey Patterson, L (1.8) OBP: 0.179, SLG: 0.286 43 Anthony Gose, L (6.8) OBP: 0.417, SLG: 0.421										4	1	1	0	0	2	2									
28 David Cooper, L (1.3) OBP: 0.423, SLG: 0.348										0	0	0	0	0	0	0									
6 John McDonald, R (1.4) OBP: 0.318, SLG: 0.286 68 Jonathan Diaz, R (6.4) OBP: 0.241, SLG: 0.250										2	0	1	1	0	0	0									
										1	0	1	0	0	0	0									
<b>Inning Stats</b>	R: 1 E: 0 K: 1 S: 6	H: 1 LOB: 1 BB: 1 P: 10	R: 3 E: 0 K: 0 S: 6	H: 4 LOB: 1 BB: 0 P: 6	R: 1 E: 0 K: 1 S: 6	H: 1 LOB: 0 BB: 0 P: 6	R: 0 E: 0 K: 0 S: 5	H: 2 LOB: 2 BB: 0 P: 5	R: 2 E: 1 K: 0 S: 6	H: 3 LOB: 2 BB: 1 P: 10	R: 0 E: 0 K: 1 S: 5	H: 0 LOB: 0 BB: 0 P: 5	R: 2 E: 0 K: 1 S: 9	H: 3 LOB: 1 BB: 0 P: 12	R: 0 E: 0 K: 1 S: 6	H: 1 LOB: 1 BB: 0 P: 7	1B: 11 2B: 2 3B: 0 HR: 2	SF: 2 SAC: 1 DP: 0 HBP: 0	WP: 1 PB: 0 SB: 1 CS: 0	PA: 40					
<b>PITCHER</b>	IP	WLS	BF	H	R	ER	SO	BB	IBB	HBP	BLK	WP	HR	S	P	ERA	WHIP								
78 Chris Bootcheck, R (1.1) ERA: 10.8	2.0	L	11	5	4	4	1	1	0	0	0	0	0	12	16	18.00	3.000								
74 Cory Wade, R (3.1)	1.0		4	1	1	1	1	0	0	0	0	0	1	6	6	9.00	1.000								
73 Dirk Hayhurst, R (4.1) ERA:	1.0		5	2	0	0	0	0	0	0	0	0	0	5	5	0.00	2.000								
54 Mike Ekstrom, R (5.1) ERA: 9.53	1.0		7	3	2	1	0	1	0	0	0	0	0	6	10	9.00	4.000								
69 Rob Delaney, R (6.1) ERA: 4.91	1.0		3	0	0	0	1	0	0	0	0	0	0	5	5	0.00	0.000								
<b>PITCHER</b>	IP	WLS	BF	H	R	ER	SO	BB	IBB	HBP	BLK	WP	HR	S	P	ERA	WHIP								
49 Dane De La Rosa, R (7.1) ERA: 12.6	1.0		6	3	2	2	1	0	0	0	0	0	0	9	12	18.00	3.000								
47 Brandon Gomes, R (8.1) ERA: 3.35	1.0		4	1	0	0	1	0	0	0	0	1	0	6	7	0.00	1.000								

AB	35
R	3
H	8
RBI	1
BB	0
SO	9
LOB	12



AB	35
R	9
H	15
RBI	9
BB	2
SO	5
LOB	13





Batter	1	2	3	4	5	6	7	8	9	AB	R	H	RBI	BB	SO	LOB	TOP				
10 Dewayne Wise, L (1,8) 67 Tim Torres, S (7,7) OBP: 0.306, SLG: 0.469 OBP: 0.421, SLG: 0.375	2-2 HR		0-0 G6-3		0-0 F8		0-0 F9		0-3 K	4	1	1	1	0	0	1	<b>Florida Marlins @ Tampa Bay Rays</b> Charlotte Sports Park, Port Charlotte, FL Tue Mar 15 2011, 1:12 PM - 4:03 PM EDT Att: 5,544 - Sunny - 77 F  <b>AB 35</b> <b>R 2</b> <b>H 9</b> <b>RBI 2</b> <b>BB 4</b> <b>SO 8</b> <b>LOB 14</b>				
13 Omar Infante, R (1,4) 3 Joe Thurston, L (6,4) OBP: 0.345, SLG: 0.444 OBP: 0.370, SLG: 0.458	0-0 G6-3		0-0 15 1B 2 G2 1B		4-0 BB		0-0 2B		0-0 1B	2	0	1	0	1	0	0					
2 Hanley Ramirez, R (1,6) 56 Osvaldo Martinez, R (6,6) OBP: 0.490, SLG: 0.907 OBP: 0.286, SLG: 0.357	0-3 K		0-0 G2		0-0 F8		0-0 P6		0-0 G5-3	3	0	0	0	0	1	2					
15 Gaby Sanchez, R (1,3) 33 Scott Cousins, L (6,9) OBP: 0.552, SLG: 0.652 OBP: 0.171, SLG: 0.229	4-0 BB		0-0 2-3 1B		0-0 F7		0-3 K		0-0 G4-3	2	0	1	0	1	1	0					
20 Logan Morrison, L (1,10) OBP: 0.343, SLG: 0.267	0-0 L4		0-0 F7		0-0 K		0-0 K		0-0 E3 63 1B	4	0	1	0	0	1	3					
22 Donnie Murphy, R (1,5) OBP: 0.346, SLG: 0.409		4-0 16 FC6-4 BB		0-0 P6		0-0 1B		4-0 63 1B BB	2	0	1	0	2	0	0	0					
63 Josh Kroeger, L (1,9) OBP: 0.235, SLG: 0.194		0-0 F8		0-0 G4-3		0-0 F8		0-0 1-2 2-H 1B	4	0	1	0	0	0	2	2					
9 Brett Hayes, R (1,2) 6 Brad Davis, R (8,PH) OBP: 0.222, SLG: 0.188 OBP: 0.176, SLG: 0.067		0-0 L6		0-3 K		0-3 K		0-3 K	3	0	0	0	0	2	1	1					
16 Bryan Petersen, L (1,7) OBP: 0.324, SLG: 0.303		0-0 1-2 FC6-4		0-3 K		0-0 2B		0-0 F7	4	1	1	0	0	1	1	1					
<b>Inning Stats</b>	R: 1 E: 0 K: 1 S: 8	H: 1 LOB: 1 BB: 1 P: 14	R: 0 E: 0 K: 0 S: 3	H: 0 LOB: 2 BB: 0 P: 7	R: 0 E: 0 K: 0 S: 5	H: 2 LOB: 2 BB: 0 P: 5	R: 0 E: 0 K: 1 S: 5	H: 0 LOB: 1 BB: 1 P: 9	R: 0 E: 0 K: 2 S: 8	H: 1 LOB: 1 BB: 0 P: 8	R: 1 E: 0 K: 1 S: 7	H: 2 LOB: 1 BB: 0 P: 7	R: 0 E: 1 K: 1 S: 6	H: 2 LOB: 2 BB: 1 P: 10	R: 0 E: 0 K: 1 S: 6	H: 1 LOB: 1 BB: 0 P: 6		1B: 6 2B: 2 3B: 0 HR: 1	SF: 0 SAC: 0 DP: 0 HBP: 0	WP: 0 PB: 0 SB: 0 CS: 0	PA: 39
<b>PITCHER</b>	IP WLS BF H R ER SO BB IBB HBP BLK WP HR S P ERA WHIP	58 Jeremy Hellickson, R (1,1) 36 Adam Russell, R (2,1) 43 Kyle Farnsworth, R (4,1) 37 Juan Cruz, R (5,1) 62 Joel Peralta, R (6,1) ERA: 3.38 ERA: 5.4 ERA: 5.4 ERA: 1.0 ERA: 1.0	2.0 1.1 1.0 1.0 1.0	WLS H R ER SO	8 6 3 0 0	H R ER SO	1 2 0 0 2	R ER SO	1 0 0	BB IBB HBP BLK	0 0 0 0	WP HR S P	0 0 6 6	ERA WHIP	5.40 1.800 0.00 1.000 1.000	2.500 1.000					
<b>PITCHER</b>	IP WLS BF H R ER SO BB IBB HBP BLK WP HR S P ERA WHIP	21 Andy Sonnanstine, R (7,1) 68 R.J. Swindle, L (8,1) ERA: 9.0 ERA: 2.57	2.0 1.0	WLS H R ER SO	10 4 1 0 1	H R ER SO	4 1 0 0	R ER SO	1 1 2	BB IBB HBP BLK	1 0 0 0	WP HR S P	0 0 6 6	ERA WHIP	4.50 2.500 0.00 1.000						

Batter	1	2	3	4	5	6	7	8	9	AB	R	H	RBI	BB	SO	LOB	BOTTOM				
18 Ben Zobrist, S (1,4) 9 Elliot Johnson, S (5,PH) OBP: 0.318, SLG: 0.571 OBP: 0.333, SLG: 0.200	0-0 F9		0-0 3 2B 1B		0-0 F9			0-0 5 FC3-6 1B		3	1	1	0	0	0	0	<b>Florida Marlins @ Tampa Bay Rays</b> Charlotte Sports Park, Port Charlotte, FL Tue Mar 15 2011, 1:12 PM - 4:03 PM EDT Att: 5,544 - Sunny - 77 F  <b>AB 38</b> <b>R 11</b> <b>H 14</b> <b>RBI 11</b> <b>BB 4</b> <b>SO 7</b> <b>LOB 16</b>				
22 Johnny Damon, L (1,7) 5 Sam Fuld, L (4,7) OBP: 0.296, SLG: 0.538 OBP: 0.200, SLG: 0.091	0-0 24 HR 2B		0-0 3 2B 1B		4-0 3 S 3 1B BB		4-0 45 2B BB		0-0 FC3-6 23 2B 66 1B	2	2	2	1	0	0	0					
3 Evan Longoria, R (1,5) 45 Felipe Lopez, S (5,5) OBP: 0.276, SLG: 0.483 OBP: 0.519, SLG: 0.522	0-0 P6		0-0 24 1B 2B		0-1 24 BB 1B		0-0 23 F8 66 F9-2 2B		0-0 L9	3	1	2	3	0	0	1					
24 Manny Ramirez, R (1,10) 23 Casey Kotchman, L (6,PH) OBP: 0.379, SLG: 0.593 OBP: 0.419, SLG: 0.567	1-0 HR		0-0 20 WP 1B		4-0 1-2 BB		0-0 F8		0-0 66 1B 2B	2	1	2	3	1	0	0					
20 Matt Joyce, L (1,9) 66 Chris Carter, L (6,7) OBP: 0.323, SLG: 0.370 OBP: 0.429, SLG: 0.474	0-0 G4-3		0-0 F8		0-0 F7		0-0 F9-2		0-0 2-3 3-H 1B	3	0	0	0	0	0	3					
2 B.J. Upton, R (1,8) 31 Jose Lobaton, S (6,2) 65 Craig Albernaz, R (9,2) OBP: 0.333, SLG: 0.656 OBP: 0.357, SLG: 0.308 OBP: 0.304, SLG: 0.200		0-0 10 CS 15 FC6-4		0-0 B1-3		0-0 HR		0-3 K		3	2	1	1	0	0	0					
24 Dan Johnson, L (1,3) 11 Justin Ruggiano, R (6,9) OBP: 0.233, SLG: 0.590 OBP: 0.217, SLG: 0.364		0-3 K		0-3 K		0-0 1B		0-0 G5-3		3	0	1	0	0	2	1					
10 Kelly Shoppach, R (1,2) Leslie Anderson, L (6,3) OBP: 0.348, SLG: 0.368 OBP: 0.300, SLG: 0.333		4-1 SAFE 15 FC6-4 BB		0-3 K		0-0 F8		0-0 2B		2	0	0	0	1	1	1					
15 Reid Brignac, L (1,6) 79 Joe Inglett, L (6,4) OBP: 0.444, SLG: 0.556 OBP: 0.304, SLG: 0.200		0-0 18 1B 22 1B		0-3 K		0-3 K		0-0 P6		3	1	0	1	0	2	2					
<b>Inning Stats</b>	R: 2 E: 0 K: 0 S: 5	H: 2 LOB: 0 BB: 0 P: 6	R: 5 E: 1 K: 1 S: 11	H: 4 LOB: 1 BB: 1 P: 16	R: 0 E: 0 K: 2 S: 7	H: 0 LOB: 0 BB: 0 P: 7	R: 1 E: 0 K: 1 S: 7	H: 1 LOB: 2 BB: 2 P: 15	R: 1 E: 0 K: 1 S: 7	H: 2 LOB: 1 BB: 0 P: 7	R: 1 E: 0 K: 0 S: 3	H: 1 LOB: 1 BB: 1 P: 7	R: 0 E: 0 K: 1 S: 6	H: 3 LOB: 2 BB: 0 P: 8	R: 1 E: 0 K: 1 S: 8	H: 0 LOB: 2 BB: 0 P: 8		1B: 7 2B: 6 3B: 0 HR: 2	SF: 0 SAC: 0 DP: 1 HBP: 0	WP: 1 PB: 0 SB: 1 CS: 1	PA: 42
<b>PITCHER</b>	IP WLS BF H R ER SO BB IBB HBP BLK WP HR S P ERA WHIP	45 Sean West, L (1,1) 58 Ryan Webb, R (3,1) 40 Mike Dunn, L (5,1) 34 Edward Mujica, R (6,1) 24 Dustin Richardson, L (8,1) ERA: 9.0 ERA: 2.38 ERA: 12.46 ERA: 9.0 ERA: 3.18	2.0 2.0 1.0 2.0 1.0	WLS H R ER SO	14 9 5 8 3	H R ER SO	7 1 2 1 1	R ER SO	2 1 1 1 1	BB IBB HBP BLK	1 0 0 0 0	WP HR S P	0 0 7 13 8	ERA WHIP	3.500 4.50 9.00 4.50 9.00	3.500 1.500 2.000 1.500 3.000					



Batter	1	2	3	4	5	6	7	8	9	AB	R	H	RBI	BB	SO	LOB	TOP								
28 John Jaso, L (1, 2) OBP: 0.240, SLG: 0.364 31 Jose Lobaton, S (6, 2) OBP: 0.333, SLG: 0.286	F7		F8			G4-3				2	1	0	0	1	0	1	<b>Tampa Bay Rays @ Florida Marlins</b> Roger Dean Stadium, Jupiter, FL Wed Mar 16 2011, 1:11 PM - 3:38 PM EDT Att: 5,726 - Partly Cloudy - 74 F								
9 Elliot Johnson, S (1, 8) OBP: 0.381, SLG: 0.333 66 Chris Carter, L (6, 7) OBP: 0.409, SLG: 0.450	K			24 S 1B		24 G3 45 S 2B		L6		3	2	2	2	0	1	0									
24 Manny Ramirez, R (1, 10) OBP: 0.344, SLG: 0.552 11 Justin Ruggiano, R (6, PH) OBP: 0.208, SLG: 0.348 (8, 10)	K			SF8 1-H		G3		K		2	0	0	1	0	1	1									
20 Matt Joyce, L (1, 9) OBP: 0.324, SLG: 0.367 79 Joe Inglett, L (6, 9) OBP: 0.292, SLG: 0.190 (7, 4)		45 G3-6-1 1B		G4-3		F8		F9		3	0	1	0	0	0	1									
45 Felipe Lopez, S (1, 5) OBP: 0.467, SLG: 0.462 16 Ray Olmedo, S (6, 4) OBP: 0.100, SLG: 0.105 (7, 6)		G3-6-1 1-2		G1-3		G6-3			E5 43 G3	3	0	0	0	0	0	1									
23 Casey Kotchman, L (1, 3) OBP: 0.472, SLG: 0.545 43 Michael Sheridan, L (7, 3)		K			K		1 5 1B		G3	3	1	1	0	0	2	0									
1 Sean Rodriguez, R (1, 4) OBP: 0.517, SLG: 0.667 (6, 5) 90 Matthew Hall, R (7, 5)			G1-3		F9		15 WP 5 1B		F7	3	1	1	0	0	0	0									
15 Reid Brignac, L (1, 6) OBP: 0.381, SLG: 0.476 87 Reid Fronk, L (7, 9)			L9		L7		G6-3			3	0	0	0	0	0	2									
5 Sam Fuld, L (1, 7) OBP: 0.286, SLG: 0.240 (6, 8) 88 Brian Bryles, R (7, 8)									HBP	3	1	3	2	0	0	0									
							28 S 9 2B		K	1	0	0	0	0	1	2									
<b>Inning Stats</b>	R: 0 E: 0 K: 2 S: 7	H: 0 LOB: 0 BB: 0 P: 7	R: 0 E: 0 K: 1 S: 5	H: 1 LOB: 0 BB: 0 P: 5	R: 0 E: 0 K: 0 S: 4	H: 1 LOB: 0 BB: 0 P: 4	R: 1 E: 0 K: 0 S: 5	H: 1 LOB: 0 BB: 0 P: 6	R: 0 E: 0 K: 1 S: 5	H: 0 LOB: 0 BB: 0 P: 5	R: 0 E: 0 K: 0 S: 5	H: 0 LOB: 0 BB: 0 P: 5	R: 2 E: 0 K: 0 S: 5	H: 3 LOB: 0 BB: 0 P: 6	R: 0 E: 0 K: 1 S: 5	H: 0 LOB: 0 BB: 0 P: 5	R: 0 E: 1 K: 1 S: 6	H: 0 LOB: 2 BB: 0 P: 7	1B: 6 2B: 2 3B: 0 HR: 0	SF: 1 SAC: 0 DP: 1 HBP: 1	WP: 1 PB: 0 SB: 4 CS: 0	PA: 36			
<b>PITCHER</b>	IP WLS BF H R ER SO BB IBB HBP BLK WP HR S P ERA WHIP																								
41 Chris Volstad, R (1, 1) ERA: 5.54	5.0		17	3	1	1	4	0	0	0	0	0	0	0	0	26	27	1.80	0.600						
38 Randy Choate, L (6, 1) ERA: 13.5	1.0	L	6	2	3	3	0	1	0	0	0	0	0	0	0	5	10	27.00	3.000						
31 Burke Badenhop, R (7, 1) ERA: 2.57	2.0		8	3	2	2	1	0	0	0	0	1	0	0	10	11	9.00	1.500							
62 Victor Garate, L (9, 1) ERA:	1.0		5	0	0	0	1	0	0	1	0	0	0	0	6	7	0.00	0.000							

Batter	1	2	3	4	5	6	7	8	9	AB	R	H	RBI	BB	SO	LOB	BOTTOM							
8 Chris Coghlan, L (1, 8) OBP: 0.455, SLG: 0.556 63 Josh Kroeger, L (7, 9) OBP: 0.229, SLG: 0.188	K		G4-3			13 SF7 3B		G4-3		3	1	1	0	0	1	0	<b>Tampa Bay Rays @ Florida Marlins</b> Roger Dean Stadium, Jupiter, FL Wed Mar 16 2011, 1:11 PM - 3:38 PM EDT Att: 5,726 - Partly Cloudy - 74 F							
13 Omar Infante, R (1, 4) OBP: 0.313, SLG: 0.414 3 Joe Thurston, L (7, 4) OBP: 0.393, SLG: 0.458	K		G5-3			SF7				2	0	0	1	0	1	0								
2 Hanley Ramirez, R (1, 6) OBP: 0.394, SLG: 0.490 56 Osvaldo Martinez, R (7, 6) OBP: 0.276, SLG: 0.345					F9	G3		F8		3	0	1	0	0	0	0								
15 Gaby Sanchez, R (1, 3) OBP: 0.531, SLG: 0.654 29 Greg Dobbs, L (8, 3) OBP: 0.429, SLG: 0.619					G6-3				F7	3	0	1	0	0	1	1								
20 Logan Morrison, L (1, 7) OBP: 0.316, SLG: 0.242 33 Scott Cousins, L (8, 7) OBP: 0.194, SLG: 0.250		F7				F9			6 2B 21 SF8	3	0	0	0	0	1	1								
14 John Buck, R (1, 2) OBP: 0.287, SLG: 0.345 6 Brad Davis, R (8, 2) OBP: 0.222, SLG: 0.188										3	1	1	1	0	0	0								
18 Wes Helms, R (1, 10) OBP: 0.235 21 John Baker, L (7, PH) OBP: 0.278, SLG: 0.294 (8, 10)		HR								1	0	1	0	0	0	0								
78 Matt Dominguez, R (1, 5) OBP: 0.324, SLG: 0.467										2	0	0	0	0	1	0								
1 Emilio Bonifacio, S (1, 9) OBP: 0.281, SLG: 0.333 (7, 8)										4	0	0	0	0	1	3								
										3	0	0	0	0	0	1								
<b>Inning Stats</b>	R: 0 E: 0 K: 3 S: 10	H: 1 LOB: 1 BB: 0 P: 10	R: 1 E: 0 K: 1 S: 6	H: 1 LOB: 0 BB: 0 P: 6	R: 0 E: 0 K: 0 S: 3	H: 0 LOB: 0 BB: 0 P: 3	R: 0 E: 0 K: 1 S: 5	H: 0 LOB: 0 BB: 0 P: 5	R: 0 E: 0 K: 0 S: 4	H: 0 LOB: 1 BB: 0 P: 4	R: 1 E: 0 K: 0 S: 5	H: 2 LOB: 1 BB: 0 P: 5	R: 0 E: 0 K: 0 S: 3	H: 1 LOB: 0 BB: 0 P: 3	R: 0 E: 0 K: 0 S: 3	H: 0 LOB: 1 BB: 1 P: 7	R: 1 E: 0 K: 1 S: 7	H: 2 LOB: 1 BB: 0 P: 7	1B: 3 2B: 2 3B: 1 HR: 1	SF: 2 SAC: 0 DP: 1 HBP: 0	WP: 0 PB: 0 SB: 0 CS: 0	PA: 35		
<b>PITCHER</b>	IP WLS BF H R ER SO BB IBB HBP BLK WP HR S P ERA WHIP																							
74 Cory Wade, R (1, 1) ERA: 3.38	2.2		10	2	1	1	4	0	0	0	0	0	0	0	10	10	0.00	0.750						
69 Rob Delaney, R (3, 1) ERA: 3.72	2.1	W	8	0	0	0	1	0	0	0	0	0	0	0	10	10	0.00	0.000						
68 R.J. Swindle, L (6, 1) ERA: 3.38	1.0	H	5	2	1	1	0	0	0	0	0	0	0	5	5	9.00	2.000							
Cesar Cabral, L (7, 1) ERA: 3.18	2.0		7	1	0	0	0	1	0	0	0	0	0	6	10	0.00	1.000							
81 Chris Andujar, R (9, 1) ERA: 0	1.0		5	2	1	1	1	0	0	0	0	0	0	7	7	9.00	2.000							



Batter	1	2	3	4	5	6	7	8	9	AB	R	H	RBI	BB	SO	LOB	TOP										
18 Ben Zobrist, S (1,4) OBP: 0.280, SLG: 0.500 5 Sam Fuld, L (6,7) OBP: 0.276, SLG: 0.231 (7,8)	G3-1		L3		K			K		3	0	0	0	0	1	1	<p><b>Tampa Bay Rays @ New York Yankees</b> George M. Steinbrenner Field, Tampa, FL Thu Mar 17 2011, 7:09 PM - 9:25 PM EDT Att: 11,229 - Clear - 79 F</p> <p>livebaseballscores.com</p>										
22 Johnny Damon, L (1,7) OBP: 0.333, SLG: 0.552 9 Elliot Johnson, S (6,4)	3 1B 24 SF9 1B		3 CS 1B			F9		79 F8 79 S BB		3	1	2	0	0	0	0											
3 Evan Longoria, R (1,5) OBP: 0.281, SLG: 0.469 79 Joe Inglett, L (6,5)	1-3 1B		K			P2		F8		3	0	1	0	0	1	1											
24 Manny Ramirez, R (1,10) OBP: 0.314, SLG: 0.516 45 Felipe Lopez, S (8,PH) OBP: 0.494, SLG: 0.462 (8,10)	SF9 3H 1B					F9		23 BB BB		2	0	0	1	0	0	0											
20 Matt Joyce, L (1,9) OBP: 0.297, SLG: 0.333 23 Casey Kotchman, L (7,3) OBP: 0.429, SLG: 0.545	G3		K							3	0	0	0	0	2	1											
2 B.J. Upton, R (1,8) OBP: 0.333, SLG: 0.657 66 Chris Carter, L (7,7) OBP: 0.391, SLG: 0.429		L8				G5-3		15 1B 2B		3	0	1	0	0	0	0											
24 Dan Johnson, L (1,3) OBP: 0.281, SLG: 0.487 11 Justin Ruggiano, R (7,9) OBP: 0.200, SLG: 0.333		P4						F7		2	0	0	0	1	0	1											
15 Reid Brignac, L (1,6) OBP: 0.375, SLG: 0.458 16 Ray Olmedo, S (7,6) OBP: 0.095, SLG: 0.100		F7						F9		3	0	1	0	0	0	1											
28 John Jaso, L (1,2) OBP: 0.250, SLG: 0.480 31 Jose Lobaton, S (8,2) OBP: 0.313, SLG: 0.267								L7		3	1	1	1	0	1	3											
								K		1	0	0	0	0	0	0											
<b>Inning Stats</b>	R: 1 E: 0 K: 0 S: 5	H: 2 LOB: 1 BB: 0 P: 5	R: 0 E: 0 K: 0 S: 3	H: 0 LOB: 0 BB: 0 P: 3	R: 1 E: 0 K: 1 S: 8	H: 2 LOB: 0 BB: 0 P: 8	R: 0 E: 0 K: 1 S: 5	H: 0 LOB: 1 BB: 1 P: 9	R: 0 E: 0 K: 0 S: 3	H: 0 LOB: 0 BB: 0 P: 3	R: 0 E: 0 K: 2 S: 9	H: 2 LOB: 2 BB: 0 P: 10	R: 0 E: 0 K: 2 S: 8	H: 0 LOB: 3 BB: 3 P: 20	R: 0 E: 0 K: 1 S: 5	H: 0 LOB: 0 BB: 0 P: 5	1B: 4 2B: 1 3B: 0 HR: 1	SF: 1 SAC: 0 DP: 0 HBP: 0	WP: 0 PB: 0 SB: 2 CS: 1	PA: 36							
<b>PITCHER</b>	IP	WLS	BF	H	R	ER	SO	BB	IBB	HBP	BLK	WP	HR	S	P	ERA	WHIP										
65 Phil Hughes, R (1,1) ERA: 4.2	6.0		22	4	2	2	3	1	0	0	0	0	1	29	33	3.00	0.833										
48 Boone Logan, L (7,1) ERA: 9.82	1.0	W	5	2	0	0	2	0	0	0	0	0	0	9	10	0.00	2.000										
Romulo Sanchez, R (8,1) ERA: 5.4	0.2	H	5	0	0	0	1	3	0	0	0	0	0	5	17	0.00	4.500										
Steve Garrison, L (8,1) ERA: 5.87	0.1	H	1	0	0	0	1	0	0	0	0	0	0	3	3	0.00	0.000										
43 Luis Ayala, R (9,1) ERA: 1.17	1.0	S	3	0	0	0	1	0	0	0	0	0	0	5	5	0.00	0.000										

Batter	1	2	3	4	5	6	7	8	9	AB	R	H	RBI	BB	SO	LOB	BOTTOM										
11 Brett Gardner, L (1,7) OBP: 0.378, SLG: 0.433 26 Eduardo Núñez, R (8,5) OBP: 0.378, SLG: 0.471	G1-3		G4-3			K		F8		3	0	0	0	0	1	1	<p><b>Tampa Bay Rays @ New York Yankees</b> George M. Steinbrenner Field, Tampa, FL Thu Mar 17 2011, 7:09 PM - 9:25 PM EDT Att: 11,229 - Clear - 79 F</p> <p>livebaseballscores.com</p>										
2 Derek Jeter, R (1,6) OBP: 0.343, SLG: 0.364 19 Ramiro Pena, S (8,4) OBP: 0.161, SLG: 0.167	G6-3					G1-3				3	0	0	0	0	0	1											
25 Mark Teixeira, S (1,3) OBP: 0.457, SLG: 0.687 94 Jorge Vazquez, R (8,3) OBP: 0.483, SLG: 0.893	F7					F9		G5-3		3	0	0	0	0	0	0											
13 Alex Rodriguez, R (1,5) OBP: 0.424, SLG: 0.906 Brandon Laird, R (8,7) OBP: 0.095, SLG: 0.105		HR				G6-3		G6-3		3	1	1	1	0	0	0											
24 Robinson Canó, L (1,4) OBP: 0.278, SLG: 0.273 Kevin Russo, R (8,9) OBP: 0.167, SLG: 0.125		G5-3				20 G6-4-3 BB		33 HR BB		1	1	0	0	2	0	0											
33 Nick Swisher, S (1,9) OBP: 0.250, SLG: 0.333 71 Doug Bernier, R (8,6)						P3		HR		3	1	1	2	0	1	1											
20 Jorge Posada, S (1,10) OBP: 0.333, SLG: 0.387		G3-1				G6-4-3		F7		3	0	0	0	0	0	1											
14 Curtis Granderson, L (1,8) OBP: 0.378, SLG: 0.765 Melky Mesa, R (7,8) OBP: 0.304, SLG: 0.300						P6		G1-3		2	0	1	0	0	0	0											
83 Jesus Montero, R (1,2) OBP: 0.219, SLG: 0.226						F8		G5-3		3	0	0	0	0	0	1											
										1	0	0	0	0	0	0											
<b>Inning Stats</b>	R: 0 E: 0 K: 0 S: 3	H: 0 LOB: 0 BB: 0 P: 3	R: 1 E: 0 K: 1 S: 6	H: 1 LOB: 0 BB: 0 P: 7	R: 0 E: 0 K: 0 S: 3	H: 0 LOB: 0 BB: 0 P: 3	R: 0 E: 0 K: 0 S: 3	H: 0 LOB: 0 BB: 0 P: 3	R: 0 E: 0 K: 1 S: 6	H: 1 LOB: 1 BB: 0 P: 6	R: 2 E: 0 K: 0 S: 4	H: 1 LOB: 0 BB: 1 P: 11	R: 0 E: 0 K: 0 S: 3	H: 0 LOB: 0 BB: 0 P: 3	1B: 0 2B: 0 3B: 1 HR: 2	SF: 0 SAC: 0 DP: 1 HBP: 0	WP: 0 PB: 0 SB: 0 CS: 0	PA: 28									
<b>PITCHER</b>	IP	WLS	BF	H	R	ER	SO	BB	IBB	HBP	BLK	WP	HR	S	P	ERA	WHIP										
78 Chris Bootcheck, R (1,1) ERA: 9.0	2.0		7	1	1	1	1	0	0	0	0	0	1	9	10	4.50	0.500										
36 Adam Russell, R (3,1) ERA: 4.7	1.0	H	3	0	0	0	0	0	0	0	0	0	0	3	3	0.00	0.000										
57 Jake McGee, L (4,1) ERA: 1.29	2.0	H	6	0	0	0	0	1	0	0	0	0	0	5	9	0.00	0.500										
27 César Ramos, L (6,1) ERA: 4.05	1.2	H	7	1	1	1	1	1	0	0	0	0	0	8	12	5.40	1.200										
54 Mike Ekstrom, R (7,1) ERA: 9.0	1.1	L	5	1	1	1	0	0	0	0	0	0	1	5	8	6.75	0.750										





Batter	1	2	3	4	5	6	7	8	9	AB	R	H	RBI	BB	SO	LOB	TOP				
2 Jacoby Ellsbury, L OBP: 0.474, SLG: 0.686 97 Alex Hassan, R OBP: 0.667, SLG: 1.000	G1-3		1B		1B		F7		K	4	1	2	0	0	0	0	<b>Boston Red Sox @ Tampa Bay Rays</b> Charlotte Sports Park, Port Charlotte, FL Fri Mar 18 2011, 7:08 PM - 10:00 PM EDT Att. 7,740 - Clear - 83 F				
13 Carl Crawford, L OBP: 0.270, SLG: 0.235 98 Chih-Hsien Chiang, L	F9		BB		BB		G3-1			2	0	0	1	2	0	0					
7 J.D. Drew, L OBP: 0.334, SLG: 0.310 95 Jeremy Hazelbaker, L			G6-3		BB		G3-1			2	0	1	1	1	0	2					
12 Jed Lowrie, S OBP: 0.263, SLG: 0.286 94 Ryan Dent, R	K				K				K	4	0	0	0	0	4	3					
60 Daniel Nava, S OBP: 0.293, SLG: 0.229		BB			K				K	3	0	0	0	1	3	2					
Yamaico Navarro, R OBP: 0.289, SLG: 0.333		BB			F7		G6-3			3	0	0	0	1	0	0					
80 Nate Spears, L OBP: 0.356, SLG: 0.325		BB			G6-3		F7			3	0	0	0	1	1	2					
70 Drew Sutton, S OBP: 0.386, SLG: 0.538		BB			G4-6-3				L4	4	1	2	0	0	0	3					
81 Mark Wagner, R OBP: 0.211, SLG: 0.556			G6-3						K	3	1	0	0	0	2	2					
<b>Inning Stats</b>	R: 0 E: 0 K: 1 S: 6	H: 1 LOB: 1 BB: 0 P: 6	R: 0 E: 0 K: 1 S: 4	H: 0 LOB: 1 BB: 2 P: 12	R: 0 E: 0 K: 0 S: 3	H: 1 LOB: 1 BB: 1 P: 7	R: 0 E: 0 K: 2 S: 7	H: 0 LOB: 0 BB: 0 P: 7	R: 3 E: 0 K: 2 S: 9	H: 2 LOB: 2 BB: 2 P: 18	R: 0 E: 0 K: 1 S: 6	H: 1 LOB: 1 BB: 0 P: 6	R: 0 E: 0 K: 0 S: 3	H: 0 LOB: 0 BB: 3 P: 3	R: 0 E: 0 K: 2 S: 7	H: 0 LOB: 1 BB: 1 P: 11		1B: 5 2B: 0 3B: 0 HR: 0	SF: 0 SAC: 0 DP: 2 HBP: 1	WP: 1 PB: 0 SB: 0 CS: 0	PA: 37
<b>PITCHER</b>	IP	WLS	BF	H	R	ER	SO	BB	IBB	HBP	BLK	WP	HR	S	P	ERA	WHIP				
21 Andy Sonnanstine, R ERA: 8.16	4.1	W	20	4	3	3	4	4	0	1	0	0	0	23	40	6.23	1.846				
43 Kyle Farnsworth, R ERA: 4.05	1.2	H	7	1	0	0	3	1	0	0	0	1	0	12	16	0.00	1.200				
62 Joel Peralta, R ERA:	2.0	H	6	0	0	0	2	0	0	0	0	0	0	10	10	0.00	0.000				
37 Juan Cruz, R ERA:	1.0		4	0	0	0	2	1	0	0	0	0	0	7	11	0.00	1.000				

Batter	1	2	3	4	5	6	7	8	9	AB	R	H	RBI	BB	SO	LOB	BOTTOM				
18 Ben Zobrist, S OBP: 0.321, SLG: 0.667 5 Sam Fuld, L OBP: 0.290, SLG: 0.222	2B	HR		K		G4-3				3	1	2	2	0	1	1	<b>Boston Red Sox @ Tampa Bay Rays</b> Charlotte Sports Park, Port Charlotte, FL Fri Mar 18 2011, 7:08 PM - 10:00 PM EDT Att. 7,740 - Clear - 83 F				
22 Johnny Damon, L OBP: 0.333, SLG: 0.516 31 Jose Lobaton, S OBP: 0.333, SLG: 0.294	P2	G4-3				F7				2	0	0	0	1	0	1					
3 Evan Longoria, R OBP: 0.469, SLG: 0.543 24 Dan Johnson, L OBP: 0.286, SLG: 0.484	K		HR		F8					3	1	1	1	0	1	3					
24 Manny Ramirez, R OBP: 0.316, SLG: 0.588 45 Felipe Lopez, S OBP: 0.495, SLG: 0.464	F8		HR							1	0	1	0	1	0	0					
20 Matt Joyce, L OBP: 0.325, SLG: 0.371 23 Casey Kotchman, L OBP: 0.432, SLG: 0.543					G1-3					2	1	1	0	1	0	0					
2 B.J. Upton, R OBP: 0.333, SLG: 0.632 11 Justin Ruggiano, R OBP: 0.192, SLG: 0.320		P6								3	0	1	0	0	0	2					
1 Sean Rodriguez, R OBP: 0.469, SLG: 0.593 66 Chris Carter, L OBP: 0.417, SLG: 0.429										2	0	1	0	0	0	2					
10 Kelly Shoppach, R OBP: 0.423, SLG: 0.571 16 Ray Olmedo, S OBP: 0.091, SLG: 0.095										3	0	0	0	0	1	3					
9 Elliot Johnson, S OBP: 0.400, SLG: 0.300 65 Craig Albarnaz, R										2	1	0	0	1	1	2					
<b>Inning Stats</b>	R: 0 E: 0 K: 1 S: 6	H: 3 LOB: 0 BB: 1 P: 13	R: 4 E: 0 K: 0 S: 6	H: 3 LOB: 1 BB: 1 P: 13	R: 2 E: 0 K: 1 S: 9	H: 3 LOB: 1 BB: 0 P: 12	R: 0 E: 0 K: 2 S: 7	H: 0 LOB: 2 BB: 2 P: 15	R: 0 E: 0 K: 0 S: 3	H: 0 LOB: 2 BB: 1 P: 7	R: 0 E: 0 K: 0 S: 4	H: 1 LOB: 1 BB: 0 P: 4	R: 0 E: 0 K: 1 S: 7	H: 3 LOB: 3 BB: 1 P: 11	R: 1 E: 0 K: 0 S: 5	H: 1 LOB: 2 BB: 2 P: 14		1B: 6 2B: 2 3B: 0 HR: 4	SF: 0 SAC: 0 DP: 0 HBP: 0	WP: 1 PB: 0 SB: 4 CS: 0	PA: 41
<b>PITCHER</b>	IP	WLS	BF	H	R	ER	SO	BB	IBB	HBP	BLK	WP	HR	S	P	ERA	WHIP				
49 Tim Wakefield, R ERA: 7.45	3.0	L	16	7	6	6	2	1	0	0	0	0	4	21	31	18.00	2.667				
43 Randy Williams, L ERA: 2.09	2.0		9	0	0	0	2	3	0	0	0	0	0	10	22	0.00	1.500				
32 Matt Albers, R ERA: 2.16	1.0		4	1	0	0	0	0	0	0	0	0	0	4	4	0.00	1.000				
73 Matt Fox, R ERA: 2.57	2.0		12	4	1	1	1	3	0	0	0	1	0	12	25	4.50	3.500				



Batter	1	2	3	4	5	6	7	8	9	AB	R	H	RBI	BB	SO	LOB	TOP			
5 Sam Fuld, L (1,8) OBP: 0.294, SLG: 0.233 84 Omar Luna, R (6,5) OBP: 0.667, SLG: 0.667										3	0	1	0	0	0	1				
15 Reid Brignac, L (1,6) OBP: 0.407, SLG: 0.481 16 Ray Olmedo, S (6,6) OBP: 0.087, SLG: 0.091										3	0	2	0	0	1	0				
28 John Jaso, L (1,2) OBP: 0.233, SLG: 0.444 31 Jose Lobaton, S (4,2) OBP: 0.300, SLG: 0.263										2	0	0	0	0	0	3				
24 Dan Johnson, L (1,10) OBP: 0.289, SLG: 0.471 89 Greg Sexton, R (9,PH)										3	1	1	0	0	0	1				
1 Sean Rodriguez, R (1,5) OBP: 0.457, SLG: 0.567 96 Christopher Murrill, L (6,8) OBP: 1.000, SLG: 1.000										3	0	1	0	0	0	1				
45 Felipe Lopez, S (1,4) OBP: 0.444, SLG: 0.419 79 Joe Inglett, L (7,4) OBP: 0.308, SLG: 0.182										3	0	0	0	0	1	2				
23 Casey Kotchman, L (1,3) OBP: 0.225, SLG: 0.695 94 Henry Wrigley, R (7,3)										3	1	1	2	0	0	1				
66 Chris Carter, L (1,7) OBP: 0.370, SLG: 0.375 86 KD Kang, L (7,7)										3	0	0	0	0	0	1				
11 Justin Ruggiano, R (1,9) OBP: 0.207, SLG: 0.321 87 Reid Fronk, L (8,9)										3	0	1	0	0	1	0				
<b>Inning Stats</b>	R: 0 E: 0 K: 0 S: 4	H: 2 LOB: 1 BB: 0 P: 4	R: 0 E: 0 K: 1 S: 6	H: 1 LOB: 1 BB: 0 P: 6	R: 0 E: 0 K: 0 S: 4	H: 1 LOB: 1 BB: 0 P: 4	R: 2 E: 0 K: 0 S: 5	H: 2 LOB: 0 BB: 0 P: 5	R: 0 E: 0 K: 1 S: 3	H: 0 LOB: 0 BB: 0 P: 3	R: 0 E: 0 K: 0 S: 3	H: 0 LOB: 0 BB: 0 P: 3	R: 0 E: 0 K: 1 S: 5	H: 0 LOB: 2 BB: 1 P: 12	R: 0 E: 0 K: 2 S: 8	H: 1 LOB: 2 BB: 1 P: 12	1B: 7 2B: 0 3B: 0 HR: 1	SF: 0 SAC: 0 DP: 2 HBP: 0	WP: 0 PB: 0 SB: 0 CS: 0	PA: 34
<b>PITCHER</b>	IP WLS BF H R ER SO BB IBB HBP BLK WP HR S P ERA WHIP																			
53 Nick Blackburn, R (1,1) ERA: 2.81 37 Jim Hoey, R (6,1) ERA: 5.87 59 Kevin Slowey, R (7,1) ERA: 2.25	5.0 W 20 7 2 2 2 0 0 0 0 0 0 1 24 24 3.60 1.400																			

Tampa Bay Rays @ Minnesota Twins  
Hammond Stadium, Fort Myers, FL  
Sat Mar 19 2011, 1:11 PM - 4:46 PM EDT  
Att: 8,172 - Sunny - 81 F

AB 33  
R 2  
H 8  
RBI 2  
BB 1  
SO 5  
LOB 12



Batter	1	2	3	4	5	6	7	8	9	AB	R	H	RBI	BB	SO	LOB	BOTTOM			
2 Denard Span, L (1,8) OBP: 0.357, SLG: 0.500										5	2	1	0	0	0	4				
1 Tsuyoshi Nishitaka, S (1,4) OBP: 0.354, SLG: 0.452 38 Luke Hughes, R (7,4) OBP: 0.354, SLG: 0.733										3	2	1	1	1	0	2				
7 Joe Mauer, L (1,2) OBP: 0.550, SLG: 0.490 32 René Rivera, R (6,2) OBP: 0.350, SLG: 0.389										2	2	1	1	1	0	0				
25 Jim Thome, L (1,10) OBP: 0.217, SLG: 0.100 81 Danny Lehmann, R (8,PH) OBP: 0.296, SLG: 0.395										4	0	1	1	0	2	2				
21 Delmon Young, R (1,7) OBP: 0.400, SLG: 0.526 85 Brian Dinkelman, L (6,PR) OBP: 0.150, SLG: 0.189										4	3	3	4	0	0	1				
22 Danny Valencia, R (1,5) OBP: 0.395, SLG: 0.543 73 Chase Lambin, S (7,5) OBP: 0.429, SLG: 0.375										4	0	1	0	0	0	2				
16 Jason Kubel, L (1,9) OBP: 0.525, SLG: 0.722 18 Jason Repko, R (7,9) OBP: 0.327, SLG: 0.325										2	0	2	2	1	0	0				
84 Jeff Bailey, R (1,3) OBP: 0.350, SLG: 0.323										4	0	0	0	0	0	4				
12 Alexi Casilla, S (1,6) OBP: 0.353, SLG: 0.286 20 Matt Tolbert, S (8,6) OBP: 0.314, SLG: 0.375										4	0	2	0	0	0	0				
<b>Inning Stats</b>	R: 0 E: 0 K: 0 S: 3	H: 0 LOB: 0 BB: 0 P: 3	R: 1 E: 0 K: 0 S: 5	H: 2 LOB: 1 BB: 0 P: 6	R: 4 E: 0 K: 1 S: 8	H: 5 LOB: 2 BB: 1 P: 12	R: 4 E: 0 K: 1 S: 8	H: 3 LOB: 0 BB: 1 P: 15	R: 0 E: 0 K: 1 S: 6	H: 1 LOB: 1 BB: 0 P: 6	R: 0 E: 0 K: 1 S: 6	H: 0 LOB: 1 BB: 0 P: 7	R: 0 E: 0 K: 1 S: 6	H: 1 LOB: 1 BB: 0 P: 6	R: 0 E: 0 K: 1 S: 6	H: 1 LOB: 1 BB: 0 P: 6	1B: 9 2B: 3 3B: 0 HR: 1	SF: 0 SAC: 0 DP: 0 HBP: 0	WP: 1 PB: 0 SB: 3 CS: 0	PA: 41
<b>PITCHER</b>	IP WLS BF H R ER SO BB IBB HBP BLK WP HR S P ERA WHIP																			
40 Wade Davis, R (1,1) ERA: 12.54 74 Cory Wade, R (4,1) ERA: 3.72 Cesar Cabral, L (6,1) ERA: 2.7 69 Rob Delaney, R (7,1) ERA: 3.38 68 R.J. Swindle, L (8,1) ERA: 3.0	3.1 L 21 9 8 8 0 2 0 0 0 0 0 1 9 15 5.40 1.800																			

Tampa Bay Rays @ Minnesota Twins  
Hammond Stadium, Fort Myers, FL  
Sat Mar 19 2011, 1:11 PM - 4:46 PM EDT  
Att: 8,172 - Sunny - 81 F

AB 38  
R 9  
H 13  
RBI 9  
BB 3  
SO 4  
LOB 17









Batter	1	2	3	4	5	6	7	8	9	AB	R	H	RBI	BB	SO	LOB	TOP										
11 Brett Gardner, L (1, 8) OBP: 0.413, SLG: 0.459 94 Jorge Vazquez, R (6, 3) OBP: 0.471, SLG: 0.813	F8		F8			G5-3 BB		K		2	1	0	0	1	0	1	<b>New York Yankees @ Tampa Bay Rays</b> Charlotte Sports Park, Port Charlotte, FL Mon Mar 21 2011, 7:09 PM - 9:30 PM EDT Att: 7,786 - Clear - 83 F <a href="http://livebaseballscorecards.com">livebaseballscorecards.com</a>										
2 Derek Jeter, R (1, 10) OBP: 0.370, SLG: 0.409 83 Jesus Montero, R (8, PH) OBP: 0.229, SLG: 0.265	1B		F8			G5-3		G3-1		3	0	1	0	0	0	2											
20 Jorge Posada, S (1, 3) OBP: 0.348, SLG: 0.359 Melky Mesa, R (6, PR) OBP: 0.296, SLG: 0.261	K					BB		K		2	0	0	0	1	2	1											
13 Alex Rodriguez, R (1, 5) OBP: 0.465, SLG: 0.949 Brandon Laird, R (6, PR) OBP: 0.125, SLG: 0.136	P6					BB		K1-3		2	0	0	1	1	0	2											
24 Robinson Canó, L (1, 4) OBP: 0.283, SLG: 0.349 Kevin Russo, R (6, 4) OBP: 0.174, SLG: 0.100	1B					BB		F9		3	0	1	0	0	0	2											
55 Russell Martin, R (1, 2) OBP: 0.348, SLG: 0.306 84 Austin Romine, R (7, 2) OBP: 0.250, SLG: 0.222	G5-4-3					BB		K		2	0	0	0	1	1	1											
19 Ramiro Pena, S (1, 6) 71 Doug Bernier, R (8, 6)	F8					BB		SH1-3		2	0	1	0	0	0	0											
26 Eduardo Núñez, R (1, 7) 78 Jordan Peralta, R (8, 7) OBP: 0.250, SLG: 0.211	F8		F8			F8		F9		3	0	0	0	0	0	2											
63 Justin Maxwell, R (1, 9) OBP: 0.351, SLG: 0.258	1B					K		F9		3	0	1	0	0	1	1											
<b>Inning Stats</b>	R: 0 E: 0 K: 1 S: 6	H: 1 LOB: 1 BB: 0 P: 6	R: 0 E: 0 K: 0 S: 3	H: 1 LOB: 0 BB: 0 P: 3	R: 0 E: 0 K: 0 S: 4	H: 1 LOB: 1 BB: 0 P: 5	R: 0 E: 0 K: 1 S: 4	H: 0 LOB: 0 BB: 1 P: 8	R: 0 E: 0 K: 1 S: 5	H: 0 LOB: 1 BB: 1 P: 9	R: 1 E: 0 K: 0 S: 3	H: 0 LOB: 1 BB: 2 P: 12	R: 0 E: 0 K: 1 S: 5	H: 1 LOB: 0 BB: 0 P: 6	R: 0 E: 0 K: 2 S: 7	H: 0 LOB: 0 BB: 0 P: 7		1B: 4 2B: 0 3B: 0 HR: 0	SF: 0 SAC: 1 DP: 2 HBP: 0	WP: 0 PB: 0 CS: 2	PA: 32						
<b>PITCHER</b>	IP	WLS	BF	H	R	ER	SO	BB	IBB	HBP	BLK	WP	HR	S	P	ERA	WHIP										
58 Jeremy Hellickson, R (1, 1) ERA: 1.36	4.0		14	3	0	0	2	1	0	0	0	0	0	17	22	0.00	1.000										
43 Kyle Farnsworth, R (5, 1) ERA: 3.52	1.0	W	4	0	0	0	1	1	0	0	0	0	0	5	9	0.00	1.000										
37 Juan Cruz, R (6, 1) ERA: 1.13	2.0		8	1	1	1	1	2	0	0	0	0	0	8	18	4.50	1.500										
62 Joel Peralta, R (8, 1) ERA:	1.0	H	3	0	0	0	1	0	0	0	0	0	0	5	5	0.00	0.000										
78 Chris Bootcheck, R (9, 1) ERA: 7.88	1.0	S	3	0	0	0	2	0	0	0	0	0	0	7	7	0.00	0.000										

Batter	1	2	3	4	5	6	7	8	9	AB	R	H	RBI	BB	SO	LOB	BOTTOM										
18 Ben Zobrist, S (1, 9) OBP: 0.324, SLG: 0.667 9 Elliot Johnson, S (7, 9) OBP: 0.429, SLG: 0.286	G3-1		G5-3			K		BB		3	0	0	0	0	1	0	<b>New York Yankees @ Tampa Bay Rays</b> Charlotte Sports Park, Port Charlotte, FL Mon Mar 21 2011, 7:09 PM - 9:30 PM EDT Att: 7,786 - Clear - 83 F <a href="http://livebaseballscorecards.com">livebaseballscorecards.com</a>										
22 Johnny Damon, L (1, 7) OBP: 0.333, SLG: 0.486 5 Sam Fuld, L (7, 7) OBP: 0.297, SLG: 0.242	1B					G4-3		F8		3	0	1	0	0	0	0											
3 Evan Longoria, R (1, 5) OBP: 0.447, SLG: 0.525 45 Felipe Lopez, S (8, 5) OBP: 0.410, SLG: 0.382	K					G3		F7		3	0	0	0	0	1	1											
24 Dan Johnson, L (1, 3) OBP: 0.295, SLG: 0.525 62 Joel Peralta, R (8, 1) 78 Chris Bootcheck, R (9, 1)	F7					K		FC5-4		3	0	0	0	0	2	2											
2 B.J. Upton, R (1, 8) OBP: 0.311, SLG: 0.568 11 Justin Ruggiano, R (8, 9) OBP: 0.226, SLG: 0.433	G1-3					HR		K		3	1	1	1	0	1	1											
23 Casey Kotchman, L (1, 10) OBP: 0.422, SLG: 0.571	G4-1					K		F7		0	0	0	0	0	0	0											
1 Sean Rodriguez, R (1, 4) OBP: 0.447, SLG: 0.545 79 Joe Inglett, L (9, 4) OBP: 0.333, SLG: 0.261	G6-3					G5-3		1B		3	1	1	0	0	0	0											
15 Reid Brignac, L (1, 6) OBP: 0.406, SLG: 0.469 16 Ray Olmedo, S (9, 6) OBP: 0.087, SLG: 0.091	K					P5		SH1-4		2	0	0	0	0	1	0											
10 Kelly Shoppach, R (1, 2) OBP: 0.387, SLG: 0.615 31 Jose Lobaton, S (8, 2) OBP: 0.348, SLG: 0.318	K					HR		1B		2	1	1	1	0	1	0											
<b>Inning Stats</b>	R: 0 E: 1 K: 1 S: 6	H: 1 LOB: 1 BB: 0 P: 6	R: 0 E: 0 K: 0 S: 3	H: 0 LOB: 0 BB: 0 P: 3	R: 0 E: 0 K: 2 S: 7	H: 0 LOB: 0 BB: 0 P: 7	R: 0 E: 0 K: 1 S: 5	H: 0 LOB: 0 BB: 0 P: 5	R: 0 E: 0 K: 1 S: 5	H: 0 LOB: 0 BB: 1 P: 3	R: 1 E: 0 K: 0 S: 8	H: 1 LOB: 0 BB: 0 P: 8	R: 1 E: 0 K: 1 S: 6	H: 1 LOB: 0 BB: 0 P: 8	R: 1 E: 0 K: 0 S: 5	H: 2 LOB: 2 BB: 1 P: 9		1B: 3 2B: 0 3B: 0 HR: 2	SF: 0 SAC: 1 DP: 0 HBP: 0	WP: 0 PB: 0 CS: 0	PA: 30						
<b>PITCHER</b>	IP	WLS	BF	H	R	ER	SO	BB	IBB	HBP	BLK	WP	HR	S	P	ERA	WHIP										
40 Bartolo Colon, R (1, 1) ERA: 2.4	6.0		20	3	2	2	1	0	0	0	0	0	1	11	17	9.00	2.000										
92 Manny Bañuelos, L (7, 1) ERA: 1.66	2.0	L	10	3	2	2	1	1	0	0	0	0	0	11	17	9.00	2.000										



Batter	1	2	3	4	5	6	7	8	9	AB	R	H	RBI	BB	SO	LOB	TOP										
18 Ben Zobrist, S (1, 3) OBP: 0.324, SLG: 0.667	G4-3		G4-3					F7		3	0	1	1	0	0	0	<p>Tampa Bay Rays @ Boston Red Sox</p> <p>City of Palms Park, Ft. Myers, FL</p> <p>Tue Mar 22 2011, 7:06 PM - 10:15 PM EDT</p> <p>Att: 7,954 - Clear - 75 F</p>										
9 Elliot Johnson, S (6, 8) OBP: 0.433, SLG: 0.273					FC4-2					1	0	0	0	0	0	2											
20 Matt Joyce, L (1, 9) OBP: 0.313, SLG: 0.349	K				FC4-2					5	1	2	0	0	1	3											
3 Evan Longoria, R (1, 5) OBP: 0.295, SLG: 0.488										3	0	0	0	0	2	3											
45 Felipe Lopez, S (6, 5) OBP: 0.439, SLG: 0.400	P2									1	0	1	0	1	0	0											
24 Manny Ramirez, R (1, 7) OBP: 0.364, SLG: 0.579										1	1	1	0	2	0	0											
5 Sam Fuld, L (6, PR) OBP: 0.306, SLG: 0.257										2	1	1	1	0	0	3											
24 Dan Johnson, L (1, 10) OBP: 0.298, SLG: 0.581										3	1	1	2	0	0	2											
11 Justin Ruggiano, R (7, PH) OBP: 0.212, SLG: 0.406										2	0	0	0	0	1	4											
2 B.J. Upton, R (1, 8) OBP: 0.292, SLG: 0.532										3	0	0	0	0	0	2											
23 Casey Kotchman, L (6, 3) OBP: 0.426, SLG: 0.558										1	0	0	0	1	1	1											
15 Reid Brignac, L (1, 6) OBP: 0.417, SLG: 0.472										4	1	2	1	0	0	1											
1 Sean Rodriguez, R (1, 4) OBP: 0.415, SLG: 0.500										3	0	0	0	0	1	2											
31 Jose Lobaton, S (1, 2) OBP: 0.423, SLG: 0.500										2	2	2	1	0	0	0											
60 Stephen Vogt, L (8, PH) OBP: 0.444, SLG: 0.286										1	0	1	0	0	0	0											
<b>Inning Stats</b>	R: 0 E: 0 K: 1 S: 5	H: 0 LOB: 0 BB: 0 P: 5	R: 2 E: 0 K: 1 S: 7	H: 1 LOB: 0 BB: 1 P: 11	R: 1 E: 0 K: 1 S: 9	H: 2 LOB: 0 BB: 0 P: 10	R: 0 E: 0 K: 0 S: 2	H: 0 LOB: 0 BB: 1 P: 6	R: 1 E: 0 K: 1 S: 7	H: 2 LOB: 2 BB: 0 P: 8	R: 1 E: 0 K: 0 S: 5	H: 1 LOB: 1 BB: 0 P: 11	R: 0 E: 0 K: 0 S: 4	H: 1 LOB: 2 BB: 1 P: 8	R: 1 E: 1 K: 1 S: 7	H: 3 LOB: 1 BB: 0 P: 7	1B: 9 2B: 1 3B: 0 HR: 2	SF: 0 SAC: 1 DP: 3 HBP: 2	WP: 0 PB: 0 SB: 1 CS: 1	PA: 43							
<b>PITCHER</b>	IP	WLS	BF	H	R	ER	SO	BB	IBB	HBP	BLK	WP	HR	S	P	ERA	WHIP										
41 John Lackey, R (1, 1) ERA: 3.43	5.1	L	23	6	5	5	4	2	0	1	0	0	2	32	42	8.44	1.500										
64 Michael Bowden, R (6, 1) ERA: 1.95	0.2		3	1	0	0	0	0	0	0	0	0	0	3	3	0.00	1.500										
44 Dennys Reyes, L (7, 1) ERA: 1.13	1.0		6	1	1	0	1	1	0	1	0	0	0	6	11	0.00	2.000										
52 Bobby Jenks, R (8, 1) ERA	1.0		5	1	0	0	0	1	0	0	0	0	0	4	8	0.00	2.000										
43 Randy Williams, L (9, 1) ERA: 2.79	1.0		5	3	1	1	1	0	0	0	0	0	0	7	7	9.00	3.000										

Batter	1	2	3	4	5	6	7	8	9	AB	R	H	RBI	BB	SO	LOB	BOTTOM										
2 Jacoby Ellsbury, L (1, 8) OBP: 0.404, SLG: 0.568	G6-3									3	0	0	0	0	1	0	<p>Tampa Bay Rays @ Boston Red Sox</p> <p>City of Palms Park, Ft. Myers, FL</p> <p>Tue Mar 22 2011, 7:06 PM - 10:15 PM EDT</p> <p>Att: 7,954 - Clear - 75 F</p>										
95 Jeremy Hazelbaker, L (6, 9) OBP: 0.357, SLG: 0.380										0	1	0	0	2	0	0											
15 Dustin Pedroia, R (1, 4) OBP: 0.367, SLG: 0.511										3	0	2	0	0	1	0											
80 Nate Spears, L (6, PR) OBP: 0.357, SLG: 0.380										2	0	0	0	0	0	3											
13 Carl Crawford, L (1, 7) OBP: 0.279, SLG: 0.231										2	0	0	0	1	1	1											
97 Alex Hassan, R (7, 7) OBP: 0.333, SLG: 0.500										2	0	0	0	0	1	3											
20 Kevin Youkilis, R (1, 5) OBP: 0.273, SLG: 0.225										2	0	0	0	0	2	2											
70 Drew Sutton, S (6, PR) OBP: 0.404, SLG: 0.578										1	1	1	0	0	0	0											
28 Adrián González, L (1, 3) OBP: 0.235, SLG: 0.143										2	0	0	0	1	1	2											
77 Aaron Bates, R (7, 3) OBP: 0.286, SLG: 1.000										1	1	1	3	0	0	0											
34 David Ortiz, L (1, 10) OBP: 0.313, SLG: 0.364										3	0	0	0	0	1	5											
12 Jed Lowrie, S (8, PH) OBP: 0.310, SLG: 0.342										1	0	1	0	0	0	0											
7 J.D. Drew, L (1, 9) OBP: 0.324, SLG: 0.324										2	1	1	0	0	0	3											
55 Ryan Kalish, L (5, 9) OBP: 0.340, SLG: 0.298										2	0	0	0	0	1	1											
33 Jason Varitek, S (1, 2) OBP: 0.259, SLG: 0.269										3	0	2	0	0	1	0											
62 Paul Hoover, R (8, 2) OBP: 0.198, SLG: 0.214										1	0	0	0	0	0	0											
10 Marco Scutaro, R (1, 6) OBP: 0.381, SLG: 0.417										3	0	0	0	0	0	2											
94 Ryan Dent, R (8, 6) OBP: 0.200, SLG: 0.200										1	0	1	0	0	0	0											
<b>Inning Stats</b>	R: 0 E: 0 K: 1 S: 5	H: 0 LOB: 0 BB: 0 P: 5	R: 0 E: 0 K: 1 S: 5	H: 0 LOB: 0 BB: 0 P: 5	R: 1 E: 0 K: 0 S: 4	H: 2 LOB: 0 BB: 0 P: 4	R: 0 E: 0 K: 2 S: 8	H: 1 LOB: 2 BB: 2 P: 16	R: 0 E: 0 K: 1 S: 5	H: 1 LOB: 0 BB: 0 P: 5	R: 0 E: 0 K: 2 S: 8	H: 1 LOB: 2 BB: 0 P: 9	R: 0 E: 0 K: 1 S: 5	H: 0 LOB: 0 BB: 0 P: 5	R: 3 E: 0 K: 2 S: 11	H: 3 LOB: 1 BB: 1 P: 15	R: 0 E: 0 K: 0 S: 4	H: 1 LOB: 2 BB: 1 P: 9	1B: 6 2B: 2 3B: 0 HR: 1	SF: 0 SAC: 0 DP: 2 HBP: 1	WP: 0 PB: 0 SB: 0 CS: 0	PA: 39					
<b>PITCHER</b>	IP	WLS	BF	H	R	ER	SO	BB	IBB	HBP	BLK	WP	HR	S	P	ERA	WHIP										
14 David Price, L (1, 1) ERA: 3.44	6.1	W	25	5	1	1	7	2	0	1	0	0	0	15	19	16.20	2.400										
74 Cory Wade, R (7, 1) ERA: 5.93	1.2		9	3	3	3	3	1	0	0	0	0	1	15	19	16.20	2.400										
27 Cesar Ramos, L (9, 1) ERA: 3.24	1.0	S	5	1	0	0	0	1	0	0	0	0	0	4	9	0.00	2.000										

AB	35
R	7
H	12
RBI	6
BB	4
SO	6
LOB	23

AB	34
R	4
H	9
RBI	3
BB	4
SO	10
LOB	22





Batter	1	2	3	4	5	6	7	8	9	AB	R	H	RBI	BB	SO	LOB	TOP									
11 Jimmy Rollins, S OBP: 0.299, SLG: 0.339 21 Wilson Valdez, R OBP: 0.442, SLG: 0.521	G6-3		L8			L8		F9		3	0	1	0	0	0	1	Philadelphia Phillies @ Tampa Bay Rays Charlotte Sports Park, Port Charlotte, FL Wed Mar 23 2011, 1:08 PM - 3:41 PM EDT Att: 6,613 - Sunny - 77 F									
3 Luis Castillo, S OBP: 0.314, SLG: 0.250 91 Fidel Hernandez, R (8, 4)	G3		L4			G4-3		P6		4	0	0	0	0	0	4										
29 Raul Ibanez, L OBP: 0.304, SLG: 0.481 24 Delwyn Young, S OBP: 0.333, SLG: 0.392	K				G4-3			G3		3	0	0	0	0	1	1										
6 Ryan Howard, L OBP: 0.322, SLG: 0.593 15 John Mayberry Jr., R OBP: 0.344, SLG: 0.618		G1			K			K		3	0	0	0	0	2	0										
7 Ross Gload, L OBP: 0.347, SLG: 0.500 10 Ben Francisco, R OBP: 0.459, SLG: 0.635		G6-3			F8			F7		3	0	0	0	0	0	0										
60 Pete Orr, L OBP: 0.317, SLG: 0.585 86 Tagg Bozied, R (9, PH)		K				G3-1				3	0	1	0	0	1	0										
23 Brian Schneider, L OBP: 0.419, SLG: 0.560 85 Erik Kratz, R OBP: 0.263, SLG: 0.556						G3-1		G6-3		2	0	0	0	1	0	1										
61 Josh Barfield, R OBP: 0.333, SLG: 0.419 Cory Sullivan, L OBP: 0.455, SLG: 0.818						F7		E4		3	0	0	0	0	0	1										
7 Michael Martinez, S OBP: 0.311, SLG: 0.448								K		4	0	2	0	0	1	4										
<b>Inning Stats</b>	R: 0 E: 0 K: 1 S: 5	H: 0 LOB: 0 BB: 0 P: 5	R: 0 E: 0 K: 1 S: 5	H: 0 LOB: 0 BB: 0 P: 5	R: 0 E: 0 K: 0 S: 4	H: 2 LOB: 2 BB: 1 P: 8	R: 0 E: 0 K: 1 S: 5	H: 0 LOB: 0 BB: 0 P: 5	R: 0 E: 0 K: 0 S: 3	H: 0 LOB: 0 BB: 0 P: 3	R: 0 E: 0 K: 0 S: 4	H: 1 LOB: 1 BB: 0 P: 5	R: 0 E: 0 K: 1 S: 6	H: 1 LOB: 1 BB: 0 P: 6	R: 0 E: 1 K: 1 S: 6	H: 0 LOB: 1 BB: 0 P: 6		R: 1 E: 0 K: 1 S: 7	H: 2 LOB: 3 BB: 2 P: 15	1B: 4 2B: 1 3B: 1 HR: 0	SF: 0 SAC: 0 DP: 1 HBP: 0	WP: 0 PB: 1 SB: 1 CS: 0	PA: 36			
<b>PITCHER</b>	IP	WLS	BF	H	R	ER	SO	BB	IBB	HBP	BLK	WP	HR	S	P	ERA		WHIP								
33 James Shields, R ERA: 1.88	7.0	W	25	4	0	0	4	1	0	0	0	0	0	32	37	0.00		0.714								
21 Andy Sonnanstine, R ERA: 7.63	1.0	H	4	0	0	0	1	0	0	0	0	0	0	6	6	0.00		0.000								
Cesar Cabral, L ERA: 9.52	1.0		7	2	1	1	1	2	0	0	0	0	0	7	15	9.00		4.000								

Batter	1	2	3	4	5	6	7	8	9	AB	R	H	RBI	BB	SO	LOB	BOTTOM									
18 Ben Zobrist, S OBP: 0.325, SLG: 0.632 66 Chris Carter, L OBP: 0.333, SLG: 0.333	G4-3		G1-3					P5		2	0	0	0	1	0	0	Philadelphia Phillies @ Tampa Bay Rays Charlotte Sports Park, Port Charlotte, FL Wed Mar 23 2011, 1:08 PM - 3:41 PM EDT Att: 6,613 - Sunny - 77 F									
22 Johnny Damon, L OBP: 0.341, SLG: 0.513 5 Sam Fuld, L OBP: 0.317, SLG: 0.324			K				F8			2	1	1	0	0	1	0										
3 Evan Longoria, R OBP: 0.319, SLG: 0.556 67 Daniel Mayora, R OBP: 0.300, SLG: 0.300								F8		2	1	1	1	1	0	1										
24 Manny Ramirez, R OBP: 0.404, SLG: 0.625 31 Jose Lobaton, S OBP: 0.407, SLG: 0.480								G4-3		2	1	2	1	1	0	0										
24 Dan Johnson, L OBP: 0.280, SLG: 0.543 23 Casey Kotchman, L OBP: 0.438, SLG: 0.568								F8		3	0	0	0	0	0	4										
2 B.J. Upton, R OBP: 0.294, SLG: 0.520 11 Justin Ruggiano, R OBP: 0.235, SLG: 0.424								K		3	0	1	1	0	1	2										
45 Felipe Lopez, S OBP: 0.432, SLG: 0.378 91 Anthony Scelfo, L OBP: 1.000, SLG: 2.000								K		2	0	0	0	1	2	0										
10 Kelly Shoppach, R OBP: 0.343, SLG: 0.533								K		1	0	1	1	0	0	0										
9 Elliot Johnson, S OBP: 0.406, SLG: 0.250 16 Ray Olmedo, S OBP: 0.083, SLG: 0.087								K		2	0	0	0	0	1	0										
<b>Inning Stats</b>	R: 1 E: 0 K: 0 S: 5	H: 2 LOB: 1 BB: 0 P: 5	R: 0 E: 0 K: 3 S: 9	H: 0 LOB: 0 BB: 0 P: 9	R: 0 E: 0 K: 1 S: 5	H: 0 LOB: 0 BB: 0 P: 5	R: 2 E: 0 K: 1 S: 9	H: 3 LOB: 0 BB: 0 P: 11	R: 0 E: 0 K: 1 S: 5	H: 0 LOB: 0 BB: 1 P: 9	R: 0 E: 0 K: 0 S: 3	H: 0 LOB: 3 BB: 3 P: 15	R: 0 E: 0 K: 0 S: 4	H: 1 LOB: 1 BB: 0 P: 4	R: 1 E: 0 K: 0 S: 6	H: 3 LOB: 1 BB: 0 P: 6		1B: 4 2B: 3 3B: 1 HR: 1	SF: 0 SAC: 0 DP: 0 HBP: 0	WP: 1 PB: 0 SB: 0 CS: 1	PA: 35					
<b>PITCHER</b>	IP	WLS	BF	H	R	ER	SO	BB	IBB	HBP	BLK	WP	HR	S	P	ERA		WHIP								
44 Roy Oswalt, R ERA: 4.81	3.0	L	13	4	3	3	4	0	0	0	0	0	1	23	24	9.00		1.333								
57 David Herndon, R ERA: 2.79	2.0		7	1	0	0	2	1	0	0	0	1	0	10	15	0.00		1.000								
47 Scott Mathieson, R ERA: 2.0	1.0		6	0	0	0	0	3	0	0	0	0	0	3	15	0.00		3.000								
37 Antonio Bastardo, L ERA: 1.35	1.0		4	1	0	0	0	0	0	0	0	0	0	4	4	0.00		1.000								
46 Ryan Madson, R ERA: 2.88	1.0		5	3	1	1	0	0	0	0	0	0	0	6	6	9.00	3.000									

AB	33
R	1
H	6
RBI	1
BB	3
SO	6
LOB	17



AB	31
R	4
H	9
RBI	4
BB	4
SO	6
LOB	13






Batter	1	2	3	4	5	6	7	8	9	AB	R	H	RBI	BB	SO	LOB	TOP								
9 Elliot Johnson, S OBP: 0.417, SLG: 0.286 96 Christopher Murrill, L OBP: 0.550, SLG: 0.500										4	1	2	1	0	1	1	<p><b>Tampa Bay Rays @ Houston Astros</b> Osceola County Stadium, Kissimmee, FL Thu Mar 24 2011, 1:06 PM - 4:08 PM EDT Att: 4,554 - Partly Cloudy - 79 F</p> <p>livebaseballscorecards.com</p>								
22 Johnny Damon, L OBP: 0.400, SLG: 0.513 87 Reid Frong, L (6, FR)										0	1	0	0	4	0	0									
20 Matt Joyce, L OBP: 0.289, SLG: 0.319 79 Diogenes Luis, S										4	0	0	0	0	2	7									
1 Sean Rodriguez, R OBP: 0.409, SLG: 0.513 11 Justin Ruggiano, R OBP: 0.250, SLG: 0.429										3	0	1	2	0	1	2									
23 Casey Kotchman, L OBP: 0.412, SLG: 0.532 45 Felipe Lopez, S OBP: 0.435, SLG: 0.410										3	0	0	0	0	1	3									
15 Reid Brignac, L OBP: 0.410, SLG: 0.487 90 Matthew Hall, R										3	1	1	0	0	2	0									
31 Jose Lobaton, S OBP: 0.353, SLG: 0.355 60 Stephen Vogt, L OBP: 0.545, SLG: 0.778										3	2	2	0	0	0	0									
66 Chris Carter, L OBP: 0.353, SLG: 0.355 65 Craig Albemaz, R (9, PH)										4	1	2	1	0	1	1									
5 Sam Fuld, L OBP: 0.326, SLG: 0.410 16 Ray Olmedo, S OBP: 0.077, SLG: 0.080										2	1	1	2	0	1	0									
<b>Inning Stats</b>	R: 0 E: 0 K: 2 S: 8	H: 1 LOB: 2 BB: 1 P: 12	R: 0 E: 0 K: 2 S: 7	H: 0 LOB: 0 BB: 0 P: 7	R: 2 E: 0 K: 2 S: 9	H: 2 LOB: 1 BB: 1 P: 13	R: 2 E: 0 K: 1 S: 8	H: 3 LOB: 2 BB: 1 P: 12	R: 0 E: 0 K: 1 S: 5	H: 0 LOB: 0 BB: 0 P: 5	R: 2 E: 0 K: 1 S: 7	H: 2 LOB: 1 BB: 1 P: 13	R: 0 E: 0 K: 1 S: 5	H: 0 LOB: 0 BB: 0 P: 5	R: 2 E: 0 K: 0 S: 6	H: 2 LOB: 1 BB: 0 P: 6		R: 3 E: 0 K: 1 S: 9	H: 3 LOB: 0 BB: 0 P: 9	1B: 8 2B: 3 3B: 0 HR: 2	SF: 1 SAC: 1 DP: 0 HBP: 0	WP: 1 PB: 0 SB: 4 CS: 0	PA: 45		
<b>PITCHER</b>	IP	WLS	BF	H	R	ER	SO	BB	IBB	HBP	BLK	WP	HR	S	P	ERA	WHIP								
20 Bud Norris, R ERA: 6.75	4.0	L	21	6	4	4	7	3	0	0	0	0	0	32	44	9.00	2.250								
47 Jeff Fulchino, R ERA: 5.0	2.0		9	2	2	2	2	1	0	0	0	1	1	12	18	9.00	1.500								
54 Mark Melancon, R ERA: 3.38	1.0		3	0	0	0	1	0	0	0	0	0	0	5	5	0.00	0.000								
59 Wilton Lopez, R ERA: 3.38	1.0		6	2	2	2	0	0	0	0	0	0	0	6	6	18.00	2.000								
58 Fernando Abad, L ERA: 11.74	1.0		6	3	3	3	1	0	0	0	0	0	1	9	9	27.00	3.000								

Batter	1	2	3	4	5	6	7	8	9	AB	R	H	RBI	BB	SO	LOB	BOTTOM									
21 Michael Bourn, L OBP: 0.296, SLG: 0.415 98 Brandon Barnes, R OBP: 0.250, SLG: 0.500										4	0	2	0	0	0	0	<p><b>Tampa Bay Rays @ Houston Astros</b> Osceola County Stadium, Kissimmee, FL Thu Mar 24 2011, 1:06 PM - 4:08 PM EDT Att: 4,554 - Partly Cloudy - 79 F</p> <p>livebaseballscorecards.com</p>									
14 Clint Barmes, R OBP: 0.302, SLG: 0.291 59 Wilton Lopez, R										2	1	0	0	2	0	2										
94 Collin DeLome, L										1	0	0	0	0	0	2										
4 Jason Michaels, R OBP: 0.356, SLG: 0.650 58 Fernando Abad, L										4	1	1	1	0	0	2										
45 Carlos Lee, R OBP: 0.264, SLG: 0.367 68 Brian Dopirak, R OBP: 0.261, SLG: 0.348										4	0	0	0	0	0	2										
29 Brett Wallace, L OBP: 0.391, SLG: 0.576 95 JB Shuck, L OBP: 0.282, SLG: 0.361										3	0	2	1	1	0	0										
22 Bill Hall, R OBP: 0.316, SLG: 0.271 54 Mark Melancon, R										3	0	0	0	0	2	2										
16 Matt Downs, R OBP: 0.354, SLG: 0.537										1	0	0	0	0	1											
23 Chris Johnson, R OBP: 0.323, SLG: 0.421										4	0	0	0	0	0	0										
46 J.R. Towles, R OBP: 0.375, SLG: 0.622 Robinson Cancel, R										2	1	1	1	1	1	0										
20 Bud Norris, R										1	0	0	0	0	1	1										
71 Carlos Corporan, S OBP: 0.350, SLG: 0.435 47 Jeff Fulchino, R										1	0	0	0	0	1	0										
1 Anderson Hernandez, S OBP: 0.282, SLG: 0.316										2	0	1	0	0	0	0										
<b>Inning Stats</b>	R: 2 E: 1 K: 0 S: 6	H: 2 LOB: 1 BB: 0 P: 6	R: 0 E: 0 K: 1 S: 6	H: 1 LOB: 1 BB: 1 P: 10	R: 0 E: 0 K: 1 S: 6	H: 1 LOB: 1 BB: 0 P: 6	R: 0 E: 0 K: 2 S: 7	H: 0 LOB: 0 BB: 0 P: 7	R: 0 E: 0 K: 0 S: 3	H: 1 LOB: 1 BB: 1 P: 7	R: 0 E: 0 K: 1 S: 5	H: 0 LOB: 0 BB: 0 P: 5	R: 1 E: 0 K: 0 S: 4	H: 1 LOB: 1 BB: 1 P: 10	R: 0 E: 0 K: 0 S: 3	H: 0 LOB: 1 BB: 1 P: 7	R: 0 E: 0 K: 1 S: 8	H: 1 LOB: 2 BB: 1 P: 16	1B: 5 2B: 1 3B: 0 HR: 1	SF: 0 SAC: 0 DP: 1 HBP: 0	WP: 1 PB: 0 SB: 0 CS: 0	PA: 38				
<b>PITCHER</b>	IP	WLS	BF	H	R	ER	SO	BB	IBB	HBP	BLK	WP	HR	S	P	ERA	WHIP									
40 Wade Davis, R ERA: 8.22	6.0	W	26	6	3	1	5	2	0	0	0	0	0	1	35	44	1.50	1.333								
43 Kyle Farnsworth, R ERA: 3.38	0.1	H	1	0	0	0	0	0	0	0	0	0	0	1	1	0.00	0.000									
87 Neil Schenk, L ERA:	0.2	H	3	0	0	0	0	1	0	0	0	0	0	1	6	0.00	1.500									
57 Jake McGee, L ERA: 0.9	2.0		9	1	0	0	1	2	0	0	0	1	0	11	23	0.00	1.500									


**Tampa Bay Rays @ Houston Astros**  
Osceola County Stadium, Kissimmee, FL  
Thu Mar 24 2011, 1:06 PM - 4:08 PM EDT  
Att: 4,554 - Partly Cloudy - 79 F

AB 39  
R 11  
H 13  
RBI 11  
BB 4  
SO 11  
LOB 19



**Tampa Bay Rays @ Houston Astros**  
Osceola County Stadium, Kissimmee, FL  
Thu Mar 24 2011, 1:06 PM - 4:08 PM EDT  
Att: 4,554 - Partly Cloudy - 79 F

AB 33  
R 3  
H 7  
RBI 3  
BB 5  
SO 6  
LOB 14






Batter	1	2	3	4	5	6	7	8	9	AB	R	H	RBI	BB	SO	LOB	TOP										
3 Pedro Ciriaco, R OBP: 0.333, SLG: 0.439 90 Starling Marte, R OBP: 0.250, SLG: 0.250										4	1	1	0	0	0	4											
10 Joshua Rodriguez, R OBP: 0.339, SLG: 0.397 87 Jordy Mercer, R OBP: 0.429, SLG: 0.333										4	0	1	2	0	0	2											
14 John Bowker, L OBP: 0.316, SLG: 0.622 30 Evan Chambers, R OBP: 0.294, SLG: 0.400										4	0	1	0	0	2	2											
41 Ryan Doumit, S OBP: 0.294, SLG: 0.400 48 Jose Veras, R OBP: 0.294, SLG: 0.400										4	0	1	1	0	1	1											
51 Steve Pearce, R OBP: 0.320, SLG: 0.391 51 Andy Vasquez, L OBP: 0.320, SLG: 0.391										4	0	0	0	0	2	2											
23 Matt Diaz, R OBP: 0.302, SLG: 0.360 31 Robbie Grossman, S OBP: 1.000, SLG: 1.000										4	1	1	0	0	1	1											
12 Andy Marte, R OBP: 0.447, SLG: 0.545 26 Matt Hague, R OBP: 0.333, SLG: 0.333										3	2	2	0	0	1	0											
76 Corey Wimberly, S OBP: 0.333, SLG: 0.212 Glif Ngoepe, R OBP: 0.333, SLG: 0.212										2	1	1	0	0	0	1											
50 Charlie Morton, R OBP: 0.333, SLG: 0.333 Joel Hanrahan, R OBP: 0.333, SLG: 0.333										1	0	1	1	0	0	0											
35 Jason Jaramillo, S OBP: 0.519, SLG: 0.750										1	0	0	0	0	1	1											
<b>Inning Stats</b>	R: 1 E: 0 K: 1 S: 8	H: 2 LOB: 1 BB: 0 P: 8	R: 2 E: 1 K: 0 S: 6	H: 3 LOB: 1 BB: 0 P: 7	R: 0 E: 0 K: 3 S: 10	H: 1 LOB: 1 BB: 0 P: 10	R: 2 E: 1 K: 1 S: 8	H: 2 LOB: 1 BB: 0 P: 8	R: 0 E: 0 K: 0 S: 3	H: 0 LOB: 0 BB: 0 P: 3	R: 0 E: 0 K: 1 S: 7	H: 1 LOB: 1 BB: 0 P: 7	R: 0 E: 0 K: 1 S: 5	H: 0 LOB: 0 BB: 0 P: 5	R: 0 E: 0 K: 0 S: 3	H: 0 LOB: 2 BB: 1 P: 10	1B: 8 2B: 2 3B: 0 HR: 0	SF: 0 SAC: 3 DP: 0 HBP: 0	WP: 1 PB: 0 SB: 3 CS: 0	PA: 39							
<b>PITCHER</b>	IP	WLS	BF	H	R	ER	SO	BB	IBB	HBP	BLK	WP	HR	S	P	ERA	WHIP										
34 Jeff Niemann, R ERA: 3.71	6.0	W	28	9	5	3	6	0	0	0	0	1	0	42	43	4.50	1.500										
62 Joel Peralta, R ERA: 2.29	1.0	H	3	0	0	0	1	0	0	0	0	0	0	5	5	0.00	0.000										
27 Cesar Ramos, L ERA: 2.29	1.0	H	3	0	0	0	0	0	0	0	0	0	0	3	3	0.00	0.000										
21 Andy Sonnanstine, R ERA: 7.16	1.0		5	1	0	0	1	1	0	0	0	0	0	6	10	0.00	2.000										

Pittsburgh Pirates @ Tampa Bay Rays  
Charlotte Sports Park, Port Charlotte, FL  
Fri Mar 25 2011, 1:08 PM - 4:11 PM EDT  
Att: 4,333 - Sunny - 81 F


AB 35  
R 5  
H 10  
RBI 4  
BB 1  
SO 8  
LOB 17



Batter	1	2	3	4	5	6	7	8	9	AB	R	H	RBI	BB	SO	LOB	BOTTOM										
18 Ben Zobrist, S OBP: 0.326, SLG: 0.615 45 Felipe Lopez, S OBP: 0.438, SLG: 0.410										1	1	0	1	1	0	0											
9 Elliot Johnson, S OBP: 0.436, SLG: 0.323 23 Casey Kotchman, L OBP: 0.415, SLG: 0.521										3	0	2	0	0	1	1											
3 Evan Longoria, R OBP: 0.348, SLG: 0.543 11 Justin Ruggiano, R OBP: 0.289, SLG: 0.514										1	0	0	1	1	0	0											
24 Manny Ramirez, R OBP: 0.400, SLG: 0.595 20 Matt Joyce, L OBP: 0.276, SLG: 0.306										2	0	2	3	0	0	0											
24 Dan Johnson, L OBP: 0.283, SLG: 0.551 66 Chris Carter, L OBP: 0.343, SLG: 0.344										3	1	1	0	0	0	3											
2 B.J. Upton, R OBP: 0.283, SLG: 0.500 16 Ray Olmedo, S OBP: 0.074, SLG: 0.077										2	1	0	0	0	0	3											
10 Kelly Shoppach, R OBP: 0.333, SLG: 0.485 31 Jose Lobaton, S OBP: 0.433, SLG: 0.500										3	1	0	0	0	1	3											
15 Reid Brignac, L OBP: 0.381, SLG: 0.452 85 Kevin Kiermaier, L OBP: 1.000, SLG: 2.000										3	0	0	0	0	3	3											
5 Sam Fuld, L OBP: 0.348, SLG: 0.452 79 Diogenes Luis, S OBP: 0.500, SLG: 0.500										3	1	2	2	0	0	0											
<b>Inning Stats</b>	R: 0 E: 0 K: 0 S: 3	H: 1 LOB: 1 BB: 1 P: 7	R: 3 E: 0 K: 1 S: 8	H: 2 LOB: 1 BB: 0 P: 9	R: 0 E: 0 K: 1 S: 5	H: 0 LOB: 0 BB: 0 P: 5	R: 0 E: 0 K: 0 S: 3	H: 0 LOB: 0 BB: 0 P: 3	R: 2 E: 0 K: 0 S: 7	H: 2 LOB: 3 BB: 2 P: 16	R: 2 E: 0 K: 0 S: 7	H: 1 LOB: 1 BB: 2 P: 16	R: 0 E: 0 K: 1 S: 5	H: 0 LOB: 0 BB: 0 P: 5	R: 2 E: 0 K: 0 S: 7	H: 3 LOB: 1 BB: 0 P: 7	1B: 5 2B: 3 3B: 1 HR: 0	SF: 2 SAC: 1 DP: 1 HBP: 2	WP: 2 PB: 0 SB: 3 CS: 0	PA: 40							
<b>PITCHER</b>	IP	WLS	BF	H	R	ER	SO	BB	IBB	HBP	BLK	WP	HR	S	P	ERA	WHIP										
50 Charlie Morton, R ERA: 3.32	5.0	L	25	5	5	5	2	3	0	2	0	0	0	26	40	18.00	3.000										
Joel Hanrahan, R ERA: 9.39	1.0		6	1	2	2	0	2	0	0	0	2	0	7	16	18.00	3.000										
48 Jose Veras, R ERA: 1.64	1.0		3	0	0	0	1	0	0	0	0	0	0	5	5	0.00	0.000										
30 Chris Resop, R ERA: 3.18	1.0		6	3	2	2	0	0	0	0	0	0	0	7	7	18.00	3.000										

Pittsburgh Pirates @ Tampa Bay Rays  
Charlotte Sports Park, Port Charlotte, FL  
Fri Mar 25 2011, 1:08 PM - 4:11 PM EDT  
Att: 4,333 - Sunny - 81 F

AB 30  
R 9  
H 9  
RBI 9  
BB 5  
SO 3  
LOB 18





Batter	1	2	3	4	5	6	7	8	9	AB	R	H	RBI	BB	SO	LOB	TOP								
1 Brian Roberts, S (1.4) 71 Michel Hernandez, R (8.2)										3	1	2	2	1	0	1	<p>Baltimore Orioles @ Tampa Bay Rays</p> <p>Charlotte Sports Park, Port Charlotte, FL</p> <p>Sat Mar 26 2011, 1:10 PM - 4:00 PM EDT</p> <p>Att: 5,726 - Sunny - 78 F</p>								
21 Nick Markakis, L (1.9) 14 Nolan Reimold, R (8.9)										4	0	0	0	0	0	4									
25 Derrek Lee, R (1.3) 6 Nick Green, R (8.6)										3	0	0	0	1	2	3									
27 Vladimir Guerrero, R (1.10) Brandon Waring, R (9.10)										4	1	1	2	0	1	2									
30 Luke Scott, L (1.7) 95 Kyle Hudson, L (8.8)										4	0	1	0	0	1	0									
12 Mark Reynolds, R (1.5) 9 Jake Fox, R (8.3)										3	0	1	0	1	1	2									
32 Matt Wieters, S (1.2) 92 Trent Mummy, L (8.7)										4	0	1	1	0	0	2									
18 Felix Pie, L (1.8) 28 Brendan Harris, R (8.5)										3	1	1	0	1	0	0									
2 J.J. Hardy, R (1.6) 11 Robert Andino, R (8.4)										4	0	3	2	0	0	0									
<b>Inning Stats</b>	R: 0 E: 0 K: 0 S: 3	H: 1 LOB: 0 BB: 0 P: 3	R: 0 E: 0 K: 0 S: 3	H: 0 LOB: 1 BB: 1 P: 7	R: 1 E: 1 K: 1 S: 9	H: 1 LOB: 1 BB: 0 P: 9	R: 0 E: 0 K: 2 S: 8	H: 1 LOB: 1 BB: 0 P: 8	R: 1 E: 0 K: 1 S: 7	H: 2 LOB: 2 BB: 1 P: 11	R: 0 E: 0 K: 0 S: 3	H: 0 LOB: 0 BB: 0 P: 3	R: 0 E: 0 K: 0 S: 4	H: 1 LOB: 1 BB: 0 P: 4	R: 5 E: 0 K: 2 S: 13	H: 4 LOB: 2 BB: 2 P: 23		R: 0 E: 0 K: 2 S: 8	H: 1 LOB: 1 BB: 0 P: 8	1B: 5 2B: 4 3B: 0 HR: 2	SF: 1 SAC: 0 DP: 1 HBP: 0	WP: 0 PB: 0 SB: 0 CS: 0	PA: 42		
<b>PITCHER</b>	IP	WLS	BF	H	R	ER	SO	BB	IBB	HBP	BLK	WP	HR	S	P	ERA	WHIP								
58 Jeremy Hellickson, R (1.1) 21 Andy Sonnanstine, R (5.1) 37 Juan Cruz, R (7.1) 27 Cesar Ramos, L (8.1) 78 Sergio Espinosa, L (8.1)	4.1	20	5	2	2	3	2	0	0	0	0	0	1	26	34	4.15	1.615								

Batter	1	2	3	4	5	6	7	8	9	AB	R	H	RBI	BB	SO	LOB	BOTTOM								
18 Ben Zobrist, S (1.4) 66 Chris Carter, L (7.3)										3	1	1	1	0	1	0	<p>Baltimore Orioles @ Tampa Bay Rays</p> <p>Charlotte Sports Park, Port Charlotte, FL</p> <p>Sat Mar 26 2011, 1:10 PM - 4:00 PM EDT</p> <p>Att: 5,726 - Sunny - 78 F</p>								
22 Johnny Damon, L (1.7) 11 Justin Ruggiano, R (7.7)										3	0	1	0	0	0	0									
3 Evan Longoria, R (1.5) Joe Inglett, L (7.4)										3	0	0	0	0	1	1									
24 Manny Ramirez, R (1.10) 65 Craig Albemaz, R (9.10)										3	0	0	0	0	1	0									
24 Dan Johnson, L (1.3) 90 Matthew Hall, R (7.5)										3	1	2	0	0	0	0									
2 B.J. Upton, R (1.8) 9 Elliot Johnson, S (7.8)										2	0	2	1	0	0	0									
20 Matt Joyce, L (1.9) 87 Reid Frank, L (8.9)										3	0	0	0	0	2	4									
10 Kelly Shoppach, R (1.2) Jose Lobaton, S (8.2)										3	0	1	0	0	0	3									
1 Sean Rodriguez, R (1.6) 16 Ray Olmedo, S (8.6)										3	0	0	0	0	1	2									
<b>Inning Stats</b>	R: 1 E: 0 K: 1 S: 8	H: 2 LOB: 0 BB: 0 P: 10	R: 1 E: 0 K: 1 S: 7	H: 3 LOB: 1 BB: 0 P: 8	R: 0 E: 0 K: 0 S: 3	H: 0 LOB: 0 BB: 0 P: 3	R: 0 E: 0 K: 1 S: 7	H: 2 LOB: 2 BB: 0 P: 7	R: 0 E: 0 K: 2 S: 7	H: 0 LOB: 0 BB: 0 P: 7	R: 0 E: 0 K: 1 S: 5	H: 0 LOB: 0 BB: 0 P: 5	R: 0 E: 0 K: 0 S: 4	H: 1 LOB: 1 BB: 0 P: 4	R: 0 E: 0 K: 1 S: 5	H: 0 LOB: 0 BB: 0 P: 5		R: 0 E: 0 K: 2 S: 7	H: 0 LOB: 0 BB: 0 P: 7	1B: 6 2B: 1 3B: 0 HR: 1	SF: 0 SAC: 0 DP: 1 HBP: 0	WP: 0 PB: 0 SB: 0 CS: 1	PA: 33		
<b>PITCHER</b>	IP	WLS	BF	H	R	ER	SO	BB	IBB	HBP	BLK	WP	HR	S	P	ERA	WHIP								
45 Ryan Drese, R (1.1) 49 Jason Berken, R (4.1) 59 Josh Rupe, R (6.1) 56 David Riske, R (8.1)	3.0	8	2	0	0	3	0	0	0	0	0	0	0	14	14	0.00	1.000								

AB	37
R	7
H	11
RBI	7
BB	4
SO	8
LOB	17



AB	33
R	2
H	8
RBI	2
BB	0
SO	9
LOB	10

WP	0
PB	0
SB	0
CS	1



Batter	1	2	3	4	5	6	7	8	9	AB	R	H	RBI	BB	SO	LOB	TOP								
2 B.J. Upton, R OBP: 0.310, SLG: 0.500 Leslie Anderson, L OBP: 0.273, SLG: 0.300	4-0 BB 22 CS		0-0 G5-3		0-3 K			0-0 G4-6-3		2	0	0	0	1	1	1	<b>Tampa Bay Rays @ Pittsburgh Pirates</b> McKechnie Field, Bradenton, FL Sun Mar 27 2011, 1:07 PM - 3:54 PM EDT Att: 6,583 - Partly Cloudy - 85 F								
22 Johnny Damon, L OBP: 0.373, SLG: 0.467 82 Tyler Bortnick, R (6, 6)	0-0 SAFE F7 1-2			0-3 K		0-0 G4-3		0-3 K		3	0	0	0	0	1	1									
3 Evan Longoria, R OBP: 0.304, SLG: 0.481 91 Brett Nommensen, L (6, 7)	0-0 G4-3			0-3 K		0-3 K			0-3 K	3	0	0	0	0	2	0									
10 Kelly Shoppach, R OBP: 0.341, SLG: 0.553 28 John Jaso, L OBP: 0.250, SLG: 0.552		0-0 HR		0-0 F9		0-3 K			2-2 HR	2	1	1	1	0	0	0									
18 Ben Zobrist, S OBP: 0.354, SLG: 0.750 5 Sam Fuld, L OBP: 0.354, SLG: 0.477		0-0 1B G6-4-3			0-2 HR				0-0 2B G4-3	2	1	2	1	0	0	0									
1 Sean Rodriguez, R OBP: 0.367, SLG: 0.455 88 Cole Figueroa, L (6, 4)		0-0 1B G6-4-3			0-0 L3				0-0 G4-3	2	0	0	0	0	0	1									
24 Dan Johnson, L OBP: 0.293, SLG: 0.556 Ty Morrison, L (6, 9)		0-3 K			0-0 G5-3				0-3 K	2	0	0	0	0	1	1									
9 Elliot Johnson, S OBP: 0.442, SLG: 0.371 20 Matt Joyce, L OBP: 0.250, SLG: 0.283			0-3 K			0-0 2B 15 1B			0-0 F9	2	1	1	0	0	1	0									
15 Reid Brignac, L OBP: 0.388, SLG: 0.455 67 Daniel Mayora, R OBP: 0.364, SLG: 0.364			0-0 G4-3			0-0 1B 2H			0-0 1B G4-6-3	2	0	1	1	0	0	0									
<b>Inning Stats</b>	R: 0 E: 0 K: 0 S: 2	H: 0 LOB: 0 BB: 1 P: 6	R: 1 E: 0 K: 1 S: 6	H: 2 LOB: 0 BB: 0 P: 6	R: 0 E: 0 K: 1 S: 5	H: 0 LOB: 0 BB: 0 P: 5	R: 0 E: 0 K: 2 S: 7	H: 0 LOB: 0 BB: 0 P: 7	R: 2 E: 0 K: 1 S: 10	H: 3 LOB: 1 BB: 0 P: 10	R: 0 E: 0 K: 2 S: 7	H: 0 LOB: 0 BB: 0 P: 7	R: 0 E: 1 K: 1 S: 6	H: 0 LOB: 1 BB: 0 P: 6	R: 0 E: 0 K: 1 S: 5	H: 1 LOB: 0 BB: 0 P: 5		R: 1 E: 0 K: 2 S: 11	H: 2 LOB: 1 BB: 0 P: 13	1B: 3 2B: 2 3B: 0 HR: 3	SF: 0 SAC: 0 DP: 2 HBP: 0	WP: 0 PB: 0 SB: 0 CS: 1	PA: 34		
<b>PITCHER</b>	IP	WLS	BF	H	R	ER	SO	BB	IBB	HBP	BLK	WP	HR	S	P	ERA	WHIP								
28 Paul Maholm, L ERA: 4.88	5.0		19	5	3	3	5	1	0	0	0	0	2	30	34	5.40	1.200								
Joel Hanrahan, R ERA: 7.45	2.0	B	7	0	0	0	3	0	0	0	0	0	0	13	13	0.00	0.000								
63 Chris Leroux, R ERA: 4.22	2.0	W	8	3	1	1	3	0	0	0	0	0	1	16	18	4.50	1.500								

AB	33
R	4
H	8
RBI	4
BB	1
SO	11
LOB	7





Batter	1	2	3	4	5	6	7	8	9	AB	R	H	RBI	BB	SO	LOB	BOTTOM								
31 Jose Tabata, R OBP: 0.304, SLG: 0.311	0-0 1B 22 18 1B G5-4-3		0-0 F8		3-1 HR				0-0 G1-4-3	5	1	2	1	0	1	1	<b>Tampa Bay Rays @ Pittsburgh Pirates</b> McKechnie Field, Bradenton, FL Sun Mar 27 2011, 1:07 PM - 3:54 PM EDT Att: 6,583 - Partly Cloudy - 85 F								
18 Neil Walker, S OBP: 0.313, SLG: 0.581 Joel Hanrahan, R (6, 1)	0-0 1B 22 G5-4-3		0-0 3B 22 G6-3		0-3 K2-3				0-0 E5	3	1	2	0	0	1	0									
14 John Bowker, L OBP: 0.333, SLG: 0.632 3 Pedro Ciriaco, R OBP: 0.326, SLG: 0.429	0-0 1B 1-2		0-0 G6-3			4-0 BB 23 2B FC5-4			0-0 F8	3	0	0	1	1	0	3									
22 Andrew McCutchen, R OBP: 0.462, SLG: 0.939 63 Chris Leroux, L (8, 1)	0-0 G5-4-3		0-0 F7			0-0 F9			0-0 1B 24 2B FC5-4	4	0	1	0	0	0	2									
37 Lyle Overbay, L OBP: 0.431, SLG: 0.647	0-0 G6-3			4-0 BB					0-3 K	2	1	1	0	1	0	1									
23 Matt Diaz, R OBP: 0.321, SLG: 0.365 46 Garrett Jones, L OBP: 0.373, SLG: 0.300		0-0 1B 41 1B		1-3 K		0-0 2B 41 1B			0-0 FC5-4	4	1	1	0	0	1	3									
24 Pedro Alvarez, L OBP: 0.299, SLG: 0.444		0-0 L5		0-0 1B		0-0 1B 2H 3H			0-0 P3	4	0	2	2	0	0	1									
41 Ryan Doumit, S OBP: 0.308, SLG: 0.490		0-0 1B			0-3 K				0-0 F9	4	0	0	0	0	3	3									
5 Ronny Cedeno, R OBP: 0.241, SLG: 0.358		0-3 K			0-3 K				0-0 F9	4	0	0	0	0	3	3									
28 Paul Maholm, L (1, 1) 10 Joshua Rodriguez, R OBP: 0.410, SLG: 0.394		0-3 K			0-3 K				4-0 BB 31 3B G1-4-3	2	0	0	0	0	2	2									
<b>Inning Stats</b>	R: 0 E: 0 K: 0 S: 4	H: 2 LOB: 1 BB: 0 P: 4	R: 0 E: 0 K: 2 S: 9	H: 2 LOB: 2 BB: 0 P: 9	R: 1 E: 0 K: 0 S: 4	H: 1 LOB: 0 BB: 0 P: 4	R: 0 E: 0 K: 1 S: 4	H: 0 LOB: 1 BB: 1 P: 9	R: 1 E: 0 K: 3 S: 11	H: 1 LOB: 0 BB: 0 P: 14	R: 2 E: 0 K: 1 S: 7	H: 2 LOB: 1 BB: 1 P: 11	R: 0 E: 0 K: 1 S: 6	H: 1 LOB: 1 BB: 0 P: 6	R: 0 E: 0 K: 1 S: 6	H: 1 LOB: 0 BB: 0 P: 6	R: 1 E: 1 K: 0 S: 3	H: 0 LOB: 1 BB: 1 P: 7	1B: 7 2B: 1 3B: 1 HR: 1	SF: 0 SAC: 0 DP: 1 HBP: 0	WP: 0 PB: 0 SB: 0 CS: 1	PA: 38			
<b>PITCHER</b>	IP	WLS	BF	H	R	ER	SO	BB	IBB	HBP	BLK	WP	HR	S	P	ERA	WHIP								
14 David Price, L ERA: 3.22	4.0		16	5	1	1	3	1	0	0	0	0	1	18	25	13.50	2.000								
Cesar Cabral, L ERA: 5.89	2.0	B	10	3	3	3	4	1	0	0	0	0	0	6	6	0.00	1.000								
36 Adam Russell, R ERA: 7.0	1.0		4	1	0	0	1	0	0	0	0	0	0	6	6	0.00	1.000								
57 Jake McGee, L ERA: 0.82	1.0	L	4	1	0	0	1	0	0	0	0	0	0	6	6	0.00	1.000								
85 Jeremy Hall, R ERA:	0.2		4	0	1	0	0	1	0	0	0	0	0	3	7	0.00	1.500								

AB	35
R	5
H	10
RBI	4
BB	3
SO	9
LOB	17





Batter	1	2	3	4	5	6	7	8	9	AB R H RBI BB SO LOB	TOP																								
											<p style="text-align: center;"><b>Tampa Bay Rays @ New York Yankees</b> George M. Steinbrenner Field, Tampa, FL Mon Mar 28 2011, 7:05 PM EDT</p> <p style="text-align: right;"><a href="http://livebaseballscorecards.com">livebaseballscorecards.com</a></p> <p><b>AB</b> 0 <b>R</b> 0 <b>H</b> 0 <b>RBI</b> 0 <b>BB</b> 0 <b>SO</b> 0 <b>LOB</b> 0</p> 																								
Inning Stats										1B: 0 SF: 0 WP: 0 PA: 0 2B: 0 SAC: 0 FB: 0 3B: 0 DP: 0 SB: 0 HR: 0 HBP: 0 CS: 0																									
PITCHER	IP	WLS	BF	H	R	ER	SO	BB	IBB	HBP	BLK	WP	HR	S	P	ERA	WHIP	PITCHER	IP	WLS	BF	H	R	ER	SO	BB	IBB	HBP	BLK	WP	HR	S	P	ERA	WHIP

Batter	1	2	3	4	5	6	7	8	9	AB R H RBI BB SO LOB	BOTTOM																								
											<p style="text-align: center;"><b>Tampa Bay Rays @ New York Yankees</b> George M. Steinbrenner Field, Tampa, FL Mon Mar 28 2011, 7:05 PM EDT</p> <p style="text-align: right;"><a href="http://livebaseballscorecards.com">livebaseballscorecards.com</a></p> <p><b>AB</b> 0 <b>R</b> 0 <b>H</b> 0 <b>RBI</b> 0 <b>BB</b> 0 <b>SO</b> 0 <b>LOB</b> 0</p> 																								
Inning Stats										1B: 0 SF: 0 WP: 0 PA: 0 2B: 0 SAC: 0 FB: 0 3B: 0 DP: 0 SB: 0 HR: 0 HBP: 0 CS: 0																									
PITCHER	IP	WLS	BF	H	R	ER	SO	BB	IBB	HBP	BLK	WP	HR	S	P	ERA	WHIP	PITCHER	IP	WLS	BF	H	R	ER	SO	BB	IBB	HBP	BLK	WP	HR	S	P	ERA	WHIP



Batter	1	2	3	4	5	6	7	8	9	AB	R	H	RBI	BB	SO	LOB	TOP								
28 John Jaso, L (1,2) 88 Brian Bryles, R (8,9)	G4-3		G4-3			1B		G4-3		4	0	1	0	0	0	1	<p>Tampa Bay Rays @ Boston Red Sox</p> <p>City of Palms Park, Ft. Myers, FL</p> <p>Tue Mar 29 2011, 1:07 PM - 3:50 PM EDT</p> <p>Att: 8,015 - Partly Cloudy - 79 F</p>								
5 Sam Fuld, L (1,8) 79 Diogenes Luis, S (8,6)	F8			L9		K		G4-3		3	0	0	0	0	1	1									
1 Sean Rodriguez, R (1,5) 43 Michael Sheridan, L (8,3)	G6-3			BB		P3				2	1	0	0	1	0	0									
24 Dan Johnson, L (1,10)		F8		K						4	0	0	0	0	2	2									
9 Elliot Johnson, S (1,3) 89 Greg Sexton, R (8,5)		G3								3	0	1	1	0	0	0									
20 Matt Joyce, L (1,9) 88 Jake Jefferies, L (8,2)				1B						2	0	0	0	1	0	1									
15 Reid Brignac, L (1,6) 85 Kevin Kiermaier, L (8,8)										3	0	1	0	0	1	1									
26 J.J. Furmaniak, R (1,4)			G5-3			G1-3		SH1-3		2	0	0	0	0	0	0									
80 Dustin Biell, L (1,7)			K			G1-3		G3		3	0	0	0	0	1	1									
<b>Inning Stats</b>	R: 0 E: 0 K: 0 S: 3	H: 0 LOB: 0 BB: 0 P: 4	R: 0 E: 0 K: 1 S: 5	H: 0 LOB: 1 BB: 1 P: 9	R: 0 E: 0 K: 1 S: 5	H: 0 LOB: 0 BB: 0 P: 5	R: 1 E: 0 K: 1 S: 6	H: 1 LOB: 1 BB: 1 P: 12	R: 0 E: 0 K: 0 S: 3	H: 0 LOB: 0 BB: 0 P: 3	R: 0 E: 0 K: 1 S: 5	H: 1 LOB: 0 BB: 0 P: 6	R: 0 E: 0 K: 1 S: 5	H: 0 LOB: 0 BB: 0 P: 5	R: 0 E: 0 K: 0 S: 4	H: 1 LOB: 1 BB: 0 P: 4		R: 0 E: 0 K: 1 S: 6	H: 1 LOB: 1 BB: 0 P: 6	1B: 4 2B: 0 3B: 0 HR: 0	SF: 0 SAC: 1 DP: 0 HBP: 0	WP: 0 PB: 0 SB: 2 CS: 0	PA: 32		
<b>PITCHER</b>	IP	WLS	BF	H	R	ER	SO	BB	IBB	HBP	BLK	WP	HR	S	P	ERA	WHIP								
11 Clay Buchholz, R (1,1) 49 Tim Wakefield, R (5,1) 35 Dan Wheeler, R (7,1) 32 Matt Albers, R (8,1) 93 Blake Maxwell, R (9,1)	4.0		15	1	1	1	3	2	0	0	0	0	0	19	30	2.25	0.750								

AB	29
R	1
H	4
RBI	1
BB	2
SO	6
LOB	8



Batter	1	2	3	4	5	6	7	8	9	AB	R	H	RBI	BB	SO	LOB	BOTTOM								
2 Jacoby Ellsbury, L (1,8) 23 Mike Cameron, R (6,9)	G4-3		F8		G1-3					3	0	0	0	0	0	1	<p>Tampa Bay Rays @ Boston Red Sox</p> <p>City of Palms Park, Ft. Myers, FL</p> <p>Tue Mar 29 2011, 1:07 PM - 3:50 PM EDT</p> <p>Att: 8,015 - Partly Cloudy - 79 F</p>								
15 Dustin Pedroia, R (1,4) 80 Nate Spears, L (4,4)			P6							2	0	1	0	0	0	1									
13 Carl Crawford, L (1,7) 54 Darnell McDonald, R (4,7)			G3							2	0	0	0	0	0	2									
28 Adrián González, L (1,3) 97 Alex Hassan, R (5,9)										2	1	1	1	0	0	1									
20 Kevin Youkilis, R (1,5) 70 Drew Sutton, S (5,5)		G5-3								2	0	0	0	0	0	0									
34 David Ortiz, L (1,10) 39 Jarrod Saltalamacchia, (6,PH)										2	0	0	0	0	0	0									
7 J.D. Drew, L (1,9) 96 Jorge Padron, L (4,PR)										2	0	2	0	0	0	0									
33 Jason Varitek, S (1,2) 62 Paul Hoover, R (6,2)										2	0	0	0	0	1	2									
10 Marco Scutaro, R (1,6) 12 Jed Lowrie, S (6,6)										2	0	1	0	0	0	0									
<b>Inning Stats</b>	R: 0 E: 0 K: 0 S: 4	H: 1 LOB: 1 BB: 0 P: 4	R: 0 E: 0 K: 0 S: 4	H: 1 LOB: 0 BB: 0 P: 4	R: 0 E: 0 K: 0 S: 4	H: 1 LOB: 1 BB: 0 P: 4	R: 1 E: 0 K: 1 S: 8	H: 2 LOB: 1 BB: 0 P: 8	R: 0 E: 0 K: 1 S: 5	H: 1 LOB: 1 BB: 1 P: 9	R: 0 E: 0 K: 1 S: 6	H: 1 LOB: 2 BB: 1 P: 10	R: 0 E: 0 K: 0 S: 3	H: 0 LOB: 0 BB: 0 P: 3	R: 0 E: 0 K: 1 S: 5	H: 0 LOB: 0 BB: 0 P: 5		R: 0 E: 0 K: 1 S: 5	H: 0 LOB: 0 BB: 0 P: 5	1B: 5 2B: 1 3B: 0 HR: 1	SF: 0 SAC: 0 DP: 1 HBP: 0	WP: 0 PB: 0 SB: 0 CS: 0	PA: 36		
<b>PITCHER</b>	IP	WLS	BF	H	R	ER	SO	BB	IBB	HBP	BLK	WP	HR	S	P	ERA	WHIP								
40 Wade Davis, R (1,1) 37 Juan Cruz, R (5,1) 62 Joel Peralta, R (6,1) 27 César Ramos, L (7,1) 82 Marquis Fleming, R (9,1)	4.0		17	5	1	1	1	0	0	0	0	0	0	5	9	0.00	1.000								









Batter	1	2	3	4	5	6	7	8	9	AB	R	H	RBI	BB	SO	LOB	TOP										
1 Brian Roberts, S (1.4) OBP: 0.250, SLG: 0.750										4	1	1	2	0	1	1	<p><b>Baltimore Orioles @ Tampa Bay Rays</b> Tropicana Field, St. Petersburg, FL Fri Apr 01 2011, 7:15 PM - 9:22 PM EDT Att: 34,078 - Dome - 72 F</p> <p>livebaseballscorecards.com</p>										
21 Nick Markakis, L (1.9) OBP: 0.250, SLG: 0.333										3	0	1	2	0	0	0											
25 Derrek Lee, R (1.3)										4	0	0	0	0	0	1											
27 Vladimir Guerrero, R (1.10) OBP: 0.250, SLG: 0.250										4	0	1	0	0	0	0											
10 Adam Jones, R (1.8)										4	0	0	0	0	2	1											
30 Luke Scott, L (1.7) 18 Felix Pie, L (9.7)										4	0	0	0	0	2	1											
12 Mark Reynolds, R (1.5)										3	0	0	0	0	1	1											
32 Matt Wieters, S (1.2) ERA: 5.14										3	1	1	0	0	1	0											
2 J.J. Hardy, R (1.6) OBP: 0.667, SLG: 1.000										2	2	1	0	1	0	0											
<b>Inning Stats</b>	R: 0 E: 0 K: 0 S: 6	H: 0 LOB: 0 BB: 0 P: 11	R: 0 E: 0 K: 3 S: 12	H: 1 LOB: 1 BB: 0 P: 14	R: 1 E: 1 K: 2 S: 11	H: 2 LOB: 1 BB: 0 P: 19	R: 0 E: 0 K: 1 S: 9	H: 0 LOB: 0 BB: 0 P: 13	R: 3 E: 0 K: 0 S: 13	H: 2 LOB: 0 BB: 1 P: 24	R: 0 E: 0 K: 1 S: 8	H: 0 LOB: 0 BB: 0 P: 11	R: 0 E: 0 K: 0 S: 6	H: 0 LOB: 0 BB: 0 P: 11	R: 0 E: 0 K: 0 S: 7	H: 0 LOB: 0 BB: 0 P: 10		R: 0 E: 0 K: 0 S: 6	H: 0 LOB: 0 BB: 0 P: 7	1B: 3 2B: 1 3B: 1 HR: 0	SF: 1 SAC: 0 DP: 0 HBP: 0	WP: 0 PB: 0 SB: 0 CS: 0	PA: 33				
<b>PITCHER</b>	IP	WLS	BF	H	R	ER	SO	BB	IBB	HBP	BLK	WP	HR	S	P	ERA	WHIP										
14 David Price, L (1.1) ERA: 5.14	7.0	L	27	5	4	4	7	1	0	0	0	0	0	65	103	5.14	0.857										
57 Jake McGee, L (8.1) ERA:	0.2		2	0	0	0	0	0	0	0	0	0	0	4	5	0.00	0.000										
36 Adam Russell, R (8.1) ERA:	1.0		3	0	0	0	0	0	0	0	0	0	0	7	10	0.00	0.000										
27 Cesar Ramos, L (9.1) ERA:	0.1		1	0	0	0	0	0	0	0	0	0	0	2	2	0.00	0.000										

Batter	1	2	3	4	5	6	7	8	9	AB	R	H	RBI	BB	SO	LOB	BOTTOM										
18 Ben Zobrist, S (1.4) OBP: 0.500, SLG: 1.250										4	1	2	1	0	1	0	<p><b>Baltimore Orioles @ Tampa Bay Rays</b> Tropicana Field, St. Petersburg, FL Fri Apr 01 2011, 7:15 PM - 9:22 PM EDT Att: 34,078 - Dome - 72 F</p> <p>livebaseballscorecards.com</p>										
22 Johnny Damon, L (1.7)										4	0	0	0	0	1	1											
3 Evan Longoria, R (1.5)										4	0	0	0	0	1	0											
24 Manny Ramirez, R (1.10)										4	0	0	0	0	1	0											
24 Dan Johnson, L (1.3) OBP: 0.333, SLG: 0.667										3	0	1	0	0	0	0											
2 B.J. Upton, R (1.8) OBP: 0.333, SLG: 0.667										3	0	1	0	0	2	1											
20 Matt Joyce, L (1.9)										3	0	0	0	0	0	2											
15 Reid Brignac, L (1.6)										2	0	0	0	1	1	0											
28 John Jaso, L (1.2)										3	0	0	0	0	1	2											
<b>Inning Stats</b>	R: 0 E: 0 K: 0 S: 6	H: 0 LOB: 0 BB: 0 P: 6	R: 0 E: 0 K: 1 S: 15	H: 1 LOB: 1 BB: 0 P: 22	R: 0 E: 0 K: 2 S: 9	H: 0 LOB: 0 BB: 0 P: 12	R: 0 E: 0 K: 1 S: 9	H: 0 LOB: 0 BB: 0 P: 12	R: 0 E: 0 K: 1 S: 5	H: 0 LOB: 0 BB: 0 P: 9	R: 0 E: 0 K: 1 S: 8	H: 1 LOB: 1 BB: 0 P: 10	R: 0 E: 0 K: 0 S: 6	H: 0 LOB: 0 BB: 0 P: 8	R: 0 E: 0 K: 0 S: 9	H: 1 LOB: 1 BB: 1 P: 15		R: 1 E: 0 K: 2 S: 12	H: 1 LOB: 0 BB: 0 P: 15	1B: 1 2B: 2 3B: 0 HR: 1	SF: 0 SAC: 0 DP: 0 HBP: 0	WP: 0 PB: 0 SB: 0 CS: 2	PA: 31				
<b>PITCHER</b>	IP	WLS	BF	H	R	ER	SO	BB	IBB	HBP	BLK	WP	HR	S	P	ERA	WHIP										
46 Jeremy Guthrie, R (1.1) ERA:	8.0	W	27	3	0	0	6	1	0	0	0	0	0	67	94	0.00	0.500										
43 Jim Johnson, R (9.1) ERA: 9.0	1.0		4	1	1	1	2	0	0	0	0	0	1	12	15	9.00	1.000										

AB 31  
R 4  
H 5  
RBI 4  
BB 1  
SO 7  
LOB 5



AB 30  
R 1  
H 4  
RBI 1  
BB 1  
SO 8  
LOB 6





Batter	1	2	3	4	5	6	7	8	9	AB	R	H	RBI	BB	SO	LOB	TOP								
1 Brian Roberts, S OBP: 0.375, SLG: 1.000										4	1	2	3	0	1	0	<p>Baltimore Orioles @ Tampa Bay Rays</p> <p>Tropicana Field, St. Petersburg, FL</p> <p>Sat Apr 02 2011, 7:12 PM - 10:02 PM EDT</p> <p>Att: 22,164 - Dome - 72 F</p>								
21 Nick Markakis, L OBP: 0.250, SLG: 0.167										3	0	0	0	1	2	0									
25 Derrek Lee, R OBP: 0.250, SLG: 0.250										4	0	2	0	0	1	2									
27 Vladimir Guerrero, R OBP: 0.250, SLG: 0.250										4	0	1	1	0	0	1		4							
30 Luke Scott, L 18 Felix Pie, L										3	0	0	0	0	1	3									
10 Adam Jones, R										4	0	0	0	0	1	1									
12 Mark Reynolds, R 32 Matt Wieters, S										4	1	1	0	0	2	0									
2 J.J. Hardy, R										3	0	0	0	0	0	1									
Inning Stats	R: 0 E: 0 K: 2 S: 14	H: 1 LOB: 2 BB: 1 P: 22	R: 0 E: 0 K: 1 S: 7	H: 0 LOB: 0 BB: 0 P: 9	R: 0 E: 0 K: 2 S: 10	H: 0 LOB: 0 BB: 0 P: 15	R: 0 E: 0 K: 1 S: 7	H: 1 LOB: 0 BB: 0 P: 11	R: 0 E: 0 K: 1 S: 7	H: 0 LOB: 0 BB: 0 P: 9	R: 0 E: 0 K: 0 S: 10	H: 0 LOB: 0 BB: 0 P: 18	R: 0 E: 0 K: 0 S: 7	H: 1 LOB: 1 BB: 0 P: 8	R: 3 E: 0 K: 1 S: 15	H: 3 LOB: 1 BB: 1 P: 23	R: 0 E: 0 K: 1 S: 9	H: 0 LOB: 0 BB: 0 P: 12	1B: 5 2B: 0 3B: 0 HR: 1	SF: 0 SAC: 0 DP: 1 HBP: 0	WP: 0 PB: 0 CS: 0	PA: 34			
PITCHER	IP	WLS	BF	H	R	ER	SO	BB	IBB	HBP	BLK	WP	HR	S	P	ERA	WHIP								
33 James Shields, R ERA: 2.45	7.1	L	27	4	2	2	7	2	0	0	0	0	0	67	102	2.46	0.818								
57 Jake McGee, L ERA: 9.0	0.1		2	1	1	1	1	0	0	0	0	0	1	5	7	27.00	3.000								
43 Kyle Farnsworth, R ERA: 9.0	0.1		2	1	0	0	0	0	0	0	0	0	0	5	6	0.00	3.000								
62 Joel Peralta, R ERA: 9.0	1.0		3	0	0	0	1	0	0	0	0	0	0	9	12	0.00	0.000								

Batter	1	2	3	4	5	6	7	8	9	AB	R	H	RBI	BB	SO	LOB	BOTTOM								
18 Ben Zobrist, S OBP: 0.444, SLG: 0.714										3	0	0	0	2	0	2	<p>Baltimore Orioles @ Tampa Bay Rays</p> <p>Tropicana Field, St. Petersburg, FL</p> <p>Sat Apr 02 2011, 7:12 PM - 10:02 PM EDT</p> <p>Att: 22,164 - Dome - 72 F</p>								
22 Johnny Damon, L										4	0	0	0	0	2	3									
3 Evan Longoria, R 1 Sean Rodriguez, R 5 Sam Fuld, L										1	0	0	0	1	0	0									
24 Manny Ramirez, R										4	0	1	1	0	0	1									
24 Dan Johnson, L										4	0	0	0	0	0	2									
2 B.J. Upton, R										4	0	2	0	0	0	0									
20 Matt Joyce, L										2	0	0	0	2	0	1									
10 Kelly Shoppach, R 28 John Jaso, L										3	0	1	0	1	2	1									
15 Reid Brignac, L 9 Elliot Johnson, S										2	0	0	0	0	0	0									
Inning Stats	R: 0 E: 0 K: 1 S: 10	H: 0 LOB: 1 BB: 1 P: 21	R: 0 E: 0 K: 1 S: 14	H: 0 LOB: 1 BB: 1 P: 25	R: 0 E: 0 K: 0 S: 12	H: 0 LOB: 0 BB: 0 P: 15	R: 0 E: 0 K: 0 S: 4	H: 0 LOB: 0 BB: 0 P: 7	R: 0 E: 0 K: 1 S: 7	H: 0 LOB: 0 BB: 0 P: 12	R: 0 E: 0 K: 2 S: 11	H: 0 LOB: 1 BB: 1 P: 21	R: 0 E: 0 K: 0 S: 11	H: 2 LOB: 2 BB: 1 P: 18	R: 1 E: 0 K: 1 S: 12	H: 1 LOB: 2 BB: 2 P: 23	R: 0 E: 0 K: 1 S: 10	H: 1 LOB: 2 BB: 1 P: 17	1B: 4 2B: 0 3B: 0 HR: 0	SF: 0 SAC: 0 DP: 0 HBP: 0	WP: 0 PB: 0 CS: 0	PA: 37			
PITCHER	IP	WLS	BF	H	R	ER	SO	BB	IBB	HBP	BLK	WP	HR	S	P	ERA	WHIP								
24 Chris Tillman, R ERA: 0.00	6.0		21	0	0	0	5	3	0	0	0	0	0	58	10	0.00	0.500								
37 Jeremy Accardo, R ERA: 0.00	1.0	W	5	2	0	0	0	0	1	0	0	0	0	11	18	0.00	2.000								
51 Michael Gonzalez, L ERA: 0.00	0.1	H	3	0	1	1	0	2	0	0	0	0	0	5	15	27.00	6.000								
19 Koji Uehara, R ERA: 0.00	0.2	H	3	1	0	0	1	0	0	0	0	0	0	7	8	0.00	1.500								
63 Kevin Gregg, R ERA: 0.00	1.0	S	5	1	0	0	1	1	0	0	0	0	0	10	17	0.00	2.000								

AB 32  
R 3  
H 6  
RBI 3  
BB 2  
SO 9  
LOB 11

AB 30  
R 1  
H 4  
RBI 1  
SO 7  
LOB 15




Batter	1	2	3	4	5	6	7	8	9	AB	R	H	RBI	BB	SO	LOB	TOP	
1 Brian Roberts, S OBP: 0.308, SLG: 0.692										5	1	1	0	0	0	3		
21 Nick Markakis, L OBP: 0.333, SLG: 0.300										4	0	2	0	0	0	1		
25 Derrek Lee, R OBP: 0.250, SLG: 0.182										3	0	0	0	1	0	1		
27 Vladimir Guerrero, R OBP: 0.167, SLG: 0.167										4	0	0	0	0	2	3		
32 Matt Wieters, S OBP: 0.300, SLG: 0.300										4	1	2	1	0	1	0		
10 Adam Jones, R OBP: 0.167, SLG: 0.167										4	2	2	0	0	0	2		
12 Mark Reynolds, R OBP: 0.273, SLG: 0.455										4	1	2	2	0	0	0		
18 Felix Pie, L OBP: 0.200, SLG: 0.200										4	0	1	0	0	0	3		
2 J.J. Hardy, R OBP: 0.400, SLG: 0.500										4	0	1	2	0	2	2		
<b>Inning Stats</b>	R: 1 H: 2 E: 0 K: 1 S: 15	WLS: 2 BF: 24	H: 0 R: 1 ER: 0 SO: 8	H: 1 R: 0 ER: 0 SO: 12	H: 0 R: 0 ER: 0 SO: 12	H: 0 R: 0 ER: 0 SO: 12	H: 0 R: 0 ER: 0 SO: 6	H: 1 R: 0 ER: 0 SO: 9	H: 5 R: 3 ER: 0 SO: 24	H: 0 R: 0 ER: 0 SO: 12	H: 2 R: 1 ER: 0 SO: 27	1B: 8 2B: 3 3B: 0 HR: 0	SF: 0 SAC: 0 DP: 1 HBP: 0	WP: 0 PB: 0 SB: 1 CS: 0	PA: 37			
<b>PITCHER</b>	IP: 6.1 WLS: L BF: 27 H: 8 R: 4 ER: 4 SO: 3	IP: 0.2 WLS: 2 BF: 1 H: 1 R: 0 ER: 0 SO: 0	IP: 0.2 WLS: 1 BF: 3 H: 0 R: 0 ER: 0 SO: 0	IP: 0.2 WLS: 1 BF: 3 H: 0 R: 0 ER: 0 SO: 0	IP: 0.1 WLS: 1 BF: 1 H: 0 R: 0 ER: 0 SO: 0	IP: 0.1 WLS: 1 BF: 1 H: 0 R: 0 ER: 0 SO: 0	IP: 0.1 WLS: 1 BF: 1 H: 0 R: 0 ER: 0 SO: 0	IP: 0.1 WLS: 1 BF: 1 H: 0 R: 0 ER: 0 SO: 0	IP: 0.1 WLS: 1 BF: 1 H: 0 R: 0 ER: 0 SO: 0	IP: 0.1 WLS: 1 BF: 1 H: 0 R: 0 ER: 0 SO: 0	IP: 0.1 WLS: 1 BF: 1 H: 0 R: 0 ER: 0 SO: 0	IP: 0.1 WLS: 1 BF: 1 H: 0 R: 0 ER: 0 SO: 0	IP: 0.1 WLS: 1 BF: 1 H: 0 R: 0 ER: 0 SO: 0	IP: 0.1 WLS: 1 BF: 1 H: 0 R: 0 ER: 0 SO: 0	IP: 0.1 WLS: 1 BF: 1 H: 0 R: 0 ER: 0 SO: 0	IP: 0.1 WLS: 1 BF: 1 H: 0 R: 0 ER: 0 SO: 0	IP: 0.1 WLS: 1 BF: 1 H: 0 R: 0 ER: 0 SO: 0	IP: 0.1 WLS: 1 BF: 1 H: 0 R: 0 ER: 0 SO: 0

Baltimore Orioles @ Tampa Bay Rays  
Tropicana Field, St. Petersburg, FL  
Sun Apr 03 2011, 1:44 PM - 4:25 PM EDT  
Att: 17,408 - Dome - 72 F

livebaseballscorecards.com

AB	36
R	5
H	11
RBI	5
BB	1
SO	5
LOB	15




Batter	1	2	3	4	5	6	7	8	9	AB	R	H	RBI	BB	SO	LOB	BOTTOM	
2 B.J. Upton, R OBP: 0.364, SLG: 0.545										4	0	1	0	0	0	2		
9 Elliot Johnson, S OBP: 0.333, SLG: 0.200										4	0	1	1	0	1	1		
18 Ben Zobrist, S OBP: 0.462, SLG: 0.700										3	0	1	0	1	1	3		
24 Manny Ramirez, R OBP: 0.083, SLG: 0.083										4	0	0	0	0	0	2		
10 Kelly Shoppach, R OBP: 0.286, SLG: 0.167										3	0	0	0	0	1	1		
28 John Jaso, L (9, PH)										1	0	0	0	0	0	1		
1 Sean Rodriguez, R OBP: 0.250, SLG: 0.500										3	0	1	0	0	2	0		
45 Felipe Lopez, S (9, PH)										1	0	0	0	0	0	1		
24 Dan Johnson, L OBP: 0.091, SLG: 0.182										4	0	0	0	0	2	2		
20 Matt Joyce, L (1, 9)										2	1	0	0	1	2	0		
5 Sam Fuld, L (1, 7)										2	0	0	0	1	0	0		
<b>Inning Stats</b>	R: 0 H: 1 E: 0 K: 1 S: 11	WLS: 1 BF: 23	H: 0 R: 1 ER: 0 SO: 11	H: 0 R: 1 ER: 0 SO: 11	H: 1 R: 0 ER: 0 SO: 20	H: 0 R: 0 ER: 0 SO: 14	H: 0 R: 0 ER: 0 SO: 12	H: 0 R: 0 ER: 0 SO: 15	H: 1 R: 0 ER: 0 SO: 18	H: 0 R: 0 ER: 0 SO: 8	H: 0 R: 0 ER: 0 SO: 8	1B: 1 2B: 3 3B: 0 HR: 0	SF: 0 SAC: 0 DP: 0 HBP: 0	WP: 0 PB: 0 SB: 0 CS: 2	PA: 34			
<b>PITCHER</b>	IP: 6.0 WLS: H BF: 23 H: 3 R: 1 ER: 1 SO: 6	IP: 1.0 WLS: 3 BF: 3 H: 0 R: 0 ER: 0 SO: 3	IP: 1.0 WLS: 4 BF: 4 H: 1 R: 0 ER: 0 SO: 0	IP: 1.0 WLS: 4 BF: 4 H: 0 R: 0 ER: 0 SO: 0	IP: 1.0 WLS: 4 BF: 4 H: 0 R: 0 ER: 0 SO: 0	IP: 1.0 WLS: 4 BF: 4 H: 0 R: 0 ER: 0 SO: 0	IP: 1.0 WLS: 4 BF: 4 H: 0 R: 0 ER: 0 SO: 0	IP: 1.0 WLS: 4 BF: 4 H: 0 R: 0 ER: 0 SO: 0	IP: 1.0 WLS: 4 BF: 4 H: 0 R: 0 ER: 0 SO: 0	IP: 1.0 WLS: 4 BF: 4 H: 0 R: 0 ER: 0 SO: 0	IP: 1.0 WLS: 4 BF: 4 H: 0 R: 0 ER: 0 SO: 0	IP: 1.0 WLS: 4 BF: 4 H: 0 R: 0 ER: 0 SO: 0	IP: 1.0 WLS: 4 BF: 4 H: 0 R: 0 ER: 0 SO: 0	IP: 1.0 WLS: 4 BF: 4 H: 0 R: 0 ER: 0 SO: 0	IP: 1.0 WLS: 4 BF: 4 H: 0 R: 0 ER: 0 SO: 0	IP: 1.0 WLS: 4 BF: 4 H: 0 R: 0 ER: 0 SO: 0	IP: 1.0 WLS: 4 BF: 4 H: 0 R: 0 ER: 0 SO: 0	IP: 1.0 WLS: 4 BF: 4 H: 0 R: 0 ER: 0 SO: 0

Baltimore Orioles @ Tampa Bay Rays  
Tropicana Field, St. Petersburg, FL  
Sun Apr 03 2011, 1:44 PM - 4:25 PM EDT  
Att: 17,408 - Dome - 72 F

livebaseballscorecards.com

AB	31
R	1
H	4
RBI	1
BB	3
SO	9
LOB	13





Batter	1	2	3	4	5	6	7	8	9	AB	R	H	RBI	BB	SO	LOB	TOP			
13 Maicer Izturis, S OBP: 0.318, SLG: 0.500										5	0	1	0	0	1	1	<b>Los Angeles Angels @ Tampa Bay Rays</b> Tropicana Field, St. Petersburg, FL Tue Apr 05 2011, 6:43 PM - 9:27 PM EDT Att: 13,173 - Dome - 72 F			
47 Howie Kendrick, R OBP: 0.500, SLG: 1.000										2	2	2	0	2	0	0				
53 Bobby Abreu, L OBP: 0.520, SLG: 0.550										3	1	1	0	1	0	3				
48 Tori Hunter, R OBP: 0.320, SLG: 0.522										4	1	2	2	0	0	4				
10 Vernon Wells, R OBP: 0.208, SLG: 0.182										4	0	0	0	0	1	3				
6 Alberto Callespo, S OBP: 0.471, SLG: 0.750										4	0	1	2	0	0	1				
44 Mark Trumbo, R OBP: 0.176, SLG: 0.294										4	0	0	0	0	2	1				
16 Hank Conger, L OBP: 0.250, SLG: 1.000										4	1	1	1	0	1	0				
25 Peter Bourjos, R OBP: 0.300, SLG: 0.263										4	0	1	0	0	1	0				
<b>Inning Stats</b>	R: 3 E: 0 K: 2 S: 25	H: 4 LOB: 1 BB: 0 P: 35	R: 1 E: 0 K: 0 S: 10	H: 2 LOB: 2 BB: 1 P: 18	R: 0 E: 0 K: 0 S: 5	H: 0 LOB: 0 BB: 0 P: 6	R: 0 E: 0 K: 2 S: 9	H: 0 LOB: 0 BB: 0 P: 11	R: 1 E: 0 K: 0 S: 8	H: 2 LOB: 1 BB: 0 P: 14	R: 0 E: 0 K: 0 S: 6	H: 0 LOB: 0 BB: 0 P: 6	R: 0 E: 0 K: 1 S: 8	H: 0 LOB: 0 BB: 0 P: 10	R: 0 E: 0 K: 1 S: 7	H: 0 LOB: 0 BB: 0 P: 8		1B: 7 2B: 0 3B: 1 HR: 1	SF: 0 SAC: 0 DP: 1 HBP: 0	WP: 0 PB: 0 SB: 4 CS: 0
<b>PITCHER</b>	IP WLS BF H R ER SO BB IBB HBP BLK WP HR S P ERA WHIP																			
34 Jeff Niemann, R ERA: 7.5	(1, 1)	6.0 L 28 9 5 5 4 1 0 0 0 0 0 1 64 91 7.50 1.667																		
37 Juan Cruz, R ERA:	(7, 1)	1.0 3 0 0 0 0 0 1 1 0 0 0 0 0 4 14 0.00 1.000																		
43 Kyle Farnsworth, R ERA:	(8, 1)	1.0 3 0 0 0 1 0 0 0 0 0 0 0 0 8 10 0.00 0.000																		
62 Joel Peralta, R ERA:	(9, 1)	1.0 3 0 0 0 1 0 0 0 0 0 0 0 0 7 8 0.00 0.000																		

Batter	1	2	3	4	5	6	7	8	9	AB	R	H	RBI	BB	SO	LOB	BOTTOM			
28 John Jaso, L OBP: 0.333, SLG: 0.333										3	0	0	0	0	0	2	<b>Los Angeles Angels @ Tampa Bay Rays</b> Tropicana Field, St. Petersburg, FL Tue Apr 05 2011, 6:43 PM - 9:27 PM EDT Att: 13,173 - Dome - 72 F			
22 Johnny Damon, L OBP: 0.167, SLG: 0.091										3	0	1	0	1	3					
10 Kelly Shoppach, R OBP: 0.286, SLG: 0.167										0	0	0	0	0	0					
18 Ben Zobrist, S OBP: 0.412, SLG: 0.538										3	1	0	0	1	2					
24 Manny Ramirez, R OBP: 0.063, SLG: 0.063										4	0	0	0	0	3					
24 Dan Johnson, L OBP: 0.067, SLG: 0.133										4	0	0	0	0	2					
2 B.J. Upton, R OBP: 0.333, SLG: 0.667										4	1	1	2	0	1					
20 Matt Joyce, L OBP: 0.286, SLG: 0.182										4	0	1	0	0	0					
1 Sean Rodriguez, R OBP: 0.375, SLG: 0.857										3	1	1	1	1	0					
15 Reid Brignac, L ERA: 0.69										1	0	0	0	1	0					
9 Elliot Johnson, S OBP: 0.375, SLG: 0.167										1	0	0	0	1	0					
<b>Inning Stats</b>	R: 0 E: 0 K: 1 S: 12	H: 1 LOB: 1 BB: 0 P: 20	R: 0 E: 0 K: 0 S: 7	H: 0 LOB: 0 BB: 0 P: 11	R: 1 E: 0 K: 1 S: 12	H: 1 LOB: 0 BB: 0 P: 19	R: 0 E: 0 K: 1 S: 7	H: 0 LOB: 0 BB: 0 P: 8	R: 0 E: 0 K: 2 S: 13	H: 0 LOB: 1 BB: 1 P: 23	R: 0 E: 0 K: 0 S: 11	H: 2 LOB: 3 BB: 1 P: 21	R: 2 E: 0 K: 0 S: 12	H: 1 LOB: 0 BB: 1 P: 24	R: 0 E: 0 K: 1 S: 10	H: 0 LOB: 0 BB: 0 P: 13	1B: 2 2B: 1 3B: 0 HR: 2	SF: 0 SAC: 0 DP: 0 HBP: 0	WP: 1 PB: 0 SB: 1 CS: 0	PA: 37
<b>PITCHER</b>	IP WLS BF H R ER SO BB IBB HBP BLK WP HR S P ERA WHIP																			
36 Jared Weaver, R ERA: 10.13	(1, 1)	6.2 W 26 3 1 1 6 3 0 0 0 0 0 1 66 112 1.35 0.900																		
21 Hisanori Takahashi, L ERA: 10.13	(7, 1)	0.1 4 1 1 1 0 2 0 0 0 0 0 0 8 18 27.00 9.000																		
58 Michael Kohn, R ERA: 9.0	(8, 1)	1.0 4 1 1 1 0 0 0 0 0 0 0 1 10 18 9.00 1.000																		
51 Jordan Walden, R ERA:	(9, 1)	1.0 S 3 0 0 0 1 0 0 0 0 0 0 0 10 13 0.00 0.000																		







Batter	1	2	3	4	5	6	7	8	9	AB	R	H	RBI	BB	SO	LOB	TOP			
5 Sam Fuld, L (1,7) OBP: 0.455, SLG: 0.444										3	0	1	0	1	1	1	<b>Tampa Bay Rays @ Chicago White Sox</b> U.S. Cellular Field, Chicago, IL Thu Apr 07 2011, 2:11 PM - 4:41 PM EDT Att: 38,579 - Overcast - 39 F			
22 Johnny Damon, L (1,10) OBP: 0.100, SLG: 0.053										4	0	0	0	0	2	3				
18 Ben Zobrist, S (1,4) OBP: 0.320, SLG: 0.381										4	0	1	0	0	2	1				
24 Dan Johnson, L (1,3) OBP: 0.043, SLG: 0.087										4	0	0	0	0	1	2				
2 B.J. Upton, R (1,8) OBP: 0.364, SLG: 0.727										4	0	2	0	0	0	0				
20 Matt Joyce, L (1,9) OBP: 0.190, SLG: 0.111										4	0	0	0	0	3	2				
1 Sean Rodriguez, R (1,5) 45 Felipe Lopez, S (8,PH) OBP: 0.286, SLG: 0.429										2	0	0	0	0	2	0		AB 32 R 1 H 6 RBI 1 BB 1 SO 14 LOB 10		
10 Kelly Shoppach, R (1,2) 28 John Jaso, L (8,PH)										2	0	0	0	0	2	0				
15 Reid Brignac, L (1,6) OBP: 0.308, SLG: 0.182										3	0	1	1	0	1	0				
<b>Inning Stats</b>	R: 0 E: 0 K: 2 S: 11	H: 1 LOB: 1 BB: 0 P: 17	R: 0 E: 0 K: 2 S: 9	H: 0 LOB: 0 BB: 0 P: 13	R: 0 E: 0 K: 2 S: 8	H: 0 LOB: 1 BB: 1 P: 17	R: 0 E: 0 K: 2 S: 10	H: 0 LOB: 0 BB: 0 P: 14	R: 0 E: 0 K: 1 S: 9	H: 0 LOB: 0 BB: 0 P: 12	R: 0 E: 0 K: 1 S: 8	H: 1 LOB: 1 BB: 0 P: 8	R: 1 E: 0 K: 1 S: 14	H: 2 LOB: 1 BB: 0 P: 24	R: 0 E: 0 K: 1 S: 7	H: 2 LOB: 1 BB: 0 P: 10			1B: 5 2B: 1 3B: 0 HR: 0	SF: 0 SAC: 0 DP: 1 HBP: 0
<b>PITCHER</b>	IP WLS BF H R ER SO BB IBB HBP BLK WP HR S P ERA WHIP	8.0 W 29 4 1 1 13 1 0 0 0 0 0 78 119 1.12 0.625	1.0 4 2 0 0 1 0 0 0 0 1 0 7 10 0.00 2.000																	

Batter	1	2	3	4	5	6	7	8	9	AB	R	H	RBI	BB	SO	LOB	BOTTOM			
1 Juan Pierre, L (1,7) OBP: 0.367, SLG: 0.464										5	1	3	1	0	0	1	<b>Tampa Bay Rays @ Chicago White Sox</b> U.S. Cellular Field, Chicago, IL Thu Apr 07 2011, 2:11 PM - 4:41 PM EDT Att: 38,579 - Overcast - 39 F			
15 Gordon Beckham, R (1,4) OBP: 0.419, SLG: 0.345									4	1	0	0	0	0	4					
51 Alex Rios, R (1,8) OBP: 0.267, SLG: 0.286									4	1	2	2	0	0	0					
14 Paul Konerko, R (1,3) OBP: 0.414, SLG: 0.480									4	0	2	1	0	0	1					
20 Carlos Quentin, R (1,10) OBP: 0.519, SLG: 0.917									2	0	0	0	1	1	1					
10 Alexei Ramirez, R (1,6) OBP: 0.321, SLG: 0.407									4	1	2	0	0	2	3					
12 A.J. Pierzynski, L (1,2) OBP: 0.292, SLG: 0.304									4	0	0	0	0	0	6					
22 Brent Morel, R (1,5) OBP: 0.292, SLG: 0.333									4	0	1	0	0	0	1					
18 Brent Lillibridge, R (1,9) OBP: 0.333, SLG: 0.333									3	1	2	1	0	0	0					
<b>Inning Stats</b>	R: 2 E: 0 K: 1 S: 16	H: 2 LOB: 2 BB: 1 P: 24	R: 0 E: 0 K: 0 S: 6	H: 0 LOB: 0 BB: 0 P: 7	R: 1 E: 0 K: 0 S: 16	H: 3 LOB: 2 BB: 0 P: 25	R: 0 E: 0 K: 0 S: 9	H: 1 LOB: 1 BB: 0 P: 15	R: 0 E: 0 K: 0 S: 10	H: 2 LOB: 2 BB: 0 P: 12	R: 0 E: 0 K: 0 S: 10	H: 0 LOB: 0 BB: 0 P: 14	R: 0 E: 0 K: 1 S: 6	H: 0 LOB: 0 BB: 0 P: 9	R: 2 E: 0 K: 0 S: 13	H: 3 LOB: 1 BB: 0 P: 21		1B: 10 2B: 2 3B: 0 HR: 0	SF: 0 SAC: 1 DP: 1 HBP: 2	WP: 0 PB: 0 SB: 4 CS: 0
<b>PITCHER</b>	IP WLS BF H R ER SO BB IBB HBP BLK WP HR S P ERA WHIP	6.0 L 29 3 3 3 3 1 0 0 0 0 0 9 14 9.00 1.000	1.0 4 1 1 1 1 0 0 0 0 0 0 10 16 9.00 2.000																	

livebaseballscorecards.com

livebaseballscorecards.com



Batter	1	2	3	4	5	6	7	8	9	AB	R	H	RBI	BB	SO	LOB	TOP									
5 Sam Fuld, L OBP: 0.375, SLG: 0.308 (1, 7)										4	1	0	0	1	0	0	<b>Tampa Bay Rays @ Chicago White Sox</b> U.S. Cellular Field, Chicago, IL Fri Apr 08 2011, 8:10 PM - 11:31 PM EDT Att: 20,199 - Cloudy - 44 F									
22 Johnny Damon, L OBP: 0.120, SLG: 0.208 (1, 10)										5	2	1	2	0	0	3										
2 B.J. Upton, R OBP: 0.407, SLG: 0.680 (1, 8)										3	3	1	1	2	1	2										
24 Dan Johnson, L OBP: 0.107, SLG: 0.250 (8, 5)										5	1	2	3	0	0	3										
43 Kyle Farnsworth, R (9, 1)										0	0	0	0	0	0	0										
1 Sean Rodriguez, R OBP: 0.385, SLG: 0.833 11 Casey Kotchman, L (8, PH) (8, 3)										3	0	2	2	0	1	0										
10 Kelly Shoppach, R OBP: 0.290, SLG: 0.182 28 John Jaso, L OBP: 0.077, SLG: 0.077 (7, 2)										3	0	1	0	0	1	3										
18 Ben Zobrist, S OBP: 0.267, SLG: 0.308 (1, 4)										5	0	0	0	0	2	4										
20 Matt Joyce, L OBP: 0.208, SLG: 0.100 9 Elliott Johnson, S OBP: 0.444, SLG: 0.286 (9, PH) (9, 6)										2	1	0	0	1	1	0										
15 Reid Brignac, L OBP: 0.313, SLG: 0.214 45 Felipe Lopez, S OBP: 0.250, SLG: 0.375 (9, PH) (9, 5)										3	0	1	0	0	0	0										
Inning Stats	R: 0 E: 0 K: 0 S: 8	H: 0 LOB: 0 BB: 0 P: 8	R: 0 E: 0 K: 1 S: 10	H: 1 LOB: 1 BB: 0 P: 16	R: 0 E: 0 K: 0 S: 7	H: 0 LOB: 0 BB: 0 P: 8	R: 1 E: 0 K: 0 S: 12	H: 1 LOB: 1 BB: 1 P: 20	R: 0 E: 0 K: 2 S: 12	H: 0 LOB: 0 BB: 0 P: 18	R: 2 E: 0 K: 2 S: 14	H: 3 LOB: 2 BB: 2 P: 23	R: 1 E: 0 K: 1 S: 13	H: 1 LOB: 2 BB: 2 P: 28	R: 0 E: 0 K: 0 S: 8	H: 0 LOB: 0 BB: 0 P: 12		R: 5 E: 0 K: 1 S: 24	H: 4 LOB: 1 BB: 0 P: 35	1B: 7 2B: 0 3B: 1 HR: 2	SF: 0 SAC: 0 DP: 0 HBP: 0	WP: 0 PB: 0 SB: 1 CS: 0	PA: 43			
PITCHER	IP	WLS	BF	H	R	ER	SO	BB	IBB	HBP	BLK	WP	HR	S	P	ERA		WHIP								
50 John Danks, L ERA: 4.5 (1, 1)	6.0		28	6	4	4	5	4	0	0	0	0	1	67	105	6.00		1.667								
26 Jesse Crain, R ERA: 2.08 (7, 1)	2.0	H	6	0	0	0	1	0	0	0	0	0	0	17	28	0.00	0.000									
37 Matt Thornton, L ERA: 2.7 (9, 1)	0.2	L	8	4	5	0	1	0	0	0	0	0	1	23	33	0.00	6.000									
77 Will Ohman, L ERA: 16.2 (9, 1)	0.1		1	0	0	0	0	0	0	0	0	0	0	1	2	0.00	0.000									

Batter	1	2	3	4	5	6	7	8	9	AB	R	H	RBI	BB	SO	LOB	BOTTOM									
1 Juan Pierre, L OBP: 0.324, SLG: 0.406 (1, 7)										4	0	0	0	0	0	0	<b>Tampa Bay Rays @ Chicago White Sox</b> U.S. Cellular Field, Chicago, IL Fri Apr 08 2011, 8:10 PM - 11:31 PM EDT Att: 20,199 - Cloudy - 44 F									
15 Gordon Beckham, R OBP: 0.444, SLG: 0.545 (1, 4)										5	2	3	1	0	0	2										
51 Alex Rios, R OBP: 0.257, SLG: 0.303 (1, 8)										5	1	1	1	0	0	2										
14 Paul Konerko, R OBP: 0.455, SLG: 0.500 (1, 3)										3	0	2	1	1	0	1										
20 Carlos Quentin, R OBP: 0.484, SLG: 0.857 18 Brent Lillibridge, R OBP: 0.333, SLG: 0.533 (1, 9) (8, PH) (9, 9)										4	0	1	0	0	0	2										
12 A.J. Pierzynski, L OBP: 0.250, SLG: 0.259 (1, 2)										4	0	0	0	0	0	2										
10 Alexei Ramirez, R OBP: 0.344, SLG: 0.500 (1, 6)										3	2	1	1	1	0	0										
23 Mark Teahen, L OBP: 0.556, SLG: 0.875 (1, 10)										4	1	3	3	0	0	0										
22 Brent Morel, R OBP: 0.286, SLG: 0.296 (1, 5)										3	0	0	0	0	0	3										
Inning Stats	R: 1 E: 0 K: 0 S: 7	H: 1 LOB: 1 BB: 1 P: 15	R: 0 E: 0 K: 0 S: 12	H: 1 LOB: 0 BB: 0 P: 17	R: 2 E: 0 K: 0 S: 18	H: 3 LOB: 1 BB: 0 P: 28	R: 1 E: 0 K: 0 S: 9	H: 1 LOB: 0 BB: 0 P: 14	R: 0 E: 0 K: 0 S: 6	H: 1 LOB: 0 BB: 0 P: 9	R: 1 E: 0 K: 0 S: 8	H: 1 LOB: 1 BB: 0 P: 11	R: 0 E: 1 K: 0 S: 12	H: 0 LOB: 1 BB: 0 P: 16	R: 2 E: 0 K: 0 S: 12	H: 3 LOB: 2 BB: 1 P: 24		R: 0 E: 0 K: 0 S: 7	H: 0 LOB: 0 BB: 0 P: 9	1B: 4 2B: 5 3B: 0 HR: 3	SF: 0 SAC: 1 DP: 1 HBP: 1	WP: 0 PB: 0 SB: 2 CS: 0	PA: 39			
PITCHER	IP	WLS	BF	H	R	ER	SO	BB	IBB	HBP	BLK	WP	HR	S	P	ERA		WHIP								
33 James Shields, R ERA: 4.73 (1, 1)	6.0		28	8	5	5	0	1	0	0	0	0	0	13	18	7.50		1.500								
62 Joel Peralta, R ERA: 2.25 (7, 1)	1.1		4	2	1	1	0	0	0	0	0	0	0	7	16	27.00		3.000								
27 Cesar Ramos, L ERA: 3.86 (8, 1)	0.1	W	1	0	0	0	0	0	0	0	0	0	0	2	2	0.00	0.000									
36 Adam Russell, R ERA: 3.86 (8, 1)	0.1	S	3	0	0	0	0	0	0	0	0	0	0	7	9	0.00	0.000									

**AB 39**  
**R 9**  
**H 10**  
**RBI 8**  
**BB 4**  
**SO 7**  
**LOB 16**

**AB 35**  
**R 7**  
**H 11**  
**RBI 7**  
**BB 2**  
**SO 0**  
**LOB 12**




Batter	1	2	3	4	5	6	7	8	9	AB	R	H	RBI	BB	SO	LOB	TOP			
5 Sam Fuld, L (1,9) OBP: 0.333, SLG: 0.278	L9		K		1B		FC6		P4	5	0	1	0	0	1	2				
22 Johnny Damon, L (1,7) OBP: 0.138, SLG: 0.214	G4-3		1B		1B				P4	4	0	1	0	0	1	1				
2 B.J. Upton, R (1,8) OBP: 0.387, SLG: 0.607	P4		1B		1B				K	3	0	0	0	1	2	1				
24 Dan Johnson, L (1,10) OBP: 0.156, SLG: 0.233		BB	G4-3				G4-3		18 FC6 BB	2	1	0	0	2	0	2				
18 Ben Zobrist, S (1,4) OBP: 0.265, SLG: 0.333		2B			K		G3-1		FC6	4	0	1	1	0	1	1				
45 Felipe Lopez, S (1,5) OBP: 0.250, SLG: 0.583	F7				G3		G3-4-1		HR	4	1	1	1	0	0	1				
9 Elliot Johnson, S (1,6) OBP: 0.385, SLG: 0.364	F7				2B				K	4	0	1	0	0	2	1				
11 Casey Kotchman, L (1,3) 1 Sean Rodriguez, R (9,PH) OBP: 0.357, SLG: 0.769	F7				F7		G4-3		G5-3	3	0	0	0	0	0	2				
2B John Jaso, L (1,2) 10 Kelly Shoppach, R (9,PH) OBP: 0.308, SLG: 0.250			G1-3				G3-1		5 FC6 BB	2	0	0	0	1	0	0				
									1B	1	0	1	0	0	0	0				
<b>Inning Stats</b>	R: 0 E: 0 K: 0 S: 6	H: 0 LOB: 0 BB: 0 P: 6	R: 1 E: 0 K: 0 S: 13	H: 1 LOB: 1 BB: 1 P: 20	R: 0 E: 0 K: 1 S: 13	H: 1 LOB: 2 BB: 1 P: 21	R: 0 E: 0 K: 1 S: 11	H: 1 LOB: 1 BB: 0 P: 16	R: 0 E: 0 K: 2 S: 10	H: 0 LOB: 0 BB: 0 P: 12	R: 0 E: 0 K: 1 S: 11	H: 0 LOB: 1 BB: 1 P: 19	R: 0 E: 0 K: 1 S: 6	H: 0 LOB: 1 BB: 1 P: 12	R: 1 E: 0 K: 1 S: 8	H: 2 LOB: 1 BB: 0 P: 13	1B: 3 2B: 2 3B: 0 HR: 1	SF: 0 SAC: 0 DP: 0 HBP: 0	WP: 0 PB: 0 SB: 1 CS: 0	PA: 37
<b>PITCHER</b>	IP WLS BF H R ER SO BB IBB HBP BLK WP HR S P ERA WHIP																			
41 Philip Humber, R (1,1) ERA: 3.38	6.0 W 24 4 1 1 4 2 0 0 0 0 0 0 59 85 1.50 1.000																			
77 Will Ohman, L (7,1) ERA: 12.46	1.0 H 4 0 0 0 1 1 0 0 0 0 0 0 11 19 0.00 1.000																			
46 Sergio Santos, R (8,1) ERA:	1.0 H 4 0 0 0 1 1 0 0 0 0 0 0 6 12 0.00 1.000																			
49 Chris Sale, L (9,1) ERA: 5.06	1.0 S 5 2 1 1 1 0 0 0 0 0 0 1 8 13 9.00 2.000																			

**Tampa Bay Rays @ Chicago White Sox**  
U.S. Cellular Field, Chicago, IL  
Sat Apr 09 2011, 4:11 PM - 6:53 PM EDT  
Att: 26,378 - Partly Cloudy - 56 F

livebaseballscorecards.com

AB 33  
R 2  
H 6  
RBI 2  
BB 4  
SO 7  
LOB 11




Batter	1	2	3	4	5	6	7	8	9	AB	R	H	RBI	BB	SO	LOB	BOTTOM			
1 Juan Pierre, L (1,7) OBP: 0.289, SLG: 0.361	G6-3		SH1-3		F9		P3		G6-3	4	0	0	0	0	3					
15 Gordon Beckham, R (1,4) OBP: 0.415, SLG: 0.514	K		SF8		G6-3		51 WP 14 FC5-2 51 S		G1-3	4	0	1	1	0	1	0				
51 Alex Rios, R (1,8) OBP: 0.256, SLG: 0.278	L7		G1-3		G6-3		14 FC5-2 12 2B BB			3	1	0	0	1	0	0				
14 Paul Konerko, R (1,3) OBP: 0.432, SLG: 0.500	P6				23 BB 22 1B		FC5-2 20 BB			4	2	1	0	0	0	2				
20 Carlos Quentin, R (1,9) OBP: 0.486, SLG: 0.800	10 BB				K		12 2B			2	0	0	0	1	1	1				
12 A.J. Pierzynski, L (1,2) OBP: 0.313, SLG: 0.333	L9				22 1B 23 BB		1B			3	0	2	2	1	0	1				
10 Alexei Ramirez, R (1,6) OBP: 0.361, SLG: 0.469					L7		F7			2	0	0	0	2	0	3				
23 Mark Teahen, L (1,10) OBP: 0.538, SLG: 0.818							F9			3	0	1	0	1	1	5				
22 Brent Morel, R (1,5) OBP: 0.313, SLG: 0.355			SH1-3 15 SF8				K		G6-3	4	1	2	1	0	1	2				
<b>Inning Stats</b>	R: 0 E: 0 K: 1 S: 7	H: 0 LOB: 0 BB: 0 P: 13	R: 0 E: 0 K: 1 S: 9	H: 0 LOB: 1 BB: 1 P: 20	R: 1 E: 0 K: 0 S: 11	H: 1 LOB: 0 BB: 0 P: 14	R: 0 E: 0 K: 1 S: 14	H: 2 LOB: 3 BB: 2 P: 27	R: 0 E: 0 K: 0 S: 5	H: 0 LOB: 0 BB: 0 P: 9	R: 0 E: 0 K: 1 S: 11	H: 2 LOB: 2 BB: 0 P: 20	R: 2 E: 0 K: 0 S: 19	H: 2 LOB: 3 BB: 3 P: 36	R: 0 E: 0 K: 0 S: 6	H: 0 LOB: 0 BB: 0 P: 9	1B: 3 2B: 4 3B: 0 HR: 0	SF: 1 SAC: 1 DP: 0 HBP: 1	WP: 1 PB: 0 SB: 2 CS: 0	PA: 38
<b>PITCHER</b>	IP WLS BF H R ER SO BB IBB HBP BLK WP HR S P ERA WHIP																			
40 Wade Davis, R (1,1) ERA: 4.38	6.0 L 27 5 2 2 4 3 0 0 0 0 1 0 57 103 3.00 1.333																			
37 Juan Cruz, R (7,1) ERA: 7.36	0.2 4 1 2 2 0 1 0 0 0 0 1 0 14 21 27.00 3.000																			
57 Jake McGee, L (7,1) ERA: 6.75	0.1 4 1 0 0 0 2 0 0 0 0 0 0 5 15 0.00 9.000																			
36 Adam Russell, R (8,1) ERA: 2.7	1.0 3 0 0 0 0 0 0 0 0 0 0 0 6 9 0.00 0.000																			

**Tampa Bay Rays @ Chicago White Sox**  
U.S. Cellular Field, Chicago, IL  
Sat Apr 09 2011, 4:11 PM - 6:53 PM EDT  
Att: 26,378 - Partly Cloudy - 56 F

livebaseballscorecards.com

AB 29  
R 4  
H 7  
RBI 4  
BB 6  
SO 4  
LOB 17





Batter	1	2	3	4	5	6	7	8	9	AB	R	H	RBI	BB	SO	LOB	TOP								
5 Sam Fuld, L OBP: 0.320, SLG: 0.318 (1, 7)	G4-3		F8			2B		G3-1		4	1	1	0	0	0	0	<b>Tampa Bay Rays @ Chicago White Sox</b> U.S. Cellular Field, Chicago, IL Sun Apr 10 2011, 2:10 PM - 4:19 PM EDT Att: 23,436 - Sunny - 83 F								
22 Johnny Damon, L OBP: 0.192, SLG: 0.219 (1, 10)	G6-3		P3			1B		K		4	0	1	0	0	1	0									
2 B.J. Upton, R OBP: 0.371, SLG: 0.548 (1, 8)	BB					F9		L9		3	0	0	0	1	1	2									
24 Dan Johnson, L OBP: 0.139, SLG: 0.206 (1, 3)	G3					G3-4-1		G4-3		4	0	0	0	0	1	2									
18 Ben Zobrist, S OBP: 0.237, SLG: 0.294 (1, 4)	G3					K		G3		4	0	0	0	0	1	0									
20 Matt Joyce, L OBP: 0.295, SLG: 0.217 (1, 9)	G6-3					G4-3		1B		3	0	2	0	0	0	0									
1 Sean Rodriguez, R OBP: 0.294, SLG: 0.625 (1, 5)	G6-3					F9		G3		3	0	0	0	0	0	2									
10 Kelly Shoppach, R OBP: 0.250, SLG: 0.200 (1, 2)	K					K		K		3	0	0	0	0	3	2									
15 Reid Brignac, L OBP: 0.176, SLG: 0.176 (1, 6)	K					G3		F8		3	0	0	0	0	1	0									
<b>Inning Stats</b>	R: 0 E: 0 K: 0 S: 6	H: 0 LOB: 1 BB: 1 P: 10	R: 0 E: 0 K: 1 S: 10	H: 1 LOB: 1 BB: 0 P: 18	R: 0 E: 0 K: 1 S: 7	H: 0 LOB: 0 BB: 0 P: 9	R: 0 E: 0 K: 3 S: 10	H: 0 LOB: 0 BB: 0 P: 15	R: 0 E: 0 K: 1 S: 7	H: 0 LOB: 0 BB: 0 P: 11	R: 1 E: 1 K: 0 S: 9	H: 2 LOB: 1 BB: 0 P: 13	R: 0 E: 0 K: 1 S: 8	H: 1 LOB: 1 BB: 0 P: 12	R: 0 E: 0 K: 1 S: 7	H: 0 LOB: 0 BB: 0 P: 8		R: 0 E: 0 K: 0 S: 4	H: 0 LOB: 0 BB: 0 P: 4	1B: 2 2B: 2 HR: 0	SF: 0 SAC: 0 DP: 0 HBP: 0	WP: 0 PB: 0 SB: 1 CS: 0	PA: 32		
<b>PITCHER</b>	IP	WLS	BF	H	R	ER	SO	BB	IBB	HBP	BLK	WP	HR	S	P	ERA	WHIP								
34 Gavin Floyd, R ERA: 2.4 (1, 1)	8.0	W	29	4	1	0	8	1	0	0	0	0	0	64	96	0.00	0.625								
57 Ramon Pena, R ERA: 11.57 (9, 1)	1.0		3	0	0	0	0	0	0	0	0	0	0	4	4	0.00	0.000								

Batter	1	2	3	4	5	6	7	8	9	AB	R	H	RBI	BB	SO	LOB	BOTTOM									
1 Juan Pierre, L OBP: 0.286, SLG: 0.350 (1, 7)	F9		G4-3			K				4	0	1	1	0	1	0	<b>Tampa Bay Rays @ Chicago White Sox</b> U.S. Cellular Field, Chicago, IL Sun Apr 10 2011, 2:10 PM - 4:19 PM EDT Att: 23,436 - Sunny - 83 F									
15 Gordon Beckham, R OBP: 0.400, SLG: 0.554 (1, 4)	HR		K			K				4	1	1	1	0	2	0										
51 Alex Rios, R OBP: 0.279, SLG: 0.282 (1, 8)	G1-3		BB			L9				3	1	1	0	1	0	0										
14 Paul Konerko, R OBP: 0.463, SLG: 0.686 (1, 3)	HR		BB			F8				3	2	2	2	1	0	0										
20 Carlos Quentin, R OBP: 0.436, SLG: 0.706 (1, 9)	L9		L7			F7		G4-3		4	0	0	0	0	0	2										
12 A.J. Pierzynski, L OBP: 0.306, SLG: 0.324 (1, 2)	G4-3		1B			P4		G4-3		4	0	1	1	0	0	0										
11 Omar Vizquel, S OBP: 0.333, SLG: 0.333 (1, 6)	G4-3		F9			F8				3	0	0	0	0	0	2										
23 Mark Teahen, L OBP: 0.500, SLG: 0.714 (1, 10)	E7		G3			1B				3	1	1	0	0	0	0										
22 Brent Morel, R OBP: 0.314, SLG: 0.382 (1, 5)	1B		L9			G4-3				3	1	1	1	0	0	1										
<b>Inning Stats</b>	R: 2 E: 0 K: 0 S: 9	H: 2 LOB: 0 BB: 0 P: 10	R: 2 E: 1 K: 0 S: 11	H: 2 LOB: 0 BB: 0 P: 17	R: 1 E: 1 K: 1 S: 11	H: 1 LOB: 2 BB: 2 P: 21	R: 0 E: 0 K: 0 S: 5	H: 0 LOB: 0 BB: 0 P: 8	R: 1 E: 0 K: 0 S: 7	H: 2 LOB: 0 BB: 0 P: 12	R: 0 E: 0 K: 0 S: 12	H: 1 LOB: 1 BB: 0 P: 15	R: 0 E: 0 K: 2 S: 10	H: 0 LOB: 0 BB: 0 P: 15	R: 0 E: 0 K: 0 S: 7	H: 0 LOB: 0 BB: 0 P: 7		1B: 4 2B: 1 3B: 0 HR: 3	SF: 0 SAC: 0 DP: 0 HBP: 0	WP: 0 PB: 0 SB: 0 CS: 2	PA: 34					
<b>PITCHER</b>	IP	WLS	BF	H	R	ER	SO	BB	IBB	HBP	BLK	WP	HR	S	P	ERA	WHIP									
34 Jeff Niemann, R ERA: 8.91 (1, 1)	2.2	L	15	5	5	3	1	2	0	0	0	0	0	2	29	46	10.12	2.625								
21 Andy Sonnanstine, R ERA: 2.7 (3, 1)	5.1		18	3	1	1	2	0	0	0	0	0	1	43	59	1.69	0.562									

AB	31
R	1
H	4
RBI	0
BB	1
SO	8
LOB	8

AB	31
R	6
H	8
RBI	6
BB	2
SO	3
LOB	5











Batter	1	2	3	4	5	6	7	8	9	10	AB	R	H	RBI	BB	SO	LOB	TOP						
2 Denard Span, L OBP: 0.358, SLG: 0.420	G3		G6-3		2B	P5			F8		5	0	1	0	0	0	3	<b>Minnesota Twins @ Tampa Bay Rays</b> Tropicana Field, St. Petersburg, FL Thu Apr 14 2011, 6:43 PM - 9:42 PM EDT Att. 10,042 - Dome - 72 F						
5 Michael Cuddyer, R OBP: 0.289, SLG: 0.244	K		2B		P3		G6-3		G5-3		5	0	1	0	0	1	1							
33 Justin Morneau, L OBP: 0.271, SLG: 0.348	1B		K				F8		G6-3		5	1	2	0	0	1	1							
25 Jim Thome, L OBP: 0.300, SLG: 0.407	G3-1				G3-1		1B		K		5	1	2	0	0	1	1							
21 Delmon Young, R OBP: 0.234, SLG: 0.250	F9				BB		SF7		G3-1		3	0	0	1	1	0	1							
16 Jason Kubel, L OBP: 0.333, SLG: 0.409	F9				F8		2B				4	0	1	0	0	0	1							
20 Matt Tolbert, S OBP: 0.364, SLG: 0.455							1B		1B		1	1	1	0	0	0	0							
22 Danny Valencia, R OBP: 0.333, SLG: 0.310	E6						1B		1B		4	0	3	1	1	1	1							
41 Drew Butera, R OBP: 0.154, SLG: 0.154	G6-3				G5-3		1B		G3		5	0	1	1	0	0	3							
12 Alexi Casilla, S OBP: 0.160, SLG: 0.208					K		L3		K		3	0	0	0	0	1	3							
38 Luke Hughes, R OBP: 0.250, SLG: 0.250											1	0	0	0	0	1	1							
<b>Inning Stats</b>	R: 0 E: 0 K: 1 S: 14	H: 1 LOB: 1 BB: 0 P: 20	R: 0 E: 1 K: 0 S: 9	H: 1 LOB: 1 BB: 0 P: 16	R: 0 E: 0 K: 1 S: 8	H: 1 LOB: 1 BB: 0 P: 10	R: 0 E: 0 K: 1 S: 8	H: 0 LOB: 1 BB: 1 P: 16	R: 0 E: 0 K: 1 S: 13	H: 1 LOB: 1 BB: 0 P: 18	R: 2 E: 0 K: 0 S: 11	H: 4 LOB: 3 BB: 1 P: 22	R: 0 E: 0 K: 0 S: 9	H: 1 LOB: 1 BB: 0 P: 14	R: 0 E: 0 K: 0 S: 19	H: 1 LOB: 1 BB: 0 P: 26	R: 0 E: 0 K: 0 S: 8	H: 0 LOB: 0 BB: 0 P: 11	R: 1 E: 0 K: 1 S: 10	H: 2 LOB: 1 BB: 0 P: 17	1B: 8 2B: 4 3B: 0 HR: 0	SF: 1 SAC: 0 DP: 0 HBP: 0	WP: 1 PB: 1 SB: 0 CS: 0	PA: 44
<b>PITCHER</b>	IP WLS BF H R ER SO BB IBB HBP BLK WP HR S P ERA WHIP	33 James Shields, R ERA: 3.98	57 Jake McGee, L ERA: 6.0	37 Juan Cruz, R ERA: 6.23	27 Cesar Ramos, L ERA: 2.25	43 Kyle Farnsworth, R ERA: 1.8	<b>PITCHER</b>	IP WLS BF H R ER SO BB IBB HBP BLK WP HR S P ERA WHIP	33 James Shields, R ERA: 3.98	57 Jake McGee, L ERA: 6.0	37 Juan Cruz, R ERA: 6.23	27 Cesar Ramos, L ERA: 2.25	43 Kyle Farnsworth, R ERA: 1.8	33 James Shields, R ERA: 3.98	57 Jake McGee, L ERA: 6.0	37 Juan Cruz, R ERA: 6.23	27 Cesar Ramos, L ERA: 2.25	43 Kyle Farnsworth, R ERA: 1.8						
5 Sam Fuld, L OBP: 0.375, SLG: 0.568	G4-3		K2-3						G4-3		5	1	2	0	0	1	0	<b>Minnesota Twins @ Tampa Bay Rays</b> Tropicana Field, St. Petersburg, FL Thu Apr 14 2011, 6:43 PM - 9:42 PM EDT Att. 10,042 - Dome - 72 F						
22 Johnny Damon, L OBP: 0.250, SLG: 0.413	G4-3				G4-3		G6-3		K		5	1	1	2	0	1	1							
2 B.J. Upton, R OBP: 0.354, SLG: 0.452	BB				L9		K				3	0	0	0	1	1	1							
45 Felipe Lopez, S OBP: 0.333, SLG: 0.500	K				F7				G4-3		4	1	1	0	0	1	1							
18 Ben Zobrist, S OBP: 0.275, SLG: 0.333	G4-3				P3				2B		3	1	0	0	1	1	0							
20 Matt Joyce, L OBP: 0.297, SLG: 0.303	K				1B		1B		BB		4	0	3	2	0	1	0							
24 Dan Johnson, L OBP: 0.191, SLG: 0.227	L7				BB		1B		F9		3	0	1	0	1	0	1							
28 John Jaso, L OBP: 0.160, SLG: 0.208					P6				F9		4	0	0	0	0	1	5							
15 Reid Brignac, L OBP: 0.250, SLG: 0.192	L8						L8		F7		4	0	0	0	0	0	0							
<b>Inning Stats</b>	R: 0 E: 0 K: 1 S: 10	H: 0 LOB: 1 BB: 1 P: 15	R: 0 E: 0 K: 1 S: 7	H: 0 LOB: 0 BB: 0 P: 12	R: 0 E: 0 K: 2 S: 8	H: 0 LOB: 0 BB: 0 P: 11	R: 0 E: 0 K: 0 S: 3	H: 0 LOB: 0 BB: 0 P: 5	R: 0 E: 0 K: 0 S: 3	H: 1 LOB: 1 BB: 0 P: 19	R: 0 E: 0 K: 1 S: 9	H: 1 LOB: 1 BB: 0 P: 14	R: 0 E: 0 K: 1 S: 9	H: 2 LOB: 2 BB: 0 P: 15	R: 0 E: 0 K: 1 S: 9	H: 0 LOB: 0 BB: 0 P: 13	R: 2 E: 0 K: 0 S: 17		H: 2 LOB: 1 BB: 0 P: 29	R: 2 E: 0 K: 0 S: 4	H: 2 LOB: 0 BB: 0 P: 6	1B: 5 2B: 2 3B: 0 HR: 1	SF: 0 SAC: 0 DP: 0 HBP: 0	WP: 0 PB: 0 SB: 1 CS: 0
<b>PITCHER</b>	IP WLS BF H R ER SO BB IBB HBP BLK WP HR S P ERA WHIP	48 Carl Pavano, R ERA: 3.6	36 Joe Nathan, R ERA: 5.4	55 Matt Capps, R ERA: 3.86	<b>PITCHER</b>	IP WLS BF H R ER SO BB IBB HBP BLK WP HR S P ERA WHIP	48 Carl Pavano, R ERA: 3.6	36 Joe Nathan, R ERA: 5.4	55 Matt Capps, R ERA: 3.86	48 Carl Pavano, R ERA: 3.6	36 Joe Nathan, R ERA: 5.4	55 Matt Capps, R ERA: 3.86	48 Carl Pavano, R ERA: 3.6	36 Joe Nathan, R ERA: 5.4	55 Matt Capps, R ERA: 3.86	48 Carl Pavano, R ERA: 3.6	36 Joe Nathan, R ERA: 5.4	55 Matt Capps, R ERA: 3.86						



Batter	1	2	3	4	5	6	7	8	9	AB	R	H	RBI	BB	SO	LOB	TOP										
2 Denard Span, L (1,8) OBP: 0.351, SLG: 0.407	G3		G5-3 1B		P6			G5-3		4	0	1	0	0	0	1	<b>Minnesota Twins @ Tampa Bay Rays</b> Tropicana Field, St. Petersburg, FL Fri Apr 15 2011, 7:12 PM - 9:44 PM EDT Att: 15,342 - Dome - 72 F										
20 Matt Tolbert, S (1,6) OBP: 0.287, SLG: 0.333	F8		G5-3 1-2		G4-3			P4		4	0	0	0	0	0	1											
16 Jason Kubel, L (1,9) OBP: 0.327, SLG: 0.383	G6-3				F8			G6-3		3	1	0	0	1	0	0											
33 Justin Morneau, L (1,3) OBP: 0.269, SLG: 0.327		F8			P5			F7		3	0	0	0	1	0	1											
21 Delmon Young, R (1,7) OBP: 0.255, SLG: 0.255		G4-3 1B			G4-3			L9		3	0	1	0	1	0	1											
25 Jim Thome, L (1,10) OBP: 0.294, SLG: 0.367 18 Jason Repko, R (9,PR)	F8				BB 22 2B			F9		3	1	0	0	1	0	2											
5 Michael Cuddyer, R (1,4) OBP: 0.286, SLG: 0.244		F8 1B			F8			F9		4	0	1	0	0	1	2											
22 Danny Valencia, R (1,5) OBP: 0.333, SLG: 0.333		G6-3			F7			F7		3	0	1	1	0	0	2											
41 Drew Butera, R (1,2) OBP: 0.133, SLG: 0.133 38 Luke Hughes, R (8,PH) 27 Steve Holm, R (8,2)					F8			K		2	0	0	0	0	1	1											
					F8			K		1	0	0	0	0	1	0											
										0	0	0	0	0	0	0											
<b>Inning Stats</b>	R: 0 E: 0 K: 0 S: 10	H: 0 LOB: 0 BB: 0 P: 17	R: 0 E: 0 K: 0 S: 13	H: 2 LOB: 2 BB: 0 P: 17	R: 0 E: 0 K: 1 S: 10	H: 1 LOB: 0 BB: 0 P: 15	R: 0 E: 0 K: 0 S: 6	H: 0 LOB: 0 BB: 0 P: 10	R: 1 E: 0 K: 0 S: 9	H: 1 LOB: 1 BB: 1 P: 19	R: 0 E: 0 K: 0 S: 6	H: 0 LOB: 0 BB: 0 P: 13	R: 0 E: 0 K: 1 S: 9	H: 0 LOB: 0 BB: 0 P: 9	R: 0 E: 0 K: 1 S: 9	H: 0 LOB: 2 BB: 2 P: 12	R: 1 E: 1 K: 1 S: 12	H: 0 LOB: 2 BB: 2 P: 25	1B: 3 2B: 1 3B: 0 HR: 0	SF: 0 SAC: 0 DP: 0 HBP: 0	WP: 0 PB: 0 SB: 0 CS: 0	PA: 34					
<b>PITCHER</b>	IP	WLS	BF	H	R	ER	SO	BB	IBB	HBP	BLK	WP	HR	S	P	ERA	WHIP										
40 Wade Davis, R (1,1) ERA: 3.26	7.0	W	26	4	1	1	1	2	0	0	0	0	0	59	100	1.29	0.857										
62 Joel Peralta, L (8,1) ERA: 2.94	1.0		3	0	0	0	1	0	0	0	0	0	0	9	12	0.00	0.000										
27 Cesar Ramos, L (9,1) ERA: 2.08	0.1		2	0	1	0	0	1	0	0	0	0	0	7	14	0.00	3.000										
37 Juan Cruz, R (9,1) ERA: 6.23	0.0		1	0	0	0	0	1	0	0	0	0	0	4	∞	∞	∞										
57 Jake McGee, L (9,1) ERA: 5.4	0.1	H	1	0	0	0	0	0	0	0	0	0	0	2	2	0.00	0.000										
43 Kyle Farnsworth, R (9,1) ERA: 1.69	0.1	S	1	0	0	0	1	0	0	0	0	0	0	3	5	0.00	0.000										

AB	30
R	2
H	4
RBI	1
BB	4
SO	3
LOB	11



Batter	1	2	3	4	5	6	7	8	9	AB	R	H	RBI	BB	SO	LOB	BOTTOM										
5 Sam Fuld, L (1,7) OBP: 0.409, SLG: 0.610	G4-3 1B				G4-3			G4-3 2B		4	1	3	0	0	0	0	<b>Minnesota Twins @ Tampa Bay Rays</b> Tropicana Field, St. Petersburg, FL Fri Apr 15 2011, 7:12 PM - 9:44 PM EDT Att: 15,342 - Dome - 72 F										
22 Johnny Damon, L (1,10) OBP: 0.250, SLG: 0.400	P4				P5			G3		4	1	1	2	0	0	2											
20 Matt Joyce, L (1,9) OBP: 0.341, SLG: 0.378	K				G4-3 1B			CS		4	0	3	0	0	1	1											
45 Felipe Lopez, S (1,5) OBP: 0.357, SLG: 0.500 18 Ben Zobrist, S (8,PR) OBP: 0.275, SLG: 0.333	G6-4-3 1B				K			F8		4	0	2	0	0	1	3											
2 B.J. Upton, R (1,8) OBP: 0.346, SLG: 0.457	G6-4-3 1-2				K			F9		4	0	1	1	0	1	3											
1 Sean Rodriguez, R (1,4) OBP: 0.231, SLG: 0.417	G6-3				K			F7		3	0	0	0	1	1	2											
24 Dan Johnson, L (1,3) OBP: 0.200, SLG: 0.234 11 Casey Kotchman, L (8,3) OBP: 0.143, SLG: 0.143					G4-3			G1-3		3	1	1	0	0	0	0											
10 Kelly Shoppach, R (1,2) OBP: 0.261, SLG: 0.364					K			G6-3		3	1	1	2	0	1	0											
15 Reid Brignac, L (1,6) OBP: 0.258, SLG: 0.207					K			F7		3	1	1	0	0	1	0											
										1B: 9 2B: 3 3B: 0 HR: 1	SF: 0 SAC: 0 DP: 2 HBP: 0	WP: 0 PB: 0 SB: 1 CS: 2	PA: 35														
<b>Inning Stats</b>	R: 0 E: 0 K: 1 S: 7	H: 1 LOB: 0 BB: 0 P: 12	R: 0 E: 0 K: 0 S: 5	H: 1 LOB: 0 BB: 0 P: 11	R: 0 E: 0 K: 2 S: 7	H: 0 LOB: 0 BB: 0 P: 11	R: 0 E: 0 K: 1 S: 11	H: 1 LOB: 1 BB: 0 P: 17	R: 0 E: 0 K: 2 S: 10	H: 0 LOB: 0 BB: 0 P: 12	R: 3 E: 0 K: 0 S: 16	H: 5 LOB: 2 BB: 0 P: 21	R: 2 E: 0 K: 0 S: 12	H: 3 LOB: 0 BB: 0 P: 14	R: 0 E: 0 K: 0 S: 8	H: 2 LOB: 2 BB: 1 P: 17	1B: 9 2B: 3 3B: 0 HR: 1	SF: 0 SAC: 0 DP: 2 HBP: 0	WP: 0 PB: 0 SB: 1 CS: 2	PA: 35							
<b>PITCHER</b>	IP	WLS	BF	H	R	ER	SO	BB	IBB	HBP	BLK	WP	HR	S	P	ERA	WHIP										
53 Nick Blackburn, R (1,1) ERA: 3.06	6.0	L	26	10	5	5	6	0	0	0	0	0	0	9	11	0.00	1.667										
56 Dusty Hughes, L (7,1) ERA: 7.94	1.0		3	1	0	0	0	0	0	0	0	0	0	9	11	0.00	1.000										
49 Jeff Manship, R (8,1) ERA: 8.1	0.1		4	2	0	0	0	0	1	0	0	0	0	5	11	0.00	6.000										
15 Glen Perkins, L (8,1) ERA:	0.2		1	0	0	0	0	0	0	0	0	0	0	3	6	0.00	0.000										

AB	33
R	5
H	13
RBI	5
BB	1
SO	6
LOB	14









Batter	1	2	3	4	5	6	7	8	9	AB	R	H	RBI	BB	SO	LOB	TOP										
20 Matt Tolbert, S OBP: 0.250, SLG: 0.400	G4-3		P2				G3-1		G4-3	5	0	1	1	0	0	2											
12 Alexi Casilla, S OBP: 0.176, SLG: 0.212	G4-3			K		G3	F7		K	5	0	0	0	0	2	3											
16 Jason Kubel, L OBP: 0.368, SLG: 0.509																											
25 Jim Thome, L OBP: 0.282, SLG: 0.343																											
38 Luke Hughes, R OBP: 0.176, SLG: 0.176	K																										
21 Delmon Young, R OBP: 0.271, SLG: 0.278																											
5 Michael Cuddyer, R OBP: 0.283, SLG: 0.245																											
22 Danny Valencia, R OBP: 0.322, SLG: 0.294																											
27 Steve Holm, R OBP: 0.286, SLG: 0.429																											
18 Jason Repko, R OBP: 0.333, SLG: 0.333																											
<b>Inning Stats</b>	R: 0 H: 0 E: 0 K: 1 S: 10	H: 0 LOB: 1 BB: 1 P: 18	R: 0 H: 0 E: 0 K: 1 S: 9	H: 0 LOB: 0 BB: 0 P: 14	R: 0 H: 0 E: 0 K: 0 S: 5	H: 0 LOB: 0 BB: 0 P: 10	R: 1 H: 1 E: 0 K: 1 S: 7	H: 1 LOB: 0 BB: 0 P: 11	R: 3 H: 4 E: 0 K: 0 S: 13	H: 4 LOB: 1 BB: 0 P: 20	R: 0 H: 1 E: 0 K: 0 S: 8	H: 1 LOB: 2 BB: 1 P: 16	R: 0 H: 0 E: 0 K: 0 S: 5	H: 0 LOB: 0 BB: 0 P: 8	R: 0 H: 1 E: 0 K: 0 S: 10	H: 1 LOB: 1 BB: 0 P: 16	R: 0 H: 2 E: 0 K: 1 S: 12	H: 2 LOB: 2 BB: 0 P: 19	1B: 4 2B: 3 HR: 1	SF: 0 SAC: 0 HBP: 0	WP: 1 PB: 0 CS: 0	PA: 38					
<b>PITCHER</b>	IP	WLS	BF	H	R	ER	SO	BB	IBB	HBP	BLK	WP	HR	S	P	ERA	WHIP										
58 Jeremy Hellickson, R ERA: 4.5	7.0	L	29	6	4	4	3	2	0	0	0	0	1	57	97	5.14	1.143										
57 Jake McGee, L ERA: 4.5	0.2		3	1	0	0	0	0	0	0	0	0	0	9	15	0.00	1.500										
36 Adam Russell, R ERA: 1.42	0.2		4	2	0	0	0	0	0	0	0	0	0	8	11	0.00	3.000										
27 Cesar Ramos, L ERA: 1.8	0.2		2	0	0	0	1	0	0	0	0	1	0	5	9	0.00	0.000										

Minnesota Twins @ Tampa Bay Rays  
Tropicana Field, St. Petersburg, FL  
Sun Apr 17 2011, 1:43 PM - 4:33 PM EDT  
Att: 22,426 - Dome - 72 F

AB 36  
R 4  
H 9  
RBI 3  
BB 2  
SO 4  
LOB 13



Batter	1	2	3	4	5	6	7	8	9	AB	R	H	RBI	BB	SO	LOB	BOTTOM										
5 Sam Fuld, L OBP: 0.389, SLG: 0.551	F9									5	0	2	0	0	0	3											
22 Johnny Damon, L OBP: 0.289, SLG: 0.393																											
20 Matt Joyce, L OBP: 0.340, SLG: 0.395																											
2 B.J. Upton, R OBP: 0.350, SLG: 0.423																											
45 Felipe Lopez, S OBP: 0.306, SLG: 0.412																											
10 Kelly Shoppach, R OBP: 0.259, SLG: 0.346																											
28 John Jaso, L OBP: 0.207, SLG: 0.250																											
18 Ben Zobrist, S OBP: 0.271, SLG: 0.365																											
1 Sean Rodriguez, R OBP: 0.233, SLG: 0.464																											
24 Dan Johnson, L OBP: 0.204, SLG: 0.220																											
9 Elliot Johnson, S OBP: 0.381, SLG: 0.389																											
<b>Inning Stats</b>	R: 0 H: 1 E: 0 K: 1 S: 8	H: 0 LOB: 0 BB: 0 P: 9	R: 0 H: 0 E: 0 K: 1 S: 8	H: 0 LOB: 0 BB: 0 P: 12	R: 1 H: 4 E: 0 K: 1 S: 14	H: 4 LOB: 2 BB: 0 P: 23	R: 1 H: 1 E: 0 K: 1 S: 12	H: 1 LOB: 2 BB: 2 P: 24	R: 0 H: 1 E: 0 K: 0 S: 11	H: 1 LOB: 1 BB: 0 P: 15	R: 0 H: 0 E: 0 K: 0 S: 7	H: 0 LOB: 0 BB: 0 P: 13	R: 0 H: 0 E: 0 K: 0 S: 8	H: 0 LOB: 0 BB: 0 P: 15	R: 0 H: 1 E: 0 K: 0 S: 6	H: 1 LOB: 2 BB: 1 P: 13	R: 0 H: 0 E: 0 K: 0 S: 6	H: 0 LOB: 1 BB: 0 P: 8	1B: 6 2B: 1 3B: 1 HR: 0	SF: 0 SAC: 1 DP: 1 HBP: 1	WP: 0 PB: 0 CS: 0	PA: 37					
<b>PITCHER</b>	IP	WLS	BF	H	R	ER	SO	BB	IBB	HBP	BLK	WP	HR	S	P	ERA	WHIP										
52 Brian Duensing, L ERA: 3.6	7.0	W	29	7	2	2	5	2	0	0	0	0	0	68	111	2.57	1.286										
15 Glen Perkins, L ERA	1.0	H	4	1	0	0	0	1	0	0	0	0	0	6	13	0.00	2.000										
55 Matt Capps, R ERA: 4.0	1.0	S	4	0	0	0	0	0	0	1	0	0	0	6	8	0.00	0.000										

Minnesota Twins @ Tampa Bay Rays  
Tropicana Field, St. Petersburg, FL  
Sun Apr 17 2011, 1:43 PM - 4:33 PM EDT  
Att: 22,426 - Dome - 72 F

AB 32  
R 2  
H 8  
RBI 2  
BB 3  
SO 5  
LOB 13






Batter	1	2	3	4	5	6	7	8	9	AB	R	H	RBI	BB	SO	LOB	TOP			
1 Juan Pierre, L (1,7) OBP: 0.324, SLG: 0.324	G3		G4-3		K			BB		3	0	0	0	1	1	2				
15 Gordon Beckham, R (1,4) OBP: 0.282, SLG: 0.395	K		G5-3			L9		K		4	0	0	0	0	2	1				
20 Carlos Quentin, R (1,10) OBP: 0.377, SLG: 0.597	1B			K		K		F8		4	0	1	0	0	2	1				
14 Paul Konerko, R (1,3) OBP: 0.380, SLG: 0.524	1B			F8		F8			K	4	0	1	0	0	1	0				
51 Alex Rios, R (1,8) OBP: 0.292, SLG: 0.266	K			K					K	3	0	0	0	1	3	2				
10 Alexei Ramirez, R (1,6) OBP: 0.344, SLG: 0.483	G4-3				BB	F7		K		3	0	0	0	1	1	1				
27 Ramon Castro, R (1,2) OBP: 0.176, SLG: 0.412	G6-3								K	3	0	1	0	0	1	1				
23 Mark Teahen, L (9,PH) OBP: 0.450, SLG: 0.588									G6-3	1	0	0	0	0	0	1				
18 Brent Lillibridge, R (1,9) OBP: 0.385, SLG: 0.563	F9									3	0	1	0	0	0	1				
22 Brent Morel, R (1,5) OBP: 0.235, SLG: 0.280	L8								G6-3	3	0	0	0	0	0	2				
<b>Inning Stats</b>	R: 0 E: 0 K: 2 S: 11	H: 2 LOB: 2 BB: 0 P: 18	R: 0 E: 0 K: 0 S: 9	H: 0 LOB: 0 BB: 0 P: 14	R: 0 E: 0 K: 0 S: 6	H: 0 LOB: 0 BB: 0 P: 9	R: 0 E: 0 K: 2 S: 8	H: 0 LOB: 0 BB: 0 P: 13	R: 0 E: 0 K: 1 S: 7	H: 0 LOB: 0 BB: 0 P: 13	R: 0 E: 0 K: 1 S: 8	H: 1 LOB: 1 BB: 0 P: 13	R: 0 E: 0 K: 1 S: 8	H: 0 LOB: 1 BB: 1 P: 15	R: 0 E: 0 K: 2 S: 12	H: 0 LOB: 1 BB: 1 P: 22	1B: 3 2B: 1 3B: 0 HR: 0	SF: 0 SAC: 0 DP: 0 HBP: 0	WP: 0 PB: 0 SB: 0 CS: 0	PA: 34
<b>PITCHER</b>	IP	WLS	BF	H	R	ER	SO	BB	IBB	HBP	BLK	WP	HR	S	P	ERA	WHIP			
14 David Price, L (1,1) ERA: 2.83	8.0	W	30	4	0	0	9	2	0	0	0	0	0	69	114	0.00	0.750			
62 Joel Peralta, R (9,1) ERA: 2.45	1.0		4	0	0	0	2	1	0	0	0	0	0	12	22	0.00	1.000			

Chicago White Sox @ Tampa Bay Rays  
Tropicana Field, St. Petersburg, FL  
Mon Apr 18 2011, 6:42 PM - 9:07 PM EDT  
Att: 12,016 - Dome - 72 F


AB 31  
R 0  
H 4  
RBI 0  
BB 3  
SO 11  
LOB 12



Batter	1	2	3	4	5	6	7	8	9	AB	R	H	RBI	BB	SO	LOB	BOTTOM			
5 Sam Fuld, L (1,8) OBP: 0.431, SLG: 0.604	SH5-3				CS			FC1-6		4	1	4	0	0	0	0				
9 Elliot Johnson, S (1,4) OBP: 0.333, SLG: 0.333	SH5-3				P5			FC1-6		3	0	0	0	0	1	4				
20 Matt Joyce, L (1,7) OBP: 0.355, SLG: 0.404	P4				CS			G4-6-3		4	1	2	0	0	0	2				
45 Felipe Lopez, S (1,10) OBP: 0.350, SLG: 0.553	HR				G6-4-3			HR		4	2	3	3	0	0	1				
18 Ben Zobrist, S (1,9) OBP: 0.270, SLG: 0.411	HR				K			K		4	1	1	2	0	3	1				
11 Casey Kotchman, L (1,3) OBP: 0.333, SLG: 0.231	G4-3				G3			F9		4	0	1	0	0	0	0				
1 Sean Rodriguez, R (1,5) OBP: 0.212, SLG: 0.419	F9				L8			K		3	0	0	0	0	1	0				
28 John Jaso, L (1,2) OBP: 0.219, SLG: 0.233	G1-3							F7		2	0	0	0	1	0	1				
15 Reid Brignac, L (1,6) OBP: 0.270, SLG: 0.229	2B				G4-3			G4-3		3	0	1	0	0	0	2				
<b>Inning Stats</b>	R: 3 E: 0 K: 0 S: 13	H: 3 LOB: 0 BB: 0 P: 18	R: 0 E: 0 K: 1 S: 9	H: 2 LOB: 2 BB: 0 P: 16	R: 0 E: 0 K: 1 S: 6	H: 1 LOB: 0 BB: 0 P: 9	R: 0 E: 0 K: 0 S: 9	H: 0 LOB: 1 BB: 1 P: 18	R: 1 E: 0 K: 1 S: 13	H: 3 LOB: 1 BB: 0 P: 17	R: 0 E: 0 K: 0 S: 7	H: 1 LOB: 0 BB: 0 P: 9	R: 0 E: 0 K: 0 S: 7	H: 1 LOB: 0 BB: 0 P: 11	R: 1 E: 0 K: 2 S: 14	H: 1 LOB: 0 BB: 0 P: 18	1B: 8 2B: 2 3B: 0 HR: 2	SF: 0 SAC: 2 DP: 2 HBP: 0	WP: 0 PB: 1 SB: 1 CS: 1	PA: 34
<b>PITCHER</b>	IP	WLS	BF	H	R	ER	SO	BB	IBB	HBP	BLK	WP	HR	S	P	ERA	WHIP			
33 Edwin Jackson, R (1,1) ERA: 3.51	7.0	L	30	11	4	4	3	1	0	0	0	0	0	64	98	5.14	1.714			
37 Matt Thornton, L (8,1) ERA: 7.94	1.0		4	1	1	1	2	0	0	0	0	0	1	14	18	9.00	1.000			

Chicago White Sox @ Tampa Bay Rays  
Tropicana Field, St. Petersburg, FL  
Mon Apr 18 2011, 6:42 PM - 9:07 PM EDT  
Att: 12,016 - Dome - 72 F

AB 31  
R 5  
H 12  
RBI 5  
BB 1  
SO 5  
LOB 11





Batter	1	2	3	4	5	6	7	8	9	AB	R	H	RBI	BB	SO	LOB	TOP					
1 Juan Pierre, L OBP: 0.321, SLG: 0.319	F8		F9			K			SH1-4 1B	4	0	1	0	0	1	1	Chicago White Sox @ Tampa Bay Rays Tropicana Field, St. Petersburg, FL Tue Apr 19 2011, 6:42 PM - 8:52 PM EDT Att: 13,731 - Dome - 72 F  livebaseballscorecards.com					
15 Gordon Beckham, R OBP: 0.284, SLG: 0.392	1B		CS	F8		K			SH1-4 1-2	3	0	1	0	0	1	0						
44 Adam Dunn, L OBP: 0.311, SLG: 0.351	K			G3		K			K	4	0	0	0	0	3	2						
14 Paul Konerko, R OBP: 0.373, SLG: 0.500	FC5-4			G6-3					K	3	0	0	0	0	1	2						
20 Carlos Quentin, R OBP: 0.375, SLG: 0.600	K					K2-3-2 12 1B				3	1	1	0	0	2	1						
51 Alex Rios, R OBP: 0.280, SLG: 0.254	F8			G6-3		G6-3				3	0	0	0	0	0	1						
12 A.J. Pierzynski, L OBP: 0.296, SLG: 0.294	G1							F8		3	0	1	1	0	0	0						
10 Alexei Ramirez, R OBP: 0.343, SLG: 0.467			CS 15 BB	F8				F8		2	0	0	0	1	0	1						
23 Mark Teahen, L OBP: 0.391, SLG: 0.500			K	P5				G4-3		3	0	0	0	0	1	2						
<b>Inning Stats</b>	R: 0 E: 0 K: 1 S: 12	H: 1 LOB: 1 BB: 0 P: 19	R: 0 E: 0 K: 1 S: 7	H: 0 LOB: 0 BB: 0 P: 8	R: 0 E: 0 K: 1 S: 7	H: 0 LOB: 0 BB: 1 P: 12	R: 0 E: 0 K: 0 S: 6	H: 0 LOB: 0 BB: 0 P: 9	R: 1 E: 0 K: 0 S: 10	H: 2 LOB: 1 BB: 0 P: 13	R: 0 E: 0 K: 3 S: 10	H: 0 LOB: 0 BB: 0 P: 11	R: 0 E: 0 K: 1 S: 5	H: 0 LOB: 0 BB: 0 P: 9	R: 0 E: 0 K: 0 S: 7	H: 0 LOB: 0 BB: 0 P: 12	R: 0 E: 0 K: 2 S: 12	H: 1 LOB: 1 BB: 0 P: 12	1B: 3 2B: 2 3B: 0 HR: 0	SF: 0 SAC: 1 DP: 1 HBP: 1	WP: 0 PB: 0 SB: 0 CS: 1	PA: 32
<b>PITCHER</b> 33 James Shields, R ERA: 3.07	IP: 9.0 WLS: W BF: 31 H: 4 R: 1 ER: 1 SO: 9 BB: 1 IBB: 0 HBP: 1 BLK: 0 WP: 0 HR: 0 S: 76 P: 105 ERA: 1.00 WHIP: 0.556																					

Batter	1	2	3	4	5	6	7	8	9	AB	R	H	RBI	BB	SO	LOB	BOTTOM					
5 Sam Fuld, L OBP: 0.403, SLG: 0.561	G6-3	P3			G4-3		F7			4	0	0	0	0	0	2	Chicago White Sox @ Tampa Bay Rays Tropicana Field, St. Petersburg, FL Tue Apr 19 2011, 6:42 PM - 8:52 PM EDT Att: 13,731 - Dome - 72 F  livebaseballscorecards.com					
18 Ben Zobrist, S OBP: 0.284, SLG: 0.450	G4-3 3B		K		1B		K			4	2	2	0	0	2	0						
1 Sean Rodriguez, R OBP: 0.270, SLG: 0.529	G4-3 HBP				3B				P3	3	0	2	1	0	0	0						
45 Felipe Lopez, S OBP: 0.318, SLG: 0.500	G4-3		G5-3		G5-3				K	4	0	0	1	0	1	3						
2 B.J. Upton, R OBP: 0.328, SLG: 0.393	K				F8				F8	4	0	0	0	0	2	3						
11 Casey Kotchman, L OBP: 0.289, SLG: 0.313			20 1B		10 FC6-4 1B		F9			3	0	2	0	0	0	0						
10 Kelly Shoppach, R OBP: 0.267, SLG: 0.321	L6			FC6-4 1-2					20 G3-6 HBP	2	0	0	0	0	0	2						
20 Matt Joyce, L OBP: 0.352, SLG: 0.400				K					G3-6 1-2	3	0	1	0	0	1	2						
15 Reid Brignac, L OBP: 0.250, SLG: 0.211	F7			G4-3					G6-3	3	0	0	0	0	0	3						
<b>Inning Stats</b>	R: 1 E: 0 K: 1 S: 8	H: 1 LOB: 1 BB: 0 P: 12	R: 0 E: 0 K: 0 S: 12	H: 2 LOB: 2 BB: 0 P: 16	R: 0 E: 0 K: 2 S: 13	H: 1 LOB: 1 BB: 0 P: 19	R: 0 E: 0 K: 1 S: 12	H: 1 LOB: 1 BB: 0 P: 14	R: 1 E: 0 K: 0 S: 9	H: 2 LOB: 1 BB: 0 P: 14	R: 0 E: 0 K: 0 S: 11	H: 0 LOB: 0 BB: 0 P: 18	R: 0 E: 0 K: 1 S: 8	H: 0 LOB: 0 BB: 0 P: 12	R: 0 E: 0 K: 1 S: 7	H: 0 LOB: 0 BB: 0 P: 12	R: 0 E: 0 K: 1 S: 7	H: 0 LOB: 0 BB: 0 P: 12	1B: 4 2B: 1 3B: 2 HR: 0	SF: 0 SAC: 0 DP: 1 HBP: 2	WP: 0 PB: 0 SB: 0 CS: 0	PA: 32
<b>PITCHER</b> 50 John Danks, L ERA: 3.0 26 Jesse Crain, R ERA: 1.93	IP: 7.0 WLS: L BF: 29 H: 7 R: 2 ER: 2 SO: 2 BB: 0 IBB: 0 HBP: 2 BLK: 0 WP: 0 HR: 0 S: 73 P: 105 ERA: 2.57 WHIP: 1.000																					



Batter	1	2	3	4	5	6	7	8	9	AB	R	H	RBI	BB	SO	LOB	TOP					
1 Juan Pierre, L (1, 7) OBP: 0.305, SLG: 0.303	G4-3		F7		F9		FC6-4			4	0	0	0	0	0	3	Chicago White Sox @ Tampa Bay Rays Tropicana Field, St. Petersburg, FL Wed Apr 20 2011, 6:43 PM - 9:12 PM EDT Att: 13,214 - Dome - 72 F					
15 Gordon Beckham, R (1, 4) OBP: 0.269, SLG: 0.361	F8		G5-3		P4		F9			4	0	0	0	0	3							
20 Carlos Quentin, R (1, 9) OBP: 0.382, SLG: 0.632	14 2B BB		G3			HR		F8		3	1	1	1	1	0	0						
14 Paul Konerko, R (1, 3) OBP: 0.367, SLG: 0.500	2B			P6		K		P6		4	0	1	0	0	1	0						
44 Adam Dunn, L (1, 10) OBP: 0.327, SLG: 0.375	BB			L9		2B		K		3	0	1	0	1	1	0						
51 Alex Rios, R (1, 8) OBP: 0.268, SLG: 0.239	F7			L7		G6-3		G6-3		4	0	0	0	0	4							
12 A.J. Pierzynski, L (1, 2) OBP: 0.298, SLG: 0.296		G3				G4-3		G3		3	0	1	0	0	0	1						
27 Ramon Castro, R (6, 2) OBP: 0.167, SLG: 0.389										1	0	0	0	0	0	0						
10 Alexei Ramirez, R (1, 6) OBP: 0.338, SLG: 0.453		F7					P6		G3-1	4	0	1	0	0	0	0						
23 Mark Teahen, L (1, 5) OBP: 0.385, SLG: 0.478		G4-3					K			3	0	1	0	0	1	2						
<b>Inning Stats</b>	R: 0 E: 0 K: 0 S: 15	H: 1 LOB: 3 BB: 2 P: 27	R: 0 E: 0 K: 0 S: 6	H: 0 LOB: 0 BB: 0 P: 6	R: 0 E: 0 K: 0 S: 5	H: 0 LOB: 0 BB: 0 P: 7	R: 0 E: 0 K: 0 S: 8	H: 0 LOB: 0 BB: 0 P: 13	R: 0 E: 0 K: 1 S: 9	H: 2 LOB: 2 BB: 0 P: 15	R: 1 E: 0 K: 1 S: 14	H: 2 LOB: 1 BB: 0 P: 20	R: 0 E: 0 K: 0 S: 7	H: 1 LOB: 0 BB: 0 P: 11	R: 0 E: 0 K: 1 S: 6	H: 0 LOB: 0 BB: 0 P: 11	R: 0 E: 0 K: 0 S: 7	H: 0 LOB: 0 BB: 0 P: 11	1B: 3 2B: 2 3B: 0 HR: 1	SF: 0 SAC: 0 DP: 0 HBP: 0	WP: 0 PB: 0 SB: 0 CS: 0	PA: 35
<b>PITCHER</b>	IP WLS BF H R ER SO BB IBB HBP BLK WP HR S P ERA WHIP																					
40 Wade Davis, R (1, 1) ERA: 2.73	7.0 W 29 6 1 1 2 2 0 0 0 0 0 1 64 99 1.29 1.143																					
62 Joel Peralta, R (8, 1) ERA: 2.16	1.0 H 3 0 0 0 1 0 0 0 0 0 0 6 11 0.00 0.000																					
43 Kyle Farnsworth, R (9, 1) ERA: 1.42	1.0 S 3 0 0 0 0 0 0 0 0 0 0 7 11 0.00 0.000																					
<b>Batter</b>	<b>1</b>	<b>2</b>	<b>3</b>	<b>4</b>	<b>5</b>	<b>6</b>	<b>7</b>	<b>8</b>	<b>9</b>	<b>AB</b>	<b>R</b>	<b>H</b>	<b>RBI</b>	<b>BB</b>	<b>SO</b>	<b>LOB</b>	<b>BOTTOM</b>					
5 Sam Fuld, L (1, 7) OBP: 0.379, SLG: 0.525	K		G4-3		F7		F8			4	0	0	0	0	1	2	Chicago White Sox @ Tampa Bay Rays Tropicana Field, St. Petersburg, FL Wed Apr 20 2011, 6:43 PM - 9:12 PM EDT Att: 13,214 - Dome - 72 F					
18 Ben Zobrist, S (1, 4) OBP: 0.288, SLG: 0.422	F8		G3		G4-3		G1-3			4	0	0	0	0	2							
20 Matt Joyce, L (1, 9) OBP: 0.379, SLG: 0.453	2B		F7		45 2B 2H		BB			3	0	2	1	1	0	0						
45 Felipe Lopez, S (1, 5) OBP: 0.292, SLG: 0.457	G4-3			G4-3		E6		G5-3		4	0	0	0	0	4							
1 Sean Rodriguez, R (8, 5) OBP: 0.270, SLG: 0.529										0	0	0	0	0	0							
24 Dan Johnson, L (1, 10) OBP: 0.190, SLG: 0.204		G4-3		K		P2		L8		4	0	0	0	0	1	2						
2 B.J. Upton, R (1, 8) OBP: 0.324, SLG: 0.373	K			11 2B BB				K		3	1	0	0	1	2	0						
11 Casey Kotchman, L (1, 3) OBP: 0.409, SLG: 0.490				28 HR 1B		2B		G6-3		4	1	2	1	0	0	0						
28 John Jaso, L (1, 2) OBP: 0.229, SLG: 0.333				HR		G3		K		3	1	1	2	0	1	1						
15 Reid Brignac, L (1, 6) OBP: 0.278, SLG: 0.244	B2-3					18 G4-3 20 2B 1B		18 G1-3 1B		3	1	2	0	0	0							
<b>Inning Stats</b>	R: 0 E: 0 K: 1 S: 9	H: 1 LOB: 1 BB: 0 P: 14	R: 2 E: 0 K: 1 S: 16	H: 2 LOB: 0 BB: 0 P: 20	R: 0 E: 0 K: 0 S: 4	H: 0 LOB: 0 BB: 0 P: 7	R: 1 E: 0 K: 1 S: 14	H: 1 LOB: 1 BB: 1 P: 25	R: 1 E: 0 K: 0 S: 14	H: 2 LOB: 2 BB: 0 P: 26	R: 0 E: 0 K: 1 S: 9	H: 0 LOB: 0 BB: 0 P: 15	R: 0 E: 0 K: 0 S: 12	H: 1 LOB: 2 BB: 1 P: 23	R: 0 E: 0 K: 1 S: 8	H: 0 LOB: 0 BB: 0 P: 10	R: 0 E: 0 K: 1 S: 8	H: 0 LOB: 0 BB: 0 P: 10	1B: 3 2B: 3 3B: 0 HR: 1	SF: 0 SAC: 0 DP: 0 HBP: 0	WP: 0 PB: 0 SB: 0 CS: 0	PA: 34
<b>PITCHER</b>	IP WLS BF H R ER SO BB IBB HBP BLK WP HR S P ERA WHIP																					
41 Philip Humber, R (1, 1) ERA: 4.42	5.1 L 24 4 0 0 1 1 0 0 0 0 0 13 22 6.75 1.312																					
77 Will Ohman, L (6, 1) ERA: 9.95	1.0 4 1 0 0 1 0 0 0 0 0 0 0 13 22 0.00 1.000																					
57 Ramon Pena, R (7, 1) ERA: 6.43	0.1 1 0 0 0 0 0 0 0 0 0 0 3 4 0.00 0.000																					
49 Chris Sale, L (7, 1) ERA: 6.23	1.1 5 0 0 0 1 1 0 0 0 0 0 0 12 20 0.00 0.750																					



Batter	1	2	3	4	5	6	7	8	9	AB	R	H	RBI	BB	SO	LOB	TOP								
1 Juan Pierre, L OBP: 0.322, SLG: 0.313	E5 11 G4-3 1B		11 2B 1B	B1-4		20 2B HBP		F7		4	3	2	0	0	0	1	Chicago White Sox @ Tampa Bay Rays Tropicana Field, St. Petersburg, FL Thu Apr 21 2011, 6:42 PM - 9:40 PM EDT Att: 16,751 - Dome - 72 F								
11 Omar Vizquel, S OBP: 0.450, SLG: 0.474	G4-3		14 1B 2B	K		L5		14 1B		5	1	2	2	0	1	2									
20 Carlos Quentin, R 18 Brent Lillibridge, R OBP: 0.385, SLG: 0.583	44 CS BB		14 1B HBP	F7		14 G6-3 2B		F7		3	1	1	2	1	0	3									
14 Paul Konerko, R OBP: 0.381, SLG: 0.520	F7		51 BB 12 SF8 1B			12 1B 2B		G6-3		5	2	3	2	0	0	2									
44 Adam Dunn, L OBP: 0.315, SLG: 0.356	CS	P3	51 BB 1B	K		G4-3		F7		5	0	1	1	0	1	4									
51 Alex Rios, R OBP: 0.274, SLG: 0.230	12 G4-3 HBP		12 BB BB	F7		F7		G5-3		3	0	0	0	1	1	1									
12 A.J. Pierzynski, L OBP: 0.290, SLG: 0.293	G4-3		SF8			1B		F7		4	0	1	2	0	0	1									
10 Alexei Ramirez, R OBP: 0.316, SLG: 0.420	P3		F7			G4-3		G4-3		5	0	0	0	0	0	4									
23 Mark Teahen, L 22 Brent Morel, R OBP: 0.235, SLG: 0.280			K			K		1 HBP 20 2B BB		2	2	0	0	2	2	0									
								14 1B BB		0	0	0	0	0	0	0									
<b>Inning Stats</b>	R: 1 E: 1 K: 0 S: 12	H: 1 LOB: 0 BB: 1 P: 20	R: 0 E: 0 K: 0 S: 6	H: 0 LOB: 1 BB: 0 P: 8	R: 4 E: 0 K: 1 S: 22	H: 4 LOB: 2 BB: 1 P: 37	R: 0 E: 0 K: 2 S: 11	H: 0 LOB: 1 BB: 0 P: 14	R: 1 E: 0 K: 1 S: 10	H: 2 LOB: 1 BB: 0 P: 17	R: 2 E: 0 K: 0 S: 8	H: 1 LOB: 1 BB: 1 P: 15	R: 0 E: 0 K: 0 S: 7	H: 0 LOB: 0 BB: 0 P: 11	R: 1 E: 0 K: 0 S: 12	H: 2 LOB: 2 BB: 1 P: 21	R: 0 E: 0 K: 1 S: 11	H: 0 LOB: 0 BB: 0 P: 16	1B: 7 2B: 3 3B: 0 HR: 0	SF: 1 SAC: 0 DP: 0 HBP: 3	WP: 1 PB: 0 CS: 1	PA: 45			
<b>PITCHER</b>	IP WLS BF H R ER SO BB IBB HBP BLK WP HR S P ERA WHIP	IP WLS BF H R ER SO BB IBB HBP BLK WP HR S P ERA WHIP	IP WLS BF H R ER SO BB IBB HBP BLK WP HR S P ERA WHIP	IP WLS BF H R ER SO BB IBB HBP BLK WP HR S P ERA WHIP	IP WLS BF H R ER SO BB IBB HBP BLK WP HR S P ERA WHIP	IP WLS BF H R ER SO BB IBB HBP BLK WP HR S P ERA WHIP	IP WLS BF H R ER SO BB IBB HBP BLK WP HR S P ERA WHIP	IP WLS BF H R ER SO BB IBB HBP BLK WP HR S P ERA WHIP	IP WLS BF H R ER SO BB IBB HBP BLK WP HR S P ERA WHIP	IP WLS BF H R ER SO BB IBB HBP BLK WP HR S P ERA WHIP	IP WLS BF H R ER SO BB IBB HBP BLK WP HR S P ERA WHIP	IP WLS BF H R ER SO BB IBB HBP BLK WP HR S P ERA WHIP	IP WLS BF H R ER SO BB IBB HBP BLK WP HR S P ERA WHIP	IP WLS BF H R ER SO BB IBB HBP BLK WP HR S P ERA WHIP	IP WLS BF H R ER SO BB IBB HBP BLK WP HR S P ERA WHIP	IP WLS BF H R ER SO BB IBB HBP BLK WP HR S P ERA WHIP	IP WLS BF H R ER SO BB IBB HBP BLK WP HR S P ERA WHIP	IP WLS BF H R ER SO BB IBB HBP BLK WP HR S P ERA WHIP	IP WLS BF H R ER SO BB IBB HBP BLK WP HR S P ERA WHIP	IP WLS BF H R ER SO BB IBB HBP BLK WP HR S P ERA WHIP	IP WLS BF H R ER SO BB IBB HBP BLK WP HR S P ERA WHIP	IP WLS BF H R ER SO BB IBB HBP BLK WP HR S P ERA WHIP	IP WLS BF H R ER SO BB IBB HBP BLK WP HR S P ERA WHIP	IP WLS BF H R ER SO BB IBB HBP BLK WP HR S P ERA WHIP	IP WLS BF H R ER SO BB IBB HBP BLK WP HR S P ERA WHIP
34 Jeff Niemann, R ERA: 7.08	4.2	L	24	6	6	5	4	2	0	2	0	0	1	0	57	89	9.64	1.714							
27 Cesar Ramos, L ERA: 4.75	0.2		5	1	2	2	0	1	0	1	0	0	0	0	6	14	27.00	3.000							
36 Adam Russell, R ERA: 1.13	1.2		6	1	0	0	0	0	0	0	0	0	0	0	13	19	0.00	0.600							
57 Jake McGee, L ERA: 5.4	1.0		6	2	1	1	0	1	0	0	0	0	0	0	12	21	9.00	3.000							
37 Juan Cruz, R ERA: 4.25	1.0		3	0	0	0	1	0	0	0	0	0	0	0	11	16	0.00	0.000							
<b>Inning Stats</b>	R: 0 E: 0 K: 1 S: 7	H: 0 LOB: 0 BB: 0 P: 8	R: 0 E: 0 K: 0 S: 13	H: 1 LOB: 2 BB: 1 P: 23	R: 0 E: 0 K: 2 S: 14	H: 3 LOB: 0 BB: 0 P: 21	R: 2 E: 0 K: 1 S: 13	H: 3 LOB: 2 BB: 1 P: 21	R: 0 E: 0 K: 1 S: 8	H: 0 LOB: 0 BB: 0 P: 12	R: 0 E: 0 K: 2 S: 9	H: 0 LOB: 0 BB: 0 P: 16	R: 0 E: 0 K: 2 S: 14	H: 1 LOB: 1 BB: 0 P: 18	R: 0 E: 0 K: 2 S: 10	H: 0 LOB: 1 BB: 1 P: 18	R: 0 E: 0 K: 0 S: 6	H: 0 LOB: 0 BB: 0 P: 8	1B: 8 2B: 0 3B: 0 HR: 0	SF: 0 SAC: 0 DP: 2 HBP: 2	WP: 0 PB: 0 CS: 0	PA: 37			
<b>PITCHER</b>	IP WLS BF H R ER SO BB IBB HBP BLK WP HR S P ERA WHIP	IP WLS BF H R ER SO BB IBB HBP BLK WP HR S P ERA WHIP	IP WLS BF H R ER SO BB IBB HBP BLK WP HR S P ERA WHIP	IP WLS BF H R ER SO BB IBB HBP BLK WP HR S P ERA WHIP	IP WLS BF H R ER SO BB IBB HBP BLK WP HR S P ERA WHIP	IP WLS BF H R ER SO BB IBB HBP BLK WP HR S P ERA WHIP	IP WLS BF H R ER SO BB IBB HBP BLK WP HR S P ERA WHIP	IP WLS BF H R ER SO BB IBB HBP BLK WP HR S P ERA WHIP	IP WLS BF H R ER SO BB IBB HBP BLK WP HR S P ERA WHIP	IP WLS BF H R ER SO BB IBB HBP BLK WP HR S P ERA WHIP	IP WLS BF H R ER SO BB IBB HBP BLK WP HR S P ERA WHIP	IP WLS BF H R ER SO BB IBB HBP BLK WP HR S P ERA WHIP	IP WLS BF H R ER SO BB IBB HBP BLK WP HR S P ERA WHIP	IP WLS BF H R ER SO BB IBB HBP BLK WP HR S P ERA WHIP	IP WLS BF H R ER SO BB IBB HBP BLK WP HR S P ERA WHIP	IP WLS BF H R ER SO BB IBB HBP BLK WP HR S P ERA WHIP	IP WLS BF H R ER SO BB IBB HBP BLK WP HR S P ERA WHIP	IP WLS BF H R ER SO BB IBB HBP BLK WP HR S P ERA WHIP	IP WLS BF H R ER SO BB IBB HBP BLK WP HR S P ERA WHIP	IP WLS BF H R ER SO BB IBB HBP BLK WP HR S P ERA WHIP	IP WLS BF H R ER SO BB IBB HBP BLK WP HR S P ERA WHIP	IP WLS BF H R ER SO BB IBB HBP BLK WP HR S P ERA WHIP	IP WLS BF H R ER SO BB IBB HBP BLK WP HR S P ERA WHIP	IP WLS BF H R ER SO BB IBB HBP BLK WP HR S P ERA WHIP	IP WLS BF H R ER SO BB IBB HBP BLK WP HR S P ERA WHIP
5 Sam Fuld, L OBP: 0.380, SLG: 0.515	F7		K			1-3 2-H 3-H 1B				5	0	2	2	0	1	1	Chicago White Sox @ Tampa Bay Rays Tropicana Field, St. Petersburg, FL Thu Apr 21 2011, 6:42 PM - 9:40 PM EDT Att: 16,751 - Dome - 72 F								
22 Johnny Damon, L OBP: 0.258, SLG: 0.383	F7		20 1B			K		F9		4	0	1	0	0	1	3									
20 Matt Joyce, L OBP: 0.371, SLG: 0.439	K		1B			F8		K		4	0	1	0	0	2	1									
45 Felipe Lopez, S OBP: 0.288, SLG: 0.440	18 S G1-2-3 1B		K			K		K		4	0	1	0	0	3	2									
18 Ben Zobrist, S 1 Sean Rodriguez, R OBP: 0.263, SLG: 0.514	2 FC6-4 BB		2 G5-4-3 1B			G6-3		K		2	0	1	0	1	0	0									
2 B.J. Upton, R OBP: 0.319, SLG: 0.355	FC6-4 1B		11 S G5-4-3			G5-4-3		K		3	0	0	0	1	1	3									
11 Casey Kotchman, L OBP: 0.423, SLG: 0.364	HBP		15 HBP 5 1B BB			G5-3		F7		2	1	0	0	1	0	1									
28 John Jaso, L OBP: 0.231, SLG: 0.324	G1-2-3		15 HBP 5 1B 1B			K		G3-1		4	1	1	0	0	1	3									
15 Reid Brignac, L 9 Elliot Johnson, S OBP: 0.308, SLG: 0.304	22 1B		5 1B HBP			K		P5		1	0	1	0	0	0	0									
										2	0	0	0	0	1	0									
<b>Inning Stats</b>	R: 0 E: 0 K: 1 S: 7	H: 0 LOB: 0 BB: 0 P: 8	R: 0 E: 0 K: 0 S: 13	H: 1 LOB: 2 BB: 1 P: 23	R: 0 E: 0 K: 2 S: 14	H: 3 LOB: 0 BB: 0 P: 21	R: 2 E: 0 K: 1 S: 13	H: 3 LOB: 2 BB: 1 P: 21	R: 0 E: 0 K: 1 S: 8	H: 0 LOB: 0 BB: 0 P: 12	R: 0 E: 0 K: 2 S: 9	H: 0 LOB: 0 BB: 0 P: 16	R: 0 E: 0 K: 2 S: 14	H: 1 LOB: 1 BB: 0 P: 18	R: 0 E: 0 K: 2 S: 10	H: 0 LOB: 1 BB: 1 P: 18	R: 0 E: 0 K: 0 S: 6	H: 0 LOB: 0 BB: 0 P: 8	1B: 8 2B: 0 3B: 0 HR: 0	SF: 0 SAC: 0 DP: 2 HBP: 2	WP: 0 PB: 0 CS: 0	PA: 37			
<b>PITCHER</b>	IP WLS BF H R ER SO BB IBB HBP BLK WP HR S P ERA WHIP	IP WLS BF H R ER SO BB IBB HBP BLK WP HR S P ERA WHIP	IP WLS BF H R ER SO BB IBB HBP BLK WP HR S P ERA WHIP	IP WLS BF H R ER SO BB IBB HBP BLK WP HR S P ERA WHIP	IP WLS BF H R ER SO BB IBB HBP BLK WP HR S P ERA WHIP	IP WLS BF H R ER SO BB IBB HBP BLK WP HR S P ERA WHIP	IP WLS BF H R ER SO BB IBB HBP BLK WP HR S P ERA WHIP	IP WLS BF H R ER SO BB IBB HBP BLK WP HR S P ERA WHIP	IP WLS BF H R ER SO BB IBB HBP BLK WP HR S P ERA WHIP	IP WLS BF H R ER SO BB IBB HBP BLK WP HR S P ERA WHIP	IP WLS BF H R ER SO BB IBB HBP BLK WP HR S P ERA WHIP	IP WLS BF H R ER SO BB IBB HBP BLK WP HR S P ERA WHIP	IP WLS BF H R ER SO BB IBB HBP BLK WP HR S P ERA WHIP	IP WLS BF H R ER SO BB IBB HBP BLK WP HR S P ERA WHIP	IP WLS BF H R ER SO BB IBB HBP BLK WP HR S P ERA WHIP	IP WLS BF H R ER SO BB IBB HBP BLK WP HR S P ERA WHIP	IP WLS BF H R ER SO BB IBB HBP BLK WP HR S P ERA WHIP	IP WLS BF H R ER SO BB IBB HBP BLK WP HR S P ERA WHIP	IP WLS BF H R ER SO BB IBB HBP BLK WP HR S P ERA WHIP	IP WLS BF H R ER SO BB IBB HBP BLK WP HR S P ERA WHIP	IP WLS BF H R ER SO BB IBB HBP BLK WP HR S P ERA WHIP	IP WLS BF H R ER SO BB IBB HBP BLK WP HR S P ERA WHIP	IP WLS BF H R ER SO BB IBB HBP BLK WP HR S P ERA WHIP	IP WLS BF H R ER SO BB IBB HBP BLK WP HR S P ERA WHIP	IP WLS BF H R ER SO BB IBB HBP BLK WP HR S P ERA WHIP
34 Gavin Floyd, R ERA: 4.0	6.0	W	26	7	2	2	2	2	0	2	0	0	0	0	0	0	3.00	1.500							
77 Will Ohman, L ERA: 8.59	1.0		4	1	0	0	2	0	0	0	0	0	0	0	14	18	0.00	1.000							
46 Sergio Santos, R ERA:	1.0		4	0	0	0	2	1	0	0	0	0	0	0	10	18	0.00	1.000							
60 Jeff Gray, R ERA:	1.0		3	0	0	0	0	0	0	0	0	0	0	6	8	0.00	0.000								



Batter	1	2	3	4	5	6	7	8	9	10	11	AB	R	H	RBI	BB	SO	LOB	TOP					
5 Sam Fuld, L OBP: 0.395, SLG: 0.549	(1, 7) 2-2 B FF 90 C FF 91 X FF 91 X FF 91 22 G4-3 2 SF8 1B		(1, 10) 0-1 C FF 91 X SL 84 22 G4-3 2 1B		(1, 8) 0-1 C SI 89 X SI 91 22 2B 2-H		(1, 10) 2-1 B CU 77 B SI 91 X CH 83 X SI 91 G4-3			(1, 10) 1-0 B SI 86 X SI 86 G4-3		5	3	3	1	0	0	0						
22 Johnny Damon, L OBP: 0.269, SLG: 0.415	(1, 10) 2-0 B SI 91 B FF 91 X FF 91 G4-3		(1, 10) 1-1 1 SAFE B SL 83 C CH 83 1 SAFE X SL 86 G4-3		(1, 8) 0-0 X SI 90 2-H 2B				(1, 8) 1-0 B FF 91 X FF 91 2B		(1, 10) 1-2 S SI 87 F CH 83 F SL 79 B SI 85 X CH 82 F7		5	0	2	1	0	0	2					
2 B.J. Upton, R OBP: 0.312, SLG: 0.348	(1, 8) 1-2 F FF 92 S CH 85 3 SAFE B FF 93 X FF 91 SF8		(1, 8) 3-2 B CU 77 B SL 83 C CH 83 F FF 91 B SI 91 X CH 84 45 S 1B		(1, 8) 0-2 S CH 82 F FF 89 F FF 91 X FF 90 F8				(1, 8) 2-2 L FF 93 B FF 92 B FF 92 F FF 93 X SL 85 P4		(1, 8) 2-3 F CH 82 B SI 88 B SI 88 B SI 88 S SI 87 K		4	0	1	2	0	1	2					
45 Felipe Lopez, S OBP: 0.263, SLG: 0.400	(1, 5) 0-2 F FF 92 S CH 85 3 SAFE F FF 93 T CH 85 K		(1, 5) 1-3 C SI 91 1 SAFE T CH 84 F CH 82 B SI 90 1 SAFE S CH 84 1B		(1, 5) 1-0 B CU 75 X CH 82 G1-3				(1, 5) 0-2 C FF 93 S CH 86 G1-3		(1, 5) 0-1 F SI 87 X CH 84 G4-3		5	0	0	0	0	2	3					
15 Reid Brignac, L OBP: 0.311, SLG: 0.262	(1, 6) 0-2 F FF 92 S CH 85 3 SAFE F FF 93 T CH 85 K		(1, 6) 1-2 1 SAFE B SL 83 C CH 83 1 SAFE X SL 86 K										0	0	0	0	0	0						
1 Sean Rodriguez, R OBP: 0.302, SLG: 0.496	(1, 4) 4-2 B FF 90 C SI 90 B SL 84 B CU 79 B CH 85 18 FC5-4 BB												2	0	0	0	2	1						
18 Ben Zobrist, S OBP: 0.299, SLG: 0.394	(1, 9) 2-2 B CH 84 1 SAFE C FF 90 C FF 91 1 SAFE F FF 91 F FF 91 1-2 FC5-4												5	0	0	0	0	1	3					
24 Dan Johnson, L OBP: 0.177, SLG: 0.190	(1, 3) 2-3 1 SAFE B SL 86 C FF 91 B CU 79 1 SAFE 1 SAFE S SL 83 K												4	0	0	0	0	2	2					
10 Kelly Shoppach, R OBP: 0.273, SLG: 0.323	(1, 2) 0-3 C FF 91 S FF 91 K												3	1	1	0	0	1	1					
28 John Jaso, L OBP: 0.225, SLG: 0.316	(9, PH) 0-1 C FF 91 S FF 91 K												1	0	0	0	0	0	0					
9 Elliot Johnson, S OBP: 0.290, SLG: 0.290	(1, 6) 2-3 B SI 90 B SI 90 S CH 84 S CH 85 K												2	0	0	0	0	2	0					
20 Matt Joyce, L OBP: 0.365, SLG: 0.431	(10, 9) 1-2 X CH 82 SH3												1	0	0	0	0	0	0					
Inning Stats	R: 1 E: 0 K: 1 S: 12	H: 1 LOB: 0 BB: 0 P: 17	R: 0 E: 0 K: 2 S: 12	H: 0 LOB: 1 BB: 1 P: 8	R: 1 E: 0 K: 2 S: 14	H: 2 LOB: 1 BB: 0 P: 21	R: 0 E: 0 K: 0 S: 8	H: 0 LOB: 0 BB: 0 P: 10	R: 2 E: 0 K: 0 S: 11	H: 3 LOB: 1 BB: 0 P: 12	R: 0 E: 0 K: 1 S: 8	H: 0 LOB: 0 BB: 0 P: 12	R: 0 E: 0 K: 1 S: 11	H: 1 LOB: 1 BB: 0 P: 16	R: 0 E: 0 K: 1 S: 7	H: 0 LOB: 0 BB: 0 P: 13	R: 0 E: 0 K: 0 S: 6	H: 0 LOB: 0 BB: 0 P: 8	R: 0 E: 0 K: 2 S: 10	H: 0 LOB: 1 BB: 1 P: 17	1B: 4 2B: 2 3B: 1 HR: 0	SF: 1 SAC: 1 DP: 0 HBP: 1	WP: 0 SB: 3 CS: 1	PA: 43
PITCHER	IP WLS BF H R ER SO BB IBB HBP BLK WP HR S P ERA WHIP	37 Jo-Jo Reyes, L ERA: 6.2	54 Jason Frasor, R ERA: 3.0	60 Jon Rauch, R ERA: 2.08	57 Shawn Camp, R ERA: 2.61	34 Marc Rzepczynski, L ERA: 4.0	PITCHER	IP WLS BF H R ER SO BB IBB HBP BLK WP HR S P ERA WHIP	37 Jo-Jo Reyes, L ERA: 6.2	54 Jason Frasor, R ERA: 3.0	60 Jon Rauch, R ERA: 2.08	57 Shawn Camp, R ERA: 2.61	34 Marc Rzepczynski, L ERA: 4.0											

Tampa Bay Rays @ Toronto Blue Jays  
Rogers Centre, Toronto, ON  
Fri Apr 22 2011, 7:09 PM - 10:53 PM EDT  
Att: 23,192 - Roof Closed - 68 F

livebaseballscorecards.com  
AB 37  
R 4  
H 7  
RBI 4  
BB 2  
SO 10  
LOB 14



Batter	1	2	3	4	5	6	7	8	9	10	11	AB	R	H	RBI	BB	SO	LOB	BOTTOM							
5 Yunel Escobar, R OBP: 0.365, SLG: 0.484	(1, 6) 0-3 F SI 89 B SI 89 S CH 79 K		(1, 6) 0-1 F CH 79 X FF 86 G4-3		(1, 6) 1-2 B CU 71 S CH 73 X CH 79 G6-3		(1, 6) 0-0 X CH 78 G6-4-3		(1, 6) 1-2 C FC 89 F FC 87 F FC 87 X FF 92 F9			5	0	0	0	0	1	1								
16 Corey Patterson, L OBP: 0.267, SLG: 0.361	(1, 8) 0-0 X FF 90 P6		(1, 8) 0-3 C SI 90 B SI 88 S CH 81 K		(1, 8) 2-1 C CH 78 B CH 78 B SI 87 X CH 79 F7		(1, 8) 1-1 C SI 89 B SI 89 X FF 89 F7		(1, 8) 0-3 F FC 89 F FC 87 C FC 89 K			5	0	0	0	0	2	0								
19 José Bautista, R OBP: 0.480, SLG: 0.661	(1, 9) 1-0 B SI 89 X SI 90 26 1B 2B											3	4	3	1	2	0	0								
26 Adam Lind, L OBP: 0.284, SLG: 0.338	(1, 3) 2-1 C FF 91 B FF 90 B CH 79 X CH 80 2-H 1B												5	0	2	2	0	1	2							
10 Edwin Encarnación, R OBP: 0.317, SLG: 0.421	(1, 5) 1-3 B CH 79 S FF 91 S SI 91 S CU 78 K												5	0	2	1	0	1	3							
9 J.P. Arencibia, R OBP: 0.327, SLG: 0.560	(1, 2) 0-0 X FF 89 F9												5	0	0	0	0	1	4							
45 Travis Snider, L OBP: 0.267, SLG: 0.273	(1, 7) 1-1 B FF 89 C FF 88 X FF 88 P6												3	0	0	0	2	1	1							
20 Juan Rivera, R OBP: 0.255, SLG: 0.116	(1, 10) 1-3 C FF 89 B SI 89 S CU 77 K												4	0	1	0	1	1	3							
25 Chris Woodward, R(11, PR)													0	1	0	0	0	0	0							
28 Jayson Nix, R OBP: 0.370, SLG: 0.422	(1, 4) 0-1 C FF 90 X FF 90 F7												0	0	0	0	0	0	0							
6 John McDonald, R OBP: 0.389, SLG: 0.433	(2, 4) 2-2 C CH 81 C FF 91 B SI 91 X SI 91 F8												4	1	1	2	0	0	3							
Inning Stats	R: 1 E: 0 K: 2 S: 11	H: 2 LOB: 1 BB: 0 P: 15	R: 0 E: 0 K: 1 S: 6	H: 0 LOB: 0 BB: 0 P: 8	R: 0 E: 0 K: 1 S: 7	H: 0 LOB: 0 BB: 0 P: 7	R: 1 E: 0 K: 1 S: 16	H: 2 LOB: 3 BB: 0 P: 31	R: 1 E: 0 K: 1 S: 10	H: 1 LOB: 0 BB: 0 P: 14	R: 0 E: 0 K: 0 S: 8	H: 0 LOB: 1 BB: 0 P: 14	R: 0 E: 0 K: 0 S: 3	H: 0 LOB: 0 BB: 0 P: 5	R: 1 E: 0 K: 0 S: 18	H: 1 LOB: 2 BB: 2 P: 35	R: 0 E: 0 K: 1 S: 8	H: 0 LOB: 0 BB: 0 P: 9	R: 0 E: 0 K: 0 S: 9	H: 0 LOB: 1 BB: 1 P: 16	R: 2 E: 0 K: 1 S: 6	H: 2 LOB: 1 BB: 0 P: 8	1B: 2 2B: 4 3B: 1 HR: 2	SF: 0 SAC: 0 DP: 1 HBP: 1	WP: 0 SB: 0 CS: 0	PA: 45
PITCHER	IP WLS BF H R ER SO BB IBB HBP BLK WP HR S P ERA WHIP	58 Jeremy Hellickson, R ERA: 4.32	62 Joel Peralta, R ERA: 2.99	37 Juan Cruz, R ERA: 3.08	27 Cesar Ramos, L ERA: 3.86	36 Adam Russell, R ERA: 3.38	PITCHER	IP WLS BF H R ER SO BB IBB HBP BLK WP HR S P ERA WHIP	58 Jeremy Hellickson, R ERA: 4.32	62 Joel Peralta, R ERA: 2.99	37 Juan Cruz, R ERA: 3.08	27 Cesar Ramos, L ERA: 3.86	36 Adam Russell, R ERA: 3.38													

Tampa Bay Rays @ Toronto Blue Jays  
Rogers Centre, Toronto, ON  
Fri Apr 22 2011, 7:09 PM - 10:53 PM EDT  
Att: 23,192 - Roof Closed - 68 F

livebaseballscorecards.com  
AB 39  
R 6  
H 9  
RBI 6  
BB 5  
SO 8  
LOB 17

















Batter	1	2	3	4	5	6	7	8	9	AB	R	H	RBI	BB	SO	LOB	TOP					
5 Sam Fuld, L OBP: 0.400, SLG: 0.500 45 Felipe Lopez, S OBP: 0.262, SLG: 0.381										4	1	0	0	1	0	1						
22 Johnny Damon, L OBP: 0.318, SLG: 0.481 9 Elliot Johnson, S OBP: 0.310, SLG: 0.308										4	3	3	1	1	1	0						
2 B.J. Upton, R OBP: 0.344, SLG: 0.366 36 Adam Russell, R										4	3	3	2	2	0	1						
20 Matt Joyce, L OBP: 0.387, SLG: 0.418										4	2	3	1	2	1	3						
18 Ben Zobrist, S OBP: 0.296, SLG: 0.551										6	2	4	8	0	0	3						
1 Sean Rodriguez, R OBP: 0.228, SLG: 0.481										6	1	1	0	0	2	8						
10 Kelly Shoppach, R OBP: 0.191, SLG: 0.227										5	0	0	1	0	0	5						
11 Casey Kotchman, L OBP: 0.389, SLG: 0.438										5	1	2	1	0	1	1						
15 Reid Brignac, L OBP: 0.278, SLG: 0.228										5	0	1	0	0	1	1						
<b>Inning Stats</b>	R: 2 H: 2 E: 0 K: 0 S: 17	H: 2 BB: 2 P: 34	R: 1 H: 2 E: 0 K: 0 S: 6	H: 2 LOB: 1 P: 10	R: 2 H: 1 E: 0 K: 0 S: 17	H: 1 LOB: 1 P: 27	R: 2 H: 3 E: 0 K: 0 S: 11	H: 3 LOB: 1 P: 18	R: 0 H: 1 E: 0 K: 1 S: 9	H: 1 LOB: 1 P: 13	R: 3 H: 4 E: 0 K: 1 S: 18	H: 4 LOB: 1 P: 28	R: 3 H: 3 E: 0 K: 2 S: 27	H: 3 LOB: 1 P: 43	R: 0 H: 0 E: 0 K: 0 S: 7	H: 0 LOB: 0 P: 15	R: 2 H: 3 E: 0 K: 2 S: 19	H: 3 LOB: 2 P: 27	1B: 13 2B: 3 HR: 2	SF: 1 SAC: 0 HBP: 0	WP: 0 PB: 0 SB: 3 CS: 0	PA: 52
<b>PITCHER</b>	IP WLS BF H R ER SO BB IBB HBP BLK WP HR S P ERA WHIP	3.1 L 23 8 7 5 0 4 0 0 0 0 1 48 86 13.50 3.600	4.1 2.2 12 5 3 3 2 0 0 0 0 0 1 30 44 10.12 1.875	7.1 0.2 6 3 3 3 1 1 0 0 0 0 0 24 37 40.50 6.000	7.1 1.2 9 3 2 2 2 1 0 0 0 0 0 23 42 10.80 2.400	9.1 0.2 2 0 0 0 1 0 0 0 0 0 0 6 6 0.00 0.000																
2 Denard Span, L OBP: 0.354, SLG: 0.398										4	0	1	0	0	1	2						
12 Alexi Casilla, S OBP: 0.230, SLG: 0.214										4	0	0	0	0	0	4						
16 Jason Kubel, L OBP: 0.389, SLG: 0.506										4	0	1	0	0	0	0						
33 Justin Morneau, L OBP: 0.278, SLG: 0.313 20 Matt Tolbert, S OBP: 0.189, SLG: 0.297										3	0	0	0	0	0	1						
5 Michael Cuddyer, R OBP: 0.311, SLG: 0.390										3	2	2	1	1	1	0						
22 Danny Valencia, R OBP: 0.297, SLG: 0.305										3	1	1	0	1	0	0						
23 Rene Tosoni, L OBP: 0.500, SLG: 0.500										4	0	2	1	0	0	1						
27 Steve Holm, R OBP: 0.133, SLG: 0.200										4	0	0	0	0	1	4						
38 Luke Hughes, R OBP: 0.270, SLG: 0.297										4	0	1	1	0	0	2						
<b>Inning Stats</b>	R: 0 H: 0 E: 0 K: 1 S: 8	H: 0 LOB: 0 P: 14	R: 0 H: 0 E: 0 K: 1 S: 7	H: 0 LOB: 0 P: 13	R: 0 H: 2 E: 0 K: 1 S: 10	H: 2 LOB: 2 P: 15	R: 1 H: 1 E: 0 K: 0 S: 9	H: 1 LOB: 0 P: 15	R: 0 H: 0 E: 0 K: 0 S: 8	H: 0 LOB: 0 P: 13	R: 0 H: 1 E: 0 K: 0 S: 11	H: 1 LOB: 1 P: 18	R: 2 H: 3 E: 0 K: 0 S: 15	H: 3 LOB: 2 P: 26	R: 0 H: 1 E: 0 K: 0 S: 11	H: 1 LOB: 0 P: 16	R: 0 H: 0 E: 0 K: 0 S: 6	H: 0 LOB: 1 P: 13	1B: 7 2B: 0 3B: 0 HR: 1	SF: 0 SAC: 0 DP: 0 HBP: 0	WP: 0 PB: 0 SB: 0 CS: 0	PA: 36
<b>PITCHER</b>	IP WLS BF H R ER SO BB IBB HBP BLK WP HR S P ERA WHIP	6.1 W 27 7 3 3 3 1 0 0 0 0 0 16 23 0.00 0.600	7.1 1.2 5 1 0 0 0 0 0 0 0 0 0 6 6 0.00 0.000	9.1 1.0 4 0 0 0 0 1 0 0 0 0 0 6 13 0.00 1.000																		

Tampa Bay Rays @ Minnesota Twins  
Target Field, Minneapolis, MN  
Thu Apr 28 2011, 12:10 PM - 3:38 PM CDT  
Att: 38,215 - Overcast - 41 F

AB	45
R	15
H	19
RBI	14
BB	6
SO	6
LOB	23



Tampa Bay Rays @ Minnesota Twins  
Target Field, Minneapolis, MN  
Thu Apr 28 2011, 12:10 PM - 3:38 PM CDT  
Att: 38,215 - Overcast - 41 F

AB	34
R	3
H	8
RBI	3
BB	2
SO	3
LOB	14





Batter	1	2	3	4	5	6	7	8	9	AB	R	H	RBI	BB	SO	LOB	TOP								
5 Sam Fuld, L OBP: 0.380, SLG: 0.472 (1, 7)										5	0	0	0	0	2	1									
22 Johnny Damon, L OBP: 0.311, SLG: 0.465 (1, 10)										5	0	1	0	0	1	0									
2 B.J. Upton, R OBP: 0.350, SLG: 0.365 (1, 8)										3	0	1	0	1	1	0									
20 Matt Joyce, L OBP: 0.311, SLG: 0.408 (1, 9)										4	1	1	0	0	0	3									
18 Ben Zobrist, S OBP: 0.314, SLG: 0.602 (1, 4)										4	3	3	2	0	0	2									
11 Casey Kotchman, L OBP: 0.400, SLG: 0.444 (1, 3)										4	0	2	0	0	0	1									
1 Sean Rodriguez, R OBP: 0.323, SLG: 0.464 (1, 5)										4	1	1	2	0	0	2	AB 37								
45 Felipe Lopez, S OBP: 0.262, SLG: 0.381 (8, 5)										0	0	0	0	0	0	0	R 6								
28 John Jaso, L OBP: 0.229, SLG: 0.391 (1, 2)										4	1	2	2	0	0	2	H 11								
9 Elliot Johnson, S OBP: 0.273, SLG: 0.267 (1, 6)										4	0	0	0	0	2	2	RBI 6								
<b>Inning Stats</b>	R: 0 E: 0 K: 1 S: 7	H: 0 LOB: 0 BB: 0 P: 13	R: 2 E: 0 K: 0 S: 12	H: 3 LOB: 1 BB: 0 P: 22	R: 0 E: 0 K: 0 S: 11	H: 1 LOB: 2 BB: 1 P: 23	R: 1 E: 0 K: 0 S: 7	H: 1 LOB: 0 BB: 0 P: 10	R: 0 E: 0 K: 2 S: 8	H: 1 LOB: 1 BB: 0 P: 14	R: 2 E: 0 K: 2 S: 18	H: 3 LOB: 1 BB: 0 P: 25	R: 0 E: 0 K: 1 S: 8	H: 0 LOB: 0 BB: 0 P: 14	R: 1 E: 0 K: 0 S: 9	H: 2 LOB: 0 BB: 0 P: 12	R: 0 E: 0 K: 2 S: 9	H: 0 LOB: 0 BB: 0 P: 13	1B: 7 2B: 2 3B: 0 HR: 2	SF: 0 SAC: 0 DP: 1 HBP: 0	WP: 0 PB: 0 SB: 0 CS: 0	PA: 38			
<b>PITCHER</b>	IP	WLS	BF	H	R	ER	SO	BB	IBB	HBP	BLK	WP	HR	S	P	ERA	WHIP								
51 Anthony Swarzak, R (1, 1)	5.1	L	25	8	5	5	1	1	0	0	0	0	2	55	95	8.44	1.688								
15 Glen Perkins, L (6, 1)	2.2		10	3	1	1	3	0	0	0	0	0	0	25	38	3.38	1.125								
36 Joe Nathan, R (9, 1)	1.0		3	0	0	0	2	0	0	0	0	0	0	9	13	0.00	0.000								

Tampa Bay Rays @ Minnesota Twins  
Target Field, Minneapolis, MN  
Thu Apr 28 2011, 7:11 PM - 9:39 PM CDT  
Att: 36,456 - Partly Cloudy - 57 F

livebaseballscores.com



Batter	1	2	3	4	5	6	7	8	9	AB	R	H	RBI	BB	SO	LOB	BOTTOM								
2 Denard Span, L OBP: 0.350, SLG: 0.392 (1, 8)										4	1	1	0	0	1	1									
20 Matt Tolbert, S OBP: 0.171, SLG: 0.268 (1, 6)										4	0	0	0	0	0	2									
16 Jason Kubel, L OBP: 0.372, SLG: 0.483 (1, 10)										4	0	0	0	0	1	2									
33 Justin Morneau, L OBP: 0.293, SLG: 0.319 (1, 3)										2	0	1	1	1	0	0									
5 Michael Cuddyer, R OBP: 0.301, SLG: 0.376 (1, 9)										3	0	0	0	0	0	2									
23 Rene Tosoni, L OBP: 0.286, SLG: 0.286 (1, 7)										3	0	0	0	0	2	0									
22 Danny Valencia, R OBP: 0.287, SLG: 0.294 (1, 5)										3	0	0	0	0	0	0	AB 28								
41 Drew Butera, R OBP: 0.167, SLG: 0.175 (1, 2)										3	0	0	0	0	0	0	R 1								
38 Luke Hughes, R OBP: 0.275, SLG: 0.282 (1, 4)										2	0	0	0	1	1	0	H 2								
<b>Inning Stats</b>	R: 0 E: 0 K: 0 S: 5	H: 0 LOB: 0 BB: 0 P: 5	R: 0 E: 0 K: 0 S: 4	H: 0 LOB: 0 BB: 1 P: 10	R: 0 E: 0 K: 1 S: 8	H: 0 LOB: 0 BB: 0 P: 11	R: 0 E: 0 K: 0 S: 5	H: 0 LOB: 0 BB: 0 P: 10	R: 0 E: 0 K: 1 S: 7	H: 0 LOB: 0 BB: 0 P: 11	R: 0 E: 0 K: 0 S: 10	H: 0 LOB: 0 BB: 0 P: 17	R: 1 E: 0 K: 0 S: 13	H: 2 LOB: 1 BB: 0 P: 20	R: 0 E: 0 K: 1 S: 8	H: 0 LOB: 0 BB: 0 P: 12	R: 0 E: 0 K: 2 S: 13	H: 0 LOB: 1 BB: 1 P: 22	1B: 2 2B: 0 3B: 0 HR: 0	SF: 0 SAC: 0 DP: 1 HBP: 0	WP: 0 PB: 0 SB: 0 CS: 0	PA: 30			
<b>PITCHER</b>	IP	WLS	BF	H	R	ER	SO	BB	IBB	HBP	BLK	WP	HR	S	P	ERA	WHIP								
34 Jeff Niemann, R (1, 1)	7.0	W	23	2	1	1	2	1	0	0	0	0	0	52	84	1.29	0.429								
62 Joel Peralta, R (8, 1)	1.0		3	0	0	0	1	0	0	0	0	0	0	8	12	0.00	0.000								
37 Juan Cruz, R (9, 1)	1.0		4	0	0	0	2	1	0	0	0	0	0	13	22	0.00	1.000								

Tampa Bay Rays @ Minnesota Twins  
Target Field, Minneapolis, MN  
Thu Apr 28 2011, 7:11 PM - 9:39 PM CDT  
Att: 36,456 - Partly Cloudy - 57 F

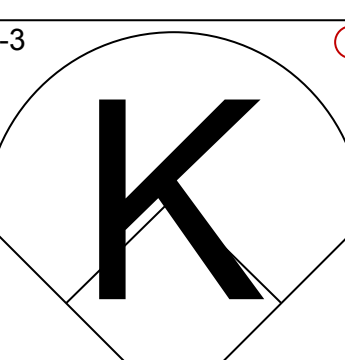
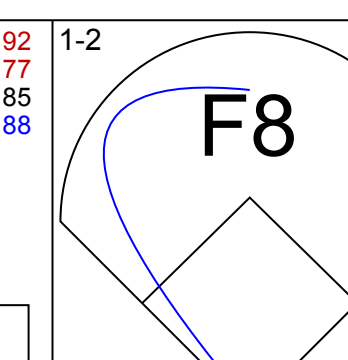
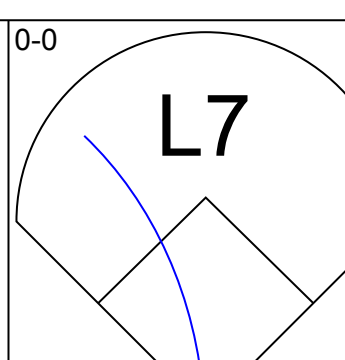
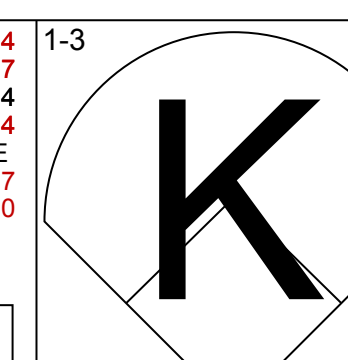
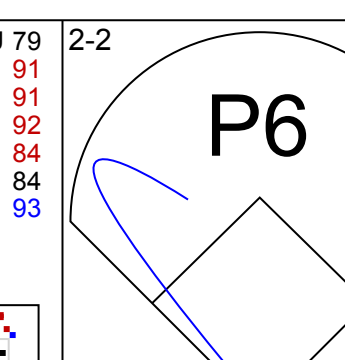
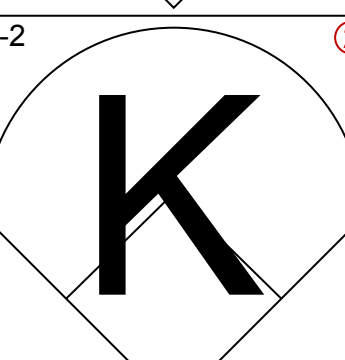
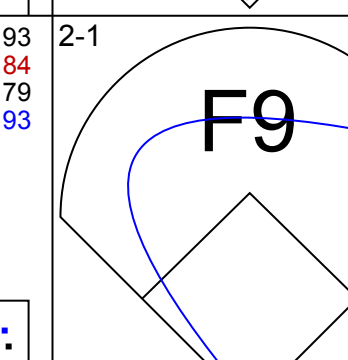
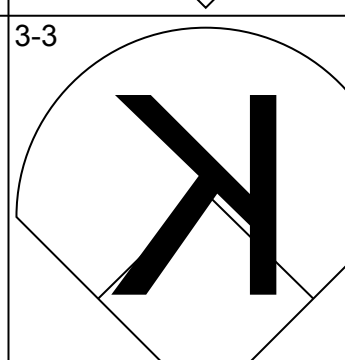
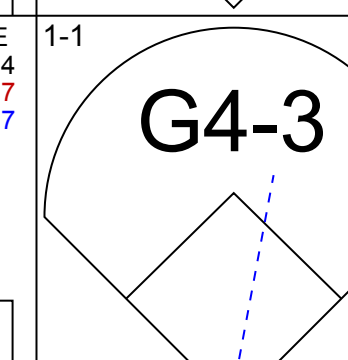
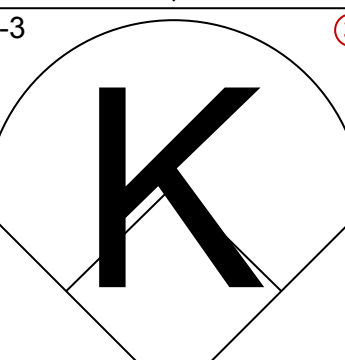
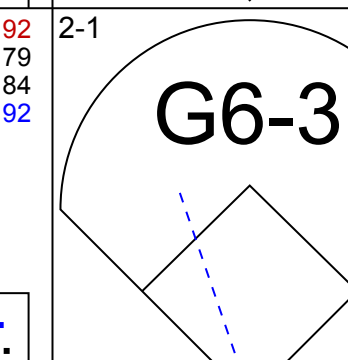
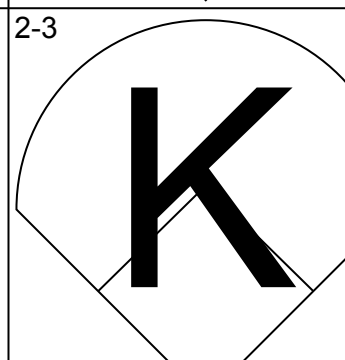
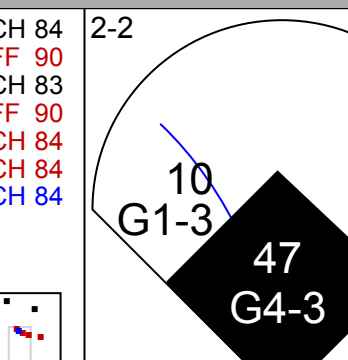
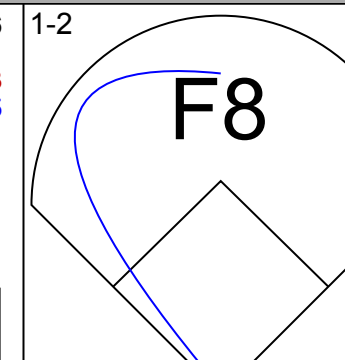
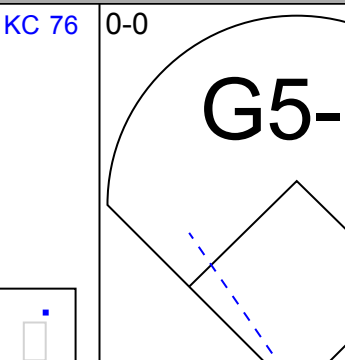
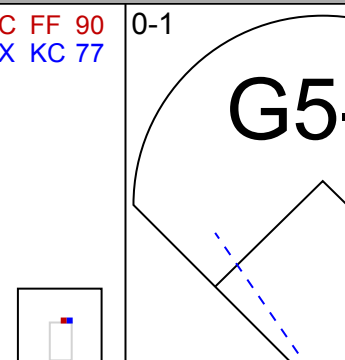
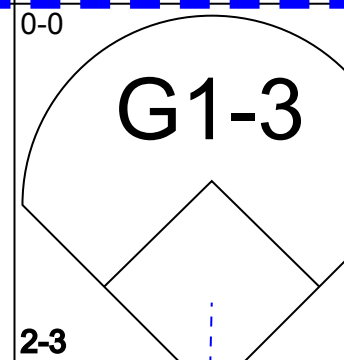
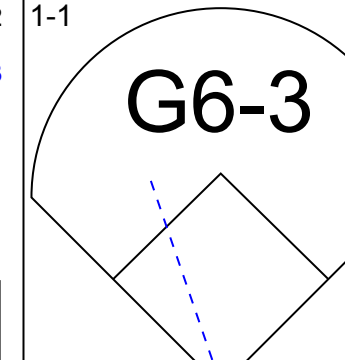
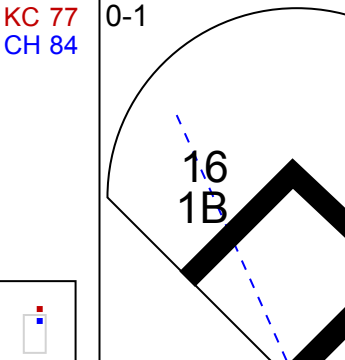
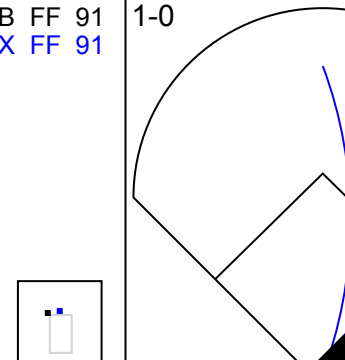
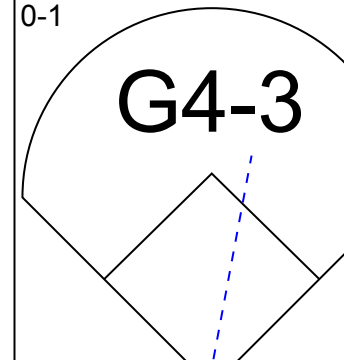
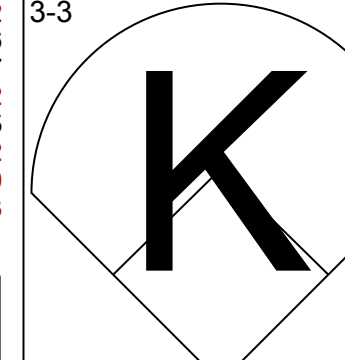
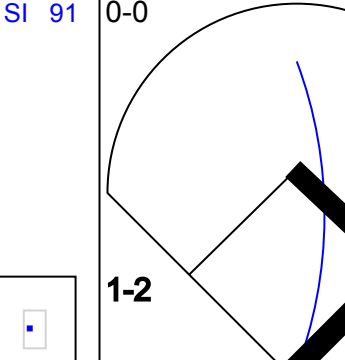
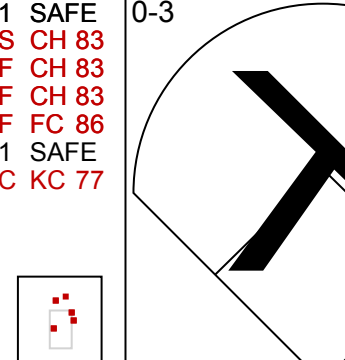
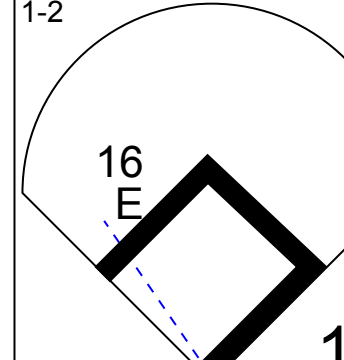
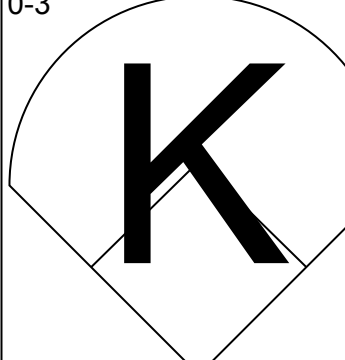
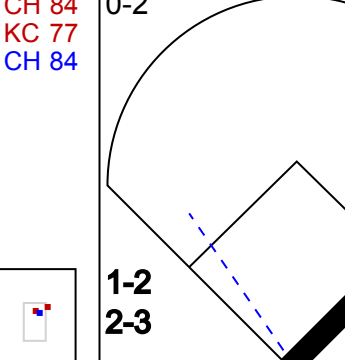
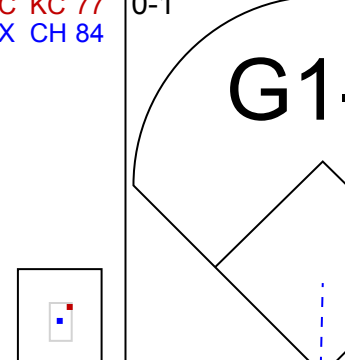
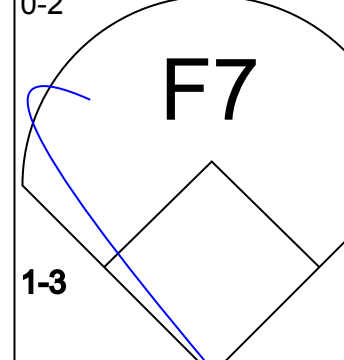
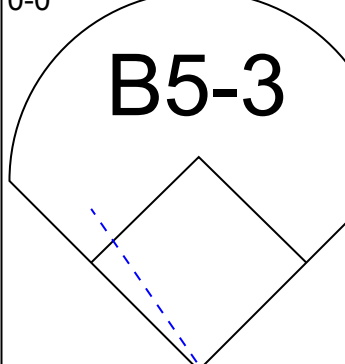
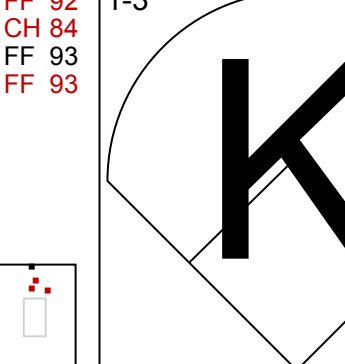
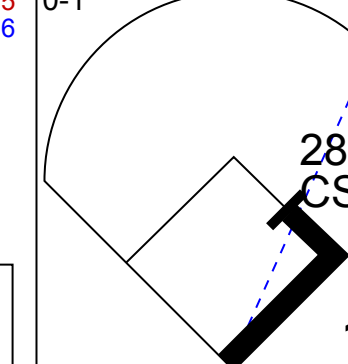
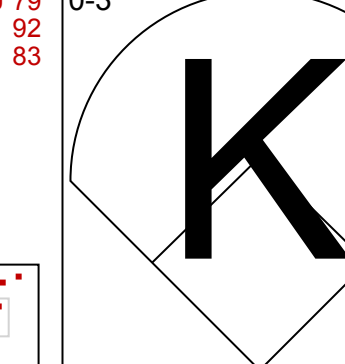

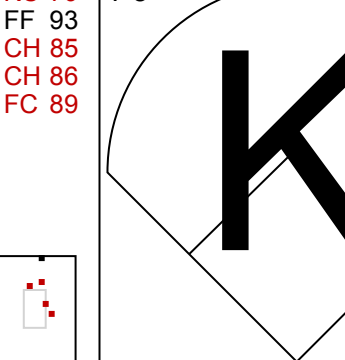
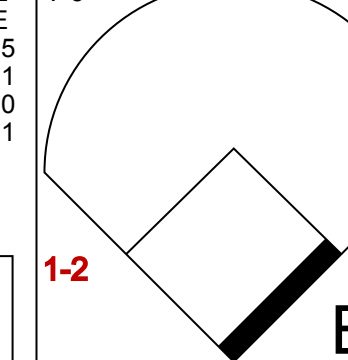
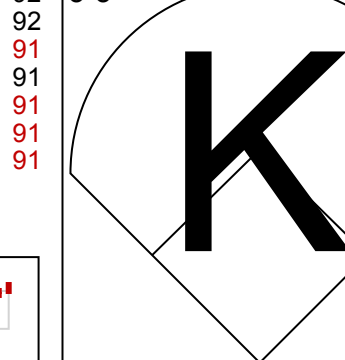
livebaseballscores.com







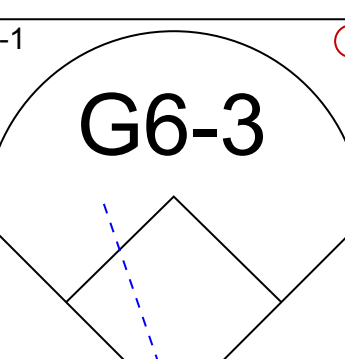
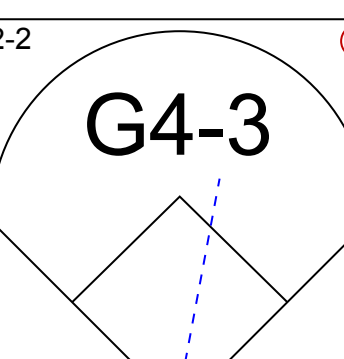
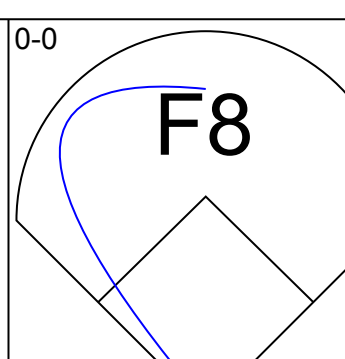
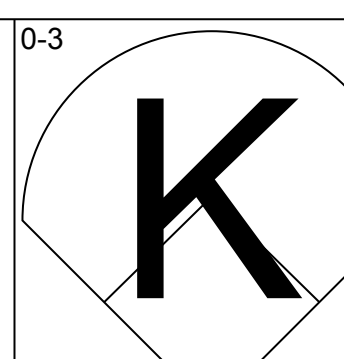
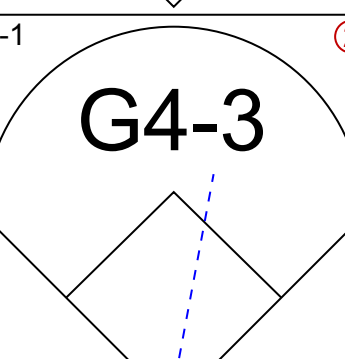
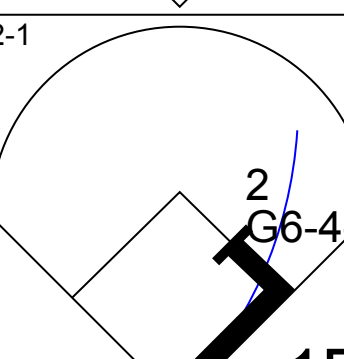
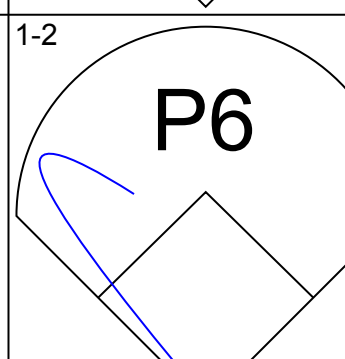
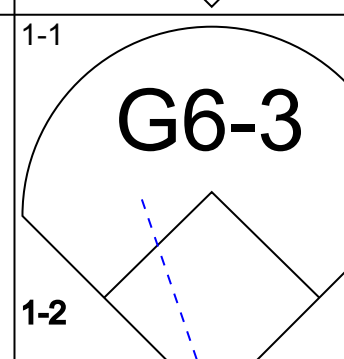
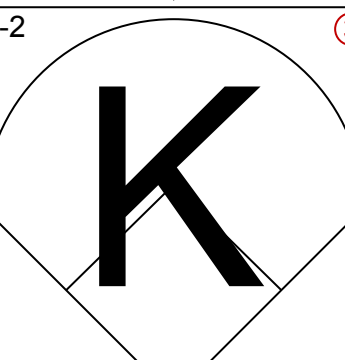
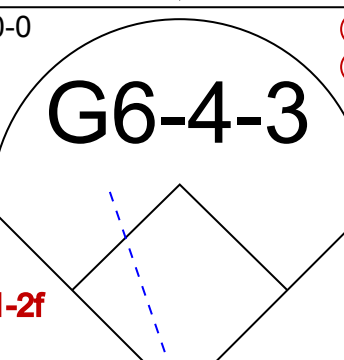

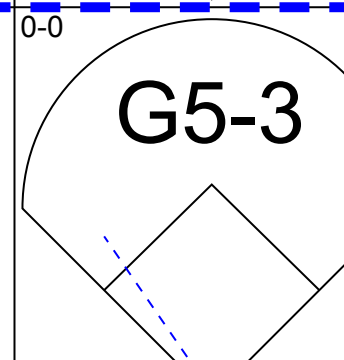
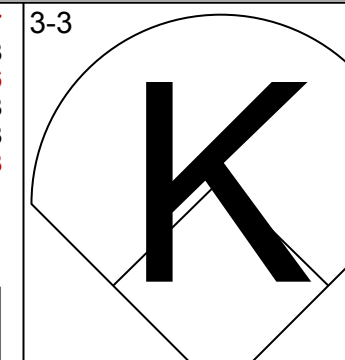
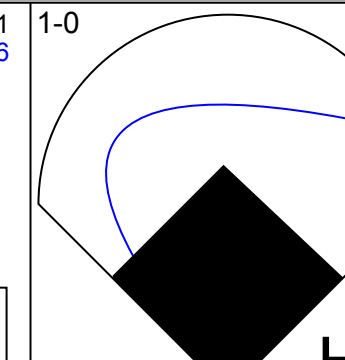
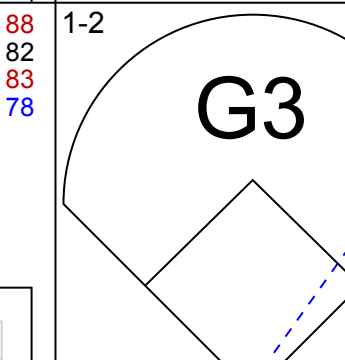

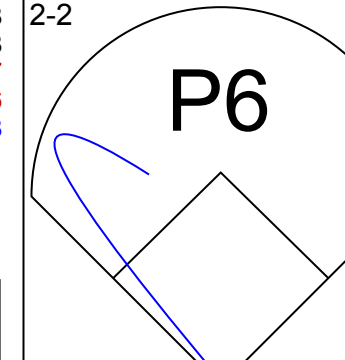
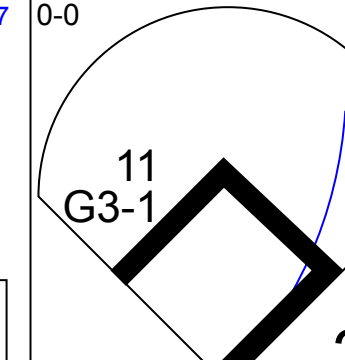
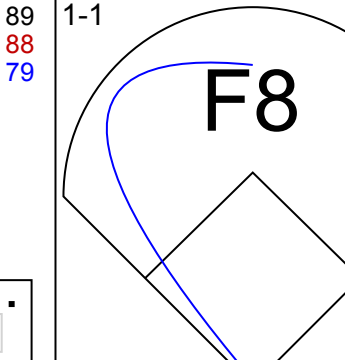

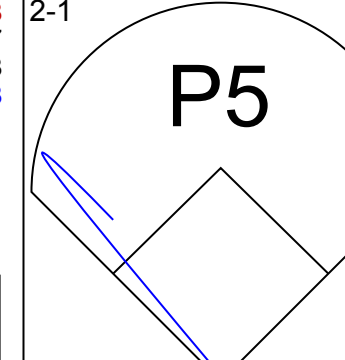
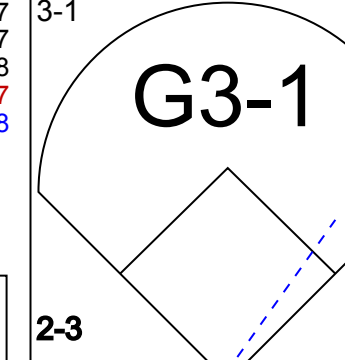
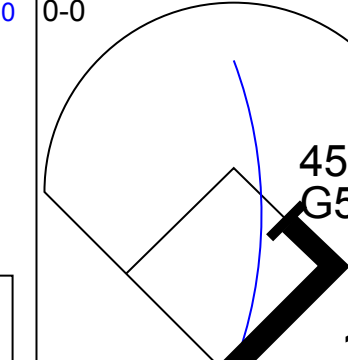


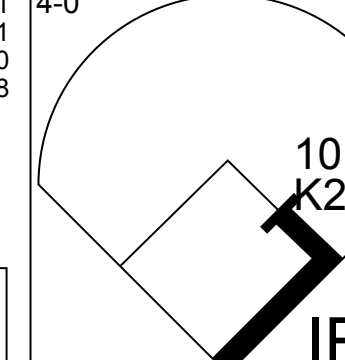



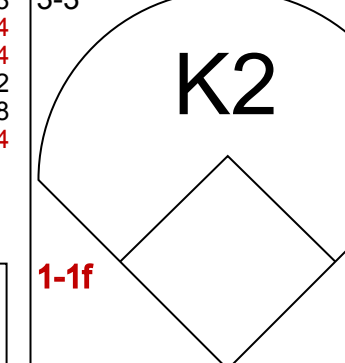






Batter	1	2	3	4	5	6	7	8	9	10	AB	R	H	RBI	BB	SO	LOB	TOP								
13 Maicer Izturis, S OBP: 0.359, SLG: 0.465											5	0	0	0	0	2	1									
53 Bobby Abreu, L OBP: 0.405, SLG: 0.355											4	0	0	0	0	2	1									
48 Tori Hunter, R OBP: 0.292, SLG: 0.352											4	1	1	0	0	2	0									
10 Vernon Wells, R OBP: 0.216, SLG: 0.248											4	0	0	0	0	0	1									
47 Howie Kendrick, R OBP: 0.333, SLG: 0.356											4	0	2	1	0	0	0									
2 Erick Aybar, S OBP: 0.323, SLG: 0.431											4	0	2	0	0	2	1									
16 Hank Conger, L OBP: 0.333, SLG: 0.455											4	0	1	0	0	1	2									
25 Peter Bourjos, R OBP: 0.340, SLG: 0.511											4	0	1	0	0	2	3									
28 Alexi Amarista, L OBP: 0.300, SLG: 0.375											3	0	0	0	1	3	3									
<b>Inning Stats</b>	R: 0 E: 0 K: 3 S: 9	H: 0 LOB: 0 BB: 0 P: 13	R: 0 E: 0 K: 1 S: 10	H: 0 LOB: 0 BB: 0 P: 15	R: 0 E: 0 K: 2 S: 7	H: 0 LOB: 0 BB: 0 P: 7	R: 0 E: 0 K: 0 S: 7	H: 0 LOB: 0 BB: 0 P: 12	R: 0 E: 0 K: 2 S: 14	H: 3 LOB: 3 BB: 0 P: 16	R: 0 E: 0 K: 1 S: 8	H: 0 LOB: 0 BB: 0 P: 13	R: 0 E: 0 K: 1 S: 10	H: 1 LOB: 1 BB: 0 P: 11	R: 0 E: 0 K: 1 S: 9	H: 1 LOB: 1 BB: 1 P: 15	R: 1 E: 1 K: 0 S: 15	H: 2 LOB: 1 BB: 0 P: 18	R: 0 E: 0 K: 2 S: 12	H: 0 LOB: 0 BB: 0 P: 17	1B: 6 2B: 1 3B: 0 HR: 0	SF: 0 SAC: 0 DP: 0 HBP: 0	WP: 0 PB: 0 SB: 0 CS: 1	PA: 37		
<b>PITCHER</b>	IP 8.0	WLS 30	BF 6	H 1	R 1	ER 1	SO 12	BB 1	IBB 0	HBP 0	BLK 0	WP 0	HR 0	S 79	P 109	ERA 1.12	WHIP 0.875									
33 James Shields, R ERA: 2.14	1.0	B	4	1	0	0	0	0	0	0	0	0	0	10	11	0.00	1.000									
43 Kyle Farnsworth, R ERA: 1.0	1.0	W	3	0	0	0	2	0	0	0	0	0	0	12	17	0.00	0.000									
62 Joel Peralta, R ERA: 2.19																										

Los Angeles Angels @ Tampa Bay Rays  
Tropicana Field, St. Petersburg, FL  
Sat Apr 30 2011, 1:13 PM - 4:01 PM EDT  
Att. 20,245 - Dome - 72 F

AB 36  
R 1  
H 7  
RBI 1  
BB 1  
SO 14  
LOB 12



Batter	1	2	3	4	5	6	7	8	9	10	AB	R	H	RBI	BB	SO	LOB	BOTTOM								
5 Sam Fuld, L OBP: 0.358, SLG: 0.433											4	0	0	0	0	1	1									
22 Johnny Damon, L OBP: 0.296, SLG: 0.436											4	0	1	0	0	0	1									
2 B.J. Upton, R OBP: 0.333, SLG: 0.376											4	0	0	0	0	1	2									
20 Matt Joyce, L OBP: 0.364, SLG: 0.500											4	2	2	1	0	1	0									
18 Ben Zobrist, S OBP: 0.318, SLG: 0.590											4	0	1	0	0	0	1									
11 Casey Kotchman, L OBP: 0.396, SLG: 0.455											4	0	1	0	0	0	2									
45 Felipe Lopez, S OBP: 0.250, SLG: 0.348											3	0	0	0	1	0	1									
10 Kelly Shoppach, R OBP: 0.180, SLG: 0.213											3	0	0	0	0	2	2									
15 Reid Brignac, L OBP: 0.268, SLG: 0.222											2	0	1	0	0	0	0									
9 Elliot Johnson, S OBP: 0.234, SLG: 0.290											1	0	1	0	0	0	0									
<b>Inning Stats</b>	R: 0 E: 0 K: 1 S: 8	H: 0 LOB: 0 BB: 0 P: 11	R: 0 E: 0 K: 1 S: 8	H: 0 LOB: 0 BB: 0 P: 15	R: 0 E: 0 K: 0 S: 7	H: 1 LOB: 1 BB: 0 P: 11	R: 0 E: 0 K: 0 S: 6	H: 1 LOB: 0 BB: 0 P: 10	R: 1 E: 0 K: 1 S: 7	H: 2 LOB: 2 BB: 1 P: 18	R: 0 E: 0 K: 0 S: 8	H: 0 LOB: 0 BB: 0 P: 9	R: 0 E: 0 K: 0 S: 6	H: 0 LOB: 0 BB: 0 P: 9	R: 0 E: 0 K: 1 S: 9	H: 1 LOB: 0 BB: 0 P: 10	R: 0 E: 0 K: 1 S: 9	H: 1 LOB: 1 BB: 0 P: 11	R: 1 E: 0 K: 0 S: 7	H: 1 LOB: 0 BB: 0 P: 11	1B: 4 2B: 3 3B: 0 HR: 1	SF: 0 SAC: 0 DP: 3 HBP: 0	WP: 1 PB: 0 SB: 0 CS: 0	PA: 34		
<b>PITCHER</b>	IP 7.0	WLS 23	BF 4	H 1	R 1	ER 1	SO 3	BB 0	IBB 0	HBP 0	BLK 0	WP 0	HR 0	S 50	P 83	ERA 1.29	WHIP 0.571									
35 Joel Pizarro, R ERA: 1.29	1.2	6	2	0	0	2	0	0	0	0	0	0	0	17	20	0.00	1.200									
21 Hisanori Takahashi, L ERA: 3.65	1.0	L	5	1	1	1	0	0	0	0	0	0	0	8	12	9.00	1.000									
56 Fernando Rodney, R ERA: 3.09																										

Los Angeles Angels @ Tampa Bay Rays  
Tropicana Field, St. Petersburg, FL  
Sat Apr 30 2011, 1:13 PM - 4:01 PM EDT  
Att. 20,245 - Dome - 72 F

AB 33  
R 2  
H 7  
RBI 1  
BB 1  
SO 5  
LOB 10





Batter	1	2	3	4	5	6	7	8	9	AB	R	H	RBI	BB	SO	LOB	TOP										
2 Erick Aybar, S OBP: 0.339, SLG: 0.400	K2-3	G4-3					K		G1-3	4	1	0	0	1	2	1	<b>Los Angeles Angels @ Tampa Bay Rays</b> Tropicana Field, St. Petersburg, FL Sun May 01 2011, 1:42 PM - 4:46 PM EDT Att: 16,248 - Dome - 72 F <a href="http://livebaseballscorecards.com">livebaseballscorecards.com</a>										
53 Bobby Abreu, L OBP: 0.417, SLG: 0.375		2B	P6							3	1	2	1	1	0	0											
47 Howie Kendrick, R OBP: 0.384, SLG: 0.545	K									2	1	0	0	2	1	2											
48 Tori Hunter, R OBP: 0.298, SLG: 0.364										2	1	1	1	1	0	1											
6 Alberto Callaspo, S OBP: 0.381, SLG: 0.398	G4-3									4	0	1	1	0	0	3											
10 Vernon Wells, R OBP: 0.217, SLG: 0.241		F7								3	0	0	0	1	0	0											
16 Hank Conger, L OBP: 0.327, SLG: 0.500										4	1	1	1	0	0	1											
44 Mark Trumbo, R OBP: 0.274, SLG: 0.446										4	0	2	0	0	0	0											
25 Peter Bourjos, R OBP: 0.337, SLG: 0.495										3	1	0	0	1	1	1											
<b>Inning Stats</b>	R: 0 E: 0 K: 2 S: 10	H: 1 LOB: 2 BB: 1 P: 18	R: 1 E: 0 K: 1 S: 12	H: 2 LOB: 1 BB: 0 P: 20	R: 0 E: 0 K: 0 S: 4	H: 0 LOB: 0 BB: 1 P: 11	R: 0 E: 0 K: 0 S: 5	H: 0 LOB: 0 BB: 3 P: 6	R: 4 E: 0 K: 0 S: 9	H: 2 LOB: 1 BB: 3 P: 29	R: 0 E: 0 K: 0 S: 9	H: 1 LOB: 1 BB: 0 P: 12	R: 0 E: 0 K: 1 S: 9	H: 0 LOB: 1 BB: 1 P: 17	R: 1 E: 0 K: 0 S: 12	H: 1 LOB: 0 BB: 1 P: 19		R: 0 E: 0 K: 0 S: 4	H: 0 LOB: 0 BB: 5 P: 5	1B: 3 2B: 3 3B: 0 HR: 1	SF: 1 SAC: 0 DP: 2 HBP: 0	WP: 1 PB: 0 SB: 2 CS: 1	PA: 38				
<b>PITCHER</b>	IP	WLS	BF	H	R	ER	SO	BB	IBB	HBP	BLK	WP	HR	S	P	ERA	WHIP										
53 Alex Cobb, R ERA: 8.31	4.1		20	4	4	4	3	4	0	0	0	0	1	37	74	8.31	1.846										
21 Andy Sonnanstine, R ERA: 2.89	1.2		6	2	1	1	0	1	0	0	0	0	0	12	22	5.40	1.800										
37 Juan Cruz, R ERA: 2.45	1.0		4	0	0	0	1	1	0	0	0	0	0	9	17	0.00	1.000										
62 Joel Peralta, R ERA: 2.7	1.0	L	4	1	1	1	0	1	0	0	0	1	0	12	19	9.00	2.000										
43 Kyle Farnsworth, R ERA: 0.9	1.0		3	0	0	0	0	0	0	0	0	0	0	4	5	0.00	0.000										

Batter	1	2	3	4	5	6	7	8	9	AB	R	H	RBI	BB	SO	LOB	BOTTOM										
5 Sam Fuld, L OBP: 0.351, SLG: 0.431		G4-3							G4-3	5	1	1	0	0	0	1	<b>Los Angeles Angels @ Tampa Bay Rays</b> Tropicana Field, St. Petersburg, FL Sun May 01 2011, 1:42 PM - 4:46 PM EDT Att: 16,248 - Dome - 72 F <a href="http://livebaseballscorecards.com">livebaseballscorecards.com</a>										
22 Johnny Damon, L OBP: 0.282, SLG: 0.414	F8	G6-3							P5	5	0	0	0	0	0	2											
2 B.J. Upton, R OBP: 0.345, SLG: 0.392									G5-3	4	1	2	1	1	1	0											
20 Matt Joyce, L OBP: 0.411, SLG: 0.519										3	1	3	1	1	0	0											
18 Ben Zobrist, S OBP: 0.316, SLG: 0.587										4	1	1	0	0	1	5											
11 Casey Kotchman, L OBP: 0.385, SLG: 0.438										4	1	1	1	0	1	3											
45 Felipe Lopez, S OBP: 0.263, SLG: 0.347										3	0	1	1	1	1	2											
1 Sean Rodriguez, R OBP: 0.323, SLG: 0.464										0	0	0	0	0	0	0											
28 John Jaso, L OBP: 0.286, SLG: 0.453										4	0	2	1	0	1	1											
15 Reid Brignac, L OBP: 0.257, SLG: 0.212										3	0	0	0	0	2	3											
<b>Inning Stats</b>	R: 5 E: 0 K: 1 S: 28	H: 7 LOB: 1 BB: 0 P: 41	R: 0 E: 0 K: 0 S: 10	H: 1 LOB: 2 BB: 1 P: 19	R: 0 E: 0 K: 2 S: 7	H: 0 LOB: 0 BB: 0 P: 11	R: 0 E: 0 K: 0 S: 7	H: 0 LOB: 0 BB: 0 P: 11	R: 0 E: 0 K: 0 S: 5	H: 1 LOB: 2 BB: 1 P: 13	R: 0 E: 0 K: 0 S: 10	H: 1 LOB: 1 BB: 0 P: 15	R: 0 E: 0 K: 3 S: 11	H: 1 LOB: 1 BB: 0 P: 14	R: 0 E: 0 K: 1 S: 5	H: 0 LOB: 1 BB: 1 P: 12	R: 0 E: 0 K: 0 S: 9	H: 0 LOB: 0 BB: 0 P: 11	1B: 8 2B: 3 3B: 0 HR: 0	SF: 0 SAC: 1 DP: 1 HBP: 0	WP: 0 PB: 0 SB: 2 CS: 1	PA: 40					
<b>PITCHER</b>	IP	WLS	BF	H	R	ER	SO	BB	IBB	HBP	BLK	WP	HR	S	P	ERA	WHIP										
52 Tyler Chatwood, R ERA: 4.94	4.0		22	9	5	5	3	2	0	0	0	0	0	14	23	0.00	0.500										
37 Scott Downs, L ERA: 2.51	2.0		7	1	0	0	0	0	0	0	0	0	0	11	14	0.00	1.000										
63 Rich Thompson, R ERA: 2.51	1.0	W	4	1	0	0	3	0	0	0	0	0	0	5	12	0.00	1.000										
56 Fernando Rodney, R ERA: 2.84	1.0	H	3	0	0	0	1	1	0	0	0	0	0	9	11	0.00	0.000										
51 Jordan Walden, R ERA: 0.68	1.0	S	3	0	0	0	0	0	0	0	0	0	0	9	11	0.00	0.000										



Batter	1	2	3	4	5	6	7	8	9	AB	R	H	RBI	BB	SO	LOB	TOP				
11 Rajai Davis, R OBP: 0.240, SLG: 0.255										4	0	0	0	0	1	3	Toronto Blue Jays @ Tampa Bay Rays Tropicana Field, St. Petersburg, FL Tue May 03 2011, 6:43 PM - 9:22 PM EDT Att: 10,248 - Dome - 72 F				
16 Corey Patterson, L OBP: 0.329, SLG: 0.451										4	1	2	0	0	0	0					
5 Ynel Escobar, R OBP: 0.328, SLG: 0.379										2	0	0	0	2	0	1					
26 Adam Lind, L OBP: 0.328, SLG: 0.469										3	1	2	1	1	0	1					
20 Juan Rivera, R OBP: 0.330, SLG: 0.300										4	0	0	0	0	1	5					
9 J.P. Arencibia, R OBP: 0.316, SLG: 0.521										4	0	1	0	0	0	0					
40 David Cooper, L OBP: 0.235, SLG: 0.143										4	0	0	0	0	1	2					
10 Edwin Encarnación, R OBP: 0.279, SLG: 0.378										4	0	2	1	0	0	0					
18 Mike McCoy, R OBP: 0.297, SLG: 0.353										0	0	0	0	0	0	0					
6 John McDonald, R OBP: 0.284, SLG: 0.317										3	0	0	0	1	0	1					
<b>Inning Stats</b>	R: 1 H: 2 E: 0 K: 0 S: 13	H: 2 LOB: 1 BB: 1 P: 20	R: 0 H: 0 E: 0 K: 0 S: 10	H: 0 LOB: 0 BB: 0 P: 18	R: 0 H: 1 E: 0 K: 0 S: 10	H: 1 LOB: 1 BB: 0 P: 13	R: 1 H: 3 E: 0 K: 1 S: 17	H: 3 LOB: 3 BB: 1 P: 28	R: 0 H: 0 E: 0 K: 0 S: 11	H: 0 LOB: 0 BB: 1 P: 19	R: 0 H: 0 E: 0 K: 0 S: 10	H: 0 LOB: 0 BB: 0 P: 14	R: 0 H: 0 E: 0 K: 0 S: 7	H: 0 LOB: 0 BB: 7 P: 14	R: 0 H: 0 E: 0 K: 0 S: 13	H: 1 LOB: 1 BB: 0 P: 21	1B: 5 2B: 2 3B: 0 HR: 0	SF: 0 SAC: 0 DP: 1 HBP: 0	WP: 0 PB: 0 SB: 0 CS: 1	PA: 36	
<b>PITCHER</b>	IP WLS BF H R ER SO BB IBB HBP BLK WP HR S P ERA WHIP	IP WLS BF H R ER SO BB IBB HBP BLK WP HR S P ERA WHIP	IP WLS BF H R ER SO BB IBB HBP BLK WP HR S P ERA WHIP	IP WLS BF H R ER SO BB IBB HBP BLK WP HR S P ERA WHIP	IP WLS BF H R ER SO BB IBB HBP BLK WP HR S P ERA WHIP	IP WLS BF H R ER SO BB IBB HBP BLK WP HR S P ERA WHIP	IP WLS BF H R ER SO BB IBB HBP BLK WP HR S P ERA WHIP	IP WLS BF H R ER SO BB IBB HBP BLK WP HR S P ERA WHIP	IP WLS BF H R ER SO BB IBB HBP BLK WP HR S P ERA WHIP	IP WLS BF H R ER SO BB IBB HBP BLK WP HR S P ERA WHIP	IP WLS BF H R ER SO BB IBB HBP BLK WP HR S P ERA WHIP	IP WLS BF H R ER SO BB IBB HBP BLK WP HR S P ERA WHIP	IP WLS BF H R ER SO BB IBB HBP BLK WP HR S P ERA WHIP	IP WLS BF H R ER SO BB IBB HBP BLK WP HR S P ERA WHIP	IP WLS BF H R ER SO BB IBB HBP BLK WP HR S P ERA WHIP	IP WLS BF H R ER SO BB IBB HBP BLK WP HR S P ERA WHIP	IP WLS BF H R ER SO BB IBB HBP BLK WP HR S P ERA WHIP	IP WLS BF H R ER SO BB IBB HBP BLK WP HR S P ERA WHIP	IP WLS BF H R ER SO BB IBB HBP BLK WP HR S P ERA WHIP	IP WLS BF H R ER SO BB IBB HBP BLK WP HR S P ERA WHIP	IP WLS BF H R ER SO BB IBB HBP BLK WP HR S P ERA WHIP

AB	32
R	2
H	7
RBI	2
BB	4
SO	3
LOB	13



Batter	1	2	3	4	5	6	7	8	9	AB	R	H	RBI	BB	SO	LOB	BOTTOM				
5 Sam Fuld, L OBP: 0.339, SLG: 0.415										4	0	0	0	0	0	1	Toronto Blue Jays @ Tampa Bay Rays Tropicana Field, St. Petersburg, FL Tue May 03 2011, 6:43 PM - 9:22 PM EDT Att: 10,248 - Dome - 72 F				
22 Johnny Damon, L OBP: 0.325, SLG: 0.402										3	0	0	0	0	0	1					
3 Evan Longoria, R OBP: 0.200, SLG: 0.111										4	0	1	0	0	2	1					
18 Ben Zobrist, S OBP: 0.314, SLG: 0.574										4	1	1	0	0	1	2					
2 B.J. Upton, R OBP: 0.342, SLG: 0.416										4	1	1	2	0	0	0					
1 Sean Rodriguez, R OBP: 0.324, SLG: 0.458										3	1	1	0	0	1	0					
10 Kelly Shoppach, R OBP: 0.212, SLG: 0.229										1	0	1	1	1	0	0					
28 John Lase, L OBP: 0.281, SLG: 0.444										1	0	0	0	0	0	0					
24 Dan Johnson, L OBP: 0.205, SLG: 0.194										3	0	0	0	0	1	2					
11 Casey Kotchman, L OBP: 0.355, SLG: 0.435										0	0	0	0	0	0	0					
9 Elliot Johnson, S OBP: 0.297, SLG: 0.294										3	0	1	0	0	0	0					
<b>Inning Stats</b>	R: 0 H: 0 E: 0 K: 0 S: 5	H: 2 LOB: 0 BB: 0 P: 6	R: 1 H: 2 E: 0 K: 0 S: 14	H: 2 LOB: 0 BB: 0 P: 26	R: 0 H: 1 E: 0 K: 0 S: 9	H: 1 LOB: 2 BB: 0 P: 14	R: 0 H: 0 E: 0 K: 1 S: 12	H: 0 LOB: 1 BB: 1 P: 20	R: 0 H: 1 E: 0 K: 1 S: 9	H: 1 LOB: 1 BB: 0 P: 14	R: 0 H: 0 E: 0 K: 1 S: 7	H: 0 LOB: 0 BB: 0 P: 12	R: 0 H: 0 E: 0 K: 0 S: 7	H: 0 LOB: 0 BB: 0 P: 11	R: 0 H: 0 E: 0 K: 1 S: 9	H: 2 LOB: 0 BB: 0 P: 9	1B: 5 2B: 0 3B: 0 HR: 1	SF: 0 SAC: 0 DP: 0 HBP: 1	WP: 0 PB: 0 SB: 2 CS: 0	PA: 32	
<b>PITCHER</b>	IP WLS BF H R ER SO BB IBB HBP BLK WP HR S P ERA WHIP	IP WLS BF H R ER SO BB IBB HBP BLK WP HR S P ERA WHIP	IP WLS BF H R ER SO BB IBB HBP BLK WP HR S P ERA WHIP	IP WLS BF H R ER SO BB IBB HBP BLK WP HR S P ERA WHIP	IP WLS BF H R ER SO BB IBB HBP BLK WP HR S P ERA WHIP	IP WLS BF H R ER SO BB IBB HBP BLK WP HR S P ERA WHIP	IP WLS BF H R ER SO BB IBB HBP BLK WP HR S P ERA WHIP	IP WLS BF H R ER SO BB IBB HBP BLK WP HR S P ERA WHIP	IP WLS BF H R ER SO BB IBB HBP BLK WP HR S P ERA WHIP	IP WLS BF H R ER SO BB IBB HBP BLK WP HR S P ERA WHIP	IP WLS BF H R ER SO BB IBB HBP BLK WP HR S P ERA WHIP	IP WLS BF H R ER SO BB IBB HBP BLK WP HR S P ERA WHIP	IP WLS BF H R ER SO BB IBB HBP BLK WP HR S P ERA WHIP	IP WLS BF H R ER SO BB IBB HBP BLK WP HR S P ERA WHIP	IP WLS BF H R ER SO BB IBB HBP BLK WP HR S P ERA WHIP	IP WLS BF H R ER SO BB IBB HBP BLK WP HR S P ERA WHIP	IP WLS BF H R ER SO BB IBB HBP BLK WP HR S P ERA WHIP	IP WLS BF H R ER SO BB IBB HBP BLK WP HR S P ERA WHIP	IP WLS BF H R ER SO BB IBB HBP BLK WP HR S P ERA WHIP	IP WLS BF H R ER SO BB IBB HBP BLK WP HR S P ERA WHIP	IP WLS BF H R ER SO BB IBB HBP BLK WP HR S P ERA WHIP

AB	30
R	3
H	6
RBI	3
BB	1
SO	5
LOB	7





Batter	1	2	3	4	5	6	7	8	9	AB	R	H	RBI	BB	SO	LOB	TOP		
11 Rajai Davis, R OBP: 0.241, SLG: 0.255										4	1	1	0	0	0	1			
16 Corey Patterson, L OBP: 0.313, SLG: 0.427										4	0	0	0	0	0	1			
5 Yunel Escobar, R OBP: 0.317, SLG: 0.364										4	0	0	0	0	0	1			
26 Adam Lind, L OBP: 0.349, SLG: 0.513										4	1	4	2	0	0	0			
20 Juan Rivera, R OBP: 0.327, SLG: 0.310										4	0	1	0	0	0	3			
10 Edwin Encarnación, R OBP: 0.289, SLG: 0.379										3	1	1	0	0	0	1			
18 Mike McCoy, R OBP: 0.297, SLG: 0.353										0	0	0	0	0	0	0			
40 David Cooper, L OBP: 0.238, SLG: 0.222										4	0	1	1	0	1	2			
8 José Molina, R OBP: 0.311, SLG: 0.429										3	0	0	0	0	1	0			
6 John McDonald, R OBP: 0.268, SLG: 0.297										4	0	0	0	0	0	1			
<b>Inning Stats</b>	R: 2 H: 3 E: 0 K: 0 S: 20	H: 3 R: 0 ER: 0 LOB: 2 BB: 0 P: 29	R: 0 H: 0 E: 0 K: 0 S: 6	H: 0 R: 0 ER: 0 LOB: 0 BB: 0 P: 11	R: 0 H: 1 E: 0 K: 0 S: 9	H: 1 R: 0 ER: 0 LOB: 1 BB: 0 P: 12	R: 1 H: 2 E: 0 K: 0 S: 8	H: 2 R: 0 ER: 0 LOB: 1 BB: 0 P: 10	R: 0 H: 0 E: 0 K: 0 S: 3	H: 0 R: 0 ER: 0 LOB: 0 BB: 0 P: 5	R: 0 H: 0 E: 0 K: 0 S: 7	H: 0 R: 0 ER: 0 LOB: 0 BB: 0 P: 9	R: 0 H: 1 E: 0 K: 2 S: 12	H: 1 R: 0 ER: 0 LOB: 1 BB: 0 P: 18	R: 0 H: 0 E: 0 K: 2 S: 7	H: 0 R: 0 ER: 0 LOB: 0 BB: 0 P: 12	1B: 5 2B: 2 3B: 0 HR: 1	SF: 0 SAC: 1 DP: 0 HBP: 1	WP: 0 PA: 36 PB: 0 SB: 1 CS: 0
<b>PITCHER</b>	IP WLS BF H R ER SO BB IBB HBP BLK WP HR S P ERA WHIP																		
34 Jeff Niemann, R ERA: 5.74	4.0 L 19 6 3 3 0 0 0 0 1 0 0 1 43 62 6.75 1.500																		
21 Andy Sonnanstine, R ERA: 2.19	3.0 10 1 0 0 0 0 0 0 0 0 0 0 16 24 0.00 0.333																		
37 Juan Cruz, R ERA: 2.25	1.0 4 1 0 0 0 0 0 0 0 0 0 0 12 18 0.00 1.000																		
36 Adam Russell, R ERA: 2.31	1.0 3 0 0 0 2 0 0 0 0 0 0 0 7 12 0.00 0.000																		

Toronto Blue Jays @ Tampa Bay Rays  
Tropicana Field, St. Petersburg, FL  
Wed May 04 2011, 6:43 PM - 9:36 PM EDT  
Att: 10,099 - Dome - 72 F

AB	34
R	3
H	8
RBI	3
BB	0
SO	2
LOB	10



Batter	1	2	3	4	5	6	7	8	9	AB	R	H	RBI	BB	SO	LOB	BOTTOM				
5 Sam Fuld, L OBP: 0.333, SLG: 0.405										5	0	1	1	0	1	3					
18 Ben Zobrist, S OBP: 0.317, SLG: 0.571										4	1	1	0	1	2	2					
22 Johnny Damon, L OBP: 0.288, SLG: 0.406										4	0	2	0	0	0	2					
3 Evan Longoria, R OBP: 0.357, SLG: 0.273										2	0	1	0	2	1	1					
20 Matt Joyce, L OBP: 0.404, SLG: 0.512										3	0	1	1	0	2	2					
2 B.J. Upton, R OBP: 0.331, SLG: 0.400										4	0	0	0	0	4	4					
11 Casey Kotchman, L OBP: 0.393, SLG: 0.420										2	1	0	0	2	0	1					
15 Reid Brignac, L OBP: 0.250, SLG: 0.206										2	0	0	0	0	1	1					
24 Dan Johnson, L OBP: 0.203, SLG: 0.191										1	0	0	0	0	0	1					
9 Elliot Johnson, S OBP: 0.289, SLG: 0.286										1	0	0	0	0	1	1					
2B John Jaso, L OBP: 0.295, SLG: 0.439										3	0	1	0	1	0	1					
1 Sean Rodriguez, R OBP: 0.324, SLG: 0.458										0	0	0	0	0	0	0					
<b>Inning Stats</b>	R: 0 H: 0 E: 0 K: 0 S: 10	H: 0 R: 0 ER: 0 LOB: 1 BB: 1 P: 18	R: 0 H: 0 E: 0 K: 2 S: 7	H: 0 R: 0 ER: 0 LOB: 1 BB: 1 P: 12	R: 0 H: 0 E: 0 K: 2 S: 8	H: 0 R: 0 ER: 0 LOB: 0 BB: 0 P: 11	R: 0 H: 3 E: 0 K: 2 S: 13	H: 3 R: 0 ER: 0 LOB: 2 BB: 0 P: 17	R: 0 H: 0 E: 0 K: 0 S: 8	H: 0 R: 0 ER: 0 LOB: 1 BB: 1 P: 16	R: 1 H: 1 E: 0 K: 1 S: 12	H: 1 R: 0 ER: 0 LOB: 1 BB: 0 P: 19	R: 0 H: 1 E: 0 K: 0 S: 12	H: 1 R: 0 ER: 0 LOB: 0 BB: 0 P: 18	R: 0 H: 1 E: 0 K: 3 S: 11	H: 1 R: 0 ER: 0 LOB: 1 BB: 0 P: 16	R: 1 H: 1 E: 0 K: 2 S: 14	H: 1 R: 0 ER: 0 LOB: 2 BB: 2 P: 26	1B: 5 2B: 2 3B: 0 HR: 0	SF: 1 SAC: 0 DP: 1 HBP: 0	WP: 0 PA: 38 PB: 0 SB: 1 CS: 0
<b>PITCHER</b>	IP WLS BF H R ER SO BB IBB HBP BLK WP HR S P ERA WHIP																				
23 Brandon Morrow, R ERA: 3.08	6.1 W 28 5 1 1 7 0 4 0 0 0 0 0 0 67 107 1.42 1.421																				
54 Jason Frasor, R ERA: 1.98	0.2 H 1 0 0 0 0 0 0 0 0 0 0 0 3 4 0.00 0.000																				
34 Marc Rzepczynski, L ERA: 2.45	1.0 H 4 1 0 0 3 0 0 0 0 0 0 0 11 16 0.00 1.000																				
50 Frank Francisco, R ERA: 2.84	1.0 S 6 1 1 1 2 2 0 0 0 0 0 0 0 14 26 9.00 3.000																				

Toronto Blue Jays @ Tampa Bay Rays  
Tropicana Field, St. Petersburg, FL  
Wed May 04 2011, 6:43 PM - 9:36 PM EDT  
Att: 10,099 - Dome - 72 F

AB	31
R	2
H	7
RBI	2
BB	6
SO	12
LOB	19





Batter	1	2	3	4	5	6	7	8	9	AB	R	H	RBI	BB	SO	LOB	TOP			
11 Rajai Davis, R OBP: 0.224, SLG: 0.236										4	0	0	0	0	2	3				
16 Corey Patterson, L OBP: 0.298, SLG: 0.405										4	0	0	1	0	2	1				
5 Yunel Escobar, R OBP: 0.315, SLG: 0.360										4	0	1	0	0	2	0				
26 Adam Lind, L OBP: 0.346, SLG: 0.504										4	0	1	0	0	0	1				
20 Juan Rivera, R OBP: 0.327, SLG: 0.310										3	0	1	0	0	0	1				
9 J.P. Arencibia, R OBP: 0.305, SLG: 0.500										3	0	0	0	0	1	0				
10 Edwin Encarnación, R OBP: 0.280, SLG: 0.364										3	0	0	0	0	2	0				
18 Mike McCoy, R OBP: 0.300, SLG: 0.351										3	0	1	0	0	1	0				
6 John McDonald, R OBP: 0.270, SLG: 0.299										3	1	1	0	0	0	1				
<b>Inning Stats</b>	R: 0 E: 0 K: 3 S: 13	H: 0 LOB: 0 BB: 0 P: 18	R: 0 E: 0 K: 1 S: 12	H: 0 LOB: 0 BB: 0 P: 14	R: 0 E: 0 K: 1 S: 8	H: 1 LOB: 0 BB: 0 P: 14	R: 0 E: 0 K: 2 S: 9	H: 0 LOB: 0 BB: 0 P: 13	R: 0 E: 0 K: 1 S: 7	H: 1 LOB: 0 BB: 0 P: 12	R: 0 E: 0 K: 0 S: 5	H: 1 LOB: 0 BB: 0 P: 7	R: 0 E: 0 K: 1 S: 9	H: 0 LOB: 0 BB: 0 P: 15	R: 1 E: 1 K: 0 S: 16	H: 1 LOB: 1 BB: 0 P: 26	1B: 5 2B: 0 3B: 0 HR: 0	SF: 0 SAC: 0 DP: 1 HBP: 0	WP: 0 PB: 0 SB: 1 CS: 0	PA: 31
<b>PITCHER</b>	IP: 8.2 ERA: 3.26	WLS: W BF: 29	H: 4 R: 1 ER: 0 SO: 10	BB: 0 IBB: 0 HBP: 0 BLK: 0	WP: 0 HR: 0 S: 81 P: 118	ERA: 0.00 WHIP: 0.462	<b>PITCHER</b>	IP: 8.1 ERA: 0.84	WLS: S BF: 2	H: 1 R: 0 ER: 0 SO: 0	BB: 0 IBB: 0 HBP: 0 BLK: 0	WP: 0 HR: 0 S: 8 P: 12	ERA: 0.00 WHIP: 3.000							

Toronto Blue Jays @ Tampa Bay Rays  
Tropicana Field, St. Petersburg, FL  
Thu May 05 2011, 1:12 PM - 3:42 PM EDT  
Att: 12,682 - Dome - 72 F

livebaseballscorecards.com

AB 31  
R 1  
H 5  
RBI 1  
BB 0  
SO 10  
LOB 7



Batter	1	2	3	4	5	6	7	8	9	AB	R	H	RBI	BB	SO	LOB	BOTTOM			
5 Sam Fuld, L OBP: 0.323, SLG: 0.391										4	0	0	0	0	0	4				
18 Ben Zobrist, S OBP: 0.323, SLG: 0.565										3	1	1	0	1	0	0				
22 Johnny Damon, L OBP: 0.296, SLG: 0.418										4	0	2	1	0	0	1				
3 Evan Longoria, R OBP: 0.333, SLG: 0.214										3	0	0	0	1	1	2				
20 Matt Joyce, L OBP: 0.398, SLG: 0.506										3	0	1	1	0	1	1				
2 B.J. Upton, R OBP: 0.320, SLG: 0.385										4	0	0	0	0	0	3				
11 Casey Kotchman, L OBP: 0.400, SLG: 0.415										3	0	1	0	1	1	1				
1 Sean Rodriguez, R OBP: 0.319, SLG: 0.460										4	1	1	0	0	0	3				
2B John Jaso, L OBP: 0.313, SLG: 0.458										2	1	1	1	1	0	1				
<b>Inning Stats</b>	R: 0 E: 0 K: 1 S: 9	H: 1 LOB: 1 BB: 0 P: 15	R: 0 E: 0 K: 2 S: 10	H: 0 LOB: 0 BB: 0 P: 15	R: 3 E: 0 K: 0 S: 14	H: 3 LOB: 2 BB: 2 P: 30	R: 0 E: 0 K: 0 S: 6	H: 0 LOB: 1 BB: 1 P: 13	R: 0 E: 0 K: 0 S: 11	H: 1 LOB: 1 BB: 1 P: 17	R: 0 E: 0 K: 0 S: 7	H: 0 LOB: 0 BB: 0 P: 13	R: 0 E: 0 K: 0 S: 11	H: 1 LOB: 1 BB: 0 P: 16	1B: 4 2B: 3 3B: 0 HR: 0	SF: 1 SAC: 0 DP: 0 HBP: 0	WP: 0 PB: 0 SB: 0 CS: 0	PA: 35		
<b>PITCHER</b>	IP: 5.2 ERA: 4.5	WLS: L BF: 27	H: 6 R: 3 ER: 3 SO: 3	BB: 4 IBB: 0 HBP: 0 BLK: 0	WP: 0 HR: 0 S: 59 P: 105	ERA: 4.76 WHIP: 1.765	<b>PITCHER</b>	IP: 6.1 ERA: 0.71	WLS: 5 BF: 1	H: 1 R: 0 ER: 0 SO: 0	BB: 0 IBB: 0 HBP: 0 BLK: 0	WP: 0 HR: 0 S: 12 P: 21	ERA: 0.00 WHIP: 0.750	<b>PITCHER</b>	IP: 8.1 ERA: 4.0	WLS: 3 BF: 0	H: 0 R: 0 ER: 0 SO: 0	BB: 0 IBB: 0 HBP: 0 BLK: 0	WP: 0 HR: 0 S: 8 P: 10	ERA: 0.00 WHIP: 0.000

Toronto Blue Jays @ Tampa Bay Rays  
Tropicana Field, St. Petersburg, FL  
Thu May 05 2011, 1:12 PM - 3:42 PM EDT  
Att: 12,682 - Dome - 72 F

livebaseballscorecards.com

AB 30  
R 3  
H 7  
RBI 3  
BB 4  
SO 3  
LOB 16





Batter	1	2	3	4	5	6	7	8	9	AB	R	H	RBI	BB	SO	LOB	TOP										
1 Sean Rodriguez, R OBP: 0.299, SLG: 0.426	G6-3	G4-3			G4-3		K		K	5	0	0	0	0	2	3											
18 Ben Zobrist, S OBP: 0.333, SLG: 0.559	F8		BB		G6-3		IBB		1B	3	1	1	0	2	0	1											
22 Johnny Damon, L OBP: 0.292, SLG: 0.435	F9		FC3-6			L7			HR	5	1	1	2	0	1	3											
3 Evan Longoria, R OBP: 0.391, SLG: 0.333		2B	G5-4-3			10 WP		11 1B	K	4	2	2	0	1	1	1											
2 B.J. Upton, R OBP: 0.323, SLG: 0.395	30 HR		G5-3			10 WP		K	F8	5	1	2	1	0	1	1											
30 Brandon Guyer, R OBP: 0.333, SLG: 1.333		2B	K		K			G3		3	1	1	2	0	2	2											
20 Matt Joyce, L OBP: 0.394, SLG: 0.500	HR		K		K					1	0	0	0	0	0	1											
10 Kelly Shoppach, R OBP: 0.214, SLG: 0.216	F8								11 1B	3	0	0	0	1	1	2											
24 Dan Johnson, L OBP: 0.197, SLG: 0.186										2	0	0	0	0	2	0											
11 Casey Kotchman, L OBP: 0.419, SLG: 0.436										2	0	2	1	0	0	0											
9 Elliot Johnson, S OBP: 0.293, SLG: 0.289					E1					3	0	1	0	0	1	2											
Inning Stats	R: 0 E: 0 K: 0 S: 7	H: 0 LOB: 0 BB: 0 P: 12	R: 3 E: 0 K: 1 S: 17	H: 4 LOB: 1 BB: 0 P: 30	R: 0 E: 0 K: 0 S: 6	H: 0 LOB: 0 BB: 1 P: 13	R: 0 E: 0 K: 2 S: 8	H: 0 LOB: 0 BB: 0 P: 14	R: 0 E: 1 K: 1 S: 11	H: 0 LOB: 1 BB: 0 P: 20	R: 0 E: 0 K: 1 S: 14	H: 2 LOB: 2 BB: 0 P: 23	R: 0 E: 0 K: 2 S: 10	H: 1 LOB: 2 BB: 1 P: 22	R: 1 E: 0 K: 2 S: 13	H: 1 LOB: 2 BB: 2 P: 23	R: 2 E: 0 K: 2 S: 18	H: 2 LOB: 0 BB: 0 P: 22	1B: 6 2B: 2 3B: 0 HR: 2	SF: 0 2B: 2 SAC: 1 DP: 1 HBP: 0	WP: 1 PB: 0 SB: 1 CS: 0	PA: 41					
PITCHER	IP	WLS	BF	H	R	ER	SO	BB	IBB	HBP	BLK	WP	HR	S	P	ERA	WHIP										
53 Zack Britton, L ERA: 2.93	5.1	L	21	4	3	3	4	1	0	0	0	0	1	52	95	5.06	0.938										
49 Jason Berken, R ERA: 5.02	1.1		8	3	0	0	2	0	1	0	0	1	0	17	32	0.00	2.250										
57 Clay Rapada, L ERA: 14.54	0.1		1	0	0	0	1	0	0	0	0	0	0	4	7	0.00	0.000										
37 Jeremy Accardo, R ERA: 3.95	1.0		6	1	1	1	2	2	0	0	0	0	0	13	23	9.00	3.000										
19 Koji Uehara, R ERA: 3.89	1.0		5	2	2	2	2	0	0	0	0	0	1	18	22	18.00	2.000										

Tampa Bay Rays @ Baltimore Orioles  
 Oriole Park at Camden Yards, Baltimore, MD  
 Fri May 06 2011, 7:08 PM - 10:18 PM EDT  
 Att: 20,694 - Cloudy - 71 F

AB 36  
 R 6  
 H 10  
 RBI 6  
 BB 4  
 SO 11  
 LOB 16



Batter	1	2	3	4	5	6	7	8	9	AB	R	H	RBI	BB	SO	LOB	BOTTOM										
1 Brian Roberts, S OBP: 0.276, SLG: 0.376	K		G4-3			F8		G3-6-3		4	0	0	0	0	1	1											
21 Nick Markakis, L OBP: 0.279, SLG: 0.315	F8				G5-3		F7		P5	4	0	0	0	0	0	0											
25 Derrek Lee, R OBP: 0.326, SLG: 0.345					G6-3		HR		K	3	1	1	1	1	1	0											
27 Vladimir Guerrero, R OBP: 0.286, SLG: 0.403	F7					G6-3			2B	4	1	2	0	0	0	1											
30 Luke Scott, L OBP: 0.330, SLG: 0.518					K					4	0	1	1	0	2	1											
10 Adam Jones, R OBP: 0.294, SLG: 0.422		E5				G5-3			2B	4	0	1	0	0	0	1											
32 Matt Wieters, S OBP: 0.300, SLG: 0.416		G3-1				F7		G4-6-3		3	0	0	0	0	0	2											
12 Mark Reynolds, R OBP: 0.286, SLG: 0.350									P5	2	0	0	0	1	1	0											
11 Robert Andino, R OBP: 0.384, SLG: 0.349					F9					2	0	0	0	1	1	1											
Inning Stats	R: 0 E: 0 K: 1 S: 9	H: 0 LOB: 1 BB: 1 P: 16	R: 0 E: 1 K: 1 S: 8	H: 0 LOB: 0 BB: 0 P: 12	R: 0 E: 0 K: 1 S: 6	H: 0 LOB: 0 BB: 0 P: 8	R: 0 E: 0 K: 1 S: 7	H: 1 LOB: 1 BB: 0 P: 10	R: 0 E: 0 K: 1 S: 12	H: 0 LOB: 1 BB: 1 P: 19	R: 1 E: 0 K: 0 S: 14	H: 1 LOB: 0 BB: 0 P: 21	R: 0 E: 0 K: 0 S: 7	H: 1 LOB: 0 BB: 0 P: 11	R: 0 E: 0 K: 0 S: 3	H: 0 LOB: 0 BB: 1 P: 9	R: 1 E: 0 K: 1 S: 14	H: 2 LOB: 1 BB: 0 P: 21	1B: 1 2B: 3 3B: 0 HR: 1	SF: 0 2B: 3 SAC: 0 DP: 2 HBP: 0	WP: 0 PB: 0 SB: 0 CS: 0	PA: 33					
PITCHER	IP	WLS	BF	H	R	ER	SO	BB	IBB	HBP	BLK	WP	HR	S	P	ERA	WHIP										
33 James Shields, R ERA: 2.01	7.1	W	27	3	1	1	1	0	0	0	0	0	0	64	103	1.23	0.818										
62 Joel Peralta, R ERA: 3.07	1.1	H	5	2	1	1	1	0	0	0	0	0	0	13	19	6.75	1.500										
47 Brandon Gomes, R ERA:	0.1		1	0	0	0	0	0	0	0	0	0	0	3	5	0.00	0.000										

Tampa Bay Rays @ Baltimore Orioles  
 Oriole Park at Camden Yards, Baltimore, MD  
 Fri May 06 2011, 7:08 PM - 10:18 PM EDT  
 Att: 20,694 - Cloudy - 71 F

AB 30  
 R 2  
 H 5  
 RBI 2  
 BB 3  
 SO 6  
 LOB 7





Batter	1	2	3	4	5	6	7	8	9	AB	R	H	RBI	BB	SO	LOB	TOP				
5 Sam Fuld, L OBP: 0.311, SLG: 0.375	L3		F9	G6-3		G4-3		G2		5	0	0	0	0	0	2					
18 Ben Zobrist, S OBP: 0.350, SLG: 0.577	3 2B		3 HR	2B		22 FC4-6		K		5	3	4	0	0	1	0					
22 Johnny Damon, L OBP: 0.288, SLG: 0.433	K		F8	2B		FC4-6 20 1B		F7		5	1	1	1	1	0	4					
3 Evan Longoria, R OBP: 0.393, SLG: 0.522	1-H		2B	HR		F9		G6-3		5	1	2	4	0	0	2					
20 Matt Joyce, L OBP: 0.333, SLG: 0.495	F9		2E	1B		2 HR		K		5	1	2	0	0	1	1					
2 B.J. Upton, R OBP: 0.333, SLG: 0.445	G1-3		K	HR		11 1B		2B		5	1	3	3	0	1	1					
11 Casey Kotchman, L OBP: 0.448, SLG: 0.475	F8			2B		1B		1B		4	0	3	0	1	0	0					
15 Reid Brignac, L OBP: 0.234, SLG: 0.192	K		F7	F9		F9		K		5	0	0	0	0	2	6					
28 John Jaso, L OBP: 0.309, SLG: 0.435	18 2B 3 HR		K	K		F7		F8		3	1	0	0	1	1	3					
<b>Inning Stats</b>	R: 1 H: 2 E: 0 K: 1 S: 16	WLS: 2 BF: 0 LOB: 22	R: 0 H: 0 E: 0 K: 1 S: 9	WLS: 0 BF: 0 LOB: 14	R: 3 H: 3 E: 1 K: 1 S: 13	WLS: 3 BF: 1 LOB: 22	R: 0 H: 1 E: 0 K: 1 S: 9	WLS: 1 BF: 0 LOB: 0	R: 3 H: 4 E: 0 K: 0 S: 17	WLS: 4 BF: 2 LOB: 23	R: 1 H: 2 E: 0 K: 0 S: 15	WLS: 2 BF: 23	R: 0 H: 0 E: 0 K: 1 S: 7	WLS: 0 BF: 12	R: 0 H: 1 E: 0 K: 0 S: 11	WLS: 1 BF: 19	1B: 7 2B: 8 3B: 0 HR: 2	SF: 0 SAC: 0 DP: 0 HBP: 0	WP: 0 PB: 0 SB: 0 CS: 0	PA: 44	
<b>PITCHER</b>	IP	WLS	BF	H	R	ER	SO	BB	IBB	HBP	BLK	WP	HR	S	P	ERA	WHIP				
46 Jeremy Guthrie, R ERA: 4.09	5.0	L	26	10	7	7	4	1	0	0	0	0	2	64	90	12.60	2.200				
37 Jeremy Accardo, R ERA: 4.3	1.0		5	2	1	1	0	0	0	0	0	0	0	15	23	9.00	2.000				
51 Michael Gonzalez, L ERA: 7.45	1.0		5	2	0	0	2	0	0	0	0	0	0	12	20	0.00	2.000				
43 Jim Johnson, R ERA: 4.8	1.0		3	0	0	0	1	0	0	0	0	0	0	7	12	0.00	0.000				
63 Kevin Gregg, R ERA: 2.28	1.0		5	1	0	0	0	1	0	0	0	0	0	11	19	0.00	2.000				

Tampa Bay Rays @ Baltimore Orioles  
 Oriole Park at Camden Yards, Baltimore, MD  
 Sat May 07 2011, 1:12 PM - 4:29 PM EDT  
 Att: 18,961 - Partly Cloudy - 68 F

AB 42  
 R 8  
 H 15  
 RBI 8  
 BB 2  
 SO 7  
 LOB 19



Batter	1	2	3	4	5	6	7	8	9	AB	R	H	RBI	BB	SO	LOB	BOTTOM					
1 Brian Roberts, S OBP: 0.275, SLG: 0.367	F9							F8		3	0	0	0	1	0	5						
9 Jake Fox, R OBP: 0.194, SLG: 0.345		P6								1	0	1	0	0	0	0						
21 Nick Markakis, L OBP: 0.291, SLG: 0.328										4	0	3	2	0	0	1						
25 Derrek Lee, R OBP: 0.314, SLG: 0.331	K									5	0	0	0	0	3	6						
27 Vladimir Guerrero, R OBP: 0.290, SLG: 0.394	G5-3									3	0	0	0	2	0	4						
30 Luke Scott, L OBP: 0.327, SLG: 0.500	G4-3									3	0	0	0	1	0	1						
18 Felix Pie, L OBP: 0.241, SLG: 0.310	G4-3									1	0	0	0	0	1	2						
10 Adam Jones, R OBP: 0.293, SLG: 0.416										4	0	1	0	0	0	1						
32 Matt Wieters, S OBP: 0.327, SLG: 0.407										2	0	0	0	2	0	1						
3 Cesar Izturis, S OBP: 0.269, SLG: 0.208										0	0	0	0	0	0	0						
12 Mark Reynolds, R OBP: 0.293, SLG: 0.343										2	1	0	0	2	2	2						
11 Robert Andino, R OBP: 0.390, SLG: 0.338										2	1	0	0	2	1	4						
<b>Inning Stats</b>	R: 0 H: 1 E: 0 K: 1 S: 9	WLS: 1 BF: 0 LOB: 14	R: 0 H: 1 E: 0 K: 1 S: 16	WLS: 1 BF: 30	R: 0 H: 1 E: 0 K: 0 S: 6	WLS: 1 BF: 14	R: 0 H: 0 E: 0 K: 1 S: 8	WLS: 0 BF: 15	R: 0 H: 0 E: 0 K: 0 S: 10	WLS: 0 BF: 19	R: 0 H: 0 E: 0 K: 0 S: 5	WLS: 0 BF: 7	R: 1 H: 1 E: 0 K: 0 S: 12	WLS: 1 BF: 26	R: 0 H: 0 E: 0 K: 1 S: 12	WLS: 0 BF: 21	R: 1 H: 1 E: 0 K: 2 S: 18	WLS: 1 BF: 33	1B: 4 2B: 1 3B: 0 HR: 0	SF: 1 SAC: 0 DP: 1 HBP: 0	WP: 3 PB: 0 SB: 0 CS: 0	PA: 41
<b>PITCHER</b>	IP	WLS	BF	H	R	ER	SO	BB	IBB	HBP	BLK	WP	HR	S	P	ERA	WHIP					
58 Jeremy Hellickson, R ERA: 3.72	5.0	W	22	3	0	0	4	5	0	0	0	0	0	49	92	0.00	1.600					
27 Cesar Ramos, L ERA: 4.82	1.0		3	0	0	0	0	0	0	0	0	0	0	5	7	0.00	0.000					
37 Juan Cruz, R ERA: 2.77	1.0		6	1	1	1	0	2	0	0	0	0	0	12	26	9.00	3.000					
36 Adam Russell, R ERA: 2.84	1.0		6	1	1	1	1	2	0	0	0	0	0	15	30	9.00	3.000					
47 Brandon Gomes, R ERA:	1.0		4	0	0	0	2	1	0	0	0	1	0	15	24	0.00	1.000					

Tampa Bay Rays @ Baltimore Orioles  
 Oriole Park at Camden Yards, Baltimore, MD  
 Sat May 07 2011, 1:12 PM - 4:29 PM EDT  
 Att: 18,961 - Partly Cloudy - 68 F

AB 30  
 R 2  
 H 5  
 RBI 2  
 BB 10  
 SO 7  
 LOB 27









Batter	1	2	3	4	5	6	7	8	9	AB	R	H	RBI	BB	SO	LOB	TOP					
5 Sam Fuld, L (1,7) OBP: 0.296, SLG: 0.289										5	0	0	0	0	1	2						
9 Elliot Johnson, S (9,7)										0	0	0	0	0	0	0						
18 Ben Zobrist, S (1,4) OBP: 0.349, SLG: 0.565										3	1	0	0	1	1	1						
3 Evan Longoria, R (1,5) OBP: 0.417, SLG: 0.633										4	1	2	1	0	0	1						
20 Matt Joyce, L (1,9) OBP: 0.402, SLG: 0.554										4	1	2	2	0	0	1						
2 B.J. Upton, R (1,8) OBP: 0.336, SLG: 0.441										4	0	1	0	0	2	1						
11 Casey Kotchman, L (1,3) OBP: 0.427, SLG: 0.455										4	0	1	0	0	0	2						
1 Sean Rodriguez, R (1,6) OBP: 0.300, SLG: 0.437										3	1	1	0	0	0	2						
22 Johnny Damon, L (9,PH) OBP: 0.290, SLG: 0.432										0	0	0	0	1	0	0						
15 Reid Brignac, L (9,6) OBP: 0.235, SLG: 0.195										0	0	0	0	0	0	0						
24 Dan Johnson, L (1,10) OBP: 0.188, SLG: 0.176										4	0	0	0	0	1	3						
2B John Jaso, L (1,2) OBP: 0.311, SLG: 0.418										2	0	0	0	0	0	0						
10 Kelly Shoppach, R (7,PH) OBP: 0.224, SLG: 0.226										2	0	1	1	0	0	1						
<b>Inning Stats</b>	R: 0 H: 1 E: 0 K: 1 S: 10	H: 1 LOB: 1 BB: 0 P: 15	R: 0 H: 0 E: 0 K: 1 S: 12	H: 1 LOB: 1 BB: 0 P: 20	R: 0 H: 0 E: 0 K: 1 S: 9	H: 0 LOB: 0 BB: 0 P: 14	R: 1 H: 2 E: 0 K: 0 S: 11	H: 2 LOB: 1 BB: 0 P: 17	R: 0 H: 0 E: 0 K: 0 S: 8	H: 0 LOB: 0 BB: 0 P: 13	R: 1 H: 1 E: 0 K: 0 S: 8	H: 1 LOB: 1 BB: 0 P: 13	R: 1 H: 2 E: 0 K: 0 S: 8	H: 2 LOB: 1 BB: 0 P: 10	R: 1 H: 1 E: 0 K: 1 S: 11	H: 1 LOB: 1 BB: 0 P: 19	R: 0 H: 0 E: 0 K: 1 S: 9	H: 0 LOB: 1 BB: 1 P: 13	1B: 2 2B: 4 3B: 0 HR: 2	SF: 0 SAC: 0 DP: 0 HBP: 0	WP: 0 PB: 0 SB: 1 CS: 0	PA: 37
<b>PITCHER</b>	IP	WLS	BF	H	R	ER	SO	BB	IBB	HBP	BLK	WP	HR	S	P	ERA	WHIP					
43 Josh Tomlin, R (1,1) ERA: 2.7	6.0		25	6	3	3	3	1	0	0	0	0	1	59	93	4.50	1.167					
49 Tony Sipp, L (7,1) ERA: 1.62	1.0	H	4	1	0	0	0	0	0	0	0	0	0	7	9	0.00	1.000					
52 Vinnie Pestano, R (8,1) ERA: 1.84	1.0	B	4	1	1	1	1	0	0	0	0	0	1	11	19	9.00	1.000					
54 Chris Perez, R (9,1) ERA: 2.81	1.0	W	4	0	0	0	1	1	0	0	0	0	0	9	13	0.00	1.000					

**Tampa Bay Rays @ Cleveland Indians**  
 Progressive Field, Cleveland, OH  
 Tue May 10 2011, 8:41 PM - 11:54 PM EDT  
 Att: 13,551 - Cloudy - 59 F

AB	35
R	4
H	8
RBI	4
BB	2
SO	5
LOB	14



Batter	1	2	3	4	5	6	7	8	9	AB	R	H	RBI	BB	SO	LOB	BOTTOM					
24 Grady Sizemore, L (1,8) OBP: 0.333, SLG: 0.641										5	1	1	1	0	0	6						
13 Adrián Beltrán, S (1,6) OBP: 0.346, SLG: 0.444										5	0	3	1	0	0	1						
17 Shin-Soo Choo, L (1,9) OBP: 0.311, SLG: 0.348										3	0	1	0	2	1	3						
41 Carlos Santana, S (1,2) OBP: 0.346, SLG: 0.389										3	1	1	0	2	0	3						
48 Travis Hafner, L (1,10) OBP: 0.405, SLG: 0.510										3	0	0	0	2	1	4						
20 Orlando Cabrera, R (1,4) OBP: 0.296, SLG: 0.344										5	0	1	0	0	0	5						
23 Michael Brantley, L (1,7) OBP: 0.375, SLG: 0.567										4	1	2	2	1	1	2						
7 Matt LaPorta, R (1,3) OBP: 0.348, SLG: 0.475										2	1	1	0	2	1	0						
8 Adam Everett, R (8,PR) OBP: 0.429, SLG: 0.333										0	0	0	0	0	0	0						
9 Jack Hannahan, L (1,5) OBP: 0.355, SLG: 0.427										1	1	0	0	2	0	0						
<b>Inning Stats</b>	R: 1 H: 3 E: 0 K: 0 S: 10	H: 3 LOB: 2 BB: 1 P: 19	R: 0 H: 0 E: 0 K: 2 S: 8	H: 0 LOB: 0 BB: 0 P: 11	R: 0 H: 0 E: 0 K: 0 S: 11	H: 0 LOB: 2 BB: 2 P: 25	R: 1 H: 1 E: 0 K: 0 S: 6	H: 1 LOB: 1 BB: 2 P: 15	R: 0 H: 1 E: 0 K: 1 S: 13	H: 1 LOB: 1 BB: 0 P: 21	R: 2 H: 2 E: 0 K: 1 S: 16	H: 2 LOB: 2 BB: 2 P: 32	R: 0 H: 1 E: 0 K: 0 S: 7	H: 1 LOB: 1 BB: 0 P: 15	R: 0 H: 1 E: 0 K: 0 S: 7	H: 1 LOB: 3 BB: 3 P: 9	R: 1 H: 1 E: 0 K: 0 S: 8	H: 1 LOB: 3 BB: 3 P: 22	1B: 7 2B: 1 3B: 0 HR: 2	SF: 0 SAC: 1 DP: 3 HBP: 0	WP: 0 PB: 1 SB: 2 CS: 0	PA: 43
<b>PITCHER</b>	IP	WLS	BF	H	R	ER	SO	BB	IBB	HBP	BLK	WP	HR	S	P	ERA	WHIP					
21 Andy Sonnanstine, R (1,1) ERA: 2.87	3.1		18	4	2	2	2	5	0	0	0	0	0	33	68	5.40	2.700					
27 Cesar Ramos, L (4,1) ERA: 4.09	1.2		5	1	0	0	1	0	0	0	0	0	0	15	23	0.00	0.600					
47 Brandon Gomes, R (6,1) ERA: 2.45	0.1		4	1	2	1	0	2	0	0	0	0	0	7	17	27.00	9.000					
37 Juan Cruz, R (6,1) ERA: 2.57	1.0		6	2	0	0	1	1	0	0	0	0	0	14	26	0.00	3.000					
62 Joel Penitza, R (7,1) ERA: 3.0	1.2	L	8	2	1	1	0	1	1	0	0	0	0	13	27	5.40	1.800					
<b>PITCHER</b>	IP	WLS	BF	H	R	ER	SO	BB	IBB	HBP	BLK	WP	HR	S	P	ERA	WHIP					
43 Kyle Farnsworth, R (9,1) ERA: 0.73	0.1		2	0	0	0	0	1	0	0	0	0	0	4	8	0.00	3.000					

**Tampa Bay Rays @ Cleveland Indians**  
 Progressive Field, Cleveland, OH  
 Tue May 10 2011, 8:41 PM - 11:54 PM EDT  
 Att: 13,551 - Cloudy - 59 F

AB	31
R	5
H	10
RBI	4
BB	11
SO	4
LOB	24

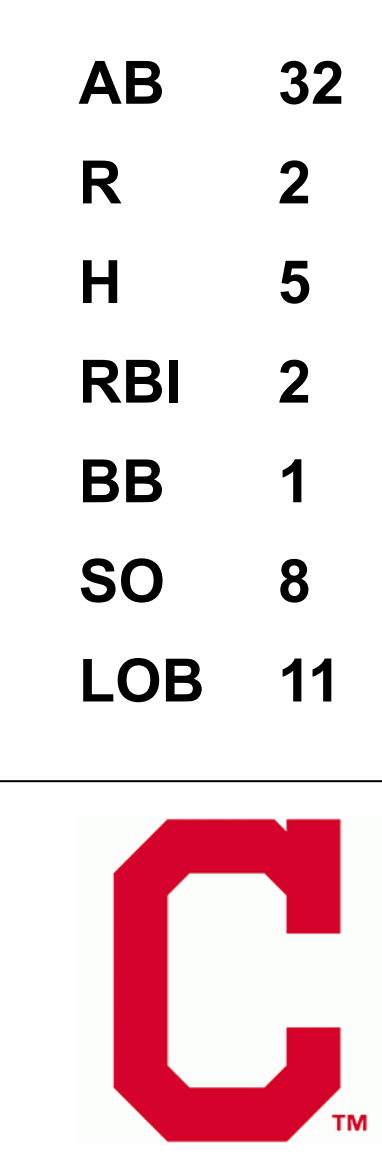




Batter	1	2	3	4	5	6	7	8	9	AB	R	H	RBI	BB	SO	LOB	TOP											
5 Sam Fuld, L (1,7) OBP: 0.313, SLG: 0.381										4	0	3	2	1	0	0	<b>Tampa Bay Rays @ Cleveland Indians</b> Progressive Field, Cleveland, OH Wed May 11 2011, 7:06 PM - 9:54 PM EDT Att: 16,336 - Cloudy - 67 F											
18 Ben Zobrist, S (1,4) OBP: 0.358, SLG: 0.586										2	1	1	2	2	0	2												
22 Johnny Damon, L (1,10) OBP: 0.287, SLG: 0.419										4	0	0	0	1	0	4												
3 Evan Longoria, R (1,5) OBP: 0.390, SLG: 0.559										4	1	0	0	0	2	6												
20 Matt Joyce, L (1,9) OBP: 0.402, SLG: 0.575										5	2	2	1	0	1	2												
2 B.J. Upton, R (1,8) OBP: 0.338, SLG: 0.447										5	1	2	2	0	0	0												
11 Casey Kotchman, L (1,3) OBP: 0.425, SLG: 0.451										5	1	2	0	0	0	1												
15 Reid Brignac, L (1,6) OBP: 0.221, SLG: 0.183										5	1	0	0	0	0	4												
28 John Jaso, L (1,2) OBP: 0.308, SLG: 0.408										4	1	1	1	0	0	1												
<b>Inning Stats</b>	R: 0 E: 0 K: 1 S: 7	H: 0 LOB: 2 BB: 2 P: 17	R: 1 E: 0 K: 0 S: 17	H: 3 LOB: 2 BB: 0 P: 26	R: 0 E: 0 K: 0 S: 4	H: 0 LOB: 0 BB: 0 P: 7	R: 3 E: 0 K: 0 S: 20	H: 3 LOB: 2 BB: 1 P: 35	R: 0 E: 0 K: 1 S: 9	H: 0 LOB: 0 BB: 0 P: 15	R: 0 E: 0 K: 0 S: 4	H: 0 LOB: 0 BB: 0 P: 7	R: 3 E: 0 K: 0 S: 12	H: 3 LOB: 1 BB: 0 P: 21	R: 0 E: 0 K: 1 S: 12	H: 1 LOB: 2 BB: 1 P: 22	R: 1 E: 0 K: 0 S: 13	H: 1 LOB: 0 BB: 0 P: 22	1B: 7 2B: 2 3B: 0 HR: 2	SF: 1 SAC: 0 DP: 0 HBP: 1	WP: 0 PB: 0 SB: 1 CS: 0	PA: 44						
<b>PITCHER</b>	IP WLS BF H R ER SO BB IBB HBP BLK WP HR S P ERA WHIP	5.0 L 25 6 4 4 2 3 0 0 0 0 0 1 57 100 7.20 1.800	2.2 14 4 3 3 0 1 0 1 0 0 1 25 46 10.12 1.875	1.1 5 1 1 1 1 0 0 0 0 0 1 16 26 6.75 0.750	<b>PITCHER</b>										IP WLS BF H R ER SO BB IBB HBP BLK WP HR S P ERA WHIP													
59 Carlos Carrasco, R (1,1) ERA: 5.29											5.0	L	25	6	4	4	2	3	0	0	0	0	0	1	57	100	7.20	1.800
39 Justin Germano, R (6,1) ERA: 6.17											2.2	14	4	3	3	0	1	0	1	0	0	0	1	25	46	10.12	1.875	
37 Chad Durbin, R (8,1) ERA: 6.75											1.1	5	1	1	1	1	0	0	0	0	0	0	1	16	26	6.75	0.750	

Batter	1	2	3	4	5	6	7	8	9	AB	R	H	RBI	BB	SO	LOB	BOTTOM										
23 Michael Brantley, L (1,8) OBP: 0.371, SLG: 0.382										4	0	1	1	0	0	0	<b>Tampa Bay Rays @ Cleveland Indians</b> Progressive Field, Cleveland, OH Wed May 11 2011, 7:06 PM - 9:54 PM EDT Att: 16,336 - Cloudy - 67 F										
13 Adrián Cabrera, S (1,6) OBP: 0.346, SLG: 0.445										4	0	1	0	0	0	1											
8 Adam Everett, R (9,6) OBP: 0.429, SLG: 0.333										4	0	0	0	0	2	1											
17 Shin-Soo Choo, L (1,9) OBP: 0.303, SLG: 0.338										3	0	1	0	1	1	1											
41 Carlos Santana, S (1,2) OBP: 0.350, SLG: 0.397										4	0	0	0	0	2	3											
47 Shelley Duncan, R (1,10) OBP: 0.279, SLG: 0.415										4	0	0	0	0	2	3											
20 Orlando Cabrera, R (1,4) OBP: 0.295, SLG: 0.348										4	1	1	0	0	0	2											
7 Matt LaPorta, R (1,3) OBP: 0.347, SLG: 0.480										3	1	1	1	0	1	1											
26 Austin Keams, R (1,7) OBP: 0.245, SLG: 0.191										3	0	0	0	0	1	1											
9 Jack Hannahan, L (1,5) OBP: 0.345, SLG: 0.414										3	0	0	0	0	1	1											
<b>Inning Stats</b>	R: 0 E: 0 K: 1 S: 10	H: 0 LOB: 0 BB: 0 P: 14	R: 0 E: 0 K: 0 S: 7	H: 0 LOB: 0 BB: 0 P: 13	R: 0 E: 0 K: 1 S: 7	H: 0 LOB: 0 BB: 0 P: 10	R: 0 E: 0 K: 1 S: 7	H: 0 LOB: 0 BB: 0 P: 13	R: 0 E: 0 K: 2 S: 12	H: 1 LOB: 1 BB: 0 P: 16	R: 0 E: 0 K: 0 S: 6	H: 0 LOB: 0 BB: 0 P: 11	R: 0 E: 0 K: 1 S: 9	H: 1 LOB: 1 BB: 0 P: 14	R: 2 E: 0 K: 1 S: 12	H: 3 LOB: 1 BB: 0 P: 21	R: 0 E: 0 K: 1 S: 7	H: 0 LOB: 1 BB: 1 P: 14	1B: 1 2B: 4 3B: 0 HR: 0	SF: 0 SAC: 0 DP: 0 HBP: 0	WP: 0 PB: 0 SB: 0 CS: 0	PA: 33					
<b>PITCHER</b>	IP WLS BF H R ER SO BB IBB HBP BLK WP HR S P ERA WHIP	8.0 W 29 5 2 2 7 0 0 0 0 0 0 7 14 0.00 1.000	1.0 4 0 0 0 0 1 1 0 0 0 0 0 7 14 0.00 1.000	<b>PITCHER</b>										IP WLS BF H R ER SO BB IBB HBP BLK WP HR S P ERA WHIP													
14 David Price, L (1,1) ERA: 3.12											8.0	W	29	5	2	2	7	0	0	0	0	0	0	7	14	0.00	1.000
55 Rob Delaney, R (9,1) ERA:											1.0	4	0	0	0	0	1	1	0	0	0	0	0	7	14	0.00	1.000


AB	38
R	8
H	11
RBI	8
BB	4
SO	3
LOB	20










Batter	1	2	3	4	5	6	7	8	9	AB	R	H	RBI	BB	SO	LOB	TOP					
1 Brian Roberts, S OBP: 0.267, SLG: 0.331	G5-3			F8	F8			F8		4	0	0	0	0	0	2	<p><b>Baltimore Orioles @ Tampa Bay Rays</b> Tropicana Field, St. Petersburg, FL Fri May 13 2011, 7:12 PM - 9:29 PM EDT Att: 20,476 - Dome - 72 F</p> <p>livebaseballscorecards.com</p> <p>AB 30 R 0 H 4 RBI 0 BB 1 SO 3 LOB 8</p> 					
21 Nick Markakis, L OBP: 0.294, SLG: 0.306	G3			P6				P5		4	0	0	0	0	0	0						
25 Derrek Lee, R OBP: 0.309, SLG: 0.338	G4-3				L7					4	0	1	0	0	1	0						
30 Luke Scott, L OBP: 0.331, SLG: 0.476		G3			2B					3	0	0	0	1	1	0						
10 Adam Jones, R OBP: 0.322, SLG: 0.444		G6-3			FC6-4					3	0	0	0	0	0	2						
32 Matt Wieters, S OBP: 0.323, SLG: 0.407										3	0	1	0	0	0	0						
2 J.J. Hardy, R OBP: 0.429, SLG: 0.548										3	0	1	0	0	0	1						
18 Felix Pie, L OBP: 0.266, SLG: 0.366										3	0	0	0	0	0	2						
12 Mark Reynolds, R OBP: 0.288, SLG: 0.314										3	0	1	0	0	1	1						
<b>Inning Stats</b>	R: 0 E: 0 K: 0 S: 6	H: 0 LOB: 0 BB: 0 P: 12	R: 0 E: 0 K: 0 S: 8	H: 0 LOB: 0 BB: 0 P: 10	R: 0 E: 0 K: 1 S: 8	H: 1 LOB: 0 BB: 0 P: 12	R: 0 E: 0 K: 0 S: 10	H: 1 LOB: 2 BB: 1 P: 19	R: 0 E: 0 K: 1 S: 11	H: 2 LOB: 2 BB: 0 P: 17	R: 0 E: 0 K: 1 S: 11	H: 0 LOB: 0 BB: 0 P: 16	R: 0 E: 0 K: 0 S: 8	H: 0 LOB: 0 BB: 0 P: 10	R: 0 E: 0 K: 0 S: 9	H: 0 LOB: 0 BB: 0 P: 11		R: 0 E: 0 K: 1 S: 10	H: 0 LOB: 0 BB: 0 P: 13	1B: 3 2B: 1 3B: 0 HR: 0	SF: 0 SAC: 0 DP: 0 HBP: 0	WP: 0 PB: 0 SB: 0 CS: 0
<b>PITCHER</b> 58 Jeremy Hellickson, R ERA: 2.98	IP: 9.0 WLS: W BF: 31 H: 4 R: 0 ER: 0 SO: 3 BB: 1 IBB: 0 HBP: 0 BLK: 0 WP: 0 HR: 0 S: 83 P: 120 ERA: 0.00 WHIP: 0.556															<b>PITCHER</b>						

Batter	1	2	3	4	5	6	7	8	9	AB	R	H	RBI	BB	SO	LOB	BOTTOM					
5 Sam Fuld, L OBP: 0.301, SLG: 0.364	G4-3									4	0	0	0	0	1	0	<p><b>Baltimore Orioles @ Tampa Bay Rays</b> Tropicana Field, St. Petersburg, FL Fri May 13 2011, 7:12 PM - 9:29 PM EDT Att: 20,476 - Dome - 72 F</p> <p>livebaseballscorecards.com</p> <p>AB 29 R 3 H 7 RBI 3 BB 2 SO 5 LOB 7</p> 					
18 Ben Zobrist, S OBP: 0.369, SLG: 0.579	F8									3	0	1	0	1	1	0						
22 Johnny Damon, L OBP: 0.290, SLG: 0.435	L7									4	1	1	1	0	0	2						
3 Evan Longoria, R OBP: 0.420, SLG: 0.585										4	1	2	0	0	0	1						
20 Matt Joyce, L OBP: 0.424, SLG: 0.604										2	1	2	2	1	0	0						
11 Casey Kotchman, L OBP: 0.420, SLG: 0.436										3	0	0	0	0	0	3						
1 Sean Rodriguez, R OBP: 0.289, SLG: 0.419										3	0	0	0	0	1	0						
15 Reid Brignac, L OBP: 0.226, SLG: 0.202										3	0	1	0	0	2	0						
2B John Jaso, L OBP: 0.296, SLG: 0.392										3	0	0	0	0	0	1						
<b>Inning Stats</b>	R: 0 E: 0 K: 0 S: 9	H: 3 LOB: 0 BB: 0 P: 11	R: 2 E: 0 K: 0 S: 13	H: 3 LOB: 0 BB: 0 P: 19	R: 0 E: 0 K: 0 S: 6	H: 0 LOB: 1 BB: 1 P: 12	R: 0 E: 0 K: 0 S: 8	H: 1 LOB: 0 BB: 0 P: 12	R: 0 E: 0 K: 2 S: 7	H: 0 LOB: 0 BB: 0 P: 10	R: 0 E: 0 K: 0 S: 16	H: 2 LOB: 2 BB: 1 P: 28	R: 0 E: 0 K: 2 S: 9	H: 0 LOB: 0 BB: 0 P: 12	R: 1 E: 0 K: 1 S: 9	H: 1 LOB: 0 BB: 0 P: 13		R: 0 E: 0 K: 1 S: 9	H: 0 LOB: 0 BB: 0 P: 13	1B: 4 2B: 1 3B: 0 HR: 2	SF: 0 SAC: 0 DP: 2 HBP: 0	WP: 0 PB: 0 SB: 0 CS: 0
<b>PITCHER</b> 46 Jeremy Guthrie, R ERA: 3.98	IP: 8.0 WLS: L BF: 31 H: 7 R: 3 ER: 3 SO: 5 BB: 1 IBB: 1 HBP: 0 BLK: 0 WP: 0 HR: 2 S: 77 P: 117 ERA: 3.38 WHIP: 1.000															<b>PITCHER</b>						



Batter	1	2	3	4	5	6	7	8	9	AB	R	H	RBI	BB	SO	LOB	TOP										
1 Brian Roberts, S OBP: 0.271, SLG: 0.333	F7		G4-3			P5				5	1	2	0	0	0	0	<p>Baltimore Orioles @ Tampa Bay Rays</p> <p>Tropicana Field, St. Petersburg, FL</p> <p>Sat May 14 2011, 4:11 PM - 6:42 PM EDT</p> <p>Att: 28,451 - Dome - 72 F</p>										
21 Nick Markakis, L OBP: 0.299, SLG: 0.313	F8									3	1	2	0	2	0	0											
25 Derrek Lee, R OBP: 0.312, SLG: 0.342			F8							4	1	1	1	1	2	4											
27 Vladimir Guerrero, R OBP: 0.314, SLG: 0.397										4	0	2	1	1	0	2											
30 Luke Scott, L OBP: 0.320, SLG: 0.458										4	0	0	0	0	1	6											
18 Felix Pie, L OBP: 0.262, SLG: 0.357										1	0	0	0	0	1	0											
10 Adam Jones, R OBP: 0.331, SLG: 0.453										4	1	2	1	1	1	0											
2 J.J. Hardy, R OBP: 0.395, SLG: 0.486										4	0	0	0	0	1	3											
9 Jake Fox, R OBP: 0.237, SLG: 0.429										3	1	1	2	1	1	0											
12 Mark Reynolds, R OBP: 0.287, SLG: 0.336										4	1	1	1	0	1	1											
Inning Stats	R: 1 E: 0 K: 0 S: 10	H: 1 LOB: 1 BB: 1 P: 21	R: 0 E: 0 K: 0 S: 9	H: 0 LOB: 0 BB: 0 P: 14	R: 0 E: 0 K: 0 S: 7	H: 1 LOB: 1 BB: 0 P: 11	R: 0 E: 0 K: 1 S: 10	H: 0 LOB: 1 BB: 1 P: 19	R: 1 E: 0 K: 2 S: 15	H: 3 LOB: 3 BB: 1 P: 23	R: 2 E: 0 K: 1 S: 17	H: 2 LOB: 0 BB: 0 P: 28	R: 1 E: 0 K: 1 S: 13	H: 2 LOB: 2 BB: 1 P: 24	R: 1 E: 0 K: 0 S: 10	H: 2 LOB: 2 BB: 2 P: 25		R: 0 E: 0 K: 3 S: 9	H: 0 LOB: 0 BB: 0 P: 10	1B: 6 2B: 3 3B: 0 HR: 2	SF: 0 SAC: 1 DP: 1 HBP: 0	WP: 1 PB: 0 SB: 2 CS: 0	PA: 43				
PITCHER	IP	WLS	BF	H	R	ER	SO	BB	IBB	HBP	BLK	WP	HR	S	P	ERA		WHIP									
40 Wade Davis, R ERA: 3.47	5.1	L	26	7	4	4	3	3	0	0	0	1	2	63	106	6.75	1.875										
37 Juan Cruz, R ERA: 3.0	1.0		4	0	1	1	2	1	0	0	0	0	0	10	22	9.00	1.000										
36 Adam Russell, R ERA: 3.21	1.1		8	3	1	1	0	1	1	0	0	0	0	12	28	6.75	3.000										
47 Brandon Gomes, R ERA: 1.8	1.1		5	1	0	0	3	0	0	0	0	0	0	15	19	0.00	0.750										

AB	36
R	6
H	11
RBI	6
BB	6
SO	8
LOB	16





Batter	1	2	3	4	5	6	7	8	9	AB	R	H	RBI	BB	SO	LOB	BOTTOM										
5 Sam Fuld, L OBP: 0.300, SLG: 0.361	G4-3									4	0	1	0	0	1	0	<p>Baltimore Orioles @ Tampa Bay Rays</p> <p>Tropicana Field, St. Petersburg, FL</p> <p>Sat May 14 2011, 4:11 PM - 6:42 PM EDT</p> <p>Att: 28,451 - Dome - 72 F</p>										
18 Ben Zobrist, S OBP: 0.372, SLG: 0.580										3	0	1	0	1	2	1											
22 Johnny Damon, L OBP: 0.289, SLG: 0.430										4	0	1	0	0	0	2											
3 Evan Longoria, R OBP: 0.389, SLG: 0.533										4	0	0	0	0	0	3											
20 Matt Joyce, L OBP: 0.414, SLG: 0.588										3	0	0	0	0	0	1											
9 Elliot Johnson, S OBP: 0.298, SLG: 0.279										1	0	0	0	0	1	1											
2 B.J. Upton, R OBP: 0.338, SLG: 0.452										3	0	1	0	0	0	1											
11 Casey Kotchman, L OBP: 0.407, SLG: 0.420										3	0	0	0	0	0	2											
15 Reid Brignac, L OBP: 0.219, SLG: 0.196										3	0	0	0	0	0	1											
2B John Jaso, L OBP: 0.286, SLG: 0.377										3	0	0	0	0	1	0											
Inning Stats	R: 0 E: 0 K: 0 S: 9	H: 2 LOB: 1 BB: 0 P: 12	R: 0 E: 0 K: 0 S: 8	H: 1 LOB: 0 BB: 0 P: 13	R: 0 E: 0 K: 1 S: 8	H: 1 LOB: 1 BB: 0 P: 11	R: 0 E: 0 K: 0 S: 4	H: 0 LOB: 0 BB: 0 P: 7	R: 0 E: 0 K: 0 S: 8	H: 0 LOB: 0 BB: 0 P: 13	R: 0 E: 0 K: 1 S: 8	H: 0 LOB: 0 BB: 0 P: 12	R: 0 E: 0 K: 0 S: 9	H: 0 LOB: 1 BB: 0 P: 13	R: 0 E: 0 K: 2 S: 8	H: 0 LOB: 0 BB: 0 P: 11		R: 0 E: 0 K: 1 S: 6	H: 0 LOB: 1 BB: 1 P: 11	1B: 2 2B: 2 3B: 0 HR: 0	SF: 0 SAC: 0 DP: 1 HBP: 0	WP: 0 PB: 0 SB: 1 CS: 0	PA: 32				
PITCHER	IP	WLS	BF	H	R	ER	SO	BB	IBB	HBP	BLK	WP	HR	S	P	ERA		WHIP									
35 Brad Bergesen, R ERA: 4.35	9.0	W	32	4	0	0	5	1	0	0	0	0	0	68	103	0.00	0.556										

AB	31
R	0
H	4
RBI	0
BB	1
SO	5
LOB	12





Batter	1	2	3	4	5	6	7	8	9	AB	R	H	RBI	BB	SO	LOB	TOP										
1 Brian Roberts, S OBP: 0.275, SLG: 0.335	G5-3		21 2B 25 1B	G6-3		K		21 1B		5	1	2	0	0	1	1	<p><b>Baltimore Orioles @ Tampa Bay Rays</b> Tropicana Field, St. Petersburg, FL Sun May 15 2011, 1:42 PM - 4:42 PM EDT Att: 21,505 - Dome - 72 F</p> <p>livebaseballscorecards.com</p> <p>AB 42 R 9 H 15 RBI 9 BB 3 SO 4 LOB 15</p> 										
21 Nick Markakis, L OBP: 0.308, SLG: 0.348	G3-1		25 1B	HR	G6-3			1B		5	2	3	1	0	0	0											
25 Derrek Lee, R OBP: 0.309, SLG: 0.338	F9		27 2B	K	F9			P6		5	0	1	2	0	1	3											
27 Vladimir Guerrero, R OBP: 0.316, SLG: 0.411		10 G4-3 32 1B	1B	F8		P4		G6-3		5	1	2	0	0	0	0											
30 Luke Scott, L OBP: 0.310, SLG: 0.441 18 Felix Pie, L OBP: 0.256, SLG: 0.349	F8		F9	F7		F7		L6		4	0	0	0	0	0	3											
10 Adam Jones, R OBP: 0.323, SLG: 0.447	G4-3		F8			K		32 1B 12 1B		4	2	1	0	1	1	3											
32 Matt Wieters, S OBP: 0.341, SLG: 0.419	1B		G6-3			12 BB 2 HR		21 1B 1 1B		4	1	3	1	1	0	0											
12 Mark Reynolds, R OBP: 0.291, SLG: 0.333	K		G6-3			2 HR		P6		4	1	1	1	1	1	2											
2 J.J. Hardy, R OBP: 0.386, SLG: 0.550	F8		F8			1B		F9		5	1	2	4	0	0	3											
<b>Inning Stats</b>	R: 0 E: 0 K: 10 S: 10	H: 0 LOB: 0 BB: 0 P: 12	R: 1 E: 0 K: 1 S: 15	H: 2 LOB: 1 BB: 0 P: 20	R: 2 E: 0 K: 0 S: 12	H: 4 LOB: 2 BB: 0 P: 19	R: 0 E: 0 K: 0 S: 13	H: 1 LOB: 1 BB: 0 P: 18	R: 1 E: 0 K: 1 S: 11	H: 1 LOB: 0 BB: 0 P: 15	R: 4 E: 0 K: 1 S: 16	H: 1 LOB: 0 BB: 3 P: 33	R: 0 E: 0 K: 1 S: 6	H: 3 LOB: 3 BB: 0 P: 19	R: 1 E: 0 K: 0 S: 13	H: 3 LOB: 2 BB: 0 P: 20		1B: 10 2B: 3 3B: 0 HR: 2	SF: 0 SAC: 0 DP: 0 HBP: 0	WP: 0 PB: 0 SB: 1 CS: 0	PA: 45						
<b>PITCHER</b>	IP	WLS	BF	H	R	ER	SO	BB	IBB	HBP	BLK	WP	HR	S	P	ERA	WHIP										
21 Andy Sonnanstine, R ERA: 3.92	5.0	L	23	8	4	4	2	0	0	0	0	0	1	61	84	7.20	1.600										
55 Rob Delaney, R ERA: 13.5	0.0		3	0	3	3	0	2	1	0	0	0	0	6	18	∞	∞										
27 Cesar Ramos, L ERA: 4.5	1.0		4	1	1	1	1	0	0	0	0	0	1	10	15	9.00	1.000										
47 Brandon Gomes, R ERA: 1.29	2.0		9	3	0	0	1	0	0	0	0	0	0	19	27	0.00	1.500										
36 Adam Russell, R ERA: 3.6	1.0		6	3	1	1	0	0	0	0	0	0	0	13	20	9.00	3.000										

Batter	1	2	3	4	5	6	7	8	9	AB	R	H	RBI	BB	SO	LOB	BOTTOM										
5 Sam Fuld, L OBP: 0.293, SLG: 0.351 1 Sean Rodriguez, R OBP: 0.286, SLG: 0.413	K		F8		F9		FC4-6 22 CS		F8	4	0	0	0	0	1	2	<p><b>Baltimore Orioles @ Tampa Bay Rays</b> Tropicana Field, St. Petersburg, FL Sun May 15 2011, 1:42 PM - 4:42 PM EDT Att: 21,505 - Dome - 72 F</p> <p>livebaseballscorecards.com</p> <p>AB 34 R 3 H 8 RBI 3 BB 3 SO 9 LOB 18</p> 										
18 Ben Zobrist, S OBP: 0.369, SLG: 0.568	K		BB		G3		K			3	0	0	0	1	2	2											
22 Johnny Damon, L OBP: 0.288, SLG: 0.421	G1-3		F9			20 BB		G3		3	0	0	0	1	0	1											
3 Evan Longoria, R OBP: 0.379, SLG: 0.510			K		K		K		K	4	0	1	0	0	3	1											
20 Matt Joyce, L OBP: 0.424, SLG: 0.615	F7		1B		11 1B G5-3		BB		HR	3	2	2	1	1	0	1											
2 B.J. Upton, R OBP: 0.329, SLG: 0.439	P6		G5-3		F9		F9		G6-3	4	0	0	0	0	4												
11 Casey Kotchman, L OBP: 0.411, SLG: 0.424	L6		1B		2H		K		FC4-6 9 1B	4	0	2	1	0	1	3											
9 Elliot Johnson, S OBP: 0.314, SLG: 0.362			HR		G1-3		FC4-6 5 1B 10 1B		FC4-6	4	1	2	1	0	0	2											
10 Kelly Shoppach, R OBP: 0.231, SLG: 0.220 24 Dan Johnson, L OBP: 0.185, SLG: 0.173	K		K		K		FC4-6 5 1B		F7	3	0	1	0	0	2	0											
<b>Inning Stats</b>	R: 0 E: 0 K: 2 S: 11	H: 0 LOB: 0 BB: 0 P: 14	R: 0 E: 0 K: 0 S: 11	H: 1 LOB: 1 BB: 0 P: 17	R: 1 E: 0 K: 1 S: 7	H: 1 LOB: 1 BB: 1 P: 15	R: 1 E: 0 K: 1 S: 13	H: 2 LOB: 1 BB: 0 P: 19	R: 0 E: 0 K: 2 S: 14	H: 0 LOB: 2 BB: 2 P: 27	R: 0 E: 0 K: 1 S: 15	H: 2 LOB: 1 BB: 0 P: 24	R: 1 E: 0 K: 0 S: 10	H: 1 LOB: 0 BB: 0 P: 14	R: 0 E: 0 K: 0 S: 13	H: 1 LOB: 0 BB: 0 P: 20		1B: 6 2B: 0 3B: 0 HR: 2	SF: 0 SAC: 0 DP: 0 HBP: 0	WP: 0 PB: 0 SB: 0 CS: 1	PA: 38						
<b>PITCHER</b>	IP	WLS	BF	H	R	ER	SO	BB	IBB	HBP	BLK	WP	HR	S	P	ERA	WHIP										
34 Jake Arrieta, R ERA: 4.03	6.0	W	25	4	2	2	7	3	0	0	0	0	1	63	103	3.00	1.167										
43 Jim Johnson, R ERA: 3.86	1.0		4	2	0	0	1	0	0	0	0	0	0	15	24	0.00	2.000										
51 Michael Gonzalez, L ERA: 9.03	1.0		4	1	1	1	1	0	0	0	0	0	1	10	14	9.00	1.000										
57 Clay Rapada, L ERA: 11.12	0.0		1	1	0	0	0	0	0	0	0	0	0	3	5	∞	∞										
19 Koji Uehara, R ERA: 2.81	1.0		3	0	0	0	0	0	0	0	0	0	0	10	15	0.00	0.000										



Batter	1	2	3	4	5	6	7	8	9	AB	R	H	RBI	BB	SO	LOB	TOP										
2 Derek Jeter, R OBP: 0.312, SLG: 0.314	L8	F8			14 HR BB		F9			3	1	0	0	1	0	2											
14 Curtis Granderson, L OBP: 0.350, SLG: 0.643	F8		K		1-H 2-H HR		F9			4	1	1	3	0	1	0											
25 Mark Teixeira, S OBP: 0.375, SLG: 0.504	G5-3		G6-3		L6			G3-1		4	0	0	0	0	0	0											
13 Alex Rodriguez, R OBP: 0.336, SLG: 0.445		K	K		K			F9		4	0	0	0	0	3	0											
24 Robinson Canó, L OBP: 0.323, SLG: 0.531	55 1B 26 1B 33 1B			G4-3		18 G5-3 1B		G1-3		4	1	2	0	0	0	0											
33 Nick Swisher, S OBP: 0.311, SLG: 0.308	55 1B 26 1B			G6-3		K		G3		4	1	1	0	0	1	1											
18 Andrew Jones, R OBP: 0.256, SLG: 0.390	F9					G5-3		K		3	0	0	0	0	1	3											
11 Brett Gardner, L OBP: 0.336, SLG: 0.389								K		1	0	0	0	0	1	0											
55 Russell Martin, R OBP: 0.362, SLG: 0.486	26 1B 26 1B				14 HR 26 G6-4-3 1B		F7	G5-3		4	1	2	0	0	0	1											
26 Eduardo Núñez, R OBP: 0.360, SLG: 0.391	E7				G6-4-3		F9			3	0	1	2	0	0	1											
<b>Inning Stats</b>	R: 0 E: 0 K: 0 S: 4	H: 0 LOB: 0 BB: 0 P: 10	R: 2 E: 1 K: 1 S: 15	H: 4 LOB: 2 BB: 0 P: 22	R: 0 E: 0 K: 2 S: 11	H: 0 LOB: 0 BB: 0 P: 16	R: 0 E: 0 K: 1 S: 11	H: 0 LOB: 0 BB: 0 P: 16	R: 3 E: 0 K: 1 S: 21	H: 2 LOB: 0 BB: 1 P: 34	R: 0 E: 0 K: 1 S: 10	H: 1 LOB: 1 BB: 0 P: 14	R: 0 E: 0 K: 0 S: 11	H: 0 LOB: 0 BB: 0 P: 15	R: 0 E: 0 K: 0 S: 6	H: 0 LOB: 0 BB: 0 P: 8	R: 0 E: 0 K: 1 S: 6	H: 0 LOB: 0 BB: 0 P: 8	1B: 6 2B: 0 3B: 0 HR: 1	SF: 0 SAC: 0 DP: 0 HBP: 0	WP: 0 PB: 0 CS: 0	PA: 35					
<b>PITCHER</b>	IP	WLS	BF	H	R	ER	SO	BB	IBB	HBP	BLK	WP	HR	S	P	ERA	WHIP										
14 David Price, L ERA: 3.59	5.0		22	6	5	5	5	1	0	0	0	0	1	62	98	9.00	1.400										
37 Juan Cruz, R ERA: 2.51	1.0	W	4	1	0	0	1	0	0	0	0	0	0	10	14	0.00	1.000										
62 Joel Peralta, R ERA: 3.0	2.0	H	6	0	0	0	0	0	0	0	0	0	0	17	23	0.00	0.000										
43 Kyle Farnsworth, R ERA: 1.26	1.0	S	3	0	0	0	1	0	0	0	0	0	0	6	8	0.00	0.000										

**New York Yankees @ Tampa Bay Rays**  
Tropicana Field, St. Petersburg, FL  
Mon May 16 2011, 6:42 PM - 9:32 PM EDT  
Att: 25,024 - Dome - 72 F


AB 34  
R 5  
H 7  
RBI 5  
BB 1  
SO 7  
LOB 8



Batter	1	2	3	4	5	6	7	8	9	AB	R	H	RBI	BB	SO	LOB	BOTTOM										
5 Sam Fuld, L OBP: 0.292, SLG: 0.368	B5-3		K			2-H HR	K			4	1	1	2	0	2	0											
18 Ben Zobrist, S OBP: 0.372, SLG: 0.564	22 CS 1B			F8		F9				3	0	1	0	1	0	0											
22 Johnny Damon, L OBP: 0.287, SLG: 0.436	P4									4	1	1	1	0	1	2											
3 Evan Longoria, R OBP: 0.371, SLG: 0.491		E5 FC3-6 20 BB		G6-3		20 WP 1B		G5-3		4	1	1	0	0	0	0											
20 Matt Joyce, L OBP: 0.426, SLG: 0.608	2 FC3-6 BB			K		2 WP 1B		F7		3	1	1	1	1	1	0											
2 B.J. Upton, R OBP: 0.333, SLG: 0.458	FC3-6 G6-3				P4	1-H HR		11 CS BB		3	1	1	2	1	0	2											
11 Casey Kotchman, L OBP: 0.418, SLG: 0.432	G6-3				15 G5-4-3 1B			CS		3	0	2	0	0	0	2											
15 Reid Brignac, L OBP: 0.212, SLG: 0.189			G4-3		G5-4-3					3	0	0	0	0	1	2											
2B John Jaso, L OBP: 0.287, SLG: 0.388		G4-3				5 HR 2B		P3		3	1	1	0	0	0	0											
<b>Inning Stats</b>	R: 0 E: 0 K: 0 S: 10	H: 1 LOB: 0 BB: 0 P: 11	R: 0 E: 1 K: 0 S: 8	H: 0 LOB: 1 BB: 1 P: 14	R: 0 E: 0 K: 1 S: 7	H: 0 LOB: 0 BB: 0 P: 9	R: 1 E: 0 K: 1 S: 9	H: 1 LOB: 0 BB: 0 P: 12	R: 0 E: 0 K: 0 S: 8	H: 1 LOB: 0 BB: 0 P: 14	R: 5 E: 0 K: 2 S: 24	H: 6 LOB: 1 BB: 0 P: 42	R: 0 E: 0 K: 1 S: 10	H: 0 LOB: 1 BB: 1 P: 19	R: 0 E: 0 K: 0 S: 8	H: 0 LOB: 0 BB: 1 P: 13	1B: 5 2B: 1 3B: 0 HR: 3	SF: 0 SAC: 0 DP: 2 HBP: 0	WP: 2 PB: 0 CS: 2	PA: 34							
<b>PITCHER</b>	IP	WLS	BF	H	R	ER	SO	BB	IBB	HBP	BLK	WP	HR	S	P	ERA	WHIP										
34 A.J. Burnett, R ERA: 3.99	5.2	L	24	6	3	3	3	1	0	0	0	0	3	59	89	9.53	1.588										
38 Luis Ayala, R ERA: 2.16	0.1		2	1	0	0	1	0	0	0	0	0	0	7	13	0.00	3.000										
48 Boone Logan, L ERA: 3.97	1.0		4	0	0	0	1	1	0	0	0	0	0	10	19	0.00	1.000										
62 Joba Chamberlain, R ERA: 4.05	1.0		3	0	0	0	0	1	0	0	0	0	0	8	13	0.00	1.000										

**New York Yankees @ Tampa Bay Rays**  
Tropicana Field, St. Petersburg, FL  
Mon May 16 2011, 6:42 PM - 9:32 PM EDT  
Att: 25,024 - Dome - 72 F

AB 30  
R 6  
H 9  
RBI 6  
BB 3  
SO 5  
LOB 8









Batter	1	2	3	4	5	6	7	8	9	AB	R	H	RBI	BB	SO	LOB	TOP	
5 Sam Fuld, L (1, 7)	G4-3	SH	P6					K		4	0	1	1	0	1	2		
18 Ben Zobrist, S (1, 4)	L5-4	F7		F9		G4-6-3		G3		4	0	0	0	1	0	3		
22 Johnny Damon, L (1, 10)		G3								4	0	2	0	1	1	2		
3 Evan Longoria, R (1, 5)	L5-4									4	1	1	0	0	1	3		
20 Matt Joyce, L (1, 9)										3	2	1	2	2	1	1		
2 B.J. Upton, R (1, 8)										4	2	1	0	0	2	3		
11 Casey Kotchman, L (1, 3)										5	0	1	0	0	0	5		
9 Elliot Johnson, S (1, 6)										3	1	2	3	0	0	0		
2B John Jaso, L (1, 2)										3	0	0	0	1	1	2		
<b>Inning Stats</b>	R: 0 H: 1 E: 0 K: 0 S: 10	H: 1 LOB: 1 BB: 1 P: 18	R: 3 H: 1 E: 2 K: 0 S: 16	H: 1 LOB: 2 BB: 2 P: 30	R: 3 H: 3 E: 1 K: 0 S: 15	H: 3 LOB: 1 BB: 0 P: 23	R: 0 H: 1 E: 0 K: 1 S: 17	H: 1 LOB: 1 BB: 0 P: 27	R: 0 H: 0 E: 0 K: 3 S: 9	H: 0 LOB: 0 BB: 0 P: 14	R: 0 H: 0 E: 1 K: 1 S: 10	H: 0 LOB: 1 BB: 2 P: 13	R: 0 H: 1 E: 0 K: 1 S: 13	1B: 6 2B: 2 3B: 1 HR: 1	SF: 1 SAC: 1 DP: 2 HBP: 2	WP: 1 PB: 0 SB: 1 CS: 0	PA: 43	
<b>PITCHER</b>	IP WLS BF H R ER SO BB IBB HBP BLK WP HR S P ERA WHIP																	
51 Jesse Litsch, R (1, 1)	5.0 L 27 7 6 5 1 3 0 2 0 1 1 68 111 9.00 2.000																	
33 Carlos Villanueva, R (6, 1)	2.0 6 1 0 0 4 0 0 0 0 0 0 17 25 0.00 0.500																	
44 Casey Janssen, R (8, 1)	1.0 4 0 0 0 1 0 0 0 0 0 0 10 13 0.00 0.000																	
54 Jason Frasor, R (9, 1)	1.0 6 1 0 0 1 1 1 0 0 0 0 13 30 0.00 2.000																	

Tampa Bay Rays @ Toronto Blue Jays  
Rogers Centre, Toronto, ON  
Wed May 18 2011, 7:09 PM - 10:26 PM EDT  
Att. 14,415 - Roof Closed - 68 F

AB 34  
R 6  
H 9  
RBI 6  
BB 5  
SO 7  
LOB 21



Batter	1	2	3	4	5	6	7	8	9	AB	R	H	RBI	BB	SO	LOB	BOTTOM	
5 Yunel Escobar, R (1, 6)	K		G6-3							4	0	0	1	1	1	0		
16 Corey Patterson, L (1, 7)	P3									5	2	2	0	0	2	1		
19 José Bautista, R (1, 9)										2	0	1	0	2	0	1		
2 Aaron Hill, R (1, 4)										4	1	1	2	0	1	4		
10 Edwin Encarnación, R (1, 3)										4	0	0	0	0	1	2		
9 J.P. Arencibia, R (1, 2)										3	0	0	0	1	1	1		
46 Eric Thames, L (1, 10)										3	1	1	1	1	2	0		
11 Rajai Davis, R (1, 8)										4	1	1	0	0	1	3		
2B Jayson Nix, R (1, 5)										4	0	0	0	0	2			
<b>Inning Stats</b>	R: 0 H: 1 E: 0 K: 2 S: 12	H: 0 LOB: 0 BB: 0 P: 17	R: 0 H: 0 E: 0 K: 2 S: 8	H: 0 LOB: 0 BB: 0 P: 11	R: 0 H: 0 E: 0 K: 1 S: 9	H: 0 LOB: 0 BB: 0 P: 13	R: 1 H: 1 E: 0 K: 1 S: 7	H: 1 LOB: 1 BB: 1 P: 15	R: 2 H: 3 E: 0 K: 0 S: 12	H: 3 LOB: 2 BB: 1 P: 21	R: 0 H: 0 E: 0 K: 1 S: 8	H: 0 LOB: 0 BB: 0 P: 11	R: 0 H: 0 E: 0 K: 1 S: 10	1B: 2 2B: 3 3B: 1 HR: 0	SF: 0 SAC: 0 DP: 1 HBP: 0	WP: 0 PB: 0 SB: 2 CS: 0	PA: 38	
<b>PITCHER</b>	IP WLS BF H R ER SO BB IBB HBP BLK WP HR S P ERA WHIP																	
58 Jeremy Hellickson, R (1, 1)	5.2 W 25 5 4 3 6 3 0 0 0 0 0 54 89 4.76 1.412																	
37 Juan Cruz, R (6, 1)	0.2 H 3 0 0 0 0 1 0 0 0 0 0 6 12 0.00 1.500																	
27 César Ramos, L (7, 1)	0.1 H 2 0 0 0 0 1 0 1 0 0 0 4 11 0.00 0.000																	
62 Joel Peralta, R (7, 1)	1.1 H 4 0 0 0 1 0 0 0 0 0 0 7 13 0.00 0.000																	
43 Kyle Farnsworth, R (9, 1)	1.0 S 4 1 1 1 1 0 0 0 0 0 0 10 12 9.00 1.000																	

Tampa Bay Rays @ Toronto Blue Jays  
Rogers Centre, Toronto, ON  
Wed May 18 2011, 7:09 PM - 10:26 PM EDT  
Att. 14,415 - Roof Closed - 68 F

AB 33  
R 5  
H 6  
RBI 4  
BB 5  
SO 9  
LOB 14














Batter	1	2	3	4	5	6	7	8	9	AB	R	H	RBI	BB	SO	LOB	TOP					
5 Sam Fuld, L (1,8) OBP: 0.278, SLG: 0.349 16 Justin Ruggiano, R (8,PH) (8,9)										3	0	0	0	0	2	0						
18 Ben Zobrist, S (1,9) OBP: 0.349, SLG: 0.509 (8,4)										5	0	0	0	0	2	2						
20 Matt Joyce, L (1,7) OBP: 0.423, SLG: 0.620 2 B.J. Upton, R (8,PH) (8,8)										3	0	1	0	0	1	0						
3 Evan Longoria, R (1,5) OBP: 0.325, SLG: 0.394										3	1	0	0	1	0	1						
11 Casey Kotchman, L (1,3) OBP: 0.407, SLG: 0.422 10 Kelly Shoppach, R (8,PH) (8,2)										2	0	1	0	1	0	0						
1 Sean Rodriguez, R (1,4) OBP: 0.304, SLG: 0.432 22 Johnny Damon, L (8,PH) (8,7)										3	0	1	0	0	1	1						
28 John Jaso, L (1,2) OBP: 0.356, SLG: 0.356 36 Adam Russell, R (8,1) 27 Cesar Ramos, L (8,1) 47 Brandon Gomes, R (8,1)										4	0	0	0	0	2	5	AB 32					
15 Reid Brignac, L (1,6) OBP: 0.210, SLG: 0.180										3	0	0	0	1	1	1	R 3					
14 David Price, L (1,1) 37 Juan Cruz, R (7,1) 9 Elliot Johnson, S (8,PH) (8,3)										2	0	0	0	0	1	3	H 5					
<b>Inning Stats</b>	R: 0 E: 0 K: 2 S: 8	H: 0 LOB: 0 BB: 0 P: 12	R: 0 E: 0 K: 1 S: 14	H: 1 LOB: 3 BB: 2 P: 30	R: 0 E: 0 K: 1 S: 10	H: 0 LOB: 0 BB: 0 P: 13	R: 0 E: 0 K: 1 S: 7	H: 0 LOB: 0 BB: 0 P: 9	R: 0 E: 0 K: 1 S: 9	H: 0 LOB: 0 BB: 0 P: 14	R: 0 E: 0 K: 1 S: 5	H: 0 LOB: 0 BB: 0 P: 9	R: 0 E: 0 K: 1 S: 11	H: 1 LOB: 1 BB: 0 P: 19	R: 3 E: 0 K: 2 S: 20	H: 1 LOB: 2 BB: 4 P: 41	R: 0 E: 0 K: 2 S: 13	H: 1 LOB: 1 BB: 0 P: 20	1B: 3 2B: 2 3B: 0 HR: 0	SF: 0 SAC: 0 DP: 0 HBP: 0	WP: 0 PB: 0 SB: 1 CS: 0	PA: 38
<b>PITCHER</b>	IP	WLS	BF	H	R	ER	SO	BB	IBB	HBP	BLK	WP	HR	S	P	ERA	WHIP					
23 Javier Vazquez, R (1,1) ERA: 6.41	7.0	W	26	3	0	2	7	1	1	0	0	0	0	64	106	0.00	0.571					
40 Mike Dunn, L (8,1) ERA: 2.51	0.2		4	0	2	2	1	2	0	0	0	0	0	11	23	27.00	3.000					
58 Ryan Webb, R (8,1) ERA: 3.05	0.0		1	0	0	0	0	1	0	0	0	0	0	1	5	∞	∞					
38 Randy Choate, L (8,1) ERA: 1.35	0.0		1	0	0	0	0	1	0	0	0	0	0	3	7	∞	∞					
34 Edward Mujica, R (8,1) ERA: 3.69	0.1	H	2	1	1	1	1	0	0	0	0	0	0	5	6	27.00	3.000					

Tampa Bay Rays @ Florida Marlins  
Sun Life Stadium, Miami, FL  
Sat May 21 2011, 4:11 PM - 7:07 PM EDT  
Att: 21,814 - Sunny - 90 F


AB 32  
R 3  
H 5  
RBI 3  
BB 6  
SO 11  
LOB 14



Batter	1	2	3	4	5	6	7	8	9	AB	R	H	RBI	BB	SO	LOB	BOTTOM				
1 Emilio Bonifacio, S (1,8) OBP: 0.346, SLG: 0.377										3	1	0	0	1	0	0					
2 Hanley Ramirez, R (1,6) OBP: 0.301, SLG: 0.333										4	2	2	1	0	0	0					
20 Logan Morrison, L (1,7) OBP: 0.412, SLG: 0.632										4	0	1	2	0	2	1					
15 Gaby Sanchez, R (1,3) OBP: 0.394, SLG: 0.497										3	0	1	0	1	0	1					
27 Giancarlo Stanton, R (1,9) OBP: 0.340, SLG: 0.553										4	0	0	0	0	1	4					
14 John Buck, R (1,2) OBP: 0.306, SLG: 0.393										3	0	0	0	0	2						
18 Wes Helms, R (1,5) OBP: 0.304, SLG: 0.293										3	1	1	0	0	1	1	AB 30				
13 Omar Infante, R (1,4) OBP: 0.275, SLG: 0.298										3	1	1	2	0	0	0	R 5				
23 Javier Vazquez, R (1,1) OBP: 0.286, SLG: 0.291 56 Orlando Martinez, R (7,PH) OBP: 0.125, SLG: 0.125 40 Mike Dunn, L (8,1) 58 Ryan Webb, R (8,1) 38 Randy Choate, L (8,1) 34 Edward Mujica, R (8,1) 46 Juan Carlos Oviedo, R (8,1)										2	0	0	0	0	0	0	H 6				
<b>Inning Stats</b>	R: 2 E: 0 K: 0 S: 14	H: 2 LOB: 1 BB: 1 P: 27	R: 0 E: 0 K: 1 S: 7	H: 0 LOB: 0 BB: 0 P: 10	R: 0 E: 0 K: 1 S: 11	H: 0 LOB: 0 BB: 0 P: 16	R: 0 E: 0 K: 1 S: 11	H: 1 LOB: 1 BB: 0 P: 18	R: 0 E: 0 K: 0 S: 6	H: 0 LOB: 0 BB: 0 P: 8	R: 1 E: 0 K: 0 S: 7	H: 1 LOB: 0 BB: 0 P: 12	R: 2 E: 0 K: 1 S: 11	H: 2 LOB: 0 BB: 0 P: 17	R: 0 E: 1 K: 1 S: 7	H: 0 LOB: 1 BB: 1 P: 16	1B: 3 2B: 1 3B: 0 HR: 2	SF: 0 SAC: 0 DP: 1 HBP: 0	WP: 0 PB: 0 SB: 0 CS: 0	PA: 32	
<b>PITCHER</b>	IP	WLS	BF	H	R	ER	SO	BB	IBB	HBP	BLK	WP	HR	S	P	ERA	WHIP				
14 David Price, L (1,1) ERA: 3.89	6.2	L	27	6	5	5	4	1	0	0	0	0	2	66	107	6.75	1.050				
37 Juan Cruz, R (7,1) ERA: 2.4	0.1		1	0	0	0	0	0	0	0	0	0	0	1	1	0.00	0.000				
36 Adam Russell, R (8,1) ERA: 3.6	0.0		1	0	0	0	0	0	0	0	0	0	0	3	4	∞	∞				
27 Cesar Ramos, L (8,1) ERA: 3.86	0.1		1	0	0	0	1	0	0	0	0	0	0	3	5	0.00	0.000				
47 Brandon Gomes, R (8,1) ERA: 2.89	0.2		2	0	0	0	0	1	0	0	0	0	0	1	7	0.00	1.500				

Tampa Bay Rays @ Florida Marlins  
Sun Life Stadium, Miami, FL  
Sat May 21 2011, 4:11 PM - 7:07 PM EDT  
Att: 21,814 - Sunny - 90 F

AB 30  
R 5  
H 6  
RBI 5  
BB 2  
SO 5  
LOB 9





Batter	1	2	3	4	5	6	7	8	9	AB	R	H	RBI	BB	SO	LOB	TOP					
9 Eliot Johnson, S OBP: 0.300, SLG: 0.406	F8	FC4-6		K		K		K		5	0	0	1	0	3	3						
22 Johnny Damon, L OBP: 0.306, SLG: 0.429	F8	CS	G5-3			F9			F9	3	0	0	0	1	0	0						
5 Sam Fuld, L OBP: 0.278, SLG: 0.347	F8	CS	G5-3			F9			F9	1	0	0	0	0	0	0						
3 Evan Longoria, R OBP: 0.341, SLG: 0.413										4	1	2	0	1	1	1						
20 Matt Joyce, L OBP: 0.422, SLG: 0.617	G4-3									4	1	1	1	1	1	2						
2 B.J. Upton, R OBP: 0.326, SLG: 0.447		G6-3								4	0	0	0	0	2	3						
11 Casey Kotchman, L OBP: 0.419, SLG: 0.448										3	1	2	1	1	0	1						
1 Sean Rodriguez, R OBP: 0.323, SLG: 0.434										2	1	1	0	1	0	2						
10 Kelly Shoppach, R OBP: 0.244, SLG: 0.257										3	0	1	0	0	1	3						
33 James Shields, R (1, 1)										4	0	0	1	0	1	6						
<b>Inning Stats</b>	R: 0 H: 0 E: 0 K: 0 S: 9	H: 0 LOB: 1 BB: 1 P: 16	R: 2 H: 2 E: 1 K: 0 S: 13	H: 2 LOB: 1 BB: 1 P: 24	R: 2 H: 3 E: 0 K: 1 S: 13	H: 3 LOB: 3 BB: 1 P: 22	R: 0 H: 0 E: 0 K: 2 S: 7	H: 0 LOB: 0 BB: 1 P: 14	R: 0 H: 1 E: 0 K: 1 S: 10	H: 1 LOB: 2 BB: 1 P: 18	R: 0 H: 0 E: 0 K: 1 S: 8	H: 0 LOB: 0 BB: 0 P: 11	R: 0 H: 1 E: 0 K: 0 S: 7	H: 1 LOB: 0 BB: 0 P: 10	R: 0 H: 0 E: 0 K: 3 S: 13	H: 0 LOB: 1 BB: 0 P: 23	R: 0 H: 0 E: 0 K: 1 S: 9	H: 0 LOB: 0 BB: 0 P: 13	1B: 4 2B: 2 3B: 1 HR: 0	SF: 0 SAC: 0 DP: 0 HBP: 2	WP: 0 PB: 0 SB: 1 CS: 2	PA: 41
<b>PITCHER</b>	IP	WLS	BF	H	R	ER	SO	BB	IBB	HBP	BLK	WP	HR	S	P	ERA	WHIP					
53 Jay Buentge, R ERA: 9.0	3.0	L	18	5	4	3	1	3	0	1	0	0	0	35	62	9.00	2.667					
44 Brian Sanchez, R ERA: 1.52	3.0		11	1	0	0	4	2	0	0	0	0	0	25	43	0.00	1.000					
31 Burke Badenhop, R ERA: 3.24	2.0		8	1	0	0	3	0	0	1	0	0	0	20	33	0.00	0.500					
32 Clay Hensley, R ERA: 2.57	1.0		3	0	0	0	1	0	0	0	0	0	0	9	13	0.00	0.000					

Tampa Bay Rays @ Florida Marlins  
Sun Life Stadium, Miami, FL  
Sun May 22 2011, 1:13 PM - 3:49 PM EDT  
Att: 15,432 - Partly Cloudy - 87 F

AB	33
R	4
H	7
RBI	4
BB	5
SO	9
LOB	21



Batter	1	2	3	4	5	6	7	8	9	AB	R	H	RBI	BB	SO	LOB	BOTTOM					
8 Chris Coghlan, L OBP: 0.304, SLG: 0.386	G4-3		F9			K			G6-3	4	0	0	0	0	1	0						
2 Hanley Ramirez, R OBP: 0.294, SLG: 0.325	F9					K			K	4	0	0	0	0	2	0						
20 Logan Morrison, L OBP: 0.406, SLG: 0.611	K					G4-3			K	3	0	0	0	1	2	0						
15 Gaby Sanchez, R OBP: 0.396, SLG: 0.497						P4				4	0	2	0	0	1	1						
29 Greg Dobbs, L OBP: 0.380, SLG: 0.480										3	0	0	0	0	1	2						
27 Giancarlo Stanton, R OBP: 0.333, SLG: 0.542										3	0	0	0	0	2	1						
13 Omar Infante, R OBP: 0.276, SLG: 0.298										3	0	1	0	0	0	1						
9 Brett Hayes, R OBP: 0.385, SLG: 0.583										3	0	0	0	0	1	1						
53 Jay Buentge, R ERA: 9.0										1	0	0	0	0	1	0						
44 Brian Sanchez, R ERA: 1.52										0	0	0	0	0	0	0						
33 Scott Cousins, L ERA: 3.43										1	0	0	0	0	1	0						
31 Burke Badenhop, R ERA: 3.24										0	0	0	0	0	0	0						
1 Emilio Bonifacio, S ERA: 3.43										1	0	0	0	0	1	1						
32 Clay Hensley, R ERA: 2.57										0	0	0	0	0	0	0						
<b>Inning Stats</b>	R: 0 H: 0 E: 0 K: 1 S: 9	H: 1 LOB: 1 BB: 0 P: 10	R: 0 H: 0 E: 0 K: 1 S: 9	H: 0 LOB: 0 BB: 0 P: 12	R: 0 H: 0 E: 0 K: 1 S: 7	H: 0 LOB: 0 BB: 0 P: 12	R: 0 H: 0 E: 0 K: 2 S: 9	H: 0 LOB: 0 BB: 0 P: 14	R: 0 H: 1 E: 0 K: 3 S: 13	H: 1 LOB: 1 BB: 0 P: 19	R: 0 H: 0 E: 0 K: 2 S: 12	H: 0 LOB: 1 BB: 1 P: 21	1B: 3 2B: 0 3B: 0 HR: 0	SF: 0 SAC: 0 DP: 0 HBP: 0	WP: 0 PB: 0 SB: 0 CS: 0	PA: 31						
<b>PITCHER</b>	IP	WLS	BF	H	R	ER	SO	BB	IBB	HBP	BLK	WP	HR	S	P	ERA	WHIP					
33 James Shields, R ERA: 2.0	9.0	W	31	3	0	0	13	1	0	0	0	0	0	79	126	0.00	0.444					

Tampa Bay Rays @ Florida Marlins  
Sun Life Stadium, Miami, FL  
Sun May 22 2011, 1:13 PM - 3:49 PM EDT  
Att: 15,432 - Partly Cloudy - 87 F

AB	30
R	0
H	3
RBI	0
BB	1
SO	13
LOB	7









Batter	1	2	3	4	5	6	7	8	9	AB	R	H	RBI	BB	SO	LOB	TOP										
28 John Jaso, L OBP: 0.279, SLG: 0.347	G4-3		G6-3				K		F8	5	0	1	1	0	1	0	<b>Tampa Bay Rays @ Detroit Tigers</b> Comerica Park, Detroit, MI Tue May 24 2011, 7:08 PM - 10:20 PM EDT Att: 24,133 - Clear - 67 F										
18 Ben Zobrist, S OBP: 0.338, SLG: 0.489	F8		F9			P6		K	L3	5	0	0	0	0	1	1											
22 Johnny Damon, L OBP: 0.311, SLG: 0.433	G4-3									5	1	2	0	0	0	0											
3 Evan Longoria, R OBP: 0.330, SLG: 0.390		G6-3		P5						5	1	1	0	0	0	2											
20 Matt Joyce, L OBP: 0.431, SLG: 0.639		F7								4	2	3	2	0	0	0											
2 B.J. Upton, R OBP: 0.337, SLG: 0.442										3	1	2	1	1	0	0											
11 Casey Kotchman, L OBP: 0.410, SLG: 0.440										3	0	1	1	0	2	1											
1 Sean Rodriguez, R OBP: 0.327, SLG: 0.444										4	1	2	0	0	1	3											
5 Sam Fuld, L OBP: 0.273, SLG: 0.339										4	0	0	0	0	0	5											
<b>Inning Stats</b>	R: 0 H: 0 E: 0 K: 0 S: 8	H: 0 LOB: 0 BB: 0 P: 13	R: 0 H: 1 E: 0 K: 1 S: 8	H: 1 LOB: 1 BB: 0 P: 14	R: 1 H: 1 E: 0 K: 0 S: 7	H: 1 LOB: 0 BB: 0 P: 13	R: 2 H: 2 E: 0 K: 1 S: 13	H: 2 LOB: 0 BB: 0 P: 21	R: 0 H: 1 E: 0 K: 0 S: 14	H: 1 LOB: 1 BB: 0 P: 19	R: 3 H: 4 E: 0 K: 0 S: 16	H: 4 LOB: 1 BB: 0 P: 24	R: 0 H: 0 E: 0 K: 2 S: 11	H: 0 LOB: 0 BB: 0 P: 16	R: 0 H: 2 E: 0 K: 1 S: 13	H: 2 LOB: 3 BB: 1 P: 23		R: 0 H: 1 E: 0 K: 0 S: 10	H: 1 LOB: 1 BB: 0 P: 15	1B: 9 2B: 2 HR: 1	SF: 1 SAC: 0 DP: 0 HBP: 0	WP: 0 PB: 0 SB: 1 CS: 0	PA: 40				
<b>PITCHER</b>	IP	WLS	BF	H	R	ER	SO	BB	IBB	HBP	BLK	WP	HR	S	P	ERA	WHIP										
35 Justin Verlander, R ERA: 3.42	6.0		27	9	6	6	2	0	0	0	0	0	1	66	104	9.00	1.500										
55 Daniel Schereth, L ERA: 2.76	1.1	H	7	2	0	0	2	1	0	0	0	0	0	20	35	0.00	2.250										
62 Al Alburquerque, R ERA: 3.52	0.2	W	2	0	0	0	1	0	0	0	0	0	4	4	0.00	0.000											
53 Joaquin Benoit, R ERA: 6.62	1.0	S	4	1	0	0	0	0	0	0	0	0	0	10	15	0.00	1.000										

Batter	1	2	3	4	5	6	7	8	9	AB	R	H	RBI	BB	SO	LOB	BOTTOM											
14 Austin Jackson, R OBP: 0.278, SLG: 0.340	F9		E8							5	1	1	0	0	1	3	<b>Tampa Bay Rays @ Detroit Tigers</b> Comerica Park, Detroit, MI Tue May 24 2011, 7:08 PM - 10:20 PM EDT Att: 24,133 - Clear - 67 F											
32 Don Kelly, L OBP: 0.321, SLG: 0.347										3	1	2	0	1	0	2												
15 Brandon Inge, R OBP: 0.270, SLG: 0.292										0	0	0	0	0	0	0												
26 Brennan Boesch, L OBP: 0.328, SLG: 0.392										4	0	1	0	0	1	3												
57 Casper Wells, R OBP: 0.315, SLG: 0.367										0	0	0	0	0	0	0												
24 Miguel Cabrera, R OBP: 0.433, SLG: 0.557										4	1	1	3	0	1	3												
41 Victor Martinez, S OBP: 0.365, SLG: 0.484										3	0	0	0	1	2	3												
12 Andy Dirks, L OBP: 0.292, SLG: 0.409										4	0	0	0	0	0	1												
27 Jhonny Peralta, R OBP: 0.359, SLG: 0.507										3	2	1	0	1	0	0												
13 Alex Avila, L OBP: 0.358, SLG: 0.562										4	2	2	3	0	1	1												
20 Scott Sizemore, R OBP: 0.343, SLG: 0.250										3	0	2	0	1	0	0												
<b>Inning Stats</b>	R: 0 H: 2 E: 0 K: 1 S: 13	H: 2 LOB: 2 BB: 0 P: 23	R: 1 H: 1 E: 1 K: 0 S: 16	H: 1 LOB: 2 BB: 1 P: 24	R: 0 H: 0 E: 0 K: 0 S: 8	H: 0 LOB: 1 BB: 1 P: 17	R: 0 H: 0 E: 0 K: 1 S: 6	H: 0 LOB: 0 BB: 0 P: 9	R: 3 H: 3 E: 0 K: 1 S: 14	H: 3 LOB: 0 BB: 0 P: 22	R: 1 H: 2 E: 0 K: 1 S: 9	H: 2 LOB: 1 BB: 0 P: 14	R: 0 H: 0 E: 0 K: 2 S: 10	H: 0 LOB: 1 BB: 1 P: 16	R: 2 H: 2 E: 0 K: 0 S: 7	H: 2 LOB: 0 BB: 1 P: 16	R: 2 H: 2 E: 0 K: 0 S: 7	H: 2 LOB: 0 BB: 1 P: 16	1B: 6 2B: 2 HR: 3	SF: 0 SAC: 0 DP: 2 HBP: 0	WP: 0 PB: 0 SB: 0 CS: 1	PA: 37						
<b>PITCHER</b>	IP	WLS	BF	H	R	ER	SO	BB	IBB	HBP	BLK	WP	HR	S	P	ERA	WHIP											
40 Wade Davis, R ERA: 3.71	6.0		28	8	5	4	2	2	0	0	0	0	0	14	26	6.75	1.667											
62 Joel Peralta, R ERA: 3.65	1.1	H	6	0	1	1	2	2	0	0	0	0	0	1	2	3	∞	∞										
27 Cesar Ramos, L ERA: 4.4	0.0	L	2	2	1	1	0	0	0	0	0	0	1	2	3	∞	∞											
43 Kyle Farnsworth, R ERA: 1.69	0.2		1	0	0	0	0	0	0	0	0	0	0	1	3	0.00	0.000											

AB	38
R	6
H	12
RBI	5
BB	1
SO	5
LOB	12



AB	33
R	7
H	10
RBI	6
BB	4
SO	6
LOB	16





Batter	1	2	3	4	5	6	7	8	9	AB	R	H	RBI	BB	SO	LOB	TOP																					
23 Michael Brantley, L OBP: 0.346, SLG: 0.595	G5-3		L7			F7		F7		4	0	0	0	0	0	0	<b>Cleveland Indians @ Tampa Bay Rays</b> Tropicana Field, St. Petersburg, FL Fri May 27 2011, 7:12 PM - 9:44 PM EDT Att: 16,800 - Dome - 72 F																					
20 Orlando Cabrera, R OBP: 0.293, SLG: 0.339	BB		F9			13 1B		F7		3	0	1	0	1	0	0																						
13 Asdrubal Cabrera, S OBP: 0.361, SLG: 0.533	K							F9		4	0	1	0	0	2	1																						
47 Shelley Duncan, R OBP: 0.265, SLG: 0.375	G4-3									4	0	1	0	0	1	3																						
7 Matt LaPorta, R OBP: 0.325, SLG: 0.440										4	0	0	0	0	4	3																						
24 Grady Sizemore, L OBP: 0.318, SLG: 0.610										4	0	0	0	0	2	1																						
41 Carlos Santana, S OBP: 0.346, SLG: 0.373										2	0	1	0	1	0	0																						
26 Austin Kearns, R OBP: 0.295, SLG: 0.279										3	0	0	0	0	2	2																						
9 Jack Hannahan, L OBP: 0.314, SLG: 0.359										3	0	0	0	0	2	1																						
<b>Inning Stats</b>	R: 0 H: 0 E: 0 K: 1 S: 11	H: 0 LOB: 1 BB: 1 P: 19	R: 0 H: 1 E: 0 K: 3 S: 14	H: 1 LOB: 0 BB: 20 P: 20	R: 0 H: 0 E: 0 K: 1 S: 8	H: 0 LOB: 0 BB: 0 P: 9	R: 0 H: 1 E: 0 K: 3 S: 15	H: 1 LOB: 1 BB: 0 P: 20	R: 0 H: 0 E: 0 K: 0 S: 7	H: 0 LOB: 0 BB: 0 P: 11	R: 0 H: 2 E: 0 K: 2 S: 13	H: 2 LOB: 2 BB: 1 P: 15	R: 0 H: 0 E: 0 K: 0 S: 5	H: 0 LOB: 0 BB: 0 P: 8	R: 0 H: 0 E: 0 K: 1 S: 11	H: 0 LOB: 0 BB: 0 P: 16	1B: 2 2B: 2 3B: 0 HR: 0	SF: 0 SAC: 0 DP: 0 HBP: 0	WP: 0 PB: 0 SB: 0 CS: 0	PA: 33																		
<b>PITCHER</b>	IP	WLS	BF	H	R	ER	SO	BB	IBB	HBP	BLK	WP	HR	S	P	ERA	WHIP	<b>PITCHER</b>				IP	WLS	BF	H	R	ER	SO	BB	IBB	HBP	BLK	WP	HR	S	P	ERA	WHIP
14 David Price, L ERA: 3.54	(1, 1)	7.0	W	27	4	0	0	12	2	0	0	0	0	76	110	0.00	0.857																					
62 Joel Peralta, R ERA: 3.51	(8, 1)	1.0		3	0	0	0	0	0	0	0	0	0	5	8	0.00	0.000																					
36 Adam Russell, R ERA: 3.38	(9, 1)	1.0		3	0	0	0	1	0	0	0	0	0	11	16	0.00	0.000																					

AB 31  
R 0  
H 4  
RBI 0  
BB 2  
SO 13  
LOB 11



Batter	1	2	3	4	5	6	7	8	9	AB	R	H	RBI	BB	SO	LOB	BOTTOM																					
28 John Jaso, L OBP: 0.287, SLG: 0.354	22 FC3-6 1B		L7			F9				4	0	2	0	0	0	1	<b>Cleveland Indians @ Tampa Bay Rays</b> Tropicana Field, St. Petersburg, FL Fri May 27 2011, 7:12 PM - 9:44 PM EDT Att: 16,800 - Dome - 72 F																					
18 Ben Zobrist, S OBP: 0.337, SLG: 0.489	L7		K2-3			P6		20 1B		4	1	1	0	0	1	2																						
22 Johnny Damon, L OBP: 0.314, SLG: 0.432	FC3-6					G6-3		20 1B		3	0	1	0	1	0	1																						
3 Evan Longoria, R OBP: 0.317, SLG: 0.372	F9					G5-3		BB		4	0	0	0	0	1	4																						
20 Matt Joyce, L OBP: 0.439, SLG: 0.649						P4				4	1	3	1	0	0	0																						
2 B.J. Upton, R OBP: 0.330, SLG: 0.432										4	0	0	0	0	4	5																						
11 Casey Kotchman, L OBP: 0.413, SLG: 0.469										4	1	2	2	0	0	2																						
1 Sean Rodriguez, R OBP: 0.324, SLG: 0.436										4	1	1	0	0	0	1																						
5 Sam Fuld, L OBP: 0.277, SLG: 0.360										4	1	2	2	0	0	1																						
<b>Inning Stats</b>	R: 0 H: 1 E: 0 K: 0 S: 13	H: 1 LOB: 1 BB: 0 P: 17	R: 4 H: 5 E: 0 K: 2 S: 21	H: 5 LOB: 0 BB: 0 P: 33	R: 0 H: 2 E: 0 K: 1 S: 15	H: 2 LOB: 2 BB: 0 P: 24	R: 0 H: 1 E: 0 K: 0 S: 7	H: 1 LOB: 1 BB: 0 P: 10	R: 0 H: 0 E: 0 K: 0 S: 6	H: 0 LOB: 0 BB: 0 P: 10	R: 0 H: 1 E: 0 K: 1 S: 11	H: 1 LOB: 2 BB: 1 P: 15	R: 1 H: 2 E: 1 K: 2 S: 14	H: 2 LOB: 1 BB: 1 P: 21	R: 0 H: 0 E: 0 K: 0 S: 8	H: 0 LOB: 0 BB: 0 P: 14	1B: 8 2B: 2 3B: 0 HR: 2	SF: 0 SAC: 0 DP: 0 HBP: 0	WP: 0 PB: 0 SB: 0 CS: 0	PA: 36																		
<b>PITCHER</b>	IP	WLS	BF	H	R	ER	SO	BB	IBB	HBP	BLK	WP	HR	S	P	ERA	WHIP	<b>PITCHER</b>				IP	WLS	BF	H	R	ER	SO	BB	IBB	HBP	BLK	WP	HR	S	P	ERA	WHIP
43 Josh Tomlin, R ERA: 2.74	(1, 1)	6.0	L	27	10	4	4	4	0	0	0	0	0	73	109	6.00	1.667																					
37 Chad Durbin, R ERA: 4.67	(7, 1)	1.0		6	2	1	1	2	1	0	0	0	0	14	21	9.00	3.000																					
38 Joe Smith, R ERA: 1.88	(8, 1)	1.0		3	0	0	0	0	0	0	0	0	0	8	14	0.00	0.000																					

AB 35  
R 5  
H 12  
RBI 5  
BB 1  
SO 6  
LOB 17





Batter	1	2	3	4	5	6	7	8	9	AB R H RBI BB SO LOB	TOP											
23 Michael Brantley, L (1, 8) OBP: 0.347, SLG: 0.595										5 2 2 0 0 1 0	<p><b>Cleveland Indians @ Tampa Bay Rays</b> Tropicana Field, St. Petersburg, FL Sat May 28 2011, 4:11 PM - 7:17 PM EDT Att: 24,717 - Dome - 72 F</p> <p>livebaseballscorecards.com</p> <p>AB 33 R 7 H 10 RBI 7 BB 3 SO 10 LOB 12</p>											
13 Adrúbal Cabrera, S (1, 6) OBP: 0.362, SLG: 0.537										4 1 1 1 1 2 1												
17 Shin-Soo Choo, L (1, 9) OBP: 0.332, SLG: 0.381										3 2 1 0 0 2 1												
28 Travis Buck, L (1, 7) 47 Shelley Duncan, R (8, PH) 26 Austin Kearns, R (8, 7) OBP: 0.295, SLG: 0.279										2 0 1 0 1 0 0 1 1 1 2 0 0 0 0 0 0 0 0 0 0												
41 Carlos Santana, S (1, 2) OBP: 0.344, SLG: 0.373										3 0 1 1 0 0 4												
24 Grady Sizemore, L (1, 10) OBP: 0.304, SLG: 0.581										4 0 0 0 0 1 3												
20 Orlando Cabrera, R (1, 4) OBP: 0.292, SLG: 0.337										4 0 1 2 0 2 0												
7 Matt LaPorta, R (1, 3) OBP: 0.335, SLG: 0.465										3 1 2 1 1 0 1												
9 Jack Hannahan, L (1, 5) OBP: 0.307, SLG: 0.349										4 0 0 0 0 2 2												
<b>Inning Stats</b>	R: 2 E: 0 K: 0 S: 11	H: 4 LOB: 0 BB: 0 P: 13	R: 1 E: 0 K: 2 S: 12	H: 1 LOB: 0 BB: 0 P: 19	R: 0 E: 0 K: 2 S: 13	H: 0 LOB: 2 BB: 2 P: 23	R: 0 E: 0 K: 2 S: 10	H: 1 LOB: 1 BB: 0 P: 14	R: 0 E: 0 K: 0 S: 9	H: 0 LOB: 0 BB: 0 P: 13	R: 0 E: 0 K: 0 S: 6	H: 0 LOB: 0 BB: 1 P: 11	R: 0 E: 1 K: 0 S: 21	H: 3 LOB: 1 BB: 0 P: 32	R: 0 E: 0 K: 2 S: 9	H: 0 LOB: 0 BB: 0 P: 10	1B: 8 2B: 2 3B: 1 HR: 1	SF: 1 SAC: 0 DP: 3 HBP: 1	WP: 0 PB: 0 SB: 0 CS: 0	PA: 38		
<b>PITCHER</b>	IP WLS BF H R ER SO BB IBB HBP BLK WP HR S P ERA WHIP											IP WLS BF H R ER SO BB IBB HBP BLK WP HR S P ERA WHIP										
33 James Shields, R (1, 1) ERA: 2.15	7.0 L 27 7 3 3 8 3 0 0 0 0 1 67 104 3.86 1.429																					
39 J.P. Howell, L (8, 1) ERA: 11.57	0.0 4 2 4 1 0 0 0 0 1 0 0 0 12 18 ∞ ∞																					
43 Kyle Farnsworth, R (8, 1) ERA: 1.59	1.0 4 1 0 0 0 0 0 0 0 0 0 9 14 0.00 1.000																					
37 Juan Cruz, R (9, 1) ERA: 3.44	1.0 3 0 0 0 2 0 0 0 0 0 0 9 10 0.00 0.000																					

Batter	1	2	3	4	5	6	7	8	9	AB R H RBI BB SO LOB	BOTTOM											
3 Evan Longoria, R (1, 5) OBP: 0.330, SLG: 0.411										4 1 2 1 1 1 1	<p><b>Cleveland Indians @ Tampa Bay Rays</b> Tropicana Field, St. Petersburg, FL Sat May 28 2011, 4:11 PM - 7:17 PM EDT Att: 24,717 - Dome - 72 F</p> <p>livebaseballscorecards.com</p> <p>AB 36 R 3 H 9 RBI 2 BB 2 SO 7 LOB 19</p>											
22 Johnny Damon, L (1, 10) OBP: 0.312, SLG: 0.431										5 0 1 0 0 1 4												
18 Ben Zobrist, S (1, 4) OBP: 0.335, SLG: 0.484										4 0 1 0 0 1 2												
20 Matt Joyce, L (1, 9) OBP: 0.434, SLG: 0.639										4 1 1 0 0 0 2												
2 B.J. Upton, R (1, 8) OBP: 0.323, SLG: 0.422										4 0 0 0 0 2 1												
11 Casey Kotchman, L (1, 3) OBP: 0.415, SLG: 0.479										4 1 2 0 0 0 0												
1 Sean Rodriguez, R (1, 6) OBP: 0.330, SLG: 0.439										4 0 2 1 0 1 0												
5 Sam Fuld, L (1, 7) OBP: 0.277, SLG: 0.354										3 0 0 0 1 0 4												
10 Kelly Shoppach, R (1, 2) OBP: 0.241, SLG: 0.243 28 John Jaso, L (7, PH) OBP: 0.282, SLG: 0.347										2 0 0 0 0 0 2 2 0 0 0 0 1 3												
<b>Inning Stats</b>	R: 0 E: 0 K: 0 S: 7	H: 1 LOB: 1 BB: 0 P: 10	R: 0 E: 0 K: 1 S: 8	H: 0 LOB: 0 BB: 0 P: 11	R: 1 E: 0 K: 0 S: 9	H: 2 LOB: 1 BB: 0 P: 16	R: 1 E: 0 K: 1 S: 19	H: 3 LOB: 2 BB: 0 P: 29	R: 0 E: 0 K: 1 S: 12	H: 0 LOB: 0 BB: 0 P: 15	R: 0 E: 0 K: 1 S: 7	H: 0 LOB: 0 BB: 1 P: 20	R: 0 E: 0 K: 1 S: 6	H: 0 LOB: 0 BB: 0 P: 12	R: 1 E: 1 K: 0 S: 17	H: 2 LOB: 2 BB: 1 P: 32	1B: 6 2B: 2 3B: 0 HR: 1	SF: 0 SAC: 0 DP: 0 HBP: 0	WP: 0 PB: 0 SB: 0 CS: 0	PA: 38		
<b>PITCHER</b>	IP WLS BF H R ER SO BB IBB HBP BLK WP HR S P ERA WHIP											IP WLS BF H R ER SO BB IBB HBP BLK WP HR S P ERA WHIP										
59 Carlos Carrasco, R (1, 1) ERA: 4.91	6.0 W 25 7 2 2 4 1 0 0 0 0 0 8 94 3.00 1.167																					
52 Vinnie Pestano, R (7, 1) ERA: 1.42	0.2 H 3 0 0 0 1 1 0 0 0 0 0 8 16 0.00 1.500																					
49 Tony Sipp, L (7, 1) ERA: 1.19	1.1 H 4 0 0 0 2 0 0 0 0 0 0 9 16 0.00 0.000																					
53 Rafael Perez, L (9, 1) ERA: 1.02	0.2 S 5 2 1 0 0 1 0 0 0 0 0 13 26 0.00 4.500																					
54 Chris Perez, R (9, 1) ERA: 2.66	0.1 S 1 0 0 0 0 0 0 0 0 0 0 4 6 0.00 0.000																					



Batter	1	2	3	4	5	6	7	8	9	AB	R	H	RBI	BB	SO	LOB	TOP			
23 Michael Brantley, L (1, 8) OBP: 0.340, SLG: 0.587	G4-3		G4-3		F8			G3		4	0	0	0	0	0	1	<b>Cleveland Indians @ Tampa Bay Rays</b> Tropicana Field, St. Petersburg, FL Sun May 29 2011, 1:43 PM - 4:12 PM EDT Att: 23,898 - Dome - 72 F <a href="http://livebaseballscorecards.com">livebaseballscorecards.com</a>			
13 Asdrúbal Cabrera, S (1, 6) OBP: 0.360, SLG: 0.532	1B			F7		F8		L6		4	0	1	0	0	0	0				
17 Shin-Soo Choo, L (1, 9) OBP: 0.335, SLG: 0.380	1B			G3-1		P5		1B		3	0	1	0	1	0	0				
28 Travis Buck, L (1, 7) OBP: 0.303, SLG: 0.444	G4-6-3			2B		K		F7		4	0	1	0	0	1	3				
41 Carlos Santana, S (1, 3) OBP: 0.347, SLG: 0.372				BB		F8		1B		3	0	1	0	1	1	0				
24 Grady Sizemore, L (1, 10) OBP: 0.292, SLG: 0.556	K			K		K		K		4	0	0	0	0	4	4				
20 Orlando Cabrera, R (1, 4) OBP: 0.287, SLG: 0.331				F7		K		K		3	0	0	0	0	1	0				
6 Lou Marson, R (1, 2) OBP: 0.264, SLG: 0.313				F8		P4		F9		3	0	0	0	0	0	0				
8 Adam Everett, R (1, 5) OBP: 0.359, SLG: 0.286				F7		1B		F9		3	0	1	0	0	0	0				
<b>Inning Stats</b>	R: 0 E: 0 K: 0 S: 7	H: 1 LOB: 1 BB: 1 P: 14	R: 0 E: 0 K: 2 S: 7	H: 0 LOB: 0 BB: 0 P: 12	R: 0 E: 0 K: 0 S: 6	H: 0 LOB: 0 BB: 0 P: 9	R: 0 E: 0 K: 1 S: 12	H: 1 LOB: 2 BB: 1 P: 22	R: 0 E: 0 K: 1 S: 6	H: 0 LOB: 0 BB: 0 P: 10	R: 0 E: 0 K: 2 S: 8	H: 0 LOB: 0 BB: 0 P: 12	R: 0 E: 0 K: 0 S: 11	H: 0 LOB: 0 BB: 0 P: 14	R: 0 E: 0 K: 1 S: 10	H: 2 LOB: 2 BB: 0 P: 10	1B: 4 2B: 1 3B: 0 HR: 0	SF: 0 SAC: 0 DP: 1 HBP: 0	WP: 0 PB: 0 SB: 0 CS: 0	PA: 33
<b>PITCHER</b>	IP WLS BF H R ER SO	IP WLS BF H R ER SO	IP WLS BF H R ER SO	IP WLS BF H R ER SO	IP WLS BF H R ER SO	IP WLS BF H R ER SO	IP WLS BF H R ER SO	IP WLS BF H R ER SO	IP WLS BF H R ER SO	IP WLS BF H R ER SO	IP WLS BF H R ER SO	IP WLS BF H R ER SO	IP WLS BF H R ER SO	IP WLS BF H R ER SO	IP WLS BF H R ER SO	IP WLS BF H R ER SO	ERA WHIP	ERA WHIP		
58 Jeremy Hellickson, R (1, 1) ERA: 2.8	7.0	W	25	3	0	0	6	2	0	0	0	0	0	0	0	0	0.00	0.714		
36 Adam Russell, R (8, 1) ERA: 3.18	1.0		3	0	0	0	0	0	0	0	0	0	0	0	0	0	0.00	0.000		
27 César Ramos, L (9, 1) ERA: 4.11	1.0		5	2	0	0	1	0	0	0	0	0	0	0	0	0	0.00	2.000		

Batter	1	2	3	4	5	6	7	8	9	AB	R	H	RBI	BB	SO	LOB	BOTTOM			
3 Evan Longoria, R (1, 5) OBP: 0.351, SLG: 0.430	1B		1B		2B			BB		3	2	2	0	2	0	0	<b>Cleveland Indians @ Tampa Bay Rays</b> Tropicana Field, St. Petersburg, FL Sun May 29 2011, 1:43 PM - 4:12 PM EDT Att: 23,898 - Dome - 72 F <a href="http://livebaseballscorecards.com">livebaseballscorecards.com</a>			
22 Johnny Damon, L (1, 10) OBP: 0.315, SLG: 0.432	P3		1B		1B			G4-3		4	1	2	1	0	0	1				
16 Justin Ruggiano, R (8, PH) (9, 10)	1B		1B		1B			G4-3		1	0	0	0	0	0	2				
18 Ben Zobrist, S (1, 4) OBP: 0.333, SLG: 0.479	G6-3		G3-1		G3-1			1B		4	0	1	1	0	0	2				
20 Matt Joyce, L (1, 9) OBP: 0.425, SLG: 0.623			G6-3		G4-3			F9		4	0	0	0	0	1	3				
11 Casey Kotchman, L (1, 3) OBP: 0.417, SLG: 0.479			F8		1B			P2		2	0	1	0	0	0	0				
1 Sean Rodriguez, R (5, 3) OBP: 0.333, SLG: 0.434					BB			BB		1	1	0	0	1	0	1				
2 B.J. Upton, R (1, 8) OBP: 0.332, SLG: 0.420	BB		BB		BB			F8		1	1	0	0	3	0	1				
5 Sam Fuld, L (1, 7) OBP: 0.276, SLG: 0.351	P3		G3		G3			G4-3		4	0	1	1	0	0	2				
28 John Jaso, L (1, 2) OBP: 0.289, SLG: 0.381			F9		HR			G3		4	1	2	2	0	0	2				
15 Reid Brignac, L (1, 6) OBP: 0.211, SLG: 0.183			1B		G4-3			K		4	1	1	0	0	1	1				
<b>Inning Stats</b>	R: 0 E: 0 K: 0 S: 6	H: 1 LOB: 0 BB: 0 P: 12	R: 0 E: 0 K: 0 S: 12	H: 0 LOB: 1 BB: 1 P: 16	R: 2 E: 0 K: 0 S: 8	H: 2 LOB: 1 BB: 1 P: 17	R: 2 E: 0 K: 0 S: 9	H: 2 LOB: 0 BB: 1 P: 18	R: 3 E: 1 K: 0 S: 19	H: 3 LOB: 2 BB: 2 P: 35	R: 0 E: 0 K: 0 S: 9	H: 0 LOB: 0 BB: 0 P: 15	R: 0 E: 0 K: 1 S: 10	H: 1 LOB: 1 BB: 0 P: 16	R: 0 E: 0 K: 1 S: 13	H: 1 LOB: 2 BB: 1 P: 24	1B: 8 2B: 1 3B: 0 HR: 1	SF: 0 SAC: 0 DP: 0 HBP: 0	WP: 0 PB: 1 SB: 1 CS: 1	PA: 38
<b>PITCHER</b>	IP WLS BF H R ER SO	IP WLS BF H R ER SO	IP WLS BF H R ER SO	IP WLS BF H R ER SO	IP WLS BF H R ER SO	IP WLS BF H R ER SO	IP WLS BF H R ER SO	IP WLS BF H R ER SO	IP WLS BF H R ER SO	IP WLS BF H R ER SO	IP WLS BF H R ER SO	IP WLS BF H R ER SO	IP WLS BF H R ER SO	IP WLS BF H R ER SO	IP WLS BF H R ER SO	IP WLS BF H R ER SO	ERA WHIP	ERA WHIP		
63 Justin Masterson, R (1, 1) ERA: 3.07	5.0	L	26	6	0	0	2	5	0	0	0	0	0	0	0	0	0.00	1.000		
56 Frank Herrmann, R (6, 1) ERA: 8.49	3.0		12	2	0	0	2	1	0	0	0	0	0	0	0	0	0.00	1.000		











Batter	1	2	3	4	5	6	7	8	9	AB	R	H	RBI	BB	SO	LOB	TOP					
5 Ian Kinsler, R OBP: 0.354, SLG: 0.421										3	1	0	0	1	0	0	<p><b>Texas Rangers @ Tampa Bay Rays</b> Tropicana Field, St. Petersburg, FL Wed Jun 01 2011, 1:13 PM - 3:40 PM EDT Att: 13,725 - Dome - 72 F</p>					
1 Elvis Andrus, R OBP: 0.309, SLG: 0.338										4	0	1	2	0	0	0						
32 Josh Hamilton, L OBP: 0.345, SLG: 0.456										4	0	0	0	0	1	1						
10 Michael Young, R OBP: 0.376, SLG: 0.488											4	0	0	0	0	3						
29 Adrian Beltré, R OBP: 0.303, SLG: 0.467											4	1	1	0	0	1						
17 Nelson Cruz, R OBP: 0.300, SLG: 0.476											4	0	3	1	0	0						
25 Mike Napoli, R OBP: 0.365, SLG: 0.550											3	0	0	0	0	3						
8 Yorvit Torrealba, R OBP: 0.243, SLG: 0.326											4	0	0	0	0	3						
23 Craig Gentry, R OBP: 0.326, SLG: 0.256											3	1	1	0	0	1						
<b>Inning Stats</b>	R: 0 E: 0 K: 1 S: 9	H: 0 LOB: 0 BB: 0 P: 11	R: 0 E: 0 K: 3 S: 10	H: 1 LOB: 1 BB: 0 P: 13	R: 0 E: 0 K: 0 S: 5	H: 0 LOB: 0 BB: 0 P: 9	R: 0 E: 0 K: 1 S: 8	H: 0 LOB: 0 BB: 0 P: 13	R: 1 E: 0 K: 1 S: 10	H: 2 LOB: 1 BB: 0 P: 14	R: 0 E: 0 K: 0 S: 7	H: 0 LOB: 0 BB: 0 P: 12	R: 0 E: 0 K: 1 S: 11	H: 0 LOB: 0 BB: 0 P: 14	R: 2 E: 0 K: 1 S: 15	H: 2 LOB: 1 BB: 1 P: 27		R: 0 E: 0 K: 0 S: 13	H: 1 LOB: 2 BB: 0 P: 17	1B: 4 2B: 2 HR: 0	SF: 0 SAC: 0 HBP: 1	WP: 0 PB: 1 CS: 5
<b>PITCHER</b>	IP WLS BF H R ER SO BB IBB HBP BLK WP HR S P ERA WHIP																					
14 David Price, L ERA: 3.52	(1, 1)	8.0 L 30 5 3 3 8																				
36 Adam Russell, R ERA: 2.84	(9, 1)	1.0 5 1 0 0 0																				

AB 33  
R 3  
H 6  
RBI 3  
BB 1  
SO 8  
LOB 7



Batter	1	2	3	4	5	6	7	8	9	AB	R	H	RBI	BB	SO	LOB	BOTTOM					
28 John Jaso, L OBP: 0.280, SLG: 0.367										4	0	0	0	0	1	2	<p><b>Texas Rangers @ Tampa Bay Rays</b> Tropicana Field, St. Petersburg, FL Wed Jun 01 2011, 1:13 PM - 3:40 PM EDT Att: 13,725 - Dome - 72 F</p>					
18 Ben Zobrist, S OBP: 0.332, SLG: 0.485										3	0	2	0	1	0	0						
20 Matt Joyce, L OBP: 0.421, SLG: 0.621										4	0	0	0	0	2	3						
3 Evan Longoria, R OBP: 0.355, SLG: 0.442										4	0	0	0	0	1	2						
22 Johnny Damon, L OBP: 0.310, SLG: 0.417										4	0	1	0	0	0	1						
2 B.J. Upton, R OBP: 0.327, SLG: 0.402										3	0	0	0	0	1	1						
5 Sam Fuld, L OBP: 0.281, SLG: 0.351										2	0	1	0	1	0	1						
1 Sean Rodríguez, R OBP: 0.325, SLG: 0.436										3	0	0	0	0	1	3						
15 Reid Brignac, L OBP: 0.216, SLG: 0.189										2	0	1	0	0	1	0						
45 Felipe Lopez, S OBP: 0.253, SLG: 0.325										1	0	0	0	0	1	1						
<b>Inning Stats</b>	R: 0 E: 0 K: 2 S: 11	H: 1 LOB: 1 BB: 0 P: 16	R: 0 E: 0 K: 1 S: 10	H: 1 LOB: 0 BB: 0 P: 11	R: 0 E: 0 K: 1 S: 13	H: 1 LOB: 1 BB: 1 P: 19	R: 0 E: 0 K: 1 S: 7	H: 0 LOB: 0 BB: 0 P: 10	R: 0 E: 0 K: 1 S: 8	H: 0 LOB: 0 BB: 1 P: 14	R: 0 E: 0 K: 1 S: 8	H: 0 LOB: 0 BB: 0 P: 14	R: 0 E: 0 K: 0 S: 5	H: 0 LOB: 0 BB: 0 P: 8	R: 0 E: 0 K: 1 S: 15	H: 1 LOB: 1 BB: 0 P: 21	R: 0 E: 0 K: 0 S: 10	H: 1 LOB: 1 BB: 0 P: 15	1B: 4 2B: 1 HR: 0	SF: 0 SAC: 0 HBP: 0	WP: 1 PB: 1 CS: 1	PA: 32
<b>PITCHER</b>	IP WLS BF H R ER SO BB IBB HBP BLK WP HR S P ERA WHIP																					
48 Colby Lewis, R ERA: 3.48	(1, 1)	8.0 W 28 4 0 0 0																				
30 Neftalí Feliz, R ERA: 1.37	(9, 1)	1.0 S 4 1 0 0 0																				

AB 30  
R 0  
H 5  
RBI 0  
BB 2  
SO 8  
LOB 14





Batter	1	2	3	4	5	6	7	8	9	AB	R	H	RBI	BB	SO	LOB	TOP				
18 Ben Zobrist, S OBP: 0.325, SLG: 0.473										5	0	0	0	0	2	3					
20 Matt Joyce, L OBP: 0.242, SLG: 0.642										4	1	2	1	0	0	0					
3 Evan Longoria, R OBP: 0.359, SLG: 0.439										3	1	1	0	1	1	1					
22 Johnny Damon, L OBP: 0.314, SLG: 0.415										3	0	1	0	1	0	1					
2 B.J. Upton, R OBP: 0.326, SLG: 0.399										4	0	1	0	0	2	5					
45 Felipe Lopez, S OBP: 0.253, SLG: 0.322										4	0	1	1	0	1	2					
5 Sam Fuld, L OBP: 0.285, SLG: 0.354										4	0	2	0	0	1	2					
15 Reid Brignac, L OBP: 0.209, SLG: 0.182										4	0	0	0	0	2	2					
10 Kelly Shoppach, R OBP: 0.237, SLG: 0.220										3	0	0	0	0	3	1					
28 John Jaso, L OBP: 0.277, SLG: 0.364										1	0	0	0	0	1	1					
<b>Inning Stats</b>	R: 0 E: 0 K: 2 S: 13	H: 1 LOB: 2 BB: 1 P: 20	R: 0 E: 0 K: 1 S: 5	H: 0 LOB: 0 BB: 0 P: 7	R: 0 E: 0 K: 2 S: 8	H: 0 LOB: 0 BB: 0 P: 11	R: 0 E: 0 K: 1 S: 8	H: 1 LOB: 1 BB: 1 P: 16	R: 0 E: 0 K: 2 S: 11	H: 3 LOB: 2 BB: 0 P: 17	R: 0 E: 0 K: 2 S: 7	H: 0 LOB: 0 BB: 0 P: 11	R: 1 E: 0 K: 0 S: 15	H: 2 LOB: 1 BB: 0 P: 20	R: 0 E: 0 K: 2 S: 9	H: 1 LOB: 1 BB: 0 P: 13	1B: 6 2B: 1 3B: 0 HR: 1	SF: 0 SAC: 0 DP: 1 HBP: 0	WP: 1 PB: 1 SB: 2 CS: 0	PA: 37	
<b>PITCHER</b>	IP	WLS	BF	H	R	ER	SO	BB	IBB	HBP	BLK	WP	HR	S	P	ERA	WHIP				
34 Félix Hernández, R ERA: 3.04	7.0	W	28	5	1	1	11	2	0	0	0	1	0	64	97	1.29	1.000				
32 Aaron Laffey, L ERA: 2.05	1.0		5	2	1	1	0	0	0	0	0	0	1	15	20	9.00	2.000				
46 Chris Ray, R ERA: 6.6	1.0		4	1	0	0	2	0	0	0	0	0	0	9	13	0.00	1.000				

Tampa Bay Rays @ Seattle Mariners  
Safeco Field, Seattle, WA  
Thu Jun 02 2011, 7:11 PM - 9:59 PM PDT  
Att: 16,393 - Partly Cloudy - 57 F

AB 35  
R 2  
H 8  
RBI 2  
BB 2  
SO 13  
LOB 18



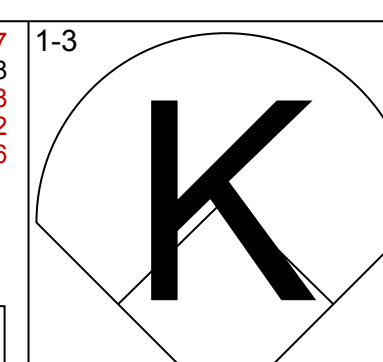
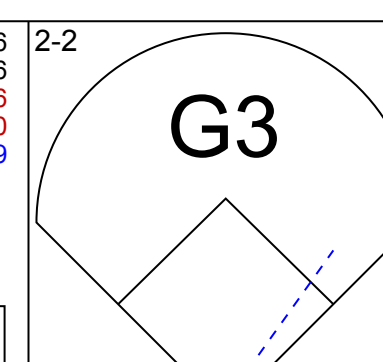
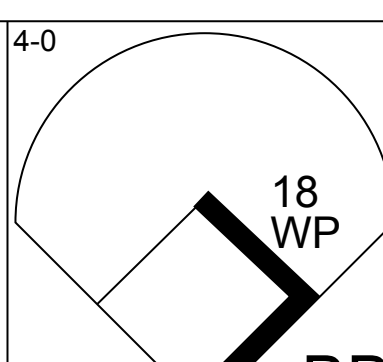
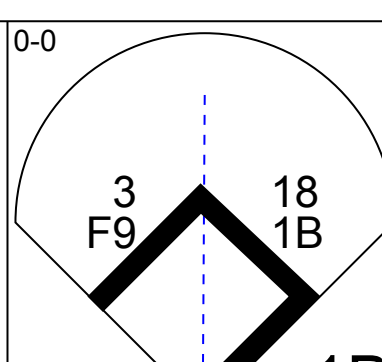
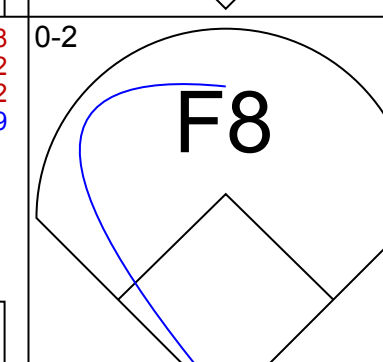
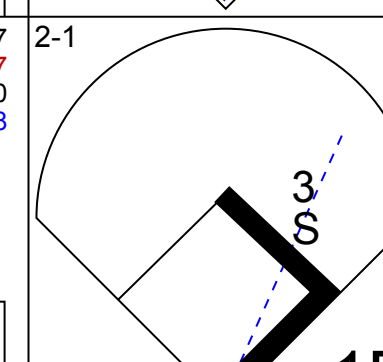
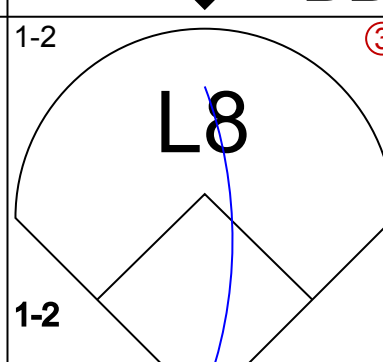
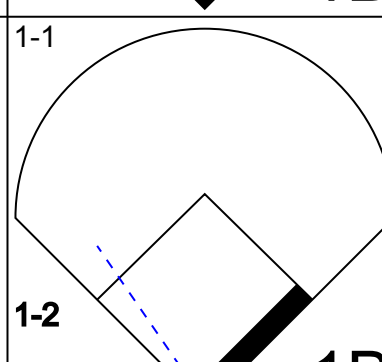
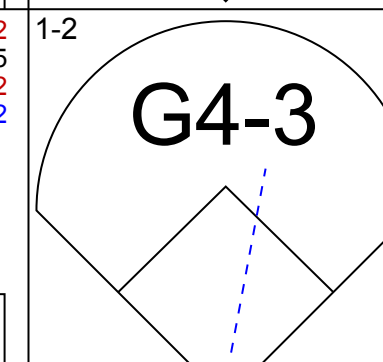
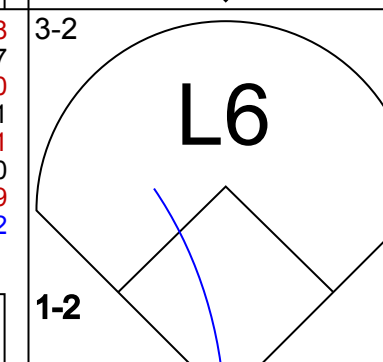
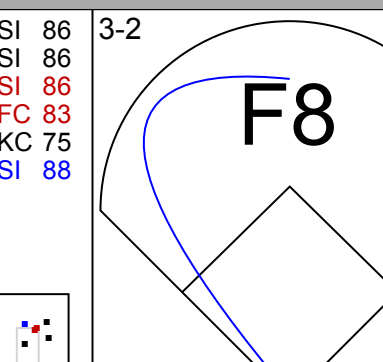
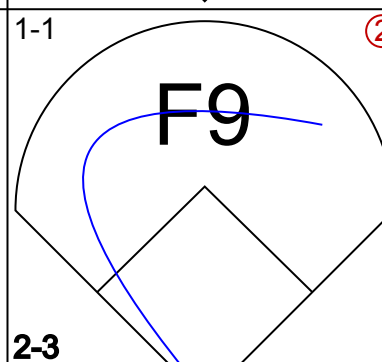
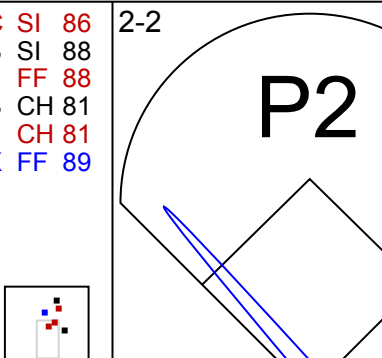
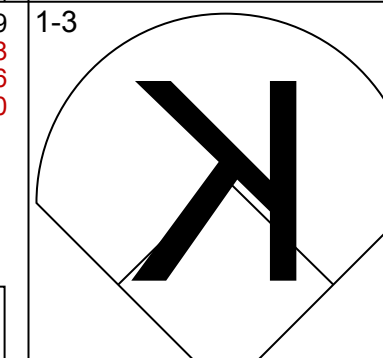
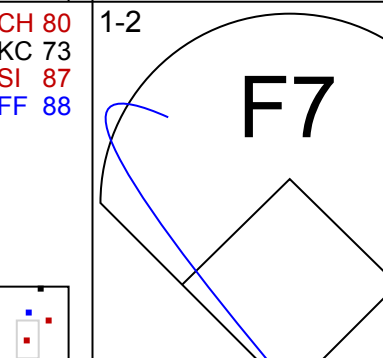
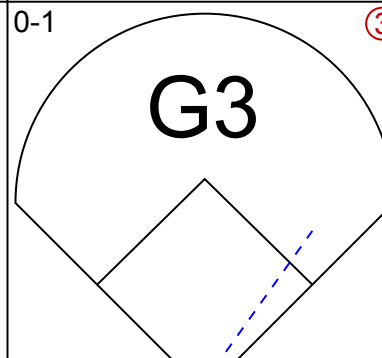
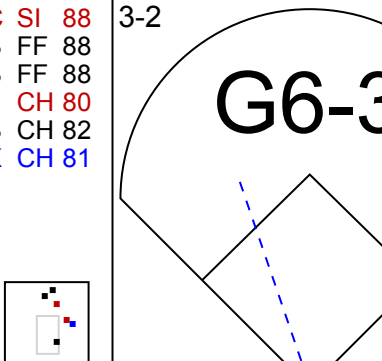
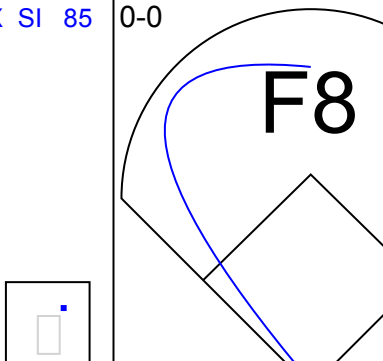
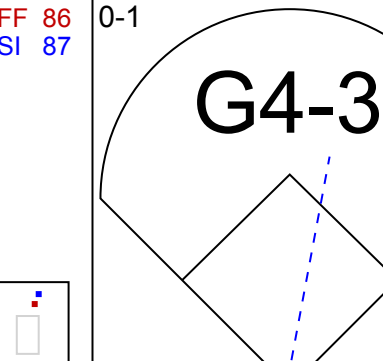
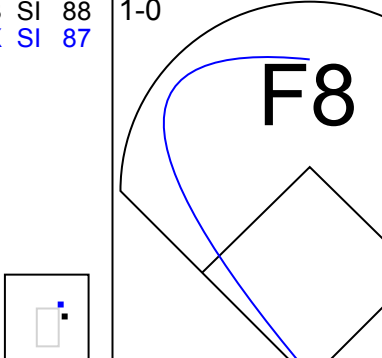
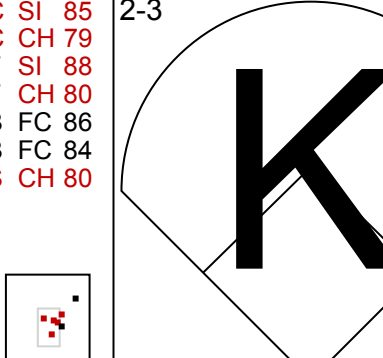
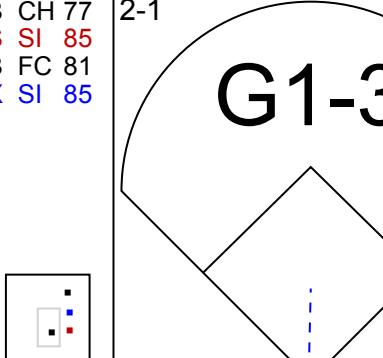
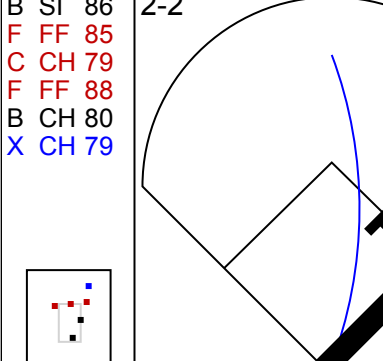
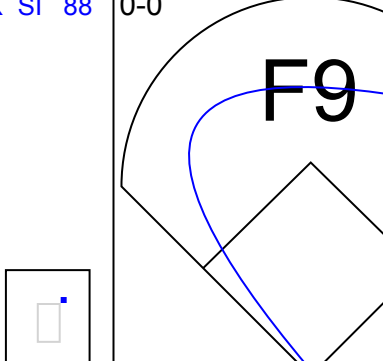
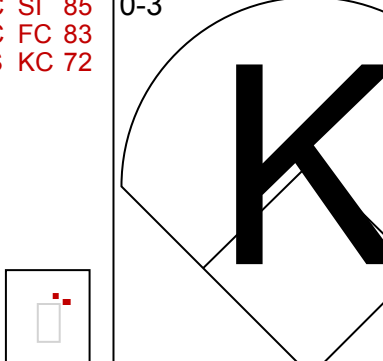
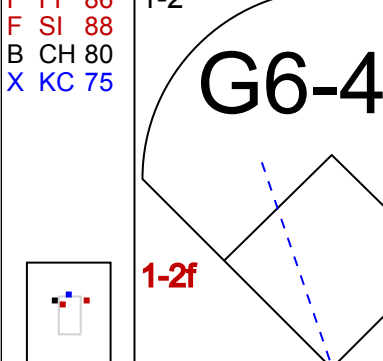
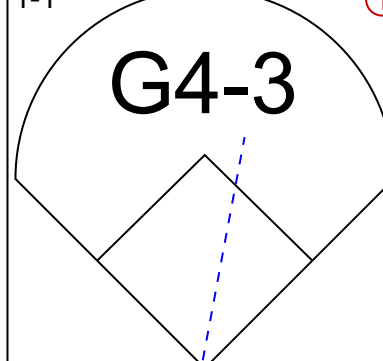
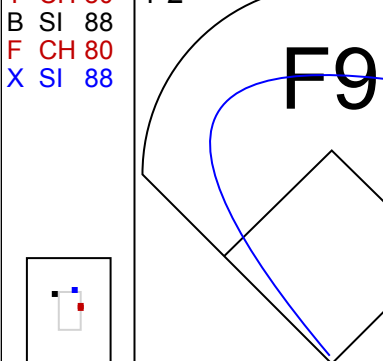
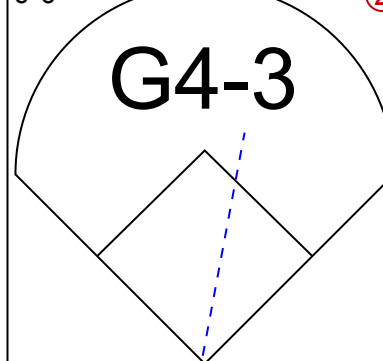
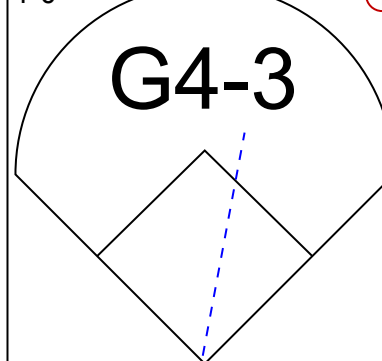
Batter	1	2	3	4	5	6	7	8	9	AB	R	H	RBI	BB	SO	LOB	BOTTOM				
51 Ichiro Suzuki, L OBP: 0.324, SLG: 0.309										5	0	0	0	0	1	2					
26 Brendan Ryan, R OBP: 0.345, SLG: 0.338										4	0	1	0	1	1	0					
17 Justin Smoak, S OBP: 0.349, SLG: 0.464										5	1	1	1	0	1	3					
29 Jack Cust, L OBP: 0.369, SLG: 0.354										2	2	1	1	2	0	1					
21 Franklin Gutierrez, R OBP: 0.255, SLG: 0.295										3	1	0	0	1	0	1					
4 Adam Kennedy, L OBP: 0.329, SLG: 0.455										4	1	3	1	0	0	0					
30 Miguel Olivo, R OBP: 0.301, SLG: 0.349										4	0	1	0	0	0	4					
9 Chone Figgins, S OBP: 0.232, SLG: 0.256										4	1	1	1	0	2	4					
8 Carlos Peguero, L OBP: 0.227, SLG: 0.429										4	2	2	4	0	1	2					
<b>Inning Stats</b>	R: 0 E: 0 K: 2 S: 8	H: 4 LOB: 0 BB: 0 P: 10	R: 5 E: 1 K: 0 S: 20	H: 4 LOB: 0 BB: 0 P: 34	R: 1 E: 0 K: 2 S: 18	H: 1 LOB: 2 BB: 2 P: 31	R: 2 E: 0 K: 0 S: 11	H: 2 LOB: 1 BB: 1 P: 18	R: 0 E: 0 K: 2 S: 18	H: 2 LOB: 2 BB: 0 P: 24	R: 0 E: 0 K: 0 S: 5	H: 1 LOB: 0 BB: 0 P: 8	R: 0 E: 0 K: 0 S: 15	H: 0 LOB: 0 BB: 0 P: 21	R: 0 E: 1 K: 0 S: 14	H: 0 LOB: 2 BB: 1 P: 25	1B: 4 2B: 2 3B: 0 HR: 4	SF: 0 SAC: 0 DP: 1 HBP: 0	WP: 0 PB: 0 SB: 0 CS: 0	PA: 39	
<b>PITCHER</b>	IP	WLS	BF	H	R	ER	SO	BB	IBB	HBP	BLK	WP	HR	S	P	ERA	WHIP				
33 James Shields, R ERA: 2.77	4.0	L	23	7	8	7	4	3	0	0	0	0	4	57	93	15.75	2.500				
37 Juan Cruz, R ERA: 3.5	3.0		11	3	0	0	2	0	0	0	0	0	0	38	53	0.00	1.000				
27 César Ramos, L ERA: 3.63	1.0		5	0	0	0	0	1	0	0	0	0	0	14	25	0.00	1.000				

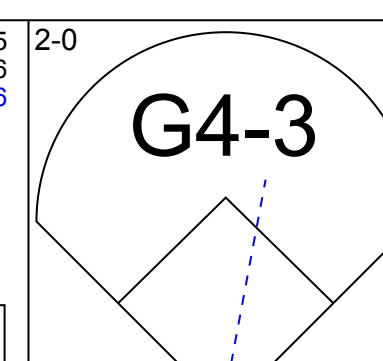
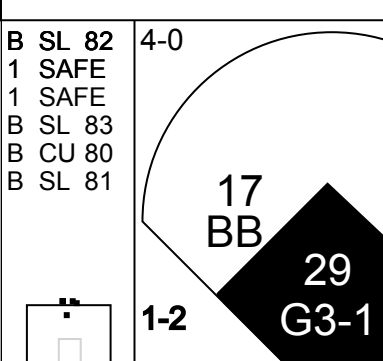
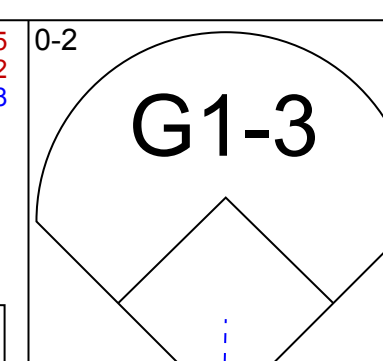
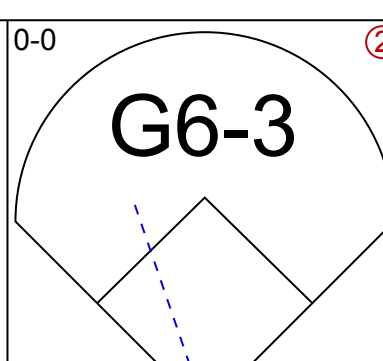
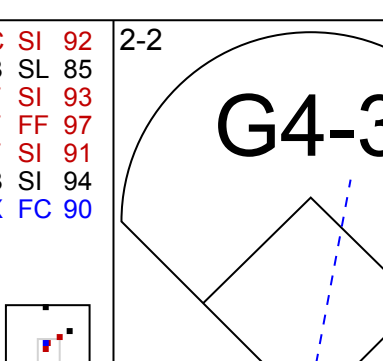
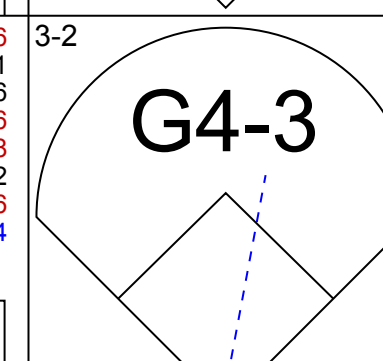
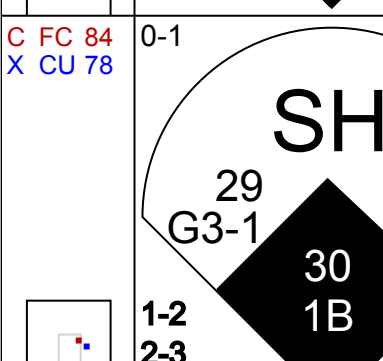
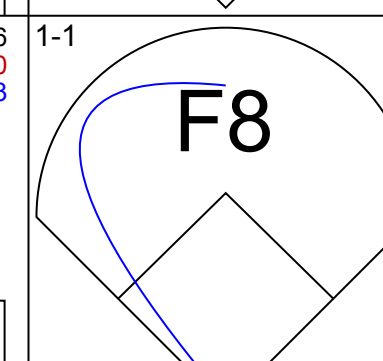
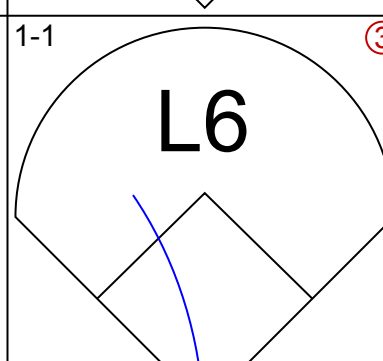
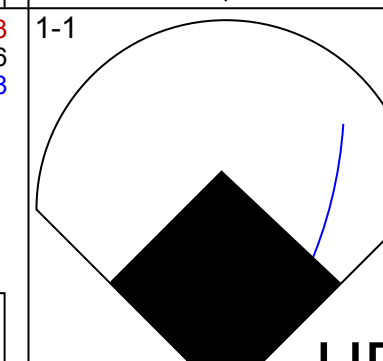
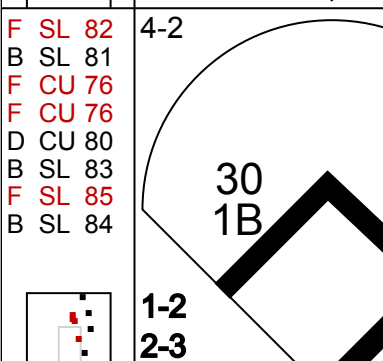
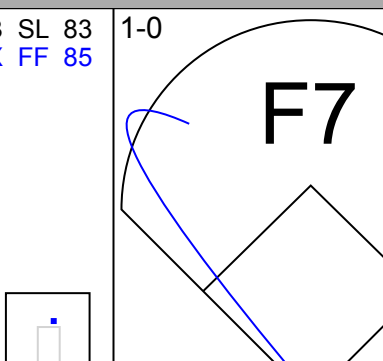
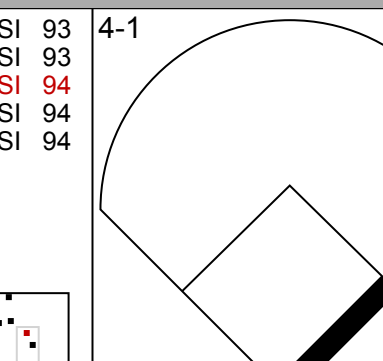
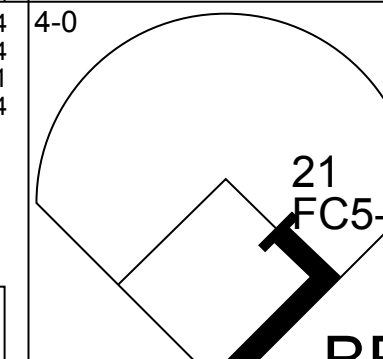
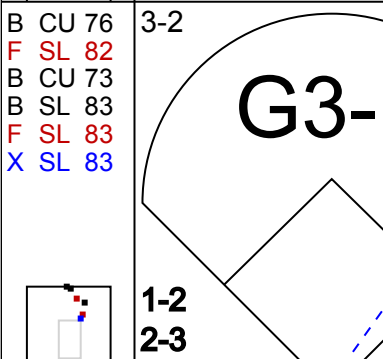
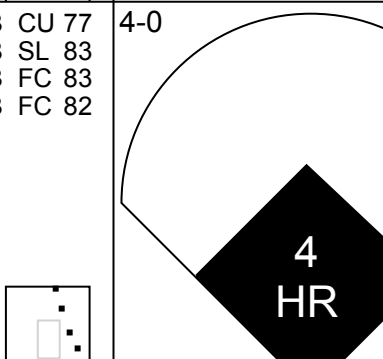
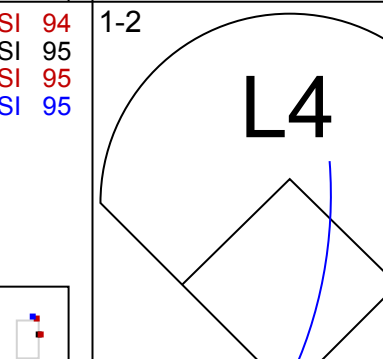
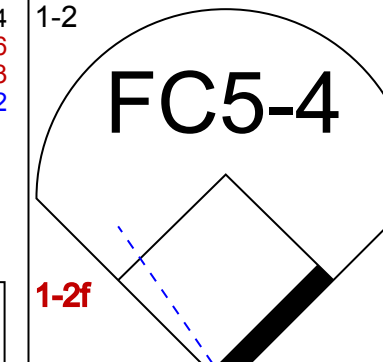
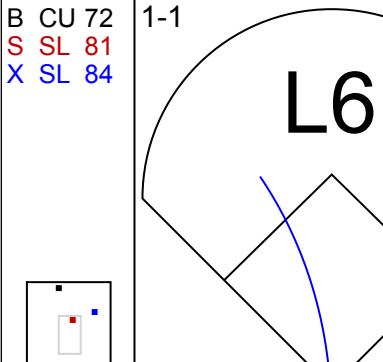
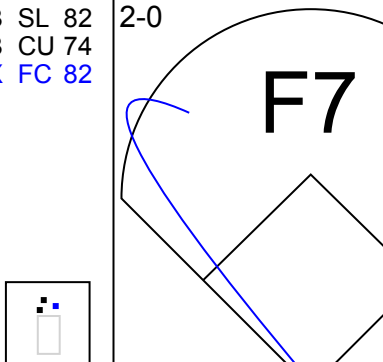
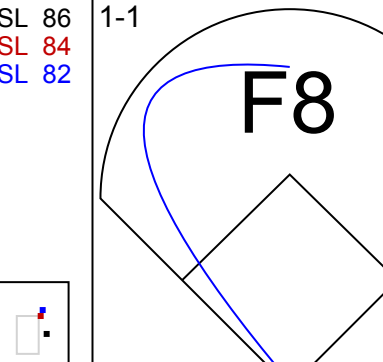
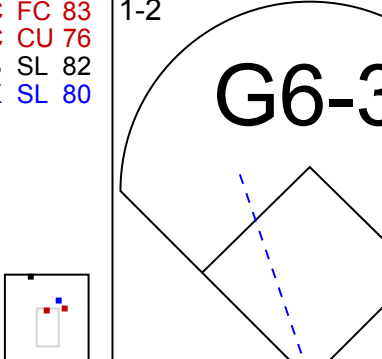
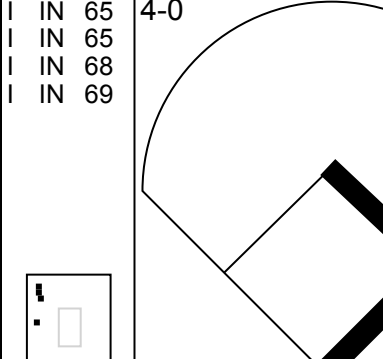
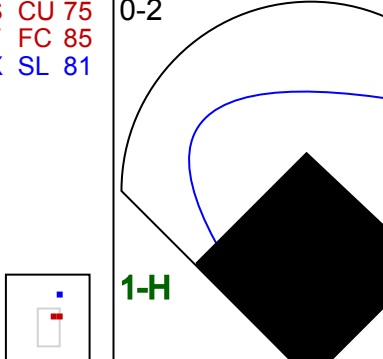
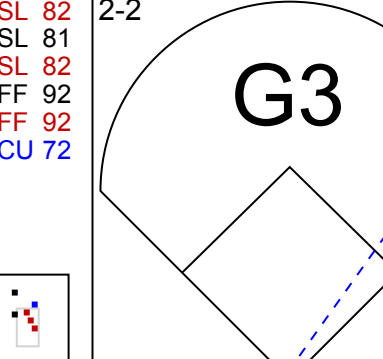
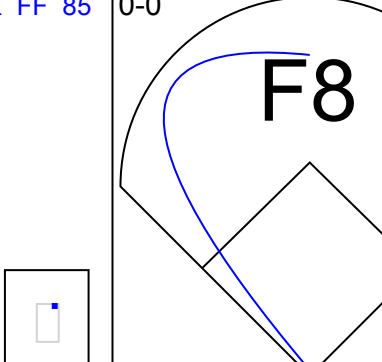
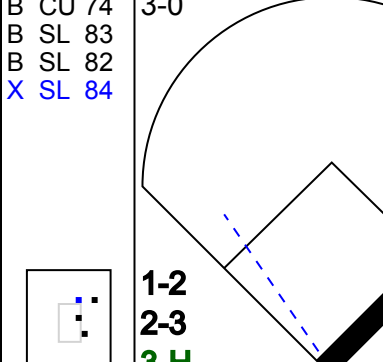
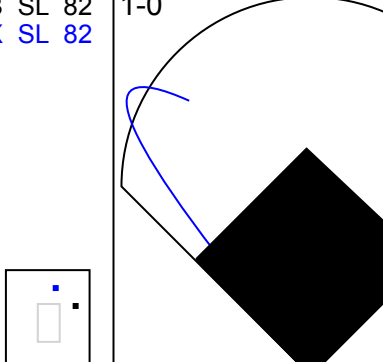
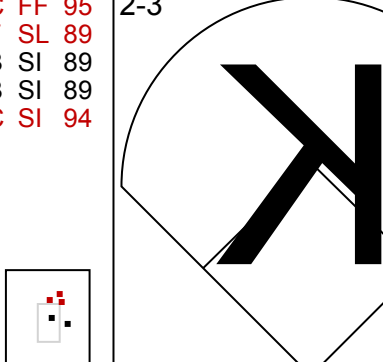
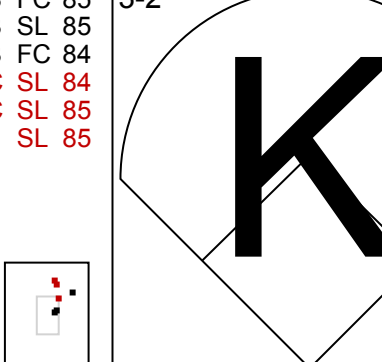
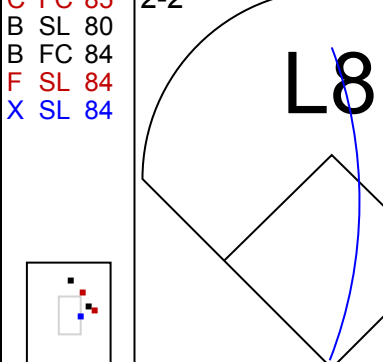
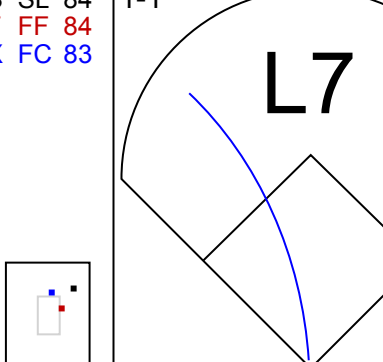
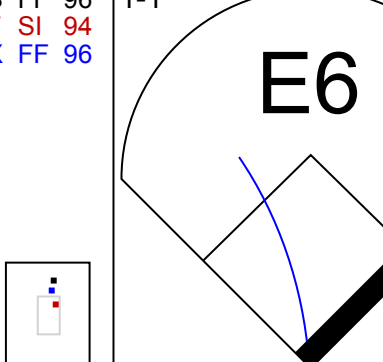
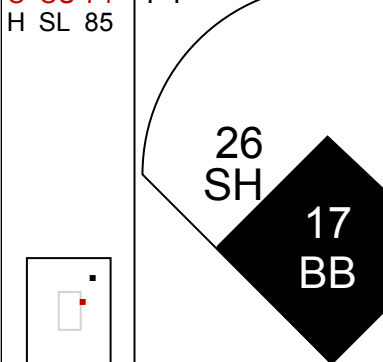
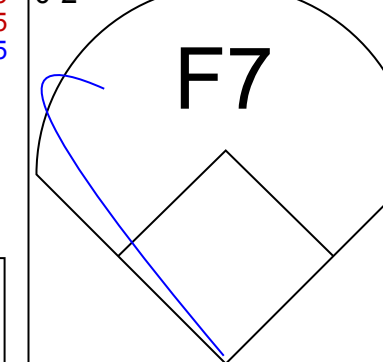

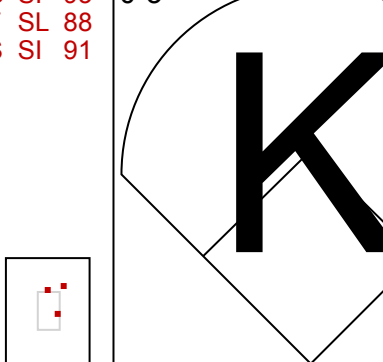
Tampa Bay Rays @ Seattle Mariners  
Safeco Field, Seattle, WA  
Thu Jun 02 2011, 7:11 PM - 9:59 PM PDT  
Att: 16,393 - Partly Cloudy - 57 F

AB 35  
R 8  
H 10  
RBI 8  
BB 4  
SO 6  
LOB 17





Batter	1	2	3	4	5	6	7	8	9	AB	R	H	RBI	BB	SO	LOB	TOP			
22 Johnny Damon, L (1, 10) OBP: 0.317, SLG: 0.414										3	0	1	0	1	1	0	<p>Tampa Bay Rays @ Seattle Mariners</p> <p>Safeco Field, Seattle, WA</p> <p>Fri Jun 03 2011, 7:11 PM - 9:33 PM PDT</p> <p>Att: 24,482 - Clear - 64 F</p>			
18 Ben Zobrist, S (1, 4) OBP: 0.328, SLG: 0.474										4	0	2	0	0	0	1				
3 Evan Longoria, R (1, 5) OBP: 0.348, SLG: 0.423										4	0	0	0	0	0	3				
20 Matt Joyce, L (1, 9) OBP: 0.414, SLG: 0.627										4	0	0	0	0	1	3				
2 B.J. Upton, R (1, 8) OBP: 0.321, SLG: 0.393										3	0	0	0	0	0	0				
1 Sean Rodriguez, R (1, 6) OBP: 0.318, SLG: 0.425										3	0	0	0	0	1	0				
45 Felipe Lopez, S (1, 3) OBP: 0.295, SLG: 0.322										3	0	1	0	0	1	0				
28 John Jaso, L (1, 2) OBP: 0.270, SLG: 0.354										3	0	0	0	0	0	1				
16 Justin Ruggiano, R (1, 7) OBP: 0.267, SLG: 0.333										3	0	0	0	0	0	0				
<b>Inning Stats</b>	R: 0 E: 0 K: 1 S: 11	H: 0 LOB: 0 BB: 0 P: 13	R: 0 E: 0 K: 0 S: 8	H: 0 LOB: 0 BB: 0 P: 14	R: 0 E: 0 K: 0 S: 10	H: 1 LOB: 0 BB: 0 P: 14	R: 0 E: 0 K: 1 S: 13	H: 1 LOB: 1 BB: 0 P: 21	R: 0 E: 0 K: 0 S: 6	H: 0 LOB: 0 BB: 0 P: 12	R: 0 E: 0 K: 0 S: 8	H: 0 LOB: 0 BB: 0 P: 12	R: 0 E: 0 K: 1 S: 7	H: 0 LOB: 0 BB: 0 P: 9	R: 0 E: 0 K: 0 S: 8	H: 2 LOB: 2 BB: 0 P: 11	1B: 4 2B: 0 3B: 0 HR: 0	SF: 0 SAC: 0 DP: 1 HBP: 0	WP: 1 PB: 0 SB: 1 CS: 0	PA: 31
<b>PITCHER</b> 38 Jason Vargas, L (1, 1) ERA: 3.96	IP: 9.0 WLS: W BF: 31 H: 4 R: 0 ER: 0 SO: 4 BB: 1 IBB: 0 HBP: 0 BLK: 0 WP: 1 HR: 0 S: 78 P: 115 ERA: 0.00 WHIP: 0.556															<b>PITCHER</b>				

Batter	1	2	3	4	5	6	7	8	9	AB	R	H	RBI	BB	SO	LOB	BOTTOM			
51 Ichiro Suzuki, L (1, 9) OBP: 0.322, SLG: 0.304										4	1	0	0	1	0	1	<p>Tampa Bay Rays @ Seattle Mariners</p> <p>Safeco Field, Seattle, WA</p> <p>Fri Jun 03 2011, 7:11 PM - 9:33 PM PDT</p> <p>Att: 24,482 - Clear - 64 F</p>			
26 Brendan Ryan, R (1, 6) OBP: 0.339, SLG: 0.331										3	1	0	0	0	0	0				
17 Justin Smoak, S (1, 3) OBP: 0.357, SLG: 0.481										2	1	1	2	2	0	0				
29 Jack Cust, L (1, 10) OBP: 0.372, SLG: 0.350										2	1	0	1	2	0	3				
21 Franklin Gutierrez, R (1, 8) OBP: 0.235, SLG: 0.271										4	0	0	0	0	0	5				
4 Adam Kennedy, L (1, 4) OBP: 0.333, SLG: 0.474										3	1	1	2	1	0	1				
30 Miguel Olivo, R (1, 2) OBP: 0.305, SLG: 0.371										4	1	2	2	0	1	0				
9 Chone Figgins, S (1, 5) OBP: 0.228, SLG: 0.251										4	0	0	0	0	1	3				
8 Carlos Peguero, L (1, 7) OBP: 0.229, SLG: 0.409										3	1	0	0	0	2	1				
<b>Inning Stats</b>	R: 1 E: 0 K: 0 S: 11	H: 1 LOB: 1 BB: 1 P: 22	R: 0 E: 0 K: 1 S: 7	H: 0 LOB: 0 BB: 0 P: 11	R: 3 E: 0 K: 0 S: 16	H: 1 LOB: 3 BB: 3 P: 38	R: 0 E: 0 K: 0 S: 8	H: 0 LOB: 0 BB: 0 P: 9	R: 3 E: 0 K: 0 S: 8	H: 2 LOB: 0 BB: 1 P: 17	R: 0 E: 0 K: 1 S: 9	H: 0 LOB: 0 BB: 0 P: 12	R: 0 E: 0 K: 0 S: 10	H: 0 LOB: 1 BB: 1 P: 18	R: 0 E: 1 K: 2 S: 13	H: 0 LOB: 1 BB: 0 P: 18	1B: 1 2B: 0 3B: 0 HR: 3	SF: 0 SAC: 1 DP: 0 HBP: 1	WP: 0 PB: 0 SB: 0 CS: 0	PA: 37
<b>PITCHER</b> 21 Andy Sonnanstine, R (1, 1) ERA: 5.68 36 Adam Russell, R (6, 1) ERA: 2.61 27 Cesar Ramos, L (7, 1) ERA: 0.57 43 Kyle Farnsworth, R (8, 1) ERA: 1.42	IP: 5.0 WLS: L BF: 26 H: 4 R: 7 ER: 7 SO: 7 BB: 4 IBB: 1 HBP: 0 BLK: 0 WP: 0 HR: 3 S: 30 P: 97 ERA: 12.60 WHIP: 1.600															<b>PITCHER</b>				

AB	30
R	0
H	4
RBI	0
BB	1
SO	4
LOB	8









Batter	1	2	3	4	5	6	7	8	9	AB	R	H	RBI	BB	SO	LOB	TOP			
22 Johnny Damon, L (1,10) OBP: 0.321, SLG: 0.418										5	1	2	0	0	0	0				
18 Ben Zobrist, S (1,4) OBP: 0.332, SLG: 0.477										4	2	2	1	0	0	1				
20 Matt Joyce, L (1,9) OBP: 0.408, SLG: 0.614										4	1	1	1	0	0	2				
2 B.J. Upton, R (1,8) OBP: 0.323, SLG: 0.386										4	1	1	1	0	1	1				
45 Felipe Lopez, S (1,5) OBP: 0.255, SLG: 0.330										4	0	1	1	0	1	1				
15 Reid Brignac, L (8,6) OBP: 0.202, SLG: 0.175										0	0	0	0	0	0	0				
1 Sean Rodriguez, R (1,6) OBP: 0.313, SLG: 0.415										3	1	1	0	0	2	1				
3 Evan Longoria, R (8,PH) OBP: 0.356, SLG: 0.430										1	0	1	1	0	0	0				
11 Casey Kotchman, L (1,3) OBP: 0.400, SLG: 0.457										4	0	1	0	0	2	1				
10 Kelly Shoppach, R (1,2) OBP: 0.250, SLG: 0.247										3	0	2	1	0	1	0				
28 John Jaso, L (9,PH) OBP: 0.276, SLG: 0.350										1	0	0	0	0	0	0				
5 Sam Fuld, L (1,7) OBP: 0.284, SLG: 0.347										4	0	0	0	0	0	3				
<b>Inning Stats</b>	R: 0 E: 0 K: 0 S: 6	H: 1 LOB: 0 BB: 0 P: 9	R: 1 E: 0 K: 1 S: 12	H: 3 LOB: 2 BB: 0 P: 18	R: 2 E: 0 K: 1 S: 13	H: 3 LOB: 1 BB: 0 P: 20	R: 0 E: 0 K: 1 S: 9	H: 1 LOB: 0 BB: 0 P: 14	R: 0 E: 0 K: 2 S: 10	H: 0 LOB: 0 BB: 0 P: 16	R: 0 E: 0 K: 2 S: 10	H: 0 LOB: 0 BB: 0 P: 16	R: 3 E: 0 K: 0 S: 11	H: 4 LOB: 1 BB: 0 P: 20	R: 0 E: 0 K: 0 S: 7	H: 0 LOB: 0 BB: 0 P: 8	1B: 8 2B: 4 3B: 0 HR: 0	SF: 0 SAC: 0 DP: 1 HBP: 0	WP: 1 PB: 0 SB: 0 CS: 0	PA: 38
<b>PITCHER</b>	IP	WLS	BF	H	R	ER	SO	BB	IBB	HBP	BLK	WP	HR	S	P	ERA	WHIP			
45 Erik Bedard, L (1,1) ERA: 3.46	7.0		27	8	3	3	7	0	0	0	0	1	0	70	111	3.86	1.143			
50 Jamey Wright, R (8,1) ERA: 2.7	1.0	W	7	4	3	3	0	0	0	0	0	0	0	11	20	27.00	4.000			
43 Brandon League, R (9,1) ERA: 4.68	1.0	S	3	0	0	0	0	0	0	0	0	0	0	7	8	0.00	0.000			

Tampa Bay Rays @ Seattle Mariners  
Safeco Field, Seattle, WA  
Sun Jun 05 2011, 1:12 PM - 4:06 PM PDT  
Att: 28,955 - Partly Cloudy - 66 F

AB 37  
R 6  
H 12  
RBI 6  
BB 0  
SO 7  
LOB 10



Batter	1	2	3	4	5	6	7	8	9	AB	R	H	RBI	BB	SO	LOB	BOTTOM			
51 Ichiro Suzuki, L (1,9) OBP: 0.318, SLG: 0.309										5	1	2	2	0	1	1				
26 Brendan Ryan, R (1,6) OBP: 0.324, SLG: 0.315										4	0	0	1	0	0	3				
17 Justin Smoak, S (1,3) OBP: 0.357, SLG: 0.479										3	0	1	0	1	0	0				
2 Jack Wilson, R (6,PR) OBP: 0.288, SLG: 0.288										0	1	0	0	0	0	0				
29 Jack Cust, L (1,10) OBP: 0.367, SLG: 0.341										4	1	1	0	0	1	1				
4 Adam Kennedy, L (1,4) OBP: 0.331, SLG: 0.462										3	2	1	1	1	0	0				
30 Miguel Olivo, R (1,2) OBP: 0.308, SLG: 0.406										4	1	1	3	0	2	1				
8 Carlos Peguero, L (1,7) OBP: 0.263, SLG: 0.437										2	2	1	0	0	0	0				
21 Franklin Gutierrez, R (8,8) OBP: 0.218, SLG: 0.250										1	0	0	0	0	0	1				
9 Chone Figgins, S (1,5) OBP: 0.225, SLG: 0.248										4	0	1	0	0	0	3				
56 Greg Halman, R (1,8) OBP: 0.750, SLG: 1.250										4	1	3	2	0	0	0				
<b>Inning Stats</b>	R: 0 E: 0 K: 1 S: 11	H: 0 LOB: 0 BB: 0 P: 15	R: 0 E: 0 K: 1 S: 6	H: 0 LOB: 0 BB: 0 P: 12	R: 3 E: 0 K: 0 S: 16	H: 3 LOB: 1 BB: 0 P: 24	R: 0 E: 0 K: 1 S: 7	H: 0 LOB: 0 BB: 0 P: 10	R: 0 E: 0 K: 0 S: 3	H: 0 LOB: 0 BB: 0 P: 5	R: 0 E: 0 K: 1 S: 6	H: 0 LOB: 0 BB: 0 P: 10	R: 2 E: 0 K: 0 S: 20	H: 2 LOB: 1 BB: 1 P: 32	R: 4 E: 0 K: 0 S: 23	H: 6 LOB: 3 BB: 1 P: 40	1B: 8 2B: 0 3B: 2 HR: 1	SF: 0 SAC: 1 DP: 0 HBP: 1	WP: 0 PB: 0 SB: 0 CS: 0	PA: 38
<b>PITCHER</b>	IP	WLS	BF	H	R	ER	SO	BB	IBB	HBP	BLK	WP	HR	S	P	ERA	WHIP			
40 Wade Davis, R (1,1) ERA: 4.71	7.0		28	5	5	5	4	1	0	1	0	0	0	69	108	6.43	0.857			
39 J.P. Howell, L (8,1) ERA: 18.9	0.1	L	4	2	3	3	0	1	0	0	0	0	0	11	19	81.00	9.000			
62 Joel Peralta, R (8,1) ERA: 3.77	0.1		2	1	1	1	0	0	0	0	0	0	1	6	10	27.00	3.000			
36 Adam Russell, R (8,1) ERA: 2.57	0.1		4	3	0	0	0	0	0	0	0	0	0	6	11	0.00	9.000			

Tampa Bay Rays @ Seattle Mariners  
Safeco Field, Seattle, WA  
Sun Jun 05 2011, 1:12 PM - 4:06 PM PDT  
Att: 28,955 - Partly Cloudy - 66 F

AB 34  
R 9  
H 11  
RBI 9  
BB 2  
SO 4  
LOB 10

















Batter	1	2	3	4	5	6	7	8	9	AB	R	H	RBI	BB	SO	LOB	TOP				
22 Johnny Damon, L (1, 10) OBP: 0.321, SLG: 0.424				G3-1		G1-4-6-3			L9	3	0	0	0	1	0	2					
18 Ben Zobrist, S (1, 4) OBP: 0.337, SLG: 0.472	G4-3			G6-4-3					BB	1	0	0	0	3	0	1					
3 Evan Longoria, R (1, 5) OBP: 0.350, SLG: 0.420	K			G6-4-3					E5	4	0	0	0	0	1	3					
11 Casey Kotchman, L (1, 3) OBP: 0.385, SLG: 0.437		G6-3				G5-3			L5	4	0	0	0	0	0	3					
2 B.J. Upton, R (1, 8) OBP: 0.318, SLG: 0.388		P6				G6-3			BB	3	0	0	0	1	0	1					
28 John Jaso, L (1, 2) OBP: 0.295, SLG: 0.354 1 Sean Rodriguez, R (8, PH) OBP: 0.296, SLG: 0.389		F7				P4			K	3	0	0	0	0	0	0					
5 Sam Fuld, L (1, 7) OBP: 0.279, SLG: 0.345				K					K	3	0	1	0	0	2	0					
16 Justin Ruggiano, R (1, 9) OBP: 0.367, SLG: 0.556				K					BB	3	0	2	0	0	1	0					
15 Reid Brignac, L (1, 6) OBP: 0.211, SLG: 0.211				K					G4-3	3	0	0	0	0	1	3					
<b>Inning Stats</b>	R: 0 E: 0 K: 1 S: 8	H: 0 LOB: 0 BB: 1 P: 15	R: 0 E: 0 K: 0 S: 8	H: 0 LOB: 0 BB: 0 P: 9	R: 0 E: 0 K: 3 S: 10	H: 0 LOB: 0 BB: 0 P: 13	R: 0 E: 0 K: 0 S: 5	H: 0 LOB: 0 BB: 0 P: 12	R: 0 E: 0 K: 0 S: 6	H: 2 LOB: 1 BB: 1 P: 11	R: 0 E: 0 K: 0 S: 11	H: 0 LOB: 1 BB: 1 P: 18	R: 0 E: 0 K: 1 S: 10	H: 1 LOB: 1 BB: 0 P: 11	R: 0 E: 1 K: 1 S: 16	H: 0 LOB: 3 BB: 2 P: 30	1B: 2 2B: 1 3B: 0 HR: 0	SF: 0 SAC: 0 DP: 2 HBP: 0	WP: 0 PB: 0 SB: 0 CS: 1	PA: 33	
<b>PITCHER</b>	IP	WLS	BF	H	R	ER	SO	BB	IBB	HBP	BLK	WP	HR	S	P	ERA	WHIP				
34 Jake Arrieta, R (1, 1) ERA: 4.48	7.0	W	23	2	0	0	4	3	0	0	0	0	0	56	98	0.00	0.714				
19 Koji Uehara, R (8, 1) ERA: 2.28	1.0		4	1	0	0	1	0	0	0	0	0	0	10	11	0.00	1.000				
51 Michael Gonzalez, L (9, 1) ERA: 6.96	1.0		6	0	0	0	1	2	0	0	0	0	0	16	30	0.00	2.000				

Tampa Bay Rays @ Baltimore Orioles  
 Oriole Park at Camden Yards, Baltimore, MD  
 Fri Jun 10 2011, 8:14 PM - 11:00 PM EDT  
 Att: 17,900 - Cloudy - 81 F

AB	28
R	0
H	3
RBI	0
BB	5
SO	6
LOB	16



Batter	1	2	3	4	5	6	7	8	9	AB	R	H	RBI	BB	SO	LOB	BOTTOM				
2 J.J. Hardy, R (1, 6) OBP: 0.370, SLG: 0.492	HR	21 HR		BB		BB			21 2B	2	3	2	1	2	0	0					
21 Nick Markakis, L (1, 9) OBP: 0.300, SLG: 0.322	F8	1-H 2-H 3-H	HR			P5			FC6	5	1	2	6	0	0	4					
10 Adam Jones, R (1, 8) OBP: 0.340, SLG: 0.458	1B	G3				F7			G5-3	5	0	2	0	0	0	1					
27 Vladimir Guerrero, R (1, 10) OBP: 0.316, SLG: 0.394	K			G1-3					G4-3	4	0	1	0	0	1	2					
32 Matt Wieters, S (1, 2) OBP: 0.324, SLG: 0.392	G6-3			F9		F8			G3	4	0	0	0	0	0	3					
30 Luke Scott, L (1, 3) OBP: 0.315, SLG: 0.424		12 2B 21 HR		G4-3		G3			G3	3	1	0	0	1	0	2					
12 Mark Reynolds, R (1, 5) OBP: 0.314, SLG: 0.415		21 HR		F8		K			K	4	1	1	0	0	2	0					
18 Felix Pie, L (1, 7) OBP: 0.253, SLG: 0.319		L4		G6-3		G6-3			P5	4	0	1	0	0	0	2					
11 Robert Andino, R (1, 4) OBP: 0.354, SLG: 0.331		B1-3				G6-3			2B 21 2B	4	1	2	0	0	0	3					
<b>Inning Stats</b>	R: 1 E: 0 K: 1 S: 13	H: 2 LOB: 1 BB: 0 P: 18	R: 4 E: 0 K: 0 S: 12	H: 2 LOB: 0 BB: 2 P: 24	R: 0 E: 0 K: 0 S: 6	H: 0 LOB: 0 BB: 0 P: 10	R: 0 E: 0 K: 0 S: 13	H: 1 LOB: 2 BB: 1 P: 21	R: 0 E: 0 K: 0 S: 7	H: 1 LOB: 1 BB: 0 P: 12	R: 0 E: 0 K: 1 S: 14	H: 1 LOB: 2 BB: 0 P: 22	R: 0 E: 0 K: 0 S: 9	H: 1 LOB: 1 BB: 0 P: 12	R: 2 E: 0 K: 1 S: 11	H: 3 LOB: 1 BB: 0 P: 18	1B: 5 2B: 4 3B: 0 HR: 2	SF: 0 SAC: 0 DP: 0 HBP: 1	WP: 1 PB: 0 SB: 0 CS: 0	PA: 39	
<b>PITCHER</b>	IP	WLS	BF	H	R	ER	SO	BB	IBB	HBP	BLK	WP	HR	S	P	ERA	WHIP				
58 Jeremy Hellickson, R (1, 1) ERA: 3.03	5.2	L	27	7	5	5	2	3	0	0	0	0	2	58	95	7.94	1.765				
36 Adam Russell, R (6, 1) ERA: 2.42	1.1		6	1	0	0	0	0	0	1	0	0	0	16	24	0.00	0.750				
21 Andy Sonnanstine, R (8, 1) ERA: 6.06	1.0		6	3	2	2	1	0	0	0	0	0	0	11	18	18.00	3.000				

Tampa Bay Rays @ Baltimore Orioles  
 Oriole Park at Camden Yards, Baltimore, MD  
 Fri Jun 10 2011, 8:14 PM - 11:00 PM EDT  
 Att: 17,900 - Cloudy - 81 F

AB	35
R	7
H	11
RBI	7
BB	3
SO	3
LOB	17





Batter	1	2	3	4	5	6	7	8	9	10	11	AB	R	H	RBI	BB	SO	LOB	TOP																	
22 Johnny Damon, L OBP: 0.322, SLG: 0.426												6	2	2	0	0	0	3																		
18 Ben Zobrist, S OBP: 0.344, SLG: 0.498												6	4	4	1	0	0	1																		
20 Matt Joyce, L OBP: 0.391, SLG: 0.575												5	0	0	0	1	1	4																		
3 Evan Longoria, R OBP: 0.363, SLG: 0.435												5	1	3	3	1	0	3																		
11 Casey Kotchman, L OBP: 0.395, SLG: 0.453												6	0	4	2	0	0	2																		
2 B.J. Upton, R OBP: 0.310, SLG: 0.377												6	0	0	0	0	1	6																		
28 John Jaso, L OBP: 0.303, SLG: 0.351												4	0	1	0	2	0	3																		
16 Justin Ruggiano, R OBP: 0.333, SLG: 0.516												4	0	1	0	0	0	1																		
15 Reid Brignac, L OBP: 0.293, SLG: 0.203												5	0	0	0	0	1	4																		
<b>Inning Stats</b>	R: 1 E: 0 K: 1 S: 12	H: 2 LOB: 1 BB: 0 P: 17	R: 0 E: 0 K: 0 S: 14	H: 1 LOB: 2 BB: 1 P: 23	R: 0 E: 0 K: 0 S: 7	H: 0 LOB: 1 BB: 1 P: 13	R: 0 E: 0 K: 1 S: 7	H: 1 LOB: 0 BB: 0 P: 8	R: 2 E: 0 K: 0 S: 17	H: 4 LOB: 2 BB: 0 P: 25	R: 0 E: 0 K: 0 S: 6	H: 0 LOB: 0 BB: 0 P: 8	R: 1 E: 1 K: 0 S: 11	H: 2 LOB: 1 BB: 0 P: 13	R: 0 E: 0 K: 0 S: 5	H: 0 LOB: 0 BB: 0 P: 9	R: 1 E: 0 K: 1 S: 16	H: 2 LOB: 2 BB: 1 P: 27	R: 0 E: 0 K: 0 S: 8	H: 0 LOB: 1 BB: 1 P: 13	R: 2 E: 0 K: 0 S: 13	H: 3 LOB: 1 BB: 0 P: 18	1B: 8 2B: 6 3B: 1 HR: 0	SF: 0 SAC: 1 DP: 0 HBP: 0	WP: 0 PB: 0 SB: 0 CS: 0	PA: 52										
<b>PITCHER</b>	46 Jeremy Guthrie, R ERA: 3.77	IP: 6.0 WLS: 3	WLS: 8 BF: 28	H: 8 R: 3 ER: 3 SO: 2	BB: 2 IBB: 0 HBP: 0 BLK: 0	WP: 0 HR: 0 S: 63 P: 94	ERA: 4.50 WHIP: 1.667	<b>PITCHER</b>	43 Jim Johnson, R ERA: 2.68	IP: 7.0 WLS: 2	WLS: 8 BF: 28	H: 8 R: 3 ER: 3 SO: 2	BB: 2 IBB: 0 HBP: 0 BLK: 0	WP: 0 HR: 0 S: 63 P: 94	ERA: 4.50 WHIP: 1.667	63 Kevin Gregg, R ERA: 3.2	IP: 9.0 WLS: 1	WLS: 6 BF: 24	H: 2 R: 1 ER: 1 SO: 1	BB: 1 IBB: 0 HBP: 0 BLK: 0	WP: 0 HR: 0 S: 16 P: 27	ERA: 9.00 WHIP: 3.000	19 Koji Uehara, R ERA: 2.2	IP: 10.0 WLS: 1	WLS: 4 BF: 20	H: 0 R: 0 ER: 0 SO: 1	BB: 0 IBB: 0 HBP: 0 BLK: 0	WP: 0 HR: 0 S: 8 P: 13	ERA: 1.000 WHIP: 1.000	37 Jeremy Accardo, R ERA: 4.16	IP: 11.0 WLS: 1	WLS: 6 BF: 24	H: 3 R: 2 ER: 2 SO: 0	BB: 0 IBB: 0 HBP: 0 BLK: 0	WP: 0 HR: 0 S: 13 P: 18	ERA: 18.000 WHIP: 3.000

Tampa Bay Rays @ Baltimore Orioles  
 Oriole Park at Camden Yards, Baltimore, MD  
 Sat Jun 11 2011, 7:06 PM - 10:53 PM EDT  
 Att: 25,541 - Party Cloudy - 84 F

AB	47
R	7
H	15
RBI	6
BB	4
SO	3
LOB	27



Batter	1	2	3	4	5	6	7	8	9	10	11	AB	R	H	RBI	BB	SO	LOB	BOTTOM																	
2 J.J. Hardy, R OBP: 0.362, SLG: 0.476												6	0	1	0	0	2	4																		
21 Nick Markakis, L OBP: 0.301, SLG: 0.323												6	0	2	0	0	0	1																		
10 Adam Jones, R OBP: 0.337, SLG: 0.457												5	0	1	1	0	1	1																		
27 Vladimir Guerrero, R OBP: 0.310, SLG: 0.386												5	0	0	0	0	2	3																		
32 Matt Wieters, S ERA: 3.51												4	1	3	0	0	0	0																		
18 Felix Pie, L OBP: 0.250, SLG: 0.315												1	1	0	0	0	1	0																		
14 Nolan Reimold, R OBP: 0.396, SLG: 0.526												2	0	0	0	1	1	1																		
30 Luke Scott, L OBP: 0.319, SLG: 0.428												5	2	2	3	0	2	4																		
15 Craig Tatum, R OBP: 0.500, SLG: 0.333												4	0	0	0	1	0	2																		
12 Mark Reynolds, R OBP: 0.315, SLG: 0.444												4	0	0	0	1	0	2																		
11 Robert Andino, R OBP: 0.349, SLG: 0.322												4	1	1	1	1	1	2																		
29 Brandon Snyder, R OBP: 0.412, SLG: 0.308												4	1	1	1	1	1	2																		
<b>Inning Stats</b>	R: 0 E: 0 K: 1 S: 8	H: 1 LOB: 1 BB: 0 P: 14	R: 0 E: 0 K: 1 S: 12	H: 1 LOB: 2 BB: 1 P: 17	R: 0 E: 0 K: 0 S: 10	H: 0 LOB: 0 BB: 1 P: 14	R: 0 E: 0 K: 1 S: 13	H: 0 LOB: 0 BB: 0 P: 19	R: 2 E: 0 K: 2 S: 21	H: 4 LOB: 2 BB: 0 P: 28	R: 2 E: 0 K: 1 S: 15	H: 2 LOB: 0 BB: 0 P: 25	R: 0 E: 0 K: 1 S: 8	H: 0 LOB: 0 BB: 0 P: 12	R: 1 E: 0 K: 1 S: 20	H: 2 LOB: 3 BB: 2 P: 33	R: 0 E: 0 K: 0 S: 7	H: 0 LOB: 0 BB: 1 P: 10	R: 0 E: 0 K: 2 S: 11	H: 0 LOB: 0 BB: 0 P: 15	R: 0 E: 0 K: 1 S: 9	H: 1 LOB: 1 BB: 0 P: 14	1B: 7 2B: 2 3B: 0 HR: 2	SF: 0 SAC: 0 DP: 0 HBP: 0	WP: 0 PB: 0 SB: 1 CS: 0	PA: 47										
<b>PITCHER</b>	14 David Price, L ERA: 3.51	IP: 6.0 WLS: 3	WLS: 8 BF: 27	H: 8 R: 4 ER: 4 SO: 6	BB: 1 IBB: 0 HBP: 0 BLK: 0	WP: 0 HR: 2 S: 79 P: 117	ERA: 6.00 WHIP: 1.500	<b>PITCHER</b>	39 J.P. Howell, L ERA: 12.6	IP: 7.0 WLS: 1	WLS: 3 BF: 27	H: 8 R: 4 ER: 4 SO: 6	BB: 1 IBB: 0 HBP: 0 BLK: 0	WP: 0 HR: 2 S: 79 P: 117	ERA: 6.00 WHIP: 1.500	62 Joel Peralta, R ERA: 3.69	IP: 8.0 WLS: 1	WLS: 7 BF: 24	H: 2 R: 1 ER: 1 SO: 1	BB: 2 IBB: 0 HBP: 0 BLK: 0	WP: 0 HR: 0 S: 20 P: 33	ERA: 9.00 WHIP: 4.000	27 Cesar Ramos, L ERA: 3.16	IP: 9.0 WLS: 1	WLS: 4 BF: 20	H: 0 R: 0 ER: 0 SO: 1	BB: 0 IBB: 0 HBP: 0 BLK: 0	WP: 0 HR: 0 S: 12 P: 17	ERA: 0.00 WHIP: 0.000	37 Juan Cruz, R ERA: 3.52	IP: 10.0 WLS: 0	WLS: 2 BF: 20	H: 0 R: 0 ER: 0 SO: 1	BB: 0 IBB: 0 HBP: 0 BLK: 0	WP: 0 HR: 0 S: 6 P: 8	ERA: 0.00 WHIP: 0.000

Tampa Bay Rays @ Baltimore Orioles  
 Oriole Park at Camden Yards, Baltimore, MD  
 Sat Jun 11 2011, 7:06 PM - 10:53 PM EDT  
 Att: 25,541 - Party Cloudy - 84 F

AB	44
R	5
H	11
RBI	5
BB	3
SO	11
LOB	18









Batter	1	2	3	4	5	6	7	8	9	10	AB	R	H	RBI	BB	SO	LOB	TOP		
22 Johnny Damon, L OBP: 0.327, SLG: 0.437	F7		G4-3			K		16 SF9 18 1B		1-1 1-2	5	0	2	0	0	1	1	<b>Tampa Bay Rays @ Detroit Tigers</b> Comerica Park, Detroit, MI Mon Jun 13 2011, 7:05 PM - 10:44 PM EDT Att: 30,938 - Clear - 69 F		
18 Ben Zobrist, S OBP: 0.346, SLG: 0.492	F8		G5-3			P6		3 FC6-4		2-2 2-2	5	0	1	0	0	0	3			
16 Justin Ruggiano, R OBP: 0.395, SLG: 0.564	G1-3					2B		SF9		2-1 2-3	3	0	2	1	0	0	0			
3 Evan Longoria, R OBP: 0.355, SLG: 0.443			F9			F9		FC6-4		2-2 1-2	4	0	0	0	0	1	4			
2 B.J. Upton, R OBP: 0.307, SLG: 0.377			G4-3			F8		E5		1-3 1-3	4	0	1	0	0	1	1			
1 Sean Rodriguez, R OBP: 0.292, SLG: 0.391			G4-3			F8		IBB		1-3 1-3	2	0	0	0	0	0	1			
20 Matt Joyce, L OBP: 0.392, SLG: 0.572						F8				1-3 1-3	1	0	0	0	1	1	0			
11 Casey Kotchman, L OBP: 0.279, SLG: 0.345			F8			G3		F9-2		3-2 3-2	3	0	0	0	1	0	4			
5 Sam Fuld, L OBP: 0.201, SLG: 0.201										3-2 3-2	0	0	0	0	0	0	0			
15 Reid Brignac, L OBP: 0.201, SLG: 0.201										3-2 3-2	0	0	0	0	0	0	0			
9 Elliot Johnson, S OBP: 0.288, SLG: 0.370			E4			F8		K		1-3 1-3	4	0	0	0	0	1	0			
10 Kelly Shoppach, R OBP: 0.264, SLG: 0.255										1-2 1-2	2	0	1	0	0	1	1			
28 John Jaso, L OBP: 0.313, SLG: 0.356								18 1B 22 1B SF9		4-2 4-2	1	1	1	0	1	0	0			
<b>Inning Stats</b>	R: 0 E: 0 K: 0 S: 4	H: 0 LOB: 0 BB: 0 P: 6	R: 0 E: 0 K: 0 S: 7	H: 1 LOB: 1 BB: 12	R: 0 E: 1 K: 1 S: 10	H: 0 LOB: 0 BB: 0 P: 16	R: 0 E: 0 K: 0 S: 10	H: 1 LOB: 0 BB: 0 P: 18	R: 0 E: 0 K: 0 S: 10	H: 1 LOB: 2 BB: 1 P: 21	R: 1 E: 0 K: 1 S: 17	H: 3 LOB: 2 BB: 0 P: 25	R: 0 E: 0 K: 2 S: 11	H: 0 LOB: 1 BB: 1 P: 19	R: 0 E: 0 K: 0 S: 10	H: 1 LOB: 1 BB: 1 P: 18	1B: 6 2B: 4 3B: 0 HR: 0	SF: 1 SAC: 0 DP: 2 HBP: 0	WP: 0 PB: 0 SB: 0 CS: 3	PA: 39
<b>PITCHER</b>	IP WLS BF H R ER SO	IP WLS BF H R ER SO	IP WLS BF H R ER SO	IP WLS BF H R ER SO	IP WLS BF H R ER SO	IP WLS BF H R ER SO	IP WLS BF H R ER SO	IP WLS BF H R ER SO	IP WLS BF H R ER SO	IP WLS BF H R ER SO	IP WLS BF H R ER SO	IP WLS BF H R ER SO	IP WLS BF H R ER SO	IP WLS BF H R ER SO	IP WLS BF H R ER SO	IP WLS BF H R ER SO	ERA WHIP	ERA WHIP		
40 Phil Coke, L ERA: 3.69	6.1	2.2	2.2	2.2	2.2	2.2	2.2	2.2	2.2	2.2	2.2	2.2	2.2	2.2	2.2	2.2	2.2	0.00	0.632	
62 Al Albuquerque, R ERA: 2.61	0.0	0.0	0.0	0.0	0.0	0.0	0.0	0.0	0.0	0.0	0.0	0.0	0.0	0.0	0.0	0.0	0.0	∞	∞	
49 Charlie Furbush, L ERA: 1.65	0.2	0.2	0.2	0.2	0.2	0.2	0.2	0.2	0.2	0.2	0.2	0.2	0.2	0.2	0.2	0.2	0.2	0.00	0.000	
53 Joaquin Benoit, R ERA: 5.4	1.0	1.0	1.0	1.0	1.0	1.0	1.0	1.0	1.0	1.0	1.0	1.0	1.0	1.0	1.0	1.0	1.0	9.00	3.000	
46 Jose Valverde, R ERA: 2.79	1.0	1.0	1.0	1.0	1.0	1.0	1.0	1.0	1.0	1.0	1.0	1.0	1.0	1.0	1.0	1.0	1.0	0.00	1.000	

Batter	1	2	3	4	5	6	7	8	9	10	AB	R	H	RBI	BB	SO	LOB	BOTTOM		
14 Austin Jackson, R OBP: 0.314, SLG: 0.377	F8-2					K					5	0	2	0	0	3	2	<b>Tampa Bay Rays @ Detroit Tigers</b> Comerica Park, Detroit, MI Mon Jun 13 2011, 7:05 PM - 10:44 PM EDT Att: 30,938 - Clear - 69 F		
32 Don Kelly, L OBP: 0.301, SLG: 0.333						F7					3	0	1	0	0	0	0			
29 Danny Worth, R OBP: 0.450, SLG: 0.500			P5			F9					2	0	0	0	0	1	2			
26 Brennan Boesch, L OBP: 0.340, SLG: 0.458			G4-3								4	1	1	0	0	1	2			
57 Casper Welts, R OBP: 0.295, SLG: 0.403						41 1B					1	0	0	0	0	1	0			
24 Miguel Cabrera, R OBP: 0.441, SLG: 0.563						41 1B					3	0	1	0	2	1	0			
41 Victor Martinez, S OBP: 0.369, SLG: 0.500											5	1	2	1	0	0	4			
30 Magglio Ordonez, R OBP: 0.229, SLG: 0.228											2	0	0	0	0	0	2			
39 Ramon Santiago, S OBP: 0.289, SLG: 0.344											2	0	1	1	0	1	0			
27 Jhonny Peralta, R OBP: 0.359, SLG: 0.500											4	0	0	0	0	2	1			
13 Alex Avila, L OBP: 0.362, SLG: 0.554											4	0	2	0	0	1	1			
25 Ryan Raburn, R OBP: 0.235, SLG: 0.323											4	0	1	0	0	1	2			
<b>Inning Stats</b>	R: 0 E: 0 K: 1 S: 13	H: 2 LOB: 2 BB: 1 P: 21	R: 0 E: 0 K: 1 S: 12	H: 2 LOB: 2 BB: 0 P: 18	R: 0 E: 0 K: 0 S: 9	H: 1 LOB: 1 BB: 0 P: 14	R: 0 E: 0 K: 2 S: 9	H: 0 LOB: 1 BB: 0 P: 15	R: 0 E: 1 K: 1 S: 10	H: 2 LOB: 2 BB: 0 P: 23	R: 0 E: 0 K: 0 S: 7	H: 0 LOB: 0 BB: 0 P: 13	R: 0 E: 0 K: 3 S: 9	H: 0 LOB: 0 BB: 0 P: 13	R: 1 E: 0 K: 1 S: 9	H: 2 LOB: 1 BB: 0 P: 12	1B: 7 2B: 4 3B: 1 HR: 0	SF: 0 SAC: 0 DP: 1 HBP: 1	WP: 0 PB: 0 SB: 0 CS: 0	PA: 42
<b>PITCHER</b>	IP WLS BF H R ER SO	IP WLS BF H R ER SO	IP WLS BF H R ER SO	IP WLS BF H R ER SO	IP WLS BF H R ER SO	IP WLS BF H R ER SO	IP WLS BF H R ER SO	IP WLS BF H R ER SO	IP WLS BF H R ER SO	IP WLS BF H R ER SO	IP WLS BF H R ER SO	IP WLS BF H R ER SO	IP WLS BF H R ER SO	IP WLS BF H R ER SO	IP WLS BF H R ER SO	IP WLS BF H R ER SO	ERA WHIP	ERA WHIP		
53 Alex Cobb, R ERA: 3.57	5.2	2.2	2.2	2.2	2.2	2.2	2.2	2.2	2.2	2.2	2.2	2.2	2.2	2.2	2.2	2.2	2.2	1.59	1.765	
27 Cesar Ramos, L ERA: 3.43	0.2	0.2	0.2	0.2	0.2	0.2	0.2	0.2	0.2	0.2	0.2	0.2	0.2	0.2	0.2	0.2	0.2	0.00	0.000	
36 Adam Russell, R ERA: 2.25	0.2	0.2	0.2	0.2	0.2	0.2	0.2	0.2	0.2	0.2	0.2	0.2	0.2	0.2	0.2	0.2	0.2	0.00	0.000	
62 Joel Peralta, R ERA: 3.58	1.0	1.0	1.0	1.0	1.0	1.0	1.0	1.0	1.0	1.0	1.0	1.0	1.0	1.0	1.0	1.0	1.0	0.00	1.000	
37 Juan Cruz, R ERA: 3.29	1.0	1.0	1.0	1.0	1.0	1.0	1.0	1.0	1.0	1.0	1.0	1.0	1.0	1.0	1.0	1.0	1.0	0.00	0.000	



Batter	1	2	3	4	5	6	7	8	9	AB	R	H	RBI	BB	SO	LOB	TOP					
2 Jacoby Ellsbury, L (1.8) OBP: 0.378, SLG: 0.476										3	0	1	0	1	0	2	<b>Boston Red Sox @ Tampa Bay Rays</b> Tropicana Field, St. Petersburg, FL Tue Jun 14 2011, 7:12 PM - 9:36 PM EDT Att: 20,972 - Dome - 72 F					
15 Dustin Pedroia, R (1.4) OBP: 0.373, SLG: 0.363										4	0	0	0	0	1	3						
28 Adrián González, L (1.3) OBP: 0.397, SLG: 0.587										4	0	3	0	0	0	0						
20 Kevin Youkilis, R (1.5) OBP: 0.385, SLG: 0.477										4	0	0	0	0	1	5						
34 David Ortiz, L (1.10) OBP: 0.393, SLG: 0.617											3	0	0	0	1	0						
13 Carl Crawford, L (1.7) OBP: 0.276, SLG: 0.388											3	0	0	0	0	1		3				
39 Jarrod Saltalamacchia, R (1.2) OBP: 0.307, SLG: 0.428										3	0	0	0	0	2	0						
7 J.D. Drew, L (1.9) OBP: 0.330, SLG: 0.337										3	0	1	0	0	0	0						
10 Marco Scutaro, R (1.6) OBP: 0.346, SLG: 0.362										2	0	0	0	1	0	1						
<b>Inning Stats</b>	R: 0 E: 0 K: 1 S: 11	H: 1 LOB: 3 BB: 2 P: 23	R: 0 E: 0 K: 1 S: 7	H: 0 LOB: 0 BB: 0 P: 7	R: 0 E: 0 K: 0 S: 10	H: 2 LOB: 1 BB: 0 P: 15	R: 0 E: 0 K: 0 S: 8	H: 0 LOB: 0 BB: 0 P: 12	R: 0 E: 0 K: 0 S: 4	H: 1 LOB: 0 BB: 0 P: 6	R: 0 E: 0 K: 0 S: 5	H: 1 LOB: 0 BB: 0 P: 6	R: 0 E: 0 K: 2 S: 14	H: 0 LOB: 0 BB: 0 P: 16	R: 0 E: 0 K: 1 S: 7	H: 0 LOB: 1 BB: 1 P: 16		R: 0 E: 0 K: 0 S: 6	H: 0 LOB: 0 BB: 0 P: 9	1B: 5 2B: 0 3B: 0 HR: 0	SF: 0 SAC: 0 DP: 3 HBP: 0	WP: 0 PB: 0 SB: 0 CS: 0
<b>PITCHER</b> 33 James Shields, R (1.1) ERA: 2.6	IP: 9.0 WLS: W BF: 32 H: 5 R: 0 ER: 0 SO: 5 BB: 3 IBB: 0 HBP: 0 BLK: 0 WP: 0 HR: 0 S: 72 P: 110 ERA: 0.00 WHIP: 0.889																					

Batter	1	2	3	4	5	6	7	8	9	AB	R	H	RBI	BB	SO	LOB	BOTTOM			
22 Johnny Damon, L (1.10) OBP: 0.326, SLG: 0.438										4	0	1	0	0	0	2	<b>Boston Red Sox @ Tampa Bay Rays</b> Tropicana Field, St. Petersburg, FL Tue Jun 14 2011, 7:12 PM - 9:36 PM EDT Att: 20,972 - Dome - 72 F			
18 Ben Zobrist, S (1.4) OBP: 0.342, SLG: 0.484										4	0	0	0	0	1	4				
20 Matt Joyce, L (1.9) OBP: 0.390, SLG: 0.571										4	1	1	0	0	0	0				
3 Evan Longoria, R (1.5) OBP: 0.365, SLG: 0.439										1	2	0	0	2	0	0				
11 Casey Kotchman, L (1.3) OBP: 0.400, SLG: 0.449										3	0	2	1	1	0	1				
2 B.J. Upton, R (1.8) OBP: 0.302, SLG: 0.370										4	0	0	0	0	0	6				
28 John Jaso, L (1.2) OBP: 0.311, SLG: 0.353											4	0	1	1	0	0		1		
16 Justin Ruggiano, R (1.7) OBP: 0.404, SLG: 0.628											4	1	2	1	0	1		2		
15 Reid Brignac, L (1.6) OBP: 0.211, SLG: 0.200											1	0	0	0	2	0		1		
<b>Inning Stats</b>	R: 0 E: 0 K: 0 S: 11	H: 0 LOB: 0 BB: 0 P: 14	R: 0 E: 0 K: 0 S: 5	H: 1 LOB: 0 BB: 0 P: 7	R: 0 E: 0 K: 0 S: 12	H: 2 LOB: 2 BB: 0 P: 19	R: 0 E: 0 K: 0 S: 7	H: 0 LOB: 1 BB: 1 P: 16	R: 1 E: 0 K: 0 S: 13	H: 1 LOB: 1 BB: 1 P: 20	R: 1 E: 0 K: 0 S: 8	H: 0 LOB: 1 BB: 2 P: 19	R: 0 E: 0 K: 2 S: 16	H: 0 LOB: 1 BB: 1 P: 24	R: 2 E: 0 K: 0 S: 12	H: 3 LOB: 1 BB: 0 P: 21		1B: 4 2B: 3 3B: 0 HR: 1	SF: 0 SAC: 0 DP: 2 HBP: 1	WP: 1 PB: 2 SB: 0 CS: 0
<b>PITCHER</b> 49 Tim Wakefield, R (1.1) ERA: 4.39 68 Tommy Hottoy, V (8.1) ERA: 7.71 91 Alfredo Aceves, R (8.1) ERA: 3.21	IP: 7.0 WLS: L BF: 29 H: 4 R: 2 ER: 1 SO: 2 BB: 5 IBB: 0 HBP: 0 BLK: 0 WP: 1 HR: 1 S: 72 P: 119 ERA: 1.29 WHIP: 1.286																			

AB	29
R	0
H	5
RBI	0
BB	3
SO	5
LOB	14





Batter	1	2	3	4	5	6	7	8	9	AB	R	H	RBI	BB	SO	LOB	TOP										
2 Jacoby Ellsbury, L (1,8) OBP: 0.376, SLG: 0.470										3	0	0	0	1	0	1											
15 Dustin Pedroia, R (1,4) OBP: 0.375, SLG: 0.373										4	1	2	0	0	0	1											
28 Adrián González, L (1,3) OBP: 0.395, SLG: 0.580										3	1	0	0	1	0	1											
20 Kevin Youkilis, R (1,5) OBP: 0.383, SLG: 0.486										4	1	1	3	0	1	0											
34 David Ortiz, L (1,10) OBP: 0.388, SLG: 0.609										3	0	0	0	0	0	0											
13 Carl Crawford, L (1,7) OBP: 0.277, SLG: 0.388										3	0	1	0	0	0	0											
12 Jed Lowrie, S (1,6) OBP: 0.321, SLG: 0.405										3	0	0	0	0	0	1											
7 J.D. Drew, L (1,9) OBP: 0.325, SLG: 0.331										3	0	0	0	0	0	0											
33 Jason Varitek, S (1,2) OBP: 0.327, SLG: 0.365										2	0	0	0	1	1	0											
<b>Inning Stats</b>	R: 0 E: 0 K: 0 S: 10	H: 1 LOB: 0 BB: 0 P: 15	R: 0 E: 0 K: 0 S: 8	H: 0 LOB: 0 BB: 0 P: 14	R: 0 E: 0 K: 0 S: 5	H: 0 LOB: 0 BB: 0 P: 8	R: 0 E: 0 K: 0 S: 4	H: 0 LOB: 0 BB: 1 P: 11	R: 0 E: 0 K: 1 S: 6	H: 0 LOB: 0 BB: 0 P: 9	R: 0 E: 0 K: 1 S: 6	H: 0 LOB: 0 BB: 0 P: 8	R: 3 E: 0 K: 0 S: 18	H: 3 LOB: 1 BB: 1 P: 29	R: 0 E: 0 K: 0 S: 8	H: 0 LOB: 0 BB: 1 P: 18	R: 0 E: 0 K: 0 S: 5	H: 0 LOB: 0 BB: 0 P: 5	1B: 2 2B: 0 3B: 1 HR: 1	SF: 0 SAC: 0 DP: 2 HBP: 0	WP: 0 PB: 0 SB: 0 CS: 1	PA: 32					
<b>PITCHER</b>	IP	WLS	BF	H	R	ER	SO	BB	IBB	HBP	BLK	WP	HR	S	P	ERA	WHIP										
58 Jeremy Hellickson, R (1,1) ERA: 3.09	7.0	L	25	4	3	3	2	1	1	0	0	0	1	57	94	3.86	0.714										
27 César Ramos, L (8,1) ERA: 3.32	0.2		3	0	0	0	0	1	0	0	0	0	0	7	15	0.00	1.500										
36 Adam Russell, R (8,1) ERA: 2.13	1.1		3	0	0	0	0	0	0	0	0	0	0	6	8	0.00	0.000										

**Boston Red Sox @ Tampa Bay Rays**  
Tropicana Field, St. Petersburg, FL  
Wed Jun 15 2011, 7:11 PM - 9:31 PM EDT  
Att: 19,388 - Dome - 72 F

AB 28  
R 3  
H 4  
RBI 3  
BB 3  
SO 2  
LOB 4



Batter	1	2	3	4	5	6	7	8	9	AB	R	H	RBI	BB	SO	LOB	BOTTOM										
22 Johnny Damon, L (1,10) OBP: 0.321, SLG: 0.431										4	0	0	0	0	1	1											
18 Ben Zobrist, S (1,4) OBP: 0.338, SLG: 0.478										3	0	0	0	0	0	0											
20 Matt Joyce, L (1,9) OBP: 0.365, SLG: 0.563										3	0	0	0	0	1	0											
3 Evan Longoria, R (1,5) OBP: 0.358, SLG: 0.430										3	0	0	0	0	1	0											
11 Casey Kotchman, L (1,3) OBP: 0.393, SLG: 0.441										3	0	0	0	0	0	0											
2 B.J. Upton, R (1,8) OBP: 0.299, SLG: 0.365										3	0	0	0	0	1	0											
28 John Jaso, L (1,2) OBP: 0.305, SLG: 0.345										3	0	0	0	0	0	0											
16 Justin Ruggiano, R (1,7) OBP: 0.380, SLG: 0.587										3	0	0	0	0	2	0											
15 Reid Brignac, L (1,6) OBP: 0.214, SLG: 0.203										3	0	1	0	0	0	0											
<b>Inning Stats</b>	R: 0 E: 0 K: 1 S: 8	H: 0 LOB: 0 BB: 0 P: 10	R: 0 E: 0 K: 0 S: 7	H: 0 LOB: 0 BB: 0 P: 9	R: 0 E: 1 K: 2 S: 12	H: 1 LOB: 1 BB: 0 P: 17	R: 0 E: 0 K: 0 S: 3	H: 0 LOB: 0 BB: 0 P: 5	R: 0 E: 0 K: 0 S: 9	H: 0 LOB: 0 BB: 0 P: 13	R: 0 E: 0 K: 0 S: 6	H: 0 LOB: 0 BB: 0 P: 10	R: 0 E: 0 K: 1 S: 8	H: 0 LOB: 0 BB: 0 P: 12	R: 0 E: 0 K: 0 S: 6	H: 0 LOB: 0 BB: 0 P: 8	R: 0 E: 0 K: 1 S: 9	H: 0 LOB: 0 BB: 0 P: 13	1B: 1 2B: 0 3B: 0 HR: 0	SF: 0 SAC: 0 DP: 0 HBP: 0	WP: 0 PB: 0 SB: 0 CS: 0	PA: 28					
<b>PITCHER</b>	IP	WLS	BF	H	R	ER	SO	BB	IBB	HBP	BLK	WP	HR	S	P	ERA	WHIP										
19 Josh Beckett, R (1,1) ERA: 1.86	9.0	W	28	1	0	0	6	0	0	0	0	0	0	68	97	0.00	0.111										

**Boston Red Sox @ Tampa Bay Rays**  
Tropicana Field, St. Petersburg, FL  
Wed Jun 15 2011, 7:11 PM - 9:31 PM EDT  
Att: 19,388 - Dome - 72 F

AB 28  
R 0  
H 1  
RBI 0  
BB 0  
SO 6  
LOB 1





Batter	1	2	3	4	5	6	7	8	9	AB	R	H	RBI	BB	SO	LOB	TOP							
54 Darnell McDonald, R OBP: 0.214, SLG: 0.289	F7	15 2B		K		P4			F8	5	1	1	1	0	1	1	<b>Boston Red Sox @ Tampa Bay Rays</b> Tropicana Field, St. Petersburg, FL Thu Jun 16 2011, 7:12 PM - 10:24 PM EDT Att: 23,495 - Dome - 72 F							
15 Dustin Pedroia, R OBP: 0.375, SLG: 0.375	28 2B	20 FC6-4		G1-3		G5-3			F9	4	1	1	1	1	0	1								
28 Adrián González, L OBP: 0.402, SLG: 0.596	34 BB	20 FC6-4				K			F9	3	1	2	1	2	1	1								
20 Kevin Youkilis, R OBP: 0.380, SLG: 0.478	34 BB	34 BB		F8		G5-3			F8	4	0	0	0	0	3									
34 David Ortiz, L OBP: 0.390, SLG: 0.604				K		G4-3			G4-3	2	0	0	1	2	1	0								
12 Jed Lowrie, S OBP: 0.316, SLG: 0.403	K					G5-3				1	0	0	0	0	1	3								
10 Marco Scutaro, R OBP: 0.346, SLG: 0.361	K	P3				1B				3	0	1	0	0	0	3								
13 Carl Crawford, L OBP: 0.273, SLG: 0.382	G4-3			G3-1		P2			G4-3	4	0	0	0	0	4									
23 Mike Cameron, R OBP: 0.213, SLG: 0.288				L7		F9			F7	3	0	0	0	0	1	1								
2 Jacoby Ellsbury, L OBP: 0.375, SLG: 0.469				K					F7	1	0	0	0	0	0	0								
39 Jarrod Saltalamacchia, S OBP: 0.312, SLG: 0.433		54 1B		K					K	3	1	1	0	1	2	0								
<b>Inning Stats</b>	R: 1 E: 0 K: 1 S: 19	H: 1 LOB: 3 BB: 2 P: 33	R: 2 E: 0 K: 1 S: 16	H: 3 LOB: 3 BB: 2 P: 30	R: 0 E: 0 K: 1 S: 5	H: 0 LOB: 0 BB: 0 P: 5	R: 0 E: 0 K: 1 S: 10	H: 0 LOB: 1 BB: 1 P: 20	R: 0 E: 0 K: 1 S: 12	H: 0 LOB: 1 BB: 0 P: 18	R: 0 E: 0 K: 1 S: 9	H: 0 LOB: 0 BB: 0 P: 16	R: 0 E: 0 K: 0 S: 6	H: 0 LOB: 0 BB: 0 P: 8	R: 0 E: 0 K: 1 S: 7	H: 0 LOB: 0 BB: 0 P: 11	R: 1 E: 0 K: 0 S: 9	H: 1 LOB: 0 BB: 0 P: 14	1B: 2 2B: 3 3B: 0 HR: 1	SF: 0 SAC: 0 DP: 0 HBP: 1	WP: 0 PB: 0 SB: 0 CS: 0	PA: 40		
<b>PITCHER</b>	IP WLS BF H R ER SO BB IBB HBP BLK WP HR S P ERA WHIP	IP WLS BF H R ER SO BB IBB HBP BLK WP HR S P ERA WHIP	IP WLS BF H R ER SO BB IBB HBP BLK WP HR S P ERA WHIP	IP WLS BF H R ER SO BB IBB HBP BLK WP HR S P ERA WHIP	IP WLS BF H R ER SO BB IBB HBP BLK WP HR S P ERA WHIP	IP WLS BF H R ER SO BB IBB HBP BLK WP HR S P ERA WHIP	IP WLS BF H R ER SO BB IBB HBP BLK WP HR S P ERA WHIP	IP WLS BF H R ER SO BB IBB HBP BLK WP HR S P ERA WHIP	IP WLS BF H R ER SO BB IBB HBP BLK WP HR S P ERA WHIP	IP WLS BF H R ER SO BB IBB HBP BLK WP HR S P ERA WHIP	IP WLS BF H R ER SO BB IBB HBP BLK WP HR S P ERA WHIP	IP WLS BF H R ER SO BB IBB HBP BLK WP HR S P ERA WHIP	IP WLS BF H R ER SO BB IBB HBP BLK WP HR S P ERA WHIP	IP WLS BF H R ER SO BB IBB HBP BLK WP HR S P ERA WHIP	IP WLS BF H R ER SO BB IBB HBP BLK WP HR S P ERA WHIP	IP WLS BF H R ER SO BB IBB HBP BLK WP HR S P ERA WHIP	IP WLS BF H R ER SO BB IBB HBP BLK WP HR S P ERA WHIP							
14 David Price, L ERA: 3.61	5.0	L	26	5	3	3	5	5	0	1	0	0	0	0	0	0	0	0	0	62	106	5.40	2.000	
37 Juan Cruz, R ERA: 3.12	1.1		5	0	0	0	1	0	0	0	0	0	0	0	0	0	0	0	0	11	19	0.00	0.750	
39 J.P. Howell, L ERA: 9.0	1.0		3	0	0	0	0	0	0	0	0	0	0	0	0	0	0	0	0	5	6	0.00	0.000	
62 Joel Peralta, R ERA: 3.51	0.2		2	0	0	0	1	0	0	0	0	0	0	0	0	0	0	0	0	6	10	0.00	0.000	
43 Kyle Farnsworth, R ERA: 1.78	1.0		4	1	1	1	0	0	0	0	0	0	0	0	0	0	0	0	0	1	9	9.00	1.000	
<b>Batter</b>	<b>1</b>	<b>2</b>	<b>3</b>	<b>4</b>	<b>5</b>	<b>6</b>	<b>7</b>	<b>8</b>	<b>9</b>	<b>AB</b>	<b>R</b>	<b>H</b>	<b>RBI</b>	<b>BB</b>	<b>SO</b>	<b>LOB</b>	<b>BOTTOM</b>							
22 Johnny Damon, L OBP: 0.317, SLG: 0.424	G6-3			F9		K			G4-3	4	0	0	0	0	1	2	<b>Boston Red Sox @ Tampa Bay Rays</b> Tropicana Field, St. Petersburg, FL Thu Jun 16 2011, 7:12 PM - 10:24 PM EDT Att: 23,495 - Dome - 72 F							
18 Ben Zobrist, S OBP: 0.373, SLG: 0.473	20 G3-1			G3-1		G4-3			G3	3	0	0	0	1	0	1								
20 Matt Joyce, L OBP: 0.376, SLG: 0.552	G3-1			K		F8			G3-1	4	0	0	0	0	1	1								
3 Evan Longoria, R OBP: 0.349, SLG: 0.417	F8			K		L7			F9	4	0	0	0	0	1	1								
11 Casey Kotchman, L OBP: 0.396, SLG: 0.467	G1-3			G3-1		HR			2B	4	1	2	1	0	0	0								
2 B.J. Upton, R OBP: 0.306, SLG: 0.369	28 S			28 S		1B			1B	3	1	2	0	1	0	0								
28 John Jaso, L ERA: 3.47				K		G4-3			B5	3	0	0	0	0	1	2								
9 Elliot Johnson, S OBP: 0.284, SLG: 0.365				K		G4-3			K	1	0	0	0	0	0	2								
5 Sam Fuld, L OBP: 0.284, SLG: 0.354						P6			K	3	0	2	1	0	0	0								
16 Justin Ruggiano, R OBP: 0.373, SLG: 0.574						1B			K	1	0	0	0	0	1	2								
15 Reid Brignac, L OBP: 0.218, SLG: 0.201						F9			K	1	0	0	0	1	1	1								
1 Sean Rodriguez, R OBP: 0.291, SLG: 0.385									K	2	0	0	0	0	1	3								
<b>Inning Stats</b>	R: 0 E: 0 K: 0 S: 9	H: 0 LOB: 1 BB: 1 P: 15	R: 1 E: 0 K: 2 S: 10	H: 1 LOB: 1 BB: 1 P: 15	R: 0 E: 0 K: 1 S: 12	H: 0 LOB: 0 BB: 0 P: 21	R: 0 E: 0 K: 1 S: 12	H: 1 LOB: 1 BB: 0 P: 18	R: 0 E: 0 K: 1 S: 7	H: 0 LOB: 1 BB: 1 P: 12	R: 1 E: 0 K: 0 S: 10	H: 1 LOB: 0 BB: 0 P: 19	R: 0 E: 0 K: 0 S: 11	H: 1 LOB: 1 BB: 0 P: 14	R: 0 E: 0 K: 0 S: 10	H: 0 LOB: 0 BB: 0 P: 14	R: 0 E: 0 K: 2 S: 10	H: 2 LOB: 2 BB: 0 P: 15	1B: 3 2B: 2 3B: 0 HR: 1	SF: 0 SAC: 0 DP: 0 HBP: 0	WP: 0 PB: 0 SB: 2 CS: 0	PA: 36		
<b>PITCHER</b>	IP WLS BF H R ER SO BB IBB HBP BLK WP HR S P ERA WHIP	IP WLS BF H R ER SO BB IBB HBP BLK WP HR S P ERA WHIP	IP WLS BF H R ER SO BB IBB HBP BLK WP HR S P ERA WHIP	IP WLS BF H R ER SO BB IBB HBP BLK WP HR S P ERA WHIP	IP WLS BF H R ER SO BB IBB HBP BLK WP HR S P ERA WHIP	IP WLS BF H R ER SO BB IBB HBP BLK WP HR S P ERA WHIP	IP WLS BF H R ER SO BB IBB HBP BLK WP HR S P ERA WHIP	IP WLS BF H R ER SO BB IBB HBP BLK WP HR S P ERA WHIP	IP WLS BF H R ER SO BB IBB HBP BLK WP HR S P ERA WHIP	IP WLS BF H R ER SO BB IBB HBP BLK WP HR S P ERA WHIP	IP WLS BF H R ER SO BB IBB HBP BLK WP HR S P ERA WHIP	IP WLS BF H R ER SO BB IBB HBP BLK WP HR S P ERA WHIP	IP WLS BF H R ER SO BB IBB HBP BLK WP HR S P ERA WHIP	IP WLS BF H R ER SO BB IBB HBP BLK WP HR S P ERA WHIP	IP WLS BF H R ER SO BB IBB HBP BLK WP HR S P ERA WHIP	IP WLS BF H R ER SO BB IBB HBP BLK WP HR S P ERA WHIP								
11 Clay Buchholz, R ERA: 3.47	5.0	W	20	2	1	1	5	3	0	0	0	0	0	0	0	0	0	0	0	50	81	1.80	1.000	
91 Alfredo Aceves, R ERA: 3.3	1.2	H	7	2	1	1	0	0	0	0	0	0	0	0	0	0	0	0	0	1	20	32	5.40	1.200
51 Daniel Bard, R ERA: 2.67	1.1	H	4	0	0	0	0	0	0	0	0	0	0	0	0	0	0	0	0	11	15	0.00	0.000	
58 Jonathan Papelbon, R ERA: 4.18	1.0	S	5	2	0	0	2	0	0	0	0	0	0	0	0	0	0	0	0	10	15	0.00	2.000	







Batter	1	2	3	4	5	6	7	8	9	AB	R	H	RBI	BB	SO	LOB	TOP										
10 Dewayne Wise, L (1.8) OBP: 0.333, SLG: 0.250	G1-3		G4-3			F9		BB	K	4	0	0	0	1	1	1											
1 Emilio Bonifacio, S (1.9) OBP: 0.339, SLG: 0.376	BB		K			F7		L5		3	1	0	0	1	1	2											
20 Logan Morrison, L (1.7) OBP: 0.367, SLG: 0.497	G1-3			G3		G3-1		SF8		3	0	0	2	0	0	0											
15 Gaby Sanchez, R (1.3) OBP: 0.392, SLG: 0.513				G3-1			F8	BB		3	0	1	0	1	0	0											
29 Greg Dobbs, L (1.5) OBP: 0.352, SLG: 0.410	G4-3			G3			FC3-6	BB	F8	4	1	1	0	0	0	3											
2 Hanley Ramirez, R (1.6) OBP: 0.304, SLG: 0.301		G6-3				BB				2	1	1	0	2	0	0											
11 Jose Lopez, R (1.10) OBP: 0.222, SLG: 0.273		G1-3				P4		FC3-6	P5	4	0	0	0	0	0	4											
14 John Buck, R (1.2) OBP: 0.297, SLG: 0.382		L7				P5		F8	P6	4	0	0	0	0	0	3											
13 Omar Infante, R (1.4) OBP: 0.299, SLG: 0.311						K		BB		4	1	2	1	0	1	1											
<b>Inning Stats</b>	R: 1 E: 0 K: 0 S: 15	H: 1 LOB: 1 BB: 1 P: 24	R: 0 E: 0 K: 0 S: 6	H: 0 LOB: 0 BB: 0 P: 7	R: 0 E: 0 K: 1 S: 10	H: 0 LOB: 0 BB: 0 P: 15	R: 0 E: 0 K: 0 S: 6	H: 0 LOB: 0 BB: 0 P: 10	R: 0 E: 0 K: 1 S: 19	H: 1 LOB: 1 BB: 0 P: 23	R: 0 E: 0 K: 0 S: 8	H: 0 LOB: 0 BB: 0 P: 13	R: 1 E: 0 K: 0 S: 11	H: 1 LOB: 1 BB: 1 P: 19	R: 1 E: 0 K: 0 S: 15	H: 1 LOB: 2 BB: 2 P: 28	R: 1 E: 0 K: 1 S: 13	H: 1 LOB: 1 BB: 1 P: 22	1B: 3 2B: 2 HR: 0	SF: 1 SAC: 0 DP: 0 HBP: 0	WP: 1 PB: 1 CS: 2	PA: 37					
<b>PITCHER</b>	IP	WLS	BF	H	R	ER	SO	BB	IBB	HBP	BLK	WP	HR	S	P	ERA	WHIP										
53 Alex Cobb, R (1.1) ERA: 3.41	6.1	W	24	3	2	2	2	2	0	0	0	0	0	68	101	2.84	0.789										
36 Adam Russell, R (7.1) ERA: 2.08	0.2		4	1	1	0	0	1	0	0	0	1	0	12	21	0.00	3.000										
27 Cesar Ramos, L (8.1) ERA: 3.22	0.2		2	0	0	0	0	0	0	0	0	0	0	3	5	0.00	0.000										
37 Juan Cruz, R (8.1) ERA: 3.38	0.2		4	0	1	1	0	2	0	0	0	0	0	14	26	13.50	3.000										
62 Joel Peralta, R (9.1) ERA: 3.34	0.2		3	1	0	0	1	0	0	0	0	0	0	6	8	0.00	1.500										

Florida Marlins @ Tampa Bay Rays  
Tropicana Field, St. Petersburg, FL  
Sat Jun 18 2011, 7:11 PM - 10:31 PM EDT  
Att: 20,495 - Dome - 72 F

AB 31  
R 4  
H 5  
RBI 3  
BB 5  
SO 3  
LOB 14



Batter	1	2	3	4	5	6	7	8	9	AB	R	H	RBI	BB	SO	LOB	BOTTOM										
22 Johnny Damon, L (1.10) OBP: 0.324, SLG: 0.428	BB		G4-3			BB		BB		3	3	2	0	2	0	1											
18 Ben Zobrist, S (1.4) OBP: 0.343, SLG: 0.479	G3		BB			BB		P5		4	1	2	0	1	0	4											
20 Matt Joyce, L (1.9) OBP: 0.371, SLG: 0.544	SF9		F7			SF8		E5		3	0	0	2	0	0	5											
3 Evan Longoria, R (1.5) OBP: 0.339, SLG: 0.401	L6		P4			F7		FC5-4		4	0	0	0	0	0	4											
11 Casey Kotchman, L (1.3) OBP: 0.400, SLG: 0.468			BB			BB		K		3	0	2	1	1	1	0											
2 B.J. Upton, R (1.8) OBP: 0.300, SLG: 0.361		FC6-4		F8		L7		F8		4	1	0	0	0	0	4											
28 John Jaso, L (1.2) OBP: 0.292, SLG: 0.329	G3			F8		P6		F9		4	0	0	0	0	0	1											
5 Sam Fuld, L (1.7) OBP: 0.288, SLG: 0.354		G4-3				G5-6-3		BB		3	1	1	1	1	0	0											
15 Reid Brignac, L (1.6) OBP: 0.232, SLG: 0.213						F8		BB		2	1	1	1	2	0	0											
<b>Inning Stats</b>	R: 1 E: 0 K: 0 S: 14	H: 3 LOB: 1 BB: 0 P: 21	R: 2 E: 0 K: 0 S: 11	H: 3 LOB: 1 BB: 0 P: 15	R: 1 E: 0 K: 0 S: 12	H: 2 LOB: 1 BB: 0 P: 21	R: 0 E: 0 K: 0 S: 5	H: 0 LOB: 0 BB: 0 P: 7	R: 1 E: 0 K: 0 S: 13	H: 2 LOB: 2 BB: 1 P: 22	R: 2 E: 0 K: 0 S: 9	H: 0 LOB: 3 BB: 3 P: 29	R: 0 E: 0 K: 1 S: 11	H: 0 LOB: 0 BB: 0 P: 15	R: 0 E: 0 K: 0 S: 14	H: 0 LOB: 2 BB: 3 P: 28	1B: 4 2B: 5 3B: 0 HR: 0	SF: 2 SAC: 0 DP: 1 HBP: 0	WP: 1 PB: 0 CS: 0	PA: 39							
<b>PITCHER</b>	IP	WLS	BF	H	R	ER	SO	BB	IBB	HBP	BLK	WP	HR	S	P	ERA	WHIP										
47 Ricky Nolasco, R (1.1) ERA: 4.48	5.0	L	24	8	5	5	0	0	1	0	0	0	0	55	86	9.00	1.600										
44 Brian Sanches, R (6.1) ERA: 1.93	1.0		7	0	2	0	0	3	0	0	0	1	0	9	29	0.00	3.000										
40 Mike Dunn, L (7.1) ERA: 4.18	1.0		6	0	0	0	1	3	0	0	0	0	0	18	34	0.00	3.000										
58 Ryan Webb, R (8.1) ERA: 3.51	1.0		2	0	0	0	0	0	0	0	0	0	0	7	9	0.00	0.000										

Florida Marlins @ Tampa Bay Rays  
Tropicana Field, St. Petersburg, FL  
Sat Jun 18 2011, 7:11 PM - 10:31 PM EDT  
Att: 20,495 - Dome - 72 F

AB 30  
R 7  
H 8  
RBI 5  
BB 7  
SO 1  
LOB 19





Batter	1	2	3	4	5	6	7	8	9	AB	R	H	RBI	BB	SO	LOB	TOP			
10 Dewayne Wise, L (1, 8) OBP: 0.308, SLG: 0.250	E5 1 2B 15 SF7		K 1-3			G1-6-3 1B		F7		4	1	1	0	0	1	1				
1 Emilio Bonifacio, S (1, 6) OBP: 0.338, SLG: 0.378			F7			G1-6-3 1-2		K		4	0	1	0	0	1	1				
20 Logan Morrison, L (1, 7) OBP: 0.364, SLG: 0.492	K		K			F8				4	0	1	0	0	2	2				
15 Gaby Sanchez, R (1, 3) OBP: 0.387, SLG: 0.507	SF7		P5			F9		P3		3	0	0	1	0	0	1				
29 Greg Dobbs, L (1, 9) OBP: 0.345, SLG: 0.401	G4-3		K			G4-3		K		4	0	0	0	0	2	2				
2 Hanley Ramirez, R (1, 10) OBP: 0.300, SLG: 0.296	K		K			G6-3		P6		3	0	0	0	0	1	0				
13 Omar Infante, R (1, 4) OBP: 0.300, SLG: 0.315			P4			F7 2B		F7		3	0	1	0	0	0	0				
18 Wes Helms, R (1, 5) OBP: 0.265, SLG: 0.260			K			K		E5		3	0	0	0	0	2	1				
9 Brett Hayes, R (1, 2) OBP: 0.353, SLG: 0.511			F8			P5		K		3	0	0	0	0	1	2				
<b>Inning Stats</b>	R: 1 H: 1 E: 0 K: 1 S: 15	H: 1 LOB: 1 BB: 0 P: 18	R: 0 H: 0 E: 0 K: 2 S: 7	H: 0 LOB: 0 BB: 0 P: 9	R: 0 H: 0 E: 0 K: 1 S: 5	H: 0 LOB: 0 BB: 0 P: 6	R: 0 H: 0 E: 0 K: 2 S: 11	H: 0 LOB: 0 BB: 0 P: 14	R: 0 H: 1 E: 0 K: 1 S: 9	H: 1 LOB: 1 BB: 0 P: 16	R: 0 H: 0 E: 0 K: 0 S: 5	H: 0 LOB: 0 BB: 0 P: 6	R: 0 H: 0 E: 1 K: 1 S: 7	H: 0 LOB: 1 BB: 0 P: 12	R: 0 H: 1 E: 0 K: 2 S: 16	H: 1 LOB: 1 BB: 0 P: 22	1B: 2 2B: 2 3B: 0 HR: 0	SF: 1 SAC: 0 DP: 1 HBP: 0	WP: 0 PB: 0 SB: 0 CS: 0	PA: 32
<b>PITCHER</b> 33 James Shields, R (1, 1) ERA: 2.4	IP: 9.0 WLS: W BF: 32 H: 4 R: 1 ER: 0 SO: 10 BB: 0 IBB: 0 HBP: 0 BLK: 0 WP: 0 HR: 0 S: 79 P: 110 ERA: 0.00 WHIP: 0.444															<b>PITCHER</b>				

Florida Marlins @ Tampa Bay Rays  
Tropicana Field, St. Petersburg, FL  
Sun Jun 19 2011, 1:42 PM - 4:07 PM EDT  
Att: 26,761 - Dome - 72 F

AB 31  
R 1  
H 4  
RBI 1  
BB 0  
SO 10  
LOB 10



Batter	1	2	3	4	5	6	7	8	9	AB	R	H	RBI	BB	SO	LOB	BOTTOM			
22 Johnny Damon, L (1, 10) OBP: 0.323, SLG: 0.423	L5		FC6 20 FC4-6		G3-1		BB			3	0	0	0	1	0	2				
18 Ben Zobrist, S (1, 4) OBP: 0.342, SLG: 0.481	F7		SF8		G3		G3			3	0	1	1	0	0	1				
20 Matt Joyce, L (1, 9) OBP: 0.369, SLG: 0.538	F7		FC4-6		K					4	1	1	0	0	1	2				
3 Evan Longoria, R (1, 5) OBP: 0.337, SLG: 0.397			K		P4 11 1B 5 G3-2-3		P4		G1-3	4	0	1	0	0	1	1				
11 Casey Kotchman, L (1, 3) OBP: 0.407, SLG: 0.471			K		BB		BB		FC3-6 9 2-H	3	0	2	1	1	1	0				
2 B.J. Upton, R (1, 8) OBP: 0.307, SLG: 0.362			28 S 1B		BB		K		FC3-6 9 IBB	2	0	1	0	2	1	1				
28 John Jaso, L (1, 2) OBP: 0.293, SLG: 0.324			G4-3		BB		G4-3		FC3-6	2	0	0	0	1	0	2				
9 Elliot Johnson, S (6, PH) OBP: 0.279, SLG: 0.346										1	0	0	0	0	0	2				
10 Kelly Shoppach, R (9, 2) OBP: 0.282, SLG: 0.292										0	0	0	0	0	0	0				
5 Sam Fuld, L (1, 7) OBP: 0.288, SLG: 0.352			G3-2-3 22 FC6 18 1B SF8		G3-2-3		F8		F8	4	1	1	0	0	0	5				
15 Reid Brignac, L (1, 6) OBP: 0.234, SLG: 0.215			G4-3		G4-3		F7			3	0	1	0	0	0	0				
<b>Inning Stats</b>	R: 0 H: 0 E: 0 K: 0 S: 8	H: 0 LOB: 0 BB: 0 P: 13	R: 0 H: 1 E: 0 K: 2 S: 11	H: 1 LOB: 1 BB: 0 P: 19	R: 1 H: 2 E: 0 K: 0 S: 12	H: 2 LOB: 1 BB: 0 P: 21	R: 0 H: 2 E: 0 K: 0 S: 7	H: 2 LOB: 2 BB: 2 P: 18	R: 0 H: 1 E: 0 K: 1 S: 8	H: 1 LOB: 1 BB: 0 P: 12	R: 0 H: 0 E: 0 K: 1 S: 9	H: 0 LOB: 1 BB: 1 P: 18	R: 0 H: 0 E: 0 K: 0 S: 6	H: 0 LOB: 1 BB: 1 P: 13	R: 1 H: 2 E: 0 K: 0 S: 6	H: 2 LOB: 2 BB: 1 P: 16	1B: 7 2B: 1 3B: 0 HR: 0	SF: 1 SAC: 0 DP: 1 HBP: 0	WP: 0 PB: 0 SB: 2 CS: 0	PA: 35
<b>PITCHER</b> 41 Chris Volstad, R (1, 1) ERA: 5.65 58 Ryan Webb, R (8, 1) ERA: 3.74 38 Randy Choate, L (8, 1) ERA: 0.68 31 Burke Badenhop, R (8, 1) ERA: 2.95	IP: 7.0 WLS: L BF: 29 H: 6 R: 1 ER: 1 SO: 4 BB: 0 IBB: 0 HBP: 0 BLK: 0 WP: 0 HR: 0 S: 61 P: 114 ERA: 1.29 WHIP: 1.429															<b>PITCHER</b>				

Florida Marlins @ Tampa Bay Rays  
Tropicana Field, St. Petersburg, FL  
Sun Jun 19 2011, 1:42 PM - 4:07 PM EDT  
Att: 26,761 - Dome - 72 F

AB 29  
R 2  
H 8  
RBI 2  
BB 5  
SO 4  
LOB 16





Batter	1	2	3	4	5	6	7	8	9	AB	R	H	RBI	BB	SO	LOB	TOP						
22 Johnny Damon, L (1.7) 39 J.P. Howell, L (7.1) 5 Sam Fuld, L (8.9) 27 Cesar Ramos, L (8.1) 62 Joel Peralta, R (8.1) 43 Kyle Farnsworth, R (8.1)											3	1	0	0	1	0	4						
18 Ben Zobrist, S (1.9) OBP: 0.346, SLG: 0.485											4	2	2	1	1	0	3						
3 Evan Longoria, R (1.5) OBP: 0.339, SLG: 0.417											5	2	2	4	0	0	2						
2 B.J. Upton, R (1.8) OBP: 0.305, SLG: 0.359											5	0	1	2	0	2	1						
1 Sean Rodriguez, R (1.4) OBP: 0.300, SLG: 0.413										4	0	1	0	0	0	1							
11 Casey Kotchman, L (1.3) OBP: 0.402, SLG: 0.464										5	0	1	0	0	2	3							
10 Kelly Shoppach, R (1.2) OBP: 0.287, SLG: 0.300										4	1	1	0	1	1	4							
9 Elliot Johnson, S (1.6) OBP: 0.278, SLG: 0.333										3	0	0	0	1	1								
34 Jeff Niemann, R (1.1) 16 Justin Ruggiano, R (7.7) OBP: 0.364, SLG: 0.569										2	0	0	0	0	2	3							
<b>Inning Stats</b>	R: 1 H: 1 E: 0 K: 0 S: 6	H: 1 LOB: 1 BB: 1 P: 12	R: 0 H: 0 E: 0 K: 3 S: 9	H: 0 LOB: 0 BB: 0 P: 12	R: 0 H: 0 E: 0 K: 1 S: 13	H: 0 LOB: 0 BB: 0 P: 16	R: 0 H: 0 E: 0 K: 0 S: 6	H: 0 LOB: 0 BB: 0 P: 9	R: 0 H: 1 E: 1 K: 1 S: 11	H: 1 LOB: 3 BB: 1 P: 16	R: 0 H: 1 E: 0 K: 1 S: 10	H: 1 LOB: 1 BB: 0 P: 15	R: 4 H: 4 E: 1 K: 0 S: 23	H: 4 LOB: 1 BB: 1 P: 36	R: 3 H: 1 E: 0 K: 1 S: 14	H: 1 LOB: 0 BB: 2 P: 25	R: 0 H: 1 E: 0 K: 1 S: 8	H: 1 LOB: 1 BB: 0 P: 14	1B: 5 2B: 3 3B: 0 HR: 1	SF: 0 SAC: 1 DP: 0 HBP: 1	WP: 1 PB: 0 SB: 2 CS: 0	PA: 44	
<b>PITCHER</b>	IP WLS BF ERA WHIP	IP WLS BF ERA WHIP	IP WLS BF ERA WHIP	IP WLS BF ERA WHIP	IP WLS BF ERA WHIP	IP WLS BF ERA WHIP	IP WLS BF ERA WHIP	IP WLS BF ERA WHIP	IP WLS BF ERA WHIP	IP WLS BF ERA WHIP	IP WLS BF ERA WHIP	IP WLS BF ERA WHIP	IP WLS BF ERA WHIP	IP WLS BF ERA WHIP	IP WLS BF ERA WHIP	IP WLS BF ERA WHIP	IP WLS BF ERA WHIP	IP WLS BF ERA WHIP	IP WLS BF ERA WHIP	IP WLS BF ERA WHIP	IP WLS BF ERA WHIP	IP WLS BF ERA WHIP	IP WLS BF ERA WHIP
38 Chris Narveson, L (1.1) ERA: 4.55	6.2 L 29	5 4 4 6	3 0 0 0	0 0 1 0	0 1 0 11	15 27.00 6.000	48 Tim Lillard, R (7.1) ERA: 3.45	0.1 5 2 1 1 0	0 0 1 0 0	0 1 14 25	15 27.00 3.000	45 Mark DiFelice, R (8.1) ERA: 18.0	1.0 6 1 3 3 1	2 0 0 0 0	0 0 14 14	0.00 1.000	32 LaTroy Hawkins, R (9.1) ERA: 0.47	1.0 4 1 0 0 1	0 0 0 0 0	0 0 8 14	0.00 1.000		

**Tampa Bay Rays @ Milwaukee Brewers**  
Miller Park, Milwaukee, WI  
Mon Jun 20 2011, 7:11 PM - 10:48 PM CDT  
Att: 35,495 - Cloudy - 64 F

AB 37  
R 8  
H 9  
RBI 8  
BB 5  
SO 8  
LOB 22

Batter	1	2	3	4	5	6	7	8	9	AB	R	H	RBI	BB	SO	LOB	BOTTOM					
23 Rickie Weeks Jr., R (1.4) OBP: 0.359, SLG: 0.508										4	0	2	0	1	0	0						
2 Nyjer Morgan, L (1.8) OBP: 0.375, SLG: 0.524										5	1	1	0	0	1	3						
1 Corey Hart, R (1.9) OBP: 0.335, SLG: 0.472										4	1	1	0	1	2	3						
28 Prince Fielder, L (1.3) OBP: 0.421, SLG: 0.610										3	1	1	1	2	1	2						
14 Casey McGehee, R (1.5) OBP: 0.289, SLG: 0.327										4	0	1	0	1	0	1						
25 Mark Kotsay, L (1.7) OBP: 0.312, SLG: 0.283										4	0	0	0	0	2	6						
3 Yuniesky Betancourt, R (1.6) OBP: 0.251, SLG: 0.325										4	0	2	2	0	0	3						
20 Jonathan Lucroy, R (1.2) OBP: 0.310, SLG: 0.416										3	1	1	1	1	1	2						
38 Chris Narveson, L (1.1) ERA: 4.82	6.0 W 25	4 R 0 0	0 0 0 0	0 0 0 0	0 1 0 10	16 9.00 2.000	46 Tim Lillard, L (7.1) ERA: 8.31	0.0 3 1 2 2 0	2 0 0 0 0	0 0 9 20	∞ ∞	62 Joel Peralta, R (8.1) ERA: 3.28	0.2 3 1 0 0 1	0 0 0 0 0	0 0 17 23	0.00 1.500	43 Kyle Farnsworth, R (8.1) ERA: 1.53	1.1 6 2 1 1 2	0 0 0 0 0	0 0 16 25	6.75 1.500	
<b>Inning Stats</b>	R: 0 H: 1 E: 0 K: 1 S: 8	H: 1 LOB: 1 BB: 0 P: 10	R: 0 H: 1 E: 0 K: 0 S: 8	H: 1 LOB: 1 BB: 1 P: 15	R: 0 H: 1 E: 0 K: 1 S: 7	H: 1 LOB: 0 BB: 0 P: 9	R: 0 H: 0 E: 0 K: 0 S: 4	H: 0 LOB: 0 BB: 0 P: 5	R: 0 H: 1 E: 0 K: 2 S: 19	H: 1 LOB: 2 BB: 2 P: 36	R: 1 H: 1 E: 0 K: 0 S: 10	H: 1 LOB: 0 BB: 1 P: 16	R: 2 H: 2 E: 0 K: 2 S: 29	H: 2 LOB: 2 BB: 2 P: 47	R: 1 H: 2 E: 0 K: 1 S: 13	H: 2 LOB: 1 BB: 0 P: 21	1B: 7 2B: 1 3B: 0 HR: 1	SF: 0 SAC: 0 DP: 1 HBP: 0	WP: 1 PB: 0 SB: 0 CS: 0	PA: 41		
<b>PITCHER</b>	IP WLS BF ERA WHIP	IP WLS BF ERA WHIP	IP WLS BF ERA WHIP	IP WLS BF ERA WHIP	IP WLS BF ERA WHIP	IP WLS BF ERA WHIP	IP WLS BF ERA WHIP	IP WLS BF ERA WHIP	IP WLS BF ERA WHIP	IP WLS BF ERA WHIP	IP WLS BF ERA WHIP	IP WLS BF ERA WHIP	IP WLS BF ERA WHIP	IP WLS BF ERA WHIP	IP WLS BF ERA WHIP	IP WLS BF ERA WHIP	IP WLS BF ERA WHIP	IP WLS BF ERA WHIP	IP WLS BF ERA WHIP	IP WLS BF ERA WHIP	IP WLS BF ERA WHIP	IP WLS BF ERA WHIP

**Tampa Bay Rays @ Milwaukee Brewers**  
Miller Park, Milwaukee, WI  
Mon Jun 20 2011, 7:11 PM - 10:48 PM CDT  
Att: 35,495 - Cloudy - 64 F

AB 35  
R 4  
H 9  
RBI 4  
BB 6  
SO 8  
LOB 24




Batter	1	2	3	4	5	6	7	8	9	AB	R	H	RBI	BB	SO	LOB	TOP							
22 Johnny Damon, L (1,7) OBP: 0.318, SLG: 0.413										4	0	0	0	0	2	1	<b>Tampa Bay Rays @ Milwaukee Brewers</b> Miller Park, Milwaukee, WI Tue Jun 21 2011, 7:12 PM - 10:11 PM CDT Att: 40,079 - Cloudy - 74 F							
18 Ben Zobrist, S (1,4) OBP: 0.342, SLG: 0.478										4	0	0	0	0	3	0								
20 Matt Joyce, L (1,9) OBP: 0.372, SLG: 0.534										2	0	0	0	1	1	0								
3 Evan Longoria, R (1,5) OBP: 0.332, SLG: 0.406										4	0	0	0	0	0	3								
11 Casey Kotchman, L (1,3) OBP: 0.399, SLG: 0.459										4	0	1	0	0	0	1								
2 B.J. Upton, R (1,8) OBP: 0.304, SLG: 0.361										4	1	1	0	0	2	2								
28 John Jaso, L (1,2) OBP: 0.298, SLG: 0.336										4	0	2	1	0	0	1								
15 Reid Brignac, L (1,6) OBP: 0.228, SLG: 0.211										3	0	0	0	0	1	3								
56 Jeremy Hellickson, R (7,PH) OBP: 0.266, SLG: 0.344										2	0	0	0	0	2	1								
5 Sam Fuld, L (7,PH) OBP: 0.266, SLG: 0.344										1	0	0	0	0	1	1								
36 Adam Russell, R (7,PH) OBP: 0.266, SLG: 0.344										0	0	0	0	0	0	0								
39 J.P. Howell, L (7,PH) OBP: 0.266, SLG: 0.344										0	0	0	0	0	0	0								
27 Cesar Ramos, L (7,PH) OBP: 0.266, SLG: 0.344										0	0	0	0	0	0	0								
21 Andy Sonnanstine, L (8,PH) OBP: 0.266, SLG: 0.344										0	0	0	0	0	0	0								
<b>Inning Stats</b>	R: 0 H: 0 K: 2 S: 14	H: 0 LOB: 1 BB: 0 P: 21	R: 0 H: 1 K: 1 S: 9	H: 1 LOB: 1 BB: 0 P: 15	R: 0 H: 0 K: 3 S: 11	H: 0 LOB: 0 BB: 0 P: 14	R: 0 H: 0 K: 1 S: 8	H: 0 LOB: 1 BB: 0 P: 13	R: 0 H: 1 K: 1 S: 12	H: 1 LOB: 1 BB: 0 P: 18	R: 0 H: 0 K: 1 S: 10	H: 0 LOB: 0 BB: 0 P: 15	R: 1 H: 2 K: 1 S: 13	H: 2 LOB: 1 BB: 0 P: 20	R: 0 H: 0 K: 1 S: 8	H: 0 LOB: 1 BB: 0 P: 14	R: 0 H: 0 K: 0 S: 8	H: 0 LOB: 0 BB: 0 P: 11	1B: 2 2B: 2 3B: 0 HR: 0	SF: 0 SAC: 0 DP: 0 HBP: 1	WP: 0 PB: 0 SB: 0 CS: 0	PA: 34		
<b>PITCHER</b>	IP: 7.0 WLS: W BF: 27 ERA: 4.77	IP: 1.0 WLS: 4 BF: 0 ERA: 5.05	IP: 1.0 WLS: 3 BF: 0 ERA: 2.7	IP: 1.0 WLS: 0 BF: 0 ERA: 2.7	IP: 1.0 WLS: 0 BF: 0 ERA: 2.7	IP: 1.0 WLS: 0 BF: 0 ERA: 2.7	IP: 1.0 WLS: 0 BF: 0 ERA: 2.7	IP: 1.0 WLS: 0 BF: 0 ERA: 2.7	IP: 1.0 WLS: 0 BF: 0 ERA: 2.7	IP: 1.0 WLS: 0 BF: 0 ERA: 2.7	IP: 1.0 WLS: 0 BF: 0 ERA: 2.7	IP: 1.0 WLS: 0 BF: 0 ERA: 2.7	IP: 1.0 WLS: 0 BF: 0 ERA: 2.7	IP: 1.0 WLS: 0 BF: 0 ERA: 2.7	IP: 1.0 WLS: 0 BF: 0 ERA: 2.7	IP: 1.0 WLS: 0 BF: 0 ERA: 2.7	IP: 1.0 WLS: 0 BF: 0 ERA: 2.7	IP: 1.0 WLS: 0 BF: 0 ERA: 2.7	IP: 1.0 WLS: 0 BF: 0 ERA: 2.7	IP: 1.0 WLS: 0 BF: 0 ERA: 2.7	IP: 1.0 WLS: 0 BF: 0 ERA: 2.7	IP: 1.0 WLS: 0 BF: 0 ERA: 2.7	IP: 1.0 WLS: 0 BF: 0 ERA: 2.7	IP: 1.0 WLS: 0 BF: 0 ERA: 2.7

AB	32
R	1
H	4
RBI	1
BB	1
SO	11
LOB	13



Batter	1	2	3	4	5	6	7	8	9	AB	R	H	RBI	BB	SO	LOB	BOTTOM							
23 Rickie Weeks Jr., R (1,4) OBP: 0.357, SLG: 0.502										4	1	0	0	1	1	5	<b>Tampa Bay Rays @ Milwaukee Brewers</b> Miller Park, Milwaukee, WI Tue Jun 21 2011, 7:12 PM - 10:11 PM CDT Att: 40,079 - Cloudy - 74 F							
2 Nyjer Morgan, L (1,8) OBP: 0.385, SLG: 0.514									2	0	0	0	0	0	0	0								
9 Josh Wilson, R (7,PH) OBP: 0.290, SLG: 0.552									3	0	1	2	1	0	0									
27 Carlos Gómez, R (8,8) OBP: 0.266, SLG: 0.344									2	0	1	1	2	0	0									
8 Ryan Braun, R (1,7) OBP: 0.397, SLG: 0.555									3	0	0	1	0	0	3									
28 Prince Fielder, L (1,3) OBP: 0.425, SLG: 0.609									3	0	0	0	1	2	2									
14 Casey McGehee, R (1,5) OBP: 0.285, SLG: 0.324									4	1	1	1	0	0	3									
1 Corey Hart, R (1,9) OBP: 0.333, SLG: 0.464									4	1	3	0	0	0	0									
3 Yuniesky Betancourt, R (1,6) OBP: 0.251, SLG: 0.339										4	1	3	0	0	0									
50 Kameron Loe, R (8,1) OBP: 0.263, SLG: 0.389										2	0	1	0	0	0									
59 John Axford, R (9,1) OBP: 0.333, SLG: 0.464										1	1	0	0	1	0	1								
20 Jonathan Lucroy, R (1,2) OBP: 0.319, SLG: 0.423										2	0	1	0	0	0	0								
13 Zack Greinke, R (1,1) OBP: 0.263, SLG: 0.389										2	0	1	0	0	0	0								
30 Craig Counsell, L (7,PH) OBP: 0.316, SLG: 0.256										1	1	0	0	1	0	1								
<b>Inning Stats</b>	R: 1 H: 0 K: 1 S: 11	H: 0 LOB: 3 BB: 3 P: 26	R: 1 H: 1 K: 1 S: 11	H: 1 LOB: 0 BB: 0 P: 16	R: 0 H: 0 K: 0 S: 10	H: 0 LOB: 1 BB: 1 P: 20	R: 0 H: 2 K: 0 S: 10	H: 2 LOB: 2 BB: 0 P: 15	R: 0 H: 0 K: 0 S: 7	H: 0 LOB: 0 BB: 0 P: 12	R: 0 H: 0 K: 1 S: 11	H: 0 LOB: 0 BB: 0 P: 16	R: 3 H: 3 K: 0 S: 12	H: 3 LOB: 3 BB: 3 P: 30	R: 0 H: 1 K: 0 S: 10	H: 1 LOB: 0 BB: 0 P: 14	1B: 6 2B: 0 3B: 0 HR: 1	SF: 1 SAC: 1 DP: 1 HBP: 0	WP: 0 PB: 0 SB: 0 CS: 0	PA: 37				
<b>PITCHER</b>	IP: 6.0 WLS: L BF: 25 ERA: 3.08	IP: 0.1 WLS: 3 BF: 1 ERA: 2.73	IP: 0.0 WLS: 3 BF: 2 ERA: 0.95	IP: 0.2 WLS: 3 BF: 0 ERA: 3.91	IP: 1.0 WLS: 3 BF: 1 ERA: 5.88	IP: 1.0 WLS: 0 BF: 0 ERA: 2.7	IP: 1.0 WLS: 0 BF: 0 ERA: 2.7	IP: 1.0 WLS: 0 BF: 0 ERA: 2.7	IP: 1.0 WLS: 0 BF: 0 ERA: 2.7	IP: 1.0 WLS: 0 BF: 0 ERA: 2.7	IP: 1.0 WLS: 0 BF: 0 ERA: 2.7	IP: 1.0 WLS: 0 BF: 0 ERA: 2.7	IP: 1.0 WLS: 0 BF: 0 ERA: 2.7	IP: 1.0 WLS: 0 BF: 0 ERA: 2.7	IP: 1.0 WLS: 0 BF: 0 ERA: 2.7	IP: 1.0 WLS: 0 BF: 0 ERA: 2.7	IP: 1.0 WLS: 0 BF: 0 ERA: 2.7	IP: 1.0 WLS: 0 BF: 0 ERA: 2.7	IP: 1.0 WLS: 0 BF: 0 ERA: 2.7	IP: 1.0 WLS: 0 BF: 0 ERA: 2.7	IP: 1.0 WLS: 0 BF: 0 ERA: 2.7	IP: 1.0 WLS: 0 BF: 0 ERA: 2.7	IP: 1.0 WLS: 0 BF: 0 ERA: 2.7	IP: 1.0 WLS: 0 BF: 0 ERA: 2.7



AB	28
R	5
H	7
RBI	5
BB	7
SO	3
LOB	14



Batter	1	2	3	4	5	6	7	8	9	AB	R	H	RBI	BB	SO	LOB	TOP								
1 Sean Rodriguez, R (1,4) OBP: 0.299, SLG: 0.404										3	1	0	0	1	0	1									
18 Ben Zobrist, S (1,9) OBP: 0.341, SLG: 0.475										4	0	1	0	0	1	1									
3 Evan Longoria, R (1,5) OBP: 0.282, SLG: 0.396										4	0	0	0	0	2	2									
2 B.J. Upton, R (1,8) OBP: 0.303, SLG: 0.359										4	0	1	1	0	1	0									
11 Casey Kotchman, L (1,3) OBP: 0.396, SLG: 0.455										4	1	1	0	0	2	2									
16 Justin Ruggiano, R (1,7) OBP: 0.388, SLG: 0.566										2	0	1	0	0	0	1									
5 Sam Fuld, L (7,PH) OBP: 0.295, SLG: 0.358										1	1	1	0	1	0	0									
10 Kelly Shoppach, R (1,2) OBP: 0.294, SLG: 0.330										3	2	1	2	1	2	2									
9 Elliot Johnson, S (1,6) OBP: 0.277, SLG: 0.365										4	1	1	3	0	1	2									
14 David Price, L (1,1) OBP: 0.317, SLG: 0.411										2	0	0	0	1	1	0									
22 Johnny Damon, L (9,PH) OBP: 0.317, SLG: 0.411										1	0	0	0	0	0	1									
43 Kyle Farnsworth, R (9,1) OBP: 0.295, SLG: 0.358										0	0	0	0	0	0	0									
<b>Inning Stats</b>	R: 0 E: 0 K: 1 S: 9	H: 0 LOB: 0 BB: 0 P: 13	R: 2 E: 0 K: 1 S: 16	H: 2 LOB: 0 BB: 0 P: 26	R: 0 E: 0 K: 0 S: 10	H: 0 LOB: 0 BB: 1 P: 15	R: 0 E: 0 K: 1 S: 10	H: 1 LOB: 0 BB: 0 P: 17	R: 1 E: 0 K: 2 S: 12	H: 2 LOB: 2 BB: 1 P: 19	R: 3 E: 0 K: 2 S: 17	H: 2 LOB: 0 BB: 1 P: 27	R: 0 E: 0 K: 1 S: 9	H: 0 LOB: 1 BB: 1 P: 19	R: 0 E: 0 K: 1 S: 9	H: 0 LOB: 1 BB: 1 P: 19	1B: 4 2B: 1 3B: 0 HR: 2	SF: 0 SAC: 0 DP: 0 HBP: 0	WP: 0 PB: 0 SB: 1 CS: 0	PA: 36					
<b>PITCHER</b>	IP WLS BF H R ER SO BB IBB HBP BLK WP HR S P ERA WHIP																								
18 Shaun Marcum, R (1,1) ERA: 2.95	3.0		11	2	2	2	2	1	0	0	0	0	0	0	0	0	0	0	0	0	1	35	54	6.00	1.000
41 Marco Estrada, R (4,1) ERA: 4.72	3.0	L	12	3	1	1	4	1	0	0	0	0	0	0	0	0	0	0	0	0	1	32	50	3.00	1.333
48 Tim Lillard, R (7,1) ERA: 4.8	2.0		9	2	3	3	3	1	0	0	0	0	0	0	0	0	0	0	0	0	1	26	42	13.50	1.500
52 Sergio Mitre, R (9,1) ERA: 3.27	1.0		4	0	0	0	1	1	0	0	0	0	0	0	0	0	0	0	0	0	0	9	19	0.00	1.000

**Tampa Bay Rays @ Milwaukee Brewers**  
Miller Park, Milwaukee, WI  
Wed Jun 22 2011, 1:11 PM - 4:10 PM CDT  
Att: 39,632 - Roof Closed - 75 F

AB 32  
R 6  
H 7  
RBI 6  
BB 4  
SO 10  
LOB 12

Batter	1	2	3	4	5	6	7	8	9	AB	R	H	RBI	BB	SO	LOB	BOTTOM								
23 Rickie Weeks Jr, R (1,4) OBP: 0.356, SLG: 0.498										4	1	1	0	0	3	0									
1 Corey Hart, R (1,9) OBP: 0.342, SLG: 0.464										2	1	1	0	1	0	0									
8 Ryan Braun, R (1,7) OBP: 0.395, SLG: 0.550										4	0	1	1	0	0	2									
28 Prince Fielder, L (1,3) OBP: 0.426, SLG: 0.608										4	1	2	0	0	1	1									
14 Casey McGehee, R (1,5) OBP: 0.284, SLG: 0.323										4	0	1	0	0	0	1									
3 Yuniesky Betancourt, R (1,6) OBP: 0.255, SLG: 0.341										4	0	2	0	0	0	0									
27 Carlos Gómez, R (1,8) OBP: 0.262, SLG: 0.339										3	0	0	0	0	1	1									
2 Nyjer Morgan, L (9,PH) OBP: 0.395, SLG: 0.514										0	0	0	1	0	0	0									
20 Jonathan Lucroy, R (1,2) OBP: 0.314, SLG: 0.417										3	0	0	0	0	2	0									
25 Mark Kotsay, L (9,PH) OBP: 0.310, SLG: 0.281										1	0	0	0	0	0	2									
18 Shaun Marcum, R (1,1) OBP: 0.161, SLG: 0.138										1	0	0	0	0	1	0									
41 Marco Estrada, R (4,1) OBP: 0.222, SLG: 0.222										1	0	0	0	0	1	0									
48 Tim Lillard, R (7,1) ERA: 4.8										0	0	0	0	0	0	0									
9 Josh Wilson, R (8,PH) OBP: 0.281, SLG: 0.533										1	0	0	0	0	1	0									
52 Sergio Mitre, R (9,1) ERA: 3.27										0	0	0	0	0	0	0									
<b>Inning Stats</b>	R: 2 E: 0 K: 0 S: 17	H: 2 LOB: 0 BB: 0 P: 27	R: 0 E: 0 K: 1 S: 8	H: 0 LOB: 0 BB: 0 P: 11	R: 0 E: 0 K: 2 S: 8	H: 0 LOB: 1 BB: 1 P: 14	R: 0 E: 0 K: 1 S: 12	H: 1 LOB: 1 BB: 0 P: 18	R: 0 E: 0 K: 2 S: 7	H: 0 LOB: 0 BB: 0 P: 11	R: 0 E: 0 K: 0 S: 9	H: 2 LOB: 1 BB: 0 P: 14	R: 0 E: 0 K: 2 S: 8	H: 0 LOB: 0 BB: 0 P: 10	R: 0 E: 0 K: 2 S: 9	H: 0 LOB: 0 BB: 0 P: 15	R: 1 E: 0 K: 0 S: 8	H: 3 LOB: 2 BB: 0 P: 10	1B: 8 2B: 0 3B: 0 HR: 0	SF: 1 SAC: 0 DP: 1 HBP: 1	WP: 0 PB: 0 SB: 0 CS: 1	PA: 35			
<b>PITCHER</b>	IP WLS BF H R ER SO BB IBB HBP BLK WP HR S P ERA WHIP																								
14 David Price, L (1,1) ERA: 3.51	8.0	W	29	5	2	2	10	1	0	0	0	0	0	0	0	0	0	0	0	0	0	78	120	2.25	0.750
43 Kyle Farnsworth, R (9,1) ERA: 2.17	1.0		6	3	1	1	0	0	0	0	0	0	0	0	0	0	0	0	0	0	0	8	10	9.00	3.000

**Tampa Bay Rays @ Milwaukee Brewers**  
Miller Park, Milwaukee, WI  
Wed Jun 22 2011, 1:11 PM - 4:10 PM CDT  
Att: 39,632 - Roof Closed - 75 F

AB 32  
R 3  
H 8  
RBI 2  
BB 1  
SO 10  
LOB 7



Batter	1	2	3	4	5	6	7	8	9	AB	R	H	RBI	BB	SO	LOB	TOP							
1 Sean Rodriguez, R OBP: 0.310, SLG: 0.413	L9		18 1B		3 1B		FC4-6			4	2	3	0	0	0	0								
18 Ben Zobrist, S OBP: 0.343, SLG: 0.473	F8		3 HR		3 BB		FC4-6			3	1	1	1	1	0	1								
3 Evan Longoria, R OBP: 0.328, SLG: 0.417	G5-3		HR		2 1B			K2-3		4	1	2	3	0	1	0								
2 B.J. Upton, R OBP: 0.306, SLG: 0.371		10 BB	HR		G5-4-3			G6-3		3	1	1	1	1	0	2								
10 Kelly Shoppach, R OBP: 0.285, SLG: 0.318	K		G3-1				F9			4	0	0	0	0	1	1								
16 Justin Ruggiano, R OBP: 0.344, SLG: 0.526	K			G1-4-3			G6-3			4	0	0	0	0	1	1								
11 Casey Kotchman, L OBP: 0.393, SLG: 0.455	P1		G4-3		G4-3		G4-3			4	0	1	0	0	0	1								
9 Elliot Johnson, S OBP: 0.265, SLG: 0.348			K	G3			G3			4	0	0	0	0	2	1								
33 James Shields, R			K				K			4	0	0	0	0	4	1								
<b>Inning Stats</b>	R: 0 H: 0 E: 0 K: 0 S: 8	H: 0 LOB: 0 BB: 0 P: 14	R: 0 H: 0 E: 0 K: 2 S: 10	H: 0 LOB: 1 BB: 1 P: 19	R: 4 H: 4 E: 0 K: 2 S: 20	H: 4 LOB: 0 BB: 0 P: 31	R: 0 H: 0 E: 0 K: 0 S: 5	H: 0 LOB: 0 BB: 0 P: 6	R: 1 H: 2 E: 0 K: 1 S: 16	H: 2 LOB: 1 BB: 1 P: 25	R: 0 H: 0 E: 0 K: 0 S: 7	H: 0 LOB: 0 BB: 0 P: 12	R: 0 H: 1 E: 0 K: 1 S: 9	H: 1 LOB: 1 BB: 0 P: 12	R: 0 H: 0 E: 0 K: 1 S: 13	H: 0 LOB: 0 BB: 0 P: 19	R: 0 H: 1 E: 0 K: 2 S: 8	H: 1 LOB: 0 BB: 0 P: 14	1B: 5 2B: 1 3B: 0 HR: 2	SF: 0 SAC: 0 DP: 1 HBP: 0	WP: 1 PB: 0 SB: 2 CS: 0	PA: 36		
<b>PITCHER</b>	IP	WLS	BF	H	R	ER	SO	BB	IBB	HBP	BLK	WP	HR	S	P	ERA	WHIP							
51 Wandy Rodriguez, L ERA: 3.21	6.0	L	25	6	5	5	5	2	0	0	0	1	2	66	107	7.50	1.333							
43 Fernando Rodriguez Jr., R ERA: 2.87	2.0		7	1	0	0	2	0	0	0	0	0	0	22	31	0.00	0.500							
62 Aneury Rodriguez, R ERA: 5.24	1.0		4	1	0	0	2	0	0	0	0	0	0	8	14	0.00	1.000							

Tampa Bay Rays @ Houston Astros  
Minute Maid Park, Houston, TX  
Fri Jun 24 2011, 7:11 PM - 9:41 PM CDT  
Att: 26,682 - Roof Closed - 72 F

AB 34  
R 5  
H 8  
RBI 5  
BB 2  
SO 9  
LOB 8



Batter	1	2	3	4	5	6	7	8	9	AB	R	H	RBI	BB	SO	LOB	BOTTOM							
21 Michael Bourn, L OBP: 0.354, SLG: 0.391	G6-3			FC5-4 1B						3	0	1	0	1	1	0								
8 Jeff Keppinger, R OBP: 0.336, SLG: 0.388	K			FC5-4 9 G5-4-3			L8			4	0	0	0	0	1	2								
9 Hunter Pence, R OBP: 0.357, SLG: 0.490	K			G5-4-3			F7			4	0	0	0	0	2	1								
45 Carlos Lee, R OBP: 0.309, SLG: 0.390		P3			F7		G6-3			4	0	0	0	0	0	0								
29 Brett Wallace, L OBP: 0.383, SLG: 0.418		G1			K		23 2B			3	1	1	0	0	1	0								
23 Chris Johnson, R OBP: 0.284, SLG: 0.406		G6-3			HBP		2B			2	0	1	1	0	0	0								
12 Clint Barmes, R OBP: 0.298, SLG: 0.320			G6-3		K2-3		F9			3	0	0	0	0	1	2								
46 J.R. Towles, R OBP: 0.280, SLG: 0.325			G3							0	0	0	0	0	0	0								
22 Carlos Corporan, S OBP: 0.156, SLG: 0.114							K			3	0	0	0	0	1	0								
51 Wandy Rodriguez, S OBP: 0.154, SLG: 0.154							G5-3			1	0	0	0	0	1	0								
36 Angel Sanchez, R OBP: 0.311, SLG: 0.313										1	0	0	0	0	0	0								
43 Fernando Rodriguez Jr., R										0	0	0	0	0	0	0								
4 Jason Michaels, R OBP: 0.250, SLG: 0.278										1	0	0	0	0	1	0								
62 Aneury Rodriguez, R										0	0	0	0	0	0	0								
<b>Inning Stats</b>	R: 0 H: 0 E: 0 K: 2 S: 9	H: 0 LOB: 0 BB: 0 P: 12	R: 0 H: 0 E: 0 K: 0 S: 5	H: 0 LOB: 0 BB: 0 P: 7	R: 0 H: 0 E: 0 K: 1 S: 9	H: 0 LOB: 0 BB: 0 P: 11	R: 0 H: 1 E: 0 K: 0 S: 5	H: 1 LOB: 0 BB: 0 P: 7	R: 0 H: 0 E: 0 K: 2 S: 9	H: 0 LOB: 1 BB: 0 P: 16	R: 0 H: 0 E: 0 K: 1 S: 10	H: 0 LOB: 1 BB: 1 P: 17	R: 1 H: 2 E: 0 K: 0 S: 10	H: 2 LOB: 1 BB: 0 P: 14	R: 0 H: 0 E: 0 K: 2 S: 11	H: 0 LOB: 0 BB: 0 P: 12	R: 0 H: 0 E: 0 K: 1 S: 8	H: 0 LOB: 0 BB: 0 P: 10	1B: 2 2B: 1 3B: 0 HR: 0	SF: 0 SAC: 0 DP: 1 HBP: 1	WP: 0 PB: 0 SB: 0 CS: 0	PA: 31		
<b>PITCHER</b>	IP	WLS	BF	H	R	ER	SO	BB	IBB	HBP	BLK	WP	HR	S	P	ERA	WHIP							
33 James Shields, R ERA: 2.29	9.0	W	31	3	1	1	9	1	0	1	0	0	0	76	106	1.00	0.444							

Tampa Bay Rays @ Houston Astros  
Minute Maid Park, Houston, TX  
Fri Jun 24 2011, 7:11 PM - 9:41 PM CDT  
Att: 26,682 - Roof Closed - 72 F

AB 29  
R 1  
H 3  
RBI 1  
BB 1  
SO 9  
LOB 5







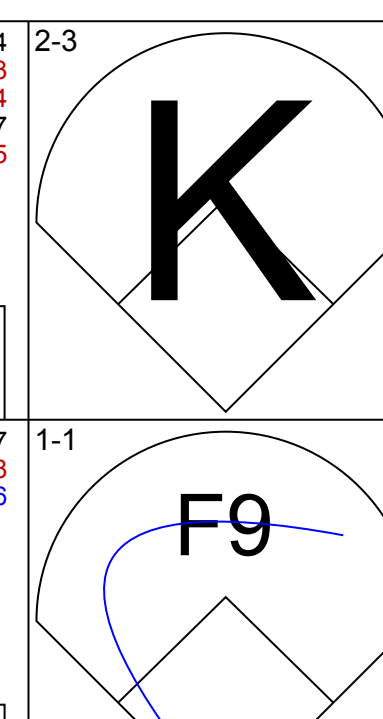
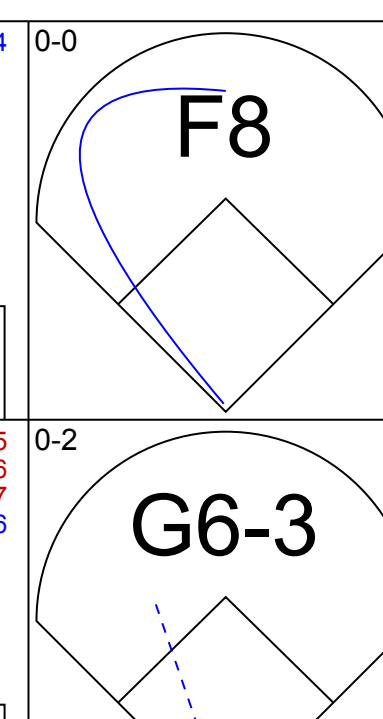
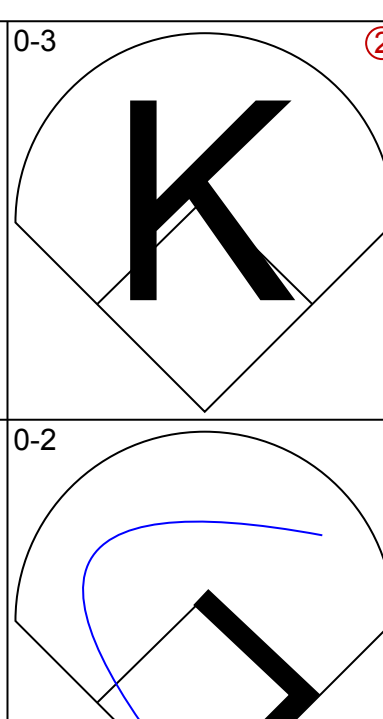
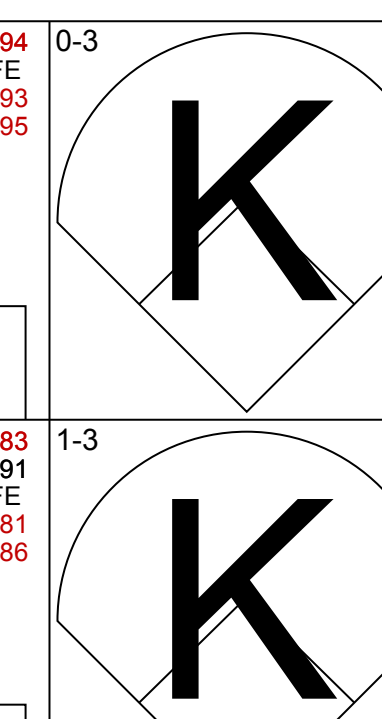

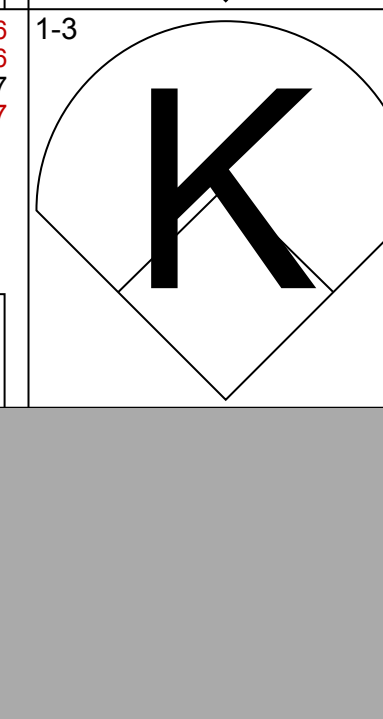
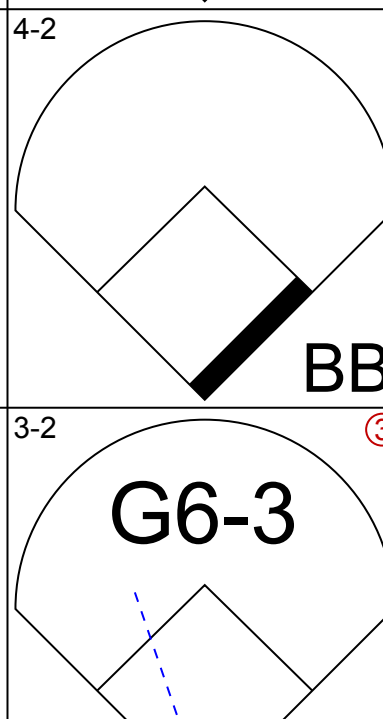
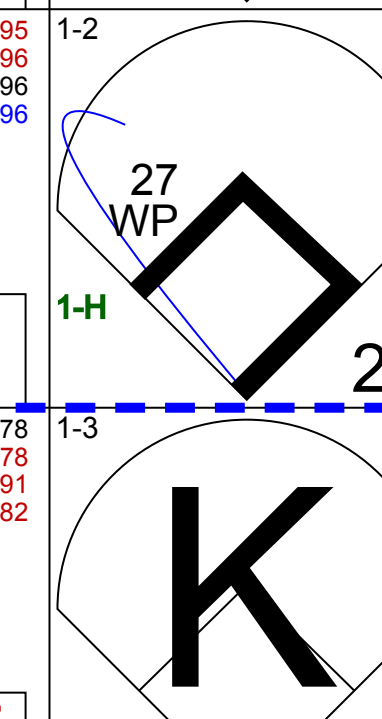




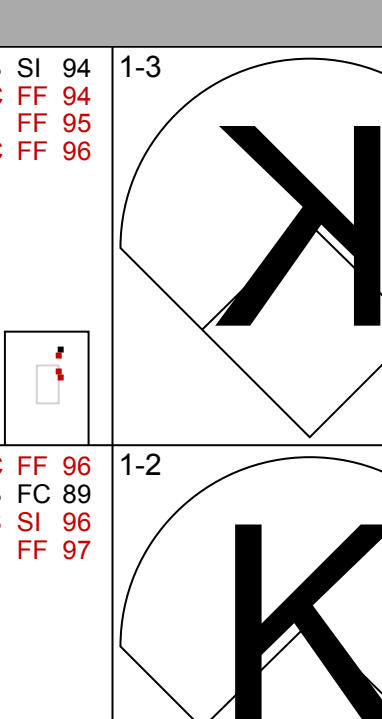
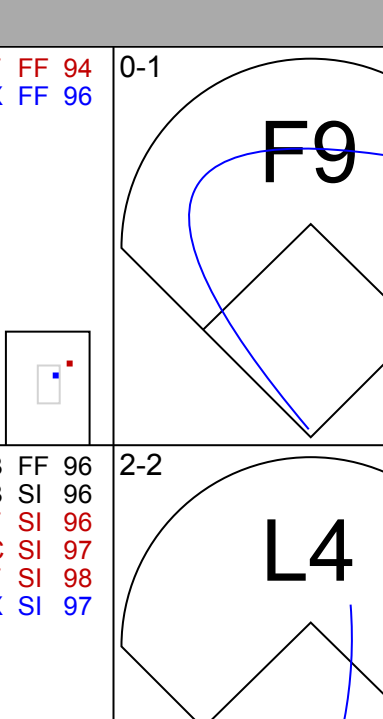
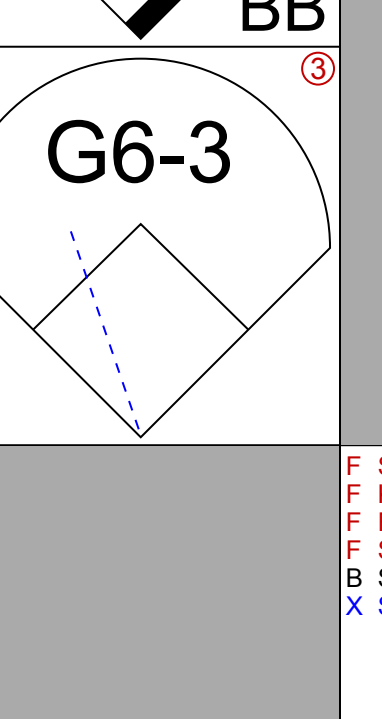
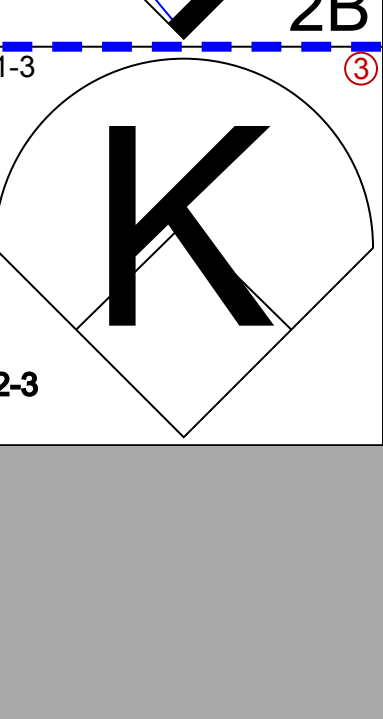
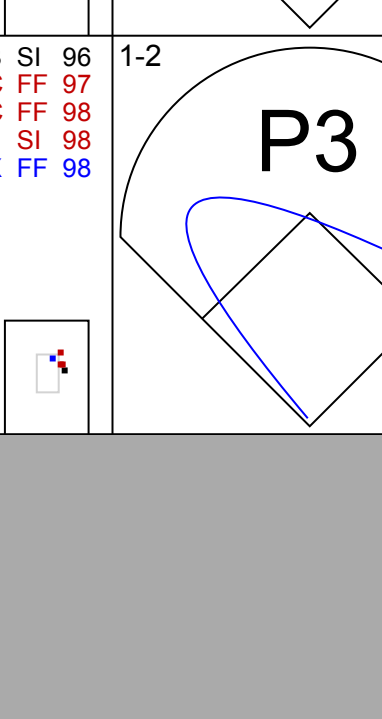
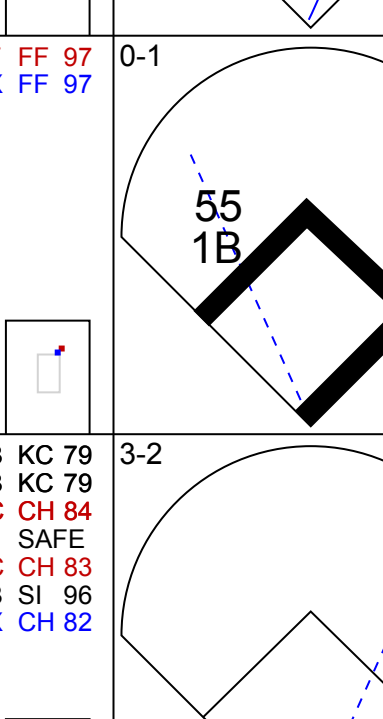
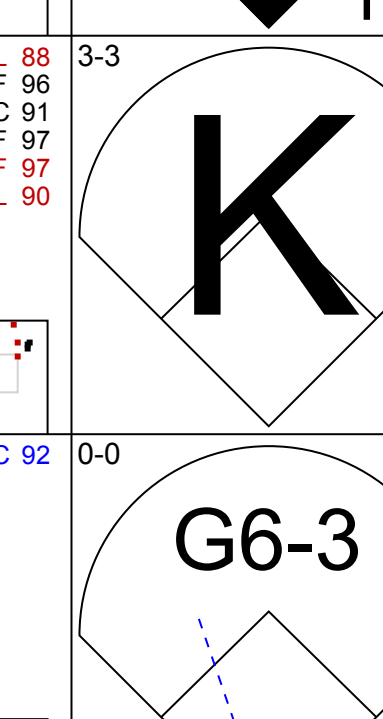

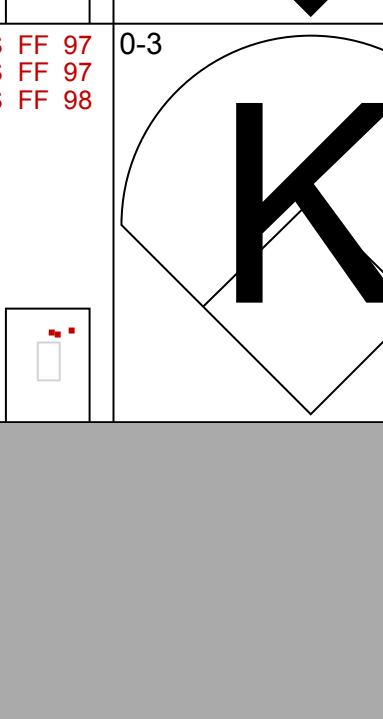
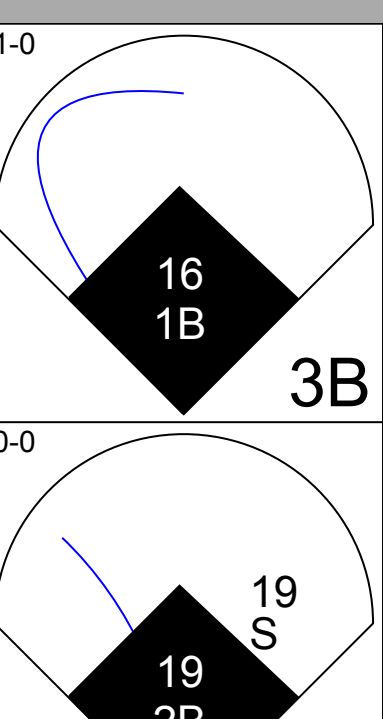
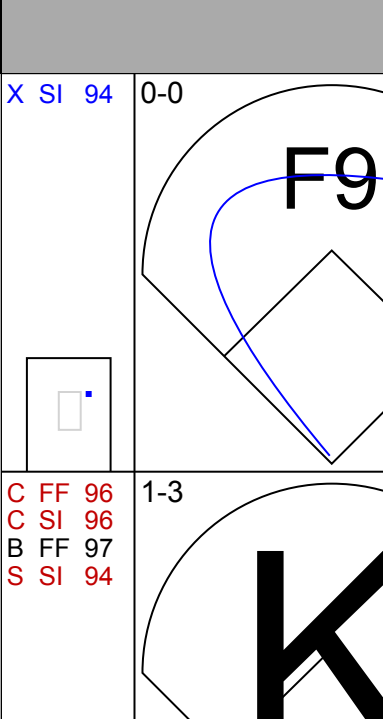
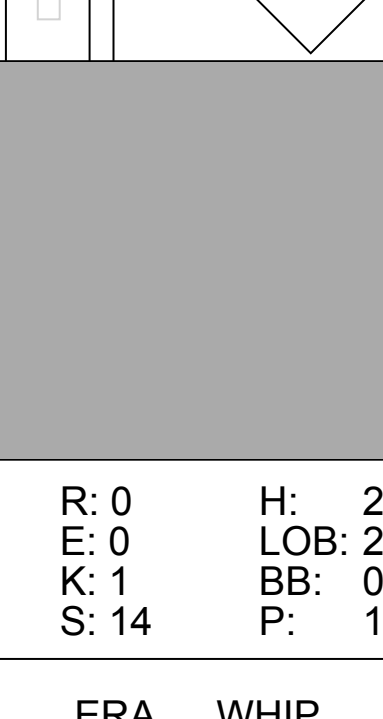
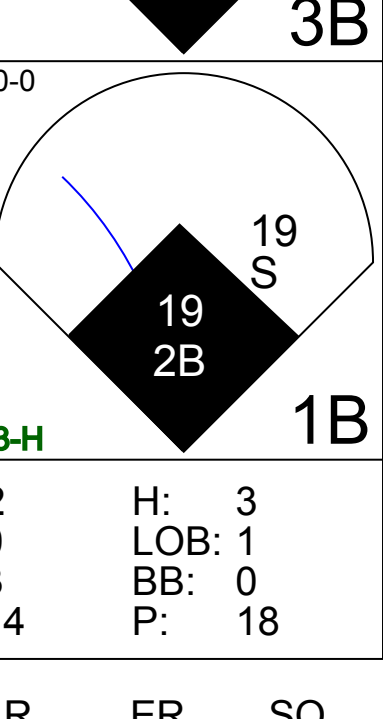
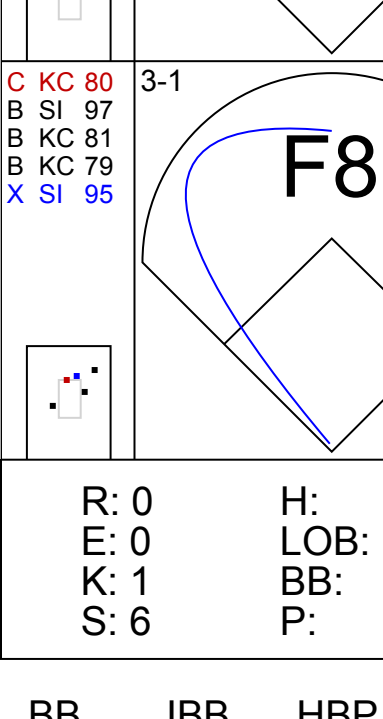

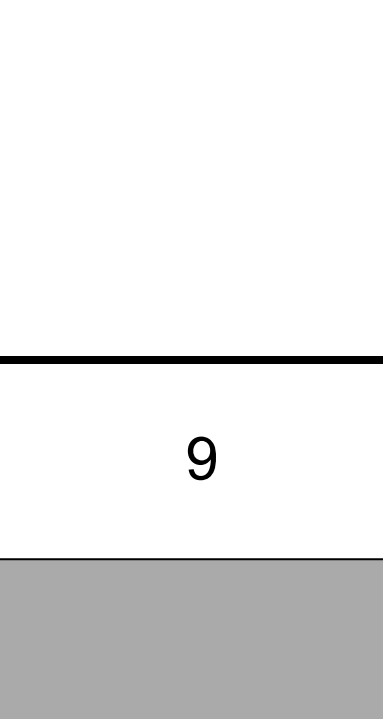













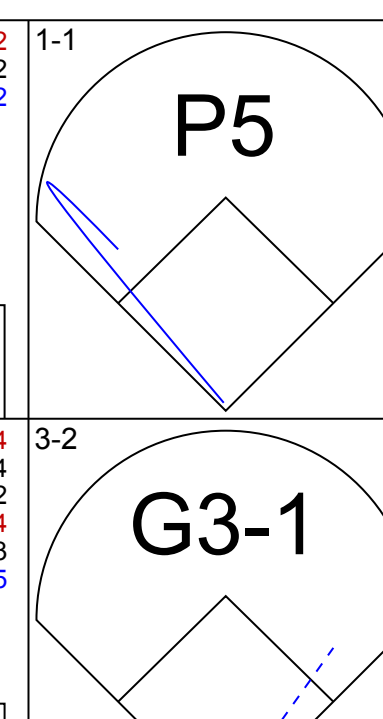
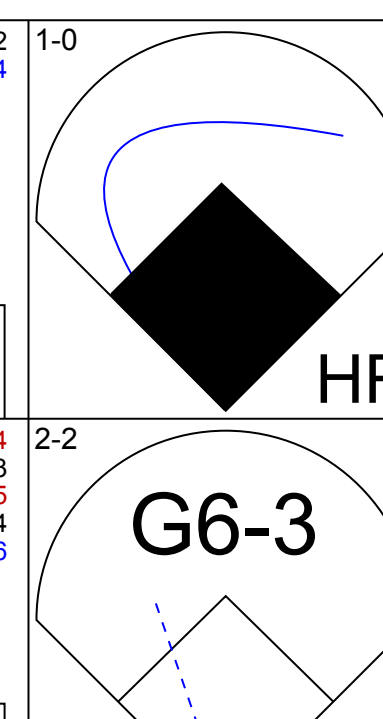
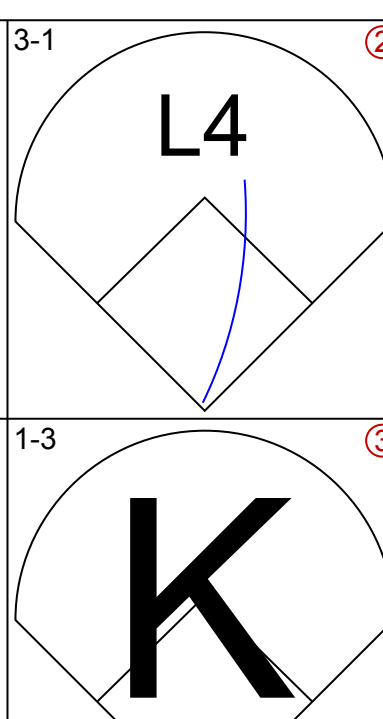
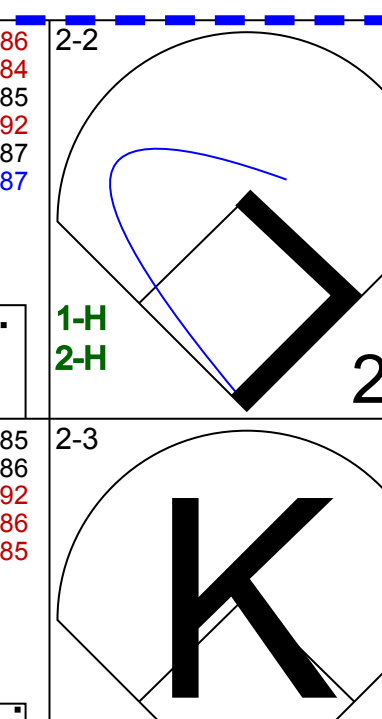
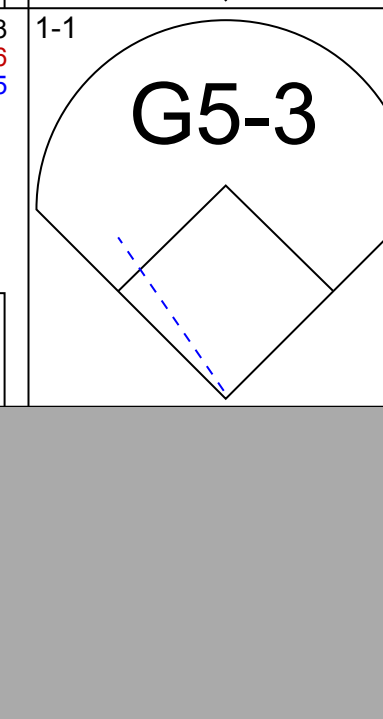
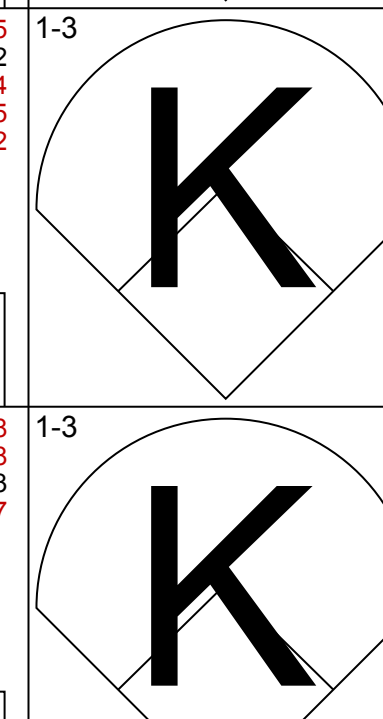





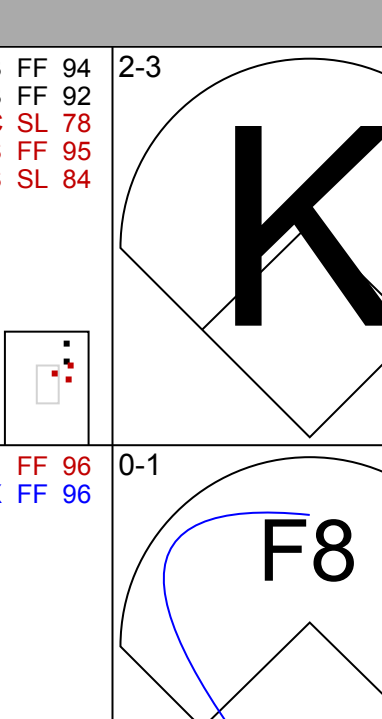

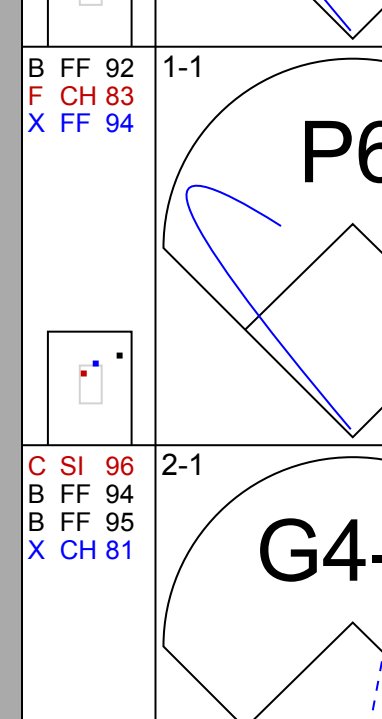
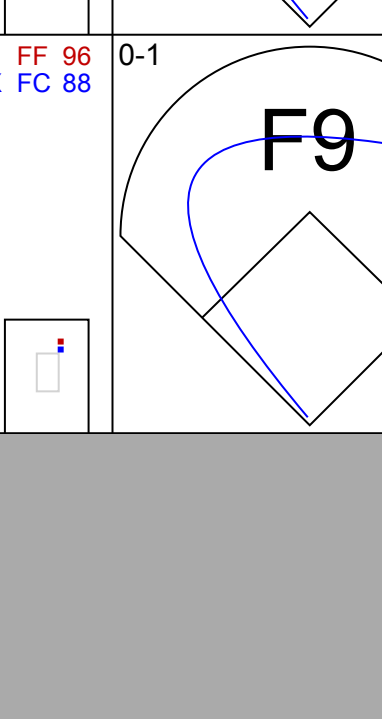
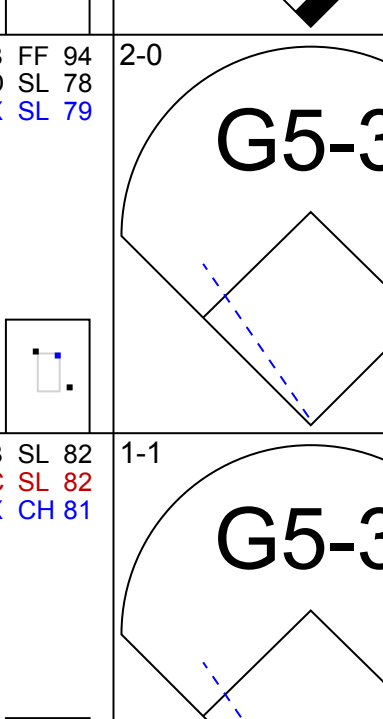


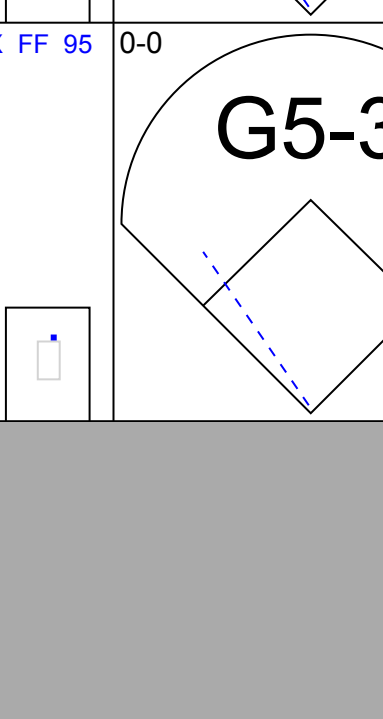
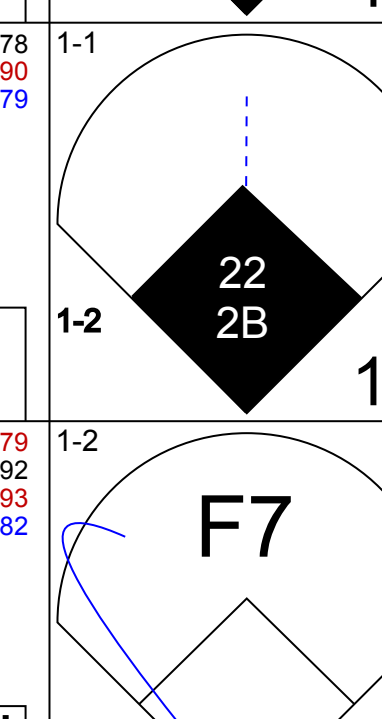
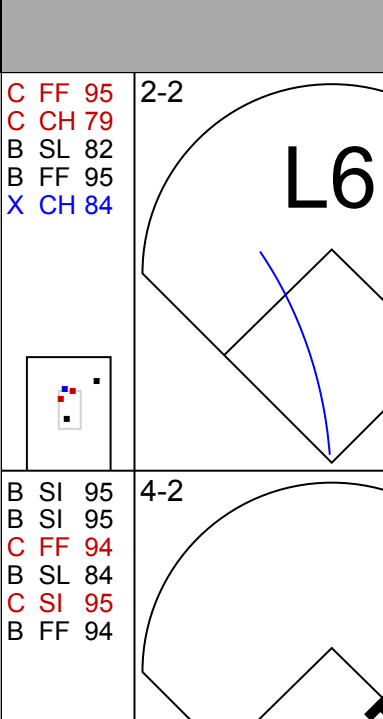
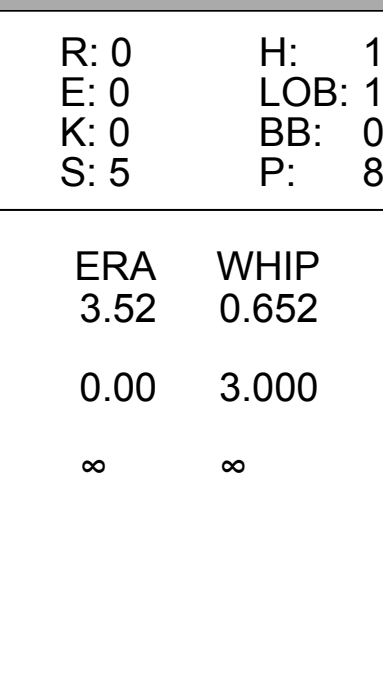
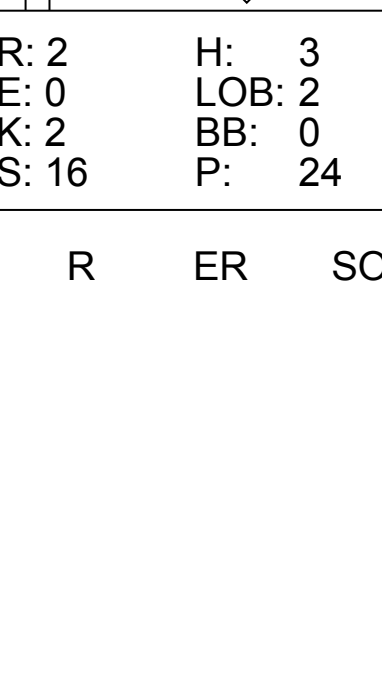
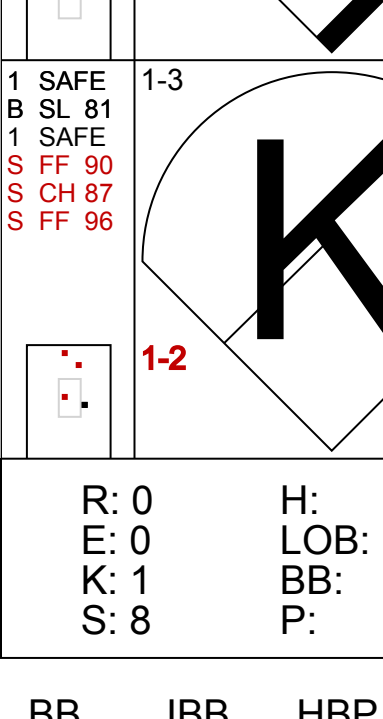


Batter	1	2	3	4	5	6	7	8	9	AB	R	H	RBI	BB	SO	LOB	TOP					
28 Chris Heisey, R OBP: 0.321, SLG: 0.459										4	0	0	0	0	0	3	1					
4 Brandon Phillips, R OBP: 0.351, SLG: 0.416										4	0	1	0	0	0	1	1					
19 Joey Votto, L OBP: 0.440, SLG: 0.503										3	0	1	1	1	2	0						
27 Scott Rolen, R OBP: 0.290, SLG: 0.411										4	0	0	0	0	2	3						
32 Jay Bruce, L OBP: 0.343, SLG: 0.510										4	1	1	1	0	1	0						
31 Jonny Gomes, R OBP: 0.348, SLG: 0.441										4	0	1	0	0	2	0						
55 Ramon Hernandez, R OBP: 0.367, SLG: 0.506										4	0	1	0	0	0	0						
6 Drew Stubbs, R OBP: 0.328, SLG: 0.411										4	1	2	0	0	2	2						
16 Edgar Renteria, R OBP: 0.314, SLG: 0.254										3	1	1	1	0	1	0						
<b>Inning Stats</b>	R: 0 E: 0 K: 2 S: 8	H: 0 LOB: 0 BB: 0 P: 11	R: 0 E: 0 K: 2 S: 10	H: 0 LOB: 0 BB: 0 P: 13	R: 0 E: 0 K: 1 S: 6	H: 0 LOB: 0 BB: 0 P: 10	R: 0 E: 0 K: 1 S: 8	H: 2 LOB: 2 BB: 0 P: 9	R: 0 E: 0 K: 1 S: 14	H: 1 LOB: 2 BB: 1 P: 28	R: 0 E: 0 K: 1 S: 11	H: 0 LOB: 0 BB: 0 P: 15	R: 2 E: 0 K: 3 S: 14	H: 3 LOB: 1 BB: 0 P: 18	R: 1 E: 0 K: 1 S: 9	H: 2 LOB: 0 BB: 0 P: 18	1B: 4 2B: 2 3B: 1 HR: 1	SF: 0 SAC: 0 DP: 0 HBP: 0	WP: 1 PB: 0 SB: 1 CS: 1	PA: 36		
<b>PITCHER</b>	IP	WLS	BF	H	R	ER	SO	BB	IBB	HBP	BLK	WP	HR	S	P	ERA	WHIP					
14 David Price, L ERA: 3.43	7.2		30	6	2	2	12	1	0	0	0	0	0	87	119	2.35	0.913					
62 Joel Peralta, R ERA: 3.96	0.1	W	4	2	1	1	1	0	0	0	0	0	1	0	3	4	0.00	0.000				
43 Kyle Farnsworth, R ERA: 2.2	1.0		4	2	1	1	1	0	0	0	0	0	0	1	9	18	9.00	2.000				

Cincinnati Reds @ Tampa Bay Rays  
Tropicana Field, St. Petersburg, FL  
Tue Jun 28 2011, 7:12 PM - 9:56 PM EDT  
Att: 20,894 - Dome - 72 F

livebaseballscorecards.com

AB 34  
R 3  
H 8  
RBI 3  
BB 1  
SO 14  
LOB 7



Batter	1	2	3	4	5	6	7	8	9	AB	R	H	RBI	BB	SO	LOB	BOTTOM					
22 Johnny Damon, L OBP: 0.321, SLG: 0.423										4	1	2	3	0	0	0						
18 Ben Zobrist, S OBP: 0.347, SLG: 0.475										4	0	0	0	0	2	2						
3 Evan Longoria, R OBP: 0.341, SLG: 0.481										4	1	1	1	0	1	0						
20 Matt Joyce, L OBP: 0.371, SLG: 0.534										3	0	0	0	0	2	0						
11 Casey Kotchman, L OBP: 0.395, SLG: 0.464										3	0	1	0	0	0	0						
2 B.J. Upton, R OBP: 0.308, SLG: 0.385										3	0	0	0	0	1	1						
28 John Jaso, L OBP: 0.291, SLG: 0.337										3	0	1	0	0	0	1						
16 Justin Ruggiano, R OBP: 0.333, SLG: 0.508										0	1	0	0	0	0	0						
10 Kelly Shoppach, R OBP: 0.278, SLG: 0.309										0	0	0	0	0	0	0						
5 Sam Fuld, L OBP: 0.298, SLG: 0.360										2	1	1	0	1	0	1						
15 Reid Brignac, L OBP: 0.228, SLG: 0.213										3	0	0	0	0	1	3						
<b>Inning Stats</b>	R: 0 E: 0 K: 0 S: 7	H: 0 LOB: 0 BB: 0 P: 12	R: 0 E: 0 K: 1 S: 7	H: 0 LOB: 0 BB: 0 P: 9	R: 0 E: 0 K: 1 S: 8	H: 0 LOB: 0 BB: 1 P: 15	R: 1 E: 0 K: 2 S: 11	H: 1 LOB: 0 BB: 0 P: 16	R: 0 E: 0 K: 0 S: 5	H: 0 LOB: 0 BB: 0 P: 8	R: 0 E: 0 K: 1 S: 9	H: 0 LOB: 0 BB: 0 P: 15	R: 0 E: 0 K: 0 S: 5	H: 0 LOB: 0 BB: 0 P: 9	R: 2 E: 0 K: 2 S: 16	H: 3 LOB: 2 BB: 0 P: 24	R: 1 E: 0 K: 0 S: 2	H: 1 LOB: 0 BB: 0 P: 2	1B: 2 2B: 2 3B: 0 HR: 2	SF: 0 SAC: 0 DP: 0 HBP: 0	WP: 0 PB: 0 SB: 0 CS: 1	PA: 30
<b>PITCHER</b>	IP	WLS	BF	H	R	ER	SO	BB	IBB	HBP	BLK	WP	HR	S	P	ERA	WHIP					
47 Johnny Cueto, R ERA: 1.84	7.2		27	4	3	3	6	1	0	0	0	0	0	61	97	3.52	0.652					
45 Bill Bray, L ERA: 1.69	0.1	B	2	1	0	0	1	0	0	0	0	0	0	7	11	0.00	3.000					
66 Logan Ondrusek, R ERA: 1.88	0.0	L	1	1	1	1	0	0	0	0	0	0	1	2	2	∞	∞					

Cincinnati Reds @ Tampa Bay Rays  
Tropicana Field, St. Petersburg, FL  
Tue Jun 28 2011, 7:12 PM - 9:56 PM EDT  
Att: 20,894 - Dome - 72 F

livebaseballscorecards.com

AB 29  
R 4  
H 6  
RBI 4  
BB 1  
SO 7  
LOB 8









Batter	1	2	3	4	5	6	7	8	9	AB	R	H	RBI	BB	SO	LOB	TOP										
Ryan Theriot, R OBP: 0.345, SLG: 0.351	F9	G1-3					F8			5	0	2	0	0	0	2											
19 Jon Jay, L OBP: 0.253, SLG: 0.444	G3		F8			K		F8		5	0	1	0	0	1	2											
7 Matt Holliday, R OBP: 0.423, SLG: 0.551	L7				P6			F7	FC6-4	5	0	1	0	0	0	4											
12 Lance Berkman, S OBP: 0.407, SLG: 0.593			G1-3			F7				3	2	1	0	1	0	3											
23 David Freese, R OBP: 0.400, SLG: 0.471										3	1	1	0	1	0	1											
8 Nick Punto, S OBP: 0.369, SLG: 0.438			G6-3							0	1	0	0	0	0	0											
28 Colby Rasmus, L OBP: 0.347, SLG: 0.443					L8					4	1	1	4	0	1	1											
4 Yadier Molina, R OBP: 0.330, SLG: 0.404					F8					4	0	1	1	0	0	1											
38 Mark Hamilton, L OBP: 0.233, SLG: 0.225										2	0	0	0	1	1	0											
33 Daniel Descalso, L OBP: 0.315, SLG: 0.354					G5-3					1	0	0	0	0	0	0											
55 Skip Schumaker, L OBP: 0.291, SLG: 0.348										4	0	1	0	0	1	2											
<b>Inning Stats</b>	R: 0 H: 0 E: 0 K: 0 S: 8	H: 0 LOB: 0 BB: 0 P: 10	R: 2 H: 3 E: 0 K: 0 S: 12	H: 3 LOB: 2 BB: 1 P: 24	R: 0 H: 1 E: 0 K: 0 S: 7	H: 1 LOB: 1 BB: 0 P: 10	R: 0 H: 0 E: 0 K: 0 S: 5	H: 0 LOB: 0 BB: 0 P: 7	R: 0 H: 2 E: 0 K: 1 S: 12	H: 2 LOB: 2 BB: 0 P: 14	R: 0 H: 0 E: 0 K: 1 S: 9	H: 0 LOB: 0 BB: 0 P: 12	R: 0 H: 0 E: 0 K: 1 S: 7	H: 0 LOB: 0 BB: 0 P: 14	R: 3 H: 1 E: 0 K: 0 S: 14	H: 1 LOB: 1 BB: 2 P: 27	R: 0 H: 2 E: 0 K: 1 S: 11	H: 2 LOB: 2 BB: 0 P: 15	1B: 6 2B: 2 3B: 0 HR: 1	SF: 0 SAC: 0 DP: 0 HBP: 0	WP: 0 PB: 0 SB: 0 CS: 0	PA: 39					
<b>PITCHER</b>	IP	WLS	BF	H	R	ER	SO	BB	IBB	HBP	BLK	WP	HR	S	P	ERA	WHIP										
40 Wade Davis, R ERA: 4.2	7.0	L	28	6	2	2	3	1	0	0	0	0	0	60	91	2.57	1.000										
39 J.P. Howell, L ERA: 10.32	0.2		5	1	3	3	0	2	0	0	1	0	1	13	24	40.50	4.500										
36 Adam Russell, R ERA: 2.45	0.1		1	0	0	0	0	0	0	0	0	0	0	1	3	0.00	0.000										
27 Cesar Ramos, L ERA: 3.96	0.2		4	2	0	0	1	0	0	0	0	0	0	8	12	0.00	3.000										
62 Joel Peralta, R ERA: 3.93	0.1		1	0	0	0	0	0	0	0	0	0	0	3	3	0.00	0.000										

St. Louis Cardinals @ Tampa Bay Rays  
Tropicana Field, St. Petersburg, FL  
Fri Jul 01 2011, 7:10 PM - 9:51 PM EDT  
Att: 19,934 - Dome - 72 F

AB 36  
R 5  
H 9  
RBI 5  
BB 3  
SO 4  
LOB 16



Batter	1	2	3	4	5	6	7	8	9	AB	R	H	RBI	BB	SO	LOB	BOTTOM										
22 Johnny Damon, L OBP: 0.316, SLG: 0.416	G4-3		P6							4	0	0	0	0	1	1											
18 Ben Zobrist, S OBP: 0.348, SLG: 0.467	G4-3									3	0	0	0	1	1	1											
3 Evan Longoria, R OBP: 0.342, SLG: 0.484	L9									3	1	1	1	1	1	0											
20 Matt Joyce, L OBP: 0.367, SLG: 0.537										4	1	1	2	0	2	2											
2 B.J. Upton, R OBP: 0.307, SLG: 0.394										4	0	1	0	0	1	0											
11 Casey Kotchman, L OBP: 0.394, SLG: 0.455										3	0	0	0	1	0	1											
28 John Jaso, L OBP: 0.290, SLG: 0.335										4	0	1	0	0	0	1											
5 Sam Fuld, L OBP: 0.293, SLG: 0.354										4	0	0	0	0	2	3											
15 Reid Brignac, L OBP: 0.231, SLG: 0.215										3	1	1	0	0	1	0											
<b>Inning Stats</b>	R: 0 H: 0 E: 0 K: 0 S: 10	H: 1 LOB: 2 BB: 1 P: 22	R: 0 H: 0 E: 0 K: 2 S: 11	H: 0 LOB: 2 BB: 2 P: 21	R: 0 H: 1 E: 0 K: 1 S: 11	H: 1 LOB: 1 BB: 0 P: 16	R: 0 H: 0 E: 0 K: 1 S: 7	H: 0 LOB: 0 BB: 0 P: 12	R: 0 H: 0 E: 0 K: 0 S: 6	H: 0 LOB: 0 BB: 0 P: 10	R: 3 H: 3 E: 0 K: 1 S: 20	H: 3 LOB: 0 BB: 0 P: 30	R: 0 H: 0 E: 0 K: 1 S: 7	H: 0 LOB: 0 BB: 0 P: 10	1B: 3 2B: 1 3B: 0 HR: 1	SF: 0 SAC: 0 DP: 0 HBP: 0	WP: 0 PB: 0 SB: 0 CS: 0	PA: 35									
<b>PITCHER</b>	IP	WLS	BF	H	R	ER	SO	BB	IBB	HBP	BLK	WP	HR	S	P	ERA	WHIP										
35 Jake Westbrook, R ERA: 4.92	7.0	W	26	2	0	0	7	3	0	0	0	0	0	69	112	0.00	0.714										
62 Lance Lynn, R ERA: 4.95	1.0		6	3	3	3	1	0	0	0	0	0	1	20	30	27.00	3.000										
59 Fernando Salas, R ERA: 2.61	1.0	S	3	0	0	0	1	0	0	0	0	0	0	7	10	0.00	0.000										

St. Louis Cardinals @ Tampa Bay Rays  
Tropicana Field, St. Petersburg, FL  
Fri Jul 01 2011, 7:10 PM - 9:51 PM EDT  
Att: 19,934 - Dome - 72 F

AB 32  
R 3  
H 5  
RBI 3  
BB 3  
SO 9  
LOB 9



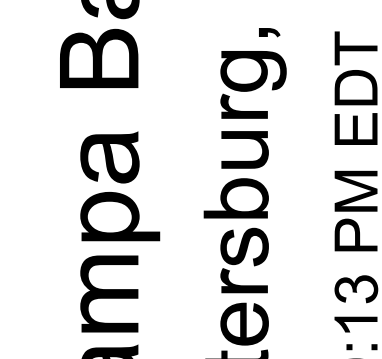


Batter	1	2	3	4	5	6	7	8	9	AB	R	H	RBI	BB	SO	LOB	TOP																						
8 Nick Punto, S OBP: 0.360, SLG: 0.423 (1, 6)			L4		G4-3				K	5	0	1	0	0	2	1	<b>St. Louis Cardinals @ Tampa Bay Rays</b> Tropicana Field, St. Petersburg, FL Sat Jul 02 2011, 7:12 PM - 10:13 PM EDT Att: 23,897 - Dome - 72 F																						
19 Jon Jay, L OBP: 0.350, SLG: 0.436 (1, 9)			G6-3				F7		F9	4	0	0	0	1	1	3																							
7 Matt Holliday, R OBP: 0.420, SLG: 0.545 (1, 10)			F9				G6-4-3			4	0	1	0	0	1	3																							
12 Lance Berkman, S OBP: 0.408, SLG: 0.602 48 Tony Cruz, R OBP: 0.342, SLG: 0.371 (1, 7)			G4-3							3	1	1	1	1	0	2																							
23 David Freese, R OBP: 0.416, SLG: 0.481 38 Mark Hamilton, L OBP: 0.227, SLG: 0.220 (8, PH)										0	0	0	0	0	0	0																							
28 Colby Rasmus, L OBP: 0.342, SLG: 0.436 (1, 8)										2	0	2	0	1	0	0																							
4 Yadier Molina, R OBP: 0.332, SLG: 0.406 Ryan Theriot, R OBP: 0.345, SLG: 0.351 (8, 6)										1	0	0	0	0	0	1																							
33 Daniel Descalso, L OBP: 0.314, SLG: 0.352 (1, 5)										4	0	1	0	0	2	3																							
55 Skip Schumaker, L OBP: 0.296, SLG: 0.352 (8, 7)										4	0	2	0	0	0	5																							
<b>Inning Stats</b>	R: 0 E: 0 K: 2 S: 11	H: 1 LOB: 1 BB: 0 P: 17	R: 0 E: 0 K: 1 S: 11	H: 1 LOB: 2 BB: 1 P: 19	R: 0 E: 0 K: 0 S: 6	H: 0 LOB: 0 BB: 0 P: 8	R: 1 E: 0 K: 1 S: 12	H: 4 LOB: 2 BB: 0 P: 15	R: 0 E: 0 K: 1 S: 9	H: 0 LOB: 1 BB: 1 P: 16	R: 0 E: 0 K: 0 S: 10	H: 1 LOB: 1 BB: 0 P: 17	R: 0 E: 0 K: 0 S: 12	H: 2 LOB: 0 BB: 0 P: 21	R: 0 E: 0 K: 0 S: 10	H: 0 LOB: 1 BB: 1 P: 21		R: 0 E: 0 K: 2 S: 14	H: 1 LOB: 1 BB: 0 P: 23	1B: 9 2B: 0 3B: 0 HR: 1	SF: 0 SAC: 0 DP: 2 HBP: 0	WP: 1 PB: 0 CS: 0	PA: 38																
<b>PITCHER</b>	IP	WLS	BF	H	R	ER	SO	BB	IBB	HBP	BLK	WP	HR	S	P	ERA	WHIP	<b>PITCHER</b>	IP	WLS	BF	H	R	ER	SO	BB	IBB	HBP	BLK	WP	HR	S	P	ERA	WHIP				
34 Jeff Niemann, R ERA: 5.05 (1, 1)	6.0	W	28	9	1	1	5	2	0	0	0	1	1	62	98	1.50	1.833	43 Kyle Farnsworth, R ERA: 2.18 (9, 1)	0.1		1	0	0	0	0	0	0	0	0	0	0	0	0	0	0.00	0.000			
27 Cesar Ramos, L ERA: 3.91 (7, 1)	0.1	H	1	0	0	0	0	0	0	0	0	0	0	5	8	0.00	0.000																						
37 Juan Cruz, R ERA: 2.93 (8, 1)	1.0	H	3	0	0	0	0	1	0	0	0	0	0	7	17	0.00	1.000																						
39 J.P. Howell, L ERA: 10.03 (8, 1)	0.1		1	0	0	0	0	0	0	0	0	0	0	3	5	0.00	0.000																						
62 Joel Peralta, R ERA: 5.82 (8, 1)	1.0		4	1	0	0	2	0	0	0	0	0	0	14	22	0.00	1.000																						

AB 35  
R 1  
H 10  
RBI 1  
BB 3  
SO 7  
LOB 24



AB 31  
R 5  
H 10  
RBI 5  
BB 2  
SO 5  
LOB 16









Batter	1	2	3	4	5	6	7	8	9	AB	R	H	RBI	BB	SO	LOB	TOP			
22 Johnny Damon, L (1, 10) OBP: 0.327, SLG: 0.433										4	0	1	0	0	3	1	<p>Tampa Bay Rays @ Minnesota Twins Target Field, Minneapolis, MN Mon Jul 04 2011, 1:11 PM - 3:34 PM CDT Att: 39,528 - Sunny - 83 F</p>			
1 Sean Rodriguez, R (1, 4) OBP: 0.311, SLG: 0.405										4	0	2	0	0	0	1				
3 Evan Longoria, R (1, 5) OBP: 0.395, SLG: 0.465										4	0	0	0	0	1	4				
2 B.J. Upton, R (1, 8) OBP: 0.317, SLG: 0.399										3	0	1	0	1	1	1				
16 Justin Ruggiano, R (1, 7) OBP: 0.307, SLG: 0.493										4	0	0	0	0	0	4				
11 Casey Kotchman, L (1, 3) OBP: 0.295, SLG: 0.458										4	0	2	0	0	1	0				
10 Kelly Shoppach, R (1, 2) OBP: 0.265, SLG: 0.286										3	0	0	0	1	0	1				
20 Matt Joyce, L (1, 9) OBP: 0.359, SLG: 0.522										2	0	0	0	1	1	2				
9 Elliot Johnson, S (1, 6) OBP: 0.279, SLG: 0.360										2	0	0	0	1	0	1				
<b>Inning Stats</b>	R: 0 E: 0 K: 0 S: 10	H: 2 LOB: 2 BB: 1 P: 15	R: 0 E: 0 K: 0 S: 8	H: 1 LOB: 1 BB: 1 P: 16	R: 0 E: 0 K: 1 S: 7	H: 0 LOB: 0 BB: 0 P: 8	R: 0 E: 0 K: 0 S: 11	H: 2 LOB: 2 BB: 1 P: 18	R: 0 E: 0 K: 1 S: 8	H: 0 LOB: 1 BB: 1 P: 14	R: 0 E: 0 K: 0 S: 7	H: 0 LOB: 0 BB: 0 P: 10	R: 0 E: 0 K: 3 S: 12	H: 1 LOB: 1 BB: 0 P: 18	R: 0 E: 0 K: 1 S: 7	H: 0 LOB: 0 BB: 0 P: 9	1B: 6 2B: 0 3B: 0 HR: 0	SF: 0 SAC: 0 DP: 2 HBP: 0	WP: 0 PB: 0 SB: 0 CS: 1	PA: 34
<b>PITCHER</b> 52 Brian Duensing, L (1, 1) ERA: 4.25	IP: 9.0 WLS: W BF: 34	H: 6 R: 0 ER: 0 SO: 7	BB: 4 IBB: 0 HBP: 0 BLK: 0	WP: 0 HR: 0 S: 76 P: 119	ERA: 0.00 WHIP: 1.111	<b>PITCHER</b>										IP: 9.0 WLS: W BF: 34	H: 6 R: 0 ER: 0 SO: 7	BB: 4 IBB: 0 HBP: 0 BLK: 0	WP: 0 HR: 0 S: 76 P: 119	ERA: 0.00 WHIP: 1.111

AB	30
R	0
H	6
RBI	0
BB	4
SO	7
LOB	15



Batter	1	2	3	4	5	6	7	8	9	AB	R	H	RBI	BB	SO	LOB	BOTTOM			
11 Ben Revere, L (1, 8) OBP: 0.306, SLG: 0.305										4	0	0	1	0	0	1	<p>Tampa Bay Rays @ Minnesota Twins Target Field, Minneapolis, MN Mon Jul 04 2011, 1:11 PM - 3:34 PM CDT Att: 39,528 - Sunny - 83 F</p>			
12 Alexi Casilla, S (1, 4) OBP: 0.307, SLG: 0.340										4	0	0	0	0	0	1				
7 Joe Mauer, L (1, 2) OBP: 0.296, SLG: 0.281										3	1	0	0	0	0	0				
5 Michael Cuddyer, R (1, 9) OBP: 0.359, SLG: 0.469										3	2	1	1	1	0	1				
22 Danny Valencia, R (1, 10) OBP: 0.286, SLG: 0.395										4	2	3	3	0	1	0				
38 Luke Hughes, R (1, 3) OBP: 0.285, SLG: 0.311										4	0	0	0	0	3	2				
18 Jason Repko, R (1, 7) OBP: 0.289, SLG: 0.256										4	1	2	0	0	0	1				
20 Matt Tolbert, S (1, 5) OBP: 0.239, SLG: 0.273										3	1	0	0	1	1	1				
1 Tsuyoshi Nishioka, S (1, 6) OBP: 0.262, SLG: 0.247										3	0	1	2	0	1	0				
<b>Inning Stats</b>	R: 0 E: 1 K: 0 S: 7	H: 0 LOB: 1 BB: 0 P: 11	R: 3 E: 0 K: 1 S: 13	H: 3 LOB: 1 BB: 1 P: 20	R: 1 E: 0 K: 2 S: 10	H: 1 LOB: 0 BB: 0 P: 15	R: 0 E: 0 K: 2 S: 8	H: 0 LOB: 0 BB: 0 P: 14	R: 0 E: 0 K: 1 S: 11	H: 1 LOB: 1 BB: 0 P: 18	R: 0 E: 0 K: 0 S: 4	H: 0 LOB: 0 BB: 0 P: 5	R: 3 E: 0 K: 0 S: 7	H: 2 LOB: 1 BB: 1 P: 17	R: 0 E: 0 K: 0 S: 7	H: 0 LOB: 0 BB: 0 P: 9	1B: 3 2B: 2 3B: 0 HR: 2	SF: 0 SAC: 0 DP: 0 HBP: 1	WP: 0 PB: 0 SB: 0 CS: 0	PA: 35
<b>PITCHER</b> 14 David Price, L (1, 1) ERA: 3.96 27 Cesar Ramos, L (7, 1) ERA: 4.05 36 Adam Russell, R (8, 1) ERA: 3.0	IP: 6.0 WLS: L BF: 25	H: 4 R: 0 ER: 4 SO: 6	BB: 1 IBB: 0 HBP: 0 BLK: 0	WP: 0 HR: 1 S: 57 P: 92	ERA: 6.00 WHIP: 1.000	<b>PITCHER</b>										IP: 1.1 WLS: 5 BF: 5	H: 0 R: 1 ER: 1 SO: 0	BB: 0 IBB: 0 HBP: 0 BLK: 0	WP: 0 HR: 0 S: 6 P: 10	ERA: 6.75 WHIP: 0.000

AB	32
R	7
H	7
RBI	7
BB	2
SO	6
LOB	7





Batter	1	2	3	4	5	6	7	8	9	AB	R	H	RBI	BB	SO	LOB	TOP			
22 Johnny Damon, L (1, 10) OBP: 0.323, SLG: 0.426										5	0	0	0	0	2	3	<p><b>Tampa Bay Rays @ Minnesota Twins</b> Target Field, Minneapolis, MN Tue Jul 05 2011, 7:12 PM - 9:56 PM CDT Att: 38,613 - Partly Cloudy - 84 F</p> <p>livebaseballscores.com</p>			
18 Ben Zobrist, S (1, 4) OBP: 0.346, SLG: 0.462										4	1	3	0	0	0	1				
3 Evan Longoria, R (1, 5) OBP: 0.325, SLG: 0.456										4	0	0	0	0	0	3				
20 Matt Joyce, L (1, 9) OBP: 0.354, SLG: 0.514										4	0	0	0	0	0	3				
2 B.J. Upton, R (1, 8) OBP: 0.319, SLG: 0.410										4	1	2	1	0	2	0				
11 Casey Kotchman, L (1, 3) OBP: 0.297, SLG: 0.454										4	0	1	0	0	0	1				
15 Reid Brignac, L (9, PR) OBP: 0.233, SLG: 0.217										2	0	0	0	0	1	2				
28 John Jaso, L (1, 2) OBP: 0.272, SLG: 0.349										2	0	0	0	0	1	2				
1 Sean Rodriguez, R (7, PH) OBP: 0.308, SLG: 0.400										2	0	0	0	0	0	1				
5 Sam Fuld, L (1, 7) OBP: 0.296, SLG: 0.353										3	0	1	0	1	0	1				
9 Elliot Johnson, S (1, 6) OBP: 0.272, SLG: 0.350										3	0	0	0	0	0	2				
10 Kelly Shoppach, R (7, 2) OBP: 0.270, SLG: 0.286										0	0	0	0	1	0	0				
<b>Inning Stats</b>	R: 0 E: 0 K: 1 S: 9	H: 1 LOB: 1 BB: 0 P: 11	R: 0 E: 0 K: 2 S: 8	H: 0 LOB: 0 BB: 0 P: 10	R: 0 E: 0 K: 0 S: 6	H: 0 LOB: 0 BB: 0 P: 10	R: 1 E: 1 K: 0 S: 14	H: 2 LOB: 2 BB: 0 P: 19	R: 0 E: 0 K: 0 S: 7	H: 0 LOB: 1 BB: 1 P: 12	R: 0 E: 0 K: 1 S: 9	H: 0 LOB: 0 BB: 0 P: 15	R: 0 E: 1 K: 0 S: 11	H: 1 LOB: 1 BB: 0 P: 14	R: 0 E: 0 K: 1 S: 9	H: 1 LOB: 1 BB: 1 P: 13	1B: 5 2B: 1 3B: 0 HR: 1	SF: 0 SAC: 0 DP: 0 HBP: 0	WP: 1 PB: 0 SB: 1 CS: 0	PA: 37
<b>PITCHER</b>	IP: 5.0 WLS: W BF: 20 ERA: 3.01	WLS: H BF: 6 ERA: 4.7	H: 3 R: 1 ER: 0 SO: 3	R: 1 ER: 0 SO: 1	BB: 1 IBB: 0 HBP: 0 BLK: 0	IBB: 0 HBP: 0 BLK: 0	WP: 1 HR: 0 S: 44 P: 62	HR: 0 S: 16 P: 24	ERA: 0.00 WHIP: 0.600	IP: 0.1 WLS: S BF: 1 ERA: 1.78	WLS: H BF: 1 ERA: 4.7	H: 0 R: 0 ER: 0 SO: 0	R: 0 ER: 0 SO: 0	BB: 0 IBB: 0 HBP: 0 BLK: 0	WP: 0 HR: 0 S: 2 P: 3	ERA: 0.00 WHIP: 0.000				
30 Scott Baker, R (1, 1) ERA: 3.01	54 Phil Dumatrai, L (6, 1) ERA: 4.7	31 Alex Burnett, R (7, 1) ERA: 5.25	36 Joe Nathan, R (8, 1) ERA: 6.2	55 Matt Capps, R (9, 1) ERA: 4.79																

Batter	1	2	3	4	5	6	7	8	9	AB	R	H	RBI	BB	SO	LOB	BOTTOM			
11 Ben Revere, L (1, 8) OBP: 0.311, SLG: 0.310										4	2	2	0	0	1	0	<p><b>Tampa Bay Rays @ Minnesota Twins</b> Target Field, Minneapolis, MN Tue Jul 05 2011, 7:12 PM - 9:56 PM CDT Att: 38,613 - Partly Cloudy - 84 F</p> <p>livebaseballscores.com</p>			
12 Alex Casilla, S (1, 4) OBP: 0.310, SLG: 0.344										3	1	1	0	1	0	0				
7 Joe Mauer, L (1, 2) OBP: 0.284, SLG: 0.269										4	0	0	0	0	2	4				
5 Michael Cuddyer, R (1, 3) OBP: 0.362, SLG: 0.469										2	0	1	2	1	0	1				
25 Jim Thome, L (1, 10) OBP: 0.371, SLG: 0.468										2	0	0	0	1	0	1				
22 Danny Valencia, R (1, 5) OBP: 0.286, SLG: 0.395										3	0	1	0	0	1	2				
23 Rene Tosoni, L (1, 7) OBP: 0.230, SLG: 0.298										3	0	1	0	0	0	1				
18 Jason Repko, R (1, 9) OBP: 0.279, SLG: 0.247										3	0	0	0	0	2	2				
1 Tsuyoshi Nishioka, S (1, 6) OBP: 0.253, SLG: 0.238										3	0	0	0	0	0	0				
<b>Inning Stats</b>	R: 1 E: 0 K: 1 S: 8	H: 2 LOB: 0 BB: 0 P: 15	R: 0 E: 0 K: 1 S: 12	H: 1 LOB: 0 BB: 0 P: 20	R: 2 E: 1 K: 0 S: 13	H: 2 LOB: 1 BB: 1 P: 27	R: 0 E: 0 K: 2 S: 9	H: 1 LOB: 0 BB: 0 P: 13	R: 0 E: 0 K: 0 S: 6	H: 0 LOB: 0 BB: 0 P: 10	R: 0 E: 0 K: 1 S: 11	H: 0 LOB: 1 BB: 2 P: 20	R: 0 E: 0 K: 0 S: 11	H: 0 LOB: 0 BB: 0 P: 17	R: 0 E: 0 K: 1 S: 9	H: 0 LOB: 0 BB: 0 P: 13		1B: 5 2B: 1 3B: 0 HR: 0	SF: 0 SAC: 0 DP: 1 HBP: 0	WP: 0 PB: 0 SB: 0 CS: 0
<b>PITCHER</b>	IP: 6.0 WLS: L BF: 24 ERA: 2.47	WLS: H BF: 3 ERA: 3.72	H: 6 R: 0 ER: 0 SO: 0	R: 0 ER: 0 SO: 1	BB: 3 IBB: 0 HBP: 0 BLK: 0	IBB: 0 HBP: 0 BLK: 0	WP: 0 HR: 0 S: 59 P: 105	HR: 0 S: 11 P: 17	ERA: 3.00 WHIP: 1.500	IP: 0 WLS: S BF: 1 ERA: 9.24	WLS: H BF: 3 ERA: 9.24	H: 0 R: 0 ER: 0 SO: 0	R: 0 ER: 0 SO: 0	BB: 0 IBB: 0 HBP: 0 BLK: 0	WP: 0 HR: 0 S: 9 P: 13	ERA: 0.00 WHIP: 0.000				
33 James Shields, R (1, 1) ERA: 2.47	62 Joel Paralla, R (7, 1) ERA: 3.72	39 J.P. Howell, L (8, 1) ERA: 9.24																		

**Tampa Bay Rays @ Minnesota Twins**  
Target Field, Minneapolis, MN  
Tue Jul 05 2011, 7:12 PM - 9:56 PM CDT  
Att: 38,613 - Partly Cloudy - 84 F

livebaseballscores.com

AB 35  
R 2  
H 7  
RBI 1  
BB 2  
SO 5  
LOB 17

**Tampa Bay Rays @ Minnesota Twins**  
Target Field, Minneapolis, MN  
Tue Jul 05 2011, 7:12 PM - 9:56 PM CDT  
Att: 38,613 - Partly Cloudy - 84 F


livebaseballscores.com


AB 27  
R 3  
H 6  
RBI 2  
BB 3  
SO 6  
LOB 11







Batter	1	2	3	4	5	6	7	8	9	AB R H RBI BB SO LOB	TOP			
18 Ben Zobrist, S OBP: 0.358, SLG: 0.481	1-1 3B		1-1 HR	4-0 BB		0-0 1B			4-2 BB	3 2 3 1 2 0 0	<p><b>Tampa Bay Rays @ New York Yankees</b>  Yankee Stadium, Bronx, NY  Thu Jul 07 2011, 7:10 PM - 10:08 PM EDT  Att: 47,787 - Cloudy - 79 F</p> <p>livebaseballscores.com</p> <p>AB 35 R 5 H 12 RBI 5 BB 5 SO 5 LOB 22</p> 			
20 Matt Joyce, L OBP: 0.345, SLG: 0.502	4-1 BB		0-0 G4-3	0-0 F7		1-0 L7			0-2 K	4 0 0 0 1 1 5				
3 Evan Longoria, R OBP: 0.331, SLG: 0.474	1-0 BB		0-1 L7	1-2 G4-3		0-1 CS			3-3 K	5 0 2 1 0 1 4				
11 Casey Kotchman, L OBP: 0.401, SLG: 0.466	0-2 G4-6-3		0-1 2B			0-0 1B			2-1 F7	5 2 2 0 0 1 5				
2 B.J. Upton, R OBP: 0.320, SLG: 0.416	1-1 G4-3		0-0 1B	2-2 HR		1-0 FC5-4-3			1-0 FC5-4-3	4 1 2 3 0 0 2				
28 John Jaso, L OBP: 0.298, SLG: 0.341		4-2 BB	4-2 BB			0-0 F7			0-1 F7	2 0 0 0 2 0 0				
1 Sean Rodriguez, R OBP: 0.314, SLG: 0.413		0-2 1B	1-1 F7			0-2 G6-3			0-3 K	4 0 1 0 0 1 2				
5 Sam Fuld, L OBP: 0.299, SLG: 0.351		2-0 F8		1-1 F8		3-2 F7			1-1 L6	4 0 0 0 0 0 2				
15 Reid Brignac, L OBP: 0.238, SLG: 0.224		0-0 G4-6-3		2-2 1B		2-2 K			1-1 1B	4 0 2 0 0 1 2				
<b>Inning Stats</b>	R: 1 H: 2 E: 0 K: 0 S: 9	H: 1 R: 0 ER: 0 LOB: 1 BB: 1 P: 16	R: 2 H: 3 E: 0 K: 0 S: 12	H: 3 R: 0 ER: 0 LOB: 2 BB: 1 P: 18	R: 0 H: 1 E: 0 K: 0 S: 9	H: 2 R: 0 ER: 0 LOB: 0 BB: 0 P: 15	R: 0 H: 1 E: 0 K: 1 S: 7	H: 1 R: 0 ER: 0 LOB: 0 BB: 0 P: 10	R: 0 H: 0 E: 0 K: 1 S: 8	H: 1 R: 0 ER: 0 LOB: 2 BB: 1 P: 26	1B: 7 2B: 3 3B: 1 HR: 2	SF: 0 SAC: 0 DP: 3 HBP: 0	WP: 0 PB: 0 SB: 1 CS: 1	PA: 41
<b>PITCHER</b>	IP WLS BF H R ER SO BB IBB HBP BLK WP HR S P ERA WHIP											IP WLS BF H R ER SO BB IBB HBP BLK WP HR S P ERA WHIP		
40 Bartolo Colon, R ERA: 3.2	5.2 L 29 10 5 5 1 4 0 0 0 0 2 59 92 7.94 2.471													
64 Hector Noesi, R ERA: 3.2	3.1 11 2 0 0 4 1 0 0 0 0 0 29 43 0.00 0.900													

Batter	1	2	3	4	5	6	7	8	9	AB R H RBI BB SO LOB	BOTTOM			
2 Derek Jeter, R OBP: 0.321, SLG: 0.329	0-0 2B		1-0 G5-3			1-0 G5-3			2-2 G5-3	5 0 1 0 0 0 5	<p><b>Tampa Bay Rays @ New York Yankees</b>  Yankee Stadium, Bronx, NY  Thu Jul 07 2011, 7:10 PM - 10:08 PM EDT  Att: 47,787 - Cloudy - 79 F</p> <p>livebaseballscores.com</p> <p>AB 34 R 1 H 6 RBI 1 BB 3 SO 6 LOB 20</p> 			
14 Curtis Granderson, L OBP: 0.362, SLG: 0.563	2-0 G3		3-1 G3			2-3 K			3-3 K	4 0 0 0 0 2 1				
25 Mark Teixeira, S OBP: 0.348, SLG: 0.520	4-1 BB		1-0 F7			3-2 P5			4-2 BB	2 0 0 0 2 0 0				
13 Alex Rodriguez, R OBP: 0.366, SLG: 0.485	1-3 K		0-0 G6-3			2-2 G5-3			2-1 F8	4 0 0 0 0 1 3				
24 Robinson Cano, L OBP: 0.343, SLG: 0.526	3-2 G4-3					2-2 HR			0-1 FC6	4 1 2 1 0 0 3				
33 Nick Swisher, S OBP: 0.397, SLG: 0.416		2-0 G1-4-3		2-3 K		1-2 F9			1-2 K	4 0 0 0 0 2 1				
20 Jorge Posada, S OBP: 0.327, SLG: 0.411		2-1 1B				0-0 F9			4-1 BB	3 0 1 0 1 0 1				
19 Ramiro Pena, S OBP: 0.167, SLG: 0.227		55 2B							11 55 BB	0 0 0 0 0 0 0				
55 Russell Martin, R OBP: 0.321, SLG: 0.388		0-1 2B				0-0 L5			1-0 F8	4 0 1 0 0 0 2				
11 Brett Gardner, L OBP: 0.348, SLG: 0.398		1-1 P3				1-2 G6-3			2-3 K	4 0 1 0 0 1 4				
<b>Inning Stats</b>	R: 0 H: 1 E: 0 K: 1 S: 10	H: 2 R: 0 ER: 0 LOB: 2 BB: 0 P: 14	R: 0 H: 0 E: 0 K: 0 S: 4	H: 0 R: 0 ER: 0 LOB: 0 BB: 0 P: 8	R: 0 H: 1 E: 0 K: 1 S: 7	H: 0 R: 0 ER: 0 LOB: 0 BB: 0 P: 11	R: 1 H: 1 E: 0 K: 0 S: 12	H: 1 R: 0 ER: 0 LOB: 0 BB: 0 P: 20	R: 0 H: 1 E: 0 K: 1 S: 12	H: 0 R: 0 ER: 0 LOB: 1 BB: 1 P: 21	1B: 3 2B: 2 3B: 0 HR: 1	SF: 0 SAC: 0 DP: 0 HBP: 0	WP: 1 PB: 0 SB: 0 CS: 0	PA: 37
<b>PITCHER</b>	IP WLS BF H R ER SO BB IBB HBP BLK WP HR S P ERA WHIP											IP WLS BF H R ER SO BB IBB HBP BLK WP HR S P ERA WHIP		
34 Jeff Niemann, R ERA: 4.53	7.1 W 30 6 1 1 4 2 0 0 0 0 0 66 114 1.23 1.091													
37 Juan Cruz, R ERA: 3.09	0.2 2 0 0 0 0 0 0 0 0 0 4 6 0.00 0.000													
43 Kyle Farnsworth, R ERA: 2.02	1.0 5 0 0 0 2 1 0 0 0 0 1 0 12 22 0.00 1.000													



Batter	1	2	3	4	5	6	7	8	9	AB	R	H	RBI	BB	SO	LOB	TOP						
22 Johnny Damon, L (1, 10) OBP: 0.326, SLG: 0.430	G3		G3		G6-3			18 1B		4	1	1	0	0	0	1	<b>Tampa Bay Rays @ New York Yankees</b> Yankee Stadium, Bronx, NY Sat Jul 09 2011, 1:10 PM - 4:17 PM EDT Att: 48,103 - Sunny - 84 F						
18 Ben Zobrist, S (1, 9) OBP: 0.359, SLG: 0.480	K				11 2 HR			3 5		3	1	1	1	1	2	1							
3 Evan Longoria, R (1, 5) OBP: 0.325, SLG: 0.466	K							3-H		4	0	0	0	0	2	2							
11 Casey Kotchman, L (1, 3) OBP: 0.398, SLG: 0.461	G4-3				G3					3	0	0	0	1	0	1							
2 B.J. Upton, R (1, 8) OBP: 0.322, SLG: 0.425	K									3	1	1	2	1	2	2							
20 Matt Joyce, L (1, 7) OBP: 0.351, SLG: 0.513	HR									4	1	2	1	0	1	3							
1 Sean Rodriguez, R (1, 4) OBP: 0.308, SLG: 0.403	K2-3									4	0	0	0	0	3	1							
28 John Jaso, L (1, 2) OBP: 0.300, SLG: 0.339										1	0	0	0	1	1	0							
10 Kelly Shoppach, R (7, PH) OBP: 0.275, SLG: 0.359										2	0	0	0	0	0	0							
15 Reid Brignac, L (1, 6) OBP: 0.238, SLG: 0.222										1	0	0	0	0	1	0							
16 Justin Ruggiano, R (7, PH) OBP: 0.300, SLG: 0.474										2	0	0	0	0	1	0							
<b>Inning Stats</b>	R: 0 E: 0 K: 2 S: 9	H: 0 LOB: 0 BB: 0 P: 13	R: 1 E: 0 K: 2 S: 10	H: 1 LOB: 0 BB: 0 P: 17	R: 0 E: 0 K: 2 S: 8	H: 0 LOB: 0 BB: 0 P: 10	R: 2 E: 0 K: 2 S: 12	H: 2 LOB: 1 BB: 1 P: 21	R: 0 E: 0 K: 1 S: 7	H: 0 LOB: 0 BB: 1 P: 14	R: 0 E: 0 K: 1 S: 8	H: 0 LOB: 0 BB: 0 P: 19	R: 0 E: 0 K: 1 S: 8	H: 0 LOB: 0 BB: 0 P: 12	R: 1 E: 0 K: 1 S: 12	H: 2 LOB: 2 BB: 1 P: 19	R: 0 E: 0 K: 1 S: 7	H: 0 LOB: 0 BB: 0 P: 11	1B: 2 2B: 0 3B: 1 HR: 2	SF: 0 SAC: 1 DP: 0 HBP: 0	WP: 0 PB: 0 SB: 4 CS: 0	PA: 36	
<b>PITCHER</b>	IP WLS BF H R ER SO BB IBB HBP BLK WP HR S P ERA WHIP																						
34 A.J. Burnett, R (1, 1) ERA: 4.15	5.2	23	3	3	3	9	3	0	0	0	0	0	0	0	0	0	0	0	2	51	89	4.76	1.059
48 Boone Logan, L (6, 1) ERA: 3.32	0.2	H	2	0	0	0	1	0	0	0	0	0	0	0	0	0	0	0	0	6	9	0.00	0.000
53 Cory Wade, R (7, 1) ERA: 1.86	0.2	H	2	0	0	0	1	0	0	0	0	0	0	0	0	0	0	0	0	5	8	0.00	0.000
30 David Robertson, R (8, 1) ERA: 1.27	1.0	W	6	2	1	1	1	0	1	0	0	0	0	0	0	0	0	0	0	12	19	9.00	2.000
42 Mariano Rivera, R (9, 1) ERA: 1.55	1.0	S	3	0	0	0	1	0	0	0	0	0	0	0	0	0	0	0	0	7	11	0.00	0.000
<b>Batter</b>	1	2	3	4	5	6	7	8	9	AB	R	H	RBI	BB	SO	LOB	BOTTOM						
2 Derek Jeter, R (1, 6) OBP: 0.331, SLG: 0.354	G6-4-3 1B		HR		14 1B			14 CS		5	2	5	2	0	0	0	<b>Tampa Bay Rays @ New York Yankees</b> Yankee Stadium, Bronx, NY Sat Jul 09 2011, 1:10 PM - 4:17 PM EDT Att: 48,103 - Sunny - 84 F						
14 Curtis Granderson, L (1, 8) OBP: 0.362, SLG: 0.579	P6		25 1B		25 1B					4	2	1	1	1	2	4							
25 Mark Teixeira, S (1, 3) OBP: 0.353, SLG: 0.522	G6-4-3		55 1B		24 SF7					3	0	2	0	1	0	1							
24 Robinson Canó, L (1, 4) OBP: 0.342, SLG: 0.522	G5-3 HBP		20 G5-3		SF7					2	0	0	1	0	1	3							
55 Russell Martin, R (1, 2) OBP: 0.327, SLG: 0.389	K									2	0	1	1	2	1	1							
20 Jorge Posada, S (1, 10) OBP: 0.322, SLG: 0.404	G5-3									4	0	0	0	0	1	7							
18 Andruw Jones, R (1, 9) OBP: 0.287, SLG: 0.369										3	0	0	0	1	0	2							
26 Eduardo Núñez, R (1, 5) OBP: 0.317, SLG: 0.437	G4-3									4	1	1	0	0	0	2							
11 Brett Gardner, L (1, 7) OBP: 0.348, SLG: 0.395	G4-3									2	0	0	0	1	0	0							
<b>Inning Stats</b>	R: 0 E: 0 K: 0 S: 13	H: 1 LOB: 0 BB: 0 P: 19	R: 0 E: 0 K: 1 S: 16	H: 0 LOB: 2 BB: 1 P: 25	R: 2 E: 0 K: 2 S: 22	H: 3 LOB: 2 BB: 1 P: 33	R: 0 E: 0 K: 0 S: 10	H: 0 LOB: 0 BB: 0 P: 15	R: 2 E: 0 K: 1 S: 10	H: 3 LOB: 1 BB: 1 P: 20	R: 0 E: 0 K: 1 S: 9	H: 1 LOB: 2 BB: 1 P: 19	R: 0 E: 0 K: 0 S: 9	H: 0 LOB: 2 BB: 2 P: 18	R: 1 E: 0 K: 1 S: 9	H: 2 LOB: 1 BB: 0 P: 13		1B: 7 2B: 3 3B: 0 HR: 1	SF: 1 SAC: 1 DP: 3 HBP: 1	WP: 0 PB: 0 SB: 2 CS: 1	PA: 38		
<b>PITCHER</b>	IP WLS BF H R ER SO BB IBB HBP BLK WP HR S P ERA WHIP																						
14 David Price, L (1, 1) ERA: 3.7	5.0	24	7	4	4	3	2	1	1	0	0	0	0	0	0	0	0	0	1	71	112	7.20	1.800
47 Brandon Gomes, R (6, 1) ERA: 2.92	0.2	4	1	0	0	0	1	0	0	0	0	0	0	0	0	0	0	0	6	13	0.00	3.000	
39 J.P. Howell, L (6, 1) ERA: 7.98	1.0	5	0	0	0	0	2	0	0	0	0	0	0	0	0	0	0	0	11	22	0.00	2.000	
62 Joel Peralta, R (7, 1) ERA: 3.73	1.1	L	5	2	1	1	1	0	0	0	0	0	0	0	0	0	0	0	10	15	6.75	1.500	



Batter	1	2	3	4	5	6	7	8	9	AB	R	H	RBI	BB	SO	LOB	TOP					
18 Ben Zobrist, S OBP: 0.355, SLG: 0.474	G1-3		K			G5-3			K	4	0	0	0	0	2	0	<b>Tampa Bay Rays @ New York Yankees</b> Yankee Stadium, Bronx, NY Sun Jul 10 2011, 1:09 PM - 3:18 PM EDT Att: 47,350 - Partly Cloudy - 81 F					
9 Elliot Johnson, S OBP: 0.288, SLG: 0.348	2B		K			F8			K	4	0	1	0	0	2	0						
3 Evan Longoria, R OBP: 0.321, SLG: 0.459	K				L8				G4-3	3	0	0	0	0	1	1						
2 B.J. Upton, R OBP: 0.325, SLG: 0.427	G3				1B				L9-3	3	0	2	0	0	0	1						
1 Sean Rodriguez, R OBP: 0.308, SLG: 0.408					G6-3				L9-3	3	0	1	0	0	0	2						
10 Kelly Shoppach, R OBP: 0.276, SLG: 0.304						F9			G5-3	2	0	0	0	1	0	0						
11 Casey Kotchman, L OBP: 0.394, SLG: 0.455						K			K	3	0	0	0	0	2	1						
30 Brandon Guyer, R OBP: 0.167, SLG: 0.667						G6-3			G6-3	3	0	0	0	0	1	1						
16 Justin Ruggiano, R OBP: 0.289, SLG: 0.456						G5-3			F9	3	0	0	0	0	1	0						
<b>Inning Stats</b>	R: 0 H: 1 E: 0 K: 1 S: 12	H: 1 LOB: 1 BB: 0 P: 15	R: 0 H: 0 E: 0 K: 1 S: 8	H: 1 LOB: 1 BB: 1 P: 13	R: 0 H: 0 E: 0 K: 2 S: 7	H: 0 LOB: 0 BB: 0 P: 10	R: 0 H: 1 E: 0 K: 0 S: 6	H: 1 LOB: 0 BB: 0 P: 9	R: 0 H: 0 E: 0 K: 1 S: 8	H: 0 LOB: 0 BB: 0 P: 11	R: 0 H: 0 E: 0 K: 1 S: 9	H: 0 LOB: 0 BB: 0 P: 12	R: 0 H: 1 E: 0 K: 0 S: 11	H: 1 LOB: 0 BB: 0 P: 16	R: 0 H: 0 E: 0 K: 1 S: 9	H: 0 LOB: 0 BB: 0 P: 14		R: 0 H: 0 E: 0 K: 2 S: 9	H: 0 LOB: 0 BB: 0 P: 13	1B: 2 2B: 3 3B: 0 HR: 0	SF: 0 SAC: 0 DP: 1 HBP: 0	WP: 0 PB: 0 SB: 0 CS: 2
<b>PITCHER</b> 52 CC Sabathia, L ERA: 2.72	IP: 9.0 WLS: W BF: 29 H: 4 R: 0 ER: 0 SO: 9 BB: 1 IBB: 0 HBP: 0 BLK: 0 WP: 0 HR: 0 S: 79 P: 113 ERA: 0.00 WHIP: 0.556																					

Batter	1	2	3	4	5	6	7	8	9	AB	R	H	RBI	BB	SO	LOB	BOTTOM			
2 Derek Jeter, R OBP: 0.330, SLG: 0.353	K		1B			K			G4-3	4	0	1	0	0	2	0	<b>Tampa Bay Rays @ New York Yankees</b> Yankee Stadium, Bronx, NY Sun Jul 10 2011, 1:09 PM - 3:18 PM EDT Att: 47,350 - Partly Cloudy - 81 F			
14 Curtis Granderson, L OBP: 0.361, SLG: 0.575	K		SH1-3			G6-3				2	0	0	0	0	1	0				
25 Mark Teixeira, S OBP: 0.352, SLG: 0.519			F8-2			F8				2	0	0	0	1	0	2				
24 Robinson Canó, L OBP: 0.342, SLG: 0.521	F7					G4-3			1B	3	1	1	0	0	0	1				
20 Jorge Posada, S OBP: 0.318, SLG: 0.398	F7					G4-3			F8	3	0	0	0	0	0	1				
55 Russell Martin, R OBP: 0.323, SLG: 0.384	G1					G5-3			G5-3	3	0	0	0	0	0	1				
11 Brett Gardner, L OBP: 0.348, SLG: 0.394						K			F7	3	0	1	0	0	1	0				
18 Andruw Jones, R OBP: 0.278, SLG: 0.356						G5-3			K	3	0	0	0	0	1	1				
26 Eduardo Núñez, R OBP: 0.318, SLG: 0.434						L9			L8	3	0	1	0	0	0	0				
<b>Inning Stats</b>	R: 0 H: 0 E: 0 K: 2 S: 12	H: 0 LOB: 1 BB: 1 P: 22	R: 0 H: 1 E: 0 K: 0 S: 10	H: 1 LOB: 1 BB: 0 P: 11	R: 0 H: 2 E: 0 K: 0 S: 10	H: 2 LOB: 1 BB: 0 P: 15	R: 0 H: 0 E: 0 K: 0 S: 8	H: 0 LOB: 0 BB: 0 P: 8	R: 0 H: 0 E: 0 K: 1 S: 11	H: 0 LOB: 0 BB: 0 P: 13	R: 0 H: 0 E: 0 K: 1 S: 11	H: 0 LOB: 0 BB: 0 P: 16	R: 1 H: 1 E: 2 K: 0 S: 6	H: 1 LOB: 0 BB: 0 P: 9	R: 0 H: 0 E: 0 K: 1 S: 7	H: 0 LOB: 0 BB: 0 P: 8		1B: 4 2B: 1 3B: 0 HR: 0	SF: 0 SAC: 1 DP: 1 HBP: 0	WP: 0 PB: 0 SB: 0 CS: 0
<b>PITCHER</b> 33 James Shields, R ERA: 2.33	IP: 8.0 WLS: L BF: 28 H: 4 R: 1 ER: 0 SO: 5 BB: 1 IBB: 0 HBP: 0 BLK: 0 WP: 0 HR: 0 S: 75 P: 102 ERA: 0.00 WHIP: 0.625																			

AB	28
R	0
H	4
RBI	0
BB	1
SO	9
LOB	6

WP	0
PA	29

AB	26
R	1
H	4
RBI	0
BB	1
SO	5
LOB	6

WP	0
PA	28











Batter	1	2	3	4	5	6	7	8	9	10	11	12	13	14	15	16	AB	R	H	RBI	BB	SO	LOB	TOP								
2 Jacoby Ellsbury, L (1, 8) OBP: 0.370, SLG: 0.493																	8	0	0	0	0	3	4									
15 Dustin Pedroia, R (1, 4) OBP: 0.400, SLG: 0.466																	7	0	3	1	1	1	0									
28 Adrián González, L (1, 3) OBP: 0.405, SLG: 0.570																	7	0	1	0	1	0	6									
20 Kevin Youkilis, R (1, 5) OBP: 0.404, SLG: 0.503																	4	0	0	0	2	3	2									
34 David Ortiz, L (1, 10) OBP: 0.381, SLG: 0.557																	4	0	0	0	1	2	3									
44 Drew Sutton, S (11, PR) OBP: 0.340, SLG: 0.447																	2	0	0	0	0	0	2									
7 J.D. Drew, L (1, 9) OBP: 0.321, SLG: 0.308																	3	0	0	0	1	1	0									
54 Darnell McDonald, R (11, PH) OBP: 0.222, SLG: 0.287																	1	0	0	0	2	0	2									
16 Josh Reddick, L (1, 7) OBP: 0.402, SLG: 0.534																	5	1	0	0	2	2	7									
33 Jason Varitek, S (1, 2) OBP: 0.325, SLG: 0.416																	6	0	0	0	0	3	4									
10 Marco Scutaro, R (1, 6) OBP: 0.332, SLG: 0.374																	5	0	1	0	2	1	4									
<b>Inning Stats</b>	R: 0 E: 0 K: 3 S: 11	H: 1 LOB: 1 BB: 0 P: 19	R: 0 E: 0 K: 1 S: 11	H: 0 LOB: 0 BB: 0 P: 14	R: 0 E: 0 K: 1 S: 9	H: 0 LOB: 0 BB: 0 P: 11	R: 0 E: 0 K: 1 S: 7	H: 1 LOB: 1 BB: 0 P: 11	R: 0 E: 0 K: 1 S: 7	H: 0 LOB: 0 BB: 0 P: 10	R: 0 E: 0 K: 2 S: 13	H: 0 LOB: 0 BB: 1 P: 23	R: 0 E: 0 K: 1 S: 9	H: 1 LOB: 3 BB: 2 P: 19	R: 0 E: 0 K: 0 S: 10	H: 0 LOB: 2 BB: 2 P: 24	R: 0 E: 0 K: 2 S: 14	H: 0 LOB: 3 BB: 3 P: 33	R: 0 E: 0 K: 0 S: 6	H: 0 LOB: 0 BB: 0 P: 7	R: 0 E: 0 K: 1 S: 11	H: 0 LOB: 1 BB: 1 P: 20	R: 0 E: 0 K: 2 S: 9	H: 0 LOB: 0 BB: 0 P: 15	R: 0 E: 0 K: 0 S: 6	H: 0 LOB: 2 BB: 1 P: 13	R: 1 E: 0 K: 0 S: 15	H: 2 LOB: 2 BB: 1 P: 21	1B: 4 2B: 1 3B: 0 HR: 0	SF: 0 SAC: 1 DP: 0 HBP: 1	WP: 0 PB: 0 SB: 1 CS: 0	PA: 66
<b>PITCHER</b>	IP 8.0	WLS 28	BF 28	H 2	R 0	ER 0	SO 10	BB 2	IBB 0	HBP 0	BLK 0	WP 0	HR 0	S 75	P 118	ERA 0.00	WHIP 0.500															
34 Jeff Nemann, R (1, 1) ERA: 3.04	IP 1.0	WLS 6	BF 1	H 0	R 0	ER 0	SO 1	BB 2	IBB 0	HBP 0	BLK 0	WP 0	HR 0	S 9	P 19	ERA 0.00	WHIP 3.000															
43 Kyle Farnsworth, R (9, 1) ERA: 1.89	IP 0.1	WLS 2	BF 0	H 0	R 0	ER 0	SO 0	BB 1	IBB 0	HBP 0	BLK 0	WP 0	HR 0	S 3	P 9	ERA 0.00	WHIP 3.000															
62 Joel Peralta, R (10, 1) ERA: 4.07	IP 0.2	WLS 5	BF 0	H 0	R 0	ER 0	SO 0	BB 3	IBB 0	HBP 0	BLK 0	WP 0	HR 0	S 9	P 25	ERA 0.00	WHIP 4.500															
39 J.P. Howell, L (10, 1) ERA: 7.47	IP 0.1	WLS 2	BF 0	H 0	R 0	ER 0	SO 1	BB 1	IBB 0	HBP 0	BLK 0	WP 0	HR 0	S 7	P 14	ERA 0.00	WHIP 3.000															
57 Jake McGee, L (11, 1) ERA: 4.5	IP 0.1	WLS 2	BF 0	H 0	R 0	ER 0	SO 1	BB 1	IBB 0	HBP 0	BLK 0	WP 0	HR 0	S 7	P 14	ERA 0.00	WHIP 3.000															
<b>PITCHER</b>	IP 3.0	WLS 2	BF 2	H 0	R 0	ER 0	SO 0	BB 0	IBB 0	HBP 0	BLK 0	WP 0	HR 0	S 10	P 11	ERA 0.00	WHIP 0.000															
37 Juan Cruz, R (11, 1) ERA: 3.44	IP 1.0	WLS 3	BF 0	H 0	R 0	ER 0	SO 0	BB 0	IBB 0	HBP 0	BLK 0	WP 0	HR 0	S 6	P 7	ERA 0.00	WHIP 0.000															
27 Cesar Ramos, L (12, 1) ERA: 3.72	IP 3.0	WLS 12	BF 0	H 0	R 0	ER 0	SO 3	BB 2	IBB 0	HBP 1	BLK 0	WP 0	HR 0	S 26	P 48	ERA 0.00	WHIP 0.667															
47 Brandon Gomes, R (13, 1) ERA: 2.35	IP 1.0	WLS L	BF 6	H 2	R 1	ER 1	SO 0	BB 1	IBB 0	HBP 0	BLK 0	WP 0	HR 0	S 15	P 21	ERA 9.00	WHIP 3.000															
36 Adam Russell, R (16, 1) ERA: 3.03	IP 0.2	WLS 2	BF 0	H 0	R 0	ER 0	SO 0	BB 0	IBB 0	HBP 0	BLK 0	WP 0	HR 0	S 10	P 11	ERA 0.00	WHIP 0.000															

**Boston Red Sox @ Tampa Bay Rays**  
Tropicana Field, St. Petersburg, FL  
Sun Jul 17 2011, 8:11 PM - 1:54 AM EDT  
Att. 21,504 - Dome - 72 F

AB 52  
R 1  
H 5  
RBI 1  
BB 12  
SO 16  
LOB 34



Batter	1	2	3	4	5	6	7	8	9	10	11	12	13	14	15	16	AB	R	H	RBI	BB	SO	LOB	BOTTOM						
22 Johnny Damon, L (1, 10) OBP: 0.322, SLG: 0.420																	6	0	1	0	0	3	1							
18 Ben Zobrist, S (1, 9) OBP: 0.359, SLG: 0.474																	5	0	0	0	1	2	0							
3 Evan Longoria, R (1, 5) OBP: 0.317, SLG: 0.441																	5	0	1	0	0	0	2							
11 Casey Kotchman, L (1, 3) OBP: 0.393, SLG: 0.465																	5	0	0	0	0	1	1							
2 B.J. Upton, R (1, 8) OBP: 0.322, SLG: 0.418																	6	0	0	0	0	0	2							
31 Jose Lobaton, S (1, 2) OBP: 0.279, SLG: 0.439																	3	0	0	0	0	1	0							
16 Justin Ruggiano, R (10, 7) OBP: 0.279, SLG: 0.439																	3	0	0	0	0	0	2							
1 Sean Rodriguez, R (1, 4) OBP: 0.302, SLG: 0.465																	6	0	1	0	0	2	0							
5 Sam Fuld, L (1, 7) OBP: 0.296, SLG: 0.351																	2	0	0	0	0	2	0							
20 Matt Joyce, L (9, PH) OBP: 0.353, SLG: 0.522																	1	0	0	0	0	0	0							
10 Kelly Shoppach, R (10, 2) OBP: 0.279, SLG: 0.301																	2	0	0	0	0	0	0							
15 Reid Brignac, L (1, 6) OBP: 0.298, SLG: 0.221																	6	0	0	0	0	2	1							
<b>Inning Stats</b>	R: 0 E: 0 K: 1 S: 11	H: 1 LOB: 1 BB: 0 P: 17	R: 0 E: 0 K: 0 S: 7	H: 0 LOB: 0 BB: 0 P: 11	R: 0 E: 0 K: 1 S: 15	H: 0 LOB: 0 BB: 0 P: 22	R: 0 E: 0 K: 0 S: 5	H: 0 LOB: 0 BB: 0 P: 8	R: 0 E: 0 K: 1 S: 9	H: 0 LOB: 0 BB: 0 P: 16	R: 0 E: 0 K: 0 S: 7	H: 1 LOB: 2 BB: 1 P: 12	R: 0 E: 0 K: 1 S: 15	H: 0 LOB: 0 BB: 0 P: 9	R: 0 E: 0 K: 1 S: 12	H: 0 LOB: 1 BB: 0 P: 18	R: 0 E: 0 K: 1 S: 6	H: 0 LOB: 0 BB: 0 P: 12	R: 0 E: 0 K: 0 S: 7	H: 0 LOB: 0 BB: 0 P: 10	R: 0 E: 0 K: 1 S: 5	H: 0 LOB: 0 BB: 0 P: 5	R: 0 E: 0 K: 1 S: 9	H: 0 LOB: 2 BB: 0 P: 12	R: 0 E: 0 K: 1 S: 10	H: 0 LOB: 0 BB: 0 P: 11	1B: 3 2B: 0 3B: 0 HR: 0	SF: 0 SAC: 1 DP: 0 HBP: 2	WP: 0 PB: 0 SB: 1 CS: 0	PA: 54
<b>PITCHER</b>	IP 8.0	WLS 25	H 1	R 0	ER 0	SO 6	BB 0	IBB 0	HBP 0	BLK 0	WP 0	HR 0	S 71	P 106	ERA 0.00	WHIP 0.125														
19 Josh Beckett, R (1, 1) ERA: 2.17	IP 1.0	WLS 5	BF 1	H 0	R 0	ER 0	SO 1	BB 0	IBB 0	HBP 0	BLK 0	WP 0	HR 0	S 15	P 27	ERA 0.00	WHIP 2.000													
51 Daniel Bard, R (9, 1) ERA: 1.94	IP 1.2	WLS 6	BF 1	H 0	R 0	ER 0	SO 2	BB 0	IBB 0	HBP 0	BLK 0	WP 0	HR 0	S 14	P 20	ERA 0.00	WHIP 0.600													
32 Matt Albers, R (11, 1) ERA: 3.27	IP 1.1	WLS 4	BF 0	H 0	R 0	ER 0	SO 1	BB 0	IBB 0	HBP 0	BLK 0	WP 0	HR 0	S 11	P 19	ERA 0.00	WHIP 0.000													
46 Franklin Morales, L (11, 1) ERA: 3.22	IP 3.0	WLS W	BF 11	H 0	R 0	ER 0	SO 2	BB 0	IBB 0	HBP 0	BLK 0	WP 0	HR 0	S 21	P 27	ERA 0.00	WHIP 0.000													
15 Alfredo Aceves, R (13, 1) ERA: 3.13	IP 0.0	WLS 0	BF 0	H 0	R 0	ER 0	SO 0	BB 0	IBB 0	HBP 0	BLK 0	WP 0	HR 0	S 0	P 0	ERA 0.00	WHIP 0.000													
<b>PITCHER</b>	IP 1.0	WLS 3	BF 3	H 0	R 0	ER 0	SO 0	BB 0	IBB 0	HBP 0	BLK 0	WP 0	HR 0	S 10	P 11	ERA 0.00	WHIP 0.000													
58 Jonathan Papelbon, R (16, 1) ERA: 3.96	IP 1.0	WLS 3	BF 3	H 0	R 0	ER 0	SO 0	BB 0	IBB 0	HBP 0	BLK 0	WP 0	HR 0	S 10	P 11	ERA 0.00	WHIP 0.000													

**Boston Red Sox @ Tampa Bay Rays**  
Tropicana Field, St. Petersburg, FL  
Sun Jul 17 2011, 8:11 PM - 1:54 AM EDT  
Att. 21,504 - Dome - 72 F

AB 50  
R 0  
H 3  
RBI 0  
BB 1  
SO 13  
LOB 9





Batter	1	2	3	4	5	6	7	8	9	AB	R	H	RBI	BB	SO	LOB	TOP					
2 Derek Jeter, R OBP: 0.326, SLG: 0.345	G5-3		G1-6-3		K			K		5	0	1	0	0	2	3	<b>New York Yankees @ Tampa Bay Rays</b> Tropicana Field, St. Petersburg, FL Mon Jul 18 2011, 7:11 PM - 11:11 PM EDT Att: 22,471 - Dome - 72 F					
14 Curtis Granderson, L OBP: 0.366, SLG: 0.571	25 F 25 S 24 FC6-4 1B		G4-3		25 1B BB			24 24 S 55 BB 1B		3	2	2	0	2	0	0						
25 Mark Teixeira, S OBP: 0.344, SLG: 0.496	E4 24 FC6-4		G5-3		1B			K		5	0	1	1	0	2	4						
24 Robinson Canó, L OBP: 0.339, SLG: 0.506	33 WP FC6-4 1-2 3-H		G4-3		G4-3			55 1B 11 BB 1B		5	1	1	1	0	0	4						
33 Nick Swisher, S OBP: 0.311, SLG: 0.415	K		G4-3					11 1B 11 BB 26 FC6-4 BB		3	1	1	0	2	1	1						
27 Chris Dickerson, L OBP: 0.364, SLG: 0.400	1-2		G4-3		20 G4-6-3 1B			55 BB 18 BB IBB		0	0	0	0	0	0	0						
20 Jorge Posada, S OBP: 0.370, SLG: 0.384	G5-3		G4-3		BB			F8		2	0	0	0	1	0	1						
18 Andruw Jones, R OBP: 0.292, SLG: 0.421			G4-3		BB			1B		1	0	0	0	1	0	2						
55 Russell Martin, R OBP: 0.325, SLG: 0.381	P2		L8					26 FC6-4 11 BB 1B		4	0	1	1	1	1	1						
11 Brett Gardner, L OBP: 0.368, SLG: 0.417	BB		G4-3		26 G4-3 25 1B BB			G5-3		3	1	1	1	2	0	3						
26 Eduardo Núñez, R OBP: 0.297, SLG: 0.397	L8		G4-3		G4-3			FC6-4 2 DI 1-2 2-3 3-H		4	0	0	1	0	0	4						
<b>Inning Stats</b>	R: 1 E: 1 K: 1 S: 11	H: 1 LOB: 1 BB: 0 P: 18	R: 0 E: 0 K: 0 S: 9	H: 0 LOB: 1 BB: 1 P: 17	R: 0 E: 0 K: 0 S: 8	H: 0 LOB: 0 BB: 0 P: 13	R: 0 E: 0 K: 0 S: 8	H: 0 LOB: 1 BB: 1 P: 14	R: 1 E: 0 K: 1 S: 14	H: 1 LOB: 2 BB: 2 P: 30	R: 0 E: 0 K: 1 S: 5	H: 1 LOB: 2 BB: 0 P: 7	R: 0 E: 0 K: 1 S: 13	H: 1 LOB: 2 BB: 1 P: 22	R: 2 E: 0 K: 1 S: 14	H: 3 LOB: 2 BB: 1 P: 26	R: 1 E: 0 K: 1 S: 22	H: 1 LOB: 3 BB: 3 P: 44	1B: 8 2B: 0 3B: 0 HR: 0	SF: 0 SAC: 0 DP: 1 HBP: 0	WP: 1 PB: 0 SB: 3 CS: 0	PA: 44
<b>PITCHER</b>	IP WLS BF H R ER SO BB IBB HBP BLK WP HR S P ERA WHIP	IP WLS BF H R ER SO BB IBB HBP BLK WP HR S P ERA WHIP	IP WLS BF H R ER SO BB IBB HBP BLK WP HR S P ERA WHIP	IP WLS BF H R ER SO BB IBB HBP BLK WP HR S P ERA WHIP	IP WLS BF H R ER SO BB IBB HBP BLK WP HR S P ERA WHIP	IP WLS BF H R ER SO BB IBB HBP BLK WP HR S P ERA WHIP	IP WLS BF H R ER SO BB IBB HBP BLK WP HR S P ERA WHIP	IP WLS BF H R ER SO BB IBB HBP BLK WP HR S P ERA WHIP	IP WLS BF H R ER SO BB IBB HBP BLK WP HR S P ERA WHIP	IP WLS BF H R ER SO BB IBB HBP BLK WP HR S P ERA WHIP	IP WLS BF H R ER SO BB IBB HBP BLK WP HR S P ERA WHIP	IP WLS BF H R ER SO BB IBB HBP BLK WP HR S P ERA WHIP	IP WLS BF H R ER SO BB IBB HBP BLK WP HR S P ERA WHIP	IP WLS BF H R ER SO BB IBB HBP BLK WP HR S P ERA WHIP	IP WLS BF H R ER SO BB IBB HBP BLK WP HR S P ERA WHIP	IP WLS BF H R ER SO BB IBB HBP BLK WP HR S P ERA WHIP						
53 Alex Cobb, R ERA: 3.09	6.0	25	3	2	1	3	4	0	0	0	0	0	0	0	0	0	1.50	1.167				
62 Joel Peralta, R ERA: 4.01	0.2	3	1	0	0	0	0	0	0	0	0	0	0	0	0	0	0.00	1.500				
27 Cesár Ramos, L ERA: 4.25	0.2	5	1	2	2	1	2	0	0	0	0	0	0	0	0	0	27.00	4.500				
43 Kyle Farnsworth, R ERA: 1.86	0.2	4	2	0	0	1	0	0	0	0	0	0	0	0	0	0	0.00	3.000				
56 Alex Torres, L ERA: 9.0	1.0	7	1	1	1	1	2	1	0	0	0	0	0	0	0	0	9.00	3.000				
<b>Batter</b>	<b>1</b>	<b>2</b>	<b>3</b>	<b>4</b>	<b>5</b>	<b>6</b>	<b>7</b>	<b>8</b>	<b>9</b>	<b>AB</b>	<b>R</b>	<b>H</b>	<b>RBI</b>	<b>BB</b>	<b>SO</b>	<b>LOB</b>	<b>BOTTOM</b>					
22 Johnny Damon, L OBP: 0.324, SLG: 0.418	18 1B 3 BB BB		K		G3			K		4	1	1	0	1	2	1	<b>New York Yankees @ Tampa Bay Rays</b> Tropicana Field, St. Petersburg, FL Mon Jul 18 2011, 7:11 PM - 11:11 PM EDT Att: 22,471 - Dome - 72 F					
18 Ben Zobrist, S OBP: 0.382, SLG: 0.472	3 BB 1B		G3		G3			K		3	1	1	0	2	1	0						
3 Evan Longoria, R OBP: 0.322, SLG: 0.444	11 1B 1 E 2B		G3		G3			K		3	1	1	2	2	0	2						
11 Casey Kotchman, L OBP: 0.397, SLG: 0.466	2 G3-6-3 1B		F9		G3			F9		4	0	2	1	1	0	1						
2 B.J. Upton, R OBP: 0.317, SLG: 0.412	G3-6-3 1-2		F7		K			K		5	0	0	0	0	3	8						
1 Sean Rodriguez, R OBP: 0.300, SLG: 0.390	E1 16 CS 1B		G5-3		G5-3			K		5	0	1	0	0	1	0						
16 Justin Ruggiano, R OBP: 0.281, SLG: 0.447	G5-3		K		G5-3			K		3	0	1	0	0	1	2						
5 Sam Fuld, L OBP: 0.299, SLG: 0.353			K		2B			38 G6-3 1B		1	0	1	0	0	0	0						
38 Robinson Chirinos, R OBP: 0.500, SLG: 0.667	3 BB 11 1B 2B		G5-3		G5-3			G6-3		3	1	1	0	1	0	2						
9 Elliot Johnson, S OBP: 0.267, SLG: 0.345	K		G4-3		G4-3			P5		4	0	0	0	0	1	3						
<b>Inning Stats</b>	R: 3 E: 1 K: 0 S: 13	H: 3 LOB: 1 BB: 1 P: 23	R: 1 E: 0 K: 2 S: 15	H: 2 LOB: 3 BB: 2 P: 27	R: 0 E: 0 K: 1 S: 10	H: 1 LOB: 1 BB: 1 P: 20	R: 0 E: 0 K: 0 S: 7	H: 0 LOB: 1 BB: 1 P: 16	R: 0 E: 0 K: 1 S: 8	H: 1 LOB: 3 BB: 2 P: 26	R: 0 E: 0 K: 1 S: 10	H: 1 LOB: 1 BB: 0 P: 16	R: 0 E: 0 K: 2 S: 8	H: 0 LOB: 0 BB: 0 P: 11	R: 0 E: 0 K: 1 S: 6	H: 0 LOB: 0 BB: 0 P: 8	1B: 6 2B: 3 3B: 0 HR: 0	SF: 0 SAC: 0 DP: 1 HBP: 0	WP: 0 PB: 0 SB: 0 CS: 1	PA: 42		
<b>PITCHER</b>	IP WLS BF H R ER SO BB IBB HBP BLK WP HR S P ERA WHIP	IP WLS BF H R ER SO BB IBB HBP BLK WP HR S P ERA WHIP	IP WLS BF H R ER SO BB IBB HBP BLK WP HR S P ERA WHIP	IP WLS BF H R ER SO BB IBB HBP BLK WP HR S P ERA WHIP	IP WLS BF H R ER SO BB IBB HBP BLK WP HR S P ERA WHIP	IP WLS BF H R ER SO BB IBB HBP BLK WP HR S P ERA WHIP	IP WLS BF H R ER SO BB IBB HBP BLK WP HR S P ERA WHIP	IP WLS BF H R ER SO BB IBB HBP BLK WP HR S P ERA WHIP	IP WLS BF H R ER SO BB IBB HBP BLK WP HR S P ERA WHIP	IP WLS BF H R ER SO BB IBB HBP BLK WP HR S P ERA WHIP	IP WLS BF H R ER SO BB IBB HBP BLK WP HR S P ERA WHIP	IP WLS BF H R ER SO BB IBB HBP BLK WP HR S P ERA WHIP	IP WLS BF H R ER SO BB IBB HBP BLK WP HR S P ERA WHIP	IP WLS BF H R ER SO BB IBB HBP BLK WP HR S P ERA WHIP	IP WLS BF H R ER SO BB IBB HBP BLK WP HR S P ERA WHIP	IP WLS BF H R ER SO BB IBB HBP BLK WP HR S P ERA WHIP						
34 A.J. Burnett, R ERA: 4.19	5.1	29	4	3	4	6	0	0	0	0	0	0	0	0	0	0	5.06	2.625				
64 Hector Noesi, R ERA: 3.25	1.2	7	1	0	0	2	1	0	0	0	0	0	0	0	0	0	0.00	1.200				
30 David Robertson, R ERA: 1.21	1.0	3	0	0	0	2	0	0	0	0	0	0	0	0	0	0	0.00	0.000				
42 Mariano Rivera, R ERA: 1.75	1.0	3	0	0	0	1	0	0	0	0	0	0	0	0	0	0	0.00	0.000				



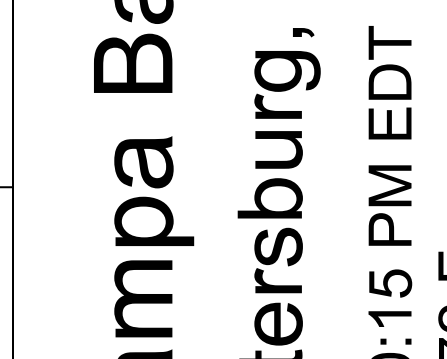
Batter	1	2	3	4	5	6	7	8	9	AB	R	H	RBI	BB	SO	LOB	TOP										
2 Derek Jeter, R (1,6) OBP: 0.323, SLG: 0.341			G5-3		G6-3		G3			4	0	0	0	0	1	2	<b>New York Yankees @ Tampa Bay Rays</b> Tropicana Field, St. Petersburg, FL Tue Jul 19 2011, 7:12 PM - 10:15 PM EDT Att: 22,780 - Dome - 72 F										
14 Curtis Granderson, L (1,8) OBP: 0.365, SLG: 0.566			G3		G4-3			K		3	0	0	0	0	1	0											
25 Mark Teixeira, S (1,3) OBP: 0.345, SLG: 0.499			24 HR			P4				4	1	2	0	0	1	1											
24 Robinson Canó, L (1,4) OBP: 0.338, SLG: 0.511						L4				4	1	1	2	0	1	2											
33 Nick Swisher, S (1,9) OBP: 0.366, SLG: 0.410		F7	G3-1			G3			K	4	0	0	0	0	1	0											
20 Jorge Posada, S (1,10) OBP: 0.310, SLG: 0.382					F9				G3	4	0	1	0	0	0	0											
55 Russell Martin, R (1,2) OBP: 0.321, SLG: 0.375						G4-3			F7	4	0	0	0	0	1	1											
11 Brett Gardner, L (1,7) OBP: 0.370, SLG: 0.420										3	0	2	0	0	1	0											
26 Eduardo Núñez, R (1,5) OBP: 0.298, SLG: 0.392										2	0	0	0	0	1	2											
<b>Inning Stats</b>	R: 0 H: 0 E: 0 K: 3 S: 14	H: 0 LOB: 1 BB: 0 P: 24	R: 0 H: 2 E: 0 K: 2 S: 16	H: 2 LOB: 2 BB: 0 P: 25	R: 2 H: 2 E: 0 K: 0 S: 11	H: 2 LOB: 0 BB: 0 P: 17	R: 0 H: 0 E: 0 K: 1 S: 9	H: 0 LOB: 0 BB: 0 P: 13	R: 0 H: 0 E: 0 K: 0 S: 5	H: 0 LOB: 0 BB: 0 P: 7	R: 0 H: 1 E: 0 K: 0 S: 14	H: 1 LOB: 2 BB: 1 P: 20	R: 0 H: 0 E: 0 K: 1 S: 9	H: 0 LOB: 0 BB: 0 P: 12	R: 0 H: 0 E: 0 K: 1 S: 9	H: 0 LOB: 0 BB: 0 P: 12		1B: 4 2B: 1 3B: 0 HR: 1	SF: 0 SAC: 0 DP: 1 HBP: 1	WP: 0 PB: 0 CS: 0	PA: 34						
<b>PITCHER</b>	IP	WLS	BF	H	R	ER	SO	BB	IBB	HBP	BLK	WP	HR	S	P	ERA	WHIP										
58 Jeremy Hellickson, R (1,1) ERA: 3.17	7.0	W	28	5	2	2	7	1	0	1	0	0	1	78	119	2.57	0.857										
57 Jake McGee, L (8,1) ERA: 4.0	1.0	H	3	1	0	0	1	0	0	0	0	0	0	9	13	0.00	1.000										
62 Joel Peralta, R (9,1) ERA: 3.92	1.0	S	3	0	0	0	1	0	0	0	0	0	0	9	12	0.00	0.000										

Batter	1	2	3	4	5	6	7	8	9	AB	R	H	RBI	BB	SO	LOB	BOTTOM										
22 Johnny Damon, L (1,10) OBP: 0.320, SLG: 0.415			P5							3	0	0	1	0	2	1	<b>New York Yankees @ Tampa Bay Rays</b> Tropicana Field, St. Petersburg, FL Tue Jul 19 2011, 7:12 PM - 10:15 PM EDT Att: 22,780 - Dome - 72 F										
18 Ben Zobrist, S (1,9) OBP: 0.381, SLG: 0.470										2	0	0	0	1	1	0											
20 Matt Joyce, L (7,PH) OBP: 0.352, SLG: 0.520	G3									1	0	0	0	0	1	2											
3 Evan Longoria, R (1,5) OBP: 0.321, SLG: 0.438										3	0	0	0	1	1	1											
11 Casey Kotchman, L (1,3) OBP: 0.391, SLG: 0.459										4	0	0	0	0	2	1											
2 B.J. Upton, R (1,8) OBP: 0.319, SLG: 0.411										3	0	1	0	1	1	0											
38 Robinson Chirinos, R (1,2) OBP: 0.500, SLG: 0.500										3	1	1	0	1	1	1											
10 Kelly Shoppach, R (9,2) OBP: 0.279, SLG: 0.301										0	0	0	0	0	0	0											
1 Sean Rodriguez, R (1,4) OBP: 0.299, SLG: 0.387										4	1	1	0	0	2	3											
5 Sam Fuld, L (1,7) OBP: 0.300, SLG: 0.363										2	1	1	0	0	0	1											
16 Justin Ruggiano, R (7,PH) OBP: 0.289, SLG: 0.453										1	0	1	0	0	0	0											
15 Reid Brignac, L (1,6) OBP: 0.238, SLG: 0.224										2	0	1	1	0	0	0											
9 Elliot Johnson, S (7,PH) OBP: 0.265, SLG: 0.342										1	0	0	0	0	0	2											
<b>Inning Stats</b>	R: 0 H: 0 E: 0 K: 1 S: 12	H: 1 LOB: 1 BB: 0 P: 22	R: 0 H: 1 E: 0 K: 2 S: 9	H: 1 LOB: 0 BB: 0 P: 12	R: 0 H: 0 E: 0 K: 1 S: 11	H: 0 LOB: 1 BB: 1 P: 17	R: 0 H: 0 E: 0 K: 1 S: 6	H: 0 LOB: 0 BB: 0 P: 8	R: 1 H: 2 E: 0 K: 2 S: 13	H: 2 LOB: 0 BB: 0 P: 18	R: 0 H: 0 E: 0 K: 1 S: 10	H: 0 LOB: 0 BB: 0 P: 13	R: 2 H: 3 E: 2 K: 2 S: 21	H: 3 LOB: 2 BB: 0 P: 28	R: 0 H: 0 E: 0 K: 1 S: 18	H: 0 LOB: 2 BB: 2 P: 26	1B: 5 2B: 0 3B: 1 HR: 0	SF: 1 SAC: 0 DP: 0 HBP: 0	WP: 0 PB: 0 CS: 1	PA: 34							
<b>PITCHER</b>	IP	WLS	BF	H	R	ER	SO	BB	IBB	HBP	BLK	WP	HR	S	P	ERA	WHIP										
40 Bartolo Colon, R (1,1) ERA: 3.34	6.1	L	25	5	3	1	9	2	0	0	0	0	0	70	105	1.42	1.105										
48 Boone Logan, L (7,1) ERA: 3.39	0.2	B	4	1	0	0	1	0	0	0	0	0	0	12	13	0.00	1.500										
53 Cory Wade, R (8,1) ERA: 1.32	1.0		5	0	0	0	1	2	0	0	0	0	0	18	26	0.00	2.000										

AB 32  
R 2  
H 6  
RBI 2  
BB 1  
SO 9  
LOB 8



AB 29  
R 3  
H 6  
RBI 2  
BB 4  
SO 11  
LOB 12



WP: 0  
PB: 0  
CS: 1



Batter	1	2	3	4	5	6	7	8	9	AB	R	H	RBI	BB	SO	LOB	TOP				
2 Derek Jeter, R OBP: 0.322, SLG: 0.340										4	1	1	0	0	1	2					
14 Curtis Granderson, L OBP: 0.367, SLG: 0.572										3	1	1	2	0	2	0					
25 Mark Teixeira, S OBP: 0.345, SLG: 0.499										4	0	1	0	0	1	1					
24 Robinson Canó, L OBP: 0.335, SLG: 0.505										4	0	0	0	0	1	1					
33 Nick Swisher, S OBP: 0.370, SLG: 0.412										3	1	2	0	1	0	1					
55 Russell Martin, R OBP: 0.320, SLG: 0.370										3	1	0	0	1	0	2					
18 Andruw Jones, R OBP: 0.284, SLG: 0.408										3	0	0	0	0	0	0					
27 Chris Dickerson, L OBP: 0.348, SLG: 0.381										1	0	0	0	0	0	2					
26 Eduardo Núñez, R OBP: 0.303, SLG: 0.390										3	0	1	2	1	0	0					
11 Brett Gardner, L OBP: 0.372, SLG: 0.419										3	0	1	0	1	1	2					
<b>Inning Stats</b>	R: 2 H: 3 E: 0 K: 0 S: 14	H: 3 LOB: 1 BB: 0 P: 21	R: 0 H: 1 E: 0 K: 1 S: 10	H: 1 LOB: 1 BB: 0 P: 16	R: 0 H: 0 E: 0 K: 1 S: 8	H: 0 LOB: 0 BB: 0 P: 11	R: 0 H: 1 E: 0 K: 0 S: 6	H: 1 LOB: 0 BB: 0 P: 11	R: 0 H: 0 E: 0 K: 2 S: 12	H: 1 LOB: 1 BB: 0 P: 20	R: 0 H: 0 E: 0 K: 1 S: 7	H: 0 LOB: 1 BB: 1 P: 12	R: 0 H: 0 E: 0 K: 1 S: 11	H: 0 LOB: 1 BB: 0 P: 18	R: 2 H: 1 E: 0 K: 0 S: 9	H: 1 LOB: 1 BB: 2 P: 23	1B: 5 2B: 2 3B: 0 HR: 1	SF: 0 SAC: 0 DP: 3 HBP: 1	WP: 0 PB: 0 CS: 1	PA: 36	
<b>PITCHER</b>	IP WLS BF H R ER SO BB IBB HBP BLK WP HR S P ERA WHIP	IP WLS BF H R ER SO BB IBB HBP BLK WP HR S P ERA WHIP	IP WLS BF H R ER SO BB IBB HBP BLK WP HR S P ERA WHIP	IP WLS BF H R ER SO BB IBB HBP BLK WP HR S P ERA WHIP	IP WLS BF H R ER SO BB IBB HBP BLK WP HR S P ERA WHIP	IP WLS BF H R ER SO BB IBB HBP BLK WP HR S P ERA WHIP	IP WLS BF H R ER SO BB IBB HBP BLK WP HR S P ERA WHIP	IP WLS BF H R ER SO BB IBB HBP BLK WP HR S P ERA WHIP	IP WLS BF H R ER SO BB IBB HBP BLK WP HR S P ERA WHIP	IP WLS BF H R ER SO BB IBB HBP BLK WP HR S P ERA WHIP	IP WLS BF H R ER SO BB IBB HBP BLK WP HR S P ERA WHIP	IP WLS BF H R ER SO BB IBB HBP BLK WP HR S P ERA WHIP	IP WLS BF H R ER SO BB IBB HBP BLK WP HR S P ERA WHIP	IP WLS BF H R ER SO BB IBB HBP BLK WP HR S P ERA WHIP	IP WLS BF H R ER SO BB IBB HBP BLK WP HR S P ERA WHIP	IP WLS BF H R ER SO BB IBB HBP BLK WP HR S P ERA WHIP	IP WLS BF H R ER SO BB IBB HBP BLK WP HR S P ERA WHIP	IP WLS BF H R ER SO BB IBB HBP BLK WP HR S P ERA WHIP	IP WLS BF H R ER SO BB IBB HBP BLK WP HR S P ERA WHIP	IP WLS BF H R ER SO BB IBB HBP BLK WP HR S P ERA WHIP	IP WLS BF H R ER SO BB IBB HBP BLK WP HR S P ERA WHIP

**New York Yankees @ Tampa Bay Rays**  
Tropicana Field, St. Petersburg, FL  
Wed Jul 20 2011, 7:11 PM - 9:54 PM EDT  
Att: 21,505 - Dome - 72 F

AB	31
R	4
H	7
RBI	4
BB	4
SO	6
LOB	11



Batter	1	2	3	4	5	6	7	8	9	AB	R	H	RBI	BB	SO	LOB	BOTTOM					
22 Johnny Damon, L OBP: 0.322, SLG: 0.416										4	0	2	0	0	0	1						
38 Robinson Chirinos, R OBP: 0.333, SLG: 0.390										4	0	0	0	0	1	3						
11 Casey Kotchman, L OBP: 0.396, SLG: 0.467										4	0	3	0	0	1	2						
3 Evan Longoria, R OBP: 0.320, SLG: 0.435										4	0	1	0	0	2	4						
20 Matt Joyce, L OBP: 0.347, SLG: 0.512										4	0	0	0	0	4	2						
2 B.J. Upton, R OBP: 0.316, SLG: 0.407										4	0	0	0	0	1	0						
5 Sam Fuld, L OBP: 0.300, SLG: 0.365										4	0	1	0	0	1	0						
1 Sean Rodríguez, R OBP: 0.298, SLG: 0.384										4	0	1	0	0	1	1						
15 Reid Brignac, L OBP: 0.234, SLG: 0.219										4	0	0	0	0	1	1						
<b>Inning Stats</b>	R: 0 H: 2 E: 0 K: 1 S: 12	H: 0 LOB: 0 BB: 0 P: 15	R: 0 H: 0 E: 0 K: 1 S: 9	H: 0 LOB: 0 BB: 0 P: 14	R: 0 H: 2 E: 0 K: 2 S: 12	H: 2 LOB: 2 BB: 0 P: 17	R: 0 H: 1 E: 0 K: 2 S: 11	H: 1 LOB: 1 BB: 0 P: 17	R: 0 H: 2 E: 0 K: 0 S: 10	H: 2 LOB: 2 BB: 0 P: 15	R: 0 H: 0 E: 0 K: 1 S: 10	H: 0 LOB: 0 BB: 0 P: 6	R: 0 H: 1 E: 1 K: 1 S: 10	H: 1 LOB: 2 BB: 0 P: 15	R: 0 H: 0 E: 0 K: 2 S: 11	H: 0 LOB: 0 BB: 0 P: 19	R: 0 H: 0 E: 0 K: 2 S: 9	H: 0 LOB: 0 BB: 0 P: 9	1B: 6 2B: 2 3B: 0 HR: 0	SF: 0 SAC: 0 DP: 0 HBP: 0	WP: 1 PB: 0 CS: 0	PA: 36
<b>PITCHER</b>	IP WLS BF H R ER SO BB IBB HBP BLK WP HR S P ERA WHIP	IP WLS BF H R ER SO BB IBB HBP BLK WP HR S P ERA WHIP	IP WLS BF H R ER SO BB IBB HBP BLK WP HR S P ERA WHIP	IP WLS BF H R ER SO BB IBB HBP BLK WP HR S P ERA WHIP	IP WLS BF H R ER SO BB IBB HBP BLK WP HR S P ERA WHIP	IP WLS BF H R ER SO BB IBB HBP BLK WP HR S P ERA WHIP	IP WLS BF H R ER SO BB IBB HBP BLK WP HR S P ERA WHIP	IP WLS BF H R ER SO BB IBB HBP BLK WP HR S P ERA WHIP	IP WLS BF H R ER SO BB IBB HBP BLK WP HR S P ERA WHIP	IP WLS BF H R ER SO BB IBB HBP BLK WP HR S P ERA WHIP	IP WLS BF H R ER SO BB IBB HBP BLK WP HR S P ERA WHIP	IP WLS BF H R ER SO BB IBB HBP BLK WP HR S P ERA WHIP	IP WLS BF H R ER SO BB IBB HBP BLK WP HR S P ERA WHIP	IP WLS BF H R ER SO BB IBB HBP BLK WP HR S P ERA WHIP	IP WLS BF H R ER SO BB IBB HBP BLK WP HR S P ERA WHIP	IP WLS BF H R ER SO BB IBB HBP BLK WP HR S P ERA WHIP	IP WLS BF H R ER SO BB IBB HBP BLK WP HR S P ERA WHIP	IP WLS BF H R ER SO BB IBB HBP BLK WP HR S P ERA WHIP	IP WLS BF H R ER SO BB IBB HBP BLK WP HR S P ERA WHIP	IP WLS BF H R ER SO BB IBB HBP BLK WP HR S P ERA WHIP	IP WLS BF H R ER SO BB IBB HBP BLK WP HR S P ERA WHIP	IP WLS BF H R ER SO BB IBB HBP BLK WP HR S P ERA WHIP

**New York Yankees @ Tampa Bay Rays**  
Tropicana Field, St. Petersburg, FL  
Wed Jul 20 2011, 7:11 PM - 9:54 PM EDT  
Att: 21,505 - Dome - 72 F

AB	36
R	0
H	8
RBI	0
BB	0
SO	12
LOB	14





Batter	1	2	3	4	5	6	7	8	9	AB	R	H	RBI	BB	SO	LOB	TOP				
11 Brett Gardner, L OBP: 0.370, SLG: 0.416 (1, 8)										4	0	1	0	0	0	0	<b>New York Yankees @ Tampa Bay Rays</b> Tropicana Field, St. Petersburg, FL Thu Jul 21 2011, 7:12 PM - 9:49 PM EDT Att: 29,279 - Dome - 72 F				
2 Derek Jeter, R OBP: 0.324, SLG: 0.343 (1, 6)										3	1	1	0	1	1	1					
25 Mark Teixeira, S OBP: 0.341, SLG: 0.493 (1, 3)										4	0	0	0	0	0	2					
24 Robinson Canó, L OBP: 0.339, SLG: 0.509 (1, 4)										3	0	2	1	1	0	0					
33 Nick Swisher, S OBP: 0.366, SLG: 0.407 (1, 9)										4	0	0	0	0	1	4					
20 Jorge Posada, S OBP: 0.309, SLG: 0.380 (1, 10)										4	0	1	0	0	2	0					
55 Russell Martin, R OBP: 0.322, SLG: 0.370 (1, 2)										3	0	1	0	1	1	1					
26 Eduardo Núñez, R OBP: 0.302, SLG: 0.387 (1, 5)										4	0	1	0	0	1	2					
27 Chris Dickerson, L OBP: 0.320, SLG: 0.348 (1, 7)										2	0	0	0	0	2	1					
14 Curtis Granderson, L OBP: 0.365, SLG: 0.569 (7, 8)										2	0	0	0	0	1	2					
<b>Inning Stats</b>	R: 0 E: 0 K: 0 S: 13	H: 1 LOB: 2 BB: 1 P: 21	R: 0 E: 0 K: 2 S: 9	H: 0 LOB: 1 BB: 1 P: 18	R: 0 E: 0 K: 1 S: 7	H: 0 LOB: 0 BB: 0 P: 12	R: 0 E: 0 K: 1 S: 10	H: 1 LOB: 1 BB: 0 P: 15	R: 0 E: 0 K: 2 S: 10	H: 0 LOB: 0 BB: 0 P: 11	R: 0 E: 0 K: 1 S: 8	H: 1 LOB: 1 BB: 0 P: 13	R: 1 E: 0 K: 0 S: 10	H: 2 LOB: 1 BB: 0 P: 14	R: 0 E: 0 K: 3 S: 13	H: 1 LOB: 1 BB: 0 P: 14	1B: 5 2B: 2 3B: 0 HR: 0	SF: 0 SAC: 0 DP: 1 HBP: 0	WP: 0 PB: 0 CS: 0	PA: 36	
<b>PITCHER</b>	IP WLS BF H R ER SO BB IBB HBP BLK WP HR S P ERA WHIP	IP WLS BF H R ER SO BB IBB HBP BLK WP HR S P ERA WHIP	IP WLS BF H R ER SO BB IBB HBP BLK WP HR S P ERA WHIP	IP WLS BF H R ER SO BB IBB HBP BLK WP HR S P ERA WHIP	IP WLS BF H R ER SO BB IBB HBP BLK WP HR S P ERA WHIP	IP WLS BF H R ER SO BB IBB HBP BLK WP HR S P ERA WHIP	IP WLS BF H R ER SO BB IBB HBP BLK WP HR S P ERA WHIP	IP WLS BF H R ER SO BB IBB HBP BLK WP HR S P ERA WHIP	IP WLS BF H R ER SO BB IBB HBP BLK WP HR S P ERA WHIP	IP WLS BF H R ER SO BB IBB HBP BLK WP HR S P ERA WHIP	IP WLS BF H R ER SO BB IBB HBP BLK WP HR S P ERA WHIP	IP WLS BF H R ER SO BB IBB HBP BLK WP HR S P ERA WHIP	IP WLS BF H R ER SO BB IBB HBP BLK WP HR S P ERA WHIP	IP WLS BF H R ER SO BB IBB HBP BLK WP HR S P ERA WHIP	IP WLS BF H R ER SO BB IBB HBP BLK WP HR S P ERA WHIP	IP WLS BF H R ER SO BB IBB HBP BLK WP HR S P ERA WHIP	IP WLS BF H R ER SO BB IBB HBP BLK WP HR S P ERA WHIP	IP WLS BF H R ER SO BB IBB HBP BLK WP HR S P ERA WHIP	IP WLS BF H R ER SO BB IBB HBP BLK WP HR S P ERA WHIP	IP WLS BF H R ER SO BB IBB HBP BLK WP HR S P ERA WHIP	IP WLS BF H R ER SO BB IBB HBP BLK WP HR S P ERA WHIP
33 James Shields, R ERA: 2.53 (1, 1)	7.2 W 31	6 R 1	1 ER 1	6 SO	3 BB	0 IBB	0 HBP	0 BLK	0 WP	0 HR	71 S	117 P	1.17 ERA	1.174 WHIP							
47 Brandon Gomes, R ERA: 2.3 (8, 1)	0.1 H	1 R	0 ER	0 SO	0 BB	0 IBB	0 HBP	0 BLK	0 WP	0 HR	1 S	1 P	0.00 ERA	0.000 WHIP							
43 Kyle Farnsworth, R ERA: 1.82 (9, 1)	1.0 S	4 R	1 ER	0 SO	3 BB	0 IBB	0 HBP	0 BLK	0 WP	0 HR	13 S	14 P	0.00 ERA	1.000 WHIP							

AB	33
R	1
H	7
RBI	1
BB	3
SO	9
LOB	13



Batter	1	2	3	4	5	6	7	8	9	AB	R	H	RBI	BB	SO	LOB	BOTTOM				
18 Ben Zobrist, S OBP: 0.360, SLG: 0.467 (1, 10)										4	0	1	0	0	1	1	<b>New York Yankees @ Tampa Bay Rays</b> Tropicana Field, St. Petersburg, FL Thu Jul 21 2011, 7:12 PM - 9:49 PM EDT Att: 29,279 - Dome - 72 F				
1 Sean Rodriguez, R OBP: 0.297, SLG: 0.379 (1, 4)										3	0	0	0	1	0	1					
3 Evan Longoria, R OBP: 0.330, SLG: 0.452 (1, 5)										2	1	2	1	2	0	0					
2 B.J. Upton, R OBP: 0.313, SLG: 0.402 (1, 8)										4	0	0	0	0	0	4					
16 Justin Ruggiano, R OBP: 0.280, SLG: 0.438 (1, 9)										3	0	0	0	0	1	0					
10 Kelly Shoppach, R OBP: 0.280, SLG: 0.301 (1, 2)											3	0	1	0	0	1					
11 Casey Kotchman, L OBP: 0.392, SLG: 0.462 (1, 3)											3	0	0	0	2	1					
9 Elliot Johnson, S OBP: 0.267, SLG: 0.336 (1, 6)											2	1	0	0	1	2					
5 Sam Fuld, L OBP: 0.300, SLG: 0.372 (1, 7)											3	0	1	1	0	1					
<b>Inning Stats</b>	R: 1 E: 0 K: 0 S: 7	H: 1 LOB: 0 BB: 0 P: 9	R: 0 E: 0 K: 0 S: 7	H: 0 LOB: 0 BB: 0 P: 9	R: 0 E: 0 K: 1 S: 10	H: 1 LOB: 1 BB: 0 P: 16	R: 0 E: 0 K: 0 S: 7	H: 1 LOB: 0 BB: 0 P: 8	R: 1 E: 0 K: 3 S: 15	H: 1 LOB: 1 BB: 1 P: 21	R: 0 E: 0 K: 0 S: 6	H: 0 LOB: 0 BB: 1 P: 12	R: 0 E: 0 K: 3 S: 15	H: 1 LOB: 1 BB: 0 P: 21	R: 0 E: 0 K: 1 S: 8	H: 0 LOB: 2 BB: 2 P: 17		1B: 3 2B: 0 3B: 1 HR: 1	SF: 0 SAC: 0 DP: 2 HBP: 0	WP: 0 PB: 0 CS: 0	PA: 31
<b>PITCHER</b>	IP WLS BF H R ER SO BB IBB HBP BLK WP HR S P ERA WHIP	IP WLS BF H R ER SO BB IBB HBP BLK WP HR S P ERA WHIP	IP WLS BF H R ER SO BB IBB HBP BLK WP HR S P ERA WHIP	IP WLS BF H R ER SO BB IBB HBP BLK WP HR S P ERA WHIP	IP WLS BF H R ER SO BB IBB HBP BLK WP HR S P ERA WHIP	IP WLS BF H R ER SO BB IBB HBP BLK WP HR S P ERA WHIP	IP WLS BF H R ER SO BB IBB HBP BLK WP HR S P ERA WHIP	IP WLS BF H R ER SO BB IBB HBP BLK WP HR S P ERA WHIP	IP WLS BF H R ER SO BB IBB HBP BLK WP HR S P ERA WHIP	IP WLS BF H R ER SO BB IBB HBP BLK WP HR S P ERA WHIP	IP WLS BF H R ER SO BB IBB HBP BLK WP HR S P ERA WHIP	IP WLS BF H R ER SO BB IBB HBP BLK WP HR S P ERA WHIP	IP WLS BF H R ER SO BB IBB HBP BLK WP HR S P ERA WHIP	IP WLS BF H R ER SO BB IBB HBP BLK WP HR S P ERA WHIP	IP WLS BF H R ER SO BB IBB HBP BLK WP HR S P ERA WHIP	IP WLS BF H R ER SO BB IBB HBP BLK WP HR S P ERA WHIP	IP WLS BF H R ER SO BB IBB HBP BLK WP HR S P ERA WHIP	IP WLS BF H R ER SO BB IBB HBP BLK WP HR S P ERA WHIP	IP WLS BF H R ER SO BB IBB HBP BLK WP HR S P ERA WHIP	IP WLS BF H R ER SO BB IBB HBP BLK WP HR S P ERA WHIP	IP WLS BF H R ER SO BB IBB HBP BLK WP HR S P ERA WHIP
52 CC Sabathia, L ERA: 2.62 (1, 1)	8.0 L	5 R	2 ER	2 SO	8 BB	3 IBB	0 HBP	0 BLK	0 WP	1 HR	75 S	113 P	2.25 ERA	1.000 WHIP							

AB	27
R	2
H	5
RBI	2
BB	4
SO	8
LOB	8





Batter	1	2	3	4	5	6	7	8	9	AB	R	H	RBI	BB	SO	LOB	TOP	
22 Johnny Damon, L OBP: 0.326, SLG: 0.421			L9		F9					5	1	3	0	0	0	1	<b>Tampa Bay Rays @ Kansas City Royals</b> Kauffman Stadium, Kansas City, MO Fri Jul 22 2011, 7:11 PM - 10:23 PM CDT Att: 27,824 - Clear - 98 F <a href="http://livebaseballscorecards.com">livebaseballscorecards.com</a>	
18 Ben Zobrist, S OBP: 0.358, SLG: 0.466			G4-3			F9	FC1-4		FC3-6	5	0	1	1	0	0	2		
11 Casey Kotchman, L OBP: 0.395, SLG: 0.458			G3-1				K			2	1	0	0	3	1	1		
3 Evan Longoria, R OBP: 0.334, SLG: 0.462					P6				F8	3	1	1	2	2	0	2		
20 Matt Joyce, L OBP: 0.345, SLG: 0.517					G4-3				G3	5	1	1	1	0	1	7		
2 B.J. Upton, R OBP: 0.312, SLG: 0.400					G5-3					4	0	1	0	0	0	3		
57 Jake McGee, L (8, 1)										0	0	0	0	0	0	0		
5 Sam Fuld, L OBP: 0.303, SLG: 0.372			G6-3						G4-3	3	0	1	0	0	0	0		
38 Robinson Chirinos, R OBP: 0.313, SLG: 0.286			G1-3							4	0	1	0	0	0	3		
1 Sean Rodriguez, R OBP: 0.292, SLG: 0.371			K						K	4	0	0	0	0	3	4		
<b>Inning Stats</b>	R: 1 H: 2 E: 0 K: 1 S: 11	H: 2 LOB: 2 BB: 2 P: 24	R: 0 H: 0 E: 0 K: 1 S: 7	H: 0 LOB: 0 BB: 0 P: 14	R: 0 H: 0 E: 0 K: 0 S: 7	H: 0 LOB: 0 BB: 0 P: 11	R: 0 H: 0 E: 0 K: 0 S: 8	H: 1 LOB: 1 BB: 0 P: 19	R: 3 H: 3 E: 0 K: 1 S: 15	H: 3 LOB: 2 BB: 1 P: 30	R: 0 H: 1 E: 0 K: 1 S: 7	H: 1 LOB: 1 BB: 1 P: 13	R: 0 H: 1 E: 0 K: 0 S: 10	H: 1 LOB: 2 BB: 1 P: 18	1B: 5 2B: 3 3B: 0 HR: 2	SF: 0 SAC: 0 DP: 1 HBP: 1	WP: 1 PB: 0 SB: 1 CS: 0	PA: 41
<b>PITCHER</b>	IP WLS BF H R ER SO BB IBB HBP BLK WP HR S P ERA WHIP																	
44 Luke Hochevar, R ERA: 5.29	5.1 W 25 6 4 4 2 3 0 1 0 1 2 57 100 6.75 1.688																	
31 Louis Coleman, R ERA: 2.09	0.2 H 2 0 0 0 1 0 0 0 0 0 0 5 6 0.00 0.000																	
55 Tim Collins, L ERA: 3.5	1.0 5 1 0 0 1 1 0 0 0 0 0 11 23 0.00 2.000																	
38 Blake Wood, R ERA: 3.63	1.0 4 1 0 0 1 0 0 0 0 0 0 7 13 0.00 1.000																	
47 Nate Adcock, R ERA: 4.78	1.0 5 1 0 0 0 1 0 0 0 0 0 10 18 0.00 2.000																	

Batter	1	2	3	4	5	6	7	8	9	AB	R	H	RBI	BB	SO	LOB	BOTTOM			
4 Alex Gordon, L OBP: 0.368, SLG: 0.471		G4-6-3				K	F8			5	1	2	0	0	1	4	<b>Tampa Bay Rays @ Kansas City Royals</b> Kauffman Stadium, Kansas City, MO Fri Jul 22 2011, 7:11 PM - 10:23 PM CDT Att: 27,824 - Clear - 98 F <a href="http://livebaseballscorecards.com">livebaseballscorecards.com</a>			
53 Melky Cabrera, S OBP: 0.379, SLG: 0.460			F8	F7						5	2	3	3	0	0	2				
16 Billy Butler, R OBP: 0.419					G5-3					4	2	2	2	1	1	1				
35 Eric Hosmer, L OBP: 0.324, SLG: 0.435			F7		G3					5	1	2	2	0	1	2				
21 Jeff Francoeur, R OBP: 0.314, SLG: 0.453										5	1	3	1	0	1	1				
8 Mike Moustakas, L OBP: 0.250, SLG: 0.240			P2							5	0	1	1	0	0	3				
15 Matt Treanor, R OBP: 0.357, SLG: 0.314										3	1	1	0	2	1	2				
17 Chris Getz, L OBP: 0.314, SLG: 0.285			F7		F9					4	2	1	0	1	0	2				
2 Alcides Escobar, R OBP: 0.292, SLG: 0.333					L6					2	0	1	0	0	0	1				
13 Mike Aviles, R OBP: 0.254, SLG: 0.386										2	0	0	0	0	0	3				
<b>Inning Stats</b>	R: 3 H: 4 E: 0 K: 3 S: 19	H: 1 LOB: 1 BB: 0 P: 30	R: 0 H: 1 E: 0 K: 0 S: 9	H: 1 LOB: 0 BB: 0 P: 13	R: 1 H: 2 E: 0 K: 0 S: 8	H: 2 LOB: 1 BB: 0 P: 15	R: 0 H: 2 E: 0 K: 0 S: 10	H: 2 LOB: 2 BB: 0 P: 14	R: 1 H: 1 E: 1 K: 0 S: 7	H: 1 LOB: 1 BB: 0 P: 12	R: 3 H: 4 E: 0 K: 1 S: 12	H: 4 LOB: 2 BB: 1 P: 23	R: 2 H: 2 E: 0 K: 1 S: 14	H: 2 LOB: 2 BB: 2 P: 27	R: 0 H: 0 E: 0 K: 0 S: 15	H: 0 LOB: 1 BB: 1 P: 21	1B: 11 2B: 4 3B: 0 HR: 1	SF: 0 SAC: 0 DP: 1 HBP: 0	WP: 0 PB: 0 SB: 1 CS: 0	PA: 44
<b>PITCHER</b>	IP WLS BF H R ER SO BB IBB HBP BLK WP HR S P ERA WHIP																			
40 Wade Davis, R ERA: 4.46	5.1 L 27 11 6 5 3 0 0 0 0 0 0 1 57 91 8.44 2.062																			
39 J.P. Howell, L ERA: 8.27	0.2 6 3 2 2 1 1 0 0 0 0 0 8 16 27.00 6.000																			
47 Brandon Gomes, R ERA: 3.24	1.0 7 2 2 2 1 2 0 0 0 0 0 14 27 18.00 4.000																			
57 Jake McGee, L ERA: 3.6	1.0 4 0 0 0 0 1 0 0 0 0 0 15 21 0.00 1.000																			

**Tampa Bay Rays @ Kansas City Royals**  
 Kauffman Stadium, Kansas City, MO  
 Fri Jul 22 2011, 7:11 PM - 10:23 PM CDT  
 Att: 27,824 - Clear - 98 F

**Tampa Bay Rays @ Kansas City Royals**  
 Kauffman Stadium, Kansas City, MO  
 Fri Jul 22 2011, 7:11 PM - 10:23 PM CDT  
 Att: 27,824 - Clear - 98 F

AB	35
R	4
H	9
RBI	4
BB	5
SO	5
LOB	23

AB	40
R	10
H	16
RBI	9
BB	4
SO	5
LOB	21



Batter	1	2	3	4	5	6	7	8	9	10	AB	R	H	RBI	BB	SO	LOB	TOP																	
8 Desmond Jennings, R OBP: 0.800, SLG: 1.667											3	2	2	1	2	1	0	Tampa Bay Rays @ Kansas City Royals Kauffman Stadium, Kansas City, MO Sat Jul 23 2011, 6:12 PM - 9:37 PM CDT Att: 27,643 - Clear - 101 F																	
22 Johnny Damon, L OBP: 0.324, SLG: 0.421											5	0	1	1	0	2	4																		
18 Ben Zobrist, S OBP: 0.359, SLG: 0.468											5	1	2	1	0	2	2																		
3 Evan Longoria, R OBP: 0.303, SLG: 0.467											4	0	2	1	1	1	0	livebaseballscorecards.com																	
2 B.J. Upton, R OBP: 0.310, SLG: 0.395											4	0	0	0	1	2	3																		
1 Sean Rodriguez, R OBP: 0.291, SLG: 0.395											3	0	0	0	1	0	1																		
20 Matt Joyce, L OBP: 0.347, SLG: 0.519											1	0	1	0	0	0	0	AB 40 R 4 H 11 RBI 4 BB 5 SO 15 LOB 25																	
11 Casey Kotchman, L OBP: 0.392, SLG: 0.454											5	0	1	0	0	1	7																		
10 Kelly Shoppach, R OBP: 0.280, SLG: 0.300											4	0	1	0	0	2	0																		
5 Sam Fuld, L OBP: 0.303, SLG: 0.370											1	0	0	0	0	1	3	WP: 0 PA: 45 PB: 0 SB: 1 CS: 0																	
38 Robinson Chirinos, R OBP: 0.313, SLG: 0.286											0	0	0	0	0	0	0																		
9 Elliot Johnson, S OBP: 0.264, SLG: 0.346											5	1	1	0	0	3	5																		
Inning Stats												R: 1 E: 0 K: 1 S: 18	H: 3 LOB: 3 BB: 1 P: 31	R: 1 E: 0 K: 2 S: 14	H: 2 LOB: 1 BB: 0 P: 21	R: 0 E: 0 K: 1 S: 7	H: 0 LOB: 0 BB: 0 P: 13	R: 0 E: 0 K: 3 S: 12	H: 2 LOB: 2 BB: 1 P: 21	R: 1 E: 0 K: 2 S: 11	H: 2 LOB: 1 BB: 0 P: 18	R: 1 E: 0 K: 3 S: 12	H: 1 LOB: 1 BB: 0 P: 19	R: 0 E: 0 K: 1 S: 6	H: 0 LOB: 0 BB: 0 P: 10	R: 0 E: 0 K: 2 S: 9	H: 0 LOB: 0 BB: 0 P: 11	R: 0 E: 0 K: 1 S: 15	H: 1 LOB: 3 BB: 2 P: 29	1B: 5 2B: 4 3B: 2 HR: 0	SF: 0 SAC: 0 DP: 1 HBP: 0	WP: 0 PB: 0 SB: 1 CS: 0	PA: 45		
PITCHER												IP	WLS	BF	H	R	ER	SO	BB	IBB	HBP	BLK	WP	HR	S	P	ERA	WHIP							
26 Jeff Francis, L ERA: 4.65	5.0		25	9	3	3	6	1	0	0	0	0	0	62	104	5.40	2.000																		
56 Greg Holland, R ERA: 1.2	3.0	11	1	1	1	6	1	0	0	0	0	0	0	27	40	3.00	0.667																		
43 Aaron Crow, R ERA: 1.88	1.0	5	0	0	0	1	2	0	0	0	0	0	0	11	26	0.00	2.000																		
48 Joakim Soria, R ERA: 3.64	1.0	W	4	1	0	0	2	0	0	0	0	0	0	10	16	0.00	1.000																		
Batter	1	2	3	4	5	6	7	8	9	10	AB	R	H	RBI <td>BB <td>SO <td>LOB <td>BOTTOM</td> </td></td></td>	BB <td>SO <td>LOB <td>BOTTOM</td> </td></td>	SO <td>LOB <td>BOTTOM</td> </td>	LOB <td>BOTTOM</td>	BOTTOM																	
4 Alex Gordon, L OBP: 0.370, SLG: 0.475											5	0	3	1	0	2	0	Tampa Bay Rays @ Kansas City Royals Kauffman Stadium, Kansas City, MO Sat Jul 23 2011, 6:12 PM - 9:37 PM CDT Att: 27,643 - Clear - 101 F																	
53 Melky Cabrera, S OBP: 0.330, SLG: 0.455											5	0	0	0	0	0	3																		
16 Billy Butler, R OBP: 0.377, SLG: 0.416											5	1	1	0	0	2	1																		
13 Mike Aviles, R OBP: 0.254, SLG: 0.386											0	1	0	0	0	0	0	livebaseballscorecards.com																	
35 Eric Hosmer, L OBP: 0.329, SLG: 0.442											5	2	3	1	0	2	0																		
21 Jeff Francoeur, R OBP: 0.316, SLG: 0.455											3	0	1	0	0	0	2																		
8 Mike Moustakas, L OBP: 0.257, SLG: 0.258											3	0	2	3	0	0	1	AB 37 R 5 H 10 RBI 5 BB 1 SO 9 LOB 13																	
3 Brayan Peña, S OBP: 0.302, SLG: 0.365											3	0	0	0	0	0	3																		
12 Mitch Maier, L OBP: 0.377, SLG: 0.373											1	0	0	0	0	1	0																		
15 Matt Treanor, R OBP: 0.357, SLG: 0.314											0	0	0	0	0	0	0	WP: 1 PA: 40 PB: 0 SB: 1 CS: 0																	
17 Chris Getz, L OBP: 0.313, SLG: 0.282											3	0	0	0	1	1	2																		
2 Alcides Escobar, R OBP: 0.288, SLG: 0.330											4	1	0	0	0	1	1																		
Inning Stats												R: 0 E: 0 K: 2 S: 8	H: 0 LOB: 0 BB: 0 P: 11	R: 0 E: 0 K: 1 S: 11	H: 1 LOB: 1 BB: 0 P: 18	R: 0 E: 1 K: 0 S: 7	H: 1 LOB: 1 BB: 0 P: 12	R: 2 E: 1 K: 0 S: 14	H: 2 LOB: 1 BB: 0 P: 18	R: 0 E: 0 K: 0 S: 7	H: 1 LOB: 1 BB: 0 P: 12	R: 1 E: 0 K: 1 S: 14	H: 2 LOB: 1 BB: 0 P: 21	R: 0 E: 0 K: 2 S: 11	H: 0 LOB: 0 BB: 0 P: 12	R: 0 E: 0 K: 2 S: 11	H: 0 LOB: 1 BB: 0 P: 17	R: 1 E: 0 K: 1 S: 12	H: 1 LOB: 1 BB: 0 P: 18	R: 1 E: 0 K: 0 S: 2	H: 2 LOB: 2 BB: 0 P: 2	1B: 6 2B: 4 3B: 0 HR: 0	SF: 1 SAC: 0 DP: 0 HBP: 1	WP: 1 PB: 0 SB: 1 CS: 0	PA: 40
PITCHER												IP	WLS	BF	H	R	ER	SO	BB	IBB	HBP	BLK	WP	HR	S	P	ERA	WHIP							
34 Jeff Niemann, R ERA: 3.86	6.0		26	7	3	2	4	0	0	0	0	0	0	61	92	3.00	1.167																		
62 Joel Peralta, R ERA: 3.8	1.1	H	4	0	0	0	3	0	0	0	0	0	0	15	17	0.00	0.000																		
39 J.P. Howell, L ERA: 7.94	0.2	H	3	0	0	0	1	0	0	1	1	0	0	7	12	0.00	0.000																		
43 Kyle Farnsworth, R ERA: 1.99	1.0	B	5	1	1	1	1	1	0	0	0	0	0	12	18	9.00	2.000																		
47 Brandon Gomes, R ERA: 3.76	0.0	L	2	2	1	1	0	0	0	0	0	0	0	2	2	∞	∞																		



Batter	1	2	3	4	5	6	7	8	9	AB	R	H	RBI	BB	SO	LOB	TOP							
8 Desmond Jennings, R OBP: 0.800, SLG: 1.533										3	0	2	0	0	0	2								
22 Johnny Damon, L OBP: 0.325, SLG: 0.417										3	1	0	1	2	0	4								
18 Ben Zobrist, S OBP: 0.364, SLG: 0.474										4	1	3	2	0	0	0								
3 Evan Longoria, R OBP: 0.337, SLG: 0.462										5	0	1	1	0	4	7								
20 Matt Joyce, L OBP: 0.342, SLG: 0.512											4	0	0	1	0	2								
11 Casey Kotchman, L OBP: 0.389, SLG: 0.453											5	0	1	0	0	1								
38 Robinson Chirinos, R OBP: 0.289, SLG: 0.222											4	0	0	0	1	2	1							
5 Sam Fuld, L OBP: 0.301, SLG: 0.368											4	1	1	0	0	2								
1 Sean Rodriguez, R OBP: 0.295, SLG: 0.363											2	2	0	0	1	2								
<b>Inning Stats</b>	R: 0 E: 0 K: 1 S: 13	H: 2 LOB: 2 BB: 0 P: 21	R: 0 E: 0 K: 1 S: 13	H: 1 LOB: 2 BB: 1 P: 23	R: 2 E: 0 K: 2 S: 13	H: 2 LOB: 1 BB: 1 P: 20	R: 0 E: 0 K: 1 S: 15	H: 1 LOB: 1 BB: 0 P: 18	R: 0 E: 0 K: 1 S: 6	H: 0 LOB: 0 BB: 0 P: 7	R: 2 E: 0 K: 1 S: 13	H: 1 LOB: 3 BB: 1 P: 28	R: 0 E: 0 K: 0 S: 6	H: 0 LOB: 0 BB: 0 P: 11	R: 1 E: 0 K: 1 S: 16	H: 1 LOB: 1 BB: 1 P: 29	R: 0 E: 0 K: 1 S: 6	H: 0 LOB: 0 BB: 0 P: 8	1B: 5 2B: 3 HR: 0	SF: 1 2B: 3 DP: 0 HBP: 4	WP: 1 PB: 0 CS: 4 ERA: 0	PA: 43		
<b>PITCHER</b>	IP: 5.2 WLS: L BF: 28 ERA: 4.54	IP: 1.1 WLS: 0 BF: 6 ERA: 3.51	IP: 0.2 WLS: 0 BF: 5 ERA: 3.64	IP: 1.1 WLS: 0 BF: 4 ERA: 1.98	IP: 5.2 WLS: L BF: 28 ERA: 4.54	IP: 1.1 WLS: 0 BF: 6 ERA: 3.51	IP: 0.2 WLS: 0 BF: 5 ERA: 3.64	IP: 1.1 WLS: 0 BF: 4 ERA: 1.98	IP: 5.2 WLS: L BF: 28 ERA: 4.54	IP: 1.1 WLS: 0 BF: 6 ERA: 3.51	IP: 0.2 WLS: 0 BF: 5 ERA: 3.64	IP: 1.1 WLS: 0 BF: 4 ERA: 1.98	IP: 5.2 WLS: L BF: 28 ERA: 4.54	IP: 1.1 WLS: 0 BF: 6 ERA: 3.51	IP: 0.2 WLS: 0 BF: 5 ERA: 3.64	IP: 1.1 WLS: 0 BF: 4 ERA: 1.98	IP: 5.2 WLS: L BF: 28 ERA: 4.54	IP: 1.1 WLS: 0 BF: 6 ERA: 3.51	IP: 0.2 WLS: 0 BF: 5 ERA: 3.64	IP: 1.1 WLS: 0 BF: 4 ERA: 1.98	IP: 5.2 WLS: L BF: 28 ERA: 4.54	IP: 1.1 WLS: 0 BF: 6 ERA: 3.51	IP: 0.2 WLS: 0 BF: 5 ERA: 3.64	IP: 1.1 WLS: 0 BF: 4 ERA: 1.98

Tampa Bay Rays @ Kansas City Royals  
Kauffman Stadium, Kansas City, MO  
Sun Jul 24 2011, 1:14 PM - 4:14 PM CDT  
Att: 23,735 - Overcast - 86 F

AB	34
R	5
H	8
RBI	5
BB	4
SO	9
LOB	21



Batter	1	2	3	4	5	6	7	8	9	AB	R	H	RBI	BB	SO	LOB	BOTTOM							
4 Alex Gordon, L OBP: 0.367, SLG: 0.471										4	0	0	0	0	1	4								
53 Melky Cabrera, S OBP: 0.323, SLG: 0.454										3	0	1	0	1	0	2								
16 Billy Butler, R OBP: 0.373, SLG: 0.411										4	0	0	0	0	0	5								
35 Eric Hosmer, L OBP: 0.328, SLG: 0.439											4	0	1	0	0	1	0							
12 Mitch Maier, L OBP: 0.370, SLG: 0.365											4	0	1	0	0	1	0							
13 Mike Aviles, R OBP: 0.254, SLG: 0.389										4	0	1	0	0	1	2								
8 Mike Moustakas, L OBP: 0.250, SLG: 0.250											4	0	0	0	0	2								
15 Matt Treanor, R OBP: 0.355, SLG: 0.313										4	0	1	0	0	1	2								
17 Chris Getz, L OBP: 0.319, SLG: 0.287										2	0	2	0	1	0	0								
<b>Inning Stats</b>	R: 0 E: 0 K: 1 S: 8	H: 0 LOB: 0 BB: 0 P: 13	R: 0 E: 0 K: 1 S: 9	H: 0 LOB: 0 BB: 0 P: 14	R: 0 E: 0 K: 0 S: 9	H: 1 LOB: 1 BB: 0 P: 15	R: 0 E: 0 K: 0 S: 6	H: 1 LOB: 0 BB: 0 P: 8	R: 0 E: 0 K: 0 S: 7	H: 0 LOB: 0 BB: 0 P: 9	R: 0 E: 0 K: 0 S: 11	H: 2 LOB: 1 BB: 0 P: 12	R: 0 E: 0 K: 0 S: 11	H: 2 LOB: 1 BB: 0 P: 14	R: 0 E: 0 K: 1 S: 12	H: 0 LOB: 2 BB: 2 P: 27	R: 0 E: 0 K: 2 S: 16	H: 1 LOB: 2 BB: 0 P: 24	1B: 6 2B: 1 HR: 0	SF: 0 2B: 1 DP: 2 HBP: 0	WP: 0 PB: 0 CS: 0 ERA: 0	PA: 35		
<b>PITCHER</b>	IP: 7.0 WLS: W BF: 25 ERA: 2.57	IP: 0.2 WLS: 0 BF: 4 ERA: 4.05	IP: 0.1 WLS: 0 BF: 1 ERA: 3.77	IP: 1.0 WLS: 0 BF: 5 ERA: 3.27	IP: 7.0 WLS: W BF: 25 ERA: 2.57	IP: 0.2 WLS: 0 BF: 4 ERA: 4.05	IP: 0.1 WLS: 0 BF: 1 ERA: 3.77	IP: 1.0 WLS: 0 BF: 5 ERA: 3.27	IP: 7.0 WLS: W BF: 25 ERA: 2.57	IP: 0.2 WLS: 0 BF: 4 ERA: 4.05	IP: 0.1 WLS: 0 BF: 1 ERA: 3.77	IP: 1.0 WLS: 0 BF: 5 ERA: 3.27	IP: 7.0 WLS: W BF: 25 ERA: 2.57	IP: 0.2 WLS: 0 BF: 4 ERA: 4.05	IP: 0.1 WLS: 0 BF: 1 ERA: 3.77	IP: 1.0 WLS: 0 BF: 5 ERA: 3.27	IP: 7.0 WLS: W BF: 25 ERA: 2.57	IP: 0.2 WLS: 0 BF: 4 ERA: 4.05	IP: 0.1 WLS: 0 BF: 1 ERA: 3.77	IP: 1.0 WLS: 0 BF: 5 ERA: 3.27	IP: 7.0 WLS: W BF: 25 ERA: 2.57	IP: 0.2 WLS: 0 BF: 4 ERA: 4.05	IP: 0.1 WLS: 0 BF: 1 ERA: 3.77	IP: 1.0 WLS: 0 BF: 5 ERA: 3.27

Tampa Bay Rays @ Kansas City Royals  
Kauffman Stadium, Kansas City, MO  
Sun Jul 24 2011, 1:14 PM - 4:14 PM CDT  
Att: 23,735 - Overcast - 86 F

AB	33
R	0
H	7
RBI	0
BB	2
SO	5
LOB	17





Batter	1	2	3	4	5	6	7	8	9	AB	R	H	RBI	BB	SO	LOB	TOP					
8 Desmond Jennings, R (1.7) OBP: 0.667, SLG: 1.000	1-2 P3		1-0 22 G5-3 2B	1-2 F8		2-0 22 K 22 S 1B			0-3 K	5	0	2	1	0	1	1						
22 Johnny Damon, L (1.10) OBP: 0.323, SLG: 0.417	1-1 P6		1-0 G5-3		1-2 18 F9 20 FC6-4 2B				1-1 G6-3	5	1	1	0	0	1	2						
18 Ben Zobrist, S (1.4) OBP: 0.369, SLG: 0.491	2-1 HR		4-0 3 BB		1-0 F9				2-1 0-3 2B	4	1	3	1	1	0	1						
3 Evan Longoria, R (1.5) OBP: 0.344, SLG: 0.460	4-1 BB		4-2 2 FC4-6		4-2 20 FC6-4				4-2 2B	1	0	0	0	4	1	1						
20 Matt Joyce, L (1.9) OBP: 0.336, SLG: 0.503	0-1 G4-3		1-0 F9		0-1 FC6-4 2 3B				2-3 K	5	1	0	1	0	2	8						
2 B.J. Upton, R (1.8) OBP: 0.310, SLG: 0.399		0-1 G5-6-3	2-2 FC4-6		1-2 3-H 2-H 3B				2-1 G6-3	4	0	1	1	0	0	4						
11 Casey Kotchman, L (1.3) OBP: 0.368, SLG: 0.450		0-1 10 G1-6-3 1B		3-1 G3-1		1-2 L8			3-2 F7	4	0	1	0	0	0	1						
10 Kelly Shoppach, R (1.2) OBP: 0.287, SLG: 0.329		2-2 G1-6-3		0-0 E5		1-1 HR			1-1 F7	3	1	2	1	0	0	1						
5 Sam Fulger, L (8. PH) OBP: 0.300, SLG: 0.367										1	0	0	0	0	0	0						
38 Robinson Chirinos, R (8.2) OBP: 0.286, SLG: 0.222										0	0	0	0	0	0	0						
1 Sean Rodriguez, R (1.6) OBP: 0.295, SLG: 0.362										3	1	1	0	0	0	1						
9 Elliot Johnson, S (8. PH) OBP: 0.262, SLG: 0.344										1	0	0	0	0	1	0						
<b>Inning Stats</b>	R: 1 E: 0 K: 0 S: 10	H: 1 LOB: 1 BB: 1 P: 18	R: 0 E: 0 K: 0 S: 8	H: 1 LOB: 0 BB: 0 P: 10	R: 1 E: 0 K: 0 S: 11	H: 2 LOB: 3 BB: 2 P: 25	R: 0 E: 1 K: 0 S: 12	H: 1 LOB: 1 BB: 0 P: 19	R: 2 E: 0 K: 0 S: 17	H: 2 LOB: 1 BB: 1 P: 25	R: 1 E: 0 K: 1 S: 9	H: 2 LOB: 1 BB: 0 P: 15	R: 0 E: 0 K: 2 S: 14	H: 1 LOB: 0 BB: 0 P: 20	R: 0 E: 0 K: 1 S: 10	H: 0 LOB: 0 BB: 0 P: 16	R: 0 E: 0 K: 2 S: 15	H: 1 LOB: 2 BB: 1 P: 24	1B: 4 2B: 4 3B: 1 HR: 2	SF: 0 SAC: 0 DP: 1 HBP: 0	WP: 0 PB: 0 SB: 2 CS: 0	PA: 41
<b>PITCHER</b>	IP WLS BF H R ER SO BB IBB HBP BLK WP HR S P ERA WHIP																					
52 Guillermo Moscoso, R (1.1) ERA: 3.47	5.0 26 8 5 5 0 4 0 0 0 0 2 60 100 9.00 2.400																					
48 Michael Wuerz, R (8.1) ERA: 3.94	1.1 2 0 0 0 2 0 0 0 0 0 0 12 18 0.00 1.500																					
57 Brian Fuentes, L (7.1) ERA: 4.32	0.2 W 2 0 0 0 1 0 0 0 0 0 0 9 14 0.00 0.000																					
50 Grant Balfour, R (8.1) ERA: 2.03	1.0 H 3 0 0 0 1 0 0 0 0 0 0 10 16 0.00 0.000																					
40 Andrew Bailey, R (9.1) ERA: 2.25	1.0 S 5 1 0 0 2 1 0 0 0 0 0 0 15 24 0.00 2.000																					

Tampa Bay Rays @ Oakland Athletics  
Oakland Coliseum, Oakland, CA  
Mon Jul 25 2011, 7:09 PM - 10:43 PM PDT  
Att: 11,053 - Clear - 63 F

AB	36
R	5
H	11
RBI	5
BB	5
SO	6
LOB	20



Batter	1	2	3	4	5	6	7	8	9	AB	R	H	RBI	BB	SO	LOB	BOTTOM			
19 Jemile Weeks, S (1.4) OBP: 0.341, SLG: 0.405	3-2 F7		2-0 P5		1-2 FC4-6 55 G6-3 4 BB	1-2 FC5-4			1 SAFE 1-1 P6	5	0	0	0	0	0	4				
4 Coco Crisp, S (1.8) OBP: 0.320, SLG: 0.390	1-2 F8		2-1 F7		4-1 55 G6-3 BB				2-0 G5-3	4	0	1	1	1	0	0				
55 Hideki Matsui, L (1.7) OBP: 0.315, SLG: 0.371	4-2 16 BB		3-2 F9		0-0 G6-3				2-2 G3	4	1	1	0	1	0	3				
15 Ryan Sweeney, L (9.7) OBP: 0.348, SLG: 0.327					1-2 2-3				0-2 G3	0	0	0	0	0	0	0				
16 Josh Willingham, R (1.10) OBP: 0.327, SLG: 0.431	4-1 BB		2-2 1B		1-1 G5-3				4-1 12 BB 28 BB 1B	2	1	1	0	3	0	2				
12 David DeJesus, L (1.9) OBP: 0.318, SLG: 0.343	1-2 F9		3-2 F7						2-2 28 G3 29 SF7 2B	5	2	2	1	0	0	5				
28 Conor Jackson, R (1.3) OBP: 0.326, SLG: 0.342		2-2 2 HR 1B		2-0 F9					1-0 G3	4	1	2	2	0	0	1				
29 Scott Sizemore, R (1.5) OBP: 0.321, SLG: 0.341		1-3 K		2-1 P3					1-2 29 P3 1-H 2B	3	0	0	1	0	1	2				
8 Kurt Suzuki, R (1.2) OBP: 0.288, SLG: 0.349		1-3 K		1-2 F7					3-H 0-1 2 1B	4	0	1	0	0	1	2				
2 Cliff Pennington, S (1.6) OBP: 0.309, SLG: 0.346		0-1 HR			4-2 19 FC4-6				1-1 19 FC5-4 1B	2	2	2	2	2	0	0				
<b>Inning Stats</b>	R: 0 E: 0 K: 0 S: 14	H: 0 LOB: 2 BB: 2 P: 27	R: 2 E: 0 K: 2 S: 13	H: 2 LOB: 0 BB: 0 P: 19	R: 0 E: 0 K: 0 S: 14	H: 1 LOB: 1 BB: 0 P: 24	R: 0 E: 0 K: 0 S: 6	H: 0 LOB: 0 BB: 0 P: 11	R: 0 E: 0 K: 0 S: 10	H: 0 LOB: 2 BB: 2 P: 20	R: 1 E: 0 K: 0 S: 13	H: 3 LOB: 2 BB: 0 P: 19	R: 3 E: 0 K: 0 S: 15	H: 3 LOB: 1 BB: 1 P: 27	R: 1 E: 0 K: 0 S: 7	H: 1 LOB: 2 BB: 2 P: 19	1B: 6 2B: 3 3B: 0 HR: 1	SF: 1 SAC: 0 DP: 0 HBP: 0	WP: 0 PB: 0 SB: 0 CS: 0	PA: 41
<b>PITCHER</b>	IP WLS BF H R ER SO BB IBB HBP BLK WP HR S P ERA WHIP																			
58 Jeremy Hellickson, R (1.1) ERA: 3.27	5.0 23 4 3 3 3 4 0 0 0 0 0 60 106 5.40 1.600																			
47 Brandon Gomes, R (8.1) ERA: 3.63	0.2 H 4 2 0 0 0 0 0 0 0 0 0 6 9 0.00 3.000																			
39 J.P. Howell, L (6.1) ERA: 9.13	0.2 L 5 2 3 3 0 1 0 0 0 0 0 0 10 18 40.50 4.500																			
62 Joel Peralta, R (7.1) ERA: 3.72	0.2 B 3 1 0 0 0 0 0 0 0 0 0 9 14 0.00 1.500																			
27 Cesar Ramos, L (8.1) ERA: 4.22	1.0 6 1 1 1 0 1 1 0 0 0 0 7 19 9.00 2.000																			

Tampa Bay Rays @ Oakland Athletics  
Oakland Coliseum, Oakland, CA  
Mon Jul 25 2011, 7:09 PM - 10:43 PM PDT  
Att: 11,053 - Clear - 63 F

AB	33
R	7
H	10
RBI	7
BB	7
SO	2
LOB	19









Batter	1	2	3	4	5	6	7	8	9	AB	R	H	RBI	BB	SO	LOB	TOP		
8 Desmond Jennings, R OBP: 0.565, SLG: 0.722	G5-3		1B		K			BB	1B	4	1	2	1	1	1	0			
22 Johnny Damon, L OBP: 0.324, SLG: 0.416	K		BB		F8			F6	1B	4	0	1	1	1	1	2			
18 Ben Zobrist, S OBP: 0.371, SLG: 0.495	FC6-4		P5		K			K	K	5	0	1	0	0	3	5			
3 Evan Longoria, R OBP: 0.341, SLG: 0.451	FC6-4							K		1	0	0	0	1	0	1			
9 Elliot Johnson, S OBP: 0.259, SLG: 0.338								K		2	0	0	0	0	2	2			
11 Casey Kotchman, L OBP: 0.287, SLG: 0.329	G6-3									2	0	0	0	0	0	1			
38 Robinson Chirinos, R OBP: 0.296, SLG: 0.299										2	1	2	0	0	0	0			
20 Matt Joyce, L OBP: 0.337, SLG: 0.513	G4-3							G5-4-3	1B	4	1	1	2	0	0	2			
10 Kelly Shoppach, R OBP: 0.277, SLG: 0.433	K								HR	3	0	1	0	0	1	1			
16 Justin Ruggiano, R OBP: 0.277, SLG: 0.433										1	1	0	0	0	0	0			
5 Sam Fuld, L OBP: 0.296, SLG: 0.362										4	0	0	0	0	0	2			
1 Sean Rodriguez, R OBP: 0.294, SLG: 0.356										3	0	0	0	1	1	1			
<b>Inning Stats</b>	R: 0 H: 1 E: 0 K: 1 S: 13	H: 1 LOB: 1 BB: 0 P: 18	R: 0 H: 0 E: 0 K: 1 S: 8	H: 0 LOB: 0 BB: 0 P: 11	R: 0 H: 1 E: 0 K: 1 S: 10	H: 1 LOB: 2 BB: 1 P: 21	R: 0 H: 0 E: 0 K: 0 S: 5	H: 0 LOB: 1 BB: 1 P: 11	R: 0 H: 2 E: 0 K: 2 S: 6	H: 1 LOB: 1 BB: 0 P: 10	R: 0 H: 0 E: 0 K: 2 S: 19	H: 0 LOB: 2 BB: 2 P: 31	R: 4 H: 4 E: 1 K: 1 S: 27	H: 4 LOB: 1 BB: 0 P: 40	1B: 7 2B: 0 3B: 0 HR: 1	SF: 0 SAC: 0 DP: 1 HBP: 0	WP: 2 PB: 0 SB: 0 CS: 0	PA: 39	
<b>PITCHER</b>	IP	WLS	BF	H	R	ER	SO	BB	IBB	HBP	BLK	WP	HR	S	P	ERA	WHIP		
53 Trevor Cahill, R ERA: 3.58	7.1	W	29	4	0	0	6	4	0	0	0	0	0	67	114	0.00	1.091		
56 Craig Breslow, L ERA: 3.22	0.2		2	0	0	0	2	0	0	0	0	0	0	8	10	0.00	0.000		
60 Fautino De Los Santos, R ERA: 2.92	0.2		6	3	4	2	0	0	0	0	0	1	1	22	32	27.00	4.500		
31 Brad Ziegler, R ERA: 1.7	0.1		2	1	0	0	1	0	0	0	0	1	0	5	8	0.00	3.000		

Tampa Bay Rays @ Oakland Athletics  
Oakland Coliseum, Oakland, CA  
Wed Jul 27 2011, 7:08 PM - 9:58 PM PDT  
Att: 18,640 - Clear - 65 F

livebaseballscores.com

AB 35  
R 4  
H 8  
RBI 4  
BB 4  
SO 9  
LOB 17



Batter	1	2	3	4	5	6	7	8	9	AB	R	H	RBI	BB	SO	LOB	BOTTOM		
19 Jemile Weeks, S OBP: 0.341, SLG: 0.418	K		1B		HR					4	3	3	3	0	1	0			
4 Coco Crisp, S OBP: 0.317, SLG: 0.384	1B		L8		F7			G3-1		4	0	1	0	1	0	3			
55 Hideki Matsui, L OBP: 0.318, SLG: 0.390	L7		2B		HR			F7		5	1	3	5	0	0	1			
16 Josh Willingham, R OBP: 0.327, SLG: 0.428	F8		P3		HR			F8		5	1	1	0	0	0	4			
28 Conor Jackson, R OBP: 0.333, SLG: 0.347	G6-3							G3		4	2	1	1	1	1	2			
15 Ryan Sweeney, L OBP: 0.360, SLG: 0.361	2B							L4		4	3	3	2	1	0	0			
2 Cliff Pennington, S OBP: 0.317, SLG: 0.354										3	0	1	0	0	1	1			
28 Eric Sogard, L OBP: 0.400, SLG: 0.417	L8							1B		1	0	1	0	0	0	0			
29 Scott Sizemore, R OBP: 0.339, SLG: 0.358	1B							K		4	1	2	2	1	1	1			
11 Landon Powell, S OBP: 0.287, SLG: 0.265	G6-3									3	2	1	0	1	0	3			
<b>Inning Stats</b>	R: 0 H: 1 E: 0 K: 1 S: 9	H: 2 LOB: 2 BB: 0 P: 14	R: 1 H: 2 E: 0 K: 0 S: 8	H: 2 LOB: 0 BB: 0 P: 12	R: 9 H: 7 E: 1 K: 1 S: 24	H: 7 LOB: 0 BB: 2 P: 41	R: 2 H: 3 E: 0 K: 1 S: 24	H: 3 LOB: 2 BB: 1 P: 39	R: 1 H: 1 E: 0 K: 0 S: 12	H: 1 LOB: 1 BB: 2 P: 22	R: 0 H: 0 E: 0 K: 0 S: 4	H: 0 LOB: 0 BB: 0 P: 6	R: 0 H: 1 E: 0 K: 1 S: 10	H: 1 LOB: 1 BB: 0 P: 15	1B: 10 2B: 4 3B: 2 HR: 2	SF: 1 SAC: 1 DP: 1 HBP: 0	WP: 0 PB: 0 SB: 0 CS: 0	PA: 44	
<b>PITCHER</b>	IP	WLS	BF	H	R	ER	SO	BB	IBB	HBP	BLK	WP	HR	S	P	ERA	WHIP		
33 James Shields, R ERA: 3.03	4.0	L	25	12	10	10	2	2	0	0	0	0	0	51	80	22.50	3.500		
55 Rob Delaney, R ERA: 10.9	3.0		15	4	3	3	1	3	0	0	0	0	0	40	67	9.00	2.333		
47 Brandon Gomes, R ERA: 3.44	1.0		4	1	0	0	1	0	0	0	0	0	0	10	15	0.00	1.000		

Tampa Bay Rays @ Oakland Athletics  
Oakland Coliseum, Oakland, CA  
Wed Jul 27 2011, 7:08 PM - 9:58 PM PDT  
Att: 18,640 - Clear - 65 F

livebaseballscores.com

AB 37  
R 13  
H 17  
RBI 13  
BB 5  
SO 4  
LOB 15





Batter	1	2	3	4	5	6	7	8	9	AB R H RBI BB SO LOB	TOP												
8 Desmond Jennings, R OBP: 0.607, SLG: 0.884	L9			BB		HR	1B		1B	4 2 3 4 1 0 0	<b>Tampa Bay Rays @ Oakland Athletics</b> Oakland Coliseum, Oakland, CA Thu Jul 28 2011, 12:41 PM - 3:38 PM PDT Att: 16,466 - Sunny - 66 F												
22 Johnny Damon, L OBP: 0.322, SLG: 0.413	K			K		F8	1B		L5-6-4	5 0 1 1 0 2 2													
3 Evan Longoria, R OBP: 0.339, SLG: 0.458	F9			K		F8	HR		G5-3	5 1 1 1 0 1 0													
18 Ben Zobrist, S OBP: 0.372, SLG: 0.493		G3								3 1 1 0 1 0 0													
11 Casey Kotchman, L OBP: 0.385, SLG: 0.445		F7								4 1 1 0 0 1 1													
2 B.J. Upton, R OBP: 0.309, SLG: 0.403		F8								3 1 1 1 1 0 2													
20 Matt Joyce, L OBP: 0.339, SLG: 0.511			F9							3 1 1 1 1 1 1													
38 Robinson Chirinos, R OBP: 0.276, SLG: 0.231										2 0 0 0 0 1 0													
5 Sam Fuld, L OBP: 0.298, SLG: 0.362										1 0 0 0 0 1 1													
10 Kelly Shoppach, R OBP: 0.286, SLG: 0.327										1 0 0 0 0 1 1													
1 Sean Rodriguez, R OBP: 0.297, SLG: 0.355										3 2 1 1 1 1 1													
<b>Inning Stats</b>	R: 0 H: 0 E: 0 K: 1 S: 11	H: 0 LOB: 0 BB: 0 P: 18	R: 0 H: 0 E: 0 K: 0 S: 7	H: 0 LOB: 0 BB: 0 P: 12	R: 0 H: 0 E: 0 K: 1 S: 6	H: 0 LOB: 0 BB: 0 P: 11	R: 0 H: 0 E: 0 K: 2 S: 11	H: 1 LOB: 1 BB: 1 P: 24	R: 2 H: 2 E: 0 K: 1 S: 13	H: 2 LOB: 0 BB: 3 P: 21	R: 7 H: 5 E: 0 K: 0 S: 16	H: 5 LOB: 0 BB: 3 P: 36	R: 1 H: 1 E: 0 K: 1 S: 11	H: 1 LOB: 1 BB: 1 P: 17	R: 0 H: 1 E: 0 K: 0 S: 9	H: 1 LOB: 0 BB: 0 P: 14	1B: 7 2B: 2 3B: 0 HR: 3	SF: 0 SAC: 0 DP: 2 HBP: 0	WP: 1 PB: 1 CS: 2	PA: 39			
<b>PITCHER</b>	IP WLS BF H R ER SO BB IBB HBP BLK WP HR S P ERA WHIP											<b>PITCHER</b>	IP WLS BF H R ER SO BB IBB HBP BLK WP HR S P ERA WHIP										
18 Rich Harden, R ERA: 4.3	(1, 1) 6.0 21 3 2 2 7 2 0 0 0 0 0 1 62 105 3.00 0.833											48 Michael Wuertz, R ERA: 3.82	(9, 1) 1.0 3 1 0 0 0 0 0 0 0 0 0 6 12 81.00 9.000										
56 Craig Breslow, L ERA: 3.93	(7, 1) 0.1 H 4 2 3 3 0 1 0 0 0 0 0 0 4 12 81.00 9.000																						
31 Brad Ziegler, R ERA: 2.43	(7, 1) 0.0 L 3 1 1 1 0 2 0 0 0 0 0 0 4 12 ∞ ∞																						
57 Brian Fuentes, L ERA: 4.46	(7, 1) 0.2 3 2 3 3 0 0 0 0 0 0 1 1 6 12 40.50 3.000																						
64 Trystan Magnuson, R ERA: 9.59	(8, 1) 1.0 5 1 1 1 1 1 0 0 0 0 0 1 11 17 9.00 2.000																						

Batter	1	2	3	4	5	6	7	8	9	AB R H RBI BB SO LOB	BOTTOM												
19 Jemile Weeks, S OBP: 0.332, SLG: 0.406	G6-3									5 0 0 0 0 1 1	<b>Tampa Bay Rays @ Oakland Athletics</b> Oakland Coliseum, Oakland, CA Thu Jul 28 2011, 12:41 PM - 3:38 PM PDT Att: 16,466 - Sunny - 66 F												
2 Cliff Pennington, S OBP: 0.315, SLG: 0.352		K								5 1 1 0 0 3 1													
55 Hideki Matsui, L OBP: 0.320, SLG: 0.389										3 2 1 0 1 0 0													
16 Josh Willingham, R OBP: 0.329, SLG: 0.432										4 1 2 1 0 0 0													
12 David DeJesus, L OBP: 0.313, SLG: 0.345										4 1 1 3 0 2 1													
28 Conor Jackson, R OBP: 0.332, SLG: 0.357										4 1 1 2 0 0 1													
15 Ryan Sweeney, L OBP: 0.363, SLG: 0.370										4 1 2 0 0 0 0													
8 Kurt Suzuki, R OBP: 0.287, SLG: 0.359										4 1 1 1 0 1 2													
29 Scott Sizemore, R OBP: 0.338, SLG: 0.356										4 0 1 1 0 2 1													
<b>Inning Stats</b>	R: 5 H: 6 E: 0 K: 2 S: 33	H: 6 LOB: 1 BB: 0 P: 47	R: 0 H: 0 E: 0 K: 2 S: 8	H: 0 LOB: 0 BB: 0 P: 13	R: 0 H: 0 E: 0 K: 1 S: 6	H: 0 LOB: 0 BB: 0 P: 8	R: 0 H: 0 E: 0 K: 0 S: 5	H: 0 LOB: 0 BB: 0 P: 9	R: 0 H: 0 E: 0 K: 0 S: 6	H: 0 LOB: 0 BB: 0 P: 10		R: 0 H: 0 E: 0 K: 1 S: 8	H: 0 LOB: 0 BB: 0 P: 13	R: 1 H: 1 E: 0 K: 1 S: 8	H: 1 LOB: 0 BB: 0 P: 13	R: 1 H: 1 E: 0 K: 0 S: 15	H: 1 LOB: 1 BB: 1 P: 26	R: 1 H: 2 E: 0 K: 1 S: 15	H: 2 LOB: 1 BB: 0 P: 21	1B: 5 2B: 2 3B: 1 HR: 2	SF: 0 SAC: 0 DP: 0 HBP: 0	WP: 1 PB: 0 SB: 0 CS: 0	PA: 38
<b>PITCHER</b>	IP WLS BF H R ER SO BB IBB HBP BLK WP HR S P ERA WHIP											<b>PITCHER</b>	IP WLS BF H R ER SO BB IBB HBP BLK WP HR S P ERA WHIP										
40 Wade Davis, R ERA: 4.62	(1, 1) 6.0 W 24 6 5 5 6 0 0 0 0 0 0 1 66 100 7.50 1.000																						
62 Joel Peralta, R ERA: 3.63	(7, 1) 1.0 4 1 1 1 1 0 0 0 0 0 0 1 8 13 9.00 1.000																						
57 Jake McGee, L ERA: 3.75	(8, 1) 1.0 5 1 1 1 1 1 0 0 0 0 0 0 15 26 9.00 2.000																						
43 Kyle Farnsworth, R ERA: 2.16	(9, 1) 1.0 S 5 2 1 1 1 0 0 0 0 0 0 1 15 21 9.00 2.000																						

AB	33
R	10
H	10
RBI	9
BB	6
SO	8
LOB	8



AB	37
R	8
H	10
RBI	8
BB	1
SO	9
LOB	7





Batter	1	2	3	4	5	6	7	8	9	AB	R	H	RBI	BB	SO	LOB	TOP			
8 Desmond Jennings, R OBP: 0.545, SLG: 0.751	G5-3	G6-3 3 BLK 22 1B	G3-1		G6-3			G5-3		4	1	0	1	1	0	2				
22 Johnny Damon, L OBP: 0.325, SLG: 0.413	K	G6-3 3 BLK 18 HR				G3-1				3	1	1	2	2	1	0				
3 Evan Longoria, R OBP: 0.336, SLG: 0.451		G6-3				G6-3		K		4	0	0	1	1	2	5				
18 Ben Zobrist, S OBP: 0.372, SLG: 0.500			F9			K		G3-1		5	1	2	2	0	1	4				
2 B.J. Upton, R OBP: 0.310, SLG: 0.401	G5-3									4	1	1	0	1	2	2				
11 Casey Kotchman, L OBP: 0.386, SLG: 0.451										5	2	3	1	0	0	1				
10 Kelly Shoppach, R OBP: 0.283, SLG: 0.322										5	0	1	1	0	3	2				
20 Matt Joyce, L OBP: 0.336, SLG: 0.506										3	1	0	0	1	1	2				
1 Sean Rodriguez, R OBP: 0.304, SLG: 0.364										3	1	2	0	1	0	0				
<b>Inning Stats</b>	R: 0 E: 0 K: 1 S: 9	H: 1 LOB: 2 BB: 1 P: 24	R: 8 E: 0 K: 2 S: 32	H: 5 LOB: 1 BB: 4 P: 57	R: 0 E: 0 K: 1 S: 9	H: 1 LOB: 2 BB: 1 P: 16	R: 0 E: 0 K: 1 S: 5	H: 0 LOB: 0 BB: 0 P: 6	R: 0 E: 0 K: 1 S: 6	H: 0 LOB: 1 BB: 0 P: 9	R: 0 E: 0 K: 1 S: 14	H: 1 LOB: 1 BB: 0 P: 16	R: 0 E: 0 K: 1 S: 13	H: 2 LOB: 2 BB: 1 P: 23	R: 0 E: 0 K: 2 S: 10	H: 0 LOB: 0 BB: 0 P: 14	1B: 7 2B: 2 3B: 0 HR: 1	SF: 0 SAC: 0 DP: 1 HBP: 0	WP: 0 PB: 0 SB: 0 CS: 0	PA: 43
<b>PITCHER</b>	IP WLS BF H R ER SO BB IBB HBP BLK WP HR S P ERA WHIP	IP WLS BF H R ER SO BB IBB HBP BLK WP HR S P ERA WHIP	IP WLS BF H R ER SO BB IBB HBP BLK WP HR S P ERA WHIP	IP WLS BF H R ER SO BB IBB HBP BLK WP HR S P ERA WHIP	IP WLS BF H R ER SO BB IBB HBP BLK WP HR S P ERA WHIP	IP WLS BF H R ER SO BB IBB HBP BLK WP HR S P ERA WHIP	IP WLS BF H R ER SO BB IBB HBP BLK WP HR S P ERA WHIP	IP WLS BF H R ER SO BB IBB HBP BLK WP HR S P ERA WHIP	IP WLS BF H R ER SO BB IBB HBP BLK WP HR S P ERA WHIP	IP WLS BF H R ER SO BB IBB HBP BLK WP HR S P ERA WHIP	IP WLS BF H R ER SO BB IBB HBP BLK WP HR S P ERA WHIP	IP WLS BF H R ER SO BB IBB HBP BLK WP HR S P ERA WHIP	IP WLS BF H R ER SO BB IBB HBP BLK WP HR S P ERA WHIP	IP WLS BF H R ER SO BB IBB HBP BLK WP HR S P ERA WHIP	IP WLS BF H R ER SO BB IBB HBP BLK WP HR S P ERA WHIP	IP WLS BF H R ER SO BB IBB HBP BLK WP HR S P ERA WHIP	IP WLS BF H R ER SO BB IBB HBP BLK WP HR S P ERA WHIP	IP WLS BF H R ER SO BB IBB HBP BLK WP HR S P ERA WHIP	IP WLS BF H R ER SO BB IBB HBP BLK WP HR S P ERA WHIP	IP WLS BF H R ER SO BB IBB HBP BLK WP HR S P ERA WHIP

Tampa Bay Rays @ Seattle Mariners  
Safeco Field, Seattle, WA  
Fri Jul 29 2011, 7:11 PM - 10:11 PM PDT  
Att: 26,623 - Clear - 74 F

AB 36  
R 8  
H 10  
RBI 8  
BB 7  
SO 10  
LOB 18



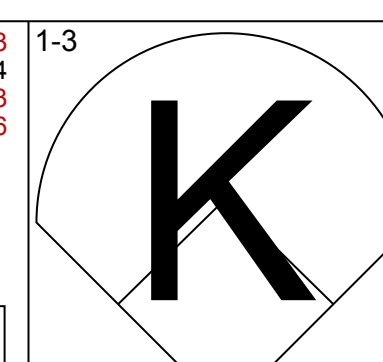
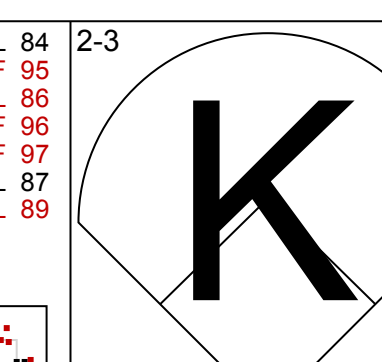
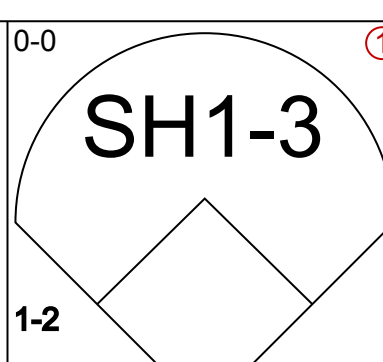
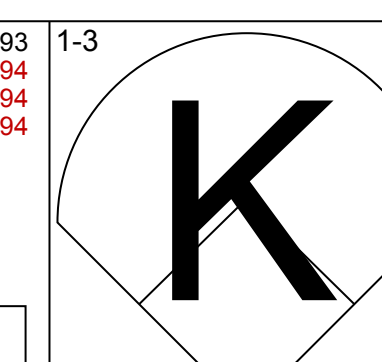
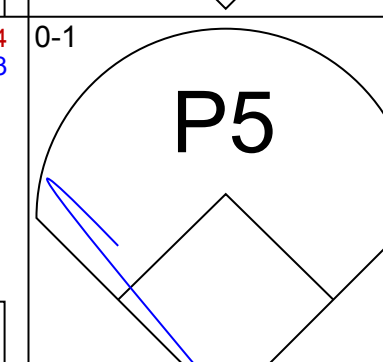
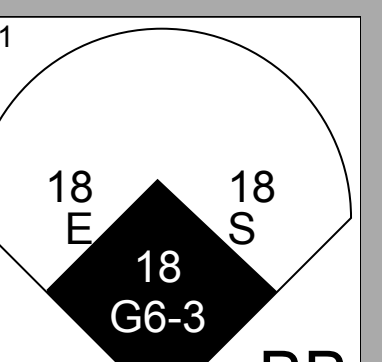
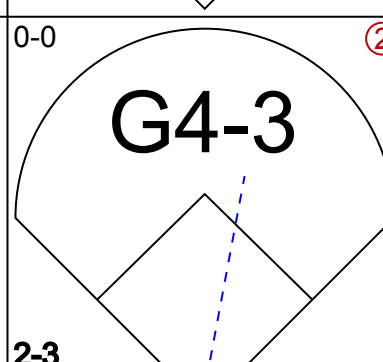
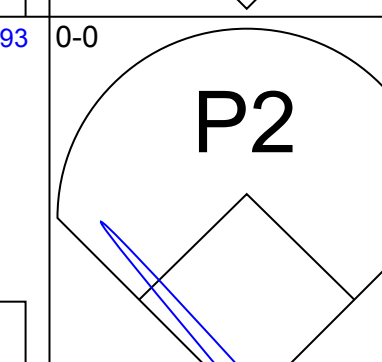
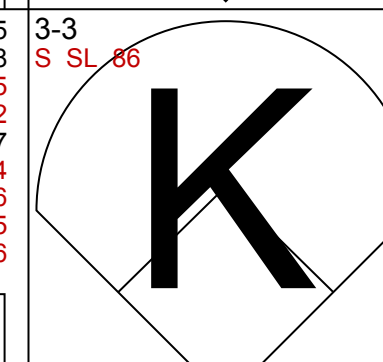
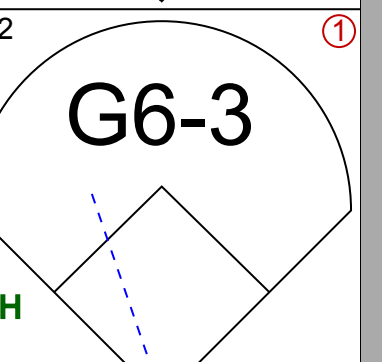
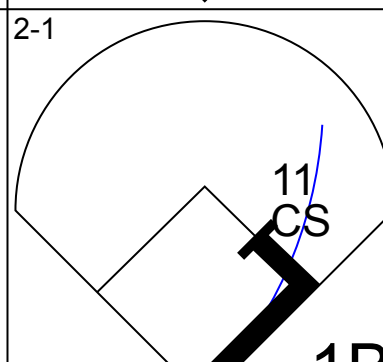
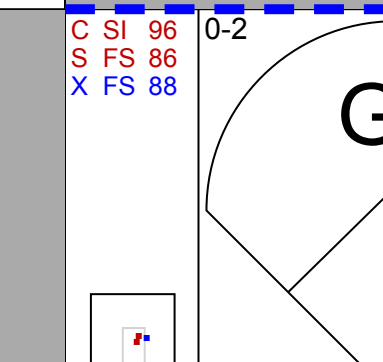

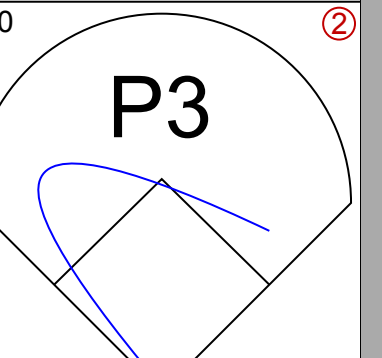
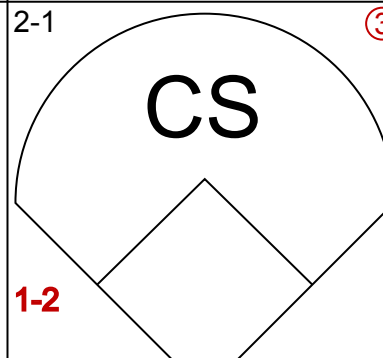

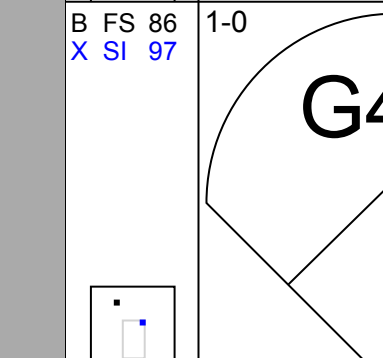

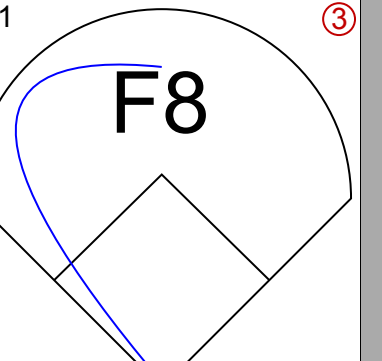


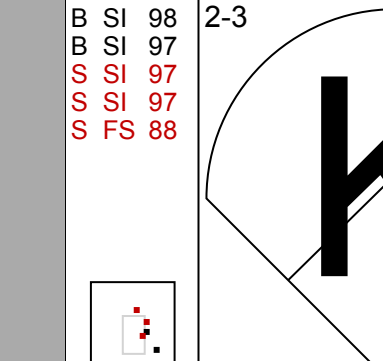













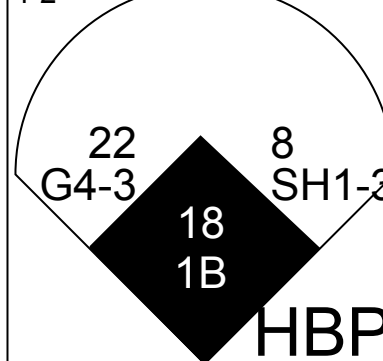
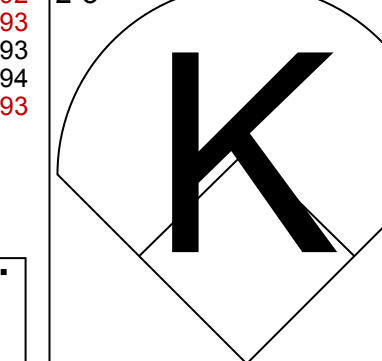
Batter	1	2	3	4	5	6	7	8	9	AB	R	H	RBI	BB	SO	LOB	BOTTOM					
51 Ichiro Suzuki, L OBP: 0.314, SLG: 0.320	G4-3		G4-3							4	0	0	0	0	1	3						
26 Brendan Ryan, R OBP: 0.320, SLG: 0.337	G6-3		G6-3							3	0	0	0	0	0	1						
13 Dustin Ackley, L OBP: 0.355, SLG: 0.508										3	0	1	0	1	0	1						
30 Miguel Olivo, R OBP: 0.251, SLG: 0.380										4	0	0	0	0	3	3						
20 Mike Carp, L OBP: 0.363, SLG: 0.451		L7								3	0	0	0	1	1	1						
17 Justin Smoak, S OBP: 0.316, SLG: 0.388										4	0	0	0	0	3	2						
4 Adam Kennedy, L OBP: 0.297, SLG: 0.384										4	0	1	0	0	1	2						
21 Franklin Gutierrez, R OBP: 0.233, SLG: 0.231										3	0	0	0	0	2	1						
9 Chone Figgins, S OBP: 0.238, SLG: 0.239										2	0	1	0	1	0	0						
<b>Inning Stats</b>	R: 0 E: 0 K: 1 S: 9	H: 1 LOB: 1 BB: 0 P: 13	R: 0 E: 0 K: 1 S: 11	H: 0 LOB: 0 BB: 0 P: 15	R: 0 E: 0 K: 1 S: 10	H: 0 LOB: 1 BB: 1 P: 16	R: 0 E: 0 K: 3 S: 15	H: 0 LOB: 2 BB: 2 P: 29	R: 0 E: 0 K: 2 S: 8	H: 0 LOB: 0 BB: 0 P: 12	R: 0 E: 0 K: 2 S: 13	H: 0 LOB: 1 BB: 0 P: 18	R: 0 E: 0 K: 1 S: 13	H: 2 LOB: 2 BB: 0 P: 19	R: 0 E: 0 K: 0 S: 6	H: 0 LOB: 0 BB: 0 P: 6	R: 0 E: 0 K: 0 S: 7	H: 0 LOB: 0 BB: 0 P: 11	1B: 3 2B: 0 3B: 0 HR: 0	SF: 0 SAC: 0 DP: 0 HBP: 1	WP: 1 PB: 0 SB: 0 CS: 0	PA: 34
<b>PITCHER</b>	IP WLS BF H R ER SO BB IBB HBP BLK WP HR S P ERA WHIP	IP WLS BF H R ER SO BB IBB HBP BLK WP HR S P ERA WHIP	IP WLS BF H R ER SO BB IBB HBP BLK WP HR S P ERA WHIP	IP WLS BF H R ER SO BB IBB HBP BLK WP HR S P ERA WHIP	IP WLS BF H R ER SO BB IBB HBP BLK WP HR S P ERA WHIP	IP WLS BF H R ER SO BB IBB HBP BLK WP HR S P ERA WHIP	IP WLS BF H R ER SO BB IBB HBP BLK WP HR S P ERA WHIP	IP WLS BF H R ER SO BB IBB HBP BLK WP HR S P ERA WHIP	IP WLS BF H R ER SO BB IBB HBP BLK WP HR S P ERA WHIP	IP WLS BF H R ER SO BB IBB HBP BLK WP HR S P ERA WHIP	IP WLS BF H R ER SO BB IBB HBP BLK WP HR S P ERA WHIP	IP WLS BF H R ER SO BB IBB HBP BLK WP HR S P ERA WHIP	IP WLS BF H R ER SO BB IBB HBP BLK WP HR S P ERA WHIP	IP WLS BF H R ER SO BB IBB HBP BLK WP HR S P ERA WHIP	IP WLS BF H R ER SO BB IBB HBP BLK WP HR S P ERA WHIP	IP WLS BF H R ER SO BB IBB HBP BLK WP HR S P ERA WHIP	IP WLS BF H R ER SO BB IBB HBP BLK WP HR S P ERA WHIP	IP WLS BF H R ER SO BB IBB HBP BLK WP HR S P ERA WHIP	IP WLS BF H R ER SO BB IBB HBP BLK WP HR S P ERA WHIP	IP WLS BF H R ER SO BB IBB HBP BLK WP HR S P ERA WHIP		

Tampa Bay Rays @ Seattle Mariners  
Safeco Field, Seattle, WA  
Fri Jul 29 2011, 7:11 PM - 10:11 PM PDT  
Att: 26,623 - Clear - 74 F

AB 30  
R 0  
H 3  
RBI 0  
BB 3  
SO 11  
LOB 14



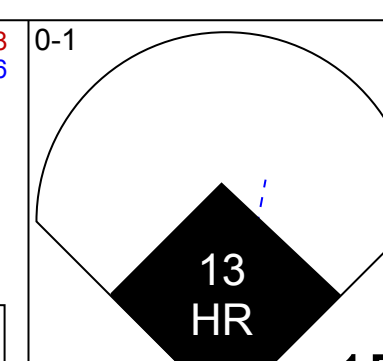
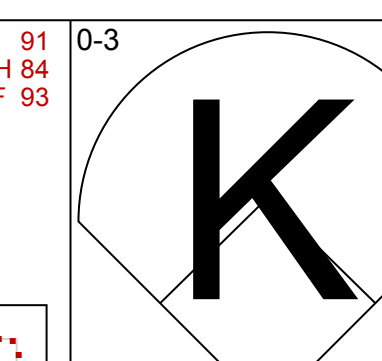

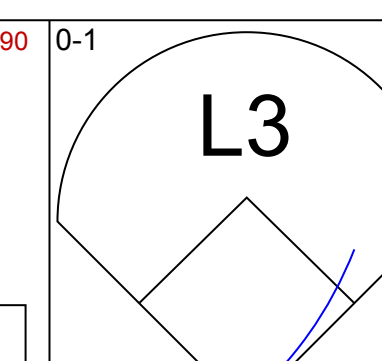
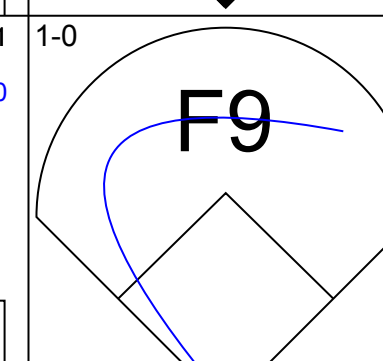
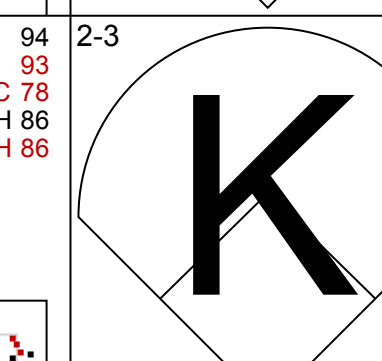
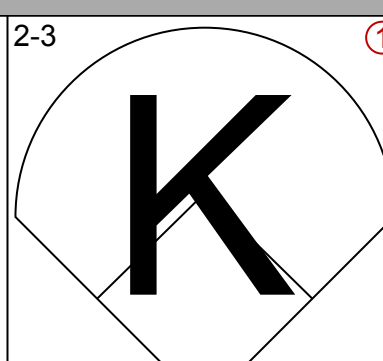
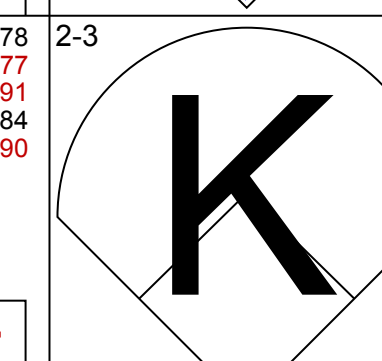
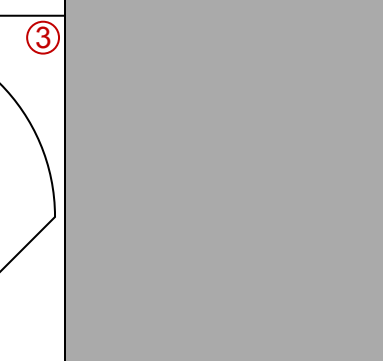
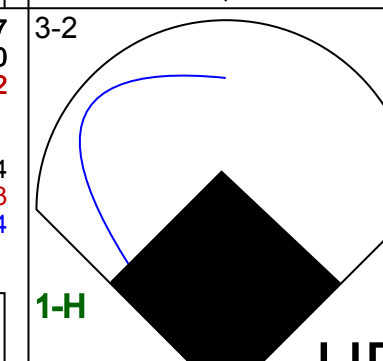
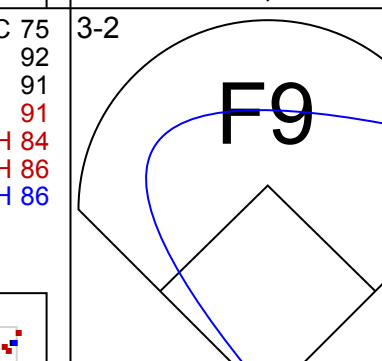
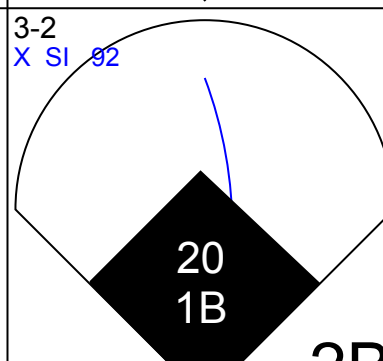


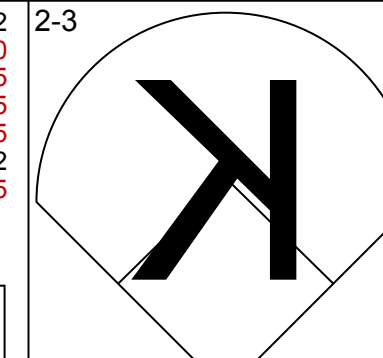

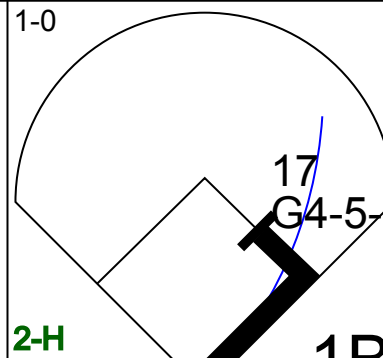


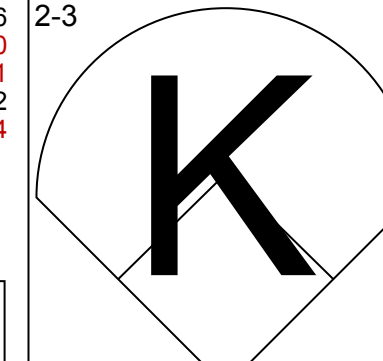

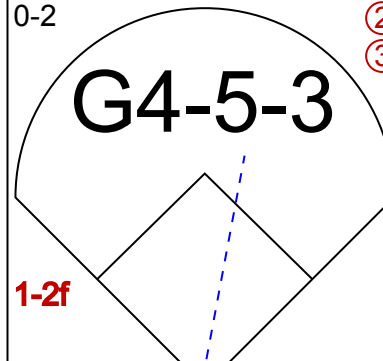




















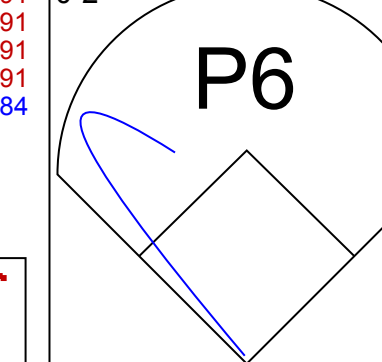
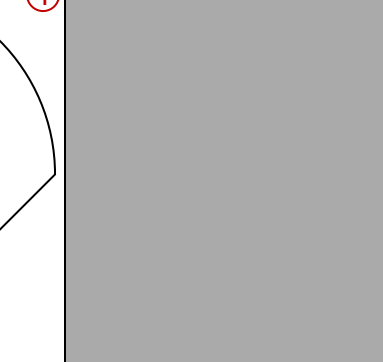


Batter	1	2	3	4	5	6	7	8	9	AB	R	H	RBI	BB	SO	LOB	TOP						
8 Desmond Jennings, R OBP: 0.500, SLG: 0.655										3	0	0	0	0	3	0							
22 Johnny Damon, L OBP: 0.325, SLG: 0.410										3	1	0	0	1	0	1							
18 Ben Zobrist, S OBP: 0.371, SLG: 0.497										4	0	1	2	0	1	0							
11 Casey Kotchman, L OBP: 0.383, SLG: 0.445										4	0	0	0	0	2	0							
3 Evan Longoria, R OBP: 0.338, SLG: 0.448										2	0	0	0	2	1	0							
20 Matt Joyce, L OBP: 0.336, SLG: 0.503										2	0	0	0	1	1	1							
2 B.J. Upton, R OBP: 0.308, SLG: 0.398										3	0	0	0	0	2	3							
38 Robinson Chirinos, R OBP: 0.250, SLG: 0.207										3	0	0	0	0	2	2							
1 Sean Rodriguez, R OBP: 0.304, SLG: 0.361										2	1	0	0	0	1	0							
<b>Inning Stats</b>	R: 0 H: 0 E: 0 K: 2 S: 12	H: 0 LOB: 0 BB: 0 P: 16	R: 0 H: 0 E: 0 K: 3 S: 12	H: 0 LOB: 1 BB: 21 P: 1	R: 0 H: 0 E: 0 K: 2 S: 9	H: 0 LOB: 0 BB: 0 P: 13	R: 1 H: 0 E: 0 K: 0 S: 8	H: 0 LOB: 0 BB: 1 P: 17	R: 0 H: 0 E: 0 K: 2 S: 9	H: 0 LOB: 0 BB: 0 P: 12	R: 1 H: 1 E: 0 K: 0 S: 9	H: 1 LOB: 0 BB: 0 P: 17	R: 0 H: 0 E: 0 K: 1 S: 7	H: 0 LOB: 2 BB: 2 P: 16	R: 0 H: 0 E: 0 K: 1 S: 7	H: 0 LOB: 0 BB: 0 P: 10	R: 0 H: 0 E: 0 K: 1 S: 7	H: 0 LOB: 0 BB: 0 P: 10	1B: 1 2B: 0 3B: 0 HR: 0	SF: 0 SAC: 1 DP: 0 HBP: 1	WP: 0 PB: 0 SB: 1 CS: 1	PA: 33	
<b>PITCHER</b>	IP WLS BF H R ER SO BB IBB HBP BLK WP HR S P ERA WHIP	IP WLS BF H R ER SO BB IBB HBP BLK WP HR S P ERA WHIP	IP WLS BF H R ER SO BB IBB HBP BLK WP HR S P ERA WHIP	IP WLS BF H R ER SO BB IBB HBP BLK WP HR S P ERA WHIP	IP WLS BF H R ER SO BB IBB HBP BLK WP HR S P ERA WHIP	IP WLS BF H R ER SO BB IBB HBP BLK WP HR S P ERA WHIP	IP WLS BF H R ER SO BB IBB HBP BLK WP HR S P ERA WHIP	IP WLS BF H R ER SO BB IBB HBP BLK WP HR S P ERA WHIP	IP WLS BF H R ER SO BB IBB HBP BLK WP HR S P ERA WHIP	IP WLS BF H R ER SO BB IBB HBP BLK WP HR S P ERA WHIP	IP WLS BF H R ER SO BB IBB HBP BLK WP HR S P ERA WHIP	IP WLS BF H R ER SO BB IBB HBP BLK WP HR S P ERA WHIP	IP WLS BF H R ER SO BB IBB HBP BLK WP HR S P ERA WHIP	IP WLS BF H R ER SO BB IBB HBP BLK WP HR S P ERA WHIP	IP WLS BF H R ER SO BB IBB HBP BLK WP HR S P ERA WHIP	IP WLS BF H R ER SO BB IBB HBP BLK WP HR S P ERA WHIP	IP WLS BF H R ER SO BB IBB HBP BLK WP HR S P ERA WHIP	IP WLS BF H R ER SO BB IBB HBP BLK WP HR S P ERA WHIP	IP WLS BF H R ER SO BB IBB HBP BLK WP HR S P ERA WHIP	IP WLS BF H R ER SO BB IBB HBP BLK WP HR S P ERA WHIP	IP WLS BF H R ER SO BB IBB HBP BLK WP HR S P ERA WHIP	IP WLS BF H R ER SO BB IBB HBP BLK WP HR S P ERA WHIP	IP WLS BF H R ER SO BB IBB HBP BLK WP HR S P ERA WHIP

Tampa Bay Rays @ Seattle Mariners  
Safeco Field, Seattle, WA  
Sat Jul 30 2011, 1:13 PM - 3:36 PM PDT  
Att: 24,990 - Sunny - 66 F

AB 26  
R 2  
H 1  
RBI 2  
BB 4  
SO 13  
LOB 7



Batter	1	2	3	4	5	6	7	8	9	AB	R	H	RBI	BB	SO	LOB	BOTTOM						
51 Ichiro Suzuki, L OBP: 0.313, SLG: 0.320										4	1	1	0	0	1	1							
26 Brendan Ryan, R OBP: 0.317, SLG: 0.333										4	0	0	0	0	3	1							
13 Dustin Ackley, L OBP: 0.362, SLG: 0.543										3	2	2	2	0	0	0							
20 Mike Carp, L OBP: 0.361, SLG: 0.446										3	0	1	1	0	2	0							
17 Justin Smoak, S OBP: 0.313, SLG: 0.385										3	0	0	0	0	2	1							
21 Franklin Gutierrez, R OBP: 0.230, SLG: 0.227										3	0	0	0	0	2	0							
3 Josh Bard, S OBP: 0.250, SLG: 0.395										3	0	1	0	0	0	0							
9 Chone Figgins, S OBP: 0.239, SLG: 0.240										3	0	1	0	0	0	1							
2 Jack Wilson, R OBP: 0.261, SLG: 0.248										2	0	0	0	1	0	1							
<b>Inning Stats</b>	R: 2 H: 2 E: 0 K: 2 S: 14	H: 2 LOB: 0 BB: 0 P: 22	R: 0 H: 1 E: 0 K: 1 S: 9	H: 1 LOB: 0 BB: 0 P: 14	R: 0 H: 0 E: 0 K: 2 S: 10	H: 0 LOB: 0 BB: 0 P: 15	R: 0 H: 0 E: 0 K: 2 S: 9	H: 0 LOB: 0 BB: 0 P: 15	R: 0 H: 0 E: 0 K: 0 S: 9	H: 0 LOB: 1 BB: 1 P: 14	R: 1 H: 2 E: 0 K: 1 S: 14	H: 2 LOB: 0 BB: 0 P: 20	R: 0 H: 1 E: 0 K: 1 S: 6	H: 1 LOB: 0 BB: 0 P: 7	R: 0 H: 0 E: 0 K: 1 S: 10	H: 0 LOB: 0 BB: 0 P: 12	R: 0 H: 0 E: 0 K: 1 S: 10	H: 0 LOB: 0 BB: 0 P: 12	1B: 4 2B: 1 3B: 0 HR: 1	SF: 0 SAC: 0 DP: 2 HBP: 0	WP: 0 PB: 0 SB: 1 CS: 0	PA: 29	
<b>PITCHER</b>	IP WLS BF H R ER SO BB IBB HBP BLK WP HR S P ERA WHIP	IP WLS BF H R ER SO BB IBB HBP BLK WP HR S P ERA WHIP	IP WLS BF H R ER SO BB IBB HBP BLK WP HR S P ERA WHIP	IP WLS BF H R ER SO BB IBB HBP BLK WP HR S P ERA WHIP	IP WLS BF H R ER SO BB IBB HBP BLK WP HR S P ERA WHIP	IP WLS BF H R ER SO BB IBB HBP BLK WP HR S P ERA WHIP	IP WLS BF H R ER SO BB IBB HBP BLK WP HR S P ERA WHIP	IP WLS BF H R ER SO BB IBB HBP BLK WP HR S P ERA WHIP	IP WLS BF H R ER SO BB IBB HBP BLK WP HR S P ERA WHIP	IP WLS BF H R ER SO BB IBB HBP BLK WP HR S P ERA WHIP	IP WLS BF H R ER SO BB IBB HBP BLK WP HR S P ERA WHIP	IP WLS BF H R ER SO BB IBB HBP BLK WP HR S P ERA WHIP	IP WLS BF H R ER SO BB IBB HBP BLK WP HR S P ERA WHIP	IP WLS BF H R ER SO BB IBB HBP BLK WP HR S P ERA WHIP	IP WLS BF H R ER SO BB IBB HBP BLK WP HR S P ERA WHIP	IP WLS BF H R ER SO BB IBB HBP BLK WP HR S P ERA WHIP	IP WLS BF H R ER SO BB IBB HBP BLK WP HR S P ERA WHIP	IP WLS BF H R ER SO BB IBB HBP BLK WP HR S P ERA WHIP	IP WLS BF H R ER SO BB IBB HBP BLK WP HR S P ERA WHIP	IP WLS BF H R ER SO BB IBB HBP BLK WP HR S P ERA WHIP	IP WLS BF H R ER SO BB IBB HBP BLK WP HR S P ERA WHIP	IP WLS BF H R ER SO BB IBB HBP BLK WP HR S P ERA WHIP	IP WLS BF H R ER SO BB IBB HBP BLK WP HR S P ERA WHIP

Tampa Bay Rays @ Seattle Mariners  
Safeco Field, Seattle, WA  
Sat Jul 30 2011, 1:13 PM - 3:36 PM PDT  
Att: 24,990 - Sunny - 66 F

AB 28  
R 3  
H 6  
RBI 3  
BB 1  
SO 10  
LOB 5





Batter	1	2	3	4	5	6	7	8	9	AB	R	H	RBI	BB	SO	LOB	TOP			
8 Desmond Jennings, R (1.7)										4	1	0	0	1	1	1				
5 Sam Fuld, L (1.9)										5	2	0	0	0	1	4				
3 Evan Longoria, R (1.5)											3	0	1	1	2	1	0			
18 Ben Zobrist, S (1.4)											5	1	3	3	0	1	2			
2 B.J. Upton, R (1.8)											4	0	0	0	1	0	4			
11 Casey Kotchman, L (1.3)											5	0	2	1	0	0	3			
10 Kelly Shoppach, R (1.2)										5	1	1	0	0	1	2				
20 Matt Joyce, L (1.10)										4	1	1	0	0	1	1				
1 Sean Rodriguez, R (1.6)										4	2	3	3	0	0	1				
<b>Inning Stats</b>	R: 1 H: 0 E: 0 K: 2 S: 14	H: 0 LOB: 1 BB: 0 P: 22	R: 0 H: 1 E: 0 K: 1 S: 7	H: 2 LOB: 2 BB: 1 P: 24	R: 2 H: 3 E: 0 K: 0 S: 14	H: 3 LOB: 0 BB: 0 P: 19	R: 1 H: 2 E: 0 K: 2 S: 15	H: 2 LOB: 1 BB: 0 P: 21	R: 2 H: 2 E: 0 K: 0 S: 18	H: 2 LOB: 0 BB: 2 P: 32	R: 0 H: 0 E: 0 K: 0 S: 7	H: 0 LOB: 0 BB: 0 P: 15	R: 1 H: 1 E: 0 K: 0 S: 13	H: 1 LOB: 1 BB: 1 P: 21	R: 0 H: 0 E: 0 K: 0 S: 8	H: 0 LOB: 0 BB: 0 P: 12	1B: 8 2B: 3 3B: 0 HR: 1	SF: 0 SAC: 0 DP: 1 HBP: 0	WP: 0 PB: 0 SB: 3 CS: 1	PA: 43
<b>PITCHER</b>	IP WLS BF H R ER SO BB IBB HBP BLK WP HR S P ERA WHIP																			
38 Jason Vargas, L (1.1)	5.1 L 27 9 6 4 6 1 0 0 0 0 0 0 74 113 6.75 1.875																			
57 Dan Cortes, R (6.1)	1.2 8 1 1 1 0 2 0 0 0 0 0 1 15 32 5.40 1.800																			
41 Charlie Furbush, L (8.1)	1.0 5 1 1 1 0 1 0 0 0 0 0 1 13 21 9.00 2.000																			
31 Josh Lueke, R (9.1)	1.0 3 0 0 0 0 0 0 0 0 0 0 0 8 12 0.00 0.000																			

Tampa Bay Rays @ Seattle Mariners  
Safeco Field, Seattle, WA  
Sun Jul 31 2011, 1:11 PM - 4:13 PM PDT  
Att: 20,387 - Roof Closed - 62 F

AB 39  
R 8  
H 11  
RBI 8  
BB 4  
SO 6  
LOB 18



Batter	1	2	3	4	5	6	7	8	9	AB	R	H	RBI	BB	SO	LOB	BOTTOM	
51 Ichiro Suzuki, L (1.9)										4	0	0	0	0	1	3		
26 Brendan Ryan, R (1.6)										4	0	0	0	0	0	3		
13 Dustin Ackley, L (1.4)										2	0	0	0	2	0	2		
20 Mike Carp, L (1.10)										4	1	1	0	0	0	3		
30 Miguel Olivo, R (1.2)										4	0	1	0	0	2	0		
4 Adam Kennedy, L (1.3)										4	0	0	0	0	0	2		
33 Casper Wells, R (1.7)											4	0	1	1	0	1		
9 Chone Figgins, S (1.5)										4	0	1	0	0	0	2		
21 Franklin Gutierrez, R (1.8)										3	0	2	0	0	0	0		
<b>Inning Stats</b>	R: 0 H: 0 E: 0 K: 0 S: 13	H: 0 LOB: 0 BB: 0 P: 18	R: 0 H: 0 E: 0 K: 1 S: 11	H: 0 LOB: 0 BB: 0 P: 16	R: 0 H: 0 E: 0 K: 0 S: 9	H: 0 LOB: 1 BB: 1 P: 16	R: 0 H: 2 E: 0 K: 0 S: 15	H: 2 LOB: 2 BB: 0 P: 23	R: 1 H: 2 E: 0 K: 0 S: 11	H: 2 LOB: 1 BB: 0 P: 16	R: 0 H: 1 E: 0 K: 1 S: 10	H: 1 LOB: 2 BB: 1 P: 18	R: 0 H: 1 E: 0 K: 1 S: 8	H: 1 LOB: 0 BB: 0 P: 12	1B: 6 2B: 0 3B: 0 HR: 0	SF: 0 SAC: 0 DP: 0 HBP: 0	WP: 0 PB: 0 SB: 0 CS: 0	PA: 35
<b>PITCHER</b>	IP WLS BF H R ER SO BB IBB HBP BLK WP HR S P ERA WHIP																	
58 Jeremy Hellickson, R (1.1)	7.0 W 27 5 1 1 2 1 0 0 0 0 0 0 75 109 1.29 0.857																	
57 Jake McGee, L (8.1)	1.0 4 0 0 0 1 1 0 0 0 0 0 0 8 15 0.00 1.000																	
54 Mike Ekstrom, R (9.1)	1.0 4 1 0 0 1 0 0 0 0 0 0 0 8 12 0.00 1.000																	

Tampa Bay Rays @ Seattle Mariners  
Safeco Field, Seattle, WA  
Sun Jul 31 2011, 1:11 PM - 4:13 PM PDT  
Att: 20,387 - Roof Closed - 62 F


AB 33  
R 1  
H 6  
RBI 1  
BB 2  
SO 4  
LOB 16










Batter	1	2	3	4	5	6	7	8	9	AB	R	H	RBI	BB	SO	LOB	TOP						
5 Yuliel Escobar, R OBP: 0.393, SLG: 0.445	G5-3		G6-3			G5-3		28 1B		4	0	1	0	0	0	0	<b>Toronto Blue Jays @ Tampa Bay Rays</b> Tropicana Field, St. Petersburg, FL Wed Aug 03 2011, 7:11 PM - 9:50 PM EDT Att: 11,803 - Dome - 72 F  <b>AB 32</b> <b>R 1</b> <b>H 5</b> <b>RBI 1</b> <b>BB 3</b> <b>SO 8</b> <b>LOB 11</b>  						
28 Colby Rasmus, L OBP: 0.322, SLG: 0.403	F8		L9			K		1B		4	0	1	0	0	1	0							
19 José Bautista, R OBP: 0.459, SLG: 0.658	F7		P6					K		2	0	0	0	1	0	0							
6 John McDonald, R OBP: 0.263, SLG: 0.309	F7					BB		K		1	0	0	0	0	1	2							
26 Adam Lind, L OBP: 0.324, SLG: 0.476		F8			F8			G1-3		3	0	0	0	0	1	1							
20 Mark Teahen, L OBP: 0.273, SLG: 0.300						K				1	0	0	0	0	0	2							
10 Edwin Encarnación, R OBP: 0.318, SLG: 0.445		G6-3				K				4	0	1	0	0	1	0							
14 Eric Thames, L OBP: 0.324, SLG: 0.476						K				3	0	0	0	1	3	1							
2 Aaron Hill, R OBP: 0.281, SLG: 0.320										3	0	1	0	1	0	1							
45 Travis Snider, L OBP: 0.276, SLG: 0.357						G4-3		G2-3		4	0	0	0	0	1	4							
9 J.P. Arencibia, R OBP: 0.281, SLG: 0.460						G5-3		F7		3	1	1	1	0	0	0							
<b>Inning Stats</b>	R: 0 E: 0 K: 0 S: 7	H: 0 LOB: 0 BB: 0 P: 10	R: 0 E: 0 K: 1 S: 16	H: 0 LOB: 2 BB: 2 P: 27	R: 1 E: 0 K: 0 S: 10	H: 1 LOB: 0 BB: 0 P: 17	R: 0 E: 0 K: 2 S: 8	H: 0 LOB: 0 BB: 0 P: 11	R: 0 E: 0 K: 2 S: 9	H: 0 LOB: 1 BB: 1 P: 18	R: 0 E: 0 K: 1 S: 10	H: 1 LOB: 1 BB: 0 P: 13	R: 0 E: 0 K: 1 S: 9	H: 2 LOB: 2 BB: 0 P: 15	R: 0 E: 0 K: 1 S: 11	H: 1 LOB: 1 BB: 0 P: 16	1B: 3 2B: 1 3B: 0 HR: 1	SF: 0 SAC: 0 DP: 0 HBP: 0	WP: 0 PB: 0 SB: 0 CS: 0	PA: 35			
<b>PITCHER</b>	IP WLS BF H R ER SO BB IBB HBP BLK WP HR S P ERA WHIP	IP WLS BF H R ER SO BB IBB HBP BLK WP HR S P ERA WHIP	IP WLS BF H R ER SO BB IBB HBP BLK WP HR S P ERA WHIP	IP WLS BF H R ER SO BB IBB HBP BLK WP HR S P ERA WHIP	IP WLS BF H R ER SO BB IBB HBP BLK WP HR S P ERA WHIP	IP WLS BF H R ER SO BB IBB HBP BLK WP HR S P ERA WHIP	IP WLS BF H R ER SO BB IBB HBP BLK WP HR S P ERA WHIP	IP WLS BF H R ER SO BB IBB HBP BLK WP HR S P ERA WHIP	IP WLS BF H R ER SO BB IBB HBP BLK WP HR S P ERA WHIP	IP WLS BF H R ER SO BB IBB HBP BLK WP HR S P ERA WHIP	IP WLS BF H R ER SO BB IBB HBP BLK WP HR S P ERA WHIP	IP WLS BF H R ER SO BB IBB HBP BLK WP HR S P ERA WHIP	IP WLS BF H R ER SO BB IBB HBP BLK WP HR S P ERA WHIP	IP WLS BF H R ER SO BB IBB HBP BLK WP HR S P ERA WHIP	IP WLS BF H R ER SO BB IBB HBP BLK WP HR S P ERA WHIP	IP WLS BF H R ER SO BB IBB HBP BLK WP HR S P ERA WHIP	IP WLS BF H R ER SO BB IBB HBP BLK WP HR S P ERA WHIP						
33 James Shields, R ERA: 2.95	7.1	W	28	3	1	1	6	3	0	0	0	0	0	0	0	0	0	0	1	70	112	1.23	0.818
57 Jake McGee, L ERA: 3.21	1.0		5	2	0	0	2	0	0	0	0	0	0	0	0	0	0	0	0	11	16	0.00	2.000
57 Jake McGee, L ERA: 3.21	1.0		5	2	0	0	2	0	0	0	0	0	0	0	0	0	0	0	0	11	16	0.00	2.000
47 Brandon Gomes, R ERA: 2.86	0.2		2	0	0	0	0	0	0	0	0	0	0	0	0	0	0	0	0	5	8	0.00	0.000

Batter	1	2	3	4	5	6	7	8	9	AB	R	H	RBI	BB	SO	LOB	BOTTOM						
8 Desmond Jennings, R OBP: 0.440, SLG: 0.643	G4-3					K				5	0	2	0	0	2	4	<b>Toronto Blue Jays @ Tampa Bay Rays</b> Tropicana Field, St. Petersburg, FL Wed Aug 03 2011, 7:11 PM - 9:50 PM EDT Att: 11,803 - Dome - 72 F  <b>AB 34</b> <b>R 9</b> <b>H 12</b> <b>RBI 9</b> <b>BB 3</b> <b>SO 9</b> <b>LOB 15</b>  						
22 Johnny Damon, L OBP: 0.319, SLG: 0.403	P3					K		G6-3		3	0	0	1	0	2	2							
16 Justin Ruggiano, R OBP: 0.274, SLG: 0.429		SF8				K2-3				1	0	0	0	0	0	0							
3 Evan Longoria, R OBP: 0.336, SLG: 0.434	L4							F7		4	0	0	0	1	1	3							
18 Ben Zobrist, S OBP: 0.375, SLG: 0.505								G4-3		5	2	2	1	0	1	1							
11 Casey Kotchman, L OBP: 0.386, SLG: 0.453										4	1	2	1	0	0	1							
2 B.J. Upton, R OBP: 0.308, SLG: 0.392										4	1	1	0	0	2	2							
57 Jake McGee, L ERA: 3.21										0	0	0	0	0	0	0							
47 Brandon Gomes, R ERA: 2.86										0	0	0	0	0	0	0							
20 Matt Joyce, L OBP: 0.341, SLG: 0.505										4	2	3	1	0	0	0							
1 Sean Rodriguez, R OBP: 0.309, SLG: 0.373										1	2	0	1	0	0	0							
9 Elliot Johnson, S OBP: 0.257, SLG: 0.336										1	0	0	0	0	1	2							
38 Robinson Chirinos, R OBP: 0.333, SLG: 0.355										2	1	2	4	2	0	0							
<b>Inning Stats</b>	R: 0 E: 0 K: 0 S: 10	H: 0 LOB: 0 BB: 0 P: 14	R: 4 E: 1 K: 0 S: 20	H: 5 LOB: 2 BB: 0 P: 31	R: 4 E: 0 K: 2 S: 18	H: 4 LOB: 1 BB: 0 P: 27	R: 0 E: 0 K: 0 S: 6	H: 0 LOB: 0 BB: 1 P: 12	R: 0 E: 0 K: 3 S: 9	H: 0 LOB: 1 BB: 1 P: 19	R: 1 E: 0 K: 3 S: 20	H: 3 LOB: 3 BB: 1 P: 31	R: 0 E: 0 K: 0 S: 5	H: 0 LOB: 0 BB: 0 P: 8	1B: 7 2B: 1 3B: 1 HR: 3	SF: 1 SAC: 1 DP: 1 HBP: 1	WP: 0 PB: 1 SB: 0 CS: 0	PA: 40					
<b>PITCHER</b>	IP WLS BF H R ER SO BB IBB HBP BLK WP HR S P ERA WHIP	IP WLS BF H R ER SO BB IBB HBP BLK WP HR S P ERA WHIP	IP WLS BF H R ER SO BB IBB HBP BLK WP HR S P ERA WHIP	IP WLS BF H R ER SO BB IBB HBP BLK WP HR S P ERA WHIP	IP WLS BF H R ER SO BB IBB HBP BLK WP HR S P ERA WHIP	IP WLS BF H R ER SO BB IBB HBP BLK WP HR S P ERA WHIP	IP WLS BF H R ER SO BB IBB HBP BLK WP HR S P ERA WHIP	IP WLS BF H R ER SO BB IBB HBP BLK WP HR S P ERA WHIP	IP WLS BF H R ER SO BB IBB HBP BLK WP HR S P ERA WHIP	IP WLS BF H R ER SO BB IBB HBP BLK WP HR S P ERA WHIP	IP WLS BF H R ER SO BB IBB HBP BLK WP HR S P ERA WHIP	IP WLS BF H R ER SO BB IBB HBP BLK WP HR S P ERA WHIP	IP WLS BF H R ER SO BB IBB HBP BLK WP HR S P ERA WHIP	IP WLS BF H R ER SO BB IBB HBP BLK WP HR S P ERA WHIP	IP WLS BF H R ER SO BB IBB HBP BLK WP HR S P ERA WHIP	IP WLS BF H R ER SO BB IBB HBP BLK WP HR S P ERA WHIP							
33 Carlos Villanueva, R ERA: 4.24	2.2	L	19	8	8	1	0	0	0	0	0	0	0	0	0	0	0	0	3	45	69	27.00	3.375
51 Jesse Litsch, R ERA: 4.44	3.1		11	0	0	0	5	2	0	0	0	0	0	0	0	0	0	0	0	28	50	0.00	0.600
58 Wilfredo Ledezma, L ERA: 9.0	1.0		7	3	1	1	3	1	0	0	0	0	0	0	0	0	0	0	0	20	31	9.00	4.000
57 Shawn Camp, R ERA: 5.09	1.0		3	0	0	0	0	0	0	0	0	0	0	0	0	0	0	0	0	5	8	0.00	0.000



Batter	1	2	3	4	5	6	7	8	9	10	11	12	AB	R	H	RBI	BB	SO	LOB	TOP
5 Yulieski Escobar, R OBP: 0.364, SLG: 0.443													4	2	1	0	2	0	1	
28 Colby Rasmus, L OBP: 0.322, SLG: 0.408													6	1	2	1	0	0	2	
19 José Bautista, R OBP: 0.459, SLG: 0.662													4	1	1	1	2	1	0	
26 Adam Lind, L OBP: 0.327, SLG: 0.476													6	0	3	1	0	1	2	
10 Edwin Encarnación, R OBP: 0.316, SLG: 0.440													6	1	1	0	0	1	4	
14 Eric Thames, L OBP: 0.316, SLG: 0.462													5	0	0	0	0	3	3	
2 Aaron Hill, R OBP: 0.283, SLG: 0.319													4	0	1	0	0	0	0	
45 Travis Snider, L OBP: 0.269, SLG: 0.348													5	1	0	0	0	1	3	
9 J.P. Arencibia, R OBP: 0.294, SLG: 0.457													2	0	0	0	2	1	0	
11 Rajai Davis, R OBP: 0.276, SLG: 0.356													0	0	0	0	0	0	0	
8 José Molina, R OBP: 0.377, SLG: 0.453													1	0	1	2	0	0	0	
<b>Inning Stats</b>	R: 2 E: 0 K: 1 S: 16	H: 2 LOB: 1 BB: 2 P: 26	R: 0 E: 0 K: 2 S: 12	H: 0 LOB: 0 BB: 0 P: 14	R: 0 E: 0 K: 0 S: 7	H: 0 LOB: 0 BB: 0 P: 10	R: 0 E: 0 K: 1 S: 7	H: 0 LOB: 0 BB: 0 P: 11	R: 0 E: 0 K: 0 S: 6	H: 0 LOB: 0 BB: 0 P: 12	R: 1 E: 0 K: 1 S: 12	H: 1 LOB: 1 BB: 3 P: 25	R: 0 E: 0 K: 1 S: 9	H: 1 LOB: 1 BB: 0 P: 11	1B: 6 2B: 2 3B: 1 HR: 1	SF: 0 SAC: 0 DP: 2 HBP: 1	WP: 0 PB: 0 SB: 0 CS: 0	PA: 50		
<b>PITCHER</b>	IP WLS BF H R ER SO BB IBB HBP BLK WP HR S P 10B ERA WHIP	40 Wade Davis, R ERA: 4.55	39 J.P. Howell, L ERA: 8.24	43 Kyle Farnsworth, R ERA: 2.11	62 Joel Peralta, R ERA: 3.88	57 Jake McGee, L ERA: 3.14	37 Juan Cruz, R ERA: 3.79	47 Brandon Gomes, R ERA: 2.74												

Toronto Blue Jays @ Tampa Bay Rays  
Tropicana Field, St. Petersburg, FL  
Thu Aug 04 2011, 12:13 PM - 4:02 PM EDT  
Att. 28,491 - Dome - 72 F

AB	43
R	6
H	10
RBI	5
BB	6
SO	8
LOB	15



Batter	1	2	3	4	5	6	7	8	9	10	11	12	AB	R	H	RBI	BB	SO	LOB	BOTTOM
8 Desmond Jennings, R OBP: 0.446, SLG: 0.708													6	1	3	1	0	2	1	
22 Johnny Damon, L OBP: 0.319, SLG: 0.399													4	1	0	0	2	0	2	
3 Evan Longoria, R OBP: 0.333, SLG: 0.439													6	1	1	3	0	2	5	
18 Ben Zobrist, S OBP: 0.370, SLG: 0.498													6	0	0	0	0	0	0	
2 B.J. Upton, R OBP: 0.308, SLG: 0.398													6	2	2	0	0	1	0	
11 Casey Kotchman, L OBP: 0.384, SLG: 0.455													3	1	2	0	3	0	0	
1 Sean Rodríguez, R OBP: 0.305, SLG: 0.369													3	0	0	0	0	2	3	
20 Matt Joyce, L OBP: 0.341, SLG: 0.502													2	0	0	1	1	0	1	
16 Justin Ruggiano, R OBP: 0.276, SLG: 0.426													3	1	1	0	0	1	1	
5 Sam Fulginiti, L OBP: 0.256, SLG: 0.357													1	0	1	0	0	0	1	
9 Elliot Johnson, S OBP: 0.253, SLG: 0.331													2	0	0	0	0	1	4	
10 Kelly Shoppach, R OBP: 0.276, SLG: 0.307													3	0	0	0	0	2		
38 Robinson Chirinos, R OBP: 0.368, SLG: 0.394													2	0	2	2	0	0	0	
<b>Inning Stats</b>	R: 0 E: 0 K: 1 S: 7	H: 0 LOB: 0 BB: 0 P: 10	R: 0 E: 0 K: 1 S: 9	H: 0 LOB: 1 BB: 1 P: 17	R: 0 E: 0 K: 1 S: 9	H: 0 LOB: 0 BB: 0 P: 15	R: 0 E: 0 K: 0 S: 10	H: 0 LOB: 1 BB: 1 P: 17	R: 0 E: 0 K: 1 S: 7	H: 0 LOB: 0 BB: 0 P: 9	R: 0 E: 0 K: 0 S: 9	H: 0 LOB: 0 BB: 0 P: 15	R: 1 E: 0 K: 1 S: 8	H: 1 LOB: 0 BB: 0 P: 13	1B: 7 2B: 2 3B: 1 HR: 2	SF: 0 SAC: 0 DP: 0 HBP: 1	WP: 0 PB: 0 SB: 1 CS: 0	PA: 54		
<b>PITCHER</b>	IP WLS BF H R ER SO BB IBB HBP BLK WP HR S P 10B ERA WHIP	27 Brett Cecil, L ERA: 4.35	44 Casey Janssen, R ERA: 2.67	50 Frank Francisco, R ERA: 4.54	60 Jon Rauch, R ERA: 4.44	57 Shawn Camp, R ERA: 5.13														

Toronto Blue Jays @ Tampa Bay Rays  
Tropicana Field, St. Petersburg, FL  
Thu Aug 04 2011, 12:13 PM - 4:02 PM EDT  
Att. 28,491 - Dome - 72 F

AB	47
R	7
H	12
RBI	7
BB	6
SO	9
LOB	19





Batter	1	2	3	4	5	6	7	8	9	AB	R	H	RBI	BB	SO	LOB	TOP								
19 Jemile Weeks, S OBP: 0.315, SLG: 0.388										3	1	1	0	1	1	1	<b>Oakland Athletics @ Tampa Bay Rays</b> Tropicana Field, St. Petersburg, FL Fri Aug 05 2011, 7:12 PM - 10:18 PM EDT Att: 15,168 - Dome - 72 F								
4 Coco Crisp, S OBP: 0.325, SLG: 0.394										4	1	1	2	0	0	1									
55 Hideki Matsui, L OBP: 0.339, SLG: 0.417										4	1	2	1	0	1	0									
16 Josh Willingham, R OBP: 0.327, SLG: 0.452										4	0	0	0	0	1	1									
12 David DeJesus, L OBP: 0.308, SLG: 0.342										4	1	1	0	0	1	1									
28 Conor Jackson, R OBP: 0.285, SLG: 0.356										4	0	1	0	0	1	1									
2 Cliff Pennington, S OBP: 0.313, SLG: 0.355										4	0	1	1	0	2	1									
8 Kurt Suzuki, R OBP: 0.285, SLG: 0.361										4	0	0	0	0	0	2									
29 Scott Sizemore, R OBP: 0.337, SLG: 0.358										2	0	0	0	0	1	1									
<b>Inning Stats</b>	R: 0 E: 0 K: 0 S: 5	H: 0 LOB: 0 BB: 1 P: 13	R: 0 E: 0 K: 1 S: 8	H: 0 LOB: 0 BB: 0 P: 12	R: 0 E: 0 K: 1 S: 10	H: 0 LOB: 1 BB: 0 P: 16	R: 0 E: 0 K: 1 S: 11	H: 1 LOB: 1 BB: 0 P: 15	R: 0 E: 0 K: 2 S: 9	H: 1 LOB: 0 BB: 0 P: 12	R: 2 E: 0 K: 1 S: 11	H: 2 LOB: 0 BB: 0 P: 17	R: 0 E: 0 K: 0 S: 7	H: 0 LOB: 0 BB: 0 P: 10	R: 0 E: 0 K: 1 S: 6	H: 0 LOB: 0 BB: 0 P: 7	R: 2 E: 0 K: 1 S: 15	H: 3 LOB: 1 BB: 0 P: 23	1B: 3 2B: 1 3B: 1 HR: 2	SF: 0 SAC: 0 DP: 0 HBP: 1	WP: 0 PB: 0 SB: 1 CS: 1	PA: 35			
<b>PITCHER</b>	IP	WLS	BF	H	R	ER	SO	BB	IBB	HBP	BLK	WP	HR	S	P	ERA	WHIP								
34 Jeff Niemann, R ERA: 3.58	8.2	W	34	7	4	4	8	1	0	1	0	0	2	78	119	4.15	0.923								
43 Kyle Farnsworth, R ERA: 2.09	0.1		1	0	0	0	0	0	0	0	0	0	0	4	6	0.00	0.000								

AB 33  
R 4  
H 7  
RBI 4  
BB 1  
SO 8  
LOB 9



Batter	1	2	3	4	5	6	7	8	9	AB	R	H	RBI	BB	SO	LOB	BOTTOM								
8 Desmond Jennings, R OBP: 0.443, SLG: 0.673										4	1	1	0	1	1	0	<b>Oakland Athletics @ Tampa Bay Rays</b> Tropicana Field, St. Petersburg, FL Fri Aug 05 2011, 7:12 PM - 10:18 PM EDT Att: 15,168 - Dome - 72 F								
22 Johnny Damon, L OBP: 0.316, SLG: 0.399										5	2	2	0	0	0	2									
3 Evan Longoria, R OBP: 0.331, SLG: 0.438										5	1	1	1	0	2	3									
18 Ben Zobrist, S OBP: 0.373, SLG: 0.500										4	3	2	2	1	0	2									
11 Casey Kotchman, L OBP: 0.394, SLG: 0.457										5	1	2	1	0	1	2									
2 B.J. Upton, R OBP: 0.316, SLG: 0.408										3	0	3	2	2	0	0									
20 Matt Joyce, L OBP: 0.344, SLG: 0.502										4	0	2	1	1	0	3									
38 Robinson Chirinos, R OBP: 0.357, SLG: 0.378										4	0	1	1	0	0	6									
1 Sean Rodriguez, R OBP: 0.301, SLG: 0.363										4	0	0	0	0	1	5									
<b>Inning Stats</b>	R: 0 E: 0 K: 0 S: 8	H: 1 LOB: 1 BB: 0 P: 13	R: 0 E: 0 K: 1 S: 12	H: 1 LOB: 2 BB: 1 P: 22	R: 0 E: 0 K: 1 S: 8	H: 0 LOB: 0 BB: 0 P: 14	R: 1 E: 0 K: 0 S: 13	H: 1 LOB: 2 BB: 2 P: 24	R: 3 E: 0 K: 1 S: 18	H: 4 LOB: 2 BB: 1 P: 30	R: 3 E: 1 K: 1 S: 21	H: 4 LOB: 0 BB: 0 P: 32	R: 0 E: 0 K: 0 S: 9	H: 1 LOB: 1 BB: 1 P: 18	R: 1 E: 0 K: 0 S: 13	H: 2 LOB: 1 BB: 0 P: 21	1B: 10 2B: 3 3B: 1 HR: 0	SF: 0 SAC: 0 DP: 1 HBP: 0	WP: 2 PB: 0 SB: 2 CS: 0	PA: 43					
<b>PITCHER</b>	IP	WLS	BF	H	R	ER	SO	BB	IBB	HBP	BLK	WP	HR	S	P	ERA	WHIP								
52 Guillermo Moscoso, R ERA: 3.69	4.2	L	23	6	4	4	3	3	0	0	1	0	0	0	10	7.71	1.929								
60 Fautino De Los Santos, R ERA: 2.3	0.1		3	1	0	0	0	1	0	0	0	1	0	6	10	0.00	6.000								
56 Craig Breslow, L ERA: 3.72	1.0		8	4	3	0	1	0	0	0	0	1	0	21	32	0.00	4.000								
57 Brian Fuentes, L ERA: 4.14	1.0		4	1	0	0	0	1	0	0	0	0	0	9	18	0.00	2.000								
50 Grant Balfour, R ERA: 2.06	0.2		3	1	1	1	1	0	0	0	0	0	0	9	15	13.50	1.500								

AB 38  
R 8  
H 14  
RBI 8  
BB 5  
SO 5  
LOB 23





Batter	1	2	3	4	5	6	7	8	9	AB	R	H	RBI	BB	SO	LOB	TOP			
19 <b>Jemile Weeks, S</b> OBP: 0.317, SLG: 0.393	G4-3	K				F8											5 0 2 2 0 1 1			
4 <b>Coco Crisp, S</b> OBP: 0.333, SLG: 0.396																	5 2 3 0 0 0 1			
15 <b>Ryan Sweeney, L</b> OBP: 0.357, SLG: 0.370	1B																0 0 0 0 0 0 0			
55 <b>Hideki Matsui, L</b> OBP: 0.340, SLG: 0.415	F8																4 0 1 0 1 0 2			
16 <b>Josh Willingham, R</b> OBP: 0.328, SLG: 0.451																	3 0 1 1 1 1 1			
12 <b>David DeJesus, L</b> OBP: 0.310, SLG: 0.361																	5 2 2 2 0 1 4			
2 <b>Cliff Pennington, S</b> OBP: 0.312, SLG: 0.352																	3 1 0 1 1 3 0			
29 <b>Scott Sizemore, R</b> OBP: 0.340, SLG: 0.358																	3 2 1 0 1 2 3			
8 <b>Kurt Suzuki, R</b> OBP: 0.288, SLG: 0.363																	3 1 1 0 1 1 1			
7 <b>Adam Rosales, R</b> OBP: 0.182, SLG: 0.256																	2 0 0 2 1 1 1			
<b>Inning Stats</b>	R: 0 H: 2 E: 0 K: 0 S: 9	H: 2 LOB: 0 BB: 0 P: 12	R: 2 H: 3 E: 0 K: 2 S: 15	H: 3 LOB: 1 BB: 0 P: 26	R: 1 H: 1 E: 0 K: 0 S: 5	H: 1 LOB: 0 BB: 0 P: 8	R: 1 H: 1 E: 0 K: 2 S: 14	H: 1 LOB: 2 BB: 2 P: 28	R: 1 H: 1 E: 0 K: 1 S: 13	H: 0 LOB: 0 BB: 0 P: 7	R: 0 H: 1 E: 0 K: 1 S: 10	H: 1 LOB: 1 BB: 0 P: 15	R: 2 H: 1 E: 0 K: 1 S: 21	H: 1 LOB: 1 BB: 2 P: 36	R: 1 H: 1 E: 0 K: 2 S: 12	H: 1 LOB: 0 BB: 0 P: 15	1B: 7 2B: 2 3B: 0 HR: 2	SF: 3 SAC: 0 DP: 0 HBP: 0	WP: 0 PB: 0 SB: 7 CS: 0	PA: 42
<b>PITCHER</b>	IP WLS BF H R ER SO BB IBB HBP BLK WP HR S P ERA WHIP																			
53 <b>Alex Cobb, R</b> ERA: 3.42	4.1 L 23 8 5 5 4 3 1 0 0 0 1 51 93 10.38 2.538																			
47 <b>Brandon Gomes, R</b> ERA: 2.55	1.2 5 0 0 0 2 0 0 0 0 0 0 11 15 0.00 0.000																			
37 <b>Juan Cruz, R</b> ERA: 4.06	2.0 10 2 2 2 2 2 0 0 0 0 0 31 51 9.00 2.000																			
57 <b>Jake McGee, L</b> ERA: 3.52	1.0 4 1 1 1 2 0 0 0 0 0 1 12 15 9.00 1.000																			

Oakland Athletics @ Tampa Bay Rays  
Tropicana Field, St. Petersburg, FL  
Sat Aug 06 2011, 7:11 PM - 10:07 PM EDT  
Att: 24,939 - Dome - 72 F

livebaseballscorecards.com

AB 33  
R 8  
H 11  
RBI 8  
BB 6  
SO 10  
LOB 14



Batter	1	2	3	4	5	6	7	8	9	AB	R	H	RBI	BB	SO	LOB	BOTTOM	
8 <b>Desmond Jennings, R</b> OBP: 0.415, SLG: 0.625	L3																4 0 0 0 0 1 3	
22 <b>Johnny Damon, L</b> OBP: 0.317, SLG: 0.395	L3																4 0 0 0 0 0 3	
3 <b>Evan Longoria, R</b> OBP: 0.331, SLG: 0.437																	3 0 1 0 0 0 2	
9 <b>Elliott Johnson, S</b> OBP: 0.252, SLG: 0.328																	1 0 0 0 0 0 0	
18 <b>Ben Zobrist, S</b> OBP: 0.370, SLG: 0.496																	3 0 0 0 0 1 1	
5 <b>Sam Fuld, L</b> OBP: 0.296, SLG: 0.357																	0 0 0 0 1 0 0	
11 <b>Casey Kotchman, L</b> OBP: 0.393, SLG: 0.456																	3 0 1 0 0 0 0	
16 <b>Justin Ruggiano, R</b> OBP: 0.283, SLG: 0.426																	0 0 0 0 1 0 0	
2 <b>B.J. Upton, R</b> OBP: 0.313, SLG: 0.404																	4 0 0 0 0 0 3	
20 <b>Matt Joyce, L</b> OBP: 0.341, SLG: 0.497																	3 0 0 0 0 1 1	
38 <b>Robinson Chirinos, R</b> OBP: 0.378, SLG: 0.425																	3 0 2 0 0 1 0	
1 <b>Sean Rodriguez, R</b> OBP: 0.301, SLG: 0.363																	3 0 1 0 0 1 1	
<b>Inning Stats</b>	R: 0 H: 1 E: 0 K: 0 S: 10	H: 0 LOB: 0 BB: 0 P: 5	R: 0 H: 0 E: 0 K: 2 S: 9	H: 0 LOB: 0 BB: 0 P: 15	R: 0 H: 0 E: 0 K: 0 S: 8	H: 0 LOB: 0 BB: 0 P: 14	R: 0 H: 2 E: 0 K: 1 S: 16	H: 0 LOB: 2 BB: 0 P: 23	R: 0 H: 1 E: 0 K: 1 S: 11	H: 1 LOB: 1 BB: 0 P: 16	R: 0 H: 1 E: 0 K: 1 S: 8	H: 1 LOB: 1 BB: 2 P: 12	R: 0 H: 0 E: 0 K: 0 S: 6	H: 0 LOB: 1 BB: 2 P: 16	1B: 4 2B: 1 3B: 0 HR: 0	SF: 0 SAC: 0 DP: 1 HBP: 0	WP: 0 PB: 0 SB: 0 CS: 0	PA: 33
<b>PITCHER</b>	IP WLS BF H R ER SO BB IBB HBP BLK WP HR S P ERA WHIP																	
32 <b>Brandon McCarthy, R</b> ERA: 3.91	8.0 W 29 5 0 0 5 2 0 0 0 0 0 0 6 109 0.00 0.625																	
60 <b>Fabiano De Los Santos, R</b> ERA: 2.16	1.0 4 0 0 0 0 2 0 0 0 0 0 0 6 16 0.00 2.000																	

Oakland Athletics @ Tampa Bay Rays  
Tropicana Field, St. Petersburg, FL  
Sat Aug 06 2011, 7:11 PM - 10:07 PM EDT  
Att: 24,939 - Dome - 72 F

livebaseballscorecards.com

AB 31  
R 0  
H 5  
RBI 0  
BB 2  
SO 5  
LOB 14





Batter	1	2	3	4	5	6	7	8	9	10	AB	R	H	RBI	BB	SO	LOB	TOP				
19 <b>Jemile Weeks, S</b> OBP: 0.323, SLG: 0.495											4	1	2	0	1	0	0					
28 <b>Eric Sogard, L</b> OBP: 0.308, SLG: 0.348											5	0	0	0	0	2	3					
55 <b>Hideki Matsui, L</b> OBP: 0.338, SLG: 0.420											5	1	1	2	0	0	2					
16 <b>Josh Willingham, R</b> OBP: 0.329, SLG: 0.460											5	1	2	1	0	1	2					
12 <b>David DeJesus, L</b> OBP: 0.314, SLG: 0.368											5	2	3	0	0	0	1					
29 <b>Scott Sizemore, R</b> OBP: 0.345, SLG: 0.355											2	0	0	0	3	2	1					
15 <b>Ryan Sweeney, L</b> OBP: 0.364, SLG: 0.371											2	0	1	1	2	0	1					
11 <b>Landon Powell, S</b> OBP: 0.276, SLG: 0.255											4	0	1	0	0	3	5					
7 <b>Adam Rosales, R</b> OBP: 0.167, SLG: 0.233											4	0	0	0	0	1	5					
<b>Inning Stats</b>	R: 0 E: 0 K: 1 S: 8	H: 0 LOB: 1 BB: 1 P: 15	R: 0 E: 0 K: 2 S: 14	H: 1 LOB: 2 BB: 1 P: 22	R: 0 E: 0 K: 1 S: 13	H: 1 LOB: 1 BB: 0 P: 20	R: 1 E: 0 K: 2 S: 14	H: 2 LOB: 1 BB: 0 P: 25	R: 3 E: 0 K: 2 S: 26	H: 3 LOB: 2 BB: 2 P: 45	R: 0 E: 0 K: 0 S: 4	H: 1 LOB: 0 BB: 0 P: 8	R: 0 E: 0 K: 1 S: 7	H: 1 LOB: 1 BB: 1 P: 15	R: 0 E: 0 K: 0 S: 6	H: 0 LOB: 0 BB: 0 P: 10	R: 1 E: 0 K: 0 S: 12	H: 1 LOB: 0 BB: 1 P: 23	1B: 6 2B: 1 3B: 1 HR: 2	SF: 0 SAC: 1 DP: 3 HBP: 0	WP: 1 PB: 0 SB: 0 CS: 0	PA: 43
<b>PITCHER</b>	IP	WLS	BF	H	R	ER	SO	BB	IBB	HBP	BLK	WP	HR	S	P	ERA	WHIP					
14 <b>David Price, L</b> ERA: 3.89	4.2		24	7	4	4	7	3	0	0	0	1	0	65	110	7.71	2.143					
39 <b>J.P. Howell, L</b> ERA: 7.71	1.1		5	0	0	0	1	1	0	0	0	1	0	14	24	0.00	0.750					
62 <b>Joel Peralta, R</b> ERA: 3.73	2.0		7	2	0	0	1	1	0	0	0	0	0	13	23	0.00	1.500					
43 <b>Kyle Farnsworth, R</b> ERA: 2.05	1.0		3	0	0	0	0	0	0	0	0	0	0	6	10	0.00	0.000					
57 <b>Jake McGee, L</b> ERA: 3.99	1.0	L	4	1	1	1	0	1	0	0	0	0	1	12	23	9.00	2.000					

Oakland Athletics @ Tampa Bay Rays  
Tropicana Field, St. Petersburg, FL  
Sun Aug 07 2011, 1:41 PM - 5:19 PM EDT  
Att. 21,425 - Dome - 72 F

AB	36
R	5
H	10
RBI	4
BB	6
SO	9
LOB	20



Batter	1	2	3	4	5	6	7	8	9	10	AB	R	H	RBI	BB	SO	LOB	BOTTOM						
8 <b>Desmond Jennings, R</b> OBP: 0.429, SLG: 0.623											5	0	3	1	0	0	0							
22 <b>Johnny Damon, L</b> OBP: 0.316, SLG: 0.391											4	0	0	1	1	0	2							
3 <b>Evan Longoria, R</b> OBP: 0.330, SLG: 0.443											5	1	1	1	0	0	4							
18 <b>Ben Zobrist, S</b> OBP: 0.369, SLG: 0.493											5	0	1	0	0	1	1							
11 <b>Casey Kotchman, L</b> ERA: 4.05											5	1	3	1	0	0	0							
9 <b>Elliot Johnson, S</b> OBP: 0.252, SLG: 0.328											0	0	0	0	0	0	0							
2 <b>B.J. Upton, R</b> OBP: 0.309, SLG: 0.399											5	0	0	0	0	2	3							
20 <b>Matt Joyce, L</b> OBP: 0.342, SLG: 0.494											4	1	1	0	1	1	2							
10 <b>Kelly Shoppach, R</b> OBP: 0.273, SLG: 0.303											2	0	0	0	0	2	3							
36 <b>Robinson Chirinos, R</b> OBP: 0.362, SLG: 0.469											2	0	0	0	0	1	0							
1 <b>Sean Rodriguez, R</b> OBP: 0.304, SLG: 0.362											3	1	1	0	0	0	0							
<b>Inning Stats</b>	R: 0 E: 0 K: 0 S: 6	H: 0 LOB: 0 BB: 0 P: 12	R: 0 E: 0 K: 1 S: 12	H: 1 LOB: 2 BB: 1 P: 22	R: 1 E: 0 K: 1 S: 10	H: 1 LOB: 1 BB: 0 P: 14	R: 2 E: 0 K: 2 S: 22	H: 4 LOB: 3 BB: 1 P: 37	R: 0 E: 0 K: 0 S: 6	H: 0 LOB: 0 BB: 0 P: 11	R: 0 E: 0 K: 1 S: 10	H: 0 LOB: 0 BB: 0 P: 16	R: 1 E: 0 K: 0 S: 12	H: 1 LOB: 0 BB: 0 P: 17	R: 0 E: 0 K: 1 S: 13	H: 0 LOB: 0 BB: 0 P: 18	R: 0 E: 0 K: 1 S: 14	H: 1 LOB: 1 BB: 0 P: 22	R: 0 E: 0 K: 0 S: 13	H: 2 LOB: 2 BB: 0 P: 16	1B: 8 2B: 0 3B: 0 HR: 2	SF: 0 SAC: 0 DP: 0 HBP: 1	WP: 0 PB: 0 SB: 2 CS: 0	PA: 43
<b>PITCHER</b>	IP	WLS	BF	H	R	ER	SO	BB	IBB	HBP	BLK	WP	HR	S	P	ERA	WHIP							
53 <b>Trevor Cahill, R</b> ERA: 3.93	6.0		27	6	3	3	5	2	0	1	0	0	0	66	112	4.50	1.333							
57 <b>Brian Fuentes, L</b> ERA: 4.05	0.2	H	2	0	0	0	0	0	0	0	0	0	0	5	6	0.00	0.000							
50 <b>Grant Balfour, R</b> ERA: 2.2	1.1	B	5	1	1	1	1	0	0	0	0	0	1	20	29	6.75	0.750							
60 <b>Fausto De Los Santos, R</b> ERA: 2.04	1.0	W	4	1	0	0	1	0	0	0	0	0	0	14	22	0.00	1.000							
40 <b>Andrew Bailey, R</b> ERA: 1.93	1.0	S	5	2	0	0	0	0	0	0	0	0	0	13	16	0.00	2.000							

Oakland Athletics @ Tampa Bay Rays  
Tropicana Field, St. Petersburg, FL  
Sun Aug 07 2011, 1:41 PM - 5:19 PM EDT  
Att. 21,425 - Dome - 72 F

AB	40
R	4
H	10
RBI	4
BB	2
SO	7
LOB	15





Batter	1	2	3	4	5	6	7	8	9	AB	R	H	RBI	BB	SO	LOB	TOP										
4 Alex Gordon, L OBP: 0.375, SLG: 0.493										4	1	1	0	0	1	1	<b>Kansas City Royals @ Tampa Bay Rays</b> Tropicana Field, St. Petersburg, FL Mon Aug 08 2011, 7:11 PM - 9:49 PM EDT Att: 10,742 - Dome - 72 F <a href="http://livebaseballscorecards.com">livebaseballscorecards.com</a>										
53 Melky Cabrera, S OBP: 0.339, SLG: 0.463										4	0	2	0	0	0	0											
16 Billy Butler, R OBP: 0.370, SLG: 0.454										3	0	1	0	1	0	3											
17 Chris Getz, L OBP: 0.315, SLG: 0.285										0	0	0	0	0	0	0											
35 Eric Hosmer, L OBP: 0.336, SLG: 0.441										3	0	1	1	1	1	1											
21 Jeff Francoeur, R OBP: 0.324, SLG: 0.466										4	0	1	0	0	2	5											
9 Johnny Giavotella, R OBP: 0.375, SLG: 0.667										4	0	0	0	0	1	5											
8 Mike Moustakas, L OBP: 0.245, SLG: 0.238										4	0	0	0	0	1	1											
2 Alcides Escobar, R OBP: 0.280, SLG: 0.324										4	0	0	0	0	2	0											
28 Manny Piña, R OBP: 0.267, SLG: 0.357										3	0	0	0	1	0	0											
<b>Inning Stats</b>	R: 1 E: 0 K: 2 S: 13	H: 3 LOB: 2 BB: 0 P: 17	R: 0 E: 0 K: 3 S: 13	H: 0 LOB: 1 BB: 1 P: 22	R: 0 E: 0 K: 2 S: 10	H: 1 LOB: 1 BB: 0 P: 11	R: 0 E: 0 K: 0 S: 8	H: 0 LOB: 0 BB: 0 P: 11	R: 0 E: 0 K: 0 S: 6	H: 1 LOB: 1 BB: 0 P: 7	R: 0 E: 0 K: 0 S: 11	H: 1 LOB: 1 BB: 0 P: 13	R: 0 E: 0 K: 0 S: 5	H: 0 LOB: 0 BB: 0 P: 8	R: 0 E: 0 K: 0 S: 14	H: 0 LOB: 2 BB: 2 P: 29	R: 0 E: 0 K: 1 S: 7	H: 0 LOB: 0 BB: 0 P: 11	1B: 2 2B: 4 3B: 0 HR: 0	SF: 0 SAC: 0 DP: 0 HBP: 0	WP: 0 PB: 0 SB: 0 CS: 0	PA: 36					
<b>PITCHER</b>	IP	WLS	BF	H	R	ER	SO	BB	IBB	HBP	BLK	WP	HR	S	P	ERA	WHIP										
58 Jeremy Hellickson, R ERA: 3.05	7.1		31	6	1	1	7	3	0	0	0	0	0	74	107	1.23	1.227										
62 Joel Peralta, R ERA: 3.68	0.2		2	0	0	0	0	0	0	0	0	0	0	6	11	0.00	0.000										
43 Kyle Farnsworth, R ERA: 2.0	1.0	W	3	0	0	0	1	0	0	0	0	0	0	7	11	0.00	0.000										

Batter	1	2	3	4	5	6	7	8	9	AB	R	H	RBI	BB	SO	LOB	BOTTOM										
8 Desmond Jennings, R OBP: 0.419, SLG: 0.594										3	0	0	0	1	1	0	<b>Kansas City Royals @ Tampa Bay Rays</b> Tropicana Field, St. Petersburg, FL Mon Aug 08 2011, 7:11 PM - 9:49 PM EDT Att: 10,742 - Dome - 72 F <a href="http://livebaseballscorecards.com">livebaseballscorecards.com</a>										
22 Johnny Damon, L OBP: 0.315, SLG: 0.388										3	0	0	0	1	1	0											
3 Evan Longoria, R OBP: 0.329, SLG: 0.441										4	0	1	0	0	0	2											
18 Ben Zobrist, S OBP: 0.368, SLG: 0.489										3	1	0	0	1	2	3											
11 Casey Kotchman, L OBP: 0.400, SLG: 0.479										4	1	3	2	0	0	0											
2 B.J. Upton, R OBP: 0.312, SLG: 0.401										3	0	2	0	0	1	1											
20 Matt Joyce, L OBP: 0.342, SLG: 0.491										2	0	0	0	1	1	3											
38 Robinson Chirinos, R OBP: 0.340, SLG: 0.378										3	0	0	0	0	1	4											
1 Sean Rodriguez, R OBP: 0.301, SLG: 0.358										3	0	0	0	0	1	0											
<b>Inning Stats</b>	R: 0 E: 0 K: 2 S: 10	H: 0 LOB: 0 BB: 0 P: 15	R: 0 E: 0 K: 3 S: 14	H: 2 LOB: 2 BB: 0 P: 18	R: 0 E: 0 K: 1 S: 7	H: 0 LOB: 0 BB: 0 P: 10	R: 0 E: 0 K: 0 S: 5	H: 1 LOB: 0 BB: 0 P: 8	R: 0 E: 0 K: 0 S: 6	H: 1 LOB: 0 BB: 0 P: 12	R: 0 E: 0 K: 0 S: 8	H: 0 LOB: 0 BB: 0 P: 14	R: 1 E: 0 K: 1 S: 12	H: 1 LOB: 2 BB: 2 P: 29	R: 0 E: 0 K: 1 S: 9	H: 0 LOB: 2 BB: 2 P: 20		R: 1 E: 0 K: 0 S: 1	H: 1 LOB: 0 BB: 0 P: 1	1B: 5 2B: 0 3B: 0 HR: 1	SF: 0 SAC: 0 DP: 2 HBP: 0	WP: 1 PB: 0 SB: 1 CS: 0	PA: 32				
<b>PITCHER</b>	IP	WLS	BF	H	R	ER	SO	BB	IBB	HBP	BLK	WP	HR	S	P	ERA	WHIP										
44 Luke Hochevar, R ERA: 4.79	7.0		26	5	1	1	7	1	1	0	0	0	0	62	106	1.29	0.857										
43 Aaron Crow, R ERA: 1.99	1.0		5	0	0	0	1	2	0	0	0	0	0	9	20	0.00	2.000										
38 Blake Wood, R ERA: 3.75	0.0	L	1	1	1	1	0	0	0	0	0	0	1	1	1	∞	∞										



Batter	1	2	3	4	5	6	7	8	9	AB	R	H	RBI	BB	SO	LOB	TOP					
4 Alex Gordon, L (1, 7) OBP: 0.372, SLG: 0.489	F8 FF 92 B SI 88 X FF 92		G4-6-3 X CH 85		K F CH 85 B SI 88 X FF 92			FC4-6 F CH 82 X CH 82		4	0	0	0	0	1	5	<b>Kansas City Royals @ Tampa Bay Rays</b> Tropicana Field, St. Petersburg, FL Tue Aug 09 2011, 7:11 PM - 9:03 PM EDT Att: 10,124 - Dome - 72 F <a href="http://livebaseballscorecards.com">livebaseballscorecards.com</a>					
53 Melky Cabrera, S (1, 8) OBP: 0.338, SLG: 0.461	K F FF 92 S CH 84 S CH 85			1B F FF 91 B CH 84 X CH 84	G3-1 B FF 91 B FF 90 F FF 92 X CH 88			G3-6-3 C KC 77 B FF 90 B KC 74 X FF 90		4	0	1	0	0	1	3						
16 Billy Butler, R (1, 10) OBP: 0.367, SLG: 0.450	G5-3 C FF 91 C KC 79 B CH 84 X SI 91			1B F KC 78 B KC 80 C FF 92 B CH 85 C KC 77 C KC 78		F8 C FF 90 B FC 84 X FF 90		P4 X FF 89		4	0	0	0	0	1	1						
35 Eric Hosmer, L (1, 3)		G5-3 X FF 91		BB B CH 84 B FF 91 B FF 89		G6-3 C FF 91 X KC 77		F7 C FF 91 S CH 82 B CH 83 X CH 83		3	0	0	0	1	0	0						
21 Jeff Francoeur, R (1, 9) OBP: 0.325, SLG: 0.465		K B FF 91 C FF 91 S CH 84		BB F KC 76 B CH 84 C CH 85 B FF 91		1B B FF 90 X FF 90		K C SI 91 S CH 82 F CH 84 B CH 84 S CH 84		3	0	1	0	1	2	0						
9 Johnny Giavotella, R (1, 4) OBP: 0.316, SLG: 0.556	F9 C FF 91 B FF 93 X FF 92			BB F KC 76 B CH 84 C CH 85 B FF 91			G5-3 B FF 90 B CH 87 X FF 88			3	0	0	0	0	1	2						
3 Brayan Peña, S (1, 2) OBP: 0.298, SLG: 0.361			BB B FF 91 B FF 90 C CH 84 B CH 85		K C FF 90 C KC 77 B FC 88 B CH 84 C FF 91		L4 B SI 90 X FF 88			2	0	0	0	1	1	0						
8 Mike Moustakas, L (1, 5) OBP: 0.251, SLG: 0.246			1B C CH 83 D CH 84 B SI 91 F CH 84 X FC 88		1B X FF 91		K C KC 76 C KC 77 B CH 84 B CH 83 S CH 83			3	0	2	0	0	1	0						
2 Alcides Escobar, R (1, 6) OBP: 0.283, SLG: 0.327			1B X FF 91		1B B CH 82 F SI 89 SAFE X KC 78			1B F FC 84 4 1B		3	0	2	0	0	0	2						
<b>Inning Stats</b>	R: 0 E: 0 K: 1 S: 8	H: 0 LOB: 0 BB: 0 P: 12	R: 0 E: 0 K: 1 S: 6	H: 0 LOB: 0 BB: 0 P: 8	R: 0 E: 0 K: 0 S: 9	H: 1 LOB: 1 BB: 1 P: 15	R: 0 E: 0 K: 2 S: 12	H: 1 LOB: 2 BB: 2 P: 24	R: 0 E: 0 K: 1 S: 13	H: 2 LOB: 2 BB: 0 P: 18	R: 0 E: 0 K: 0 S: 6	H: 1 LOB: 1 BB: 0 P: 8	R: 0 E: 0 K: 1 S: 5	H: 0 LOB: 0 BB: 0 P: 10	R: 0 E: 0 K: 0 S: 7	H: 1 LOB: 0 BB: 0 P: 11	R: 0 E: 0 K: 1 S: 9	H: 0 LOB: 0 BB: 0 P: 11	1B: 6 2B: 1 3B: 0 HR: 0	SF: 0 SAC: 0 DP: 3 HBP: 0	WP: 0 PB: 0 SB: 1 CS: 1	PA: 32
<b>PITCHER</b> 33 James Shields, R (1, 1) ERA: 2.8	IP: 9.0 WLS: W BF: 32 H: 6 R: 0 ER: 0 SO: 8 BB: 3 IBB: 0 HBP: 0 BLK: 0 WP: 0 HR: 0 S: 75 P: 117 ERA: 0.00 WHIP: 1.000															<b>PITCHER</b>	IP: 9.0 WLS: W BF: 32 H: 6 R: 0 ER: 0 SO: 8 BB: 3 IBB: 0 HBP: 0 BLK: 0 WP: 0 HR: 0 S: 75 P: 117 ERA: 0.00 WHIP: 1.000					

Batter	1	2	3	4	5	6	7	8	9	AB	R	H	RBI	BB	SO	LOB	BOTTOM					
8 Desmond Jennings, R (1, 7) OBP: 0.423, SLG: 0.582	HBP B SI 84 C CH 74 H SI 83		F9 C CU 86 X SI 83			1B X CH 75		G6-3 C FF 91 B SI 83 X KC 81		3	1	1	0	0	0	0	<b>Kansas City Royals @ Tampa Bay Rays</b> Tropicana Field, St. Petersburg, FL Tue Aug 09 2011, 7:11 PM - 9:03 PM EDT Att: 10,124 - Dome - 72 F <a href="http://livebaseballscorecards.com">livebaseballscorecards.com</a>					
22 Johnny Damon, L (1, 10) OBP: 0.317, SLG: 0.389	1B X SI 83		K C SI 86 C CU 88 S CU 87			1B SAFE SAFE SAFE X CH 78		F8 B SI 90 X SI 90		4	2	2	0	0	1	0						
3 Evan Longoria, R (1, 5) OBP: 0.332, SLG: 0.452	1B B SI 83 B SI 82 X CH 76		P4 C SI 83 B CH 76 C CH 77 X SI 83			HR X SI 84				3	1	2	4	0	0	0						
18 Ben Zobrist, S (1, 9) OBP: 0.366, SLG: 0.487	SH1-3 X SI 83		K C CH 75 B SI 82 B SI 81 F CH 79 S CH 74			G6-3 X SI 84				2	0	0	0	0	1	0						
11 Casey Kotchman, L (1, 3) OBP: 0.397, SLG: 0.475	F7 B CH 77 C CH 77 B SI 84 X SI 84		G4-3 C CU 86 B CH 75 C CH 76 X SI 86			G1 C CU 89 X CU 89				3	0	0	0	0	0	1						
2 B.J. Upton, R (1, 8) OBP: 0.310, SLG: 0.398	G6-3 T CU 86 B SI 85 B CH 76 S SI 85 X CU 87		K B CH 77 C CH 74 F CU 86 C SI 83			K C SI 82 C SI 82 S SI 85 X SI 84				3	0	0	0	0	2	1						
1 Sean Rodriguez, R (1, 4) OBP: 0.298, SLG: 0.354	L4 B CU 85 B SI 84 F SI 82 S SI 86 X CU 85		G6-3 C CU 86 F SI 82 S SI 85 X SI 84			P3 C CU 86 F SI 83 S SI 86 X SI 84				3	0	0	0	0	0	0						
10 Kelly Shoppach, R (1, 2) OBP: 0.268, SLG: 0.298	F8 S CU 86 B SI 84 F CH 82 B SI 88 X SI 84		F9 S CH 77 B SI 81 X SI 87			G5-3 X CH 76				3	0	0	0	0	0	0						
9 Elliot Johnson, S (1, 6) OBP: 0.247, SLG: 0.321	G6-3 C CH 75 X CH 81		F8 C SI 87 X SI 85					G1-3 X SI 88		3	0	0	0	0	0	0						
<b>Inning Stats</b>	R: 2 E: 0 K: 0 S: 11	H: 2 LOB: 1 BB: 0 P: 19	R: 0 E: 0 K: 0 S: 9	H: 0 LOB: 0 BB: 0 P: 13	R: 0 E: 0 K: 1 S: 8	H: 0 LOB: 0 BB: 0 P: 10	R: 0 E: 0 K: 2 S: 9	H: 0 LOB: 0 BB: 0 P: 14	R: 0 E: 0 K: 0 S: 7	H: 3 LOB: 0 BB: 0 P: 10	R: 2 E: 0 K: 0 S: 6	H: 0 LOB: 0 BB: 0 P: 6	R: 0 E: 0 K: 1 S: 7	H: 0 LOB: 0 BB: 0 P: 8	R: 0 E: 0 K: 0 S: 4	H: 0 LOB: 0 BB: 0 P: 6	R: 0 E: 0 K: 0 S: 4	H: 0 LOB: 0 BB: 0 P: 6	1B: 4 2B: 0 3B: 0 HR: 1	SF: 0 SAC: 1 DP: 0 HBP: 1	WP: 0 PB: 0 SB: 2 CS: 1	PA: 29
<b>PITCHER</b> 26 Jeff Francis, L (1, 1) ERA: 4.51 47 Nate Adcock, R (8, 1) ERA: 5.23	IP: 7.0 WLS: L BF: 26 H: 5 R: 4 ER: 4 SO: 4 BB: 0 IBB: 0 HBP: 1 BLK: 0 WP: 0 HR: 1 S: 57 P: 80 ERA: 5.14 WHIP: 0.714															<b>PITCHER</b>	IP: 1.0 WLS: L BF: 3 H: 0 R: 0 ER: 0 SO: 0 BB: 0 IBB: 0 HBP: 0 BLK: 0 WP: 0 HR: 0 S: 4 P: 6 ERA: 0.00 WHIP: 0.000					



Batter	1	2	3	4	5	6	7	8	9	AB	R	H	RBI	BB	SO	LOB	TOP					
4 Alex Gordon, L (1, 7)										3	1	0	0	2	1	2						
53 Melky Cabrera, S (1, 8)										3	1	2	5	0	0	0						
16 Billy Butler, R (1, 10)										5	0	0	0	0	3	4						
35 Eric Hosmer, L (1, 3)										4	0	0	0	0	0	0						
21 Jeff Francoeur, R (1, 9)										4	1	1	0	0	2	0						
9 Johnny Cueto, R (1, 4)										4	1	2	1	0	0	0						
13 Salvador Perez, R (1, 2)										3	1	1	1	0	0	1						
8 Mike Moustakas, L (1, 5)										4	0	0	0	0	1	1						
2 Alcides Escobar, R (1, 6)										3	2	2	0	1	0	0						
<b>Inning Stats</b>	R: 0 E: 0 K: 2 S: 9	H: 0 LOB: 0 BB: 0 P: 13	R: 0 E: 0 K: 1 S: 15	H: 1 LOB: 1 BB: 0 P: 19	R: 0 E: 1 K: 1 S: 16	H: 1 LOB: 2 BB: 0 P: 22	R: 2 E: 0 K: 0 S: 18	H: 2 LOB: 0 BB: 0 P: 25	R: 1 E: 0 K: 0 S: 6	H: 1 LOB: 0 BB: 0 P: 8	R: 0 E: 0 K: 0 S: 5	H: 0 LOB: 0 BB: 0 P: 8	R: 1 E: 0 K: 1 S: 15	H: 1 LOB: 2 BB: 2 P: 27	R: 0 E: 0 K: 1 S: 8	H: 0 LOB: 0 BB: 0 P: 12	R: 3 E: 0 K: 1 S: 17	H: 2 LOB: 0 BB: 1 P: 26	1B: 2 2B: 4 HR: 1	SF: 3 SAC: 0 DP: 0 HBP: 0	WP: 0 PB: 0 SB: 1 CS: 0	PA: 39
<b>PITCHER</b>	IP WLS BF H R ER SO BB IBB HBP BLK WP HR S P ERA WHIP																					
40 Wade Davis, R (1, 1)	6.1	27	6	4	4	4	1	0	0	0	0	0	0	0	0	79	111	5.68	1.105			
39 J.P. Howell, L (7, 1)	1.0	4	0	0	0	1	1	0	0	0	0	0	0	0	8	14	0.00	1.000				
47 Brandon Gomes, R (8, 1)	1.1	5	1	1	1	1	0	0	0	0	0	0	0	15	24	6.75	0.750					
57 Jake McGee, L (9, 1)	0.1	W	3	1	2	2	1	0	0	0	0	0	1	7	11	54.00	6.000					

**Kansas City Royals @ Tampa Bay Rays**  
Tropicana Field, St. Petersburg, FL  
Wed Aug 10 2011, 7:12 PM - 10:34 PM EDT  
Att: 11,706 - Dome - 72 F

AB 33  
R 7  
H 8  
RBI 7  
BB 3  
SO 7  
LOB 8



Batter	1	2	3	4	5	6	7	8	9	AB	R	H	RBI	BB	SO	LOB	BOTTOM					
20 Matt Joyce, L (1, 9)										5	2	3	1	0	0	3						
22 Johnny Damon, L (1, 10)										5	1	1	0	0	0	1						
3 Evan Longoria, R (1, 5)										5	1	1	1	0	2	1						
18 Ben Zobrist, S (1, 4)										4	1	2	1	1	0	1						
11 Casey Kotchman, L (1, 3)										4	0	2	2	1	0	2						
9 Elliot Johnson, S (9, PR)										0	1	0	0	0	0	0						
2 B.J. Upton, R (1, 8)										4	1	0	0	1	1	4						
5 Sam Feldt, L (1, 7)										2	1	2	1	3	0	0						
38 Robinson Chirinos, R (1, 2)										3	0	0	0	0	0	5						
8 Desmond Jennings, R (8, PH)										1	0	1	1	0	0	0						
10 Kelly Shoppach, R (9, 2)										0	0	0	0	0	0	0						
1 Sean Rodriguez, R (1, 6)										3	0	0	0	1	1	3						
<b>Inning Stats</b>	R: 0 E: 0 K: 0 S: 12	H: 1 LOB: 2 BB: 1 P: 22	R: 0 E: 0 K: 0 S: 9	H: 0 LOB: 1 BB: 1 P: 17	R: 0 E: 0 K: 0 S: 7	H: 0 LOB: 0 BB: 0 P: 11	R: 0 E: 0 K: 0 S: 7	H: 1 LOB: 2 BB: 2 P: 18	R: 1 E: 0 K: 1 S: 12	H: 1 LOB: 0 BB: 0 P: 16	R: 1 E: 0 K: 0 S: 14	H: 2 LOB: 3 BB: 2 P: 28	R: 0 E: 0 K: 1 S: 13	H: 0 LOB: 0 BB: 0 P: 19	R: 1 E: 0 K: 1 S: 16	H: 2 LOB: 1 BB: 1 P: 27	R: 5 E: 1 K: 1 S: 16	H: 5 LOB: 1 BB: 0 P: 22	1B: 8 2B: 2 HR: 1	SF: 0 SAC: 0 DP: 0 HBP: 0	WP: 1 PB: 0 SB: 0 CS: 0	PA: 43
<b>PITCHER</b>	IP WLS BF H R ER SO BB IBB HBP BLK WP HR S P ERA WHIP																					
59 Felipe Paulino, R (1, 1)	5.0	21	3	1	1	1	4	0	0	0	1	0	8	14	27.00	9.000						
55 Tim Collins, L (6, 1)	0.1	H	4	2	1	1	1	0	0	0	0	0	19	33	0.00	0.600						
31 Luis Coleman, R (6, 1)	1.2	H	6	0	0	0	1	0	0	0	0	0	16	27	9.00	3.000						
56 Greg Holland, R (8, 1)	1.0	H	5	2	1	1	1	0	0	0	0	0	7	10	∞	∞						
43 Aaron Crow, R (9, 1)	0.0	2	2	2	2	0	0	0	0	0	0	0	0	0	0	0						

**Kansas City Royals @ Tampa Bay Rays**  
Tropicana Field, St. Petersburg, FL  
Wed Aug 10 2011, 7:12 PM - 10:34 PM EDT  
Att: 11,706 - Dome - 72 F

AB 36  
R 8  
H 12  
RBI 7  
BB 7  
SO 4  
LOB 20





Batter	1	2	3	4	5	6	7	8	9	AB	R	H	RBI	BB	SO	LOB	TOP			
4 Alex Gordon, L (1, 7)										5	1	1	0	0	2	5	<b>Kansas City Royals @ Tampa Bay Rays</b> Tropicana Field, St. Petersburg, FL Thu Aug 11 2011, 12:12 PM - 2:53 PM EDT Att: 13,942 - Dome - 72 F			
53 Melky Cabrera, S (1, 8)										5	0	3	0	0	1	2				
16 Billy Butler, R (1, 10)										3	0	0	0	1	0	3				
35 Eric Hosmer, L (1, 3)										4	0	1	1	0	0	3				
21 Jeff Francoeur, R (1, 9)										3	0	0	0	1	1	2				
9 Johnny Giavotella, R (1, 4)										4	0	0	0	0	1	2				
13 Salvador Perez, R (1, 2)										4	0	2	0	0	0	0				
8 Mike Moustakas, L (1, 5)										4	0	2	0	0	1	1				
2 Alcides Escobar, R (1, 6)										4	0	2	0	0	0	0				
<b>Inning Stats</b>	R: 1 E: 0 K: 0 S: 16	H: 2 LOB: 2 BB: 1 P: 25	R: 0 E: 0 K: 0 S: 9	H: 2 LOB: 2 BB: 0 P: 14	R: 0 E: 0 K: 0 S: 5	H: 0 LOB: 0 BB: 0 P: 6	R: 0 E: 0 K: 1 S: 7	H: 0 LOB: 0 BB: 0 P: 9	R: 0 E: 0 K: 1 S: 15	H: 3 LOB: 3 BB: 0 P: 20	R: 0 E: 0 K: 1 S: 9	H: 2 LOB: 2 BB: 0 P: 13	R: 0 E: 0 K: 1 S: 6	H: 1 LOB: 0 BB: 0 P: 7	R: 0 E: 0 K: 2 S: 11	H: 0 LOB: 0 BB: 0 P: 16	1B: 11 2B: 1 3B: 0 HR: 0	SF: 0 SAC: 0 DP: 2 HBP: 0	WP: 0 PB: 0 SB: 2 CS: 1	PA: 38
<b>PITCHER</b>	IP WLS BF H R ER SO BB IBB HBP BLK WP HR S P ERA WHIP																			
34 Jeff Niemann, R (1, 1)	6.1 W 30 9 1 1 2 2 0 0 0 0 0 0 0 103 1.42 1.737																			
39 J.P. Howell, L (7, 1)	0.0 1 1 0 0 0 0 0 0 0 0 0 0 2 2 ∞ ∞																			
62 Joel Peralta, R (7, 1)	1.2 H 4 1 0 0 2 0 0 0 0 0 0 0 9 12 0.00 0.600																			
43 Kyle Farnsworth, R (9, 1)	1.0 S 3 0 0 0 2 0 0 0 0 0 0 0 11 16 0.00 0.000																			

Batter	1	2	3	4	5	6	7	8	9	AB	R	H	RBI	BB	SO	LOB	BOTTOM		
8 Desmond Jennings, R (1, 8)										4	1	1	0	0	0	0	<b>Kansas City Royals @ Tampa Bay Rays</b> Tropicana Field, St. Petersburg, FL Thu Aug 11 2011, 12:12 PM - 2:53 PM EDT Att: 13,942 - Dome - 72 F		
22 Johnny Damon, L (1, 10)										3	1	1	0	1	1	1			
3 Evan Longoria, R (1, 5)										3	1	1	1	0	0	1			
18 Ben Zobrist, S (1, 9)										3	1	2	2	1	0	0			
11 Casey Kotchman, L (1, 3)										3	0	0	0	1	1	3			
1 Sean Rodriguez, R (1, 4)										3	0	1	1	1	0	0			
5 Sam Fuld, L (1, 7)										4	0	1	0	0	1	2			
10 Kelly Shoppach, R (1, 2)										3	0	0	0	0	0	1			
9 Elliot Johnson, S (1, 6)										3	0	0	0	0	1	1			
<b>Inning Stats</b>	R: 0 E: 0 K: 0 S: 10	H: 1 LOB: 2 BB: 1 P: 16	R: 0 E: 0 K: 0 S: 7	H: 0 LOB: 0 BB: 0 P: 12	R: 2 E: 0 K: 1 S: 15	H: 2 LOB: 1 BB: 1 P: 26	R: 0 E: 0 K: 1 S: 10	H: 1 LOB: 1 BB: 1 P: 18	R: 1 E: 0 K: 0 S: 9	H: 1 LOB: 0 BB: 0 P: 12	R: 0 E: 0 K: 0 S: 6	H: 0 LOB: 0 BB: 0 P: 9	R: 0 E: 0 K: 2 S: 16	H: 2 LOB: 2 BB: 1 P: 29	R: 1 E: 0 K: 2 S: 16	H: 3 LOB: 2 3B: 2 HR: 0	SF: 1 SAC: 0 DP: 0 HBP: 0	WP: 0 PB: 0 SB: 0 CS: 1	PA: 34
<b>PITCHER</b>	IP WLS BF H R ER SO BB IBB HBP BLK WP HR S P ERA WHIP																		
23 Danny Duffy, L (1, 1)	7.0 L 28 5 3 3 2 3 0 0 0 0 0 0 64 103 3.86 1.143																		
38 Blake Wood, R (8, 1)	1.0 6 2 1 1 2 0 1 0 0 0 0 0 16 29 9.00 2.000																		

AB	36
R	1
H	11
RBI	1
BB	2
SO	6
LOB	18



AB	29
R	4
H	7
RBI	4
BB	4
SO	4
LOB	9













Batter	1	2	3	4	5	6	7	8	9	AB	R	H	RBI	BB	SO	LOB	TOP											
8 Desmond Jennings, R OBP: 0.417, SLG: 0.619										4	1	1	0	0	2	2	<p><b>Tampa Bay Rays @ Boston Red Sox</b> Fenway Park, Boston, MA Tue Aug 16 2011, 1:09 PM - 3:33 PM EDT Att: 38,525 - Cloudy - 69 F</p> <p>livebaseballscorecards.com</p> <p>AB 30 R 1 H 3 RBI 1 BB 1 SO 10 LOB 8</p>											
5 Sam Fuld, L OBP: 0.304, SLG: 0.365 33 James Shields, R (8, 1)										4	0	0	0	0	1	1												
3 Evan Longoria, R OBP: 0.328, SLG: 0.454										4	0	1	1	0	0	0												
18 Ben Zobrist, S OBP: 0.367, SLG: 0.492										4	0	1	0	0	2	1												
2 B.J. Upton, R OBP: 0.303, SLG: 0.388										4	0	0	0	0	2	2												
11 Casey Kotchman, L OBP: 0.327, SLG: 0.471										3	0	0	0	0	1	0												
1 Sean Rodriguez, R OBP: 0.300, SLG: 0.349										2	0	0	0	0	1	0												
10 Kelly Shoppach, R OBP: 0.270, SLG: 0.311										2	0	0	0	1	0	0												
9 Elliot Johnson, S OBP: 0.241, SLG: 0.331 22 Johnny Damon, L OBP: 0.315, SLG: 0.394										2	0	0	0	0	0	2												
1 Inning Stats	R: 1 H: 2 E: 0 K: 1 S: 15	WLS: 1 BF: 26 LOB: 0 P: 22	R: 0 H: 0 E: 0 K: 1 S: 9	LOB: 2 BB: 1 P: 20	R: 0 H: 0 E: 0 K: 1 S: 10	LOB: 0 BB: 0 P: 17	R: 0 H: 0 E: 0 K: 3 S: 12	LOB: 0 BB: 0 P: 20	R: 0 H: 1 E: 0 K: 2 S: 10	LOB: 1 BB: 0 P: 15	R: 0 H: 0 E: 0 K: 0 S: 6	LOB: 0 BB: 0 P: 13	R: 0 H: 0 E: 0 K: 2 S: 9	LOB: 0 BB: 0 P: 12	R: 0 H: 0 E: 0 K: 0 S: 9	LOB: 0 BB: 0 P: 10	1B: 1 2B: 2 3B: 0 HR: 0	SF: 0 SAC: 0 DP: 0 HBP: 1	WP: 0 PB: 0 SB: 2 CS: 0	PA: 32								
PITCHER	IP	WLS	BF	H	R	ER	SO	BB	IBB	HBP	BLK	WP	HR	S	P	ERA	WHIP											
31 Jon Lester, L ERA: 3.22	(1, 1)	7.0	W	26	3	1	1	8	1	0	1	0	0	0	65	113	1.29	0.571										
51 Daniel Bard, R ERA: 2.21	(8, 1)	1.0	H	3	0	0	0	2	0	0	0	0	0	9	12	0.00	0.000											
58 Jonathan Papelbon, R ERA: 3.02	(9, 1)	1.0	S	3	0	0	0	0	0	0	0	0	0	9	10	0.00	0.000											

Batter	1	2	3	4	5	6	7	8	9	AB	R	H	RBI	BB	SO	LOB	BOTTOM											
2 Jacoby Ellsbury, L OBP: 0.369, SLG: 0.512										4	1	1	3	0	1	0	<p><b>Tampa Bay Rays @ Boston Red Sox</b> Fenway Park, Boston, MA Tue Aug 16 2011, 1:09 PM - 3:33 PM EDT Att: 38,525 - Cloudy - 69 F</p> <p>livebaseballscorecards.com</p> <p>AB 27 R 3 H 3 RBI 3 BB 1 SO 6 LOB 4</p>											
15 Dustin Pedroia, R OBP: 0.398, SLG: 0.477										3	0	0	0	0	1	0												
28 Adrián González, L OBP: 0.410, SLG: 0.549										3	0	0	0	0	1	0												
20 Kevin Youkilis, R OBP: 0.381, SLG: 0.483										2	0	0	0	1	0	0												
13 Carl Crawford, L OBP: 0.289, SLG: 0.385										3	0	0	0	0	1	1												
39 Jarrod Saltalamacchia, R OBP: 0.373, SLG: 0.457										3	0	0	0	0	0	1												
16 Josh Reddick, L OBP: 0.362, SLG: 0.526										3	1	1	0	0	0	1												
12 Jed Lowrie, S OBP: 0.308, SLG: 0.395										3	0	0	0	0	1	1												
3 Mike Aviles, R OBP: 0.276, SLG: 0.397										3	1	1	0	0	1	0												
1 Inning Stats	R: 0 H: 0 E: 0 K: 0 S: 8	WLS: 0 BF: 28 LOB: 0 P: 12	R: 0 H: 0 E: 0 K: 1 S: 8	LOB: 0 BB: 0 P: 10	R: 3 H: 3 E: 0 K: 2 S: 18	LOB: 0 BB: 0 P: 23	R: 0 H: 0 E: 0 K: 0 S: 10	LOB: 1 BB: 1 P: 17	R: 0 H: 0 E: 0 K: 1 S: 6	LOB: 0 BB: 0 P: 10	R: 0 H: 0 E: 0 K: 1 S: 12	LOB: 0 BB: 0 P: 18	R: 0 H: 0 E: 0 K: 0 S: 8	LOB: 0 BB: 0 P: 11	R: 0 H: 0 E: 0 K: 2 S: 10	LOB: 0 BB: 0 P: 13	1B: 2 2B: 0 3B: 0 HR: 1	SF: 0 SAC: 0 DP: 0 HBP: 0	WP: 0 PB: 0 SB: 0 CS: 0	PA: 28								
PITCHER	IP	WLS	BF	H	R	ER	SO	BB	IBB	HBP	BLK	WP	HR	S	P	ERA	WHIP											
33 James Shields, R ERA: 2.83	(1, 1)	8.0	L	28	3	3	3	6	1	0	0	0	0	1	80	114	3.38	0.500										
33 James Shields, R ERA: 2.83	(8, 1)	8.0	L	28	3	3	3	6	1	0	0	0	0	1	80	114	3.38	0.500										



Batter	1	2	3	4	5	6	7	8	9	AB	R	H	RBI	BB	SO	LOB	TOP						
8 Desmond Jennings, R OBP: 0.416, SLG: 0.640										5	1	2	1	0	1	1							
22 Johnny Damon, L OBP: 0.315, SLG: 0.396										5	0	2	0	0	1	1							
3 Evan Longoria, R OBP: 0.393, SLG: 0.447									5	1	0	0	0	1	3								
18 Ben Zobrist, S OBP: 0.370, SLG: 0.494										4	2	3	0	0	0	1							
2 B.J. Upton, R OBP: 0.307, SLG: 0.392										4	2	3	1	0	1	1							
11 Casey Kotchman, L OBP: 0.393, SLG: 0.471										4	0	2	1	0	0	3							
1 Sean Rodriguez, R OBP: 0.299, SLG: 0.345										3	0	0	0	0	1	4							
20 Matt Joyce, L OBP: 0.342, SLG: 0.493										4	0	0	1	0	1	3							
38 Robinson Chirinos, R OBP: 0.283, SLG: 0.309									4	0	0	0	0	1	2								
<b>Inning Stats</b>	R: 0 E: 0 K: 1 S: 7	H: 0 LOB: 0 BB: 0 P: 11	R: 2 E: 1 K: 1 S: 29	H: 2 LOB: 1 BB: 0 P: 36	R: 0 E: 0 K: 1 S: 10	H: 1 LOB: 1 BB: 0 P: 15	R: 0 E: 0 K: 0 S: 4	H: 2 LOB: 0 BB: 0 P: 7	R: 1 E: 0 K: 2 S: 11	H: 1 LOB: 0 BB: 0 P: 16	R: 0 E: 0 K: 1 S: 11	H: 1 LOB: 1 BB: 0 P: 17	R: 0 E: 0 K: 0 S: 10	H: 0 LOB: 1 BB: 0 P: 13	R: 3 E: 0 K: 1 S: 21	H: 4 LOB: 1 BB: 0 P: 31	R: 0 E: 0 K: 0 S: 9	H: 1 LOB: 1 BB: 0 P: 12	1B: 10 2B: 1 3B: 1 HR: 1	SF: 0 SAC: 0 DP: 0 HBP: 1	WP: 1 PB: 0 SB: 3 CS: 0	PA: 39	<b>AB 38</b> <b>R 6</b> <b>H 12</b> <b>RBI 4</b> <b>BB 0</b> <b>SO 7</b> <b>LOB 19</b>
<b>PITCHER</b>	IP WLS BF H R ER SO BB IBB HBP BLK WP HR S P ERA WHIP																						
23 Erik Bedard, L ERA: 3.44	(1, 1) 6.0 L 24 7 3 1 6 0 0 0 0 0 0 1 72 102 1.50 1.167																						
32 Matt Albers, R ERA: 2.84	(7, 1) 1.1 8 3 3 3 0 0 0 0 1 0 0 0 22 30 20.25 2.250																						
46 Franklin Morales, L ERA: 4.05	(8, 1) 0.2 3 1 0 0 1 0 0 0 0 0 1 0 9 14 0.00 1.500																						
35 Dan Wheeler, R ERA: 4.15	(9, 1) 1.0 4 1 0 0 0 0 0 0 0 0 0 0 9 12 0.00 1.000																						

Tampa Bay Rays @ Boston Red Sox  
Fenway Park, Boston, MA  
Tue Aug 16 2011, 7:10 PM - 10:11 PM EDT  
Att: 38,278 - Partly Cloudy - 72 F

AB 38  
R 6  
H 12  
RBI 4  
BB 0  
SO 7  
LOB 19

WP: 1  
PB: 0  
SB: 3  
CS: 0  
PA: 39

Batter	1	2	3	4	5	6	7	8	9	AB	R	H	RBI	BB	SO	LOB	BOTTOM						
2 Jacoby Ellsbury, L OBP: 0.368, SLG: 0.516										4	1	1	1	0	2	0							
12 Jed Lowrie, S OBP: 0.307, SLG: 0.393										4	0	1	0	0	0	0							
28 Adrián González, L OBP: 0.409, SLG: 0.545										3	0	0	0	1	0	1							
15 Dustin Pedroia, R OBP: 0.395, SLG: 0.473										4	0	0	0	0	1								
16 Josh Reddick, L OBP: 0.356, SLG: 0.516										3	0	0	0	0	0	0							
13 Carl Crawford, L OBP: 0.287, SLG: 0.381										3	0	0	0	0	3	0							
3 Mike Aviles, R OBP: 0.272, SLG: 0.392										3	0	0	0	0	1	0							
33 Jason Varitek, S OBP: 0.305, SLG: 0.412										3	1	1	1	0	2	0							
54 Darnell McDonald, R OBP: 0.257, SLG: 0.340										3	0	0	0	0	2	0							
<b>Inning Stats</b>	R: 0 E: 0 K: 1 S: 16	H: 0 LOB: 1 BB: 1 P: 28	R: 0 E: 0 K: 1 S: 8	H: 0 LOB: 0 BB: 0 P: 8	R: 1 E: 0 K: 1 S: 9	H: 2 LOB: 1 BB: 0 P: 13	R: 0 E: 0 K: 1 S: 12	H: 0 LOB: 0 BB: 0 P: 15	R: 0 E: 0 K: 2 S: 7	H: 0 LOB: 0 BB: 0 P: 10	R: 1 E: 0 K: 0 S: 7	H: 1 LOB: 0 BB: 0 P: 11	R: 0 E: 0 K: 2 S: 9	H: 0 LOB: 0 BB: 0 P: 10	R: 0 E: 0 K: 2 S: 7	H: 0 LOB: 0 BB: 0 P: 10	R: 0 E: 0 K: 0 S: 6	H: 0 LOB: 0 BB: 0 P: 9	1B: 1 2B: 0 3B: 0 HR: 2	SF: 0 SAC: 0 DP: 0 HBP: 0	WP: 0 PB: 0 SB: 0 CS: 0	PA: 31	<b>AB 30</b> <b>R 2</b> <b>H 3</b> <b>RBI 2</b> <b>BB 1</b> <b>SO 10</b> <b>LOB 2</b>
<b>PITCHER</b>	IP WLS BF H R ER SO BB IBB HBP BLK WP HR S P ERA WHIP																						
34 Jeff Niemann, R ERA: 3.29	(1, 1) 9.0 W 31 3 2 2 10 1 0 0 0 0 0 2 81 114 2.00 0.444																						

Tampa Bay Rays @ Boston Red Sox  
Fenway Park, Boston, MA  
Tue Aug 16 2011, 7:10 PM - 10:11 PM EDT  
Att: 38,278 - Partly Cloudy - 72 F

AB 30  
R 2  
H 3  
RBI 2  
BB 1  
SO 10  
LOB 2

WP: 0  
PB: 0  
SB: 0  
CS: 0  
PA: 31







Batter	1	2	3	4	5	6	7	8	9	AB	R	H	RBI	BB	SO	LOB	TOP							
51 Ichiro Suzuki, L (1,9)										4	0	2	0	0	0	1	<b>Seattle Mariners @ Tampa Bay Rays</b> Tropicana Field, St. Petersburg, FL Fri Aug 19 2011, 7:13 PM - 9:41 PM EDT Att: 14,884 - Dome - 72 F							
21 Franklin Gutierrez, R (1,8)										4	0	0	0	0	0	2								
4 Adam Kennedy, L (1,5)										4	0	0	0	0	2	2								
20 Mike Carp, L (1,3)										3	0	1	0	1	0	0								
33 Casper Wells, R (1,10)										4	0	1	0	0	3	3								
30 Miguel Olivo, R (1,2)										4	0	1	0	0	2	2								
1 Luis Antonio Rodriguez, Sr (6)										2	0	0	0	1	0	1								
13 Dustin Ackley, L (9,PH)										1	0	0	0	0	1	0								
15 Kyle Seager, L (1,4)										4	1	2	1	0	1	2								
12 Trayvon Robinson, S (1,7)										4	1	1	0	0	2	1								
<b>Inning Stats</b>	R: 0 E: 0 K: 1 S: 13	H: 0 LOB: 0 BB: 0 P: 16	R: 0 E: 0 K: 2 S: 13	H: 1 LOB: 2 BB: 1 P: 23	R: 1 E: 1 K: 1 S: 11	H: 1 LOB: 2 BB: 1 P: 19	R: 0 E: 0 K: 1 S: 10	H: 1 LOB: 0 BB: 0 P: 15	R: 0 E: 0 K: 1 S: 9	H: 1 LOB: 0 BB: 0 P: 12	R: 0 E: 0 K: 1 S: 10	H: 1 LOB: 1 BB: 0 P: 15	R: 1 E: 0 K: 1 S: 10	H: 2 LOB: 1 BB: 0 P: 14	R: 0 E: 0 K: 1 S: 9	H: 1 LOB: 0 BB: 0 P: 14	R: 0 E: 0 K: 2 S: 9	H: 0 LOB: 0 BB: 0 P: 12	1B: 6 2B: 1 3B: 0 HR: 1	SF: 0 SAC: 0 DP: 1 HBP: 0	WP: 0 PB: 0 SB: 0 CS: 1	PA: 37		
<b>PITCHER</b>	IP WLS BF H R ER SO BB IBB HBP BLK WP HR S P ERA WHIP	IP WLS BF H R ER SO BB IBB HBP BLK WP HR S P ERA WHIP	IP WLS BF H R ER SO BB IBB HBP BLK WP HR S P ERA WHIP	IP WLS BF H R ER SO BB IBB HBP BLK WP HR S P ERA WHIP	IP WLS BF H R ER SO BB IBB HBP BLK WP HR S P ERA WHIP	IP WLS BF H R ER SO BB IBB HBP BLK WP HR S P ERA WHIP	IP WLS BF H R ER SO BB IBB HBP BLK WP HR S P ERA WHIP	IP WLS BF H R ER SO BB IBB HBP BLK WP HR S P ERA WHIP	IP WLS BF H R ER SO BB IBB HBP BLK WP HR S P ERA WHIP	IP WLS BF H R ER SO BB IBB HBP BLK WP HR S P ERA WHIP	IP WLS BF H R ER SO BB IBB HBP BLK WP HR S P ERA WHIP	IP WLS BF H R ER SO BB IBB HBP BLK WP HR S P ERA WHIP	IP WLS BF H R ER SO BB IBB HBP BLK WP HR S P ERA WHIP	IP WLS BF H R ER SO BB IBB HBP BLK WP HR S P ERA WHIP	IP WLS BF H R ER SO BB IBB HBP BLK WP HR S P ERA WHIP	IP WLS BF H R ER SO BB IBB HBP BLK WP HR S P ERA WHIP	IP WLS BF H R ER SO BB IBB HBP BLK WP HR S P ERA WHIP	IP WLS BF H R ER SO BB IBB HBP BLK WP HR S P ERA WHIP	IP WLS BF H R ER SO BB IBB HBP BLK WP HR S P ERA WHIP	IP WLS BF H R ER SO BB IBB HBP BLK WP HR S P ERA WHIP	IP WLS BF H R ER SO BB IBB HBP BLK WP HR S P ERA WHIP	IP WLS BF H R ER SO BB IBB HBP BLK WP HR S P ERA WHIP	IP WLS BF H R ER SO BB IBB HBP BLK WP HR S P ERA WHIP	IP WLS BF H R ER SO BB IBB HBP BLK WP HR S P ERA WHIP

AB	34
R	2
H	8
RBI	1
BB	2
SO	11
LOB	14



Batter	1	2	3	4	5	6	7	8	9	AB	R	H	RBI	BB	SO	LOB	BOTTOM							
8 Desmond Jennings, R (1,7)										3	0	0	0	1	1	1	<b>Seattle Mariners @ Tampa Bay Rays</b> Tropicana Field, St. Petersburg, FL Fri Aug 19 2011, 7:13 PM - 9:41 PM EDT Att: 14,884 - Dome - 72 F							
22 Johnny Damon, L (1,10)										4	1	1	0	0	1	1								
3 Evan Longoria, R (1,5)										4	0	1	1	0	1	1								
18 Ben Zobrist, S (1,4)										3	0	1	1	1	1	1								
11 Casey Kotchman, L (1,3)										4	0	2	0	0	2	1								
2 B.J. Upton, R (1,8)										4	1	1	0	0	1	5								
20 Matt Joyce, L (1,9)										2	0	0	0	1	1	1								
28 John Jaso, L (1,2)										2	0	0	1	0	0	0								
1 Sean Rodriguez, R (1,6)										2	0	0	0	0	1	1								
5 Sam Fuld, L (8,PH)										1	1	1	0	0	0	0								
15 Reid Brignac, L (9,6)										0	0	0	0	0	0	0								
<b>Inning Stats</b>	R: 0 E: 0 K: 1 S: 7	H: 0 LOB: 0 BB: 0 P: 11	R: 0 E: 0 K: 1 S: 7	H: 0 LOB: 1 BB: 1 P: 13	R: 0 E: 0 K: 2 S: 7	H: 0 LOB: 0 BB: 0 P: 10	R: 0 E: 0 K: 2 S: 10	H: 0 LOB: 1 BB: 1 P: 18	R: 1 E: 0 K: 1 S: 11	H: 1 LOB: 1 BB: 1 P: 17	R: 0 E: 0 K: 0 S: 4	H: 0 LOB: 0 BB: 0 P: 5	R: 0 E: 0 K: 1 S: 8	H: 1 LOB: 1 BB: 0 P: 10	R: 2 E: 0 K: 1 S: 18	H: 5 LOB: 3 BB: 0 P: 25	R: 0 E: 0 K: 1 S: 18	H: 0 LOB: 0 BB: 0 P: 12	1B: 7 2B: 0 3B: 0 HR: 0	SF: 0 SAC: 1 DP: 0 HBP: 0	WP: 0 PB: 0 SB: 3 CS: 1	PA: 34		
<b>PITCHER</b>	IP WLS BF H R ER SO BB IBB HBP BLK WP HR S P ERA WHIP	IP WLS BF H R ER SO BB IBB HBP BLK WP HR S P ERA WHIP	IP WLS BF H R ER SO BB IBB HBP BLK WP HR S P ERA WHIP	IP WLS BF H R ER SO BB IBB HBP BLK WP HR S P ERA WHIP	IP WLS BF H R ER SO BB IBB HBP BLK WP HR S P ERA WHIP	IP WLS BF H R ER SO BB IBB HBP BLK WP HR S P ERA WHIP	IP WLS BF H R ER SO BB IBB HBP BLK WP HR S P ERA WHIP	IP WLS BF H R ER SO BB IBB HBP BLK WP HR S P ERA WHIP	IP WLS BF H R ER SO BB IBB HBP BLK WP HR S P ERA WHIP	IP WLS BF H R ER SO BB IBB HBP BLK WP HR S P ERA WHIP	IP WLS BF H R ER SO BB IBB HBP BLK WP HR S P ERA WHIP	IP WLS BF H R ER SO BB IBB HBP BLK WP HR S P ERA WHIP	IP WLS BF H R ER SO BB IBB HBP BLK WP HR S P ERA WHIP	IP WLS BF H R ER SO BB IBB HBP BLK WP HR S P ERA WHIP	IP WLS BF H R ER SO BB IBB HBP BLK WP HR S P ERA WHIP	IP WLS BF H R ER SO BB IBB HBP BLK WP HR S P ERA WHIP	IP WLS BF H R ER SO BB IBB HBP BLK WP HR S P ERA WHIP	IP WLS BF H R ER SO BB IBB HBP BLK WP HR S P ERA WHIP	IP WLS BF H R ER SO BB IBB HBP BLK WP HR S P ERA WHIP	IP WLS BF H R ER SO BB IBB HBP BLK WP HR S P ERA WHIP	IP WLS BF H R ER SO BB IBB HBP BLK WP HR S P ERA WHIP	IP WLS BF H R ER SO BB IBB HBP BLK WP HR S P ERA WHIP	IP WLS BF H R ER SO BB IBB HBP BLK WP HR S P ERA WHIP	IP WLS BF H R ER SO BB IBB HBP BLK WP HR S P ERA WHIP

AB	29
R	3
H	7
RBI	3
BB	3
SO	9
LOB	12





Batter	1	2	3	4	5	6	7	8	9	AB	R	H	RBI	BB	SO	LOB	TOP										
51 Ichiro Suzuki, L (1,9) OBP: 0.305, SLG: 0.317										4	0	1	0	0	0	1											
21 Franklin Gutierrez, R (1,8) OBP: 0.248, SLG: 0.261										4	0	0	0	0	0	1											
13 Dustin Ackley, L (1,4) OBP: 0.366, SLG: 0.479										4	0	1	0	0	0	2											
20 Mike Carp, L (1,3) OBP: 0.385, SLG: 0.517										4	0	1	0	0	0	3											
30 Miguel Olivo, R (1,2) OBP: 0.247, SLG: 0.367										4	0	0	0	0	1	1											
1 Luis Antonio Rodriguez, S (1,6) OBP: 0.287, SLG: 0.286										0	0	0	0	0	0	0											
4 Adam Kennedy, L (2,5) OBP: 0.282, SLG: 0.366										3	0	1	0	0	0	0											
29 Wily Mo Peña, R (1,10) OBP: 0.190, SLG: 0.466										4	0	1	0	0	1	2											
15 Kyle Seager, L (1,5) OBP: 0.286, SLG: 0.254										4	0	1	0	0	2	2											
12 Trayvon Robinson, S (1,7) OBP: 0.295, SLG: 0.452										2	0	1	0	1	1	2											
<b>Inning Stats</b>	R: 0 E: 0 K: 1 S: 7	H: 1 LOB: 1 BB: 0 P: 10	R: 0 E: 0 K: 1 S: 9	H: 1 LOB: 2 BB: 0 P: 14	R: 0 E: 0 K: 0 S: 6	H: 0 LOB: 0 BB: 0 P: 8	R: 0 E: 0 K: 0 S: 6	H: 1 LOB: 1 BB: 0 P: 9	R: 0 E: 0 K: 2 S: 9	H: 0 LOB: 1 BB: 1 P: 17	R: 0 E: 0 K: 0 S: 7	H: 0 LOB: 0 BB: 0 P: 14	R: 0 E: 0 K: 1 S: 9	H: 1 LOB: 1 BB: 0 P: 13	R: 0 E: 0 K: 0 S: 12	H: 2 LOB: 2 BB: 0 P: 17	R: 0 E: 0 K: 1 S: 17	H: 1 LOB: 1 BB: 0 P: 24	1B: 5 2B: 2 HR: 0	SF: 0 SAC: 0 HBP: 1	WP: 1 PB: 0 SB: 0 CS: 0	PA: 35					
<b>PITCHER</b>	IP	WLS	BF	H	R	ER	SO	BB	IBB	HBP	BLK	WP	HR	S	P	ERA	WHIP										
58 Jeremy Hellickson, R (1,1) ERA: 3.04	8.0	W	31	6	0	0	5	1	0	1	0	1	0	65	102	0.00	0.875										
62 Joel Peralta, R (9,1) ERA: 3.44	1.0		4	1	0	0	1	0	0	0	0	0	0	17	24	0.00	1.000										

Seattle Mariners @ Tampa Bay Rays  
Tropicana Field, St. Petersburg, FL  
Sat Aug 20 2011, 7:11 PM - 10:17 PM EDT  
Att: 20,148 - Dome - 72 F

AB	33
R	0
H	7
RBI	0
BB	1
SO	6
LOB	15



Batter	1	2	3	4	5	6	7	8	9	AB	R	H	RBI	BB	SO	LOB	BOTTOM										
8 Desmond Jennings, R (1,7) OBP: 0.395, SLG: 0.580										4	1	1	0	0	0	2											
22 Johnny Damon, L (1,10) OBP: 0.319, SLG: 0.403										5	2	3	1	0	0	3											
3 Evan Longoria, R (1,5) OBP: 0.328, SLG: 0.460										5	1	2	4	0	2	3											
18 Ben Zobrist, S (1,9) OBP: 0.376, SLG: 0.502										4	1	3	0	1	1	1											
2 B.J. Upton, R (1,8) OBP: 0.307, SLG: 0.397										4	0	0	0	1	2	5											
1 Sean Rodriguez, R (1,4) OBP: 0.300, SLG: 0.345										4	0	2	1	0	0	2											
11 Casey Kotchman, L (1,3) OBP: 0.391, SLG: 0.465										2	1	0	1	1	0	1											
10 Kelly Shoppach, R (1,2) OBP: 0.279, SLG: 0.313										3	1	1	0	0	1	1											
9 Elliot Johnson, S (1,6) OBP: 0.241, SLG: 0.329										4	1	1	1	0	1	4											
<b>Inning Stats</b>	R: 2 E: 0 K: 0 S: 11	H: 3 LOB: 0 BB: 0 P: 16	R: 0 E: 0 K: 2 S: 11	H: 1 LOB: 1 BB: 0 P: 16	R: 3 E: 0 K: 0 S: 19	H: 4 LOB: 3 BB: 1 P: 34	R: 0 E: 0 K: 2 S: 11	H: 0 LOB: 1 BB: 0 P: 17	R: 0 E: 0 K: 1 S: 6	H: 0 LOB: 0 BB: 0 P: 8	R: 0 E: 0 K: 0 S: 9	H: 0 LOB: 0 BB: 0 P: 14	R: 0 E: 0 K: 2 S: 15	H: 2 LOB: 2 BB: 0 P: 25	R: 3 E: 0 K: 0 S: 19	H: 3 LOB: 2 BB: 2 P: 38	1B: 9 2B: 2 3B: 1 HR: 1	SF: 1 SAC: 0 DP: 1 HBP: 2	WP: 1 PB: 1 SB: 3 CS: 0	PA: 41							
<b>PITCHER</b>	IP	WLS	BF	H	R	ER	SO	BB	IBB	HBP	BLK	WP	HR	S	P	ERA	WHIP										
41 Charlie Furbush, L (1,1) ERA: 4.64	3.0	L	18	8	5	2	3	0	0	1	0	0	0	41	66	15.00	2.667										
54 Tom Wilhelmson, R (4,1) ERA: 5.19	3.0		10	0	0	0	3	0	0	1	0	0	0	26	39	0.00	0.000										
59 Chance Ruffin, R (7,1) ERA: 3.18	1.0		5	2	0	0	2	0	0	0	0	0	0	15	25	0.00	2.000										
31 Josh Lueke, R (8,1) ERA: 9.72	0.2		7	3	3	3	0	2	0	0	0	1	0	13	29	40.50	7.500										
60 Jeff Gray, R (8,1) ERA: 3.95	0.1		1	0	0	0	0	0	0	0	0	0	0	6	9	0.00	0.000										

Seattle Mariners @ Tampa Bay Rays  
Tropicana Field, St. Petersburg, FL  
Sat Aug 20 2011, 7:11 PM - 10:17 PM EDT  
Att: 20,148 - Dome - 72 F

AB	35
R	8
H	13
RBI	8
BB	3
SO	7
LOB	22





Batter	1	2	3	4	5	6	7	8	9	AB	R	H	RBI	BB	SO	LOB	TOP					
51 Ichiro Suzuki, L OBP: 0.304, SLG: 0.316	G4-3	G5-3		G4-3-6-4			1B		K	5	0	1	0	0	1	3						
21 Franklin Gutierrez, R OBP: 0.251, SLG: 0.264	1B	K		1B			P4		G4-3	5	1	2	1	0	1	2						
13 Dustin Ackley, L OBP: 0.382, SLG: 0.477	1B			G3-1			FC3-6		K	5	1	2	0	0	1	2						
20 Mike Carp, L OBP: 0.382, SLG: 0.517	G4-3			2B			F7			4	0	1	1	0	1	2						
33 Casper Wells, R OBP: 0.351, SLG: 0.521	HR			G5-3			G6-3		1B	4	2	2	2	0	0	2						
4 Adam Kennedy, L OBP: 0.279, SLG: 0.361	G3-1			K			L4		F7	4	0	0	0	0	1	3						
29 Wily Mo Peña, R OBP: 0.210, SLG: 0.516				K					HR	4	2	2	2	0	2	2						
15 Kyle Seager, L OBP: 0.297, SLG: 0.269				1B					P4	4	1	2	0	0	1	0						
3 Josh Bard, S OBP: 0.250, SLG: 0.317				G4-3					K	3	0	0	1	1	2	1						
<b>Inning Stats</b>	R: 3 H: 3 E: 1 K: 0 S: 12	H: 3 R: 0 BB: 0 P: 19	R: 1 H: 2 E: 0 K: 1 S: 9	H: 2 R: 0 BB: 1 P: 14	R: 0 H: 2 E: 0 K: 2 S: 11	H: 2 R: 0 BB: 0 P: 17	R: 1 H: 2 E: 0 K: 0 S: 8	H: 2 R: 0 BB: 1 P: 16	R: 0 H: 0 E: 0 K: 1 S: 8	H: 0 R: 0 BB: 0 P: 11	R: 0 H: 0 E: 0 K: 3 S: 11	H: 0 R: 0 BB: 0 P: 16	R: 0 H: 1 E: 0 K: 0 S: 4	H: 1 R: 0 BB: 0 P: 7	R: 2 H: 2 E: 0 K: 1 S: 19	H: 2 R: 0 BB: 0 P: 22	R: 0 H: 0 E: 0 K: 2 S: 9	H: 0 R: 0 BB: 0 P: 13	1B: 9 2B: 1 3B: 0 HR: 2	SF: 0 SAC: 0 DP: 1 HBP: 0	WP: 0 PB: 0 SB: 0 CS: 0	PA: 39
<b>PITCHER</b>	IP	WLS	BF	H	R	ER	SO	BB	IBB	HBP	BLK	WP	HR	S	P	ERA	WHIP					
33 James Shields, R ERA: 3.05	7.1		34	12	7	7	7	1	0	0	0	0	2	71	110	8.59	1.773					
62 Joel Peralta, R ERA: 3.4	0.2		2	0	0	0	1	0	0	0	0	0	0	11	12	0.00	0.000					
43 Kyle Farnsworth, R ERA: 1.84	1.0	W	3	0	0	0	2	0	0	0	0	0	0	9	13	0.00	0.000					

Seattle Mariners @ Tampa Bay Rays  
Tropicana Field, St. Petersburg, FL  
Sun Aug 21 2011, 1:41 PM - 4:42 PM EDT  
Att: 17,226 - Dome - 72 F

livebaseballscorecards.com

AB 38  
R 7  
H 12  
RBI 7  
BB 1  
SO 10  
LOB 17



Batter	1	2	3	4	5	6	7	8	9	AB	R	H	RBI	BB	SO	LOB	BOTTOM					
8 Desmond Jennings, R OBP: 0.412, SLG: 0.592	K						1B			3	2	2	0	1	1	0						
22 Johnny Damon, L OBP: 0.319, SLG: 0.412	L3			P6			BB		HBP	5	1	2	4	0	0	2						
3 Evan Longoria, R OBP: 0.327, SLG: 0.456	K			K					HR	3	0	0	0	1	2	3						
18 Ben Zobrist, S OBP: 0.375, SLG: 0.501							1B			3	1	1	1	0	1	2						
11 Casey Kotchman, L OBP: 0.388, SLG: 0.460										4	0	0	0	0	1	4						
2 B.J. Upton, R OBP: 0.307, SLG: 0.394										3	1	0	0	1	1	1						
20 Matt Joyce, L OBP: 0.342, SLG: 0.489										3	2	2	1	1	1	0						
28 John Jaso, L OBP: 0.301, SLG: 0.339										4	0	2	2	0	0	2						
15 Reid Brignac, L OBP: 0.225, SLG: 0.211										2	0	0	0	0	0	2						
5 Sam Fuld, L OBP: 0.306, SLG: 0.367										0	1	0	0	1	0	0						
1 Sean Rodriguez, R OBP: 0.302, SLG: 0.347										1	0	1	0	0	0	0						
<b>Inning Stats</b>	R: 0 H: 0 E: 0 K: 2 S: 12	H: 3 R: 0 BB: 0 P: 15	R: 2 H: 3 E: 0 K: 1 S: 16	H: 3 R: 0 BB: 1 P: 21	R: 0 H: 1 E: 0 K: 1 S: 8	H: 0 R: 0 BB: 0 P: 15	R: 0 H: 0 E: 0 K: 0 S: 7	H: 0 R: 0 BB: 0 P: 10	R: 0 H: 1 E: 0 K: 1 S: 9	H: 1 R: 0 BB: 0 P: 17	R: 1 H: 1 E: 0 K: 0 S: 12	H: 1 R: 0 BB: 0 P: 16	R: 4 H: 2 E: 0 K: 1 S: 15	H: 2 R: 0 BB: 4 P: 36	R: 0 H: 1 E: 0 K: 1 S: 7	H: 1 R: 0 BB: 3 P: 15	R: 1 H: 1 E: 0 K: 0 S: 1	H: 1 R: 0 BB: 0 P: 1	1B: 6 2B: 3 3B: 0 HR: 1	SF: 1 SAC: 0 DP: 0 HBP: 1	WP: 0 PB: 0 SB: 3 CS: 2	PA: 38
<b>PITCHER</b>	IP	WLS	BF	H	R	ER	SO	BB	IBB	HBP	BLK	WP	HR	S	P	ERA	WHIP					
36 Michael Pineda, R ERA: 3.73	6.0		23	6	3	2	5	0	0	0	0	0	0	64	94	3.00	1.000					
50 Jamey Wright, R ERA: 4.02	0.1	H	5	1	4	4	0	3	0	0	0	0	0	7	19	108.00	12.000					
60 Jeff Gray, R ERA: 3.96	0.0	B	2	1	0	0	0	0	1	0	0	0	0	2	9	∞	∞					
57 Dan Cortes, R ERA: 2.79	1.2	L	9	2	1	1	2	1	0	1	0	0	1	14	24	5.40	1.800					

Seattle Mariners @ Tampa Bay Rays  
Tropicana Field, St. Petersburg, FL  
Sun Aug 21 2011, 1:41 PM - 4:42 PM EDT  
Att: 17,226 - Dome - 72 F

livebaseballscorecards.com

AB 31  
R 8  
H 10  
RBI 8  
BB 5  
SO 7  
LOB 16





Batter	1	2	3	4	5	6	7	8	9	AB	R	H	RBI	BB	SO	LOB	TOP				
14 Austin Jackson, R OBP: 0.310, SLG: 0.358	F9		F9		G5-3			F8	F9	5	0	0	0	0	0	0					
26 Brennan Boesch, L OBP: 0.343, SLG: 0.461	K		G3-1					21 2B 27 1B		4	1	1	0	0	2	0					
25 Ryan Raburn, R OBP: 0.268, SLG: 0.394										1	0	1	0	0	0	0					
21 Delmon Young, R OBP: 0.307, SLG: 0.378	G5-3							27 1B	F7	5	1	2	0	0	0	1					
24 Miguel Cabrera, R OBP: 0.426, SLG: 0.544		13 HR						27 1B		3	1	1	0	1	0	1					
13 Alex Avila, L OBP: 0.397, SLG: 0.521								27 FC5-4		3	1	1	2	1	2	3					
27 Jhonny Peralta, R OBP: 0.361, SLG: 0.512										4	0	2	2	0	1	1					
20 Wilson Betemit, S OBP: 0.244, SLG: 0.262										2	0	0	0	1	0	1					
15 Brandon Inge, R OBP: 0.244, SLG: 0.262										1	0	0	0	0	0	2					
32 Don Kelly, L OBP: 0.286, SLG: 0.346		G1-4-3								4	1	1	1	0	0	3					
39 Ramon Santiago, S OBP: 0.296, SLG: 0.357										4	0	0	0	0	1	3					
<b>Inning Stats</b>	R: 0 E: 0 K: 1 S: 9	H: 0 LOB: 0 BB: 0 P: 14	R: 2 E: 0 K: 0 S: 10	H: 3 LOB: 1 BB: 0 P: 17	R: 0 E: 0 K: 0 S: 7	H: 1 LOB: 1 BB: 0 P: 12	R: 0 E: 0 K: 2 S: 11	H: 0 LOB: 0 BB: 0 P: 13	R: 0 E: 0 K: 1 S: 5	H: 0 LOB: 2 BB: 2 P: 8	R: 0 E: 0 K: 1 S: 9	H: 0 LOB: 2 BB: 2 P: 22	R: 2 E: 0 K: 1 S: 15	H: 3 LOB: 2 BB: 1 P: 26	R: 1 E: 0 K: 0 S: 9	H: 2 LOB: 1 BB: 0 P: 14	1B: 5 2B: 2 3B: 0 HR: 2	SF: 0 SAC: 0 DP: 0 HBP: 0	WP: 0 PB: 0 CS: 0	PA: 39	
<b>PITCHER</b>	IP	WLS	BF	H	R	ER	SO	BB	IBB	HBP	BLK	WP	HR	S	P	ERA	WHIP				
34 Jeff Niemann, R ERA: 3.41	7.1	L	31	6	4	4	5	2	1	0	0	0	1	67	112	4.91	1.091				
57 Jake McGee, L ERA: 4.79	0.1		1	0	0	0	1	0	0	0	0	0	0	3	3	0.00	0.000				
37 Juan Cruz, R ERA: 4.02	1.0		6	3	1	1	0	0	0	0	0	0	1	9	15	9.00	3.000				
47 Brandon Gomes, R ERA: 3.67	0.1		1	0	0	0	0	0	0	0	0	0	0	2	4	0.00	0.000				

**Detroit Tigers @ Tampa Bay Rays**  
Tropicana Field, St. Petersburg, FL  
Mon Aug 22 2011, 7:12 PM - 10:16 PM EDT  
Att: 13,048 - Dome - 72 F

AB 36  
R 5  
H 9  
RBI 5  
BB 3  
SO 6  
LOB 15



Batter	1	2	3	4	5	6	7	8	9	AB	R	H	RBI	BB	SO	LOB	BOTTOM					
20 Matt Joyce, L OBP: 0.346, SLG: 0.499	HR									3	1	2	1	1	1	0						
22 Johnny Damon, L OBP: 0.319, SLG: 0.413	K2-3									4	0	1	0	0	2	2						
3 Evan Longoria, R OBP: 0.329, SLG: 0.465										4	1	2	1	0	0	1						
18 Ben Zobrist, S OBP: 0.375, SLG: 0.498										3	0	0	0	1	1	2						
11 Casey Kotchman, L OBP: 0.386, SLG: 0.458										4	0	1	0	0	0	1						
2 B.J. Upton, R OBP: 0.305, SLG: 0.392										3	0	0	0	0	1	0						
15 Reid Brignac, L OBP: 0.228, SLG: 0.211										0	0	0	0	0	0	0						
8 Desmond Jennings, R OBP: 0.408, SLG: 0.587										1	0	0	0	0	1	1						
5 Sam Fuld, L OBP: 0.307, SLG: 0.363										3	0	0	0	1	2	0						
28 John Jaso, L OBP: 0.300, SLG: 0.333										3	0	0	0	1	0	2						
1 Sean Rodriguez, R OBP: 0.299, SLG: 0.344										3	0	0	0	0	1	1						
<b>Inning Stats</b>	R: 1 E: 0 K: 1 S: 9	H: 2 LOB: 0 BB: 0 P: 14	R: 0 E: 0 K: 2 S: 9	H: 0 LOB: 0 BB: 0 P: 13	R: 0 E: 0 K: 1 S: 11	H: 0 LOB: 1 BB: 1 P: 17	R: 0 E: 0 K: 0 S: 12	H: 0 LOB: 0 BB: 1 P: 21	R: 0 E: 0 K: 2 S: 14	H: 1 LOB: 1 BB: 1 P: 24	R: 0 E: 0 K: 2 S: 9	H: 0 LOB: 0 BB: 0 P: 13	R: 0 E: 0 K: 0 S: 9	H: 1 LOB: 1 BB: 0 P: 14	R: 0 E: 0 K: 0 S: 10	H: 1 LOB: 1 BB: 0 P: 12	R: 1 E: 0 K: 1 S: 11	H: 2 LOB: 2 BB: 1 P: 22	1B: 3 2B: 1 3B: 0 HR: 2	SF: 0 SAC: 0 DP: 1 HBP: 0	WP: 0 PB: 0 CS: 1	PA: 35
<b>PITCHER</b>	IP	WLS	BF	H	R	ER	SO	BB	IBB	HBP	BLK	WP	HR	S	P	ERA	WHIP					
35 Justin Verlander, R ERA: 2.28	7.0	W	25	3	1	1	8	3	0	0	0	0	0	10	116	1.29	0.857					
53 Joaquin Benoit, R ERA: 3.67	1.0	H	4	1	0	0	0	0	0	0	0	0	0	10	12	0.00	1.000					
46 Jose Valverde, R ERA: 2.72	1.0		6	2	1	1	1	1	0	0	0	0	1	11	22	9.00	3.000					

**Detroit Tigers @ Tampa Bay Rays**  
Tropicana Field, St. Petersburg, FL  
Mon Aug 22 2011, 7:12 PM - 10:16 PM EDT  
Att: 13,048 - Dome - 72 F

AB 31  
R 2  
H 6  
RBI 2  
BB 4  
SO 9  
LOB 10





















Batter	1	2	3	4	5	6	7	8	9	AB	R	H	RBI	BB	SO	LOB	TOP					
8 Desmond Jennings, R OBP: 0.424, SLG: 0.592	F9						G3	F9		4	0	1	0	1	0	1						
5 Sam Fuld, L OBP: 0.310, SLG: 0.361	G6-3									3	1	0	0	1	1	2						
3 Evan Longoria, R OBP: 0.332, SLG: 0.479	F9									2	2	0	0	3	0	0						
18 Ben Zobrist, S OBP: 0.366, SLG: 0.487	G6-3									5	1	2	0	0	2	5						
2 B.J. Upton, R OBP: 0.306, SLG: 0.394										3	1	1	3	1	2	3						
1 Sean Rodriguez, R OBP: 0.307, SLG: 0.350	P3									4	1	3	2	0	0	1						
10 Kelly Shoppach, R OBP: 0.269, SLG: 0.300	CS									5	0	0	0	0	1	4						
9 Elliot Johnson, S OBP: 0.256, SLG: 0.338										4	0	3	1	0	0	0						
15 Reid Brignac, L OBP: 0.231, SLG: 0.218										3	0	1	0	0	0	2						
11 Casey Kotchman, L OBP: 0.386, SLG: 0.453	L9									1	0	1	0	0	0	0						
<b>Inning Stats</b>	R: 0 H: 0 E: 0 K: 0 S: 8	H: 0 LOB: 0 BB: 0 P: 16	R: 0 H: 0 E: 0 K: 0 S: 6	H: 0 LOB: 0 BB: 1 P: 13	R: 0 H: 1 E: 0 K: 1 S: 15	H: 1 LOB: 2 BB: 1 P: 22	R: 2 H: 2 E: 0 K: 2 S: 12	H: 2 LOB: 0 BB: 1 P: 23	R: 0 H: 2 E: 0 K: 1 S: 11	H: 2 LOB: 3 BB: 1 P: 19	R: 1 H: 2 E: 0 K: 0 S: 8	H: 2 LOB: 1 BB: 0 P: 14	R: 3 H: 2 E: 2 K: 1 S: 14	H: 2 LOB: 1 BB: 2 P: 28	R: 0 H: 2 E: 0 K: 0 S: 9	H: 2 LOB: 1 BB: 0 P: 15	R: 0 H: 1 E: 0 K: 1 S: 10	H: 1 LOB: 0 BB: 0 P: 16	1B: 9 2B: 2 3B: 0 HR: 1	SF: 0 SAC: 1 DP: 1 HBP: 1	WP: 0 PB: 0 SB: 2 CS: 3	PA: 43
<b>PITCHER</b>	IP	WLS	BF	H	R	ER	SO	BB	IBB	HBP	BLK	WP	HR	S	P	ERA	WHIP					
47 Luis Perez, L ERA: 3.29	5.0	L	22	5	2	2	4	3	1	0	0	0	0	52	93	3.60	1.600					
57 Shawn Camp, R ERA: 4.55	1.0	L	5	2	1	1	0	0	0	1	0	0	0	8	14	9.00	2.000					
51 Jesse Litsch, R ERA: 4.48	0.2		5	1	3	3	0	2	0	0	0	0	1	11	23	40.50	4.500					
44 Casey Janssen, R ERA: 2.08	1.1		6	3	0	0	0	0	0	0	0	0	0	12	20	0.00	2.250					
50 Frank Francisco, R ERA: 3.86	1.0		4	1	0	0	1	0	0	0	0	0	0	10	16	0.00	1.000					

Tampa Bay Rays @ Toronto Blue Jays  
Rogers Centre, Toronto, ON  
Sat Aug 27 2011, 1:12 PM - 4:34 PM EDT  
Att: 24,052 - Sunny - 68 F

AB	34
R	6
H	12
RBI	6
BB	6
SO	6
LOB	18



Batter	1	2	3	4	5	6	7	8	9	AB	R	H	RBI	BB	SO	LOB	BOTTOM					
5 Yunel Escobar, R OBP: 0.360, SLG: 0.408	B1									5	0	0	0	0	1	0						
14 Eric Thames, L OBP: 0.315, SLG: 0.472										4	2	2	1	0	0	0						
19 José Bautista, R OBP: 0.455, SLG: 0.646										3	0	1	1	1	0	0						
26 Adam Lind, L OBP: 0.300, SLG: 0.444										4	0	1	0	0	2	1						
10 Edwin Encarnación, R OBP: 0.334, SLG: 0.463										3	2	1	1	1	0	2						
2 Kelly Johnson, L OBP: 0.290, SLG: 0.408										3	0	0	0	1	0	3						
13 Brett Lawrie, R OBP: 0.372, SLG: 0.699										4	1	1	0	0	2	2						
9 J.P. Arencibia, R OBP: 0.277, SLG: 0.441										4	0	1	2	0	1	0						
3 Dewayne Wise, L OBP: 0.263, SLG: 0.254										4	0	0	0	0	2	1						
<b>Inning Stats</b>	R: 1 H: 3 E: 0 K: 0 S: 14	H: 3 LOB: 2 BB: 0 P: 23	R: 0 H: 0 E: 0 K: 2 S: 8	H: 0 LOB: 0 BB: 0 P: 12	R: 0 H: 0 E: 0 K: 1 S: 11	H: 0 LOB: 1 BB: 1 P: 18	R: 1 H: 1 E: 0 K: 2 S: 15	H: 1 LOB: 1 BB: 1 P: 25	R: 0 H: 0 E: 0 K: 0 S: 7	H: 0 LOB: 0 BB: 0 P: 11	R: 0 H: 0 E: 0 K: 1 S: 8	H: 0 LOB: 0 BB: 0 P: 11	R: 1 H: 1 E: 0 K: 1 S: 9	H: 1 LOB: 0 BB: 0 P: 17	R: 2 H: 2 E: 0 K: 1 S: 16	H: 2 LOB: 1 BB: 1 P: 28	R: 0 H: 0 E: 0 K: 0 S: 7	H: 0 LOB: 0 BB: 0 P: 9	1B: 2 2B: 2 3B: 1 HR: 2	SF: 0 SAC: 0 DP: 0 HBP: 0	WP: 0 PB: 0 SB: 0 CS: 0	PA: 37
<b>PITCHER</b>	IP	WLS	BF	H	R	ER	SO	BB	IBB	HBP	BLK	WP	HR	S	P	ERA	WHIP					
34 Jeff Niemann, R ERA: 3.46	6.1	W	26	5	3	3	6	2	0	0	0	0	0	68	111	4.26	1.105					
39 J.P. Howell, L ERA: 6.75	0.2	H	2	0	0	0	1	0	0	0	0	0	0	4	6	0.00	0.000					
57 Jake McGee, L ERA: 5.09	0.2	H	3	1	1	1	1	0	0	0	0	0	1	12	17	13.50	1.500					
37 Juan Cruz, R ERA: 4.1	0.1	H	3	1	1	1	0	1	0	0	0	0	1	4	11	27.00	6.000					
62 Joel Peralta, R ERA: 3.28	1.0	S	3	0	0	0	0	0	0	0	0	0	0	7	9	0.00	0.000					

Tampa Bay Rays @ Toronto Blue Jays  
Rogers Centre, Toronto, ON  
Sat Aug 27 2011, 1:12 PM - 4:34 PM EDT  
Att: 24,052 - Sunny - 68 F

AB	34
R	5
H	7
RBI	5
BB	3
SO	8
LOB	9





Batter	1	2	3	4	5	6	7	8	9	AB	R	H	RBI	BB	SO	LOB	TOP				
8 Desmond Jennings, R OBP: 0.440, SLG: 0.646										5	3	4	3	1	0	0	<b>Tampa Bay Rays @ Toronto Blue Jays</b> Rogers Centre, Toronto, ON Sun Aug 28 2011, 1:09 PM - 4:25 PM EDT Att: 21,618 - Cloudy - 70 F				
22 Johnny Damon, L OBP: 0.313, SLG: 0.407										6	0	1	0	0	2	5					
3 Evan Longoria, R OBP: 0.332, SLG: 0.476										4	0	1	1	1	0	4					
18 Ben Zobrist, S OBP: 0.366, SLG: 0.484										5	2	1	1	1	3	3					
11 Casey Kotchman, L OBP: 0.390, SLG: 0.451										2	1	0	0	2	1	1					
2 B.J. Upton, R OBP: 0.398, SLG: 0.392										4	1	1	0	2	0	6					
20 Matt Joyce, L OBP: 0.347, SLG: 0.497										6	1	3	2	0	1	4					
28 John Jaso, L OBP: 0.307, SLG: 0.358										6	2	2	2	0	0	4					
1 Sean Rodriguez, R OBP: 0.312, SLG: 0.360										3	2	1	2	2	0	2					
<b>Inning Stats</b>	R: 1 H: 1 E: 0 K: 1 S: 8	H: 1 LOB: 0 BB: 0 P: 11	R: 4 H: 3 E: 0 K: 2 S: 21	H: 3 LOB: 0 BB: 1 P: 31	R: 0 H: 2 E: 1 K: 2 S: 15	H: 2 LOB: 2 BB: 1 P: 20	R: 0 H: 0 E: 0 K: 0 S: 12	H: 0 LOB: 1 BB: 0 P: 23	R: 0 H: 1 E: 0 K: 1 S: 22	H: 1 LOB: 2 BB: 1 P: 34	R: 1 H: 1 E: 1 K: 0 S: 16	H: 1 LOB: 2 BB: 1 P: 27	R: 0 H: 1 E: 0 K: 1 S: 11	H: 1 LOB: 3 BB: 2 P: 24	R: 6 H: 5 E: 0 K: 0 S: 21	H: 5 LOB: 2 BB: 3 P: 45	1B: 7 2B: 3 3B: 1 HR: 3	SF: 1 SAC: 0 DP: 0 HBP: 2	WP: 1 PB: 0 SB: 2 CS: 0	PA: 53	
<b>PITCHER</b>	IP WLS BF H R ER SO BB IBB HBP BLK WP HR S P ERA WHIP	IP WLS BF H R ER SO BB IBB HBP BLK WP HR S P ERA WHIP	IP WLS BF H R ER SO BB IBB HBP BLK WP HR S P ERA WHIP	IP WLS BF H R ER SO BB IBB HBP BLK WP HR S P ERA WHIP	IP WLS BF H R ER SO BB IBB HBP BLK WP HR S P ERA WHIP	IP WLS BF H R ER SO BB IBB HBP BLK WP HR S P ERA WHIP	IP WLS BF H R ER SO BB IBB HBP BLK WP HR S P ERA WHIP	IP WLS BF H R ER SO BB IBB HBP BLK WP HR S P ERA WHIP	IP WLS BF H R ER SO BB IBB HBP BLK WP HR S P ERA WHIP	IP WLS BF H R ER SO BB IBB HBP BLK WP HR S P ERA WHIP	IP WLS BF H R ER SO BB IBB HBP BLK WP HR S P ERA WHIP	IP WLS BF H R ER SO BB IBB HBP BLK WP HR S P ERA WHIP	IP WLS BF H R ER SO BB IBB HBP BLK WP HR S P ERA WHIP	IP WLS BF H R ER SO BB IBB HBP BLK WP HR S P ERA WHIP	IP WLS BF H R ER SO BB IBB HBP BLK WP HR S P ERA WHIP	IP WLS BF H R ER SO BB IBB HBP BLK WP HR S P ERA WHIP	IP WLS BF H R ER SO BB IBB HBP BLK WP HR S P ERA WHIP	IP WLS BF H R ER SO BB IBB HBP BLK WP HR S P ERA WHIP	IP WLS BF H R ER SO BB IBB HBP BLK WP HR S P ERA WHIP	IP WLS BF H R ER SO BB IBB HBP BLK WP HR S P ERA WHIP	IP WLS BF H R ER SO BB IBB HBP BLK WP HR S P ERA WHIP

AB	41
R	12
H	14
RBI	11
BB	9
SO	7
LOB	29




Batter	1	2	3	4	5	6	7	8	9	AB	R	H	RBI	BB	SO	LOB	BOTTOM				
18 Mike McCoy, R OBP: 0.348, SLG: 0.309										1	0	0	0	3	0	0	<b>Tampa Bay Rays @ Toronto Blue Jays</b> Rogers Centre, Toronto, ON Sun Aug 28 2011, 1:09 PM - 4:25 PM EDT Att: 21,618 - Cloudy - 70 F				
5 Yunel Escobar, R OBP: 0.359, SLG: 0.406										4	0	1	0	0	2	2					
19 José Bautista, R OBP: 0.452, SLG: 0.640										4	0	0	0	0	3	4					
10 Edwin Encarnación, R OBP: 0.334, SLG: 0.462										3	0	1	0	0	1	2					
20 Mark Teahen, L OBP: 0.250, SLG: 0.294										1	0	0	0	0	0	2					
2 Kelly Johnson, L OBP: 0.288, SLG: 0.404										4	0	0	0	0	4	1					
13 Brett Lawrie, R OBP: 0.378, SLG: 0.688										4	0	2	0	0	1	1					
8 José Molina, R OBP: 0.359, SLG: 0.424										4	0	1	0	0	3	2					
14 Eric Thames, L OBP: 0.310, SLG: 0.464										4	0	0	0	0	2	3					
9 J.P. Arencibia, R OBP: 0.275, SLG: 0.437										3	0	0	0	0	2	0					
<b>Inning Stats</b>	R: 0 H: 0 E: 0 K: 3 S: 11	H: 1 LOB: 1 BB: 1 P: 19	R: 0 H: 1 E: 0 K: 3 S: 14	H: 1 LOB: 0 BB: 0 P: 21	R: 0 H: 0 E: 0 K: 2 S: 10	H: 0 LOB: 0 BB: 0 P: 11	R: 0 H: 1 E: 0 K: 2 S: 14	H: 1 LOB: 1 BB: 0 P: 19	R: 0 H: 0 E: 0 K: 0 S: 7	H: 0 LOB: 0 BB: 0 P: 10	R: 0 H: 1 E: 0 K: 0 S: 6	H: 1 LOB: 1 BB: 1 P: 14	R: 0 H: 1 E: 0 K: 1 S: 9	H: 1 LOB: 2 BB: 1 P: 16	R: 0 H: 1 E: 0 K: 3 S: 10	H: 1 LOB: 0 BB: 0 P: 14	1B: 5 2B: 0 3B: 0 HR: 0	SF: 0 SAC: 0 DP: 0 HBP: 0	WP: 0 PB: 0 SB: 1 CS: 0	PA: 35	
<b>PITCHER</b>	IP WLS BF H R ER SO BB IBB HBP BLK WP HR S P ERA WHIP	IP WLS BF H R ER SO BB IBB HBP BLK WP HR S P ERA WHIP	IP WLS BF H R ER SO BB IBB HBP BLK WP HR S P ERA WHIP	IP WLS BF H R ER SO BB IBB HBP BLK WP HR S P ERA WHIP	IP WLS BF H R ER SO BB IBB HBP BLK WP HR S P ERA WHIP	IP WLS BF H R ER SO BB IBB HBP BLK WP HR S P ERA WHIP	IP WLS BF H R ER SO BB IBB HBP BLK WP HR S P ERA WHIP	IP WLS BF H R ER SO BB IBB HBP BLK WP HR S P ERA WHIP	IP WLS BF H R ER SO BB IBB HBP BLK WP HR S P ERA WHIP	IP WLS BF H R ER SO BB IBB HBP BLK WP HR S P ERA WHIP	IP WLS BF H R ER SO BB IBB HBP BLK WP HR S P ERA WHIP	IP WLS BF H R ER SO BB IBB HBP BLK WP HR S P ERA WHIP	IP WLS BF H R ER SO BB IBB HBP BLK WP HR S P ERA WHIP	IP WLS BF H R ER SO BB IBB HBP BLK WP HR S P ERA WHIP	IP WLS BF H R ER SO BB IBB HBP BLK WP HR S P ERA WHIP	IP WLS BF H R ER SO BB IBB HBP BLK WP HR S P ERA WHIP	IP WLS BF H R ER SO BB IBB HBP BLK WP HR S P ERA WHIP	IP WLS BF H R ER SO BB IBB HBP BLK WP HR S P ERA WHIP	IP WLS BF H R ER SO BB IBB HBP BLK WP HR S P ERA WHIP	IP WLS BF H R ER SO BB IBB HBP BLK WP HR S P ERA WHIP	IP WLS BF H R ER SO BB IBB HBP BLK WP HR S P ERA WHIP










Batter	1	2	3	4	5	6	7	8	9	AB	R	H	RBI	BB	SO	LOB	TOP										
8 Desmond Jennings, R OBP: 0.434, SLG: 0.620	G6-3		FC6			G6-3			FC4-6 BB	3	0	0	0	1	0	2	<p>Tampa Bay Rays @ Texas Rangers Rangers Ballpark in Arlington, Arlington, TX</p> <p>Tue Aug 30 2011, 8:10 PM - 11:04 PM EDT Att: 23,069 - Clear - 102 F</p> <p>livebaseballscorecards.com</p> <p>AB 28 R 0 H 3 RBI 0 BB 2 SO 5 LOB 9</p> 										
22 Johnny Damon, L OBP: 0.314, SLG: 0.417	G6-3		G1-3			P6			FC4-6 G4-6-3	4	0	0	0	0	0	4											
3 Evan Longoria, R OBP: 0.330, SLG: 0.476	K				G4-3				G4-6-3	4	0	0	0	0	1	2											
18 Ben Zobrist, S OBP: 0.361, SLG: 0.477		G4-3			G1-3					3	0	0	0	0	0	0											
11 Casey Kotchman, L OBP: 0.386, SLG: 0.446		G5-3			G4-3					3	0	0	0	0	0	0											
2 B.J. Upton, R OBP: 0.308, SLG: 0.393		G4-3								3	0	1	0	0	1	0											
20 Matt Joyce, L OBP: 0.341, SLG: 0.488			K		G3-1				G4-3	3	0	0	0	0	1	1											
10 Kelly Shoppach, R OBP: 0.266, SLG: 0.297									G6-3	2	0	0	0	0	2	0											
28 John Jaso, L OBP: 0.309, SLG: 0.356										1	0	0	0	0	0	0											
1 Sean Rodriguez, R OBP: 0.315, SLG: 0.359										1	0	1	0	1	0	0											
5 Sam Fuld, L OBP: 0.313, SLG: 0.363										1	0	1	0	0	0	0											
<b>Inning Stats</b>	R: 0 E: 0 K: 1 S: 7	H: 0 LOB: 0 BB: 0 P: 11	R: 0 E: 0 K: 0 S: 8	H: 1 LOB: 0 BB: 0 P: 13	R: 0 E: 1 K: 2 S: 17	H: 1 LOB: 2 BB: 0 P: 25	R: 0 E: 0 K: 0 S: 6	H: 0 LOB: 0 BB: 0 P: 9	R: 0 E: 0 K: 1 S: 9	H: 1 LOB: 0 BB: 0 P: 16	R: 0 E: 0 K: 0 S: 6	H: 0 LOB: 0 BB: 1 P: 14	R: 0 E: 0 K: 1 S: 5	H: 0 LOB: 0 BB: 0 P: 8	R: 0 E: 0 K: 1 S: 8	H: 1 LOB: 1 BB: 1 P: 15	1B: 3 2B: 0 3B: 0 HR: 0	SF: 0 SAC: 0 DP: 1 HBP: 0	WP: 0 PA: 30 PB: 0 SB: 0 CS: 2								
<b>PITCHER</b>	IP	WLS	BF	H	R	ER	SO	BB	IBB	HBP	BLK	WP	HR	S	P	ERA	WHIP										
39 Scott Feldman, R ERA: 2.86	6.0	W	20	2	0	0	4	1	0	0	0	0	0	53	88	0.00	0.500										
57 Mark Lowe, R ERA: 3.73	0.2	H	2	0	0	0	0	0	0	0	0	0	0	4	5	0.00	0.000										
28 Darren Oliver, L ERA: 2.23	0.1	H	1	0	0	0	0	0	0	0	0	0	0	1	3	0.00	0.000										
37 Mike Adams, R ERA: 1.3	1.0	H	3	0	0	0	1	0	0	0	0	0	0	8	10	0.00	0.000										
30 Neftali Feliz, R ERA: 2.92	1.0	S	4	1	0	0	0	1	0	0	0	0	0	9	15	0.00	2.000										

Batter	1	2	3	4	5	6	7	8	9	AB	R	H	RBI	BB	SO	LOB	BOTTOM										
5 Ian Kinsler, R OBP: 0.344, SLG: 0.437	L7		E5		G5-3				F9	4	0	0	0	0	0	4	<p>Tampa Bay Rays @ Texas Rangers Rangers Ballpark in Arlington, Arlington, TX</p> <p>Tue Aug 30 2011, 8:10 PM - 11:04 PM EDT Att: 23,069 - Clear - 102 F</p> <p>livebaseballscorecards.com</p> <p>AB 30 R 2 H 7 RBI 2 BB 5 SO 6 LOB 22</p> 										
1 Elvis Andrus, R OBP: 0.330, SLG: 0.335	K		G5-4-3		G6-3				G5-6-3 1B	4	0	1	0	0	1	2											
32 Josh Hamilton, L OBP: 0.347, SLG: 0.533	F9								G5-6-3	4	1	2	1	0	0	1											
10 Michael Young, R OBP: 0.375, SLG: 0.484		G1-3			K				K	4	1	1	0	0	2	1											
25 Mike Napoli, R OBP: 0.391, SLG: 0.586		G5-3			K					3	0	1	0	1	1	1											
7 David Murphy, L OBP: 0.317, SLG: 0.353										3	0	2	1	1	0	1											
8 Yorvit Torrealba, R OBP: 0.311, SLG: 0.399		K								3	0	0	0	1	2	4											
18 Mitch Moreland, L OBP: 0.336, SLG: 0.436										2	0	0	0	2	0	4											
9 Endy Chavez, L OBP: 0.330, SLG: 0.444										3	0	0	0	0	0	4											
<b>Inning Stats</b>	R: 0 E: 0 K: 1 S: 8	H: 1 LOB: 1 BB: 0 P: 9	R: 0 E: 0 K: 1 S: 9	H: 1 LOB: 0 BB: 0 P: 12	R: 0 E: 1 K: 0 S: 5	H: 0 LOB: 1 BB: 1 P: 11	R: 0 E: 0 K: 2 S: 19	H: 1 LOB: 2 BB: 2 P: 38	R: 0 E: 0 K: 0 S: 7	H: 0 LOB: 0 BB: 0 P: 11	R: 2 E: 0 K: 0 S: 21	H: 4 LOB: 3 BB: 1 P: 31	R: 0 E: 0 K: 1 S: 9	H: 1 LOB: 0 BB: 0 P: 14	R: 0 E: 0 K: 1 S: 11	H: 0 LOB: 1 BB: 1 P: 17		1B: 4 2B: 2 3B: 0 HR: 1	SF: 0 SAC: 0 DP: 2 HBP: 0	WP: 0 PA: 35 PB: 0 SB: 1 CS: 0							
<b>PITCHER</b>	IP	WLS	BF	H	R	ER	SO	BB	IBB	HBP	BLK	WP	HR	S	P	ERA	WHIP										
58 Jeremy Hellickson, R ERA: 3.01	6.0	L	28	6	2	2	4	2	2	0	0	0	0	69	112	3.00	1.333										
37 Juan Cruz, R ERA: 3.95	1.0		4	1	0	0	1	1	0	0	0	0	0	12	21	0.00	2.000										
39 J.P. Howell, L ERA: 6.56	1.0		3	0	0	0	1	0	0	0	0	0	0	8	10	0.00	0.000										



Batter	1	2	3	4	5	6	7	8	9	AB R H RBI BB SO LOB	TOP												
8 Desmond Jennings, R OBP: 0.427, SLG: 0.603										4 0 0 1 1 2 0	<p><b>Tampa Bay Rays @ Texas Rangers</b> Rangers Ballpark in Arlington, Arlington, TX</p> <p>Wed Aug 31 2011, 8:07 PM - 10:45 PM EDT Att: 28,034 - Clear - 102 F</p> <p>livebaseballscorecards.com</p> <p>AB 33 R 4 H 6 RBI 4 BB 3 SO 5 LOB 13</p>												
22 Johnny Damon, L OBP: 0.316, SLG: 0.423										3 1 1 1 1 0 3													
3 Evan Longoria, R OBP: 0.330, SLG: 0.473										4 1 1 0 0 1 1													
18 Ben Zobrist, S OBP: 0.361, SLG: 0.475										4 0 1 0 0 1 0													
11 Casey Kotchman, L OBP: 0.385, SLG: 0.444										4 1 1 0 0 0 2													
2 B.J. Upton, R OBP: 0.308, SLG: 0.390										3 1 0 0 0 1 2													
20 Matt Joyce, L OBP: 0.342, SLG: 0.487										3 0 1 1 1 0 0													
28 John Jaso, L OBP: 0.308, SLG: 0.354										4 0 1 1 0 0 2													
1 Sean Rodriguez, R OBP: 0.311, SLG: 0.354										4 0 0 0 0 0 3													
<b>Inning Stats</b>	R: 0 E: 0 K: 2 S: 8	H: 0 LOB: 0 BB: 0 P: 12	R: 2 E: 0 K: 1 S: 16	H: 2 LOB: 3 BB: 2 P: 31	R: 1 E: 0 K: 0 S: 11	H: 3 LOB: 2 BB: 1 P: 15	R: 0 E: 0 K: 0 S: 13	H: 0 LOB: 1 BB: 1 P: 22	R: 0 E: 0 K: 0 S: 7	H: 0 LOB: 0 BB: 0 P: 13		R: 1 E: 0 K: 1 S: 7	H: 1 LOB: 0 BB: 0 P: 11	R: 0 E: 0 K: 1 S: 6	H: 0 LOB: 0 BB: 0 P: 12	R: 0 E: 0 K: 0 S: 11	H: 0 LOB: 0 BB: 0 P: 15	1B: 5 2B: 0 3B: 0 HR: 1	SF: 0 SAC: 0 DP: 0 HBP: 1	WP: 0 PB: 0 SB: 1 CS: 0	PA: 37		
<b>PITCHER</b>	IP WLS BF H R ER SO BB IBB HBP BLK WP HR S P ERA WHIP											IP WLS BF H R ER SO BB IBB HBP BLK WP HR S P ERA WHIP											
41 Alexi Ogando, R ERA: 3.68	(1.1) 2.2 L 16 5 3 3 3 2 0 1 0 0 0 0 32 54 10.12 2.625											58 Mark Hamburger, R ERA:	(9.1) 1.0 3 0 0 0 0 0 0 0 0 0 0 16 26 0.00 0.750										
22 Yoshinori Tateyama, R ERA: 3.46	(3.1) 1.1 5 0 0 0 0 1 0 0 0 0 0 0 16 26 0.00 0.000												(8.1) 1.0 3 0 0 0 1 0 0 0 0 0 0 6 12 0.00 0.000										
54 Matt Harrison, L ERA: 3.54	(5.1) 2.0 6 0 0 0 0 0 0 0 0 0 0 0 15 26 0.00 0.000																						
19 Koji Uehara, R ERA: 2.5	(7.1) 1.0 4 1 1 1 1 0 0 0 0 0 0 1 7 11 9.00 1.000																						
57 Mark Lowe, R ERA: 3.7	(8.1) 1.0 3 0 0 0 1 0 0 0 0 0 0 0 6 12 0.00 0.000																						

Batter	1	2	3	4	5	6	7	8	9	AB R H RBI BB SO LOB	BOTTOM											
5 Ian Kinsler, R OBP: 0.342, SLG: 0.434										4 0 0 0 0 0 1	<p><b>Tampa Bay Rays @ Texas Rangers</b> Rangers Ballpark in Arlington, Arlington, TX</p> <p>Wed Aug 31 2011, 8:07 PM - 10:45 PM EDT Att: 28,034 - Clear - 102 F</p> <p>livebaseballscorecards.com</p> <p>AB 33 R 1 H 7 RBI 1 BB 1 SO 8 LOB 7</p>											
1 Elvis Andrus, R OBP: 0.331, SLG: 0.341										4 0 2 0 0 0 0												
32 Josh Hamilton, L OBP: 0.346, SLG: 0.530										4 0 1 0 0 1 1												
10 Michael Young, R OBP: 0.376, SLG: 0.483										3 1 1 0 1 1 0												
25 Mike Napoli, R OBP: 0.389, SLG: 0.582										4 0 1 0 0 1 3												
7 David Murphy, L OBP: 0.317, SLG: 0.352										4 0 1 1 0 2 0												
8 Yorvit Torrealba, R OBP: 0.309, SLG: 0.395										4 0 0 0 0 1 2												
18 Mitch Moreland, L OBP: 0.334, SLG: 0.433										3 0 0 0 0 2 0												
9 Endy Chavez, L OBP: 0.330, SLG: 0.442										3 0 1 0 0 0 0												
<b>Inning Stats</b>	R: 0 E: 0 K: 0 S: 10	H: 2 LOB: 2 BB: 1 P: 18	R: 0 E: 0 K: 2 S: 8	H: 0 LOB: 0 BB: 0 P: 14	R: 0 E: 0 K: 0 S: 9	H: 0 LOB: 0 BB: 0 P: 11	R: 0 E: 0 K: 0 S: 5	H: 0 LOB: 0 BB: 0 P: 11	R: 0 E: 0 K: 1 S: 10	H: 1 LOB: 1 BB: 0 P: 16		R: 0 E: 0 K: 3 S: 10	H: 0 LOB: 0 BB: 0 P: 14	R: 0 E: 0 K: 1 S: 11	H: 1 LOB: 1 BB: 0 P: 18	R: 1 E: 0 K: 1 S: 17	H: 3 LOB: 2 BB: 0 P: 26	1B: 6 2B: 0 3B: 1 HR: 0	SF: 0 SAC: 0 DP: 1 HBP: 0	WP: 0 PB: 0 SB: 0 CS: 0	PA: 34	
<b>PITCHER</b>	IP WLS BF H R ER SO BB IBB HBP BLK WP HR S P ERA WHIP											IP WLS BF H R ER SO BB IBB HBP BLK WP HR S P ERA WHIP										
33 James Shields, R ERA: 2.84	(1.1) 8.0 W 28 4 0 0 7 1 0 0 0 0 0 0 0 68 110 0.00 0.625																					
43 Kyle Farnsworth, R ERA: 1.94	(9.1) 1.0 6 3 1 1 1 0 0 0 0 0 0 0 17 26 9.00 3.000																					



Batter	1	2	3	4	5	6	7	8	9	AB	R	H	RBI	BB	SO	LOB	TOP			
8 Desmond Jennings, R OBP: 0.417, SLG: 0.586										4	0	0	0	0	2	0				
1 Sean Rodríguez, R OBP: 0.312, SLG: 0.352										2	1	0	0	0	0	0				
5 Sam Feld, L OBP: 0.312, SLG: 0.362										1	0	0	0	0	0	0				
3 Evan Longoria, R OBP: 0.331, SLG: 0.471										2	0	0	0	2	2	0				
18 Ben Zobrist, S OBP: 0.360, SLG: 0.473										4	0	1	0	0	2	2				
2 B.J. Upton, R OBP: 0.305, SLG: 0.387										4	0	0	0	0	3	4				
11 Brandon Guyer, R OBP: 0.125, SLG: 0.500										2	0	0	0	0	0	0				
20 Matt Joyce, L OBP: 0.343, SLG: 0.487										2	0	1	1	0	0	2				
11 Casey Kotchman, L OBP: 0.385, SLG: 0.443										3	0	1	0	0	0	2				
16 Justin Ruggiano, R OBP: 0.277, SLG: 0.417										2	0	0	0	0	1	1				
22 Johnny Damon, L OBP: 0.315, SLG: 0.422										1	0	0	0	0	0	0				
10 Kelly Shoppach, R OBP: 0.268, SLG: 0.314										2	1	1	1	0	1	0				
28 John Jaso, L OBP: 0.306, SLG: 0.352										1	0	0	0	0	1	0				
<b>Inning Stats</b>	R: 0 E: 0 K: 1 S: 9	H: 0 LOB: 0 BB: 0 P: 12	R: 0 E: 0 K: 1 S: 6	H: 0 LOB: 0 BB: 0 P: 10	R: 0 E: 0 K: 2 S: 9	H: 0 LOB: 0 BB: 0 P: 14	R: 0 E: 0 K: 2 S: 8	H: 0 LOB: 0 BB: 0 P: 13	R: 0 E: 0 K: 1 S: 5	H: 2 LOB: 0 BB: 0 P: 19	R: 1 E: 0 K: 2 S: 17	H: 1 LOB: 2 BB: 1 P: 28	R: 0 E: 0 K: 1 S: 12	H: 0 LOB: 0 BB: 0 P: 15	R: 0 E: 0 K: 1 S: 13	H: 1 LOB: 2 BB: 1 P: 22	1B: 3 2B: 0 3B: 0 HR: 1	SF: 0 SAC: 0 DP: 1 HBP: 1	WP: 0 PB: 0 SB: 0 CS: 0	PA: 33
<b>PITCHER</b>	IP WLS BF H R ER SO BB IBB HBP BLK WP HR S P ERA WHIP																			
36 C.J. Wilson, L ERA: 3.28	6.0 W 21 2 2 2 8 1 0 1 0 0 1 53 88 3.00 0.500																			
19 Koji Uehara, R ERA: 2.47	0.2 H 2 0 0 0 2 0 0 0 0 0 0 7 9 0.00 0.000																			
28 Darren Oliver, L ERA: 2.22	0.1 H 2 1 0 0 0 0 0 0 0 0 0 6 10 0.00 3.000																			
37 Mike Adams, R ERA: 1.28	1.0 3 0 0 0 1 0 0 0 0 0 0 12 15 0.00 0.000																			
30 Nefeli Feliz, R ERA: 2.87	1.0 5 1 0 0 1 1 0 0 0 0 0 13 22 0.00 2.000																			

Tampa Bay Rays @ Texas Rangers  
Rangers Ballpark in Arlington, Arlington, TX  
Thu Sep 01 2011, 8:09 PM - 11:11 PM EDT  
Att: 26,220 - Clear - 98 F

AB	30
R	2
H	4
RBI	2
BB	2
SO	12
LOB	11



Batter	1	2	3	4	5	6	7	8	9	AB	R	H	RBI	BB	SO	LOB	BOTTOM			
5 Ian Kinsler, R OBP: 0.345, SLG: 0.447										3	2	2	2	1	0	0				
1 Elvis Andrus, R OBP: 0.332, SLG: 0.339										2	0	0	0	2	1	0				
32 Josh Hamilton, L OBP: 0.342, SLG: 0.525										4	0	0	0	0	1	4				
10 Michael Young, R OBP: 0.375, SLG: 0.487										4	1	1	1	0	0	0				
29 Adrián Beltré, R OBP: 0.318, SLG: 0.503										4	1	1	0	0	0	0				
7 David Murphy, L OBP: 0.319, SLG: 0.357										4	2	2	1	0	0	0				
8 Yorvit Torrealba, R OBP: 0.310, SLG: 0.396										4	1	2	2	0	0	0				
18 Mitch Moreland, L OBP: 0.331, SLG: 0.429										4	0	0	0	0	1	2				
9 Endy Chavez, L OBP: 0.330, SLG: 0.450										3	0	1	1	0	0	0				
<b>Inning Stats</b>	R: 0 E: 0 K: 0 S: 8	H: 4 LOB: 3 BB: 2 P: 13	R: 3 E: 0 K: 0 S: 17	H: 4 LOB: 3 BB: 2 P: 34	R: 0 E: 0 K: 0 S: 12	H: 0 LOB: 0 BB: 0 P: 16	R: 0 E: 0 K: 0 S: 6	H: 0 LOB: 0 BB: 0 P: 8	R: 2 E: 0 K: 2 S: 15	H: 2 LOB: 0 BB: 0 P: 20	R: 0 E: 0 K: 1 S: 11	H: 0 LOB: 0 BB: 0 P: 13	R: 1 E: 0 K: 0 S: 8	H: 1 LOB: 0 BB: 1 P: 14	R: 1 E: 0 K: 0 S: 13	H: 2 LOB: 1 BB: 0 P: 23	1B: 4 2B: 1 3B: 1 HR: 3	SF: 0 SAC: 0 DP: 0 HBP: 0	WP: 0 PB: 0 SB: 2 CS: 1	PA: 36
<b>PITCHER</b>	IP WLS BF H R ER SO BB IBB HBP BLK WP HR S P ERA WHIP																			
34 Jeff Niemann, R ERA: 3.89	5.0 L 23 5 5 5 2 2 0 0 0 0 0 0 13 15 9.00 1.600																			
27 Cesar Ramos, L ERA: 4.21	1.1 4 0 0 0 1 0 0 0 0 0 0 13 15 0.00 0.000																			
47 Brandon Gomes, R ERA: 3.72	0.0 2 1 1 1 0 1 0 0 0 0 0 1 3 8 ∞ ∞																			
39 J.P. Howell, L ERA: 6.41	0.2 1 0 0 0 0 0 0 0 0 0 0 3 4 0.00 0.000																			
57 Jake McGee, L ERA: 5.03	1.0 5 2 1 1 0 0 0 0 0 0 0 13 23 9.00 2.000																			

Tampa Bay Rays @ Texas Rangers  
Rangers Ballpark in Arlington, Arlington, TX  
Thu Sep 01 2011, 8:09 PM - 11:11 PM EDT  
Att: 26,220 - Clear - 98 F

AB	32
R	7
H	9
RBI	7
BB	3
SO	3
LOB	6





Batter	1	2	3	4	5	6	7	8	9	AB	R	H	RBI	BB	SO	LOB	TOP					
2 J.J. Hardy, R OBP: 0.310, SLG: 0.505											4	0	1	2	0	1	0	<p><b>Baltimore Orioles @ Tampa Bay Rays</b> Tropicana Field, St. Petersburg, FL Fri Sep 02 2011, 7:11 PM - 9:45 PM EDT Att: 11,955 - Dome - 72 F</p> <p>livebaseballscorecards.com</p> <p>AB 31 R 3 H 5 RBI 3 BB 3 SO 12 LOB 13</p>				
21 Nick Markakis, L OBP: 0.339, SLG: 0.394										4	0	0	0	0	2	2						
10 Adam Jones, R OBP: 0.323, SLG: 0.469										4	0	0	0	0	2	1						
27 Vladimir Guerrero, R OBP: 0.311, SLG: 0.402											3	1	1	0	1	0	0					
32 Matt Wieters, S OBP: 0.332, SLG: 0.441											4	0	1	0	0	2	1					
12 Mark Reynolds, R OBP: 0.323, SLG: 0.483											3	1	1	0	1	2	2					
11 Robert Andino, R OBP: 0.327, SLG: 0.326											3	1	0	0	1	1	3					
14 Nolan Reimold, R OBP: 0.297, SLG: 0.402											2	0	0	1	0	1	2					
6 Ryan Adams, R OBP: 0.310, SLG: 0.328											4	0	1	0	0	1	2					
<b>Inning Stats</b>	R: 0 E: 0 K: 2 S: 8	H: 0 LOB: 0 BB: 0 P: 11	R: 0 E: 0 K: 2 S: 10	H: 1 LOB: 2 BB: 1 P: 23	R: 0 E: 0 K: 1 S: 6	H: 0 LOB: 0 BB: 0 P: 9	R: 0 E: 0 K: 2 S: 7	H: 0 LOB: 0 BB: 0 P: 12	R: 0 E: 0 K: 1 S: 9	H: 0 LOB: 0 BB: 0 P: 14	R: 0 E: 1 K: 1 S: 10	H: 0 LOB: 1 BB: 0 P: 13	R: 3 E: 0 K: 1 S: 17	H: 3 LOB: 2 BB: 2 P: 31	R: 0 E: 0 K: 1 S: 7	H: 0 LOB: 0 BB: 0 P: 9	R: 0 E: 0 K: 0 S: 6	H: 1 LOB: 1 BB: 0 P: 10	1B: 4 2B: 1 3B: 0 HR: 0	SF: 1 SAC: 0 DP: 1 HBP: 1	WP: 0 PB: 0 SB: 0 CS: 0	PA: 36
<b>PITCHER</b>	IP WLS BF H R ER SO BB IBB HBP BLK WP HR S P ERA WHIP	7.0 L 29 4 3 3 11 3 0 0 0 0 0 67 113 3.86 1.000	1.0 3 0 0 0 1 0 0 0 0 0 0 7 9 0.00 0.000	1.0 4 1 0 0 0 0 0 0 1 0 0 6 10 0.00 1.000											IP WLS BF H R ER SO BB IBB HBP BLK WP HR S P ERA WHIP	7.0 L 29 4 3 3 11 3 0 0 0 0 0 67 113 3.86 1.000	1.0 3 0 0 0 1 0 0 0 0 0 0 7 9 0.00 0.000	1.0 4 1 0 0 0 0 0 0 1 0 0 6 10 0.00 1.000				

Batter	1	2	3	4	5	6	7	8	9	AB	R	H	RBI	BB	SO	LOB	BOTTOM	
8 Desmond Jennings, R OBP: 0.419, SLG: 0.581											3	1	1	0	1	1	0	<p><b>Baltimore Orioles @ Tampa Bay Rays</b> Tropicana Field, St. Petersburg, FL Fri Sep 02 2011, 7:11 PM - 9:45 PM EDT Att: 11,955 - Dome - 72 F</p> <p>livebaseballscorecards.com</p> <p>AB 29 R 2 H 5 RBI 2 BB 5 SO 6 LOB 14</p>
22 Johnny Damon, L OBP: 0.315, SLG: 0.419											3	1	0	0	1	0	2	
3 Evan Longoria, R OBP: 0.330, SLG: 0.471											4	0	1	2	0	1	0	
18 Ben Zobrist, S OBP: 0.360, SLG: 0.471											2	0	0	0	1	0	1	
5 Sam Fuld, L OBP: 0.314, SLG: 0.364											1	0	1	0	0	0	0	
2 B.J. Upton, R OBP: 0.303, SLG: 0.384											4	0	0	0	0	2	3	
1 Sean Rodriguez, R OBP: 0.311, SLG: 0.348											3	0	0	0	0	1	2	
11 Casey Kotchman, L OBP: 0.386, SLG: 0.442											3	0	1	0	1	1	2	
9 Elliot Johnson, S OBP: 0.256, SLG: 0.338											0	0	0	0	0	0	0	
21 Jose Lobaton, S OBP: 0.143, SLG: 0.286											3	0	1	0	0	0	1	
20 Matt Joyce, L OBP: 0.345, SLG: 0.487											0	0	0	0	1	0	0	
11 Brandon Guyer, R OBP: 0.091, SLG: 0.364																		



Batter	1	2	3	4	5	6	7	8	9	AB	R	H	RBI	BB	SO	LOB	TOP										
2 J.J. Hardy, R OBP: 0.308, SLG: 0.501	E5 21 HR 1B		F8		K		L8		K	5	1	1	0	0	2	3	<p>Baltimore Orioles @ Tampa Bay Rays</p> <p>Tropicana Field, St. Petersburg, FL</p> <p>Sat Sep 03 2011, 6:12 PM - 8:58 PM EDT</p> <p>Att: 14,223 - Dome - 72 F</p>										
21 Nick Markakis, L OBP: 0.342, SLG: 0.400	HR					G4-3 27 F8 32 1B 1B	G4-3			2	2	1	2	2	0	1											
10 Adam Jones, R OBP: 0.323, SLG: 0.467	K		K					E5 12 L 12 S 1B		4	0	1	0	0	2	2											
27 Vladimir Guerrero, R OBP: 0.309, SLG: 0.399	G1-3		G6-3				F8	P4		4	0	0	0	0	0	5											
32 Matt Wieters, S OBP: 0.331, SLG: 0.439	P6			G4-3				F7		4	0	1	1	0	0	1											
12 Mark Reynolds, R OBP: 0.324, SLG: 0.479	K		F7					P4		3	0	0	0	1	1	1											
11 Robert Andino, R OBP: 0.324, SLG: 0.322	K		F8				G1-2-3			4	0	0	0	0	1	3											
14 Nolan Reimold, R OBP: 0.297, SLG: 0.399	G5-3				G6-3			K		4	0	1	0	0	1	0											
6 Ryan Adams, R OBP: 0.320, SLG: 0.319					L8		F9			2	0	0	0	2	0	1											
<b>Inning Stats</b>	R: 2 E: 1 K: 1 S: 16	H: 2 LOB: 0 BB: 0 P: 22	R: 0 E: 0 K: 2 S: 7	H: 0 LOB: 0 BB: 0 P: 9	R: 0 E: 0 K: 1 S: 12	H: 0 LOB: 2 BB: 2 P: 26	R: 0 E: 0 K: 0 S: 6	H: 0 LOB: 0 BB: 0 P: 8	R: 0 E: 0 K: 1 S: 6	H: 2 LOB: 2 BB: 0 P: 7	R: 1 E: 0 K: 0 S: 14	H: 2 LOB: 2 BB: 2 P: 27	R: 0 E: 0 K: 0 S: 9	H: 1 LOB: 1 BB: 0 P: 19	R: 0 E: 1 K: 0 S: 13	H: 0 LOB: 1 BB: 1 P: 23	R: 0 E: 0 K: 2 S: 11	H: 0 LOB: 1 BB: 1 P: 16	1B: 4 2B: 0 3B: 0 HR: 1	SF: 0 SAC: 0 DP: 1 HBP: 0	WP: 0 PB: 0 SB: 1 CS: 0	PA: 37					
<b>PITCHER</b>	IP	WLS	BF	H	R	ER	SO	BB	IBB	HBP	BLK	WP	HR	S	P	ERA	WHIP	<b>PITCHER</b>									
40 Wade Davis, R ERA: 4.5	6.2	W	28	5	3	3	5	4	0	0	0	0	1	67	112	4.05	1.350										
39 J.P. Howell, L ERA: 6.33	0.1	H	1	0	0	0	0	0	0	0	0	0	0	3	6	0.00	0.000										
62 Joel Peralta, R ERA: 3.17	1.0	H	4	0	0	0	0	0	0	0	0	0	0	13	23	0.00	0.000										
43 Kyle Farnsworth, R ERA: 1.87	1.0	S	4	0	0	0	2	1	0	0	0	0	0	11	16	0.00	1.000										

AB 32  
R 3  
H 5  
RBI 3  
BB 5  
SO 7  
LOB 17



Batter	1	2	3	4	5	6	7	8	9	AB	R	H	RBI	BB	SO	LOB	BOTTOM										
8 Desmond Jennings, R OBP: 0.409, SLG: 0.586	P3		G4-3		FC6-4 3 F8 22 S 2 2B		K			4	1	0	0	0	1	2	<p>Baltimore Orioles @ Tampa Bay Rays</p> <p>Tropicana Field, St. Petersburg, FL</p> <p>Sat Sep 03 2011, 6:12 PM - 8:58 PM EDT</p> <p>Att: 14,223 - Dome - 72 F</p>										
22 Johnny Damon, L OBP: 0.314, SLG: 0.417	G1-3		K		20 BB 2 2B		G2-3			3	1	0	0	1	1	0											
3 Evan Longoria, R OBP: 0.332, SLG: 0.473	2 2B		20 2B		F8		K			3	2	1	0	1	1	2											
20 Matt Joyce, L OBP: 0.348, SLG: 0.490	2 2B		2 2B		F8		F8			2	2	1	1	2	0	0											
2 B.J. Upton, R OBP: 0.305, SLG: 0.389	2 2B		G5-3		2 2B		K			4	0	2	5	0	1	1											
11 Casey Kotchman, L OBP: 0.385, SLG: 0.440	G4-3				G1-3		F8			4	0	1	0	0	0	2											
1 Sean Rodriguez, R OBP: 0.310, SLG: 0.350	P5		G6-4-3				K			4	0	1	0	0	1	1											
28 John Jaso, L OBP: 0.303, SLG: 0.347	G4-3		P5		P5		P5			3	0	0	0	0	0	1											
15 Reid Brignac, L OBP: 0.233, SLG: 0.220	K				F7					3	0	1	0	0	1	1											
<b>Inning Stats</b>	R: 2 E: 0 K: 0 S: 11	H: 2 LOB: 1 BB: 1 P: 19	R: 0 E: 0 K: 1 S: 7	H: 0 LOB: 0 BB: 0 P: 11	R: 1 E: 0 K: 1 S: 13	H: 1 LOB: 1 BB: 1 P: 24	R: 0 E: 0 K: 0 S: 4	H: 1 LOB: 0 BB: 0 P: 6	R: 3 E: 0 K: 0 S: 10	H: 2 LOB: 1 BB: 2 P: 22	R: 0 E: 0 K: 1 S: 11	H: 1 LOB: 1 BB: 0 P: 17	R: 0 E: 0 K: 1 S: 13	H: 0 LOB: 0 BB: 0 P: 17	R: 0 E: 0 K: 2 S: 8	H: 0 LOB: 0 BB: 0 P: 11	1B: 2 2B: 5 3B: 0 HR: 0	SF: 0 SAC: 0 DP: 1 HBP: 0	WP: 0 PB: 0 SB: 1 CS: 0	PA: 34							
<b>PITCHER</b>	IP	WLS	BF	H	R	ER	SO	BB	IBB	HBP	BLK	WP	HR	S	P	ERA	WHIP	<b>PITCHER</b>									
55 Alfredo Simon, R ERA: 4.64	5.0	L	25	7	6	6	2	4	0	0	0	0	0	48	87	10.80	2.200										
40 Troy Patton, L ERA: 4.12	1.1		4	0	0	0	1	0	0	0	0	0	0	16	23	0.00	0.000										
35 Brad Bergesen, R ERA: 5.31	0.2		2	0	0	0	1	0	0	0	0	0	0	5	6	0.00	0.000										
47 Pedro Strop, R ERA: 3.38	1.0		3	0	0	0	2	0	0	0	0	0	0	8	11	0.00	0.000										

AB 30  
R 6  
H 7  
RBI 6  
BB 4  
SO 6  
LOB 10





Batter	1	2	3	4	5	6	7	8	9	AB	R	H	RBI	BB	SO	LOB	TOP					
38 Matt Angle, L OBP: 0.185, SLG: 0.200	G3			P4		G4-3			F7	4	0	0	0	0	0	0						
2 J.J. Hardy, R OBP: 0.308, SLG: 0.499	F9			G5-3			F7			4	0	1	0	0	0	0						
6 Ryan Adams, R OBP: 0.320, SLG: 0.319	F9			G4-3			G1-3		1B	0	0	0	0	0	0	0						
21 Nick Markakis, L OBP: 0.339, SLG: 0.397	F9			G4-3			G1-3		P4	4	0	0	0	0	0	1						
10 Adam Jones, R OBP: 0.324, SLG: 0.476		G6-3								3	1	2	1	0	0	0						
27 Vladimir Guerrero, R OBP: 0.307, SLG: 0.396		G4-3								3	0	0	0	0	0	1						
12 Mark Reynolds, R OBP: 0.320, SLG: 0.476		G6-3								3	0	0	0	0	1	0						
11 Robert Andino, R OBP: 0.324, SLG: 0.322										3	0	1	0	0	0	0						
51 Kyle Hudson, L (1, 7)										3	0	0	0	0	0	2						
15 Craig Tatum, R OBP: 0.263, SLG: 0.257										3	0	0	0	0	0	0						
<b>Inning Stats</b>	R: 0 E: 0 K: 0 S: 7	H: 0 LOB: 0 BB: 0 P: 11	R: 0 E: 0 K: 0 S: 8	H: 0 LOB: 0 BB: 0 P: 10	R: 0 E: 0 K: 0 S: 5	H: 1 LOB: 0 BB: 0 P: 7	R: 0 E: 0 K: 0 S: 6	H: 0 LOB: 0 BB: 0 P: 10	R: 1 E: 0 K: 1 S: 9	H: 1 LOB: 0 BB: 0 P: 11	R: 0 E: 0 K: 0 S: 5	H: 0 LOB: 0 BB: 0 P: 5	R: 0 E: 0 K: 0 S: 6	H: 1 LOB: 1 BB: 0 P: 11	R: 0 E: 0 K: 0 S: 13	H: 0 LOB: 0 BB: 0 P: 11	R: 0 E: 0 K: 0 S: 13	H: 1 LOB: 1 BB: 0 P: 21	1B: 2 2B: 1 3B: 0 HR: 1	SF: 0 SAC: 0 DP: 2 HBP: 0	WP: 0 PB: 0 SB: 0 CS: 0	PA: 30
<b>PITCHER</b> 58 Jeremy Hellickson, R ERA: 2.9	IP: 9.0 WLS: W BF: 30 H: 4 R: 1 ER: 1 SO: 1 BB: 0 IBB: 0 HBP: 0 BLK: 0 WP: 0 HR: 1 S: 67 P: 97 ERA: 1.00 WHIP: 0.444																					

Baltimore Orioles @ Tampa Bay Rays  
Tropicana Field, St. Petersburg, FL  
Sun Sep 04 2011, 1:42 PM - 4:07 PM EDT  
Att: 15,790 - Dome - 72 F

AB 30  
R 1  
H 4  
RBI 1  
BB 0  
SO 1  
LOB 4



Batter	1	2	3	4	5	6	7	8	9	AB	R	H	RBI	BB	SO	LOB	BOTTOM			
8 Desmond Jennings, R OBP: 0.403, SLG: 0.554	L3	G6-3		3 PB 22 1B 20 SF8	1B	1-2		F9		5	1	1	0	0	0	1				
22 Johnny Damon, L OBP: 0.317, SLG: 0.416			G6-3	3 PB 1B			F8			3	0	1	0	1	0	0				
16 Justin Ruggiano, R OBP: 0.277, SLG: 0.417				3 PB 1B				BB		0	0	0	0	0	0	0				
3 Evan Longoria, R OBP: 0.335, SLG: 0.472				21 FC3-6 11 E 20 BB	BB		F9			3	1	1	0	2	0	1				
20 Matt Joyce, L OBP: 0.349, SLG: 0.496				21 FC3-6 BB	BB		F9			3	1	1	2	1	1	5				
21 Jose Lobaton, S OBP: 0.167, SLG: 0.182				11 E 15 BB 2B	BB		HR			4	1	0	0	1	2	9				
11 Casey Kotchman, L OBP: 0.383, SLG: 0.437				11 E 15 BB	BB		P5			3	1	0	0	1	1	3				
11 Brandon Guyer, R OBP: 0.133, SLG: 0.333				1 HR 1B			G1-3			4	2	1	0	0	1	2				
15 Reid Brignac, L OBP: 0.233, SLG: 0.225				15 BB 2B						4	0	1	3	0	2	1				
1 Sean Rodriguez, R OBP: 0.312, SLG: 0.361				8 FC6-4 1B						4	1	2	2	0	0	1				
<b>Inning Stats</b>	R: 0 E: 0 K: 1 S: 10	H: 1 LOB: 2 BB: 0 P: 19	R: 2 E: 0 K: 1 S: 13	H: 2 LOB: 0 BB: 0 P: 19	R: 4 E: 1 K: 0 S: 17	H: 1 LOB: 1 BB: 3 P: 37	R: 1 E: 0 K: 2 S: 12	H: 2 LOB: 2 BB: 1 P: 17	R: 0 E: 0 K: 1 S: 14	H: 1 LOB: 0 BB: 0 P: 20	R: 1 E: 0 K: 0 S: 11	H: 1 LOB: 1 BB: 1 P: 21	R: 0 E: 0 K: 1 S: 8	H: 0 LOB: 0 BB: 0 P: 12	R: 0 E: 1 K: 1 S: 13	H: 0 LOB: 3 BB: 1 P: 25	1B: 5 2B: 1 3B: 0 HR: 2	SF: 1 SAC: 0 DP: 0 HBP: 1	WP: 0 PB: 1 SB: 0 CS: 0	PA: 41
<b>PITCHER</b> 46 Jeremy Guthrie, R ERA: 4.45 54 Rick Van Den Hurk, R ERA: 2.45 58 Zach Phillips, L ERA:	IP: 5.0 WLS: L BF: 28 H: 7 R: 1 ER: 3 SO: 5 BB: 4 IBB: 0 HBP: 1 BLK: 0 WP: 0 HR: 1 S: 66 P: 112 ERA: 5.40 WHIP: 2.200																			

Baltimore Orioles @ Tampa Bay Rays  
Tropicana Field, St. Petersburg, FL  
Sun Sep 04 2011, 1:42 PM - 4:07 PM EDT  
Att: 15,790 - Dome - 72 F

AB 33  
R 8  
H 8  
RBI 7  
BB 6  
SO 7  
LOB 23





Batter	1	2	3	4	5	6	7	8	9	AB	R	H	RBI	BB	SO	LOB	TOP					
5 Ian Kinsler, R OBP: 0.343, SLG: 0.455	G1-3		K			F8		F7		4	0	0	0	0	1	0	<p><b>Texas Rangers @ Tampa Bay Rays</b> Tropicana Field, St. Petersburg, FL Mon Sep 05 2011, 1:10 PM - 3:55 PM EDT Att: 13,130 - Dome - 72 F</p>					
1 Elvis Andrus, R OBP: 0.342, SLG: 0.352	1B		L6			2B		BB		3	1	2	0	1	0	0						
32 Josh Hamilton, L OBP: 0.344, SLG: 0.520	K				BB	G4-3		G1-3		3	0	0	0	1	1	3						
10 Michael Young, R OBP: 0.376, SLG: 0.482	G5-3				BB	G6-4-3		G1-3		4	0	0	1	0	0	3						
29 Adrián Beltré, R OBP: 0.316, SLG: 0.493	1B				G5-3			K		4	0	1	0	0	1	0						
7 David Murphy, L OBP: 0.323, SLG: 0.375	FC4-6				G6-3			F7		3	0	0	0	0	0	1						
8 Yorvit Torrealba, R OBP: 0.309, SLG: 0.392	G5-3				K			K		3	0	0	0	0	2	1						
18 Mitch Moreland, L OBP: 0.331, SLG: 0.429	K				2B			G6-3		3	0	1	0	0	1	1						
9 Endy Chavez, L OBP: 0.332, SLG: 0.454	G3				G6-3			P4		3	0	0	0	0	0	1						
<b>Inning Stats</b>	R: 0 H: 1 E: 0 K: 1 S: 12	H: 1 LOB: 1 BB: 0 P: 16	R: 0 H: 0 E: 0 K: 1 S: 9	H: 1 LOB: 1 BB: 0 P: 10	R: 0 H: 0 E: 0 K: 1 S: 8	H: 0 LOB: 0 BB: 1 P: 12	R: 0 H: 0 E: 0 K: 0 S: 6	H: 0 LOB: 0 BB: 1 P: 13	R: 0 H: 1 E: 0 K: 1 S: 9	H: 1 LOB: 1 BB: 0 P: 12	R: 0 H: 1 E: 0 K: 0 S: 8	H: 0 LOB: 1 BB: 0 P: 11	R: 0 H: 0 E: 0 K: 2 S: 13	H: 0 LOB: 0 BB: 0 P: 18	R: 0 H: 0 E: 0 K: 0 S: 9	H: 0 LOB: 0 BB: 0 P: 14	R: 1 H: 0 E: 0 K: 0 S: 11	H: 0 LOB: 0 BB: 1 P: 18	1B: 2 2B: 2 HR: 0	SF: 0 SAC: 0 HBP: 0	WP: 1 PB: 0 SB: 0 CS: 0	PA: 32
<b>PITCHER</b> 33 James Shields, R ERA: 2.77	IP: 9.0 WLS: W BF: 32 H: 4 R: 1 ER: 1 SO: 6 BB: 2 IBB: 0 HBP: 0 BLK: 0 WP: 1 HR: 0 S: 85 P: 124 ERA: 1.00 WHIP: 0.667															<b>PITCHER</b>						

AB	30
R	1
H	4
RBI	1
BB	2
SO	6
LOB	10



Batter	1	2	3	4	5	6	7	8	9	AB	R	H	RBI	BB	SO	LOB	BOTTOM					
8 Desmond Jennings, R OBP: 0.400, SLG: 0.547	1B		G6-3		FC3-5		K			4	0	1	0	0	1	2	<p><b>Texas Rangers @ Tampa Bay Rays</b> Tropicana Field, St. Petersburg, FL Mon Sep 05 2011, 1:10 PM - 3:55 PM EDT Att: 13,130 - Dome - 72 F</p>					
2 B.J. Upton, R OBP: 0.306, SLG: 0.395	K		K		BB		HR			3	1	1	1	1	2	2						
3 Evan Longoria, R OBP: 0.338, SLG: 0.479	HR				F7		BB			2	2	1	1	2	0	2						
18 Ben Zobrist, S OBP: 0.357, SLG: 0.468	F7				P2		F8			4	0	0	0	0	1	4						
20 Matt Joyce, L OBP: 0.352, SLG: 0.499	G3				BB		BB			2	1	1	0	2	0	0						
1 Sean Rodriguez, R OBP: 0.312, SLG: 0.358	F9				BB		F8			3	1	0	0	1	1	2						
11 Casey Kotchman, L OBP: 0.382, SLG: 0.436	P5				1B		F7			4	0	1	2	0	0	2						
28 John Jaso, L OBP: 0.302, SLG: 0.346	G3-6				G3-6		F8			4	0	1	0	0	0	3						
16 Justin Ruggiano, R OBP: 0.269, SLG: 0.404	FC1-6				E5		L6			3	0	0	0	0	0	1						
<b>Inning Stats</b>	R: 1 H: 2 E: 0 K: 1 S: 11	H: 2 LOB: 0 BB: 0 P: 15	R: 0 H: 0 E: 0 K: 0 S: 10	H: 0 LOB: 0 BB: 0 P: 15	R: 0 H: 1 E: 0 K: 1 S: 13	H: 1 LOB: 1 BB: 0 P: 20	R: 3 H: 1 E: 0 K: 0 S: 10	H: 1 LOB: 3 BB: 3 P: 27	R: 0 H: 0 E: 1 K: 0 S: 13	H: 0 LOB: 2 BB: 1 P: 20	R: 0 H: 0 E: 0 K: 0 S: 10	H: 0 LOB: 1 BB: 1 P: 21	R: 1 H: 1 E: 0 K: 2 S: 11	H: 1 LOB: 1 BB: 1 P: 21	R: 0 H: 1 E: 0 K: 1 S: 15	H: 1 LOB: 1 BB: 0 P: 22	R: 0 H: 1 E: 0 K: 1 S: 15	H: 1 LOB: 1 BB: 0 P: 22	1B: 3 2B: 1 HR: 2	SF: 0 SAC: 0 HBP: 0	WP: 0 PB: 0 SB: 0 CS: 1	PA: 35
<b>PITCHER</b> 39 Scott Feldman, R ERA: 3.67	IP: 5.0 WLS: L BF: 22 H: 4 R: 4 ER: 0 SO: 4 BB: 4 IBB: 0 HBP: 0 BLK: 0 WP: 0 HR: 1 S: 57 P: 97 ERA: 7.20 WHIP: 1.600															<b>PITCHER</b>						
58 Mark Hamberger, R ERA: 6.75	1.0	4	0	0	0	0	1	0	0	0	0	10	21	0.00	1.000							
55 Merkin Valdez, R ERA: 7.71	1.0	5	1	1	1	2	1	0	0	0	0	1	11	21	9.00	2.000						
41 Alexi Ogando, R ERA: 3.66	1.0	4	1	0	0	1	0	0	0	0	0	15	22	0.00	1.000							

AB	29
R	5
H	6
RBI	4
BB	6
SO	5
LOB	18





Batter	1	2	3	4	5	6	7	8	9	AB	R	H	RBI	BB	SO	LOB	TOP										
5 Ian Kinsler, R OBP: 0.344, SLG: 0.459 3 Andrés Blanco, S OBP: 0.236, SLG: 0.333										4	1	1	1	1	0	0	<b>Texas Rangers @ Tampa Bay Rays</b> Tropicana Field, St. Petersburg, FL Tue Sep 06 2011, 7:12 PM - 9:51 PM EDT Att: 11,611 - Dome - 72 F										
1 Elvis Andrus, R OBP: 0.344, SLG: 0.351										5	1	1	0	0	1	2											
32 Josh Hamilton, L OBP: 0.347, SLG: 0.526 27 Leonys Martin, L OBP: 0.333, SLG: 0.333										3	1	2	1	1	0	0											
10 Michael Young, R OBP: 0.376, SLG: 0.480										4	2	1	0	1	0	2											
29 Adrián Beltré, R OBP: 0.315, SLG: 0.491 6 Esteban German, R OBP: 0.667, SLG: 2.000										3	1	1	1	0	1	2											
7 David Murphy, L OBP: 0.331, SLG: 0.398										4	2	4	4	0	0	0											
25 Mike Napoli, R OBP: 0.393, SLG: 0.584										3	0	1	1	1	1	1											
18 Mitch Moreland, L OBP: 0.328, SLG: 0.425										4	0	0	0	0	3	3											
9 Endy Chavez, L OBP: 0.330, SLG: 0.450										4	0	1	0	0	2	1											
<b>Inning Stats</b>	R: 1 E: 0 K: 1 S: 12	H: 1 LOB: 1 BB: 1 P: 27	R: 1 E: 0 K: 1 S: 11	H: 2 LOB: 0 BB: 0 P: 17	R: 3 E: 0 K: 1 S: 17	H: 4 LOB: 1 BB: 0 P: 24	R: 0 E: 0 K: 0 S: 4	H: 0 LOB: 0 BB: 0 P: 8	R: 2 E: 0 K: 1 S: 16	H: 3 LOB: 2 BB: 1 P: 29	R: 0 E: 0 K: 1 S: 9	H: 0 LOB: 0 BB: 0 P: 14	R: 0 E: 0 K: 0 S: 6	H: 0 LOB: 0 BB: 1 P: 13	R: 1 E: 0 K: 3 S: 17	H: 2 LOB: 2 BB: 1 P: 28		R: 0 E: 0 K: 1 S: 6	H: 0 LOB: 0 BB: 0 P: 9	1B: 5 2B: 5 3B: 0 HR: 2	SF: 1 SAC: 0 DP: 1 HBP: 0	WP: 0 PB: 0 SB: 0 CS: 1	PA: 42				
<b>PITCHER</b>	IP WLS BF H R ER SO BB IBB HBP BLK WP HR S P ERA WHIP	4.2 L 23 9 7 7 3 1 0 0 0 0 2 56 93 13.50 2.143	5.1 1.2 7 1 0 0 2 0 1 0 0 0 0 15 31 0.00 0.600	7.1 0.2 2 0 0 0 0 1 0 0 0 0 0 4 8 0.00 1.500	8.1 1.0 6 2 1 1 3 1 0 0 0 0 0 17 28 9.00 3.000	9.1 1.0 3 0 0 0 1 0 0 0 0 0 0 6 9 0.00 0.000	<b>PITCHER</b>										IP WLS BF H R ER SO BB IBB HBP BLK WP HR S P ERA WHIP										
34 Jeff Niemann, R ERA: 4.07											4.2	L	23	9	7	7	3	1	0	0	0	0	2	56	93	13.50	2.143
27 César Ramos, L ERA: 4.03											5.1	1.2	7	1	0	0	2	0	1	0	0	0	0	15	31	0.00	0.600
37 Juan Cruz, R ERA: 3.89											7.1	0.2	2	0	0	0	0	1	0	0	0	0	0	4	8	0.00	1.500
57 Jake McGee, L ERA: 5.23											8.1	1.0	6	2	1	1	3	1	0	0	0	0	17	28	9.00	3.000	
47 Brandon Gomes, R ERA: 3.6											9.1	1.0	3	0	0	0	1	0	0	0	0	0	6	9	0.00	0.000	
<b>Batter</b>	<b>1</b>	<b>2</b>	<b>3</b>	<b>4</b>	<b>5</b>	<b>6</b>	<b>7</b>	<b>8</b>	<b>9</b>	<b>AB</b>	<b>R</b>	<b>H</b>	<b>RBI</b>	<b>BB</b>	<b>SO</b>	<b>LOB</b>	<b>BOTTOM</b>										
8 Desmond Jennings, R OBP: 0.328, SLG: 0.533										4	0	0	0	0	0	0	<b>Texas Rangers @ Tampa Bay Rays</b> Tropicana Field, St. Petersburg, FL Tue Sep 06 2011, 7:12 PM - 9:51 PM EDT Att: 11,611 - Dome - 72 F										
2 B.J. Upton, R OBP: 0.307, SLG: 0.393										2	0	0	0	2	0	0											
3 Evan Longoria, R OBP: 0.336, SLG: 0.477										4	0	1	0	0	2	2											
18 Ben Zobrist, S OBP: 0.357, SLG: 0.466										4	0	1	0	0	1	2											
1 Sean Rodriguez, R OBP: 0.315, SLG: 0.359										2	0	1	0	1	1	0											
11 Casey Kotchman, L OBP: 0.382, SLG: 0.435										3	0	1	0	0	0	2											
11 Brandon Guyer, R OBP: 0.167, SLG: 0.333										3	0	1	0	0	0	2											
21 Jose Lobaton, S OBP: 0.133, SLG: 0.143 28 John Jaso, L OBP: 0.302, SLG: 0.346										3	0	0	0	0	0	3											
9 Elliot Johnson, S OBP: 0.251, SLG: 0.331										3	0	0	0	0	2	0											
<b>Inning Stats</b>	R: 0 E: 0 K: 0 S: 6	H: 0 LOB: 0 BB: 1 P: 15	R: 0 E: 0 K: 1 S: 8	H: 1 LOB: 2 BB: 1 P: 15	R: 0 E: 0 K: 1 S: 8	H: 0 LOB: 0 BB: 0 P: 13	R: 0 E: 0 K: 1 S: 12	H: 2 LOB: 1 BB: 0 P: 16	R: 0 E: 0 K: 1 S: 8	H: 1 LOB: 0 BB: 0 P: 12	R: 0 E: 0 K: 1 S: 9	H: 0 LOB: 1 BB: 1 P: 16	R: 0 E: 0 K: 1 S: 10	H: 0 LOB: 0 BB: 0 P: 11	R: 0 E: 0 K: 0 S: 7	H: 0 LOB: 0 BB: 0 P: 10		R: 0 E: 0 K: 0 S: 5	H: 1 LOB: 0 BB: 0 P: 9	1B: 5 2B: 0 3B: 0 HR: 0	SF: 0 SAC: 0 DP: 4 HBP: 0	WP: 0 PB: 0 SB: 0 CS: 0	PA: 31				
<b>PITCHER</b>	IP WLS BF H R ER SO BB IBB HBP BLK WP HR S P ERA WHIP	9.0 W 31 5 0 0 6 3 0 0 0 0 0 73 117 0.00 0.889	<b>PITCHER</b>										IP WLS BF H R ER SO BB IBB HBP BLK WP HR S P ERA WHIP														
36 C.J. Wilson, L ERA: 3.13											9.0	W	31	5	0	0	6	3	0	0	0	0	0	73	117	0.00	0.889







Batter	1	2	3	4	5	6	7	8	9	AB	R	H	RBI	BB	SO	LOB	TOP																			
2 Jacoby Ellsbury, L OBP: 0.376, SLG: 0.531	P5			G4-3				F7		4	0	1	1	0	0	1	<b>Boston Red Sox @ Tampa Bay Rays</b> Tropicana Field, St. Petersburg, FL Fri Sep 09 2011, 7:12 PM - 9:57 PM EDT Att: 18,482 - Dome - 72 F																			
10 Marco Scutaro, R OBP: 0.346, SLG: 0.394	L9			G6-3			SF8	G6-3		3	0	0	1	0	0	1																				
28 Adrián González, L OBP: 0.405, SLG: 0.553	K			P5			L5		F8	4	0	0	0	0	1	1																				
15 Dustin Pedroia, R OBP: 0.383, SLG: 0.456						P3			F9	4	0	1	0	0	1	1																				
34 David Ortiz, L OBP: 0.401, SLG: 0.585						G3				4	0	0	0	0	2	1																				
13 Carl Crawford, L OBP: 0.287, SLG: 0.400										3	0	1	0	0	0	0																				
12 Jed Lowrie, S OBP: 0.310, SLG: 0.370										3	0	0	0	0	2	1																				
16 Josh Reddick, L OBP: 0.346, SLG: 0.498										3	1	2	0	0	1	0																				
39 Jarrod Saltalamacchia, S OBP: 0.304, SLG: 0.473										3	1	1	0	0	1	1																				
<b>Inning Stats</b>	R: 0 E: 0 K: 1 S: 10	H: 0 LOB: 0 BB: 0 P: 15	R: 0 E: 0 K: 1 S: 11	H: 1 LOB: 0 BB: 0 P: 15	R: 0 E: 0 K: 2 S: 9	H: 0 LOB: 0 BB: 0 P: 15	R: 0 E: 0 K: 0 S: 8	H: 0 LOB: 0 BB: 0 P: 9	R: 0 E: 0 K: 0 S: 7	H: 1 LOB: 1 BB: 0 P: 12	R: 2 E: 0 K: 1 S: 12	H: 3 LOB: 1 BB: 0 P: 14	R: 0 E: 0 K: 1 S: 13	H: 0 LOB: 0 BB: 0 P: 7	R: 0 E: 0 K: 1 S: 13	H: 1 LOB: 1 BB: 0 P: 18	R: 0 E: 0 K: 1 S: 6	H: 0 LOB: 0 BB: 0 P: 9	1B: 5 2B: 2 HR: 0	SF: 1 SAC: 0 HBP: 0	WP: 0 PB: 0 SB: 0 CS: 1	PA: 32														
<b>PITCHER</b>	IP	WLS	BF	H	R	ER	SO	BB	IBB	HBP	BLK	WP	HR	S	P	ERA	WHIP	<b>PITCHER</b>	IP	WLS	BF	H	R	ER	SO	BB	IBB	HBP	BLK	WP	HR	S	P	ERA	WHIP	
40 Wade Davis, R ERA: 4.36	9.0	W	32	6	2	2	8	0	0	0	0	0	0	81	114	2.00	0.667																			

AB	31
R	2
H	6
RBI	2
BB	0
SO	8
LOB	7



Batter	1	2	3	4	5	6	7	8	9	AB	R	H	RBI	BB	SO	LOB	BOTTOM																				
8 Desmond Jennings, R OBP: 0.382, SLG: 0.529	K		F8	K		K		G5-3		5	0	0	0	0	3	1	<b>Boston Red Sox @ Tampa Bay Rays</b> Tropicana Field, St. Petersburg, FL Fri Sep 09 2011, 7:12 PM - 9:57 PM EDT Att: 18,482 - Dome - 72 F																				
2 B.J. Upton, R OBP: 0.308, SLG: 0.392	G4-3		K			K		K		5	0	1	0	0	3	1																					
3 Evan Longoria, R OBP: 0.340, SLG: 0.481	G6-3									4	1	2	1	0	0	1																					
18 Ben Zobrist, S OBP: 0.357, SLG: 0.466										3	1	1	0	1	1	1																					
22 Johnny Damon, L OBP: 0.317, SLG: 0.415										3	1	1	1	1	0	1																					
20 Matt Joyce, L OBP: 0.354, SLG: 0.498										3	0	1	1	1	0	2																					
11 Casey Kotchman, L OBP: 0.380, SLG: 0.429										2	1	0	0	2	0	2																					
28 John Jaso, L OBP: 0.305, SLG: 0.367										4	2	2	3	0	0	4																					
15 Reid Brignac, L OBP: 0.233, SLG: 0.230										4	1	1	1	0	1	0																					
<b>Inning Stats</b>	R: 0 E: 0 K: 1 S: 9	H: 2 LOB: 1 BB: 0 P: 14	R: 3 E: 0 K: 0 S: 12	H: 2 LOB: 0 BB: 1 P: 19	R: 2 E: 0 K: 1 S: 20	H: 3 LOB: 2 BB: 0 P: 36	R: 0 E: 0 K: 1 S: 13	H: 1 LOB: 0 BB: 0 P: 18	R: 0 E: 0 K: 0 S: 17	H: 0 LOB: 1 BB: 1 P: 28	R: 2 E: 0 K: 3 S: 16	H: 3 LOB: 1 BB: 0 P: 20	R: 0 E: 0 K: 0 S: 7	H: 0 LOB: 1 BB: 1 P: 14	R: 0 E: 0 K: 2 S: 10	H: 0 LOB: 0 BB: 0 P: 15	R: 0 E: 0 K: 2 S: 6	H: 0 LOB: 0 BB: 0 P: 9	1B: 5 2B: 3 HR: 1	SF: 0 SAC: 0 HBP: 0	WP: 0 PB: 0 SB: 1 CS: 0	PA: 38															
<b>PITCHER</b>	IP	WLS	BF	H	R	ER	SO	BB	IBB	HBP	BLK	WP	HR	S	P	ERA	WHIP	<b>PITCHER</b>	IP	WLS	BF	H	R	ER	SO	BB	IBB	HBP	BLK	WP	HR	S	P	ERA	WHIP		
41 John Lackey, R ERA: 6.3	3.0	L	17	5	5	5	2	3	0	0	0	0	0	1	41	69	15.00	2.667																			
48 Scott Atchison, R ERA: 4.71	2.2		13	4	2	2	3	1	0	0	0	0	0	0	42	62	6.75	1.875																			
61 Felix Doubront, L ERA: 9.53	1.1		5	0	0	0	1	1	0	0	0	0	0	0	11	18	0.00	0.750																			
46 Franklin Morales, L ERA: 3.6	1.0		3	0	0	0	2	0	0	0	0	0	0	0	10	15	0.00	0.000																			

AB	33
R	7
H	9
RBI	7
BB	5
SO	8
LOB	13









Batter	1	2	3	4	5	6	7	8	9	AB	R	H	RBI	BB	SO	LOB	TOP										
2 Jacoby Ellsbury, L OBP: 0.376, SLG: 0.533	G4-3		BB				G4-3			3	0	1	0	1	0	1	<b>Boston Red Sox @ Tampa Bay Rays</b> Tropicana Field, St. Petersburg, FL Sun Sep 11 2011, 1:41 PM - 5:09 PM EDT Att: 25,220 - Dome - 72 F <a href="http://livebaseballscorecards.com">livebaseballscorecards.com</a>										
15 Dustin Pedroia, R OBP: 0.381, SLG: 0.454 71 Nate Spears, L (8, PH)	G4-3		K				F8			3	0	0	0	0	1	3											
28 Adrián González, L OBP: 0.333, SLG: 0.445 36 Conor Jackson, R OBP: 0.311, SLG: 0.337	K						G4-3			2	0	0	0	1	1	1											
34 David Ortiz, L OBP: 0.400, SLG: 0.579	K		F7				F7			4	0	0	0	0	1	3											
16 Josh Reddick, L OBP: 0.344, SLG: 0.491	BB		P5				G1			4	0	1	0	0	0	3											
13 Carl Crawford, L OBP: 0.294, SLG: 0.399 54 Danell McDonald, R OBP: 0.277, SLG: 0.355	BB						F8			3	0	1	0	0	1	0											
33 Jason Varitek, S OBP: 0.303, SLG: 0.445 60 Ryan Lavanway, R OBP: 0.393, SLG: 0.375	G4-6-3						F7			3	0	0	0	0	1	2											
10 Marco Scutaro, R OBP: 0.348, SLG: 0.399							F9			4	1	2	1	0	0	1											
3 Mike Aviles, R OBP: 0.283, SLG: 0.391			HR				BB			3	0	2	0	0	0	1											
<b>Inning Stats</b>	R: 0 E: 0 K: 1 S: 8	H: 0 LOB: 0 BB: 0 P: 12	R: 0 E: 0 K: 1 S: 8	H: 2 LOB: 1 BB: 0 P: 11	R: 1 E: 0 K: 1 S: 16	H: 2 LOB: 3 BB: 2 P: 33	R: 0 E: 0 K: 0 S: 7	H: 0 LOB: 0 BB: 0 P: 9	R: 0 E: 0 K: 1 S: 10	H: 2 LOB: 1 BB: 0 P: 10	R: 0 E: 0 K: 1 S: 10	H: 1 LOB: 1 BB: 0 P: 9	R: 0 E: 0 K: 0 S: 6	H: 0 LOB: 0 BB: 0 P: 10	R: 0 E: 0 K: 1 S: 13	H: 0 LOB: 1 BB: 1 P: 23		1B: 6 2B: 0 3B: 0 HR: 1	SF: 0 SAC: 0 DP: 1 HBP: 0	WP: 0 PB: 0 SB: 0 CS: 0	PA: 35						
<b>PITCHER</b>	IP	WLS	BF	H	R	ER	SO	BB	IBB	HBP	BLK	WP	HR	S	P	ERA	WHIP										
33 James Shields, R ERA: 2.7	8.1	W	33	7	1	1	5	3	0	0	0	0	1	79	121	1.08	1.200										
49 Dane De La Rosa, R ERA: 10.8	0.2		2	0	0	0	1	0	0	0	0	0	0	5	9	0.00	0.000										

AB 32  
R 1  
H 7  
RBI 1  
BB 3  
SO 6  
LOB 16



Batter	1	2	3	4	5	6	7	8	9	AB	R	H	RBI	BB	SO	LOB	BOTTOM										
8 Desmond Jennings, R OBP: 0.386, SLG: 0.530	BB		K				F8			4	2	1	0	1	1	1	<b>Boston Red Sox @ Tampa Bay Rays</b> Tropicana Field, St. Petersburg, FL Sun Sep 11 2011, 1:41 PM - 5:09 PM EDT Att: 25,220 - Dome - 72 F <a href="http://livebaseballscorecards.com">livebaseballscorecards.com</a>										
2 B.J. Upton, R OBP: 0.316, SLG: 0.407	BB						BB			4	3	4	4	1	0	0											
3 Evan Longoria, R OBP: 0.347, SLG: 0.480	BB						HR			2	1	0	0	3	1	2											
18 Ben Zobrist, S OBP: 0.354, SLG: 0.461	BB		F7				FC6-4			5	0	1	2	0	0	5											
22 Johnny Damon, L OBP: 0.317, SLG: 0.417	FC4						BB			4	1	2	0	1	0	4											
1 Sean Rodriguez, R OBP: 0.313, SLG: 0.357	SF8						BB			3	0	1	2	0	0	2											
11 Casey Kotchman, L OBP: 0.382, SLG: 0.436	BB						BB			3	1	1	0	1	0	1											
21 Jose Lobaton, S OBP: 0.150, SLG: 0.158	G6-3						HR			5	1	1	0	0	1	6											
11 Brandon Guyer, R OBP: 0.192, SLG: 0.423	BB						FC6-4			5	0	1	0	0	1	6											
<b>Inning Stats</b>	R: 3 E: 0 K: 0 S: 24	H: 4 LOB: 2 BB: 1 P: 43	R: 0 E: 0 K: 2 S: 18	H: 1 LOB: 2 BB: 1 P: 26	R: 1 E: 0 K: 0 S: 11	H: 2 LOB: 1 BB: 0 P: 16	R: 0 E: 0 K: 0 S: 15	H: 1 LOB: 2 BB: 1 P: 26	R: 4 E: 0 K: 1 S: 20	H: 2 LOB: 0 BB: 2 P: 36	R: 0 E: 1 K: 1 S: 8	H: 0 LOB: 3 BB: 1 P: 17	R: 1 E: 1 K: 0 S: 13	H: 2 LOB: 2 BB: 1 P: 26	R: 0 E: 0 K: 0 S: 5	H: 0 LOB: 0 BB: 0 P: 10		1B: 7 2B: 3 3B: 1 HR: 1	SF: 1 SAC: 1 DP: 0 HBP: 1	WP: 2 PB: 0 SB: 0 CS: 0	PA: 45						
<b>PITCHER</b>	IP	WLS	BF	H	R	ER	SO	BB	IBB	HBP	BLK	WP	HR	S	P	ERA	WHIP										
31 Jon Lester, L ERA: 3.07	4.0	L	23	4	4	2	3	3	0	0	0	1	0	16	30	40.50	4.500										
64 Michael Bowden, R ERA: 5.06	0.2		5	1	3	3	1	2	0	0	0	1	0	12	23	6.75	1.500										
32 Matt Albers, R ERA: 4.53	1.1		8	1	1	1	1	1	0	1	0	0	1	12	23	6.75	1.500										
61 Felix Doubront, L ERA: 8.59	1.0		6	2	1	1	0	1	0	0	0	0	0	13	26	9.00	3.000										
46 Franklin Morales, L ERA: 3.51	1.0		3	0	0	0	0	0	0	0	0	0	0	5	10	0.00	0.000										

AB 35  
R 9  
H 12  
RBI 8  
BB 7  
SO 4  
LOB 27





Batter	1	2	3	4	5	6	7	8	9	AB	R	H	RBI	BB	SO	LOB	TOP					
8 Desmond Jennings, R OBP: 0.381, SLG: 0.521	L8		G5-3	G6-3		K		1B		5	0	1	0	0	1	2						
2 B.J. Upton, R OBP: 0.320, SLG: 0.413	FC4-6 BB		18 2B	BB		18 1B 22 SF8	2B			3	3	2	0	2	1	1						
3 Evan Longoria, R OBP: 0.343, SLG: 0.474	F9		L6			K		F8		5	0	0	0	0	1	6						
18 Ben Zobrist, S OBP: 0.356, SLG: 0.464	FC4-6		1 1B	2B		1 S	1B			5	1	3	3	0	0	1						
22 Johnny Damon, L OBP: 0.318, SLG: 0.417		G4-3		1 1B		SF8		F8		3	0	1	1	1	0	1						
1 Sean Rodriguez, R OBP: 0.314, SLG: 0.358		G4-3		1-2 2H		G1-3				5	0	2	1	0	0	2						
11 Casey Kotchman, L OBP: 0.382, SLG: 0.434										4	0	1	0	1	1	4						
21 Jose Lobaton, S OBP: 0.160, SLG: 0.130		G5-3				L9		FC6-4		4	0	0	0	1	0	6						
11 Brandon Guyer, R OBP: 0.207, SLG: 0.448						G5-3				3	1	1	0	0	0	1						
20 Matt Joyce, L OBP: 0.351, SLG: 0.491			8 G5-3 18 2B					F9		1	0	0	0	0	1	0						
<b>Inning Stats</b>	R: 0 E: 0 K: 0 S: 6	H: 0 LOB: 1 BB: 1 P: 11	R: 0 E: 0 K: 0 S: 13	H: 0 LOB: 1 BB: 1 P: 22	R: 3 E: 0 K: 1 S: 19	H: 3 LOB: 2 BB: 2 P: 36	R: 0 E: 0 K: 0 S: 8	H: 0 LOB: 0 BB: 0 P: 11	R: 1 E: 0 K: 1 S: 9	H: 2 LOB: 0 BB: 0 P: 20	R: 0 E: 0 K: 1 S: 14	H: 0 LOB: 1 BB: 1 P: 21	R: 1 E: 1 K: 0 S: 16	H: 3 LOB: 3 BB: 0 P: 26	R: 0 E: 0 K: 2 S: 14	H: 1 LOB: 1 BB: 0 P: 19	R: 0 E: 0 K: 0 S: 18	H: 2 LOB: 2 BB: 0 P: 26	1B: 7 2B: 4 3B: 0 HR: 0	SF: 1 SAC: 0 DP: 0 HBP: 0	WP: 0 PB: 0 SB: 1 CS: 0	PA: 44
<b>PITCHER</b>	IP	WLS	BF	H	R	ER	SO	BB	IBB	HBP	BLK	WP	HR	S	P	ERA	WHIP					
53 Zack Britton, L ERA: 4.43	5.0	L	24	5	4	4	2	4	0	0	0	0	0	55	100	7.20	1.800					
37 Jeremy Accardo, R ERA: 5.24	1.1		7	2	1	1	1	1	0	0	0	0	0	21	31	6.75	2.250					
58 Zach Phillips, L ERA:	0.2		4	1	0	0	0	0	0	0	0	0	0	9	16	0.00	1.500					
49 Jason Berken, R ERA: 5.66	1.0		4	1	0	0	2	0	0	0	0	0	0	14	19	0.00	1.000					
36 Chris Jakubauskas, R ERA: 5.12	1.0		5	2	0	0	0	0	0	0	0	0	0	18	26	0.00	2.000					

Tampa Bay Rays @ Baltimore Orioles  
 Oriole Park at Camden Yards, Baltimore, MD  
 Mon Sep 12 2011, 7:07 PM - 10:08 PM EDT  
 Att: 11,924 - Clear - 80 F

AB 38  
 R 5  
 H 11  
 RBI 5  
 BB 5  
 SO 5  
 LOB 24




Batter	1	2	3	4	5	6	7	8	9	AB	R	H	RBI	BB	SO	LOB	BOTTOM					
38 Matt Angle, L OBP: 0.240, SLG: 0.200	G4-3		K			K		F8		4	0	0	0	0	2	2						
2 J.J. Hardy, R OBP: 0.304, SLG: 0.483	1B			21 L1-3		G6-3		G5-3		4	0	2	0	0	0	2						
21 Nick Markakis, L OBP: 0.348, SLG: 0.404	F7			L1-3				F7		3	0	0	0	1	0	2						
27 Vladimir Guerrero, R OBP: 0.315, SLG: 0.412	G6-3			1B						4	0	1	0	0	1	2						
32 Matt Wieters, S OBP: 0.321, SLG: 0.434		G1-3				L6				4	1	1	1	0	1	1						
19 Chris Davis, L OBP: 0.293, SLG: 0.379		G3-1								4	0	0	0	0	2	0						
12 Mark Reynolds, R OBP: 0.321, SLG: 0.489		G1-3								3	1	0	0	1	1	0						
51 Kyle Hudson, L OBP: 0.200, SLG: 0.200						G4-3				3	0	1	0	0	1	0						
11 Robert Andino, R OBP: 0.329, SLG: 0.341						G5-3				3	0	1	1	0	0	0						
<b>Inning Stats</b>	R: 0 E: 0 K: 0 S: 9	H: 1 LOB: 0 BB: 0 P: 11	R: 0 E: 0 K: 0 S: 7	H: 0 LOB: 0 BB: 0 P: 9	R: 0 E: 0 K: 1 S: 7	H: 0 LOB: 0 BB: 0 P: 11	R: 0 E: 0 K: 0 S: 7	H: 2 LOB: 1 BB: 0 P: 9	R: 1 E: 0 K: 2 S: 10	H: 1 LOB: 0 BB: 0 P: 15	R: 0 E: 0 K: 1 S: 8	H: 0 LOB: 0 BB: 1 P: 10	R: 0 E: 0 K: 0 S: 8	H: 0 LOB: 1 BB: 0 P: 17	R: 0 E: 0 K: 3 S: 10	H: 0 LOB: 0 BB: 0 P: 13	1B: 4 2B: 2 3B: 0 HR: 1	SF: 0 SAC: 0 DP: 1 HBP: 0	WP: 0 PB: 0 SB: 0 CS: 0	PA: 34		
<b>PITCHER</b>	IP	WLS	BF	H	R	ER	SO	BB	IBB	HBP	BLK	WP	HR	S	P	ERA	WHIP					
34 Jeff Niemann, R ERA: 3.97	7.2	W	30	6	2	2	5	2	0	0	0	0	0	1	72	2.35	1.043					
39 J.P. Howell, L ERA: 5.97	0.1	H	1	0	0	0	0	0	0	0	0	0	0	1	2	0.00	0.000					
62 Joel Peralta, R ERA: 3.18	1.0	S	3	0	0	0	3	0	0	0	0	0	0	10	13	0.00	0.000					


Tampa Bay Rays @ Baltimore Orioles  
 Oriole Park at Camden Yards, Baltimore, MD  
 Mon Sep 12 2011, 7:07 PM - 10:08 PM EDT  
 Att: 11,924 - Clear - 80 F

AB 32  
 R 2  
 H 6  
 RBI 2  
 BB 2  
 SO 8  
 LOB 9





Batter	1	2	3	4	5	6	7	8	9	AB	R	H	RBI	BB	SO	LOB	TOP					
8 Desmond Jennings, R OBP: 0.374, SLG: 0.510	F9		K			K	K			4	0	0	0	0	3	2	<p>Tampa Bay Rays @ Baltimore Orioles</p> <p>Oriole Park at Camden Yards, Baltimore, MD</p> <p>Tue Sep 13 2011, 7:07 PM - 9:47 PM EDT</p> <p>Att: 13,262 - Clear - 81 F</p> <p>livebaseballscorecards.com</p> <p>AB 33 R 2 H 7 RBI 2 BB 2 SO 11 LOB 12</p> 					
2 B.J. Upton, R OBP: 0.322, SLG: 0.412	G3-1		K			3 HR BB		18 S 1B		3	1	1	0	1	1	0						
3 Evan Longoria, R OBP: 0.344, SLG: 0.484	2B		G6-3			1 HR		K		4	1	2	2	0	1	1						
18 Ben Zobrist, S OBP: 0.354, SLG: 0.460	K				F8	G1		G3		4	0	0	0	0	1	2						
22 Johnny Damon, L OBP: 0.317, SLG: 0.416		11B 20S 1B			G3			K		4	0	1	0	0	1	1						
20 Matt Joyce, L OBP: 0.320, SLG: 0.488		11B BB			G4-3			K		3	0	0	0	1	1	0						
11 Casey Kotchman, L OBP: 0.361, SLG: 0.432					G4-3			K		4	0	1	0	0	1	0						
28 John Jaso, L OBP: 0.304, SLG: 0.364					L9			G3-1		3	0	1	0	0	1	3						
21 Jose Lobaton, S OBP: 0.154, SLG: 0.125	K							F7		1	0	0	0	0	0	0						
1 Sean Rodriguez, R OBP: 0.314, SLG: 0.358					G6-4-3			K		3	0	1	0	0	1	3						
<b>Inning Stats</b>	R: 0 E: 0 K: 1 S: 7	H: 1 LOB: 1 BB: 0 P: 11	R: 0 E: 0 K: 1 S: 11	H: 2 LOB: 2 BB: 1 P: 18	R: 0 E: 0 K: 2 S: 9	H: 0 LOB: 0 BB: 0 P: 12	R: 0 E: 0 K: 0 S: 7	H: 0 LOB: 0 BB: 0 P: 13	R: 0 E: 0 K: 1 S: 7	H: 0 LOB: 0 BB: 0 P: 8	R: 2 E: 0 K: 1 S: 10	H: 1 LOB: 0 BB: 1 P: 18	R: 0 E: 0 K: 3 S: 14	H: 2 LOB: 2 BB: 0 P: 19	R: 0 E: 0 K: 2 S: 13	H: 0 LOB: 0 BB: 0 P: 9	1B: 5 2B: 1 3B: 0 HR: 1	SF: 0 SAC: 0 DP: 1 HBP: 0	WP: 0 PB: 0 SB: 3 CS: 0	PA: 35		
<b>PITCHER</b>	IP WLS BF H R ER SO BB IBB HBP BLK WP HR S P ERA WHIP																					
55 Alfredo Simon, R ERA: 4.67	7.0		28	6	2	2	9	2	0	0	0	0	0	0	0	0	0	1	65	99	2.57	1.143
47 Pedro Strop, R ERA: 2.45	0.2		3	1	0	0	1	0	0	0	0	0	0	0	0	0	0	0	9	14	0.00	1.500
40 Troy Patton, L ERA: 3.2	1.0	W	3	0	0	0	1	0	0	0	0	0	0	0	0	0	0	0	9	14	0.00	0.000
43 Jim Johnson, R ERA: 2.74	0.1	S	1	0	0	0	0	0	0	0	0	0	0	0	0	0	0	0	1	2	0.00	0.000

Batter	1	2	3	4	5	6	7	8	9	AB	R	H	RBI	BB	SO	LOB	BOTTOM					
11 Robert Andino, R OBP: 0.328, SLG: 0.340	L8		21 FC6-4 1B			F7		G6-3		4	0	1	0	0	0	1	<p>Tampa Bay Rays @ Baltimore Orioles</p> <p>Oriole Park at Camden Yards, Baltimore, MD</p> <p>Tue Sep 13 2011, 7:07 PM - 9:47 PM EDT</p> <p>Att: 13,262 - Clear - 81 F</p> <p>livebaseballscorecards.com</p> <p>AB 30 R 4 H 6 RBI 3 BB 3 SO 7 LOB 12</p> 					
2 J.J. Hardy, R OBP: 0.305, SLG: 0.485	21 E 2B		F7			G6-4-3 21 BB 1B		F8		4	1	2	0	0	0	1						
21 Nick Markakis, L OBP: 0.347, SLG: 0.402	E6		FC6-4			G6-4-3 27 BB		F7		3	0	0	0	1	0	1						
27 Vladimir Guerrero, R OBP: 0.314, SLG: 0.411	G5-3		L9			G6-4-3		F7		4	0	1	0	0	0	4						
10 Adam Jones, R OBP: 0.320, SLG: 0.463						G6-4-3		K		0	1	0	0	0	0	0						
32 Matt Wieters, S OBP: 0.322, SLG: 0.440						G5-3		32 HR 1B		3	1	1	2	1	1	1						
12 Mark Reynolds, R OBP: 0.319, SLG: 0.465	G1-3					G5-3		K		4	0	0	0	0	2	3						
14 Nolan Reimold, R OBP: 0.320, SLG: 0.412						K		K		2	1	0	0	1	2	0						
6 Ryan Adams, R OBP: 0.330, SLG: 0.321						G6-3		K		3	0	0	0	0	2	1						
25 Josh Bell, S OBP: 0.241, SLG: 0.180								K		0	0	0	0	0	0	0						
51 Kyle Hudson, L OBP: 0.182, SLG: 0.182						G5-3		2B		2	0	0	0	0	0	0						
9 Jake Fox, R OBP: 0.279, SLG: 0.421										1	0	1	1	0	0	0						
38 Matt Angle, L OBP: 0.240, SLG: 0.200										0	0	0	0	0	0	0						
<b>Inning Stats</b>	R: 1 E: 1 K: 0 S: 17	H: 1 LOB: 2 BB: 1 P: 26	R: 0 E: 0 K: 2 S: 8	H: 0 LOB: 0 BB: 0 P: 11	R: 0 E: 0 K: 0 S: 9	H: 1 LOB: 1 BB: 0 P: 13	R: 0 E: 0 K: 3 S: 11	H: 0 LOB: 0 BB: 0 P: 13	R: 0 E: 0 K: 0 S: 7	H: 1 LOB: 1 BB: 1 P: 13	R: 0 E: 0 K: 1 S: 15	H: 1 LOB: 1 BB: 1 P: 29	R: 2 E: 0 K: 1 S: 9	H: 2 LOB: 1 BB: 0 P: 12	1B: 3 2B: 2 3B: 0 HR: 1	SF: 0 SAC: 0 DP: 1 HBP: 0	WP: 0 PB: 0 SB: 1 CS: 0	PA: 33				
<b>PITCHER</b>	IP WLS BF H R ER SO BB IBB HBP BLK WP HR S P ERA WHIP																					
14 David Price, L ERA: 3.34	6.2		27	4	2	1	6	3	0	0	0	0	0	0	0	0	0	0	3	16	1.35	1.050
37 Juan Cruz, R ERA: 3.5	0.1		1	0	0	0	0	0	0	0	0	0	0	0	0	0	0	0	3	4	0.00	0.000
39 J.P. Howell, L ERA: 6.44	0.2	L	4	2	2	2	0	0	0	0	1	6	8	27.00	3.000							
47 Brandon Gomes, R ERA: 3.41	0.1		1	0	0	0	1	0	0	0	0	3	4	0.00	0.000							



















Batter	1	2	3	4	5	6	7	8	9	AB	R	H	RBI	BB	SO	LOB	TOP								
8 Desmond Jennings, R OBP: 0.387, SLG: 0.507	G6-3	1-3 2-H 1B				G6-3		G6-3		5	1	2	1	0	0	1	<b>Tampa Bay Rays @ Boston Red Sox</b> Fenway Park, Boston, MA Sun Sep 18 2011, 1:38 PM - 5:31 PM EDT Att: 37,613 - Partly Cloudy - 65 F								
2 B.J. Upton, R OBP: 0.320, SLG: 0.410	G5-3	1 SAFE 1 SAFE 1B			G4-3	K		E5		5	0	0	0	0	1	3									
3 Evan Longoria, R OBP: 0.354, SLG: 0.490	P4			G5-3		11 BB 18 E 1B		CS		4	2	1	0	1	0	0									
11 Casey Kotchman, L OBP: 0.375, SLG: 0.428		K 22 PB 2B		K		18 E 1B		K		4	1	0	0	1	3	1									
22 Johnny Damon, L OBP: 0.321, SLG: 0.413		20 1B 2B		G3-1		F9		L5		5	1	1	1	0	0	3									
18 Ben Zobrist, S OBP: 0.352, SLG: 0.456	G5-3			G5-3		E5		20 S 20 1B BB		3	1	0	0	1	0	2									
20 Matt Joyce, L OBP: 0.346, SLG: 0.485		1 S 8 1B 1B				1 SF9 2B		K		4	2	3	3	0	1	2									
1 Sean Rodriguez, R OBP: 0.315, SLG: 0.353										0	0	0	1	1	0	0									
15 Reid Brignac, L OBP: 0.226, SLG: 0.223		8 1B HBP								1	0	0	0	0	1	1									
10 Kelly Shoppach, R OBP: 0.264, SLG: 0.305										3	0	0	0	0	2	2									
<b>Inning Stats</b>	R: 0 E: 0 K: 0 S: 6	H: 0 LOB: 0 BB: 0 P: 10	R: 3 E: 0 K: 2 S: 22	H: 3 LOB: 2 BB: 0 P: 31	R: 0 E: 0 K: 1 S: 11	H: 0 LOB: 0 BB: 0 P: 15	R: 1 E: 0 K: 1 S: 9	H: 1 LOB: 0 BB: 0 P: 14	R: 2 E: 0 K: 1 S: 18	H: 2 LOB: 2 BB: 1 P: 33	R: 0 E: 0 K: 1 S: 13	H: 0 LOB: 1 BB: 0 P: 19	R: 2 E: 0 K: 2 S: 16	H: 1 LOB: 1 BB: 2 P: 31	R: 0 E: 1 K: 0 S: 12	H: 0 LOB: 0 BB: 0 P: 18	R: 0 E: 0 K: 0 S: 5	H: 0 LOB: 0 BB: 0 P: 9	1B: 5 2B: 2 3B: 0 HR: 0	SF: 1 2B: 2 3B: 0 HBP: 0	WP: 2 PB: 4 SB: 4 CS: 1	PA: 42			
<b>PITCHER</b>	IP WLS BF H R ER SO BB IBB HBP BLK WP HR S P ERA WHIP	IP WLS BF H R ER SO BB IBB HBP BLK WP HR S P ERA WHIP	IP WLS BF H R ER SO BB IBB HBP BLK WP HR S P ERA WHIP	IP WLS BF H R ER SO BB IBB HBP BLK WP HR S P ERA WHIP	IP WLS BF H R ER SO BB IBB HBP BLK WP HR S P ERA WHIP	IP WLS BF H R ER SO BB IBB HBP BLK WP HR S P ERA WHIP	IP WLS BF H R ER SO BB IBB HBP BLK WP HR S P ERA WHIP	IP WLS BF H R ER SO BB IBB HBP BLK WP HR S P ERA WHIP	IP WLS BF H R ER SO BB IBB HBP BLK WP HR S P ERA WHIP	IP WLS BF H R ER SO BB IBB HBP BLK WP HR S P ERA WHIP	IP WLS BF H R ER SO BB IBB HBP BLK WP HR S P ERA WHIP	IP WLS BF H R ER SO BB IBB HBP BLK WP HR S P ERA WHIP	IP WLS BF H R ER SO BB IBB HBP BLK WP HR S P ERA WHIP	IP WLS BF H R ER SO BB IBB HBP BLK WP HR S P ERA WHIP	IP WLS BF H R ER SO BB IBB HBP BLK WP HR S P ERA WHIP	IP WLS BF H R ER SO BB IBB HBP BLK WP HR S P ERA WHIP	IP WLS BF H R ER SO BB IBB HBP BLK WP HR S P ERA WHIP	IP WLS BF H R ER SO BB IBB HBP BLK WP HR S P ERA WHIP	IP WLS BF H R ER SO BB IBB HBP BLK WP HR S P ERA WHIP	IP WLS BF H R ER SO BB IBB HBP BLK WP HR S P ERA WHIP	IP WLS BF H R ER SO BB IBB HBP BLK WP HR S P ERA WHIP	IP WLS BF H R ER SO BB IBB HBP BLK WP HR S P ERA WHIP	IP WLS BF H R ER SO BB IBB HBP BLK WP HR S P ERA WHIP	IP WLS BF H R ER SO BB IBB HBP BLK WP HR S P ERA WHIP	IP WLS BF H R ER SO BB IBB HBP BLK WP HR S P ERA WHIP
49 Tim Wakefield, R ERA: 5.08	5.0	L	25	6	6	2	5	1	0	1	0	0	0	0	0	0	1	0	66	103	3.60	1.400			
48 Scott Atchison, R ERA: 4.3	1.0		4	0	0	0	1	1	0	0	0	0	0	0	0	0	0	0	13	19	0.00	1.000			
30 Andrew Miller, L ERA: 5.63	1.0		6	1	2	2	2	2	0	0	0	0	0	0	0	0	0	0	16	31	18.00	3.000			
32 Matt Albers, R ERA: 4.84	1.1		4	0	0	0	0	0	0	0	0	0	0	0	0	0	0	0	14	20	0.00	0.000			
56 Trevor Miller, L ERA: 3.69	0.2		2	0	0	0	0	0	0	0	0	0	0	0	0	0	0	0	3	7	0.00	0.000			
<b>Batter</b>	<b>1</b>	<b>2</b>	<b>3</b>	<b>4</b>	<b>5</b>	<b>6</b>	<b>7</b>	<b>8</b>	<b>9</b>	<b>AB</b>	<b>R</b>	<b>H</b>	<b>RBI</b>	<b>BB</b>	<b>SO</b>	<b>LOB</b>	<b>BOTTOM</b>								
2 Jacoby Ellsbury, L OBP: 0.376, SLG: 0.539	G4-3		G4-3		F7		3 HR 1B			5	1	2	0	0	0	0	<b>Tampa Bay Rays @ Boston Red Sox</b> Fenway Park, Boston, MA Sun Sep 18 2011, 1:38 PM - 5:31 PM EDT Att: 37,613 - Partly Cloudy - 65 F								
3 Mike Aviles, R OBP: 0.294, SLG: 0.427		2B	L1-5-3		G6-3		1-H 3-H HR		F9	5	1	2	3	0	0	1									
28 Adrián González, L OBP: 0.402, SLG: 0.547	F7		G6-3		K2-3		K			4	0	0	0	0	2	1									
15 Dustin Pedroia, R OBP: 0.380, SLG: 0.463	K				34 BB 54 2B 1B		F7		K	4	1	1	0	0	2	1									
34 David Ortiz, L OBP: 0.401, SLG: 0.575		G6-3			54 2B BB		K		F9	3	1	0	0	1	1	0									
36 Conor Jackson, R OBP: 0.311, SLG: 0.335					F4					2	0	0	0	1	0	2									
13 Carl Crawford, L OBP: 0.292, SLG: 0.402		54 BB BB			P3					1	0	1	0	0	0	0									
54 Danell McDonald, R OBP: 0.289, SLG: 0.366									P3	3	0	1	2	1	0	1									
39 Jarrod Saltalamacchia, R OBP: 0.296, SLG: 0.463									P4	4	0	0	0	0	2	3									
10 Marco Scutaro, R OBP: 0.346, SLG: 0.399									F9	4	1	1	0	0	0	3									
<b>Inning Stats</b>	R: 0 E: 0 K: 1 S: 11	H: 1 LOB: 1 BB: 0 P: 15	R: 0 E: 0 K: 0 S: 10	H: 0 LOB: 2 BB: 2 P: 21	R: 0 E: 0 K: 0 S: 6	H: 0 LOB: 0 BB: 0 P: 10	R: 2 E: 0 K: 1 S: 21	H: 2 LOB: 1 BB: 1 P: 32	R: 0 E: 0 K: 1 S: 7	H: 0 LOB: 0 BB: 0 P: 10	R: 0 E: 0 K: 1 S: 11	H: 0 LOB: 0 BB: 0 P: 16	R: 3 E: 0 K: 1 S: 18	H: 3 LOB: 0 BB: 0 P: 28	R: 0 E: 0 K: 1 S: 12	H: 1 LOB: 1 BB: 0 P: 17	R: 0 E: 0 K: 1 S: 14	H: 1 LOB: 1 BB: 0 P: 22	1B: 3 2B: 4 3B: 0 HR: 1	SF: 0 2B: 4 3B: 0 HBP: 0	WP: 0 PB: 0 SB: 0 CS: 0	PA: 38			
<b>PITCHER</b>	IP WLS BF H R ER SO BB IBB HBP BLK WP HR S P ERA WHIP	IP WLS BF H R ER SO BB IBB HBP BLK WP HR S P ERA WHIP	IP WLS BF H R ER SO BB IBB HBP BLK WP HR S P ERA WHIP	IP WLS BF H R ER SO BB IBB HBP BLK WP HR S P ERA WHIP	IP WLS BF H R ER SO BB IBB HBP BLK WP HR S P ERA WHIP	IP WLS BF H R ER SO BB IBB HBP BLK WP HR S P ERA WHIP	IP WLS BF H R ER SO BB IBB HBP BLK WP HR S P ERA WHIP	IP WLS BF H R ER SO BB IBB HBP BLK WP HR S P ERA WHIP	IP WLS BF H R ER SO BB IBB HBP BLK WP HR S P ERA WHIP	IP WLS BF H R ER SO BB IBB HBP BLK WP HR S P ERA WHIP	IP WLS BF H R ER SO BB IBB HBP BLK WP HR S P ERA WHIP	IP WLS BF H R ER SO BB IBB HBP BLK WP HR S P ERA WHIP	IP WLS BF H R ER SO BB IBB HBP BLK WP HR S P ERA WHIP	IP WLS BF H R ER SO BB IBB HBP BLK WP HR S P ERA WHIP	IP WLS BF H R ER SO BB IBB HBP BLK WP HR S P ERA WHIP	IP WLS BF H R ER SO BB IBB HBP BLK WP HR S P ERA WHIP	IP WLS BF H R ER SO BB IBB HBP BLK WP HR S P ERA WHIP	IP WLS BF H R ER SO BB IBB HBP BLK WP HR S P ERA WHIP	IP WLS BF H R ER SO BB IBB HBP BLK WP HR S P ERA WHIP	IP WLS BF H R ER SO BB IBB HBP BLK WP HR S P ERA WHIP	IP WLS BF H R ER SO BB IBB HBP BLK WP HR S P ERA WHIP	IP WLS BF H R ER SO BB IBB HBP BLK WP HR S P ERA WHIP	IP WLS BF H R ER SO BB IBB HBP BLK WP HR S P ERA WHIP	IP WLS BF H R ER SO BB IBB HBP BLK WP HR S P ERA WHIP	IP WLS BF H R ER SO BB IBB HBP BLK WP HR S P ERA WHIP
14 David Price, L ERA: 3.36	4.0		18	3	2	2	2	0	0	0	0	0	0	0	0	0	0	0	29	43	3.38	0.375			
57 Jake McGee, L ERA: 4.69	2.2	W	9	1	1	1	2	0	0	0	0	0	0	0	0	0	0	0	1	7	11	54.00	6.000		
27 Cesar Ramos, L ERA: 4.17	0.1		3	2	2	2	1	0	0	0	0	0	0	0	0	0	0	0	6	9	0.00	0.000			
47 Brandon Gomes, R ERA: 3.31	0.2	H	2	0	0	0	1	0	0	0	0	0	0	0	0	0	0	0	2	2	∞	∞			
39 J.P. Howell, L ERA: 6.37	0.0		1	1	0	0	0	0	0	0	0	0	0	0	0	0	0	0	0	2	2	∞	∞		



Batter	1	2	3	4	5	6	7	8	9	AB	R	H	RBI	BB	SO	LOB	TOP			
8 Desmond Jennings, R OBP: 0.380, SLG: 0.498	L6		FC6-4		G6-3		F7			4	0	0	0	0	0	5	<b>Tampa Bay Rays @ New York Yankees</b> Yankee Stadium, Bronx, NY Tue Sep 20 2011, 7:10 PM - 10:31 PM EDT Att: 46,944 - Cloudy - 67 F			
2 B.J. Upton, R OBP: 0.319, SLG: 0.411	F8			G5-3		G5-4-3			4	0	1	0	0	0	3					
3 Evan Longoria, R OBP: 0.348, SLG: 0.488	L9			11 1B		G6-3		G5-3	4	0	1	0	0	0	1					
22 Johnny Damon, L OBP: 0.321, SLG: 0.412		11 1B		F9		P4		G4-3	4	0	1	0	0	0	2					
11 Casey Kotchman, L OBP: 0.377, SLG: 0.428		FC1-6							2	0	1	0	2	0	1					
20 Matt Joyce, L OBP: 0.266, SLG: 0.482									3	0	0	0	0	1	5					
11 Brandon Guyer, R OBP: 0.206, SLG: 0.412	L3			G4-3		K		P2	1	0	0	0	0	0	1					
1 Sean Rodriguez, R OBP: 0.318, SLG: 0.356				G1-3				G4-3	3	0	2	0	0	0	0					
28 John Jaso, L OBP: 0.298, SLG: 0.356									1	0	0	0	0	0	0					
10 Kelly Shoppach, R OBP: 0.266, SLG: 0.303									1	0	0	0	0	1	1					
21 Jose Lobaton, S OBP: 0.194, SLG: 0.111									0	0	0	0	1	0	0					
15 Reid Brignac, L OBP: 0.227, SLG: 0.221									2	0	0	0	1	1	2					
24 Dan Johnson, L OBP: 0.174, SLG: 0.163									1	0	0	0	0	0	1					
<b>Inning Stats</b>	R: 0 E: 0 K: 0 S: 6	H: 0 LOB: 0 BB: 0 P: 7	R: 0 E: 0 K: 0 S: 5	H: 1 LOB: 0 BB: 0 P: 7	R: 0 E: 0 K: 0 S: 8	H: 0 LOB: 1 BB: 0 P: 12	R: 0 E: 0 K: 0 S: 12	H: 2 LOB: 2 BB: 0 P: 15	R: 0 E: 0 K: 2 S: 11	H: 1 LOB: 1 BB: 0 P: 15	R: 0 E: 0 K: 1 S: 13	H: 1 LOB: 2 BB: 1 P: 22	R: 0 E: 0 K: 0 S: 10	H: 0 LOB: 1 BB: 1 P: 18	R: 0 E: 0 K: 0 S: 4	H: 0 LOB: 0 BB: 1 P: 8	1B: 5 2B: 2 HR: 0	SF: 0 SAC: 0 DP: 3 HBP: 2	WP: 0 PB: 0 SB: 0 CS: 0	PA: 36
<b>PITCHER</b>	IP WLS BF H R ER SO BB IBB HBP BLK WP HR S P ERA WHIP																			
47 Ivan Nova, R ERA: 3.62	(1, 1) 7.2 W 32 6 0 0 3 3 0 0 2 0 0 0 0 67 103 0.00 1.174																			
48 Boone Logan, L ERA: 2.97	(8, 1) 0.1 1 0 0 0 0 0 0 0 0 0 0 3 5 0.00 0.000																			
38 Luis Ayala, R ERA: 1.71	(9, 1) 1.0 3 0 0 0 0 0 1 0 0 0 0 0 4 8 0.00 1.000																			

AB 30  
R 0  
H 6  
RBI 0  
BB 4  
SO 3  
LOB 22



Batter	1	2	3	4	5	6	7	8	9	AB	R	H	RBI	BB	SO	LOB	BOTTOM			
2 Derek Jeter, R OBP: 0.353, SLG: 0.383	BB	K	FC6-4		25 BB		K			5	0	2	0	1	2	6	<b>Tampa Bay Rays @ New York Yankees</b> Yankee Stadium, Bronx, NY Tue Sep 20 2011, 7:10 PM - 10:31 PM EDT Att: 46,944 - Cloudy - 67 F			
14 Curtis Granderson, L OBP: 0.374, SLG: 0.572	P5	G3		25 FC6-5		25 BB		K	5	0	3	4	1	1	3					
25 Mark Teixeira, S OBP: 0.338, SLG: 0.487	K	G3		FC6-5		13 BB		K	4	0	1	0	1	1	3					
13 Alex Rodriguez, R OBP: 0.365, SLG: 0.472	BB	G6-3		F8		G3		BB	3	0	0	0	2	0	5					
24 Robinson Cano, L OBP: 0.350, SLG: 0.534	F7		G4-3		33 FC5		K		4	0	1	0	1	1	5					
33 Nick Swisher, S OBP: 0.375, SLG: 0.451									3	1	1	0	1	1	5					
41 Chris Dickerson, L OBP: 0.368, SLG: 0.472									0	0	0	0	0	0	0					
12 Eric Chavez, L OBP: 0.323, SLG: 0.372		11 1B							5	1	2	1	0	2	2					
55 Russell Martin, R OBP: 0.325, SLG: 0.407		14 2B							4	1	2	0	1	0	2					
11 Brett Gardner, L OBP: 0.348, SLG: 0.377		14 2B							5	2	2	0	0	0	6					
<b>Inning Stats</b>	R: 0 E: 0 K: 1 S: 15	H: 5 LOB: 1 BB: 2 P: 29	R: 4 E: 0 K: 1 S: 16	H: 5 LOB: 1 BB: 0 P: 21	R: 0 E: 0 K: 0 S: 15	H: 1 LOB: 3 BB: 1 P: 26	R: 0 E: 0 K: 0 S: 7	H: 0 LOB: 2 BB: 2 P: 18	R: 1 E: 0 K: 0 S: 14	H: 3 LOB: 3 BB: 1 P: 28	R: 0 E: 0 K: 1 S: 11	H: 1 LOB: 2 BB: 1 P: 21	R: 0 E: 0 K: 3 S: 16	H: 2 LOB: 3 BB: 1 P: 24	R: 0 E: 0 K: 2 S: 20	H: 2 LOB: 2 BB: 0 P: 25	1B: 10 2B: 4 HR: 0	SF: 0 SAC: 0 DP: 0 HBP: 1	WP: 1 PB: 0 SB: 0 CS: 0	PA: 47
<b>PITCHER</b>	IP WLS BF H R ER SO BB IBB HBP BLK WP HR S P ERA WHIP																			
40 Wade Davis, R ERA: 4.55	(1, 1) 4.2 L 28 2 0 0 1 4 1 1 0 0 0 0 13 28 0.00 4.500																			
27 Cesar Ramos, L ERA: 4.1	(5, 1) 0.2 6 2 0 0 0 1 1 1 0 0 0 0 20 30 0.00 1.800																			
49 Dane De La Rosa, R ERA: 4.91	(6, 1) 1.2 8 2 0 0 0 3 1 0 0 0 0 0 20 25 0.00 2.000																			
21 Andy Sonnanstine, R ERA: 5.55	(8, 1) 1.0 5 2 0 0 0 2 0 0 0 0 0 0 20 25 0.00 2.000																			

AB 38  
R 5  
H 14  
RBI 5  
BB 8  
SO 8  
LOB 37





Batter	1	2	3	4	5	6	7	8	9	AB	R	H	RBI	BB	SO	LOB	TOP						
8 Desmond Jennings, R OBP: 0.377, SLG: 0.505 (1.7)											5	1	1	2	0	1	0						
2 B.J. Upton, R OBP: 0.320, SLG: 0.411 (1.8)											5	0	2	0	0	1	0						
3 Evan Longoria, R OBP: 0.346, SLG: 0.485 (1.5)											5	0	1	0	0	0	2						
20 Matt Joyce, L OBP: 0.349, SLG: 0.483 (1.9)											3	0	2	0	0	0	1						
22 Johnny Damon, L OBP: 0.320, SLG: 0.409 (1.10)											3	0	0	0	1	2	4						
11 Casey Kotchman, L OBP: 0.376, SLG: 0.429 (1.3)											3	0	1	0	0	1	1						
21 Jose Lobaton, S OBP: 0.229, SLG: 0.133 (1.2)											3	0	1	0	1	1	2						
9 Elliot Johnson, S OBP: 0.253, SLG: 0.338 (1.4)											2	1	1	0	0	0	1						
1 Sean Rodriguez, R OBP: 0.317, SLG: 0.355 (6.4)											1	0	0	0	0	1	1						
18 Ben Zobrist, S OBP: 0.352, SLG: 0.455 (8.4)											1	0	0	0	0	1	2						
15 Reid Brignac, L OBP: 0.224, SLG: 0.217 (1.6)											4	0	0	0	0	2	5						
<b>Inning Stats</b>	R: 0 H: 0 E: 0 K: 1 S: 6	H: 0 LOB: 0 BB: 0 P: 11	R: 0 H: 1 E: 0 K: 1 S: 16	H: 1 LOB: 1 BB: 1 P: 22	R: 2 H: 4 E: 0 K: 1 S: 18	H: 4 LOB: 2 BB: 0 P: 28	R: 0 H: 0 E: 0 K: 2 S: 14	H: 0 LOB: 1 BB: 0 P: 24	R: 0 H: 1 E: 0 K: 1 S: 15	H: 1 LOB: 2 BB: 0 P: 25	R: 0 H: 1 E: 0 K: 1 S: 12	H: 1 LOB: 1 BB: 0 P: 15	R: 0 H: 1 E: 0 K: 0 S: 14	H: 1 LOB: 1 BB: 0 P: 19	R: 0 H: 1 E: 0 K: 2 S: 10	H: 1 LOB: 2 BB: 0 P: 21	R: 0 H: 0 E: 0 K: 1 S: 8	H: 0 LOB: 0 BB: 0 P: 11	1B: 6 2B: 2 3B: 0 HR: 1	SF: 0 SAC: 0 DP: 0 HBP: 2	WP: 0 PB: 0 SB: 1 CS: 0	PA: 39	
<b>PITCHER</b>	IP WLS BF H R ER SO BB IBB HBP BLK WP HR S P ERA WHIP	IP WLS BF H R ER SO BB IBB HBP BLK WP HR S P ERA WHIP	IP WLS BF H R ER SO BB IBB HBP BLK WP HR S P ERA WHIP	IP WLS BF H R ER SO BB IBB HBP BLK WP HR S P ERA WHIP	IP WLS BF H R ER SO BB IBB HBP BLK WP HR S P ERA WHIP	IP WLS BF H R ER SO BB IBB HBP BLK WP HR S P ERA WHIP	IP WLS BF H R ER SO BB IBB HBP BLK WP HR S P ERA WHIP	IP WLS BF H R ER SO BB IBB HBP BLK WP HR S P ERA WHIP	IP WLS BF H R ER SO BB IBB HBP BLK WP HR S P ERA WHIP	IP WLS BF H R ER SO BB IBB HBP BLK WP HR S P ERA WHIP	IP WLS BF H R ER SO BB IBB HBP BLK WP HR S P ERA WHIP	IP WLS BF H R ER SO BB IBB HBP BLK WP HR S P ERA WHIP	IP WLS BF H R ER SO BB IBB HBP BLK WP HR S P ERA WHIP	IP WLS BF H R ER SO BB IBB HBP BLK WP HR S P ERA WHIP	IP WLS BF H R ER SO BB IBB HBP BLK WP HR S P ERA WHIP	IP WLS BF H R ER SO BB IBB HBP BLK WP HR S P ERA WHIP	IP WLS BF H R ER SO BB IBB HBP BLK WP HR S P ERA WHIP	IP WLS BF H R ER SO BB IBB HBP BLK WP HR S P ERA WHIP	IP WLS BF H R ER SO BB IBB HBP BLK WP HR S P ERA WHIP	IP WLS BF H R ER SO BB IBB HBP BLK WP HR S P ERA WHIP	IP WLS BF H R ER SO BB IBB HBP BLK WP HR S P ERA WHIP	IP WLS BF H R ER SO BB IBB HBP BLK WP HR S P ERA WHIP	IP WLS BF H R ER SO BB IBB HBP BLK WP HR S P ERA WHIP

Tampa Bay Rays @ New York Yankees  
Yankee Stadium, Bronx, NY  
Wed Sep 21 2011, 1:08 PM - 4:28 PM EDT  
Att: 42,755 - Cloudy - 74 F

AB	35
R	2
H	9
RBI	2
BB	2
SO	10
LOB	19



Batter	1	2	3	4	5	6	7	8	9	AB	R	H	RBI	BB	SO	LOB	BOTTOM						
11 Brett Gardner, L OBP: 0.347, SLG: 0.376 (8.7)										4	1	1	0	0	1	0							
2 Derek Jeter, R OBP: 0.356, SLG: 0.385 (1.6)										3	2	2	0	1	0	0							
24 Robinson Cano, L OBP: 0.350, SLG: 0.534 (1.10)										4	0	1	2	0	1	2							
13 Alex Rodriguez, R OBP: 0.364, SLG: 0.472 (1.5)										4	0	1	1	0	2	1							
33 Nick Swisher, S OBP: 0.373, SLG: 0.448 (8.3)										4	0	0	0	0	1	2							
42 Mariano Rivera, R (9.1)										0	0	0	0	0	0	0							
20 Jorge Posada, S OBP: 0.314, SLG: 0.399 (1.3)										2	0	0	0	1	1	0							
41 Chris Dickerson, L OBP: 0.368, SLG: 0.472 (7. FR)										0	0	0	0	0	0	0							
18 Andrew Jones, R OBP: 0.354, SLG: 0.474 (1.7)										2	0	0	0	0	0	0							
14 Curtis Granderson, L OBP: 0.373, SLG: 0.571 (7. PH)										1	0	0	0	0	0	1							
26 Eduardo Núñez, R OBP: 0.310, SLG: 0.388 (1.4)										3	1	2	1	0	0	0							
25 Mark Teixeira, S OBP: 0.338, SLG: 0.487 (9.3)											0	0	0	0	0	0							
71 Austin Romine, R OBP: 0.111, SLG: 0.111 (1.2)											2	0	0	0	0	1	1						
12 Eric Chavez, L OBP: 0.321, SLG: 0.369 (8. PH)											1	0	0	0	0	1	0						
55 Russell Martin, R OBP: 0.325, SLG: 0.407 (9.2)											0	0	0	0	0	0	0						
<b>Inning Stats</b>	R: 1 H: 2 E: 0 K: 1 S: 13	H: 2 LOB: 1 BB: 0 P: 21	R: 0 H: 0 E: 0 K: 0 S: 6	H: 0 LOB: 0 BB: 0 P: 7	R: 0 H: 1 E: 0 K: 1 S: 9	H: 1 LOB: 1 BB: 0 P: 14	R: 0 H: 0 E: 0 K: 2 S: 9	H: 0 LOB: 0 BB: 0 P: 14	R: 0 H: 1 E: 0 K: 0 S: 12	H: 1 LOB: 0 BB: 0 P: 18	R: 0 H: 0 E: 0 K: 2 S: 9	H: 0 LOB: 0 BB: 0 P: 14	R: 0 H: 0 E: 0 K: 0 S: 7	H: 0 LOB: 1 BB: 1 P: 15	R: 3 H: 3 E: 0 K: 2 S: 15	H: 3 LOB: 1 BB: 1 P: 26	R: 0 H: 0 E: 0 K: 1 S: 8	H: 0 LOB: 0 BB: 0 P: 11	1B: 4 2B: 3 3B: 0 HR: 1	SF: 0 SAC: 0 DP: 1 HBP: 0	WP: 0 PB: 0 SB: 3 CS: 0	PA: 32	
<b>PITCHER</b>	IP WLS BF H R ER SO BB IBB HBP BLK WP HR S P ERA WHIP	IP WLS BF H R ER SO BB IBB HBP BLK WP HR S P ERA WHIP	IP WLS BF H R ER SO BB IBB HBP BLK WP HR S P ERA WHIP	IP WLS BF H R ER SO BB IBB HBP BLK WP HR S P ERA WHIP	IP WLS BF H R ER SO BB IBB HBP BLK WP HR S P ERA WHIP	IP WLS BF H R ER SO BB IBB HBP BLK WP HR S P ERA WHIP	IP WLS BF H R ER SO BB IBB HBP BLK WP HR S P ERA WHIP	IP WLS BF H R ER SO BB IBB HBP BLK WP HR S P ERA WHIP	IP WLS BF H R ER SO BB IBB HBP BLK WP HR S P ERA WHIP	IP WLS BF H R ER SO BB IBB HBP BLK WP HR S P ERA WHIP	IP WLS BF H R ER SO BB IBB HBP BLK WP HR S P ERA WHIP	IP WLS BF H R ER SO BB IBB HBP BLK WP HR S P ERA WHIP	IP WLS BF H R ER SO BB IBB HBP BLK WP HR S P ERA WHIP	IP WLS BF H R ER SO BB IBB HBP BLK WP HR S P ERA WHIP	IP WLS BF H R ER SO BB IBB HBP BLK WP HR S P ERA WHIP	IP WLS BF H R ER SO BB IBB HBP BLK WP HR S P ERA WHIP	IP WLS BF H R ER SO BB IBB HBP BLK WP HR S P ERA WHIP	IP WLS BF H R ER SO BB IBB HBP BLK WP HR S P ERA WHIP	IP WLS BF H R ER SO BB IBB HBP BLK WP HR S P ERA WHIP	IP WLS BF H R ER SO BB IBB HBP BLK WP HR S P ERA WHIP	IP WLS BF H R ER SO BB IBB HBP BLK WP HR S P ERA WHIP	IP WLS BF H R ER SO BB IBB HBP BLK WP HR S P ERA WHIP	IP WLS BF H R ER SO BB IBB HBP BLK WP HR S P ERA WHIP

Tampa Bay Rays @ New York Yankees  
Yankee Stadium, Bronx, NY  
Wed Sep 21 2011, 1:08 PM - 4:28 PM EDT  
Att: 42,755 - Cloudy - 74 F

AB	30
R	4
H	7
RBI	4
BB	2
SO	8
LOB	7





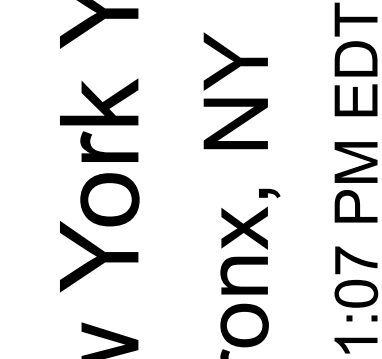
Batter	1	2	3	4	5	6	7	8	9	AB	R	H	RBI	BB	SO	LOB	TOP									
8 Desmond Jennings, R OBP: 0.375, SLG: 0.500										4	0	1	0	0	1	0	<b>Tampa Bay Rays @ New York Yankees</b> Yankee Stadium, Bronx, NY Wed Sep 21 2011, 8:08 PM - 11:07 PM EDT Att: 45,586 - Cloudy - 68 F									
2 B.J. Upton, R OBP: 0.321, SLG: 0.411										4	0	2	0	0	0	0										
3 Evan Longoria, R OBP: 0.347, SLG: 0.483										2	0	0	0	2	0	1										
18 Ben Zobrist, S OBP: 0.349, SLG: 0.452										4	0	0	0	0	3	4										
22 Johnny Damon, L OBP: 0.318, SLG: 0.406										4	0	0	0	0	0	1										
1 Sean Rodriguez, R OBP: 0.319, SLG: 0.366										3	1	2	1	0	0	1										
24 Dan Johnson, L OBP: 0.172, SLG: 0.160										1	0	0	0	0	0	0										
11 Casey Kotchman, L OBP: 0.379, SLG: 0.430										4	0	2	0	0	0	2										
11 Brandon Guyer, R OBP: 0.189, SLG: 0.378										3	0	0	0	0	2	3										
20 Matt Joyce, L OBP: 0.349, SLG: 0.482										1	0	0	0	0	1	1										
10 Kelly Shoppach, R OBP: 0.267, SLG: 0.319										3	1	1	1	0	0	0										
<b>Inning Stats</b>	R: 0 E: 0 K: 1 S: 8	H: 1 LOB: 0 BB: 0 P: 11	R: 0 E: 1 K: 2 S: 21	H: 1 LOB: 2 BB: 0 P: 30	R: 0 E: 0 K: 0 S: 4	H: 0 LOB: 0 BB: 0 P: 6	R: 0 E: 0 K: 1 S: 10	H: 0 LOB: 1 BB: 1 P: 20	R: 1 E: 0 K: 0 S: 7	H: 2 LOB: 0 BB: 0 P: 12	R: 0 E: 0 K: 1 S: 5	H: 0 LOB: 0 BB: 0 P: 8	R: 1 E: 0 K: 1 S: 13	H: 1 LOB: 0 BB: 0 P: 19	R: 0 E: 0 K: 0 S: 13	H: 2 LOB: 2 BB: 1 P: 22	R: 0 E: 0 K: 1 S: 12	H: 1 LOB: 1 BB: 0 P: 18	1B: 6 2B: 2 3B: 0 HR: 2	SF: 0 SAC: 0 DP: 3 HBP: 0	WP: 0 PB: 0 SB: 0 CS: 0	PA: 35				
<b>PITCHER</b>	IP WLS BF H R ER SO BB IBB HBP BLK WP HR S P ERA WHIP																									
52 CC Sabathia, L ERA: 3.0	7.1		30	7	2	2	6	2	0	0	0	0	0	0	0	0	2	80	127	2.46	1.227					
30 David Robertson, R ERA: 1.11	0.2	W	1	0	0	0	0	0	0	0	0	0	0	0	0	0	0	1	1	0.00	0.000					
29 Rafael Soriano, R ERA: 3.62	1.0	S	4	1	0	0	1	0	0	0	0	0	0	0	0	0	0	12	18	0.00	1.000					

Batter	1	2	3	4	5	6	7	8	9	AB	R	H	RBI	BB	SO	LOB	BOTTOM					
11 Brett Gardner, L OBP: 0.347, SLG: 0.374										2	0	0	0	1	0	0	<b>Tampa Bay Rays @ New York Yankees</b> Yankee Stadium, Bronx, NY Wed Sep 21 2011, 8:08 PM - 11:07 PM EDT Att: 45,586 - Cloudy - 68 F					
33 Nick Swisher, S OBP: 0.374, SLG: 0.451										1	0	1	0	0	0	0						
67 Greg Golson, R OBP: 0.500, SLG: 0.500										0	1	0	0	0	0	0						
14 Curtis Granderson, L OBP: 0.372, SLG: 0.510										4	1	1	0	0	1	2						
25 Mark Teixeira, S OBP: 0.339, SLG: 0.485										2	1	0	0	2	0	0						
24 Robinson Cano, L OBP: 0.352, SLG: 0.539										2	1	1	1	2	0	0						
63 Jesus Montero, R OBP: 0.327, SLG: 0.489										3	0	0	0	0	1	2						
20 Jorge Posada, S OBP: 0.316, SLG: 0.401										1	0	1	2	0	0	0						
12 Eric Chavez, L OBP: 0.319, SLG: 0.362										3	0	0	0	1	1	2						
55 Russell Martin, R OBP: 0.323, SLG: 0.404										3	0	0	0	0	0	2						
41 Chris Dickerson, L OBP: 0.341, SLG: 0.436										3	0	0	0	0	0	0						
26 Eduardo Núñez, R OBP: 0.307, SLG: 0.384										3	0	0	0	0	1	0						
<b>Inning Stats</b>	R: 0 E: 0 K: 1 S: 8	H: 0 LOB: 0 BB: 0 P: 13	R: 1 E: 0 K: 2 S: 10	H: 1 LOB: 0 BB: 0 P: 17	R: 0 E: 0 K: 0 S: 9	H: 0 LOB: 0 BB: 0 P: 13	R: 1 E: 0 K: 0 S: 4	H: 1 LOB: 2 BB: 3 P: 18	R: 0 E: 0 K: 0 S: 8	H: 0 LOB: 0 BB: 1 P: 15	R: 0 E: 0 K: 0 S: 9	H: 0 LOB: 0 BB: 0 P: 14	R: 0 E: 0 K: 0 S: 5	H: 0 LOB: 0 BB: 0 P: 6	R: 2 E: 0 K: 1 S: 14	H: 2 LOB: 2 BB: 2 P: 26	R: 0 E: 0 K: 1 S: 12	H: 1 LOB: 1 BB: 0 P: 18	1B: 1 2B: 2 3B: 0 HR: 1	SF: 0 SAC: 0 DP: 1 HBP: 0	WP: 1 PB: 0 SB: 0 CS: 0	PA: 33
<b>PITCHER</b>	IP WLS BF H R ER SO BB IBB HBP BLK WP HR S P ERA WHIP																					
58 Jeremy Hellickson, R ERA: 2.9	7.0		26	2	2	2	3	3	1	1	53	96	13.50	1.500								
57 Jake McGee, L ERA: 4.91	0.2	L	3	1	1	1	1	0	0	0	10	14										
37 Juan Cruz, R ERA: 3.91	0.0		1	0	0	0	0	1	0	0	0	4										
27 César Ramos, L ERA: 4.1	0.0		1	0	0	0	0	0	1	0	1	5										
47 Brandon Gomes, R ERA: 3.21	0.1		2	1	1	1	0	0	0	0	3	3	27.00	3.000								

AB 33  
R 2  
H 8  
RBI 2  
BB 2  
SO 7  
LOB 13



AB 27  
R 4  
H 4  
RBI 3  
BB 6  
SO 4  
LOB 8





Batter	1	2	3	4	5	6	7	8	9	AB	R	H	RBI	BB	SO	LOB	TOP					
8 Desmond Jennings, R OBP: 0.376, SLG: 0.498 24 Dan Johnson, L OBP: 0.179, SLG: 0.157										3	3	1	0	1	0	2						
2 B.J. Upton, R OBP: 0.325, SLG: 0.423 11 Brandon Guyer, R OBP: 0.205, SLG: 0.368										4	4	3	3	0	0	0						
3 Evan Longoria, R OBP: 0.360, SLG: 0.485 1 Sean Rodriguez, R OBP: 0.322, SLG: 0.367										2	2	1	1	1	0	0						
20 Matt Joyce, L OBP: 0.351, SLG: 0.480 5 Sam Fuld, L OBP: 0.311, SLG: 0.360										4	0	1	2	1	0	4						
22 Johnny Damon, L OBP: 0.320, SLG: 0.414 45 Russ Canzler, R OBP: 0.500, SLG: 0.500										2	2	2	3	0	0	0						
18 Ben Zobrist, S OBP: 0.351, SLG: 0.459 9 Elliot Johnson, S OBP: 0.257, SLG: 0.338										4	2	3	3	0	0	1						
11 Casey Kotchman, L OBP: 0.273, SLG: 0.400										3	0	1	0	1	0	2						
28 John Jaso, L OBP: 0.295, SLG: 0.351										6	0	1	0	0	2	8						
15 Reid Brignac, L OBP: 0.222, SLG: 0.216										6	0	1	1	0	0	1						
<b>Inning Stats</b>	R: 3 E: 1 K: 0 S: 14	H: 3 LOB: 1 BB: 1 P: 21	R: 2 E: 1 K: 1 S: 15	H: 2 LOB: 1 BB: 0 P: 20	R: 2 E: 0 K: 0 S: 9	H: 2 LOB: 0 BB: 0 P: 15	R: 5 E: 1 K: 0 S: 20	H: 4 LOB: 2 BB: 2 P: 37	R: 1 E: 0 K: 1 S: 14	H: 4 LOB: 3 BB: 0 P: 19	R: 0 E: 0 K: 0 S: 4	H: 0 LOB: 0 BB: 0 P: 4	R: 0 E: 1 K: 0 S: 19	H: 1 LOB: 3 BB: 1 P: 31	R: 2 E: 0 K: 1 S: 11	H: 0 LOB: 3 BB: 4 P: 34	R: 0 E: 0 K: 0 S: 5	H: 1 LOB: 1 BB: 0 P: 8	1B: 12 2B: 1 3B: 1 HR: 3	SF: 3 SAC: 0 DP: 1 HBP: 2	WP: 0 PB: 0 SB: 0 CS: 0	PA: 56
<b>PITCHER</b>	IP: 3.0 WLS: L BF: 18 ERA: 4.02	H: 7 R: 5 ER: 3 SO: 1	BB: 1 IBB: 0 HBP: 1 BLK: 0	WP: 0 HR: 1 S: 38 P: 56	ERA: 15.00 WHIP: 2.667	IP: 1.1 WLS: 5 BF: 5 ERA: 2.45	H: 1 R: 0 ER: 0 SO: 1	BB: 0 IBB: 0 HBP: 0 BLK: 0	WP: 0 HR: 0 S: 9 P: 15	ERA: 0.00 WHIP: 0.750												
40 Bartolo Colon, R ERA: 4.02	41 Scott Proctor, L ERA: 6.51	22 Aaron Laffey, L ERA: 4.14	66 Andrew Brackman, R ERA: 27.0	68 Dellin Betances, R ERA: 27.0	70 George Kontos, R ERA: 2.45																	
2 Derek Jeter, R OBP: 0.354, SLG: 0.383 41 Chris Dickerson, L OBP: 0.333, SLG: 0.419										2	0	0	0	0	2	0						
26 Eduardo Núñez, R OBP: 0.312, SLG: 0.386										4	2	2	0	1	1	1						
25 Mark Teixeira, S OBP: 0.338, SLG: 0.483 71 Austin Romine, R OBP: 0.250, SLG: 0.182										2	0	0	0	0	1	1						
33 Nick Swisher, S OBP: 0.375, SLG: 0.452 19 Ramiro Pena, S OBP: 0.162, SLG: 0.206										1	0	1	0	0	0	0						
18 Andruw Jones, R OBP: 0.355, SLG: 0.489										5	2	2	3	0	2	3						
63 Jesus Montero, R OBP: 0.389, SLG: 0.542										3	0	3	2	2	0	0						
20 Jorge Posada, S OBP: 0.315, SLG: 0.398										5	0	1	0	0	4	7						
60 Brandon Laird, R OBP: 0.267, SLG: 0.154										5	0	1	0	0	2	5						
67 Greg Golson, R OBP: 0.143, SLG: 0.143										5	0	0	0	0	1	3						
<b>Inning Stats</b>	R: 0 E: 0 K: 2 S: 12	H: 0 LOB: 0 BB: 0 P: 18	R: 0 E: 0 K: 3 S: 14	H: 1 LOB: 2 BB: 1 P: 22	R: 0 E: 0 K: 2 S: 11	H: 1 LOB: 1 BB: 0 P: 16	R: 0 E: 0 K: 2 S: 10	H: 1 LOB: 1 BB: 0 P: 13	R: 0 E: 0 K: 2 S: 12	H: 1 LOB: 1 BB: 0 P: 15	R: 2 E: 0 K: 2 S: 17	H: 4 LOB: 2 BB: 0 P: 20	R: 4 E: 0 K: 1 S: 20	H: 5 LOB: 1 BB: 0 P: 27	R: 2 E: 1 K: 1 S: 12	H: 1 LOB: 3 BB: 3 P: 28	R: 0 E: 0 K: 0 S: 7	H: 0 LOB: 0 BB: 0 P: 13	1B: 12 2B: 1 3B: 0 HR: 1	SF: 0 SAC: 0 DP: 0 HBP: 0	WP: 2 PB: 0 SB: 0 CS: 0	PA: 46
<b>PITCHER</b>	IP: 5.0 WLS: W BF: 20 ERA: 2.89	H: 8 R: 6 ER: 6 SO: 2	BB: 0 IBB: 0 HBP: 0 BLK: 0	WP: 1 HR: 1 S: 59 P: 84	ERA: 0.00 WHIP: 1.000	IP: 1.0 WLS: 3 BF: 3 ERA: 3.83	H: 0 R: 0 ER: 0 SO: 0	BB: 0 IBB: 0 HBP: 0 BLK: 0	WP: 0 HR: 0 S: 7 P: 13	ERA: 0.00 WHIP: 0.000												
55 Matt Moore, L ERA: 2.89	49 Dane De La Rosa, R ERA: 14.1	54 Alex Torres, L ERA: 9.0	47 Brandon Gomes, R ERA: 3.18	57 Jake McGee, L ERA: 4.65	37 Juan Cruz, R ERA: 3.83																	

Tampa Bay Rays @ New York Yankees  
Yankee Stadium, Bronx, NY  
Thu Sep 22 2011, 7:09 PM - 10:43 PM EDT  
Att: 47,470 - Cloudy - 72 F

AB 43  
R 15  
H 17  
RBI 14  
BB 8  
SO 3  
LOB 24



Tampa Bay Rays @ New York Yankees  
Yankee Stadium, Bronx, NY  
Thu Sep 22 2011, 7:09 PM - 10:43 PM EDT  
Att: 47,470 - Cloudy - 72 F

AB 42  
R 8  
H 14  
RBI 7  
BB 4  
SO 15  
LOB 22





Batter	1	2	3	4	5	6	7	8	9	AB	R	H	RBI	BB	SO	LOB	TOP					
18 Mike McCoy, R OBP: 0.305, SLG: 0.274										3	2	1	0	1	1	0	Toronto Blue Jays @ Tampa Bay Rays Tropicana Field, St. Petersburg, FL Fri Sep 23 2011, 7:12 PM - 10:04 PM EDT Att: 18,093 - Dome - 72 F					
14 Eric Thames, L OBP: 0.315, SLG: 0.465										4	0	1	1	0	2	1						
19 José Bautista, R OBP: 0.447, SLG: 0.611										3	0	0	0	1	1	1						
10 Edwin Encarnación, R OBP: 0.335, SLG: 0.459										4	0	0	0	0	0	4						
2 Kelly Johnson, L OBP: 0.302, SLG: 0.416										4	1	2	2	0	0	0						
8 José Molina, R OBP: 0.341, SLG: 0.410										4	0	0	0	0	3	0						
28 Colby Rasmus, L OBP: 0.304, SLG: 0.398										4	0	0	0	0	1	0						
9 J.P. Arencibia, R OBP: 0.281, SLG: 0.449										4	1	2	0	0	1	0						
30 David Cooper, L OBP: 0.290, SLG: 0.390										4	1	0	0	0	0	2						
<b>Inning Stats</b>	R: 0 H: 0 E: 0 K: 2 S: 9	H: 0 LOB: 0 BB: 0 P: 12	R: 0 H: 0 E: 0 K: 0 S: 6	H: 0 LOB: 0 BB: 0 P: 9	R: 3 H: 3 E: 0 K: 0 S: 16	H: 3 LOB: 3 BB: 1 P: 31	R: 0 H: 0 E: 0 K: 2 S: 9	H: 0 LOB: 0 BB: 0 P: 16	R: 1 H: 1 E: 0 K: 1 S: 12	H: 1 LOB: 1 BB: 1 P: 19	R: 0 H: 0 E: 0 K: 1 S: 12	H: 0 LOB: 0 BB: 0 P: 16	R: 0 H: 0 E: 0 K: 0 S: 10	H: 0 LOB: 0 BB: 0 P: 15	R: 0 H: 1 E: 0 K: 1 S: 11	H: 1 LOB: 1 BB: 0 P: 18		1B: 5 2B: 0 3B: 0 HR: 1	SF: 0 SAC: 0 DP: 0 HBP: 0	WP: 0 PB: 0 SB: 1 CS: 0	PA: 36	
<b>PITCHER</b>	IP WLS BF H R ER SO	IP WLS BF H R ER SO	IP WLS BF H R ER SO	IP WLS BF H R ER SO	IP WLS BF H R ER SO	IP WLS BF H R ER SO	IP WLS BF H R ER SO	IP WLS BF H R ER SO	IP WLS BF H R ER SO	IP WLS BF H R ER SO	IP WLS BF H R ER SO	IP WLS BF H R ER SO	IP WLS BF H R ER SO	IP WLS BF H R ER SO	IP WLS BF H R ER SO	IP WLS BF H R ER SO	ERA WHIP	ERA WHIP	ERA WHIP	ERA WHIP		
14 David Price, L ERA: 3.35	6.0	L	26	5	5	2	7	1	1	0	0	0	0	0	0	0	0	3.00	1.000			
27 César Ramos, L ERA: 4.01	1.0		3	0	0	0	1	0	0	0	0	0	0	0	0	0	12	16	0.00	0.000		
49 Dane De La Rosa, R ERA: 12.0	1.0		3	0	0	0	1	0	0	0	0	0	0	0	0	0	10	15	0.00	0.000		
39 J.P. Howell, L ERA: 6.16	1.0		4	1	0	0	1	0	0	0	0	0	0	0	0	0	11	18	0.00	1.000		

Batter	1	2	3	4	5	6	7	8	9	AB	R	H	RBI	BB	SO	LOB	BOTTOM					
8 Desmond Jennings, R OBP: 0.375, SLG: 0.491										3	0	0	0	1	0	1	Toronto Blue Jays @ Tampa Bay Rays Tropicana Field, St. Petersburg, FL Fri Sep 23 2011, 7:12 PM - 10:04 PM EDT Att: 18,093 - Dome - 72 F					
2 B.J. Upton, R OBP: 0.325, SLG: 0.421										3	0	0	0	1	1	1						
16 Justin Ruggiano, R OBP: 0.273, SLG: 0.400										0	0	0	0	0	0	0						
3 Evan Longoria, R OBP: 0.348, SLG: 0.482										3	0	0	0	0	2	2						
22 Johnny Damon, L OBP: 0.321, SLG: 0.412										2	1	0	0	2	0	1						
18 Ben Zobrist, S OBP: 0.349, SLG: 0.456										4	0	0	0	0	2	3						
11 Casey Kotchman, L OBP: 0.379, SLG: 0.428										4	0	1	0	0	2	1						
20 Matt Joyce, L OBP: 0.352, SLG: 0.480										4	0	2	1	0	0	1						
1 Sean Rodríguez, R OBP: 0.324, SLG: 0.365										2	0	0	0	2	1	2						
10 Kelly Shoppach, R OBP: 0.264, SLG: 0.314										3	0	0	0	0	2	4						
<b>Inning Stats</b>	R: 0 H: 0 E: 0 K: 3 S: 14	H: 1 LOB: 2 BB: 0 P: 29	R: 0 H: 1 E: 0 K: 3 S: 13	H: 0 LOB: 0 BB: 0 P: 19	R: 0 H: 0 E: 0 K: 0 S: 9	H: 0 LOB: 0 BB: 0 P: 12	R: 0 H: 0 E: 0 K: 1 S: 6	H: 0 LOB: 0 BB: 0 P: 10	R: 0 H: 0 E: 0 K: 0 S: 5	H: 0 LOB: 0 BB: 1 P: 10	R: 0 H: 0 E: 0 K: 0 S: 9	H: 0 LOB: 0 BB: 0 P: 12	R: 0 H: 1 E: 0 K: 2 S: 12	H: 1 LOB: 2 BB: 1 P: 21	R: 0 H: 0 E: 0 K: 1 S: 6	H: 0 LOB: 0 BB: 1 P: 13	R: 1 H: 1 E: 0 K: 0 S: 16	H: 1 LOB: 1 BB: 1 P: 28	1B: 3 2B: 0 3B: 0 HR: 0	SF: 0 SAC: 0 DP: 1 HBP: 1	WP: 1 PB: 0 SB: 1 CS: 1	PA: 35
<b>PITCHER</b>	IP WLS BF H R ER SO	IP WLS BF H R ER SO	IP WLS BF H R ER SO	IP WLS BF H R ER SO	IP WLS BF H R ER SO	IP WLS BF H R ER SO	IP WLS BF H R ER SO	IP WLS BF H R ER SO	IP WLS BF H R ER SO	IP WLS BF H R ER SO	IP WLS BF H R ER SO	IP WLS BF H R ER SO	IP WLS BF H R ER SO	IP WLS BF H R ER SO	IP WLS BF H R ER SO	IP WLS BF H R ER SO	ERA WHIP	ERA WHIP	ERA WHIP	ERA WHIP		
23 Brandon Morrow, R ERA: 4.78	7.0	W	27	2	0	0	0	4	0	1	0	0	0	0	0	0	0.00	0.857				
34 Joel Carreno, R ERA: 1.15	1.0		3	0	0	0	1	1	0	0	0	0	0	0	0	6	13	0.00	1.000			
47 Luis Perez, L ERA: 5.2	1.0		5	1	1	1	0	1	0	0	0	0	0	0	0	16	28	9.00	2.000			

AB	34
R	5
H	6
RBI	3
BB	2
SO	9
LOB	8



AB	28
R	1
H	3
RBI	1
BB	6
SO	10
LOB	16






Batter	1	2	3	4	5	6	7	8	9	AB	R	H	RBI	BB	SO	LOB	TOP										
18 Mike McCoy, R OBP: 0.300, SLG: 0.268	F9	F8			K		G5-3			4	0	0	0	0	1	0											
14 Eric Thames, L OBP: 0.315, SLG: 0.461	HR		F7		K			F7		3	1	0	0	1	1	0											
19 José Bautista, R OBP: 0.448, SLG: 0.618	HR		1B					G6-3		3	1	2	2	0	0	0											
2 Kelly Johnson, L OBP: 0.304, SLG: 0.416	F8		1B		G4-3					4	0	2	0	0	0	1											
10 Edwin Encarnación, R OBP: 0.337, SLG: 0.457	2B		1B							2	0	0	0	2	1	1											
28 Colby Rasmus, L OBP: 0.304, SLG: 0.399	2B		G4-3							4	0	1	0	0	2	2											
30 David Cooper, L OBP: 0.274, SLG: 0.365	G6-3				L5		P2			4	0	0	0	0	0	2											
9 J.P. Arencibia, R OBP: 0.280, SLG: 0.447		F8					K			4	0	1	0	0	2	0											
39 Adam Loewen, L OBP: 0.310, SLG: 0.320					K		K			3	0	0	0	0	3	0											
<b>Inning Stats</b>	R: 2 H: 2 E: 0 K: 0 S: 19	H: 2 BB: 2 P: 38	R: 0 H: 0 E: 0 K: 1 S: 7	H: 0 LOB: 0 BB: 0 P: 13	R: 0 H: 2 E: 0 K: 0 S: 9	H: 2 LOB: 2 BB: 1 P: 17	R: 0 H: 1 E: 0 K: 1 S: 6	H: 1 LOB: 0 BB: 0 P: 9	R: 0 H: 0 E: 0 K: 2 S: 12	H: 0 LOB: 0 BB: 0 P: 21	R: 0 H: 0 E: 0 K: 1 S: 9	H: 0 LOB: 0 BB: 0 P: 12	R: 0 H: 1 E: 0 K: 1 S: 9	H: 1 LOB: 0 BB: 0 P: 16	R: 0 H: 0 E: 0 K: 2 S: 11	H: 0 LOB: 0 BB: 0 P: 17	1B: 4 2B: 1 3B: 0 HR: 1	SF: 0 SAC: 0 DP: 0 HBP: 1	WP: 0 PB: 0 SB: 0 CS: 1	PA: 35							
<b>PITCHER</b>	IP	WLS	BF	H	R	ER	SO	BB	IBB	HBP	BLK	WP	HR	S	P	ERA	WHIP										
34 Jeff Niemann, R ERA: 4.06	1.0		7	2	2	2	0	2	0	0	0	0	1	19	38	18.00	4.000										
54 Alex Torres, L ERA: 3.39	5.0	W	18	3	0	0	5	0	1	1	0	0	0	43	71	0.00	0.600										
47 Brandon Gomes, R ERA: 3.09	1.0	H	3	0	0	0	2	0	0	0	0	0	0	9	12	0.00	0.000										
62 Joel Peralta, R ERA: 3.02	1.0	H	4	1	0	0	1	0	0	0	0	0	0	9	16	0.00	1.000										
43 Kyle Farnsworth, R ERA: 2.28	1.0		3	0	0	0	2	0	0	0	0	0	0	11	17	0.00	0.000										

Toronto Blue Jays @ Tampa Bay Rays  
Tropicana Field, St. Petersburg, FL  
Sat Sep 24 2011, 7:13 PM - 9:46 PM EDT  
Att: 27,773 - Dome - 72 F

livebaseballscores.com

AB 31  
R 2  
H 6  
RBI 2  
BB 3  
SO 10  
LOB 6




Batter	1	2	3	4	5	6	7	8	9	AB	R	H	RBI	BB	SO	LOB	BOTTOM										
8 Desmond Jennings, R OBP: 0.373, SLG: 0.485	L6		G6-4-3 HBP		K			G5-3		3	0	0	0	0	1	1											
2 B.J. Upton, R OBP: 0.326, SLG: 0.420	3S E 1B		P2		FC5-4 3CS			22 HR BB		3	2	1	0	1	0	2											
3 Evan Longoria, R OBP: 0.346, SLG: 0.478	K		G6-4-3		CS		G6-3	E6 22 HR		4	1	0	0	0	1	3											
18 Ben Zobrist, S OBP: 0.349, SLG: 0.460	E6 22 2B				G6-3		G6-3	F9		4	2	1	1	0	0	2											
22 Johnny Damon, L OBP: 0.325, SLG: 0.423	1 WP 2B				G6-3		G6-3	1 S 1B		3	1	3	4	1	0	0											
1 Sean Rodriguez, R OBP: 0.321, SLG: 0.361	F8		G6-3		K		K	L3		4	0	0	0	0	1	3											
11 Casey Kotchman, L OBP: 0.379, SLG: 0.426		F7			K		20 G4-6-3 HBP			2	0	0	0	0	1	1											
20 Matt Joyce, L OBP: 0.350, SLG: 0.477		K			L1-6-3		G4-6-3			3	0	0	0	0	1	2											
21 Jose Lobaton, S OBP: 0.237, SLG: 0.152		G1-3					G6-3			3	0	1	0	0	0	0											
<b>Inning Stats</b>	R: 2 H: 2 E: 1 K: 1 S: 15	H: 2 LOB: 1 BB: 0 P: 26	R: 0 H: 0 E: 0 K: 1 S: 5	H: 0 LOB: 0 BB: 0 P: 8	R: 0 H: 0 E: 0 K: 0 S: 3	H: 0 LOB: 0 BB: 0 P: 7	R: 1 H: 1 E: 0 K: 1 S: 10	H: 1 LOB: 1 BB: 1 P: 20	R: 0 H: 1 E: 0 K: 1 S: 9	H: 1 LOB: 0 BB: 0 P: 12	R: 0 H: 1 E: 0 K: 1 S: 8	H: 1 LOB: 0 BB: 0 P: 16	R: 0 H: 0 E: 0 K: 0 S: 5	R: 3 H: 1 E: 1 K: 0 S: 11	H: 1 LOB: 0 BB: 1 P: 22	1B: 3 2B: 1 3B: 0 HR: 2	SF: 0 SAC: 0 DP: 2 HBP: 2	WP: 1 PB: 0 SB: 3 CS: 1	PA: 34								
<b>PITCHER</b>	IP	WLS	BF	H	R	ER	SO	BB	IBB	HBP	BLK	WP	HR	S	P	ERA	WHIP										
24 Ricky Romero, L ERA: 2.92	7.2	L	32	6	6	1	5	2	0	2	0	0	2	63	114	1.17	1.043										
44 Casey Janssen, R ERA: 2.33	0.1		1	0	0	0	0	0	0	0	0	0	0	3	4	0.00	0.000										

Toronto Blue Jays @ Tampa Bay Rays  
Tropicana Field, St. Petersburg, FL  
Sat Sep 24 2011, 7:13 PM - 9:46 PM EDT  
Att: 27,773 - Dome - 72 F

livebaseballscores.com

AB 29  
R 6  
H 6  
RBI 5  
BB 2  
SO 5  
LOB 14









Batter	1	2	3	4	5	6	7	8	9	AB	R	H	RBI	BB	SO	LOB	TOP					
2 Derek Jeter, R OBP: 0.356, SLG: 0.390										3	0	0	0	1	1	0	<b>New York Yankees @ Tampa Bay Rays</b> Tropicana Field, St. Petersburg, FL Mon Sep 26 2011, 7:12 PM - 10:18 PM EDT Att: 18,772 - Dome - 72 F					
14 Curtis Granderson, L OBP: 0.366, SLG: 0.507										4	0	0	0	0	1	2						
24 Robinson Cano, L OBP: 0.352, SLG: 0.539										4	1	2	2	0	1	0						
13 Alex Rodriguez, R OBP: 0.361, SLG: 0.464										4	0	1	0	0	0	2						
20 Jorge Posada, S OBP: 0.318, SLG: 0.404										4	0	0	0	0	0	4						
12 Eric Chavez, L OBP: 0.318, SLG: 0.354											3	0	0	0	1	0						
55 Russell Martin, R OBP: 0.325, SLG: 0.402										2	0	1	0	0	1	0						
71 Austin Romine, R OBP: 0.211, SLG: 0.167										1	0	0	0	0	0	0						
63 Jesus Montero, R OBP: 0.431, SLG: 0.632										1	0	0	0	0	0	1						
26 Eduardo Núñez, R OBP: 0.310, SLG: 0.382										2	0	1	0	1	0	1						
11 Brett Gardner, L OBP: 0.343, SLG: 0.370										3	1	1	0	0	0	2						
<b>Inning Stats</b>	R: 1 H: 1 E: 0 K: 2 S: 9	H: 1 LOB: 0 BB: 0 P: 18	R: 0 H: 1 E: 0 K: 0 S: 6	H: 1 LOB: 1 BB: 0 P: 10	R: 1 H: 2 E: 0 K: 0 S: 9	H: 2 LOB: 2 BB: 1 P: 22	R: 0 H: 1 E: 0 K: 1 S: 7	H: 1 LOB: 1 BB: 0 P: 12	R: 0 H: 0 E: 0 K: 0 S: 5	H: 0 LOB: 0 BB: 0 P: 7	R: 0 H: 1 E: 0 K: 0 S: 9	H: 1 LOB: 0 BB: 0 P: 15	R: 0 H: 0 E: 0 K: 0 S: 7	H: 0 LOB: 0 BB: 1 P: 11	R: 0 H: 0 E: 0 K: 1 S: 8	H: 0 LOB: 1 BB: 1 P: 10	R: 0 H: 0 E: 1 K: 0 S: 8	H: 0 LOB: 1 BB: 1 P: 18	1B: 4 2B: 1 3B: 0 HR: 1	SF: 0 SAC: 0 DP: 2 HBP: 0	WP: 0 PB: 0 SB: 0 CS: 0	PA: 34
<b>PITCHER</b>	IP	WLS	BF	H	R	ER	SO	BB	IBB	HBP	BLK	WP	HR	S	P	ERA	WHIP					
33 James Shields, R ERA: 2.82	8.2	W	33	6	2	2	4	3	0	0	0	0	1	64	117	2.08	1.038					
43 Kyle Farnsworth, R ERA: 2.26	0.1	S	1	0	0	0	0	0	0	0	0	0	0	4	6	0.00	0.000					

AB	31
R	2
H	6
RBI	2
BB	3
SO	4
LOB	12



Batter	1	2	3	4	5	6	7	8	9	AB	R	H	RBI	BB	SO	LOB	BOTTOM				
8 Desmond Jennings, R OBP: 0.368, SLG: 0.470											3	1	0	0	2	1	0				
2 B.J. Upton, R OBP: 0.329, SLG: 0.430											4	2	2	2	1	0	2				
3 Evan Longoria, R OBP: 0.350, SLG: 0.483											1	0	1	0	3	0	0				
18 Ben Zobrist, S OBP: 0.352, SLG: 0.465											2	0	0	0	2	1	4				
22 Johnny Damon, L OBP: 0.324, SLG: 0.420											3	0	1	2	0	0	2				
20 Matt Joyce, L OBP: 0.350, SLG: 0.477											4	0	2	0	0	1	2				
1 Sean Rodriguez, R OBP: 0.320, SLG: 0.358											0	0	0	0	0	0	0				
11 Casey Kotchman, L OBP: 0.377, SLG: 0.422											4	0	1	0	0	0	2				
10 Kelly Shoppach, R OBP: 0.272, SLG: 0.349											4	1	1	1	0	1	3				
15 Reid Brignac, L OBP: 0.223, SLG: 0.216											4	1	1	0	0	2	2				
<b>Inning Stats</b>	R: 0 H: 1 E: 0 K: 1 S: 11	H: 1 LOB: 1 BB: 1 P: 20	R: 0 H: 1 E: 0 K: 0 S: 8	H: 1 LOB: 0 BB: 0 P: 17	R: 3 H: 4 E: 0 K: 1 S: 24	H: 4 LOB: 1 BB: 1 P: 36	R: 1 H: 1 E: 0 K: 1 S: 11	H: 1 LOB: 0 BB: 0 P: 19	R: 0 H: 0 E: 0 K: 0 S: 10	H: 0 LOB: 2 BB: 2 P: 23	R: 0 H: 1 E: 0 K: 2 S: 11	H: 1 LOB: 1 BB: 0 P: 18	R: 1 H: 0 E: 0 K: 1 S: 13	H: 0 LOB: 2 BB: 3 P: 31	R: 0 H: 1 E: 0 K: 0 S: 8	H: 1 LOB: 2 BB: 1 P: 16	1B: 5 2B: 5 3B: 0 HR: 1	SF: 1 SAC: 0 DP: 2 HBP: 0	WP: 2 PB: 0 SB: 1 CS: 1	PA: 39	
<b>PITCHER</b>	IP	WLS	BF	H	R	ER	SO	BB	IBB	HBP	BLK	WP	HR	S	P	ERA	WHIP				
64 Hector Noesi, R ERA: 4.47	2.0	L	12	5	3	3	3	2	0	0	0	0	1	20	33	4.50	1.000				
61 Raul Valdes, L ERA: 3.27	2.0		6	2	1	1	2	0	0	0	0	0	0	18	36	0.00	1.800				
65 Phil Hughes, R ERA: 5.86	1.2		8	1	0	0	1	2	0	0	0	0	0	8	21	13.50	3.000				
70 George Kontos, R ERA: 3.38	0.2		4	0	1	1	1	2	0	0	0	0	0	11	21	0.00	2.000				
38 Luis Ayala, R ERA: 1.64	1.0		5	1	0	0	1	1	0	0	0	0	0	11	21	0.00	2.000				
<b>PITCHER</b>	IP	WLS	BF	H	R	ER	SO	BB	IBB	HBP	BLK	WP	HR	S	P	ERA	WHIP				
66 Andrew Brackman, R ERA: 0.2	0.2		3	0	0	0	0	1	0	0	0	0	0	5	10	0.00	1.500				

AB	29
R	5
H	9
RBI	5
BB	8
SO	6
LOB	17





















Batter	1	2	3	4	5	6	7	8	9	AB	R	H	RBI	BB	SO	LOB	TOP										
5 Ian Kinsler, R OBP: 0.357, SLG: 0.417										4	1	1	0	1	1	2	<p><b>Texas Rangers @ Tampa Bay Rays</b> Tropicana Field, St. Petersburg, FL Mon Oct 03 2011, 5:09 PM - 8:59 PM EDT Att: 32,828 - Dome - 72 F</p> <p>livebaseballscorecards.com</p>										
1 Elvis Andrus, R OBP: 0.357, SLG: 0.182										4	0	2	0	1	1	1											
32 Josh Hamilton, L OBP: 0.417, SLG: 0.455										4	0	1	2	0	0	3											
10 Michael Young, R OBP: 0.167, SLG: 0.167										4	0	0	0	0	1	3											
29 Adrián Beltré, R OBP: 0.167, SLG: 0.091										4	1	1	0	0	0	0											
25 Mike Napoli, R OBP: 0.455, SLG: 0.700										3	1	2	2	1	0	0											
17 Nelson Cruz, R OBP: 0.091, SLG: 0.091										4	0	0	0	0	0	2											
18 Mitch Moreland, L OBP: 0.250, SLG: 0.571										4	0	0	0	0	1	1											
23 Craig Gentry, R OBP: 0.571, SLG: 0.400										3	1	2	0	1	0	0											
<b>Inning Stats</b>	R: 0 E: 0 K: 0 S: 6	H: 1 LOB: 1 BB: 0 P: 11	R: 0 E: 0 K: 0 S: 9	H: 1 LOB: 1 BB: 0 P: 13	R: 0 E: 0 K: 1 S: 8	H: 0 LOB: 0 BB: 0 P: 15	R: 0 E: 0 K: 1 S: 7	H: 0 LOB: 0 BB: 0 P: 10	R: 0 E: 0 K: 1 S: 10	H: 1 LOB: 2 BB: 1 P: 18	R: 4 E: 0 K: 0 S: 21	H: 4 LOB: 1 BB: 2 P: 37	R: 0 E: 0 K: 1 S: 10	H: 0 LOB: 1 BB: 1 P: 17	R: 0 E: 0 K: 0 S: 11	H: 1 LOB: 1 BB: 0 P: 16		1B: 7 2B: 1 3B: 0 HR: 1	SF: 0 SAC: 0 DP: 0 HBP: 0	WP: 1 PB: 0 SB: 4 CS: 2	PA: 39						
<b>PITCHER</b>	IP	WLS	BF	H	R	ER	SO	BB	IBB	HBP	BLK	WP	HR	S	P	ERA	WHIP										
14 David Price, L ERA: 4.05	6.2	L	27	7	3	3	3	1	0	0	0	1	1	64	102	4.05	1.200										
47 Brandon Gomes, R ERA: 7.71	0.0		2	0	0	0	0	2	0	0	0	0	0	1	9	∞	∞										
39 J.P. Howell, L ERA: 7.71	0.0		1	1	1	0	0	0	0	0	0	0	0	2	2	∞	∞										
37 Juan Cruz, R ERA: 7.71	1.1		4	0	0	0	1	1	0	0	0	0	0	13	21	0.00	0.750										
62 Joel Peralta, R ERA: 7.71	1.0		4	1	0	0	0	0	0	0	0	0	0	11	16	0.00	1.000										

Batter	1	2	3	4	5	6	7	8	9	AB	R	H	RBI	BB	SO	LOB	BOTTOM										
8 Desmond Jennings, R OBP: 0.462, SLG: 1.000										4	2	2	2	0	0	1	<p><b>Texas Rangers @ Tampa Bay Rays</b> Tropicana Field, St. Petersburg, FL Mon Oct 03 2011, 5:09 PM - 8:59 PM EDT Att: 32,828 - Dome - 72 F</p> <p>livebaseballscorecards.com</p>										
2 B.J. Upton, R OBP: 0.571, SLG: 0.700										2	0	0	0	2	1	1											
3 Evan Longoria, R OBP: 0.357, SLG: 0.500										3	0	0	0	1	3	2											
20 Matt Joyce, L OBP: 0.250, SLG: 0.455										3	0	0	0	1	1	1											
22 Johnny Damon, L OBP: 0.308, SLG: 0.538										4	1	1	0	0	2	3											
18 Ben Zobrist, S OBP: 0.286, SLG: 0.231										4	0	1	0	0	1	2											
11 Casey Kotchman, L OBP: 0.167, SLG: 0.250										4	0	1	0	0	0	0											
28 John Jaso, L										2	0	0	0	0	0	0											
1 Sean Rodriguez, R OBP: 0.100, SLG: 0.100										2	0	1	1	0	0	2											
15 Reid Brignac, L										1	0	0	0	1	0	0											
5 Sam Fuld, L										1	0	0	0	0	0	2											
10 Kelly Shoppach, R OBP: 0.500, SLG: 1.286										1	0	0	0	0	0	1											
<b>Inning Stats</b>	R: 0 E: 0 K: 1 S: 12	H: 0 LOB: 0 BB: 0 P: 18	R: 0 E: 0 K: 0 S: 7	H: 0 LOB: 0 BB: 0 P: 10	R: 0 E: 0 K: 0 S: 8	H: 0 LOB: 0 BB: 0 P: 10	R: 1 E: 0 K: 3 S: 13	H: 1 LOB: 1 BB: 1 P: 23	R: 0 E: 0 K: 0 S: 7	H: 0 LOB: 0 BB: 0 P: 9	R: 0 E: 0 K: 2 S: 15	H: 0 LOB: 1 BB: 1 P: 23	R: 1 E: 0 K: 0 S: 17	H: 3 LOB: 2 BB: 0 P: 20	R: 1 E: 0 K: 2 S: 21	H: 1 LOB: 3 BB: 3 P: 36	R: 0 E: 0 K: 0 S: 13	H: 1 LOB: 0 BB: 0 P: 18	1B: 4 2B: 0 3B: 0 HR: 2	SF: 0 SAC: 0 DP: 1 HBP: 0	WP: 2 PB: 0 SB: 1 CS: 1	PA: 36					
<b>PITCHER</b>	IP	WLS	BF	H	R	ER	SO	BB	IBB	HBP	BLK	WP	HR	S	P	ERA	WHIP										
48 Colby Lewis, R ERA: 1.5	6.0	W	21	1	1	1	6	2	0	0	0	1	1	62	93	1.50	0.500										
28 Darren Oliver, L ERA: 6.75	0.1	H	4	3	1	1	0	0	0	0	0	0	0	11	12	27.00	9.000										
41 Alexi Ogando, R ERA: 6.75	0.2	H	2	0	0	0	0	0	0	0	0	0	0	6	8	0.00	0.000										
37 Mike Adams, R ERA: 6.75	0.1	H	4	1	1	1	0	3	0	0	0	0	1	13	26	27.00	12.000										
51 Michael Gonzalez, L ERA: 6.75	0.1	H	1	0	0	0	1	0	0	0	0	0	0	3	3	0.00	0.000										



