

Tampa Bay Rays - 2012

Batter	1	2	3	4	5	6	7	8	9	AB	R	H	RBI	BB	SO	LOB	TOP									
11 Ben Revere, L (1.7) 19 Darn Mastroianni, R (6.7) OBP: 0.571, SLG: 0.500 OBP: 0.500, SLG: 0.667			SH1-3 (1)		G4-3 (1)		G5-3 (3)			2	1	1	0	0	0	0	Minnesota Twins @ Tampa Bay Rays Charlotte Sports Park, Port Charlotte, FL Tue Mar 06 2012, 1:08 PM - 3:57 PM EST Att: 4,023 - Sunny - 78 F livebaseballscores.com									
8 Jamey Carroll, R (1.6) 77 Brian Dozier, R (5.6) OBP: 0.375, SLG: 0.167 OBP: 0.200, SLG: 0.200			22 1B, 22 S, 22 E, BB		L4 (2)					2	1	1	0	1	0	0										
18 Ryan Doumit, S (1.2) 5 J.R. Towles, R (5.2) OBP: 0.500, SLG: 0.500 OBP: 0.500, SLG: 2.000			K (2)		F9 (3)					3	0	0	1	0	1	3										
27 Chris Parmelee, L (1.3) OBP: 0.500, SLG: 0.750			22 E, BB		G4-3 (1)					3	0	0	0	1	1	2										
22 Danny Valencia, R (1.5) OBP: 0.333, SLG: 0.444			E6		K (2)					4	0	1	1	0	1	1										
26 Brian Dinkelman, L (1.9) 80 Oswaldo Arcia, L (6.9) OBP: 0.333, SLG: 0.250			F7 (3)		G4-3 (3)					3	0	0	0	0	1	2										
39 Steve Pearce, R (1.10) 79 Matt Carson, R (9. PH) (9.10)										3	0	0	0	0	0	0										
63 Joe Benson, R (1.8)										4	0	0	0	0	3	1										
12 Alexi Casilla, S (1.4) 71 Pedro Florimón, S (7. PR) (7.4)			11 SH1-3, 22 S, 11 1B		G6-3 (3)					3	1	2	0	0	0	0										
										0	0	0	0	0	0	0										
Inning Stats	R: 1 E: 1 K: 0 S: 5	H: 2 LOB: 1 BB: 0 P: 5	R: 0 E: 0 K: 1 S: 5	H: 0 LOB: 0 BB: 0 P: 5	R: 2 E: 1 K: 1 S: 7	H: 2 LOB: 2 BB: 2 P: 16	R: 0 E: 0 K: 1 S: 5	H: 0 LOB: 0 BB: 0 P: 5	R: 0 E: 0 K: 1 S: 5	H: 1 LOB: 1 BB: 0 P: 6	R: 0 E: 0 K: 2 S: 7	H: 0 LOB: 1 BB: 1 P: 11	1B: 6 2B: 0 3B: 0 HR: 0	SF: 0 SAC: 1 DP: 0 HBP: 0	WP: 0 PB: 0 SB: 2 CS: 1	PA: 35										
PITCHER	IP WLS BF H R ER SO BB IBB HBP BLK WP HR S P ERA WHIP	IP WLS BF H R ER SO BB IBB HBP BLK WP HR S P ERA WHIP																								
34 Jeff Niemann, R (1.1) ERA: 9.0	2.0 L 8 2 1 0 1 0 0 0 0 0 0 0 10 10 0.00 1.000	73 Johnny Nunez, R (3.1) ERA: 9.0	1.0 7 2 2 1 1 2 0 0 0 0 0 0 7 16 9.00 4.000	67 Ryan Reid, R (4.1) ERA: 9.0	2.0 6 0 0 0 1 0 0 0 0 0 0 0 8 8 0.00 0.000	71 Marquis Fleming, R (6.1) ERA: 9.0	2.0 7 1 0 0 2 0 0 0 0 0 0 0 11 11 0.00 0.500	50 Albert Suárez, R (8.1) ERA: 9.0	1.0 3 1 0 0 1 0 0 0 0 0 0 0 5 5 0.00 1.000	51 Wilking Rodriguez, R (9.1) ERA: 4.5	1.0 4 0 0 0 2 1 0 0 0 0 0 0 7 11 0.00 1.000															

Batter	1	2	3	4	5	6	7	8	9	AB	R	H	RBI	BB	SO	LOB	BOTTOM											
8 Desmond Jennings, R (1.10) 29 Tim Beckham, R (7. PH) (7.10) OBP: 0.200, SLG: 0.200 OBP: 0.222, SLG: 0.125					F8 (2)		G4-3 (3)			3	0	1	0	0	0	2	Minnesota Twins @ Tampa Bay Rays Charlotte Sports Park, Port Charlotte, FL Tue Mar 06 2012, 1:08 PM - 3:57 PM EST Att: 4,023 - Sunny - 78 F livebaseballscores.com											
1 Sean Rodriguez, R (1.6) 26 Stephen Vogt, L (5. PH) (6.7) OBP: 0.800, SLG: 0.750 OBP: 0.444, SLG: 0.625			E7		F8 (3)					2	0	1	0	0	0	0												
23 Carlos Pena, L (1.3) 61 Juan Miranda, L (4.3)					F8 (3)					2	0	0	0	0	0	2												
11 Brandon Guyer, R (1.9) 9 Elliot Johnson, S (6.4) OBP: 0.333, SLG: 0.143										2	0	0	0	0	0	0												
45 Jeff Salazar, L (1.8) OBP: 0.500, SLG: 0.875										3	0	0	0	1	1	1												
63 Chris Gimenez, R (1.2) 21 Jose Lobaton, S (6.2) OBP: 0.125, SLG: 0.250 OBP: 0.333, SLG: 0.333										2	0	0	0	0	1	0												
10 Will Rhymes, L (1.4) 66 Hak-Ju Lee, L (6.6) OBP: 0.125, SLG: 0.125										2	0	0	0	0	1	0												
60 Matt Mangini, L (1.5) OBP: 0.300, SLG: 0.222										4	0	2	0	0	1	2												
68 Jesús Feliciano, L (1.7) 65 Brad Coon, L (6.9) OBP: 0.375, SLG: 0.500 OBP: 0.500, SLG: 0.500										2	0	1	0	0	0	0												
38 Robinson Chirinos, R (9. PH) (9.10)										1	0	0	0	0	1	0												
Inning Stats	R: 0 E: 0 K: 0 S: 3	H: 0 LOB: 0 BB: 0 P: 3	R: 0 E: 0 K: 1 S: 7	H: 2 LOB: 2 BB: 0 P: 7	R: 0 E: 0 K: 0 S: 3	H: 0 LOB: 0 BB: 0 P: 3	R: 0 E: 0 K: 2 S: 7	H: 0 LOB: 2 BB: 0 P: 7	R: 0 E: 0 K: 0 S: 4	H: 1 LOB: 2 BB: 1 P: 8	R: 2 E: 1 K: 0 S: 6	H: 2 LOB: 1 BB: 1 P: 10	R: 0 E: 0 K: 2 S: 8	H: 1 LOB: 1 BB: 0 P: 8	1B: 7 2B: 1 3B: 0 HR: 0	SF: 0 SAC: 0 DP: 0 HBP: 0		WP: 0 PB: 0 SB: 0 CS: 0	PA: 39									
PITCHER	IP WLS BF H R ER SO BB IBB HBP BLK WP HR S P ERA WHIP	IP WLS BF H R ER SO BB IBB HBP BLK WP HR S P ERA WHIP																										
30 Scott Baker, R (1.1) ERA: 4.5	2.0 W 7 2 0 0 1 0 0 0 0 0 0 0 10 10 0.00 0.500	44 Matt Maloney, L (3.1) ERA: 4.5	2.0 H 8 2 0 0 1 0 0 0 0 0 0 0 10 10 0.00 1.000	55 Matt Capps, R (5.1) ERA: 4.5	1.0 H 5 2 0 0 0 0 0 0 0 0 0 0 5 5 0.00 2.000	15 Glen Perkins, L (6.1) ERA: 4.5	1.0 H 3 0 0 0 2 0 0 0 0 0 0 0 7 7 0.00 0.000	52 Brian Duensing, L (7.1) ERA: 4.5	1.0 H 5 1 0 0 0 1 0 0 0 0 0 0 4 8 0.00 2.000	60 Jeff Gray, R (8.1) ERA: 4.5	1.0 H 7 2 2 0 0 0 0 0 0 0 0 0 8 8 0.00 3.000	54 Phil Dumatrai, L (9.1) ERA: 4.5	1.0 S 4 1 0 0 2 0 0 0 0 0 0 0 0 8 8 0.00 1.000															

Batter	1	2	3	4	5	6	7	8	9	AB	R	H	RBI	BB	SO	LOB	TOP								
39 Ramon Santiago, S OBP: 0.385, SLG: 0.545 (1, 6)										6	2	3	0	0	0	2									
26 Brennan Boesch, L OBP: 0.188, SLG: 0.438 (1, 9)										4	0	1	1	0	0	1									
33 Avisail Garcia, R OBP: 0.200, SLG: 0.200 (6, 9)										1	0	0	0	0	1	2									
24 Miguel Cabrera, R OBP: 0.333, SLG: 0.571 (1, 5)										4	1	3	1	0	0	2									
65 Audy Ciriaco, R OBP: 1.000, SLG: 1.000 (6, PR)										1	0	1	2	0	0	0									
13 Alex Avila, L OBP: 0.417, SLG: 0.500 (1, 10)										4	1	0	0	1	3	5									
21 Delmon Young, R OBP: 0.455, SLG: 1.222 (1, 7)										3	1	1	3	0	0	2									
66 Quintin Berry, L OBP: 0.571, SLG: 0.833 (6, 8)										2	0	0	0	0	1	0									
25 Ryan Raburn, R OBP: 0.444, SLG: 1.571 (1, 4)										2	0	0	0	0	1	0									
29 Danny Worth, R OBP: 0.500, SLG: 0.778 (4, 4)										2	0	1	0	1	1	0									
36 Clete Thomas, L OBP: 0.214, SLG: 0.286 (1, 8)										5	0	1	0	0	1	4									
63 Ryan Stribe, R OBP: 0.545, SLG: 0.556 (1, 3)										4	1	2	0	1	1	1									
81 James McCann, R OBP: 0.667, SLG: 0.500 (1, 2)										2	1	1	1	1	0	2									
77 Pat Leyland, R OBP: 0.333, SLG: 0.333 (8, PH)										2	1	1	0	0	0	0									
Inning Stats	R: 0 E: 0 K: 1 S: 7	H: 2 LOB: 2 BB: 0 P: 7	R: 0 E: 0 K: 0 S: 4	H: 1 LOB: 2 BB: 1 P: 8	R: 3 E: 0 K: 1 S: 9	H: 3 LOB: 2 BB: 2 P: 19	R: 0 E: 0 K: 0 S: 4	H: 1 LOB: 1 BB: 0 P: 4	R: 0 E: 0 K: 1 S: 5	H: 0 LOB: 0 BB: 0 P: 5	R: 3 E: 0 K: 1 S: 8	H: 4 LOB: 1 BB: 0 P: 8	R: 0 E: 0 K: 2 S: 8	H: 1 LOB: 1 BB: 0 P: 8	R: 2 E: 0 K: 3 S: 12	H: 3 LOB: 3 BB: 2 P: 20	R: 0 E: 0 K: 0 S: 3	H: 0 LOB: 0 BB: 0 P: 3	1B: 10 2B: 5 3B: 0 HR: 1	SF: 0 SAC: 0 DP: 1 HBP: 0	WP: 0 PB: 0 SB: 1 CS: 1	PA: 46			
PITCHER	IP WLS BF H R ER SO BB IBB HBP BLK WP HR S P ERA WHIP	14 David Price, L ERA: 13.5	2.0 2.0 10 3 0 0 1 1 0 0 0 0 0 11 15 0.00 2.000	27 Cesar Ramos, L ERA: 4.5	1.0 L 8 3 3 3 1 2 0 0 0 0 0 1 9 19 27.00 5.000	56 Fernando Rodney, R ERA: 4.5	1.0 4 1 0 0 0 0 0 0 0 0 0 0 4 4 0.00 1.000	58 Jeremy Hellickson, R ERA: 6.75	2.0 9 4 3 3 2 0 0 0 0 0 0 0 13 13 13.50 2.000	62 Joel Peralta, R ERA:	1.0 4 1 0 0 2 0 0 0 0 0 0 0 8 8 0.00 1.000	PITCHER	IP WLS BF H R ER SO BB IBB HBP BLK WP HR S P ERA WHIP	39 J.P. Howell, L ERA: 9.0	1.0 8 3 2 2 3 2 0 0 0 0 0 0 0 12 20 18.00 5.000	50 Albert Suarez, R ERA: 6.0	1.0 3 0 0 0 0 0 0 0 0 0 0 0 0 3 3 0.00 0.000								

Detroit Tigers @ Tampa Bay Rays
Charlotte Sports Park, Port Charlotte, FL
Thu Mar 08 2012, 1:10 PM - 4:12 PM EST
Att: 6,926 - Sunny - 83 F

AB 41
R 8
H 15
RBI 8
BB 5
SO 9
LOB 21



Batter	1	2	3	4	5	6	7	8	9	AB	R	H	RBI	BB	SO	LOB	BOTTOM								
15 Reid Brignac, L OBP: 0.455, SLG: 0.333 (1, 6)										3	0	1	0	1	1	0									
7 Shawn O'Malley, S (8, 6)										0	0	0	0	0	0	0									
2 B.J. Upton, R OBP: 0.200, SLG: 0.500 (1, 8)										3	0	0	0	0	0	3									
45 Jeff Salazar, L OBP: 0.545, SLG: 0.875 (6, 8)										0	0	0	0	1	0	0									
18 Ben Zobrist, S OBP: 0.300, SLG: 0.250 (1, 4)										2	0	0	0	0	0	2									
55 Tyler Bortnick, R (6, 4)										1	0	0	0	0	0	1									
20 Matt Joyce, L OBP: 0.231, SLG: 0.462 (1, 9)										3	0	0	0	0	0	4									
22 Todd Glaesmann, R (6, 9)										1	0	0	0	0	0	1									
7 Jeff Keppinger, R OBP: 0.364, SLG: 0.400 (1, 3)										3	1	1	0	0	0	2									
43 Michael Sheridan, L (7, 3)										1	0	0	0	0	1	1									
21 Jose Labaton, S OBP: 0.222, SLG: 0.222 (1, 2)										3	0	0	0	0	0	1									
38 Robinson Chirinos, R OBP: 0.250, SLG: 0.250 (7, 2)										1	0	0	0	0	0	0									
60 Matt Manqini, L OBP: 0.308, SLG: 0.250 (1, 10)										3	0	1	1	0	1	0									
36 Craig Albenaz, R (9, PH)										1	0	0	0	0	0	0									
11 Brandon Guyer, R OBP: 0.091, SLG: 0.091 (1, 7)										3	0	0	0	0	1	1									
10 Omar Luna, R (8, 5)										1	0	0	0	0	0	0									
10 Will Rhymes, L OBP: 0.091, SLG: 0.091 (1, 5)										3	0	0	0	0	0	2									
24 Leslie Anderson, L (8, 7)										0	0	0	0	0	0	0									
Inning Stats	R: 0 E: 1 K: 0 S: 4	H: 0 LOB: 2 BB: 0 P: 5	R: 0 E: 0 K: 0 S: 4	H: 0 LOB: 1 BB: 0 P: 4	R: 0 E: 0 K: 0 S: 4	H: 1 LOB: 1 BB: 0 P: 4	R: 1 E: 0 K: 0 S: 5	H: 2 LOB: 1 BB: 0 P: 5	R: 0 E: 0 K: 0 S: 3	H: 0 LOB: 0 BB: 1 P: 8	R: 0 E: 0 K: 1 S: 5	H: 0 LOB: 0 BB: 0 P: 5	R: 0 E: 0 K: 2 S: 7	H: 0 LOB: 0 BB: 0 P: 7	R: 0 E: 0 K: 1 S: 5	H: 0 LOB: 1 BB: 1 P: 10	R: 0 E: 0 K: 0 S: 3	H: 0 LOB: 0 BB: 0 P: 3	1B: 2 2B: 1 3B: 0 HR: 0	SF: 0 SAC: 0 DP: 0 HBP: 1	WP: 2 PB: 0 SB: 0 CS: 0	PA: 35			
PITCHER	IP WLS BF H R ER SO BB IBB HBP BLK WP HR S P ERA WHIP	58 Doug Fister, R ERA: 3.0	3.0 W 13 1 0 0 0 0 0 0 0 0 0 5 5 9.00 2.000	64 Daine Below, L ERA: 3.0	1.0 H 5 2 1 1 0 0 0 0 0 0 0 5 5 9.00 2.000	56 Jose Ortega, R ERA:	1.0 H 4 0 0 0 0 1 0 0 0 0 1 0 3 8 0.00 1.000	40 Phil Coke, L ERA: 3.0	1.0 3 0 0 0 1 0 0 0 0 0 0 0 5 5 0.00 0.000	75 Darin Downs, L ERA: 9.0	1.0 3 0 0 0 2 0 0 0 0 0 0 0 7 7 0.00 0.000	PITCHER	IP WLS BF H R ER SO BB IBB HBP BLK WP HR S P ERA WHIP	68 Chris Bootcheck, R ERA:	1.0 4 0 0 0 1 1 0 0 0 0 0 0 5 10 0.00 1.000	43 Robbie Weinhardt, R ERA:	1.0 3 0 0 0 0 0 0 0 0 0 0 0 3 3 0.00 0.000								

Detroit Tigers @ Tampa Bay Rays
Charlotte Sports Park, Port Charlotte, FL
Thu Mar 08 2012, 1:10 PM - 4:12 PM EST
Att: 6,926 - Sunny - 83 F

AB 32
R 1
H 3
RBI 1
BB 2
SO 4
LOB 18



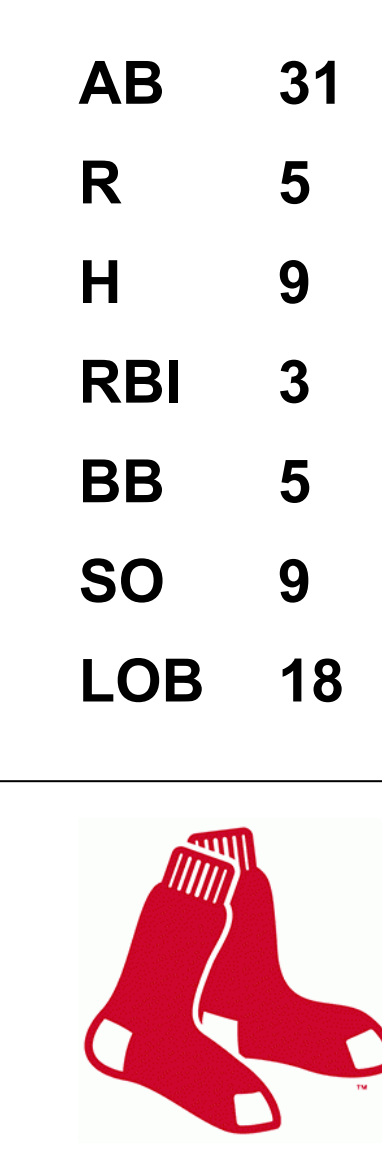
Batter	1	2	3	4	5	6	7	8	9	AB	R	H	RBI	BB	SO	LOB	TOP										
8 Desmond Jennings, R OBP: 0.273, SLG: 0.273 68 Jesús Feliciano, L OBP: 0.211, SLG: 0.235	0-3 K		0-0 G6-3		0-0 F8		0-0 L6		0-0 P5	3	0	0	0	0	1	0	<p>Tampa Bay Rays @ Boston Red Sox</p> <p>JetBlue Park, Ft. Myers, FL</p> <p>Sat Mar 10 2012, 7:09 PM - 10:18 PM EST</p> <p>Att: 9,119 - Clear - 79 F</p> <p>livebaseballscorecards.com</p>										
2 B.J. Upton, R OBP: 0.194, SLG: 0.385 45 Jeff Salazar, L OBP: 0.467, SLG: 0.636	0-0 G4-3		0-0 P3		0-0 F8			4-0 G1-6-3 BB	0-0 P3	3	0	0	0	0	0	0											
18 Ben Zobrist, S OBP: 0.385, SLG: 0.300 21 Jose Lobaton, S OBP: 0.250, SLG: 0.182	4-0 BB		0-0 1B		0-0 F9			4-0 G1-6-3 BB		2	0	1	0	1	0	0											
20 Matt Joyce, L OBP: 0.188, SLG: 0.375 10 Will Rhymes, L OBP: 0.133, SLG: 0.133	0-0 G3		0-0 F9		0-0 K			0-0 G1-6-3		3	0	0	0	0	1	2											
7 Jeff Keppinger, R OBP: 0.429, SLG: 0.462 66 Hak-Ju Lee, L OBP: 0.286, SLG: 0.167		0-0 F9		0-0 1B		0-0 K		0-0 F8		3	0	2	0	0	0	0											
26 Stephen Vogt, L OBP: 0.429, SLG: 0.632		4-0 FC4-6 9 1B BB		0-0 F8		0-3 K			0-0 2B	3	0	1	0	1	1	2											
9 Elliot Johnson, S OBP: 0.375, SLG: 0.286 60 Matt Mangini, L OBP: 0.333, SLG: 0.294		0-0 FC4-6 1B		0-0 F9			0-0 1B		0-0 2B	3	0	2	0	0	0	1											
29 Tim Beckham, R OBP: 0.133, SLG: 0.071 38 Robinson Chirinos, R OBP: 0.286, SLG: 0.167		0-0 FC4-6 1B		0-0 F8			1-0 G4-3		0-0 P5	3	0	0	0	0	0	4											
63 Chris Gimenez, R OBP: 0.125, SLG: 0.188 65 Brad Coon, L OBP: 0.333, SLG: 0.364		0-0 G4-3			0-0 F8			4-0 BB	4-0 BB	2	0	0	0	0	0	2											
Inning Stats	R: 0 E: 0 K: 1 S: 5	H: 0 LOB: 1 BB: 1 P: 9	R: 0 E: 0 K: 0 S: 4	H: 1 LOB: 2 BB: 1 P: 8	R: 0 E: 0 K: 0 S: 4	H: 1 LOB: 1 BB: 0 P: 4	R: 0 E: 0 K: 0 S: 4	H: 1 LOB: 0 BB: 0 P: 4	R: 0 E: 0 K: 2 S: 8	H: 1 LOB: 1 BB: 0 P: 8	R: 0 E: 0 K: 0 S: 3	H: 1 LOB: 1 BB: 1 P: 8	R: 0 E: 0 K: 0 S: 2	H: 0 LOB: 1 BB: 2 P: 10	R: 0 E: 0 K: 0 S: 5	H: 2 LOB: 3 BB: 1 P: 9	1B: 6 2B: 1 3B: 0 HR: 0	SF: 0 SAC: 0 DP: 1 HBP: 0	WP: 0 PB: 0 SB: 0 CS: 1	PA: 38							
PITCHER	IP	WLS	BF	H	R	ER	SO	BB	IBB	HBP	BLK	WP	HR	S	P	ERA	WHIP										
51 Daniel Bard, R ERA: 3.00	3.0	W	13	2	0	0	1	2	0	0	0	0	0	13	21	0.00	1.333										
91 Alfredo Aceves, R ERA: 3.00	3.0	H	11	2	0	0	2	0	0	0	0	0	0	15	15	0.00	0.667										
32 Matt Albers, R ERA: 1.00	1.0		4	1	0	0	0	1	0	0	0	0	0	3	8	0.00	2.000										
63 Junichi Tazawa, R ERA: 1.00	1.0		4	0	0	0	0	2	0	0	0	0	0	2	10	0.00	2.000										
59 Clayton Mortensen, R ERA: 1.00	1.0		6	2	0	0	0	1	0	0	0	0	0	5	9	0.00	3.000										

Batter	1	2	3	4	5	6	7	8	9	AB	R	H	RBI	BB	SO	LOB	BOTTOM										
5 Nick Punto, S OBP: 0.375, SLG: 0.167 84 Oscar Tejeda, R OBP: 0.300, SLG: 0.444	4-0 76 1B 39 BB BB		0-2 K		0-0 76 FC4 1B		0-0 F9			2	1	1	0	1	1	2	<p>Tampa Bay Rays @ Boston Red Sox</p> <p>JetBlue Park, Ft. Myers, FL</p> <p>Sat Mar 10 2012, 7:09 PM - 10:18 PM EST</p> <p>Att: 9,119 - Clear - 79 F</p> <p>livebaseballscorecards.com</p>										
76 Jose Iglesias, R OBP: 0.364, SLG: 0.500 77 Pedro Ciriaco, R OBP: 0.625, SLG: 0.750	0-0 39 BB 28 BB 1B	0-0 E8 2 CS		0-0 FC4		0-0 1B			0-0 1B	3	0	1	0	0	0	1											
2 Jacoby Ellsbury, L OBP: 0.100, SLG: 0.200 85 Che-Hsuan Lin, R OBP: 0.222, SLG: 0.125	0-3 K	1-0 CS		0-0 G3-1		0-0 L3			0-0 F8	3	0	0	0	0	1	2											
28 Adrián González, L OBP: 0.444, SLG: 0.625 62 Lars Anderson, L OBP: 0.500, SLG: 0.889	4-0 39 BB BB		0-0 20 2B 2B		0-0 2B		0-3 K		0-0 K	1	1	1	0	1	0	0											
39 Jarrod Saltalamacchia, S OBP: 0.459, SLG: 1.001 60 Ryan Lavanway, R OBP: 0.299, SLG: 0.200 81 Dan Butler, R OBP: 0.667, SLG: 1.667	4-0 20 G6-4-3 BB		0-0 F8		0-3 K		0-0 K		0-3 K	1	0	0	1	1	0	1											
20 Kevin Youkilis, R OBP: 0.364, SLG: 0.333 83 Will Middlebrooks, R OBP: 0.385, SLG: 0.462	0-0 G6-4-3		0-0 2B		0-3 K				0-0 73 2B 2B	2	0	1	1	0	0	3											
54 Danell McDonald, R OBP: 0.459, SLG: 1.001 16 Jason Repko, R OBP: 0.154, SLG: 0.083		0-0 86 F8 76 E 2B		0-0 G5-3		0-0 F7			0-3 K	2	1	1	0	0	1	1											
86 J.C. Linares, R OBP: 0.250, SLG: 0.250 73 Josh Kroeger, L OBP: 0.385, SLG: 0.500		0-0 F8		0-0 F7		4-0 82 G4-3 BB			0-0 2B	2	0	0	0	0	0	1											
82 Alex Hassan, R 75 Max St. Pierre, R	4-0 76 E 5 S BB		0-3 K		0-0 G4-3			0-3 K	3	1	0	0	1	1	1	1											
Inning Stats	R: 1 E: 0 K: 1 S: 5	H: 1 LOB: 2 BB: 3 P: 17	R: 2 E: 1 K: 1 S: 6	H: 1 LOB: 0 BB: 1 P: 11	R: 1 E: 0 K: 0 S: 5	H: 2 LOB: 1 BB: 0 P: 5	R: 0 E: 0 K: 1 S: 6	H: 1 LOB: 1 BB: 0 P: 6	R: 0 E: 0 K: 0 S: 2	H: 0 LOB: 0 BB: 1 P: 6	R: 0 E: 0 K: 1 S: 6	H: 1 LOB: 1 BB: 0 P: 6	R: 1 E: 0 K: 3 S: 11	H: 2 LOB: 1 BB: 0 P: 11	1B: 3 2B: 6 3B: 0 HR: 0	SF: 0 SAC: 0 DP: 2 HBP: 0	WP: 0 PB: 0 SB: 1 CS: 1	PA: 37									
PITCHER	IP	WLS	BF	H	R	ER	SO	BB	IBB	HBP	BLK	WP	HR	S	P	ERA	WHIP										
40 Wade Davis, R ERA: 3.86	2.2	L	14	3	4	2	2	4	0	0	0	0	0	8	8	0.00	1.500										
31 Burke Badenhop, R ERA: 4.15	1.1		6	2	0	0	1	0	0	0	0	0	0	8	8	0.00	1.000										
49 Dane De La Rosa, R ERA: 2.25	1.0		4	1	0	0	2	0	0	0	0	0	0	8	8	0.00	1.000										
37 Alex Colomé, R ERA: 2.25	2.0		7	1	0	0	1	1	0	0	0	0	0	8	12	0.00	1.000										
75 Romulo Sanchez, R ERA: 2.25	1.0		5	2	1	1	3	0	0	0	0	0	0	11	11	9.00	2.000										

AB 32
R 0
H 7
RBI 0
BB 6
SO 3
LOB 23



WP: 0
PB: 0
SB: 0
CS: 1



Batter	1	2	3	4	5	6	7	8	9	10	AB	R	H	RBI	BB	SO	LOB	
11 Ben Revere, L OBP: 0.412, SLG: 0.333 19 Danin Mastroianni, R OBP: 0.300, SLG: 0.333	G4-3		G4-6-3		E1			P3			3	0	1	0	0	0	1	
77 Brian Dozier, R OBP: 0.286, SLG: 0.385					G5-3					F3	4	0	2	0	1	0	3	
7 Joe Mauer, L OBP: 0.250, SLG: 0.200 95 Daniel Rams, R OBP: 0.100, SLG: 0.100			F8			G4-3		G6-4-3		K2-3	2	0	0	0	1	0	1	
27 Chris Parmelee, L OBP: 0.333, SLG: 0.462 70 Aaron Bates, R OBP: 0.333, SLG: 0.273	L3					G3-1					3	0	0	0	0	1	2	
18 Ryan Doumit, S OBP: 0.389, SLG: 0.286 81 Danny Lehmann, R OBP: 0.286, SLG: 0.286		G3			G4-3						3	0	0	0	0	0	0	
24 Trevor Plouffe, R OBP: 0.167, SLG: 0.118		K			G6-3			F8			4	0	0	0	0	1	0	
37 Sean Burroughs, L OBP: 0.353, SLG: 0.231 83 Ray Chang, R OBP: 0.375, SLG: 0.167										F7	2	0	1	0	1	0	0	
38 Luke Hughes, R OBP: 0.214, SLG: 0.385											4	2	2	1	0	0	2	
23 Rene Tosoni, L OBP: 0.308, SLG: 0.100 80 Oswaldo Arcia, L OBP: 0.167, SLG: 0.167											2	0	0	0	1	0	2	
Inning Stats	R: 0 E: 0 K: 0 S: 3	H: 1 LOB: 1 BB: 1 P: 7	R: 0 E: 0 K: 1 S: 6	H: 1 LOB: 1 BB: 0 P: 6	R: 0 E: 0 K: 0 S: 3	H: 1 LOB: 1 BB: 1 P: 7	R: 0 E: 0 K: 1 S: 5	H: 0 LOB: 0 BB: 0 P: 5	R: 1 E: 1 K: 0 S: 5	H: 2 LOB: 1 BB: 0 P: 6	R: 0 E: 0 K: 0 S: 3	H: 0 LOB: 1 BB: 1 P: 7	R: 0 E: 0 K: 2 S: 7	H: 0 LOB: 0 BB: 0 P: 7	R: 1 E: 0 K: 1 S: 8	H: 3 LOB: 2 BB: 0 P: 9	1B: 6 2B: 1 3B: 1 HR: 1	SF: 0 SAC: 0 DP: 3 HBP: 0


TOP

Minnesota Twins @ Tampa Bay Rays
Charlotte Sports Park, Port Charlotte, FL
Mon Mar 12 2012, 1:06 PM - 4:01 PM EDT
Att: 5,031 - Sunny - 71 F

livebaseballscores.com

AB 35
R 2
H 8
RBI 1
BB 4
SO 5
LOB 14

WP: 0 PA: 39
PB: 0
SB: 0
CS: 0



Batter	1	2	3	4	5	6	7	8	9	10	AB	R	H	RBI	BB	SO	LOB			
8 Desmond Jennings, R OBP: 0.357, SLG: 0.387 68 Jesus Falciano, L OBP: 0.261, SLG: 0.250	G6-3							G4-3			3	0	2	1	0	0	0			
2 B.J. Upton, R OBP: 0.188, SLG: 0.333 65 Brad Cook, L OBP: 0.389, SLG: 0.385	K		F7								2	0	0	0	1	1	1			
18 Ben Zobrist, S OBP: 0.313, SLG: 0.231 45 Jeff Salazar, R OBP: 0.444, SLG: 0.571					F8						3	0	0	0	0	1	3			
20 Matt Joyce, L OBP: 0.313, SLG: 0.389 66 Hak-Ju Lee, L OBP: 0.235, SLG: 0.133											2	0	1	0	1	0	0			
7 Jeff Keppinger, R OBP: 0.438, SLG: 0.467 10 Will Rhymes, L OBP: 0.143, SLG: 0.143											2	0	0	0	0	1	3			
9 Elliot Johnson, S OBP: 0.333, SLG: 0.222 35 Henry Wrigley, R OBP: 1.000, SLG: 1.000											3	0	0	0	0	1	2			
60 Matt Mangini, L OBP: 0.364, SLG: 0.381 29 Tim Beckham, R OBP: 0.111, SLG: 0.059											2	0	0	0	0	0	0			
63 Chris Gimenez, R OBP: 0.200, SLG: 0.250 26 Stephen Vogt, L OBP: 0.435, SLG: 0.619											2	0	1	0	0	1	0			
21 Jose Lobaton, S OBP: 0.286, SLG: 0.308 24 Leslie Anderson, L											2	1	1	0	0	0	1			
Inning Stats	R: 0 E: 0 K: 1 S: 5	H: 0 LOB: 0 BB: 0 P: 5	R: 0 E: 0 K: 1 S: 5	H: 1 LOB: 1 BB: 0 P: 5	R: 1 E: 0 K: 1 S: 7	H: 2 LOB: 1 BB: 0 P: 7	R: 0 E: 0 K: 0 S: 4	H: 1 LOB: 1 BB: 1 P: 8	R: 0 E: 0 K: 1 S: 7	H: 2 LOB: 3 BB: 1 P: 11	R: 0 E: 0 K: 0 S: 3	H: 0 LOB: 0 BB: 0 P: 3	R: 0 E: 0 K: 0 S: 4	H: 2 LOB: 1 BB: 0 P: 5	R: 0 E: 0 K: 1 S: 7	H: 2 LOB: 2 BB: 0 P: 7	R: 0 E: 0 K: 1 S: 5	H: 0 LOB: 2 BB: 2 P: 13	1B: 9 2B: 1 3B: 0 HR: 0	SF: 0 SAC: 0 DP: 0 HBP: 0


BOTTOM

Minnesota Twins @ Tampa Bay Rays
Charlotte Sports Park, Port Charlotte, FL
Mon Mar 12 2012, 1:06 PM - 4:01 PM EDT
Att: 5,031 - Sunny - 71 F

livebaseballscores.com

AB 37
R 1
H 10
RBI 1
BB 4
SO 6
LOB 18

WP: 0 PA: 41
PB: 0
SB: 2
CS: 3



PITCHER	IP	WLS	BF	H	R	ER	SO	BB	IBB	HBP	BLK	WP	HR	S	P	ERA	WHIP
33 James Shields, R ERA: 4.0	4.0		15	3	0	0	2	2	0	0	0	0	0	17	25	0.00	1.250
43 Kyle Farnsworth, R ERA: 9.0	1.0	B	5	2	1	0	0	0	0	0	0	0	0	5	6	0.00	2.000
27 Cesar Ramos, L ERA: 9.0	1.0		3	0	0	0	0	0	0	0	0	0	0	3	3	0.00	0.000
72 Bryan Augenstein, R ERA: 9.0	1.0		4	0	0	0	0	1	0	0	0	0	0	3	7	0.00	1.000
59 Matt Bush, R ERA: 9.0	1.0		3	0	0	0	0	1	0	0	0	0	0	2	6	0.00	1.000
48 Carl Pavano, R ERA: 4.0	1.0		6	2	0	0	1	1	0	0	0	0	0	7	11	0.00	3.000
15 Glen Perkins, L ERA: 2.25	1.0		3	0	0	0	0	0	0	0	0	0	0	3	3	0.00	0.000
54 Phil Dumatrait, L ERA: 40.5	1.0		3	0	0	0	0	0	0	0	0	0	0	3	3	0.00	0.000
50 Jason Bulger, R ERA: 40.5	1.0		4	2	0	0	0	0	0	0	0	0	0	4	5	0.00	2.000
62 Liam Hendriks, R ERA: 2.45	1.0	S	5	0	0	0	1	2	0	0	0	0	0	5	13	0.00	2.000

PITCHER

64 Tyler Robertson, L (9, 1)
ERA: 3.0
68 Daryl Thompson, R (10, 1)
ERA: 2.45

Batter	1	2	3	4	5	6	7	8	9	10	AB	R	H	RBI	BB	SO	LOB	TOP																		
5 Sam Fuld, L OBP: 0.333, SLG: 0.143 9 Elliot Johnson, S OBP: 0.304, SLG: 0.200	G5-3		F7			L3			E3		2	0	0	1	0	0		Tampa Bay Rays @ Baltimore Orioles Ed Smith Stadium, Sarasota, FL Tue Mar 13 2012, 1:07 PM - 4:36 PM EDT Att: 8,045 - Sunny - 79 F																		
23 Carlos Pena, L OBP: 0.318, SLG: 0.318 68 Jesús Feliciano, L OBP: 0.280, SLG: 0.318	BB		K			F8		F7	66 3B		2	0	0	1	1	1																				
3 Evan Longoria, R OBP: 0.375, SLG: 0.364	F9				G6-3	K		66 1B	K		3	0	0	0	1	2																				
30 Luke Scott, L OBP: 0.316, SLG: 0.353	K		F7			BB		29 FC6-4	63 1B		2	0	0	1	1	1																				
20 Matt Joyce, L OBP: 0.227, SLG: 0.273 63 Chris Gimenez, R OBP: 0.227, SLG: 0.273	HR				1B	G4-3		F9	29 FC6-4		3	1	2	1	0	0	2																			
1 Sean Rodriguez, R OBP: 0.600, SLG: 0.625	G6-3								29 FC6-4		2	0	1	1	0	0	2																			
29 Tim Beckham, R OBP: 0.100, SLG: 0.053	G6-3				G6-3			26 F7	11 1B		3	1	1	0	0	1																				
28 José Molina, R OBP: 0.440, SLG: 0.591 26 Stephen Vogt, L OBP: 0.440, SLG: 0.591	G6-3					F7			9 E	10 BB	2	0	0	0	0	0																				
40 Kevin Kiermaier, L (10, PH)									68 2B		1	0	0	0	0	0																				
15 Reid Brignac, L OBP: 0.412, SLG: 0.333 10 Will Rhymes, L OBP: 0.174, SLG: 0.136	F8				F9		P2		9 E		3	0	0	0	0	1																				
11 Brandon Guyer, R OBP: 0.158, SLG: 0.158 65 Brad Coon, L OBP: 0.350, SLG: 0.333			F9						68 2B		1	1	0	0	1	0																				
Inning Stats	R: 0 E: 0 K: 1 S: 5	H: 0 LOB: 1 BB: 1 P: 9	R: 1 E: 0 K: 0 S: 4	H: 1 LOB: 0 BB: 0 P: 6	R: 0 E: 0 K: 1 S: 5	H: 0 LOB: 0 BB: 0 P: 5	R: 0 E: 0 K: 0 S: 4	H: 1 LOB: 1 BB: 0 P: 4	R: 0 E: 0 K: 0 S: 3	H: 0 LOB: 2 BB: 2 P: 13	R: 1 E: 0 K: 0 S: 5	H: 2 LOB: 1 BB: 0 P: 8	R: 0 E: 0 K: 0 S: 4	H: 1 LOB: 2 BB: 1 P: 8	R: 5 E: 1 K: 1 S: 9	H: 3 LOB: 1 BB: 2 P: 17	R: 0 E: 0 K: 1 S: 5	H: 0 LOB: 0 BB: 0 P: 5	1B: 5 2B: 2 3B: 1 HR: 1	SF: 0 DP: 0 SAC: 0 HBP: 0	WP: 1 PB: 0 SB: 1 CS: 0	PA: 45														
PITCHER	IP 3.0	WLS 11	BF 11	H 1	R 1	ER 0	SO 2	BB 1	IBB 0	HBP 0	BLK 0	WP 0	HR 1	S 14	P 20	ERA 3.00	WHIP 0.667	PITCHER	IP 0.2	WLS B	BF 4	H 2	R 1	ER 0	SO 1	BB 0	IBB 0	HBP 0	BLK 0	WP 0	HR 0	S 6	P 6	ERA 0.00	WHIP 3.000	
39 Jason Hammel, R ERA: 1.8 35 Brad Bergesen, R ERA: 2.97 81 Miguel Socolovich, R ERA: 1.8 40 Troy Patton, L ERA: 65 Oscar Villareal, R ERA: 5.4	(1, 1) (4, 1) (7, 1) (8, 1) (8, 1)																		95 Stu Pomeranz, R ERA: 2.45 64 Steve Johnson, R ERA:	(9, 1) (10, 1)																

AB	39
R	7
H	9
RBI	7
BB	6
SO	5
LOB	21



Batter	1	2	3	4	5	6	7	8	9	10	AB	R	H	RBI	BB	SO	LOB	BOTTOM																	
14 Nolan Reimold, R OBP: 0.308, SLG: 0.182 24 Wilson Betemit, S OBP: 0.238, SLG: 0.167	FC5-4 1B	G6-3			P4		G6-3		K	L6	3	0	1	0	0	0		Tampa Bay Rays @ Baltimore Orioles Ed Smith Stadium, Sarasota, FL Tue Mar 13 2012, 1:07 PM - 4:36 PM EDT Att: 8,045 - Sunny - 79 F																	
11 Robert Andino, R OBP: 0.318, SLG: 0.294 54 Matt Antonelli, R OBP: 0.500, SLG: 0.300	K	CS 1B			K		SF8		F9		3	0	1	0	0	2	1																		
10 Adam Jones, R OBP: 0.250, SLG: 0.214 3 Ryan Flaherty, L OBP: 0.381, SLG: 0.632	FC5-4 1-2f	CS			K		BB		HR		3	0	0	0	0	2	1																		
19 Chris Davis, L OBP: 0.250, SLG: 0.368 51 Joe Mahoney, L OBP: 0.158, SLG: 0.158	G3				K		F8		G6-3		4	0	0	0	0	2	2																		
32 Matt Wieters, S OBP: 0.250, SLG: 0.143 68 Steve Tolleson, R OBP: 0.428, SLG: 0.417		P4				FC6-4 BB		28 G5-3	80 1B		2	0	1	0	1	0	0																		
2 J.J. Hardy, R OBP: 0.400, SLG: 0.182 80 Scott Beier, R OBP: 0.357, SLG: 0.357		BB			G5-3	FC6-4 1-2f			72 FC3-2	60 BB	2	1	0	0	1	0	2																		
12 Mark Reynolds, R OBP: 0.467, SLG: 0.200 60 John Hester, R OBP: 0.400, SLG: 0.500		BB							72 FC3-2		2	0	2	0	0	0	0																		
28 Ronny Paulino, R OBP: 0.250, SLG: 0.250 72 Caleb Joseph, R (10, PH) OBP: 0.400, SLG: 0.500		BB			K		P3			72 FC3-2	1	1	0	0	2	1	0																		
13 Jai Miller, R OBP: 0.364, SLG: 0.667		HR			G6-3	G4-3		G5-3		FC3-2	4	1	1	1	0	0	4																		
Inning Stats	R: 0 E: 0 K: 1 S: 6	H: 3 LOB: 3 BB: 2 P: 17	R: 0 E: 0 K: 2 S: 8	H: 1 LOB: 1 BB: 0 P: 8	R: 0 E: 0 K: 2 S: 7	H: 0 LOB: 0 BB: 0 P: 7	R: 0 E: 0 K: 1 S: 5	H: 0 LOB: 2 BB: 2 P: 13	R: 1 E: 0 K: 0 S: 4	H: 1 LOB: 1 BB: 1 P: 8	R: 0 E: 0 K: 0 S: 3	H: 1 LOB: 1 BB: 1 P: 7	R: 2 E: 0 K: 1 S: 7	H: 2 LOB: 0 BB: 0 P: 7	R: 0 E: 0 K: 1 S: 7	H: 2 LOB: 3 BB: 1 P: 11	1B: 7 2B: 2 3B: 0 HR: 2		SF: 1 DP: 1 SAC: 0 HBP: 0	WP: 0 PB: 0 SB: 1 CS: 1	PA: 47														
PITCHER	IP 3.2	WLS 17	BF 17	H 4	R 4	ER 4	SO 4	BB 2	IBB 0	HBP 0	BLK 0	WP 0	HR 1	S 24	P 35	ERA 9.82	WHIP 1.909	PITCHER	IP 2.0	WLS 9	BF 9	H 3	R 2	ER 2	SO 2	BB 1	IBB 0	HBP 0	BLK 0	WP 0	HR 0	S 10	P 14	ERA 9.00	WHIP 2.000
14 David Price, L ERA: 5.4 31 Burke Badenhop, R ERA: 3.0 55 Matt Moore, L ERA: 73 Jonny Nunez, R ERA: 8.1 51 Wilking Rodriguez, R ERA: 5.5	(1, 1) (4, 1) (5, 1) (8, 1) (7, 1)																	67 Ryan Reid, R ERA: 3.0 49 Dane De La Rosa, R (10, 1) ERA:	(8, 1) (10, 1)																

AB	38
R	7
H	11
RBI	7
BB	7
SO	10
LOB	24



Batter	1	2	3	4	5	6	7	8	9	AB	R	H	RBI	BB	SO	LOB	TOP															
10 Juan Pierre, L OBP: 0.370, SLG: 0.292										4	2	2	2	0	0	0																
28 Kevin Frandsen, R OBP: 0.296, SLG: 0.348										3	0	0	0	0	0	1																
24 Ty Wigginton, R OBP: 0.393, SLG: 0.333										4	0	1	1	0	1	3																
21 Cody Overbeck, R (7, 3)										1	0	0	0	0	0	0																
Steve Susdorf, L OBP: 0.500, SLG: 0.750										4	1	2	0	0	1	1																
16 Luis Montanez, R OBP: 0.455, SLG: 0.700										3	0	1	0	0	1	2																
29 Hector Luna, R OBP: 0.308, SLG: 0.542										3	2	2	0	1	0	0																
4 Pete Orr, L OBP: 0.345, SLG: 0.360										4	0	2	1	0	0	3																
77 Tuffy Gosewisch, R OBP: 0.286, SLG: 0.357										4	0	0	1	0	0	5																
6 Brent Cleven, R OBP: 0.500, SLG: 0.750										4	1	2	0	0	0	1																
Inning Stats	R: 1 E: 0 K: 1 S: 7	H: 2 LOB: 1 BB: 0 P: 7	R: 3 E: 1 K: 1 S: 9	H: 3 LOB: 1 BB: 0 P: 9	R: 0 E: 0 K: 1 S: 7	H: 2 LOB: 2 BB: 0 P: 7	R: 0 E: 0 K: 0 S: 3	H: 1 LOB: 1 BB: 0 P: 4	R: 0 E: 0 K: 0 S: 3	H: 1 LOB: 0 BB: 0 P: 3	R: 0 E: 0 K: 0 S: 3	H: 0 LOB: 0 BB: 0 P: 3	R: 2 E: 0 K: 0 S: 5	H: 2 LOB: 1 BB: 1 P: 9	R: 0 E: 0 K: 0 S: 3	H: 0 LOB: 0 BB: 0 P: 3	1B: 8 2B: 4 3B: 0 HR: 0	SF: 0 SAC: 3 DP: 3 HBP: 1	WP: 1 PB: 0 SB: 0 CS: 0	PA: 39												
PITCHER	IP WLS BF H R ER SO BB IBB HBP BLK WP HR S P ERA WHIP																															
40 Wade Davis, R ERA: 5.19	4.0	21	8	4	3	3	0	0	1	0	1	0	26	27	6.75	2.000																
43 Kyle Farnsworth, R ERA: 5.19	1.0	3	1	0	0	0	0	0	0	0	0	0	3	3	0.00	1.000																
27 Cesar Ramos, L ERA: 5.4	2.0	6	1	0	0	0	0	0	0	0	0	0	6	6	0.00	0.500																
75 Romulo Sanchez, R ERA: 4.5	2.0	9	2	2	2	0	1	0	0	0	0	0	8	12	9.00	1.500																

Philadelphia Phillies @ Tampa Bay Rays
Charlotte Sports Park, Port Charlotte, FL
Thu Mar 15 2012, 1:21 PM - 4:11 PM EDT
Att: 6,388 - Sunny - 70 F

AB 34
R 6
H 12
RBI 5
BB 1
SO 3
LOB 16

Batter	1	2	3	4	5	6	7	8	9	AB	R	H	RBI	BB	SO	LOB	BOTTOM															
5 Sam Fuld, L OBP: 0.462, SLG: 0.300										3	1	2	0	1	0	3																
65 Brad Coon, L OBP: 0.348, SLG: 0.333										1	0	0	0	0	0	1																
30 Luke Scott, L OBP: 0.222, SLG: 0.250										4	1	1	0	0	1	3																
21 Jose Lobaton, S OBP: 0.294, SLG: 0.313										1	0	1	1	0	0	0																
20 Matt Joyce, L OBP: 0.292, SLG: 0.522										2	0	0	1	0	1	1																
45 Jeff Salazar, L OBP: 0.428, SLG: 0.529										3	1	1	0	0	0	2																
23 Carlos Pena, L										2	1	0	0	1	1	2																
63 Chris Gimenez, R OBP: 0.240, SLG: 0.280										2	0	1	0	0	1	0																
7 Jeff Keppinger, R OBP: 0.428, SLG: 0.444										1	0	1	1	1	0	0																
26 Stephen Vogt, L OBP: 0.419, SLG: 0.536										2	0	1	0	0	0	0																
15 Reid Brignac, L OBP: 0.450, SLG: 0.389										3	0	2	1	0	0	1																
29 Tim Beckham, R OBP: 0.125, SLG: 0.045										1	1	0	0	1	1	1																
28 Jose Molina, R OBP: 0.287, SLG: 0.214										1	0	0	1	0	0	2																
68 Jesus Feliciano, L OBP: 0.310, SLG: 0.360										2	0	1	1	0	0	1																
11 Brandon Guyer, R OBP: 0.136, SLG: 0.136										3	0	0	0	0	0	6																
10 Omar Luna, R OBP: 0.333, SLG: 0.333										2	1	1	0	0	0	1																
10 Will Rhymes, L OBP: 0.179, SLG: 0.115										2	0	0	0	1	0	2																
60 Matt Mangini, L OBP: 0.370, SLG: 0.360										1	0	0	0	0	0	1																
Inning Stats	R: 1 E: 0 K: 1 S: 5	H: 0 LOB: 1 BB: 1 P: 9	R: 0 E: 0 K: 0 S: 5	H: 2 LOB: 2 BB: 0 P: 5	R: 0 E: 0 K: 2 S: 8	H: 1 LOB: 1 BB: 0 P: 8	R: 0 E: 0 K: 0 S: 3	H: 0 LOB: 3 BB: 2 P: 12	R: 3 E: 1 K: 0 S: 6	H: 3 LOB: 1 BB: 1 P: 10	R: 0 E: 0 K: 0 S: 4	H: 1 LOB: 1 BB: 0 P: 4	R: 0 E: 0 K: 1 S: 6	H: 2 LOB: 1 BB: 0 P: 6	R: 1 E: 0 K: 0 S: 5	H: 2 LOB: 1 BB: 0 P: 5	R: 1 E: 0 K: 1 S: 6	H: 1 LOB: 1 BB: 1 P: 10	1B: 10 2B: 3 3B: 0 HR: 0	SF: 1 SAC: 1 DP: 2 HBP: 1	WP: 0 PB: 0 SB: 0 CS: 1	PA: 44										
PITCHER	IP WLS BF H R ER SO BB IBB HBP BLK WP HR S P ERA WHIP																															
39 Joel Pineiro, R ERA: 1.8	2.0	10	1	0	0	2	2	0	1	0	0	0	11	20	0.00	1.500																
67 David Purcey, L ERA: 1.8	2.0	11	4	3	3	0	1	0	0	0	0	0	14	14	13.50	2.500																
59 Scott Elarton, R ERA: 4.5	1.0	4	2	0	0	1	0	0	0	0	0	0	6	6	0.00	2.000																
65 Jeremy Horst, L ERA: 6.75	1.2	9	3	2	2	1	1	0	0	0	0	0	10	14	10.80	2.400																
44 Michael Schwimer, R ERA: 3.88	0.1																															

Philadelphia Phillies @ Tampa Bay Rays
Charlotte Sports Park, Port Charlotte, FL
Thu Mar 15 2012, 1:21 PM - 4:11 PM EDT
Att: 6,388 - Sunny - 70 F

AB 36
R 6
H 12
RBI 6
BB 5
SO 5
LOB 27

Batter	1	2	3	4	5	6	7	8	9	AB	R	H	RBI	BB	SO	LOB	TOP			
30 Luke Scott, L (1, 10) OBP: 0.333, SLG: 0.636 63 Chris Gimenez, R (7, PH) OBP: 0.241, SLG: 0.276 (7, 10)										3	1	2	1	0	0	0	Tampa Bay Rays @ Pittsburgh Pirates McKechnie Field, Bradenton, FL Sat Mar 17 2012, 1:07 PM - 3:34 PM EDT Att: 6,542 - Partly Cloudy - 83 F			
1 Sean Rodriguez, R (1, 6) OBP: 0.333, SLG: 0.313 9 Elliot Johnson, S (6, 6)										3	0	0	0	0	1	2				
20 Matt Joyce, L (1, 9) OBP: 0.299, SLG: 0.490 29 Tim Beckham, R (6, 4)										2	0	0	0	1	1	1				
23 Carlos Pena, L (1, 3) OBP: 0.263, SLG: 0.200 45 Jeff Salazar, L (6, 8) OBP: 0.435, SLG: 0.579										3	1	1	0	0	1	3				
7 Jeff Keppinger, R (1, 4) OBP: 0.375, SLG: 0.381 11 Brandon Guyer, R (6, 9) OBP: 0.160, SLG: 0.160										3	0	0	0	0	1	3				
5 Sam Fuld, L (1, 8) OBP: 0.436, SLG: 0.250 31 Greg Sexton, R (6, 3)										2	0	0	0	1	2	0				
21 Jose Lobaton, S (1, 2) OBP: 0.261, SLG: 0.273 26 Stephen Vogt, L (7, 2) OBP: 0.394, SLG: 0.500										3	0	1	0	0	1	1				
68 Jesus Feliciano, L (1, 7) OBP: 0.313, SLG: 0.333 65 Brad Coon, L (7, 7) OBP: 0.333, SLG: 0.316											2	0	0	0	1	0				
60 Matt Mangini, L (1, 5) OBP: 0.355, SLG: 0.321 10 Will Rhymes, L (7, PR) OBP: 0.172, SLG: 0.111 (7, 5)										2	0	0	0	1	1	1				
										0	0	0	0	0	0	0				
Inning Stats	R: 0 E: 0 K: 1 S: 6	H: 1 LOB: 2 BB: 1 P: 10	R: 0 E: 0 K: 1 S: 4	H: 0 LOB: 1 BB: 2 P: 12	R: 0 E: 1 K: 1 S: 6	H: 0 LOB: 1 BB: 0 P: 7	R: 0 E: 0 K: 1 S: 6	H: 1 LOB: 1 BB: 0 P: 6	R: 1 E: 0 K: 3 S: 10	H: 1 LOB: 0 BB: 0 P: 11	R: 0 E: 0 K: 0 S: 2	H: 0 LOB: 1 BB: 1 P: 6	R: 0 E: 0 K: 1 S: 6	H: 1 LOB: 1 BB: 0 P: 6	R: 0 E: 0 K: 1 S: 5	H: 0 LOB: 0 BB: 0 P: 5	1B: 2 2B: 2 3B: 1 HR: 1	SF: 0 SAC: 0 DP: 1 HBP: 0	WP: 2 PB: 0 SB: 0 CS: 0	PA: 35
PITCHER	IP WLS BF H R ER SO BB IBB HBP BLK WP HR S P ERA WHIP																			
27 Jeff Karstens, R (1, 1) ERA: 1.13	5.0 L 21 3 1 1 1 5 3 0 0 0 0 1 1 29 44 1.80 1.200																			
Joel Hanrahan, R (6, 1) ERA: 2.25	1.0 4 1 1 1 3 0 0 0 0 0 1 0 10 11 9.00 1.000																			
39 Jason Grilli, R (7, 1) ERA:	2.0 7 1 0 0 1 1 0 0 0 0 0 0 8 12 0.00 1.000																			
17 Ryota Igarashi, R (9, 1) ERA: 4.5	1.0 3 0 0 0 1 0 0 0 0 0 0 0 5 5 0.00 0.000																			

Batter	1	2	3	4	5	6	7	8	9	AB	R	H	RBI	BB	SO	LOB	BOTTOM			
7 Alex Presley, L (1, 7) OBP: 0.419, SLG: 0.600 64 Starling Marte, R (7, 8) OBP: 0.520, SLG: 0.920										2	0	0	0	0	1	1	Tampa Bay Rays @ Pittsburgh Pirates McKechnie Field, Bradenton, FL Sat Mar 17 2012, 1:07 PM - 3:34 PM EDT Att: 6,542 - Partly Cloudy - 83 F			
2 Nate McLouth, L (1, 9) OBP: 0.476, SLG: 0.500 65 Matt Hague, R (7, 3) OBP: 0.409, SLG: 0.682									3	0	1	0	0	0	2	2				
22 Andrew McCutchen, R (1, 8) OBP: 0.444, SLG: 0.687 62 Gorkys Hernandez, R (7, 7) OBP: 0.280, SLG: 0.150									3	1	1	1	0	1	2	1				
18 Neil Walker, S (1, 4) OBP: 0.263, SLG: 0.263 68 Eric Fryer, R (7, 2) OBP: 0.369, SLG: 0.267									3	0	1	0	0	0	0	1				
46 Garrett Jones, L (1, 3) OBP: 0.385, SLG: 0.667 39 Jason Grilli, R (7, 1) 17 Ryota Igarashi, R (9, 1) 41 Jake Fox, R (9, PH) OBP: 0.294, SLG: 0.706											3	0	0	0	2	2				
24 Pedro Alvarez, L (1, 5) OBP: 0.200, SLG: 0.435 69 Jordy Mercer, R (8, 5) OBP: 0.294, SLG: 0.267										3	0	0	0	3	0	0				
26 Rod Barajas, R (1, 2) OBP: 0.294, SLG: 0.412 36 Yamaico Navarro, R (7, 4) OBP: 0.346, SLG: 0.333											2	0	0	0	0	0				
12 Clint Barmes, R (1, 6) OBP: 0.391, SLG: 0.500 5 Josh Harrison, R (7, 6) OBP: 0.667, SLG: 1.067											2	0	1	0	0	1				
27 Jeff Karstens, R (1, 1) 6 Jeff Clement, L (5, PH) Joel Hanrahan, R (6, 1) 31 Jose Tabata, R (7, 9) OBP: 0.261, SLG: 0.364											1	0	0	0	0	0				
										1	0	0	0	0	0	1				
Inning Stats	R: 0 E: 0 K: 1 S: 7	H: 2 LOB: 0 BB: 0 P: 7	R: 0 E: 0 K: 2 S: 7	H: 0 LOB: 0 BB: 0 P: 7	R: 0 E: 1 K: 1 S: 5	H: 0 LOB: 0 BB: 0 P: 6	R: 0 E: 0 K: 1 S: 5	H: 0 LOB: 0 BB: 0 P: 5	R: 0 E: 0 K: 1 S: 6	H: 1 LOB: 1 BB: 0 P: 6	R: 1 E: 0 K: 1 S: 6	H: 1 LOB: 0 BB: 0 P: 6	R: 0 E: 0 K: 0 S: 4	H: 1 LOB: 1 BB: 0 P: 5	R: 0 E: 0 K: 2 S: 7	H: 0 LOB: 0 BB: 0 P: 7	1B: 3 2B: 2 3B: 0 HR: 1	SF: 0 SAC: 0 DP: 1 HBP: 1	WP: 2 PB: 0 SB: 0 CS: 0	PA: 34
PITCHER	IP WLS BF H R ER SO BB IBB HBP BLK WP HR S P ERA WHIP																			
33 James Shields, R (1, 1) ERA: 0.75	6.0 W 23 4 1 0 1 7 0 0 0 0 1 0 6 7 0.00 1.000																			
57 Jake McGee, L (7, 1) ERA:	1.0 H 4 1 0 0 1 0 0 0 0 0 1 0 6 7 0.00 1.000																			
47 Brandon Gomes, R (8, 1) ERA:	1.0 H 4 1 0 0 0 0 0 0 0 0 1 0 4 5 0.00 1.000																			
67 Ryan Reid, R (9, 1) ERA: 2.57	1.0 S 3 0 0 0 2 0 0 0 0 0 0 0 7 7 0.00 0.000																			



Batter	1	2	3	4	5	6	7	8	9	AB	R	H	RBI	BB	SO	LOB	TOP			
8 Desmond Jennings, R OBP: 0.462, SLG: 0.391 65 Brad Coon, L OBP: 0.333, SLG: 0.318										2	1	1	0	1	1	0	Tampa Bay Rays @ Miami Marlins Roger Dean Stadium, Jupiter, FL Tue Mar 20 2012, 1:09 PM - 4:04 PM EDT Att: 4,564 - Partly Cloudy - 81 F			
10 Will Rhymes, L OBP: 0.200, SLG: 0.182										5	0	2	3	0	1	1				
20 Matt Joyce, L OBP: 0.273, SLG: 0.419 31 Greg Sexton, R OBP: 0.340, SLG: 0.550									3	0	0	0	0	0	0	0				
1 Sean Rodriguez, R OBP: 0.381, SLG: 0.294 45 Jeff Salazar, L OBP: 0.440, SLG: 0.550									1	0	0	0	1	1	0	0				
21 Jose Lobaton, S OBP: 0.296, SLG: 0.308 63 Chris Gimenez, R OBP: 0.258, SLG: 0.267									3	0	1	0	0	0	0	1				
5 Sam Fuld, L OBP: 0.384, SLG: 0.222 Robi Estrada, S									3	0	0	0	0	1	3	0				
9 Elliot Johnson, S OBP: 0.273, SLG: 0.133 10 Omar Luna, R OBP: 0.250, SLG: 0.250									3	0	0	0	0	1	2	0				
60 Matt Mangini, L OBP: 0.371, SLG: 0.344 58 Christopher Murrill, L									3	0	1	0	0	0	0	0				
68 Jesus Feliciano, L OBP: 0.333, SLG: 0.355									3	1	2	0	0	0	0	0				
43 Michael Sheridan, L OBP: 0.500, SLG: 0.500										1	0	1	0	0	0	0				
Inning Stats	R: 0 E: 0 K: 1 S: 5	H: 0 LOB: 0 BB: 0 P: 5	R: 0 E: 0 K: 2 S: 7	H: 0 LOB: 0 BB: 0 P: 7	R: 2 E: 0 K: 0 S: 5	H: 3 LOB: 1 BB: 0 P: 5	R: 0 E: 0 K: 1 S: 6	H: 1 LOB: 2 BB: 1 P: 10	R: 0 E: 0 K: 0 S: 3	H: 0 LOB: 1 BB: 0 P: 4	R: 1 E: 0 K: 1 S: 9	H: 3 LOB: 2 BB: 0 P: 9	R: 0 E: 0 K: 1 S: 5	H: 0 LOB: 2 BB: 2 P: 13	R: 0 E: 0 K: 0 S: 3	H: 1 LOB: 0 BB: 0 P: 3	1B: 7 2B: 1 3B: 0 HR: 0	SF: 0 SAC: 1 DP: 1 HBP: 1	WP: 0 PB: 0 SB: 3 CS: 0	PA: 38
PITCHER	IP WLS BF H R ER SO BB IBB HBP BLK WP HR S P ERA WHIP																			
55 Josh Johnson, R ERA: 2.31	4.2 L 18 4 2 2 4 1 0 0 0 0 0 0 25 29 3.86 1.071																			
40 Mike Dunn, L ERA: 3.95	1.1 6 0 0 0 1 1 0 1 1 0 0 6 11 0.00 0.750																			
31 Steve Cishek, R ERA: 1.93	1.1 9 3 1 1 1 2 0 0 0 0 0 0 10 18 6.75 3.750																			
60 Robert Ray, R ERA:	0.2 2 0 0 0 1 0 0 0 0 0 0 0 4 4 0.00 0.000																			
58 Ryan Webb, R ERA:	1.0 3 1 0 0 0 0 0 0 0 0 0 0 3 3 0.00 1.000																			
Batter	1	2	3	4	5	6	7	8	9	AB	R	H	RBI	BB	SO	LOB	BOTTOM			
8 Chris Coghlan, L OBP: 0.273, SLG: 0.238										4	0	0	0	0	1	2	Tampa Bay Rays @ Miami Marlins Roger Dean Stadium, Jupiter, FL Tue Mar 20 2012, 1:09 PM - 4:04 PM EDT Att: 4,564 - Partly Cloudy - 81 F			
73 Donovan Solano, R OBP: 0.433, SLG: 0.423 39 Jaime Ortiz, L										3	0	0	0	0	1	1				
2 Hanley Ramirez, R OBP: 0.515, SLG: 0.731 31 Steve Cishek, R ERA: 1.93 60 Robert Ray, R ERA: 58 Ryan Webb, R ERA:									3	0	0	0	0	1	0	0				
6 Scott Cousins, L OBP: 0.273, SLG: 0.241										1	0	0	0	0	0	0				
15 Gaby Sanchez, R OBP: 0.344, SLG: 0.286 3 Nick Green, R OBP: 0.125, SLG: 0.188									2	1	1	0	0	1	0	0				
14 John Buck, R OBP: 0.333, SLG: 0.478									4	0	0	0	0	2	2	0				
26 Austin Kearns, R OBP: 0.444, SLG: 0.682									3	0	1	2	0	0	0	0				
11 Bryan Petersen, L OBP: 0.353, SLG: 0.267									3	0	1	0	1	0	0	0				
22 Donnie Murphy, R OBP: 0.250, SLG: 0.370									4	0	2	0	0	1	2	0				
55 Josh Johnson, L ERA: 2.31 40 Mike Dunn, L ERA: 3.95 63 Gil Velazquez, R OBP: 0.250, SLG: 0.214									1	0	0	0	0	1	2	0				
Inning Stats	R: 0 E: 0 K: 0 S: 3	H: 0 LOB: 0 BB: 0 P: 3	R: 1 E: 0 K: 1 S: 8	H: 3 LOB: 0 BB: 0 P: 8	R: 0 E: 1 K: 1 S: 5	H: 0 LOB: 0 BB: 0 P: 5	R: 0 E: 0 K: 2 S: 7	H: 0 LOB: 0 BB: 0 P: 7	R: 0 E: 0 K: 1 S: 5	H: 0 LOB: 0 BB: 0 P: 5	R: 0 E: 0 K: 2 S: 9	H: 0 LOB: 0 BB: 0 P: 7	R: 0 E: 0 K: 1 S: 6	H: 1 LOB: 2 BB: 1 P: 10	R: 1 E: 0 K: 0 S: 5	H: 2 LOB: 2 BB: 1 P: 9	1B: 2 2B: 4 3B: 0 HR: 0	SF: 1 SAC: 0 DP: 1 HBP: 0	WP: 1 PB: 0 SB: 0 CS: 0	PA: 35
PITCHER	IP WLS BF H R ER SO BB IBB HBP BLK WP HR S P ERA WHIP																			
40 Wade Davis, R ERA: 3.95	5.0 W 18 3 1 1 5 3 0 0 0 0 0 0 28 28 1.80 0.600																			
73 Johnny Nunez, R ERA: 6.35	1.1 H 4 0 0 0 2 0 0 0 0 0 0 0 8 8 0.00 0.000																			
71 Marquis Fleming, R ERA: 1.8	1.0 H 5 1 0 0 1 1 0 0 0 0 1 0 6 10 0.00 2.000																			
67 Ryan Reid, R ERA: 3.12	1.2 S 8 2 1 1 1 1 0 0 0 0 0 0 9 13 5.40 1.800																			

Batter	1	2	3	4	5	6	7	8	9	AB	R	H	RBI	BB	SO	LOB	TOP									
55 Russell Martin, R (1, 2) OBP: 0.346, SLG: 0.348 64 Justin Maxwell, R (6, PR) OBP: 0.519, SLG: 0.652 (6, 8)	F9		G5-4-3			13 2B 27 G3 1B	K		66 HR 2B	3	0	1	0	0	0	1	New York Yankees @ Tampa Bay Rays Charlotte Sports Park, Port Charlotte, FL Wed Mar 21 2012, 1:11 PM - 4:07 PM EDT Att: 7,011 - Sunny - 82 F livebaseballscorecards.com									
24 Robinson Cano, L (1, 4) OBP: 0.222, SLG: 0.333 66 Gustavo Molina, R (6, 2)	2B			K		P5	G5-3		2B HR	3	0	1	0	0	1	1										
13 Alex Rodriguez, R (1, 5) OBP: 0.441, SLG: 0.655 19 Ramiro Pena, R (6, PR) OBP: 0.389, SLG: 0.375 (6, 5)	K			25 2B 26 BB		27 G3 2B		G6-3	BB BB	2	0	1	0	1	1	1										
25 Mark Teixeira, S (1, 3) OBP: 0.406, SLG: 0.346 67 Colin Curtis, L (7, 9) OBP: 0.333, SLG: 0.429	F8			2B		27 G3 BB		K	K	2	0	1	0	1	0	1										
27 Raul Ibanez, L (1, 10) OBP: 0.111, SLG: 0.088 87 Jose Gil, R (8, PH) OBP: 0.571, SLG: 0.818 (8, 10)	F7			F7		G3		74 BB 1B	K	3	0	0	1	0	0	4										
26 Eduardo Nunez, R (1, 6) OBP: 0.333, SLG: 0.286 74 Doug Bernier, R (7, 6) OBP: 0.381, SLG: 0.421	G5-3			G5-3		F8		40 FC6-4 BB		3	0	0	0	0	0	5										
38 Dewayne Wise, L (1, 8) OBP: 0.333, SLG: 0.619 40 Bill Hall, R (6, 4) OBP: 0.333, SLG: 0.385	F8					73 4-3 1B		F8	FC6-4	2	0	1	0	0	0	0										
73 Cole Garner, R (1, 7) OBP: 0.444, SLG: 0.714			E5 55 G5-4-3			L4-3		91 2B BB	91 FB 64 2B 2B	3	2	1	0	1	0	1										
41 Chris Dickerson, L (1, 9) OBP: 0.318, SLG: 0.263 91 Jorge Vazquez, R (7, PH) OBP: 0.174, SLG: 0.143 (7, 3)	K			K				1-H 2B	F8	2	0	0	0	0	2	1										
Inning Stats	R: 0 E: 0 K: 1 S: 6	H: 1 LOB: 1 BB: 0 P: 6	R: 0 E: 0 K: 0 S: 3	H: 0 LOB: 0 BB: 0 P: 3	R: 0 E: 1 K: 1 S: 5	H: 0 LOB: 0 BB: 0 P: 5	R: 0 E: 0 K: 1 S: 6	H: 1 LOB: 2 BB: 1 P: 10	R: 0 E: 0 K: 1 S: 5	H: 1 LOB: 0 BB: 0 P: 5	R: 1 E: 0 K: 0 S: 5	H: 2 LOB: 3 BB: 1 P: 9	R: 1 E: 0 K: 1 S: 6	H: 1 LOB: 1 BB: 1 P: 10	R: 0 E: 0 K: 1 S: 6	H: 1 LOB: 2 BB: 1 P: 10		R: 3 E: 0 K: 2 S: 12	H: 3 LOB: 1 BB: 1 P: 16	1B: 3 2B: 7 3B: 0 HR: 1	SF: 0 SAC: 0 DP: 2 HBP: 0	WP: 0 PB: 0 SB: 0 CS: 0	PA: 41			
PITCHER	IP	WLS	BF	H	R	ER	SO	BB	IBB	HBP	BLK	WP	HR	S	P	ERA		WHIP	PITCHER							
43 Kyle Farnsworth, R (1, 1) ERA: 0.00	1.1		5	1	0	0	1	0	0	0	0	0	0	7	7	0.00		0.750	47 Brandon Gomes, R (9, 1) ERA: 6.75							
39 J.P. Howell, L (2, 1) ERA: 3.18	1.2		5	0	0	0	1	0	0	0	0	0	0	7	7	0.00		0.000								
31 Burke Badenhop, R (4, 1) ERA: 2.7	2.0	H	8	2	0	0	2	1	0	0	0	0	0	11	15	0.00		1.500								
27 Cesar Ramos, L (6, 1) ERA: 5.19	1.2	B	10	3	2	2	1	2	0	0	0	0	0	10	18	10.80	3.000									
57 Jake McGee, L (7, 1) ERA:	1.1		6	1	0	0	1	1	0	0	0	0	0	7	11	0.00	1.500									

Batter	1	2	3	4	5	6	7	8	9	AB	R	H	RBI	BB	SO	LOB	BOTTOM									
18 Ben Zobrist, S (1, 9) OBP: 0.241, SLG: 0.231 45 Jeff Salazar, L (8, 7) OBP: 0.423, SLG: 0.524	G4-3		F8			G3		K		3	0	0	0	0	0	0	New York Yankees @ Tampa Bay Rays Charlotte Sports Park, Port Charlotte, FL Wed Mar 21 2012, 1:11 PM - 4:07 PM EDT Att: 7,011 - Sunny - 82 F livebaseballscorecards.com									
30 Luke Scott, L (1, 10) OBP: 0.250, SLG: 0.421	F9		K			K		K		4	0	0	0	0	3	1										
3 Evan Longoria, R (1, 5) OBP: 0.222, SLG: 0.333 63 Chris Gimenez, R (8, 5) OBP: 0.281, SLG: 0.267	F8			F7		G6-3		60 S IBB		3	0	0	0	0	0	0										
23 Carlos Pena, L (1, 3) OBP: 0.308, SLG: 0.238 60 Matt Mangini, L (7, 3) OBP: 0.361, SLG: 0.333	20 HR 1B			7 E BB		K		K		2	1	1	0	1	1	0										
20 Matt Joyce, L (1, 7) OBP: 0.278, SLG: 0.500 65 Brad Coon, L (8, 8) OBP: 0.321, SLG: 0.304	1-H HR			K		K		K		3	1	1	2	0	2	1										
7 Jeff Keppinger, R (1, 4) OBP: 0.400, SLG: 0.407 10 Will Rhymes, L (7, PR) OBP: 0.194, SLG: 0.176 (8, 4)	P4			E9 1B		68 WP 28 S 1B		F8		3	0	2	0	0	0	0										
28 Jose Molina, R (1, 2) OBP: 0.250, SLG: 0.261 7 Shawn O'Malley, S (9, PR)	F8			F7		K		K		4	0	1	0	0	1	3										
68 Jesus Feliciano, L (1, 8) OBP: 0.308, SLG: 0.324 KD Kang, L (8, 9) OBP: 0.500, SLG: 0.500	G4-3					F8		K		1	0	0	0	0	1	1										
1 Sean Rodriguez, R (1, 6) OBP: 0.348, SLG: 0.263 9 Elliot Johnson, S (8, 6) OBP: 0.235, SLG: 0.194	G6-3			K				45 BLK 2B		2	0	0	0	0	1	0										
Inning Stats	R: 0 E: 0 K: 0 S: 3	H: 0 LOB: 0 BB: 0 P: 3	R: 2 E: 0 K: 0 S: 5	H: 2 LOB: 0 BB: 0 P: 5	R: 0 E: 0 K: 1 S: 5	H: 0 LOB: 0 BB: 0 P: 5	R: 0 E: 1 K: 1 S: 6	H: 1 LOB: 2 BB: 1 P: 10	R: 0 E: 0 K: 2 S: 7	H: 0 LOB: 0 BB: 0 P: 7	R: 0 E: 0 K: 3 S: 10	H: 1 LOB: 2 BB: 0 P: 11	R: 0 E: 0 K: 3 S: 10	H: 1 LOB: 2 BB: 1 P: 14	R: 0 E: 0 K: 1 S: 6	H: 1 LOB: 1 BB: 0 P: 6		1B: 3 2B: 2 3B: 0 HR: 1	SF: 0 SAC: 0 DP: 0 HBP: 0	WP: 1 PB: 0 SB: 2 CS: 0	PA: 35					
PITCHER	IP	WLS	BF	H	R	ER	SO	BB	IBB	HBP	BLK	WP	HR	S	P	ERA		WHIP	PITCHER							
65 Phil Hughes, R (1, 1) ERA: 2.09	5.0		19	3	2	2	3	1	0	0	0	0	0	24	28	3.60		0.800	47 Brandon Gomes, R (9, 1) ERA: 6.75							
39 Clay Rapada, L (6, 1) ERA:	1.0		3	0	0	0	2	0	0	0	0	0	0	7	7	0.00		0.000								
76 Cesar Cabral, L (7, 1) ERA: 2.16	2.0	W	9	2	0	0	6	0	1	0	1	1	0	20	25	0.00		1.000								
63 Michael O'Connor, L (9, 1) ERA: 9.64	1.0	S	4	1	0	0	1	0	0	0	0	0	0	6	6	0.00	1.000									

Batter	1	2	3	4	5	6	7	8	9	AB	R	H	RBI	BB	SO	LOB	TOP							
9 Elliott Johnson, S OBP: 0.231, SLG: 0.194 75 Leonardo Reginatto, R (8, 6)	F8		F7	L9		FC1-2		54 SH 60 1B 1B		5	1	1	0	0	0	3								
5 Sam Fuld, L OBP: 0.346, SLG: 0.227 Jeff Malm, L (6, 3)	G5-3		K			23 F 23 G3-4-1 1B		54 SH 60 1B 1B		4	1	1	0	0	1	2								
18 Ben Zobrist, S OBP: 0.281, SLG: 0.250 54 Robby Price, L (6, 4)	1B		7 BB 1B					SH 60 1B 22 FC6-2 1B		2	1	1	0	1	1	1								
23 Carlos Pena, L OBP: 0.310, SLG: 0.217 60 Matt Mangini, L (7, PH) (7, 10)	G3		7 1B 1B			G3-4-1		21 F9 65 1B BB		2	0	0	1	1	0	1								
7 Jeff Keppinger, R OBP: 0.394, SLG: 0.400 22 Todd Glaesmann, R (6, 9)		F7				L6		E9 65 1B 1B		3	0	1	1	0	0	0								
21 Jose Lobaton, S OBP: 0.281, SLG: 0.267 (1, 2)	F8		F7					F9		4	1	0	0	1	0	5								
45 Jeff Salazar, L OBP: 0.483, SLG: 0.524 65 Brad Coon, L OBP: 0.333, SLG: 0.320 (6, 8)	63 BB 1B					63 BB 1B		10 FC3-6 9 FC1-2 BB		0	1	0	0	3	0	0								
63 Chris Gimenez, R OBP: 0.270, SLG: 0.257 (1, 7)	1B		F8			F8		FC1 10 FC3-6 1B		5	0	1	1	0	0	5								
10 Will Rhymes, L OBP: 0.195, SLG: 0.256 (1, 5)	K					F8		FC3-6 9 FC1-2 1B		5	1	1	2	0	1	4								
Inning Stats	R: 0 E: 0 K: 0 S: 4	H: 1 LOB: 1 BB: 4	R: 1 E: 0 K: 1 S: 6	H: 1 LOB: 1 BB: 11	R: 1 E: 0 K: 1 S: 6	H: 1 LOB: 2 BB: 14	R: 0 E: 0 K: 0 S: 3	H: 0 LOB: 1 BB: 8	R: 1 E: 0 K: 1 S: 6	H: 1 LOB: 0 BB: 7	R: 1 E: 1 K: 0 S: 4	H: 0 LOB: 2 BB: 12	R: 1 E: 1 K: 1 S: 7	H: 1 LOB: 1 BB: 11	R: 3 E: 0 K: 0 S: 9	H: 4 LOB: 1 BB: 9	R: 0 E: 0 K: 0 S: 3	H: 0 LOB: 0 BB: 3	1B: 8 2B: 0 3B: 0 HR: 1	SF: 0 SAC: 1 DP: 0 HBP: 0	WP: 0 PB: 0 SB: 2 CS: 0	PA: 45		
PITCHER	IP WLS BF H R ER SO BB IBB HBP BLK WP HR S P ERA WHIP																							
27 Jeff Karstens, R ERA: 2.08	(1, 1)	5.0	23	4	3	2	3	4	0	0	0	0	0	0	0	25	44	3.60	1.600					
78 Doug Slaten, L ERA: 9.0	(6, 1)	1.0	6	0	1	1	0	2	0	0	0	0	0	0	0	4	12	9.00	2.000					
57 Daniel Moskos, L ERA:	(7, 1)	0.2	5	1	1	0	1	1	0	0	0	0	0	0	0	6	10	0.00	3.000					
66 Shairon Martis, R ERA:	(7, 1)	0.1	1	0	0	0	0	0	0	0	0	0	0	0	1	1	0.00	0.000						
39 Jason Grilli, R ERA: 3.86	(8, 1)	1.0	7	4	3	3	0	0	0	0	0	0	0	0	1	9	27.00	4.000						
PITCHER	IP WLS BF H R ER SO BB IBB HBP BLK WP HR S P ERA WHIP																							
44 Tony Watson, L ERA: 7.71	(9, 1)	1.0	3	0	0	0	0	0	0	0	0	0	0	0	0	3	3	0.00	0.000					

Tampa Bay Rays @ Pittsburgh Pirates
McKechnie Field, Bradenton, FL
Thu Mar 22 2012, 1:06 PM - 4:24 PM EDT
Att: 5,639 - Cloudy - 85 F

AB 37
R 8
H 9
RBI 8
BB 7
SO 4
LOB 23



Batter	1	2	3	4	5	6	7	8	9	AB	R	H	RBI	BB	SO	LOB	BOTTOM							
7 Alex Presley, L OBP: 0.381, SLG: 0.500 Luis Urena, R (8, 9)	2 E 36 S FC4 1B		K			G3		K		4	1	1	0	0	1	2								
12 Clint Barmes, R OBP: 0.387, SLG: 0.467 69 Jordy Mercer, R OBP: 0.318, SLG: 0.300 (8, 6)	K		F9			2 BB 1B		46 G3 36 1B 46 S		4	2	2	0	0	1	1								
2 Nate McLouth, L OBP: 0.481, SLG: 0.652 Junior Sosa, L (8, 7)	FC4 36 S 36 1B		46 BB 1B			46 K 2B		K		3	1	1	1	1	1	2								
46 Garrett Jones, L OBP: 0.333, SLG: 0.515 (1, 3)	K		36 FC6-4 1B			K		G3		5	0	1	0	0	2	5								
36 Yamaico Navarro, R OBP: 0.361, SLG: 0.424 (1, 4)	1B		FC6-4			K		G3		4	1	3	3	0	0	2								
24 Pedro Alvarez, L OBP: 0.196, SLG: 0.333 5 Josh Harrison, R OBP: 0.609, SLG: 0.950 (7, 5)	K2-3					G4-3		K		3	0	0	0	0	2	1								
19 Nick Evans, R OBP: 0.238 79 Gregory Polanco, L (8, 8)			26 BB 27 G3 1B			G4-3		14 BB 1B		2	0	1	0	1	0	0								
26 Rod Barajas, R OBP: 0.304, SLG: 0.522 41 Jake Fox, R OBP: 0.318, SLG: 0.619 (8, 2)	1B					K		F8		3	1	2	1	0	0	1								
27 Jeff Karstens, R ERA: 2.04 78 Doug Slaten, L ERA: 9.0 14 Casey McGehee, R 57 Daniel Moskos, R 66 Shairon Martis, R 39 Jason Grilli, R 65 Matt Hague, R 44 Tony Watson, L (8, 1)	G3					G4-3		G2-3		2	0	0	0	0	0	0								
Inning Stats	R: 2 E: 1 K: 3 S: 12	H: 2 LOB: 0 BB: 0 P: 13	R: 0 E: 0 K: 0 S: 3	H: 2 LOB: 0 BB: 0 P: 3	R: 0 E: 0 K: 1 S: 6	H: 1 LOB: 2 BB: 1 P: 10	R: 1 E: 0 K: 0 S: 4	H: 1 LOB: 0 BB: 0 P: 5	R: 1 E: 0 K: 1 S: 6	H: 2 LOB: 0 BB: 0 P: 6	R: 1 E: 0 K: 1 S: 8	H: 2 LOB: 2 BB: 1 P: 13	R: 1 E: 0 K: 1 S: 7	H: 2 LOB: 1 BB: 0 P: 8	R: 0 E: 0 K: 1 S: 6	H: 1 LOB: 0 BB: 0 P: 6	R: 0 E: 0 K: 1 S: 5	H: 1 LOB: 0 BB: 0 P: 5	1B: 11 2B: 1 3B: 0 HR: 2	SF: 0 SAC: 0 DP: 1 HBP: 0	WP: 0 PB: 0 SB: 3 CS: 0	PA: 40		
PITCHER	IP WLS BF H R ER SO BB IBB HBP BLK WP HR S P ERA WHIP																							
33 James Shields, R ERA: 2.04	(1, 1)	5.2	27	10	5	3	6	2	0	0	0	0	0	0	0	2	38	4.76	2.118					
52 Josh Lueke, R ERA: 5.4	(6, 1)	1.1	6	2	1	1	1	0	0	0	0	0	0	0	0	8	9	6.75	1.500					
75 Romulo Sanchez, R ERA: 4.66	(8, 1)	2.0	7	2	0	0	2	0	0	0	0	0	0	0	11	11	0.00	1.000						

Tampa Bay Rays @ Pittsburgh Pirates
McKechnie Field, Bradenton, FL
Thu Mar 22 2012, 1:06 PM - 4:24 PM EDT
Att: 5,639 - Cloudy - 85 F

AB 38
R 6
H 14
RBI 5
BB 2
SO 9
LOB 18



Batter	1	2	3	4	5	6	7	8	9	AB	R	H	RBI	BB	SO	LOB	TOP								
11 Rajai Davis, R OBP: 0.286, SLG: 0.265 John Tolisano, S (7.9)	F8		G5-3		F8		F8		F8	4	0	1	0	0	0	1									
45 Travis Snider, L OBP: 0.375, SLG: 0.698 36 Ricardo Naita, L OBP: 0.500, SLG: 0.500	G1-3		K		G1-3		G1-3		G1-3	3	0	0	0	1	1										
8 Ben Francisco, R OBP: 0.206, SLG: 0.188 43 Anthony Gose, L OBP: 0.310, SLG: 0.370	G5-3		K		K		K		SH1-3	1	0	0	0	0	0										
10 Edwin Encarnación, R OBP: 0.356, SLG: 0.610 30 Brian Boccia, R OBP: 0.650, SLG: 0.846		HR			FC4-6					1	1	1	1	2	0										
14 Eric Thames, L OBP: 0.378, SLG: 0.500 31 Brian Jeroloman, L OBP: 0.286, SLG: 0.429		K			FC4-6					3	0	1	0	0	1										
30 David Cooper, L OBP: 0.378, SLG: 0.395 25 Chris Woodward, R OBP: 0.286, SLG: 0.091		1B			F9					4	0	1	1	0	1										
6 Jeff Mathis, R OBP: 0.167 68 Yan Gomes, R OBP: 0.476, SLG: 0.857		1B			G5-3					3	0	1	0	0	1										
1 Luis Valbuena, L OBP: 0.241, SLG: 0.393 18 Mike McCoy, R OBP: 0.250, SLG: 0.241		P6			G3-1					3	0	0	0	0	1										
62 Jonathan Diaz, R OBP: 0.500, SLG: 0.593 31 Ruben Gotay, S OBP: 0.250, SLG: 0.250		K								2	1	1	0	1	1										
Inning Stats	R: 0 E: 0 K: 0 S: 3	H: 0 LOB: 0 BB: 0 P: 3	R: 1 E: 0 K: 2 S: 10	H: 3 LOB: 2 BB: 0 P: 11	R: 0 E: 0 K: 2 S: 7	H: 0 LOB: 0 BB: 0 P: 7	R: 0 E: 0 K: 0 S: 3	H: 0 LOB: 1 BB: 1 P: 7	R: 0 E: 0 K: 0 S: 4	H: 1 LOB: 1 BB: 0 P: 4	R: 1 E: 0 K: 2 S: 8	H: 1 LOB: 2 BB: 1 P: 12	R: 1 E: 0 K: 2 S: 8	H: 1 LOB: 3 BB: 3 P: 20	R: 0 E: 0 K: 2 S: 7	H: 0 LOB: 1 BB: 1 P: 11	R: 4 E: 0 K: 0 S: 6	H: 3 LOB: 1 BB: 2 P: 14	1B: 6 2B: 2 HR: 1	SF: 0 SAC: 1 DP: 0 HBP: 0	WP: 0 PB: 1 SB: 0 CS: 0	PA: 44			
PITCHER	IP	WLS	BF	H	R	ER	SO	BB	IBB	HBP	BLK	WP	HR	S	P	ERA	WHIP								
14 David Price, L ERA: 4.5	5.1		23	5	2	2	5	2	0	0	0	0	1	31	40	3.38	1.312								
56 Fernando Rodney, R ERA: 3.38	1.1	H	8	1	1	1	3	3	0	0	0	0	0	11	23	6.75	3.000								
62 Joel Peralta, R ERA: 1.69	1.1	H	5	0	0	0	2	1	0	0	0	0	0	8	12	0.00	0.750								
73 Jhonny Nunez, R ERA: 10.8	1.0	L	8	3	4	4	0	2	0	0	0	0	0	6	14	36.00	5.000								

Toronto Blue Jays @ Tampa Bay Rays
Charlotte Sports Park, Port Charlotte, FL
Fri Mar 23 2012, 7:15 PM - 10:35 PM EDT
Att: 5,982 - Partly Cloudy - 82 F

livebaseballscorecards.com

AB 35
R 7
H 9
RBI 7
BB 8
SO 10
LOB 21



Batter	1	2	3	4	5	6	7	8	9	AB	R	H	RBI	BB	SO	LOB	BOTTOM								
1 Sean Rodriguez, R OBP: 0.370, SLG: 0.238 45 Jeff Salazar, L OBP: 0.467, SLG: 0.500	18 BB 7 1B	18 BB 3 1B		K		G5-3		E4		2	2	0	0	2	1										
18 Ben Zobrist, S OBP: 0.306, SLG: 0.233 60 Matt Mangini, L OBP: 0.385, SLG: 0.343	7 BB 1B	7 BB 3 1B		K		G3-1		L6-5		2	0	0	1	2	1										
3 Evan Longoria, R OBP: 0.227, SLG: 0.316 63 Chris Gimenez, R OBP: 0.263, SLG: 0.250				K		K				4	0	1	2	0	3										
7 Jeff Keppinger, R OBP: 0.405, SLG: 0.412 65 Brad Coon, L OBP: 0.323, SLG: 0.308		F8								4	0	2	1	0	0										
23 Carlos Pena, L OBP: 0.273, SLG: 0.185 36 Craig Albemaz, R		F9								4	0	0	0	0	1										
30 Luke Scott, L OBP: 0.208, SLG: 0.348	FC4-6			K						4	0	0	0	0	1										
20 Matt Joyce, L OBP: 0.306, SLG: 0.500 9 Elliot Johnson, S OBP: 0.225, SLG: 0.189		F8								2	0	1	0	1	0										
28 José Molina, R OBP: 0.259, SLG: 0.269 10 Will Rhymes, L OBP: 0.214, SLG: 0.256										1	0	0	0	0	0										
5 Sam Fuld, L OBP: 0.357, SLG: 0.217 68 Jesús Feliciano, L OBP: 0.341, SLG: 0.361										1	1	0	0	1	1										
Inning Stats	R: 1 E: 0 K: 2 S: 8	H: 1 LOB: 2 BB: 2 P: 16	R: 3 E: 0 K: 0 S: 5	H: 2 LOB: 3 BB: 3 P: 17	R: 0 E: 0 K: 2 S: 8	H: 1 LOB: 1 BB: 0 P: 8	R: 0 E: 0 K: 3 S: 9	H: 0 LOB: 0 BB: 0 P: 9	R: 0 E: 0 K: 0 S: 4	H: 1 LOB: 2 BB: 1 P: 9	R: 0 E: 0 K: 1 S: 6	H: 1 LOB: 1 BB: 0 P: 6	R: 0 E: 0 K: 0 S: 3	R: 1 E: 1 K: 0 S: 4	H: 1 LOB: 1 BB: 1 P: 8	R: 0 E: 0 K: 0 S: 3	H: 0 LOB: 0 BB: 0 P: 3	1B: 7 2B: 1 3B: 0 HR: 0	SF: 0 SAC: 0 DP: 1 HBP: 0	WP: 2 PB: 0 SB: 0 CS: 0	PA: 41				
PITCHER	IP	WLS	BF	H	R	ER	SO	BB	IBB	HBP	BLK	WP	HR	S	P	ERA	WHIP								
27 Brett Cecil, L ERA: 3.55	2.2		17	4	4	4	3	5	0	0	0	1	0	18	38	13.50	3.375								
50 Drew Carpenter, R ERA: 1.23	1.1		4	0	0	0	4	0	0	0	0	0	0	12	12	0.00	0.000								
20 Jesse Chavez, R ERA: 2.57	1.0		5	1	0	0	0	1	0	0	0	1	0	4	9	0.00	2.000								
69 Drew Hutchison, R ERA: 3.27	4.0	W	15	2	1	1	1	1	0	0	0	0	0	16	20	2.25	0.750								

Toronto Blue Jays @ Tampa Bay Rays
Charlotte Sports Park, Port Charlotte, FL
Fri Mar 23 2012, 7:15 PM - 10:35 PM EDT
Att: 5,982 - Partly Cloudy - 82 F

livebaseballscorecards.com

AB 34
R 5
H 7
RBI 5
BB 7
SO 8
LOB 22



Batter	1	2	3	4	5	6	7	8	9	AB	R	H	RBI	BB	SO	LOB	TOP										
8 Desmond Jennings, R OBP: 0.400, SLG: 0.533 65 Brad Coon, L OBP: 0.313, SLG: 0.296	F8	G4-3			F9		F4		E4 45 BB, 54 1B	4	0	0	0	0	0	5											
9 Elliot Johnson, S OBP: 0.209, SLG: 0.175 54 Robby Price, L OBP: 0.333, SLG: 0.333	G5-3		F7		K		F7		45 BB 1B	3	0	0	0	0	1	1											
3 Evan Longoria, R OBP: 0.268, SLG: 0.286 45 Jeff Salazar, L OBP: 0.485, SLG: 0.583	K		K				P4		31 SF9 3B	2	0	0	0	0	2	0											
20 Matt Joyce, L OBP: 0.317, SLG: 0.486 31 Greg Sexton, R		60 1B, 63 BB HBP	G4-3				SF9		F7	1	1	0	0	0	0	0											
1 Sean Rodriguez, R OBP: 0.367, SLG: 0.217 43 Michael Shendan, L OBP: 0.667, SLG: 1.000		63 FC5-6-4 10 1B BB			L5		G4-3		39 G6-3 2B	2	1	0	0	1	0	0											
60 Matt Mancini, L OBP: 0.381, SLG: 0.342 39 Juniel Querecuto, S		63 FC5-6-4 1B			G3		G4-3		G6-3	3	0	1	0	0	0	0											
63 Chris Gimenez, R OBP: 0.262, SLG: 0.325		FC5-6-4 68 FC4 10 1B 1B			G6-3				K	4	1	1	2	0	1	3											
10 Will Rhymes, L OBP: 0.267, SLG: 0.275 67 Cody Rogers, L		68 FC4 1B					68 G1-3 BB			1	0	1	1	2	0	0											
68 Jesús Feliciano, L OBP: 0.341, SLG: 0.359 18 John Shelby, R OBP: 0.500, SLG: 0.500		FC4			G1-3				P5	3	0	1	0	0	0	3											
Inning Stats	R: 0 E: 0 K: 1 S: 5	H: 0 LOB: 0 BB: 0 P: 5	R: 2 E: 0 K: 0 S: 5	H: 2 LOB: 2 BB: 1 P: 10	R: 0 E: 0 K: 1 S: 5	H: 0 LOB: 0 BB: 0 P: 5	R: 0 E: 0 K: 0 S: 3	H: 0 LOB: 0 BB: 0 P: 3	R: 0 E: 0 K: 1 S: 5	H: 0 LOB: 1 BB: 1 P: 9	R: 1 E: 0 K: 0 S: 4	H: 1 LOB: 0 BB: 0 P: 4	R: 1 E: 0 K: 0 S: 6	H: 2 LOB: 2 BB: 1 P: 10	R: 0 E: 0 K: 1 S: 6	H: 1 LOB: 1 BB: 0 P: 6	R: 0 E: 1 K: 0 S: 5	H: 1 LOB: 3 BB: 1 P: 9	1B: 4 2B: 1 3B: 1 HR: 1	SF: 1 SAC: 0 DP: 0 HBP: 1	WP: 0 PB: 0 SB: 0 CS: 0	PA: 40					
PITCHER	IP	WLS	BF	H	R	ER	SO	BB	IBB	HBP	BLK	WP	HR	S	P	ERA	WHIP										
60 Jeff Gray, R ERA: 3.0	2.0	W	10	2	2	2	1	1	0	1	0	0	0	10	15	9.00	1.500										
44 Matt Maloney, L ERA:	3.1	H	6	0	0	0	1	0	0	0	0	0	0	8	8	0.00	0.000										
15 Glen Perkins, L ERA: 2.57	1.0		4	0	0	0	1	1	0	0	0	0	0	5	9	0.00	1.000										
55 Matt Capps, R ERA: 3.86	1.0		4	1	1	1	0	0	0	0	0	0	0	4	4	9.00	1.000										
31 Alex Burnett, R ERA: 7.71	2.0		10	3	1	1	1	1	0	0	0	0	1	12	16	4.50	2.000										
PITCHER	IP	WLS	BF	H	R	ER	SO	BB	IBB	HBP	BLK	WP	HR	S	P	ERA	WHIP										
85 Casey Fien, R ERA:	1.0		6	1	0	0	0	1	0	0	0	0	0	5	9	0.00	2.000										

Tampa Bay Rays @ Minnesota Twins
Hammond Stadium, Fort Myers, FL
Sat Mar 24 2012, 3:09 PM - 6:30 PM EDT
Att: 6,292 - Sunny - 86 F

AB	34
R	4
H	7
RBI	4
BB	4
SO	4
LOB	20



Batter	1	2	3	4	5	6	7	8	9	AB	R	H	RBI	BB	SO	LOB	BOTTOM										
2 Denard Span, L OBP: 0.405, SLG: 0.378 26 Brian Dinkelman, L OBP: 0.310, SLG: 0.346	F8		L4	8 1B 3B		K		F8		3	1	1	2	1	0	1											
8 Jamey Carroll, R OBP: 0.333, SLG: 0.278 71 Pedro Florimón, S OBP: 0.222, SLG: 0.167		L4		1B		P6		K		4	2	3	1	0	0	2											
7 Joe Mauer, L OBP: 0.365, SLG: 0.389 11 Ben Revere, L OBP: 0.359, SLG: 0.378	K		16 1B, 22 WP 33 BB 1B			F7		E6 32 BB		4	2	2	0	0	1	2											
33 Justin Morneau, L OBP: 0.233, SLG: 0.333 32 René Rivera, R OBP: 0.400, SLG: 0.385	HR		22 WP, 27 G3 16 1B BB	1B		K		K		2	3	2	5	1	0	0											
16 Josh Willingham, R OBP: 0.405, SLG: 0.471 63 Joe Benson, R OBP: 0.333, SLG: 0.459	F8		27 G3, 5 2B 22 WP 1B			K		G1-3		3	1	1	0	0	0	0											
22 Danny Valencia, R OBP: 0.318, SLG: 0.571 73 Michael Hollimon, S OBP: 0.524, SLG: 0.722	G4-3		P6	5 BB 38 1B BB		K		41 1B, 27 BB 38 2B BB		3	2	0	0	2	1	2											
27 Chris Parmelee, L OBP: 0.395, SLG: 0.632	G3-1		G3	F9		HR		41 1B 38 2B BB		4	2	1	2	1	0	2											
5 J.R. Towles, R OBP: 0.353, SLG: 0.733 41 Drew Butera, R OBP: 0.297, SLG: 0.333	HR		38 1B 2 3B BB			K		38 2B 11 E 1B		3	3	2	2	1	1	0											
38 Luke Hughes, R OBP: 0.410, SLG: 0.722	2B		2 3B 1B			HR		11 E 2B		5	2	5	5	0	0	0											
Inning Stats	R: 2 E: 0 K: 1 S: 8	H: 2 LOB: 0 BB: 0 P: 10	R: 1 E: 0 K: 0 S: 7	H: 2 LOB: 2 BB: 1 P: 12	R: 4 E: 0 K: 0 S: 7	H: 4 LOB: 1 BB: 1 P: 12	R: 7 E: 0 K: 0 S: 10	H: 6 LOB: 1 BB: 2 P: 19	R: 0 E: 0 K: 2 S: 7	H: 0 LOB: 0 BB: 0 P: 7	R: 2 E: 0 K: 2 S: 9	H: 2 LOB: 0 BB: 0 P: 12	R: 0 E: 0 K: 2 S: 7	H: 0 LOB: 0 BB: 0 P: 7	R: 3 E: 1 K: 1 S: 8	H: 2 LOB: 3 BB: 3 P: 20	1B: 8 2B: 4 3B: 1 HR: 5	SF: 0 SAC: 0 DP: 0 HBP: 0	WP: 1 PB: 0 SB: 0 CS: 0	PA: 50							
PITCHER	IP	WLS	BF	H	R	ER	SO	BB	IBB	HBP	BLK	WP	HR	S	P	ERA	WHIP										
58 Jeremy Hellickson, R ERA: 6.43	2.0	L	11	3	4	4	2	2	0	0	0	0	0	13	21	18.00	2.500										
57 Jake McGee, L ERA: 2.45	2.0		8	2	2	2	4	0	0	0	0	0	2	16	19	9.00	1.000										
47 Brandon Gomes, R ERA: 9.64	0.2		6	2	3	2	1	2	0	0	0	0	0	6	14	27.00	6.000										
67 Ryan Reid, R ERA: 3.0	0.1		3	0	0	0	0	1	0	0	0	0	0	2	6	0.00	3.000										

Tampa Bay Rays @ Minnesota Twins
Hammond Stadium, Fort Myers, FL
Sat Mar 24 2012, 3:09 PM - 6:30 PM EDT
Att: 6,292 - Sunny - 86 F

AB	43
R	19
H	18
RBI	17
BB	7
SO	8
LOB	17



Batter	1	2	3	4	5	6	7	8	9	AB	R	H	RBI	BB	SO	LOB	TOP								
8 Desmond Jennings, R (1.10) OBP: 0.382, SLG: 0.523										4	0	1	0	0	0	0	<p>Tampa Bay Rays @ Boston Red Sox</p> <p>JetBlue Park, Ft. Myers, FL</p> <p>Tue Mar 27 2012, 1:40 PM - 4:29 PM EDT</p> <p>Att: 9,685 - Sunny - 82 F</p>								
20 Matt Joyce, L (1.9) OBP: 0.277, SLG: 0.419										3	0	0	0	0	1	1									
63 Chris Gimenez, R (7.2) OBP: 0.244, SLG: 0.302										1	0	0	0	0	0	0									
18 Ben Zobrist, S (1.4) OBP: 0.391, SLG: 0.421										2	0	1	0	1	0	0									
9 Elliot Johnson, S (6.4) OBP: 0.240, SLG: 0.244										1	0	0	0	0	0	0									
23 Carlos Pena, L (1.3) OBP: 0.302, SLG: 0.206										2	0	0	0	1	2	3									
68 Jesus Feliciano, L (7.8) OBP: 0.327, SLG: 0.341										1	0	0	0	0	0	0									
7 Jeff Keppinger, R (1.5) OBP: 0.391, SLG: 0.381										2	0	0	0	1	0	1									
97 Keith Castillo, S (8.2) OBP: 0.391, SLG: 0.381										1	0	0	0	0	1	0									
45 Jeff Salazar, L (1.8) OBP: 0.482, SLG: 0.552										3	0	0	0	0	1	0									
1 Sean Rodriguez, R (1.6) OBP: 0.359, SLG: 0.226										3	0	0	0	0	3	2									
35 Henry Wrigley, R (7.3) OBP: 1.000, SLG: 1.000										0	0	0	0	0	0	0									
21 Jose Lobaton, S (1.2) OBP: 0.282, SLG: 0.324										3	0	1	0	0	1	2									
22 Todd Glaesmann, R (7.7) OBP: 0.282, SLG: 0.324										0	0	0	0	0	0	0									
10 Will Rhymes, L (1.7) OBP: 0.269, SLG: 0.261										3	0	0	0	0	0	1									
79 Felix Gonzalez, S (7.4) OBP: 0.269, SLG: 0.261										0	0	0	0	0	0	0									
Inning Stats	R: 0 E: 0 K: 1 S: 5	H: 0 LOB: 0 BB: 0 P: 6	R: 0 E: 0 K: 2 S: 7	H: 0 LOB: 2 BB: 2 P: 15	R: 0 E: 0 K: 1 S: 6	H: 1 LOB: 2 BB: 1 P: 10	R: 0 E: 0 K: 1 S: 5	H: 0 LOB: 0 BB: 0 P: 5	R: 0 E: 0 K: 0 S: 3	H: 0 LOB: 0 BB: 0 P: 3	R: 0 E: 0 K: 1 S: 6	H: 1 LOB: 1 BB: 0 P: 6	R: 0 E: 0 K: 1 S: 6	H: 1 LOB: 1 BB: 0 P: 6	R: 0 E: 0 K: 0 S: 3	H: 0 LOB: 0 BB: 0 P: 3	R: 0 E: 0 K: 2 S: 7	H: 0 LOB: 0 BB: 0 P: 7	1B: 2 2B: 1 3B: 0 HR: 0	SF: 0 SAC: 1 DP: 0 HBP: 0	WP: 0 PB: 0 SB: 0 CS: 0	PA: 33			
PITCHER	IP	WLS	BF	H	R	ER	SO	BB	IBB	HBP	BLK	WP	HR	S	P	ERA	WHIP								
19 Josh Beckett, R (1.1) ERA: 0.05	5.0	W	19	1	0	0	5	3	0	0	0	0	0	26	39	0.00	0.800								
48 Scott Atchison, R (6.1) ERA: 3.6	1.2	H	6	1	0	0	2	0	0	0	0	0	0	10	10	0.00	0.600								
46 Franklin Morales, L (7.1) ERA: 1.0	1.0		4	1	0	0	0	0	0	0	0	0	0	4	4	0.00	1.000								
37 Mark Melancon, R (8.1) ERA: 6.14	1.1		4	0	0	0	2	0	0	0	0	0	0	8	8	0.00	0.000								

Batter	1	2	3	4	5	6	7	8	9	AB	R	H	RBI	BB	SO	LOB	BOTTOM								
3 Mike Aviles, R (1.6) OBP: 0.313, SLG: 0.500										3	0	0	0	0	0	0	<p>Tampa Bay Rays @ Boston Red Sox</p> <p>JetBlue Park, Ft. Myers, FL</p> <p>Tue Mar 27 2012, 1:40 PM - 4:29 PM EDT</p> <p>Att: 9,685 - Sunny - 82 F</p>								
71 Nate Spears, L (7.6) OBP: 0.432, SLG: 0.459										0	1	0	0	1	0	0									
2 Jacoby Ellsbury, L (1.8) OBP: 0.286, SLG: 0.476										3	1	1	0	0	0	0									
16 Jason Repko, R (7.8) OBP: 0.333, SLG: 0.324										0	1	0	0	1	0	0									
15 Dustin Pedroia, R (1.4) OBP: 0.349, SLG: 0.538										2	1	1	2	2	0	0									
28 Adrián González, L (1.3) OBP: 0.378, SLG: 0.438										3	0	1	0	0	2	1									
72 Mauro Gomez, R (7.3) OBP: 0.333, SLG: 0.733										1	0	1	2	0	0	0									
20 Kevin Youkilis, R (1.5) OBP: 0.361, SLG: 0.241										1	1	0	0	2	1	1									
77 Pedro Ciriaco, R (6, PR) OBP: 0.444, SLG: 0.657										1	0	0	0	0	0	1									
60 Ryan Lavanway, R (8, PH) OBP: 0.500, SLG: 0.515										3	1	1	0	0	1	3									
7 Cody Ross, R (1.7) OBP: 0.405, SLG: 0.711										0	0	0	0	1	0	0									
39 Jarrod Saltalamacchia, R (1.2) OBP: 0.345, SLG: 0.400										3	1	1	3	1	0	2									
10 Kelly Shoppach, R (6.2) OBP: 0.321, SLG: 0.348										2	0	1	0	0	1	0									
12 Ryan Sweeney, L (1.9) OBP: 0.200, SLG: 0.207										2	1	1	0	0	0	1									
Inning Stats	R: 0 E: 0 K: 0 S: 2	H: 0 LOB: 0 BB: 1 P: 7	R: 3 E: 0 K: 2 S: 10	H: 2 LOB: 0 BB: 1 P: 14	R: 0 E: 0 K: 0 S: 3	H: 0 LOB: 0 BB: 0 P: 3	R: 0 E: 0 K: 2 S: 8	H: 1 LOB: 1 BB: 0 P: 10	R: 0 E: 0 K: 0 S: 3	H: 1 LOB: 0 BB: 0 P: 3	R: 1 E: 1 K: 1 S: 6	H: 2 LOB: 2 BB: 1 P: 10	R: 4 E: 0 K: 0 S: 4	H: 2 LOB: 1 BB: 4 P: 21	R: 0 E: 0 K: 0 S: 3	H: 1 LOB: 2 BB: 1 P: 7	1B: 6 2B: 2 3B: 1 HR: 1	SF: 0 SAC: 0 DP: 3 HBP: 0	WP: 2 PB: 1 SB: 0 CS: 1	PA: 37					
PITCHER	IP	WLS	BF	H	R	ER	SO	BB	IBB	HBP	BLK	WP	HR	S	P	ERA	WHIP								
56 Fernando Rodney, R (1.1) ERA: 2.84	1.0	L	6	2	3	3	2	1	0	0	0	0	1	10	14	27.00	3.000								
62 Joel Peralta, R (2.1) ERA: 5.69	1.0	L	6	2	3	3	2	1	0	0	0	0	1	10	14	27.00	3.000								
31 Burke Badenhop, R (3.1) ERA: 2.79	2.0		7	1	0	0	2	0	0	0	0	1	0	11	13	0.00	0.500								
57 Jake McGee, L (5.1) ERA: 2.89	2.0		8	3	1	1	1	1	0	0	0	0	0	9	13	4.50	2.000								
47 Brandon Gomes, R (7.1) ERA: 15.19	0.2		6	1	4	4	0	4	0	0	0	0	0	2	18	54.00	7.500								
PITCHER	IP	WLS	BF	H	R	ER	SO	BB	IBB	HBP	BLK	WP	HR	S	P	ERA	WHIP								
73 Jhonny Nunez, R (7.1) ERA: 9.0	1.1		6	2	2	2	0	1	0	0	0	0	0	5	10	0.00	2.250								

Tampa Bay Rays @ Boston Red Sox

JetBlue Park, Ft. Myers, FL

Tue Mar 27 2012, 1:40 PM - 4:29 PM EDT

Att: 9,685 - Sunny - 82 F

AB	29
R	0
H	3
RBI	0
BB	3
SO	9
LOB	10



Tampa Bay Rays @ Boston Red Sox

JetBlue Park, Ft. Myers, FL

Tue Mar 27 2012, 1:40 PM - 4:29 PM EDT

Att: 9,685 - Sunny - 82 F

AB	28
R	8
H	9
RBI	7
BB	8
SO	5
LOB	12



Batter	1	2	3	4	5	6	7	8	9	AB	R	H	RBI	BB	SO	LOB	TOP										
31 Jose Tabata, R (1, 9) OBP: 0.294, SLG: 0.327 28 Dan Groat, L (7, 9) OBP: 0.667, SLG: 0.500	G6-3			FC6-5 22 SH5-3 5 1B			G6-3		FC5-4	3	0	1	0	1	0	0											
5 Josh Harrison, R (1, 7) OBP: 0.425, SLG: 0.622	K			SH5-3	L3			G5-3	K	4	0	0	0	0	2	4											
22 Andrew McCutchen, R (1, 8) OBP: 0.449, SLG: 0.687 2 Nate McLouth, L (7, 8) OBP: 0.488, SLG: 0.583	P4			FC6-5 14 WP						3	1	1	1	0	0	1											
14 Casey McGehee, R (1, 5) OBP: 0.370, SLG: 0.439 41 Jake Fox, R (7, 3) OBP: 0.310, SLG: 0.519		F8		G3						2	0	0	0	1	0	1											
18 Neil Walker, S (1, 4) OBP: 0.286, SLG: 0.333 Bengie González, S (8, PR)		K								4	0	2	1	0	2	0											
26 Rod Barajas, R (1, 2) OBP: 0.270, SLG: 0.432		F8								4	1	1	0	0	2	3											
65 Matt Hague, R (1, 3) OBP: 0.390, SLG: 0.683 47 Evan Meek, R (6, 1) 63 Chris Leroux, L (7, 1) 77 Juan Cruz, R (8, 1) 68 Eric Fryer, R (9, PH) OBP: 0.407, SLG: 0.435				P4						3	0	1	1	0	0	2											
12 Clint Barmes, R (1, 6) OBP: 0.326, SLG: 0.378 19 Nick Evans, R (7, 5) OBP: 0.136, SLG: 0.214				K						3	0	1	0	0	1	0											
50 Charlie Morton, R (1, 1) 7 Alex Presley, L (6, 7) OBP: 0.393, SLG: 0.451				G6-3						2	0	0	0	0	0	2											
Inning Stats	R: 0 E: 0 K: 1 S: 5	H: 0 LOB: 0 BB: 0 P: 5	R: 0 E: 0 K: 1 S: 5	H: 0 LOB: 0 BB: 0 P: 5	R: 0 E: 0 K: 1 S: 5	H: 0 LOB: 0 BB: 0 P: 5	R: 0 E: 0 K: 0 S: 4	H: 1 LOB: 1 BB: 0 P: 5	R: 1 E: 0 K: 1 S: 8	H: 3 LOB: 3 BB: 1 P: 12	R: 1 E: 0 K: 1 S: 8	H: 2 LOB: 1 BB: 1 P: 13	R: 0 E: 0 K: 0 S: 3	H: 0 LOB: 0 BB: 0 P: 3	R: 1 E: 0 K: 2 S: 9	H: 2 LOB: 1 BB: 0 P: 9	R: 1 E: 0 K: 2 S: 9	H: 2 LOB: 1 BB: 0 P: 9	1B: 5 2B: 4 HR: 1	SF: 0 SAC: 1 DP: 1 HBP: 0	WP: 1 PB: 0 SB: 0 CS: 0	PA: 38					
PITCHER	IP	WLS	BF	H	R	ER	SO	BB	IBB	HBP	BLK	WP	HR	S	P	ERA	WHIP										
14 David Price, L (1, 1) ERA: 3.79 39 J.P. Howell, L (8, 1) ERA: 3.39 62 Joel Peralta, R (9, 1) ERA: 6.75 56 Fernando Rodney, R (9, 1) ERA: 2.84 75 Romulo Sanchez, R (9, 1) ERA: 3.65	7.0	W	28	6	2	2	5	2	0	0	0	1	1	38	48	2.57	1.143										

Pittsburgh Pirates @ Tampa Bay Rays
Charlotte Sports Park, Port Charlotte, FL
Wed Mar 28 2012, 7:08 PM - 9:46 PM EDT
Att. 4,589 - Clear - 85 F

AB 35
R 4
H 10
RBI 4
BB 2
SO 9
LOB 16



Batter	1	2	3	4	5	6	7	8	9	AB	R	H	RBI	BB	SO	LOB	BOTTOM										
18 Ben Zobrist, S (1, 4) OBP: 0.380, SLG: 0.390 45 Jeff Salazar, L (8, 9) OBP: 0.462, SLG: 0.552	F9			G3	G4-3					3	0	0	1	1	0	2											
23 Carlos Pena, L (1, 3) OBP: 0.298, SLG: 0.211 10 Will Rhymes, L (8, 4) OBP: 0.269, SLG: 0.261				G4-3						4	1	1	0	0	1	2											
3 Evan Longoria, R (1, 5) OBP: 0.286, SLG: 0.387 68 Jesus Feliciano, L (8, 7) OBP: 0.327, SLG: 0.341				G4-3						4	1	1	0	0	0	1											
20 Matt Joyce, L (1, 9) OBP: 0.255, SLG: 0.383 24 Leslie Anderson, L (8, 3)				G4-3						4	0	0	0	0	2	2											
30 Luke Scott, L (1, 10) OBP: 0.243, SLG: 0.400				K						4	1	2	3	0	2	0											
21 Jose Lobaton, S (1, 2) OBP: 0.279, SLG: 0.317				K						4	1	1	0	0	0	1											
1 Sean Rodriguez, R (1, 6) OBP: 0.349, SLG: 0.229 76 Joel Caminero, R (9, 8)				FC5-4						4	1	1	0	0	1	1											
9 Elliot Johnson, S (1, 8) OBP: 0.259, SLG: 0.306				FC4-6 9 2B						4	1	2	2	0	1	0											
63 Chris Gimenez, R (1, 7) OBP: 0.271, SLG: 0.295				G5-3						1	0	0	0	1	0	1											
Inning Stats	R: 0 E: 0 K: 0 S: 3	H: 0 LOB: 0 BB: 0 P: 3	R: 0 E: 0 K: 2 S: 8	H: 1 LOB: 1 BB: 0 P: 8	R: 1 E: 0 K: 0 S: 4	H: 1 LOB: 0 BB: 0 P: 4	R: 3 E: 0 K: 0 S: 7	H: 4 LOB: 2 BB: 0 P: 8	R: 2 E: 0 K: 0 S: 6	H: 2 LOB: 0 BB: 0 P: 8	R: 0 E: 0 K: 2 S: 8	H: 0 LOB: 2 BB: 2 P: 16	R: 0 E: 0 K: 2 S: 7	H: 0 LOB: 0 BB: 0 P: 7	R: 0 E: 0 K: 1 S: 5	H: 0 LOB: 0 BB: 0 P: 5	1B: 4 2B: 3 HR: 1	SF: 0 SAC: 0 DP: 0 HBP: 1	WP: 0 PB: 0 SB: 0 CS: 0	PA: 35							
PITCHER	IP	WLS	BF	H	R	ER	SO	BB	IBB	HBP	BLK	WP	HR	S	P	ERA	WHIP										
50 Charlie Morton, R (1, 1) ERA: 7.07 47 Evan Meek, R (6, 1) ERA: 4.69 63 Chris Leroux, R (7, 1) ERA: 9.72 77 Juan Cruz, R (8, 1) ERA: 2.0	5.0	L	24	8	6	6	2	0	0	1	0	0	0	8	16	0.00	2.000										

Pittsburgh Pirates @ Tampa Bay Rays
Charlotte Sports Park, Port Charlotte, FL
Wed Mar 28 2012, 7:08 PM - 9:46 PM EDT
Att. 4,589 - Clear - 85 F

AB 32
R 6
H 8
RBI 6
BB 2
SO 7
LOB 10



Batter	1	2	3	4	5	6	7	8	9	AB	R	H	RBI	BB	SO	LOB	TOP										
8 Desmond Jennings, R OBP: 0.378, SLG: 0.553 68 Jesús Feliciano, L OBP: 0.327, SLG: 0.341	G5-3			K		3 S		SH3		3	0	1	0	0	1	0	Tampa Bay Rays @ Philadelphia Phillies Bright House Field, Clearwater, FL Thu Mar 29 2012, 1:09 PM - 4:05 PM EDT Att: 10,478 - Cloudy - 82 F										
7 Jeff Keppinger, R OBP: 0.350, SLG: 0.370	G4-3			L5				FC4-2		4	0	1	0	0	0	1											
3 Evan Longoria, R OBP: 0.282, SLG: 0.441	K			HR		2-3		K		4	1	1	1	0	3	3											
18 Ben Zobrist, S OBP: 0.352, SLG: 0.356 45 Jeff Salazar, L OBP: 0.492, SLG: 0.552		L9		K					G6-3	4	0	0	0	0	2	2											
23 Carlos Pena, L OBP: 0.275, SLG: 0.190		G4-3							F8	4	0	0	0	0	1	2											
28 José Molina, R OBP: 0.250, SLG: 0.235 10 Will Rhymes, L OBP: 0.283, SLG: 0.261										3	0	0	0	0	1	0											
20 Matt Joyce, L OBP: 0.255, SLG: 0.360 67 Ryan Reid, L OBP: 0.283, SLG: 0.261										0	0	0	0	1	0	0											
1 Sean Rodríguez, R OBP: 0.356, SLG: 0.222 15 Reid Brignac, L OBP: 0.425, SLG: 0.368										3	0	0	0	1	2	1											
9 Elliot Johnson, S OBP: 0.263, SLG: 0.327 33 Jake DePew, R OBP: 0.263, SLG: 0.327										0	0	0	0	0	0	0											
										3	0	1	0	0	0	2											
										0	0	0	0	0	0	0											
Inning Stats	R: 0 E: 0 K: 1 S: 5	H: 0 LOB: 0 BB: 0 P: 5	R: 0 E: 0 K: 0 S: 3	H: 0 LOB: 0 BB: 0 P: 3	R: 0 E: 0 K: 1 S: 5	H: 0 LOB: 0 BB: 0 P: 5	R: 1 E: 0 K: 2 S: 10	H: 1 LOB: 0 BB: 0 P: 11	R: 0 E: 0 K: 1 S: 5	H: 2 LOB: 2 BB: 0 P: 12	R: 0 E: 0 K: 0 S: 3	H: 0 LOB: 0 BB: 0 P: 3	R: 0 E: 0 K: 1 S: 6	H: 1 LOB: 1 BB: 0 P: 6	R: 0 E: 0 K: 1 S: 5	H: 0 LOB: 1 BB: 1 P: 10	1B: 1 2B: 2 3B: 0 HR: 1	SF: 0 SAC: 1 DP: 0 HBP: 0	WP: 0 PB: 0 SB: 2 CS: 0	PA: 34							
PITCHER	IP	WLS	BF	H	R	ER	SO	BB	IBB	HBP	BLK	WP	HR	S	P	ERA	WHIP										
35 Cole Hamels, L ERA: 3.42	5.2		22	3	1	1	7	2	0	0	0	0	1	36	46	1.59	0.882										
50 Chad Qualls, R ERA: 4.0	0.1		1	0	0	0	1	0	0	0	0	0	0	3	3	0.00	0.000										
55 Joe Savery, L ERA: 3.24	2.0		7	1	0	0	1	0	0	0	0	0	0	9	9	0.00	0.500										
58 Jonathan Papelbon, R ERA: 0.9	1.0	W	4	0	0	0	1	1	0	0	0	0	0	5	10	0.00	1.000										

Batter	1	2	3	4	5	6	7	8	9	AB	R	H	RBI	BB	SO	LOB	BOTTOM										
4 Pete Orr, L OBP: 0.351, SLG: 0.431	L6		L7				G4-3		29 1B	4	0	0	0	0	1	2	Tampa Bay Rays @ Philadelphia Phillies Bright House Field, Clearwater, FL Thu Mar 29 2012, 1:09 PM - 4:05 PM EDT Att: 10,478 - Cloudy - 82 F										
27 Placido Polanco, R OBP: 0.500, SLG: 0.481 11 Miguel Abreu, R OBP: 0.333, SLG: 0.556 29 Hector Luna, R OBP: 0.362, SLG: 0.558	G6-3						K2-3		HBP	2	0	1	0	1	0	0											
3 Hunter Pence, R OBP: 0.288, SLG: 0.423 22 Scott Podsednik, L OBP: 0.407, SLG: 0.510			1B						1B	3	0	1	0	0	0	3											
25 Jim Thome, L OBP: 0.382, SLG: 0.379 15 John Mayberry Jr., R OBP: 0.243, SLG: 0.246	F9									2	0	0	0	1	0	1											
8 Shane Victorino, S OBP: 0.328, SLG: 0.450		G6-3								4	0	2	0	0	0	0											
19 Laynce Nix, L OBP: 0.300, SLG: 0.209 55 Joe Savery, L OBP: 0.377, SLG: 0.479 58 Jonathan Papelbon, R OBP: 0.377, SLG: 0.479										3	0	0	0	0	1	3											
24 Ty Wigginton, R OBP: 0.274, SLG: 0.273										1	0	0	0	0	1	1											
23 Brian Schneider, L OBP: 0.286, SLG: 0.407 77 Tuffy Gosewisch, R OBP: 0.354, SLG: 0.429										2	0	0	0	0	0	0											
35 Cole Hamels, L OBP: 0.500, SLG: 0.500 50 Chad Qualls, R OBP: 0.377, SLG: 0.333										3	0	0	0	0	0	0											
										4	0	0	0	0	0	3											
										4	1	2	1	0	1	2											
										0	1	0	0	0	0	0											
										2	0	0	0	0	0	0											
										2	0	2	0	0	0	0											
										2	0	1	0	0	0	0											
										2	0	2	0	0	0	0											
Inning Stats	R: 0 E: 0 K: 0 S: 4	H: 1 LOB: 1 BB: 0 P: 4	R: 0 E: 0 K: 1 S: 5	H: 0 LOB: 0 BB: 0 P: 5	R: 0 E: 0 K: 0 S: 5	H: 2 LOB: 0 BB: 0 P: 5	R: 0 E: 0 K: 0 S: 4	H: 1 LOB: 1 BB: 0 P: 4	R: 1 E: 0 K: 1 S: 8	H: 1 LOB: 1 BB: 1 P: 14	R: 0 E: 0 K: 2 S: 9	H: 1 LOB: 1 BB: 0 P: 9	R: 0 E: 0 K: 0 S: 3	H: 0 LOB: 0 BB: 0 P: 3	R: 1 E: 0 K: 0 S: 4	H: 3 LOB: 3 BB: 0 P: 5	1B: 8 2B: 1 3B: 0 HR: 1	SF: 0 SAC: 0 DP: 0 HBP: 1	WP: 0 PB: 0 SB: 1 CS: 0	PA: 38							
PITCHER	IP	WLS	BF	H	R	ER	SO	BB	IBB	HBP	BLK	WP	HR	S	P	ERA	WHIP										
58 Jeremy Hellickson, R ERA: 18.73	6.0		27	7	1	1	3	2	0	0	0	0	0	11	11	0.00	0.000										
71 Marquis Fleming, R ERA: 5.4	2.0		6	0	0	0	2	0	0	0	0	0	0	4	5	27.00	9.000										
67 Ryan Reid, R ERA: 3.18	0.1	L	5	3	1	1	0	0	0	1	0	0	0	4	5	27.00	9.000										
67 Ryan Reid, R ERA: 3.18	0.1	L	5	3	1	1	0	0	0	1	0	0	0	4	5	27.00	9.000										

AB	30
R	1
H	4
RBI	1
BB	3
SO	10
LOB	11



Batter	1	2	3	4	5	6	7	8	9	AB	R	H	RBI	BB	SO	LOB	TOP			
8 Desmond Jennings, R (1, 8) OBP: 0.366, SLG: 0.542 68 Jesús Feliciano, L (8, 8) OBP: 0.327, SLG: 0.341	F8			G1-3		B1		21 G4-3 1B		4	0	1	0	0	0	0	Tampa Bay Rays @ Pittsburgh Pirates McKechnie Field, Bradenton, FL Fri Mar 30 2012, 1:12 PM - 3:51 PM EDT Att: 4,527 - Sunny - 83 F			
30 Luke Scott, L (1, 10) OBP: 0.244, SLG: 0.385	L8			18 BB 1B		K		P6		4	0	1	0	0	1					
3 Evan Longoria, R (1, 5) OBP: 0.286, SLG: 0.432 21 Jose Lobaton, S (7, 2) OBP: 0.273, SLG: 0.310	F7			F9				G4-3		3	1	1	0	0	0	1				
18 Ben Zobrist, S (1, 9) OBP: 0.368, SLG: 0.348 45 Jeff Salazar, L (7, 9) OBP: 0.450, SLG: 0.533		K						F9		1	1	0	0	2	1	0				
23 Carlos Pena, L (1, 3) OBP: 0.259, SLG: 0.178 10 Will Rhymes, L (7, 5) OBP: 0.278, SLG: 0.255		K						G1-3		3	0	0	0	0	2	4				
20 Matt Joyce, L (1, 7) OBP: 0.237, SLG: 0.333 38 Isaias Velazquez, R (9, 7)								P6		4	0	0	0	0	1	2				
7 Jeff Keppinger, R (1, 4) OBP: 0.365, SLG: 0.354 1 Sean Rodriguez, R (6, 4) OBP: 0.393, SLG: 0.243										2	0	0	0	0	0	0				
28 José Molina, R (1, 2) OBP: 0.256, SLG: 0.270 KD Kang, L (7, PR) OBP: 0.500, SLG: 0.500 35 Henry Wrigley, R (7, 3) OBP: 0.500, SLG: 0.500										3	0	1	3	0	0	0				
15 Reid Brignac, L (1, 6) OBP: 0.375, SLG: 0.318										1	0	0	0	0	0	1				
Inning Stats	R: 0 E: 0 K: 0 S: 3	H: 0 LOB: 0 BB: 0 P: 3	R: 0 E: 0 K: 2 S: 7	H: 0 LOB: 0 BB: 0 P: 7	R: 0 E: 0 K: 0 S: 3	H: 0 LOB: 0 BB: 0 P: 3	R: 0 E: 0 K: 0 S: 4	H: 1 LOB: 2 BB: 1 P: 8	R: 0 E: 0 K: 1 S: 5	H: 0 LOB: 0 BB: 0 P: 5	R: 3 E: 0 K: 2 S: 9	H: 2 LOB: 1 BB: 2 P: 17	R: 0 E: 0 K: 0 S: 4	H: 1 LOB: 1 BB: 0 P: 4	R: 0 E: 0 K: 0 S: 4	H: 1 LOB: 1 BB: 0 P: 4		1B: 4 2B: 1 3B: 0 HR: 0	SF: 0 SAC: 0 DP: 0 HBP: 0	WP: 0 PB: 0 SB: 1 CS: 0
PITCHER	IP WLS BF H R ER SO BB IBB HBP BLK WP HR S P ERA WHIP																			
44 Tony Watson, L (1, 1) ERA: 5.4	2.0	6	0	0	0	2	0	0	0	0	0	0	0	0	10	10	0.00	1.000		
39 Jason Grilli, R (3, 1) ERA: 2.7	2.0	8	1	0	0	0	1	0	0	0	0	0	0	7	11	0.00	1.000			
30 Chris Resop, R (5, 1) ERA: 4.0	1.0	H	3	0	0	1	0	0	0	0	0	0	0	5	5	0.00	0.000			
32 Brad Lincoln, R (6, 1) ERA: 11.25	2.0	B	10	2	3	3	2	0	0	0	0	0	0	14	22	13.50	2.000			
56 Tim Anderson, R (8, 1) ERA:	2.0		8	2	0	0	0	0	0	0	0	0	0	8	8	0.00	1.000			

Batter	1	2	3	4	5	6	7	8	9	AB	R	H	RBI	BB	SO	LOB	BOTTOM					
31 Jose Tabata, R (1, 9) OBP: 0.298, SLG: 0.327	F8		G1-3					22 G5-4-3 1B		4	0	1	0	0	0	2	Tampa Bay Rays @ Pittsburgh Pirates McKechnie Field, Bradenton, FL Fri Mar 30 2012, 1:12 PM - 3:51 PM EDT Att: 4,527 - Sunny - 83 F					
36 Yamaico Navarro, R (1, 7) OBP: 0.396, SLG: 0.458 7 Alex Presley, L (9, 7) OBP: 0.407, SLG: 0.453	22 G5-4-3 1B							K		4	0	1	0	0	3	3						
22 Andrew McCutchen, R (1, 8) OBP: 0.415, SLG: 0.699	G5-4-3									4	0	0	0	0	0	4						
14 Casey McGehee, R (1, 5) OBP: 0.358, SLG: 0.479		E6 26 G5-4-3								4	2	2	1	0	1	0						
26 Rod Barajas, R (1, 2) OBP: 0.288, SLG: 0.415 99 Francisco Aponle, S (9, PR)		G5-4-3								4	0	1	0	0	1	2						
18 Neil Walker, S (1, 4) OBP: 0.285, SLG: 0.306										0	0	0	0	0	0	0						
65 Matt Hague, R (1, 3) OBP: 0.383, SLG: 0.723										4	1	2	2	0	0	2						
12 Clint Barmes, R (1, 6) OBP: 0.300, SLG: 0.347										4	0	0	0	0	2	3						
55 Michael McKenry, R (1, 10) OBP: 0.233, SLG: 0.179 5 Josh Harrison, R (8, PH) OBP: 0.432, SLG: 0.590										1	0	0	0	1	0	1						
Inning Stats	R: 0 E: 0 K: 0 S: 3	H: 1 LOB: 0 BB: 0 P: 3	R: 0 E: 1 K: 0 S: 3	H: 0 LOB: 0 BB: 0 P: 3	R: 0 E: 0 K: 1 S: 6	H: 1 LOB: 1 BB: 0 P: 6	R: 1 E: 0 K: 1 S: 8	H: 1 LOB: 0 BB: 0 P: 11	R: 0 E: 0 K: 0 S: 3	H: 0 LOB: 0 BB: 0 P: 3	R: 0 E: 0 K: 1 S: 5	H: 0 LOB: 1 BB: 1 P: 9	R: 2 E: 0 K: 1 S: 8	H: 2 LOB: 0 BB: 0 P: 10	R: 0 E: 0 K: 1 S: 5	H: 1 LOB: 1 BB: 1 P: 9		R: 0 E: 1 K: 2 S: 9	H: 1 LOB: 2 BB: 0 P: 9	1B: 4 2B: 1 3B: 0 HR: 2	SF: 0 SAC: 0 DP: 3 HBP: 0	WP: 0 PB: 0 SB: 0 CS: 0
PITCHER	IP WLS BF H R ER SO BB IBB HBP BLK WP HR S P ERA WHIP																					
55 Matt Moore, L (1, 1) ERA: 4.5	6.0	21	3	1	1	3	1	0	0	0	0	0	0	1	8	10	18.00	2.000				
31 Burke Badenhop, R (7, 1) ERA: 4.22	1.0	B	5	2	2	2	1	0	0	0	0	0	0	5	9	0.00	2.000					
57 Jake McGee, L (8, 1) ERA: 2.61	1.0		4	1	0	0	1	1	0	0	0	0	0	9	9	0.00	1.000					
75 Romulo Sanchez, R (9, 1) ERA: 3.38	1.0		5	1	0	0	2	0	0	0	0	0	0	9	9	0.00	1.000					



Batter	1	2	3	4	5	6	7	8	9	AB	R	H	RBI	BB	SO	LOB	TOP										
8 Desmond Jennings, R OBP: 0.389, SLG: 0.565 33 Jake DePew, R (7, 2)										4	3	3	6	0	0	0											
23 Carlos Pena, L OBP: 0.274, SLG: 0.235 40 Kevin Kiermaier, L (7, PR) (7, 9)										3	0	0	0	1	0	0											
3 Evan Longoria, R OBP: 0.306, SLG: 0.605 88 Julian Morillo, S (7, PR) (7, 5)										4	2	2	1	0	0	1											
7 Jeff Keppinger, R OBP: 0.356, SLG: 0.382 (1, 10)										4	0	1	1	0	0	1											
1 Sean Rodriguez, R OBP: 0.364, SLG: 0.267 (6, 4)										4	0	0	0	0	0	1											
54 Robby Price, L OBP: 0.333, SLG: 0.333 (8, 4)										0	0	0	0	0	0	0											
28 José Molina, R OBP: 0.282, SLG: 0.300 45 Jeff Salazar, L OBP: 0.452, SLG: 0.563 (7, 8)										3	1	1	0	0	0	0											
20 Matt Joyce, L OBP: 0.295, SLG: 0.295 26 Ty Morrison, L OBP: 1.000, SLG: 1.000 (8, 7)										3	1	0	0	1	1	1											
9 Elliot Johnson, S OBP: 0.274, SLG: 0.309 (7, 3)										3	1	0	0	1	0	3											
15 Reid Brignac, L OBP: 0.345, SLG: 0.296 (6, 6)										4	0	1	0	0	0	4											
Inning Stats	R: 1 E: 0 K: 0 S: 6	H: 2 LOB: 1 BB: 0 P: 6	R: 0 E: 0 K: 0 S: 3	H: 0 LOB: 1 BB: 1 P: 7	R: 1 E: 0 K: 0 S: 5	H: 1 LOB: 0 BB: 0 P: 7	R: 4 E: 1 K: 0 S: 8	H: 2 LOB: 0 BB: 1 P: 14	R: 1 E: 0 K: 0 S: 6	H: 1 LOB: 0 BB: 0 P: 9	R: 0 E: 0 K: 0 S: 3	H: 0 LOB: 0 BB: 0 P: 3	R: 1 E: 0 K: 0 S: 3	H: 1 LOB: 1 BB: 1 P: 8	R: 0 E: 0 K: 1 S: 6	H: 1 LOB: 1 BB: 0 P: 6	R: 0 E: 0 K: 0 S: 4	H: 1 LOB: 1 BB: 0 P: 4	1B: 1 2B: 4 3B: 0 HR: 4	SF: 0 SAC: 0 DP: 1 HBP: 0	WP: 0 PA: 39 PB: 0 SB: 0 CS: 0						
PITCHER	IP	WLS	BF	H	R	ER	SO	BB	IBB	HBP	BLK	WP	HR	S	P	ERA	WHIP										
16 Wei-Yin Chen, L ERA: 3.6 (1, 1)	5.0	L	24	6	7	3	0	2	0	0	0	0	3	28	43	5.40	1.600										
58 Zach Phillips, L ERA: 1.35 (6, 1)	1.0		3	0	0	0	0	0	0	0	0	0	0	3	3	0.00	0.000										
63 Kevin Gregg, R ERA: 5.14 (7, 1)	1.0		4	1	1	1	0	1	0	0	0	0	1	3	8	9.00	2.000										
95 Stu Pomeranz, R ERA: 1.08 (8, 1)	2.0		8	2	0	0	1	0	0	0	0	0	0	10	10	0.00	1.000										

Tampa Bay Rays @ Baltimore Orioles
Ed Smith Stadium, Sarasota, FL
Sun Apr 01 2012, 1:08 PM - 3:37 PM EDT
Att: 8,219 - Partly Cloudy - 79 F

AB 36
R 8
H 9
RBI 8
BB 3
SO 1
LOB 14



Batter	1	2	3	4	5	6	7	8	9	AB	R	H	RBI	BB	SO	LOB	BOTTOM										
9 Endy Chavez, L OBP: 0.500, SLG: 0.556 3 Ryan Flaherty, L OBP: 0.283, SLG: 0.393 (9, 3)										3	0	0	0	0	1	1											
2 J.J. Hardy, R OBP: 0.353, SLG: 0.489 Jamie Hoffmann, R OBP: 0.125, SLG: 0.250 (8, 7)										3	2	2	2	0	1	0											
21 Nick Markakis, L OBP: 0.357, SLG: 0.542 26 Gabriel Lino, R (9, 2)										3	1	1	1	1	1	0											
10 Adam Jones, R OBP: 0.345, SLG: 0.585 94 Jonathan Schoop, R (8, 4)										3	0	0	0	0	0	1											
32 Matt Wieters, S OBP: 0.327, SLG: 0.479 86 Buck Britton, L OBP: 0.357, SLG: 0.385 (9, 6)										3	0	0	0	0	2	1											
36 Nick Johnson, L OBP: 0.393, SLG: 0.458 (1, 10)										3	1	2	1	1	1	1											
12 Mark Reynolds, R OBP: 0.357, SLG: 0.277 Zelous Wheeler, R OBP: 0.400, SLG: 0.583 (9, 5)										3	0	1	0	0	1	1											
19 Chris Davis, L OBP: 0.267, SLG: 0.424 80 Scott Beauer, R OBP: 0.276, SLG: 0.286 (9, 9)										3	0	0	0	0	1	2											
11 Robert Andino, R OBP: 0.379, SLG: 0.404 13 Jai Miller, R OBP: 0.267, SLG: 0.488 (8, 8)										3	0	0	0	0	0	1											
Inning Stats	R: 1 E: 0 K: 0 S: 4	H: 1 LOB: 0 BB: 0 P: 4	R: 0 E: 0 K: 2 S: 8	H: 1 LOB: 0 BB: 0 P: 8	R: 0 E: 0 K: 2 S: 7	H: 0 LOB: 1 BB: 1 P: 12	R: 0 E: 0 K: 0 S: 4	H: 1 LOB: 0 BB: 0 P: 4	R: 1 E: 0 K: 1 S: 7	H: 1 LOB: 0 BB: 0 P: 7	R: 1 E: 0 K: 1 S: 7	H: 1 LOB: 0 BB: 0 P: 7	R: 1 E: 0 K: 1 S: 8	H: 1 LOB: 1 BB: 0 P: 8	R: 0 E: 0 K: 0 S: 5	H: 1 LOB: 2 BB: 2 P: 13	1B: 2 2B: 1 3B: 0 HR: 4	SF: 0 SAC: 0 DP: 0 HBP: 0	WP: 0 PA: 37 PB: 0 SB: 1 CS: 0								
PITCHER	IP	WLS	BF	H	R	ER	SO	BB	IBB	HBP	BLK	WP	HR	S	P	ERA	WHIP										
33 James Shields, R ERA: 2.08 (1, 1)	4.0	W	15	2	1	1	6	1	0	0	0	0	1	26	31	2.25	0.750										
76 Matt Torra, R ERA: 6.45 (5, 1)	5.0	S	22	5	4	4	3	2	0	0	0	0	3	31	39	7.20	1.400										

Tampa Bay Rays @ Baltimore Orioles
Ed Smith Stadium, Sarasota, FL
Sun Apr 01 2012, 1:08 PM - 3:37 PM EDT
Att: 8,219 - Partly Cloudy - 79 F

AB 34
R 5
H 7
RBI 5
BB 3
SO 9
LOB 13



Batter	1	2	3	4	5	6	7	8	9	AB	R	H	RBI	BB	SO	LOB	TOP					
2 Denard Span, L OBP: 0.400, SLG: 0.383	G4-3			K		G1-3		E9 95 3B	G6-4-3 95 BB	4	1	1	0	1	1	0	Minnesota Twins @ Tampa Bay Rays Charlotte Sports Park, Port Charlotte, FL Mon Apr 02 2012, 1:10 PM - 3:55 PM EDT Att: 4,089 - Sunny - 82 F					
8 Jamey Carroll, R OBP: 0.348, SLG: 0.357 95 Andy Leer, R OBP: 0.500, SLG: 1.500	K			F8			33 1B 27 SF7	3B	G6-4-3 1-2	3	0	1	0	0	1	0						
18 Ryan Doumit, S OBP: 0.393, SLG: 0.467 84 Dan Rohlfing, R OBP: 0.143, SLG: 0.143	G3-1			K			K	K		2	0	0	0	0	1	0						
33 Justin Morneau, L OBP: 0.297, SLG: 0.467 90 Jhon Goncalves, R OBP: 0.368, SLG: 0.569		G1-6-3			G4-3			G6-3		3	0	1	0	0	0	0						
16 Josh Willingham, R OBP: 0.375, SLG: 0.400 11 Ben Revere, L OBP: 0.368, SLG: 0.371		K			K					2	0	0	0	1	2	0						
27 Chris Parmelee, L OBP: 0.368, SLG: 0.569		K			G4-3					0	0	0	0	1	0	0						
										3	0	0	1	0	1	2						
22 Danny Valencia, R OBP: 0.316, SLG: 0.507										4	1	3	2	0	0	0						
38 Luke Hughes, R OBP: 0.362, SLG: 0.667										4	1	1	1	0	1	3						
96 Lance Ray, L OBP: 0.500, SLG: 1.500										4	1	2	1	0	2	0						
Inning Stats	R: 0 E: 0 K: 1 S: 5	H: 0 LOB: 0 BB: 0 P: 5	R: 0 E: 0 K: 2 S: 7	H: 0 LOB: 0 BB: 0 P: 7	R: 0 E: 0 K: 1 S: 5	H: 1 LOB: 0 BB: 0 P: 5	R: 0 E: 0 K: 2 S: 7	H: 0 LOB: 0 BB: 0 P: 7	R: 0 E: 0 K: 1 S: 5	H: 0 LOB: 0 BB: 0 P: 5	R: 1 E: 0 K: 1 S: 8	H: 1 LOB: 0 BB: 0 P: 11	R: 2 E: 0 K: 2 S: 10	H: 3 LOB: 2 BB: 1 P: 14	R: 2 E: 1 K: 1 S: 10	H: 3 LOB: 2 BB: 1 P: 17	R: 1 E: 0 K: 0 S: 5	H: 2 LOB: 1 BB: 1 P: 9	1B: 4 2B: 2 3B: 1 HR: 3	SF: 1 SAC: 0 DP: 2 HBP: 0	WP: 0 PB: 0 SB: 0 CS: 0	PA: 38
PITCHER	IP	WLS	BF	H	R	ER	SO	BB	IBB	HBP	BLK	WP	HR	S	P	ERA	WHIP					
14 David Price, L ERA: 3.13	4.0		12	1	0	0	6	0	0	0	0	0	0	24	24	0.00	0.250					
39 J.P. Howell, L ERA: 3.0	1.0	H	3	0	0	0	1	0	0	0	0	0	0	5	5	0.00	0.000					
71 Marquis Fleming, R ERA: 6.94	1.2	B	10	4	3	3	2	1	0	0	0	0	1	15	22	16.20	3.000					
67 Ryan Reid, R ERA: 4.5	0.2		5	3	2	2	2	0	0	0	0	0	1	11	14	27.00	4.500					
60 George Jensen, R ERA:	0.2		3	0	0	0	0	1	0	0	0	0	0	2	6	0.00	1.500					

AB	34
R	6
H	10
RBI	6
BB	3
SO	11
LOB	10



Batter	1	2	3	4	5	6	7	8	9	AB	R	H	RBI	BB	SO	LOB	BOTTOM					
8 Desmond Jennings, R OBP: 0.377, SLG: 0.531 Robi Estrada, S										3	0	0	0	1	2	2	Minnesota Twins @ Tampa Bay Rays Charlotte Sports Park, Port Charlotte, FL Mon Apr 02 2012, 1:10 PM - 3:55 PM EDT Att: 4,089 - Sunny - 82 F					
30 Luke Scott, L OBP: 0.285, SLG: 0.468 54 Robby Price, L OBP: 0.250, SLG: 0.250										4	1	1	0	0	2	3						
3 Evan Longoria, R OBP: 0.340, SLG: 0.609 67 Cody Rogers, L OBP: 0.600, SLG: 2.000										3	1	2	1	1	0	0						
18 Ben Zobrist, S OBP: 0.385, SLG: 0.353 97 Keith Castillo, S OBP: 0.500, SLG: 0.500										1	1	1	2	0	0	0						
23 Carlos Pena, L OBP: 0.254, SLG: 0.214										5	0	0	0	0	3	4						
7 Jeff Keppinger, R OBP: 0.338, SLG: 0.362 9 Elliot Johnson, S OBP: 0.270, SLG: 0.304										3	0	0	0	0	0	0						
28 José Molina, R OBP: 0.287, SLG: 0.302 15 Reid Brignac, L OBP: 0.333, SLG: 0.286										3	0	1	0	0	1	1						
45 Jeff Salazar, L OBP: 0.435, SLG: 0.528										4	1	1	0	0	2	1						
1 Sean Rodriguez, R OBP: 0.379, SLG: 0.354 26 Ty Morrison, L OBP: 1.000, SLG: 1.000										3	1	2	1	0	1	0						
Inning Stats	R: 0 E: 0 K: 1 S: 5	H: 1 LOB: 1 BB: 1 P: 9	R: 0 E: 1 K: 1 S: 5	H: 0 LOB: 0 BB: 0 P: 5	R: 1 E: 0 K: 1 S: 8	H: 3 LOB: 2 BB: 0 P: 8	R: 0 E: 0 K: 1 S: 6	H: 1 LOB: 1 BB: 0 P: 6	R: 2 E: 1 K: 3 S: 12	H: 2 LOB: 1 BB: 0 P: 12	R: 0 E: 0 K: 1 S: 5	H: 0 LOB: 0 BB: 0 P: 5	R: 1 E: 0 K: 2 S: 10	H: 1 LOB: 2 BB: 2 P: 20	R: 0 E: 0 K: 1 S: 5	H: 0 LOB: 0 BB: 0 P: 5	R: 2 E: 0 K: 0 S: 6	H: 3 LOB: 1 BB: 0 P: 7	1B: 7 2B: 2 3B: 0 HR: 2	SF: 0 SAC: 0 DP: 1 HBP: 0	WP: 0 PB: 0 SB: 0 CS: 1	PA: 41
PITCHER	IP	WLS	BF	H	R	ER	SO	BB	IBB	HBP	BLK	WP	HR	S	P	ERA	WHIP					
47 Francisco Liriano, L ERA: 1.64	5.0		23	7	3	1	7	1	0	0	0	0	0	36	40	1.80	1.600					
61 Jared Burton, R ERA: 1.64	1.0		3	0	0	0	1	0	0	0	0	0	0	5	5	0.00	0.000					
44 Matt Maloney, L ERA: 1.17	1.0		6	1	1	1	2	2	0	0	0	0	1	10	20	9.00	3.000					
15 Glen Perkins, L ERA: 4.09	1.0	H	3	0	0	0	1	0	0	0	0	0	0	5	5	0.00	0.000					
55 Matt Capps, R ERA: 5.75	1.0	B	6	3	2	2	0	0	0	0	0	0	1	6	7	18.00	3.000					

AB	38
R	6
H	11
RBI	5
BB	3
SO	11
LOB	16



Batter	1	2	3	4	5	6	7	8	9	AB	R	H	RBI	BB	SO	LOB	TOP						
30 Luke Scott, L (1, 10) 97 Keith Castillo, S (9, PH) OBP: 0.245, SLG: 0.431 OBP: 0.333, SLG: 0.333										4	0	0	0	0	2	1	<p>Tampa Bay Rays @ Minnesota Twins Hammond Stadium, Fort Myers, FL Tue Apr 03 2012, 1:08 PM - 3:57 PM EDT Att: 6,195 - Sunny - 86 F</p> <p>livebaseballscorecards.com</p> <p>AB 39 R 6 H 12 RBI 6 BB 0 SO 5 LOB 14</p>						
9 Elliot Johnson, S (1, 5) 40 Kevin Kiermaier, L (6, 8)										3	0	0	0	0	1	0							
1 Sean Rodriguez, R (1, 4) 32 Derek Dietrich, L (5, 6)										2	0	1	0	0	0	0							
20 Matt Joyce, L (1, 7) 67 Cody Rogers, R (6, PR) OBP: 0.229, SLG: 0.313 OBP: 0.697, SLG: 1.800										3	1	1	0	0	0	2							
21 Jose Lobaton, S (1, 2) 33 Jake DePew, R (8, PR) OBP: 0.308, SLG: 0.420 OBP: 0.250, SLG: 0.500										4	1	1	2	0	0	2							
15 Reid Brignac, L (1, 6) 54 Robby Price, L (5, 4) OBP: 0.375, SLG: 0.367 OBP: 0.500, SLG: 0.667										2	0	2	1	0	0	0							
45 Jeff Salazar, L (1, 8) Robi Estrada, S (6, 5) OBP: 0.429, SLG: 0.513 OBP: 0.250, SLG: 0.500										3	0	1	1	0	0	2							
50 Philip Wunderlich, L (1, 3) 2 Riccio Torrez, R (8, PH) OBP: 0.500, SLG: 0.500										3	0	0	0	0	0	2							
26 Ty Morrison, L (1, 9)										4	0	1	0	0	1	2							
Inning Stats	R: 0 E: 0 K: 1 S: 6	H: 1 LOB: 1 BB: 0 P: 6	R: 0 E: 0 K: 0 S: 4	H: 1 LOB: 1 BB: 0 P: 4	R: 0 E: 0 K: 2 S: 7	H: 0 LOB: 0 BB: 0 P: 7	R: 1 E: 0 K: 0 S: 5	H: 2 LOB: 1 BB: 0 P: 5	R: 0 E: 0 K: 0 S: 4	H: 1 LOB: 1 BB: 0 P: 4	R: 3 E: 0 K: 0 S: 6	H: 4 LOB: 1 BB: 0 P: 6	R: 0 E: 0 K: 0 S: 3	H: 0 LOB: 0 BB: 0 P: 3	R: 2 E: 1 K: 1 S: 9	H: 3 LOB: 2 BB: 0 P: 9		R: 0 E: 0 K: 1 S: 5	H: 0 LOB: 0 BB: 0 P: 5	1B: 7 2B: 4 3B: 0 HR: 1	SF: 0 SAC: 0 DP: 1 HBP: 0	WP: 0 PB: 0 SB: 0 CS: 0	PA: 39
PITCHER	IP WLS BF H R ER SO BB IBB HBP BLK WP HR S P ERA WHIP																						
62 Liam Hendriks, R (1, 1) ERA: 2.84	5.1 L 25 9 4 4 3 0 0 0 0 0 0 1 31 31 6.75 1.688																						
60 Jeff Gray, R (6, 1) ERA: 3.75	1.2 4 0 0 0 0 0 0 0 0 0 0 0 4 4 0.00 0.000																						
52 Brian Duensing, L (8, 1) ERA: 4.09	1.0 7 3 2 1 1 0 0 0 0 0 0 0 9 9 9.00 3.000																						
55 Matt Capps, R (9, 1) ERA: 5.25	1.0 3 0 0 0 1 0 0 0 0 0 0 0 5 5 0.00 0.000																						

Batter	1	2	3	4	5	6	7	8	9	AB	R	H	RBI	BB	SO	LOB	BOTTOM						
11 Ben Revere, L (1, 8) OBP: 0.370, SLG: 0.403										5	0	2	0	0	0	1	<p>Tampa Bay Rays @ Minnesota Twins Hammond Stadium, Fort Myers, FL Tue Apr 03 2012, 1:08 PM - 3:57 PM EDT Att: 6,195 - Sunny - 86 F</p> <p>livebaseballscorecards.com</p> <p>AB 38 R 2 H 11 RBI 2 BB 1 SO 6 LOB 21</p>						
8 Jamey Carroll, R (1, 6) 84 Niko Goodrum, S (7, PH) OBP: 0.394, SLG: 0.362 OBP: 0.625, SLG: 0.667										2	0	1	0	1	0	1							
7 Joe Mauer, L (1, 2) 79 Josmil Pinto, R (7, 2) OBP: 0.400, SLG: 0.429										3	1	1	0	0	0	2							
33 Justin Morneau, L (1, 10) 85 Jorge Polanco, S (7, PH) OBP: 0.299, SLG: 0.476										3	1	1	1	0	0	2							
16 Josh Willingham, R (1, 7) 95 Angel Morales, R (6, PR) OBP: 0.625, SLG: 0.667										3	0	2	1	0	0	0							
27 Chris Parmelee, L (1, 3) OBP: 0.350, SLG: 0.536										4	0	0	0	0	1	2							
22 Danny Valencia, R (1, 5) OBP: 0.325, SLG: 0.520										4	0	2	0	0	1	1							
24 Trevor Plouffe, R (1, 9) 97 Max Kepler, L (8, 9)										3	0	1	0	0	1	2							
38 Luke Hughes, R (1, 4) Danny Santana, S (7, 4) OBP: 0.347, SLG: 0.636 OBP: 0.571, SLG: 0.667										3	0	0	0	0	0	4							
Inning Stats	R: 0 E: 0 K: 0 S: 4	H: 1 LOB: 1 BB: 0 P: 4	R: 0 E: 0 K: 0 S: 3	H: 0 LOB: 0 BB: 0 P: 3	R: 0 E: 0 K: 1 S: 6	H: 1 LOB: 1 BB: 0 P: 6	R: 2 E: 0 K: 0 S: 7	H: 4 LOB: 2 BB: 0 P: 7	R: 0 E: 0 K: 0 S: 3	H: 0 LOB: 1 BB: 1 P: 7	R: 0 E: 0 K: 2 S: 9	H: 2 LOB: 2 BB: 0 P: 9	R: 0 E: 0 K: 1 S: 6	H: 1 LOB: 1 BB: 0 P: 6	R: 0 E: 0 K: 2 S: 8	H: 1 LOB: 1 BB: 0 P: 8		R: 0 E: 0 K: 0 S: 4	H: 1 LOB: 1 BB: 0 P: 5	1B: 6 2B: 4 3B: 1 HR: 0	SF: 0 SAC: 0 DP: 0 HBP: 0	WP: 1 PB: 0 SB: 0 CS: 0	PA: 39
PITCHER	IP WLS BF H R ER SO BB IBB HBP BLK WP HR S P ERA WHIP																						
58 Jeremy Hellickson, R (1, 1) 56 Fernando Rodney, R (5, 1) ERA: 2.45	1.0 W 4 0 0 0 0 1 0 0 0 0 0 0 3 7 0.00 1.000																						
62 Joel Peralta, R (6, 1) ERA: 1.15	1.0 H 5 2 0 0 2 0 0 0 0 0 0 0 9 9 0.00 2.000																						
31 Burke Badenhop, R (7, 1) ERA: 3.55	1.0 H 4 1 0 0 1 0 0 0 0 0 0 0 6 6 0.00 1.000																						
57 Jake McGee, L (8, 1) ERA: 3.0	1.0 4 1 0 0 2 0 0 0 0 0 0 0 8 8 0.00 1.000																						
49 C.J. Riefenhauser, L (9, 1) ERA:	1.0 1 0 0 0 0 0 0 0 0 0 0 0 4 4 0.00 1.000																						

Batter	1	2	3	4	5	6	7	8	9	AB	R	H	RBI	BB	SO	LOB	TOP										
Luke Scott, L (1,10) Ty Morrison, L (6,10)										0	1	0	0	0	0	0											
Stephen Vogt, L (1,7) Cody Rogers, L (6,7)										0	0	0	0	0	0	0											
Mikie Mahtook, R (1,8)										3	0	0	0	0	0	1											
Jose Lobaton, S (1,2)										0	0	0	0	0	0	0											
Philip Wunderlich, L (1,3) Keith Castillo, S (6,3)										0	0	0	0	0	0	0											
Riccio Torrez, R (1,5) Steven Tinoco, R (7,5)										0	0	0	0	0	0	0											
Derek Dietrich, L (1,6) Robi Estrada, S (7,6)										0	0	0	0	0	0	0											
Hector Guevara, R (1,4) Robby Price, L (8,4)										1	0	0	0	0	0	0											
Kevin Kiermaier, L (1,9)										0	0	0	0	0	0	0											
Inning Stats	R: 0 E: 0 K: 1 S: 8	H: 0 LOB: 0 BB: 0 P: 13	R: 0 E: 0 K: 0 S: 5	H: 0 LOB: 0 BB: 0 P: 8	R: 0 E: 0 K: 2 S: 11	H: 0 LOB: 0 BB: 0 P: 15	R: 0 E: 0 K: 0 S: 6	H: 0 LOB: 0 BB: 0 P: 11	R: 1 E: 0 K: 0 S: 11	H: 2 LOB: 1 BB: 0 P: 17	R: 0 E: 0 K: 0 S: 10	H: 1 LOB: 1 BB: 0 P: 13	R: 0 E: 0 K: 1 S: 9	H: 0 LOB: 0 BB: 0 P: 14	R: 0 E: 1 K: 1 S: 13	H: 0 LOB: 1 BB: 0 P: 15	R: 0 E: 0 K: 1 S: 7	H: 0 LOB: 0 BB: 0 P: 12	1B: 3 2B: 0 3B: 0 HR: 0	SF: 0 SAC: 1 DP: 0 HBP: 0	WP: 0 PB: 0 CS: 0	PA: 31					
PITCHER	IP	WLS	BF	H	R	ER	SO	BB	IBB	HBP	BLK	WP	HR	S	P	ERA	WHIP										
34 Jeff Niemann, R (1,1)	6.1	W	22	3	1	1	3	0	0	0	0	0	0	52	78	1.42	0.474										
34 Jeff Niemann, R (7,1)	6.1	W	22	3	1	1	3	0	0	0	0	0	0	52	78	1.42	0.474										
Wilking Rodriguez, R (7,1)	0.0	S	0	0	0	0	0	0	0	0	0	0	0	0	0	∞	∞										

Tampa Bay Rays Futures @ Tampa Bay Rays
Tropicana Field, St. Petersburg, FL
Wed Apr 04 2012, 1:42 PM - 4:00 PM EDT
Att. 5,435 - Dome - 72 F

livebaseballscorecards.com

AB 4
R 1
H 0
RBI 0
BB 0
SO 0
LOB 1

Batter	1	2	3	4	5	6	7	8	9	AB	R	H	RBI	BB	SO	LOB	BOTTOM										
8 Desmond Jennings, R (1,8) 85 Josh Sale, L (7,8)										2	1	0	0	1	1	1											
18 Ben Zobrist, S (1,9) 34 Jeff Niemann, R (7,1) Wilking Rodriguez, R (7,1)										2	0	1	1	1	1	0											
3 Evan Longoria, R (1,5) 79 Felix Gonzalez, S (7,5)										3	0	2	1	0	0	1											
7 Jeff Keppinger, R (1,4) 26 Stephen Vogt, L (7,7)										3	0	0	0	0	0	1											
1 Sean Rodriguez, R (1,6)										2	0	0	0	1	1	0											
23 Carlos Pena, L (1,3) John Alexander, L (7,3)										3	0	1	0	0	1	0											
28 José Molina, R (1,2) 33 Jake DePew, R (7,2)										2	0	0	0	0	0	2											
20 Matt Joyce, L (1,7) 15 Reid Brignac, L (7,6)										2	1	1	0	0	0	0											
9 Elliot Johnson, S (1,10) Craigie Lyster, R (8,8)										3	0	1	0	0	1	2											
Inning Stats	R: 0 E: 0 K: 2 S: 10	H: 1 LOB: 1 BB: 0 P: 15	R: 0 E: 0 K: 2 S: 8	H: 0 LOB: 0 BB: 0 P: 11	R: 1 E: 0 K: 1 S: 9	H: 2 LOB: 2 BB: 1 P: 17	R: 0 E: 0 K: 0 S: 10	H: 1 LOB: 1 BB: 1 P: 16	R: 1 E: 0 K: 0 S: 12	H: 2 LOB: 1 BB: 1 P: 23	R: 0 E: 0 K: 0 S: 3	H: 0 LOB: 0 BB: 0 P: 3	R: 0 E: 0 K: 1 S: 10	H: 1 LOB: 1 BB: 0 P: 17	R: 0 E: 0 K: 1 S: 8	H: 0 LOB: 0 BB: 0 P: 12	1B: 5 2B: 2 3B: 0 HR: 0	SF: 0 SAC: 0 DP: 1 HBP: 0	WP: 0 PB: 0 CS: 1	PA: 31							
PITCHER	IP	WLS	BF	H	R	ER	SO	BB	IBB	HBP	BLK	WP	HR	S	P	ERA	WHIP										
Matt Moore, L (1,1)	7.0	L	28	7	2	2	6	3	0	0	0	0	0	102	102	2.57	1.429										
Wade Davis, R (8,1)	1.0		3	0	0	0	1	0	0	0	0	0	0	8	12	0.00	0.000										

Tampa Bay Rays Futures @ Tampa Bay Rays
Tropicana Field, St. Petersburg, FL
Wed Apr 04 2012, 1:42 PM - 4:00 PM EDT
Att. 5,435 - Dome - 72 F

livebaseballscorecards.com

AB 28
R 2
H 7
RBI 2
BB 3
SO 7
LOB 9

Batter	1	2	3	4	5	6	7	8	9	AB	R	H	RBI	BB	SO	LOB	TOP							
2 Derek Jeter, R OBP: 0.400, SLG: 0.250										4	0	1	0	1	0	4								
14 Curtis Granderson, L (1.8)										5	0	0	0	0	2	4								
24 Robinson Cano, L OBP: 0.400, SLG: 0.400										5	1	2	0	0	0	0								
13 Alex Rodriguez, R OBP: 0.800, SLG: 1.000										3	2	2	0	2	0	0								
25 Mark Teixeira, S (1.3)										2	1	0	0	2	1	4								
33 Nick Swisher, S OBP: 0.200, SLG: 0.200										5	1	1	1	0	1	6								
26 Eduardo Núñez, R (9.9)										0	0	0	0	0	0	0								
27 Raul Ibanez, L (1.10)										5	1	1	4	0	0	5								
55 Russell Martin, R (1.2)										4	0	0	0	1	1	1								
11 Brett Gardner, L OBP: 0.600, SLG: 0.500										4	0	2	0	1	1	0								
Inning Stats	R: 0 H: 1 E: 0 K: 0 S: 14	H: 1 LOB: 0 BB: 0 P: 20	R: 2 H: 2 E: 0 K: 1 S: 13	H: 2 LOB: 3 BB: 2 P: 24	R: 4 H: 4 E: 0 K: 0 S: 14	H: 4 LOB: 1 BB: 0 P: 21	R: 0 H: 2 E: 0 K: 1 S: 14	H: 2 LOB: 3 BB: 1 P: 22	R: 0 H: 0 E: 0 K: 0 S: 11	H: 0 LOB: 0 BB: 0 P: 17	R: 0 H: 0 E: 0 K: 0 S: 6	H: 0 LOB: 0 BB: 0 P: 7	R: 0 H: 0 E: 0 K: 0 S: 14	H: 0 LOB: 2 BB: 2 P: 29	R: 0 H: 0 E: 0 K: 2 S: 16	H: 0 LOB: 2 BB: 2 P: 29	R: 0 H: 0 E: 0 K: 1 S: 9	H: 0 LOB: 0 BB: 0 P: 16	1B: 7 2B: 1 3B: 0 HR: 1	SF: 0 SAC: 0 DP: 1 HBP: 1	WP: 1 PB: 0 SB: 0 CS: 0	PA: 45		
PITCHER	IP WLS BF H R ER SO BB IBB HBP BLK WP HR S P ERA WHIP	5.0 10.8 28 9 6 6 3 3 0 1 0 1 1 66 104 10.80 2.400	0.2 2 0 0 0 0 0 0 0 0 0 0 5 5 0.00 0.000	1.0 4 0 0 0 0 1 0 0 0 0 0 9 19 0.00 1.000	0.0 1 0 0 0 0 0 0 0 0 0 0 1 1 ∞ ∞	1.0 4 0 0 0 1 1 0 0 0 0 0 9 17 0.00 1.000	0.1 3 0 0 0 1 2 0 0 0 0 0 12 23 0.00 6.000	1.0 W 3 0 0 0 1 0 0 0 0 0 9 16 0.00 0.000																
33 James Shields, R ERA: 10.8																								
39 J.P. Howell, L ERA																								
40 Wade Davis, R ERA																								
31 Burke Badenhop, R ERA																								
57 Jake McGee, L ERA																								

New York Yankees @ Tampa Bay Rays
Tropicana Field, St. Petersburg, FL
Fri Apr 06 2012, 3:13 PM - 6:54 PM EDT
Att: 34,078 - Dome - 72 F

AB	37
R	6
H	9
RBI	5
BB	7
SO	6
LOB	24



Batter	1	2	3	4	5	6	7	8	9	AB	R	H	RBI	BB	SO	LOB	BOTTOM							
8 Desmond Jennings, R OBP: 0.600, SLG: 0.500										4	2	2	0	1	0	1								
18 Ben Zobrist, S OBP: 0.200, SLG: 0.600										5	1	1	1	0	3	2								
3 Evan Longoria, R OBP: 1.000, SLG: 2.000										3	2	3	1	2	0	0								
7 Jeff Keppinger, R OBP: 0.667, SLG: 0.667										3	0	2	0	0	0	2								
30 Luke Scott, L (7, PH) (8, 10)										1	0	0	0	1	0	1								
1 Sean Rodriguez, R OBP: 0.750, SLG: 0.500										2	1	1	0	2	1	3								
23 Carlos Pena, L OBP: 0.600, SLG: 1.200										5	1	3	5	0	2	4								
9 Elliot Johnson, S (1.4)										3	0	0	0	0	0	4								
26 Stephen Vogt, L (8, PH) (9, 7)										1	0	0	0	0	1	2								
28 José Molina, R (1.2)										3	0	0	0	1	1	2								
20 Matt Joyce, L (9.9)										4	0	0	0	0	4	3								
Inning Stats	R: 4 H: 2 E: 0 K: 0 S: 12	H: 2 LOB: 2 BB: 2 P: 27	R: 0 H: 0 E: 0 K: 1 S: 10	H: 0 LOB: 0 BB: 0 P: 17	R: 1 H: 3 E: 0 K: 2 S: 12	H: 3 LOB: 0 BB: 0 P: 16	R: 0 H: 0 E: 0 K: 2 S: 10	H: 0 LOB: 1 BB: 1 P: 18	R: 0 H: 2 E: 0 K: 1 S: 12	H: 2 LOB: 2 BB: 0 P: 17	R: 0 H: 1 E: 0 K: 1 S: 7	H: 1 LOB: 0 BB: 0 P: 9	R: 0 H: 0 E: 0 K: 1 S: 8	H: 0 LOB: 0 BB: 1 P: 17	R: 0 H: 1 E: 0 K: 3 S: 15	H: 1 LOB: 2 BB: 1 P: 25	R: 2 H: 3 E: 0 K: 1 S: 10	H: 3 LOB: 3 BB: 2 P: 23	1B: 9 2B: 0 3B: 1 HR: 2	SF: 0 SAC: 1 DP: 1 HBP: 0	WP: 0 PB: 0 SB: 0 CS: 0	PA: 42		
PITCHER	IP WLS BF H R ER SO BB IBB HBP BLK WP HR S P ERA WHIP	6.0 7.5 3 0 0 0 1 2 1 0 0 0 8 17 0.00 1.000	1.0 H 3 0 0 0 1 1 0 0 0 0 15 25 0.00 2.000	0.1 L 6 3 2 2 1 0 2 0 0 0 10 23 54.00 9.000																				
52 CC Sabathia, L ERA: 7.5																								
29 Rafael Soriano, R ERA																								
30 David Robertson, R ERA																								
42 Mariano Rivera, R ERA: 54.0																								

New York Yankees @ Tampa Bay Rays
Tropicana Field, St. Petersburg, FL
Fri Apr 06 2012, 3:13 PM - 6:54 PM EDT
Att: 34,078 - Dome - 72 F

AB	34
R	7
H	12
RBI	7
BB	7
SO	12
LOB	24



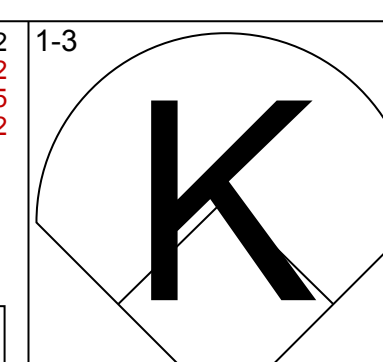
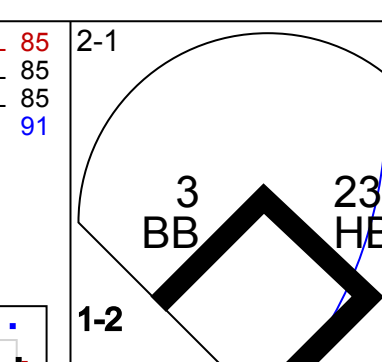
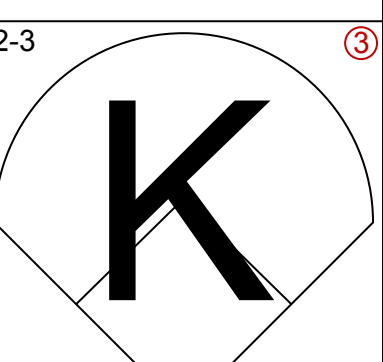
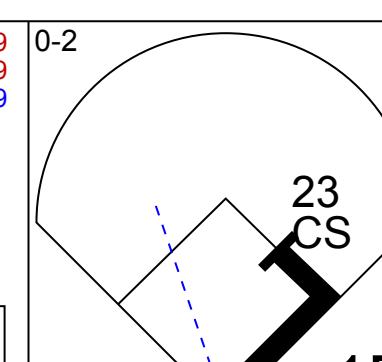
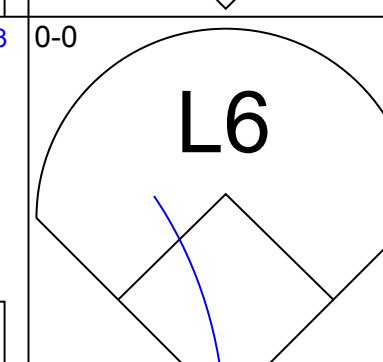
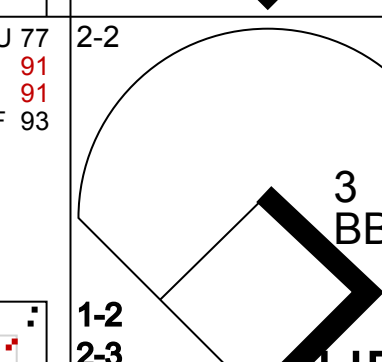
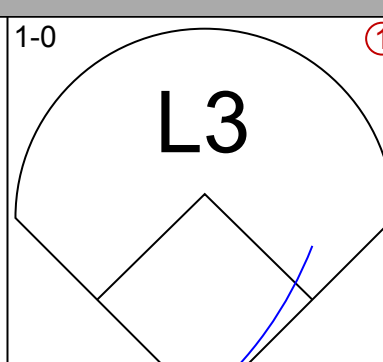
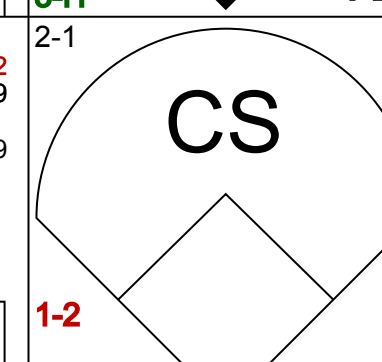
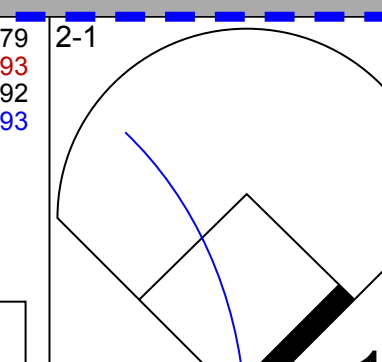
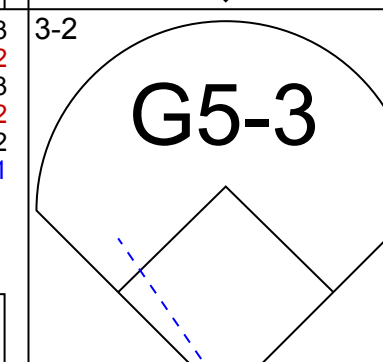
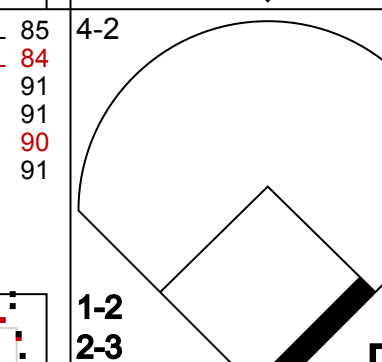
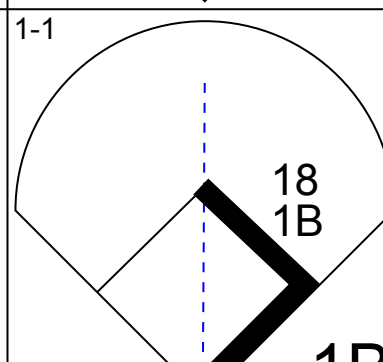
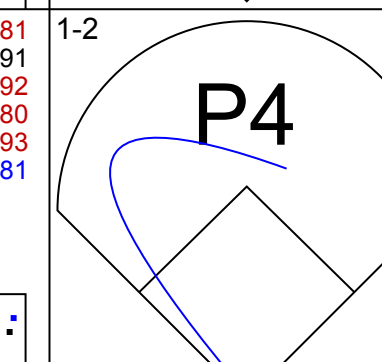
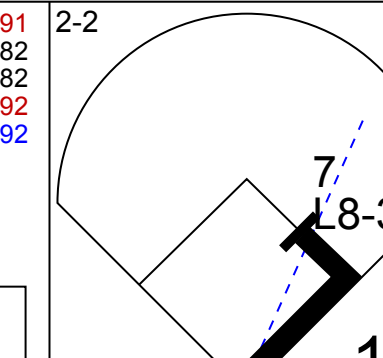
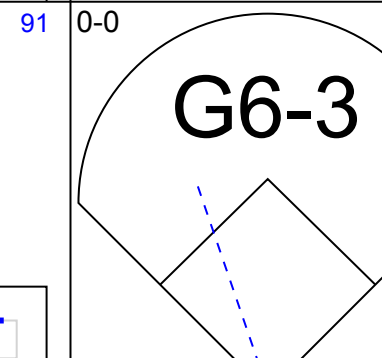
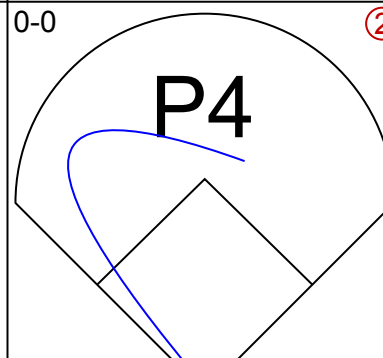
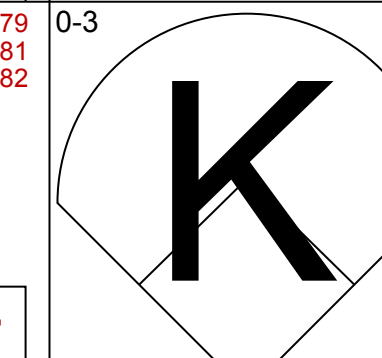
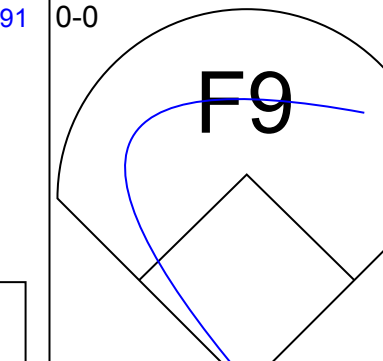
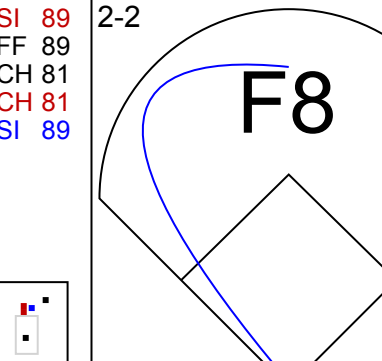
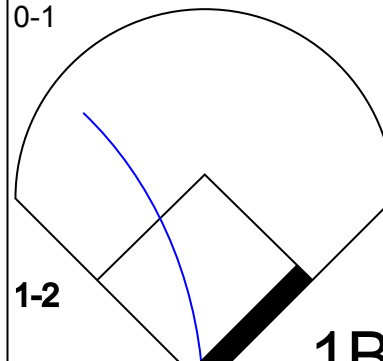
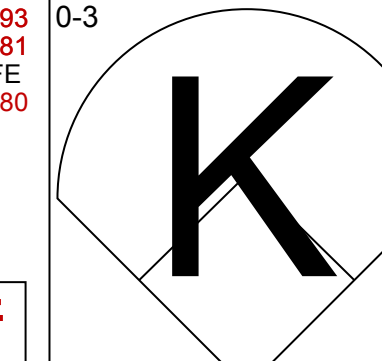
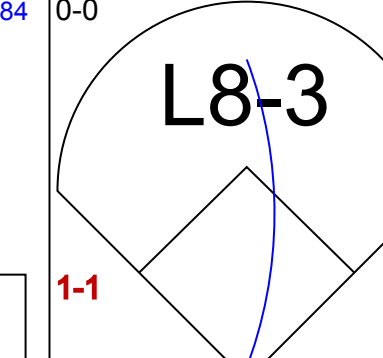

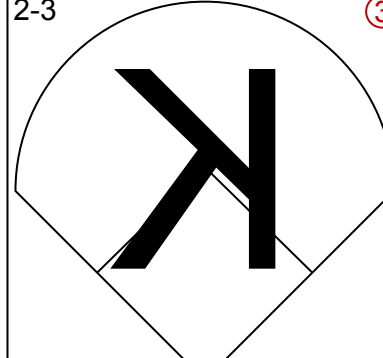
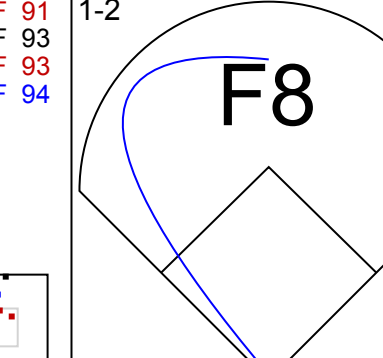
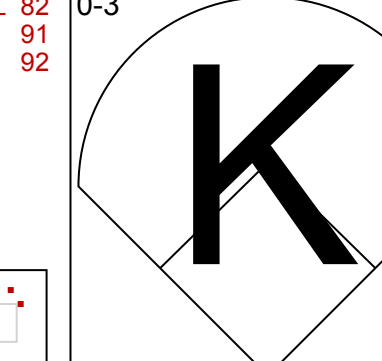
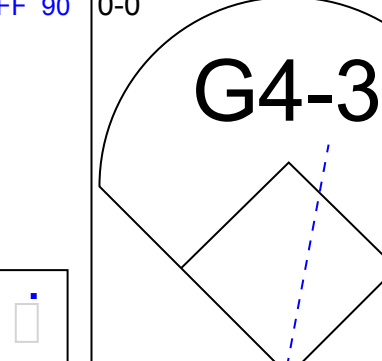
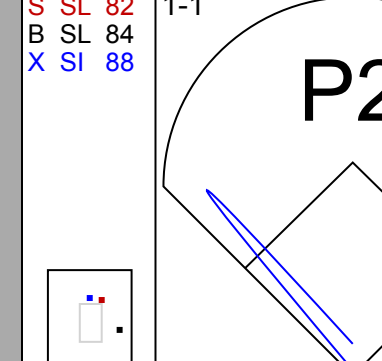
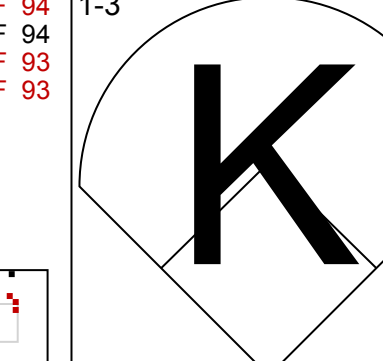
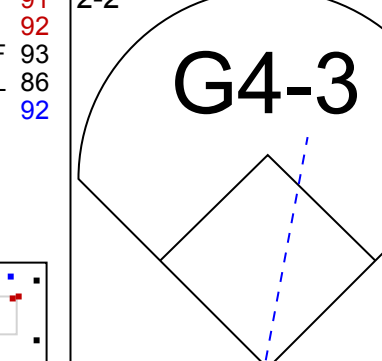

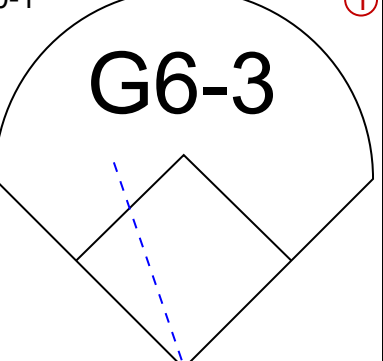
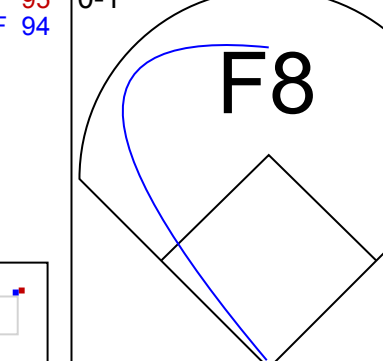
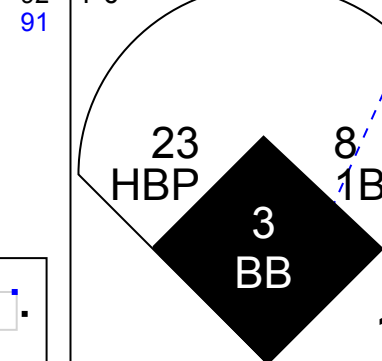
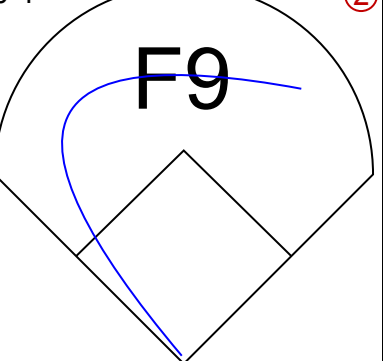
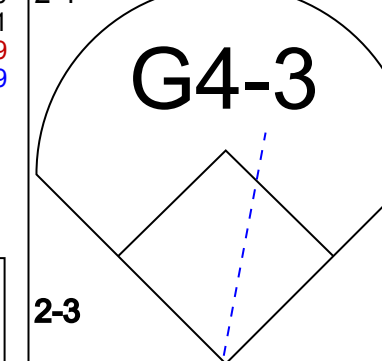

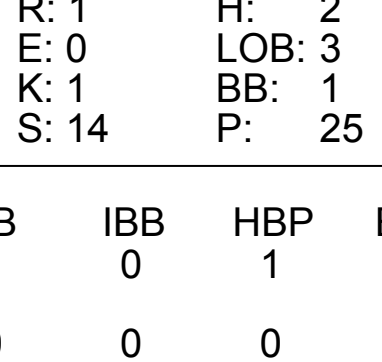
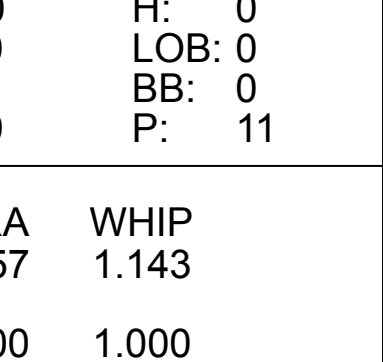
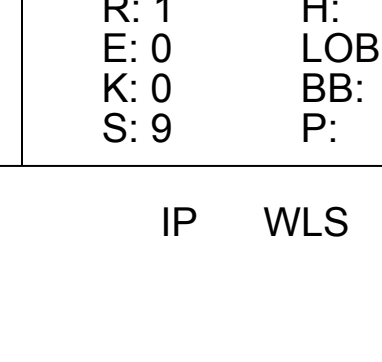
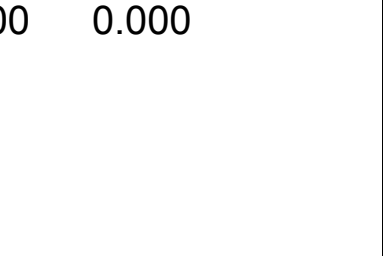
Batter	1	2	3	4	5	6	7	8	9	AB	R	H	RBI	BB	SO	LOB	TOP			
2 Derek Jeter, R OBP: 0.286, SLG: 0.231	G4-3		F9		G6-3			G6-3		4	0	0	0	0	0	0	New York Yankees @ Tampa Bay Rays Tropicana Field, St. Petersburg, FL Sun Apr 08 2012, 1:42 PM - 4:42 PM EDT Att: 30,413 - Dome - 72 F			
14 Curtis Granderson, L OBP: 0.231, SLG: 0.333	BB		K			K		G4-3		3	0	0	0	1	2	0				
24 Robinson Cano, L OBP: 0.286, SLG: 0.308	FC3-6				G1-3		F8		G1-3	4	0	0	0	0	0	1				
13 Alex Rodriguez, R OBP: 0.500, SLG: 0.500	G6-3				BB		BB		L9	3	0	1	0	1	0	1				
25 Mark Teixeira, S OBP: 0.385, SLG: 0.222	P4				BB		BB		G6-3	3	0	1	0	1	0	0				
33 Nick Swisher, S OBP: 0.428, SLG: 0.636	G4-3				P5				BB	3	0	1	0	1	1	4				
27 Raul Ibanez, L OBP: 0.100, SLG: 0.444	G4-3				F8				G1-3	4	0	0	0	0	0	4				
11 Brett Gardner, L OBP: 0.375, SLG: 0.286	F7				K				L4	3	0	0	0	0	1	1				
19 Chris Stewart, R					L6				F7	2	0	0	0	0	0	0				
12 Eric Chavez, L 55 Russell Martin, R					B1-3					1	0	0	0	0	0	0				
										0	0	0	0	0	0	0				
Inning Stats	R: 0 H: 0 E: 0 K: 0 S: 9	H: 0 LOB: 1 BB: 1 P: 16	R: 0 H: 1 E: 0 K: 0 S: 5	H: 1 LOB: 1 BB: 0 P: 9	R: 0 H: 0 E: 0 K: 1 S: 7	H: 0 LOB: 0 BB: 0 P: 12	R: 0 H: 1 E: 0 K: 0 S: 8	H: 1 LOB: 2 BB: 1 P: 19	R: 0 H: 0 E: 0 K: 1 S: 6	H: 0 LOB: 0 BB: 0 P: 9	R: 0 H: 1 E: 0 K: 2 S: 10	H: 1 LOB: 2 BB: 1 P: 18	R: 0 H: 0 E: 0 K: 0 S: 7	H: 0 LOB: 0 BB: 0 P: 9	R: 0 H: 0 E: 0 K: 0 S: 7	H: 0 LOB: 1 BB: 1 P: 19	1B: 0 2B: 3 3B: 0 HR: 0	SF: 0 SAC: 0 DP: 0 HBP: 0	WP: 0 PB: 0 SB: 1 CS: 0	PA: 34
PITCHER	IP WLS BF H R ER SO BB IBB HBP BLK WP HR S P ERA WHIP	IP WLS BF H R ER SO BB IBB HBP BLK WP HR S P ERA WHIP	IP WLS BF H R ER SO BB IBB HBP BLK WP HR S P ERA WHIP	IP WLS BF H R ER SO BB IBB HBP BLK WP HR S P ERA WHIP	IP WLS BF H R ER SO BB IBB HBP BLK WP HR S P ERA WHIP	IP WLS BF H R ER SO BB IBB HBP BLK WP HR S P ERA WHIP	IP WLS BF H R ER SO BB IBB HBP BLK WP HR S P ERA WHIP	IP WLS BF H R ER SO BB IBB HBP BLK WP HR S P ERA WHIP	IP WLS BF H R ER SO BB IBB HBP BLK WP HR S P ERA WHIP	IP WLS BF H R ER SO BB IBB HBP BLK WP HR S P ERA WHIP	IP WLS BF H R ER SO BB IBB HBP BLK WP HR S P ERA WHIP	IP WLS BF H R ER SO BB IBB HBP BLK WP HR S P ERA WHIP	IP WLS BF H R ER SO BB IBB HBP BLK WP HR S P ERA WHIP	IP WLS BF H R ER SO BB IBB HBP BLK WP HR S P ERA WHIP	IP WLS BF H R ER SO BB IBB HBP BLK WP HR S P ERA WHIP	IP WLS BF H R ER SO BB IBB HBP BLK WP HR S P ERA WHIP	IP WLS BF H R ER SO BB IBB HBP BLK WP HR S P ERA WHIP			

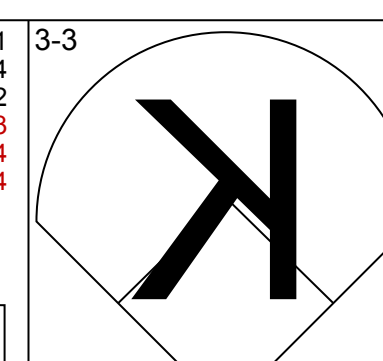
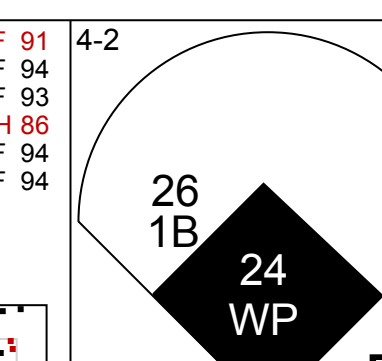
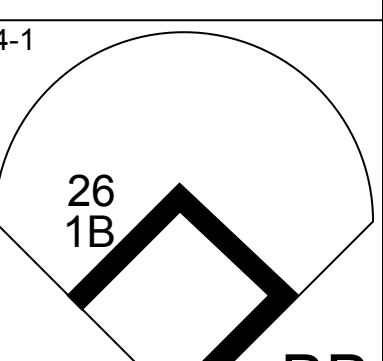
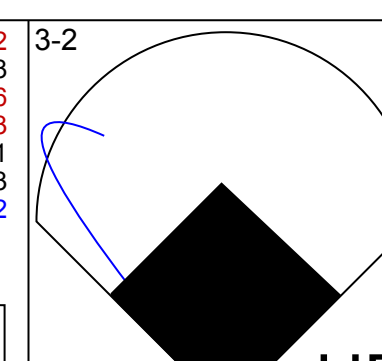
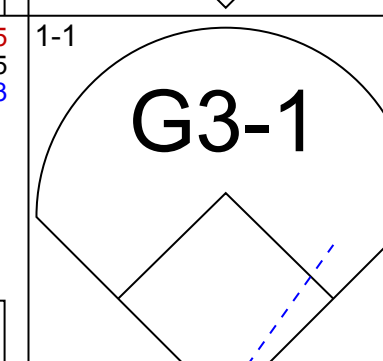
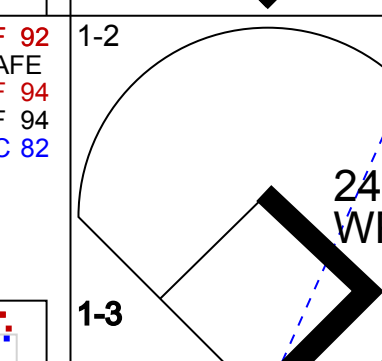
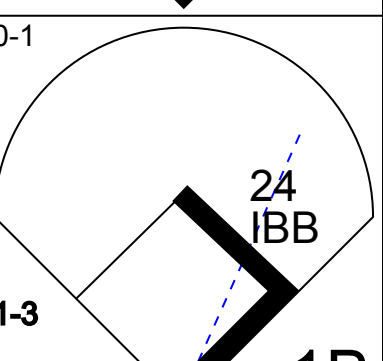
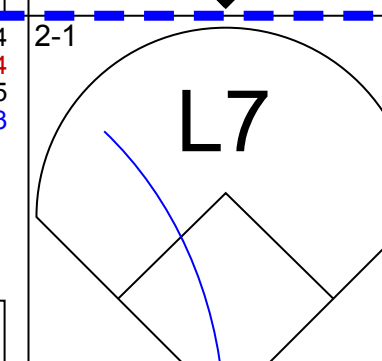
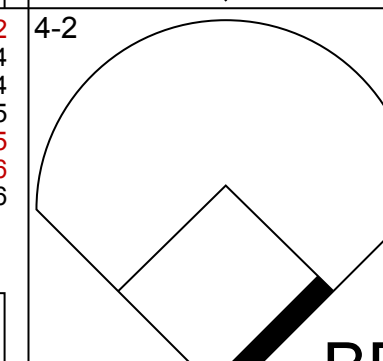
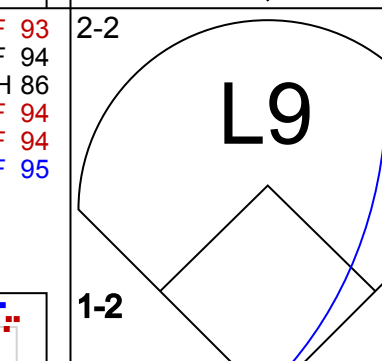
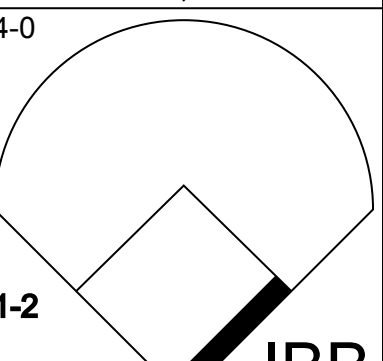
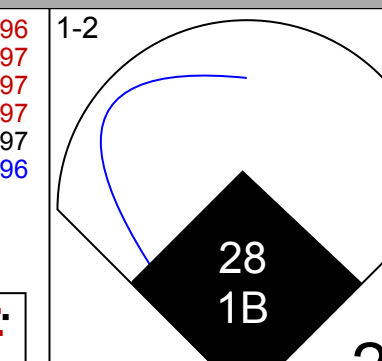
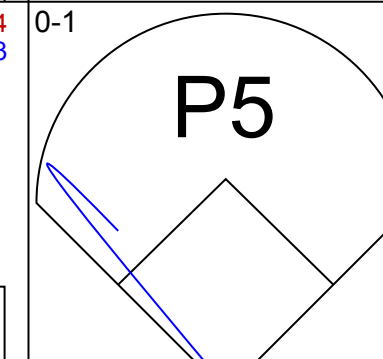
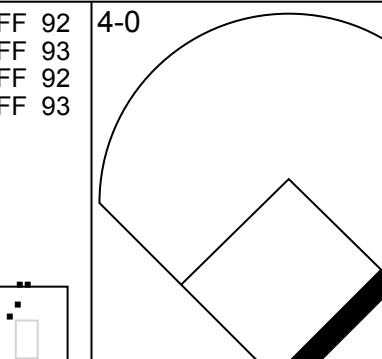
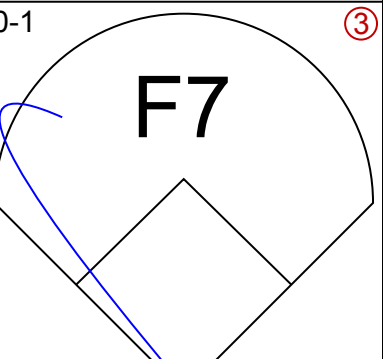
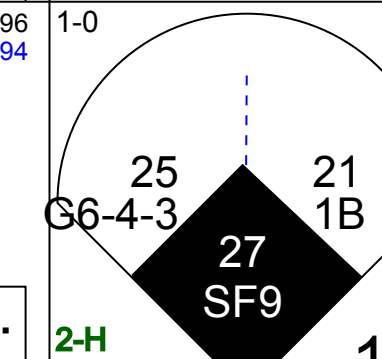
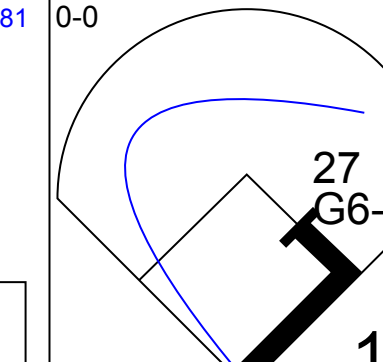
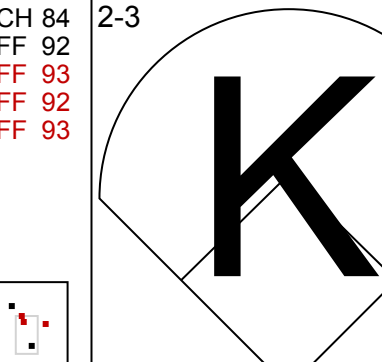
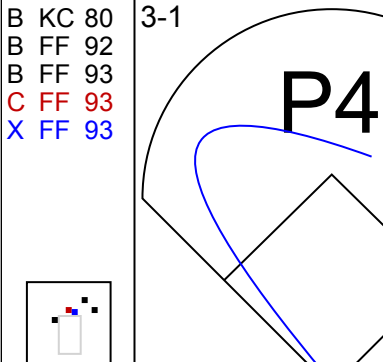
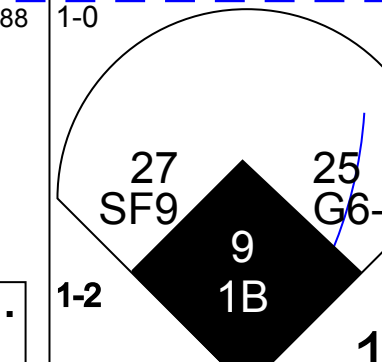
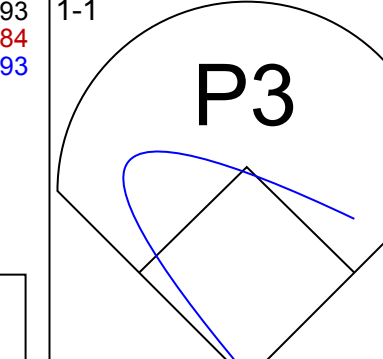
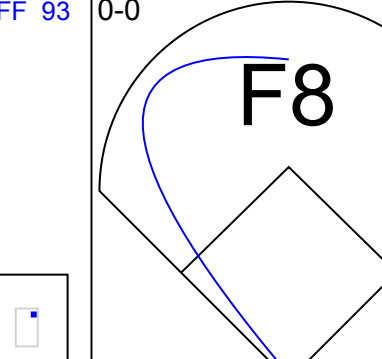
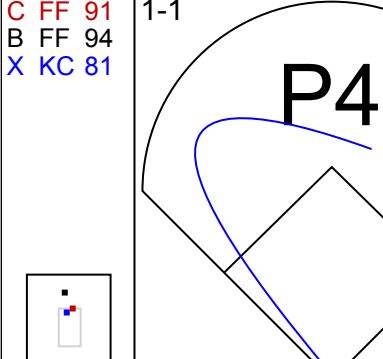
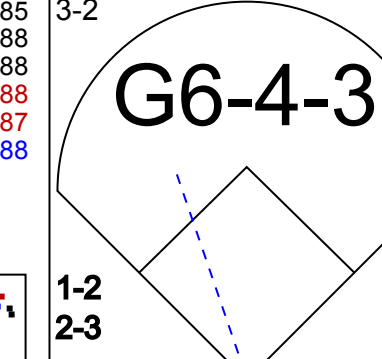
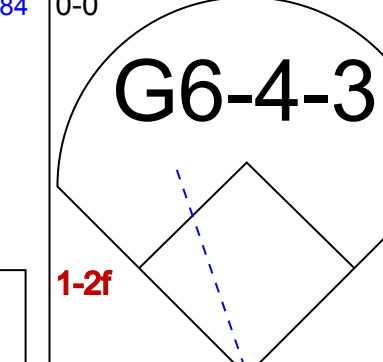
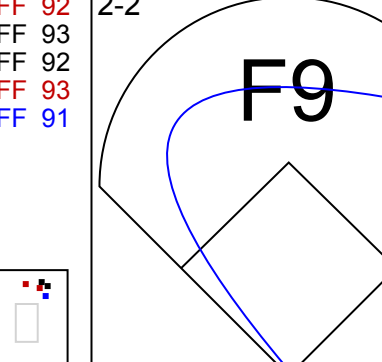
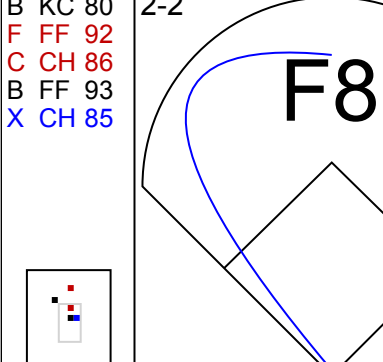
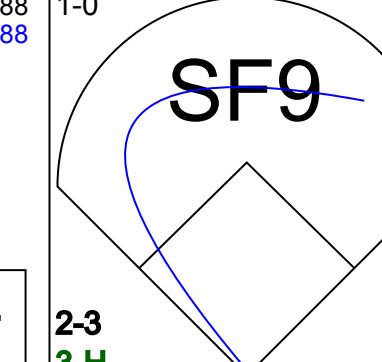



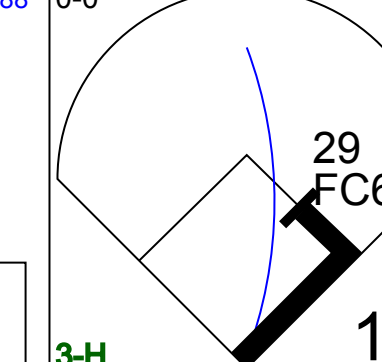



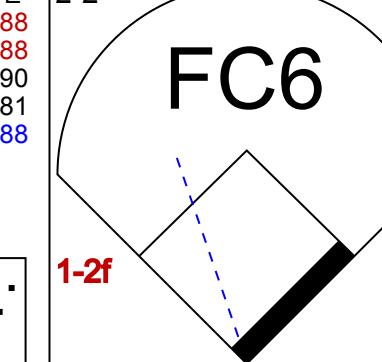
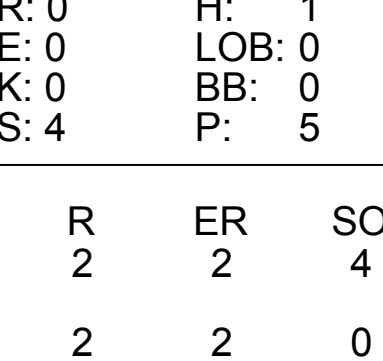
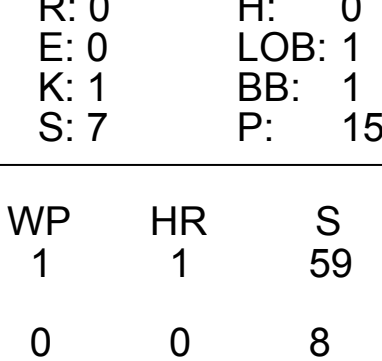
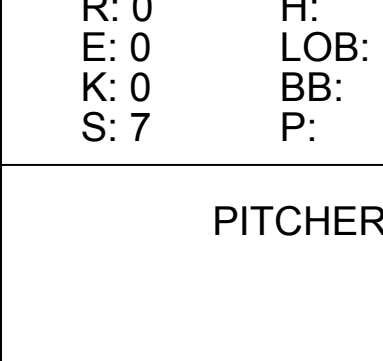
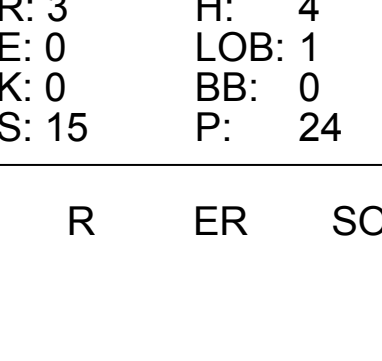
AB	30
R	0
H	3
RBI	0
BB	4
SO	4
LOB	11



Batter	1	2	3	4	5	6	7	8	9	AB	R	H	RBI	BB	SO	LOB	BOTTOM			
8 Desmond Jennings, R OBP: 0.286, SLG: 0.231	F8		K		P5			K		4	0	0	0	0	2	0	New York Yankees @ Tampa Bay Rays Tropicana Field, St. Petersburg, FL Sun Apr 08 2012, 1:42 PM - 4:42 PM EDT Att: 30,413 - Dome - 72 F			
23 Carlos Pena, L OBP: 0.571, SLG: 1.083	G3		HR		2B			K		4	1	2	1	0	1	0				
3 Evan Longoria, R OBP: 0.692, SLG: 1.100	2B		F9		BB			SH5-3		3	1	2	0	1	0	0				
20 Matt Joyce, L OBP: 0.455, SLG: 0.889	3B		BB		K			SH5-3		2	0	1	1	1	1	2				
18 Ben Zobrist, S OBP: 0.385, SLG: 0.500	F7		K					IBB		3	0	0	0	1	2	2				
30 Luke Scott, L OBP: 0.571, SLG: 0.667	P6				F9			K		1	0	0	0	0	0	0				
26 Stephen Vogt, L								K		2	0	0	0	0	0	0				
9 Elliot Johnson, S								K		1	0	0	0	0	1	2				
7 Jeff Keppinger, R 15 Reid Brignac, L					G6-3			G4-3		3	1	2	1	0	0	0				
										1	0	0	0	0	0	2				
28 José Molina, R					K			K		3	0	0	0	0	3	1				
1 Sean Rodriguez, R OBP: 0.375, SLG: 0.167	K				P3			P3		3	0	0	0	0	1	1				
Inning Stats	R: 1 H: 2 E: 0 K: 0 S: 17	H: 2 LOB: 1 BB: 0 P: 27	R: 0 H: 1 E: 0 K: 2 S: 10	H: 1 LOB: 0 BB: 0 P: 11	R: 1 H: 1 E: 0 K: 2 S: 18	H: 1 LOB: 1 BB: 1 P: 31	R: 0 H: 0 E: 0 K: 1 S: 9	H: 0 LOB: 0 BB: 0 P: 13	R: 0 H: 1 E: 0 K: 1 S: 15	H: 1 LOB: 2 BB: 1 P: 21	R: 1 H: 1 E: 0 K: 2 S: 10	H: 1 LOB: 0 BB: 0 P: 16	R: 0 H: 0 E: 0 K: 2 S: 9	H: 0 LOB: 0 BB: 0 P: 11	R: 0 H: 1 E: 0 K: 1 S: 7	H: 1 LOB: 2 BB: 1 P: 14	1B: 2 2B: 2 3B: 1 HR: 2	SF: 0 SAC: 1 DP: 0 HBP: 0	WP: 0 PB: 0 SB: 0 CS: 0	PA: 34
PITCHER	IP WLS BF H R ER SO BB IBB HBP BLK WP HR S P ERA WHIP	IP WLS BF H R ER SO BB IBB HBP BLK WP HR S P ERA WHIP	IP WLS BF H R ER SO BB IBB HBP BLK WP HR S P ERA WHIP	IP WLS BF H R ER SO BB IBB HBP BLK WP HR S P ERA WHIP	IP WLS BF H R ER SO BB IBB HBP BLK WP HR S P ERA WHIP	IP WLS BF H R ER SO BB IBB HBP BLK WP HR S P ERA WHIP	IP WLS BF H R ER SO BB IBB HBP BLK WP HR S P ERA WHIP	IP WLS BF H R ER SO BB IBB HBP BLK WP HR S P ERA WHIP	IP WLS BF H R ER SO BB IBB HBP BLK WP HR S P ERA WHIP	IP WLS BF H R ER SO BB IBB HBP BLK WP HR S P ERA WHIP	IP WLS BF H R ER SO BB IBB HBP BLK WP HR S P ERA WHIP	IP WLS BF H R ER SO BB IBB HBP BLK WP HR S P ERA WHIP	IP WLS BF H R ER SO BB IBB HBP BLK WP HR S P ERA WHIP	IP WLS BF H R ER SO BB IBB HBP BLK WP HR S P ERA WHIP	IP WLS BF H R ER SO BB IBB HBP BLK WP HR S P ERA WHIP	IP WLS BF H R ER SO BB IBB HBP BLK WP HR S P ERA WHIP	IP WLS BF H R ER SO BB IBB HBP BLK WP HR S P ERA WHIP			




Batter	1	2	3	4	5	6	7	8	9	AB	R	H	RBI	BB	SO	LOB	TOP			
8 Desmond Jennings, R (1, 8) OBP: 0.333, SLG: 0.294										4	0	2	1	0	2	0	Tampa Bay Rays @ Detroit Tigers Comerica Park, Detroit, MI Tue Apr 10 2012, 1:07 PM - 3:41 PM EDT Att: 22,574 - Partly Cloudy - 42 F			
23 Carlos Pena, L (1, 3) OBP: 0.556, SLG: 0.933									3	0	1	0	0	0	0					
3 Evan Longoria, R (1, 5) OBP: 0.647, SLG: 0.923									3	0	1	1	1	0	1					
20 Matt Joyce, L (1, 7) OBP: 0.400, SLG: 0.692									4	0	1	0	0	1	5					
18 Ben Zobrist, S (1, 9) OBP: 0.353, SLG: 0.429									4	0	1	0	0	1	2					
7 Jeff Keppinger, R (1, 10) OBP: 0.308, SLG: 0.538									4	0	0	0	0	1	3					
1 Sean Rodriguez, R (1, 4) OBP: 0.273, SLG: 0.111										3	0	0	0	0	1	0				
21 Jose Lobaton, S (9, PH) OBP: 0.200, SLG: 0.400										1	0	0	0	0	1	0				
28 José Molina, R (1, 2) OBP: 0.200, SLG: 0.222										3	1	1	0	0	0	0				
26 Stephen Vogt, L (9, PH) OBP: 0.200, SLG: 0.400										3	1	1	0	0	0	1				
15 Reid Brignac, L (1, 6) OBP: 0.250, SLG: 0.143																				
Inning Stats	R: 0 E: 0 K: 1 S: 7	H: 0 LOB: 0 BB: 0 P: 11	R: 0 E: 0 K: 0 S: 5	H: 1 LOB: 0 BB: 0 P: 7	R: 1 E: 0 K: 1 S: 14	H: 2 LOB: 3 BB: 1 P: 25	R: 0 E: 0 K: 0 S: 6	H: 0 LOB: 0 BB: 0 P: 10	R: 0 E: 0 K: 1 S: 9	H: 2 LOB: 2 BB: 0 P: 13	R: 1 E: 0 K: 0 S: 9	H: 2 LOB: 0 BB: 0 P: 15	R: 0 E: 0 K: 2 S: 13	H: 1 LOB: 1 BB: 0 P: 16	R: 0 E: 0 K: 1 S: 8	H: 0 LOB: 0 BB: 0 P: 10	1B: 7 2B: 2 3B: 0 HR: 0	SF: 0 SAC: 0 DP: 1 HBP: 1	WP: 0 PB: 0 SB: 0 CS: 1	PA: 36
PITCHER	IP WLS BF H R ER SO	IP WLS BF H R ER SO	IP WLS BF H R ER SO	IP WLS BF H R ER SO	IP WLS BF H R ER SO	IP WLS BF H R ER SO	IP WLS BF H R ER SO	IP WLS BF H R ER SO	IP WLS BF H R ER SO	IP WLS BF H R ER SO	IP WLS BF H R ER SO	IP WLS BF H R ER SO	IP WLS BF H R ER SO	IP WLS BF H R ER SO	IP WLS BF H R ER SO	IP WLS BF H R ER SO	ERA WHIP	ERA WHIP		
21 Rick Porcello, R (1, 1) ERA: 2.57	7.0																2.57	1.143		
40 Phil Coke, L (8, 1) ERA: 3.89	1.0	W	4	1	0	0	2	0	0	0	0	0	0	0	0	0	0.00	1.000		
46 Jose Valverde, R (9, 1) ERA: 9.0	1.0	S	3	0	0	0	1	0	0	0	0	0	0	0	0	0	0.00	0.000		

Batter	1	2	3	4	5	6	7	8	9	AB	R	H	RBI	BB	SO	LOB	BOTTOM			
14 Austin Jackson, R (1, 8) OBP: 0.650, SLG: 1.000										2	2	1	1	2	1	0	Tampa Bay Rays @ Detroit Tigers Comerica Park, Detroit, MI Tue Apr 10 2012, 1:07 PM - 3:41 PM EDT Att: 22,574 - Partly Cloudy - 42 F			
26 Brennan Boesch, L (1, 9) OBP: 0.211, SLG: 0.211										4	0	2	0	0	0	0				
24 Miguel Cabrera, R (1, 5) OBP: 0.579, SLG: 1.231										2	1	1	0	2	0	1				
28 Prince Fielder, L (1, 3) OBP: 0.444, SLG: 0.800										3	1	1	1	1	0	4				
21 Delmon Young, R (1, 7) OBP: 0.278, SLG: 0.294										4	0	2	0	0	1	1				
36 Clete Thomas, L (8, PR) OBP: 0.176, SLG: 0.125										0	1	0	0	0	0	0				
25 Ryan Raburn, R (1, 10) OBP: 0.353, SLG: 0.467										4	0	0	0	0	0	4				
27 Jhonny Peralta, R (1, 6) OBP: 0.353, SLG: 0.467										3	0	0	1	0	0	2				
9 Gerald Laird, R (1, 2) OBP: 0.250, SLG: 0.250										4	0	1	1	0	1	0				
29 Danny Worth, R (1, 4) OBP: 0.200, SLG: 0.200										4	0	0	0	0	1	1				
Inning Stats	R: 0 E: 0 K: 1 S: 10	H: 0 LOB: 1 BB: 1 P: 18	R: 0 E: 0 K: 0 S: 4	H: 1 LOB: 0 BB: 0 P: 5	R: 1 E: 0 K: 1 S: 13	H: 1 LOB: 1 BB: 1 P: 21	R: 0 E: 0 K: 1 S: 7	H: 0 LOB: 1 BB: 1 P: 15	R: 0 E: 0 K: 0 S: 10	H: 0 LOB: 0 BB: 0 P: 13	R: 1 E: 0 K: 0 S: 10	H: 1 LOB: 0 BB: 0 P: 16	R: 3 E: 0 K: 0 S: 15	H: 4 LOB: 1 BB: 0 P: 24	R: 0 E: 0 K: 0 S: 15	H: 0 LOB: 0 BB: 0 P: 10	1B: 6 2B: 1 3B: 0 HR: 1	SF: 1 SAC: 0 DP: 1 HBP: 0	WP: 1 PB: 0 SB: 0 CS: 0	PA: 36
PITCHER	IP WLS BF H R ER SO	IP WLS BF H R ER SO	IP WLS BF H R ER SO	IP WLS BF H R ER SO	IP WLS BF H R ER SO	IP WLS BF H R ER SO	IP WLS BF H R ER SO	IP WLS BF H R ER SO	IP WLS BF H R ER SO	IP WLS BF H R ER SO	IP WLS BF H R ER SO	IP WLS BF H R ER SO	IP WLS BF H R ER SO	IP WLS BF H R ER SO	IP WLS BF H R ER SO	IP WLS BF H R ER SO	ERA WHIP	ERA WHIP		
55 Matt Moore, L (1, 1) ERA: 2.7	6.2																2.70	1.200		
57 Jake McGee, L (7, 1) ERA: 13.5	0.1	L	3	2	2	2	0	0	0	0	0	8	12	54.00	6.000					
31 Burke Badenhop, R (8, 1) ERA: 5.4	1.0		5	2	1	1	0	0	0	0	0	9	16	9.00	2.000					

Batter	1	2	3	4	5	6	7	8	9	AB	R	H	RBI	BB	SO	LOB	TOP										
8 Desmond Jennings, R OBP: 0.319, SLG: 0.286										4	1	1	0	0	1	0											
23 Carlos Pena, L OBP: 0.500, SLG: 0.778										3	1	0	0	1	1	0											
3 Evan Longoria, R OBP: 0.571, SLG: 0.765										4	1	1	1	0	1	0											
20 Matt Joyce, L OBP: 0.333, SLG: 0.563										3	0	0	0	0	2	0											
9 Elliot Johnson, S (9, PH)										0	0	0	0	1	0	0											
18 Ben Zobrist, S OBP: 0.381, SLG: 0.444										4	0	2	2	0	0	0											
26 Stephen Vogt, L (1, 10)										4	0	0	0	0	0	3											
21 Jose Lobaton, S OBP: 0.333, SLG: 0.286										2	0	0	0	2	0	1											
1 Sean Rodriguez, R OBP: 0.231, SLG: 0.091										2	0	0	0	0	1	1											
7 Jeff Keppinger, R OBP: 0.333, SLG: 0.533										2	1	1	0	0	0	3											
15 Reid Brignac, L OBP: 0.182, SLG: 0.100										3	0	0	0	0	1	1											
Inning Stats	R: 0 E: 0 K: 1 S: 6	H: 0 LOB: 0 BB: 0 P: 6	R: 0 E: 0 K: 1 S: 8	H: 0 LOB: 0 BB: 0 P: 11	R: 0 E: 0 K: 1 S: 9	H: 0 LOB: 0 BB: 1 P: 16	R: 0 E: 0 K: 1 S: 9	H: 0 LOB: 0 BB: 0 P: 15	R: 0 E: 0 K: 0 S: 6	H: 0 LOB: 0 BB: 0 P: 9	R: 0 E: 0 K: 2 S: 7	H: 0 LOB: 0 BB: 0 P: 10	R: 0 E: 0 K: 0 S: 5	H: 0 LOB: 0 BB: 0 P: 5	R: 4 E: 0 K: 1 S: 27	H: 4 LOB: 3 BB: 3 P: 52	1B: 5 2B: 1 3B: 0 HR: 0	SF: 0 SAC: 0 DP: 1 HBP: 0	WP: 1 PB: 0 SB: 0 CS: 1	PA: 35							
PITCHER	IP	WLS	BF	H	R	ER	SO	BB	IBB	HBP	BLK	WP	HR	S	P	ERA	WHIP										
35 Justin Verlander, R ERA: 2.2	8.1	L	30	4	4	4	7	2	0	0	1	1	0	70	104	4.32	0.720										
55 Daniel Schlereth, L ERA: 4.5	0.0		1	0	0	0	0	1	0	0	0	0	0	2	6	=	=										
46 Jose Valverde, R ERA: 6.75	0.2		4	1	0	0	0	1	0	0	0	0	0	12	23	0.00	3.000										

Tampa Bay Rays @ Detroit Tigers
Comerica Park, Detroit, MI
Wed Apr 11 2012, 1:07 PM - 3:54 PM EDT
Att: 28,180 - Partly Cloudy - 46 F


AB 31
R 4
H 5
RBI 3
BB 4
SO 7
LOB 9



Batter	1	2	3	4	5	6	7	8	9	AB	R	H	RBI	BB	SO	LOB	BOTTOM										
14 Austin Jackson, R OBP: 0.583, SLG: 0.850										4	1	1	0	0	1	1											
26 Brennan Boesch, L OBP: 0.174, SLG: 0.174										4	0	0	0	0	1	2											
36 Clete Thomas, L										0	0	0	0	0	0	0											
24 Miguel Cabrera, R OBP: 0.565, SLG: 1.059										4	0	2	1	0	0	0											
28 Prince Fielder, L OBP: 0.409, SLG: 0.667										3	0	0	0	1	0	1											
27 Jhonny Peralta, R OBP: 0.333, SLG: 0.421										4	0	1	0	0	0	2											
13 Alex Avila, L OBP: 0.412, SLG: 0.800										3	0	0	0	0	2	3											
12 Andy Dirks, L OBP: 0.364, SLG: 0.455										3	1	1	0	0	0	1											
39 Ramon Santiago, S (1, 4)										3	0	0	0	0	1	2											
32 Don Kelly, L OBP: 0.333, SLG: 0.333										3	0	1	0	0	0	0											
Inning Stats	R: 1 E: 0 K: 0 S: 11	H: 2 LOB: 0 BB: 0 P: 14	R: 0 E: 0 K: 1 S: 11	H: 1 LOB: 0 BB: 0 P: 18	R: 0 E: 0 K: 0 S: 5	H: 0 LOB: 0 BB: 0 P: 7	R: 0 E: 0 K: 1 S: 9	H: 1 LOB: 2 BB: 1 P: 19	R: 0 E: 0 K: 0 S: 12	H: 0 LOB: 0 BB: 0 P: 15	R: 0 E: 0 K: 0 S: 4	H: 0 LOB: 0 BB: 0 P: 6	R: 0 E: 0 K: 1 S: 7	H: 0 LOB: 0 BB: 0 P: 13	R: 0 E: 0 K: 2 S: 8	H: 1 LOB: 1 BB: 0 P: 13	R: 0 E: 0 K: 0 S: 9	H: 0 LOB: 0 BB: 0 P: 14	1B: 5 2B: 2 3B: 0 HR: 0	SF: 0 SAC: 0 DP: 2 HBP: 0	WP: 0 PB: 0 SB: 0 CS: 1	PA: 32					
PITCHER	IP	WLS	BF	H	R	ER	SO	BB	IBB	HBP	BLK	WP	HR	S	P	ERA	WHIP										
33 James Shields, R ERA: 5.54	8.0	W	29	6	2	2	5	1	0	0	1	1	0	67	105	2.25	0.875										
56 Fernando Rodney, R ERA:	1.0	S	3	0	0	0	0	0	0	0	0	0	0	9	14	0.00	0.000										

Tampa Bay Rays @ Detroit Tigers
Comerica Park, Detroit, MI
Wed Apr 11 2012, 1:07 PM - 3:54 PM EDT
Att: 28,180 - Partly Cloudy - 46 F

AB 31
R 2
H 6
RBI 1
BB 1
SO 5
LOB 12



Batter	1	2	3	4	5	6	7	8	9	AB	R	H	RBI	BB	SO	LOB	TOP																
8 Desmond Jennings, R OBP: 0.290, SLG: 0.214	L7		F9		G4-3			L7		4	0	0	0	0	0	0	Tampa Bay Rays @ Boston Red Sox Fenway Park, Boston, MA Fri Apr 13 2012, 2:10 PM - 5:28 PM EDT Att: 37,032 - Partly Cloudy - 58 F																
23 Carlos Pena, L OBP: 0.516, SLG: 0.840	2B		G3			F8		K		4	0	1	0	0	1																		
3 Evan Longoria, R OBP: 0.500, SLG: 0.640	F7		G6-3			F8		G3-1		4	0	0	0	0	1																		
20 Matt Joyce, L OBP: 0.269, SLG: 0.417	F8			L9			1B		F8	4	0	1	0	0	1																		
18 Ben Zobrist, S OBP: 0.414, SLG: 0.542	7 2B	1B			BB		G4-3		HR	3	2	2	1	1	0	1																	
7 Jeff Keppinger, R OBP: 0.250, SLG: 0.417	26 G4-3	1B		F8			P3		G3-1	4	0	1	1	0	0	1																	
26 Stephen Vogt, L (1, 10)	G4-3			G3			F7		K	4	0	0	0	0	1	2																	
28 José Molina, R OBP: 0.286, SLG: 0.385	G6-3				P3					3	0	1	0	0	0	1																	
15 Reid Brignac, L OBP: 0.154, SLG: 0.083	G6-3				F8					2	0	0	0	0	0	1																	
30 Luke Scott, L OBP: 0.500, SLG: 0.571 (7, PH)							F7			1	0	0	0	0	0	1																	
9 Elliot Johnson, S OBP: 0.333, SLG: 0.143										0	0	0	0	0	0	0																	
Inning Stats	R: 0 E: 0 K: 0 S: 9	H: 1 LOB: 1 BB: 0 P: 17	R: 1 E: 0 K: 0 S: 11	H: 2 LOB: 1 BB: 0 P: 16	R: 0 E: 0 K: 0 S: 6	H: 0 LOB: 0 BB: 0 P: 8	R: 0 E: 0 K: 0 S: 8	H: 0 LOB: 1 BB: 0 P: 17	R: 0 E: 0 K: 0 S: 6	H: 1 LOB: 1 BB: 0 P: 9	R: 0 E: 0 K: 0 S: 6	H: 1 LOB: 0 BB: 0 P: 7	R: 0 E: 0 K: 1 S: 8	H: 0 LOB: 0 BB: 0 P: 13	R: 1 E: 0 K: 1 S: 11	H: 1 LOB: 0 BB: 0 P: 15	1B: 3 2B: 2 3B: 0 HR: 1	SF: 0 SAC: 0 DP: 0 HBP: 0	WP: 0 PB: 0 SB: 0 CS: 0	PA: 34													
PITCHER	IP WLS BF	H R ER SO	BB IBB HBP BLK	WP HR S P	ERA WHIP	PITCHER										IP WLS BF	H R ER SO	BB IBB HBP BLK	WP HR S P	ERA WHIP													
19 Josh Beckett, R ERA: 5.68	8.0	W	30	5	1	1	1	1	0	0	0	0	0	0	0	0	0	1	11	15	9.00	1.000											
37 Mark Melancon, R ERA: 22.5	1.0		4	1	1	1	1	0	0	0	0	0	0	0	0	0	0	0	1	11	15	9.00	1.000										

AB	33
R	2
H	6
RBI	2
BB	1
SO	2
LOB	9



Batter	1	2	3	4	5	6	7	8	9	AB	R	H	RBI	BB	SO	LOB	BOTTOM															
2 Jacoby Ellsbury, L OBP: 0.300, SLG: 0.269	G5-3		28 1B	20 SF9	15 G6-3			P6		3	1	2	1	0	0	0	Tampa Bay Rays @ Boston Red Sox Fenway Park, Boston, MA Fri Apr 13 2012, 2:10 PM - 5:28 PM EDT Att: 37,032 - Partly Cloudy - 58 F															
12 Ryan Sweeney, L OBP: 0.478, SLG: 0.619			20 SF9	28 1B	15 G6-3					3	1	1	2	0	0	5																
15 Dustin Pedroia, R OBP: 0.394, SLG: 0.517	F8		20 SF9	28 1B	34 1B	BB		K		4	2	1	0	1	1	1																
28 Adrián González, L OBP: 0.364, SLG: 0.464	K		54 BB	34 1B				F9		5	1	3	1	0	1	0																
20 Kevin Youkilis, R OBP: 0.160, SLG: 0.208		34 BB	1B		SF9			G5-3		4	1	2	3	0	1	1																
34 David Ortiz, L OBP: 0.387, SLG: 0.444								G4-3		4	0	2	2	1	1	1																
54 Darrell McDonald, R OBP: 0.333, SLG: 0.250								F9		3	1	1	0	2	1	2																
7 Cody Ross, R OBP: 0.269, SLG: 0.227								G5-3		3	1	0	1	1	1	5																
3 Mike Aviles, R OBP: 0.261, SLG: 0.273								G4-3		4	1	1	0	1	0	2																
10 Kelly Shoppach, R OBP: 0.500, SLG: 0.545								G6-3		4	3	3	2	0	0	3																
Inning Stats	R: 0 E: 0 K: 1 S: 11	H: 0 LOB: 0 BB: 0 P: 19	R: 0 E: 0 K: 2 S: 17	H: 1 LOB: 2 BB: 1 P: 26	R: 3 E: 0 K: 0 S: 19	H: 3 LOB: 2 BB: 2 P: 38	R: 1 E: 0 K: 0 S: 9	H: 2 LOB: 0 BB: 0 P: 17	R: 0 E: 0 K: 0 S: 7	H: 1 LOB: 2 BB: 0 P: 15	R: 0 E: 0 K: 3 S: 11	H: 1 LOB: 1 BB: 0 P: 18	R: 8 E: 0 K: 0 S: 32	H: 8 LOB: 3 BB: 3 P: 55	1B: 11 2B: 5 3B: 0 HR: 0	SF: 2 SAC: 0 DP: 2 HBP: 1	WP: 1 PB: 0 SB: 1 CS: 0	PA: 46														
PITCHER	IP WLS BF	H R ER SO	BB IBB HBP BLK	WP HR S P	ERA WHIP	PITCHER										IP WLS BF	H R ER SO	BB IBB HBP BLK	WP HR S P	ERA WHIP												
14 David Price, L ERA: 4.82	3.0	L	16	4	3	3	3	0	0	0	0	0	0	0	0	0	9	17	9.00	2.000												
31 Burke Badenhop, R ERA: 6.75	1.0		4	2	1	1	0	0	0	0	0	0	0	0	0	0	0	29	41	0.00	0.667											
40 Wade Davis, R ERA: 3.86	3.0		12	2	0	0	3	0	0	0	0	0	0	0	0	0	1	0	10	21	∞	∞										
62 Joel Peralta, R ERA: 37.8	0.0		4	2	4	4	0	2	0	0	0	0	0	0	0	0	0	0	22	34	36.00	7.000										
52 Josh Lueke, R ERA: 27.0	1.0		10	6	4	4	0	1	0	0	0	0	0	0	0	0	0	0	22	34	36.00	7.000										


AB	37
R	12
H	16
RBI	12
BB	6
SO	6
LOB	20



Batter	1	2	3	4	5	6	7	8	9	AB	R	H	RBI	BB	SO	LOB	TOP				
8 Desmond Jennings, R OBP: 0.300, SLG: 0.250										5	1	2	0	0	2	4					
23 Carlos Pena, L OBP: 0.450, SLG: 0.735										5	1	1	2	0	2	6					
3 Evan Longoria, R OBP: 0.436, SLG: 0.545										4	0	1	1	1	0	2					
7 Jeff Keppinger, R OBP: 0.242, SLG: 0.394										5	0	2	0	0	0	2					
18 Ben Zobrist, S OBP: 0.342, SLG: 0.406										5	0	0	0	0	3	3					
30 Luke Scott, L OBP: 0.438, SLG: 0.933									4	1	1	1	0	2	2						
1 Sean Rodriguez, R OBP: 0.250, SLG: 0.182									4	0	2	0	0	0	0						
20 Matt Joyce, L OBP: 0.344, SLG: 0.429									2	0	1	0	1	1	0						
28 Jose Molina, R OBP: 0.316, SLG: 0.389									1	0	1	0	0	0	0						
16 Chris Gimenez, R OBP: 0.500, SLG: 0.500									4	1	2	0	0	1	3						
Inning Stats	R: 0 E: 0 K: 2 S: 9	H: 0 LOB: 1 BB: 1 P: 19	R: 0 E: 0 K: 1 S: 8	H: 0 LOB: 0 BB: 0 P: 11	R: 0 E: 0 K: 1 S: 13	H: 2 LOB: 2 BB: 0 P: 19	R: 0 E: 0 K: 1 S: 10	H: 2 LOB: 2 BB: 0 P: 15	R: 3 E: 0 K: 2 S: 18	H: 4 LOB: 1 BB: 0 P: 27	R: 1 E: 0 K: 2 S: 10	H: 2 LOB: 2 BB: 1 P: 20	R: 0 E: 0 K: 0 S: 10	H: 2 LOB: 2 BB: 0 P: 16	R: 0 E: 0 K: 1 S: 10	H: 0 LOB: 0 BB: 0 P: 15	1B: 8 2B: 4 3B: 0 HR: 1	SF: 0 SAC: 0 DP: 0 HBP: 0	WP: 1 PB: 0 SB: 0 CS: 0	PA: 41	
PITCHER	IP WLS BF H R ER SO BB IBB HBP BLK WP HR S P ERA WHIP	IP WLS BF H R ER SO BB IBB HBP BLK WP HR S P ERA WHIP	IP WLS BF H R ER SO BB IBB HBP BLK WP HR S P ERA WHIP	IP WLS BF H R ER SO BB IBB HBP BLK WP HR S P ERA WHIP	IP WLS BF H R ER SO BB IBB HBP BLK WP HR S P ERA WHIP	IP WLS BF H R ER SO BB IBB HBP BLK WP HR S P ERA WHIP	IP WLS BF H R ER SO BB IBB HBP BLK WP HR S P ERA WHIP	IP WLS BF H R ER SO BB IBB HBP BLK WP HR S P ERA WHIP	IP WLS BF H R ER SO BB IBB HBP BLK WP HR S P ERA WHIP	IP WLS BF H R ER SO BB IBB HBP BLK WP HR S P ERA WHIP	IP WLS BF H R ER SO BB IBB HBP BLK WP HR S P ERA WHIP	IP WLS BF H R ER SO BB IBB HBP BLK WP HR S P ERA WHIP	IP WLS BF H R ER SO BB IBB HBP BLK WP HR S P ERA WHIP	IP WLS BF H R ER SO BB IBB HBP BLK WP HR S P ERA WHIP	IP WLS BF H R ER SO BB IBB HBP BLK WP HR S P ERA WHIP	IP WLS BF H R ER SO BB IBB HBP BLK WP HR S P ERA WHIP	IP WLS BF H R ER SO BB IBB HBP BLK WP HR S P ERA WHIP	IP WLS BF H R ER SO BB IBB HBP BLK WP HR S P ERA WHIP	IP WLS BF H R ER SO BB IBB HBP BLK WP HR S P ERA WHIP	IP WLS BF H R ER SO BB IBB HBP BLK WP HR S P ERA WHIP	IP WLS BF H R ER SO BB IBB HBP BLK WP HR S P ERA WHIP

Tampa Bay Rays @ Boston Red Sox
Fenway Park, Boston, MA
Sun Apr 15 2012, 1:40 PM - 4:50 PM EDT
Att: 38,024 - Partly Cloudy - 72 F


AB	39
R	4
H	13
RBI	4
BB	2
SO	11
LOB	22

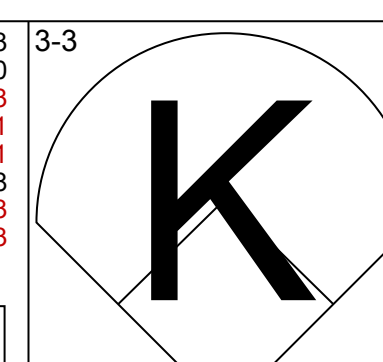
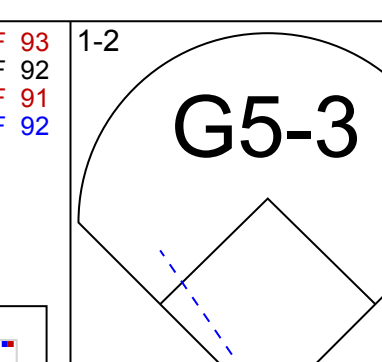
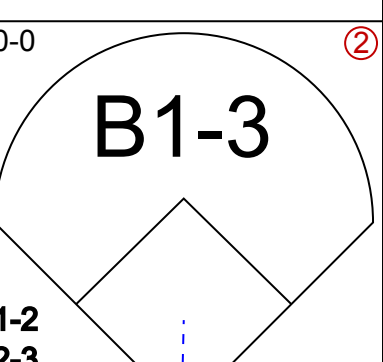
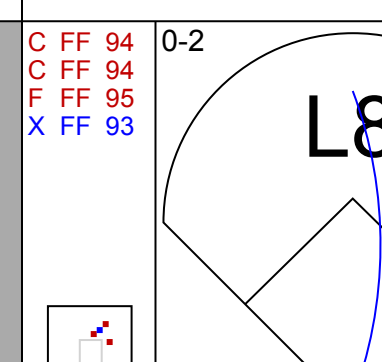
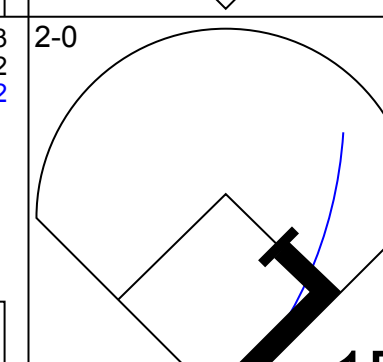
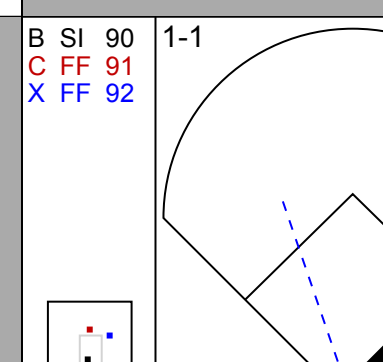
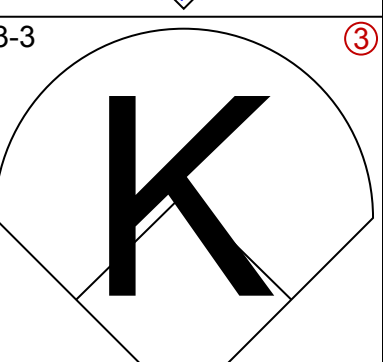
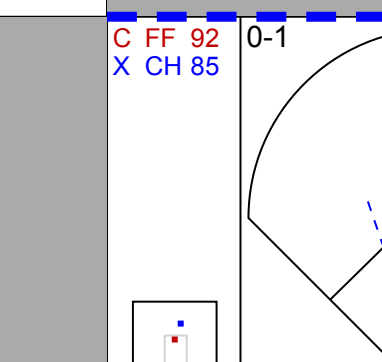
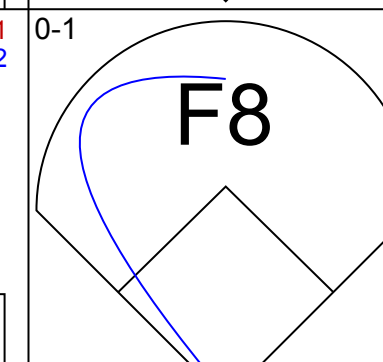
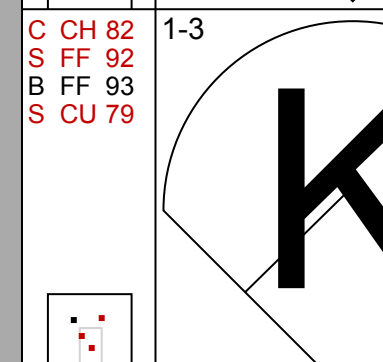
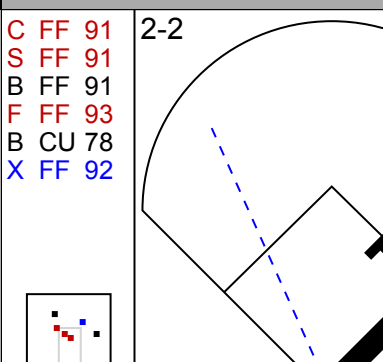

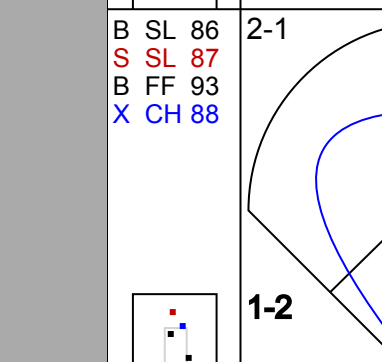
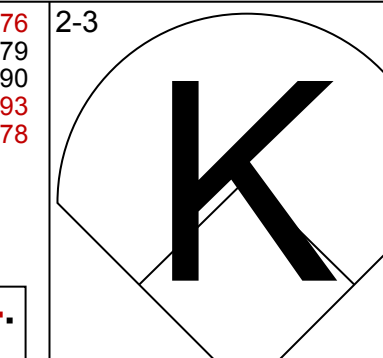
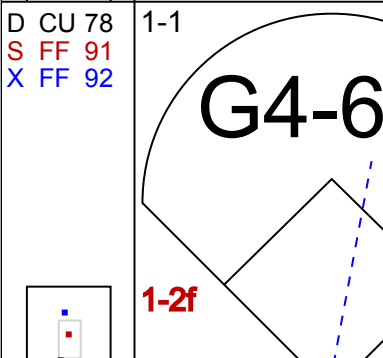
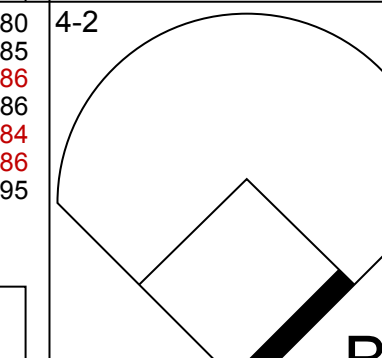
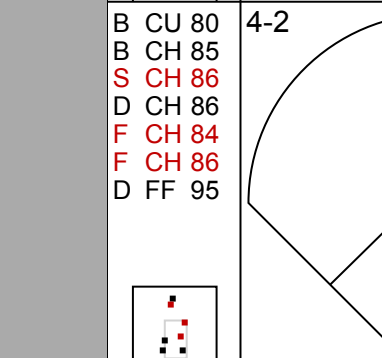
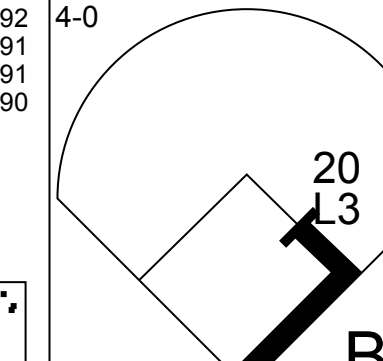
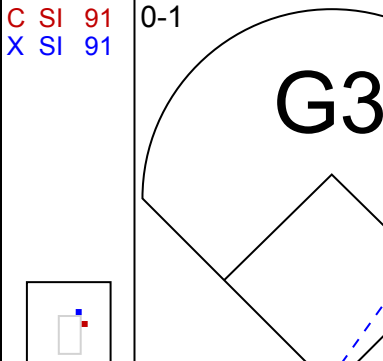
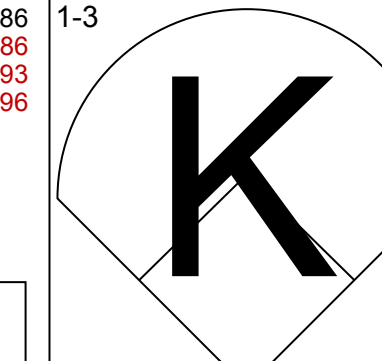
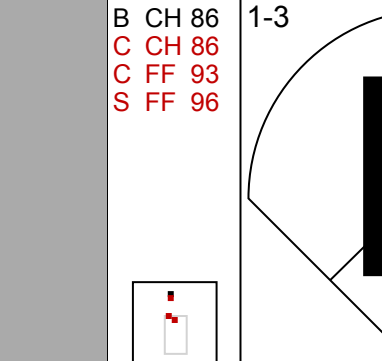
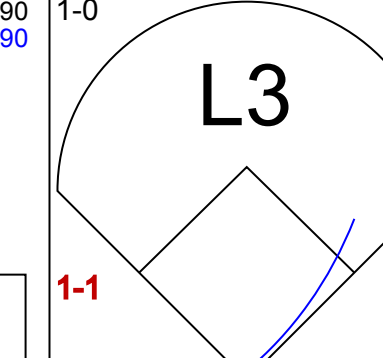
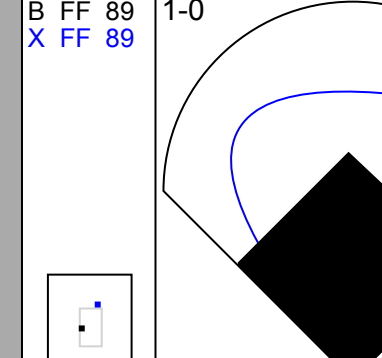
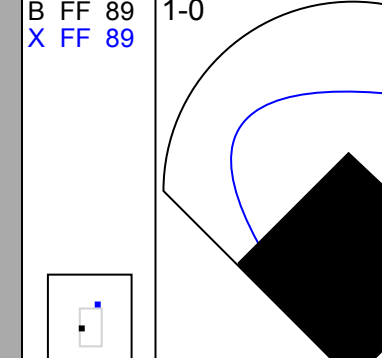
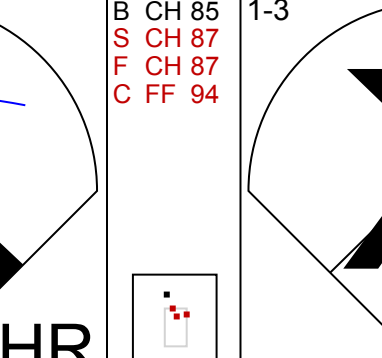
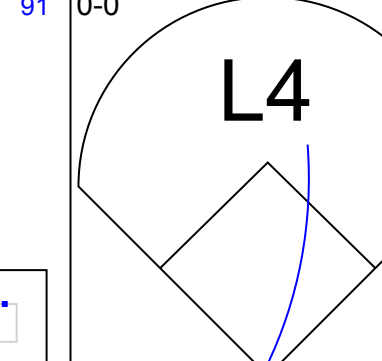

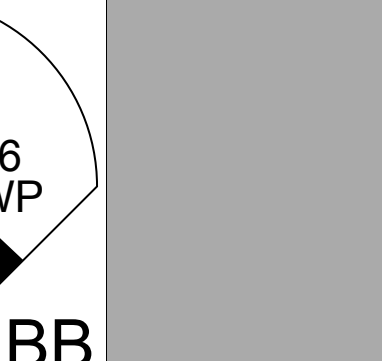
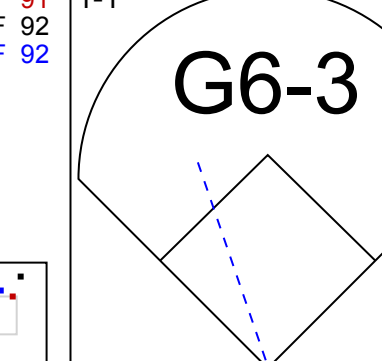
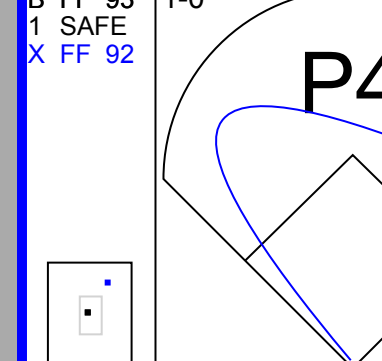
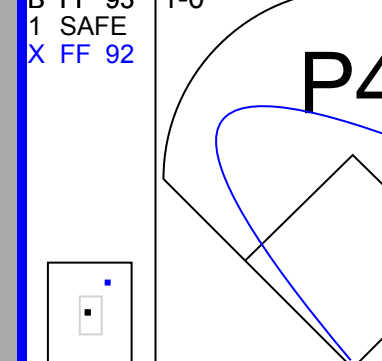
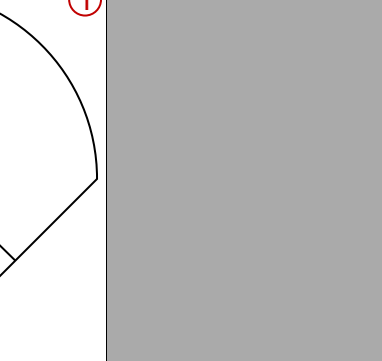
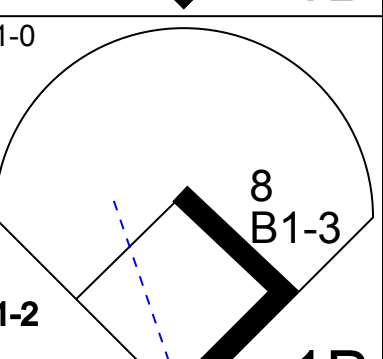
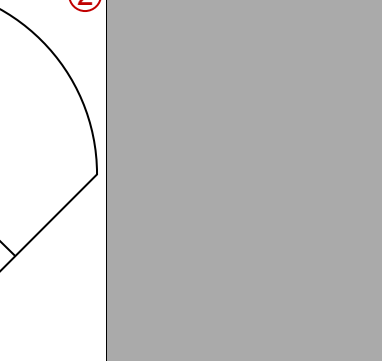
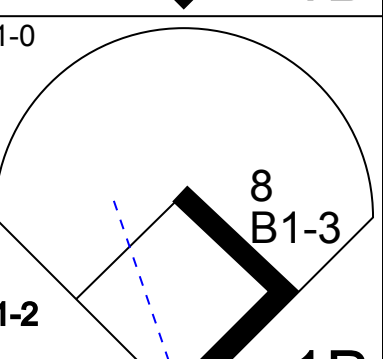


Batter	1	2	3	4	5	6	7	8	9	AB	R	H	RBI	BB	SO	LOB	BOTTOM				
3 Mike Aviles, R OBP: 0.313, SLG: 0.548										4	1	1	1	0	1	0					
15 Dustin Pedroia, R OBP: 0.357, SLG: 0.526										4	0	0	0	0	0	0					
28 Adrián González, L OBP: 0.357, SLG: 0.444										4	0	1	0	0	1	0					
20 Kevin Youkilis, R OBP: 0.265, SLG: 0.233										3	2	1	0	1	1	1					
34 David Ortiz, L OBP: 0.475, SLG: 0.694										4	2	3	1	0	0	1					
7 Cody Ross, R OBP: 0.343, SLG: 0.517										2	1	1	3	2	1	0					
54 Danell McDonald, R OBP: 0.304, SLG: 0.167										4	0	0	0	0	1	4					
10 Kelly Shoppach, R OBP: 0.500, SLG: 0.571										3	0	1	1	1	0	0					
16 Jason Repko, R OBP: 0.304, SLG: 0.167										3	0	0	0	0	1	3					
Inning Stats	R: 0 E: 0 K: 1 S: 6	H: 3 LOB: 0 BB: 0 P: 8	R: 3 E: 0 K: 0 S: 13	H: 3 LOB: 0 BB: 0 P: 21	R: 0 E: 0 K: 1 S: 10	H: 0 LOB: 0 BB: 0 P: 13	R: 1 E: 0 K: 2 S: 10	H: 2 LOB: 2 BB: 1 P: 20	R: 0 E: 0 K: 1 S: 8	H: 0 LOB: 0 BB: 0 P: 10	R: 1 E: 0 K: 0 S: 11	H: 1 LOB: 3 BB: 3 P: 26	R: 1 E: 0 K: 0 S: 13	H: 2 LOB: 1 BB: 0 P: 18	R: 0 E: 0 K: 1 S: 5	H: 0 LOB: 0 BB: 0 P: 6	1B: 3 2B: 3 3B: 0 HR: 2	SF: 0 SAC: 0 DP: 0 HBP: 0	WP: 0 PB: 0 SB: 0 CS: 0	PA: 35	
PITCHER	IP WLS BF H R ER SO BB IBB HBP BLK WP HR S P ERA WHIP	IP WLS BF H R ER SO BB IBB HBP BLK WP HR S P ERA WHIP	IP WLS BF H R ER SO BB IBB HBP BLK WP HR S P ERA WHIP	IP WLS BF H R ER SO BB IBB HBP BLK WP HR S P ERA WHIP	IP WLS BF H R ER SO BB IBB HBP BLK WP HR S P ERA WHIP	IP WLS BF H R ER SO BB IBB HBP BLK WP HR S P ERA WHIP	IP WLS BF H R ER SO BB IBB HBP BLK WP HR S P ERA WHIP	IP WLS BF H R ER SO BB IBB HBP BLK WP HR S P ERA WHIP	IP WLS BF H R ER SO BB IBB HBP BLK WP HR S P ERA WHIP	IP WLS BF H R ER SO BB IBB HBP BLK WP HR S P ERA WHIP	IP WLS BF H R ER SO BB IBB HBP BLK WP HR S P ERA WHIP	IP WLS BF H R ER SO BB IBB HBP BLK WP HR S P ERA WHIP	IP WLS BF H R ER SO BB IBB HBP BLK WP HR S P ERA WHIP	IP WLS BF H R ER SO BB IBB HBP BLK WP HR S P ERA WHIP	IP WLS BF H R ER SO BB IBB HBP BLK WP HR S P ERA WHIP	IP WLS BF H R ER SO BB IBB HBP BLK WP HR S P ERA WHIP	IP WLS BF H R ER SO BB IBB HBP BLK WP HR S P ERA WHIP	IP WLS BF H R ER SO BB IBB HBP BLK WP HR S P ERA WHIP	IP WLS BF H R ER SO BB IBB HBP BLK WP HR S P ERA WHIP	IP WLS BF H R ER SO BB IBB HBP BLK WP HR S P ERA WHIP	IP WLS BF H R ER SO BB IBB HBP BLK WP HR S P ERA WHIP

Tampa Bay Rays @ Boston Red Sox
Fenway Park, Boston, MA
Sun Apr 15 2012, 1:40 PM - 4:50 PM EDT
Att: 38,024 - Partly Cloudy - 72 F

AB	31
R	6
H	8
RBI	6
BB	4
SO	6
LOB	9

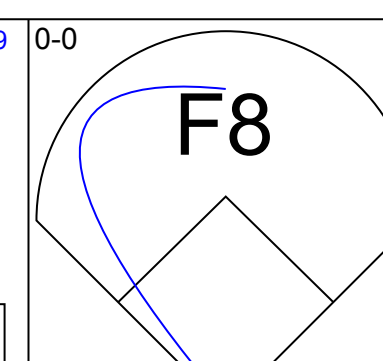
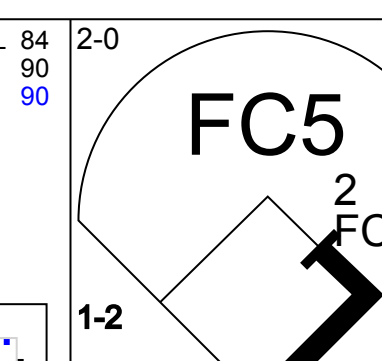
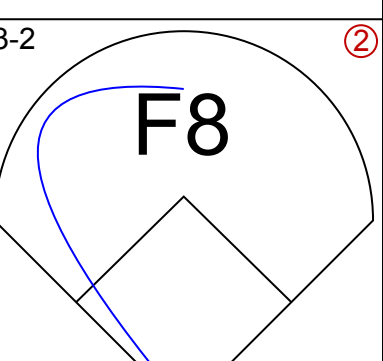
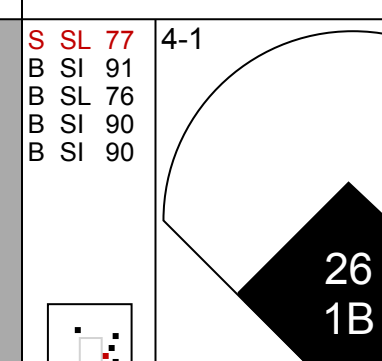
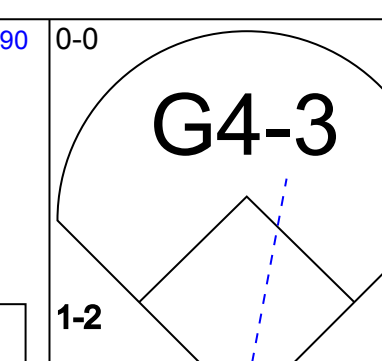
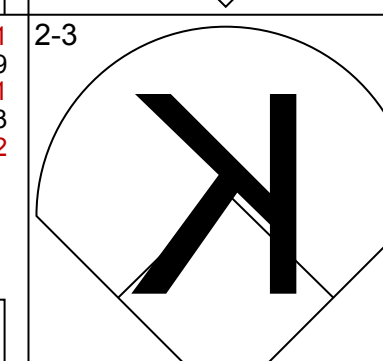
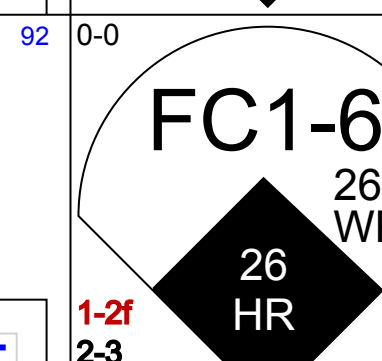
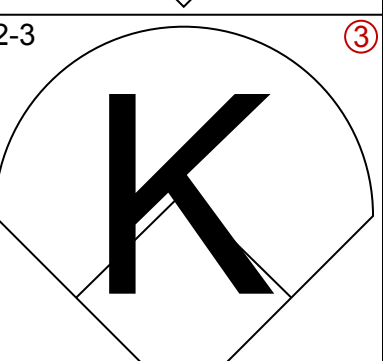
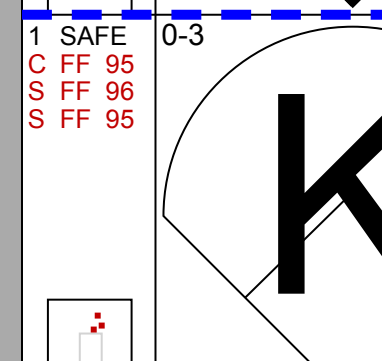
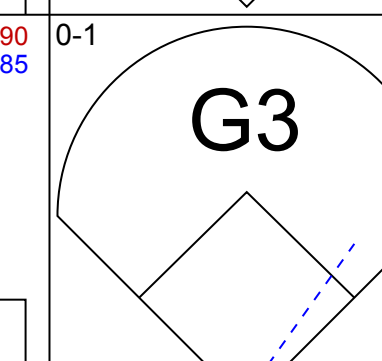
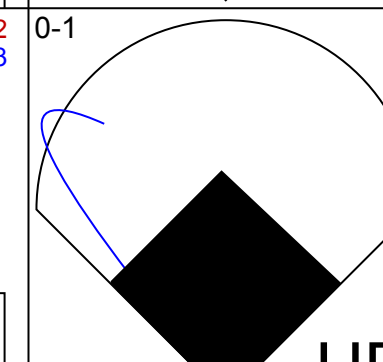
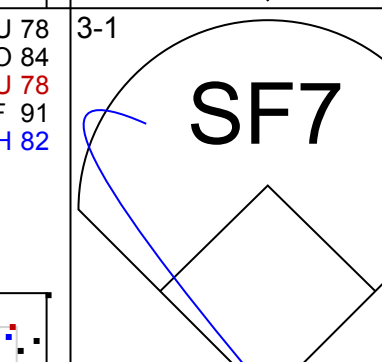

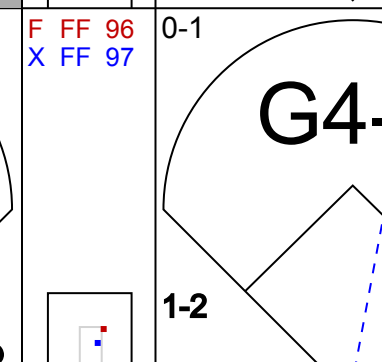

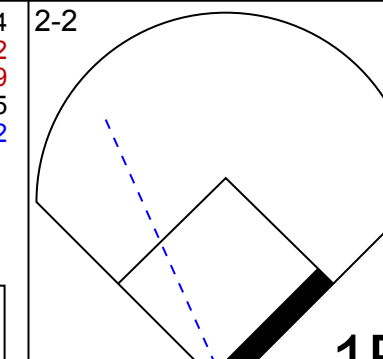
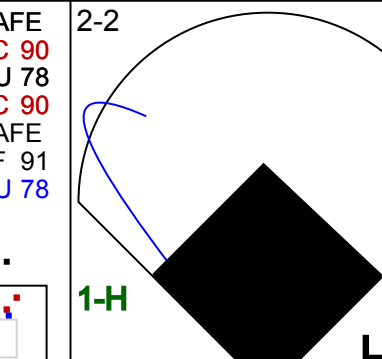

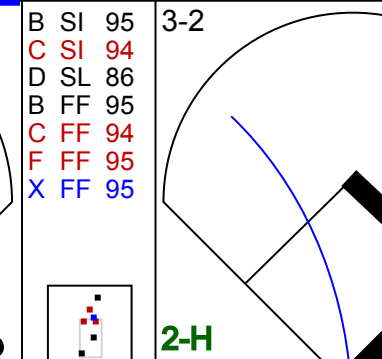

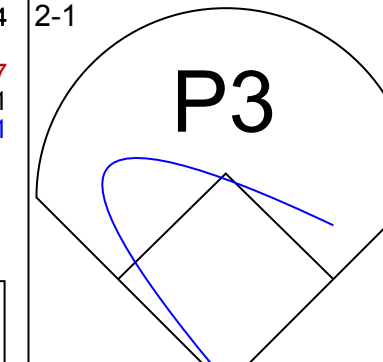
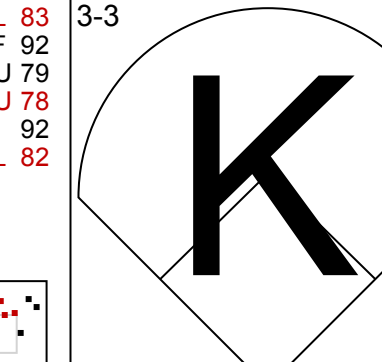

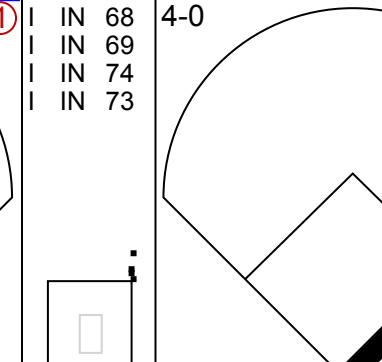
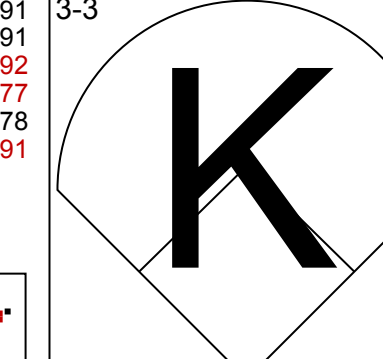
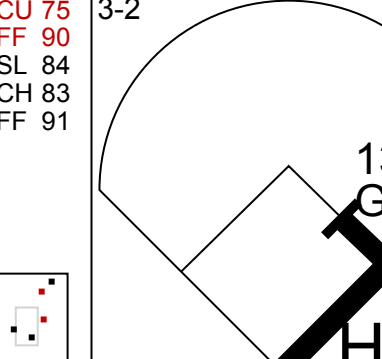

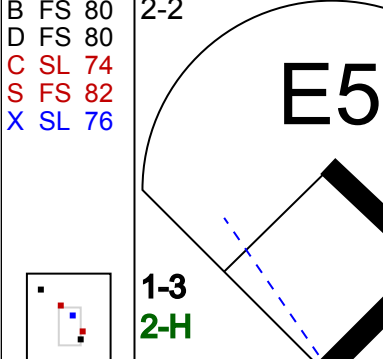



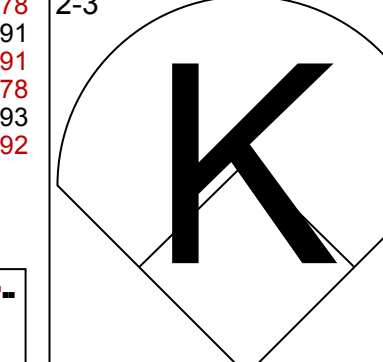
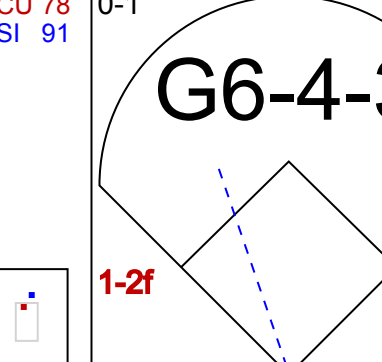

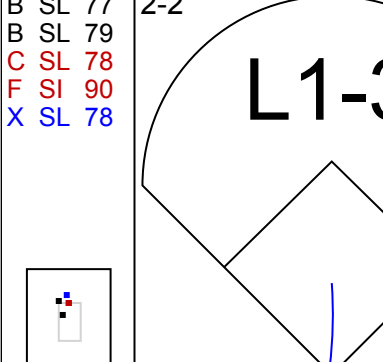
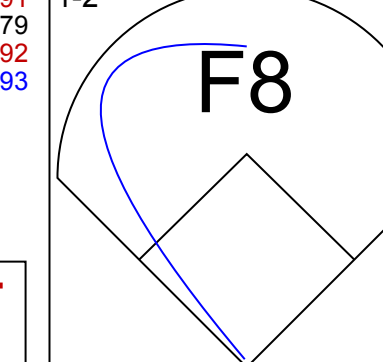
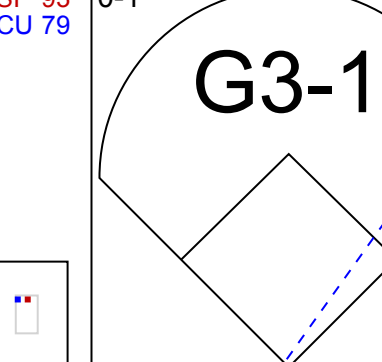

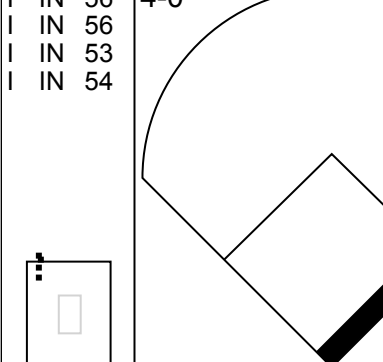
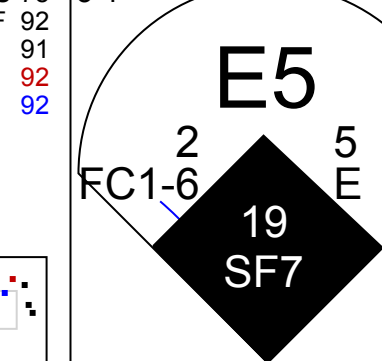
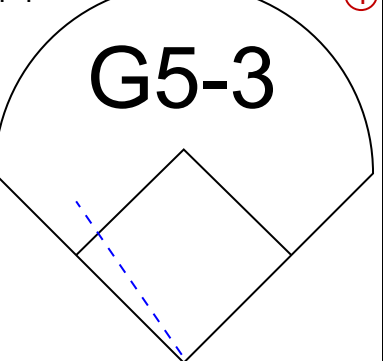
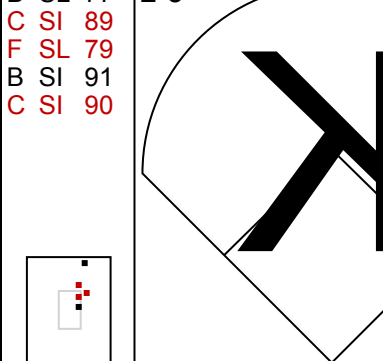
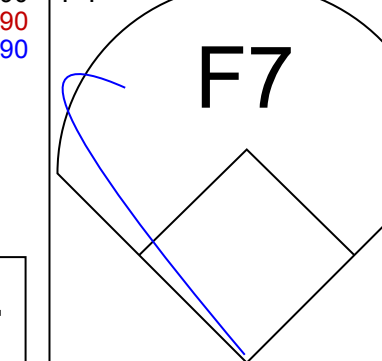


Batter	1	2	3	4	5	6	7	8	9	AB	R	H	RBI	BB	SO	LOB	TOP						
8 Desmond Jennings, R OBP: 0.306, SLG: 0.273										4	0	0	0	0	1	5							
23 Carlos Pena, L OBP: 0.490, SLG: 0.707										4	0	3	0	0	1	2							
3 Evan Longoria, R OBP: 0.396, SLG: 0.463										4	0	1	0	0	1	2							
30 Luke Scott, L OBP: 0.375, SLG: 0.682										3	0	0	0	1	1	2							
18 Ben Zobrist, S OBP: 0.370, SLG: 0.378										3	0	0	0	1	1	2							
20 Matt Joyce, L OBP: 0.350, SLG: 0.500										4	2	2	1	0	1	3							
1 Sean Rodriguez, R OBP: 0.313, SLG: 0.185										2	1	0	0	2	1	0							
15 Reid Brignac, L OBP: 0.188, SLG: 0.133										2	0	1	1	0	0	0							
26 Stephen Vogt, L (7,PH)										1	0	1	0	0	0	0							
7 Jeff Keppinger, R OBP: 0.270, SLG: 0.389										4	0	2	1	0	1	2							
16 Chris Gimenez, R OBP: 0.500, SLG: 0.625																							
Inning Stats	R: 0 E: 0 K: 1 S: 8	H: 1 LOB: 0 BB: 0 P: 13	R: 0 E: 0 K: 1 S: 4	H: 0 LOB: 0 BB: 1 P: 11	R: 0 E: 0 K: 0 S: 9	H: 1 LOB: 0 BB: 0 P: 13	R: 0 E: 0 K: 1 S: 7	H: 1 LOB: 0 BB: 0 P: 12	R: 2 E: 1 K: 1 S: 12	H: 3 LOB: 2 BB: 1 P: 25	R: 0 E: 0 K: 0 S: 8	H: 1 LOB: 0 BB: 0 P: 11	R: 1 E: 0 K: 1 S: 10	H: 1 LOB: 1 BB: 1 P: 17	R: 0 E: 0 K: 2 S: 13	H: 1 LOB: 2 BB: 1 P: 21	R: 0 E: 0 K: 1 S: 8	H: 1 LOB: 0 BB: 0 P: 10	1B: 8 2B: 2 HR: 1	SF: 0 SAC: 0 DP: 4 HBP: 0	WP: 2 PB: 0 SB: 0 CS: 0	PA: 36	
PITCHER	IP WLS BF H R ER SO BB IBB HBP BLK WP HR S P ERA WHIP	IP WLS BF H R ER SO BB IBB HBP BLK WP HR S P ERA WHIP	IP WLS BF H R ER SO BB IBB HBP BLK WP HR S P ERA WHIP	IP WLS BF H R ER SO BB IBB HBP BLK WP HR S P ERA WHIP	IP WLS BF H R ER SO BB IBB HBP BLK WP HR S P ERA WHIP	IP WLS BF H R ER SO BB IBB HBP BLK WP HR S P ERA WHIP	IP WLS BF H R ER SO BB IBB HBP BLK WP HR S P ERA WHIP	IP WLS BF H R ER SO BB IBB HBP BLK WP HR S P ERA WHIP	IP WLS BF H R ER SO BB IBB HBP BLK WP HR S P ERA WHIP	IP WLS BF H R ER SO BB IBB HBP BLK WP HR S P ERA WHIP	IP WLS BF H R ER SO BB IBB HBP BLK WP HR S P ERA WHIP	IP WLS BF H R ER SO BB IBB HBP BLK WP HR S P ERA WHIP	IP WLS BF H R ER SO BB IBB HBP BLK WP HR S P ERA WHIP	IP WLS BF H R ER SO BB IBB HBP BLK WP HR S P ERA WHIP	IP WLS BF H R ER SO BB IBB HBP BLK WP HR S P ERA WHIP	IP WLS BF H R ER SO BB IBB HBP BLK WP HR S P ERA WHIP	IP WLS BF H R ER SO BB IBB HBP BLK WP HR S P ERA WHIP	IP WLS BF H R ER SO BB IBB HBP BLK WP HR S P ERA WHIP	IP WLS BF H R ER SO BB IBB HBP BLK WP HR S P ERA WHIP	IP WLS BF H R ER SO BB IBB HBP BLK WP HR S P ERA WHIP	IP WLS BF H R ER SO BB IBB HBP BLK WP HR S P ERA WHIP	IP WLS BF H R ER SO BB IBB HBP BLK WP HR S P ERA WHIP	IP WLS BF H R ER SO BB IBB HBP BLK WP HR S P ERA WHIP

Tampa Bay Rays @ Toronto Blue Jays
Rogers Centre, Toronto, ON
Tue Apr 17 2012, 7:10 PM - 10:14 PM EDT
Att: 15,331 - Roof Closed - 68 F

AB 32
R 3
H 10
RBI 3
BB 4
SO 8
LOB 19



Batter	1	2	3	4	5	6	7	8	9	AB	R	H	RBI	BB	SO	LOB	BOTTOM						
5 Yuliel Escobar, R OBP: 0.250, SLG: 0.313										4	1	0	0	1	0	2							
2 Kelly Johnson, L OBP: 0.347, SLG: 0.476										5	1	0	0	0	3	4							
19 José Bautista, R OBP: 0.348, SLG: 0.417										2	2	1	2	1	0	1							
26 Adam Lind, L OBP: 0.382, SLG: 0.500										3	1	3	3	1	0	0							
10 Edwin Encarnación, R OBP: 0.318, SLG: 0.585										3	0	0	0	1	2	3							
14 Eric Thames, L OBP: 0.333, SLG: 0.308										2	0	1	0	0	1	0							
8 Ben Francisco, R OBP: 0.333, SLG: 0.375										1	0	0	0	1	2								
11 Rajai Davis, R OBP: 0.313, SLG: 0.385										0	0	0	0	0	0	0							
13 Brett Lawrie, R OBP: 0.341, SLG: 0.450										4	1	1	1	0	1	3							
28 Colby Rasmus, L OBP: 0.256, SLG: 0.343										3	0	1	0	1	0	0							
9 J.P. Arencibia, R OBP: 0.118, SLG: 0.156										4	1	0	0	0	1	4							
Inning Stats	R: 1 E: 0 K: 1 S: 11	H: 2 LOB: 1 BB: 0 P: 17	R: 0 E: 0 K: 2 S: 10	H: 0 LOB: 0 BB: 0 P: 16	R: 3 E: 2 K: 1 S: 13	H: 1 LOB: 0 BB: 0 P: 25	R: 0 E: 0 K: 0 S: 6	H: 0 LOB: 0 BB: 0 P: 9	R: 0 E: 0 K: 1 S: 8	H: 0 LOB: 0 BB: 0 P: 14	R: 1 E: 1 K: 2 S: 17	H: 1 LOB: 3 BB: 3 P: 38	R: 1 E: 0 K: 2 S: 13	H: 1 LOB: 2 BB: 2 P: 25	R: 1 E: 0 K: 0 S: 8	H: 2 LOB: 1 BB: 0 P: 13	R: 1 E: 0 K: 0 S: 8	H: 1 LOB: 1 BB: 0 P: 10	1B: 4 2B: 0 3B: 0 HR: 3	SF: 1 SAC: 0 DP: 1 HBP: 1	WP: 2 PB: 0 SB: 0 CS: 0	PA: 38	
PITCHER	IP WLS BF H R ER SO BB IBB HBP BLK WP HR S P ERA WHIP	IP WLS BF H R ER SO BB IBB HBP BLK WP HR S P ERA WHIP	IP WLS BF H R ER SO BB IBB HBP BLK WP HR S P ERA WHIP	IP WLS BF H R ER SO BB IBB HBP BLK WP HR S P ERA WHIP	IP WLS BF H R ER SO BB IBB HBP BLK WP HR S P ERA WHIP	IP WLS BF H R ER SO BB IBB HBP BLK WP HR S P ERA WHIP	IP WLS BF H R ER SO BB IBB HBP BLK WP HR S P ERA WHIP	IP WLS BF H R ER SO BB IBB HBP BLK WP HR S P ERA WHIP	IP WLS BF H R ER SO BB IBB HBP BLK WP HR S P ERA WHIP	IP WLS BF H R ER SO BB IBB HBP BLK WP HR S P ERA WHIP	IP WLS BF H R ER SO BB IBB HBP BLK WP HR S P ERA WHIP	IP WLS BF H R ER SO BB IBB HBP BLK WP HR S P ERA WHIP	IP WLS BF H R ER SO BB IBB HBP BLK WP HR S P ERA WHIP	IP WLS BF H R ER SO BB IBB HBP BLK WP HR S P ERA WHIP	IP WLS BF H R ER SO BB IBB HBP BLK WP HR S P ERA WHIP	IP WLS BF H R ER SO BB IBB HBP BLK WP HR S P ERA WHIP	IP WLS BF H R ER SO BB IBB HBP BLK WP HR S P ERA WHIP	IP WLS BF H R ER SO BB IBB HBP BLK WP HR S P ERA WHIP	IP WLS BF H R ER SO BB IBB HBP BLK WP HR S P ERA WHIP	IP WLS BF H R ER SO BB IBB HBP BLK WP HR S P ERA WHIP	IP WLS BF H R ER SO BB IBB HBP BLK WP HR S P ERA WHIP	IP WLS BF H R ER SO BB IBB HBP BLK WP HR S P ERA WHIP	IP WLS BF H R ER SO BB IBB HBP BLK WP HR S P ERA WHIP

Tampa Bay Rays @ Toronto Blue Jays
Rogers Centre, Toronto, ON
Tue Apr 17 2012, 7:10 PM - 10:14 PM EDT
Att: 15,331 - Roof Closed - 68 F

AB 31
R 7
H 7
RBI 6
BB 5
SO 9
LOB 19



Batter	1	2	3	4	5	6	7	8	9	AB	R	H	RBI	BB	SO	LOB	TOP				
8 Desmond Jennings, R OBP: 0.315, SLG: 0.271										4	2	1	0	1	0	2					
18 Ben Zobrist, S OBP: 0.373, SLG: 0.439										4	2	1	2	1	1	3					
23 Carlos Pena, L OBP: 0.463, SLG: 0.644										4	1	0	1	1	1	0					
3 Evan Longoria, R OBP: 0.396, SLG: 0.444										4	1	1	1	1	0	0					
30 Luke Scott, L OBP: 0.379, SLG: 0.741										5	1	2	4	0	2	1					
7 Jeff Keppinger, R OBP: 0.250, SLG: 0.359										3	0	0	0	0	0	1					
15 Reid Brignac, L OBP: 0.167, SLG: 0.118										2	0	0	0	0	1	0					
20 Matt Joyce, L OBP: 0.376, SLG: 0.634										5	3	3	1	0	1	0					
28 José Molina, R OBP: 0.296, SLG: 0.320										3	0	1	1	0	0	1					
1 Sean Rodríguez, R OBP: 0.333, SLG: 0.310										2	2	1	2	1	0	1					
Inning Stats	R: 2 H: 3 E: 0 K: 0 S: 14	L: 3 LOB: 1 BB: 0 P: 22	R: 1 H: 1 E: 0 K: 0 S: 8	L: 1 LOB: 0 BB: 0 P: 12	R: 0 H: 0 E: 0 K: 1 S: 5	L: 0 LOB: 0 BB: 0 P: 10	R: 1 H: 2 E: 0 K: 1 S: 11	L: 2 LOB: 3 BB: 2 P: 23	R: 0 H: 0 E: 0 K: 0 S: 5	L: 0 LOB: 0 BB: 1 P: 12	R: 2 H: 2 E: 0 K: 0 S: 14	L: 2 LOB: 0 BB: 0 P: 19	R: 0 H: 0 E: 0 K: 3 S: 9	L: 0 LOB: 0 BB: 0 P: 12	R: 6 H: 2 E: 1 K: 0 S: 17	L: 2 LOB: 0 BB: 2 P: 34	1B: 4 2B: 2 3B: 0 HR: 4	SF: 1 SAC: 0 DP: 1 HBP: 1	WP: 1 PB: 0 SB: 0 CS: 0	PA: 43	
PITCHER	IP WLS BF H R ER SO BB IBB HBP BLK WP HR S P ERA WHIP	IP WLS BF H R ER SO BB IBB HBP BLK WP HR S P ERA WHIP	IP WLS BF H R ER SO BB IBB HBP BLK WP HR S P ERA WHIP	IP WLS BF H R ER SO BB IBB HBP BLK WP HR S P ERA WHIP	IP WLS BF H R ER SO BB IBB HBP BLK WP HR S P ERA WHIP	IP WLS BF H R ER SO BB IBB HBP BLK WP HR S P ERA WHIP	IP WLS BF H R ER SO BB IBB HBP BLK WP HR S P ERA WHIP	IP WLS BF H R ER SO BB IBB HBP BLK WP HR S P ERA WHIP	IP WLS BF H R ER SO BB IBB HBP BLK WP HR S P ERA WHIP	IP WLS BF H R ER SO BB IBB HBP BLK WP HR S P ERA WHIP	IP WLS BF H R ER SO BB IBB HBP BLK WP HR S P ERA WHIP	IP WLS BF H R ER SO BB IBB HBP BLK WP HR S P ERA WHIP	IP WLS BF H R ER SO BB IBB HBP BLK WP HR S P ERA WHIP	IP WLS BF H R ER SO BB IBB HBP BLK WP HR S P ERA WHIP	IP WLS BF H R ER SO BB IBB HBP BLK WP HR S P ERA WHIP	IP WLS BF H R ER SO BB IBB HBP BLK WP HR S P ERA WHIP	IP WLS BF H R ER SO BB IBB HBP BLK WP HR S P ERA WHIP	IP WLS BF H R ER SO BB IBB HBP BLK WP HR S P ERA WHIP	IP WLS BF H R ER SO BB IBB HBP BLK WP HR S P ERA WHIP	IP WLS BF H R ER SO BB IBB HBP BLK WP HR S P ERA WHIP	IP WLS BF H R ER SO BB IBB HBP BLK WP HR S P ERA WHIP
23 Brandon Morrow, R ERA: 4.5	6.0	L	28	8	6	6	2	3	0	0	0	0	0	0	3	57	98	9.00	1.833		
47 Luis Pérez, L ERA:	2.0		6	0	0	0	4	0	0	0	0	0	0	0	14	20	0.00	0.000			
33 Carlos Villanueva, R ERA: 10.38	1.0		9	2	6	5	0	1	1	1	0	0	1	1	17	34	45.00	3.000			

Tampa Bay Rays @ Toronto Blue Jays
Rogers Centre, Toronto, ON
Wed Apr 18 2012, 7:11 PM - 10:20 PM EDT
Att: 15,828 - Roof Closed - 68 F

livebaseballscorecards.com

AB 36
R 12
H 10
RBI 12
BB 5
SO 6
LOB 9

Batter	1	2	3	4	5	6	7	8	9	AB	R	H	RBI	BB	SO	LOB	BOTTOM					
5 Yunel Escobar, R OBP: 0.298, SLG: 0.358										5	1	4	0	0	0	0						
2 Kelly Johnson, L OBP: 0.251, SLG: 0.426										5	0	0	0	0	1	4						
19 José Bautista, R OBP: 0.410, SLG: 0.410										3	0	1	1	2	1	2						
10 Edwin Encarnación, R OBP: 0.327, SLG: 0.565										5	0	2	0	0	1	3						
26 Adam Lind, L OBP: 0.342, SLG: 0.441										4	0	0	0	0	1	5						
13 Brett Lawrie, R OBP: 0.333, SLG: 0.432										4	0	1	0	0	1	2						
11 Rajai Davis, R OBP: 0.283, SLG: 0.313										3	0	0	0	0	1	0						
17 Omar Vizquel, S OBP: 0.250, SLG: 0.250										1	0	1	0	0	0	0						
9 J.P. Arencibia, R OBP: 0.118, SLG: 0.156										0	0	0	0	0	0	0						
28 Colby Rasmus, L OBP: 0.279, SLG: 0.359										4	0	2	0	0	1	2						
6 Jeff Mathis, R OBP: 0.500, SLG: 1.000										3	1	1	1	0	1	2						
14 Eric Thames, L OBP: 0.323, SLG: 0.296										1	0	0	0	0	1	2						
Inning Stats	R: 1 H: 3 E: 0 K: 2 S: 18	L: 3 LOB: 2 BB: 0 P: 22	R: 1 H: 1 E: 0 K: 0 S: 10	L: 1 LOB: 0 BB: 0 P: 14	R: 0 H: 0 E: 0 K: 0 S: 11	L: 0 LOB: 1 BB: 1 P: 22	R: 0 H: 1 E: 0 K: 0 S: 12	L: 1 LOB: 1 BB: 0 P: 18	R: 0 H: 2 E: 0 K: 0 S: 10	L: 2 LOB: 2 BB: 1 P: 17	R: 0 H: 1 E: 0 K: 2 S: 13	L: 1 LOB: 0 BB: 0 P: 17	R: 0 H: 1 E: 0 K: 1 S: 13	L: 1 LOB: 1 BB: 0 P: 17	R: 0 H: 2 E: 0 K: 2 S: 13	L: 2 LOB: 0 BB: 0 P: 19	R: 0 H: 1 E: 0 K: 2 S: 10	L: 1 LOB: 1 BB: 0 P: 13	1B: 11 2B: 0 3B: 0 HR: 1	SF: 0 SAC: 0 DP: 1 HBP: 0	WP: 0 PB: 0 SB: 0 CS: 0	PA: 40
PITCHER	IP WLS BF H R ER SO BB IBB HBP BLK WP HR S P ERA WHIP	IP WLS BF H R ER SO BB IBB HBP BLK WP HR S P ERA WHIP	IP WLS BF H R ER SO BB IBB HBP BLK WP HR S P ERA WHIP	IP WLS BF H R ER SO BB IBB HBP BLK WP HR S P ERA WHIP	IP WLS BF H R ER SO BB IBB HBP BLK WP HR S P ERA WHIP	IP WLS BF H R ER SO BB IBB HBP BLK WP HR S P ERA WHIP	IP WLS BF H R ER SO BB IBB HBP BLK WP HR S P ERA WHIP	IP WLS BF H R ER SO BB IBB HBP BLK WP HR S P ERA WHIP	IP WLS BF H R ER SO BB IBB HBP BLK WP HR S P ERA WHIP	IP WLS BF H R ER SO BB IBB HBP BLK WP HR S P ERA WHIP	IP WLS BF H R ER SO BB IBB HBP BLK WP HR S P ERA WHIP	IP WLS BF H R ER SO BB IBB HBP BLK WP HR S P ERA WHIP	IP WLS BF H R ER SO BB IBB HBP BLK WP HR S P ERA WHIP	IP WLS BF H R ER SO BB IBB HBP BLK WP HR S P ERA WHIP	IP WLS BF H R ER SO BB IBB HBP BLK WP HR S P ERA WHIP	IP WLS BF H R ER SO BB IBB HBP BLK WP HR S P ERA WHIP	IP WLS BF H R ER SO BB IBB HBP BLK WP HR S P ERA WHIP	IP WLS BF H R ER SO BB IBB HBP BLK WP HR S P ERA WHIP	IP WLS BF H R ER SO BB IBB HBP BLK WP HR S P ERA WHIP	IP WLS BF H R ER SO BB IBB HBP BLK WP HR S P ERA WHIP	IP WLS BF H R ER SO BB IBB HBP BLK WP HR S P ERA WHIP	
14 David Price, L ERA: 4.2	5.2	W	26	8	2	2	3	2	0	0	0	0	0	0	0	0	0	3.18	1.765			
40 Wade Davis, R ERA: 2.84	1.2		8	3	0	0	2	0	0	0	0	0	0	0	23	32	0.00	1.800				
62 Joel Peralta, R ERA: 21.0	0.2	H	2	0	0	0	2	0	0	0	0	0	0	6	8	0.00	0.000					
39 J.P. Howell, L ERA: 5.4	1.0		4	1	0	0	2	0	0	0	0	0	0	10	13	0.00	1.000					

Tampa Bay Rays @ Toronto Blue Jays
Rogers Centre, Toronto, ON
Wed Apr 18 2012, 7:11 PM - 10:20 PM EDT
Att: 15,828 - Roof Closed - 68 F


livebaseballscorecards.com

AB 38
R 2
H 12
RBI 2
BB 2
SO 9
LOB 22

Batter	1	2	3	4	5	6	7	8	9	AB	R	H	RBI	BB	SO	LOB	TOP			
2 Denard Span, L (1, 8) OBP: 0.368, SLG: 0.422	G6-3		BB			1B	F8			3	1	1	0	1	0	0	Minnesota Twins @ Tampa Bay Rays Tropicana Field, St. Petersburg, FL Sun Apr 22 2012, 1:41 PM - 4:34 PM EDT Att: 26,507 - Dome - 72 F			
8 Jamey Carroll, R (1, 6) OBP: 0.343, SLG: 0.295	P4		G4-3			1B				4	1	2	0	0	0	1				
7 Joe Mauer, L (1, 2) OBP: 0.386, SLG: 0.393	G4-3					P5				4	0	0	0	0	1	3				
16 Josh Willingham, R (1, 7) OBP: 0.435, SLG: 0.655		BB				HBP				2	0	0	0	1	0	2				
33 Justin Morneau, L (1, 10) OBP: 0.339, SLG: 0.538	G3-4-3		L3			K				4	0	0	0	0	1	6				
27 Chris Parmelee, L (1, 3) OBP: 0.310, SLG: 0.425	K					G4-3				2	0	0	0	0	1	1				
18 Ryan Doumit, S (6, PH) OBP: 0.234, SLG: 0.289	K					1B				2	0	1	2	0	0	0				
22 Danny Valencia, R (1, 5) OBP: 0.228, SLG: 0.291	K					G5-3				4	0	0	0	0	2	3				
36 Clete Thomas, L (1, 9) OBP: 0.227, SLG: 0.381			K			1B				4	0	1	0	0	3	0				
12 Alexi Casilla, S (1, 4) OBP: 0.244, SLG: 0.273	K					K				3	0	0	0	0	2	1				
Inning Stats	R: 0 E: 0 K: 0 S: 6	H: 0 LOB: 0 BB: 0 P: 9	R: 0 E: 0 K: 2 S: 10	H: 0 LOB: 1 BB: 1 P: 18	R: 0 E: 0 K: 2 S: 10	H: 0 LOB: 1 BB: 1 P: 19	R: 0 E: 1 K: 0 S: 8	H: 1 LOB: 0 BB: 0 P: 12	R: 0 E: 0 K: 1 S: 9	H: 1 LOB: 0 BB: 0 P: 14	R: 2 E: 0 K: 1 S: 12	H: 3 LOB: 2 BB: 0 P: 20	R: 0 E: 0 K: 1 S: 6	H: 0 LOB: 0 BB: 0 P: 10	R: 0 E: 0 K: 1 S: 10	H: 1 LOB: 1 BB: 0 P: 14	1B: 5 2B: 1 3B: 0 HR: 0	SF: 0 SAC: 0 DP: 1 HBP: 1	WP: 0 PB: 0 SB: 1 CS: 0	PA: 35
PITCHER	IP WLS BF H R ER SO BB IBB HBP BLK WP HR S P ERA WHIP																			
34 Jeff Niemann, R (1, 1) ERA: 4.11	5.1 W 22 3 2 2 5 2 0 1 0 0 0 0 47 80 3.38 0.938																			
57 Jake McGee, L (6, 1) ERA: 6.0	0.1 H 1 0 0 0 1 0 0 0 0 0 0 4 6 0.00 0.000																			
40 Wade Davis, R (6, 1) ERA: 2.35	1.1 H 5 1 0 0 1 0 0 0 0 0 0 10 16 0.00 0.750																			
62 Joel Peralta, R (8, 1) ERA: 11.12	1.0 H 4 1 0 0 1 0 0 0 0 0 0 10 14 0.00 1.000																			
56 Fernando Rodney, R (9, 1) ERA: 1.23	1.0 3 0 0 0 2 0 0 0 0 0 0 9 13 0.00 0.000																			

Batter	1	2	3	4	5	6	7	8	9	AB	R	H	RBI	BB	SO	LOB	BOTTOM			
8 Desmond Jennings, R (1, 7) OBP: 0.319, SLG: 0.385	F8		SF8			HR				3	1	1	3	0	1	0	Minnesota Twins @ Tampa Bay Rays Tropicana Field, St. Petersburg, FL Sun Apr 22 2012, 1:41 PM - 4:34 PM EDT Att: 26,507 - Dome - 72 F			
18 Ben Zobrist, S (1, 9) OBP: 0.353, SLG: 0.358	K		SF7			K				3	0	0	1	0	2	0				
23 Carlos Pena, L (1, 3) OBP: 0.451, SLG: 0.536	F9		K			BB				2	1	0	0	2	1	1				
3 Evan Longoria, R (1, 5) OBP: 0.443, SLG: 0.593		BB				2B				3	1	2	0	1	1	1				
7 Jeff Keppinger, R (1, 10) OBP: 0.213, SLG: 0.304	F7		F9			G4-3				4	0	0	0	0	0	4				
2 B.J. Upton, R (1, 8) OBP: 0.273, SLG: 0.250	G6-4-3		SF7			G6-3				2	0	0	2	0	0	1				
1 Sean Rodriguez, R (1, 6) OBP: 0.320, SLG: 0.286			G6-3			1B				3	1	1	0	1	1	1				
16 Chris Gimenez, R (1, 2) OBP: 0.429, SLG: 0.462			BB			K				2	1	1	0	1	1	1				
9 Eliot Johnson, S (1, 4) OBP: 0.333, SLG: 0.091			HBP			FC1-6				2	1	0	0	0	1	1				
Inning Stats	R: 0 E: 0 K: 1 S: 8	H: 0 LOB: 0 BB: 0 P: 15	R: 0 E: 0 K: 0 S: 6	H: 0 LOB: 0 BB: 1 P: 10	R: 2 E: 0 K: 1 S: 11	H: 1 LOB: 1 BB: 2 P: 27	R: 1 E: 0 K: 0 S: 9	H: 1 LOB: 0 BB: 0 P: 13	R: 2 E: 0 K: 2 S: 13	H: 2 LOB: 1 BB: 1 P: 21	R: 0 E: 0 K: 1 S: 10	H: 1 LOB: 1 BB: 0 P: 12	R: 0 E: 0 K: 2 S: 9	H: 0 LOB: 0 BB: 0 P: 15	R: 1 E: 0 K: 1 S: 10	H: 1 LOB: 1 BB: 1 P: 20		1B: 3 2B: 1 3B: 0 HR: 1	SF: 4 SAC: 0 DP: 1 HBP: 1	WP: 0 PB: 1 SB: 2 CS: 0
PITCHER	IP WLS BF H R ER SO BB IBB HBP BLK WP HR S P ERA WHIP																			
47 Francisco Liriano, L (1, 1) ERA: 11.02	5.0 L 22 3 5 5 4 4 0 1 0 0 0 0 47 86 9.00 1.400																			
51 Anthony Swarzak, R (6, 1) ERA: 5.54	2.0 7 1 0 0 3 0 0 0 0 0 0 19 27 0.00 0.500																			
15 Glen Perkins, L (8, 1) ERA: 6.53	1.0 5 1 1 1 1 1 0 0 0 0 0 10 20 9.00 2.000																			

livebaseballscores.com



Batter	1	2	3	4	5	6	7	8	9	AB	R	H	RBI	BB	SO	LOB	TOP			
2 Erick Aybar, S OBP: 0.299, SLG: 0.317	G5-3			BB		B5-3			1B	3	0	1	0	1	0	0	Los Angeles Angels @ Tampa Bay Rays Tropicana Field, St. Petersburg, FL Tue Apr 24 2012, 7:11 PM - 9:36 PM EDT Att: 14,933 - Dome - 72 F livebaseballscorecards.com			
47 Howie Kendrick, R OBP: 0.294, SLG: 0.462	K			FC1-6		K			K	4	0	0	0	0	3	2				
5 Albert Pujols, R OBP: 0.284, SLG: 0.333	F9			L6					F7	4	0	0	0	0	0	2				
48 Torii Hunter, R OBP: 0.353, SLG: 0.344	F7			G6-3					1B	4	0	2	0	0	0	1				
44 Mark Trumbo, R OBP: 0.395, SLG: 0.529	G6-3			1B					K	4	0	1	0	0	1	3				
10 Vernon Wells, R OBP: 0.234, SLG: 0.429	L1			G5-4-3					F7	3	0	0	0	0	0	2				
13 Maicer Izturis, S OBP: 0.424, SLG: 0.357	G6-3			1B					F8	3	0	1	0	0	0	0				
17 Chris Iannetta, R OBP: 0.327, SLG: 0.477	F9			K					L3	3	0	0	0	0	1	1				
25 Peter Bourjos, R OBP: 0.222, SLG: 0.279	G6-3			K					F8	3	0	0	0	0	1	0				
Inning Stats	R: 0 H: 0 E: 0 K: 1 S: 7	H: 0 LOB: 0 BB: 0 P: 7	R: 0 H: 0 E: 0 K: 0 S: 8	H: 0 LOB: 0 BB: 0 P: 11	R: 0 H: 0 E: 0 K: 0 S: 7	H: 0 LOB: 1 BB: 1 P: 11	R: 0 H: 0 E: 0 K: 1 S: 9	H: 2 LOB: 1 BB: 0 P: 14	R: 0 H: 0 E: 0 K: 2 S: 10	H: 0 LOB: 0 BB: 0 P: 14	R: 0 H: 1 E: 0 K: 1 S: 12	H: 0 LOB: 0 BB: 0 P: 18	R: 0 H: 0 E: 0 K: 0 S: 10	H: 0 LOB: 0 BB: 0 P: 13	R: 0 H: 2 E: 0 K: 1 S: 10	H: 2 LOB: 2 BB: 0 P: 15	1B: 5 2B: 0 3B: 0 HR: 0	SF: 0 SAC: 0 DP: 1 HBP: 0	WP: 0 PB: 0 SB: 1 CS: 0	PA: 32
PITCHER 14 David Price, L ERA: 2.63	IP: 9.0 WLS: W BF: 32 H: 5 R: 0 ER: 0 SO: 6 BB: 1 IBB: 0 HBP: 0 BLK: 0 WP: 0 HR: 0 S: 80 P: 119 ERA: 0.00 WHIP: 0.667																			

Batter	1	2	3	4	5	6	7	8	9	AB	R	H	RBI	BB	SO	LOB	BOTTOM			
8 Desmond Jennings, R OBP: 0.316, SLG: 0.420	HR					FC5-4			K	4	1	1	1	0	1	1	Los Angeles Angels @ Tampa Bay Rays Tropicana Field, St. Petersburg, FL Tue Apr 24 2012, 7:11 PM - 9:36 PM EDT Att: 14,933 - Dome - 72 F livebaseballscorecards.com			
18 Ben Zobrist, S OBP: 0.333, SLG: 0.333	K				F8				K	4	0	0	0	0	2	1				
23 Carlos Pena, L OBP: 0.440, SLG: 0.567	F9				K				HR	4	1	1	1	0	2	0				
3 Evan Longoria, R OBP: 0.446, SLG: 0.581	BB				G6-3				G6-3	3	1	1	0	1	0	0				
30 Luke Scott, L OBP: 0.326, SLG: 0.659	P6				HR				G1-3	4	1	2	1	0	0	1				
20 Matt Joyce, L OBP: 0.377, SLG: 0.600	G4-3				K				F7	3	0	1	0	0	1	2				
2 B.J. Upton, R OBP: 0.286, SLG: 0.600	G4-3				HR				SF7	2	1	1	2	0	0	1				
28 José Molina, R OBP: 0.316, SLG: 0.324	P3				K				K	3	0	1	0	0	1	1				
1 Sean Rodriguez, R OBP: 0.302, SLG: 0.267	K				FC6-4				K	3	0	0	0	0	2	1				
Inning Stats	R: 1 H: 1 E: 0 K: 1 S: 12	H: 1 LOB: 1 BB: 1 P: 22	R: 0 H: 0 E: 0 K: 0 S: 5	H: 1 LOB: 0 BB: 0 P: 8	R: 0 H: 0 E: 0 K: 1 S: 9	H: 0 LOB: 0 BB: 0 P: 16	R: 1 H: 1 E: 0 K: 2 S: 12	H: 1 LOB: 0 BB: 0 P: 20	R: 1 H: 2 E: 0 K: 0 S: 14	H: 2 LOB: 1 BB: 0 P: 17	R: 2 H: 3 E: 0 K: 1 S: 15	H: 0 LOB: 0 BB: 0 P: 25	R: 0 H: 0 E: 0 K: 3 S: 9	H: 0 LOB: 0 BB: 0 P: 14	R: 0 H: 0 E: 0 K: 1 S: 9	H: 0 LOB: 0 BB: 0 P: 13	1B: 4 2B: 0 3B: 0 HR: 4	SF: 1 SAC: 0 DP: 1 HBP: 0	WP: 1 PB: 0 SB: 1 CS: 0	PA: 32
PITCHER 54 Ervin Santana, R ERA: 7.23 52 David Carpenter, R ERA: 2.84 21 Hisanori Takahashi, L ERA: 7.5	IP: 5.0 WLS: L BF: 23 H: 8 R: 5 ER: 5 SO: 4 BB: 1 IBB: 0 HBP: 0 BLK: 0 WP: 1 HR: 0 S: 14 P: 21 ERA: 9.00 WHIP: 1.800																			

Batter	1	2	3	4	5	6	7	8	9	AB	R	H	RBI	BB	SO	LOB	TOP			
53 Bobby Abreu, L (1, 7) OBP: 0.259, SLG: 0.333										4	0	1	0	0	1	4	Los Angeles Angels @ Tampa Bay Rays Tropicana Field, St. Petersburg, FL Wed Apr 25 2012, 7:14 PM - 10:21 PM EDT Att: 14,638 - Dome - 72 F livebaseballscorecards.com			
47 Howie Kendrick, R (1, 4) OBP: 0.292, SLG: 0.449										4	0	1	0	0	1	1				
5 Albert Pujols, R (1, 3) OBP: 0.282, SLG: 0.319										3	0	0	0	1	2	2				
8 Kendrys Morales, S (1, 10) OBP: 0.291, SLG: 0.389										3	0	0	0	1	1	3				
48 Tori Hunter, R (1, 9) OBP: 0.361, SLG: 0.354										4	1	2	0	0	0	1				
10 Vernon Wells, R (1, 8) OBP: 0.250, SLG: 0.478										4	1	2	1	0	1	1				
13 Maicer Izturis, S (1, 5) OBP: 0.405, SLG: 0.375										4	0	1	0	0	0	3				
2 Erick Aybar, S (1, 6) OBP: 0.286, SLG: 0.303										3	0	0	0	0	0	1				
17 Chris Iannetta, R (1, 2) OBP: 0.327, SLG: 0.457										2	0	0	0	1	1	4				
6 Alberto Callaspo, S (9, PH) OBP: 0.243, SLG: 0.290										1	0	0	0	0	0	1				
Inning Stats	R: 0 H: 1 E: 0 K: 1 S: 13	H: 1 LOB: 1 BB: 0 P: 19	R: 0 H: 2 E: 1 K: 1 S: 16	H: 2 LOB: 3 BB: 0 P: 24	R: 0 H: 1 E: 0 K: 1 S: 7	H: 1 LOB: 0 BB: 0 P: 12	R: 1 H: 1 E: 0 K: 0 S: 9	H: 1 LOB: 0 BB: 1 P: 15	R: 0 H: 0 E: 0 K: 1 S: 8	H: 0 LOB: 0 BB: 1 P: 13	R: 0 H: 1 E: 0 K: 1 S: 10	H: 1 LOB: 1 BB: 0 P: 15	R: 0 H: 0 E: 0 K: 1 S: 8	H: 0 LOB: 1 BB: 1 P: 18	R: 1 H: 1 E: 1 K: 0 S: 13	H: 1 LOB: 1 BB: 0 P: 18	1B: 4 2B: 3 3B: 0 HR: 1	SF: 0 SAC: 0 DP: 2 HBP: 0	WP: 0 PB: 0 SB: 0 CS: 2	PA: 36
PITCHER	IP	WLS	BF	H	R	ER	SO	BB	IBB	HBP	BLK	WP	HR	S	P	ERA	WHIP			
58 Jeremy Hellickson, R (1, 1) ERA: 2.94	6.0	W	23	5	1	1	5	2	0	0	0	0	1	62	100	1.50	1.167			
40 Wade Davis, R (7, 1) ERA: 2.08	1.0	H	4	1	0	0	1	0	0	0	0	0	0	10	15	0.00	1.000			
62 Joel Peralta, R (8, 1) ERA: 9.45	1.0	H	4	0	0	0	1	1	0	0	0	0	0	8	18	0.00	1.000			
56 Fernando Rodney, R (9, 1) ERA: 1.08	1.0	S	5	1	1	0	0	0	0	0	0	0	0	13	18	0.00	1.000			

Batter	1	2	3	4	5	6	7	8	9	AB	R	H	RBI	BB	SO	LOB	BOTTOM			
8 Desmond Jennings, R (1, 7) OBP: 0.321, SLG: 0.411										4	0	1	0	1	1	4	Los Angeles Angels @ Tampa Bay Rays Tropicana Field, St. Petersburg, FL Wed Apr 25 2012, 7:14 PM - 10:21 PM EDT Att: 14,638 - Dome - 72 F livebaseballscorecards.com			
18 Ben Zobrist, S (1, 9) OBP: 0.329, SLG: 0.377										4	1	1	1	0	0	2				
23 Carlos Pena, L (1, 3) OBP: 0.449, SLG: 0.547										4	1	1	0	0	3	3				
3 Evan Longoria, R (1, 5) OBP: 0.449, SLG: 0.563									2	1	0	0	2	1	1					
7 Jeff Keppinger, R (1, 4) OBP: 0.220, SLG: 0.327									3	0	1	1	0	0	2					
9 Elliot Johnson, S (7, 4) OBP: 0.333, SLG: 0.091									0	0	0	0	0	0	0					
2 B.J. Upton, R (1, 8) OBP: 0.222, SLG: 0.429										4	0	0	0	0	3	2				
30 Luke Scott, L (1, 10) OBP: 0.340, SLG: 0.638									3	0	1	0	1	1	0					
1 Sean Rodriguez, R (1, 6) OBP: 0.304, SLG: 0.271									3	0	1	0	0	0	1					
20 Matt Joyce, L (8, PH) OBP: 0.387, SLG: 0.600									0	0	0	0	1	0	0					
16 Chris Gimenez, R (1, 2) OBP: 0.353, SLG: 0.375									3	0	0	0	0	3	2					
19 Brandon Allen, L (8, PH) OBP: 0.316, SLG: 0.324									0	0	0	1	1	0	0					
28 José Molina, R (9, 2) OBP: 0.316, SLG: 0.324									0	0	0	0	0	0	0					
Inning Stats	R: 0 H: 0 E: 0 K: 1 S: 8	H: 0 LOB: 2 BB: 2 P: 17	R: 0 H: 1 E: 0 K: 2 S: 10	H: 1 LOB: 1 BB: 0 P: 15	R: 2 H: 3 E: 0 K: 3 S: 19	H: 3 LOB: 1 BB: 0 P: 31	R: 0 H: 1 E: 0 K: 1 S: 12	H: 1 LOB: 1 BB: 0 P: 19	R: 0 H: 0 E: 0 K: 1 S: 6	H: 0 LOB: 0 BB: 0 P: 9	R: 0 H: 1 E: 1 K: 2 S: 9	H: 1 LOB: 2 BB: 0 P: 12	R: 0 H: 0 E: 0 K: 1 S: 8	H: 0 LOB: 0 BB: 1 P: 12	R: 0 H: 1 E: 1 K: 2 S: 10	H: 1 LOB: 3 BB: 4 P: 27	1B: 4 2B: 1 3B: 0 HR: 1	SF: 0 SAC: 1 DP: 0 HBP: 0	WP: 0 PB: 0 SB: 3 CS: 0	PA: 37
PITCHER	IP	WLS	BF	H	R	ER	SO	BB	IBB	HBP	BLK	WP	HR	S	P	ERA	WHIP			
33 C.J. Wilson, L (1, 1) ERA: 2.42	7.0	L	30	6	2	2	10	1	1	0	0	0	0	10	27	2.57	1.000			
55 Jason Istringhausen, R (8, 1) ERA: 2.35	1.0		7	0	1	1	1	3	1	0	0	0	0	10	27	9.00	3.000			

Batter	1	2	3	4	5	6	7	8	9	AB	R	H	RBI	BB	SO	LOB	TOP											
2 Erick Aybar, S OBP: 0.270, SLG: 0.286										4	0	0	0	0	0	2	Los Angeles Angels @ Tampa Bay Rays Tropicana Field, St. Petersburg, FL Thu Apr 26 2012, 1:13 PM - 4:00 PM EDT Att: 15,417 - Dome - 72 F											
47 Howie Kendrick, R OBP: 0.280, SLG: 0.438										4	0	1	0	0	2	0												
5 Albert Pujols, R OBP: 0.280, SLG: 0.316										4	0	1	0	0	0	1												
48 Torii Hunter, R OBP: 0.355, SLG: 0.348										4	1	1	0	0	1	1												
44 Mark Trumbo, R OBP: 0.405, SLG: 0.632 37 Scott Downs, L										4	2	2	2	0	2	1												
51 Jordan Walden, R										0	0	0	0	0	0	0												
10 Vernon Wells, R OBP: 0.264, SLG: 0.471										3	0	1	1	1	1	0												
6 Alberto Callaspo, S OBP: 0.244, SLG: 0.295										4	0	1	0	0	1	2												
46 Bobby Wilson, R OBP: 0.429, SLG: 0.273										4	0	0	0	0	3	1												
25 Peter Bourjos, R OBP: 0.229, SLG: 0.267										2	0	0	0	1	0	0												
Inning Stats	R: 0 E: 0 K: 1 S: 9	H: 0 LOB: 0 BB: 0 P: 12	R: 0 E: 0 K: 2 S: 12	H: 0 LOB: 1 BB: 1 P: 17	R: 0 E: 0 K: 1 S: 8	H: 0 LOB: 0 BB: 0 P: 11	R: 0 E: 0 K: 0 S: 9	H: 1 LOB: 0 BB: 0 P: 11	R: 1 E: 0 K: 1 S: 21	H: 2 LOB: 2 BB: 1 P: 32	R: 2 E: 1 K: 2 S: 20	H: 4 LOB: 1 BB: 0 P: 27	R: 0 E: 0 K: 0 S: 8	H: 0 LOB: 0 BB: 0 P: 11	R: 0 E: 0 K: 1 S: 10	H: 1 LOB: 1 BB: 0 P: 13	R: 0 E: 0 K: 2 S: 9	H: 0 LOB: 0 BB: 0 P: 12	1B: 5 2B: 1 3B: 0 HR: 1	SF: 0 SAC: 0 DP: 0 HBP: 0	WP: 1 PB: 0 SB: 0 CS: 0	PA: 35						
PITCHER	IP	WLS	BF	H	R	ER	SO	BB	IBB	HBP	BLK	WP	HR	S	P	ERA	WHIP											
55 Matt Moore, L ERA: 4.68	5.2		23	5	3	2	6	2	0	0	0	0	1	1	72	100	3.18	1.235										
31 Burke Badenhop, R ERA: 4.0	2.0		8	2	0	0	1	0	0	0	0	0	0	21	28	0.00	1.000											
62 Joel Peralta, R ERA: 9.0	0.1		1	0	0	0	1	0	0	0	0	0	0	4	6	0.00	0.000											
47 Brandon Gomes, R ERA: 13.5	1.0	W	3	0	0	0	2	0	0	0	0	0	0	9	12	0.00	0.000											

Batter	1	2	3	4	5	6	7	8	9	AB	R	H	RBI	BB	SO	LOB	BOTTOM										
8 Desmond Jennings, R OBP: 0.329, SLG: 0.408										3	1	1	0	1	1	0	Los Angeles Angels @ Tampa Bay Rays Tropicana Field, St. Petersburg, FL Thu Apr 26 2012, 1:13 PM - 4:00 PM EDT Att: 15,417 - Dome - 72 F										
18 Ben Zobrist, S OBP: 0.338, SLG: 0.391										3	0	1	1	1	0	2											
23 Carlos Pena, L OBP: 0.422, SLG: 0.522										3	0	0	0	1	1	2											
3 Evan Longoria, R OBP: 0.427, SLG: 0.529										4	0	0	0	0	2	1											
30 Luke Scott, L OBP: 0.333, SLG: 0.600										3	1	0	0	1	0	1											
20 Matt Joyce, L OBP: 0.294, SLG: 0.644										4	0	2	1	0	1	0											
2 B.J. Upton, R OBP: 0.273, SLG: 0.412										3	1	1	0	0	1	2											
28 José Molina, R OBP: 0.293, SLG: 0.297 19 Brandon Allen, L OBP: 0.222, SLG: 0.500										3	0	0	0	0	0	1											
1 Sean Rodriguez, R OBP: 0.305, SLG: 0.275										3	0	1	0	0	0	0											
Inning Stats	R: 1 E: 0 K: 2 S: 13	H: 2 LOB: 0 BB: 0 P: 18	R: 0 E: 0 K: 1 S: 10	H: 0 LOB: 1 BB: 0 P: 15	R: 0 E: 0 K: 0 S: 4	H: 0 LOB: 1 BB: 1 P: 10	R: 0 E: 0 K: 0 S: 8	H: 1 LOB: 0 BB: 0 P: 12	R: 0 E: 0 K: 0 S: 10	H: 1 LOB: 1 BB: 1 P: 19	R: 1 E: 0 K: 2 S: 15	H: 1 LOB: 1 BB: 1 P: 22	R: 0 E: 0 K: 1 S: 6	H: 0 LOB: 0 BB: 0 P: 8	R: 0 E: 0 K: 0 S: 8	H: 0 LOB: 1 BB: 1 P: 16		R: 2 E: 0 K: 0 S: 8	H: 2 LOB: 0 BB: 0 P: 14	1B: 3 2B: 3 3B: 1 HR: 1	SF: 0 SAC: 0 DP: 1 HBP: 1	WP: 0 PB: 0 SB: 2 CS: 0	PA: 35				
PITCHER	IP	WLS	BF	H	R	ER	SO	BB	IBB	HBP	BLK	WP	HR	S	P	ERA	WHIP										
57 Jerome Williams, R ERA: 5.51	7.0		28	5	2	2	6	3	0	1	0	0	0	10	20	0.00	0.750										
37 Scott Downs, L ERA:	1.1	H	5	0	0	0	0	1	0	0	0	0	0	10	20	0.00	0.750										
37 Scott Downs, L ERA:	1.1	H	5	0	0	0	0	1	0	0	0	0	0	10	20	0.00	0.750										
51 Jordan Walden, R ERA: 8.31	0.0	L	2	2	2	2	0	0	0	0	0	0	1	6	10	∞	∞										

AB	33
R	3
H	7
RBI	3
BB	2
SO	10
LOB	8



AB	30
R	4
H	7
RBI	4
BB	4
SO	6
LOB	9



Batter	1	2	3	4	5	6	7	8	9	AB	R	H	RBI	BB	SO	LOB	TOP		
8 Desmond Jennings, R (1.8) OBP: 0.340, SLG: 0.405	G5-3		F8					18 S 3 2B 1B		3	1	1	0	1	0	0			
18 Ben Zobrist, S (1.4) OBP: 0.337, SLG: 0.380	3 1B BB		F8					18 S 3 2B 1B		3	0	0	0	1	1	2			
23 Carlos Pena, L (1.3) OBP: 0.391, SLG: 0.474	K		K					P6		4	0	1	0	0	2	2			
3 Evan Longoria, R (1.5) OBP: 0.440, SLG: 0.579	1 SAFE B CH 82 B CH 84 S CH 83 F FF 87 X FF 87							18 S 3 2B 1B		4	0	2	1	0	0	1			
30 Luke Scott, L (1.10) OBP: 0.333, SLG: 0.618	K							2H 2B		3	0	0	0	0	1	3			
20 Matt Joyce, L (1.9) OBP: 0.400, SLG: 0.677		HR						F8		3	1	1	1	1	0	1			
19 Brandon Allen, L (1.7) OBP: 0.154, SLG: 0.333		G3-1						F9		4	0	0	0	0	1	1			
9 Elliot Johnson, S (1.6) OBP: 0.304, SLG: 0.211		P6						G4-3		4	0	0	0	0	2	0			
28 José Molina, R (1.2) OBP: 0.273, SLG: 0.275		G6-3						K		3	0	0	0	0	1	0			
Inning Stats	R: 0 H: 1 E: 0 K: 2 S: 17	H: 1 LOB: 2 BB: 1 P: 28	R: 1 H: 1 E: 0 K: 0 S: 9	H: 1 LOB: 0 BB: 0 P: 11	R: 0 H: 0 E: 0 K: 1 S: 7	H: 0 LOB: 0 BB: 0 P: 13	R: 0 H: 0 E: 0 K: 0 S: 8	H: 0 LOB: 1 BB: 1 P: 16	R: 0 H: 0 E: 0 K: 2 S: 9	H: 1 LOB: 1 BB: 0 P: 12	R: 0 H: 0 E: 0 K: 1 S: 9	H: 0 LOB: 0 BB: 0 P: 13	R: 1 H: 2 E: 0 K: 1 S: 10	H: 2 LOB: 1 BB: 0 P: 14	R: 0 H: 0 E: 0 K: 1 S: 6	H: 0 LOB: 0 BB: 0 P: 7	1B: 3 2B: 1 3B: 0 HR: 1	SF: 0 SAC: 0 DP: 1 HBP: 1	WP: 0 PA: 35 PB: 0 SB: 2 CS: 0
PITCHER	IP	WLS	BF	H	R	ER	SO	BB	IBB	HBP	BLK	WP	HR	S	P	ERA	WHIP		
48 Colby Lewis, R (1.1) ERA: 1.93	6.0	W	24	3	1	1	5	3	0	1	0	0	1	56	96	1.50	1.000		
41 Alexi Ogando, R (7.1) ERA: 0.94	1.0	H	3	0	0	0	1	0	0	0	0	0	0	9	13	0.00	0.000		
37 Mike Adams, R (8.1) ERA: 1.8	1.0		5	2	1	1	1	0	0	0	0	0	0	10	14	9.00	2.000		
19 Koji Uehara, R (9.1) ERA: 2.57	1.0		3	0	0	0	1	0	0	0	0	0	0	6	7	0.00	0.000		

Tampa Bay Rays @ Texas Rangers
Rangers Ballpark in Arlington, Arlington, TX
Sat Apr 28 2012, 8:09 PM - 11:02 PM EDT
Att: 49,197 - Partly Cloudy - 87 F

AB 31
R 2
H 5
RBI 2
BB 3
SO 8
LOB 10



Batter	1	2	3	4	5	6	7	8	9	AB	R	H	RBI	BB	SO	LOB	BOTTOM		
5 Ian Kinsler, R (1.10) OBP: 0.410, SLG: 0.616	2B 32 1B BB		P4					18 S 3 2B 1B		3	2	1	0	1	0	1			
1 Elvis Andrus, R (1.6) OBP: 0.344, SLG: 0.367	32 1B 2B		29 CS BB					18 S 3 2B 1B		3	1	1	0	1	2	1			
32 Josh Hamilton, L (1.8) OBP: 0.432, SLG: 0.741	10 WP S 10 S 2H 3H		F7					10 G1-6-3 17 E 1B		3	2	2	2	1	0	1			
29 Adrian Beltré, R (1.5) OBP: 0.359, SLG: 0.542	F8		G6-3					10 G1-6-3 1B		4	1	2	3	0	0	2			
10 Michael Young, R (1.4) OBP: 0.365, SLG: 0.444	G6-3		8 PB 7 S BB					G1-6-3 1B		3	0	0	0	1	0	3			
17 Nelson Cruz, R (1.9) OBP: 0.303, SLG: 0.370	K		F8					E6		4	0	0	0	0	1	2			
7 David Murphy, L (1.7) OBP: 0.350, SLG: 0.491		G4-3						3H K		4	0	0	0	0	3	2			
8 Yorvit Torrealba, R (1.2) OBP: 0.289, SLG: 0.275		G5-3						3H K		3	0	0	0	0	1	1			
18 Mitch Moreland, L (1.3) OBP: 0.288, SLG: 0.383			L8					1B 5 1B 2B		4	1	2	0	0	2	1			
Inning Stats	R: 2 H: 2 E: 0 K: 1 S: 17	H: 2 LOB: 1 BB: 1 P: 28	R: 0 H: 1 E: 0 K: 0 S: 8	H: 1 LOB: 0 BB: 0 P: 13	R: 0 H: 0 E: 0 K: 0 S: 5	H: 0 LOB: 0 BB: 1 P: 9	R: 0 H: 0 E: 0 K: 1 S: 17	H: 0 LOB: 1 BB: 1 P: 27	R: 0 H: 0 E: 0 K: 2 S: 9	H: 0 LOB: 0 BB: 0 P: 14	R: 1 H: 2 E: 1 K: 1 S: 11	H: 2 LOB: 1 BB: 0 P: 15	R: 4 H: 3 E: 1 K: 2 S: 14	H: 3 LOB: 0 BB: 1 P: 25	R: 0 H: 0 E: 0 K: 2 S: 9	H: 0 LOB: 1 BB: 0 P: 20	1B: 5 2B: 2 3B: 0 HR: 1	SF: 0 SAC: 0 DP: 1 HBP: 1	WP: 1 PA: 36 PB: 1 SB: 2 CS: 1
PITCHER	IP	WLS	BF	H	R	ER	SO	BB	IBB	HBP	BLK	WP	HR	S	P	ERA	WHIP		
34 Jeff Niemann, R (1.1) ERA: 3.86	5.2	L	24	5	3	2	4	3	0	0	0	0	0	63	100	3.18	1.412		
57 Jake McGee, L (6.1) ERA: 4.15	0.1		1	0	0	0	1	0	0	0	0	0	0	4	6	0.00	0.000		
31 Burke Badenhop, R (7.1) ERA: 7.2	1.0		7	3	4	4	2	0	1	0	0	0	1	14	25	36.00	3.000		
39 J.P. Howell, L (8.1) ERA: 2.7	1.0		4	0	0	0	2	0	0	1	0	0	0	9	20	0.00	0.000		

Tampa Bay Rays @ Texas Rangers
Rangers Ballpark in Arlington, Arlington, TX
Sat Apr 28 2012, 8:09 PM - 11:02 PM EDT
Att: 49,197 - Partly Cloudy - 87 F

AB 31
R 7
H 8
RBI 5
BB 4
SO 9
LOB 14



Batter	1	2	3	4	5	6	7	8	9	AB	R	H	RBI	BB	SO	LOB	TOP
8 Desmond Jennings, R (1.7) OBP: 0.337, SLG: 0.420										4	0	1	1	0	1	1	Tampa Bay Rays @ Texas Rangers Rangers Ballpark in Arlington, Arlington, TX Sun Apr 29 2012, 8:08 PM - 11:27 PM EDT Att. 43,475 - Clear - 85 F
23 Carlos Pena, L (1.3) OBP: 0.395, SLG: 0.468										3	1	1	0	1	2	1	
3 Evan Longoria, R (1.5) OBP: 0.342, SLG: 0.563										4	0	1	0	0	2	2	
18 Ben Zobrist, S (8.4) OBP: 0.355, SLG: 0.440										4	1	3	1	0	0	0	
7 Jeff Keppinger, R (1.4) OBP: 0.286, SLG: 0.382										3	1	2	1	0	0	1	
9 Elliot Johnson, S (6. PR) OBP: 0.304, SLG: 0.211										0	0	0	0	0	0	0	
20 Matt Joyce, L (8. PH) OBP: 0.394, SLG: 0.667										1	0	0	0	0	1	2	
2 B.J. Upton, R (1.8) OBP: 0.355, SLG: 0.500										4	1	2	0	0	0	3	
30 Luke Scott, L (1.10) OBP: 0.328, SLG: 0.610										4	0	1	1	0	1	0	
1 Sean Rodriguez, R (1.6) OBP: 0.279, SLG: 0.241										2	1	0	1	1	2	0	
16 Chris Gimenez, R (1.2) OBP: 0.320, SLG: 0.333										4	0	0	0	0	1	2	
Inning Stats	R: 0 H: 0 E: 0 K: 2 S: 9	H: 0 R: 3 ER: 0 LOB: 0 BB: 0 P: 13	H: 4 R: 0 ER: 0 LOB: 1 BB: 0 P: 23	H: 2 R: 1 ER: 0 LOB: 2 BB: 1 P: 24	H: 0 R: 0 ER: 0 LOB: 0 BB: 0 P: 15	H: 1 R: 0 ER: 0 LOB: 1 BB: 0 P: 10	H: 1 R: 0 ER: 0 LOB: 1 BB: 0 P: 9	H: 1 R: 1 ER: 1 LOB: 1 BB: 1 P: 20	H: 0 R: 0 ER: 0 LOB: 0 BB: 0 P: 11	1B: 6 2B: 3 3B: 2 HR: 0	SF: 1 SAC: 0 DP: 1 HBP: 0	WP: 1 PB: 0 SB: 0 CS: 2	PA: 37				
PITCHER	IP WLS BF H R ER SO BB IBB HBP BLK WP HR S P ERA WHIP																
45 Derek Holland, L (1.1) ERA: 5.13	7.0 L 29 9 5 5 8 2 0 0 0 0 0 0 74 114 6.43 1.571																
57 Mark Lowe, R (8.1) ERA: 1.5	1.0 4 2 0 0 1 0 0 0 0 0 1 0 11 15 0.00 2.000																
39 Scott Feldman, R (9.1) ERA: 2.7	1.0 3 0 0 0 1 0 0 0 0 0 0 0 7 11 0.00 0.000																

Batter	1	2	3	4	5	6	7	8	9	AB	R	H	RBI	BB	SO	LOB	BOTTOM
5 Ian Kinsler, R (1.4) OBP: 0.390, SLG: 0.582										5	0	0	0	0	1	6	Tampa Bay Rays @ Texas Rangers Rangers Ballpark in Arlington, Arlington, TX Sun Apr 29 2012, 8:08 PM - 11:27 PM EDT Att. 43,475 - Clear - 85 F
1 Elvis Andrus, R (1.6) OBP: 0.340, SLG: 0.354										3	1	0	1	1	0	1	
32 Josh Hamilton, L (1.7) OBP: 0.438, SLG: 0.744										1	0	1	1	0	0	0	
7 David Murphy, L (3.7) OBP: 0.333, SLG: 0.464										3	0	0	0	0	3	1	
29 Adrian Beltré, R (1.5) OBP: 0.341, SLG: 0.513										4	0	0	0	0	0	1	
10 Michael Young, R (1.10) OBP: 0.360, SLG: 0.435										4	0	1	0	0	1	1	
17 Nelson Cruz, R (1.9) OBP: 0.312, SLG: 0.376										4	0	2	0	0	0	0	
25 Mike Napoli, R (1.3) OBP: 0.355, SLG: 0.606										3	0	1	0	0	2	2	
8 Yorvit Torrealba, R (1.2) OBP: 0.286, SLG: 0.273										4	1	1	0	0	2	3	
23 Craig Gentry, R (1.8) OBP: 0.321, SLG: 0.333										2	0	1	0	0	0	0	
18 Mitch Moreland, L (7. PH) OBP: 0.296, SLG: 0.389										2	0	1	0	0	1	1	
14 Alberto Gonzalez, R (9. PR) OBP: 0.385, SLG: 0.462										0	0	0	0	0	0	0	
Inning Stats	R: 1 H: 1 E: 0 K: 1 S: 14	H: 1 R: 0 ER: 0 LOB: 0 BB: 0 P: 22	H: 0 R: 0 ER: 0 LOB: 0 BB: 0 P: 15	H: 0 R: 0 ER: 0 LOB: 0 BB: 0 P: 17	H: 2 R: 0 ER: 0 LOB: 2 BB: 0 P: 17	H: 2 R: 1 ER: 0 LOB: 1 BB: 0 P: 19	H: 0 R: 0 ER: 0 LOB: 0 BB: 0 P: 14	H: 1 R: 0 ER: 0 LOB: 1 BB: 0 P: 27	H: 0 R: 0 ER: 0 LOB: 0 BB: 0 P: 10	1B: 8 2B: 0 3B: 0 HR: 0	SF: 0 SAC: 0 DP: 0 HBP: 1	WP: 0 PB: 0 SB: 1 CS: 0	PA: 37				
PITCHER	IP WLS BF H R ER SO BB IBB HBP BLK WP HR S P ERA WHIP																
14 David Price, L (1.1) ERA: 2.67	6.1 W 26 6 2 2 6 1 0 0 0 0 0 0 18 117 2.84 1.105																
62 Joel Peralta, R (7.1) ERA: 7.27	1.2 H 5 0 0 0 3 0 0 0 0 0 0 0 18 24 0.00 0.000																
56 Fernando Rodney, R (9.1) ERA: 0.96	1.0 S 6 2 0 0 1 0 0 0 1 0 0 0 17 22 0.00 2.000																



Batter	1	2	3	4	5	6	7	8	9	AB	R	H	RBI	BB	SO	LOB	TOP				
13 Dustin Ackley, L (1, 10) OBP: 0.294, SLG: 0.327	F9		P6		K		G4-3			4	0	0	0	0	1	1					
16 Alex Liddi, R (1, 5) OBP: 0.318, SLG: 0.452	K		P5		51 1B		K			4	0	1	0	0	2	1					
51 Ichiro Suzuki, L (1, 9) OBP: 0.318, SLG: 0.396	2B		F7		1B		G4-3			4	0	2	0	0	0	1					
17 Justin Smoak, S (1, 3) OBP: 0.236, SLG: 0.310	K			L3	F8		K			4	0	0	0	0	2	3					
63 Jesus Montero, R (1, 2) OBP: 0.293, SLG: 0.459	15 G6-4-3 1B			15 1B			33 FC6-4 1B			4	0	4	0	0	0	0					
15 Kyle Seager, L (1, 4) OBP: 0.285, SLG: 0.408	G6-4-3			1B			F8			4	0	1	0	0	0	3					
33 Casper Wells, R (1, 7) OBP: 0.298, SLG: 0.400							FC6-4			3	0	0	0	0	2	3					
61 Munenori Kawasaki, L (9, PH) OBP: 0.310, SLG: 0.200							1-2			1	0	0	0	0	1	0					
55 Michael Saunders, L (1, 8) OBP: 0.333, SLG: 0.520							P5			4	1	1	1	0	2	3					
26 Brendan Ryan, R (1, 6) OBP: 0.280, SLG: 0.246										2	0	0	0	1	1	0					
20 Mike Carp, L (9, PH)							G5-3			1	0	0	0	0	1	0					
Inning Stats	R: 0 E: 0 K: 2 S: 13	H: 1 LOB: 1 BB: 0 P: 20	R: 0 E: 0 K: 1 S: 17	H: 1 LOB: 0 BB: 0 P: 24	R: 1 E: 0 K: 0 S: 9	H: 1 LOB: 1 BB: 1 P: 16	R: 0 E: 0 K: 2 S: 13	H: 2 LOB: 2 BB: 0 P: 20	R: 0 E: 0 K: 0 S: 7	H: 1 LOB: 1 BB: 0 P: 12	R: 0 E: 0 K: 1 S: 11	H: 0 LOB: 0 BB: 0 P: 14	R: 0 E: 0 K: 3 S: 9	H: 1 LOB: 1 BB: 0 P: 14	R: 0 E: 0 K: 3 S: 9	H: 0 LOB: 0 BB: 0 P: 14	1B: 6 2B: 2 3B: 0 HR: 1	SF: 0 SAC: 0 DP: 1 HBP: 0	WP: 0 PB: 0 SB: 0 CS: 0	PA: 36	
PITCHER	IP WLS BF H R ER SO BB IBB HBP BLK WP HR S P ERA WHIP	IP WLS BF H R ER SO BB IBB HBP BLK WP HR S P ERA WHIP	IP WLS BF H R ER SO BB IBB HBP BLK WP HR S P ERA WHIP	IP WLS BF H R ER SO BB IBB HBP BLK WP HR S P ERA WHIP	IP WLS BF H R ER SO BB IBB HBP BLK WP HR S P ERA WHIP	IP WLS BF H R ER SO BB IBB HBP BLK WP HR S P ERA WHIP	IP WLS BF H R ER SO BB IBB HBP BLK WP HR S P ERA WHIP	IP WLS BF H R ER SO BB IBB HBP BLK WP HR S P ERA WHIP	IP WLS BF H R ER SO BB IBB HBP BLK WP HR S P ERA WHIP	IP WLS BF H R ER SO BB IBB HBP BLK WP HR S P ERA WHIP	IP WLS BF H R ER SO BB IBB HBP BLK WP HR S P ERA WHIP	IP WLS BF H R ER SO BB IBB HBP BLK WP HR S P ERA WHIP	IP WLS BF H R ER SO BB IBB HBP BLK WP HR S P ERA WHIP	IP WLS BF H R ER SO BB IBB HBP BLK WP HR S P ERA WHIP	IP WLS BF H R ER SO BB IBB HBP BLK WP HR S P ERA WHIP	IP WLS BF H R ER SO BB IBB HBP BLK WP HR S P ERA WHIP	IP WLS BF H R ER SO BB IBB HBP BLK WP HR S P ERA WHIP	IP WLS BF H R ER SO BB IBB HBP BLK WP HR S P ERA WHIP	IP WLS BF H R ER SO BB IBB HBP BLK WP HR S P ERA WHIP	IP WLS BF H R ER SO BB IBB HBP BLK WP HR S P ERA WHIP	IP WLS BF H R ER SO BB IBB HBP BLK WP HR S P ERA WHIP

Seattle Mariners @ Tampa Bay Rays
Tropicana Field, St. Petersburg, FL
Tue May 01 2012, 7:11 PM - 9:48 PM EDT
Att: 9,972 - Dome - 72 F

AB	35
R	1
H	9
RBI	1
BB	1
SO	12
LOB	15



Batter	1	2	3	4	5	6	7	8	9	AB	R	H	RBI	BB	SO	LOB	BOTTOM				
8 Desmond Jennings, R (1, 7) OBP: 0.327, SLG: 0.404	G6-3		18 G6-4-3 1B		G6-3			K		4	0	1	0	0	1	0					
18 Ben Zobrist, S (1, 4) OBP: 0.359, SLG: 0.407	20 3B BB		G6-4-3		G3		F9			3	1	0	0	1	0	1					
20 Matt Joyce, L (1, 9) OBP: 0.375, SLG: 0.681	30 SF7 3B		1-2		G3-1		K			4	2	2	2	0	1	0					
23 Carlos Pena, L (1, 3) OBP: 0.419, SLG: 0.482	2 FC6-4 BB		P4		30 PB BB					1	0	0	0	2	0	0					
30 Luke Scott, L (1, 10) OBP: 0.319, SLG: 0.585	SF7				F9					1	0	0	1	1	0	0					
2 B.J. Upton, R (1, 8) OBP: 0.359, SLG: 0.500	FC6-4				G5-3					3	0	0	0	0	1	3					
9 Elliot Johnson, S (1, 5) OBP: 0.300, SLG: 0.200					F7					3	0	0	0	0	1	0					
16 Chris Gimenez, R (1, 2) OBP: 0.276, SLG: 0.286					G6-3					3	0	0	0	0	0	0					
1 Sean Rodriguez, R (1, 6) OBP: 0.263, SLG: 0.227					F9					3	0	0	0	0	0	0					
Inning Stats	R: 2 E: 0 K: 0 S: 12	H: 1 LOB: 1 BB: 2 P: 28	R: 0 E: 0 K: 1 S: 8	H: 0 LOB: 0 BB: 0 P: 13	R: 1 E: 0 K: 0 S: 9	H: 2 LOB: 0 BB: 0 P: 15	R: 0 E: 0 K: 0 S: 6	H: 0 LOB: 0 BB: 0 P: 9	R: 0 E: 0 K: 1 S: 5	H: 0 LOB: 2 BB: 2 P: 21	R: 0 E: 0 K: 0 S: 5	H: 0 LOB: 0 BB: 0 P: 8	R: 0 E: 0 K: 2 S: 9	H: 0 LOB: 0 BB: 0 P: 14	R: 0 E: 0 K: 3 S: 9	H: 0 LOB: 0 BB: 0 P: 14	1B: 1 2B: 0 3B: 1 HR: 1	SF: 1 SAC: 0 DP: 1 HBP: 0	WP: 0 PB: 1 SB: 0 CS: 0	PA: 30	
PITCHER	IP WLS BF H R ER SO BB IBB HBP BLK WP HR S P ERA WHIP	IP WLS BF H R ER SO BB IBB HBP BLK WP HR S P ERA WHIP	IP WLS BF H R ER SO BB IBB HBP BLK WP HR S P ERA WHIP	IP WLS BF H R ER SO BB IBB HBP BLK WP HR S P ERA WHIP	IP WLS BF H R ER SO BB IBB HBP BLK WP HR S P ERA WHIP	IP WLS BF H R ER SO BB IBB HBP BLK WP HR S P ERA WHIP	IP WLS BF H R ER SO BB IBB HBP BLK WP HR S P ERA WHIP	IP WLS BF H R ER SO BB IBB HBP BLK WP HR S P ERA WHIP	IP WLS BF H R ER SO BB IBB HBP BLK WP HR S P ERA WHIP	IP WLS BF H R ER SO BB IBB HBP BLK WP HR S P ERA WHIP	IP WLS BF H R ER SO BB IBB HBP BLK WP HR S P ERA WHIP	IP WLS BF H R ER SO BB IBB HBP BLK WP HR S P ERA WHIP	IP WLS BF H R ER SO BB IBB HBP BLK WP HR S P ERA WHIP	IP WLS BF H R ER SO BB IBB HBP BLK WP HR S P ERA WHIP	IP WLS BF H R ER SO BB IBB HBP BLK WP HR S P ERA WHIP	IP WLS BF H R ER SO BB IBB HBP BLK WP HR S P ERA WHIP	IP WLS BF H R ER SO BB IBB HBP BLK WP HR S P ERA WHIP	IP WLS BF H R ER SO BB IBB HBP BLK WP HR S P ERA WHIP	IP WLS BF H R ER SO BB IBB HBP BLK WP HR S P ERA WHIP	IP WLS BF H R ER SO BB IBB HBP BLK WP HR S P ERA WHIP	IP WLS BF H R ER SO BB IBB HBP BLK WP HR S P ERA WHIP

Seattle Mariners @ Tampa Bay Rays
Tropicana Field, St. Petersburg, FL
Tue May 01 2012, 7:11 PM - 9:48 PM EDT
Att: 9,972 - Dome - 72 F

AB	25
R	3
H	3
RBI	3
BB	4
SO	4
LOB	4



Batter	1	2	3	4	5	6	7	8	9	AB	R	H	RBI	BB	SO	LOB	TOP							
9 Chone Figgins, S OBP: 0.280, SLG: 0.319 (1, 7)										5	0	0	0	0	3	0								
13 Dustin Ackley, L OBP: 0.292, SLG: 0.317 (1, 4)										3	0	0	0	1	2	0								
51 Ichiro Suzuki, L OBP: 0.333, SLG: 0.404 (1, 9)										3	1	2	0	1	1	0								
63 Jesus Montero, R OBP: 0.290, SLG: 0.438 (1, 2)										4	1	0	0	0	1	3								
15 Kyle Seager, L OBP: 0.309, SLG: 0.500 (1, 5)										4	2	3	4	0	1	0								
16 Alex Liddi, R OBP: 0.354, SLG: 0.455 (1, 3)										2	0	1	0	2	0	2								
17 Justin Smoak, S OBP: 0.237, SLG: 0.299 (1, 10)										3	0	0	0	1	1	4								
55 Michael Saunders, L OBP: 0.318, SLG: 0.494 (1, 8)										4	0	0	0	0	2	2								
26 Brendan Ryan, R OBP: 0.269, SLG: 0.234 (9, PH)										3	0	0	0	0	3	2								
20 Mike Carp, L (9, PH)										1	0	0	0	0	0	0								
Inning Stats	R: 3 H: 1 E: 1 K: 3 S: 22	H: 1 LOB: 1 BB: 2 P: 38	R: 0 H: 0 E: 0 K: 2 S: 8	H: 0 LOB: 0 BB: 0 P: 10	R: 0 H: 0 E: 0 K: 2 S: 10	H: 0 LOB: 0 BB: 0 P: 14	R: 0 H: 1 E: 0 K: 3 S: 15	H: 1 LOB: 2 BB: 1 P: 26	R: 0 H: 1 E: 0 K: 1 S: 12	H: 1 LOB: 0 BB: 0 P: 18	R: 1 H: 1 E: 0 K: 0 S: 6	H: 1 LOB: 0 BB: 1 P: 13	R: 0 H: 0 E: 0 K: 1 S: 9	H: 0 LOB: 0 BB: 1 P: 16	R: 0 H: 2 E: 0 K: 0 S: 16	H: 2 LOB: 2 BB: 0 P: 20	R: 0 H: 0 E: 0 K: 2 S: 8	H: 0 LOB: 0 BB: 0 P: 12	1B: 4 2B: 0 3B: 0 HR: 2	SF: 0 SAC: 0 DP: 1 HBP: 0	WP: 1 PB: 0 SB: 0 CS: 0	PA: 38		
PITCHER	IP WLS BF H R ER SO BB IBB HBP BLK WP HR S P ERA WHIP	IP WLS BF H R ER SO BB IBB HBP BLK WP HR S P ERA WHIP	IP WLS BF H R ER SO BB IBB HBP BLK WP HR S P ERA WHIP	IP WLS BF H R ER SO BB IBB HBP BLK WP HR S P ERA WHIP	IP WLS BF H R ER SO BB IBB HBP BLK WP HR S P ERA WHIP	IP WLS BF H R ER SO BB IBB HBP BLK WP HR S P ERA WHIP	IP WLS BF H R ER SO BB IBB HBP BLK WP HR S P ERA WHIP	IP WLS BF H R ER SO BB IBB HBP BLK WP HR S P ERA WHIP	IP WLS BF H R ER SO BB IBB HBP BLK WP HR S P ERA WHIP	IP WLS BF H R ER SO BB IBB HBP BLK WP HR S P ERA WHIP	IP WLS BF H R ER SO BB IBB HBP BLK WP HR S P ERA WHIP	IP WLS BF H R ER SO BB IBB HBP BLK WP HR S P ERA WHIP	IP WLS BF H R ER SO BB IBB HBP BLK WP HR S P ERA WHIP	IP WLS BF H R ER SO BB IBB HBP BLK WP HR S P ERA WHIP	IP WLS BF H R ER SO BB IBB HBP BLK WP HR S P ERA WHIP	IP WLS BF H R ER SO BB IBB HBP BLK WP HR S P ERA WHIP	IP WLS BF H R ER SO BB IBB HBP BLK WP HR S P ERA WHIP	IP WLS BF H R ER SO BB IBB HBP BLK WP HR S P ERA WHIP	IP WLS BF H R ER SO BB IBB HBP BLK WP HR S P ERA WHIP	IP WLS BF H R ER SO BB IBB HBP BLK WP HR S P ERA WHIP	IP WLS BF H R ER SO BB IBB HBP BLK WP HR S P ERA WHIP	IP WLS BF H R ER SO BB IBB HBP BLK WP HR S P ERA WHIP	IP WLS BF H R ER SO BB IBB HBP BLK WP HR S P ERA WHIP	IP WLS BF H R ER SO BB IBB HBP BLK WP HR S P ERA WHIP

Seattle Mariners @ Tampa Bay Rays
Tropicana Field, St. Petersburg, FL
Wed May 02 2012, 7:12 PM - 10:20 PM EDT
Att: 9,837 - Dome - 72 F

livebaseballscorecards.com

AB 32
R 4
H 6
RBI 4
BB 5
SO 14
LOB 13

Batter	1	2	3	4	5	6	7	8	9	AB	R	H	RBI	BB	SO	LOB	BOTTOM							
8 Desmond Jennings, R OBP: 0.324, SLG: 0.392 (1, 7)										3	0	0	0	1	1	3								
18 Ben Zobrist, S OBP: 0.355, SLG: 0.400 (6, 9)										4	0	1	0	0	0	1								
20 Matt Joyce, L OBP: 0.369, SLG: 0.653 (6, 7)										3	0	0	0	1	0	1								
23 Carlos Pena, L OBP: 0.404, SLG: 0.461 (1, 3)										4	0	0	0	0	1	3								
30 Luke Scott, L OBP: 0.329, SLG: 0.623 (1, 10)										4	2	2	1	0	0	1								
2 B.J. Upton, R OBP: 0.341, SLG: 0.472 (6, 6)										2	0	0	0	0	0	1								
9 Elliot Johnson, S OBP: 0.281, SLG: 0.185 (6, 4)										4	1	2	0	0	1	0								
10 Will Rhymes, L OBP: 0.500, SLG: 0.500 (6, 4)										4	1	2	0	0	1	0								
28 José Molina, R OBP: 0.275, SLG: 0.298 (1, 2)										4	1	2	2	0	0	1								
1 Sean Rodriguez, R OBP: 0.266, SLG: 0.275 (6, 5)										3	1	1	2	0	0	3								
Inning Stats	R: 0 H: 0 E: 0 K: 1 S: 8	H: 0 LOB: 0 BB: 0 P: 14	R: 0 H: 0 E: 0 K: 0 S: 6	H: 0 LOB: 0 BB: 0 P: 6	R: 2 H: 2 E: 0 K: 0 S: 11	H: 2 LOB: 2 BB: 2 P: 23	R: 2 H: 3 E: 0 K: 0 S: 14	H: 3 LOB: 1 BB: 0 P: 23	R: 0 H: 0 E: 0 K: 0 S: 6	H: 0 LOB: 0 BB: 0 P: 9	R: 1 H: 2 E: 1 K: 0 S: 11	H: 2 LOB: 2 BB: 0 P: 20	R: 0 H: 1 E: 0 K: 1 S: 9	H: 1 LOB: 0 BB: 0 P: 15	R: 0 H: 0 E: 0 K: 1 S: 7	H: 0 LOB: 0 BB: 0 P: 9	1B: 5 2B: 1 3B: 0 HR: 2	SF: 0 SAC: 0 DP: 0 HBP: 0	WP: 0 PB: 1 SB: 1 CS: 0	PA: 35				
PITCHER	IP WLS BF H R ER SO BB IBB HBP BLK WP HR S P ERA WHIP	IP WLS BF H R ER SO BB IBB HBP BLK WP HR S P ERA WHIP	IP WLS BF H R ER SO BB IBB HBP BLK WP HR S P ERA WHIP	IP WLS BF H R ER SO BB IBB HBP BLK WP HR S P ERA WHIP	IP WLS BF H R ER SO BB IBB HBP BLK WP HR S P ERA WHIP	IP WLS BF H R ER SO BB IBB HBP BLK WP HR S P ERA WHIP	IP WLS BF H R ER SO BB IBB HBP BLK WP HR S P ERA WHIP	IP WLS BF H R ER SO BB IBB HBP BLK WP HR S P ERA WHIP	IP WLS BF H R ER SO BB IBB HBP BLK WP HR S P ERA WHIP	IP WLS BF H R ER SO BB IBB HBP BLK WP HR S P ERA WHIP	IP WLS BF H R ER SO BB IBB HBP BLK WP HR S P ERA WHIP	IP WLS BF H R ER SO BB IBB HBP BLK WP HR S P ERA WHIP	IP WLS BF H R ER SO BB IBB HBP BLK WP HR S P ERA WHIP	IP WLS BF H R ER SO BB IBB HBP BLK WP HR S P ERA WHIP	IP WLS BF H R ER SO BB IBB HBP BLK WP HR S P ERA WHIP	IP WLS BF H R ER SO BB IBB HBP BLK WP HR S P ERA WHIP	IP WLS BF H R ER SO BB IBB HBP BLK WP HR S P ERA WHIP	IP WLS BF H R ER SO BB IBB HBP BLK WP HR S P ERA WHIP	IP WLS BF H R ER SO BB IBB HBP BLK WP HR S P ERA WHIP	IP WLS BF H R ER SO BB IBB HBP BLK WP HR S P ERA WHIP	IP WLS BF H R ER SO BB IBB HBP BLK WP HR S P ERA WHIP	IP WLS BF H R ER SO BB IBB HBP BLK WP HR S P ERA WHIP	IP WLS BF H R ER SO BB IBB HBP BLK WP HR S P ERA WHIP	IP WLS BF H R ER SO BB IBB HBP BLK WP HR S P ERA WHIP

Seattle Mariners @ Tampa Bay Rays
Tropicana Field, St. Petersburg, FL
Wed May 02 2012, 7:12 PM - 10:20 PM EDT
Att: 9,837 - Dome - 72 F


livebaseballscorecards.com

AB 33
R 5
H 8
RBI 5
BB 2
SO 3
LOB 14

Batter	1	2	3	4	5	6	7	8	9	AB	R	H	RBI	BB	SO	LOB	TOP								
9 Chone Figgins, S OBP: 0.250, SLG: 0.305										4	0	0	0	0	1	1									
13 Dustin Ackley, L OBP: 0.291, SLG: 0.324										4	1	1	0	0	1	1									
51 Ichiro Suzuki, L OBP: 0.331, SLG: 0.407										4	0	1	1	0	0	1									
15 Kyle Seager, L OBP: 0.306, SLG: 0.482										3	1	0	0	1	2	1									
27 John Jaso, L OBP: 0.375, SLG: 0.682										4	1	2	0	0	0	0									
20 Mike Carp, L OBP: 0.100, SLG: 0.100										4	0	1	1	0	1	2									
17 Justin Smoak, S OBP: 0.247, SLG: 0.300										3	0	1	1	1	1	2									
55 Michael Saunders, L OBP: 0.304, SLG: 0.470										4	0	0	0	0	2	5									
61 Munenori Kawasaki, L OBP: 0.313, SLG: 0.214										3	0	1	0	0	0	0									
Inning Stats	R: 0 E: 0 K: 1 S: 10	H: 0 LOB: 0 BB: 0 P: 15	R: 2 E: 0 K: 0 S: 11	H: 2 LOB: 0 BB: 1 P: 18	R: 0 E: 0 K: 0 S: 9	H: 1 LOB: 1 BB: 0 P: 17	R: 0 E: 0 K: 2 S: 13	H: 1 LOB: 2 BB: 1 P: 21	R: 1 E: 0 K: 0 S: 11	H: 2 LOB: 1 BB: 0 P: 20	R: 0 E: 0 K: 3 S: 15	H: 1 LOB: 1 BB: 0 P: 22	R: 0 E: 0 K: 1 S: 7	H: 0 LOB: 0 BB: 0 P: 12	R: 0 E: 0 K: 1 S: 8	H: 0 LOB: 0 BB: 0 P: 11	R: 0 E: 1 K: 0 S: 11	H: 0 LOB: 0 BB: 0 P: 14	1B: 3 2B: 4 3B: 0 HR: 0	SF: 0 SAC: 0 DP: 2 HBP: 0	WP: 1 PB: 0 SB: 1 CS: 0	PA: 35			
PITCHER	IP	WLS	BF	H	R	ER	SO	BB	IBB	HBP	BLK	WP	HR	S	P	ERA	WHIP								
34 Jeff Niemann, R ERA: 4.05	5.2	W	25	7	3	3	5	2	0	0	0	0	0	65	107	4.76	1.588								
57 Jake McGee, L ERA: 2.35	2.1	H	7	0	0	0	3	0	0	0	0	1	0	19	29	0.00	0.000								
56 Fernando Rodney, R ERA: 0.73	1.0	S	3	0	0	0	0	0	0	0	0	0	0	11	14	0.00	0.000								

Seattle Mariners @ Tampa Bay Rays
Tropicana Field, St. Petersburg, FL
Thu May 03 2012, 1:13 PM - 4:08 PM EDT
Att: 11,575 - Dome - 72 F


AB 33
R 3
H 7
RBI 3
BB 2
SO 8
LOB 13



Batter	1	2	3	4	5	6	7	8	9	AB	R	H	RBI	BB	SO	LOB	BOTTOM								
8 Desmond Jennings, R OBP: 0.321, SLG: 0.406										4	0	1	2	0	0	0									
23 Carlos Pena, L OBP: 0.398, SLG: 0.446										3	0	0	0	1	1	0									
20 Matt Joyce, L OBP: 0.364, SLG: 0.628										3	0	0	0	1	0	2									
30 Luke Scott, L OBP: 0.325, SLG: 0.603										4	0	1	0	0	1	1									
19 Brandon Allen, L OBP: 0.150, SLG: 0.222										3	0	0	0	0	2	1									
18 Ben Zobrist, S OBP: 0.352, SLG: 0.395										1	0	0	0	0	0	0									
10 Will Rhymes, L OBP: 0.375, SLG: 0.375										4	1	1	0	0	0	1									
7 Jeff Keppinger, R OBP: 0.322, SLG: 0.456										2	1	2	2	1	0	0									
9 Elliot Johnson, S OBP: 0.273, SLG: 0.179										1	0	0	0	0	0	0									
16 Chris Gimenez, R OBP: 0.281, SLG: 0.290										3	1	1	0	0	1	3									
1 Sean Rodriguez, R OBP: 0.268, SLG: 0.278										3	1	1	0	0	1	2									
Inning Stats	R: 0 E: 0 K: 0 S: 10	H: 0 LOB: 0 BB: 0 P: 15	R: 4 E: 0 K: 1 S: 17	H: 5 LOB: 2 BB: 1 P: 34	R: 0 E: 0 K: 1 S: 10	H: 1 LOB: 1 BB: 1 P: 20	R: 0 E: 0 K: 1 S: 8	H: 0 LOB: 0 BB: 0 P: 9	R: 0 E: 0 K: 0 S: 6	H: 0 LOB: 0 BB: 0 P: 10	R: 0 E: 0 K: 1 S: 10	H: 1 LOB: 2 BB: 0 P: 14	R: 0 E: 0 K: 2 S: 12	H: 0 LOB: 1 BB: 1 P: 20	R: 0 E: 0 K: 0 S: 7	H: 0 LOB: 0 BB: 0 P: 10	R: 0 E: 1 K: 0 S: 11	H: 0 LOB: 0 BB: 0 P: 14	1B: 5 2B: 0 3B: 1 HR: 1	SF: 0 SAC: 0 DP: 0 HBP: 0	WP: 0 PB: 0 SB: 2 CS: 0	PA: 34			
PITCHER	IP	WLS	BF	H	R	ER	SO	BB	IBB	HBP	BLK	WP	HR	S	P	ERA	WHIP								
25 Kevin Millwood, R ERA: 5.34	6.1	L	28	7	4	4	4	2	0	0	0	0	0	64	105	5.68	1.421								
44 Lucas Luetge, L ERA:	1.2		6	0	0	0	2	1	0	0	0	0	0	16	27	0.00	0.600								

Seattle Mariners @ Tampa Bay Rays
Tropicana Field, St. Petersburg, FL
Thu May 03 2012, 1:13 PM - 4:08 PM EDT
Att: 11,575 - Dome - 72 F

AB 31
R 4
H 7
RBI 4
BB 3
SO 6
LOB 10



Batter	1	2	3	4	5	6	7	8	9	10	11	12	AB	R	H	RBI	BB	SO	LOB	TOP				
19 Jeremie Weeks, S OBP: 0.244, SLG: 0.284	F8	F9		P5		F9		G5-3		G3			6	0	0	0	0	0	7					
2 Cliff Pennington, S OBP: 0.257, SLG: 0.301	G4-3		E4 16 F9 25 1B	BB			K		G6-3		G6-3		5	1	0	0	1	1	0					
16 Josh Reddick, L OBP: 0.293, SLG: 0.473	HR		F9			E5 52 F9		G4-3		G4-3			6	1	2	2	0	0	1					
52 Yoenis Cespedes, R OBP: 0.316, SLG: 0.436	BB		K			F9		G3-1		G6-3			5	0	0	0	1	1	4					
15 Seth Smith, L OBP: 0.365, SLG: 0.313	K				L3								2	0	0	0	1	1	1					
31 Jonny Gomes, R OBP: 0.386, SLG: 0.567			BB			FC4-6 25		IBB		BB		HR	1	1	1	1	2	0	0					
25 Kla Kaitiue, L OBP: 0.349, SLG: 0.350		F9		FC5-4 8						B1			6	0	1	1	0	2	3					
8 Kurt Suzuki, R OBP: 0.255, SLG: 0.309	F8		FC5-4					F8					5	0	1	0	0	0	2					
10 Daric Barton, L OBP: 0.323, SLG: 0.352	1B			1B		G6-3							5	1	3	0	1	1	1					
7 Brandon Inge, R OBP: 0.163, SLG: 0.244	1B			F8		P6		FC5-4		K			6	0	1	0	0	2	6					
Inning Stats	R: 1 E: 0 K: 1 S: 15	H: 1 LOB: 1 BB: 1 P: 28	R: 0 E: 0 K: 0 S: 15	H: 2 LOB: 2 BB: 0 P: 24	R: 1 E: 1 K: 1 S: 17	H: 1 LOB: 2 BB: 1 P: 28	R: 0 E: 0 K: 0 S: 15	H: 2 LOB: 2 BB: 1 P: 26	R: 0 E: 0 K: 0 S: 10	H: 0 LOB: 0 BB: 0 P: 15	R: 0 E: 1 K: 1 S: 9	H: 1 LOB: 2 BB: 1 P: 19	R: 0 E: 0 K: 0 S: 6	H: 0 LOB: 0 BB: 0 P: 10	R: 0 E: 0 K: 1 S: 10	H: 0 LOB: 3 BB: 2 P: 25	R: 0 E: 0 K: 0 S: 11	H: 0 LOB: 0 BB: 0 P: 17	R: 1 E: 0 K: 3 S: 14	H: 2 LOB: 1 BB: 0 P: 19	1B: 7 2B: 0 3B: 0 HR: 2	SF: 0 SAC: 0 DP: 0 HBP: 1	WP: 0 PB: 0 SB: 0 CS: 0	PA: 54
PITCHER	IP	WLS	BF	H	R	ER	SO	BB	IBB	HBP	BLK	WP	HR	S	P	ERA	WHIP							
58 Jeremy Hellickson, R ERA: 2.75	3.2		20	5	3	2	2	3	0	0	0	0	0	1	59	102	4.91	2.182						
39 J.P. Howell, L ERA: 1.64	2.1		8	1	0	0	1	0	0	0	0	0	0	20	28	0.00	0.429							
57 Jake McCree, L ERA: 2.08	1.0		5	0	0	0	1	0	0	0	0	0	0	9	19	0.00	0.000							
31 Burke Badenhop, R ERA: 5.68	0.2		3	1	0	0	0	0	0	0	0	0	0	5	7	0.00	1.500							
56 Fernando Rodney, R ERA: 0.66	1.1		4	0	0	0	0	0	0	0	0	0	0	9	13	0.00	0.000							
PITCHER	IP	WLS	BF	H	R	ER	SO	BB	IBB	HBP	BLK	WP	HR	S	P	ERA	WHIP							
47 Brandon Gomes, R ERA: 7.71	2.0		9	0	0	0	0	0	0	0	0	0	0	1	42	9.00	2.000							
62 Joel Peralta, R ERA: 5.68	1.0		5	2	1	1	3	0	0	0	0	0	0	14	19	9.00	2.000							

Oakland Athletics @ Tampa Bay Rays
Tropicana Field, St. Petersburg, FL
Sat May 05 2012, 7:11 PM - 11:24 PM EDT
Att. 23,890 - Dome - 72 F

AB 47
R 4
H 9
RBI 4
BB 6
SO 8
LOB 25



Batter	1	2	3	4	5	6	7	8	9	10	11	12	AB	R	H	RBI	BB	SO	LOB	BOTTOM								
8 Desmond Jennings, R OBP: 0.336, SLG: 0.493	K		G4-3 20 23 BB	1B		F9			F9		F8		6	0	2	0	0	1	2									
2 B.J. Upton, R OBP: 0.333, SLG: 0.478	G5-3		P4	L4			K		F9				6	0	1	0	0	1	4									
23 Carlos Pena, L OBP: 0.358, SLG: 0.480	1B						L9			F7			5	1	2	1	1	0	1									
20 Matt Joyce, L OBP: 0.367, SLG: 0.588	P5		BB										5	0	0	0	0	1	4									
30 Luke Scott, L OBP: 0.303, SLG: 0.549	F8		F7				G1-3		F8		FC4-6		5	0	0	0	0	0	3									
18 Ben Zobrist, S OBP: 0.342, SLG: 0.404	F7			HR					G4-3		G2		4	1	1	1	1	0	1									
10 Will Rhymes, L OBP: 0.357, SLG: 0.367			G4-3										3	0	1	0	0	0	1									
1 Sean Rodriguez, R OBP: 0.273, SLG: 0.308	1B						G3		K				2	0	1	0	0	1	0									
28 José Molina, R OBP: 0.259, SLG: 0.333			G5-3										3	0	0	0	0	1	1									
7 Jeff Keppinger, R ERA: 2.33, SLG: 0.466													1	0	1	0	0	0	0									
16 Chris Gimenez, R OBP: 0.281, SLG: 0.290			G6-3										0	0	0	0	0	0	0									
9 Elliot Johnson, S OBP: 0.289, SLG: 0.303				HR									4	1	2	1	0	1	1									
Inning Stats	R: 0 E: 0 K: 1 S: 10	H: 1 LOB: 1 BB: 0 P: 15	R: 0 E: 0 K: 0 S: 11	H: 1 LOB: 1 BB: 0 P: 13	R: 1 E: 0 K: 0 S: 14	H: 2 LOB: 2 BB: 1 P: 22	R: 1 E: 0 K: 0 S: 14	H: 3 LOB: 2 BB: 1 P: 17	R: 1 E: 0 K: 1 S: 8	H: 1 LOB: 1 BB: 0 P: 16	R: 0 E: 0 K: 1 S: 6	H: 0 LOB: 0 BB: 0 P: 7	R: 0 E: 0 K: 0 S: 6	H: 0 LOB: 0 BB: 0 P: 15	R: 0 E: 0 K: 0 S: 8	H: 0 LOB: 0 BB: 0 P: 12	R: 0 E: 0 K: 0 S: 7	H: 1 LOB: 1 BB: 0 P: 13	R: 0 E: 0 K: 0 S: 12	H: 0 LOB: 1 BB: 0 P: 11	R: 0 E: 0 K: 1 S: 12	H: 1 LOB: 1 BB: 0 P: 18	R: 0 E: 0 K: 0 S: 8	H: 1 LOB: 0 BB: 0 P: 14	1B: 7 2B: 1 3B: 0 HR: 3	SF: 0 SAC: 2 DP: 1 HBP: 1	WP: 0 PB: 0 SB: 0 CS: 0	PA: 49
PITCHER	IP	WLS	BF	H	R	ER	SO	BB	IBB	HBP	BLK	WP	HR	S	P	ERA	WHIP											
21 Bartolo Colon, R ERA: 2.83	5.0		25	8	3	3	2	2	0	0	0	0	0	3	57	83	5.40	2.000										
77 Jordan Norberto, L ERA: 4.15	2.0		6	0	0	0	2	0	0	0	0	0	0	14	22	0.00	0.000											
48 Ryan Cook, R ERA: 4.15	2.0		7	1	0	0	1	0	0	0	0	0	0	18	25	0.00	0.500											
40 Brian Fuentes, L ERA: 3.75	2.0		8	1	0	0	1	0	0	0	0	0	0	19	29	0.00	0.500											
50 Grant Balfour, R ERA: 4.4	1.0		3	1	0	0	0	0	0	0	0	0	0	8	14	0.00	1.000											

Oakland Athletics @ Tampa Bay Rays
Tropicana Field, St. Petersburg, FL
Sat May 05 2012, 7:11 PM - 11:24 PM EDT
Att. 23,890 - Dome - 72 F

AB 44
R 3
H 11
RBI 3
BB 2
SO 6
LOB 18



Batter	1	2	3	4	5	6	7	8	9	AB	R	H	RBI	BB	SO	LOB	TOP					
2 Cliff Pennington, S OBP: 0.254, SLG: 0.296										5	1	1	0	0	1	1						
23 Michael Taylor, R OBP: 0.250, SLG: 0.250										5	1	2	0	0	1	1						
16 Josh Reddick, L OBP: 0.300, SLG: 0.465										2	2	0	0	2	1	2						
52 Yoenis Cespedes, R (1, 8) OBP: 0.319, SLG: 0.434										5	1	2	1	0	0	3						
31 Jonny Gomes, R (1, 7) OBP: 0.387, SLG: 0.588										5	2	2	2	0	2	2						
7 Brandon Inge, R OBP: 0.208, SLG: 0.326										2	2	1	4	2	0	0						
10 Daric Barton, L (1, 3) OBP: 0.343, SLG: 0.368										3	0	1	2	1	0	0						
26 Anthony Recker, R (1, 2) OBP: 0.318, SLG: 0.263										4	0	0	0	0	1	5						
28 Eric Sogard, L (1, 4) OBP: 0.207, SLG: 0.278										4	0	1	0	0	0	0						
Inning Stats	R: 0 E: 0 K: 2 S: 7	H: 0 LOB: 0 BB: 0 P: 10	R: 0 E: 0 K: 2 S: 17	H: 0 LOB: 2 BB: 1 P: 27	R: 5 E: 0 K: 0 S: 17	H: 4 LOB: 0 BB: 1 P: 33	R: 0 E: 0 K: 0 S: 8	H: 0 LOB: 0 BB: 0 P: 10	R: 3 E: 0 K: 0 S: 16	H: 3 LOB: 1 BB: 1 P: 29	R: 0 E: 0 K: 0 S: 7	H: 0 LOB: 0 BB: 0 P: 11	R: 1 E: 0 K: 1 S: 20	H: 1 LOB: 2 BB: 2 P: 34	R: 0 E: 0 K: 1 S: 13	H: 2 LOB: 2 BB: 0 P: 19	R: 0 E: 0 K: 0 S: 6	H: 0 LOB: 0 BB: 0 P: 8	1B: 7 2B: 2 3B: 0 HR: 1	SF: 1 SAC: 1 DP: 0 HBP: 1	WP: 3 PB: 0 SB: 1 CS: 0	PA: 43
PITCHER	IP WLS BF H R ER SO BB IBB HBP BLK WP HR S P ERA WHIP																					
55 Matt Moore, L (1, 1) ERA: 5.71	4.2 L 25 7 8 8 4 2 1 1 0 1 1 62 105 15.43 1.929																					
31 Burke Badenhop, R (5, 1) ERA: 5.14	1.1 4 0 0 0 0 0 0 0 0 1 0 10 15 0.00 0.000																					
40 Wade Davis, R (7, 1) ERA: 2.57	2.0 11 3 1 1 2 2 0 0 0 1 0 33 53 4.50 2.500																					
27 Cesar Ramos, L (9, 1) ERA:	1.0 3 0 0 0 0 0 0 0 0 0 0 6 8 0.00 0.000																					

Oakland Athletics @ Tampa Bay Rays
Tropicana Field, St. Petersburg, FL
Sun May 06 2012, 1:43 PM - 5:12 PM EDT
Att: 23,873 - Dome - 72 F

AB	35
R	9
H	10
RBI	9
BB	5
SO	6
LOB	14



Batter	1	2	3	4	5	6	7	8	9	AB	R	H	RBI	BB	SO	LOB	BOTTOM					
8 Desmond Jennings, R OBP: 0.339, SLG: 0.405										1	1	0	0	1	0	0						
10 Will Rhymes, L OBP: 0.234, SLG: 0.234										3	0	0	0	0	2	0						
2 B.J. Upton, R OBP: 0.375, SLG: 0.542										2	2	1	1	3	0	0						
23 Carlos Pena, L OBP: 0.398, SLG: 0.447										3	1	0	0	2	1	1						
7 Jeff Keppinger, R OBP: 0.328, SLG: 0.459										3	0	1	1	0	0	2						
30 Luke Scott, L OBP: 0.301, SLG: 0.529										3	1	0	0	0	0	1						
1 Sean Rodriguez, R OBP: 0.283, SLG: 0.309										3	0	1	1	1	0	0						
20 Matt Joyce, L OBP: 0.382, SLG: 0.596										4	0	3	2	0	0	0						
16 Chris Gimenez, R (1, 2) OBP: 0.250, SLG: 0.257										4	0	0	0	0	2	5						
9 Elliot Johnson, S OBP: 0.262, SLG: 0.270										4	0	0	0	0	1	3						
Inning Stats	R: 4 E: 0 K: 0 S: 22	H: 2 LOB: 1 BB: 3 P: 41	R: 0 E: 0 K: 0 S: 9	H: 0 LOB: 1 BB: 1 P: 16	R: 0 E: 0 K: 0 S: 8	H: 0 LOB: 0 BB: 0 P: 12	R: 0 E: 0 K: 0 S: 8	H: 1 LOB: 0 BB: 0 P: 10	R: 1 E: 0 K: 1 S: 10	H: 2 LOB: 1 BB: 1 P: 15	R: 0 E: 0 K: 1 S: 6	H: 0 LOB: 0 BB: 0 P: 8	R: 0 E: 0 K: 1 S: 14	H: 0 LOB: 2 BB: 2 P: 24	R: 0 E: 0 K: 2 S: 9	H: 1 LOB: 2 BB: 1 P: 20	R: 0 E: 0 K: 1 S: 9	H: 0 LOB: 0 BB: 0 P: 14	1B: 5 2B: 0 3B: 0 HR: 1	SF: 1 SAC: 0 DP: 2 HBP: 1	WP: 0 PB: 1 SB: 2 CS: 0	PA: 39
PITCHER	IP WLS BF H R ER SO BB IBB HBP BLK WP HR S P ERA WHIP																					
57 Tommy Milone, L (1, 1) ERA: 4.42	5.0 W 23 4 5 5 1 4 0 1 0 0 0 19 30 0.00 1.200																					
13 Jerry Blevins, L (6, 1) ERA: 1.42	1.2 H 7 0 0 0 2 2 0 0 0 0 0 0 19 30 0.00 1.200																					
48 Ryan Cook, R (7, 1) ERA:	0.1 H 1 0 0 0 0 0 0 0 0 0 0 1 2 0.00 0.000																					
40 Brian Fuentes, L (8, 1) ERA: 3.46	1.0 5 1 0 0 2 1 0 0 0 0 0 9 20 0.00 2.000																					
77 Jordan Norberto, L (9, 1) ERA: 3.86	1.0 3 0 0 0 1 0 0 0 0 0 0 9 14 0.00 0.000																					

Oakland Athletics @ Tampa Bay Rays
Tropicana Field, St. Petersburg, FL
Sun May 06 2012, 1:43 PM - 5:12 PM EDT
Att: 23,873 - Dome - 72 F

AB	30
R	5
H	6
RBI	5
BB	7
SO	6
LOB	12



Batter	1	2	3	4	5	6	7	8	9	AB	R	H	RBI	BB	SO	LOB	TOP										
18 Ben Zobrist, S OBP: 0.361, SLG: 0.433										3	1	2	0	2	0	0	<p>Tampa Bay Rays @ New York Yankees Yankee Stadium, Bronx, NY Tue May 08 2012, 7:09 PM - 10:16 PM EDT Att: 37,086 - Cloudy - 61 F</p>										
23 Carlos Pena, L OBP: 0.383, SLG: 0.426										5	0	0	0	0	4	6											
2 B.J. Upton, R OBP: 0.350, SLG: 0.500										4	0	0	0	0	2	2											
20 Matt Joyce, L OBP: 0.377, SLG: 0.576										3	0	0	0	1	1	0											
30 Luke Scott, L OBP: 0.299, SLG: 0.551										4	1	1	1	0	3	1											
7 Jeff Keppinger, R OBP: 0.338, SLG: 0.453										3	0	1	0	1	0	0											
10 Will Rhymes, L OBP: 0.381, SLG: 0.400										3	0	2	0	1	0	0											
1 Sean Rodriguez, R OBP: 0.281, SLG: 0.306										4	0	1	0	0	1	4											
2B José Molina, R OBP: 0.262, SLG: 0.386										3	1	1	1	0	1	2											
19 Brandon Allen, L OBP: 0.143, SLG: 0.211										1	0	0	0	0	1	2											
Inning Stats	R: 0 H: 1 E: 0 K: 2 S: 9	H: 1 LOB: 1 BB: 0 P: 16	R: 0 H: 0 E: 0 K: 2 S: 7	H: 0 LOB: 0 BB: 0 P: 9	R: 0 H: 0 E: 0 K: 0 S: 7	H: 0 LOB: 0 BB: 0 P: 9	R: 0 H: 0 E: 0 K: 1 S: 6	H: 0 LOB: 0 BB: 0 P: 7	R: 0 H: 2 E: 0 K: 2 S: 12	H: 2 LOB: 2 BB: 0 P: 18	R: 1 H: 1 E: 0 K: 0 S: 7	H: 1 LOB: 0 BB: 1 P: 14	R: 1 H: 2 E: 0 K: 1 S: 11	H: 2 LOB: 2 BB: 1 P: 20	R: 1 H: 1 E: 0 K: 3 S: 16	H: 1 LOB: 1 BB: 1 P: 26	R: 0 H: 1 E: 0 K: 2 S: 14	H: 1 LOB: 3 BB: 2 P: 25	1B: 4 2B: 2 3B: 1 HR: 2	SF: 0 SAC: 0 DP: 2 HBP: 0	WP: 1 PB: 0 SB: 0 CS: 1	PA: 38					
PITCHER	IP	WLS	BF	H	R	ER	SO	BB	IBB	HBP	BLK	WP	HR	S	P	ERA	WHIP										
47 Iván Nova, R ERA: 5.02	7.0	W	27	6	2	2	8	2	0	0	0	0	2	59	93	2.57	1.143										
29 Rafael Soriano, R ERA: 2.45	1.0	H	5	1	1	1	3	1	0	0	0	1	0	16	26	9.00	2.000										
30 David Robertson, R ERA:	1.0	S	6	1	0	0	2	2	0	0	0	0	0	14	25	0.00	3.000										

Batter	1	2	3	4	5	6	7	8	9	AB	R	H	RBI	BB	SO	LOB	BOTTOM										
2 Derek Jeter, R OBP: 0.434, SLG: 0.584										4	0	1	0	0	0	1	<p>Tampa Bay Rays @ New York Yankees Yankee Stadium, Bronx, NY Tue May 08 2012, 7:09 PM - 10:16 PM EDT Att: 37,086 - Cloudy - 61 F</p>										
14 Curtis Granderson, L OBP: 0.362, SLG: 0.602										4	1	1	1	0	0	2											
13 Alex Rodriguez, R OBP: 0.381, SLG: 0.430										3	1	1	0	1	2	1											
24 Robinson Canó, L OBP: 0.313, SLG: 0.390										3	0	1	0	1	1	1											
25 Mark Teixeira, S OBP: 0.279, SLG: 0.387										3	0	1	1	1	0	3											
33 Nick Swisher, S OBP: 0.333, SLG: 0.600										4	1	0	0	0	1	3											
27 Raul Ibanez, L OBP: 0.317, SLG: 0.520										4	2	2	3	0	0	1											
55 Russell Martin, R OBP: 0.319, SLG: 0.329										3	0	0	0	0	0	0											
26 Eduardo Núñez, R OBP: 0.321, SLG: 0.347										3	0	1	0	0	1	0											
45 Dewayne Wise, L OBP: 0.375, SLG: 0.429										0	0	0	0	0	0	0											
Inning Stats	R: 0 H: 0 E: 0 K: 0 S: 12	H: 0 LOB: 2 BB: 2 P: 24	R: 0 H: 0 E: 0 K: 1 S: 9	H: 0 LOB: 0 BB: 0 P: 14	R: 0 H: 1 E: 0 K: 1 S: 14	H: 1 LOB: 0 BB: 0 P: 18	R: 2 H: 2 E: 0 K: 0 S: 11	H: 2 LOB: 0 BB: 0 P: 18	R: 1 H: 1 E: 0 K: 2 S: 18	H: 1 LOB: 0 BB: 0 P: 26	R: 0 H: 0 E: 0 K: 0 S: 5	H: 0 LOB: 0 BB: 1 P: 9	R: 1 H: 2 E: 0 K: 0 S: 11	H: 2 LOB: 1 BB: 0 P: 20	R: 1 H: 1 E: 0 K: 1 S: 16	H: 2 LOB: 1 BB: 0 P: 24	1B: 3 2B: 2 3B: 0 HR: 3	SF: 0 SAC: 0 DP: 1 HBP: 0	WP: 2 PB: 0 SB: 0 CS: 0	PA: 34							
PITCHER	IP	WLS	BF	H	R	ER	SO	BB	IBB	HBP	BLK	WP	HR	S	P	ERA	WHIP										
33 James Shields, R ERA: 3.23	6.0	L	24	4	3	3	4	3	0	0	0	0	1	10	19	13.50	3.000										
31 Burke Badenhop, R ERA: 5.52	0.2		4	2	1	1	0	0	0	0	0	0	0	9	12	13.50	1.500										
57 Jake McGee, L ERA: 2.89	0.2		3	1	1	1	1	0	0	0	0	0	0	8	13	0.00	1.500										
62 Joel Peralta, R ERA: 5.4	0.2		3	1	0	0	0	0	0	0	0	1	0	8	13	0.00	1.500										

AB	33
R	3
H	8
RBI	2
BB	5
SO	13
LOB	17



AB	31
R	5
H	8
RBI	5
BB	3
SO	5
LOB	12



Batter	1	2	3	4	5	6	7	8	9	AB	R	H	RBI	BB	SO	LOB	TOP					
18 Ben Zobrist, S OBP: 0.356, SLG: 0.434	G6-3	K		F7			FC4-6		F8	5	0	0	0	0	1	4	Tampa Bay Rays @ New York Yankees Yankee Stadium, Bronx, NY Thu May 10 2012, 7:09 PM - 9:56 PM EDT Att: 37,720 - Partly Cloudy - 61 F					
1 Sean Rodriguez, R OBP: 0.298, SLG: 0.315	HBP	1B		G6-3			1B			3	1	2	1	0	0	0						
2 B.J. Upton, R OBP: 0.333, SLG: 0.458	K	K		G6-3			K			4	0	0	0	0	3	5						
7 Jeff Keppinger, R OBP: 0.333, SLG: 0.441	1B			G1-3			G5-3			4	0	1	0	0	1	0						
11 Brandon Guyer, R (1, 7)	FC5			G6-3			G5-3			4	0	0	0	0	1	2						
23 Carlos Pena, L OBP: 0.380, SLG: 0.409	1B			F9			K			4	0	1	1	0	2	0						
9 Elliot Johnson, S OBP: 0.306, SLG: 0.326		1B		G6-3			K			3	2	2	0	1	1	0						
16 Chris Gimenez, R OBP: 0.262, SLG: 0.268	FC5			G6-3			1B			3	0	2	0	0	0	1						
20 Matt Joyce, L OBP: 0.375, SLG: 0.592	1B			G6-3			1B			1	0	0	0	0	0	1						
10 Will Rhymes, L OBP: 0.267, SLG: 0.276	B5			G6-3			K			4	0	0	1	0	1	5						
Inning Stats	R: 1 E: 1 K: 1 S: 13	H: 2 LOB: 2 BB: 0 P: 19	R: 1 E: 1 K: 2 S: 14	H: 2 LOB: 2 BB: 0 P: 19	R: 0 E: 0 K: 0 S: 7	H: 0 LOB: 0 BB: 0 P: 10	R: 0 E: 0 K: 0 S: 11	H: 1 LOB: 1 BB: 1 P: 20	R: 0 E: 0 K: 3 S: 11	H: 0 LOB: 0 BB: 0 P: 15	R: 0 E: 0 K: 2 S: 12	H: 2 LOB: 2 BB: 0 P: 15	R: 0 E: 0 K: 1 S: 6	H: 0 LOB: 0 BB: 0 P: 10	R: 1 E: 0 K: 0 S: 10	H: 1 LOB: 0 BB: 0 P: 12	1B: 8 2B: 0 3B: 0 HR: 0	SF: 0 SAC: 0 DP: 1 HBP: 1	WP: 0 PB: 0 SB: 1 CS: 0	PA: 37		
PITCHER	IP WLS BF H R ER SO BB IBB HBP BLK WP HR S P ERA WHIP	IP WLS BF H R ER SO BB IBB HBP BLK WP HR S P ERA WHIP	IP WLS BF H R ER SO BB IBB HBP BLK WP HR S P ERA WHIP	IP WLS BF H R ER SO BB IBB HBP BLK WP HR S P ERA WHIP	IP WLS BF H R ER SO BB IBB HBP BLK WP HR S P ERA WHIP	IP WLS BF H R ER SO BB IBB HBP BLK WP HR S P ERA WHIP	IP WLS BF H R ER SO BB IBB HBP BLK WP HR S P ERA WHIP	IP WLS BF H R ER SO BB IBB HBP BLK WP HR S P ERA WHIP	IP WLS BF H R ER SO BB IBB HBP BLK WP HR S P ERA WHIP	IP WLS BF H R ER SO BB IBB HBP BLK WP HR S P ERA WHIP	IP WLS BF H R ER SO BB IBB HBP BLK WP HR S P ERA WHIP	IP WLS BF H R ER SO BB IBB HBP BLK WP HR S P ERA WHIP	IP WLS BF H R ER SO BB IBB HBP BLK WP HR S P ERA WHIP	IP WLS BF H R ER SO BB IBB HBP BLK WP HR S P ERA WHIP	IP WLS BF H R ER SO BB IBB HBP BLK WP HR S P ERA WHIP	IP WLS BF H R ER SO BB IBB HBP BLK WP HR S P ERA WHIP	IP WLS BF H R ER SO BB IBB HBP BLK WP HR S P ERA WHIP	IP WLS BF H R ER SO BB IBB HBP BLK WP HR S P ERA WHIP	IP WLS BF H R ER SO BB IBB HBP BLK WP HR S P ERA WHIP	IP WLS BF H R ER SO BB IBB HBP BLK WP HR S P ERA WHIP	IP WLS BF H R ER SO BB IBB HBP BLK WP HR S P ERA WHIP	IP WLS BF H R ER SO BB IBB HBP BLK WP HR S P ERA WHIP
52 CC Sabathia, L ERA: 3.51	8.0	W	33	7	2	0	10	1	0	0	0	0	0	0	0	0	0.00	1.000				
29 Rafael Soriano, R ERA: 2.77	1.0	S	4	1	1	1	0	0	0	0	0	0	0	0	0	0	9.00	1.000				

AB	35
R	3
H	8
RBI	3
BB	1
SO	10
LOB	18



Batter	1	2	3	4	5	6	7	8	9	AB	R	H	RBI	BB	SO	LOB	BOTTOM					
2 Derek Jeter, R OBP: 0.421, SLG: 0.556	G5-3	BB		G4-3			G5-3		K	4	0	0	0	1	1	2	Tampa Bay Rays @ New York Yankees Yankee Stadium, Bronx, NY Thu May 10 2012, 7:09 PM - 9:56 PM EDT Att: 37,720 - Partly Cloudy - 61 F					
33 Nick Swisher, S OBP: 0.362, SLG: 0.582	K	L1-3		L1-3			G6-3			4	1	1	0	0	1	2						
24 Robinson Cano, L OBP: 0.331, SLG: 0.437	1B			1B			F7			4	1	3	2	0	0	0						
13 Alex Rodriguez, R OBP: 0.388, SLG: 0.443	1B			L5			1B			4	1	2	0	0	1	1						
25 Mark Teixeira, S OBP: 0.269, SLG: 0.364	F8			FC6-4			BB			3	0	0	0	1	0	3						
14 Curtis Granderson, L OBP: 0.397, SLG: 0.595	HR			F8			G4-6-3			4	1	1	1	0	1	3						
22 Andrew Jones, R OBP: 0.304, SLG: 0.429	G5-3			G5-3			2B			4	0	1	1	0	1	0						
45 Dewayne Wise, L OBP: 0.250, SLG: 0.273				G5-3			2B			0	0	0	0	0	0	0						
26 Eduardo Núñez, R OBP: 0.356, SLG: 0.373				1B			1B			2	1	2	0	1	0	0						
17 Jayson Nix, R				1B			1B			1	0	0	0	0	0	0						
19 Chris Stewart, R OBP: 0.269, SLG: 0.280	E1			K			G5-3			4	0	1	1	0	1	3						
Inning Stats	R: 0 E: 0 K: 1 S: 10	H: 2 LOB: 2 BB: 0 P: 12	R: 2 E: 1 K: 0 S: 13	H: 2 LOB: 1 BB: 2 P: 23	R: 0 E: 0 K: 0 S: 10	H: 1 LOB: 1 BB: 0 P: 16	R: 0 E: 0 K: 1 S: 7	H: 1 LOB: 1 BB: 0 P: 10	R: 3 E: 0 K: 0 S: 14	H: 5 LOB: 2 BB: 1 P: 24	R: 0 E: 0 K: 0 S: 9	H: 0 LOB: 0 BB: 0 P: 15	R: 0 E: 0 K: 2 S: 7	H: 0 LOB: 0 BB: 0 P: 10	R: 0 E: 1 K: 2 S: 13	H: 0 LOB: 1 BB: 0 P: 18	1B: 7 2B: 3 3B: 0 HR: 2	SF: 0 SAC: 0 DP: 2 HBP: 0	WP: 0 PB: 0 SB: 2 CS: 0	PA: 37		
PITCHER	IP WLS BF H R ER SO BB IBB HBP BLK WP HR S P ERA WHIP	IP WLS BF H R ER SO BB IBB HBP BLK WP HR S P ERA WHIP	IP WLS BF H R ER SO BB IBB HBP BLK WP HR S P ERA WHIP	IP WLS BF H R ER SO BB IBB HBP BLK WP HR S P ERA WHIP	IP WLS BF H R ER SO BB IBB HBP BLK WP HR S P ERA WHIP	IP WLS BF H R ER SO BB IBB HBP BLK WP HR S P ERA WHIP	IP WLS BF H R ER SO BB IBB HBP BLK WP HR S P ERA WHIP	IP WLS BF H R ER SO BB IBB HBP BLK WP HR S P ERA WHIP	IP WLS BF H R ER SO BB IBB HBP BLK WP HR S P ERA WHIP	IP WLS BF H R ER SO BB IBB HBP BLK WP HR S P ERA WHIP	IP WLS BF H R ER SO BB IBB HBP BLK WP HR S P ERA WHIP	IP WLS BF H R ER SO BB IBB HBP BLK WP HR S P ERA WHIP	IP WLS BF H R ER SO BB IBB HBP BLK WP HR S P ERA WHIP	IP WLS BF H R ER SO BB IBB HBP BLK WP HR S P ERA WHIP	IP WLS BF H R ER SO BB IBB HBP BLK WP HR S P ERA WHIP	IP WLS BF H R ER SO BB IBB HBP BLK WP HR S P ERA WHIP	IP WLS BF H R ER SO BB IBB HBP BLK WP HR S P ERA WHIP	IP WLS BF H R ER SO BB IBB HBP BLK WP HR S P ERA WHIP	IP WLS BF H R ER SO BB IBB HBP BLK WP HR S P ERA WHIP	IP WLS BF H R ER SO BB IBB HBP BLK WP HR S P ERA WHIP	IP WLS BF H R ER SO BB IBB HBP BLK WP HR S P ERA WHIP	IP WLS BF H R ER SO BB IBB HBP BLK WP HR S P ERA WHIP
14 David Price, L ERA: 2.98	7.0	L	33	11	5	5	4	3	0	0	0	0	0	0	0	0	6.43	2.000				
31 Burke Badenhop, R ERA: 5.17	1.0		4	0	0	0	2	0	0	0	0	0	0	0	0	0	0.00	0.000				

AB	34
R	5
H	11
RBI	5
BB	3
SO	6
LOB	14



Batter	1	2	3	4	5	6	7	8	9	AB	R	H	RBI	BB	SO	LOB	TOP			
18 Ben Zobrist, S OBP: 0.362, SLG: 0.414										3	0	0	0	1	0	2	<p>Tampa Bay Rays @ Baltimore Orioles Oriole Park at Camden Yards, Baltimore, MD Sat May 12 2012, 7:08 PM - 10:07 PM EDT Att: 32,862 - Partly Cloudy - 77 F</p>			
1 Sean Rodriguez, R OBP: 0.295, SLG: 0.310										4	0	1	0	0	1	2				
2 B.J. Upton, R OBP: 0.325, SLG: 0.424										4	0	1	0	0	1	2				
7 Jeff Keppinger, R OBP: 0.325, SLG: 0.413										4	1	1	0	0	2	1				
11 Brandon Guyer, R OBP: 0.143, SLG: 0.571 28 José Molina, R OBP: 0.258, SLG: 0.371										3	2	1	1	0	0	2				
30 Luke Scott, L OBP: 0.309, SLG: 0.540										4	0	1	2	0	1	0				
9 Elliot Johnson, S OBP: 0.309, SLG: 0.327 23 Carlos Pena, L OBP: 0.372, SLG: 0.392										3	0	1	0	0	0	0				
16 Chris Gimenez, R OBP: 0.273, SLG: 0.279 20 Matt Joyce, L OBP: 0.375, SLG: 0.573										2	0	1	0	0	0	0				
10 Will Rhymes, L OBP: 0.242, SLG: 0.250										3	0	0	0	0	1	1				
Inning Stats	R: 0 H: 1 E: 0 K: 1 S: 10	H: 1 LOB: 1 BB: 1 P: 18	R: 1 H: 1 E: 0 K: 0 S: 5	H: 1 LOB: 0 BB: 0 P: 10	R: 0 H: 0 E: 1 K: 1 S: 15	H: 0 LOB: 1 BB: 0 P: 21	R: 0 H: 0 E: 0 K: 2 S: 9	H: 0 LOB: 0 BB: 0 P: 11	R: 0 H: 1 E: 0 K: 1 S: 10	H: 1 LOB: 1 BB: 0 P: 14	R: 2 H: 4 E: 1 K: 1 S: 19	H: 4 LOB: 2 BB: 0 P: 27	R: 0 H: 0 E: 0 K: 2 S: 8	H: 0 LOB: 0 BB: 0 P: 16	R: 0 H: 0 E: 0 K: 0 S: 5	H: 0 LOB: 0 BB: 0 P: 9		1B: 6 2B: 0 3B: 0 HR: 1	SF: 0 SAC: 0 DP: 1 HBP: 0	WP: 0 PB: 0 SB: 1 CS: 0
PITCHER	IP: 5.2 WLS: W BF: 25 ERA: 5.5	H: 7 R: 3 ER: 2 SO: 5	BB: 1 IBB: 0 HBP: 0 BLK: 0	WP: 0 HR: 1 S: 64 P: 95	ERA: 3.18 WHIP: 1.412	PITCHER										IP: 5.2 WLS: W BF: 25 ERA: 5.5	H: 7 R: 3 ER: 2 SO: 5	BB: 1 IBB: 0 HBP: 0 BLK: 0	WP: 0 HR: 1 S: 64 P: 95	ERA: 3.18 WHIP: 1.412

AB 34
R 3
H 7
RBI 3
BB 1
SO 8
LOB 12



Batter	1	2	3	4	5	6	7	8	9	AB	R	H	RBI	BB	SO	LOB	BOTTOM			
11 Robert Andino, R OBP: 0.331, SLG: 0.414										4	0	1	0	0	1	1	<p>Tampa Bay Rays @ Baltimore Orioles Oriole Park at Camden Yards, Baltimore, MD Sat May 12 2012, 7:08 PM - 10:07 PM EDT Att: 32,862 - Partly Cloudy - 77 F</p>			
2 J.J. Hardy, R OBP: 0.280, SLG: 0.457										4	1	1	0	0	2	1				
21 Nick Markakis, L OBP: 0.338, SLG: 0.438										2	0	0	0	2	1	1				
10 Adam Jones, R OBP: 0.342, SLG: 0.581										4	1	2	2	0	0	1				
32 Matt Wieters, S OBP: 0.354, SLG: 0.518										3	1	0	0	1	2	3				
24 Wilson Betemit, S OBP: 0.301, SLG: 0.464										3	0	0	0	1	3	2				
35 Bill Hall, R OBP: 0.189, SLG: 1.333 3 Ryan Flaherty, L OBP: 0.189, SLG: 0.257										3	1	1	1	1	2	5				
6 Steve Tolleson, R OBP: 0.286, SLG: 0.429										4	0	1	1	0	0	1				
25 Luis Exposito, R OBP: 0.100, SLG: 0.100										3	1	0	0	0	1	1				
Inning Stats	R: 0 H: 4 E: 0 K: 1 S: 9	H: 1 LOB: 0 BB: 0 P: 15	R: 2 H: 1 E: 3 K: 3 S: 16	H: 1 LOB: 1 BB: 1 P: 25	R: 0 H: 0 E: 0 K: 0 S: 8	H: 0 LOB: 1 BB: 1 P: 16	R: 0 H: 0 E: 0 K: 2 S: 14	H: 0 LOB: 1 BB: 1 P: 25	R: 2 H: 2 E: 0 K: 1 S: 16	H: 2 LOB: 3 BB: 2 P: 34	R: 0 H: 0 E: 0 K: 1 S: 9	H: 0 LOB: 0 BB: 0 P: 12	R: 0 H: 1 E: 0 K: 3 S: 12	H: 1 LOB: 1 BB: 0 P: 16	R: 1 H: 1 E: 0 K: 1 S: 11	H: 1 LOB: 0 BB: 0 P: 18		1B: 3 2B: 2 3B: 0 HR: 1	SF: 0 SAC: 0 DP: 0 HBP: 0	WP: 0 PB: 0 SB: 0 CS: 1
PITCHER	IP: 4.1 WLS: L BF: 22 ERA: 5.31	H: 4 R: 4 ER: 1 SO: 6	BB: 4 IBB: 0 HBP: 0 BLK: 0	WP: 0 HR: 0 S: 56 P: 101	ERA: 2.08 WHIP: 1.846	PITCHER										IP: 4.1 WLS: L BF: 22 ERA: 5.31	H: 4 R: 4 ER: 1 SO: 6	BB: 4 IBB: 0 HBP: 0 BLK: 0	WP: 0 HR: 0 S: 56 P: 101	ERA: 2.08 WHIP: 1.846

AB 30
R 5
H 6
RBI 4
BB 5
SO 12
LOB 16



Batter	1	2	3	4	5	6	7	8	9	AB R H RBI BB SO LOB	TOP											
18 Ben Zobrist, S OBP: 0.377, SLG: 0.479										4 2 1 1 1 2 3	<p>Tampa Bay Rays @ Toronto Blue Jays Rogers Centre, Toronto, ON Mon May 14 2012, 7:09 PM - 10:29 PM EDT Att: 15,289 - Partly Cloudy - 64 F</p> <p>livebaseballscorecards.com</p> <p>AB 34 R 7 H 8 RBI 7 BB 6 SO 14 LOB 22</p>											
2 B.J. Upton, R OBP: 0.333, SLG: 0.397										3 1 1 0 2 2 1												
20 Matt Joyce, L OBP: 0.367, SLG: 0.549										5 1 1 1 0 2 4												
23 Carlos Pena, L OBP: 0.367, SLG: 0.395										4 1 0 0 1 3 5												
30 Luke Scott, L OBP: 0.292, SLG: 0.500										5 1 1 2 0 3 4												
1 Sean Rodriguez, R OBP: 0.299, SLG: 0.324										4 0 2 2 0 1 0												
10 Will Rhymes, L OBP: 0.286, SLG: 0.300										3 1 1 0 0 0 1												
16 Chris Gimenez, R OBP: 0.250, SLG: 0.240										4 0 0 0 0 0 3												
9 Elliot Johnson, S OBP: 0.418										2 0 1 1 2 1 1												
Inning Stats	R: 0 E: 0 K: 2 S: 11	H: 0 LOB: 2 BB: 2 P: 23	R: 0 E: 0 K: 0 S: 8	H: 0 LOB: 0 BB: 1 P: 12	R: 0 E: 0 K: 2 S: 9	H: 0 LOB: 1 BB: 1 P: 14	R: 0 E: 0 K: 2 S: 10	H: 0 LOB: 0 BB: 0 P: 14	R: 6 E: 0 K: 1 S: 18	H: 5 LOB: 1 BB: 1 P: 27	R: 0 E: 0 K: 1 S: 7	H: 0 LOB: 0 BB: 1 P: 17	R: 0 E: 0 K: 3 S: 14	H: 1 LOB: 0 BB: 0 P: 17	R: 0 E: 0 K: 1 S: 9	H: 1 LOB: 1 BB: 0 P: 12	R: 1 E: 0 K: 2 S: 9	H: 1 LOB: 1 BB: 1 P: 15	1B: 5 2B: 2 3B: 0 HR: 1	SF: 0 SAC: 0 DP: 1 HBP: 1	WP: 1 PB: 0 SB: 2 CS: 1	PA: 42
PITCHER	IP WLS BF H R ER SO BB IBB HBP BLK WP HR S P ERA WHIP											IP WLS BF H R ER SO BB IBB HBP BLK WP HR S P ERA WHIP										
23 Brandon Morrow, R ERA: 3.08	(1, 1) 5.0 L 25 5 6 6 7 4 0 0 0 0 1 0 56 90 10.80 1.800																					
47 Luis Perez, L ERA: 2.45	(6, 1) 1.0 3 0 0 0 1 1 0 0 0 0 0 0 7 17 0.00 1.000																					
46 Evan Crawford, L ERA: 3.6	(7, 1) 1.0 4 1 0 0 3 0 0 0 0 0 0 0 14 17 0.00 1.000																					
48 Francisco Cordero, R ERA: 8.1	(8, 1) 1.0 4 1 0 0 1 0 0 1 0 0 0 0 9 12 0.00 1.000																					
33 Carlos Villanueva, R ERA: 5.78	(9, 1) 1.0 5 1 1 1 2 1 0 0 0 0 0 1 9 15 9.00 2.000																					

Batter	1	2	3	4	5	6	7	8	9	AB R H RBI BB SO LOB	BOTTOM											
2 Kelly Johnson, L OBP: 0.363, SLG: 0.422										5 0 2 1 0 1 2	<p>Tampa Bay Rays @ Toronto Blue Jays Rogers Centre, Toronto, ON Mon May 14 2012, 7:09 PM - 10:29 PM EDT Att: 15,289 - Partly Cloudy - 64 F</p> <p>livebaseballscorecards.com</p> <p>AB 31 R 1 H 4 RBI 1 BB 6 SO 9 LOB 16</p>											
5 Yunel Escobar, R OBP: 0.298, SLG: 0.315									4 0 0 0 0 1 3													
17 Omar Vizquel, S OBP: 0.176, SLG: 0.125									0 0 0 0 0 0 0													
19 José Bautista, R OBP: 0.323, SLG: 0.403									3 0 0 0 1 1 0													
26 Adam Lind, L OBP: 0.273, SLG: 0.316									3 0 0 0 1 0 2													
10 Edwin Encarnación, R OBP: 0.331, SLG: 0.577									3 0 0 0 1 0 3													
14 Eric Thames, L OBP: 0.311, SLG: 0.398									3 0 1 0 1 1 0													
13 Brett Lawrie, R OBP: 0.329, SLG: 0.396									2 1 0 0 1 0 0													
28 Colby Rasmus, L OBP: 0.289, SLG: 0.369									1 0 0 0 0 1 2													
8 Ben Francisco, R OBP: 0.304, SLG: 0.286									3 0 0 0 1 2 2													
9 J.P. Arcibia, R OBP: 0.264, SLG: 0.364																						
Inning Stats	R: 0 E: 0 K: 0 S: 12	H: 1 LOB: 2 BB: 1 P: 23	R: 1 E: 0 K: 2 S: 12	H: 1 LOB: 2 BB: 2 P: 23	R: 0 E: 0 K: 1 S: 12	H: 1 LOB: 2 BB: 1 P: 21	R: 0 E: 0 K: 0 S: 9	H: 0 LOB: 0 BB: 0 P: 13	R: 0 E: 0 K: 0 S: 11	H: 0 LOB: 1 BB: 1 P: 20	R: 0 E: 0 K: 1 S: 8	H: 0 LOB: 0 BB: 0 P: 11	R: 0 E: 0 K: 1 S: 9	H: 0 LOB: 0 BB: 0 P: 13	R: 0 E: 0 K: 1 S: 7	H: 0 LOB: 0 BB: 0 P: 11	R: 0 E: 0 K: 3 S: 16	H: 1 LOB: 2 BB: 1 P: 24	1B: 4 2B: 0 3B: 0 HR: 0	SF: 0 SAC: 0 DP: 0 HBP: 0	WP: 0 PB: 0 SB: 1 CS: 0	PA: 37
PITCHER	IP WLS BF H R ER SO BB IBB HBP BLK WP HR S P ERA WHIP											IP WLS BF H R ER SO BB IBB HBP BLK WP HR S P ERA WHIP										
34 Jeff Niemann, R ERA: 3.38	(1, 1) 1.0 W 14 2 1 1 3 3 0 0 0 0 0 0 33 57 3.00 1.667																					
27 Cesar Ramos, L ERA: 2.25	(2, 1) 3.0 W 14 2 1 1 3 3 0 0 0 0 0 0 33 57 3.00 1.667																					
40 Wade Davis, R ERA: 2.04	(5, 1) 2.0 7 0 0 0 1 1 0 0 0 0 0 0 19 31 0.00 0.500																					
39 J.P. Howell, L ERA: 2.08	(7, 1) 1.0 3 0 0 0 1 0 0 0 0 0 0 0 9 13 0.00 0.000																					
31 Burke Badenhop, R ERA: 4.5	(8, 1) 1.0 3 0 0 0 1 0 0 0 0 0 0 0 7 11 0.00 0.000																					

Batter	1	2	3	4	5	6	7	8	9	AB	R	H	RBI	BB	SO	LOB	TOP					
18 Ben Zobrist, S OBP: 0.385, SLG: 0.500	F7		2B		2B		G4-3		F7	5	0	3	1	0	0	1						
2 B.J. Upton, R OBP: 0.330, SLG: 0.390	P3		1B		G3		G4-3		CS	4	0	1	0	0	0	3						
20 Matt Joyce, L OBP: 0.371, SLG: 0.547	E1				G3		K2-3			4	0	2	0	0	1	1						
23 Carlos Pena, L OBP: 0.364, SLG: 0.391	G4-3				K		G5-4-3			4	0	1	0	0	1	2						
30 Luke Scott, L OBP: 0.282, SLG: 0.482	G5-3				E5		L7		FC4-6	4	0	0	0	0	0	1						
1 Sean Rodriguez, R OBP: 0.298, SLG: 0.349	G6-3				G6-3		HR		FC6-4	4	1	1	1	0	0	2						
10 Will Rhymes, L OBP: 0.304, SLG: 0.318	G3-1				G3				P4	4	2	2	0	0	0	1						
28 José Molina, R OBP: 0.243, SLG: 0.348	G4-3				G4-3		FC6		K	4	1	0	0	0	1	2						
9 Elliot Johnson, S OBP: 0.373, SLG: 0.424	G4-3				G3		E7			4	0	2	0	0	0	1						
Inning Stats	R: 0 H: 1 E: 1 K: 0 S: 9	H: 1 LOB: 1 BB: 0 P: 11	R: 0 H: 0 E: 0 K: 0 S: 5	H: 0 LOB: 0 BB: 0 P: 7	R: 0 H: 2 E: 0 K: 0 S: 9	H: 2 LOB: 2 BB: 0 P: 13	R: 0 H: 0 E: 1 K: 1 S: 9	H: 0 LOB: 1 BB: 0 P: 11	R: 1 H: 2 E: 0 K: 0 S: 11	H: 2 LOB: 1 BB: 0 P: 18	R: 0 H: 1 E: 0 K: 0 S: 5	H: 1 LOB: 0 BB: 0 P: 8	R: 3 H: 4 E: 2 K: 1 S: 16	H: 4 LOB: 1 BB: 0 P: 23	R: 0 H: 1 E: 0 K: 0 S: 8	H: 1 LOB: 1 BB: 0 P: 12	R: 0 H: 1 E: 0 K: 1 S: 9	H: 1 LOB: 0 BB: 0 P: 11	1B: 9 2B: 2 3B: 0 HR: 1	SF: 0 SAC: 0 DP: 2 HBP: 0	WP: 1 PB: 0 SB: 0 CS: 1	PA: 38
PITCHER	IP	WLS	BF	H	R	ER	SO	BB	IBB	HBP	BLK	WP	HR	S	P	ERA	WHIP					
37 Henderson Alvarez III, R ERA: 2.62	6.2	L	29	10	4	2	1	0	0	0	0	1	1	60	86	2.70	1.500					
38 Darren Oliver, L ERA: 1.5	7.1		0.2	3	1	0	0	0	0	0	0	0	0	8	11	0.00	1.500					
54 Jason Frasor, R ERA: 3.14	8.1		0.2	2	0	0	0	0	0	0	0	0	0	4	6	0.00	0.000					
44 Casey Janssen, R ERA: 4.05	9.1		1.0	3	1	0	0	1	0	0	0	0	0	9	11	0.00	1.000					

Tampa Bay Rays @ Toronto Blue Jays
Rogers Centre, Toronto, ON
Tue May 15 2012, 7:08 PM - 9:44 PM EDT
Att. 15,612 - Clear - 73 F

AB 37
R 4
H 12
RBI 2
BB 0
SO 3
LOB 14



Batter	1	2	3	4	5	6	7	8	9	AB	R	H	RBI	BB	SO	LOB	BOTTOM						
2 Kelly Johnson, L OBP: 0.360, SLG: 0.417	FC9-6		K		G3		G4-3			4	0	1	0	0	1	2							
5 Yunel Escobar, R OBP: 0.291, SLG: 0.307	FC9-6		G5-3		G6-3				F9	4	0	0	0	0	0	2							
19 José Bautista, R OBP: 0.321, SLG: 0.398	F8		HR		K				P3	4	1	1	1	0	1	1							
10 Edwin Encarnación, R OBP: 0.329, SLG: 0.589	K		HR		K				F7	4	1	1	2	0	2	1							
8 Ben Francisco, R OBP: 0.269, SLG: 0.250	G6-3		K		G6-3				K	3	0	0	0	0	1	0							
14 Eric Thames, L OBP: 0.308, SLG: 0.394	G6-3		K		G6-3				K	1	0	0	0	0	1	0							
13 Brett Lawrie, R OBP: 0.333, SLG: 0.394	HR		HR		G5-3				K	3	0	1	0	0	1	0							
28 Colby Rasmus, L OBP: 0.281, SLG: 0.357	G4-3				G1-3				G3-1	4	0	0	0	0	0	2							
6 Jeff Mathis, R OBP: 0.323, SLG: 0.500	F9				P3				K	3	0	0	0	0	1	2							
11 Rajai Davis, R OBP: 0.333, SLG: 0.395	E6				G5-3					3	1	2	0	0	0	1							
Inning Stats	R: 0 H: 1 E: 0 K: 1 S: 15	H: 1 LOB: 1 BB: 0 P: 23	R: 0 H: 1 E: 0 K: 0 S: 9	H: 1 LOB: 0 BB: 0 P: 16	R: 3 H: 3 E: 1 K: 2 S: 14	H: 3 LOB: 0 BB: 0 P: 23	R: 0 H: 0 E: 0 K: 0 S: 9	H: 0 LOB: 1 BB: 0 P: 11	R: 0 H: 0 E: 0 K: 1 S: 6	H: 0 LOB: 0 BB: 0 P: 10	R: 0 H: 0 E: 0 K: 1 S: 7	H: 0 LOB: 0 BB: 0 P: 13	R: 0 H: 1 E: 0 K: 1 S: 10	H: 1 LOB: 1 BB: 0 P: 16	R: 0 H: 0 E: 0 K: 0 S: 4	H: 0 LOB: 0 BB: 0 P: 10	R: 0 H: 0 E: 0 K: 2 S: 7	H: 0 LOB: 0 BB: 0 P: 10	1B: 4 2B: 1 3B: 0 HR: 1	SF: 0 SAC: 0 DP: 0 HBP: 1	WP: 0 PB: 0 SB: 2 CS: 0	PA: 34	
PITCHER	IP	WLS	BF	H	R	ER	SO	BB	IBB	HBP	BLK	WP	HR	S	P	ERA	WHIP						
14 David Price, L ERA: 3.1	7.0	W	28	6	3	3	6	0	0	0	0	0	0	1	70	112	3.86	0.857					
62 Joel Peralta, R ERA: 5.74	1.0	H	3	0	0	0	0	0	0	0	0	0	0	4	10	0.00	0.000						
56 Fernando Rodney, R ERA: 0.51	1.0	S	3	0	0	0	2	0	0	0	0	0	0	7	10	0.00	0.000						

Tampa Bay Rays @ Toronto Blue Jays
Rogers Centre, Toronto, ON
Tue May 15 2012, 7:08 PM - 9:44 PM EDT
Att. 15,612 - Clear - 73 F

AB 33
R 3
H 6
RBI 3
BB 0
SO 8
LOB 11



Batter	1	2	3	4	5	6	7	8	9	AB	R	H	RBI	BB	SO	LOB	TOP			
12 Ryan Sweeney, L (1, 8) OBP: 0.341, SLG: 0.437										3	0	0	0	0	0	1	Boston Red Sox @ Tampa Bay Rays Tropicana Field, St. Petersburg, FL Wed May 16 2012, 7:12 PM - 10:39 PM EDT Att: 20,843 - Dome - 72 F livebaseballscorecards.com			
50 Mauro Gomez, R (7, PH) OBP: 0.237, SLG: 0.209										1	0	0	0	0	1					
23 Marlon Byrd, R (7, 8) OBP: 0.237, SLG: 0.209										0	0	0	0	0	0					
15 Dustin Pedroia, R (1, 4) OBP: 0.372, SLG: 0.503										4	0	1	0	0	1					
34 David Ortiz, L (1, 10) OBP: 0.413, SLG: 0.620										3	0	0	0	1	1					
28 Adrián González, L (1, 3) OBP: 0.351, SLG: 0.415										4	0	0	0	2	2					
64 Will Middlebrooks, R (1, 5) OBP: 0.316, SLG: 0.593										4	0	0	0	3	2					
39 Jarrod Saltalamacchia, R (1, 2) OBP: 0.299, SLG: 0.533										4	1	2	0	2	0					
7 Cody Ross, R (1, 9) OBP: 0.326, SLG: 0.472										3	0	1	0	1	1					
66 Daniel Nava, S (1, 7) OBP: 0.643, SLG: 0.842										4	0	1	1	0	1					
3 Mike Aviles, R (1, 6) OBP: 0.299, SLG: 0.450										3	0	2	0	0	2					
Inning Stats	R: 0 E: 0 K: 1 S: 14	H: 1 LOB: 2 BB: 1 P: 24	R: 0 E: 0 K: 3 S: 9	H: 0 LOB: 0 BB: 0 P: 14	R: 0 E: 0 K: 0 S: 10	H: 1 LOB: 1 BB: 0 P: 14	R: 1 E: 0 K: 0 S: 14	H: 2 LOB: 2 BB: 1 P: 25	R: 0 E: 0 K: 2 S: 13	H: 1 LOB: 1 BB: 0 P: 19	R: 0 E: 0 K: 0 S: 4	H: 1 LOB: 0 BB: 0 P: 7	R: 0 E: 0 K: 1 S: 9	H: 0 LOB: 0 BB: 0 P: 15	R: 0 E: 0 K: 2 S: 11	H: 1 LOB: 1 BB: 0 P: 13	1B: 5 2B: 2 HR: 0	SF: 0 SAC: 0 DP: 1 HBP: 0	WP: 0 PB: 0 SB: 0 CS: 0	PA: 35
PITCHER	IP WLS BF H R ER SO BB IBB HBP BLK WP HR S P ERA WHIP																			
58 Jeremy Hellickson, R (1, 1) ERA: 2.77	6.0 W 25 5 1 1 6 2 0 0 0 0 0 0 0 66 104 1.50 1.167																			
57 Jake McGee, L (7, 1) ERA: 2.13	1.0 H 3 1 0 0 0 0 0 0 0 0 0 0 0 4 7 0.00 1.000																			
62 Joel Peralta, R (8, 1) ERA: 5.4	1.0 H 3 0 0 0 1 0 0 0 0 0 0 0 9 15 0.00 0.000																			
56 Fernando Rodney, R (9, 1) ERA: 0.48	1.0 S 4 1 0 0 2 0 0 0 0 0 0 0 0 11 13 0.00 1.000																			

Batter	1	2	3	4	5	6	7	8	9	AB	R	H	RBI	BB	SO	LOB	BOTTOM			
18 Ben Zobrist, S (1, 9) OBP: 0.375, SLG: 0.484										4	0	0	0	0	1	Boston Red Sox @ Tampa Bay Rays Tropicana Field, St. Petersburg, FL Wed May 16 2012, 7:12 PM - 10:39 PM EDT Att: 20,843 - Dome - 72 F livebaseballscorecards.com				
2 B.J. Upton, R (1, 8) OBP: 0.316, SLG: 0.370										4	0	0	0	0	1					
20 Matt Joyce, L (1, 7) OBP: 0.375, SLG: 0.542										3	1	1	0	1	1					
23 Carlos Pena, L (1, 3) OBP: 0.367, SLG: 0.394										4	1	2	0	0	1					
30 Luke Scott, L (1, 10) OBP: 0.289, SLG: 0.483										2	0	1	1	0	0					
24 Rich Thompson, L (8, PR) (9, 10) OBP: 0.250, SLG: 0.240										4	0	2	0	0	3					
1 Sean Rodriguez, R (1, 5) (9, 4) OBP: 0.304, SLG: 0.354										2	0	1	0	1	2					
10 Will Rhymes, L (1, 4) ERA: 1.05										0	0	0	0	0	0					
16 Chris Gimenez, R (8, PR) (9, 2) OBP: 0.250, SLG: 0.240										2	0	0	0	1	2					
28 José Molina, R (1, 2) (9, 4) (9, 5) OBP: 0.247, SLG: 0.338										1	0	0	0	1	3					
7 Jeff Keppinger, R (8, PH) (9, 4) (9, 5) OBP: 0.318, SLG: 0.400										4	0	1	0	0	2					
9 Eliot Johnson, S (1, 6) OBP: 0.366, SLG: 0.413										4	0	1	0	0	2					
Inning Stats	R: 0 E: 0 K: 0 S: 6	H: 0 LOB: 0 BB: 0 P: 10	R: 1 E: 0 K: 1 S: 14	H: 1 LOB: 1 BB: 1 P: 25	R: 0 E: 0 K: 2 S: 12	H: 1 LOB: 1 BB: 0 P: 17	R: 0 E: 0 K: 1 S: 14	H: 2 LOB: 2 BB: 0 P: 19	R: 0 E: 0 K: 1 S: 9	H: 3 LOB: 3 BB: 1 P: 30	R: 1 E: 0 K: 2 S: 15	H: 0 LOB: 1 BB: 1 P: 16	R: 0 E: 0 K: 1 S: 12	H: 1 LOB: 3 BB: 0 P: 21	R: 0 E: 0 K: 1 S: 12	H: 1 LOB: 3 BB: 0 P: 21	1B: 8 2B: 0 HR: 0	SF: 1 SAC: 0 DP: 1 HBP: 2	WP: 1 PB: 0 SB: 1 CS: 0	PA: 36
PITCHER	IP WLS BF H R ER SO BB IBB HBP BLK WP HR S P ERA WHIP																			
11 Clay Buchholz, R (1, 1) ERA: 7.77	5.0 L 22 6 2 2 2 5 1 0 0 0 0 0 0 11 23 3.60 1.400																			
30 Andrew Miller, L (8, 1) ERA: 1.18	1.0 5 1 0 0 2 1 0 0 0 0 0 0 4 10 0.00 1.500																			
32 Matt Albers, R (7, 1) ERA: 4.15	0.2 3 0 0 0 0 1 0 0 0 0 0 0 4 10 0.00 1.500																			
46 Franklin Morales, L (7, 1) ERA: 4.15	0.2 4 1 0 0 1 0 0 0 1 2 1 0 9 19 0.00 1.500																			
48 Scott Atchison, R (8, 1) ERA: 1.14	0.2 2 0 0 0 1 0 0 0 0 0 0 0 6 8 0.00 0.000																			

Batter	1	2	3	4	5	6	7	8	9	AB	R	H	RBI	BB	SO	LOB	TOP						
3 Mike Aviles, R OBP: 0.298, SLG: 0.444 5 Nick Punto, S OBP: 0.295, SLG: 0.171										4	1	1	0	0	1	0							
15 Dustin Pedroia, R OBP: 0.373, SLG: 0.500										5	1	2	0	0	0	3							
34 David Ortiz, L OBP: 0.415, SLG: 0.614										3	1	1	0	1	0	1							
28 Adrián González, L OBP: 0.349, SLG: 0.407										3	0	0	0	0	1	2							
64 Will Middlebrooks, R OBP: 0.295, SLG: 0.552										4	0	0	0	0	2	5							
7 Cody Ross, R OBP: 0.338, SLG: 0.500										3	1	2	4	1	0	0							
66 Daniel Nava, S OBP: 0.594, SLG: 0.727										3	0	0	0	1	1	3							
23 Marlon Byrd, R OBP: 0.238, SLG: 0.237										4	1	1	1	0	3	2							
10 Kelly Shoppach, R OBP: 0.350, SLG: 0.442 39 Jarrod Saltalamacchia, (6 PH) OBP: 0.256, SLG: 0.327										3	0	0	0	0	2	0							
Inning Stats	R: 1 E: 0 K: 3 S: 20	H: 2 LOB: 3 BB: 1 P: 33	R: 1 E: 0 K: 0 S: 10	H: 2 LOB: 1 BB: 0 P: 16	R: 1 E: 0 K: 2 S: 14	H: 1 LOB: 0 BB: 0 P: 19	R: 0 E: 0 K: 2 S: 9	H: 0 LOB: 0 BB: 0 P: 15	R: 0 E: 0 K: 1 S: 6	H: 0 LOB: 0 BB: 0 P: 12	R: 0 E: 0 K: 0 S: 8	H: 0 LOB: 0 BB: 0 P: 11	R: 0 E: 0 K: 3 S: 9	H: 0 LOB: 0 BB: 0 P: 13	R: 2 E: 0 K: 1 S: 12	H: 2 LOB: 2 BB: 2 P: 23	R: 0 E: 0 K: 1 S: 7	H: 0 LOB: 0 BB: 0 P: 9	1B: 5 2B: 0 3B: 0 HR: 2	SF: 0 SAC: 0 DP: 0 HBP: 1	WP: 0 PB: 0 SB: 0 CS: 0	PA: 38	
PITCHER	IP ERA WLS BF H R ER SO BB IBB HBP BLK WP HR S P ERA WHIP	IP ERA WLS BF H R ER SO BB IBB HBP BLK WP HR S P ERA WHIP	IP ERA WLS BF H R ER SO BB IBB HBP BLK WP HR S P ERA WHIP	IP ERA WLS BF H R ER SO BB IBB HBP BLK WP HR S P ERA WHIP	IP ERA WLS BF H R ER SO BB IBB HBP BLK WP HR S P ERA WHIP	IP ERA WLS BF H R ER SO BB IBB HBP BLK WP HR S P ERA WHIP	IP ERA WLS BF H R ER SO BB IBB HBP BLK WP HR S P ERA WHIP	IP ERA WLS BF H R ER SO BB IBB HBP BLK WP HR S P ERA WHIP	IP ERA WLS BF H R ER SO BB IBB HBP BLK WP HR S P ERA WHIP	IP ERA WLS BF H R ER SO BB IBB HBP BLK WP HR S P ERA WHIP	IP ERA WLS BF H R ER SO BB IBB HBP BLK WP HR S P ERA WHIP	IP ERA WLS BF H R ER SO BB IBB HBP BLK WP HR S P ERA WHIP	IP ERA WLS BF H R ER SO BB IBB HBP BLK WP HR S P ERA WHIP	IP ERA WLS BF H R ER SO BB IBB HBP BLK WP HR S P ERA WHIP	IP ERA WLS BF H R ER SO BB IBB HBP BLK WP HR S P ERA WHIP	IP ERA WLS BF H R ER SO BB IBB HBP BLK WP HR S P ERA WHIP	IP ERA WLS BF H R ER SO BB IBB HBP BLK WP HR S P ERA WHIP	IP ERA WLS BF H R ER SO BB IBB HBP BLK WP HR S P ERA WHIP	IP ERA WLS BF H R ER SO BB IBB HBP BLK WP HR S P ERA WHIP	IP ERA WLS BF H R ER SO BB IBB HBP BLK WP HR S P ERA WHIP	IP ERA WLS BF H R ER SO BB IBB HBP BLK WP HR S P ERA WHIP	IP ERA WLS BF H R ER SO BB IBB HBP BLK WP HR S P ERA WHIP	IP ERA WLS BF H R ER SO BB IBB HBP BLK WP HR S P ERA WHIP

Boston Red Sox @ Tampa Bay Rays
Tropicana Field, St. Petersburg, FL
Thu May 17 2012, 7:13 PM - 10:27 PM EDT
Att: 19,842 - Dome - 72 F

AB	34
R	5
H	7
RBI	5
BB	3
SO	13
LOB	14



Batter	1	2	3	4	5	6	7	8	9	AB	R	H	RBI	BB	SO	LOB	BOTTOM						
18 Ben Zobrist, S OBP: 0.376, SLG: 0.477										4	0	1	0	1	1	2							
2 B.J. Upton, R OBP: 0.333, SLG: 0.393										3	1	2	1	1	1	0							
30 Luke Scott, L OBP: 0.286, SLG: 0.467										4	0	0	0	0	0	7							
7 Jeff Keppinger, R OBP: 0.333, SLG: 0.405										4	0	2	1	1	0	0							
23 Carlos Pena, L OBP: 0.357, SLG: 0.380										5	0	0	0	0	3	4							
1 Sean Rodriguez, R OBP: 0.300, SLG: 0.347										5	1	1	0	0	0	2							
9 Elliot Johnson, S OBP: 0.360, SLG: 0.394										3	0	0	0	1	3	2							
16 Chris Gimenez, R OBP: 0.236, SLG: 0.226 20 Matt Joyce, L OBP: 0.350, SLG: 0.554										3	0	0	0	0	0	3							
24 Rich Thompson, L OBP: 0.500, SLG: 0.333 28 José Molina, R OBP: 0.247, SLG: 0.338										3	0	1	1	0	1	0							
Inning Stats	R: 0 E: 0 K: 2 S: 9	H: 0 LOB: 0 BB: 0 P: 11	R: 0 E: 0 K: 1 S: 10	H: 1 LOB: 2 BB: 1 P: 19	R: 1 E: 1 K: 2 S: 11	H: 1 LOB: 2 BB: 0 P: 14	R: 1 E: 0 K: 1 S: 20	H: 2 LOB: 3 BB: 2 P: 34	R: 0 E: 0 K: 1 S: 6	H: 0 LOB: 0 BB: 0 P: 10	R: 0 E: 0 K: 0 S: 8	H: 2 LOB: 2 BB: 0 P: 12	R: 0 E: 0 K: 1 S: 6	H: 0 LOB: 0 BB: 0 P: 9	R: 1 E: 0 K: 1 S: 14	H: 2 LOB: 2 BB: 0 P: 23	R: 0 E: 0 K: 0 S: 11	H: 0 LOB: 0 BB: 0 P: 13	1B: 6 2B: 2 3B: 0 HR: 0	SF: 0 SAC: 0 DP: 0 HBP: 2	WP: 0 PB: 1 SB: 3 CS: 0	PA: 42	
PITCHER	IP ERA WLS BF H R ER SO BB IBB HBP BLK WP HR S P ERA WHIP	IP ERA WLS BF H R ER SO BB IBB HBP BLK WP HR S P ERA WHIP	IP ERA WLS BF H R ER SO BB IBB HBP BLK WP HR S P ERA WHIP	IP ERA WLS BF H R ER SO BB IBB HBP BLK WP HR S P ERA WHIP	IP ERA WLS BF H R ER SO BB IBB HBP BLK WP HR S P ERA WHIP	IP ERA WLS BF H R ER SO BB IBB HBP BLK WP HR S P ERA WHIP	IP ERA WLS BF H R ER SO BB IBB HBP BLK WP HR S P ERA WHIP	IP ERA WLS BF H R ER SO BB IBB HBP BLK WP HR S P ERA WHIP	IP ERA WLS BF H R ER SO BB IBB HBP BLK WP HR S P ERA WHIP	IP ERA WLS BF H R ER SO BB IBB HBP BLK WP HR S P ERA WHIP	IP ERA WLS BF H R ER SO BB IBB HBP BLK WP HR S P ERA WHIP	IP ERA WLS BF H R ER SO BB IBB HBP BLK WP HR S P ERA WHIP	IP ERA WLS BF H R ER SO BB IBB HBP BLK WP HR S P ERA WHIP	IP ERA WLS BF H R ER SO BB IBB HBP BLK WP HR S P ERA WHIP	IP ERA WLS BF H R ER SO BB IBB HBP BLK WP HR S P ERA WHIP	IP ERA WLS BF H R ER SO BB IBB HBP BLK WP HR S P ERA WHIP	IP ERA WLS BF H R ER SO BB IBB HBP BLK WP HR S P ERA WHIP	IP ERA WLS BF H R ER SO BB IBB HBP BLK WP HR S P ERA WHIP	IP ERA WLS BF H R ER SO BB IBB HBP BLK WP HR S P ERA WHIP	IP ERA WLS BF H R ER SO BB IBB HBP BLK WP HR S P ERA WHIP	IP ERA WLS BF H R ER SO BB IBB HBP BLK WP HR S P ERA WHIP	IP ERA WLS BF H R ER SO BB IBB HBP BLK WP HR S P ERA WHIP	IP ERA WLS BF H R ER SO BB IBB HBP BLK WP HR S P ERA WHIP

Boston Red Sox @ Tampa Bay Rays
Tropicana Field, St. Petersburg, FL
Thu May 17 2012, 7:13 PM - 10:27 PM EDT
Att: 19,842 - Dome - 72 F

AB	35
R	3
H	8
RBI	3
BB	4
SO	9
LOB	20



Batter	1	2	3	4	5	6	7	8	9	AB	R	H	RBI	BB	SO	LOB	TOP							
24 Michael Bourn, L (1,8) OBP: 0.386, SLG: 0.416										5	0	0	0	0	2	4	Atlanta Braves @ Tampa Bay Rays Tropicana Field, St. Petersburg, FL Fri May 18 2012, 7:12 PM - 10:15 PM EDT Att: 19,693 - Dome - 72 F							
14 Martín Prado, R (1,7) OBP: 0.396, SLG: 0.500										4	3	2	1	1	2	0								
5 Freddie Freeman, L (1,3) OBP: 0.335, SLG: 0.503										5	1	2	2	0	1	0								
26 Dan Uggla, R (1,4) OBP: 0.360, SLG: 0.421										4	0	0	0	1	2	1								
16 Brian McCann, L (1,2) OBP: 0.338, SLG: 0.439										4	0	2	1	0	0	1								
10 Chipper Jones, S (1,5) OBP: 0.372, SLG: 0.485										3	1	1	0	0	0	3								
25 Juan Francisco, L (8,PH) OBP: 0.258, SLG: 0.448										3	0	1	0	1	2	1								
22 Jason Heyward, L (1,9) OBP: 0.346, SLG: 0.444										3	0	0	0	1	2	3								
20 Eric Hinske, L (1,10) OBP: 0.365, SLG: 0.417										3	0	0	0	1	2	3								
1 Tyler Pastornicky, R (1,6) OBP: 0.306, SLG: 0.399										4	0	1	0	0	1	3								
2 Jack Wilson, R (8,6) OBP: 0.170, SLG: 0.156										0	0	0	0	0	0	0								
Inning Stats	R: 1 E: 0 K: 1 S: 11	H: 2 LOB: 1 BB: 0 P: 19	R: 1 E: 0 K: 1 S: 15	H: 2 LOB: 1 BB: 1 P: 25	R: 0 E: 0 K: 2 S: 11	H: 0 LOB: 0 BB: 0 P: 17	R: 0 E: 0 K: 2 S: 10	H: 1 LOB: 1 BB: 0 P: 13	R: 2 E: 1 K: 0 S: 16	H: 2 LOB: 2 BB: 2 P: 29	R: 0 E: 0 K: 2 S: 9	H: 0 LOB: 0 BB: 0 P: 12	R: 1 E: 0 K: 1 S: 10	H: 1 LOB: 0 BB: 0 P: 13	R: 0 E: 0 K: 1 S: 16	H: 2 LOB: 3 BB: 1 P: 26	R: 0 E: 0 K: 2 S: 8	H: 0 LOB: 0 BB: 0 P: 11	1B: 7 2B: 2 3B: 0 HR: 1	SF: 0 SAC: 0 DP: 1 HBP: 0	WP: 1 PB: 0 SB: 1 CS: 0	PA: 40		
PITCHER	IP WLS BF H R ER SO BB IBB HBP BLK WP HR S P ERA WHIP	6.0 L 27 7 4 4 8 3 0 0 0 1 0 72 115 6.00 1.667	1.0 4 1 1 1 1 0 0 0 0 0 1 10 13 9.00 1.000	1.0 2 0 0 1 1 0 0 0 0 0 0 16 26 0.00 3.000	1.0 3 0 0 0 2 0 0 0 0 0 0 8 11 0.00 0.000																			

AB	36
R	5
H	10
RBI	4
BB	4
SO	12
LOB	16



Batter	1	2	3	4	5	6	7	8	9	AB	R	H	RBI	BB	SO	LOB	BOTTOM					
18 Ben Zobrist, S (1,4) OBP: 0.367, SLG: 0.463										4	0	0	0	0	1	1	Atlanta Braves @ Tampa Bay Rays Tropicana Field, St. Petersburg, FL Fri May 18 2012, 7:12 PM - 10:15 PM EDT Att: 19,693 - Dome - 72 F					
2 B.J. Upton, R (1,8) OBP: 0.330, SLG: 0.386										4	1	1	0	0	1	0						
20 Matt Joyce, L (1,9) OBP: 0.379, SLG: 0.545										2	0	0	0	1	0	0						
1 Sean Rodriguez, R (8,PH) OBP: 0.305, SLG: 0.347										0	1	0	0	0	0	0						
23 Carlos Pena, L (1,3) OBP: 0.354, SLG: 0.372										3	0	0	0	1	2	1						
30 Luke Scott, L (1,10) OBP: 0.299, SLG: 0.480										3	1	3	2	0	0	0						
7 Jeff Keppinger, R (1,5) OBP: 0.330, SLG: 0.398										4	0	1	0	0	0	4						
9 Elliot Johnson, S (1,6) OBP: 0.367, SLG: 0.490										4	0	2	1	0	0	0						
24 Rich Thompson, L (1,7) OBP: 0.250, SLG: 0.143										4	0	0	0	0	0	3						
2B José Molina, R (1,2) OBP: 0.240, SLG: 0.329										2	0	0	0	0	0	2						
26 Stephen Vogt, L (7,PH) (8,2)										2	0	0	0	0	0	1						
Inning Stats	R: 0 E: 0 K: 0 S: 8	H: 0 LOB: 0 BB: 0 P: 11	R: 1 E: 0 K: 1 S: 13	H: 3 LOB: 2 BB: 0 P: 20	R: 1 E: 0 K: 1 S: 17	H: 1 LOB: 2 BB: 2 P: 29	R: 0 E: 0 K: 0 S: 7	H: 0 LOB: 0 BB: 0 P: 10	R: 0 E: 0 K: 1 S: 13	H: 1 LOB: 0 BB: 0 P: 16	R: 0 E: 0 K: 0 S: 10	H: 1 LOB: 1 BB: 0 P: 15	R: 1 E: 0 K: 1 S: 12	H: 1 LOB: 1 BB: 0 P: 15	R: 0 E: 0 K: 0 S: 5	H: 0 LOB: 0 BB: 0 P: 8	1B: 7 2B: 0 3B: 0 HR: 0	SF: 1 SAC: 0 DP: 1 HBP: 1	WP: 0 PB: 1 SB: 3 CS: 0	PA: 36		
PITCHER	IP WLS BF H R ER SO BB IBB HBP BLK WP HR S P ERA WHIP	7.0 W 28 6 2 2 3 2 0 0 0 0 0 106 2.57 1.143	1.0 H 5 1 1 0 1 0 0 1 0 0 12 15 0.00 1.000	1.0 S 3 0 0 0 0 0 0 0 0 0 5 8 0.00 0.000																		



Batter	1	2	3	4	5	6	7	8	9	AB	R	H	RBI	BB	SO	LOB	TOP			
24 Michael Bourn, L (1.8) OBP: 0.383, SLG: 0.412	1-1 SAFE FF 90 FF 91 FF 92 X CH 83	2-2 SAFE FF 90 FF 91 FF 92 X CH 83		2-1 SAFE FF 90 FF 91 FF 92 X CH 84			0-1 SAFE FF 90 FF 91 FF 92 X CH 84			4	0	1	0	0	0	3				
14 Martin Prado, R (1.7) OBP: 0.328, SLG: 0.490	4-2 SAFE FF 90 FF 91 FF 92 X CH 84		3-2 SAFE FF 90 FF 91 FF 92 X CH 84			0-2 SAFE FF 90 FF 91 FF 92 X CH 87		1-2 SAFE FF 90 FF 91 FF 92 X CH 81		3	0	0	0	1	0	0				
5 Freddie Freeman, L (1.3) OBP: 0.328, SLG: 0.490	3-3 SAFE FF 90 FF 91 FF 92 X CH 86		3-1 SAFE FF 90 FF 91 FF 92 X CH 86			1-1 SAFE FF 90 FF 91 FF 92 X CH 86		0-3 SAFE FF 90 FF 91 FF 92 X CH 82		4	0	0	0	0	2	3				
26 Dan Uggla, R (1.4) OBP: 0.358, SLG: 0.423	1-1 SAFE FF 90 FF 91 FF 92 X CH 84		0-2 SAFE FF 90 FF 91 FF 92 X CH 84			2-3 SAFE FF 90 FF 91 FF 92 X CH 84		0-1 SAFE FF 90 FF 91 FF 92 X CH 82		4	0	1	0	0	1	2				
16 Brian McCann, L (1.2) OBP: 0.336, SLG: 0.433		0-0 SAFE FF 90 FF 91 FF 92 X CH 84		0-2 SAFE FF 90 FF 91 FF 92 X CH 84			1-1 SAFE FF 90 FF 91 FF 92 X CH 84		2-2 SAFE FF 90 FF 91 FF 92 X CH 86	4	1	1	0	0	0	1				
22 Jason Heyward, L (1.9) OBP: 0.344, SLG: 0.438		0-2 SAFE FF 90 FF 91 FF 92 X CH 86		2-2 SAFE FF 90 FF 91 FF 92 X CH 85			1-1 SAFE FF 90 FF 91 FF 92 X CH 80		1-2 SAFE FF 90 FF 91 FF 92 X CH 85	4	1	1	0	0	0	0				
25 Juan Francisco, L (1.5) OBP: 0.258, SLG: 0.435		0-0 SAFE FF 90 FF 91 FF 92 X CH 84		1-2 SAFE FF 90 FF 91 FF 92 X CH 84			2-1 SAFE FF 90 FF 91 FF 92 X CH 84		0-1 SAFE FF 90 FF 91 FF 92 X CH 84	4	0	1	1	0	1	0				
20 Eric Hinske, L (1.10) OBP: 0.364, SLG: 0.408		2-2 SAFE FF 90 FF 91 FF 92 X CH 86		4-1 SAFE FF 90 FF 91 FF 92 X CH 84			2-3 SAFE FF 90 FF 91 FF 92 X CH 84			1	0	0	1	1	1	0				
1 Tyler Pastornicky, R (1.6) OBP: 0.307, SLG: 0.358		1-3 SAFE FF 90 FF 91 FF 92 X CH 84		1-0 SAFE FF 90 FF 91 FF 92 X CH 84			3-3 SAFE FF 90 FF 91 FF 92 X CH 85			3	0	1	0	0	2	1				
Inning Stats	R: 0 E: 0 K: 1 S: 9	H: 1 LOB: 1 BB: 1 P: 18	R: 2 E: 0 K: 1 S: 14	H: 3 LOB: 1 BB: 0 P: 19	R: 0 E: 1 K: 0 S: 12	H: 1 LOB: 1 BB: 0 P: 18	R: 0 E: 0 K: 1 S: 11	H: 1 LOB: 2 BB: 1 P: 21	R: 0 E: 0 K: 0 S: 6	H: 0 LOB: 0 BB: 0 P: 10	R: 0 E: 0 K: 2 S: 8	H: 0 LOB: 0 BB: 0 P: 13	R: 0 E: 0 K: 1 S: 8	H: 0 LOB: 0 BB: 0 P: 9	R: 0 E: 0 K: 0 S: 9	H: 0 LOB: 0 BB: 0 P: 12	1B: 5 2B: 1 3B: 0 HR: 0	SF: 1 SAC: 0 DP: 2 HBP: 0	WP: 0 PB: 0 SB: 1 CS: 0	PA: 34
PITCHER	IP	WLS	BF	H	R	ER	SO	BB	IBB	HBP	BLK	WP	HR	S	P	ERA	WHIP			
53 Alex Cobb, R (1.1) ERA: 2.57	7.0	W	28	6	2	2	6	2	0	0	0	0	0	71	113	2.57	1.143			
62 Joel Peralta, R (8.1) ERA: 5.09	1.0	H	3	0	0	0	1	0	0	0	0	0	0	8	9	0.00	0.000			
56 Fernando Rodney, R (9.1) ERA: 0.46	1.0	S	3	0	0	0	0	0	0	0	0	0	0	9	12	0.00	0.000			

Atlanta Braves @ Tampa Bay Rays
Tropicana Field, St. Petersburg, FL
Sat May 19 2012, 4:12 PM - 6:59 PM EDT
Att: 27,433 - Dome - 72 F

AB 31
R 2
H 6
RBI 2
BB 2
SO 7
LOB 10



Batter	1	2	3	4	5	6	7	8	9	AB	R	H	RBI	BB	SO	LOB	BOTTOM			
18 Ben Zobrist, S (1.9) OBP: 0.358, SLG: 0.450	3-2 SAFE FF 92 FF 91 FF 92 X CH 92		0-1 SAFE FF 90 FF 91 FF 92 X CH 79		2-1 SAFE FF 90 FF 91 FF 92 X CH 79		2-1 SAFE FF 90 FF 91 FF 92 X CH 88			4	0	0	0	0	0	4				
2 B.J. Upton, R (1.8) OBP: 0.346, SLG: 0.396	3-2 SAFE FF 93 FF 92 FF 93 X CH 94		1-0 SAFE FF 90 FF 91 FF 92 X CH 88		4-1 SAFE FF 90 FF 91 FF 92 X CH 88		0-0 SAFE FF 90 FF 91 FF 92 X CH 80			3	1	2	0	1	0	0				
20 Matt Joyce, L (1.7) OBP: 0.382, SLG: 0.563	2-3 SAFE FF 92 FF 91 FF 92 X CH 84		2-0 SAFE FF 90 FF 91 FF 92 X CH 80		3-3 SAFE FF 90 FF 91 FF 92 X CH 85		4-2 SAFE FF 90 FF 91 FF 92 X CH 81			3	1	1	4	1	2	1				
23 Carlos Pena, L (1.3) OBP: 0.358, SLG: 0.367		4-1 SAFE FF 92 FF 91 FF 92 X CH 94		2-1 SAFE FF 90 FF 91 FF 92 X CH 94		4-0 SAFE FF 90 FF 91 FF 92 X CH 87		1-1 SAFE FF 90 FF 91 FF 92 X CH 91		2	0	0	0	2	0	1				
30 Luke Scott, L (1.10) OBP: 0.298, SLG: 0.468		4-2 SAFE FF 92 FF 91 FF 92 X CH 80		1-3 SAFE FF 90 FF 91 FF 92 X CH 83		3-1 SAFE FF 90 FF 91 FF 92 X CH 79		0-0 SAFE FF 90 FF 91 FF 92 X CH 80		3	0	0	0	1	1	2				
1 Sean Rodriguez, R (1.5) OBP: 0.306, SLG: 0.372		0-1 SAFE FF 93 FF 92 X CH 92		0-0 SAFE FF 90 FF 91 FF 92 X CH 83				1-0 SAFE FF 90 FF 91 FF 92 X CH 80		3	1	1	1	0	0	0				
10 Will Rhymes, L (1.4) OBP: 0.333, SLG: 0.306		0-1 SAFE FF 92 FF 91 FF 92 X CH 79		2-1 SAFE FF 90 FF 91 FF 92 X CH 84				4-1 SAFE FF 90 FF 91 FF 92 X CH 81		3	0	0	0	1	0	2				
9 Elliot Johnson, S (1.6) OBP: 0.378, SLG: 0.403			4-2 SAFE FF 92 FF 91 FF 92 X CH 93		2-2 SAFE FF 90 FF 91 FF 92 X CH 83		1-1 SAFE FF 90 FF 91 FF 92 X CH 88			2	1	1	0	1	0	0				
16 Chris Gimenez, R (1.2) OBP: 0.259, SLG: 0.236			2-2 SAFE FF 93 FF 92 X CH 83		4-1 SAFE FF 90 FF 91 FF 92 X CH 83		0-2 SAFE FF 90 FF 91 FF 92 X CH 90			2	1	1	0	1	0	0				
Inning Stats	R: 0 E: 0 K: 1 S: 10	H: 0 LOB: 0 BB: 0 P: 18	R: 0 E: 0 K: 0 S: 10	H: 0 LOB: 2 BB: 2 P: 18	R: 4 E: 0 K: 1 S: 14	H: 2 LOB: 0 BB: 2 P: 29	R: 0 E: 0 K: 0 S: 9	H: 1 LOB: 1 BB: 1 P: 19	R: 0 E: 0 K: 1 S: 8	H: 1 LOB: 0 BB: 0 P: 18	R: 1 E: 0 K: 0 S: 11	H: 1 LOB: 1 BB: 0 P: 15	R: 0 E: 0 K: 0 S: 7	H: 1 LOB: 1 BB: 1 P: 14	R: 0 E: 0 K: 0 S: 4	H: 0 LOB: 0 BB: 1 P: 12	1B: 4 2B: 1 3B: 0 HR: 2	SF: 0 SAC: 1 DP: 2 HBP: 0	WP: 0 PB: 0 SB: 2 CS: 2	PA: 35
PITCHER	IP	WLS	BF	H	R	ER	SO	BB	IBB	HBP	BLK	WP	HR	S	P	ERA	WHIP			
40 Randall Delgado, R (1.1) ERA: 4.26	4.0	L	19	3	4	4	2	5	0	0	0	0	1	43	84	9.00	2.000			
50 Cristhian Martinez, R (5.1) ERA: 4.24	2.1		10	3	1	1	1	1	0	0	0	0	1	22	38	3.86	1.714			
34 Eric O'Flaherty, L (7.1) ERA: 4.8	1.0		3	0	0	0	0	1	0	0	0	0	0	5	10	0.00	1.000			
32 Chad Durbin, R (8.1) ERA: 6.75	0.2		2	0	0	0	0	1	0	0	0	0	0	3	11	0.00	1.500			

Atlanta Braves @ Tampa Bay Rays
Tropicana Field, St. Petersburg, FL
Sat May 19 2012, 4:12 PM - 6:59 PM EDT
Att: 27,433 - Dome - 72 F

AB 25
R 5
H 6
RBI 5
BB 8
SO 3
LOB 10



Batter	1	2	3	4	5	6	7	8	9	AB	R	H	RBI	BB	SO	LOB	TOP									
2 Kelly Johnson, L OBP: 0.360, SLG: 0.421	G6-3		SF9			P3		IBB		2	1	0	1	1	0	0	Toronto Blue Jays @ Tampa Bay Rays Tropicana Field, St. Petersburg, FL Mon May 21 2012, 7:12 PM - 10:25 PM EDT Att: 10,844 - Dome - 72 F									
5 Yunel Escobar, R OBP: 0.310, SLG: 0.341	G5-3		3-H			HR		E1		4	2	2	1	0	0	2										
19 José Bautista, R OBP: 0.326, SLG: 0.442	G5-3		1B			G5-3		FC5		4	0	0	1	0	1	2										
10 Edwin Encarnación, R OBP: 0.326, SLG: 0.561		FC5-4			P5			FC5-4		4	0	1	1	0	0	1										
9 J.P. Arencibia, R OBP: 0.295, SLG: 0.488		FC5-4						K		4	1	2	0	0	1	2										
14 Eric Thames, L OBP: 0.307, SLG: 0.391																										
11 Rajai Davis, R OBP: 0.304, SLG: 0.481																										
13 Brett Lawrie, R OBP: 0.317, SLG: 0.373																										
28 Colby Rasmus, L OBP: 0.288, SLG: 0.357																										
6 Jeff Mathis, R OBP: 0.297, SLG: 0.438																										
Inning Stats	R: 0 H: 0 E: 0 K: 0 S: 7	H: 0 LOB: 0 BB: 0 P: 9	R: 1 H: 2 E: 1 K: 0 S: 8	H: 2 LOB: 0 BB: 0 P: 11	R: 1 H: 2 E: 0 K: 1 S: 16	H: 2 LOB: 1 BB: 0 P: 23	R: 0 H: 1 E: 0 K: 0 S: 10	H: 0 LOB: 0 BB: 0 P: 15	R: 0 H: 0 E: 0 K: 1 S: 6	H: 1 LOB: 0 BB: 0 P: 9	R: 1 H: 1 E: 0 K: 0 S: 9	H: 1 LOB: 0 BB: 0 P: 15	R: 0 H: 1 E: 0 K: 2 S: 18	H: 1 LOB: 1 BB: 0 P: 27	R: 3 H: 2 E: 2 K: 2 S: 18	H: 1 LOB: 1 BB: 0 P: 27	R: 0 H: 0 E: 0 K: 1 S: 12	H: 0 LOB: 0 BB: 0 P: 16	1B: 5 2B: 2 HR: 1	SF: 1 SAC: 0 DP: 2 HBP: 0	WP: 0 PB: 0 SB: 0 CS: 0	PA: 35				
PITCHER	IP	WLS	BF	H	R	ER	SO	BB	IBB	HBP	BLK	WP	HR	S	P	ERA	WHIP									
58 Jeremy Hellickson, R ERA: 2.73	(1, 1)	7.1	L	28	8	5	2	3	0	1	0	0	0	1	70	108	2.46	1.091								
31 Burke Badenhop, R ERA: 4.35	(8, 1)	0.2		4	0	1	0	1	0	0	0	0	0	0	13	16	0.00	0.000								
27 César Ramos, L ERA: 1.5	(9, 1)	1.0		3	0	0	0	1	0	0	0	0	0	0	12	16	0.00	0.000								

AB	33
R	6
H	8
RBI	5
BB	1
SO	5
LOB	12



Batter	1	2	3	4	5	6	7	8	9	AB	R	H	RBI	BB	SO	LOB	BOTTOM									
18 Ben Zobrist, S OBP: 0.357, SLG: 0.439	G4-3	G3				L7			F9	5	0	1	0	0	0	3	Toronto Blue Jays @ Tampa Bay Rays Tropicana Field, St. Petersburg, FL Mon May 21 2012, 7:12 PM - 10:25 PM EDT Att: 10,844 - Dome - 72 F									
2 B.J. Upton, R OBP: 0.348, SLG: 0.424	HR		P5	FC5-4						4	1	1	1	0	1	2										
20 Matt Joyce, L OBP: 0.395, SLG: 0.550	BB		WP	BB		G4-3				2	1	0	0	2	1	1										
23 Carlos Pena, L OBP: 0.353, SLG: 0.353	F7		K							3	0	0	0	1	2	2										
30 Luke Scott, L OBP: 0.295, SLG: 0.451	E1		WP	1B		G3		G5-3		3	0	0	0	1	0	2										
1 Sean Rodriguez, R OBP: 0.303, SLG: 0.372	K		WP	1B		P5		F9		4	0	1	1	0	1	3										
10 Will Rhymes, L OBP: 0.323, SLG: 0.298			K	F7						4	0	2	0	0	1	2										
9 Elliot Johnson, S OBP: 0.344, SLG: 0.363		G3-1				F9				4	0	0	0	0	1	2										
2B José Molina, R OBP: 0.247, SLG: 0.311										2	0	0	0	2	0	1										
Inning Stats	R: 1 H: 1 E: 1 K: 1 S: 13	H: 1 LOB: 2 BB: 1 P: 25	R: 0 H: 0 E: 0 K: 1 S: 13	H: 0 LOB: 1 BB: 1 P: 22	R: 1 H: 1 E: 0 K: 1 S: 13	H: 1 LOB: 2 BB: 2 P: 28	R: 0 H: 0 E: 0 K: 0 S: 9	H: 0 LOB: 1 BB: 1 P: 18	R: 0 H: 1 E: 0 K: 0 S: 7	H: 1 LOB: 0 BB: 0 P: 10	R: 0 H: 1 E: 0 K: 2 S: 11	H: 1 LOB: 0 BB: 0 P: 15	R: 0 H: 0 E: 0 K: 1 S: 6	H: 0 LOB: 0 BB: 0 P: 10	R: 0 H: 1 E: 0 K: 1 S: 9	H: 1 LOB: 1 BB: 0 P: 15		1B: 4 2B: 0 3B: 0 HR: 1	SF: 0 SAC: 0 DP: 1 HBP: 0	WP: 3 PB: 0 SB: 0 CS: 1	PA: 37					
PITCHER	IP	WLS	BF	H	R	ER	SO	BB	IBB	HBP	BLK	WP	HR	S	P	ERA	WHIP									
4 Kyle Drabek, R ERA: 3.27	(1, 1)	6.0	W	27	3	2	2	3	6	0	0	0	0	0	64	118	3.00	1.500								
54 Jason Frasor, R ERA: 2.76	(7, 1)	1.0	H	3	1	0	0	2	0	0	0	0	0	11	15	0.00	1.000									
48 Francisco Cordero, R ERA: 0.49	(8, 1)	1.0		3	0	0	0	1	0	0	0	0	0	6	10	0.00	0.000									
44 Casey Janssen, R ERA: 3.52	(9, 1)	1.0		4	1	0	0	1	0	0	0	0	0	9	15	0.00	1.000									

AB	31
R	2
H	5
RBI	2
BB	6
SO	7
LOB	18



Batter	1	2	3	4	5	6	7	8	9	AB	R	H	RBI	BB	SO	LOB	TOP			
23 Carlos Pena, L (1, 3) OBP: 0.365, SLG: 0.394	G3-1		2 1B 20 HR BB	HR		K			G3-1	4	2	1	1	1	1	1	Tampa Bay Rays @ Boston Red Sox Fenway Park, Boston, MA Fri May 25 2012, 7:13 PM - 10:37 PM EDT Att: 37,594 - Cloudy - 73 F			
2 B.J. Upton, R (1, 8) OBP: 0.359, SLG: 0.478	L8		18 HR 20 HR 1B	P6			18 S 1B		K	5	1	2	0	0	1	0				
30 Luke Scott, L (1, 10) OBP: 0.307, SLG: 0.465	K		K	G4-3			L7			4	0	0	0	0	2	3				
18 Ben Zobrist, S (1, 9) OBP: 0.356, SLG: 0.426	K		20 HR BB				P6		K	3	1	0	0	2	2	2				
20 Matt Joyce, L (1, 7) OBP: 0.400, SLG: 0.551	44 BB 1B		1-H 2-H 3-H HR	F8			IBB			3	1	2	4	1	0	1				
1 Sean Rodriguez, R (1, 4) OBP: 0.291, SLG: 0.355	L5		K	G6-3			G1-3			4	0	0	0	0	1	4				
44 Drew Sutton, S (1, 5) OBP: 0.615, SLG: 0.727	16 FC5-4 BB						E9 G4-1 1B		F9	3	0	2	0	1	0	0				
16 Chris Gimenez, R (1, 2) OBP: 0.246, SLG: 0.215	FC5-4			FC5-4			K		G6-3	4	1	0	0	0	1	4				
28 José Molina, R (9, 2) OBP: 0.244, SLG: 0.307	FC5-4		9 HR				K			0	0	0	0	0	0	0				
9 Elliot Johnson, S (1, 6) OBP: 0.353, SLG: 0.407			G6-3	HR			G4-1		L7	4	1	1	2	0	0	1				
Inning Stats	R: 0 E: 0 K: 1 S: 5	H: 0 LOB: 0 BB: 0 P: 8	R: 0 E: 0 K: 1 S: 10	H: 1 LOB: 2 BB: 1 P: 19	R: 4 E: 0 K: 2 S: 15	H: 2 LOB: 0 BB: 2 P: 31	R: 3 E: 0 K: 0 S: 18	H: 3 LOB: 0 BB: 0 P: 23	R: 0 E: 0 K: 0 S: 6	H: 1 LOB: 1 BB: 1 P: 10	R: 0 E: 0 K: 2 S: 9	H: 1 LOB: 2 BB: 1 P: 13	R: 0 E: 0 K: 0 S: 7	H: 0 LOB: 0 BB: 0 P: 9	R: 0 E: 0 K: 2 S: 9	H: 0 LOB: 1 BB: 0 P: 13	1B: 5 2B: 0 3B: 0 HR: 3	SF: 0 SAC: 0 DP: 1 HBP: 1	WP: 0 PB: 0 SB: 1 CS: 0	PA: 40
PITCHER	IP WLS BF H R ER SO	IP WLS BF H R ER SO	IP WLS BF H R ER SO	IP WLS BF H R ER SO	IP WLS BF H R ER SO	IP WLS BF H R ER SO	IP WLS BF H R ER SO	IP WLS BF H R ER SO	IP WLS BF H R ER SO	IP WLS BF H R ER SO	IP WLS BF H R ER SO	IP WLS BF H R ER SO	IP WLS BF H R ER SO	IP WLS BF H R ER SO	IP WLS BF H R ER SO	IP WLS BF H R ER SO	ERA WHIP	ERA WHIP		
31 Jon Lester, L (1, 1) ERA: 4.72	4.0	L	21	6	7	7	4	3	0	0	0	0	0	3	48	81	15.75	2.250		
48 Scott Atchison, R (5, 1) ERA: 1.0	3.0		12	2	0	0	2	1	1	0	0	0	0	0	25	43	0.00	1.000		
32 Matt Albers, R (8, 1) ERA: 2.14	1.0		3	0	0	0	0	0	0	0	0	0	0	7	9	0.00	0.000			
46 Franklin Morales, L (9, 1) ERA: 4.11	1.0		4	0	0	0	2	0	0	1	0	0	0	0	9	13	0.00	0.000		

AB	34
R	7
H	8
RBI	7
BB	5
SO	8
LOB	16



Batter	1	2	3	4	5	6	7	8	9	AB	R	H	RBI	BB	SO	LOB	BOTTOM			
3 Mike Aviles, R (1, 6) OBP: 0.289, SLG: 0.465	E5 34 S 20 1B	F8			G5-3	SF8			P4	4	1	0	1	0	0	2	Tampa Bay Rays @ Boston Red Sox Fenway Park, Boston, MA Fri May 25 2012, 7:13 PM - 10:37 PM EDT Att: 37,594 - Cloudy - 73 F			
15 Dustin Pedroia, R (1, 4) OBP: 0.344, SLG: 0.453	P2		G5-3		L5			K	4	0	0	0	0	1	2					
34 David Ortiz, L (1, 10) OBP: 0.383, SLG: 0.573	20 1B BB		L4		28 2B BB			F9	3	0	0	0	2	0	2					
28 Adrián González, L (1, 3) OBP: 0.332, SLG: 0.408	L7		G5-3					G4-3	4	0	1	1	0	0	2					
20 Kevin Youkilis, R (1, 5) OBP: 0.313, SLG: 0.392			L8		G5-3			P4	4	0	1	1	0	0	2					
39 Jarrod Saltalamacchia, R (1, 2) OBP: 0.306, SLG: 0.545	K				66 WP BB			L4	2	1	0	0	2	1	2					
66 Daniel Nava, S (1, 7) OBP: 0.476, SLG: 0.558	F9							P6	3	1	0	0	1	1	1					
23 Marlon Byrd, R (1, 9) OBP: 0.243, SLG: 0.244					G4-3			K	3	0	1	1	1	1	1					
26 Scott Podsednik, L (1, 8) OBP: 0.429, SLG: 0.857	FC6-4							K	3	1	1	0	0	1	1					
Inning Stats	R: 1 E: 1 K: 1 S: 14	H: 1 LOB: 2 BB: 1 P: 27	R: 0 E: 0 K: 0 S: 10	H: 0 LOB: 1 BB: 1 P: 17	R: 0 E: 0 K: 0 S: 7	H: 0 LOB: 0 BB: 0 P: 14	R: 0 E: 0 K: 1 S: 10	H: 0 LOB: 1 BB: 1 P: 19	R: 1 E: 0 K: 0 S: 12	H: 2 LOB: 2 BB: 2 P: 27	R: 0 E: 0 K: 0 S: 16	H: 0 LOB: 0 BB: 0 P: 21	R: 0 E: 0 K: 2 S: 11	H: 0 LOB: 0 BB: 0 P: 16	R: 0 E: 0 K: 1 S: 8	H: 0 LOB: 0 BB: 0 P: 16		1B: 3 2B: 1 3B: 0 HR: 0	SF: 1 SAC: 1 DP: 0 HBP: 1	WP: 1 PB: 0 SB: 2 CS: 0
PITCHER	IP WLS BF H R ER SO	IP WLS BF H R ER SO	IP WLS BF H R ER SO	IP WLS BF H R ER SO	IP WLS BF H R ER SO	IP WLS BF H R ER SO	IP WLS BF H R ER SO	IP WLS BF H R ER SO	IP WLS BF H R ER SO	IP WLS BF H R ER SO	IP WLS BF H R ER SO	IP WLS BF H R ER SO	IP WLS BF H R ER SO	IP WLS BF H R ER SO	IP WLS BF H R ER SO	IP WLS BF H R ER SO	ERA WHIP	ERA WHIP		
53 Alex Cobb, R (1, 1) ERA: 2.25	5.0	W	23	3	2	1	2	4	0	0	0	0	0	0	0	0	1.80	1.400		
39 J.P. Howell, L (6, 1) ERA: 4.4	0.0		2	0	2	2	0	2	0	0	0	0	0	0	4	12	∞	∞		
31 Burke Badenhop, R (6, 1) ERA: 4.15	0.2		4	1	0	0	0	0	0	1	0	0	0	0	5	10	0.00	1.500		
57 Jake McGee, L (6, 1) ERA: 1.69	1.1	H	4	0	0	0	0	0	0	0	0	0	0	0	19	26	0.00	0.000		
62 Joel Peralta, R (8, 1) ERA: 4.87	1.0	H	3	0	0	0	2	0	0	0	0	0	0	0	11	16	0.00	0.000		

AB	30
R	4
H	4
RBI	4
BB	6
SO	5
LOB	15



Batter	1	2	3	4	5	6	7	8	9	AB	R	H	RBI	BB	SO	LOB	TOP								
23 Carlos Pena, L (1,3) OBP: 0.357, SLG: 0.385										4	0	0	0	0	1	1									
2 B.J. Upton, R (1,8) OBP: 0.356, SLG: 0.471										4	1	1	0	0	1	0									
20 Matt Joyce, L (1,7) OBP: 0.396, SLG: 0.542										4	1	1	0	0	1	0									
18 Ben Zobrist, S (1,9) OBP: 0.354, SLG: 0.420										2	0	0	1	1	0	0									
30 Luke Scott, L (1,10) OBP: 0.305, SLG: 0.459										4	0	1	1	0	0	1									
44 Drew Sutton, S (1,5) OBP: 0.471, SLG: 0.533										4	0	0	0	0	2	2									
1 Sean Rodriguez, R (1,4) OBP: 0.286, SLG: 0.348										3	0	0	0	0	0	1									
28 José Molina, R (1,2) OBP: 0.247, SLG: 0.308										3	0	1	0	0	1	2									
9 Elliot Johnson, S (1,6) OBP: 0.343, SLG: 0.394										3	0	0	0	0	0	1									
Inning Stats	R: 0 E: 0 K: 1 S: 10	H: 0 LOB: 0 BB: 0 P: 12	R: 0 E: 0 K: 0 S: 8	H: 0 LOB: 0 BB: 0 P: 9	R: 0 E: 0 K: 0 S: 9	H: 1 LOB: 1 BB: 0 P: 14	R: 0 E: 0 K: 1 S: 8	H: 0 LOB: 0 BB: 0 P: 11	R: 0 E: 0 K: 0 S: 10	H: 0 LOB: 0 BB: 0 P: 12	R: 0 E: 0 K: 0 S: 8	H: 0 LOB: 0 BB: 0 P: 9	R: 2 E: 1 K: 2 S: 16	H: 3 LOB: 2 BB: 0 P: 24	R: 0 E: 0 K: 1 S: 8	H: 0 LOB: 0 BB: 0 P: 13	R: 0 E: 0 K: 0 S: 9	H: 0 LOB: 1 BB: 1 P: 16	1B: 4 2B: 0 3B: 0 HR: 0	SF: 1 2B: 0 SAC: 0 DP: 0 HBP: 0	WP: 0 PB: 0 SB: 2 CS: 0	PA: 33			
PITCHER	IP	WLS	BF	H	R	ER	SO	BB	IBB	HBP	BLK	WP	HR	S	P	ERA	WHIP								
19 Josh Beckett, R (1,1) ERA: 4.15	7.0		26	4	2	2	5	0	0	0	0	0	0	69	91	2.57	0.571								
30 Andrew Miller, L (8,1) ERA: 1.86	1.0		3	0	0	0	1	0	0	0	0	0	0	8	13	0.00	0.000								
53 Rich Hill, L (9,1) ERA: 1.74	1.0	W	4	0	0	0	0	1	0	0	0	0	0	9	16	0.00	1.000								

Tampa Bay Rays @ Boston Red Sox
Fenway Park, Boston, MA
Sat May 26 2012, 7:17 PM - 10:15 PM EDT
Att: 38,099 - Partly Cloudy - 83 F

AB 31
R 2
H 4
RBI 2
BB 1
SO 6
LOB 8



Batter	1	2	3	4	5	6	7	8	9	AB	R	H	RBI	BB	SO	LOB	BOTTOM								
3 Mike Aviles, R (1,6) OBP: 0.288, SLG: 0.460										4	0	1	0	0	0	2									
15 Dustin Pedroia, R (1,4) OBP: 0.352, SLG: 0.456										3	0	2	0	1	0	1									
34 David Ortiz, L (1,10) OBP: 0.381, SLG: 0.566										4	1	1	0	0	0	4									
20 Kevin Youkilis, R (1,3) OBP: 0.310, SLG: 0.377										3	0	0	0	1	1	2									
28 Adrián González, L (1,9) OBP: 0.332, SLG: 0.407										3	0	1	0	0	2	2									
67 Che-Hsuan Lin, R (6,PR) OBP: 0.200, SLG: 0.200										0	0	0	0	0	0	0									
26 Scott Podsednik, L (8,PH) OBP: 0.375, SLG: 0.750										1	0	0	0	0	0	0									
64 Will Middlebrooks, R (1,5) OBP: 0.330, SLG: 0.565										4	0	2	1	0	0	0									
66 Daniel Nava, S (1,7) OBP: 0.476, SLG: 0.533										2	1	0	0	2	1	3									
10 Kelly Shoppach, R (1,2) OBP: 0.382, SLG: 0.525										2	0	1	0	0	0	1									
5 Nick Punto, S (9,PH) OBP: 0.236, SLG: 0.162										0	0	0	0	0	0	0									
23 Marlon Byrd, R (1,8) OBP: 0.238, SLG: 0.239										3	0	0	0	2	2										
39 Jarrod Saltalamacchia, (6,PH) OBP: 0.314, SLG: 0.575										1	1	1	2	0	0	0									
Inning Stats	R: 0 E: 0 K: 1 S: 14	H: 1 LOB: 2 BB: 1 P: 19	R: 0 E: 0 K: 1 S: 7	H: 1 LOB: 0 BB: 0 P: 11	R: 0 E: 0 K: 1 S: 11	H: 1 LOB: 1 BB: 0 P: 19	R: 0 E: 0 K: 1 S: 9	H: 0 LOB: 0 BB: 0 P: 15	R: 0 E: 0 K: 0 S: 5	H: 0 LOB: 1 BB: 1 P: 11	R: 1 E: 0 K: 0 S: 10	H: 3 LOB: 2 BB: 1 P: 21	R: 0 E: 0 K: 1 S: 14	H: 2 LOB: 0 BB: 0 P: 19	R: 0 E: 0 K: 1 S: 9	H: 0 LOB: 0 BB: 0 P: 12	R: 2 E: 0 K: 0 S: 7	H: 1 LOB: 1 BB: 1 P: 11	1B: 7 2B: 1 3B: 0 HR: 1	SF: 0 2B: 1 SAC: 2 DP: 1 HBP: 0	WP: 0 PB: 0 SB: 0 CS: 0	PA: 36			
PITCHER	IP	WLS	BF	H	R	ER	SO	BB	IBB	HBP	BLK	WP	HR	S	P	ERA	WHIP								
14 David Price, L (1,1) ERA: 2.71	7.0		30	8	1	1	5	3	0	0	0	0	0	70	115	1.29	1.571								
62 Joel Peralta, R (8,1) ERA: 4.64	1.0	H	3	0	0	0	1	0	0	0	0	0	0	9	12	0.00	0.000								
56 Fernando Rodney, R (9,1) ERA: 1.13	0.1	L	3	1	2	2	0	1	0	0	0	0	1	7	11	54.00	6.000								

Tampa Bay Rays @ Boston Red Sox
Fenway Park, Boston, MA
Sat May 26 2012, 7:17 PM - 10:15 PM EDT
Att: 38,099 - Partly Cloudy - 83 F

AB 30
R 3
H 9
RBI 3
BB 4
SO 6
LOB 17



Batter	1	2	3	4	5	6	7	8	9	AB	R	H	RBI	BB	SO	LOB	TOP								
23 Carlos Pena, L (1,3) OBP: 0.351, SLG: 0.376	F7		G3			K		K		4	0	0	0	0	2	0	Tampa Bay Rays @ Boston Red Sox Fenway Park, Boston, MA Sun May 27 2012, 1:39 PM - 5:01 PM EDT Att: 37,844 - Partly Cloudy - 70 F								
2 B.J. Upton, R (1,8) OBP: 0.353, SLG: 0.463	G4-3			K				K		4	0	1	0	0	2	0									
20 Matt Joyce, L (1,7) OBP: 0.405, SLG: 0.552				E9				G3-1		3	1	2	0	1	0	0									
18 Ben Zobrist, S (1,9) OBP: 0.352, SLG: 0.413				G3-1						3	1	0	1	1	0	3									
30 Luke Scott, L (1,10) OBP: 0.304, SLG: 0.454										4	0	1	0	0	1	1									
1 Sean Rodriguez, R (1,6) (7,4)										4	2	2	2	0	0	1									
44 Drew Sutton, S (1,5) OBP: 0.291, SLG: 0.379										4	0	0	0	0	1	1									
10 Will Rhymes, L (1,4) OBP: 0.348, SLG: 0.317										3	0	3	1	0	0	0									
9 Elliot Johnson, S (7,6) ERA: 5.4										1	0	0	0	0	1	0									
16 Chris Gimenez, R (1,2) OBP: 0.236, SLG: 0.206										3	0	0	0	0	2	3									
28 Jose Molina, R (9,2) OBP: 0.247, SLG: 0.308										0	0	0	0	0	0	0									
Inning Stats	R: 0 E: 0 K: 0 S: 7	H: 1 LOB: 1 BB: 0 P: 11	R: 0 E: 0 K: 2 S: 8	H: 0 LOB: 0 BB: 0 P: 12	R: 0 E: 0 K: 1 S: 9	H: 1 LOB: 0 BB: 0 P: 17	R: 1 E: 1 K: 1 S: 16	H: 2 LOB: 1 BB: 0 P: 27	R: 0 E: 0 K: 0 S: 5	H: 1 LOB: 0 BB: 0 P: 9	R: 0 E: 0 K: 1 S: 8	H: 1 LOB: 1 BB: 1 P: 14	R: 1 E: 0 K: 1 S: 16	H: 2 LOB: 1 BB: 0 P: 21	R: 0 E: 0 K: 2 S: 10	H: 0 LOB: 0 BB: 0 P: 17	R: 2 E: 0 K: 1 S: 11	H: 1 LOB: 0 BB: 1 P: 20	1B: 6 2B: 2 3B: 0 HR: 1	SF: 0 SAC: 0 DP: 2 HBP: 0	WP: 0 PB: 0 SB: 1 CS: 1	PA: 35			
PITCHER	IP	WLS	BF	H	R	ER	SO	BB	IBB	HBP	BLK	WP	HR	S	P	ERA	WHIP								
11 Clay Buchholz, R (1,1) ERA: 7.19	7.0		27	8	2	2	6	1	0	0	0	0	0	69	111	2.57	1.286								
46 Franklin Morales, L (8,1) ERA: 4.02	0.1	H	1	0	0	0	1	0	0	0	0	0	0	3	6	0.00	0.000								
44 Vicente Padilla, R (8,1) ERA: 5.4	0.2	H	2	0	0	0	1	0	0	0	0	0	0	7	11	0.00	0.000								
91 Alfredo Aceves, R (9,1) ERA: 4.76	1.0	L	5	1	2	2	1	1	0	0	0	0	1	11	20	18.00	2.000								

Batter	1	2	3	4	5	6	7	8	9	AB	R	H	RBI	BB	SO	LOB	BOTTOM								
3 Mike Aviles, R (1,6) OBP: 0.284, SLG: 0.453	F8		G6-3			F7		SH3		3	0	0	0	0	0	1	Tampa Bay Rays @ Boston Red Sox Fenway Park, Boston, MA Sun May 27 2012, 1:39 PM - 5:01 PM EDT Att: 37,844 - Partly Cloudy - 70 F								
15 Dustin Pedroia, R (1,4) OBP: 0.350, SLG: 0.452						F9		F9		4	0	1	0	0	0	2									
34 David Ortiz, L (1,10) OBP: 0.383, SLG: 0.559						P4				2	1	0	0	2	0	0									
20 Kevin Youkilis, R (1,3) (8,5)										3	1	2	0	1	0	0									
28 Adrián González, L (1,9) (8,3)										4	1	1	3	0	0	4									
39 Jarrod Saltalamacchia, R (1,2) OBP: 0.334, SLG: 0.556										4	0	0	0	0	0	1									
64 Will Middlebrooks, R (1,5) ERA: 2.83										3	0	1	0	0	2	1									
67 Che-Hsuan Lin, R (8,9) OBP: 0.200, SLG: 0.200										0	0	0	0	0	0	0									
5 Nick Punto, S (9,PH) OBP: 0.292, SLG: 0.158										1	0	0	0	0	0	0									
66 Daniel Nava, S (1,7) OBP: 0.448, SLG: 0.490										4	0	0	0	0	2	1									
26 Scott Podsednik, L (1,8) OBP: 0.455, SLG: 0.727										3	0	2	0	0	0	0									
23 Marlon Byrd, R (9,8) OBP: 0.238, SLG: 0.239										0	0	0	0	0	0	0									
Inning Stats	R: 0 E: 0 K: 0 S: 6	H: 1 LOB: 0 BB: 0 P: 9	R: 0 E: 0 K: 1 S: 12	H: 1 LOB: 0 BB: 0 P: 17	R: 0 E: 0 K: 1 S: 10	H: 1 LOB: 1 BB: 0 P: 14	R: 0 E: 0 K: 0 S: 9	H: 0 LOB: 0 BB: 0 P: 9	R: 0 E: 0 K: 0 S: 8	H: 1 LOB: 0 BB: 0 P: 12	R: 0 E: 0 K: 0 S: 5	H: 0 LOB: 0 BB: 0 P: 7	R: 3 E: 0 K: 1 S: 13	H: 2 LOB: 0 BB: 1 P: 21	R: 0 E: 0 K: 0 S: 13	H: 1 LOB: 3 BB: 2 P: 28	R: 0 E: 0 K: 1 S: 10	H: 0 LOB: 0 BB: 0 P: 12	1B: 6 2B: 0 3B: 0 HR: 1	SF: 0 SAC: 1 DP: 1 HBP: 0	WP: 0 PB: 0 SB: 0 CS: 0	PA: 35			
PITCHER	IP	WLS	BF	H	R	ER	SO	BB	IBB	HBP	BLK	WP	HR	S	P	ERA	WHIP								
58 Jeremy Hellickson, R (1,1) ERA: 2.83	7.2		30	7	3	3	3	1	1	0	0	0	0	71	106	3.52	1.043								
40 Wade Davis, R (8,1) ERA: 2.11	0.0		1	0	0	0	0	1	0	0	0	0	0	1	5	"	"								
57 Jake McGee, L (8,1) ERA: 1.65	0.1	W	1	0	0	0	0	0	0	0	0	0	0	4	6	0.00	0.000								
56 Fernando Rodney, R (9,1) ERA: 1.08	1.0	S	3	0	0	0	1	0	0	0	0	0	0	10	12	0.00	0.000								

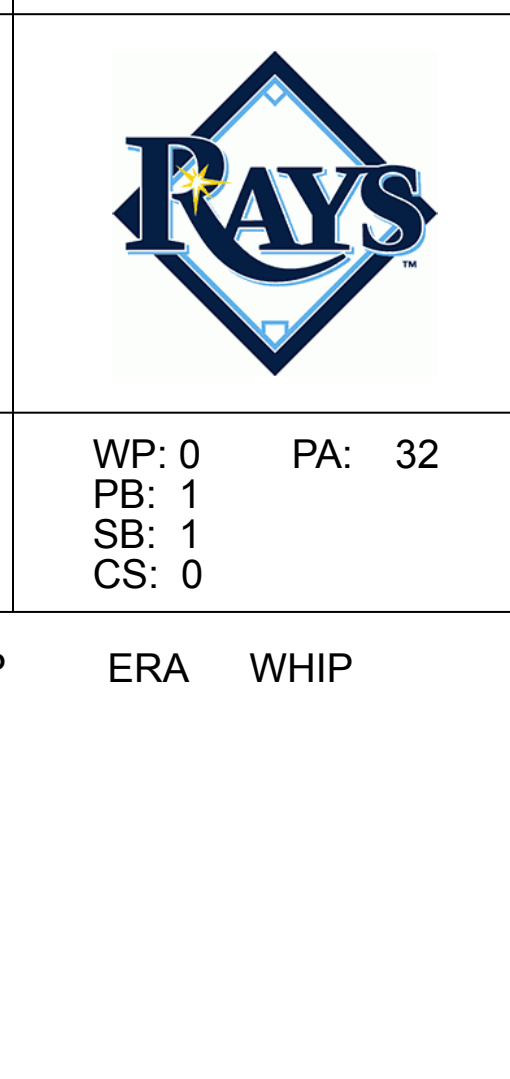


Batter	1	2	3	4	5	6	7	8	9	AB	R	H	RBI	BB	SO	LOB	TOP					
30 Alejandro De Aza, L (1, 8) OBP: 0.284, SLG: 0.429										3	0	1	0	0	1	0	Chicago White Sox @ Tampa Bay Rays Tropicana Field, St. Petersburg, FL Mon May 28 2012, 3:14 PM - 5:45 PM EDT Att: 22,227 - Dome - 72 F					
15 Gordon Beckham, R (1, 4) OBP: 0.282, SLG: 0.364										4	1	1	0	0	1	2						
44 Adam Dunn, L (1, 3) OBP: 0.387, SLG: 0.582										3	1	1	2	1	1							
14 Paul Konerko, R (1, 10) OBP: 0.471, SLG: 0.671										4	0	1	0	0	2	2						
1 Kosuke Fukudome, L (9, PR) OBP: 0.290, SLG: 0.195										0	0	0	0	0	0	0						
51 Alex Rios, R (1, 9) OBP: 0.332, SLG: 0.423										4	0	0	0	0	3	1						
12 A.J. Pierzynski, L (1, 2) OBP: 0.349, SLG: 0.529										3	0	0	0	1	1	0						
24 Davan Vicedo, R (1, 7) OBP: 0.250, SLG: 0.209										4	0	1	0	0	0	2						
10 Alexei Ramirez, R (1, 6) OBP: 0.240, SLG: 0.268										3	0	0	0	0	2	1						
5 Orlando Hudson, S (1, 5) OBP: 0.271, SLG: 0.322										3	0	0	0	0	0	1						
Inning Stats	R: 0 H: 0 E: 0 K: 2 S: 15	H: 0 LOB: 1 BB: 0 P: 23	R: 0 H: 0 E: 0 K: 1 S: 6	H: 0 LOB: 0 BB: 0 P: 7	R: 0 H: 1 E: 0 K: 0 S: 9	H: 1 LOB: 1 BB: 0 P: 9	R: 0 H: 0 E: 0 K: 1 S: 9	H: 0 LOB: 0 BB: 1 P: 16	R: 0 H: 1 E: 0 K: 2 S: 11	H: 1 LOB: 1 BB: 0 P: 17	R: 2 H: 2 E: 0 K: 3 S: 14	H: 2 LOB: 0 BB: 0 P: 20	R: 0 H: 0 E: 0 K: 1 S: 9	H: 0 LOB: 0 BB: 0 P: 12	R: 0 H: 0 E: 0 K: 0 S: 10	H: 0 LOB: 2 BB: 1 P: 15	R: 0 H: 1 E: 0 K: 1 S: 12	H: 1 LOB: 2 BB: 1 P: 22	1B: 4 2B: 0 3B: 0 HR: 1	SF: 0 SAC: 0 DP: 1 HBP: 1	WP: 0 PB: 0 SB: 0 CS: 0	PA: 34
PITCHER	IP: 7.0 WLS: L BF: 26	H: 4 R: 2 ER: 2 SO: 10	BB: 1 IBB: 0 HBP: 1 BLK: 0	WP: 0 HR: 1 S: 73 P: 104	ERA: 2.57 WHIP: 0.714	IP: 2.0 WLS: H BF: 8	H: 1 R: 0 ER: 0 SO: 1	BB: 0 IBB: 1 HBP: 0 BLK: 0	WP: 0 HR: 0 S: 22 P: 37	ERA: 0.00 WHIP: 0.500												

Batter	1	2	3	4	5	6	7	8	9	AB	R	H	RBI	BB	SO	LOB	BOTTOM								
1 Sean Rodriguez, R (1, 5) OBP: 0.284, SLG: 0.369										4	0	0	0	0	3	1	Chicago White Sox @ Tampa Bay Rays Tropicana Field, St. Petersburg, FL Mon May 28 2012, 3:14 PM - 5:45 PM EDT Att: 22,227 - Dome - 72 F								
2 B.J. Upton, R (1, 8) OBP: 0.343, SLG: 0.449										4	0	0	0	0	3	0									
18 Ben Zobrist, S (1, 9) OBP: 0.355, SLG: 0.415										4	1	2	0	0	1	0									
44 Drew Sutton, S (1, 3) OBP: 0.333, SLG: 0.364										3	0	0	0	0	3	2									
20 Matt Joyce, L (9, PH) OBP: 0.402, SLG: 0.548										1	0	0	0	0	0	0									
59 Jose Lobaton, S (1, 10) OBP: 0.400, SLG: 0.333										2	0	1	1	1	1	0									
30 Luke Scott, L (9, PH) OBP: 0.302, SLG: 0.451										3	0	0	0	0	0	2									
9 Elliot Johnson, S (1, 6) OBP: 0.330, SLG: 0.378										2	0	0	0	0	2	0									
10 Will Rhymes, L (1, 4) OBP: 0.336, SLG: 0.308										1	0	0	0	0	0	1									
23 Carlos Pena, L (7, 3) OBP: 0.349, SLG: 0.374										2	0	0	0	1	1	1									
28 José Molina, R (1, 2) OBP: 0.250, SLG: 0.300										3	0	0	0	0	1	1									
24 Rich Thompson, L (1, 7) OBP: 0.188, SLG: 0.071										3	0	0	0	0	1	1									
Inning Stats	R: 0 H: 1 E: 0 K: 3 S: 11	H: 0 LOB: 0 BB: 0 P: 13	R: 0 H: 0 E: 0 K: 2 S: 10	H: 0 LOB: 0 BB: 0 P: 13	R: 0 H: 0 E: 0 K: 2 S: 7	H: 0 LOB: 0 BB: 0 P: 10	R: 1 H: 2 E: 0 K: 2 S: 12	H: 2 LOB: 1 BB: 0 P: 18	R: 0 H: 0 E: 0 K: 2 S: 13	H: 0 LOB: 1 BB: 1 P: 18	R: 0 H: 0 E: 0 K: 3 S: 16	H: 0 LOB: 0 BB: 0 P: 23	R: 0 H: 0 E: 0 K: 1 S: 8	H: 0 LOB: 1 BB: 1 P: 15	R: 0 H: 0 E: 0 K: 0 S: 10	H: 0 LOB: 0 BB: 0 P: 15	R: 0 H: 0 E: 0 K: 0 S: 9	H: 0 LOB: 0 BB: 0 P: 13	1B: 3 2B: 0 3B: 0 HR: 0	SF: 0 SAC: 0 DP: 0 HBP: 0	WP: 0 PB: 1 SB: 1 CS: 0	PA: 32			
PITCHER	IP: 7.1 WLS: W BF: 27	H: 3 R: 1 ER: 1 SO: 15	BB: 2 IBB: 0 HBP: 0 BLK: 0	WP: 0 HR: 0 S: 80 P: 115	ERA: 0.682 WHIP: 0.682	IP: 0.2 WLS: H BF: 2	H: 0 R: 0 ER: 0 SO: 0	BB: 0 IBB: 0 HBP: 0 BLK: 0	WP: 0 HR: 0 S: 7 P: 10	ERA: 0.00 WHIP: 0.000	IP: 1.0 WLS: S BF: 3	H: 0 R: 0 ER: 0 SO: 0	BB: 0 IBB: 0 HBP: 0 BLK: 0	WP: 0 HR: 0 S: 9 P: 13	ERA: 0.00 WHIP: 0.000										

AB	31
R	2
H	5
RBI	2
BB	2
SO	11
LOB	10

AB	30
R	1
H	3
RBI	1
BB	2
SO	15
LOB	8



Batter	1	2	3	4	5	6	7	8	9	AB	R	H	RBI	BB	SO	LOB	TOP										
30 Alejandro De Aza, L (1,8) OBP: 0.363, SLG: 0.421 18 Brent Lillibridge, R (6,PR) OBP: 0.265, SLG: 0.227	G4-3	FC5-2		44 S 1B		15 G5-3 BB			15 1B	3	0	1	0	1	0	3											
15 Gordon Beckham, R (1,4) OBP: 0.378, SLG: 0.355	51 1B HBP	K		F9		G5-3			1B	4	1	1	0	0	1	5											
44 Adam Dunn, L (1,3) OBP: 0.455, SLG: 0.556	K	F8		K		K			K	5	0	0	0	0	4	8											
14 Paul Konerko, R (1,10) OBP: 0.455, SLG: 0.642	51 1B		K	L5				G6-3	F6	5	0	1	0	0	1	3											
51 Alex Rios, R (1,9) OBP: 0.377, SLG: 0.429	1B		24 1B		G5-3		G1-3		F9	5	1	2	1	0	0	2											
12 A.J. Pierzynski, L (1,2) OBP: 0.345, SLG: 0.512	G3-1		24 1B 10 SF9 HBP		G4-3		K			3	1	0	0	0	1	2											
24 Dayan Viedro, R (1,7) OBP: 0.312, SLG: 0.515		10 2B 30 FC5-2 1B	10 SF9 1B			10 2B		G3		4	1	3	1	0	0	0											
10 Alexei Ramirez, R (1,6) OBP: 0.250, SLG: 0.294		30 FC5-2 2B	SF9					L4		3	0	2	2	0	0	0											
5 Orlando Hudson, S (1,5) OBP: 0.270, SLG: 0.313		30 FC5-2 BB	G1-3		F7			F7		3	0	0	0	1	0	2											
Inning Stats	R: 1 E: 0 K: 1 S: 15	H: 2 LOB: 2 BB: 0 P: 20	R: 0 E: 0 K: 1 S: 15	H: 2 LOB: 3 BB: 1 P: 26	R: 2 E: 0 K: 1 S: 12	H: 2 LOB: 1 BB: 0 P: 16	R: 0 E: 0 K: 1 S: 9	H: 1 LOB: 1 BB: 0 P: 14	R: 1 E: 0 K: 0 S: 11	H: 2 LOB: 1 BB: 0 P: 15	R: 0 E: 0 K: 1 S: 10	H: 0 LOB: 0 BB: 0 P: 17	R: 0 E: 0 K: 1 S: 10	H: 0 LOB: 0 BB: 0 P: 14	R: 0 E: 0 K: 0 S: 5	H: 0 LOB: 0 BB: 0 P: 7	R: 0 E: 0 K: 1 S: 11	H: 2 LOB: 2 BB: 0 P: 17	1B: 7 2B: 4 3B: 0 HR: 0	SF: 1 SAC: 0 DP: 0 HBP: 2	WP: 0 PB: 0 CS: 2	PA: 41					
PITCHER	IP	WLS	BF	H	R	ER	SO	BB	IBB	HBP	BLK	WP	HR	S	P	ERA	WHIP										
53 Alex Cobb, R (1,1) ERA: 3.71	5.0	L	27	9	4	4	4	1	0	2	0	0	0	62	91	7.20	2.000										
39 J.P. Howell, L (6,1) ERA: 3.95	1.0		3	0	0	0	1	1	0	0	0	0	0	10	17	0.00	1.000										
40 Wade Davis, R (7,1) ERA: 1.85	1.0		3	0	0	0	1	0	0	0	0	0	0	10	14	0.00	0.000										
31 Burke Badenhop, R (8,1) ERA: 3.97	1.0		5	2	0	0	0	0	0	0	0	0	0	9	13	0.00	2.000										
62 Joel Peralta, R (9,1) ERA: 4.43	1.0		3	0	0	0	1	0	0	0	0	0	0	7	11	0.00	0.000										

Chicago White Sox @ Tampa Bay Rays
Tropicana Field, St. Petersburg, FL
Wed May 30 2012, 1:10 PM - 4:09 PM EDT
Att: 13,369 - Dome - 72 F

AB 36
R 4
H 11
RBI 4
BB 2
SO 7
LOB 25



Batter	1	2	3	4	5	6	7	8	9	AB	R	H	RBI	BB	SO	LOB	BOTTOM										
23 Carlos Pena, L (1,3) OBP: 0.345, SLG: 0.381 24 Rich Thompson, L (9,PR) OBP: 0.188, SLG: 0.071	F8		G4-1			HR			20 1B BB	3	1	1	2	1	0	0											
2 B.J. Upton, R (1,8) OBP: 0.331, SLG: 0.430	K			K		K			P3	4	0	0	0	0	3	1											
20 Matt Joyce, L (1,7) OBP: 0.401, SLG: 0.542	P6			G4-3		K			1B	4	0	1	0	0	1	0											
18 Ben Zobrist, S (1,9) OBP: 0.341, SLG: 0.395		P3		F9		G5-3			F6	4	0	0	0	0	0	2											
30 Luke Scott, L (1,10) OBP: 0.300, SLG: 0.460		HR			F7		K		P6	4	1	1	1	0	1	2											
1 Sean Rodriguez, R (1,4) OBP: 0.279, SLG: 0.362		G5-3			K		G1-3			3	0	0	0	0	1	0											
44 Drew Sutton, S (1,5) OBP: 0.290, SLG: 0.310		P4			F8			K		3	0	0	0	0	1	0											
28 José Molina, R (1,2) OBP: 0.253, SLG: 0.301		G3				23 HR 1B		G6-3		3	1	1	0	0	0	0											
9 Elliot Johnson, S (1,6) OBP: 0.327, SLG: 0.373 35 Hideki Matsui, L (6,PH) OBP: 0.167, SLG: 0.667			G5-3			K		F8		1	0	0	0	0	0	0											
2	2	2	3	0	0	0	0	0	1	18	26	9.00	1.000														
37 Matt Thornton, L (6,1) ERA: 2.86	1.0	H	3	0	0	0	2	0	0	0	0	0	8	12	0.00	0.000											
26 Jesse Crain, R (7,1) ERA: 1.26	1.1	H	4	0	0	0	1	0	0	0	0	0	10	14	0.00	0.000											
43 Addison Reed, R (9,1) ERA: 4.41	1.0	S	5	1	0	0	0	1	0	0	0	0	9	14	0.00	2.000											
Inning Stats	R: 0 E: 0 K: 1 S: 8	H: 0 LOB: 0 BB: 0 P: 12	R: 1 E: 0 K: 0 S: 8	H: 1 LOB: 0 BB: 0 P: 16	R: 0 E: 0 K: 0 S: 10	H: 0 LOB: 0 BB: 0 P: 15	R: 0 E: 0 K: 1 S: 6	H: 0 LOB: 0 BB: 0 P: 10	R: 0 E: 0 K: 1 S: 5	H: 0 LOB: 0 BB: 0 P: 6	R: 2 E: 0 K: 3 S: 15	H: 2 LOB: 0 BB: 0 P: 22	R: 0 E: 0 K: 1 S: 7	H: 0 LOB: 0 BB: 0 P: 10	R: 0 E: 0 K: 1 S: 8	H: 0 LOB: 0 BB: 0 P: 11	R: 0 E: 0 K: 0 S: 9	H: 1 LOB: 2 BB: 1 P: 14	1B: 2 2B: 0 3B: 0 HR: 2	SF: 0 SAC: 0 DP: 0 HBP: 0	WP: 0 PB: 0 CS: 0	PA: 32					
PITCHER	IP	WLS	BF	H	R	ER	SO	BB	IBB	HBP	BLK	WP	HR	S	P	ERA	WHIP										
62 Jose Quintana, L (1,1) ERA: 1.76	3.2		12	1	1	1	2	0	0	0	0	0	1	31	50	2.46	0.273										
65 Nate Jones, R (4,1) ERA: 1.73	2.0	W	8	2	2	2	3	0	0	0	0	0	1	18	26	9.00	1.000										

Chicago White Sox @ Tampa Bay Rays
Tropicana Field, St. Petersburg, FL
Wed May 30 2012, 1:10 PM - 4:09 PM EDT
Att: 13,369 - Dome - 72 F

AB 31
R 3
H 4
RBI 3
BB 1
SO 8
LOB 6



Batter	1	2	3	4	5	6	7	8	9	AB	R	H	RBI	BB	SO	LOB	TOP										
11 Robert Andino, R (1,4) OBP: 0.310, SLG: 0.342										3	0	0	0	1	1	1											
6 Steve Tolleson, R (1,7) OBP: 0.321, SLG: 0.481										3	0	1	0	0	0	0											
9 Endy Chavez, L (9, FH) OBP: 0.159, SLG: 0.152										1	0	0	0	0	0	0											
2 J.J. Hardy, R (1,6) OBP: 0.306, SLG: 0.462										4	0	1	0	0	1	3											
10 Adam Jones, R (1,8) OBP: 0.367, SLG: 0.615										4	0	2	0	0	1	0											
32 Matt Wieters, S (1,2) OBP: 0.319, SLG: 0.429										4	0	2	0	0	1	1											
12 Mark Reynolds, R (1,3) OBP: 0.326, SLG: 0.330										4	0	0	0	0	1	5											
19 Chris Davis, L (1,10) OBP: 0.341, SLG: 0.509										4	0	0	0	0	1	4											
24 Wilson Betemit, S (1,5) OBP: 0.299, SLG: 0.404										3	0	1	0	0	0	0											
35 Bill Hall, R (1,9) OBP: 0.500, SLG: 0.556										2	0	0	0	1	2	1											
Inning Stats	R: 0 E: 0 K: 1 S: 9	H: 0 LOB: 0 BB: 0 P: 16	R: 0 E: 0 K: 2 S: 9	H: 0 LOB: 0 BB: 0 P: 11	R: 0 E: 0 K: 2 S: 12	H: 0 LOB: 0 BB: 0 P: 16	R: 0 E: 0 K: 0 S: 5	H: 1 LOB: 1 BB: 0 P: 9	R: 0 E: 0 K: 0 S: 13	H: 1 LOB: 2 BB: 0 P: 24	R: 0 E: 0 K: 0 S: 10	H: 1 LOB: 0 BB: 0 P: 18	R: 0 E: 0 K: 2 S: 10	H: 1 LOB: 1 BB: 0 P: 17	R: 0 E: 0 K: 1 S: 11	H: 3 LOB: 3 BB: 0 P: 14	1B: 7 2B: 1 3B: 0 HR: 0	SF: 0 SAC: 0 DP: 2 HBP: 0	WP: 0 PB: 0 SB: 0 CS: 0	PA: 34							
PITCHER	IP	WLS	BF	H	R	ER	SO	BB	IBB	HBP	BLK	WP	HR	S	P	ERA	WHIP										
14 David Price, L (1,1) ERA: 2.44	7.1	W	26	4	0	0	5	2	0	0	0	0	0	70	113	0.00	0.818										
57 Jake McGee, L (8,1) ERA: 1.59	0.2		2	0	0	0	2	0	0	0	0	0	0	7	11	0.00	0.000										
31 Burke Badenhop, R (9,1) ERA: 3.91	0.1	S	4	3	0	0	0	0	0	0	0	0	0	7	7	0.00	9.000										
56 Fernando Rodney, R (9,1) ERA: 1.05	0.2	S	2	0	0	0	1	0	0	0	0	0	0	4	7	0.00	0.000										

Baltimore Orioles @ Tampa Bay Rays
Tropicana Field, St. Petersburg, FL
Fri Jun 01 2012, 7:14 PM - 9:57 PM EDT
Att. 17,224 - Dome - 72 F

AB 32
R 0
H 7
RBI 0
BB 2
SO 8
LOB 15



Batter	1	2	3	4	5	6	7	8	9	AB	R	H	RBI	BB	SO	LOB	BOTTOM										
23 Carlos Pena, L (1,3) OBP: 0.344, SLG: 0.384										4	0	1	0	0	3	4											
2 B.J. Upton, R (1,8) OBP: 0.323, SLG: 0.417										4	1	0	0	0	2	1											
20 Matt Joyce, L (1,9) OBP: 0.409, SLG: 0.545										3	1	2	0	1	0	0											
18 Ben Zobrist, S (1,4) OBP: 0.340, SLG: 0.392										4	1	1	0	0	1	2											
30 Luke Scott, L (1,10) OBP: 0.299, SLG: 0.455										4	1	1	2	0	1	1											
1 Sean Rodriguez, R (1,5) OBP: 0.280, SLG: 0.357										2	0	0	1	1	0	0											
35 Hideki Matsui, L (1,7) OBP: 0.222, SLG: 0.389										3	1	1	2	0	0	1											
24 Rich Thompson, L (7,7) OBP: 0.176, SLG: 0.067										1	0	0	0	0	0	0											
28 José Molina, R (1,2) OBP: 0.266, SLG: 0.306										2	0	1	0	1	1	0											
9 Elliot Johnson, S (1,6) OBP: 0.336, SLG: 0.375										2	0	1	0	1	0	0											
Inning Stats	R: 5 E: 0 K: 1 S: 21	H: 5 LOB: 2 BB: 2 P: 36	R: 0 E: 0 K: 0 S: 9	H: 0 LOB: 1 BB: 1 P: 16	R: 0 E: 0 K: 1 S: 8	H: 0 LOB: 0 BB: 1 P: 13	R: 0 E: 0 K: 2 S: 9	H: 0 LOB: 0 BB: 0 P: 14	R: 0 E: 0 K: 1 S: 8	H: 0 LOB: 0 BB: 0 P: 10	R: 0 E: 0 K: 1 S: 12	H: 2 LOB: 2 BB: 0 P: 18	R: 0 E: 0 K: 1 S: 5	H: 1 LOB: 0 BB: 0 P: 6	R: 0 E: 0 K: 1 S: 5	H: 0 LOB: 0 BB: 0 P: 5	1B: 6 2B: 1 3B: 0 HR: 1	SF: 0 SAC: 1 DP: 2 HBP: 0	WP: 1 PB: 0 SB: 0 CS: 0	PA: 34							
PITCHER	IP	WLS	BF	H	R	ER	SO	BB	IBB	HBP	BLK	WP	HR	S	P	ERA	WHIP										
16 Wei-Yin Chen, L (1,1) ERA: 3.75	5.2	L	25	5	5	5	5	4	0	0	0	0	1	59	94	7.94	1.588										
63 Kevin Gregg, R (6,1) ERA: 4.11	0.1		3	2	0	0	1	0	0	0	0	0	0	8	13	0.00	6.000										
40 Troy Patton, L (7,1) ERA: 3.75	1.1		4	1	0	0	2	0	0	0	0	0	0	8	9	0.00	0.750										
43 Jim Johnson, R (8,1) ERA: 0.82	0.2		2	0	0	0	0	0	0	0	0	0	0	2	2	0.00	0.000										

Baltimore Orioles @ Tampa Bay Rays
Tropicana Field, St. Petersburg, FL
Fri Jun 01 2012, 7:14 PM - 9:57 PM EDT
Att. 17,224 - Dome - 72 F

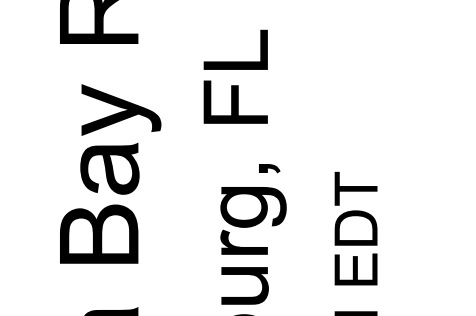
AB 29
R 5
H 8
RBI 5
BB 4
SO 8
LOB 9



Batter	1	2	3	4	5	6	7	8	9	AB	R	H	RBI	BB	SO	LOB	TOP											
9 Endy Chavez, L OBP: 0.164, SLG: 0.200										4	1	1	1	0	2	0	Baltimore Orioles @ Tampa Bay Rays Tropicana Field, St. Petersburg, FL Sat Jun 02 2012, 4:13 PM - 6:58 PM EDT Att: 21,693 - Dome - 72 F											
2 J.J. Hardy, R OBP: 0.305, SLG: 0.463										4	0	1	0	0	0	0												
19 Chris Davis, L OBP: 0.333, SLG: 0.497										4	0	0	0	0	3	1												
10 Adam Jones, R OBP: 0.365, SLG: 0.608										4	0	1	0	0	1	0												
32 Matt Wieters, S OBP: 0.318, SLG: 0.424										4	0	1	0	0	1	1												
12 Mark Reynolds, R OBP: 0.332, SLG: 0.340										3	1	1	0	1	2	2												
24 Wilson Betemit, S OBP: 0.292, SLG: 0.393										4	0	0	0	0	1	4												
3 Ryan Flaherty, L OBP: 0.175, SLG: 0.204										2	0	0	0	0	0	0												
11 Robert Andino, R OBP: 0.305, SLG: 0.337										3	0	0	0	0	1	1												
Inning Stats	R: 0 E: 0 K: 1 S: 11	H: 0 LOB: 0 BB: 0 P: 16	R: 0 E: 0 K: 2 S: 14	H: 0 LOB: 1 BB: 1 P: 23	R: 1 E: 0 K: 1 S: 9	H: 2 LOB: 1 BB: 0 P: 16	R: 0 E: 0 K: 1 S: 9	H: 1 LOB: 1 BB: 0 P: 14	R: 0 E: 0 K: 1 S: 8	H: 0 LOB: 0 BB: 0 P: 10	R: 0 E: 0 K: 1 S: 6	H: 0 LOB: 0 BB: 0 P: 8	R: 1 E: 2 K: 1 S: 12	H: 1 LOB: 2 BB: 0 P: 15	R: 0 E: 0 K: 2 S: 11	H: 0 LOB: 1 BB: 0 P: 14	R: 0 E: 0 K: 1 S: 15	H: 1 LOB: 1 BB: 0 P: 24	1B: 2 2B: 2 3B: 0 HR: 1	SF: 0 SAC: 0 DP: 0 HBP: 0	WP: 0 PB: 0 SB: 1 CS: 0	PA: 34						
PITCHER	IP	WLS	BF	H	R	ER	SO	BB	IBB	HBP	BLK	WP	HR	S	P	ERA	WHIP											
58 Jeremy Hellickson, R ERA: 2.69	(1, 1)	6.2	L	26	4	2	1	8	1	0	0	0	0	1	67	100	1.35	0.750										
57 Jake McGee, L ERA: 1.56	(7, 1)	0.1		1	0	0	0	0	0	0	0	0	0	0	2	2	0.00	0.000										
62 Joel Peralta, R ERA: 4.24	(8, 1)	1.0		3	0	0	0	2	0	0	0	0	0	11	14	0.00	0.000											
31 Burke Badenhop, R ERA: 3.8	(9, 1)	0.2		3	1	0	0	1	0	0	0	0	0	11	18	0.00	1.500											
39 J.P. Howell, L ERA: 3.78	(9, 1)	0.1		1	0	0	0	0	0	0	0	0	0	4	6	0.00	0.000											

Batter	1	2	3	4	5	6	7	8	9	AB	R	H	RBI	BB	SO	LOB	BOTTOM										
23 Carlos Pena, L OBP: 0.342, SLG: 0.378										3	0	0	0	1	2	0	Baltimore Orioles @ Tampa Bay Rays Tropicana Field, St. Petersburg, FL Sat Jun 02 2012, 4:13 PM - 6:58 PM EDT Att: 21,693 - Dome - 72 F										
2 B.J. Upton, R OBP: 0.327, SLG: 0.411										2	0	0	0	2	0	0											
18 Ben Zobrist, S OBP: 0.342, SLG: 0.391										3	0	1	0	1	0	3											
30 Luke Scott, L OBP: 0.293, SLG: 0.444										4	0	0	0	0	1	2											
1 Sean Rodriguez, R OBP: 0.279, SLG: 0.361										4	1	1	0	0	0	0											
35 Hideki Matsui, L OBP: 0.154, SLG: 0.615										4	0	0	0	0	1	1											
44 Drew Sutton, S OBP: 0.265, SLG: 0.281										3	0	0	1	0	1	0											
59 Jose Lobaton, S OBP: 0.318, SLG: 0.263										3	0	0	0	0	1	1											
9 Elliot Johnson, S OBP: 0.328, SLG: 0.364										3	0	0	0	0	1	1											
Inning Stats	R: 0 E: 0 K: 1 S: 7	H: 0 LOB: 1 BB: 1 P: 13	R: 0 E: 0 K: 1 S: 7	H: 0 LOB: 0 BB: 0 P: 12	R: 0 E: 0 K: 1 S: 9	H: 0 LOB: 0 BB: 0 P: 13	R: 0 E: 0 K: 1 S: 7	H: 0 LOB: 0 BB: 0 P: 10	R: 1 E: 0 K: 2 S: 13	H: 1 LOB: 1 BB: 0 P: 15	R: 0 E: 0 K: 0 S: 7	H: 1 LOB: 1 BB: 1 P: 14	R: 0 E: 0 K: 1 S: 7	H: 0 LOB: 0 BB: 0 P: 8	R: 0 E: 1 K: 0 S: 13	H: 0 LOB: 2 BB: 2 P: 22	R: 0 E: 0 K: 0 S: 5	H: 0 LOB: 0 BB: 0 P: 8	1B: 1 2B: 1 3B: 0 HR: 0	SF: 0 SAC: 0 DP: 1 HBP: 0	WP: 1 PB: 0 SB: 0 CS: 1	PA: 33					
PITCHER	IP	WLS	BF	H	R	ER	SO	BB	IBB	HBP	BLK	WP	HR	S	P	ERA	WHIP										
17 Brian Matusz, L ERA: 4.41	(1, 1)	7.1	W	28	2	1	1	7	3	0	0	0	0	64	97	1.23	0.682										
47 Pedro Strop, R ERA: 1.32	(8, 1)	0.2	H	2	0	0	0	1	0	0	0	1	0	6	10	0.00	1.500										
43 Jim Johnson, R ERA: 0.78	(9, 1)	1.0	S	3	0	0	0	0	0	0	0	0	0	5	8	0.00	0.000										

livebaseballscorecards.com



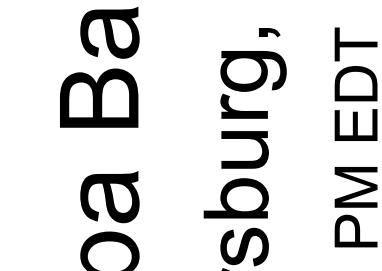
Batter	1	2	3	4	5	6	7	8	9	AB	R	H	RBI	BB	SO	LOB	TOP					
11 Robert Andino, R OBP: 0.303, SLG: 0.339										5	1	1	0	0	3	3	<p>Baltimore Orioles @ Tampa Bay Rays Tropicana Field, St. Petersburg, FL Sun Jun 03 2012, 1:43 PM - 4:42 PM EDT Att: 21,693 - Dome - 72 F</p> <p>livebaseballscorecards.com</p>					
9 Endy Chavez, L OBP: 0.154, SLG: 0.187										5	1	0	0	0	0	1						
2 J.J. Hardy, R OBP: 0.311, SLG: 0.466										5	0	3	0	0	0	1						
10 Adam Jones, R OBP: 0.363, SLG: 0.602										4	0	1	0	0	0	3						
36 Nick Johnson, L OBP: 0.239, SLG: 0.403										1	0	0	0	0	0	2						
32 Matt Wieters, S OBP: 0.330, SLG: 0.449										4	1	3	2	1	1	1						
12 Mark Reynolds, R OBP: 0.343, SLG: 0.378										5	1	3	2	0	0	4						
28 Ronny Paulino, R OBP: 0.324, SLG: 0.389										3	0	0	0	1	1	2						
51 Steve Pearce, R OBP: 0.259, SLG: 0.250										4	0	1	0	0	1	2						
6 Steve Tolleson, R OBP: 0.313, SLG: 0.433										3	0	0	0	1	2	3						
Inning Stats	R: 0 E: 0 K: 1 S: 8	H: 1 LOB: 1 BB: 0 P: 12	R: 1 E: 0 K: 2 S: 13	H: 2 LOB: 2 BB: 1 P: 19	R: 0 E: 0 K: 0 S: 8	H: 2 LOB: 2 BB: 0 P: 12	R: 0 E: 0 K: 0 S: 12	H: 0 LOB: 1 BB: 1 P: 20	R: 1 E: 1 K: 0 S: 11	H: 1 LOB: 2 BB: 1 P: 18	R: 0 E: 0 K: 1 S: 10	H: 1 LOB: 1 BB: 0 P: 12	R: 0 E: 0 K: 1 S: 15	H: 1 LOB: 1 BB: 0 P: 21	R: 1 E: 0 K: 3 S: 17	H: 1 LOB: 0 BB: 0 P: 25	R: 1 E: 0 K: 0 S: 16	H: 3 LOB: 2 BB: 0 P: 26	1B: 9 2B: 1 3B: 0 HR: 2	SF: 0 SAC: 0 DP: 1 HBP: 0	WP: 0 PB: 0 SB: 0 CS: 0	PA: 42
PITCHER	IP WLS BF H R ER SO BB IBB HBP BLK WP HR S P ERA WHIP	IP WLS BF H R ER SO BB IBB HBP BLK WP HR S P ERA WHIP															IP WLS BF H R ER SO BB IBB HBP BLK WP HR S P ERA WHIP					
55 Matt Moore, L ERA: 4.45	6.0	W	28	7	2	1	4	3	0	0	0	0	0	0	1	62	93	1.50	1.667			
57 Jake McGee, L ERA: 1.47	1.0		4	1	0	0	1	0	0	0	0	0	0	0	15	21	0.00	1.000				
40 Wade Davis, R ERA: 2.45	1.1		7	3	2	2	3	0	0	0	0	0	0	1	23	34	13.50	2.250				
56 Fernando Rodney, R ERA: 1.03	0.2		3	1	0	0	0	0	0	0	0	0	0	0	10	17	0.00	1.500				

Batter	1	2	3	4	5	6	7	8	9	AB	R	H	RBI	BB	SO	LOB	BOTTOM			
23 Carlos Pena, L OBP: 0.345, SLG: 0.376										1	1	0	1	2	0	0	<p>Baltimore Orioles @ Tampa Bay Rays Tropicana Field, St. Petersburg, FL Sun Jun 03 2012, 1:43 PM - 4:42 PM EDT Att: 21,693 - Dome - 72 F</p> <p>livebaseballscorecards.com</p>			
2 B.J. Upton, R OBP: 0.331, SLG: 0.421										4	1	2	2	0	0	1				
20 Matt Joyce, L OBP: 0.400, SLG: 0.535										3	0	0	1	0	2	2				
18 Ben Zobrist, S OBP: 0.341, SLG: 0.393										4	1	1	0	0	2	0				
30 Luke Scott, L OBP: 0.286, SLG: 0.434										4	0	0	0	0	1	1				
35 Hideki Matsui, L OBP: 0.188, SLG: 0.563										3	0	1	0	0	0	0				
24 Rich Thompson, L OBP: 0.167, SLG: 0.063										1	1	0	0	0	0	0				
10 Will Rhymes, L OBP: 0.282, SLG: 0.363										2	1	1	0	0	1	0				
1 Sean Rodriguez, R OBP: 0.282, SLG: 0.363										3	1	1	1	1	1	0				
9 Elliot Johnson, S OBP: 0.333, SLG: 0.364										3	1	0	1	0	0	4				
2B José Molina, R OBP: 0.258, SLG: 0.295										3	1	0	1	0	0	4				
Inning Stats	R: 0 E: 0 K: 0 S: 5	H: 0 LOB: 0 BB: 0 P: 11	R: 0 E: 0 K: 2 S: 9	H: 0 LOB: 0 BB: 0 P: 14	R: 0 E: 0 K: 1 S: 8	H: 0 LOB: 0 BB: 0 P: 11	R: 2 E: 1 K: 0 S: 12	H: 1 LOB: 0 BB: 1 P: 23	R: 2 E: 0 K: 1 S: 10	H: 1 LOB: 2 BB: 3 P: 28	R: 4 E: 2 K: 0 S: 17	H: 4 LOB: 1 BB: 0 P: 28	R: 0 E: 0 K: 2 S: 9	H: 0 LOB: 0 BB: 0 P: 13	R: 0 E: 0 K: 1 S: 6	H: 0 LOB: 0 BB: 0 P: 9	1B: 4 2B: 2 3B: 0 HR: 0	SF: 2 SAC: 0 DP: 0 HBP: 0	WP: 1 PB: 0 SB: 0 CS: 0	PA: 35
PITCHER	IP WLS BF H R ER SO BB IBB HBP BLK WP HR S P ERA WHIP	IP WLS BF H R ER SO BB IBB HBP BLK WP HR S P ERA WHIP															IP WLS BF H R ER SO BB IBB HBP BLK WP HR S P ERA WHIP			
34 Jake Arrieta, R ERA: 5.53	4.2	L	20	4	4	4	3	4	0	0	0	0	0	0	1	18	27.00	3.000		
37 Dana Eveland, L ERA: 3.93	0.2		4	2	2	2	1	0	0	0	0	0	0	0	9	14	13.50	3.000		
38 Luis Ayala, R ERA: 2.13	0.2		5	2	2	1	0	0	0	0	0	0	0	0	11	16	0.00	0.000		
40 Troy Patton, L ERA: 3.55	1.1		4	0	0	0	2	0	0	0	0	0	0	4	6	0.00	0.000			
56 Darren O'Day, R ERA: 1.71	0.2		2	0	0	0	1	0	0	0	0	0	0	0	4	6	0.00	0.000		

AB 39
R 4
H 12
RBI 4
BB 3
SO 8
LOB 22



AB 29
R 8
H 6
RBI 6
BB 4
SO 7
LOB 8



Batter	1	2	3	4	5	6	7	8	9	AB	R	H	RBI	BB	SO	LOB	TOP										
8 Desmond Jennings, R OBP: 0.331, SLG: 0.593										4	0	1	0	0	2	0	Tampa Bay Rays @ New York Yankees Yankee Stadium, Bronx, NY Tue Jun 05 2012, 7:08 PM - 9:52 PM EDT Att: 40,537 - Cloudy - 62 F										
2 B.J. Upton, R OBP: 0.329, SLG: 0.416										4	0	1	0	0	1	2											
18 Ben Zobrist, S OBP: 0.335, SLG: 0.385										4	0	0	0	0	1												
35 Hideki Matsui, L OBP: 0.150, SLG: 0.450										4	0	0	0	0	1	0											
1 Sean Rodriguez, R OBP: 0.281, SLG: 0.356										3	0	0	0	1	0	0											
23 Carlos Pena, L OBP: 0.345, SLG: 0.375										3	0	1	0	0	2	1											
30 Luke Scott, L OBP: 0.282, SLG: 0.426										3	0	0	0	0	2	2											
28 José Molina, R OBP: 0.270, SLG: 0.300										2	0	1	0	1	1	0											
9 Elliot Johnson, S OBP: 0.325, SLG: 0.354										3	0	0	0	0	2	3											
Inning Stats	R: 0 E: 0 K: 1 S: 7	H: 0 LOB: 0 BB: 0 P: 10	R: 0 E: 0 K: 2 S: 12	H: 0 LOB: 1 BB: 1 P: 20	R: 0 E: 0 K: 3 S: 12	H: 0 LOB: 0 BB: 0 P: 16	R: 0 E: 0 K: 0 S: 6	H: 1 LOB: 0 BB: 0 P: 11	R: 0 E: 0 K: 1 S: 12	H: 1 LOB: 2 BB: 1 P: 17	R: 0 E: 0 K: 1 S: 11	H: 0 LOB: 0 BB: 0 P: 15	R: 0 E: 0 K: 1 S: 7	H: 0 LOB: 0 BB: 0 P: 10	R: 0 E: 0 K: 1 S: 10	H: 2 LOB: 2 BB: 0 P: 15	R: 0 E: 0 K: 1 S: 7	H: 0 LOB: 0 BB: 0 P: 12	1B: 4 2B: 0 3B: 0 HR: 0	SF: 0 SAC: 0 DP: 1 HBP: 0	WP: 0 PB: 0 SB: 1 CS: 0	PA: 32					
PITCHER	IP	WLS	BF	H	R	ER	SO	BB	IBB	HBP	BLK	WP	HR	S	P	ERA	WHIP										
46 Andy Pettitte, L ERA: 2.78	(1, 1)	7.1	W	25	2	0	0	10	2	0	0	0	0	70	103	0.00	0.545										
36 Freddy Garcia, R ERA: 7.56	(8, 1)	1.2		7	2	0	0	1	0	0	0	0	0	14	23	0.00	1.200										

AB	30
R	0
H	4
RBI	0
BB	2
SO	11
LOB	9



Batter	1	2	3	4	5	6	7	8	9	AB	R	H	RBI	BB	SO	LOB	BOTTOM										
2 Derek Jeter, R OBP: 0.377, SLG: 0.452										5	0	0	0	0	0	2	Tampa Bay Rays @ New York Yankees Yankee Stadium, Bronx, NY Tue Jun 05 2012, 7:08 PM - 9:52 PM EDT Att: 40,537 - Cloudy - 62 F										
14 Curtis Granderson, L OBP: 0.354, SLG: 0.542										5	1	1	0	0	1	2											
13 Alex Rodriguez, R OBP: 0.368, SLG: 0.438										4	1	0	0	1	2	2											
24 Robinson Canó, L OBP: 0.349, SLG: 0.505										3	1	2	0	0	0	0											
17 Jayson Nix, R OBP: 0.333, SLG: 0.517										0	0	0	0	0	0	0											
25 Mark Teixeira, S OBP: 0.313, SLG: 0.448										4	0	0	0	0	1	5											
27 Raul Ibanez, L OBP: 0.305, SLG: 0.503										2	1	0	0	2	1	3											
45 Dewayne Wise, L OBP: 0.167, SLG: 0.174										0	0	0	0	0	0	0											
33 Nick Swisher, S OBP: 0.310, SLG: 0.459										4	1	2	1	0	1	4											
12 Eric Chavez, L OBP: 0.319, SLG: 0.446										2	1	0	0	1	0	2											
22 Andrew Jones, R OBP: 0.310, SLG: 0.459										1	0	0	0	0	0	2											
55 Russell Martin, R OBP: 0.352, SLG: 0.376										4	1	3	4	0	0	2											
Inning Stats	R: 2 E: 1 K: 2 S: 15	H: 2 LOB: 2 BB: 1 P: 28	R: 0 E: 0 K: 0 S: 8	H: 1 LOB: 0 BB: 0 P: 13	R: 0 E: 0 K: 0 S: 9	H: 0 LOB: 0 BB: 0 P: 12	R: 4 E: 1 K: 0 S: 16	H: 2 LOB: 1 BB: 2 P: 29	R: 1 E: 0 K: 0 S: 15	H: 2 LOB: 2 BB: 1 P: 27	R: 0 E: 0 K: 1 S: 6	H: 0 LOB: 0 BB: 0 P: 10	R: 0 E: 0 K: 1 S: 12	H: 0 LOB: 2 BB: 0 P: 15	R: 0 E: 0 K: 2 S: 12	H: 1 LOB: 1 BB: 0 P: 20	1B: 5 2B: 2 3B: 0 HR: 1	SF: 0 SAC: 0 DP: 1 HBP: 1	WP: 1 PB: 0 SB: 0 CS: 0	PA: 39							
PITCHER	IP	WLS	BF	H	R	ER	SO	BB	IBB	HBP	BLK	WP	HR	S	P	ERA	WHIP										
33 James Shields, R ERA: 4.27	(1, 1)	5.0	L	27	7	7	5	2	3	0	0	0	0	63	109	9.00	2.000										
27 Cesar Ramos, L ERA: 1.64	(6, 1)	3.0		12	1	0	0	4	0	0	1	0	0	30	45	0.00	0.333										

AB	34
R	7
H	8
RBI	5
BB	4
SO	6
LOB	24



Batter	1	2	3	4	5	6	7	8	9	AB	R	H	RBI	BB	SO	LOB	TOP										
8 Desmond Jennings, R OBP: 0.336, SLG: 0.413										4	1	2	0	0	1	1	Tampa Bay Rays @ New York Yankees Yankee Stadium, Bronx, NY Wed Jun 06 2012, 7:08 PM - 9:41 PM EDT Att: 38,370 - Cloudy - 68 F										
2 B.J. Upton, R OBP: 0.327, SLG: 0.425										4	0	1	1	0	2	1											
20 Matt Joyce, L OBP: 0.397, SLG: 0.525										3	0	0	0	1	0	2											
18 Ben Zobrist, S OBP: 0.329, SLG: 0.377										4	0	0	0	0	1	2											
35 Hideki Matsui, L OBP: 0.125, SLG: 0.375										4	0	0	0	0	0	2											
23 Carlos Pena, L OBP: 0.340, SLG: 0.369										3	0	0	0	0	1	0											
1 Sean Rodriguez, R OBP: 0.282, SLG: 0.361										3	0	1	0	0	0	0											
28 José Molina, R OBP: 0.262, SLG: 0.290										3	0	0	0	0	1	1											
10 Will Rhymes, L OBP: 0.342, SLG: 0.294										2	0	0	0	0	0	1											
Inning Stats	R: 0 E: 0 K: 1 S: 6	H: 1 LOB: 0 BB: 0 P: 10	R: 0 E: 0 K: 0 S: 8	H: 0 LOB: 0 BB: 0 P: 8	R: 0 E: 0 K: 1 S: 9	H: 0 LOB: 1 BB: 0 P: 12	R: 0 E: 0 K: 1 S: 11	H: 0 LOB: 0 BB: 0 P: 22	R: 0 E: 0 K: 1 S: 8	H: 0 LOB: 0 BB: 0 P: 12	R: 0 E: 0 K: 0 S: 6	H: 0 LOB: 0 BB: 0 P: 10	R: 0 E: 0 K: 0 S: 11	H: 0 LOB: 0 BB: 0 P: 15	R: 0 E: 0 K: 1 S: 7	H: 1 LOB: 1 BB: 0 P: 10	R: 1 E: 0 K: 1 S: 11	H: 2 LOB: 1 BB: 0 P: 17	1B: 1 2B: 2 3B: 2 HR: 0	SF: 0 SAC: 0 DP: 1 HBP: 1	WP: 1 PB: 0 CS: 0	PA: 32					
PITCHER	IP	WLS	BF	H	R	ER	SO	BB	IBB	HBP	BLK	WP	HR	S	P	ERA	WHIP										
47 Iván Nova, R ERA: 5.09	8.0	W	29	4	1	1	5	1	0	1	0	1	0	69	103	1.12	0.625										
29 Rafael Soriano, R ERA: 1.8	1.0	S	3	0	0	0	1	0	0	0	0	0	0	8	13	0.00	0.000										

Batter	1	2	3	4	5	6	7	8	9	AB	R	H	RBI	BB	SO	LOB	BOTTOM										
2 Derek Jeter, R OBP: 0.371, SLG: 0.444										4	0	0	0	0	0	2	Tampa Bay Rays @ New York Yankees Yankee Stadium, Bronx, NY Wed Jun 06 2012, 7:08 PM - 9:41 PM EDT Att: 38,370 - Cloudy - 68 F										
14 Curtis Granderson, L OBP: 0.346, SLG: 0.532										4	0	0	0	0	0	2											
13 Alex Rodriguez, R OBP: 0.368, SLG: 0.433										2	0	0	0	1	1	0											
24 Robinson Canó, L OBP: 0.349, SLG: 0.516										3	1	1	1	0	0	0											
25 Mark Teixeira, S OBP: 0.314, SLG: 0.462										3	1	1	1	0	1	0											
27 Raul Ibanez, L OBP: 0.305, SLG: 0.500										3	0	1	0	0	0	0											
45 Dewayne Wise, L OBP: 0.167, SLG: 0.174										0	1	0	0	0	0	0											
33 Nick Swisher, S OBP: 0.311, SLG: 0.462										3	1	1	1	0	1	0											
12 Eric Chavez, L OBP: 0.319, SLG: 0.453										3	0	1	1	0	0	0											
55 Russell Martin, R OBP: 0.345, SLG: 0.368										3	0	0	0	0	1	2											
Inning Stats	R: 0 E: 0 K: 0 S: 8	H: 0 LOB: 0 BB: 0 P: 13	R: 1 E: 0 K: 1 S: 10	H: 1 LOB: 0 BB: 0 P: 13	R: 0 E: 0 K: 0 S: 9	H: 0 LOB: 0 BB: 0 P: 12	R: 1 E: 0 K: 0 S: 10	H: 1 LOB: 0 BB: 1 P: 18	R: 0 E: 0 K: 0 S: 8	H: 0 LOB: 0 BB: 0 P: 14	R: 0 E: 0 K: 1 S: 9	H: 0 LOB: 0 BB: 0 P: 14	R: 0 E: 0 K: 2 S: 8	H: 0 LOB: 0 BB: 0 P: 12	R: 2 E: 0 K: 0 S: 13	H: 3 LOB: 2 BB: 0 P: 20	1B: 1 2B: 2 3B: 0 HR: 2	SF: 0 SAC: 0 DP: 0 HBP: 0	WP: 0 PB: 0 CS: 0	PA: 29							
PITCHER	IP	WLS	BF	H	R	ER	SO	BB	IBB	HBP	BLK	WP	HR	S	P	ERA	WHIP										
53 Alex Cobb, R ERA: 4.13	7.0	L	26	5	4	4	4	1	0	0	0	0	2	68	105	5.14	0.857										
31 Burke Badenhop, R ERA: 3.7	0.2		2	0	0	0	0	0	0	0	0	0	0	5	9	0.00	0.000										
39 J.P. Howell, L ERA: 3.71	0.1		1	0	0	0	0	0	0	0	0	0	0	2	2	0.00	0.000										

AB	30
R	1
H	4
RBI	1
BB	1
SO	6
LOB	10



AB	28
R	4
H	5
RBI	4
BB	1
SO	4
LOB	6



livebaseballscores.com


livebaseballscores.com

Batter	1	2	3	4	5	6	7	8	9	AB	R	H	RBI	BB	SO	LOB	TOP										
10 Will Rhymes, L OBP: 0.326, SLG: 0.273 27 Cesar Ramos, L	F8	G6-3		F8		G1-3		G4-6-3 BB		4	0	0	0	1	0	1											
8 Desmond Jennings, R OBP: 0.322, SLG: 0.244	F8			P4		G6-3		G4-6-3		5	0	1	1	0	0	2											
20 Matt Joyce, L OBP: 0.399, SLG: 0.532	F8	K		G4-3			F8	G4-3		5	0	0	0	0	1	3											
2 B.J. Upton, R OBP: 0.347, SLG: 0.422 35 Hideki Matsui, L OBP: 0.160, SLG: 0.440		1B 9 BB		F9		P2		F8		4	1	1	0	0	0	0											
23 Carlos Pena, L OBP: 0.347, SLG: 0.363 44 Drew Sutton, S		1B 9 BB				1B 18 HR		G3		2	3	1	0	2	0	0											
18 Ben Zobrist, S OBP: 0.338, SLG: 0.416		1B 9 BB		HR		HR		1B 9 BB		3	4	3	4	2	0	0											
9 Elliot Johnson, S OBP: 0.338, SLG: 0.374		1B 28 BB		G6-3		G6-3		1B 28 BB		5	2	4	3	0	0	0											
28 José Molina, R OBP: 0.278, SLG: 0.309		1B 10 G6-3		L9		K		1B 10 G6-3		4	2	2	3	1	1	1											
55 Matt Moore, L 40 Wade Davis, R 1 Sean Rodriguez, R		1B 10 G6-3		K		K		1B 10 G6-3		2	0	0	1	0	1	1											
Inning Stats	R: 0 E: 0 K: 0 S: 4	H: 0 LOB: 0 BB: 0 P: 7	R: 5 E: 0 K: 1 S: 17	H: 4 LOB: 1 BB: 2 P: 36	R: 2 E: 0 K: 1 S: 14	H: 2 LOB: 1 BB: 1 P: 27	R: 0 E: 0 K: 0 S: 8	H: 0 LOB: 0 BB: 0 P: 10	R: 2 E: 0 K: 1 S: 12	H: 2 LOB: 0 BB: 0 P: 19	R: 0 E: 0 K: 0 S: 5	H: 0 LOB: 0 BB: 0 P: 7	R: 0 E: 0 K: 0 S: 5	H: 0 LOB: 0 BB: 0 P: 6	R: 3 E: 0 K: 0 S: 14	H: 4 LOB: 2 BB: 1 P: 27	R: 1 E: 0 K: 0 S: 15	H: 2 LOB: 2 BB: 2 P: 27	1B: 10 2B: 2 3B: 0 HR: 2	SF: 0 SAC: 1 DP: 2 HBP: 0	WP: 0 PB: 0 SB: 0 CS: 0	PA: 45					
PITCHER	IP	WLS	BF	H	R	ER	SO	BB	IBB	HBP	BLK	WP	HR	S	P	ERA	WHIP										
38 Carlos Zambrano, R ERA: 3.55 57 Chad Gaudin, R ERA: 4.52 53 Sandy Rosario, R ERA: 16.2 36 Randy Choate, L ERA: 0.49 31 Steve Cishek, R ERA: 2.1	2.1	L	15	5	7	7	1	3	0	0	0	0	1	27	57	27.00	3.429										
7 José Reyes, S OBP: 0.360, SLG: 0.375	K			L8																4	1	1	0	1	2	2	
12 Omar Infante, R OBP: 0.327, SLG: 0.482	G1-3			P3		P6		F7		4	0	0	0	0	0	2											
2 Hanley Ramirez, R OBP: 0.337, SLG: 0.476 22 Donnie Murphy, R OBP: 0.245, SLG: 0.311	K			K		K		1B 27 HR		3	0	1	0	0	2	0											
27 Giancarlo Stanton, R OBP: 0.373, SLG: 0.576		2B 26 G4-6-3		G4-3		1B 20 HR		F8		4	1	2	1	0	0	0											
20 Justin Ruggiano, R OBP: 0.476, SLG: 0.889		BB 26 G4-6-3		2B 17 F9		HR		L1		3	1	2	3	1	0	0											
26 Austin Kearns, R OBP: 0.403, SLG: 0.571		G4-6-3		FC1		K		1B 17 BB		4	0	1	0	0	1	4											
17 Donovan Solano, R OBP: 0.474, SLG: 0.556	K			F9		G5-3		1B		4	0	1	0	0	1	4											
14 John Buck, R OBP: 0.294, SLG: 0.282		K		K		K		F7		4	0	0	0	0	2	4											
38 Carlos Zambrano, S ERA: 0.374, SLG: 0.200 57 Chad Gaudin, R ERA: 4.52 8 Chris Coghlan, L 53 Sandy Rosario, R 36 Randy Choate, L 31 Steve Cishek, R 9 Brett Hayes, R		K		K		K		K		0	0	0	0	0	0	0											
Inning Stats	R: 0 E: 0 K: 2 S: 10	H: 0 LOB: 0 BB: 0 P: 16	R: 0 E: 0 K: 1 S: 11	H: 1 LOB: 1 BB: 1 P: 18	R: 0 E: 0 K: 2 S: 8	H: 0 LOB: 0 BB: 0 P: 12	R: 0 E: 0 K: 1 S: 8	H: 0 LOB: 0 BB: 0 P: 12	R: 0 E: 0 K: 2 S: 14	H: 1 LOB: 2 BB: 0 P: 19	R: 4 E: 0 K: 1 S: 15	H: 3 LOB: 1 BB: 1 P: 25	R: 0 E: 0 K: 0 S: 14	H: 1 LOB: 1 BB: 0 P: 23	R: 0 E: 0 K: 0 S: 5	H: 0 LOB: 0 BB: 0 P: 6	R: 0 E: 0 K: 2 S: 11	H: 2 LOB: 2 BB: 0 P: 16	1B: 5 2B: 2 3B: 0 HR: 1	SF: 0 SAC: 0 DP: 1 HBP: 0	WP: 0 PB: 0 SB: 0 CS: 0	PA: 37					
PITCHER	IP	WLS	BF	H	R	ER	SO	BB	IBB	HBP	BLK	WP	HR	S	P	ERA	WHIP										
55 Matt Moore, L ERA: 4.99 40 Wade Davis, R ERA: 2.2 27 Cesar Ramos, L ERA: 1.38	6.0	W	25	5	4	4	0	2	0	0	0	0	0	14	23	6.00	1.167										
27 Cesar Ramos, L ERA: 1.38	2.0		8	2	0	0	2	0	0	0	0	0	0	16	22	0.00	1.000										

Tampa Bay Rays @ Miami Marlins
Marlins Park, Miami, FL
Sat Jun 09 2012, 7:16 PM - 10:27 PM EDT
Att: 30,963 - Roof Closed - 70 F

livebaseballscorecards.com


AB 38
R 13
H 14
RBI 12
BB 6
SO 3
LOB 12



Tampa Bay Rays @ Miami Marlins
Marlins Park, Miami, FL
Sat Jun 09 2012, 7:16 PM - 10:27 PM EDT
Att: 30,963 - Roof Closed - 70 F

livebaseballscorecards.com

AB 35
R 4
H 8
RBI 4
SO 11
LOB 20



Batter	1	2	3	4	5	6	7	8	9	AB	R	H	RBI	BB	SO	LOB	TOP					
9 Kirk Nieuwenhuis, L OBP: 0.359, SLG: 0.400										4	3	3	0	1	0	0						
1 Jordany Valdespin, L OBP: 0.265, SLG: 0.421										5	2	2	4	0	0	2						
5 David Wright, R OBP: 0.454, SLG: 0.576										4	1	1	0	1	0	1						
21 Lucas Duda, L OBP: 0.350, SLG: 0.449										5	1	2	1	0	0	1						
28 Daniel Murphy, L OBP: 0.329, SLG: 0.354										5	1	1	2	0	3	3						
29 Ike Davis, L OBP: 0.256, SLG: 0.305										4	1	2	3	1	1	0						
44 Jason Bay, R OBP: 0.247, SLG: 0.348										5	0	0	0	0	1	2						
30 Josh Thole, L OBP: 0.331, SLG: 0.328										5	0	1	0	0	0	0						
6 Omar Quintanilla, L OBP: 0.447, SLG: 0.513										4	2	2	0	0	1	2						
Inning Stats	R: 1 H: 1 E: 1 K: 1 S: 12	H: 1 BB: 0 P: 12	R: 0 H: 2 E: 0 K: 0 S: 8	H: 1 BB: 0 P: 11	R: 0 H: 0 E: 0 K: 2 S: 9	H: 0 BB: 0 P: 12	R: 0 H: 0 E: 0 K: 2 S: 12	H: 0 BB: 0 P: 18	R: 2 H: 3 E: 0 K: 1 S: 14	H: 1 BB: 0 P: 20	R: 0 H: 0 E: 0 K: 1 S: 8	H: 0 BB: 1 P: 18	R: 6 H: 4 E: 0 K: 1 S: 18	H: 4 BB: 2 P: 39	R: 2 H: 4 E: 0 K: 0 S: 14	H: 4 BB: 0 P: 26	R: 0 H: 0 E: 0 K: 0 S: 7	H: 0 BB: 0 P: 11	1B: 11 2B: 2 3B: 0 HR: 1	SF: 0 SAC: 0 DP: 1 HBP: 0	WP: 1 PB: 0 SB: 2 CS: 0	PA: 44
PITCHER	IP: 6.2 WLS: L BF: 30 H: 7 R: 6 ER: 5 SO: 6 BB: 2 IBB: 1 HBP: 0 BLK: 0 WP: 1 HR: 0 S: 70 P: 109 ERA: 6.75 WHIP: 1.350	IP: 0.1 WLS: 4 BF: 3 H: 3 R: 3 ER: 3 SO: 0 BB: 0 IBB: 0 HBP: 0 BLK: 0 WP: 0 HR: 1 S: 11 P: 21 ERA: 81.00 WHIP: 9.000	IP: 2.0 WLS: 10 BF: 4 H: 2 R: 2 ER: 2 SO: 0 BB: 0 IBB: 0 HBP: 0 BLK: 0 WP: 0 HR: 0 S: 21 P: 37 ERA: 9.00 WHIP: 2.000											PITCHER	IP: 1.0 WLS: 3 BF: 4 H: 1 R: 0 ER: 0 SO: 0 BB: 0 IBB: 0 HBP: 0 BLK: 0 WP: 0 HR: 0 S: 7 P: 10 ERA: 0.00 WHIP: 0.000							
53 Alex Cobb, R ERA: 4.7	39 J.P. Howell, L ERA: 5.5	27 Cesar Ramos, L ERA: 2.4											48 Frank Francisco, R ERA: 5.33									
8 Desmond Jennings, R OBP: 0.316, SLG: 0.389										5	0	0	0	0	0	3						
23 Carlos Pena, L OBP: 0.346, SLG: 0.352										3	1	0	0	2	1	2						
2 B.J. Upton, R OBP: 0.330, SLG: 0.429									5	1	2	0	0	0	1							
20 Matt Joyce, L OBP: 0.403, SLG: 0.547									4	0	3	0	0	0	1							
35 Hideki Matsui, L OBP: 0.207, SLG: 0.429									3	0	1	1	1	0	3							
10 Will Rhymes, L OBP: 0.315, SLG: 0.266									2	0	0	1	0	1	3							
44 Drew Sutton, S OBP: 0.275, SLG: 0.342									1	0	0	0	0	1	2							
28 José Molina, R OBP: 0.268, SLG: 0.297									4	0	0	0	0	1	4							
9 Elliot Johnson, S OBP: 0.340, SLG: 0.392									4	0	1	0	0	1	0							
1 Sean Rodriguez, R OBP: 0.278, SLG: 0.352									3	0	2	0	1	0	0							
Inning Stats	R: 2 H: 3 E: 0 K: 0 S: 16	H: 3 LOB: 1 P: 26	R: 0 H: 1 E: 0 K: 2 S: 11	H: 1 LOB: 0 P: 17	R: 0 H: 2 E: 0 K: 2 S: 15	H: 2 LOB: 2 P: 20	R: 0 H: 1 E: 0 K: 0 S: 14	H: 1 LOB: 1 P: 17	R: 0 H: 1 E: 0 K: 0 S: 10	H: 1 LOB: 1 P: 15	R: 0 H: 1 E: 0 K: 0 S: 8	H: 1 LOB: 1 P: 13	R: 0 H: 0 E: 0 K: 1 S: 10	H: 0 LOB: 2 P: 20	R: 0 H: 0 E: 0 K: 0 S: 9	H: 0 LOB: 0 P: 12	R: 0 H: 0 E: 0 K: 0 S: 5	H: 0 LOB: 0 P: 8	1B: 8 2B: 1 3B: 0 HR: 0	SF: 1 SAC: 0 DP: 0 HBP: 0	WP: 0 PB: 0 SB: 0 CS: 1	PA: 39
PITCHER	IP: 5.2 WLS: W BF: 27 H: 9 R: 2 ER: 2 SO: 4 BB: 2 IBB: 0 HBP: 0 BLK: 0 WP: 0 HR: 0 S: 73 P: 106 ERA: 3.18 WHIP: 1.941	IP: 0.1 WLS: H BF: 1 H: 0 R: 0 ER: 0 SO: 0 BB: 0 IBB: 0 HBP: 0 BLK: 0 WP: 0 HR: 1 S: 2 P: 2 ERA: 0.00 WHIP: 0.000	IP: 0.2 WLS: 4 BF: 0 H: 0 R: 0 ER: 0 SO: 0 BB: 0 IBB: 0 HBP: 0 BLK: 0 WP: 0 HR: 7 S: 17 P: 17 ERA: 0.00 WHIP: 3.000	IP: 0.1 WLS: 1 BF: 0 H: 0 R: 0 ER: 0 SO: 0 BB: 0 IBB: 0 HBP: 0 BLK: 0 WP: 0 HR: 3 S: 3 P: 3 ERA: 0.00 WHIP: 0.000	IP: 1.0 WLS: 3 BF: 3 H: 0 R: 0 ER: 0 SO: 0 BB: 0 IBB: 0 HBP: 0 BLK: 0 WP: 0 HR: 5 S: 8 P: 8 ERA: 0.00 WHIP: 0.000																	

New York Mets @ Tampa Bay Rays
Tropicana Field, St. Petersburg, FL
Tue Jun 12 2012, 7:12 PM - 10:29 PM EDT
Att: 17,334 - Dome - 72 F

AB	41
R	11
H	14
RBI	10
BB	3
SO	6
LOB	11



New York Mets @ Tampa Bay Rays
Tropicana Field, St. Petersburg, FL
Tue Jun 12 2012, 7:12 PM - 10:29 PM EDT
Att: 17,334 - Dome - 72 F

AB	34
R	2
H	9
RBI	2
BB	4
SO	5
LOB	19



Batter	1	2	3	4	5	6	7	8	9	10	11	12	13	14	15	AB	R	H	RBI	BB	SO	LOB	TOP					
7 José Reyes, S OBP: 0.356, SLG: 0.399 (1.0)																7	1	3	2	1	0	4						
2 Hanley Ramirez, R OBP: 0.333, SLG: 0.458 (1.5)																8	0	2	0	0	3	6						
27 Giancarlo Stanton, R OBP: 0.355, SLG: 0.538 (1.9)																7	0	1	0	0	1	2						
5 Logan Morrison, L OBP: 0.319, SLG: 0.368 (1.10)																7	0	2	0	0	1	1						
12 Omar Infante, R OBP: 0.307, SLG: 0.443 (1.4)																7	0	0	0	0	4	4						
29 Greg Dobbs, L OBP: 0.319, SLG: 0.333 (8.3)																6	0	0	0	1	1	3						
15 Gaby Sanchez, R OBP: 0.225, SLG: 0.280 (1.3)																3	1	1	0	1	0	0						
20 Justin Ruggiano, R (8. PR) OBP: 0.394, SLG: 0.690 (8.7)																3	1	1	0	0	0	3						
6 Scott Cousins, L OBP: 0.376, SLG: 0.750 (1.8)																7	1	3	1	0	1	1						
14 John Buck, R OBP: 0.297, SLG: 0.273 (1.2)																4	0	1	0	1	1	4						
9 Brett Hayes, R (11. PR) OBP: 0.286, SLG: 0.328 (11.2)																2	0	0	0	0	1	1						
Inning Stats	R: 1 E: 1 K: 1 S: 15	H: 2 LOB: 1 BB: 0 P: 19	R: 2 E: 1 K: 0 S: 8	H: 2 LOB: 1 BB: 0 P: 11	R: 0 E: 0 K: 0 S: 9	H: 0 LOB: 0 BB: 0 P: 14	R: 0 E: 0 K: 1 S: 11	H: 1 LOB: 2 BB: 1 P: 20	R: 0 E: 0 K: 0 S: 16	H: 2 LOB: 2 BB: 0 P: 24	R: 0 E: 0 K: 1 S: 8	H: 1 LOB: 1 BB: 0 P: 12	R: 0 E: 0 K: 1 S: 14	H: 0 LOB: 1 BB: 0 P: 19	R: 0 E: 0 K: 2 S: 12	H: 0 LOB: 1 BB: 1 P: 21	R: 0 E: 0 K: 1 S: 10	H: 1 LOB: 2 BB: 1 P: 18	R: 0 E: 0 K: 2 S: 10	H: 1 LOB: 0 BB: 0 P: 13	R: 0 E: 0 K: 1 S: 9	H: 0 LOB: 0 BB: 0 P: 13	R: 1 E: 0 K: 0 S: 11	H: 2 LOB: 2 BB: 1 P: 21	1B: 8 2B: 4 3B: 2 HR: 0	SF: 0 SAC: 0 DP: 0 HBP: 0	WP: 0 PB: 0 SB: 0 CS: 0	PA: 65
PITCHER	IP: 7.2 WLS: 3 BF: 34 H: 9 R: 3 ER: 0 SO: 5 BB: 1 IBB: 0 HBP: 0 BLK: 0 WP: 0 HR: 0 S: 86 ERA: 0.00 WHIP: 1.304															PITCHER	IP: 2.0 WLS: 2 BF: 9 H: 2 R: 0 ER: 0 SO: 3 BB: 0 IBB: 0 HBP: 0 BLK: 0 WP: 0 HR: 0 S: 11 ERA: 0.00 WHIP: 1.000											
33 James Shields, R ERA: 3.72	62 Joel Peralta, R ERA: 3.95	56 Fernando Rodney, R (9.1) ERA: 1.17	57 Jake McGee, L ERA: 1.64	40 Wade Davis, R ERA: 2.03															31 Burke Badenhop, R (12.1) ERA: 3.0	47 Brandon Gomes, R (14.1) ERA: 5.87								

Miami Marlins @ Tampa Bay Rays
Tropicana Field, St. Petersburg, FL
Sat Jun 16 2012, 7:16 PM - 12:22 AM EDT
Att: 22,332 - Dome - 72 F

livebaseballscorecards.com

AB: 61
R: 4
H: 14
RBI: 3
BB: 4
SO: 13
LOB: 29

Batter	1	2	3	4	5	6	7	8	9	10	11	12	13	14	15	AB	R	H	RBI	BB	SO	LOB	BOTTOM			
8 Desmond Jennings, R OBP: 0.302, SLG: 0.352 (1.7)																6	0	0	0	1	1	2				
20 Matt Joyce, L OBP: 0.391, SLG: 0.520 (1.9)																7	0	1	0	0	3	2				
2 B.J. Upton, R OBP: 0.318, SLG: 0.399 (1.8)																7	0	1	0	0	2	2				
35 Hideki Matsui, L OBP: 0.254, SLG: 0.304 (1.10)																6	0	0	0	1	2	1				
18 Ben Zobrist, S OBP: 0.362, SLG: 0.438 (1.4)																4	0	0	0	2	0	1				
23 Carlos Pena, L OBP: 0.349, SLG: 0.341 (1.3)																4	1	2	0	0	1	1				
44 Drew Sutton, S (12. PH) OBP: 0.279, SLG: 0.325 (12.3)																1	0	0	0	0	0	2				
9 Elliot Johnson, S OBP: 0.342, SLG: 0.397 (1.6)																6	1	2	0	0	2	3				
28 José Molina, R OBP: 0.271, SLG: 0.327 (1.2)																4	1	2	2	0	0	2				
59 Jose Lobaton, S (12. PH) OBP: 0.333, SLG: 0.333 (13.2)																2	0	0	0	0	0	1				
1 Sean Rodriguez, R OBP: 0.270, SLG: 0.349 (1.5)																5	0	1	1	0	1	1				
Inning Stats	R: 0 E: 0 K: 2 S: 8	H: 0 LOB: 0 BB: 0 P: 15	R: 0 E: 0 K: 2 S: 9	H: 0 LOB: 0 BB: 0 P: 15	R: 1 E: 0 K: 0 S: 11	H: 2 LOB: 1 BB: 1 P: 22	R: 0 E: 0 K: 0 S: 9	H: 0 LOB: 1 BB: 1 P: 17	R: 1 E: 0 K: 0 S: 9	H: 1 LOB: 0 BB: 0 P: 11	R: 0 E: 0 K: 1 S: 10	H: 0 LOB: 1 BB: 1 P: 21	R: 0 E: 0 K: 1 S: 8	H: 0 LOB: 0 BB: 0 P: 13	R: 0 E: 0 K: 1 S: 6	H: 1 LOB: 2 BB: 1 P: 12	R: 0 E: 0 K: 3 S: 11	H: 1 LOB: 1 BB: 0 P: 17	R: 0 E: 0 K: 1 S: 8	H: 0 LOB: 0 BB: 0 P: 15	R: 1 E: 0 K: 0 S: 10	H: 0 LOB: 0 BB: 0 P: 15	1B: 6 2B: 1 3B: 2 HR: 1	SF: 0 SAC: 1 DP: 2 HBP: 1	WP: 0 PB: 0 SB: 0 CS: 0	PA: 58
PITCHER	IP: 6.1 WLS: 3 BF: 25 H: 4 R: 3 ER: 3 SO: 6 BB: 3 IBB: 0 HBP: 0 BLK: 0 WP: 0 HR: 0 S: 61 ERA: 4.26 WHIP: 1.105															PITCHER	IP: 1.0 WLS: 0 BF: 3 H: 0 R: 0 ER: 0 SO: 3 BB: 0 IBB: 0 HBP: 0 BLK: 0 WP: 0 HR: 0 S: 10 ERA: 0.00 WHIP: 0.000									
19 Anibal Sanchez, R ERA: 3.47	31 Steve Cishek, R ERA: 1.91	34 Edward Mujica, R ERA: 3.86	36 Randy Choate, L ERA: 2.29	58 Ryan Webb, R ERA: 3.81															21 Heath Bell, R ERA: 5.68							

Miami Marlins @ Tampa Bay Rays
Tropicana Field, St. Petersburg, FL
Sat Jun 16 2012, 7:16 PM - 12:22 AM EDT
Att: 22,332 - Dome - 72 F

livebaseballscorecards.com

AB: 52
R: 3
H: 9
RBI: 3
BB: 4
SO: 12
LOB: 18

Batter	1	2	3	4	5	6	7	8	9	AB	R	H	RBI	BB	SO	LOB	TOP										
7 José Reyes, S OBP: 0.351, SLG: 0.393										4	0	0	0	0	2	0	Miami Marlins @ Tampa Bay Rays Tropicana Field, St. Petersburg, FL Sun Jun 17 2012, 1:43 PM - 4:31 PM EDT Att: 33,810 - Dome - 72 F livebaseballscorecards.com										
2 Hanley Ramirez, R OBP: 0.329, SLG: 0.451										4	0	0	0	0	2	0											
27 Giancarlo Stanton, R OBP: 0.350, SLG: 0.527										4	0	0	0	0	3	0											
5 Logan Morrison, L OBP: 0.315, SLG: 0.365										2	0	0	0	1	1	0											
29 Greg Dobbs, L OBP: 0.320, SLG: 0.333										3	0	1	0	0	1	1											
17 Donovan Solano, R OBP: 0.429, SLG: 0.433										2	0	0	0	0	0	1											
6 Scott Cousins, L OBP: 0.273, SLG: 0.545										3	0	0	0	0	3	1											
15 Gaby Sanchez, R OBP: 0.237, SLG: 0.281										3	0	1	0	0	1	0											
9 Brett Hayes, R OBP: 0.274, SLG: 0.314										3	0	0	0	0	1	1											
Inning Stats	R: 0 H: 0 E: 0 K: 2 S: 8	H: 0 LOB: 0 BB: 0 P: 11	R: 0 H: 0 E: 0 K: 1 S: 11	H: 0 LOB: 1 BB: 0 P: 15	R: 0 H: 1 E: 0 K: 0 S: 11	H: 1 LOB: 0 BB: 0 P: 16	R: 0 H: 0 E: 0 K: 2 S: 8	H: 0 LOB: 1 BB: 0 P: 14	R: 0 H: 0 E: 0 K: 1 S: 7	H: 0 LOB: 0 BB: 0 P: 9	R: 0 H: 0 E: 0 K: 1 S: 11	H: 0 LOB: 0 BB: 0 P: 15	R: 0 H: 1 E: 0 K: 2 S: 13	H: 1 LOB: 0 BB: 0 P: 20	R: 0 H: 0 E: 0 K: 2 S: 9	H: 0 LOB: 0 BB: 0 P: 14	R: 0 H: 0 E: 0 K: 2 S: 11	H: 0 LOB: 0 BB: 0 P: 13	1B: 2 2B: 0 3B: 0 HR: 0	SF: 0 SAC: 0 DP: 1 HBP: 1	WP: 0 PB: 0 SB: 0 CS: 0	PA: 30					
PITCHER	IP	WLS	BF	H	R	ER	SO	BB	IBB	HBP	BLK	WP	HR	S	P	ERA	WHIP										
53 Alex Cobb, R ERA: 3.82	7.0	W	24	2	0	0	10	1	0	1	0	0	0	69	100	0.00	0.429										
62 Joel Peralta, R ERA: 3.91	1.0	H	3	0	0	0	2	0	0	0	0	0	0	9	14	0.00	0.000										
56 Fernando Rodney, R ERA: 1.14	1.0	S	3	0	0	0	2	0	0	0	0	0	0	11	13	0.00	0.000										

Batter	1	2	3	4	5	6	7	8	9	AB	R	H	RBI	BB	SO	LOB	BOTTOM										
2 B.J. Upton, R OBP: 0.317, SLG: 0.411										4	2	1	1	0	0	0	Miami Marlins @ Tampa Bay Rays Tropicana Field, St. Petersburg, FL Sun Jun 17 2012, 1:43 PM - 4:31 PM EDT Att: 33,810 - Dome - 72 F livebaseballscorecards.com										
23 Carlos Pena, L OBP: 0.355, SLG: 0.350										3	0	2	0	1	0	1											
18 Ben Zobrist, S OBP: 0.368, SLG: 0.441										3	0	2	1	1	0	1											
35 Hideki Matsui, L OBP: 0.208, SLG: 0.300										4	0	1	0	0	1	5											
62 Joel Peralta, R OBP: 0.300, SLG: 0.384										0	0	0	0	0	0	0											
56 Fernando Rodney, R OBP: 0.327, SLG: 0.310										3	0	0	0	1	2	2											
10 Will Rhymes, L OBP: 0.358, SLG: 0.261										3	0	0	0	0	0	1											
8 Desmond Jennings, R OBP: 0.300, SLG: 0.384										3	1	1	0	1	0	0											
9 Elliot Johnson, S OBP: 0.345, SLG: 0.396										3	1	1	0	1	0	0											
44 Drew Sutton, S OBP: 0.298, SLG: 0.341										4	0	2	1	0	1	2											
1 Sean Rodriguez, R OBP: 0.266, SLG: 0.343										3	0	0	0	0	1	4											
Inning Stats	R: 1 H: 2 E: 0 K: 1 S: 12	H: 2 LOB: 1 BB: 1 P: 26	R: 0 H: 1 E: 0 K: 0 S: 9	H: 1 LOB: 0 BB: 0 P: 12	R: 0 H: 2 E: 0 K: 0 S: 10	H: 2 LOB: 1 BB: 0 P: 19	R: 0 H: 1 E: 0 K: 2 S: 10	H: 1 LOB: 2 BB: 1 P: 17	R: 0 H: 1 E: 0 K: 0 S: 3	H: 1 LOB: 1 BB: 1 P: 11	R: 1 H: 1 E: 0 K: 1 S: 11	H: 1 LOB: 1 BB: 1 P: 23	R: 1 H: 1 E: 1 K: 1 S: 16	H: 1 LOB: 1 BB: 0 P: 21	R: 0 H: 0 E: 0 K: 1 S: 10	H: 0 LOB: 0 BB: 0 P: 13	R: 0 H: 0 E: 0 K: 1 S: 10	H: 0 LOB: 0 BB: 0 P: 13	1B: 7 2B: 2 3B: 0 HR: 1	SF: 0 SAC: 0 DP: 2 HBP: 0	WP: 0 PB: 0 SB: 1 CS: 0	PA: 35					
PITCHER	IP	WLS	BF	H	R	ER	SO	BB	IBB	HBP	BLK	WP	HR	S	P	ERA	WHIP										
55 Josh Johnson, R ERA: 4.18	6.0	L	27	8	2	2	4	4	0	0	0	0	0	55	108	3.00	2.000										
36 Randy Choate, L ERA: 2.18	1.0		5	1	1	0	1	0	0	0	0	0	0	16	21	0.00	1.000										
39 Chris Hatcher, R ERA:	1.0		3	0	0	0	1	0	0	0	0	0	0	10	13	0.00	0.000										

Batter	1	2	3	4	5	6	7	8	9	AB	R	H	RBI	BB	SO	LOB	TOP	
8 Desmond Jennings, R (1.7)										4	2	1	0	1	2	1	<p>Tampa Bay Rays @ Washington Nationals Nationals Park, Washington, DC Tue Jun 19 2012, 7:08 PM - 10:12 PM EDT Att: 27,835 - Clear - 89 F</p> <p>livebaseballscorecards.com</p> <p>AB 34 R 5 H 8 RBI 5 BB 4 SO 7 LOB 20</p>	
23 Carlos Pena, L (1.3)										4	1	2	2	0	1	1		
2 B.J. Upton, R (1.8)										5	0	2	1	0	2	2		
20 Matt Joyce, L (1.9)										3	0	0	0	0	0	3		
1 Sean Rodriguez, R (5.5)										1	0	0	0	0	0	1		
18 Ben Zobrist, S (1.4)										3	1	0	0	1	0	2		
59 Jose Lobaton, S (1.2)										3	1	2	0	1	0	0		
9 Elliot Johnson, S (1.6)										4	0	1	2	0	0	3		
10 Will Rhymes, L (1.5)										3	0	0	0	0	0	2		
44 Drew Sutton, S (8.4)										1	0	0	0	0	1	2		
14 David Price, L (1.1)										2	0	0	0	1	1	1		
35 Hideki Matsui, L (8.4)										1	0	0	0	0	0	2		
62 Joel Peralta, R (8.1)										0	0	0	0	0	0	0		
57 Jake McGee, L (8.1)										0	0	0	0	0	0	0		
56 Fernando Rodney, R (9.1)										0	0	0	0	0	0	0		
Inning Stats	R: 1 H: 3 E: 0 K: 0 S: 17	H: 3 R: 0 ER: 0 LOB: 1 BB: 0 P: 26	R: 4 H: 3 E: 0 K: 0 S: 13	H: 3 R: 0 ER: 0 LOB: 1 BB: 1 P: 19	R: 0 H: 0 E: 0 K: 3 S: 12	H: 0 R: 0 ER: 0 LOB: 1 BB: 0 P: 13	R: 0 H: 0 E: 0 K: 1 S: 11	H: 0 R: 0 ER: 0 LOB: 1 BB: 0 P: 11	R: 0 H: 1 E: 0 K: 1 S: 8	H: 1 R: 0 ER: 0 LOB: 2 BB: 1 P: 17	R: 0 H: 0 E: 0 K: 2 S: 8	H: 0 R: 0 ER: 0 LOB: 0 BB: 0 P: 12	R: 0 H: 0 E: 0 K: 2 S: 8	H: 0 R: 0 ER: 0 LOB: 0 BB: 0 P: 12	1B: 5 2B: 1 3B: 1 HR: 1	SF: 0 SAC: 0 DP: 1 HBP: 1	WP: 0 PB: 0 SB: 0 CS: 0	PA: 39
PITCHER	IP WLS BF H R ER SO BB IBB HBP BLK WP HR S P ERA WHIP	IP WLS BF H R ER SO BB IBB HBP BLK WP HR S P ERA WHIP	IP WLS BF H R ER SO BB IBB HBP BLK WP HR S P ERA WHIP	IP WLS BF H R ER SO BB IBB HBP BLK WP HR S P ERA WHIP	IP WLS BF H R ER SO BB IBB HBP BLK WP HR S P ERA WHIP	IP WLS BF H R ER SO BB IBB HBP BLK WP HR S P ERA WHIP	IP WLS BF H R ER SO BB IBB HBP BLK WP HR S P ERA WHIP	IP WLS BF H R ER SO BB IBB HBP BLK WP HR S P ERA WHIP	IP WLS BF H R ER SO BB IBB HBP BLK WP HR S P ERA WHIP	IP WLS BF H R ER SO BB IBB HBP BLK WP HR S P ERA WHIP	IP WLS BF H R ER SO BB IBB HBP BLK WP HR S P ERA WHIP	IP WLS BF H R ER SO BB IBB HBP BLK WP HR S P ERA WHIP	IP WLS BF H R ER SO BB IBB HBP BLK WP HR S P ERA WHIP	IP WLS BF H R ER SO BB IBB HBP BLK WP HR S P ERA WHIP	IP WLS BF H R ER SO BB IBB HBP BLK WP HR S P ERA WHIP	IP WLS BF H R ER SO BB IBB HBP BLK WP HR S P ERA WHIP	IP WLS BF H R ER SO BB IBB HBP BLK WP HR S P ERA WHIP	IP WLS BF H R ER SO BB IBB HBP BLK WP HR S P ERA WHIP
40 Chien-Ming Wang, R (1.1)	3.1 L 19 7 5 5 1 3 0 0 0 0 0 1 45 77 13.50 3.000		48 Ross Detwiler, L (4.1)	3.2 12 0 0 0 3 0 0 0 1 0 0 0 36 48 0.00 0.000		51 Michael Gonzalez, L (8.1)	1.0 5 1 0 0 1 1 0 0 0 0 0 0 8 17 0.00 2.000		52 Ryan Mattheus, R (9.1)	1.0 3 0 0 0 2 0 0 0 0 0 0 0 8 12 0.00 0.000								

Batter	1	2	3	4	5	6	7	8	9	AB	R	H	RBI	BB	SO	LOB	BOTTOM	
8 Danny Espinosa, S (1.4)										4	1	1	0	0	0	0	<p>Tampa Bay Rays @ Washington Nationals Nationals Park, Washington, DC Tue Jun 19 2012, 7:08 PM - 10:12 PM EDT Att: 27,835 - Clear - 89 F</p> <p>livebaseballscorecards.com</p> <p>AB 31 R 4 H 6 RBI 3 BB 1 SO 5 LOB 6</p>	
34 Bryce Harper, L (1.8)										3	0	0	0	1	1	1		
11 Ryan Zimmerman, R (1.5)										4	1	1	0	0	0	2		
38 Michael Morse, R (1.9)										4	1	2	2	0	1	0		
25 Adam LaRoche, L (1.3)										4	0	0	0	0	1	2		
20 Ian Desmond, R (1.6)										3	1	1	1	0	0	0		
57 Tyler Moore, R (1.7)										3	0	1	0	0	0	0		
26 Jesus Flores, R (1.2)										3	0	0	0	0	1	1		
40 Chien-Ming Wang, R (1.1)										1	0	0	0	0	1	0		
48 Ross Detwiler, R (4.1)										1	0	0	0	0	0	0		
51 Michael Gonzalez, R (8.1)										0	0	0	0	0	0	0		
1 Steve Lombardozzi, S (8.4)										1	0	0	0	0	0	0		
52 Ryan Mattheus, R (9.1)										0	0	0	0	0	0	0		
Inning Stats	R: 1 H: 1 E: 1 K: 2 S: 16	H: 2 R: 1 ER: 0 LOB: 0 BB: 0 P: 12	R: 0 H: 0 E: 0 K: 0 S: 5	H: 0 R: 0 ER: 0 LOB: 0 BB: 1 P: 10	R: 0 H: 1 E: 0 K: 0 S: 4	H: 0 R: 0 ER: 0 LOB: 0 BB: 0 P: 15	R: 2 H: 2 E: 0 K: 0 S: 11	H: 2 R: 0 ER: 0 LOB: 0 BB: 0 P: 13	R: 0 H: 0 E: 0 K: 0 S: 6	H: 0 R: 0 ER: 0 LOB: 0 BB: 0 P: 8	R: 0 H: 0 E: 0 K: 1 S: 8	H: 0 R: 0 ER: 0 LOB: 0 BB: 0 P: 14	R: 0 H: 0 E: 0 K: 1 S: 8	H: 0 R: 0 ER: 0 LOB: 0 BB: 0 P: 14	1B: 4 2B: 1 3B: 0 HR: 2	SF: 0 SAC: 0 DP: 3 HBP: 0	WP: 0 PB: 0 SB: 1 CS: 0	PA: 32
PITCHER	IP WLS BF H R ER SO BB IBB HBP BLK WP HR S P ERA WHIP	IP WLS BF H R ER SO BB IBB HBP BLK WP HR S P ERA WHIP	IP WLS BF H R ER SO BB IBB HBP BLK WP HR S P ERA WHIP	IP WLS BF H R ER SO BB IBB HBP BLK WP HR S P ERA WHIP	IP WLS BF H R ER SO BB IBB HBP BLK WP HR S P ERA WHIP	IP WLS BF H R ER SO BB IBB HBP BLK WP HR S P ERA WHIP	IP WLS BF H R ER SO BB IBB HBP BLK WP HR S P ERA WHIP	IP WLS BF H R ER SO BB IBB HBP BLK WP HR S P ERA WHIP	IP WLS BF H R ER SO BB IBB HBP BLK WP HR S P ERA WHIP	IP WLS BF H R ER SO BB IBB HBP BLK WP HR S P ERA WHIP	IP WLS BF H R ER SO BB IBB HBP BLK WP HR S P ERA WHIP	IP WLS BF H R ER SO BB IBB HBP BLK WP HR S P ERA WHIP	IP WLS BF H R ER SO BB IBB HBP BLK WP HR S P ERA WHIP	IP WLS BF H R ER SO BB IBB HBP BLK WP HR S P ERA WHIP	IP WLS BF H R ER SO BB IBB HBP BLK WP HR S P ERA WHIP	IP WLS BF H R ER SO BB IBB HBP BLK WP HR S P ERA WHIP	IP WLS BF H R ER SO BB IBB HBP BLK WP HR S P ERA WHIP	IP WLS BF H R ER SO BB IBB HBP BLK WP HR S P ERA WHIP
14 David Price, L (1.1)	7.0 W 26 4 4 3 4 1 0 0 0 0 0 0 0 0 0 3.86 1.000		62 Joel Peralta, R (8.1)	0.0 0 0 0 0 0 0 0 0 0 0 0 0 0 0 0 0.00 0.000		57 Jake McGee, L (8.1)	1.0 H 3 0 0 0 0 0 0 0 0 0 0 0 6 8 0.00 0.000		56 Fernando Rodney, R (9.1)	1.0 S 3 0 0 0 1 0 0 0 0 0 0 0 8 14 0.00 0.000								

Batter	1	2	3	4	5	6	7	8	9	AB	R	H	RBI	BB	SO	LOB	TOP						
8 Desmond Jennings, R OBP: 0.302, SLG: 0.358										4	0	1	0	0	2	0	Tampa Bay Rays @ Washington Nationals Nationals Park, Washington, DC Wed Jun 20 2012, 7:08 PM - 9:40 PM EDT Att: 27,485 - Clear - 94 F						
23 Carlos Pena, L OBP: 0.361, SLG: 0.365										3	1	1	0	1	2	1							
2 B.J. Upton, R OBP: 0.322, SLG: 0.415										3	0	1	0	1	0	2							
35 Hideki Matsui, L OBP: 0.207, SLG: 0.291										4	0	1	1	0	1	2							
62 Joel Peralta, R										0	0	0	0	0	0	0							
18 Ben Zobrist, S OBP: 0.361, SLG: 0.427										4	0	0	0	0	2	2							
9 Elliot Johnson, S OBP: 0.341, SLG: 0.408										4	0	1	0	0	1	0							
28 José Molina, R OBP: 0.270, SLG: 0.351										4	1	1	1	0	1	1							
1 Sean Rodríguez, R OBP: 0.261, SLG: 0.337										3	0	0	0	0	2	0							
22 Chris Archer, R										2	0	0	0	0	0	0							
10 Will Rhymes, L OBP: 0.294, SLG: 0.250										1	0	0	0	0	1	0							
31 Burke Badenhop, R OBP: 0.292, SLG: 0.333										0	0	0	0	0	0	0							
44 Drew Sutton, S										0	0	0	0	0	0	0							
Inning Stats	R: 0 H: 0 E: 0 K: 2 S: 10	H: 0 LOB: 1 BB: 1 P: 17	R: 1 H: 1 E: 0 K: 2 S: 9	H: 1 LOB: 0 BB: 0 P: 13	R: 1 H: 2 E: 0 K: 1 S: 19	H: 2 LOB: 2 BB: 1 P: 31	R: 0 H: 0 E: 0 K: 1 S: 5	H: 0 LOB: 0 BB: 0 P: 9	R: 0 H: 1 E: 0 K: 1 S: 8	H: 1 LOB: 1 BB: 0 P: 13	R: 0 H: 1 E: 0 K: 1 S: 11	H: 1 LOB: 1 BB: 0 P: 16	R: 0 H: 0 E: 0 K: 2 S: 8	H: 0 LOB: 0 BB: 0 P: 12	R: 0 H: 1 E: 0 K: 0 S: 9	H: 1 LOB: 0 BB: 0 P: 13	R: 0 H: 0 E: 0 K: 2 S: 11	H: 0 LOB: 0 BB: 0 P: 17	1B: 4 2B: 1 3B: 0 HR: 1	SF: 0 SAC: 0 DP: 1 HBP: 0	WP: 0 PB: 0 SB: 1 CS: 0	PA: 34	
PITCHER	IP WLS BF H R ER SO BB IBB HBP BLK WP HR S P ERA WHIP	IP WLS BF H R ER SO BB IBB HBP BLK WP HR S P ERA WHIP	IP WLS BF H R ER SO BB IBB HBP BLK WP HR S P ERA WHIP	IP WLS BF H R ER SO BB IBB HBP BLK WP HR S P ERA WHIP	IP WLS BF H R ER SO BB IBB HBP BLK WP HR S P ERA WHIP	IP WLS BF H R ER SO BB IBB HBP BLK WP HR S P ERA WHIP	IP WLS BF H R ER SO BB IBB HBP BLK WP HR S P ERA WHIP	IP WLS BF H R ER SO BB IBB HBP BLK WP HR S P ERA WHIP	IP WLS BF H R ER SO BB IBB HBP BLK WP HR S P ERA WHIP	IP WLS BF H R ER SO BB IBB HBP BLK WP HR S P ERA WHIP	IP WLS BF H R ER SO BB IBB HBP BLK WP HR S P ERA WHIP	IP WLS BF H R ER SO BB IBB HBP BLK WP HR S P ERA WHIP	IP WLS BF H R ER SO BB IBB HBP BLK WP HR S P ERA WHIP	IP WLS BF H R ER SO BB IBB HBP BLK WP HR S P ERA WHIP	IP WLS BF H R ER SO BB IBB HBP BLK WP HR S P ERA WHIP	IP WLS BF H R ER SO BB IBB HBP BLK WP HR S P ERA WHIP	IP WLS BF H R ER SO BB IBB HBP BLK WP HR S P ERA WHIP	IP WLS BF H R ER SO BB IBB HBP BLK WP HR S P ERA WHIP	IP WLS BF H R ER SO BB IBB HBP BLK WP HR S P ERA WHIP	IP WLS BF H R ER SO BB IBB HBP BLK WP HR S P ERA WHIP	IP WLS BF H R ER SO BB IBB HBP BLK WP HR S P ERA WHIP	IP WLS BF H R ER SO BB IBB HBP BLK WP HR S P ERA WHIP	IP WLS BF H R ER SO BB IBB HBP BLK WP HR S P ERA WHIP

AB	32
R	2
H	6
RBI	2
BB	2
SO	12
LOB	8



Batter	1	2	3	4	5	6	7	8	9	AB	R	H	RBI	BB	SO	LOB	BOTTOM						
1 Steve Lombardozzi, S OBP: 0.329, SLG: 0.346										3	1	1	0	0	1	0	Tampa Bay Rays @ Washington Nationals Nationals Park, Washington, DC Wed Jun 20 2012, 7:08 PM - 9:40 PM EDT Att: 27,485 - Clear - 94 F						
17 Sean Burnett, L										0	0	0	0	0	0	0							
2 Roger Bernadina, L OBP: 0.327, SLG: 0.378										1	0	0	0	0	0	0							
36 Tyler Clippard, R										0	0	0	0	0	0	0							
34 Bryce Harper, L OBP: 0.372, SLG: 0.514										2	1	1	1	1	0	0							
11 Ryan Zimmerman, R OBP: 0.296, SLG: 0.317										3	1	0	0	0	0	1							
25 Adam LaRoche, L OBP: 0.341, SLG: 0.498										3	0	0	0	0	2	1							
38 Michael Morse, R OBP: 0.250, SLG: 0.328										3	0	0	0	0	0	1							
20 Ian Desmond, R OBP: 0.292, SLG: 0.452										3	0	1	1	0	2	0							
8 Danny Espinosa, S OBP: 0.312, SLG: 0.373										3	0	0	0	0	2	1							
26 Jesus Flores, R OBP: 0.283, SLG: 0.339										3	0	0	0	0	2	0							
37 Stephen Strasburg, R OBP: 0.348, SLG: 0.591										2	0	0	0	0	0	0							
24 Rick Ankiel, L OBP: 0.277, SLG: 0.396										1	0	0	0	0	1	0							
Inning Stats	R: 3 H: 3 E: 1 K: 1 S: 16	H: 3 LOB: 1 BB: 0 P: 31	R: 0 H: 0 E: 0 K: 2 S: 7	H: 0 LOB: 0 BB: 0 P: 12	R: 0 H: 0 E: 0 K: 1 S: 7	H: 0 LOB: 0 BB: 1 P: 13	R: 0 H: 0 E: 0 K: 2 S: 8	H: 0 LOB: 0 BB: 0 P: 11	R: 0 H: 0 E: 0 K: 1 S: 8	H: 0 LOB: 0 BB: 0 P: 11	R: 0 H: 0 E: 0 K: 0 S: 3	H: 0 LOB: 0 BB: 0 P: 4	R: 0 H: 0 E: 0 K: 2 S: 8	H: 0 LOB: 0 BB: 0 P: 11	R: 0 H: 0 E: 0 K: 1 S: 8	H: 0 LOB: 0 BB: 0 P: 8	R: 0 H: 0 E: 0 K: 1 S: 8	H: 0 LOB: 0 BB: 0 P: 8	1B: 2 2B: 1 3B: 0 HR: 0	SF: 0 SAC: 0 DP: 1 HBP: 0	WP: 1 PB: 0 SB: 0 CS: 0	PA: 28	
PITCHER	IP WLS BF H R ER SO BB IBB HBP BLK WP HR S P ERA WHIP	IP WLS BF H R ER SO BB IBB HBP BLK WP HR S P ERA WHIP	IP WLS BF H R ER SO BB IBB HBP BLK WP HR S P ERA WHIP	IP WLS BF H R ER SO BB IBB HBP BLK WP HR S P ERA WHIP	IP WLS BF H R ER SO BB IBB HBP BLK WP HR S P ERA WHIP	IP WLS BF H R ER SO BB IBB HBP BLK WP HR S P ERA WHIP	IP WLS BF H R ER SO BB IBB HBP BLK WP HR S P ERA WHIP	IP WLS BF H R ER SO BB IBB HBP BLK WP HR S P ERA WHIP	IP WLS BF H R ER SO BB IBB HBP BLK WP HR S P ERA WHIP	IP WLS BF H R ER SO BB IBB HBP BLK WP HR S P ERA WHIP	IP WLS BF H R ER SO BB IBB HBP BLK WP HR S P ERA WHIP	IP WLS BF H R ER SO BB IBB HBP BLK WP HR S P ERA WHIP	IP WLS BF H R ER SO BB IBB HBP BLK WP HR S P ERA WHIP	IP WLS BF H R ER SO BB IBB HBP BLK WP HR S P ERA WHIP	IP WLS BF H R ER SO BB IBB HBP BLK WP HR S P ERA WHIP	IP WLS BF H R ER SO BB IBB HBP BLK WP HR S P ERA WHIP	IP WLS BF H R ER SO BB IBB HBP BLK WP HR S P ERA WHIP	IP WLS BF H R ER SO BB IBB HBP BLK WP HR S P ERA WHIP	IP WLS BF H R ER SO BB IBB HBP BLK WP HR S P ERA WHIP	IP WLS BF H R ER SO BB IBB HBP BLK WP HR S P ERA WHIP	IP WLS BF H R ER SO BB IBB HBP BLK WP HR S P ERA WHIP	IP WLS BF H R ER SO BB IBB HBP BLK WP HR S P ERA WHIP	IP WLS BF H R ER SO BB IBB HBP BLK WP HR S P ERA WHIP

AB	27
R	3
H	3
RBI	2
BB	1
SO	10
LOB	4



Batter	1	2	3	4	5	6	7	8	9	AB	R	H	RBI	BB	SO	LOB	TOP			
8 Desmond Jennings, R OBP: 0.302, SLG: 0.548	G4-3	K					G5-3	K		4	0	0	0	1	2	4	Tampa Bay Rays @ Philadelphia Phillies Citizens Bank Park, Philadelphia, PA Sat Jun 23 2012, 4:09 PM - 7:48 PM EDT Att: 44,878 - Partly Cloudy - 86 F			
23 Carlos Pena, L OBP: 0.385, SLG: 0.355 57 Jake McGee, L	K						G5-3	F9		5	0	1	0	0	2	5				
2 B.J. Upton, R OBP: 0.314, SLG: 0.402	P4						CI			4	0	1	0	0	2	0				
35 Hideki Matsui, L OBP: 0.224, SLG: 0.274	K	K					F7			5	1	1	0	0	3	3				
18 Ben Zobrist, S OBP: 0.364, SLG: 0.430										4	0	1	0	0	2	0				
59 Jose Lobaton, S OBP: 0.337, SLG: 0.355 22 Chris Archer, R										5	2	2	0	0	0	3				
28 José Molina, R OBP: 0.270, SLG: 0.351										3	1	1	0	2	2	2				
7 Jeff Keppinger, R OBP: 0.364, SLG: 0.441										0	1	0	0	0	0	0				
										0	0	0	0	0	0	0				
										0	0	0	0	0	0	0				
Inning Stats	R: 0 E: 0 K: 1 S: 7	H: 0 LOB: 0 BB: 0 P: 13	R: 3 E: 1 K: 2 S: 17	H: 2 LOB: 1 BB: 2 P: 30	R: 0 E: 0 K: 2 S: 13	H: 2 LOB: 2 BB: 0 P: 22	R: 0 E: 0 K: 1 S: 14	H: 2 LOB: 0 BB: 1 P: 28	R: 0 E: 0 K: 2 S: 12	H: 1 LOB: 1 BB: 0 P: 18	R: 0 E: 0 K: 0 S: 13	H: 0 LOB: 0 BB: 0 P: 21	R: 1 E: 0 K: 2 S: 17	H: 4 LOB: 3 BB: 0 P: 24	R: 2 E: 0 K: 2 S: 21	H: 3 LOB: 2 BB: 1 P: 31	1B: 13 HR: 0	SF: 0 2B: 1 3B: 0 DP: 0 HBP: 0	WP: 0 PB: 0 SB: 0 CS: 0	PA: 45
PITCHER	IP WLS BF H R ER SO BB IBB HBP BLK WP HR S P ERA WHIP	IP WLS BF H R ER SO BB IBB HBP BLK WP HR S P ERA WHIP	IP WLS BF H R ER SO BB IBB HBP BLK WP HR S P ERA WHIP	IP WLS BF H R ER SO BB IBB HBP BLK WP HR S P ERA WHIP	IP WLS BF H R ER SO BB IBB HBP BLK WP HR S P ERA WHIP	IP WLS BF H R ER SO BB IBB HBP BLK WP HR S P ERA WHIP	IP WLS BF H R ER SO BB IBB HBP BLK WP HR S P ERA WHIP	IP WLS BF H R ER SO BB IBB HBP BLK WP HR S P ERA WHIP	IP WLS BF H R ER SO BB IBB HBP BLK WP HR S P ERA WHIP	IP WLS BF H R ER SO BB IBB HBP BLK WP HR S P ERA WHIP	IP WLS BF H R ER SO BB IBB HBP BLK WP HR S P ERA WHIP	IP WLS BF H R ER SO BB IBB HBP BLK WP HR S P ERA WHIP	IP WLS BF H R ER SO BB IBB HBP BLK WP HR S P ERA WHIP	IP WLS BF H R ER SO BB IBB HBP BLK WP HR S P ERA WHIP	IP WLS BF H R ER SO BB IBB HBP BLK WP HR S P ERA WHIP	IP WLS BF H R ER SO BB IBB HBP BLK WP HR S P ERA WHIP	IP WLS BF H R ER SO BB IBB HBP BLK WP HR S P ERA WHIP	IP WLS BF H R ER SO BB IBB HBP BLK WP HR S P ERA WHIP	IP WLS BF H R ER SO BB IBB HBP BLK WP HR S P ERA WHIP	IP WLS BF H R ER SO BB IBB HBP BLK WP HR S P ERA WHIP
38 Kyle Kendrick, R ERA: 5.24	4.0	20	6	3	2	6	3	0	0	0	0	0	0	0	51	93	4.50	2.250		
46 Raul Valdes, L ERA: 1.84	2.0	7	1	0	0	4	0	0	0	0	0	0	0	19	29	0.00	0.500			
50 Chad Qualls, R ERA: 4.08	0.2	H	3	0	0	0	0	0	0	0	0	0	0	10	16	0.00	0.000			
37 Antonio Bastardo, L ERA: 2.66	1.1	H	8	4	1	1	2	0	0	0	0	0	0	20	29	6.75	3.000			
58 Jonathan Papelbon, R ERA: 2.83	1.0	W	7	3	2	2	2	1	0	0	0	0	0	21	31	18.00	4.000			


Batter	1	2	3	4	5	6	7	8	9	AB	R	H	RBI	BB	SO	LOB	BOTTOM					
11 Jimmy Rollins, S OBP: 0.312, SLG: 0.394	F8									4	2	2	2	0	0	0	Tampa Bay Rays @ Philadelphia Phillies Citizens Bank Park, Philadelphia, PA Sat Jun 23 2012, 4:09 PM - 7:48 PM EDT Att: 44,878 - Partly Cloudy - 86 F					
10 Juan Pierre, L OBP: 0.367, SLG: 0.398 8 Shane Victorino, S OBP: 0.319, SLG: 0.399										3	2	2	3	0	0	0						
3 Hunter Pence, R OBP: 0.334, SLG: 0.458										4	0	0	0	0	1	3						
51 Carlos Ruiz, R OBP: 0.420, SLG: 0.569										3	0	2	1	0	0	0						
24 Ty Wigginton, R OBP: 0.317, SLG: 0.397										4	0	1	0	0	2	5						
27 Placido Polanco, R OBP: 0.303, SLG: 0.350										4	0	0	0	0	1	3						
15 John Mayberry Jr., R OBP: 0.276, SLG: 0.412										4	0	0	0	0	1	1						
7 Michael Martinez, S OBP: 0.209, SLG: 0.225										4	0	0	0	0	2	0						
38 Kyle Kendrick, R ERA: 5.24 18 Mike Fontenot, L OBP: 0.294, SLG: 0.293 46 Raul Valdes, L ERA: 1.84 29 Hector Luna, R OBP: 0.347, SLG: 0.464 50 Chad Qualls, R ERA: 4.08 37 Antonio Bastardo, R ERA: 2.66 58 Jonathan Papelbon, R ERA: 2.83 25 Jim Thome, L OBP: 0.343, SLG: 0.542										0	1	0	0	1	0	0						
										0	1	1	0	0	0	0						
										0	0	0	0	0	0	0						
										0	0	0	0	0	0	0						
										0	0	0	0	0	0	0						
Inning Stats	R: 0 E: 0 K: 2 S: 19	H: 1 LOB: 2 BB: 0 P: 29	R: 0 E: 0 K: 1 S: 10	H: 0 LOB: 0 BB: 0 P: 13	R: 2 E: 0 K: 1 S: 17	H: 2 LOB: 2 BB: 1 P: 29	R: 3 E: 0 K: 2 S: 15	H: 3 LOB: 0 BB: 0 P: 23	R: 0 E: 0 K: 1 S: 11	H: 1 LOB: 1 BB: 0 P: 15	R: 0 E: 0 K: 0 S: 8	H: 0 LOB: 0 BB: 0 P: 13	R: 1 E: 1 K: 0 S: 11	H: 1 LOB: 0 BB: 0 P: 13	R: 0 E: 0 K: 0 S: 11	H: 0 LOB: 0 BB: 0 P: 14	R: 1 E: 0 K: 0 S: 5	H: 1 LOB: 0 BB: 0 P: 8	1B: 6 2B: 0 3B: 0 DP: 1 HR: 3	SF: 0 SAC: 0 DP: 1 HBP: 2	WP: 0 PB: 0 SB: 2 CS: 0	PA: 36
PITCHER	IP WLS BF H R ER SO BB IBB HBP BLK WP HR S P ERA WHIP	IP WLS BF H R ER SO BB IBB HBP BLK WP HR S P ERA WHIP	IP WLS BF H R ER SO BB IBB HBP BLK WP HR S P ERA WHIP	IP WLS BF H R ER SO BB IBB HBP BLK WP HR S P ERA WHIP	IP WLS BF H R ER SO BB IBB HBP BLK WP HR S P ERA WHIP	IP WLS BF H R ER SO BB IBB HBP BLK WP HR S P ERA WHIP	IP WLS BF H R ER SO BB IBB HBP BLK WP HR S P ERA WHIP	IP WLS BF H R ER SO BB IBB HBP BLK WP HR S P ERA WHIP	IP WLS BF H R ER SO BB IBB HBP BLK WP HR S P ERA WHIP	IP WLS BF H R ER SO BB IBB HBP BLK WP HR S P ERA WHIP	IP WLS BF H R ER SO BB IBB HBP BLK WP HR S P ERA WHIP	IP WLS BF H R ER SO BB IBB HBP BLK WP HR S P ERA WHIP	IP WLS BF H R ER SO BB IBB HBP BLK WP HR S P ERA WHIP	IP WLS BF H R ER SO BB IBB HBP BLK WP HR S P ERA WHIP	IP WLS BF H R ER SO BB IBB HBP BLK WP HR S P ERA WHIP	IP WLS BF H R ER SO BB IBB HBP BLK WP HR S P ERA WHIP	IP WLS BF H R ER SO BB IBB HBP BLK WP HR S P ERA WHIP	IP WLS BF H R ER SO BB IBB HBP BLK WP HR S P ERA WHIP	IP WLS BF H R ER SO BB IBB HBP BLK WP HR S P ERA WHIP	IP WLS BF H R ER SO BB IBB HBP BLK WP HR S P ERA WHIP		
33 James Shields, R ERA: 3.99	5.0	25	7	5	5	7	1	0	0	0	0	0	0	0	0	0						
39 J.P. Howell, L ERA: 5.32	1.0	3	0	0	0	0	0	0	0	0	0	8	13	0.00	0.000							
47 Brandon Gomes, R ERA: 5.19	1.0	4	1	1	0	0	0	0	0	0	0	11	13	0.00	1.000							
57 Jake McGee, L ERA: 1.88	1.0	L	4	1	1	1	0	0	0	0	1	16	22	9.00	1.000							



Batter	1	2	3	4	5	6	7	8	9	AB	R	H	RBI	BB	SO	LOB	TOP						
8 Desmond Jennings, R OBP: 0.299, SLG: 0.539	G5-3		F9		K			P4		4	0	0	0	0	1	3	Tampa Bay Rays @ Kansas City Royals Kauffman Stadium, Kansas City, MO Mon Jun 25 2012, 7:11 PM - 9:27 PM CDT Att: 20,200 - Clear - 89 F						
23 Carlos Pena, L OBP: 0.347, SLG: 0.354	BB		F8		K			G3		3	0	0	0	1	1	3							
2 B.J. Upton, R OBP: 0.313, SLG: 0.388	1B				K			G6-3		4	0	1	0	0	2	2							
35 Hideki Matsui, L OBP: 0.227, SLG: 0.261	G5-6-3				K				F9	4	0	0	0	0	2								
18 Ben Zobrist, S OBP: 0.367, SLG: 0.426	P6								G5-3	3	0	1	0	0	1	0							
10 Will Rhymes, L OBP: 0.288, SLG: 0.245										1	0	0	0	0	0	0							
36 Brooks Conrad, S OBP: 0.200, SLG: 0.300	F8									4	0	1	0	0	2	0							
1 Sean Rodriguez, R OBP: 0.266, SLG: 0.339					F8					3	0	1	0	0	1	2							
28 José Molina, R OBP: 0.264, SLG: 0.339			G4-3					G4-6-3		3	0	1	0	0	0	1							
9 Elliot Johnson, S OBP: 0.346, SLG: 0.398								G6-3		3	0	2	0	0	0	0							
Inning Stats	R: 0 E: 0 K: 0 S: 6	H: 1 LOB: 1 BB: 1 P: 12	R: 0 E: 0 K: 1 S: 7	H: 0 LOB: 0 BB: 0 P: 12	R: 0 E: 0 K: 1 S: 11	H: 1 LOB: 1 BB: 0 P: 14	R: 0 E: 0 K: 1 S: 11	H: 2 LOB: 2 BB: 0 P: 20	R: 0 E: 0 K: 3 S: 16	H: 2 LOB: 2 BB: 0 P: 21	R: 0 E: 0 K: 2 S: 7	H: 0 LOB: 0 BB: 0 P: 9	R: 0 E: 0 K: 0 S: 5	H: 1 LOB: 0 BB: 0 P: 9	R: 0 E: 0 K: 0 S: 5	H: 0 LOB: 0 BB: 0 P: 8	R: 0 E: 0 K: 1 S: 5	H: 0 LOB: 0 BB: 0 P: 8	1B: 7 2B: 0 3B: 0 HR: 0	SF: 0 SAC: 0 DP: 2 HBP: 0	WP: 0 PB: 0 SB: 2 CS: 0	PA: 33	
PITCHER 44 Luke Hochevar, R ERA: 5.07	IP: 9.0 WLS: W BF: 33 H: 7 R: 0 ER: 0 SO: 8 BB: 1 IBB: 0 HBP: 0 BLK: 0 WP: 0 HR: 0 S: 73 P: 113 ERA: 0.00 WHIP: 0.889											PITCHER	IP: 9.0 WLS: W BF: 33 H: 7 R: 0 ER: 0 SO: 8 BB: 1 IBB: 0 HBP: 0 BLK: 0 WP: 0 HR: 0 S: 73 P: 113 ERA: 0.00 WHIP: 0.889										

Batter	1	2	3	4	5	6	7	8	9	AB	R	H	RBI	BB	SO	LOB	BOTTOM						
4 Alex Gordon, L OBP: 0.368, SLG: 0.418	G4-3		11 WP			G3-6-1				4	2	3	0	0	0	1	Tampa Bay Rays @ Kansas City Royals Kauffman Stadium, Kansas City, MO Mon Jun 25 2012, 7:11 PM - 9:27 PM CDT Att: 20,200 - Clear - 89 F						
11 Yuniesky Betancourt, R OBP: 0.292, SLG: 0.441	G4-3		16 1B		SF7			F9		3	1	1	3	0	0	1							
8 Mike Moustakas, L OBP: 0.345, SLG: 0.492	2B		21 1B		F9			G3-1		4	0	1	1	0	0	2							
16 Billy Butler, R OBP: 0.356, SLG: 0.500	G5-3		21 1B			G6-3		G6-3		4	0	1	0	0	0	1							
21 Jeff Francoeur, R OBP: 0.301, SLG: 0.396	G4-3		35 1B			G5-3		G5-3		4	1	1	1	0	0	1							
35 Eric Hosmer, L OBP: 0.294, SLG: 0.374	G4-3		13 S			E5			HR	4	2	2	2	0	0	0							
13 Salvador Perez, R OBP: 0.333, SLG: 0.583	G5-3		11 1B			K		G6-3		4	0	1	1	0	1	1							
1 Jarrod Dyson, L OBP: 0.315, SLG: 0.298	G5-3		11 1B			G4-3			F7	4	0	0	0	0	0	0							
2 Alcides Escobar, R OBP: 0.346, SLG: 0.402			11 1B			G3-6-1				3	2	3	0	0	0	0							
Inning Stats	R: 1 E: 0 K: 0 S: 9	H: 2 LOB: 1 BB: 0 P: 14	R: 0 E: 0 K: 0 S: 7	H: 0 LOB: 0 BB: 0 P: 9	R: 5 E: 0 K: 0 S: 19	H: 7 LOB: 1 BB: 0 P: 29	R: 1 E: 0 K: 0 S: 10	H: 2 LOB: 1 BB: 0 P: 15	R: 0 E: 0 K: 1 S: 9	H: 0 LOB: 1 BB: 0 P: 13	R: 0 E: 0 K: 0 S: 5	H: 1 LOB: 0 BB: 0 P: 9	R: 0 E: 0 K: 0 S: 7	H: 0 LOB: 0 BB: 0 P: 13	R: 1 E: 0 K: 0 S: 8	H: 1 LOB: 0 BB: 0 P: 11	1B: 9 2B: 3 3B: 0 HR: 1	SF: 1 SAC: 0 DP: 1 HBP: 0	WP: 1 PB: 0 SB: 2 CS: 0	PA: 35			
PITCHER 53 Alex Cobb, R ERA: 4.73	IP: 8.0 WLS: L BF: 35 H: 13 R: 8 ER: 8 SO: 1 BB: 0 IBB: 0 HBP: 0 BLK: 0 WP: 1 HR: 1 S: 74 P: 113 ERA: 9.00 WHIP: 1.625											PITCHER	IP: 8.0 WLS: L BF: 35 H: 13 R: 8 ER: 8 SO: 1 BB: 0 IBB: 0 HBP: 0 BLK: 0 WP: 1 HR: 1 S: 74 P: 113 ERA: 9.00 WHIP: 1.625										

AB 32
R 0
H 7
RBI 0
BB 1
SO 8
LOB 13



AB 34
R 8
H 13
RBI 8
BB 0
SO 1
LOB 7



Batter	1	2	3	4	5	6	7	8	9	AB	R	H	RBI	BB	SO	LOB	TOP							
2 B.J. Upton, R OBP: 0.308, SLG: 0.382										4	0	0	0	0	1	0								
23 Carlos Pena, L OBP: 0.346, SLG: 0.353										4	1	1	0	0	2	0								
7 Jeff Keppinger, R OBP: 0.360, SLG: 0.423										4	0	2	0	0	0	0								
35 Hideki Matsui, L OBP: 0.228, SLG: 0.260										4	0	1	0	0	1	2								
18 Ben Zobrist, S OBP: 0.369, SLG: 0.429										3	0	1	0	1	0	2								
1 Sean Rodriguez, R OBP: 0.264, SLG: 0.333										4	0	0	0	0	1	3								
8 Desmond Jennings, R OBP: 0.294, SLG: 0.333										3	0	0	0	0	1	1								
36 Brooks Conrad, S OBP: 0.207, SLG: 0.358										3	1	1	1	0	1	0								
59 Jose Lobaton, S OBP: 0.362, SLG: 0.328										3	0	0	0	0	0	0								
Inning Stats	R: 1 E: 1 K: 0 S: 14	H: 2 LOB: 1 BB: 0 P: 21	R: 1 E: 0 K: 2 S: 15	H: 1 LOB: 0 BB: 0 P: 17	R: 0 E: 0 K: 1 S: 8	H: 0 LOB: 0 BB: 0 P: 9	R: 0 E: 0 K: 1 S: 8	H: 1 LOB: 1 BB: 0 P: 12	R: 0 E: 0 K: 1 S: 7	H: 0 LOB: 0 BB: 0 P: 8	R: 0 E: 0 K: 0 S: 12	H: 1 LOB: 2 BB: 1 P: 22	R: 0 E: 0 K: 0 S: 8	H: 0 LOB: 0 BB: 0 P: 10	R: 0 E: 0 K: 2 S: 7	H: 0 LOB: 0 BB: 0 P: 12	R: 0 E: 0 K: 0 S: 7	H: 1 LOB: 0 BB: 0 P: 10	1B: 4 2B: 1 3B: 0 HR: 1	SF: 0 SAC: 0 DP: 1 HBP: 0	WP: 0 PB: 0 SB: 0 CS: 0	PA: 33		
PITCHER	IP WLS BF H R ER SO BB IBB HBP BLK WP HR S P ERA WHIP	IP WLS BF H R ER SO BB IBB HBP BLK WP HR S P ERA WHIP	IP WLS BF H R ER SO BB IBB HBP BLK WP HR S P ERA WHIP	IP WLS BF H R ER SO BB IBB HBP BLK WP HR S P ERA WHIP	IP WLS BF H R ER SO BB IBB HBP BLK WP HR S P ERA WHIP	IP WLS BF H R ER SO BB IBB HBP BLK WP HR S P ERA WHIP	IP WLS BF H R ER SO BB IBB HBP BLK WP HR S P ERA WHIP	IP WLS BF H R ER SO BB IBB HBP BLK WP HR S P ERA WHIP	IP WLS BF H R ER SO BB IBB HBP BLK WP HR S P ERA WHIP	IP WLS BF H R ER SO BB IBB HBP BLK WP HR S P ERA WHIP	IP WLS BF H R ER SO BB IBB HBP BLK WP HR S P ERA WHIP	IP WLS BF H R ER SO BB IBB HBP BLK WP HR S P ERA WHIP	IP WLS BF H R ER SO BB IBB HBP BLK WP HR S P ERA WHIP	IP WLS BF H R ER SO BB IBB HBP BLK WP HR S P ERA WHIP	IP WLS BF H R ER SO BB IBB HBP BLK WP HR S P ERA WHIP	IP WLS BF H R ER SO BB IBB HBP BLK WP HR S P ERA WHIP	IP WLS BF H R ER SO BB IBB HBP BLK WP HR S P ERA WHIP	IP WLS BF H R ER SO BB IBB HBP BLK WP HR S P ERA WHIP	IP WLS BF H R ER SO BB IBB HBP BLK WP HR S P ERA WHIP	IP WLS BF H R ER SO BB IBB HBP BLK WP HR S P ERA WHIP	IP WLS BF H R ER SO BB IBB HBP BLK WP HR S P ERA WHIP	IP WLS BF H R ER SO BB IBB HBP BLK WP HR S P ERA WHIP	IP WLS BF H R ER SO BB IBB HBP BLK WP HR S P ERA WHIP	IP WLS BF H R ER SO BB IBB HBP BLK WP HR S P ERA WHIP

Tampa Bay Rays @ Kansas City Royals
Kauffman Stadium, Kansas City, MO
Tue Jun 26 2012, 7:12 PM - 9:41 PM CDT
Att: 25,982 - Clear - 93 F

AB	32
R	2
H	6
RBI	1
BB	1
SO	7
LOB	8

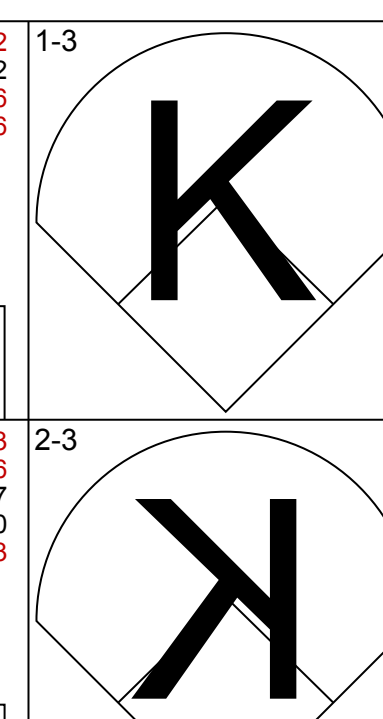
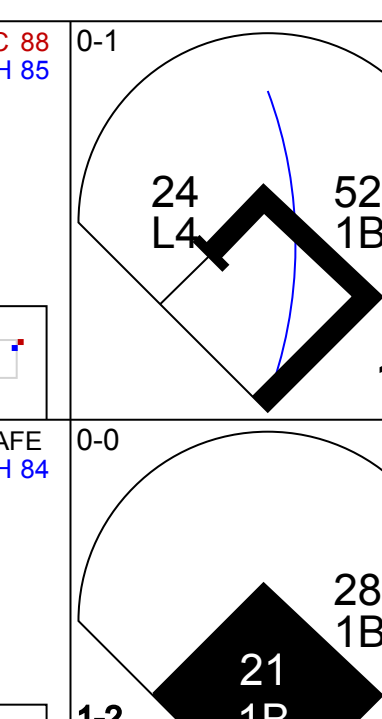
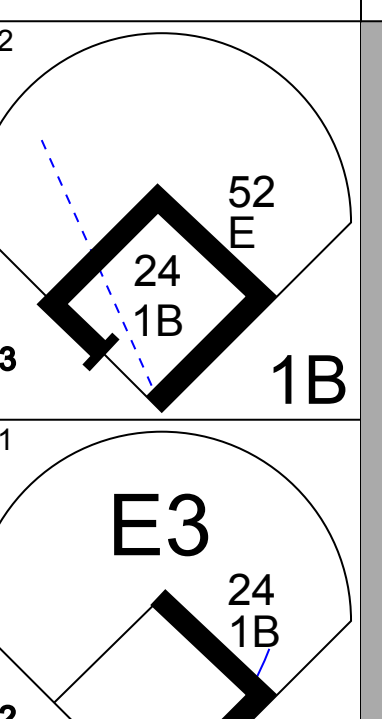
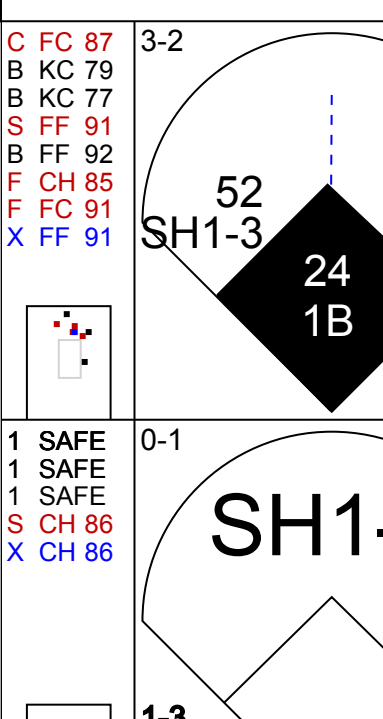
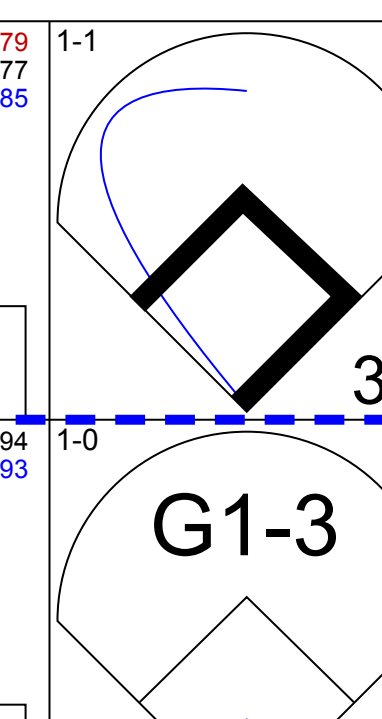
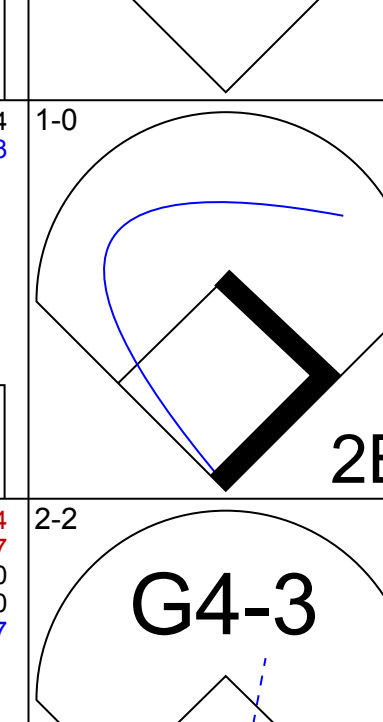
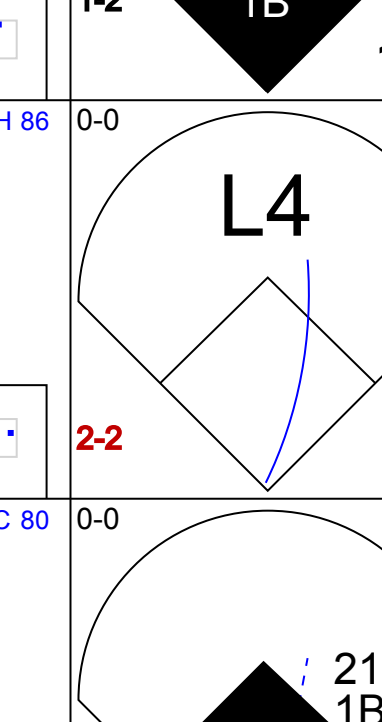
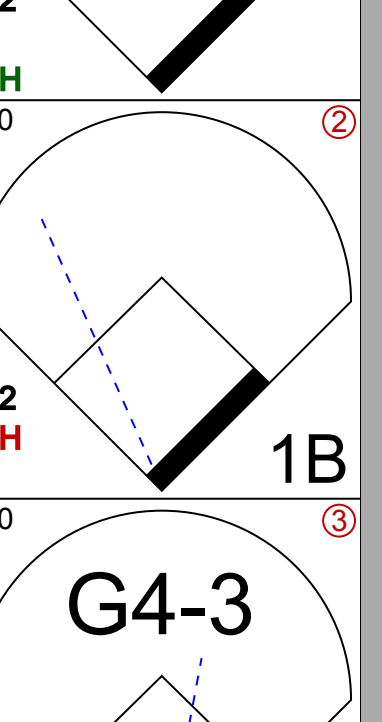
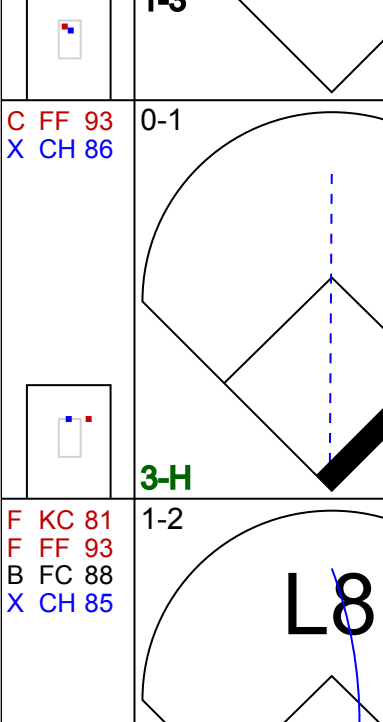


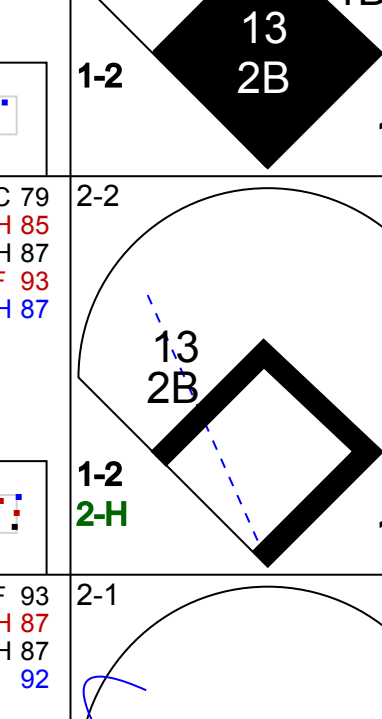



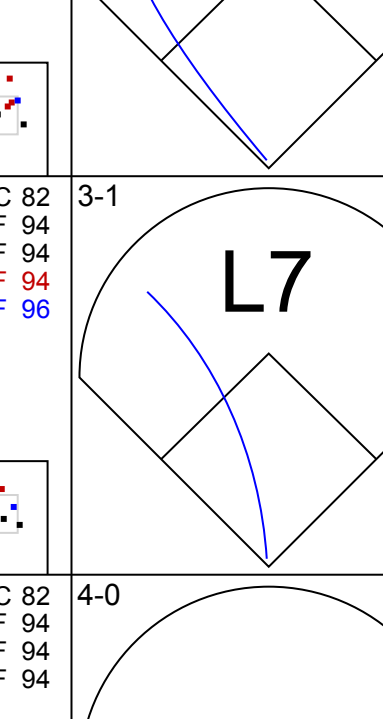

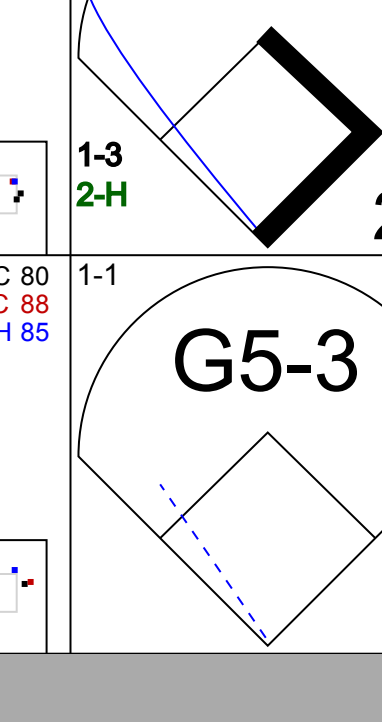



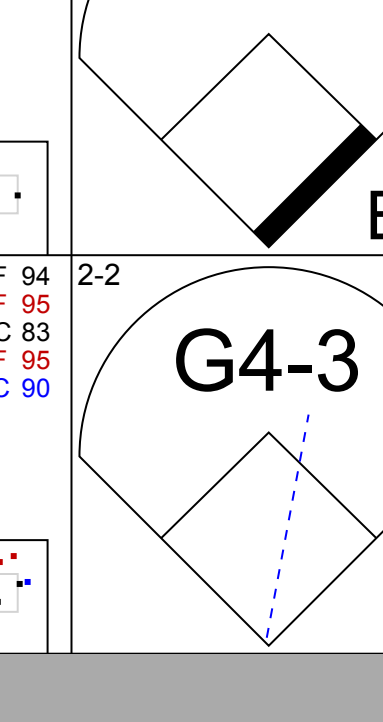

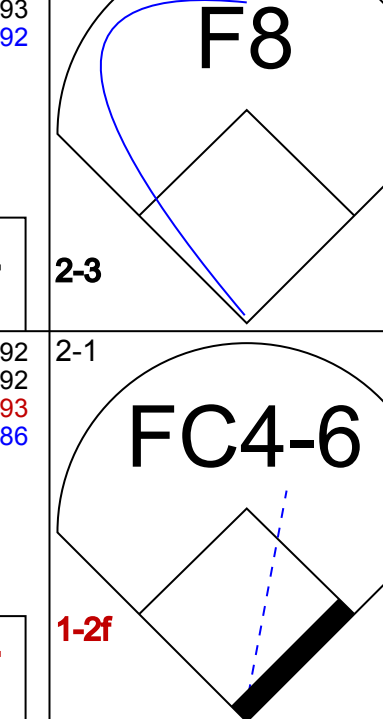

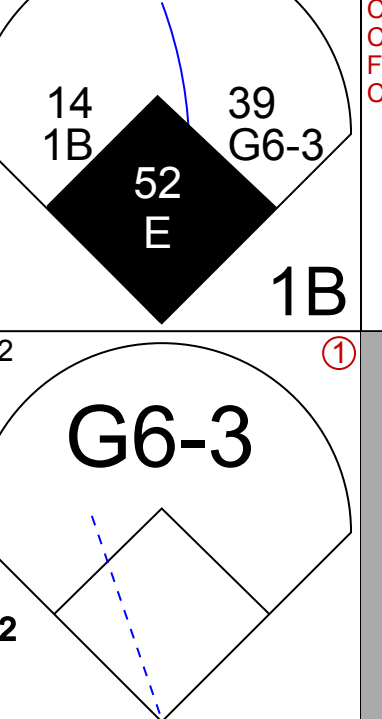
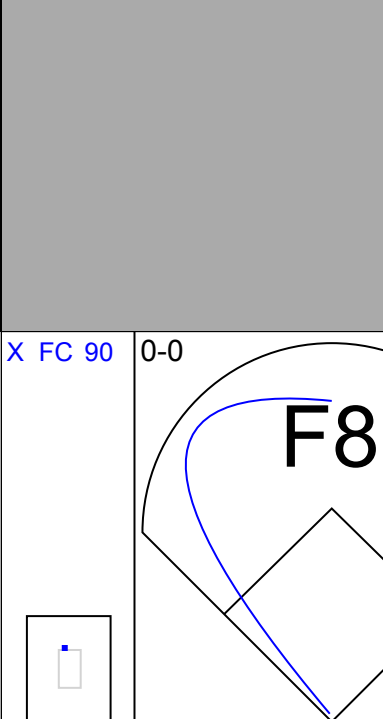
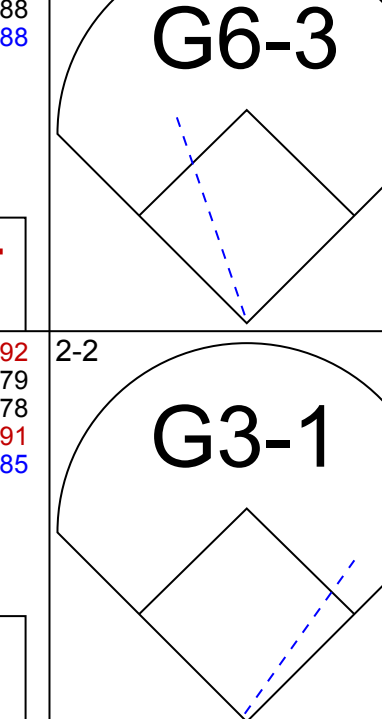

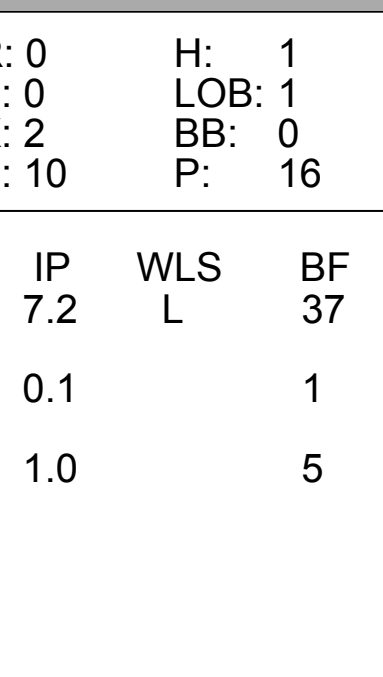
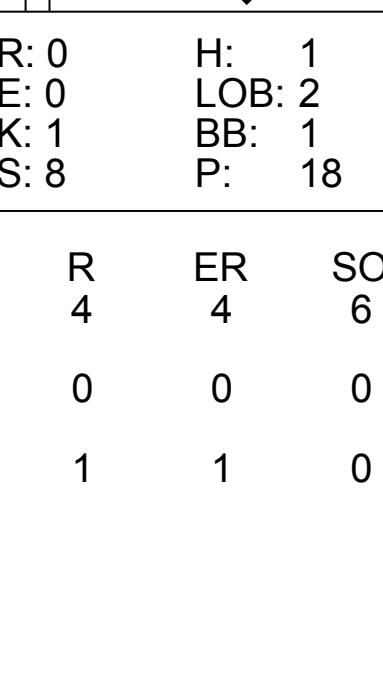
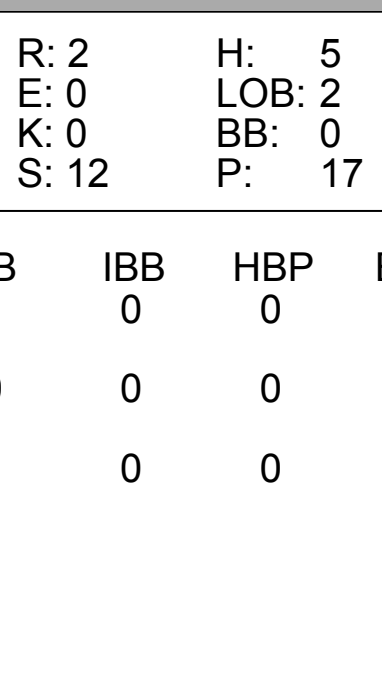
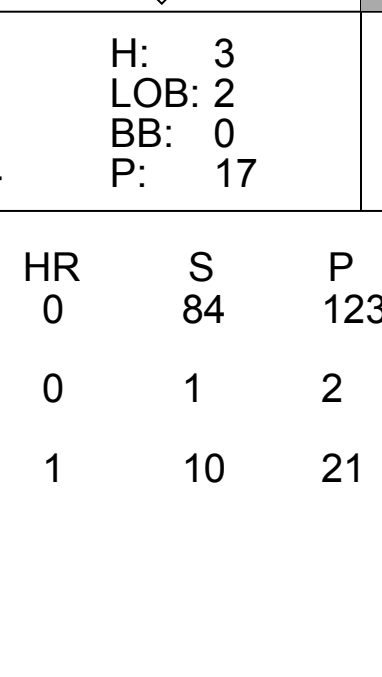
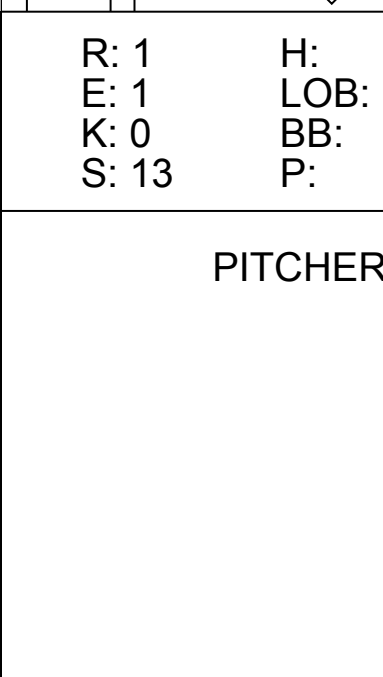
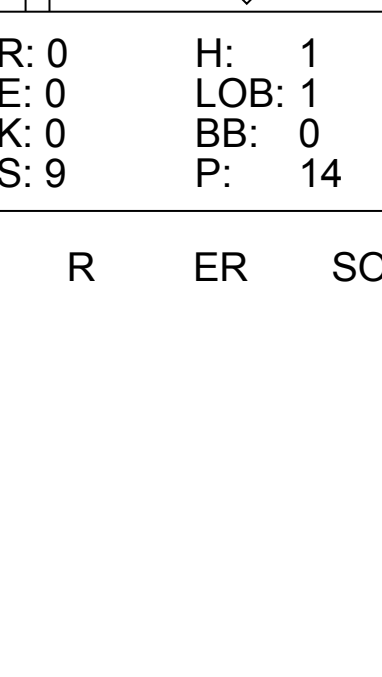

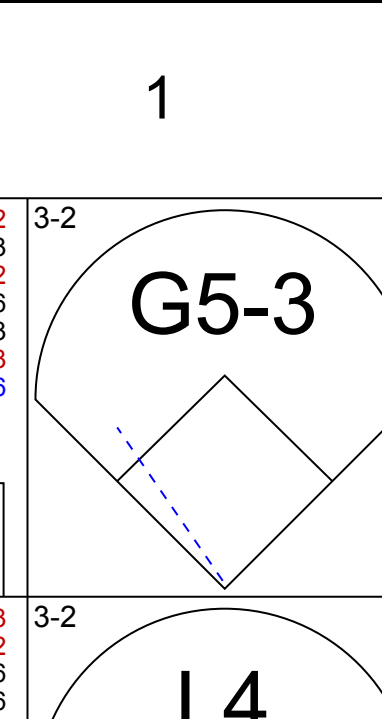

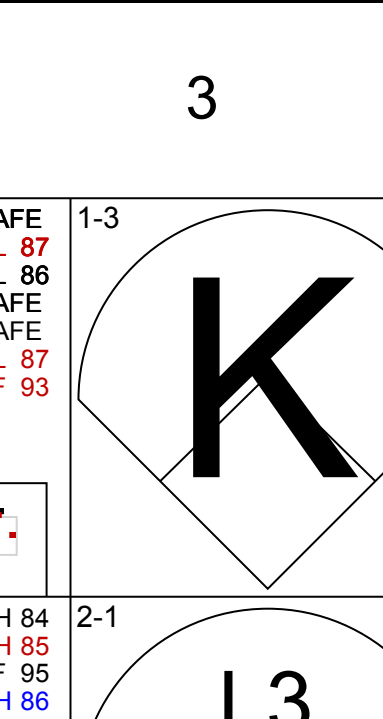




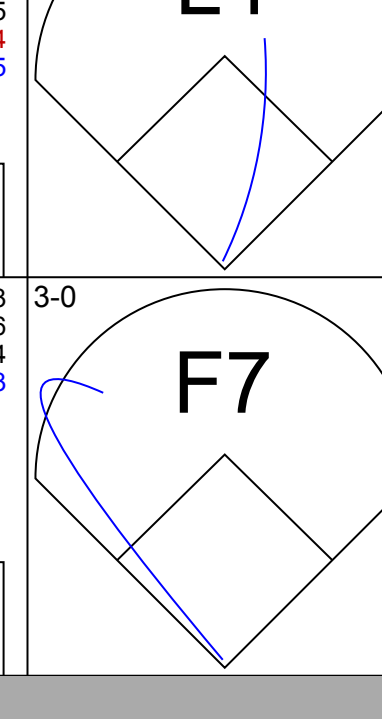

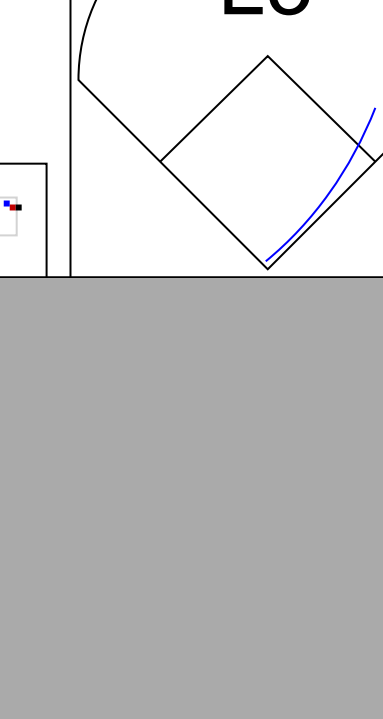
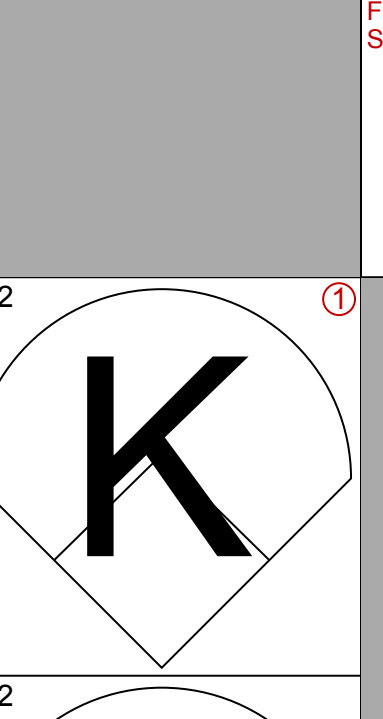
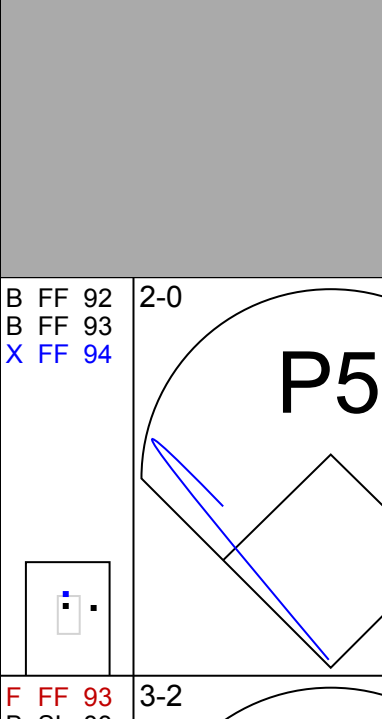
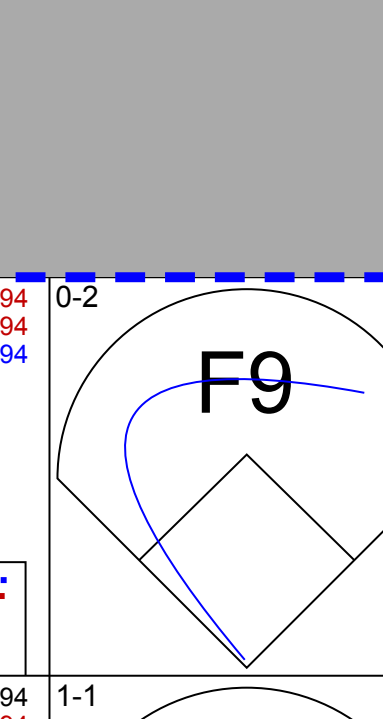

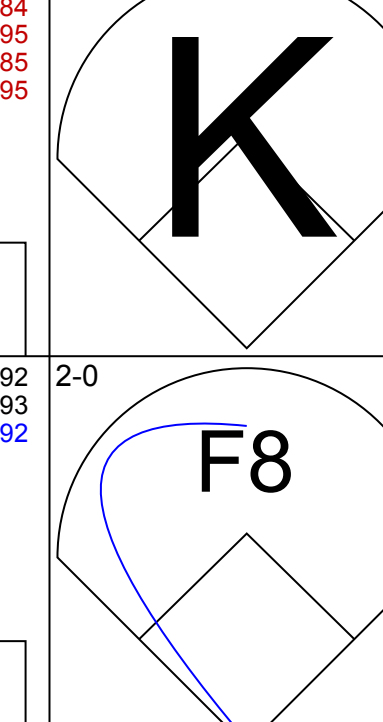

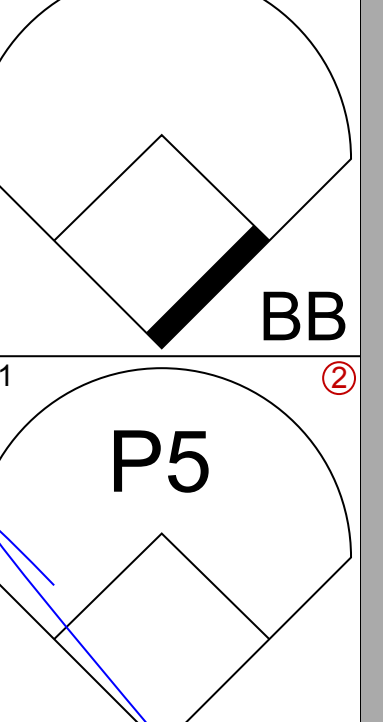
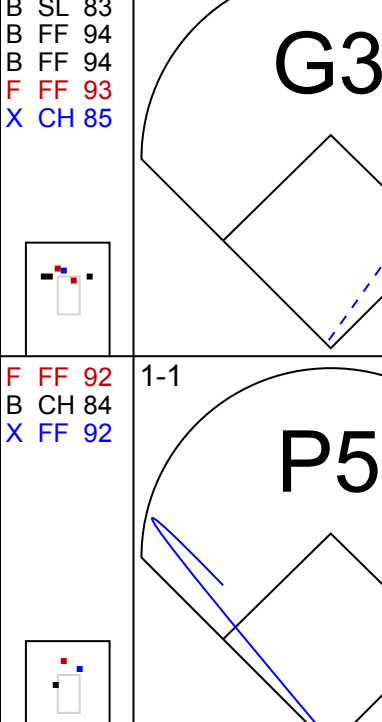
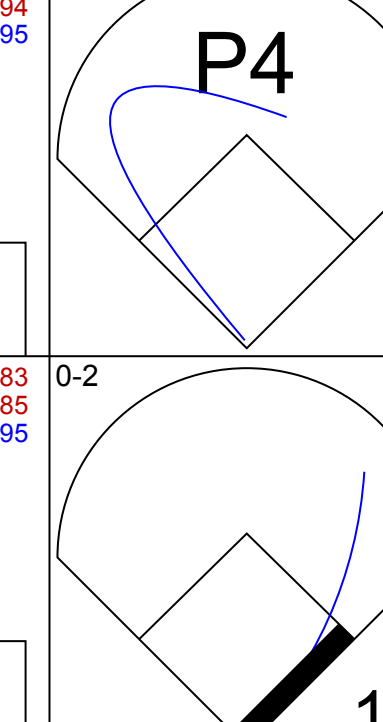

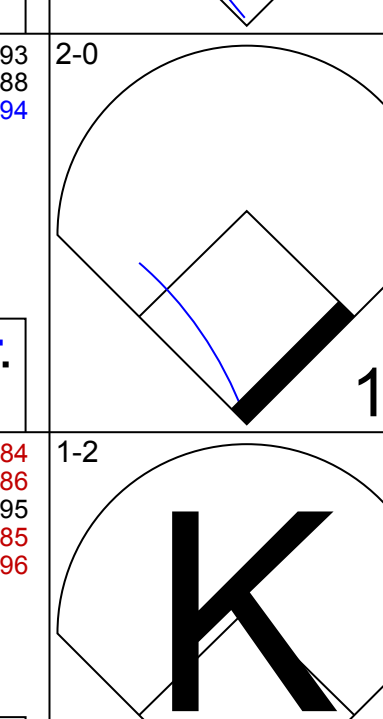

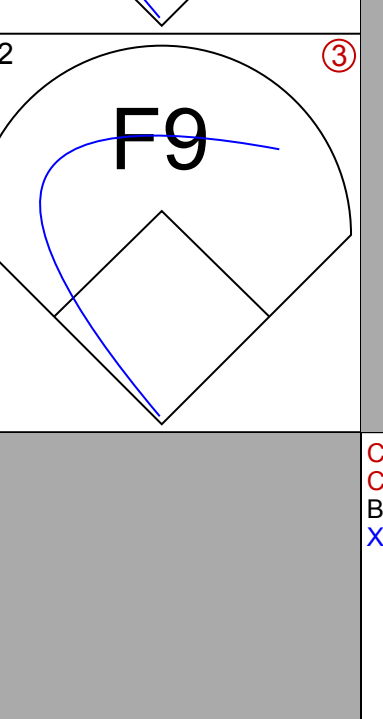

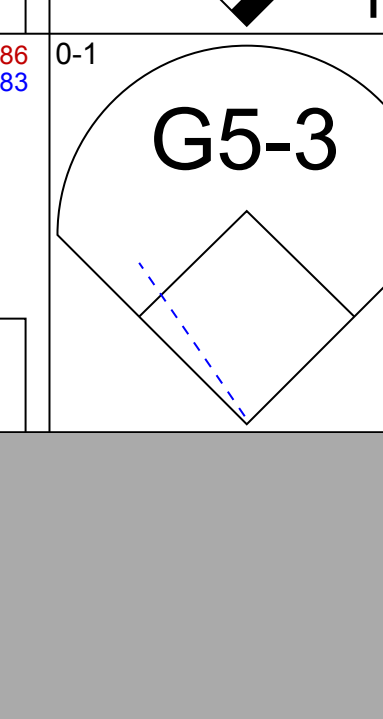


Batter	1	2	3	4	5	6	7	8	9	AB	R	H	RBI	BB	SO	LOB	BOTTOM						
4 Alex Gordon, L OBP: 0.370, SLG: 0.423										4	2	2	1	0	1	0							
11 Yuniesky Betancourt, R OBP: 0.290, SLG: 0.461										4	1	1	2	0	0	1							
8 Mike Moustakas, L OBP: 0.344, SLG: 0.486										3	1	0	0	1	1	0							
16 Billy Butler, R OBP: 0.355, SLG: 0.496										4	0	1	1	0	1	0							
12 Mitch Walter, L OBP: 0.294, SLG: 0.317										0	1	0	0	0	0	0							
21 Jeff Francoeur, R OBP: 0.300, SLG: 0.404										4	1	1	3	0	2	0							
35 Eric Hosmer, L OBP: 0.287, SLG: 0.373										3	0	1	0	1	0	0							
27 Brayan Peña, S OBP: 0.295, SLG: 0.358										3	0	2	0	1	1	1							
1 Jarrod Dyson, L OBP: 0.314, SLG: 0.297										4	1	1	0	0	0	3							
2 Alcides Escobar, R OBP: 0.346, SLG: 0.405										3	1	1	0	0	1	1							
Inning Stats	R: 0 E: 0 K: 1 S: 7	H: 0 LOB: 0 BB: 0 P: 14	R: 0 E: 0 K: 2 S: 11	H: 1 LOB: 1 BB: 0 P: 14	R: 4 E: 1 K: 2 S: 18	H: 4 LOB: 0 BB: 0 P: 31	R: 0 E: 0 K: 1 S: 9	H: 0 LOB: 1 BB: 1 P: 18	R: 0 E: 0 K: 0 S: 5	H: 0 LOB: 0 BB: 0 P: 7	R: 0 E: 0 K: 1 S: 8	H: 0 LOB: 0 BB: 0 P: 13	R: 0 E: 0 K: 0 S: 5	H: 1 LOB: 0 BB: 0 P: 9	R: 4 E: 0 K: 0 S: 11	H: 4 LOB: 2 BB: 2 P: 23	R: 4 E: 0 K: 0 S: 11	H: 4 LOB: 2 BB: 2 P: 23	1B: 6 2B: 2 3B: 0 HR: 2	SF: 0 SAC: 0 DP: 1 HBP: 0	WP: 1 PB: 0 SB: 0 CS: 0	PA: 35	
PITCHER	IP WLS BF H R ER SO BB IBB HBP BLK WP HR S P ERA WHIP	IP WLS BF H R ER SO BB IBB HBP BLK WP HR S P ERA WHIP	IP WLS BF H R ER SO BB IBB HBP BLK WP HR S P ERA WHIP	IP WLS BF H R ER SO BB IBB HBP BLK WP HR S P ERA WHIP	IP WLS BF H R ER SO BB IBB HBP BLK WP HR S P ERA WHIP	IP WLS BF H R ER SO BB IBB HBP BLK WP HR S P ERA WHIP	IP WLS BF H R ER SO BB IBB HBP BLK WP HR S P ERA WHIP	IP WLS BF H R ER SO BB IBB HBP BLK WP HR S P ERA WHIP	IP WLS BF H R ER SO BB IBB HBP BLK WP HR S P ERA WHIP	IP WLS BF H R ER SO BB IBB HBP BLK WP HR S P ERA WHIP	IP WLS BF H R ER SO BB IBB HBP BLK WP HR S P ERA WHIP	IP WLS BF H R ER SO BB IBB HBP BLK WP HR S P ERA WHIP	IP WLS BF H R ER SO BB IBB HBP BLK WP HR S P ERA WHIP	IP WLS BF H R ER SO BB IBB HBP BLK WP HR S P ERA WHIP	IP WLS BF H R ER SO BB IBB HBP BLK WP HR S P ERA WHIP	IP WLS BF H R ER SO BB IBB HBP BLK WP HR S P ERA WHIP	IP WLS BF H R ER SO BB IBB HBP BLK WP HR S P ERA WHIP	IP WLS BF H R ER SO BB IBB HBP BLK WP HR S P ERA WHIP	IP WLS BF H R ER SO BB IBB HBP BLK WP HR S P ERA WHIP	IP WLS BF H R ER SO BB IBB HBP BLK WP HR S P ERA WHIP	IP WLS BF H R ER SO BB IBB HBP BLK WP HR S P ERA WHIP	IP WLS BF H R ER SO BB IBB HBP BLK WP HR S P ERA WHIP	IP WLS BF H R ER SO BB IBB HBP BLK WP HR S P ERA WHIP

Tampa Bay Rays @ Kansas City Royals
Kauffman Stadium, Kansas City, MO
Tue Jun 26 2012, 7:12 PM - 9:41 PM CDT
Att: 25,982 - Clear - 93 F

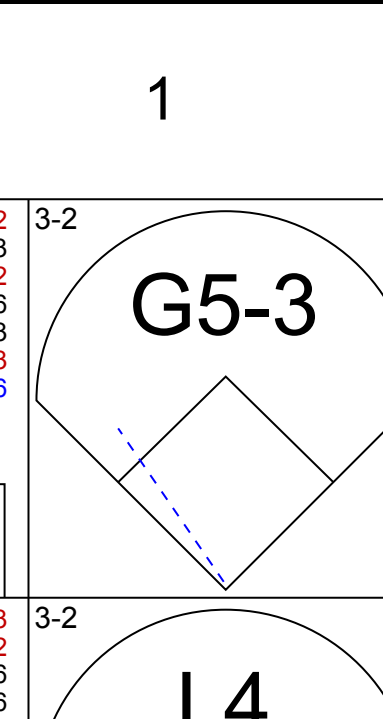
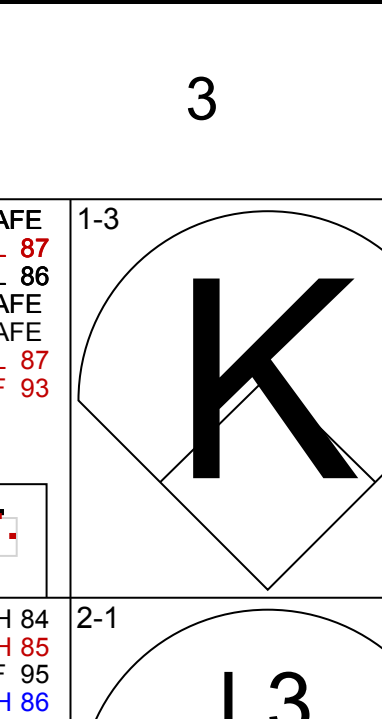



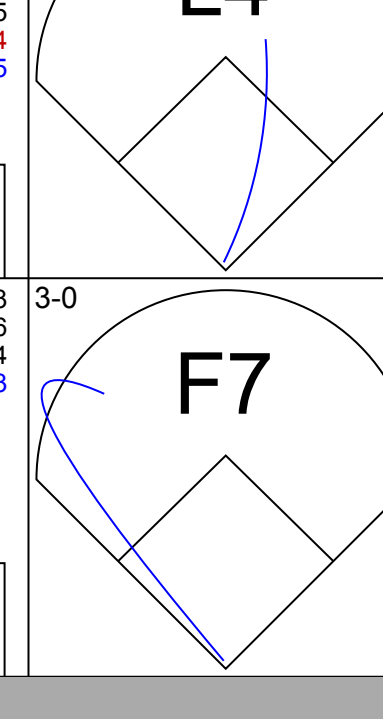
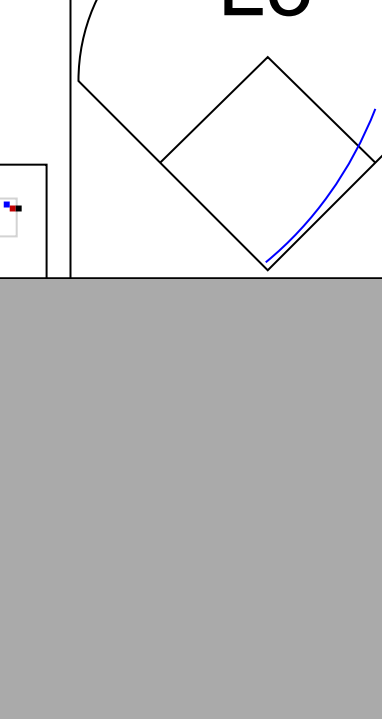
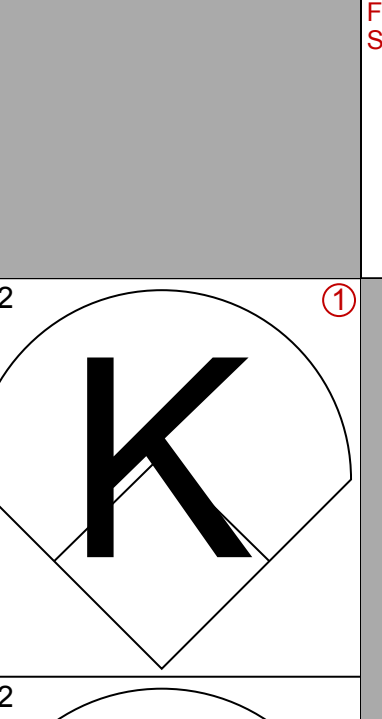
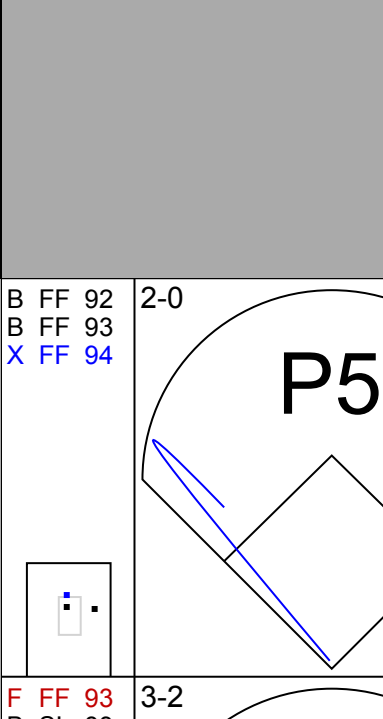
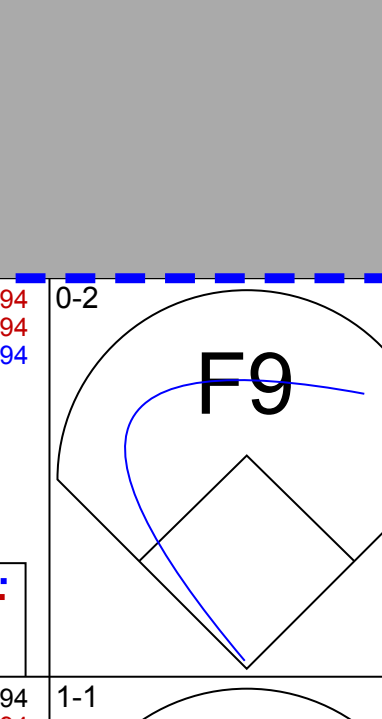



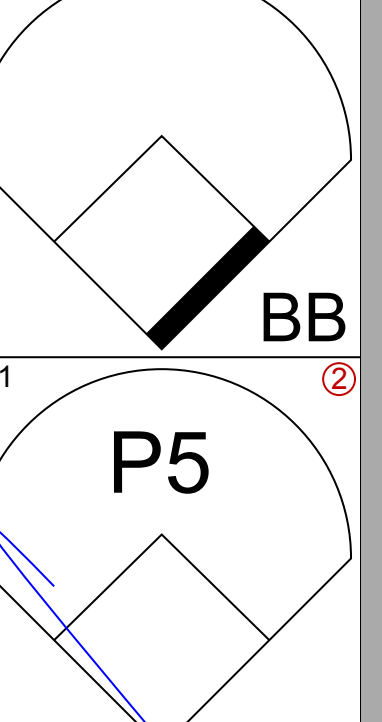
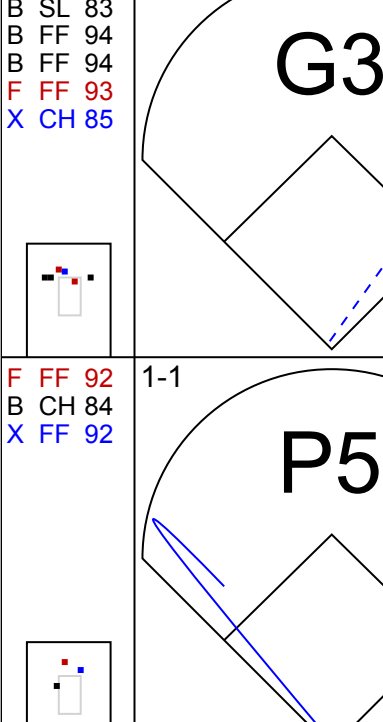
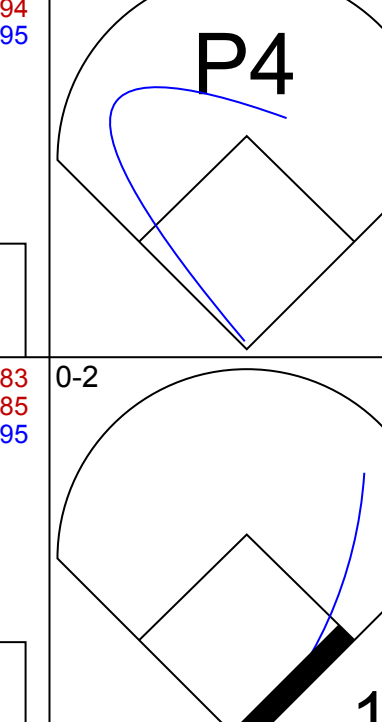


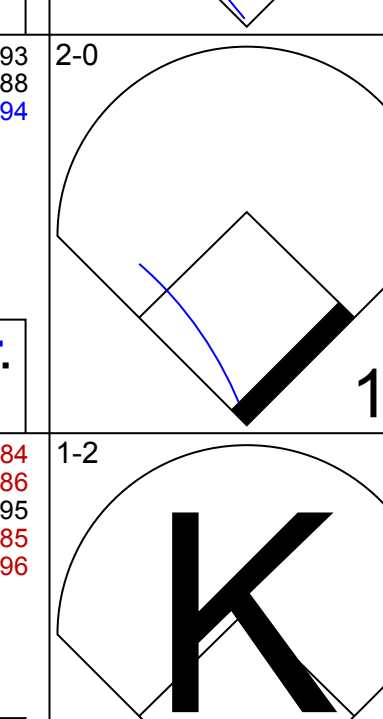

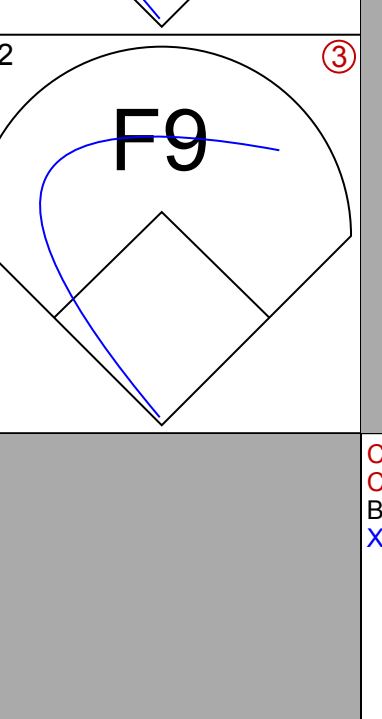

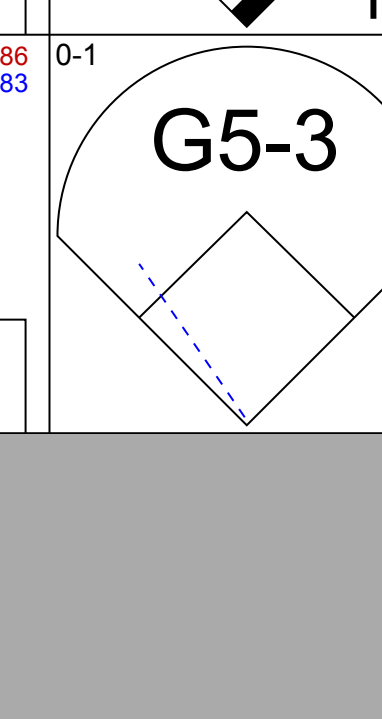
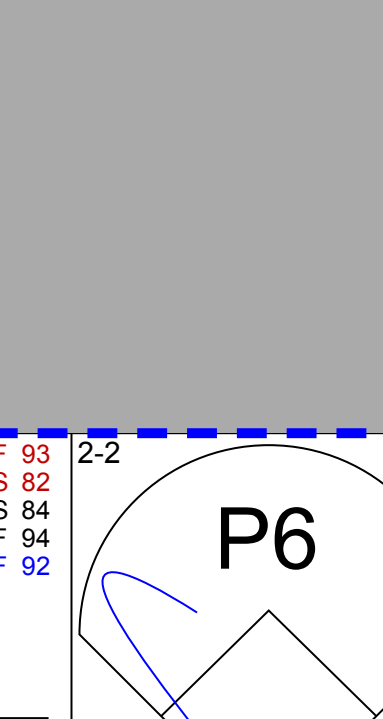


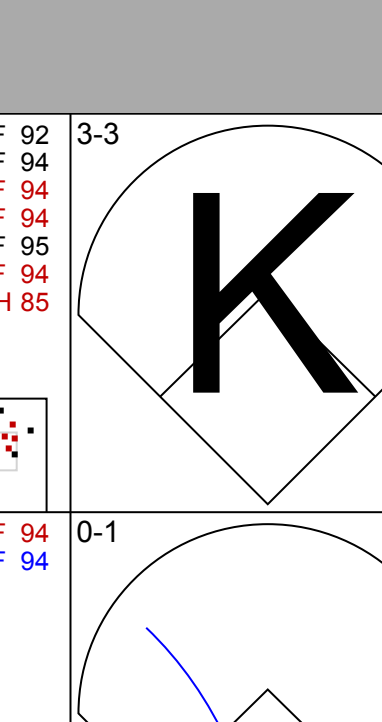



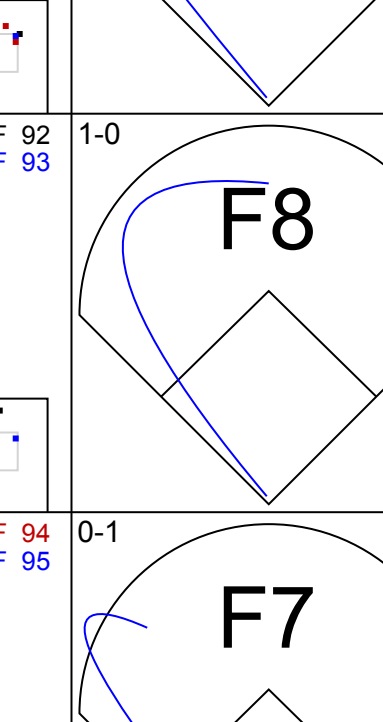
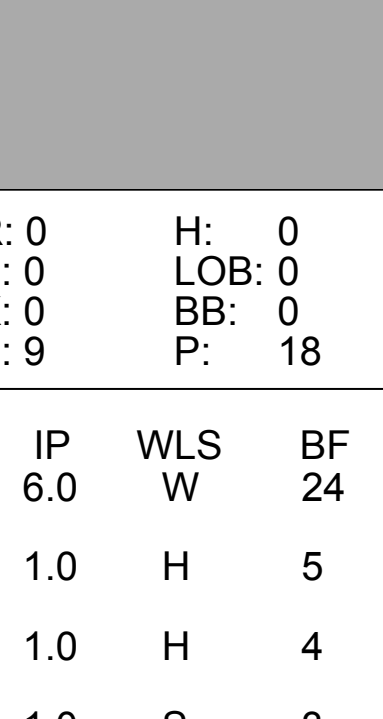
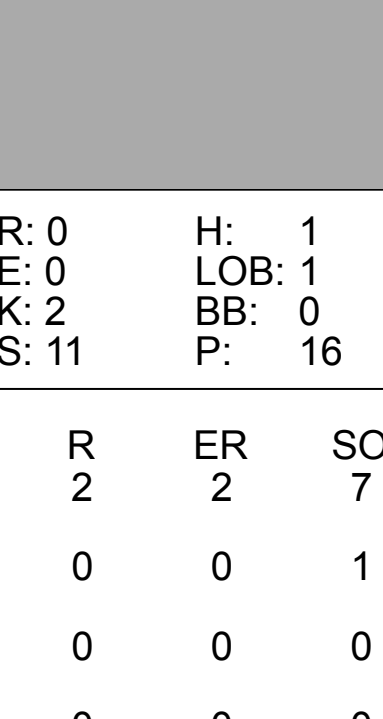
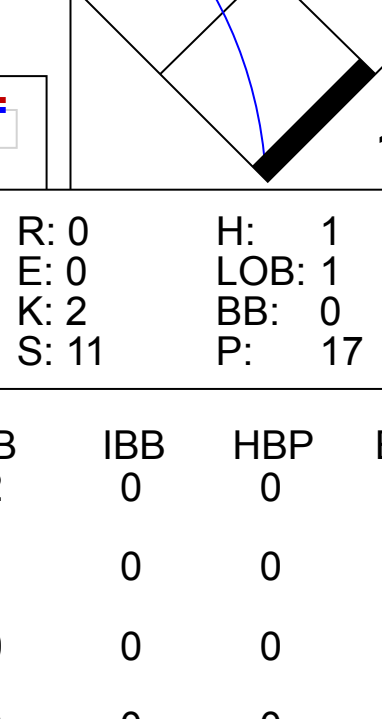
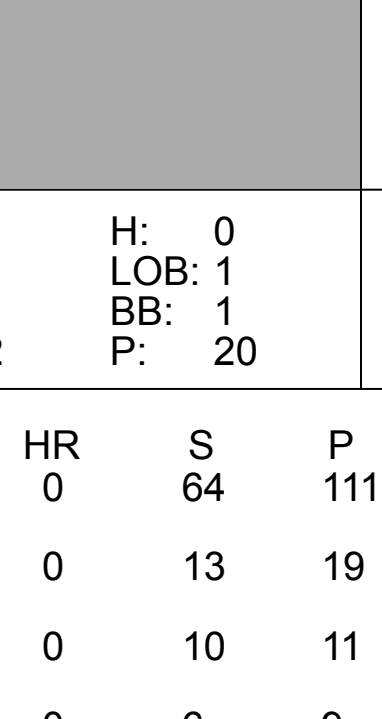
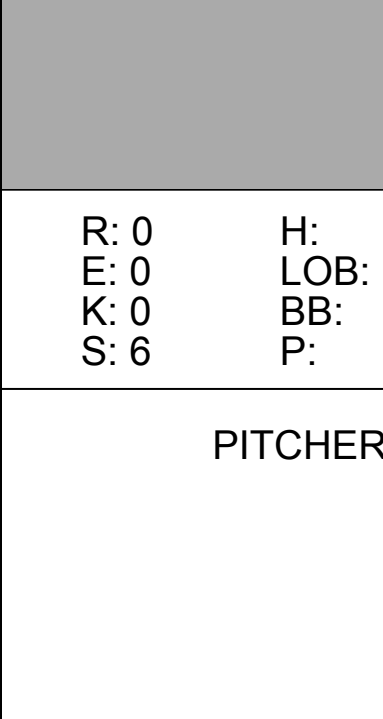
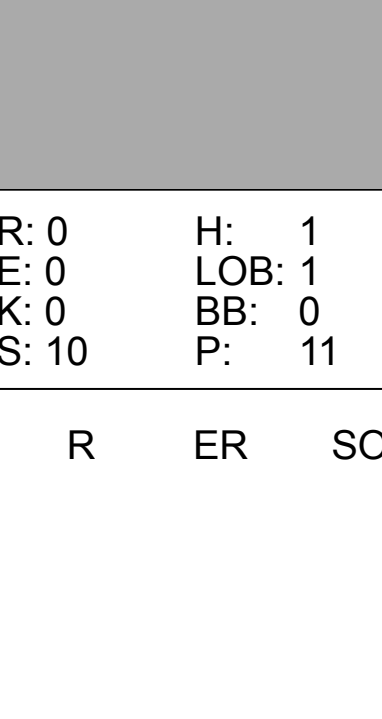
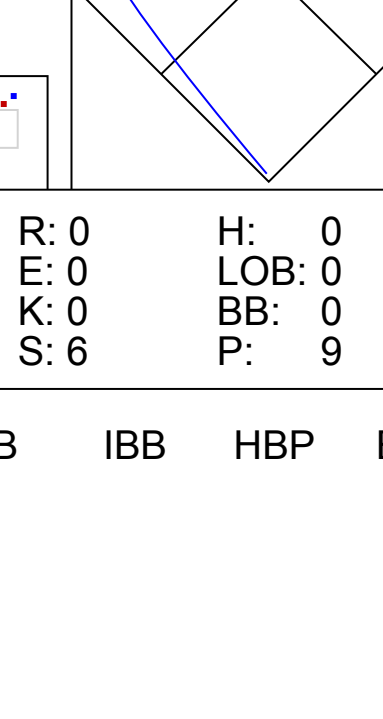







AB	32
R	8
H	10
RBI	7
BB	3
SO	7
LOB	6



Batter	1	2	3	4	5	6	7	8	9	AB	R	H	RBI	BB	SO	LOB	TOP						
14 Austin Jackson, R OBP: 0.411, SLG: 0.531										5	1	4	0	0	1	0	<p>Detroit Tigers @ Tampa Bay Rays Tropicana Field, St. Petersburg, FL Thu Jun 28 2012, 7:12 PM - 10:16 PM EDT Att: 20,532 - Dome - 72 F</p>						
52 Quintin Berry, L OBP: 0.400, SLG: 0.430										4	1	1	1	0	1	2							
24 Miguel Cabrera, R OBP: 0.370, SLG: 0.542										5	1	4	2	0	0	2							
28 Prince Fielder, L OBP: 0.377, SLG: 0.498										5	1	1	0	0	0	4							
21 Delmon Young, R OBP: 0.296, SLG: 0.375										5	0	2	1	0	0	0							
13 Alex Avila, L OBP: 0.337, SLG: 0.410										4	0	1	1	1	2	1							
27 Jhonny Peralta, R OBP: 0.336, SLG: 0.395										4	0	1	0	1	1	3							
26 Brennan Boesch, L OBP: 0.269, SLG: 0.346										4	1	1	0	0	1	3							
25 Ryan Raburn, R OBP: 0.231, SLG: 0.257										0	0	0	0	0	0	0							
39 Ramon Santiago, S OBP: 0.295, SLG: 0.300										4	0	0	0	0	0	3							
Inning Stats	R: 0 E: 0 K: 2 S: 10	H: 1 LOB: 1 BB: 0 P: 16	R: 0 E: 0 K: 1 S: 8	H: 1 LOB: 2 BB: 1 P: 18	R: 2 E: 0 K: 0 S: 12	H: 5 LOB: 2 BB: 0 P: 17	R: 1 E: 1 K: 0 S: 14	H: 3 LOB: 2 BB: 0 P: 17	R: 0 E: 0 K: 2 S: 11	H: 1 LOB: 1 BB: 0 P: 15	R: 1 E: 0 K: 0 S: 13	H: 2 LOB: 1 BB: 0 P: 17	R: 0 E: 0 K: 1 S: 8	H: 0 LOB: 0 BB: 0 P: 11	R: 0 E: 0 K: 0 S: 9	H: 1 LOB: 1 BB: 0 P: 14	R: 1 E: 0 K: 0 S: 10	H: 1 LOB: 1 BB: 1 P: 21	1B: 11 2B: 3 3B: 1 HR: 1	SF: 0 SAC: 1 DP: 1 HBP: 0	WP: 0 PB: 0 SB: 0 CS: 0	PA: 43	
PITCHER	IP WLS BF H R ER SO BB IBB HBP BLK WP HR S P ERA WHIP	IP WLS BF H R ER SO BB IBB HBP BLK WP HR S P ERA WHIP	IP WLS BF H R ER SO BB IBB HBP BLK WP HR S P ERA WHIP	IP WLS BF H R ER SO BB IBB HBP BLK WP HR S P ERA WHIP	IP WLS BF H R ER SO BB IBB HBP BLK WP HR S P ERA WHIP	IP WLS BF H R ER SO BB IBB HBP BLK WP HR S P ERA WHIP	IP WLS BF H R ER SO BB IBB HBP BLK WP HR S P ERA WHIP	IP WLS BF H R ER SO BB IBB HBP BLK WP HR S P ERA WHIP	IP WLS BF H R ER SO BB IBB HBP BLK WP HR S P ERA WHIP	IP WLS BF H R ER SO BB IBB HBP BLK WP HR S P ERA WHIP	IP WLS BF H R ER SO BB IBB HBP BLK WP HR S P ERA WHIP	IP WLS BF H R ER SO BB IBB HBP BLK WP HR S P ERA WHIP	IP WLS BF H R ER SO BB IBB HBP BLK WP HR S P ERA WHIP	IP WLS BF H R ER SO BB IBB HBP BLK WP HR S P ERA WHIP	IP WLS BF H R ER SO BB IBB HBP BLK WP HR S P ERA WHIP	IP WLS BF H R ER SO BB IBB HBP BLK WP HR S P ERA WHIP	IP WLS BF H R ER SO BB IBB HBP BLK WP HR S P ERA WHIP	IP WLS BF H R ER SO BB IBB HBP BLK WP HR S P ERA WHIP	IP WLS BF H R ER SO BB IBB HBP BLK WP HR S P ERA WHIP	IP WLS BF H R ER SO BB IBB HBP BLK WP HR S P ERA WHIP	IP WLS BF H R ER SO BB IBB HBP BLK WP HR S P ERA WHIP	IP WLS BF H R ER SO BB IBB HBP BLK WP HR S P ERA WHIP	IP WLS BF H R ER SO BB IBB HBP BLK WP HR S P ERA WHIP

AB	40
R	5
H	15
RBI	5
BB	2
SO	6
LOB	18



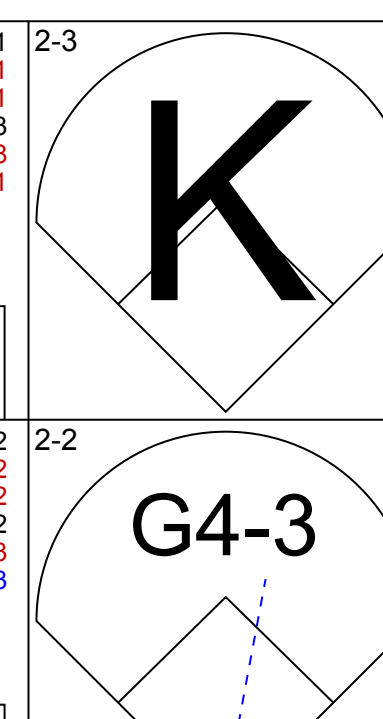
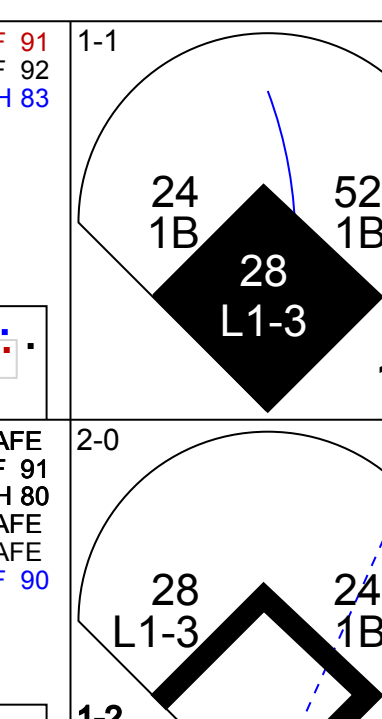

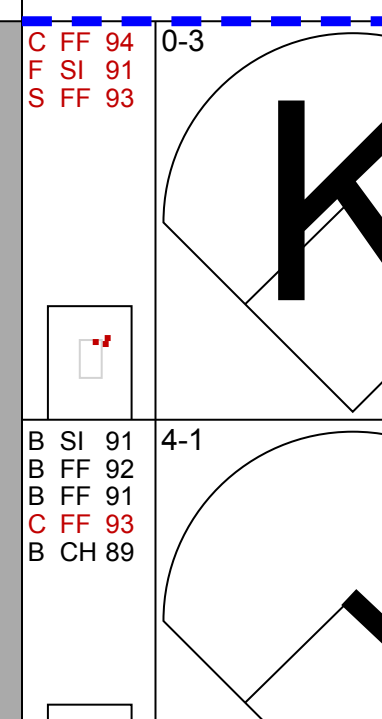
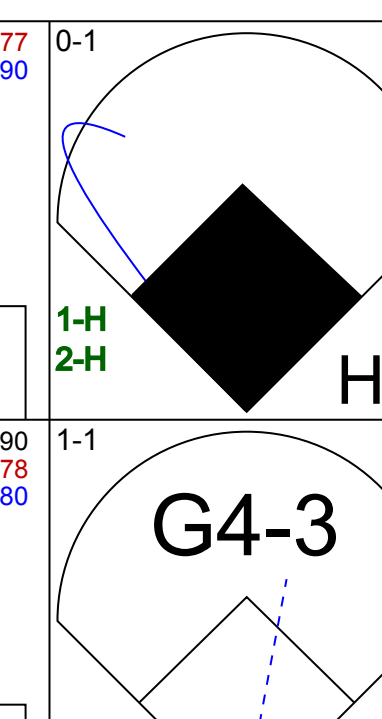
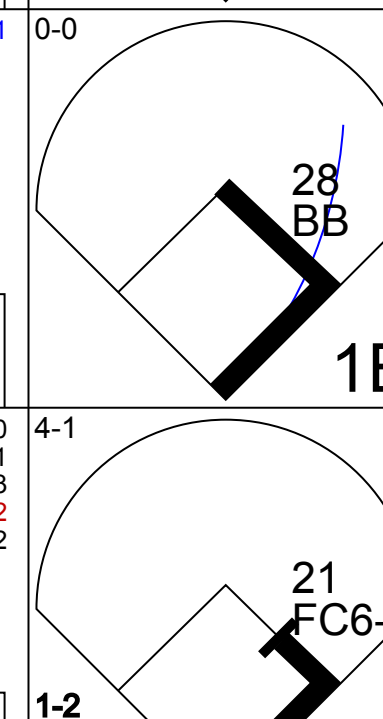
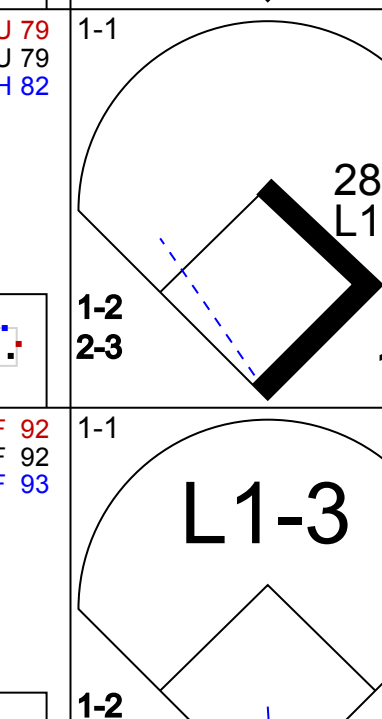
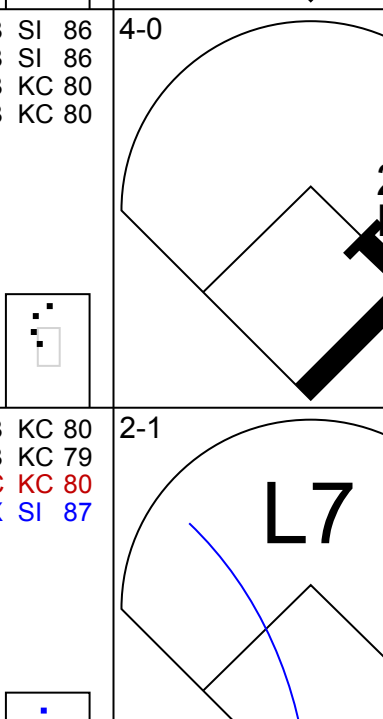
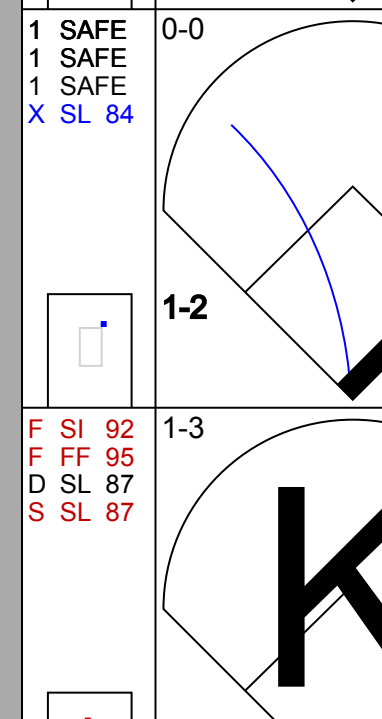

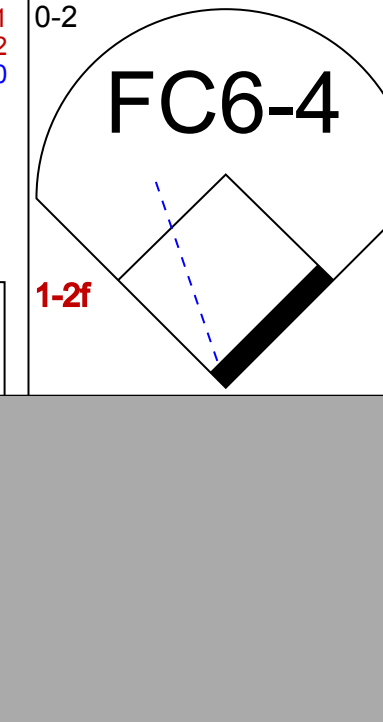
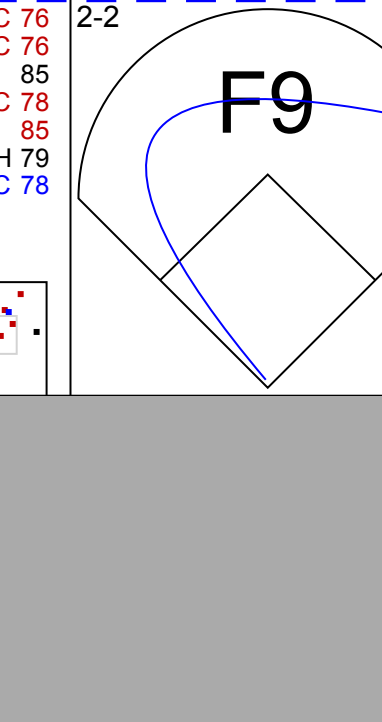
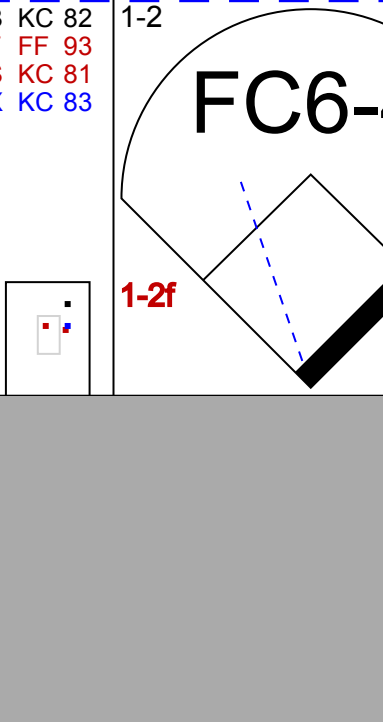
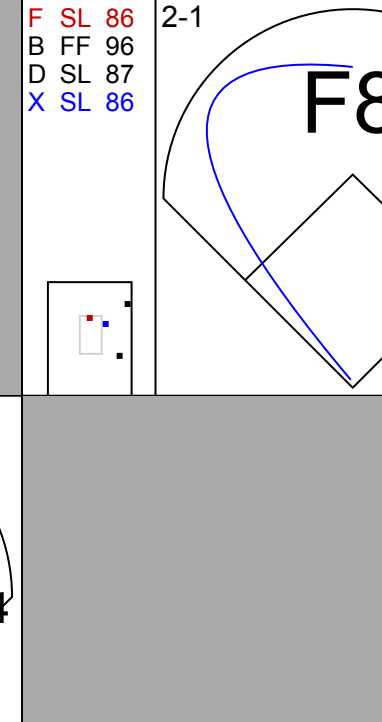
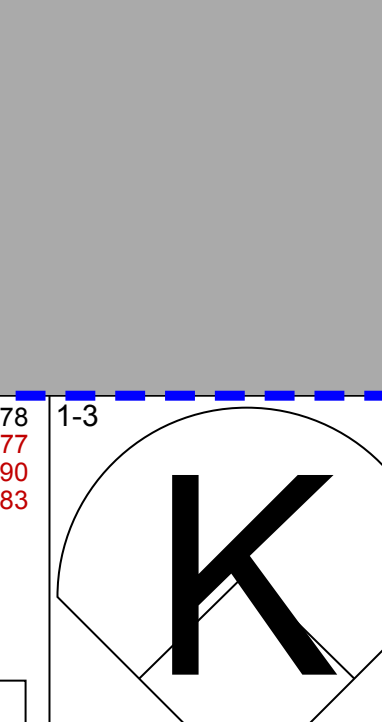




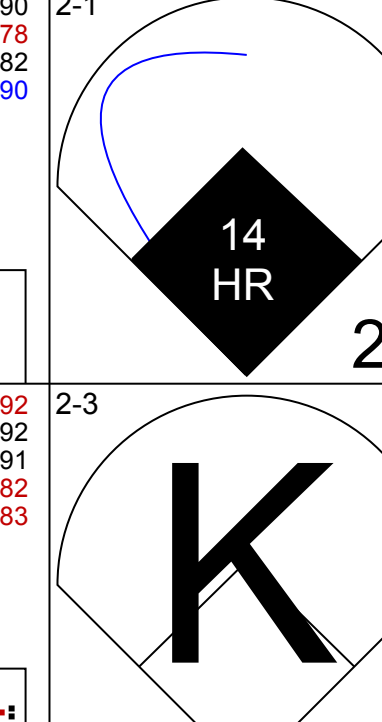

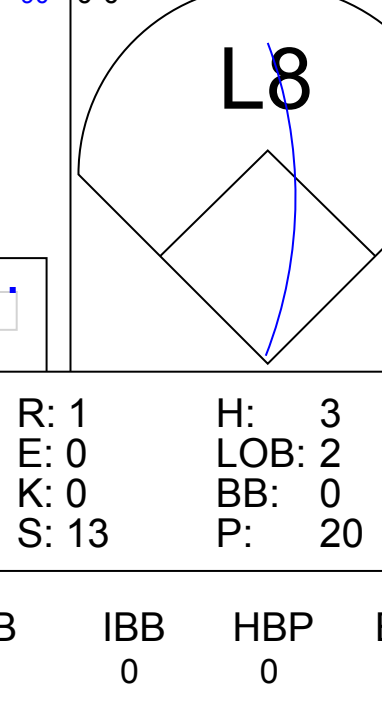
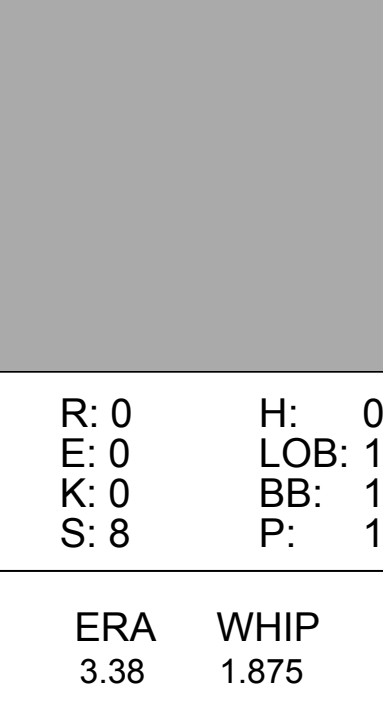
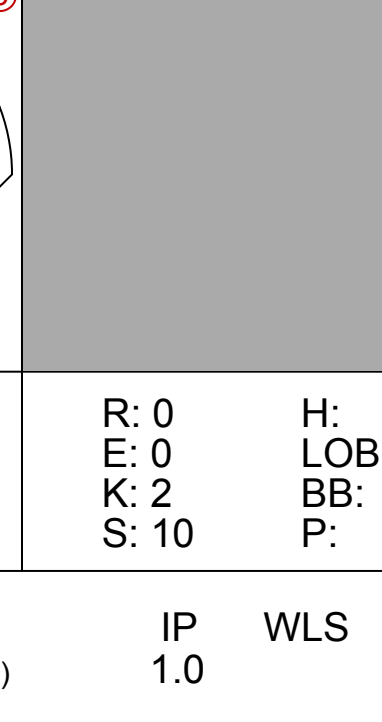
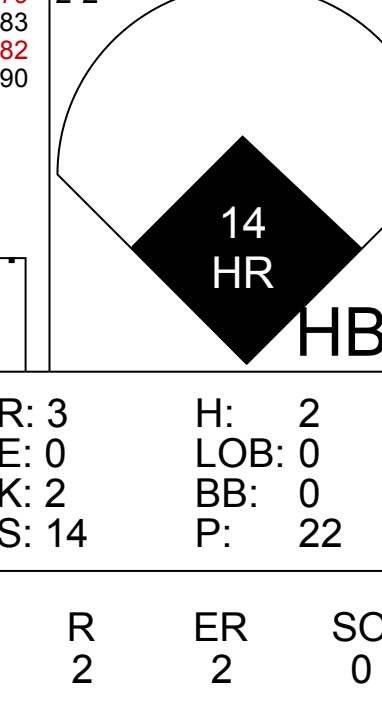
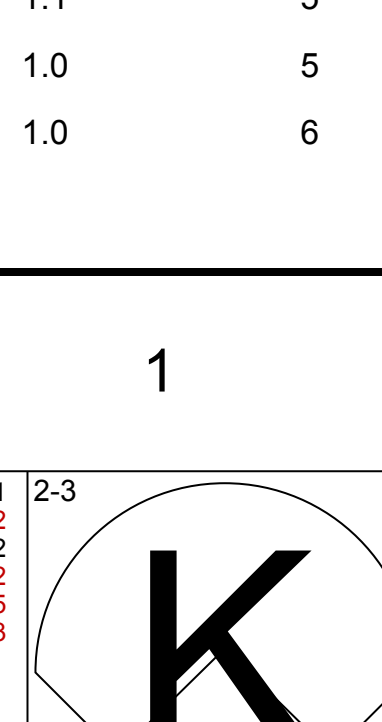
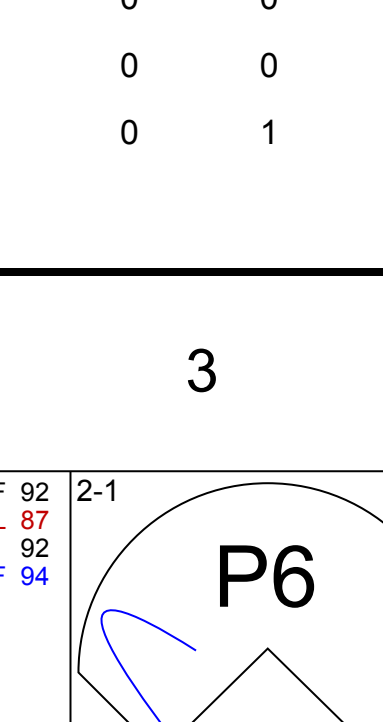
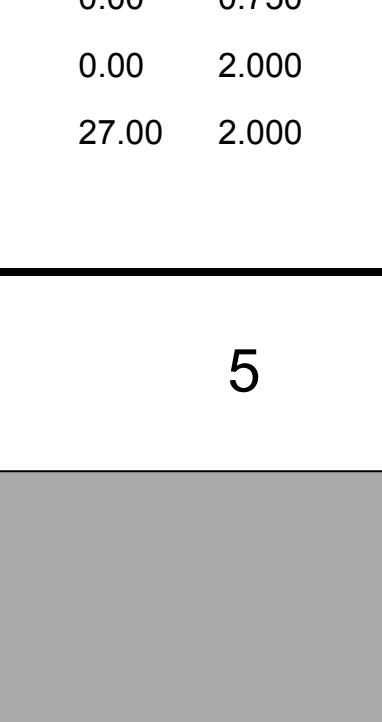
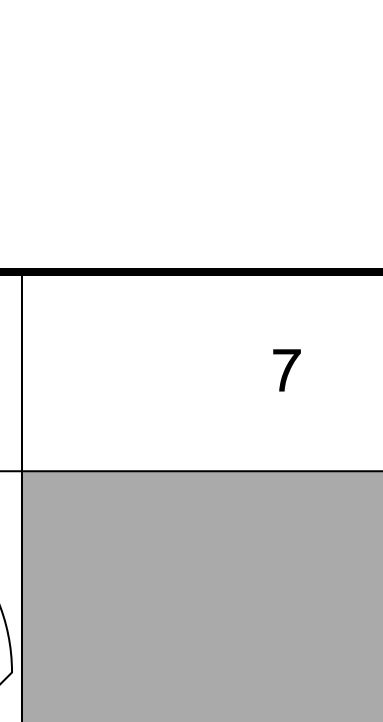
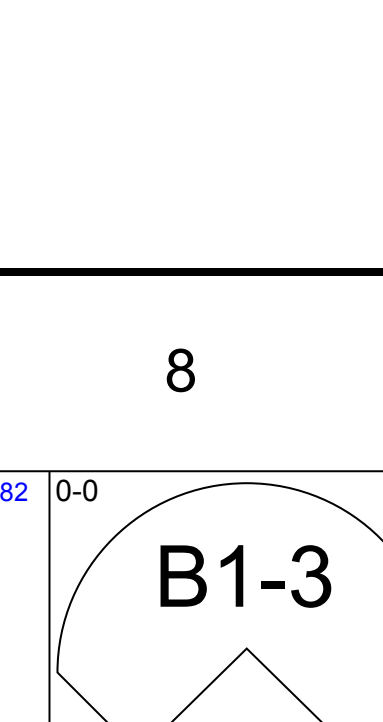
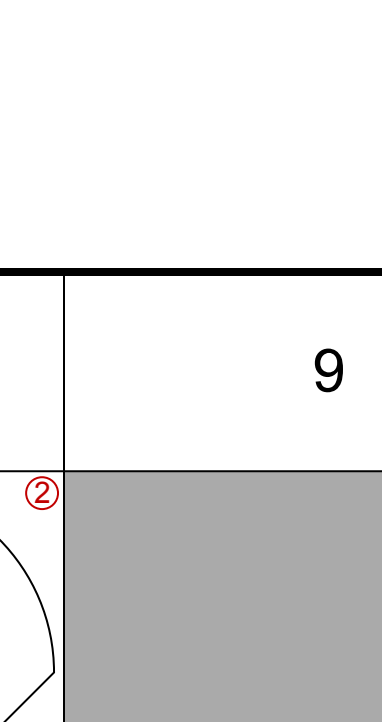
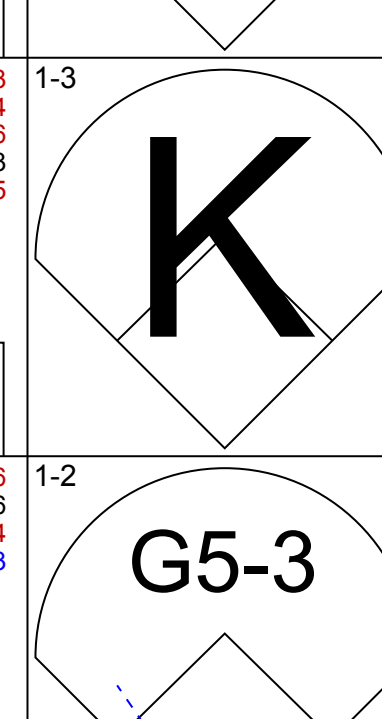
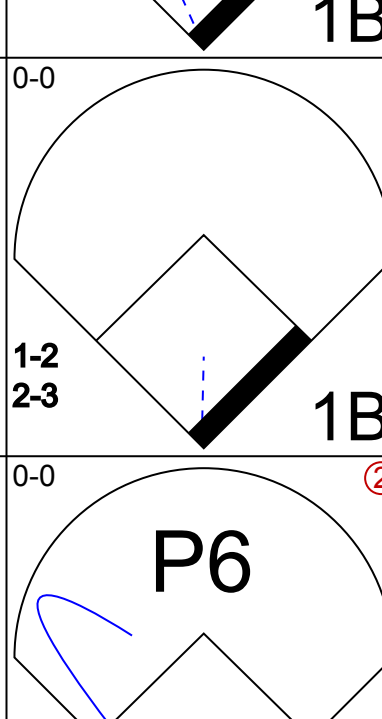
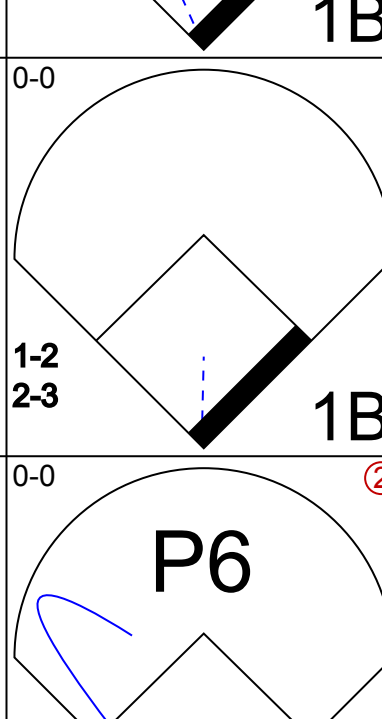
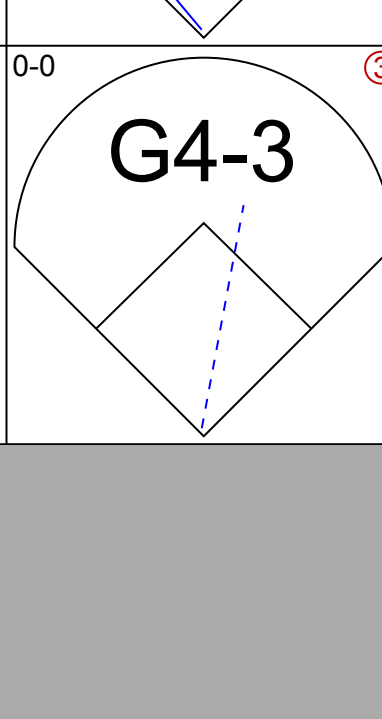
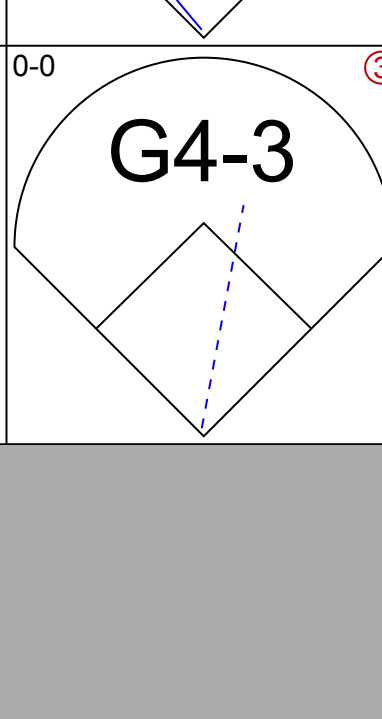





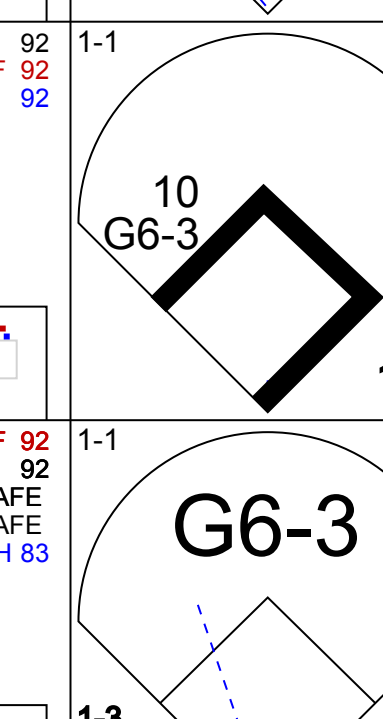
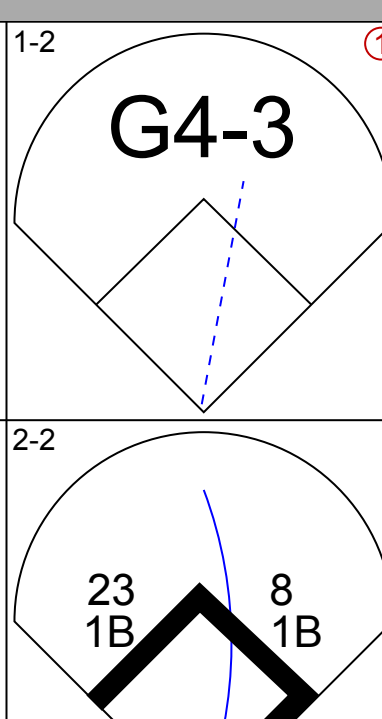
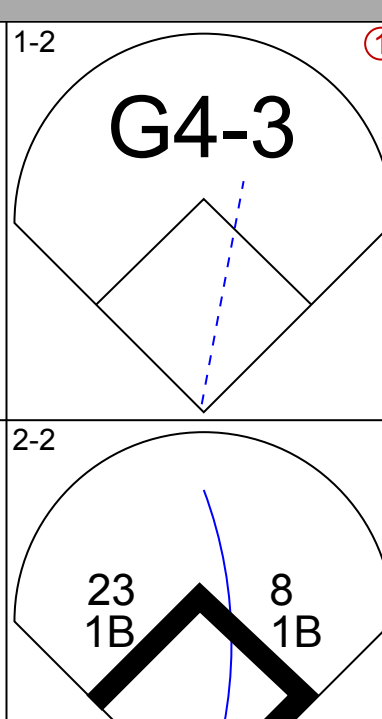
Batter	1	2	3	4	5	6	7	8	9	AB	R	H	RBI	BB	SO	LOB	BOTTOM						
8 Desmond Jennings, R OBP: 0.301, SLG: 0.342										3	0	0	0	1	1	2	<p>Detroit Tigers @ Tampa Bay Rays Tropicana Field, St. Petersburg, FL Thu Jun 28 2012, 7:12 PM - 10:16 PM EDT Att: 20,532 - Dome - 72 F</p>						
23 Carlos Pena, L OBP: 0.339, SLG: 0.345										4	0	0	0	0	2	4							
2 B.J. Upton, R OBP: 0.305, SLG: 0.370										4	0	0	0	0	1	0							
30 Luke Scott, L OBP: 0.280, SLG: 0.417										3	0	0	0	1	1	0							
18 Ben Zobrist, S OBP: 0.372, SLG: 0.443										4	0	1	0	0	0	1							
7 Jeff Keppinger, R OBP: 0.370, SLG: 0.418										3	1	1	0	1	0	2							
1 Sean Rodriguez, R OBP: 0.264, SLG: 0.330										0	0	0	0	0	0	0							
36 Brooks Conrad, S OBP: 0.227, SLG: 0.383										4	1	2	0	0	1	1							
59 Jose Lobaton, S OBP: 0.347, SLG: 0.311										3	0	0	0	0	2	2							
35 Hideki Matsui, L OBP: 0.222, SLG: 0.253										1	0	0	0	0	0	0							
9 Elliot Johnson, S OBP: 0.342, SLG: 0.391										4	0	2	1	0	0	1							
Inning Stats	R: 0 E: 0 K: 0 S: 9	H: 0 LOB: 0 BB: 0 P: 18	R: 0 E: 0 K: 2 S: 11	H: 1 LOB: 1 BB: 0 P: 16	R: 0 E: 0 K: 2 S: 11	H: 1 LOB: 1 BB: 0 P: 17	R: 0 E: 0 K: 1 S: 12	H: 0 LOB: 1 BB: 1 P: 20	R: 1 E: 0 K: 2 S: 14	H: 2 LOB: 1 BB: 0 P: 23	R: 0 E: 0 K: 0 S: 6	H: 0 LOB: 0 BB: 0 P: 12	R: 1 E: 1 K: 1 S: 14	H: 1 LOB: 2 BB: 2 P: 24	R: 0 E: 0 K: 0 S: 10	H: 1 LOB: 1 BB: 0 P: 11	R: 0 E: 0 K: 0 S: 6	H: 0 LOB: 0 BB: 0 P: 9	1B: 4 2B: 2 3B: 0 HR: 0	SF: 0 SAC: 0 DP: 0 HBP: 0	WP: 0 PB: 0 SB: 0 CS: 0	PA: 36	
PITCHER	IP WLS BF H R ER SO BB IBB HBP BLK WP HR S P ERA WHIP	IP WLS BF H R ER SO BB IBB HBP BLK WP HR S P ERA WHIP	IP WLS BF H R ER SO BB IBB HBP BLK WP HR S P ERA WHIP	IP WLS BF H R ER SO BB IBB HBP BLK WP HR S P ERA WHIP	IP WLS BF H R ER SO BB IBB HBP BLK WP HR S P ERA WHIP	IP WLS BF H R ER SO BB IBB HBP BLK WP HR S P ERA WHIP	IP WLS BF H R ER SO BB IBB HBP BLK WP HR S P ERA WHIP	IP WLS BF H R ER SO BB IBB HBP BLK WP HR S P ERA WHIP	IP WLS BF H R ER SO BB IBB HBP BLK WP HR S P ERA WHIP	IP WLS BF H R ER SO BB IBB HBP BLK WP HR S P ERA WHIP	IP WLS BF H R ER SO BB IBB HBP BLK WP HR S P ERA WHIP	IP WLS BF H R ER SO BB IBB HBP BLK WP HR S P ERA WHIP	IP WLS BF H R ER SO BB IBB HBP BLK WP HR S P ERA WHIP	IP WLS BF H R ER SO BB IBB HBP BLK WP HR S P ERA WHIP	IP WLS BF H R ER SO BB IBB HBP BLK WP HR S P ERA WHIP	IP WLS BF H R ER SO BB IBB HBP BLK WP HR S P ERA WHIP	IP WLS BF H R ER SO BB IBB HBP BLK WP HR S P ERA WHIP	IP WLS BF H R ER SO BB IBB HBP BLK WP HR S P ERA WHIP	IP WLS BF H R ER SO BB IBB HBP BLK WP HR S P ERA WHIP	IP WLS BF H R ER SO BB IBB HBP BLK WP HR S P ERA WHIP	IP WLS BF H R ER SO BB IBB HBP BLK WP HR S P ERA WHIP	IP WLS BF H R ER SO BB IBB HBP BLK WP HR S P ERA WHIP	IP WLS BF H R ER SO BB IBB HBP BLK WP HR S P ERA WHIP

AB	33
R	2
H	6
RBI	1
BB	3
SO	8
LOB	13




Batter	1	2	3	4	5	6	7	8	9	AB	R	H	RBI	BB	SO	LOB	TOP										
14 Austin Jackson, R OBP: 0.408, SLG: 0.526										4	0	1	0	0	3	0	Detroit Tigers @ Tampa Bay Rays Tropicana Field, St. Petersburg, FL Fri Jun 29 2012, 7:12 PM - 9:49 PM EDT Att: 19,557 - Dome - 72 F										
39 Ramon Santiago, S OBP: 0.300, SLG: 0.309										3	1	1	0	1	2	1											
24 Miguel Cabrera, R OBP: 0.367, SLG: 0.537										3	0	0	0	0	1	3											
28 Prince Fielder, L OBP: 0.373, SLG: 0.493										3	0	0	1	0	0	0											
21 Delmon Young, R OBP: 0.300, SLG: 0.390										3	1	2	1	0	0	0											
25 Ryan Raburn, R OBP: 0.233, SLG: 0.258										3	0	1	0	0	0	1											
27 Jhonny Peralta, R OBP: 0.332, SLG: 0.390										3	0	0	0	0	2	1											
9 Gerald Laird, R OBP: 0.347, SLG: 0.402										3	0	0	0	0	2	0											
52 Quintin Berry, L OBP: 0.391, SLG: 0.419										3	0	0	0	0	0	0											
Inning Stats	R: 0 E: 0 K: 1 S: 9	H: 0 LOB: 0 BB: 1 P: 15	R: 0 E: 0 K: 0 S: 6	H: 1 LOB: 0 BB: 0 P: 7	R: 0 E: 0 K: 2 S: 10	H: 0 LOB: 0 BB: 0 P: 14	R: 0 E: 0 K: 2 S: 9	H: 1 LOB: 0 BB: 0 P: 14	R: 1 E: 0 K: 0 S: 6	H: 2 LOB: 0 BB: 0 P: 8	R: 0 E: 0 K: 2 S: 8	H: 0 LOB: 0 BB: 0 P: 10	R: 1 E: 0 K: 0 S: 7	H: 1 LOB: 0 BB: 0 P: 10	R: 0 E: 0 K: 1 S: 11	H: 0 LOB: 0 BB: 0 P: 15	R: 0 E: 0 K: 2 S: 9	H: 0 LOB: 0 BB: 0 P: 13	1B: 3 2B: 1 3B: 0 HR: 1	SF: 0 SAC: 0 DP: 3 HBP: 0	WP: 0 PB: 0 SB: 0 CS: 1	PA: 29					
PITCHER	IP	WLS	BF	H	R	ER	SO	BB	IBB	HBP	BLK	WP	HR	S	P	ERA	WHIP										
14 David Price, L ERA: 2.92	7.0	W	23	5	2	2	7	1	0	0	0	0	1	55	78	2.57	0.857										
57 Jake McGee, L ERA: 1.73	1.0	H	3	0	0	0	1	0	0	0	0	0	0	11	15	0.00	0.000										
56 Fernando Rodney, R ERA: 1.04	1.0	S	3	0	0	0	2	0	0	0	0	0	0	9	13	0.00	0.000										

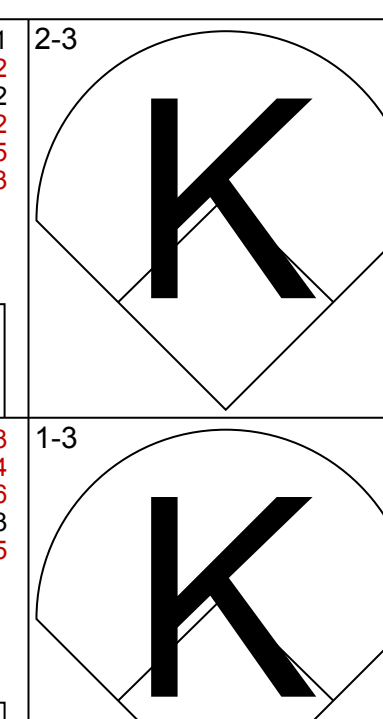
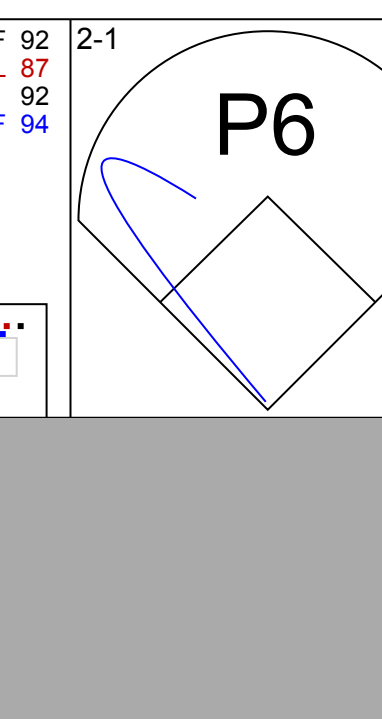
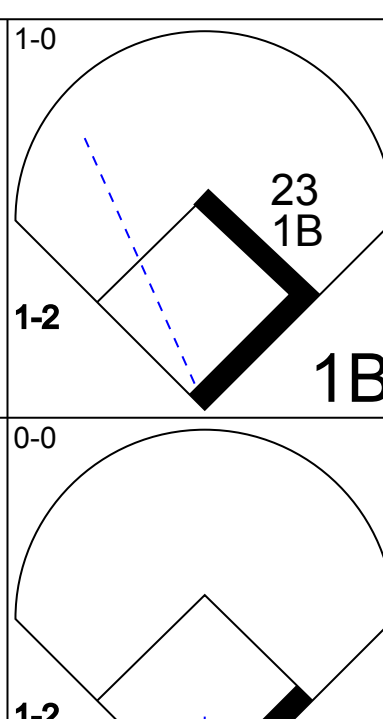
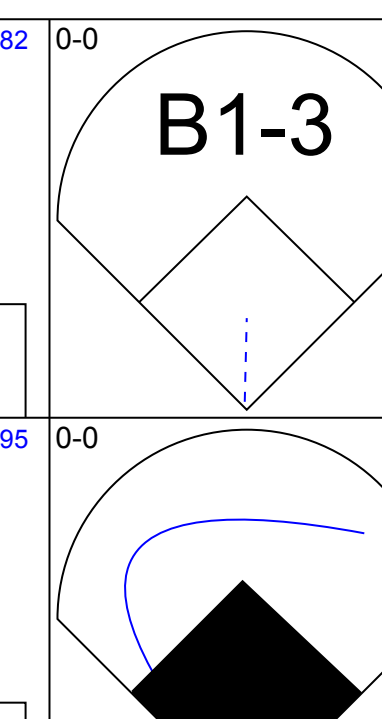
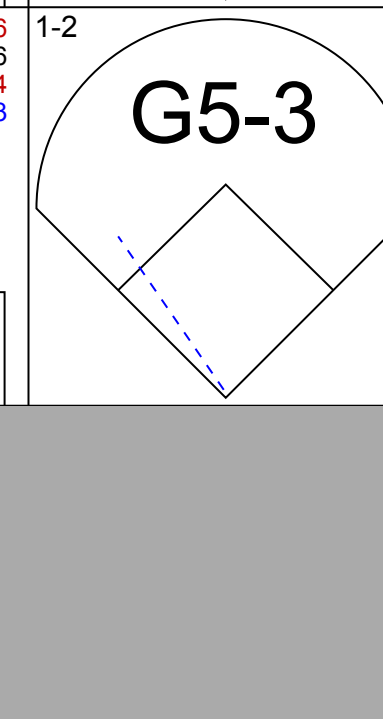
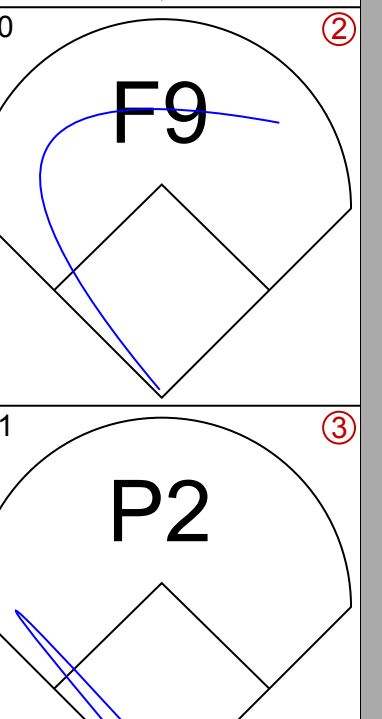
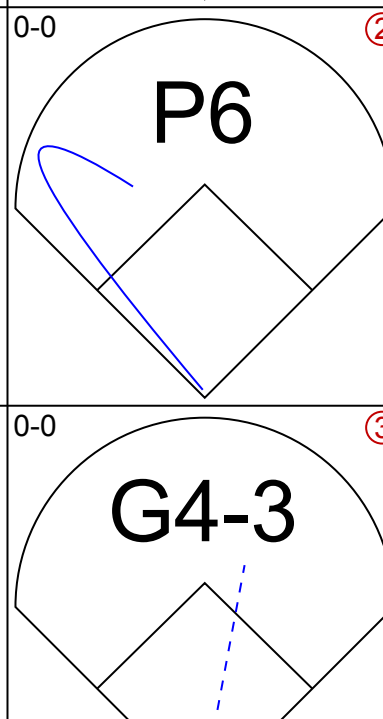
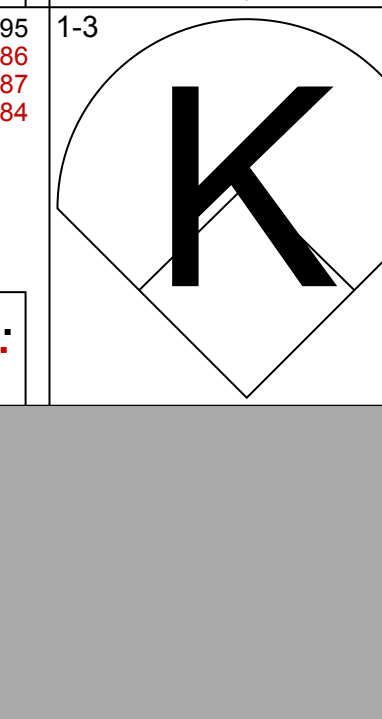




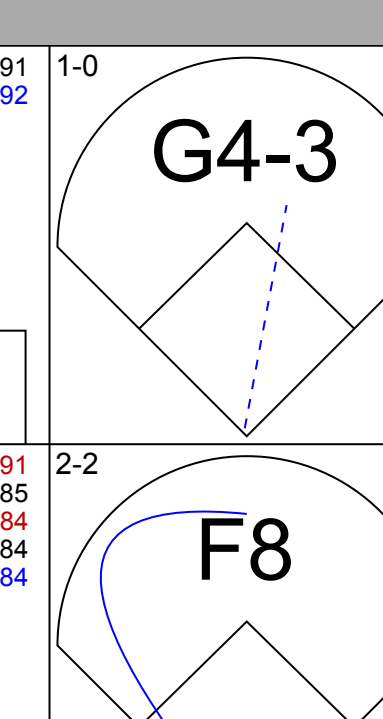
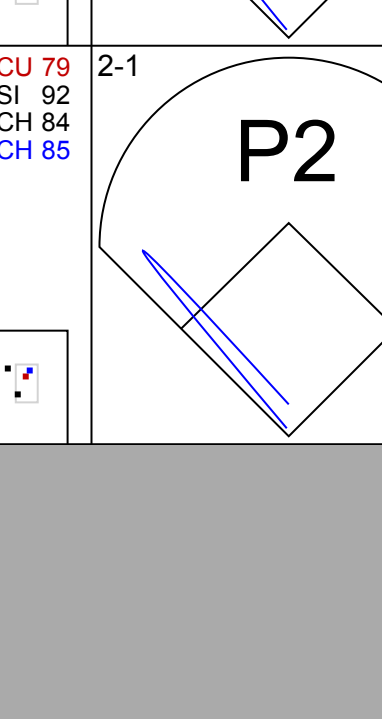
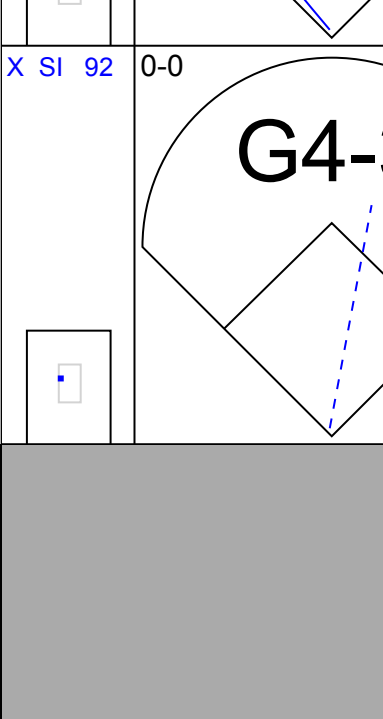

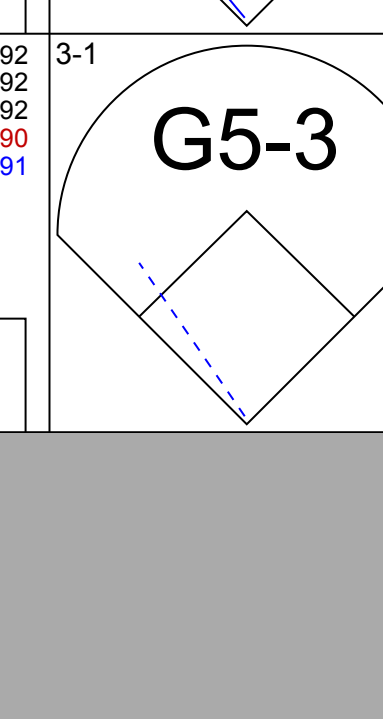
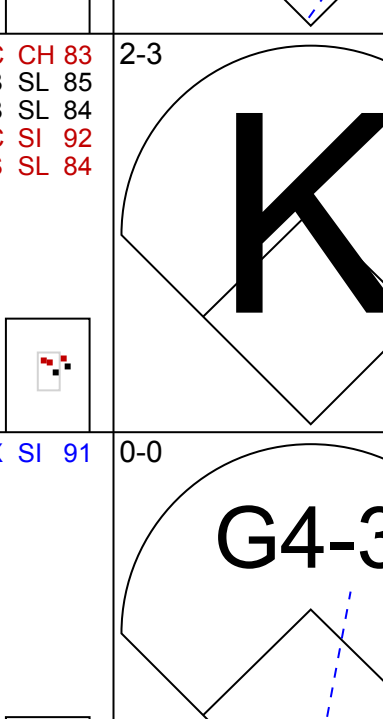
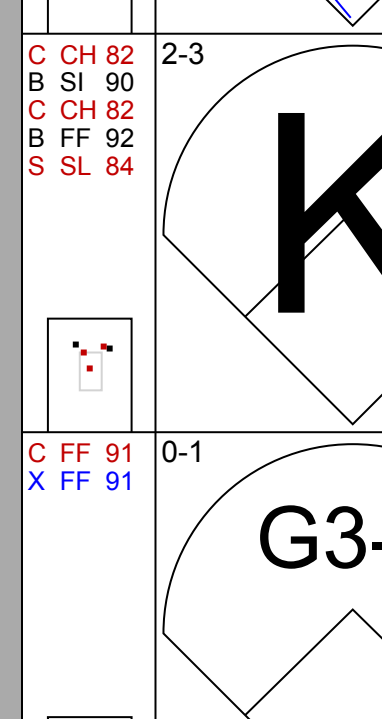
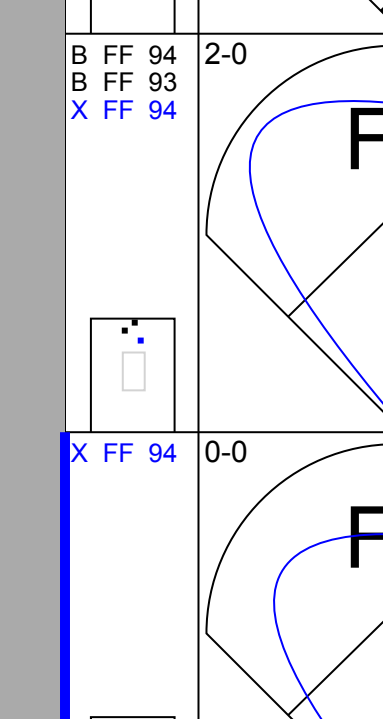



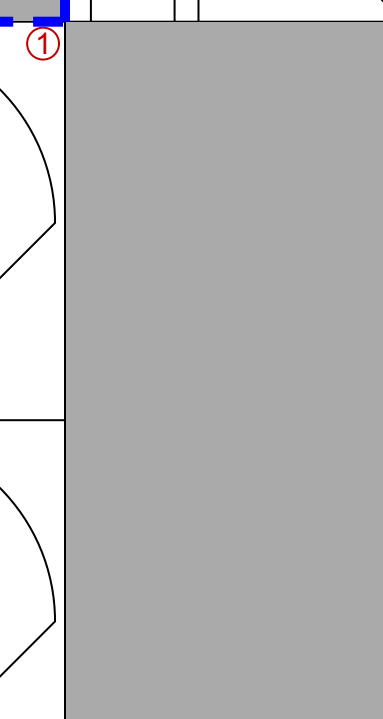
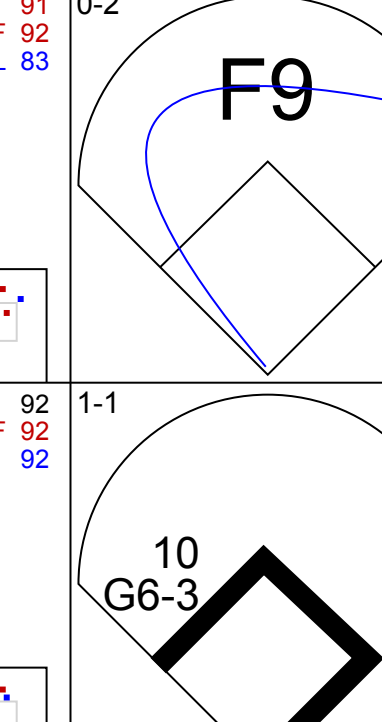
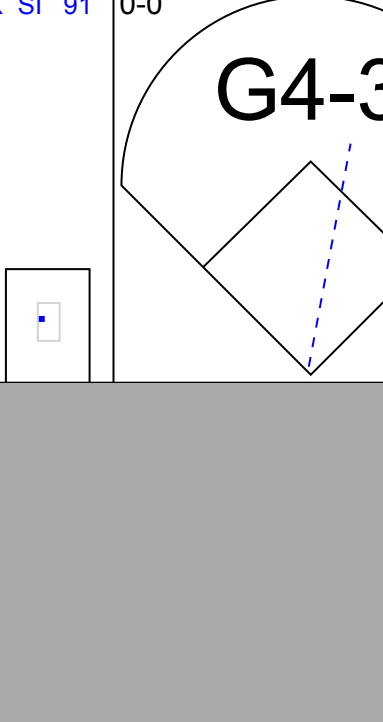
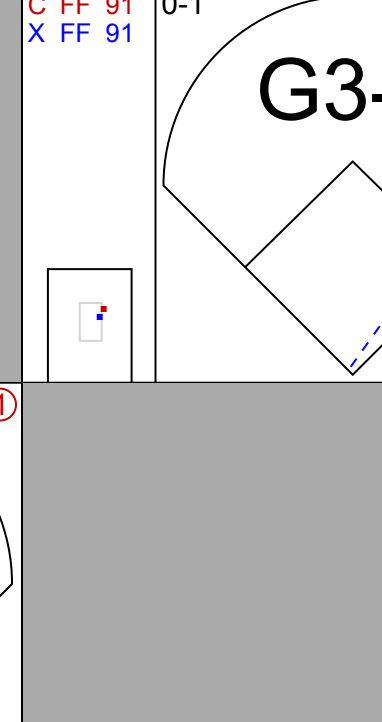
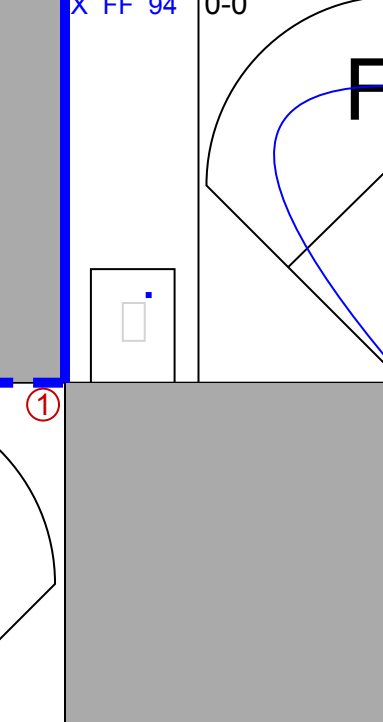
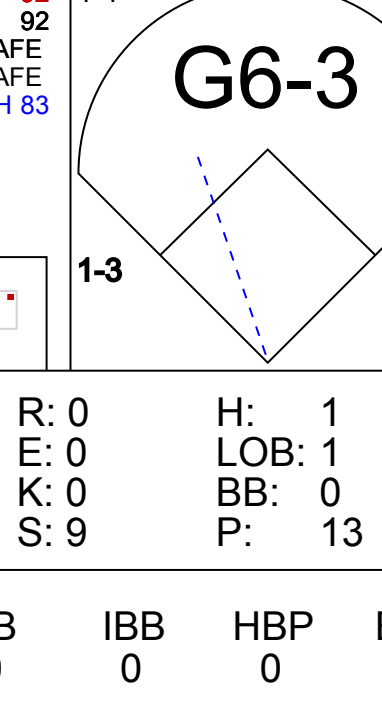
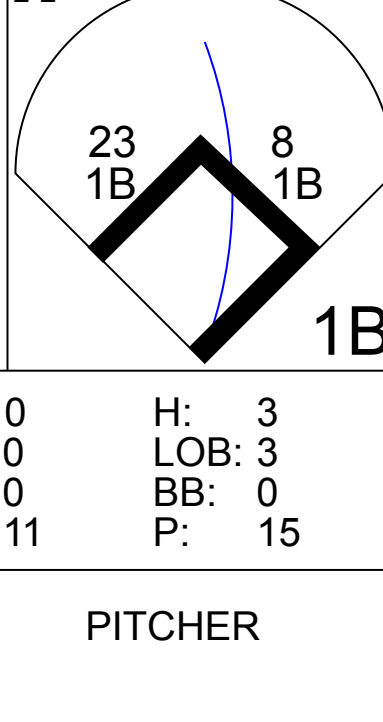
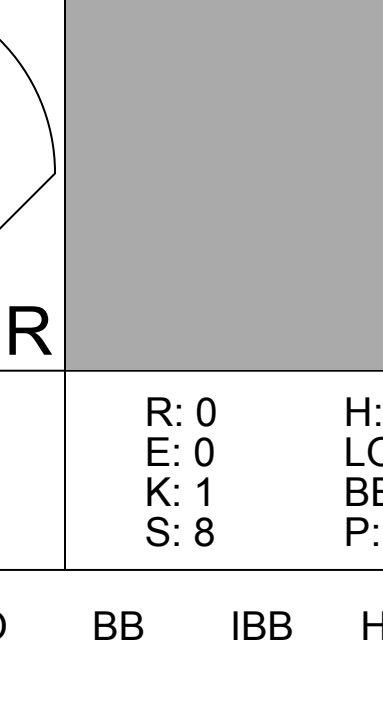



Batter	1	2	3	4	5	6	7	8	9	AB	R	H	RBI	BB	SO	LOB	BOTTOM										
8 Desmond Jennings, R OBP: 0.305, SLG: 0.374										4	2	2	2	0	1	1	Detroit Tigers @ Tampa Bay Rays Tropicana Field, St. Petersburg, FL Fri Jun 29 2012, 7:12 PM - 9:49 PM EDT Att: 19,557 - Dome - 72 F										
23 Carlos Pena, L OBP: 0.338, SLG: 0.343										4	1	1	0	0	1	1											
2 B.J. Upton, R OBP: 0.305, SLG: 0.368										4	0	1	0	0	2	0											
30 Luke Scott, L OBP: 0.275, SLG: 0.408										4	0	0	1	0	2	1											
18 Ben Zobrist, S OBP: 0.377, SLG: 0.457										3	1	2	1	1	0	0											
36 Brooks Conrad, S OBP: 0.217, SLG: 0.365										3	0	0	0	0	1	3											
1 Sean Rodriguez, R OBP: 0.264, SLG: 0.330										0	0	0	0	0	0	0											
28 José Molina, R OBP: 0.267, SLG: 0.333										3	0	0	0	0	2	1											
9 Elliot Johnson, S OBP: 0.342, SLG: 0.395										3	0	1	0	0	1	0											
10 Will Rhymes, L OBP: 0.278, SLG: 0.235										3	0	0	0	0	1	1											
Inning Stats	R: 1 E: 0 K: 0 S: 14	H: 2 LOB: 2 BB: 1 P: 29	R: 0 E: 0 K: 3 S: 14	H: 0 LOB: 0 BB: 0 P: 20	R: 1 E: 0 K: 2 S: 12	H: 1 LOB: 0 BB: 0 P: 16	R: 1 E: 0 K: 2 S: 10	H: 1 LOB: 0 BB: 0 P: 15	R: 1 E: 0 K: 0 S: 14	H: 1 LOB: 0 BB: 0 P: 23	R: 0 E: 0 K: 1 S: 10	H: 1 LOB: 1 BB: 0 P: 17	R: 0 E: 0 K: 1 S: 13	H: 1 LOB: 1 BB: 0 P: 19	R: 0 E: 0 K: 2 S: 10	H: 0 LOB: 0 BB: 0 P: 13	1B: 3 2B: 1 3B: 0 HR: 3	SF: 0 SAC: 0 DP: 0 HBP: 0	WP: 1 PB: 0 SB: 2 CS: 0	PA: 32							
PITCHER	IP	WLS	BF	H	R	ER	SO	BB	IBB	HBP	BLK	WP	HR	S	P	ERA	WHIP										
35 Justin Verlander, R ERA: 2.69	6.0	L	25	6	4	4	8	1	0	0	0	1	3	74	120	6.00	1.167										
20 Octavio Dotel, R ERA: 4.07	2.0		7	1	0	0	3	0	0	0	0	1	0	23	32	0.00	0.500										

Batter	1	2	3	4	5	6	7	8	9	AB	R	H	RBI	BB	SO	LOB	TOP			
14 Austin Jackson, R OBP: 0.408, SLG: 0.537										5	2	2	3	0	3	2				
52 Quintin Berry, L OBP: 0.391, SLG: 0.413										4	0	1	0	1	0	0				
24 Miguel Cabrera, R OBP: 0.376, SLG: 0.541										3	0	3	0	2	0	0				
28 Prince Fielder, L OBP: 0.374, SLG: 0.488										3	1	0	1	2	1	5				
21 Delmon Young, R OBP: 0.298, SLG: 0.387										5	1	1	0	0	0	7				
13 Alex Avila, L OBP: 0.333, SLG: 0.400										4	0	0	0	1	1	3				
26 Brennan Boesch, L OBP: 0.269, SLG: 0.349										4	1	1	0	0	0	1				
32 Don Kelly, L OBP: 0.293, SLG: 0.244										0	0	0	0	1	0	0				
27 Jhonny Peralta, R OBP: 0.333, SLG: 0.390										5	0	2	2	0	2	2				
39 Ramon Santiago, S OBP: 0.303, SLG: 0.306										4	1	1	0	0	1	3				
Inning Stats	R: 0 E: 0 K: 1 S: 13	H: 1 LOB: 2 BB: 1 P: 21	R: 0 E: 0 K: 0 S: 5	H: 0 LOB: 0 BB: 0 P: 6	R: 1 E: 0 K: 0 S: 13	H: 3 LOB: 2 BB: 0 P: 20	R: 0 E: 0 K: 1 S: 11	H: 2 LOB: 1 BB: 0 P: 16	R: 0 E: 0 K: 2 S: 10	H: 0 LOB: 1 BB: 1 P: 17	R: 0 E: 0 K: 2 S: 10	H: 1 LOB: 2 BB: 1 P: 17	R: 3 E: 0 K: 2 S: 14	H: 2 LOB: 0 BB: 3 P: 22	R: 2 E: 0 K: 0 S: 19	H: 2 LOB: 2 BB: 3 P: 38	1B: 9 2B: 1 3B: 0 HR: 1	SF: 0 SAC: 0 DP: 1 HBP: 1	WP: 0 PB: 0 SB: 0 CS: 0	PA: 45
PITCHER	IP	WLS	BF	H	R	ER	SO	BB	IBB	HBP	BLK	WP	HR	S	P	ERA	WHIP			
58 Jeremy Hellickson, R ERA: 3.44	2.2	L	13	4	1	1	1	1	0	0	0	0	0	26	40	3.38	1.875			
39 J.P. Howell, L ERA: 4.44	2.0		9	2	0	0	1	1	0	0	0	0	0	21	37	0.00	1.500			
40 Wade Davis, R ERA: 2.92	1.1		5	0	0	0	2	1	0	0	0	0	0	13	21	0.00	0.750			
43 Kyle Farnsworth, R ERA:	1.0		5	1	0	0	2	1	0	0	0	0	0	10	17	0.00	2.000			
62 Joel Peralta, R ERA: 4.84	1.0		6	2	3	3	2	0	0	1	0	0	1	14	22	27.00	2.000			
31 Burke Badenhop, R ERA: 3.78	1.0		7	2	2	2	0	3	0	0	0	0	0	19	38	18.00	5.000			

Detroit Tigers @ Tampa Bay Rays
Tropicana Field, St. Petersburg, FL
Sat Jun 30 2012, 7:17 PM - 10:42 PM EDT
Att: 29,443 - Dome - 72 F


AB 37
R 6
H 11
RBI 6
BB 7
SO 8
LOB 23



Batter	1	2	3	4	5	6	7	8	9	AB	R	H	RBI	BB	SO	LOB	BOTTOM			
8 Desmond Jennings, R OBP: 0.304, SLG: 0.372										4	0	1	0	0	1	1				
23 Carlos Pena, L OBP: 0.340, SLG: 0.356										4	1	2	1	0	1	0				
2 B.J. Upton, R OBP: 0.300, SLG: 0.362										4	0	0	0	0	1	3				
30 Luke Scott, L OBP: 0.269, SLG: 0.399										4	0	0	0	0	1	3				
18 Ben Zobrist, S OBP: 0.375, SLG: 0.458										4	0	1	0	0	0	0				
36 Brooks Conrad, S OBP: 0.205, SLG: 0.343										4	0	0	0	0	2	1				
59 Jose Lobaton, S OBP: 0.333, SLG: 0.297										3	0	0	0	0	0	0				
35 Hideki Matsui, L OBP: 0.220, SLG: 0.250										1	0	0	0	0	0	1				
9 Elliot Johnson, S OBP: 0.342, SLG: 0.394										3	0	1	0	0	0	0				
10 Will Rhymes, L OBP: 0.282, SLG: 0.240										2	0	1	0	0	0	1				
7 Jeff Keppinger, R OBP: 0.375, SLG: 0.450										1	1	1	1	0	0	0				
Inning Stats	R: 0 E: 0 K: 2 S: 11	H: 0 LOB: 0 BB: 0 P: 15	R: 0 E: 0 K: 0 S: 6	H: 0 LOB: 0 BB: 0 P: 12	R: 0 E: 0 K: 0 S: 9	H: 1 LOB: 1 BB: 0 P: 13	R: 0 E: 0 K: 0 S: 7	H: 0 LOB: 0 BB: 0 P: 12	R: 0 E: 0 K: 1 S: 6	H: 0 LOB: 3 BB: 0 P: 9	R: 0 E: 0 K: 1 S: 7	H: 0 LOB: 0 BB: 0 P: 11	R: 2 E: 0 K: 1 S: 12	H: 2 LOB: 0 BB: 0 P: 19	R: 0 E: 0 K: 1 S: 8	H: 1 LOB: 1 BB: 0 P: 12	1B: 4 2B: 1 3B: 0 HR: 2	SF: 0 SAC: 0 DP: 0 HBP: 0	WP: 0 PB: 0 SB: 0 CS: 0	PA: 34
PITCHER	IP	WLS	BF	H	R	ER	SO	BB	IBB	HBP	BLK	WP	HR	S	P	ERA	WHIP			
21 Rick Porcello, R ERA: 4.35	7.0	W	25	4	0	0	4	0	0	0	0	0	0	57	87	0.00	0.571			
53 Joaquin Benoit, R ERA: 2.55	1.0		5	2	2	2	1	0	0	0	0	0	2	12	19	18.00	2.000			
46 Jose Valverde, R ERA: 3.77	1.0		4	1	0	0	1	0	0	0	0	0	0	8	12	0.00	1.000			

Detroit Tigers @ Tampa Bay Rays
Tropicana Field, St. Petersburg, FL
Sat Jun 30 2012, 7:17 PM - 10:42 PM EDT
Att: 29,443 - Dome - 72 F

AB 34
R 2
H 7
RBI 2
BB 0
SO 6
LOB 10



Batter	1	2	3	4	5	6	7	8	9	AB	R	H	RBI	BB	SO	LOB	TOP										
14 Austin Jackson, R OBP: 0.404, SLG: 0.529	G1-3		K	FC6-4				P4		5	1	1	1	0	1	4	Detroit Tigers @ Tampa Bay Rays Tropicana Field, St. Petersburg, FL Sun Jul 01 2012, 1:45 PM - 4:58 PM EDT Att: 21,874 - Dome - 72 F livebaseballscorecards.com										
52 Quintin Berry, L OBP: 0.385, SLG: 0.400	G4-3		G6-3					K		4	1	0	0	1	2	2											
24 Miguel Cabrera, R OBP: 0.376, SLG: 0.538	G6-3		F9					K		4	1	1	0	1	0	1											
28 Prince Fielder, L OBP: 0.377, SLG: 0.488	F7							F9		4	1	2	1	0	0	0											
21 Delmon Young, R OBP: 0.296, SLG: 0.385	K2-3							K		4	0	1	1	0	2	3											
13 Alex Avila, L OBP: 0.335, SLG: 0.402								K		4	0	2	1	0	1	1											
25 Ryan Raburn, R OBP: 0.240, SLG: 0.280								P4		3	0	1	1	1	0	1											
29 Danny Worth, R OBP: 0.270, SLG: 0.200								K		0	0	0	0	0	0	0											
32 Don Kelly, L OBP: 0.291, SLG: 0.256	G4-3							K		4	1	1	0	0	1	5											
39 Ramon Santiago, S OBP: 0.304, SLG: 0.313								P5		3	0	1	0	0	1	3											
Inning Stats	R: 0 E: 0 K: 0 S: 7	H: 0 LOB: 0 BB: 0 P: 10	R: 0 E: 0 K: 1 S: 12	H: 1 LOB: 2 BB: 1 P: 20	R: 0 E: 0 K: 1 S: 12	H: 1 LOB: 1 BB: 0 P: 15	R: 1 E: 0 K: 1 S: 18	H: 3 LOB: 3 BB: 0 P: 26	R: 2 E: 0 K: 2 S: 14	H: 1 LOB: 1 BB: 1 P: 26	R: 0 E: 0 K: 2 S: 14	H: 0 LOB: 0 BB: 0 P: 18	R: 0 E: 0 K: 1 S: 9	H: 0 LOB: 0 BB: 0 P: 16	R: 0 E: 0 K: 0 S: 6	H: 1 LOB: 1 BB: 0 P: 8	1B: 8 2B: 2 3B: 0 HR: 0	SF: 2 SAC: 1 DP: 0 HBP: 1	WP: 1 PB: 0 SB: 0 CS: 0	PA: 42							
PITCHER	IP	WLS	BF	H	R	ER	SO	BB	IBB	HBP	BLK	WP	HR	S	P	ERA	WHIP										
53 Alex Cobb, R ERA: 4.94	5.1	L	28	8	5	4	3	2	0	1	0	0	0	64	100	6.75	1.875										
57 Jake McGee, L ERA: 1.55	1.1		6	1	0	0	3	0	1	0	0	1	0	20	29	0.00	0.750										
40 Wade Davis, R ERA: 2.82	1.1		4	0	0	0	2	0	0	0	0	0	0	14	21	0.00	0.000										
56 Fernando Rodney, R ERA: 1.01	1.0		4	1	0	0	0	0	0	0	0	0	0	6	8	0.00	1.000										

Batter	1	2	3	4	5	6	7	8	9	AB	R	H	RBI	BB	SO	LOB	BOTTOM										
8 Desmond Jennings, R OBP: 0.303, SLG: 0.387			P3					G6-3		3	1	0	0	1	1	1	Detroit Tigers @ Tampa Bay Rays Tropicana Field, St. Petersburg, FL Sun Jul 01 2012, 1:45 PM - 4:58 PM EDT Att: 21,874 - Dome - 72 F livebaseballscorecards.com										
1 Sean Rodriguez, R OBP: 0.281, SLG: 0.326								K		3	0	0	0	0	1	1											
23 Carlos Pena, L OBP: 0.339, SLG: 0.355								K		1	0	0	0	0	1	0											
2 B.J. Upton, R OBP: 0.296, SLG: 0.358								K		3	0	0	1	0	2	0											
7 Jeff Keppinger, R OBP: 0.363, SLG: 0.435								K		4	0	0	0	0	1	0											
18 Ben Zobrist, S OBP: 0.377, SLG: 0.462								F8		4	1	2	0	0	0	0											
36 Brooks Conrad, S OBP: 0.197, SLG: 0.329								K		3	0	0	0	0	2	2											
35 Hideki Matsui, L OBP: 0.235, SLG: 0.266								K		3	1	2	1	0	0	0											
28 José Molina, R OBP: 0.268, SLG: 0.341								F8		3	0	1	1	0	0	2											
9 Elliot Johnson, S OBP: 0.337, SLG: 0.388								K		3	0	0	0	0	2	1											
Inning Stats	R: 1 E: 0 K: 0 S: 11	H: 0 LOB: 0 BB: 1 P: 21	R: 0 E: 0 K: 1 S: 8	H: 0 LOB: 0 BB: 0 P: 13	R: 0 E: 0 K: 1 S: 12	H: 0 LOB: 0 BB: 0 P: 19	R: 0 E: 0 K: 1 S: 12	H: 0 LOB: 0 BB: 0 P: 18	R: 2 E: 0 K: 3 S: 14	H: 3 LOB: 1 BB: 0 P: 21	R: 0 E: 0 K: 3 S: 9	H: 0 LOB: 0 BB: 0 P: 12	R: 0 E: 0 K: 1 S: 8	H: 2 LOB: 2 BB: 0 P: 16	R: 0 E: 0 K: 2 S: 8	H: 0 LOB: 0 BB: 0 P: 14	R: 0 E: 0 K: 0 S: 6	H: 0 LOB: 0 BB: 0 P: 9	1B: 3 2B: 2 3B: 0 HR: 0	SF: 1 SAC: 0 DP: 0 HBP: 0	WP: 1 PB: 0 SB: 1 CS: 0	PA: 32					
PITCHER	IP	WLS	BF	H	R	ER	SO	BB	IBB	HBP	BLK	WP	HR	S	P	ERA	WHIP										
33 Drew Smyly, L ERA: 4.54	5.0	W	19	3	3	3	4	1	0	0	0	0	0	9	12	0.00	0.800										
60 Brayan Villarreal, R ERA: 1.38	1.0	H	3	0	0	0	3	0	0	0	0	0	0	8	16	0.00	2.000										
40 Phil Coke, L ERA: 0.51	1.0	H	4	2	0	0	1	0	0	0	0	0	0	8	16	0.00	2.000										
53 Joaquin Benoit, R ERA: 2.19	1.0	H	3	0	0	0	2	0	0	0	0	0	0	8	14	0.00	0.000										
46 Jose Valverde, R ERA: 3.66	1.0	S	3	0	0	0	0	0	0	0	0	0	0	6	9	0.00	0.000										

Batter	1	2	3	4	5	6	7	8	9	AB	R	H	RBI	BB	SO	LOB	TOP			
2 Derek Jeter, R OBP: 0.348, SLG: 0.404											4	1	1	0	0	1	2			
14 Curtis Granderson, L OBP: 0.345, SLG: 0.503											3	0	0	1	0	2	1			
25 Mark Teixeira, S OBP: 0.328, SLG: 0.454											3	1	2	1	1	0	0			
13 Alex Rodriguez, R OBP: 0.357, SLG: 0.436											3	0	1	0	1	0	1			
24 Robinson Cano, L OBP: 0.373, SLG: 0.590											4	0	2	1	0	0	2			
33 Nick Swisher, S OBP: 0.330, SLG: 0.481											4	0	0	0	0	0	3			
22 Andrew Jones, R OBP: 0.325, SLG: 0.459											3	0	1	0	0	0	0			
27 Raul Ibanez, L OBP: 0.329, SLG: 0.445											1	0	0	0	0	0	0			
17 Jayson Nix, R OBP: 0.300, SLG: 0.400											3	0	1	0	0	0	2			
12 Eric Chavez, L OBP: 0.326, SLG: 0.488											1	0	0	0	0	1	0			
19 Chris Stewart, R OBP: 0.295, SLG: 0.311											2	1	1	0	1	0	1			
45 Dewayne Wise, L OBP: 0.277, SLG: 0.467											1	0	0	0	0	0	0			
Inning Stats	R: 2 H: 4 E: 0 K: 0 S: 14	H: 1 LOB: 1 BB: 0 P: 20	R: 0 H: 1 E: 0 K: 1 S: 12	H: 1 LOB: 1 BB: 0 P: 16	R: 0 H: 0 E: 0 K: 1 S: 6	H: 0 LOB: 1 BB: 2 P: 14	R: 0 H: 1 E: 0 K: 1 S: 10	H: 1 LOB: 1 BB: 0 P: 12	R: 0 H: 2 E: 0 K: 0 S: 7	H: 2 LOB: 1 BB: 0 P: 14	R: 1 H: 0 E: 0 K: 0 S: 13	H: 0 LOB: 0 BB: 1 P: 21	R: 0 H: 0 E: 0 K: 0 S: 5	H: 0 LOB: 0 BB: 0 P: 10	R: 0 H: 0 E: 0 K: 1 S: 10	H: 0 LOB: 0 BB: 0 P: 16	1B: 7 2B: 3 3B: 0 HR: 0	SF: 1 SAC: 0 DP: 3 HBP: 0	WP: 1 PB: 0 SB: 1 CS: 0	PA: 36
PITCHER	IP WLS BF H R ER SO BB IBB HBP BLK WP HR S P ERA WHIP	7.0 W 30 9 3 3 3 3 0 0 0 0 0 0 5 10 3.86 1.714	1.0 H 3 0 0 0 0 0 0 0 0 0 0 0 5 10 0.00 0.000	1.0 S 3 0 0 0 1 0 0 0 0 0 0 0 10 16 0.00 0.000	PITCHER															
55 Matt Moore, L ERA: 4.17																				
62 Joel Peralta, R ERA: 4.79																				
56 Fernando Rodney, R ERA: 0.98																				

New York Yankees @ Tampa Bay Rays
Tropicana Field, St. Petersburg, FL
Mon Jul 02 2012, 7:12 PM - 10:09 PM EDT
Att: 21,742 - Dome - 72 F

AB 32
R 3
H 9
RBI 3
BB 3
SO 4
LOB 12



Batter	1	2	3	4	5	6	7	8	9	AB	R	H	RBI	BB	SO	LOB	BOTTOM					
8 Desmond Jennings, R OBP: 0.299, SLG: 0.380											4	0	0	0	0	2						
23 Carlos Pena, L OBP: 0.338, SLG: 0.364											4	1	1	1	0	2	0					
2 B.J. Upton, R OBP: 0.299, SLG: 0.372											4	1	2	1	0	1	0					
35 Hideki Matsui, L OBP: 0.235, SLG: 0.266											0	0	0	0	0	0	0					
7 Jeff Keppinger, R OBP: 0.359, SLG: 0.429											0	0	0	0	0	0	0					
56 Fernando Rodney, R ERA: 0.98											4	0	1	0	0	1	1					
18 Ben Zobrist, S OBP: 0.373, SLG: 0.457											3	0	0	0	0	0	1					
30 Luke Scott, L OBP: 0.287, SLG: 0.395											2	0	0	0	0	0	1					
1 Sean Rodriguez, R OBP: 0.264, SLG: 0.326											0	1	0	0	1	0	0					
59 Jose Lobaton, S OBP: 0.321, SLG: 0.284											3	0	0	0	0	1	1					
10 Will Rhymes, L OBP: 0.295, SLG: 0.255											2	0	2	0	0	0	0					
36 Brooks Conrad, S OBP: 0.208, SLG: 0.352											1	1	1	1	0	0	0					
9 Elliot Johnson, S OBP: 0.332, SLG: 0.382											3	0	0	0	0	1	2					
Inning Stats	R: 0 H: 0 E: 0 K: 0 S: 8	H: 1 LOB: 0 BB: 0 P: 14	R: 0 H: 1 E: 0 K: 0 S: 9	H: 1 LOB: 1 BB: 0 P: 13	R: 1 H: 1 E: 0 K: 2 S: 9	H: 1 LOB: 0 BB: 0 P: 14	R: 0 H: 1 E: 0 K: 2 S: 10	H: 1 LOB: 1 BB: 0 P: 17	R: 1 H: 2 E: 0 K: 0 S: 6	H: 2 LOB: 0 BB: 0 P: 9	R: 2 H: 1 E: 0 K: 0 S: 15	H: 1 LOB: 1 BB: 1 P: 29	R: 0 H: 0 E: 0 K: 2 S: 13	H: 0 LOB: 0 BB: 0 P: 19	R: 0 H: 0 E: 0 K: 2 S: 10	H: 0 LOB: 0 BB: 0 P: 16	1B: 4 2B: 2 3B: 0 HR: 2	SF: 0 SAC: 0 DP: 2 HBP: 0	WP: 1 PB: 0 SB: 0 CS: 0	PA: 31		
PITCHER	IP WLS BF H R ER SO BB IBB HBP BLK WP HR S P ERA WHIP	5.1 2 20 5 2 2 4 2 0 0 0 0 0 5 6 0.00 1.000	1.0 3 1 0 0 0 0 0 0 0 0 0 0 5 6 0.00 1.000	0.1 H 2 0 0 0 0 1 0 0 0 0 1 0 5 12 0.00 3.000	0.1 L 3 1 2 1 0 0 0 0 0 0 0 0 8 15 27.00 3.000	0.1 1 0 0 0 0 1 0 0 0 0 0 0 5 7 0.00 0.000	PITCHER															
36 Freddy Garcia, R ERA: 5.94																						
38 Cody Eppley, R ERA: 3.2																						
48 Boone Logan, L ERA: 2.83																						
30 David Robertson, R ERA: 2.53																						
39 Clay Rapada, L ERA: 2.69																						
40 Chad Qualls, R ERA: 4.5																						

New York Yankees @ Tampa Bay Rays
Tropicana Field, St. Petersburg, FL
Mon Jul 02 2012, 7:12 PM - 10:09 PM EDT
Att: 21,742 - Dome - 72 F


AB 30
R 4
H 7
RBI 3
BB 1
SO 6
LOB 8



Batter	1	2	3	4	5	6	7	8	9	AB	R	H	RBI	BB	SO	LOB	TOP						
2 Derek Jeter, R OBP: 0.391, SLG: 0.409										3	1	2	0	0	0	0							
14 Curtis Granderson, L OBP: 0.343, SLG: 0.503										4	1	1	1	0	0	2							
13 Alex Rodriguez, R OBP: 0.393, SLG: 0.430										4	0	0	0	0	2	2							
24 Robinson Canó, L OBP: 0.374, SLG: 0.588										4	0	2	1	0	1	0							
33 Nick Swisher, S OBP: 0.297, SLG: 0.473										4	0	0	0	0	1	2							
27 Raul Ibanez, L OBP: 0.297, SLG: 0.456										4	1	2	0	0	1	0							
12 Eric Chavez, L OBP: 0.326, SLG: 0.480										4	0	1	1	0	1	1							
55 Russell Martin, R OBP: 0.302, SLG: 0.354										4	0	0	0	0	1	1							
45 Dewayne Wise, L OBP: 0.300, SLG: 0.542										3	1	2	1	0	0	0							
Inning Stats	R: 2 H: 3 E: 0 K: 1 S: 13	H: 3 LOB: 0 BB: 0 P: 18	R: 0 H: 0 E: 0 K: 1 S: 9	H: 0 LOB: 0 BB: 0 P: 13	R: 1 H: 1 E: 0 K: 1 S: 9	H: 1 LOB: 0 BB: 0 P: 14	R: 1 H: 2 E: 0 K: 2 S: 13	H: 2 LOB: 1 BB: 0 P: 20	R: 0 H: 1 E: 0 K: 0 S: 6	H: 1 LOB: 1 BB: 0 P: 10	R: 0 H: 2 E: 0 K: 0 S: 6	H: 2 LOB: 1 BB: 0 P: 10	R: 0 H: 1 E: 0 K: 0 S: 5	H: 1 LOB: 0 BB: 0 P: 12	R: 0 H: 0 E: 0 K: 0 S: 6	H: 0 LOB: 0 BB: 0 P: 8	R: 0 H: 0 E: 0 K: 2 S: 8	H: 0 LOB: 0 BB: 0 P: 13	1B: 5 2B: 5 HR: 1	SF: 0 SAC: 1 HBP: 0	WP: 0 PB: 0 SB: 0 CS: 0	PA: 35	
PITCHER	IP WLS BF H R ER SO BB IBB HBP BLK WP HR S P ERA WHIP	IP WLS BF H R ER SO BB IBB HBP BLK WP HR S P ERA WHIP	IP WLS BF H R ER SO BB IBB HBP BLK WP HR S P ERA WHIP	IP WLS BF H R ER SO BB IBB HBP BLK WP HR S P ERA WHIP	IP WLS BF H R ER SO BB IBB HBP BLK WP HR S P ERA WHIP	IP WLS BF H R ER SO BB IBB HBP BLK WP HR S P ERA WHIP	IP WLS BF H R ER SO BB IBB HBP BLK WP HR S P ERA WHIP	IP WLS BF H R ER SO BB IBB HBP BLK WP HR S P ERA WHIP	IP WLS BF H R ER SO BB IBB HBP BLK WP HR S P ERA WHIP	IP WLS BF H R ER SO BB IBB HBP BLK WP HR S P ERA WHIP	IP WLS BF H R ER SO BB IBB HBP BLK WP HR S P ERA WHIP	IP WLS BF H R ER SO BB IBB HBP BLK WP HR S P ERA WHIP	IP WLS BF H R ER SO BB IBB HBP BLK WP HR S P ERA WHIP	IP WLS BF H R ER SO BB IBB HBP BLK WP HR S P ERA WHIP	IP WLS BF H R ER SO BB IBB HBP BLK WP HR S P ERA WHIP	IP WLS BF H R ER SO BB IBB HBP BLK WP HR S P ERA WHIP	IP WLS BF H R ER SO BB IBB HBP BLK WP HR S P ERA WHIP	IP WLS BF H R ER SO BB IBB HBP BLK WP HR S P ERA WHIP	IP WLS BF H R ER SO BB IBB HBP BLK WP HR S P ERA WHIP	IP WLS BF H R ER SO BB IBB HBP BLK WP HR S P ERA WHIP	IP WLS BF H R ER SO BB IBB HBP BLK WP HR S P ERA WHIP	IP WLS BF H R ER SO BB IBB HBP BLK WP HR S P ERA WHIP	IP WLS BF H R ER SO BB IBB HBP BLK WP HR S P ERA WHIP

New York Yankees @ Tampa Bay Rays
Tropicana Field, St. Petersburg, FL
Tue Jul 03 2012, 7:11 PM - 10:06 PM EDT
Att: 26,453 - Dome - 72 F

AB 34
R 4
H 10
RBI 4
BB 0
SO 7
LOB 8



Batter	1	2	3	4	5	6	7	8	9	AB	R	H	RBI	BB	SO	LOB	BOTTOM						
8 Desmond Jennings, R OBP: 0.304, SLG: 0.384										3	2	1	0	1	0	1							
23 Carlos Pena, L OBP: 0.324, SLG: 0.359										4	0	0	0	0	2	4							
2 B.J. Upton, R OBP: 0.301, SLG: 0.374										4	2	2	0	0	0	1							
7 Jeff Keppinger, R OBP: 0.356, SLG: 0.423										4	0	1	2	0	0	2							
18 Ben Zobrist, S OBP: 0.375, SLG: 0.456										3	0	1	1	1	0	1							
30 Luke Scott, L OBP: 0.282, SLG: 0.387										4	0	0	0	0	1	4							
28 José Molina, R OBP: 0.268, SLG: 0.338										4	1	1	0	0	2	0							
1 Sean Rodríguez, R OBP: 0.272, SLG: 0.351										4	1	3	2	0	1	0							
9 Elliot Johnson, S OBP: 0.330, SLG: 0.379										4	1	1	0	0	0	2							
Inning Stats	R: 0 H: 0 E: 0 K: 1 S: 12	H: 0 LOB: 1 BB: 0 P: 19	R: 0 H: 0 E: 0 K: 1 S: 8	H: 0 LOB: 0 BB: 0 P: 13	R: 3 H: 3 E: 2 K: 1 S: 17	H: 3 LOB: 1 BB: 1 P: 29	R: 2 H: 2 E: 0 K: 0 S: 9	H: 2 LOB: 0 BB: 0 P: 15	R: 0 H: 1 E: 0 K: 1 S: 7	H: 1 LOB: 1 BB: 1 P: 10	R: 2 H: 3 E: 0 K: 1 S: 14	H: 3 LOB: 1 BB: 0 P: 20	R: 0 H: 1 E: 0 K: 0 S: 15	H: 1 LOB: 1 BB: 0 P: 23	1B: 7 2B: 3 3B: 0 HR: 1	SF: 0 SAC: 0 DP: 1 HBP: 1	WP: 0 PB: 0 SB: 5 CS: 0	PA: 37					
PITCHER	IP WLS BF H R ER SO BB IBB HBP BLK WP HR S P ERA WHIP	IP WLS BF H R ER SO BB IBB HBP BLK WP HR S P ERA WHIP	IP WLS BF H R ER SO BB IBB HBP BLK WP HR S P ERA WHIP	IP WLS BF H R ER SO BB IBB HBP BLK WP HR S P ERA WHIP	IP WLS BF H R ER SO BB IBB HBP BLK WP HR S P ERA WHIP	IP WLS BF H R ER SO BB IBB HBP BLK WP HR S P ERA WHIP	IP WLS BF H R ER SO BB IBB HBP BLK WP HR S P ERA WHIP	IP WLS BF H R ER SO BB IBB HBP BLK WP HR S P ERA WHIP	IP WLS BF H R ER SO BB IBB HBP BLK WP HR S P ERA WHIP	IP WLS BF H R ER SO BB IBB HBP BLK WP HR S P ERA WHIP	IP WLS BF H R ER SO BB IBB HBP BLK WP HR S P ERA WHIP	IP WLS BF H R ER SO BB IBB HBP BLK WP HR S P ERA WHIP	IP WLS BF H R ER SO BB IBB HBP BLK WP HR S P ERA WHIP	IP WLS BF H R ER SO BB IBB HBP BLK WP HR S P ERA WHIP	IP WLS BF H R ER SO BB IBB HBP BLK WP HR S P ERA WHIP	IP WLS BF H R ER SO BB IBB HBP BLK WP HR S P ERA WHIP	IP WLS BF H R ER SO BB IBB HBP BLK WP HR S P ERA WHIP	IP WLS BF H R ER SO BB IBB HBP BLK WP HR S P ERA WHIP	IP WLS BF H R ER SO BB IBB HBP BLK WP HR S P ERA WHIP	IP WLS BF H R ER SO BB IBB HBP BLK WP HR S P ERA WHIP	IP WLS BF H R ER SO BB IBB HBP BLK WP HR S P ERA WHIP	IP WLS BF H R ER SO BB IBB HBP BLK WP HR S P ERA WHIP	IP WLS BF H R ER SO BB IBB HBP BLK WP HR S P ERA WHIP

New York Yankees @ Tampa Bay Rays
Tropicana Field, St. Petersburg, FL
Tue Jul 03 2012, 7:11 PM - 10:06 PM EDT
Att: 26,453 - Dome - 72 F

AB 34
R 7
H 10
RBI 5
BB 2
SO 6
LOB 15



Batter	1	2	3	4	5	6	7	8	9	AB	R	H	RBI	BB	SO	LOB	TOP										
8 Desmond Jennings, R OBP: 0.299, SLG: 0.356										4	0	1	0	0	0	1	Tampa Bay Rays @ Cleveland Indians Progressive Field, Cleveland, OH Thu Jul 05 2012, 7:07 PM - 9:47 PM EDT Att: 26,577 - Cloudy - 83 F										
23 Carlos Pena, L OBP: 0.337, SLG: 0.366										4	0	0	0	0	1	1											
18 Ben Zobrist, S OBP: 0.369, SLG: 0.444										4	0	0	0	0	0	1											
2 B.J. Upton, R OBP: 0.297, SLG: 0.364										4	0	0	0	0	1	1											
30 Luke Scott, L OBP: 0.253, SLG: 0.373										3	0	0	0	0	0	0											
39 J.P. Howell, L										0	0	0	0	0	0	0											
7 Jeff Keppinger, R OBP: 0.361, SLG: 0.423										0	0	0	0	0	0	0											
10 Will Rhymes, L OBP: 0.256, SLG: 0.276										3	1	1	0	0	0	0											
28 José Molina, R OBP: 0.262, SLG: 0.331										3	0	0	1	0	1	0											
9 Elliot Johnson, S OBP: 0.338, SLG: 0.386										3	0	2	0	0	1	0											
1 Sean Rodriguez, R OBP: 0.270, SLG: 0.346										2	0	0	0	0	0	2											
35 Hideki Matsui, L OBP: 0.233, SLG: 0.263										1	0	0	0	0	0	0											
57 Jake McGee, L										0	0	0	0	0	0	0											
Inning Stats	R: 0 E: 0 K: 1 S: 8	H: 0 LOB: 0 BB: 0 P: 13	R: 0 E: 0 K: 0 S: 7	H: 0 LOB: 0 BB: 0 P: 12	R: 0 E: 0 K: 1 S: 9	H: 1 LOB: 1 BB: 0 P: 13	R: 0 E: 0 K: 1 S: 7	H: 0 LOB: 0 BB: 0 P: 10	R: 1 E: 0 K: 1 S: 12	H: 1 LOB: 1 BB: 0 P: 16	R: 0 E: 0 K: 0 S: 6	H: 0 LOB: 0 BB: 0 P: 12	R: 0 E: 0 K: 1 S: 9	H: 1 LOB: 0 BB: 0 P: 14	R: 0 E: 0 K: 0 S: 6	H: 1 LOB: 1 BB: 0 P: 11	1B: 3 2B: 0 3B: 1 HR: 0	SF: 0 SAC: 0 DP: 0 HBP: 0	WP: 1 PB: 0 SB: 0 CS: 0	PA: 31							
PITCHER	IP	WLS	BF	H	R	ER	SO	BB	IBB	HBP	BLK	WP	HR	S	P	ERA	WHIP										
43 Josh Tomlin, R ERA: 5.45	7.0	W	24	2	1	1	3	0	0	0	0	1	0	58	88	1.29	0.286										
52 Vinnie Pestano, R ERA: 1.55	1.0	H	3	1	0	0	1	0	0	0	0	0	0	8	14	0.00	1.000										
54 Chris Perez, R ERA: 2.59	1.0	S	4	1	0	0	0	0	0	0	0	0	0	6	11	0.00	1.000										

Batter	1	2	3	4	5	6	7	8	9	AB	R	H	RBI	BB	SO	LOB	BOTTOM										
17 Shin-Soo Choo, L OBP: 0.384, SLG: 0.487										3	1	2	1	1	0	1	Tampa Bay Rays @ Cleveland Indians Progressive Field, Cleveland, OH Thu Jul 05 2012, 7:07 PM - 9:47 PM EDT Att: 26,577 - Cloudy - 83 F										
13 Adrián Cabrera, S OBP: 0.369, SLG: 0.419										3	0	0	0	1	2	2											
22 Jason Kipnis, L OBP: 0.337, SLG: 0.415										4	0	0	0	0	0	3											
48 Travis Hafner, L OBP: 0.383, SLG: 0.453										4	1	1	1	0	1	3											
41 Carlos Santana, S OBP: 0.337, SLG: 0.330										4	0	1	0	0	0	0											
23 Michael Brantley, L OBP: 0.328, SLG: 0.461										3	1	2	1	1	0	1											
35 Casey Kotchman, L OBP: 0.293, SLG: 0.356										2	0	1	0	1	0	1											
33 Johnny Damon, L OBP: 0.285, SLG: 0.333										3	0	0	0	0	1	3											
2 Aaron Cunningham, R OBP: 0.261, SLG: 0.262										0	0	0	0	0	0	0											
9 Jack Hannahan, L OBP: 0.329, SLG: 0.370										2	0	0	0	1	0	1											
Inning Stats	R: 1 E: 0 K: 0 S: 8	H: 1 LOB: 0 BB: 0 P: 16	R: 1 E: 0 K: 0 S: 9	H: 2 LOB: 1 BB: 0 P: 15	R: 0 E: 0 K: 1 S: 10	H: 1 LOB: 1 BB: 0 P: 17	R: 0 E: 0 K: 0 S: 9	H: 1 LOB: 1 BB: 1 P: 17	R: 0 E: 0 K: 1 S: 10	H: 0 LOB: 2 BB: 2 P: 24	R: 0 E: 1 K: 1 S: 9	H: 0 LOB: 1 BB: 1 P: 18	R: 0 E: 0 K: 1 S: 7	H: 0 LOB: 1 BB: 1 P: 14	R: 1 E: 0 K: 0 S: 12	H: 2 LOB: 0 BB: 0 P: 19	1B: 4 2B: 1 3B: 0 HR: 3	SF: 0 SAC: 0 DP: 2 HBP: 0	WP: 1 PB: 0 SB: 0 CS: 2	PA: 33							
PITCHER	IP	WLS	BF	H	R	ER	SO	BB	IBB	HBP	BLK	WP	HR	S	P	ERA	WHIP										
58 Jeremy Hellickson, R ERA: 3.41	6.0	L	26	5	2	2	3	4	0	0	0	0	2	55	107	3.00	1.500										
39 J.P. Howell, L ERA: 4.18	1.0		3	0	0	0	1	1	0	0	0	0	0	7	14	0.00	1.000										
57 Jake McGee, L ERA: 1.86	1.0		4	2	1	1	0	0	0	0	0	0	1	12	19	9.00	2.000										

AB	31
R	1
H	4
RBI	1
BB	0
SO	4
LOB	6



AB	28
R	3
H	7
RBI	3
BB	5
SO	4
LOB	15



Batter	1	2	3	4	5	6	7	8	9	AB	R	H	RBI	BB	SO	LOB	TOP										
8 Desmond Jennings, R OBP: 0.299, SLG: 0.350										4	0	0	0	0	2	2	Tampa Bay Rays @ Cleveland Indians Progressive Field, Cleveland, OH Sat Jul 07 2012, 6:07 PM - 8:59 PM EDT Att: 20,658 - Clear - 90 F										
23 Carlos Pena, L OBP: 0.336, SLG: 0.365										4	0	0	0	0	1	2											
18 Ben Zobrist, S OBP: 0.371, SLG: 0.456										3	1	1	0	1	2	1											
2 B.J. Upton, R OBP: 0.308, SLG: 0.383										4	1	2	1	0	1	1											
7 Jeff Keppinger, R OBP: 0.350, SLG: 0.409										4	0	0	0	0	1	3											
30 Luke Scott, L OBP: 0.257, SLG: 0.400										4	1	2	2	0	1	0											
28 José Molina, R OBP: 0.255, SLG: 0.321										4	0	0	0	0	1	1											
36 Brooks Conrad, S OBP: 0.193, SLG: 0.309										3	0	0	0	0	3	0											
1 Sean Rodriguez, R OBP: 0.270, SLG: 0.346										2	0	1	0	0	0	0											
9 Elliot Johnson, S OBP: 0.342, SLG: 0.391										0	0	0	0	1	0	0											
Inning Stats	R: 0 E: 0 K: 2 S: 10	H: 1 LOB: 2 BB: 1 P: 20	R: 0 E: 0 K: 1 S: 8	H: 1 LOB: 0 BB: 0 P: 13	R: 0 E: 0 K: 1 S: 7	H: 0 LOB: 0 BB: 0 P: 12	R: 2 E: 0 K: 0 S: 15	H: 2 LOB: 0 BB: 0 P: 23	R: 0 E: 0 K: 2 S: 11	H: 1 LOB: 1 BB: 0 P: 15	R: 0 E: 0 K: 2 S: 9	H: 0 LOB: 0 BB: 0 P: 14	R: 0 E: 0 K: 1 S: 7	H: 0 LOB: 0 BB: 0 P: 13	R: 0 E: 0 K: 1 S: 10	H: 0 LOB: 1 BB: 1 P: 16	R: 1 E: 0 K: 2 S: 9	H: 1 LOB: 0 BB: 0 P: 13	1B: 3 2B: 1 3B: 0 HR: 2	SF: 0 SAC: 0 DP: 1 HBP: 0	WP: 0 PB: 0 SB: 0 CS: 0	PA: 34					
PITCHER	IP	WLS	BF	H	R	ER	SO	BB	IBB	HBP	BLK	WP	HR	S	P	ERA	WHIP										
30 Ubaldo Jiménez, R ERA: 4.5	6.0	W	23	5	2	2	8	1	0	0	0	0	1	60	97	3.00	1.000										
49 Tony Sipp, L ERA: 5.72	1.0	H	3	0	0	0	1	0	0	0	0	0	0	7	13	0.00	0.000										
52 Vinnie Pestano, R ERA: 1.8	1.0	H	4	0	0	0	1	1	0	0	0	0	0	10	16	0.00	1.000										
32 Esmil Rogers, R ERA: 6.0	1.0		4	1	1	1	2	0	0	0	0	0	1	9	13	9.00	1.000										

Batter	1	2	3	4	5	6	7	8	9	AB	R	H	RBI	BB	SO	LOB	BOTTOM										
17 Shin-Soo Choo, L OBP: 0.384, SLG: 0.484										4	0	1	0	0	0	2	Tampa Bay Rays @ Cleveland Indians Progressive Field, Cleveland, OH Sat Jul 07 2012, 6:07 PM - 8:59 PM EDT Att: 20,658 - Clear - 90 F										
13 Adrián Cabrera, S OBP: 0.370, SLG: 0.415										3	1	0	0	1	3	1											
4 Jose Lopez, R OBP: 0.295, SLG: 0.430										4	1	1	0	0	0	0											
23 Michael Brantley, L OBP: 0.327, SLG: 0.461										4	1	1	1	0	1	2											
41 Carlos Santana, S OBP: 0.341, SLG: 0.339										2	1	1	1	2	0	1											
35 Casey Kotchman, L OBP: 0.294, SLG: 0.355										0	0	0	0	0	0	0											
47 Shelley Duncan, R OBP: 0.319, SLG: 0.424										3	2	1	2	1	0	2											
6 Lou Marson, R OBP: 0.398, SLG: 0.407										3	1	1	1	1	0	0											
9 Jack Hannahan, L OBP: 0.320, SLG: 0.357										4	0	1	1	0	0	3											
2 Aaron Cunningham, R OBP: 0.288, SLG: 0.273										3	0	1	1	1	1	1											
Inning Stats	R: 0 E: 0 K: 1 S: 9	H: 3 LOB: 1 BB: 1 P: 11	R: 3 E: 0 K: 0 S: 22	H: 3 LOB: 1 BB: 1 P: 35	R: 2 E: 0 K: 0 S: 7	H: 2 LOB: 2 BB: 2 P: 19	R: 0 E: 0 K: 1 S: 9	H: 0 LOB: 0 BB: 1 P: 16	R: 0 E: 0 K: 1 S: 10	H: 0 LOB: 1 BB: 1 P: 18	R: 0 E: 0 K: 0 S: 8	H: 1 LOB: 0 BB: 0 P: 10	R: 0 E: 0 K: 1 S: 15	H: 1 LOB: 0 BB: 0 P: 24	R: 2 E: 0 K: 1 S: 9	H: 1 LOB: 0 BB: 1 P: 16	R: 2 E: 0 K: 1 S: 9	H: 1 LOB: 0 BB: 0 P: 13	1B: 2 2B: 6 3B: 0 HR: 1	SF: 0 SAC: 0 DP: 2 HBP: 0	WP: 0 PB: 0 SB: 0 CS: 2	PA: 37					
PITCHER	IP	WLS	BF	H	R	ER	SO	BB	IBB	HBP	BLK	WP	HR	S	P	ERA	WHIP										
55 Matt Moore, L ERA: 4.42	4.2	L	23	5	5	5	3	5	0	0	0	0	0	11	13	0.00	1.000										
31 Burke Badenhop, R ERA: 3.5	1.0		4	1	0	0	0	0	0	0	0	0	0	15	24	0.00	0.750										
39 J.P. Howell, L ERA: 3.99	1.1		4	1	0	0	1	0	0	0	0	0	0	9	16	18.00	2.000										
40 Wade Davis, R ERA: 3.12	1.0		5	1	2	2	1	1	0	0	0	0	1	9	16	18.00	2.000										

AB 32
R 3
H 6
RBI 3
BB 2
SO 12
LOB 10



AB 30
R 7
H 8
RBI 7
BB 6
SO 5
LOB 12



Batter	1	2	3	4	5	6	7	8	9	AB R H RBI BB SO LOB	TOP									
2 Jacoby Ellsbury, L OBP: 0.341, SLG: 0.375	F7	2B		G4-6-3		34 1B 7 SF8 66 BB 1B		34 G5-6-3 1B		5 1 3 0 0 0 2	Boston Red Sox @ Tampa Bay Rays Tropicana Field, St. Petersburg, FL Sun Jul 15 2012, 1:43 PM - 5:17 PM EDT Att: 26,131 - Dome - 72 F									
66 Daniel Nava, S OBP: 0.384, SLG: 0.425	34 BB 28 1B BB	G4-3			HR	34 1B BB		K		3 2 1 1 2 1 2										
34 David Ortiz, L OBP: 0.413, SLG: 0.612	28 1B 1-2 BB			L6	28 FC3-6 1B	28 1B	28 1B	G5-6-3		4 0 2 0 1 0 1										
28 Adrián González, L OBP: 0.331, SLG: 0.417	1-1 1B				FC3-6 39 BB 64 1B			K		4 1 2 1 0 1 4										
23 Brent Lillibridge, R OBP: 0.212, SLG: 0.177	2H 1B				1-2 1B			K		1 0 0 0 0 1 0										
7 Cody Ross, R OBP: 0.339, SLG: 0.522	K			F8	64 1B 1B	39 BB 64 1B 1B	SF8			4 1 1 1 0 2 2										
39 Jarrod Saltalamacchia, R OBP: 0.290, SLG: 0.594	K		G4-1		64 1B 1B	64 1B 1B	F7			4 0 0 0 1 2 3										
64 Will Middlebrooks, R OBP: 0.335, SLG: 0.546	3 HR 1B			3 1B 2B			G5-3			4 1 3 2 0 0 0										
3 Mike Aviles, R OBP: 0.290, SLG: 0.423	1H HR			2 1B G4-6-3 1B			F9			4 1 2 2 0 1 2										
23 Pedro Ciriaco, R OBP: 0.440, SLG: 0.500	K			K	G6-3		G4-3			4 0 0 0 0 2 4										
Inning Stats	R: 1 H: 1 E: 0 K: 1 S: 14	H: 1 R: 2 ER: 0 LOB: 1 BB: 2 P: 29	R: 2 H: 3 E: 0 K: 2 S: 14	H: 3 R: 0 ER: 0 LOB: 1 BB: 0 P: 20	R: 0 H: 1 E: 0 K: 0 S: 11	H: 1 R: 0 ER: 0 LOB: 1 BB: 0 P: 20	R: 0 H: 2 E: 0 K: 1 S: 8	H: 2 R: 0 ER: 0 LOB: 2 BB: 1 P: 12	R: 3 H: 4 E: 0 K: 1 S: 18	H: 2 R: 0 ER: 0 LOB: 2 BB: 1 P: 28	R: 0 H: 0 E: 0 K: 0 S: 6	H: 0 R: 0 ER: 0 LOB: 0 BB: 0 P: 8	R: 0 H: 1 E: 0 K: 1 S: 8	H: 1 R: 0 ER: 0 LOB: 0 BB: 0 P: 12	R: 0 H: 0 E: 0 K: 3 S: 9	H: 0 R: 0 ER: 0 LOB: 0 BB: 0 P: 13	1B: 10 2B: 2 3B: 0 HR: 2	SF: 1 SAC: 0 DP: 2 HBP: 0	WP: 0 PB: 0 SB: 0 CS: 0	PA: 42
PITCHER	IP WLS BF H R ER SO BB IBB HBP BLK WP HR S P ERA WHIP											IP WLS BF H R ER SO BB IBB HBP BLK WP HR S P ERA WHIP								
33 James Shields, R ERA: 4.44	5.0 L 27 11 6 6 5 3 0 0 0 0 0 2 65 113 10.80 2.800																			
57 Jake McGee, L ERA: 2.1	0.1 4 2 1 1 1 1 0 0 0 0 0 0 13 22 27.00 9.000																			
31 Burke Badenhop, R ERA: 3.32	1.2 5 0 0 0 0 0 0 0 0 0 0 0 10 14 0.00 0.000																			
40 Wade Davis, R ERA: 2.98	2.0 6 1 0 0 4 0 0 0 0 0 0 0 17 25 0.00 0.500																			

Batter	1	2	3	4	5	6	7	8	9	AB R H RBI BB SO LOB	BOTTOM											
10 Will Rhymes, L OBP: 0.302, SLG: 0.299	23 1B 18 1B 1B	F9				G1-3			FC4-6 2 BB 18 BB 1-2 1B	5 1 2 0 0 0 3	Boston Red Sox @ Tampa Bay Rays Tropicana Field, St. Petersburg, FL Sun Jul 15 2012, 1:43 PM - 5:17 PM EDT Att: 26,131 - Dome - 72 F											
23 Carlos Pena, L OBP: 0.333, SLG: 0.364	7 HBP 8 1B 1B	18 2B BB			K		18 1B 1B	K		4 1 2 0 1 2 2												
18 Ben Zobrist, S OBP: 0.375, SLG: 0.462	7 HBP 8 1B 1B				K		18 1B 1B	2 BB BB		4 1 3 1 1 1 1												
2 B.J. Upton, R OBP: 0.300, SLG: 0.375	K	F9			K		K2-3			4 0 0 0 1 3 5												
35 Hideki Matsui, L OBP: 0.239, SLG: 0.250	K				K		G4-3			4 0 0 0 1 2 6												
7 Jeff Keppinger, R OBP: 0.373, SLG: 0.420	8 1B HBP				F8			L4		3 0 0 0 0 0 1												
8 Desmond Jennings, R OBP: 0.294, SLG: 0.347					F9		P4	G3		4 0 1 2 0 0 1												
59 Jose Lobaton, S OBP: 0.330, SLG: 0.282	F7				F8		G3-1	F7		4 0 0 0 0 0 3												
9 Elliot Johnson, S OBP: 0.335, SLG: 0.382					K			10 FC4-6 BB		3 0 2 0 1 1 0												
Inning Stats	R: 3 H: 4 E: 0 K: 2 S: 19	H: 4 R: 3 ER: 0 LOB: 2 BB: 0 P: 26	R: 0 H: 2 E: 0 K: 0 S: 9	H: 2 R: 0 ER: 0 LOB: 1 BB: 1 P: 16	R: 0 H: 0 E: 0 K: 0 S: 10	H: 0 R: 0 ER: 0 LOB: 1 BB: 1 P: 17	R: 0 H: 1 E: 0 K: 3 S: 13	H: 1 R: 0 ER: 0 LOB: 1 BB: 0 P: 19	R: 0 H: 0 E: 0 K: 2 S: 7	H: 0 R: 0 ER: 0 LOB: 0 BB: 0 P: 13	R: 0 H: 1 E: 0 K: 0 S: 9	H: 1 R: 0 ER: 0 LOB: 1 BB: 0 P: 13	R: 0 H: 2 E: 0 K: 1 S: 8	H: 2 R: 0 ER: 0 LOB: 1 BB: 0 P: 16	R: 0 H: 0 E: 0 K: 0 S: 7	H: 0 R: 0 ER: 0 LOB: 0 BB: 0 P: 9	R: 0 H: 0 E: 0 K: 1 S: 11	H: 0 R: 0 ER: 0 LOB: 3 BB: 3 P: 24	1B: 8 2B: 2 3B: 0 HR: 0	SF: 0 SAC: 0 DP: 0 HBP: 1	WP: 0 PB: 0 SB: 0 CS: 1	PA: 41
PITCHER	IP WLS BF H R ER SO BB IBB HBP BLK WP HR S P ERA WHIP											IP WLS BF H R ER SO BB IBB HBP BLK WP HR S P ERA WHIP										
19 Josh Beckett, R ERA: 4.44	6.0 W 28 8 3 3 3 2 0 0 1 0 0 0 3 6 4.50 1.667																					
63 Junichi Tazawa, R ERA: 6.23	0.1 2 2 0 0 0 0 0 0 0 0 0 0 3 6 0.00 6.000																					
37 Mark Melancon, R ERA: 6.23	1.2 5 0 0 0 1 0 0 0 0 0 0 0 12 19 0.00 0.000																					
91 Alfredo Aceves, R ERA: 4.14	1.0 6 0 0 0 1 3 0 0 0 0 0 0 11 24 0.00 3.000																					

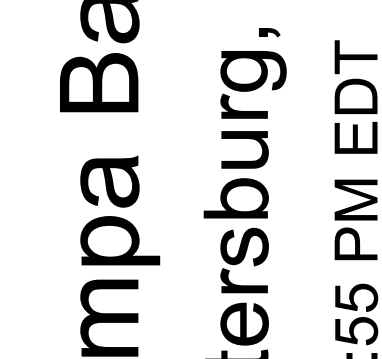
Batter	1	2	3	4	5	6	7	8	9	AB	R	H	RBI	BB	SO	LOB	TOP					
17 Shin-Soo Choo, L (1,9) OBP: 0.380, SLG: 0.486	F8		F7				G4-3			4	0	1	0	0	0	1	Cleveland Indians @ Tampa Bay Rays Tropicana Field, St. Petersburg, FL Tue Jul 17 2012, 7:12 PM - 9:55 PM EDT Att: 15,712 - Dome - 72 F livebaseballscorecards.com					
13 Asdrúbal Cabrera, S (1,6) OBP: 0.351, SLG: 0.443	F9						K			4	1	1	0	0	1	2						
22 Jason Kipnis, L (1,4) OBP: 0.352, SLG: 0.419	F8									3	0	1	1	1	1	0						
23 Michael Brantley, L (1,8) OBP: 0.356, SLG: 0.433		L6								2	0	0	0	2	0	0						
4 Jose Lopez, R (1,5) OBP: 0.275, SLG: 0.399	F7									3	0	0	1	0	1	3						
41 Carlos Santana, S (1,10) OBP: 0.348, SLG: 0.329	F8									2	0	0	0	1	1	2						
47 Shelley Duncan, R (1,7) OBP: 0.323, SLG: 0.437	F8		F8				G5-4-3			4	0	0	0	0	0	4						
35 Casey Kotchman, L (1,3) OBP: 0.299, SLG: 0.371							F7			3	0	1	0	0	1	0						
6 Lou Marson, R (1,2) OBP: 0.387, SLG: 0.386										2	1	0	0	1	2	1	C					
48 Travis Hafner, L (9,PH) OBP: 0.364, SLG: 0.428										1	0	0	0	0	0	1						
Inning Stats	R: 0 E: 0 K: 0 S: 8	H: 0 LOB: 0 BB: 0 P: 9	R: 0 E: 0 K: 0 S: 5	H: 0 LOB: 0 BB: 0 P: 10	R: 0 E: 0 K: 1 S: 8	H: 0 LOB: 1 BB: 0 P: 12	R: 1 E: 0 K: 1 S: 15	H: 1 LOB: 2 BB: 2 P: 27	R: 1 E: 0 K: 1 S: 14	H: 2 LOB: 3 BB: 2 P: 27	R: 0 E: 0 K: 0 S: 7	H: 0 LOB: 0 BB: 1 P: 12	R: 0 E: 0 K: 2 S: 11	H: 0 LOB: 0 BB: 0 P: 17	R: 0 E: 0 K: 2 S: 9	H: 0 LOB: 0 BB: 0 P: 14	R: 0 E: 0 K: 0 S: 8	H: 1 LOB: 1 BB: 0 P: 11	1B: 4 2B: 0 3B: 0 HR: 0	SF: 1 DP: 2 HBP: 2	WP: 1 PB: 0 SB: 0 CS: 0	PA: 36
PITCHER	IP WLS BF H R ER SO BB IBB HBP BLK WP HR S P ERA WHIP																					
55 Matt Moore, L (1,1) ERA: 4.39	5.0 W 24 3 2 2 3 5 0 1 0 1 0 51 90 3.60 1.600																					
40 Wade Davis, R (6,1) ERA: 2.59	1.1 H 3 0 0 0 1 0 0 0 0 0 0 9 12 0.00 0.000																					
62 Joel Peralta, R (7,1) ERA: 4.42	1.1 H 4 0 0 0 2 0 0 0 0 0 0 14 20 0.00 0.000																					
31 Burke Badenhop, R (8,1) ERA: 3.29	0.1 H 1 0 0 0 1 0 0 0 0 0 0 3 6 0.00 0.000																					
56 Fernando Rodney, R (9,1) ERA: 0.86	1.0 S 4 1 0 0 0 0 0 0 1 0 0 8 11 0.00 1.000																					

Batter	1	2	3	4	5	6	7	8	9	AB	R	H	RBI	BB	SO	LOB	BOTTOM			
2 B.J. Upton, R (1,8) OBP: 0.308, SLG: 0.378	G6-3						G6-3			4	1	2	0	0	0	0	Cleveland Indians @ Tampa Bay Rays Tropicana Field, St. Petersburg, FL Tue Jul 17 2012, 7:12 PM - 9:55 PM EDT Att: 15,712 - Dome - 72 F livebaseballscorecards.com			
23 Carlos Pena, L (1,3) OBP: 0.330, SLG: 0.368	HR						G3			4	1	1	2	0	0	2				
18 Ben Zobrist, S (1,4) OBP: 0.369, SLG: 0.451	HR						G1-3			3	1	0	0	1	0	0				
20 Matt Joyce, L (1,9) OBP: 0.380, SLG: 0.502	K						K			4	0	0	0	0	2	2				
7 Jeff Keppinger, R (1,5) OBP: 0.379, SLG: 0.421	F8						G4-3			4	0	2	0	0	0	1				
30 Luke Scott, L (1,10) OBP: 0.261, SLG: 0.408	3B						F7			4	0	1	1	0	0	3				
8 Desmond Jennings, R (1,7) OBP: 0.295, SLG: 0.356	F9						G6-3			3	1	0	0	0	0	4				
59 Jose Lobaton, S (1,2) OBP: 0.330, SLG: 0.284	G4-3						FC6			3	0	1	1	0	0	0				
9 Elliot Johnson, S (1,6) OBP: 0.329, SLG: 0.372	HBP						K			2	0	0	0	0	1	1				
Inning Stats	R: 3 E: 0 K: 1 S: 15	H: 3 LOB: 1 BB: 1 P: 26	R: 0 E: 0 K: 0 S: 8	H: 1 LOB: 1 BB: 0 P: 12	R: 0 E: 1 K: 0 S: 7	H: 1 LOB: 2 BB: 0 P: 9	R: 0 E: 0 K: 0 S: 12	H: 0 LOB: 0 BB: 0 P: 17	R: 0 E: 0 K: 0 S: 4	H: 0 LOB: 0 BB: 0 P: 8	R: 1 E: 0 K: 1 S: 14	H: 2 LOB: 1 BB: 0 P: 20	R: 0 E: 0 K: 0 S: 5	H: 0 LOB: 0 BB: 0 P: 11	R: 0 E: 0 K: 1 S: 8	H: 0 LOB: 0 BB: 0 P: 12	1B: 5 2B: 0 3B: 1 HR: 1	SF: 0 DP: 1 HBP: 1	WP: 0 PB: 0 SB: 1 CS: 0	PA: 33
PITCHER	IP WLS BF H R ER SO BB IBB HBP BLK WP HR S P ERA WHIP																			
43 Josh Tomlin, R (1,1) ERA: 5.51	5.2 L 26 7 4 4 1 1 0 1 0 0 0 57 89 6.35 1.412																			
49 Tony Sipp, L (6,1) ERA: 5.4	1.1 4 0 0 0 1 0 0 0 0 0 0 8 14 0.00 0.000																			
57 Jeremy Accardo, R (8,1) ERA: 3.42	1.0 3 0 0 0 1 0 0 0 0 0 0 8 12 0.00 0.000																			

AB 28
R 2
H 4
RBI 2
BB 5
SO 7
LOB 14



AB 31
R 4
H 7
RBI 4
SO 3
LOB 13



Batter	1	2	3	4	5	6	7	8	9	AB	R	H	RBI	BB	SO	LOB	TOP								
17 Shin-Soo Choo, L OBP: 0.381, SLG: 0.485	G3-1		G4-3					F7		5	1	2	1	0	0	0									
13 Asdrúbal Cabrera, S OBP: 0.354, SLG: 0.445	L4			F9						5	2	3	0	0	0	0									
22 Jason Kipnis, L OBP: 0.353, SLG: 0.418	F9			G6-3		G4-3				5	2	2	2	0	0	2									
23 Michael Brantley, L OBP: 0.357, SLG: 0.439				F7						5	1	2	1	0	0	1									
41 Carlos Santana, S OBP: 0.352, SLG: 0.344										4	2	2	4	1	1	1									
48 Travis Hafner, L OBP: 0.385, SLG: 0.427				G4-3						5	0	2	0	0	1	3									
33 Johnny Damon, L 2 Aaron Cunningham, R OBP: 0.263, SLG: 0.267				G3-1						4	0	0	0	0	1	4									
35 Casey Kotchman, L OBP: 0.298, SLG: 0.367										3	1	0	0	0	0	0									
9 Jack Hannahan, L OBP: 0.314, SLG: 0.349										4	1	1	2	0	1	0									
Inning Stats	R: 0 E: 0 K: 0 S: 8	H: 0 LOB: 0 BB: 0 P: 13	R: 0 E: 0 K: 1 S: 11	H: 1 LOB: 1 BB: 0 P: 17	R: 0 E: 0 K: 0 S: 6	H: 0 LOB: 0 BB: 0 P: 11	R: 0 E: 0 K: 0 S: 9	H: 0 LOB: 0 BB: 0 P: 13	R: 3 E: 0 K: 1 S: 20	H: 3 LOB: 2 BB: 1 P: 31	R: 0 E: 0 K: 0 S: 8	H: 1 LOB: 1 BB: 0 P: 11	R: 5 E: 0 K: 2 S: 24	H: 6 LOB: 1 BB: 0 P: 36	R: 0 E: 0 K: 0 S: 6	H: 0 LOB: 0 BB: 0 P: 9	R: 2 E: 0 K: 0 S: 8	H: 3 LOB: 0 BB: 0 P: 11	1B: 10 2B: 2 3B: 1 HR: 1	SF: 0 SAC: 0 DP: 1 HBP: 1	WP: 0 PB: 0 SB: 0 CS: 0	PA: 42			
PITCHER	IP	WLS	BF	H	R	ER	SO	BB	IBB	HBP	BLK	WP	HR	S	P	ERA	WHIP								
58 Jeremy Hellickson, R ERA: 3.55	6.0		25	5	3	3	2	1	0	1	0	0	0	62	96	4.50	1.000								
43 Kyle Farnsworth, R ERA: 9.0	0.2	L	4	2	2	2	1	0	0	0	0	0	0	10	15	27.00	3.000								
57 Jake McGee, L ERA: 2.87	0.1	B	5	4	3	3	1	0	0	0	0	0	1	14	21	81.00	12.000								
39 J.P. Howell, L ERA: 3.55	1.0		3	0	0	0	0	0	0	0	0	0	0	6	9	0.00	0.000								
31 Burke Badenhop, R ERA: 3.98	1.0		5	3	2	2	0	0	0	0	0	0	0	8	11	18.00	3.000								

Cleveland Indians @ Tampa Bay Rays
Tropicana Field, St. Petersburg, FL
Wed Jul 18 2012, 7:12 PM - 10:43 PM EDT
Att: 15,143 - Dome - 72 F


AB 40
R 10
H 14
RBI 10
BB 1
SO 4
LOB 11



Batter	1	2	3	4	5	6	7	8	9	AB	R	H	RBI	BB	SO	LOB	BOTTOM								
2 B.J. Upton, R OBP: 0.303, SLG: 0.373	G6-3									4	0	0	1	0	0	7									
23 Carlos Pena, L OBP: 0.278, SLG: 0.364	G3									4	0	0	0	1	2	1									
18 Ben Zobrist, S OBP: 0.372, SLG: 0.448										2	1	0	0	3	1	1									
20 Matt Joyce, L OBP: 0.381, SLG: 0.498										4	1	1	0	1	1	2									
7 Jeff Keppinger, R OBP: 0.373, SLG: 0.409										4	1	0	0	1	0	5									
30 Luke Scott, L OBP: 0.276, SLG: 0.422										4	2	4	1	1	0	0									
8 Desmond Jennings, R OBP: 0.304, SLG: 0.354										4	1	3	2	1	0	1									
59 Jose Lobaton, S OBP: 0.333, SLG: 0.275										3	0	0	0	2	0	5									
9 Elliot Johnson, S OBP: 0.331, SLG: 0.373										5	0	2	2	0	1	7									
Inning Stats	R: 0 E: 0 K: 0 S: 20	H: 1 LOB: 2 BB: 1 P: 30	R: 2 E: 0 K: 0 S: 12	H: 3 LOB: 1 BB: 0 P: 17	R: 2 E: 0 K: 0 S: 17	H: 2 LOB: 3 BB: 3 P: 33	R: 0 E: 0 K: 1 S: 7	H: 0 LOB: 0 BB: 1 P: 14	R: 0 E: 0 K: 1 S: 12	H: 1 LOB: 3 BB: 2 P: 22	R: 0 E: 0 K: 2 S: 9	H: 0 LOB: 1 BB: 1 P: 19	R: 1 E: 0 K: 0 S: 9	H: 2 LOB: 1 BB: 1 P: 17	R: 0 E: 0 K: 1 S: 6	H: 0 LOB: 0 BB: 0 P: 7	R: 1 E: 0 K: 0 S: 13	H: 1 LOB: 1 BB: 1 P: 26	1B: 9 2B: 1 3B: 0 HR: 0	SF: 1 SAC: 0 DP: 1 HBP: 0	WP: 0 PB: 0 SB: 4 CS: 1	PA: 46			
PITCHER	IP	WLS	BF	H	R	ER	SO	BB	IBB	HBP	BLK	WP	HR	S	P	ERA	WHIP								
63 Justin Masterson, R ERA: 4.25	4.1		26	7	4	4	1	7	0	0	0	0	0	62	109	8.31	3.231								
32 Esmil Rogers, R ERA: 5.61	1.2	W	6	0	0	0	3	1	0	0	0	0	0	15	26	0.00	0.600								
49 Tony Sipp, L ERA: 5.7	0.0		2	1	1	1	0	1	0	0	0	0	0	5	11	∞	∞								
38 Joe Smith, R ERA: 2.9	1.0	H	3	1	0	0	0	0	0	0	0	0	0	4	6	0.00	1.000								
52 Vinnie Pestano, R ERA: 1.6	1.0	H	3	0	0	0	1	0	0	0	0	0	0	6	7	0.00	0.000								

Cleveland Indians @ Tampa Bay Rays
Tropicana Field, St. Petersburg, FL
Wed Jul 18 2012, 7:12 PM - 10:43 PM EDT
Att: 15,143 - Dome - 72 F

AB 34
R 6
H 10
RBI 6
BB 10
SO 5
LOB 29



Batter	1	2	3	4	5	6	7	8	9	10	11	12	13	14	AB	R	H	RBI	BB	SO	LOB																	
13 Dustin Ackley, L OBP: 0.305, SLG: 0.329 (1, 4)															6	0	0	0	0	2	0																	
51 Ichiro Suzuki, L OBP: 0.290, SLG: 0.358 (1, 9)															6	1	1	0	0	1	1																	
33 Casper Wells, R OBP: 0.339, SLG: 0.456 (1, 9)															6	0	1	1	0	2	0																	
27 John Jaso, L OBP: 0.379, SLG: 0.469 (1, 10)																4	0	1	0	1	1	0																
63 Jesus Montero, R OBP: 0.298, SLG: 0.396 (1, 2)																5	0	0	0	1	2	3																
15 Kyle Seager, L OBP: 0.307, SLG: 0.416 (1, 5)																5	1	1	0	1	2	2																
17 Justin Smoak, S OBP: 0.260, SLG: 0.329 (1, 3)																6	0	0	0	0	3	7																
4 Carlos Peguero, L OBP: 0.222, SLG: 0.471 (1, 7)																5	1	1	2	0	1	1																
26 Brendan Ryan, R OBP: 0.282, SLG: 0.282 (1, 6)																5	0	0	0	0	3	0																
Inning Stats	R: 1 E: 0 K: 2 S: 13	H: 2 LOB: 3 BB: 1 P: 22	R: 0 E: 0 K: 2 S: 8	H: 0 LOB: 0 BB: 0 P: 9	R: 0 E: 0 K: 1 S: 8	H: 0 LOB: 1 BB: 0 P: 12	R: 0 E: 0 K: 1 S: 8	H: 0 LOB: 0 BB: 0 P: 14	R: 2 E: 1 K: 1 S: 12	H: 0 LOB: 0 BB: 0 P: 20	R: 0 E: 0 K: 2 S: 6	H: 0 LOB: 1 BB: 0 P: 12	R: 0 E: 0 K: 2 S: 13	H: 0 LOB: 0 BB: 0 P: 14	R: 0 E: 0 K: 1 S: 9	H: 0 LOB: 0 BB: 0 P: 15	R: 0 E: 0 K: 2 S: 5	H: 0 LOB: 0 BB: 0 P: 8	R: 0 E: 0 K: 2 S: 10	H: 0 LOB: 0 BB: 0 P: 11	R: 0 E: 0 K: 2 S: 13	H: 1 LOB: 2 BB: 1 P: 19	1B: 2 2B: 1 3B: 1 HR: 1	SF: 0 SAC: 0 DP: 0 HBP: 1	WP: 0 PB: 0 SB: 1 CS: 1	PA: 52												
PITCHER	IP 7.2	WLS 31	H 4	R 3	ER 3	SO 10	BB 2	IBB 0	HBP 0	BLK 0	WP 0	HR 1	S 67	P 106	ERA 3.52	WHIP 0.783																						
33 James Shields, R ERA: 4.39 (1, 1)											31 Burke Badenhop, R ERA: 3.63 (14, 1)	IP 0.1	WLS 0	BF 3	H 1	R 0	ER 0	SO 1	BB 0	IBB 0	HBP 0	BLK 0	WP 0	HR 0	S 6	P 10	ERA 0.00	WHIP 6.000										
62 Joel Peralta, R ERA: 4.36 (8, 1)											57 Jake McGee, L ERA: 2.81 (14, 1)	IP 0.2	WLS 0	BF 2	H 0	R 0	ER 0	SO 1	BB 0	IBB 0	HBP 0	BLK 0	WP 0	HR 0	S 7	P 9	ERA 0.00	WHIP 0.000										
56 Fernando Rodney, R ERA: 0.82 (9, 1)											43 Kyle Farnsworth, R ERA: 7.5 (11, 1)	IP 1.0	WLS 3	BF 0	H 0	R 0	ER 0	SO 1	BB 0	IBB 0	HBP 0	BLK 0	WP 0	HR 0	S 5	P 8	ERA 0.00	WHIP 0.000										
39 J.P. Howell, L ERA: 3.34 (12, 1)											39 J.P. Howell, L ERA: 3.34 (12, 1)	IP 2.0	WLS 6	BF 0	H 0	R 0	ER 0	SO 2	BB 0	IBB 0	HBP 0	BLK 0	WP 0	HR 0	S 16	P 21	ERA 0.00	WHIP 0.000										

Seattle Mariners @ Tampa Bay Rays
Tropicana Field, St. Petersburg, FL
Fri Jul 20 2012, 7:11 PM - 11:56 PM EDT
Att. 14,143 - Dome - 72 F

AB 48
R 3
H 5
RBI 5
BB 3
SO 17
LOB 14

Batter	1	2	3	4	5	6	7	8	9	10	11	12	13	14	AB	R	H	RBI	BB	SO	LOB																	
2 B.J. Upton, R OBP: 0.310, SLG: 0.392 (1, 8)																6	1	2	2	1	3	1																
23 Carlos Pena, L OBP: 0.326, SLG: 0.358 (1, 3)																6	1	1	0	1	1	2																
18 Ben Zobrist, S OBP: 0.381, SLG: 0.459 (9, 9)																4	1	3	1	2	0	0																
20 Matt Joyce, L OBP: 0.380, SLG: 0.495 (8, PH)																3	0	1	0	0	1	3																
36 Brooks Conrad, S OBP: 0.194, SLG: 0.302 (9, 4)																3	0	0	0	0	2	4																
7 Jeff Keppinger, R OBP: 0.386, SLG: 0.429 (1, 5)																4	0	1	1	2	1	3																
30 Luke Scott, L OBP: 0.279, SLG: 0.438 (10, PH)																4	0	1	0	0	1	2																
35 Hideki Matsui, L OBP: 0.224, SLG: 0.233 (11, 10)																2	0	0	0	0	1	5																
8 Desmond Jennings, R OBP: 0.307, SLG: 0.382 (1, 7)																5	1	1	0	1	2	1																
28 José Molina, R OBP: 0.263, SLG: 0.320 (7, 2)																2	0	0	0	0	0	1																
59 Jose Lobaton, S OBP: 0.333, SLG: 0.277 (10, 2)																3	0	1	0	0	1	1																
1 Sean Rodriguez, R OBP: 0.325, SLG: 0.366 (10, 6)																3	0	0	0	0	1	1																
9 Elliot Johnson, S OBP: 0.325, SLG: 0.366 (10, 6)																3	0	0	0	0	1	2																
Inning Stats	R: 0 E: 0 K: 2 S: 16	H: 1 LOB: 2 BB: 1 P: 27	R: 0 E: 0 K: 2 S: 7	H: 1 LOB: 0 BB: 0 P: 9	R: 0 E: 0 K: 1 S: 9	H: 1 LOB: 1 BB: 0 P: 12	R: 0 E: 0 K: 1 S: 9	H: 0 LOB: 0 BB: 0 P: 8	R: 2 E: 0 K: 1 S: 14	H: 3 LOB: 1 BB: 0 P: 22	R: 1 E: 0 K: 1 S: 11	H: 2 LOB: 1 BB: 1 P: 17	R: 0 E: 0 K: 0 S: 4	H: 0 LOB: 1 BB: 1 P: 10	R: 0 E: 0 K: 2 S: 12	H: 1 LOB: 1 BB: 0 P: 18	R: 0 E: 0 K: 1 S: 8	H: 0 LOB: 0 BB: 1 P: 12	R: 0 E: 0 K: 2 S: 10	H: 0 LOB: 2 BB: 1 P: 20	R: 0 E: 0 K: 0 S: 5	H: 0 LOB: 0 BB: 0 P: 6	R: 1 E: 0 K: 1 S: 9	H: 2 LOB: 1 BB: 0 P: 12	1B: 7 2B: 2 3B: 1 HR: 1	SF: 0 SAC: 1 DP: 2 HBP: 1	WP: 1 PB: 0 SB: 3 CS: 0	PA: 57										
PITCHER	IP 6.0	WLS 24	H 6	R 2	ER 2	SO 7	BB 1	IBB 0	HBP 0	BLK 0	WP 0	HR 1	S 63	P 93	ERA 3.00	WHIP 1.167																						
18 Hisashi Iwakuma, R ERA: 4.86 (1, 1)											53 Josh Kinney, R ERA: 1.93 (10, 1)	IP 2.1	WLS 11	BF 0	H 0	R 0	ER 0	SO 3	BB 3	IBB 0	HBP 0	BLK 0	WP 0	HR 0	S 17	P 37	ERA 0.00	WHIP 1.286										
35 Steve Delabar, R ERA: 4.15 (7, 1)											54 Tom Wilhelmson, R ERA: 2.45 (13, 1)	IP 1.1	WLS 6	BF 2	H 1	R 1	ER 1	SO 1	BB 0	IBB 0	HBP 0	BLK 0	WP 0	HR 0	S 14	P 18	ERA 6.75	WHIP 1.500										
36 Oliver Perez, L ERA: 3.18 (8, 1)											43 Brandon League, R ERA: 3.02 (8, 1)	IP 2.0	WLS 7	BF 1	H 0	R 0	ER 0	SO 2	BB 1	IBB 0	HBP 0	BLK 0	WP 0	HR 0	S 17	P 29	ERA 0.00	WHIP 1.000										
44 Lucas Luetge, L ERA: 1.37 (10, 1)											44 Lucas Luetge, L ERA: 1.37 (10, 1)	IP 0.2	WLS 3	BF 0	H 0	R 0	ER 0	SO 1	BB 0	IBB 0	HBP 0	BLK 0	WP 0	HR 0	S 5	P 12	ERA 0.00	WHIP 0.000										

Seattle Mariners @ Tampa Bay Rays
Tropicana Field, St. Petersburg, FL
Fri Jul 20 2012, 7:11 PM - 11:56 PM EDT
Att. 14,143 - Dome - 72 F

AB 48
R 4
H 11
RBI 4
BB 7
SO 15
LOB 26

Batter	1	2	3	4	5	6	7	8	9	AB	R	H	RBI	BB	SO	LOB	TOP			
13 Dustin Ackley, L (1,4) OBP: 0.304, SLG: 0.325	G1-3	K			K		G4-3		51 1B BB	4	0	0	0	1	2	2	Seattle Mariners @ Tampa Bay Rays Tropicana Field, St. Petersburg, FL Sat Jul 21, 2012, 7:15 PM - 10:18 PM EDT Att: 18,800 - Dome - 72 F livebaseballscorecards.com			
51 Ichiro Suzuki, L (1,9) OBP: 0.291, SLG: 0.357	K2-3	FC1-2			K		IBB		1B	4	0	1	0	1	2	1				
33 Casper Wells, R (1,7) OBP: 0.335, SLG: 0.444	27 1B BB				K		F9		F8	4	1	0	0	1	2	5				
27 John Jaso, L (1,2) OBP: 0.388, SLG: 0.473	15 1B BB				1B		HBP		K	3	1	2	0	0	1	0				
15 Kyle Seager, L (1,5) OBP: 0.309, SLG: 0.415	55 1B BB				F8		55 FC6-4 1B		K	3	0	1	0	1	1	1				
55 Michael Saunders, L (1,8) OBP: 0.321, SLG: 0.424	1-2 2-H 1B				L3		FC6-4		K	4	0	1	2	0	1	2				
17 Justin Smoak, S (1,3) OBP: 0.257, SLG: 0.325	K				K		G4-3		K	4	0	0	0	0	3	3				
4 Carlos Peguero, L (1,10) OBP: 0.273, SLG: 0.476	13 WP 51 SH5-3 FC1-2 1B				K2-3		61 FC4-6 1B		K2-3	4	0	2	0	0	2	0				
61 Munenori Kawasaki, L (1,6) OBP: 0.273, SLG: 0.214	SH5-3				K		FC4-6 13 G4-3 1-2 1B		51 1B 13 BB 1B	3	0	1	0	0	1	1				
Inning Stats	R: 2 H: 2 E: 0 K: 2 S: 21	H: 2 LOB: 2 P: 37	R: 0 H: 1 E: 0 K: 1 S: 10	LOB: 1 BB: 0 P: 15	R: 0 H: 1 E: 0 K: 1 S: 7	LOB: 1 BB: 0 P: 9	R: 0 H: 0 E: 0 K: 3 S: 10	LOB: 0 BB: 0 P: 14	R: 0 H: 1 E: 0 K: 0 S: 5	LOB: 1 BB: 0 P: 7	R: 0 H: 1 E: 0 K: 1 S: 8	LOB: 2 BB: 1 P: 15	R: 0 H: 0 E: 0 K: 3 S: 9	LOB: 0 BB: 0 P: 14	R: 0 H: 2 E: 0 K: 2 S: 19	LOB: 3 BB: 1 P: 30		1B: 8 2B: 0 3B: 0 HR: 0	SF: 0 SAC: 1 DP: 0 HBP: 1	WP: 1 PB: 0 SB: 0 CS: 0
PITCHER	IP WLS BF H R ER SO BB IBB HBP BLK WP HR S P ERA WHIP																			
53 Alex Cobb, R (1,1) ERA: 5.05	2.0 L 11 3 2 2 3 2 0 0 0 0 1 0 31 52 9.00 2.500																			
27 Cesar Ramos, L (3,1) ERA: 1.45	4.0 14 2 0 0 6 0 0 1 0 0 0 0 31 41 0.00 0.500																			
31 Burke Badenhop, R (7,1) ERA: 3.54	1.0 5 1 0 0 1 0 1 0 0 0 0 8 15 0.00 1.000																			
62 Joel Peralta, R (8,1) ERA: 4.26	1.0 3 0 0 0 3 0 0 0 0 0 0 9 14 0.00 0.000																			
40 Wade Davis, R (9,1) ERA: 2.7	1.0 6 2 0 0 2 1 0 0 0 0 0 19 30 0.00 3.000																			
Batter	1	2	3	4	5	6	7	8	9	AB	R	H	RBI	BB	SO	LOB	BOTTOM			
2 B.J. Upton, R (1,8) OBP: 0.312, SLG: 0.390	18 CS BB				F7					2	0	0	0	2	0	2	Seattle Mariners @ Tampa Bay Rays Tropicana Field, St. Petersburg, FL Sat Jul 21, 2012, 7:15 PM - 10:18 PM EDT Att: 18,800 - Dome - 72 F livebaseballscorecards.com			
23 Carlos Pena, L (1,3) OBP: 0.323, SLG: 0.354	F7				F8		K			4	0	0	0	0	2	4				
18 Ben Zobrist, S (1,4) OBP: 0.380, SLG: 0.455	K				F7		7 1B BB		K	3	0	0	0	1	2	1				
7 Jeff Keppinger, R (1,5) OBP: 0.394, SLG: 0.438					35 FC4-6 20 1B 1B		35 G4-6 1B		G4-3	4	0	3	0	0	0	0				
20 Matt Joyce, L (1,9) OBP: 0.378, SLG: 0.491	K				35 FC4-6 1B		F9		G3-1	4	0	1	0	0	1	3				
35 Hideki Matsui, L (1,10) OBP: 0.216, SLG: 0.223	K				FC4-6		G4-6-3		K	4	0	0	0	0	2	5				
8 Desmond Jennings, R (1,7) OBP: 0.306, SLG: 0.361	P3				K				59 1B BB	4	1	1	0	0	2	3				
59 Jose Lobaton, S (1,2) OBP: 0.339, SLG: 0.286					1 FC4-6 1B		G6-3		E9	4	0	2	0	0	0	0				
1 Sean Rodriguez, R (1,6) OBP: 0.269, SLG: 0.337	FC4-6				G6-3		SH1-4		F8	2	0	0	0	0	0	1				
Inning Stats	R: 0 H: 0 E: 0 K: 1 S: 9	H: 0 LOB: 1 P: 18	R: 0 H: 1 E: 0 K: 2 S: 13	LOB: 1 BB: 0 P: 20	R: 0 H: 1 E: 0 K: 0 S: 9	LOB: 1 BB: 0 P: 13	R: 0 H: 2 E: 0 K: 1 S: 11	LOB: 2 BB: 0 P: 16	R: 0 H: 0 E: 0 K: 1 S: 9	LOB: 1 BB: 1 P: 15	R: 1 H: 2 E: 1 K: 1 S: 8	LOB: 1 BB: 0 P: 11	R: 0 H: 0 E: 0 K: 1 S: 8	LOB: 0 BB: 0 P: 12	R: 0 H: 0 E: 0 K: 2 S: 10	LOB: 0 BB: 0 P: 14		1B: 7 2B: 1 3B: 0 HR: 0	SF: 0 SAC: 1 DP: 2 HBP: 0	WP: 0 PB: 0 SB: 0 CS: 1
PITCHER	IP WLS BF H R ER SO BB IBB HBP BLK WP HR S P ERA WHIP																			
38 Jason Vargas, L (1,1) ERA: 3.91	6.0 W 26 7 1 0 5 3 0 0 0 0 0 0 2 2 0.00 0.000																			
23 Shawn Kelley, R (7,1) ERA: 3.54	0.2 H 2 0 0 0 0 0 0 0 0 0 0 2 2 0.00 0.000																			
36 Oliver Pérez, L (7,1) ERA: 3.0	0.2 H 2 0 0 0 2 0 0 0 0 0 0 6 8 0.00 0.000																			
43 Brandon League, R (8,1) ERA: 2.98	0.2 H 2 0 0 0 0 0 0 0 0 0 0 5 8 0.00 0.000																			
54 Tom Wilhelmson, R (9,1) ERA: 2.4	1.0 S 3 0 0 0 2 0 0 0 0 0 0 0 10 14 0.00 0.000																			

Batter	1	2	3	4	5	6	7	8	9	AB R H RBI BB SO LOB	TOP											
8 Desmond Jennings, R OBP: 0.305, SLG: 0.357										5 0 1 0 0 1 1	Tampa Bay Rays @ Baltimore Orioles Oriole Park at Camden Yards, Baltimore, MD Tue Jul 24 2012, 7:10 PM - 10:16 PM EDT Att: 17,592 - Partly Cloudy - 86 F											
2 B.J. Upton, R OBP: 0.307, SLG: 0.380									4 1 0 0 1 2 2													
18 Ben Zobrist, S OBP: 0.378, SLG: 0.453									2 0 0 0 1 1 0													
7 Jeff Keppinger, R OBP: 0.399, SLG: 0.437									4 0 2 1 0 0 1													
9 Elliot Johnson, S OBP: 0.322, SLG: 0.362									0 0 0 0 0 0 0													
20 Matt Joyce, L OBP: 0.382, SLG: 0.498									3 0 1 0 1 0 2													
1 Sean Rodriguez, R OBP: 0.265, SLG: 0.332									4 0 0 0 0 0 4													
5 Sam Fuld, L OBP: 0.300, SLG: 0.333									3 1 1 0 1 1 1													
59 Jose Lobaton, S OBP: 0.336, SLG: 0.277									3 0 0 0 1 3 2													
36 Brooks Conrad, S OBP: 0.192, SLG: 0.326									3 1 1 2 0 0 1													
23 Carlos Pena, L OBP: 0.319, SLG: 0.349									1 0 0 0 0 0 1													
Inning Stats	R: 0 E: 0 K: 0 S: 13	H: 0 LOB: 0 BB: 0 P: 17	R: 0 E: 0 K: 0 S: 9	H: 0 LOB: 1 BB: 1 P: 15	R: 0 E: 0 K: 1 S: 7	H: 0 LOB: 0 BB: 0 P: 11	R: 0 E: 0 K: 2 S: 13	H: 1 LOB: 0 BB: 0 P: 21	R: 2 E: 0 K: 1 S: 17	H: 1 LOB: 0 BB: 1 P: 22	R: 1 E: 0 K: 0 S: 9	H: 1 LOB: 1 BB: 1 P: 16	R: 0 E: 0 K: 2 S: 8	H: 1 LOB: 1 BB: 0 P: 12	R: 0 E: 0 K: 1 S: 13	H: 1 LOB: 2 BB: 1 P: 23	R: 0 E: 0 K: 1 S: 15	H: 1 LOB: 2 BB: 1 P: 26	1B: 4 2B: 1 3B: 0 HR: 1	SF: 0 SAC: 1 DP: 0 HBP: 0	WP: 0 PB: 0 SB: 1 CS: 0	PA: 38
PITCHER	IP WLS BF H R ER SO BB IBB HBP BLK WP HR S P ERA WHIP											IP WLS BF H R ER SO BB IBB HBP BLK WP HR S P ERA WHIP										
16 Wei-Yin Chen, L ERA: 3.82	6.2 L 27 4 3 3 5 3 0 0 0 1 0 1 73 109 4.05 1.050																					
56 Darren O'Day, R ERA: 3.05	1.0 4 0 0 0 2 1 0 0 0 0 0 0 10 19 0.00 1.000																					
63 Kevin Gregg, R ERA: 3.56	1.1 7 2 0 0 1 1 0 0 0 0 0 0 21 35 0.00 2.250																					

Batter	1	2	3	4	5	6	7	8	9	AB R H RBI BB SO LOB	BOTTOM											
21 Nick Markakis, L OBP: 0.349, SLG: 0.452										4 0 1 0 0 0 0	Tampa Bay Rays @ Baltimore Orioles Oriole Park at Camden Yards, Baltimore, MD Tue Jul 24 2012, 7:10 PM - 10:16 PM EDT Att: 17,592 - Partly Cloudy - 86 F											
2 J.J. Hardy, R OBP: 0.291, SLG: 0.373										3 0 0 0 1 0 1												
25 Jim Thome, L OBP: 0.340, SLG: 0.460										3 0 0 0 1 0 1												
6 Steve Tolleson, R OBP: 0.242, SLG: 0.339										0 0 0 0 0 0 0												
10 Adam Jones, R OBP: 0.336, SLG: 0.543										4 1 1 1 0 1 2												
32 Matt Wieters, S OBP: 0.322, SLG: 0.411										4 0 0 0 0 2 2												
24 Wilson Betemit, S OBP: 0.323, SLG: 0.421										3 0 1 0 0 2 0												
19 Chris Davis, L OBP: 0.302, SLG: 0.446										3 0 0 0 0 3 1												
12 Mark Reynolds, R OBP: 0.325, SLG: 0.373										3 0 0 0 0 1 0												
35 Omar Quintanilla, L OBP: 0.337, SLG: 0.368										3 0 0 0 0 1 0												
Inning Stats	R: 0 E: 0 K: 0 S: 7	H: 0 LOB: 0 BB: 0 P: 13	R: 0 E: 0 K: 1 S: 10	H: 1 LOB: 1 BB: 0 P: 14	R: 0 E: 0 K: 1 S: 8	H: 0 LOB: 0 BB: 0 P: 13	R: 1 E: 0 K: 0 S: 15	H: 1 LOB: 0 BB: 0 P: 19	R: 0 E: 0 K: 2 S: 8	H: 0 LOB: 0 BB: 0 P: 13	R: 0 E: 0 K: 0 S: 10	H: 1 LOB: 1 BB: 0 P: 20	R: 0 E: 0 K: 2 S: 11	H: 0 LOB: 0 BB: 0 P: 14	R: 0 E: 0 K: 2 S: 16	H: 0 LOB: 0 BB: 0 P: 18	R: 0 E: 0 K: 2 S: 13	H: 0 LOB: 2 BB: 2 P: 28	1B: 1 2B: 1 3B: 0 HR: 1	SF: 0 SAC: 0 DP: 0 HBP: 0	WP: 0 PB: 0 SB: 0 CS: 0	PA: 32
PITCHER	IP WLS BF H R ER SO BB IBB HBP BLK WP HR S P ERA WHIP											IP WLS BF H R ER SO BB IBB HBP BLK WP HR S P ERA WHIP										
58 Jeremy Hellickson, R ERA: 3.42	6.1 W 22 3 1 1 4 0 0 0 0 0 0 0 8 10 0.00 0.000																					
57 Jake McGee, L ERA: 2.76	0.2 H 2 0 0 0 2 0 0 0 0 0 0 0 8 10 0.00 0.000																					
62 Joel Peralta, R ERA: 4.15	1.0 H 3 0 0 0 2 0 0 0 0 0 0 0 16 18 0.00 0.000																					
56 Fernando Rodney, R ERA: 0.81	1.0 S 5 0 0 0 2 2 0 0 0 0 0 0 0 13 28 0.00 2.000																					

AB 32
R 3
H 6
RBI 3
BB 5
SO 8
LOB 15

AB 30
R 1
H 3
RBI 1
BB 2
SO 10
LOB 7

Batter	1	2	3	4	5	6	7	8	9	AB	R	H	RBI	BB	SO	LOB	TOP					
8 Desmond Jennings, R (1.7) OBP: 0.376, SLG: 0.584										3	0	0	0	1	0	2						
2 B.J. Upton, R (1.8) OBP: 0.310, SLG: 0.383										3	0	1	0	1	0	2						
18 Ben Zobrist, S (1.4) OBP: 0.372, SLG: 0.443										4	0	0	0	0	2	3						
20 Matt Joyce, L (1.10) OBP: 0.384, SLG: 0.491										4	0	1	0	0	2	2						
19 Ryan Roberts, R (1.5) OBP: 0.315, SLG: 0.367										2	1	0	0	2	1	1						
23 Carlos Pena, L (1.3) OBP: 0.324, SLG: 0.353										4	1	2	0	0	1	1						
5 Sam Fuld, L (1.9) OBP: 0.600, SLG: 0.667										4	0	3	2	0	0	0						
28 José Molina, R (1.2) OBP: 0.253, SLG: 0.307										3	0	0	0	0	1	2						
59 Jose Lobaton, S (9, PH) OBP: 0.360, SLG: 0.324										1	0	0	0	0	0	2						
9 Elliot Johnson, S (1.6) OBP: 0.320, SLG: 0.355										3	0	0	0	0	1	2						
7 Jeff Keppinger, R (9, PH) OBP: 0.392, SLG: 0.424										1	0	0	0	0	0	1						
Inning Stats	R: 0 H: 0 K: 1 S: 10	H: 0 LOB: 1 BB: 2 P: 21	R: 0 H: 1 K: 0 S: 7	H: 1 LOB: 1 BB: 1 P: 14	R: 0 H: 0 K: 0 S: 7	H: 0 LOB: 0 BB: 0 P: 11	R: 0 H: 1 K: 1 S: 8	H: 1 LOB: 1 BB: 0 P: 12	R: 0 H: 0 K: 2 S: 13	H: 0 LOB: 1 BB: 0 P: 16	R: 0 H: 1 K: 1 S: 11	H: 1 LOB: 2 BB: 0 P: 16	R: 2 H: 2 K: 1 S: 17	H: 2 LOB: 2 BB: 1 P: 24	R: 0 H: 0 K: 2 S: 13	H: 0 LOB: 0 BB: 0 P: 16	R: 0 H: 2 K: 0 S: 9	H: 2 LOB: 1 BB: 0 P: 13	1B: 4 2B: 4 3B: 0 HR: 0	SF: 0 SAC: 0 DP: 4 HBP: 0	WP: 0 PB: 0 SB: 1 CS: 1	PA: 36
PITCHER	IP WLS BF H R ER SO BB IBB HBP BLK WP HR S P ERA WHIP																					
30 Chris Tillman, R (1.1) ERA: 1.66	6.0 W 25 5 2 2 5 4 0 0 0 0 0 0 61 100 3.00 1.500																					
56 Darren O'Day, R (7.1) ERA: 2.97	1.0 H 4 0 0 0 1 0 0 0 0 0 0 0 12 14 0.00 0.000																					
47 Pedro Strop, R (8.1) ERA: 1.4	1.0 3 0 0 0 2 0 0 0 0 0 0 0 13 16 0.00 0.000																					
43 Jim Johnson, R (9.1) ERA: 2.49	1.0 4 2 0 0 0 0 0 0 0 0 0 0 9 13 0.00 2.000																					

Tampa Bay Rays @ Baltimore Orioles
 Oriole Park at Camden Yards, Baltimore, MD
 Thu Jul 26 2012, 12:41 PM - 3:31 PM EDT
 Att: 21,301 - Cloudy - 84 F

AB	32
R	2
H	7
RBI	2
BB	4
SO	8
LOB	18



Batter	1	2	3	4	5	6	7	8	9	AB	R	H	RBI	BB	SO	LOB	BOTTOM			
21 Nick Markakis, L (1.9) OBP: 0.349, SLG: 0.450										5	1	2	0	0	0	2				
2 J.J. Hardy, R (1.6) OBP: 0.266, SLG: 0.374										2	1	0	0	1	0	1				
25 Jim Thome, L (1.10) OBP: 0.345, SLG: 0.457										3	1	1	0	1	2	2				
10 Adam Jones, R (1.8) OBP: 0.337, SLG: 0.539										3	1	1	2	1	1	1				
32 Matt Wieters, S (1.2) OBP: 0.318, SLG: 0.402										3	1	0	0	1	2	3				
19 Chris Davis, L (1.7) OBP: 0.303, SLG: 0.458										4	1	2	4	0	0	0				
9 Endy Chavez, L (8.7) OBP: 0.212, SLG: 0.265										0	0	0	0	0	0	0				
24 Wilson Betemit, S (1.5) OBP: 0.314, SLG: 0.409										4	0	0	0	0	3	1				
12 Mark Reynolds, R (1.3) OBP: 0.323, SLG: 0.367										3	0	0	0	1	2	1				
35 Omar Quintanilla, L (1.4) OBP: 0.344, SLG: 0.373										4	0	1	0	0	1	0				
Inning Stats	R: 0 H: 0 K: 2 S: 10	H: 1 LOB: 2 BB: 2 P: 22	R: 0 H: 1 K: 1 S: 10	H: 1 LOB: 1 BB: 1 P: 18	R: 0 H: 1 K: 2 S: 9	H: 1 LOB: 0 BB: 0 P: 10	R: 0 H: 0 K: 2 S: 11	H: 0 LOB: 0 BB: 0 P: 15	R: 5 H: 3 K: 1 S: 19	H: 3 LOB: 2 BB: 2 P: 29	R: 0 H: 1 K: 2 S: 11	H: 1 LOB: 1 BB: 0 P: 14	R: 1 H: 1 K: 0 S: 6	H: 1 LOB: 0 BB: 0 P: 10	R: 0 H: 0 K: 1 S: 8	H: 0 LOB: 0 BB: 0 P: 10	1B: 5 2B: 1 3B: 0 HR: 1	SF: 0 SAC: 0 DP: 0 HBP: 1	WP: 0 PB: 0 SB: 0 CS: 0	PA: 37
PITCHER	IP WLS BF H R ER SO BB IBB HBP BLK WP HR S P ERA WHIP																			
33 James Shields, R (1.1) ERA: 4.52	6.0 L 30 6 5 5 10 5 0 0 1 0 0 0 70 108 7.50 1.833																			
31 Burke Badenhop, R (7.1) ERA: 3.5	2.0 7 1 1 1 1 0 0 0 0 0 0 1 14 20 4.50 0.500																			

Tampa Bay Rays @ Baltimore Orioles
 Oriole Park at Camden Yards, Baltimore, MD
 Thu Jul 26 2012, 12:41 PM - 3:31 PM EDT
 Att: 21,301 - Cloudy - 84 F

AB	31
R	6
H	7
RBI	6
BB	5
SO	11
LOB	11



Batter	1	2	3	4	5	6	7	8	9	AB	R	H	RBI	BB	SO	LOB	TOP										
5 Sam Fuld, L OBP: 0.538, SLG: 0.667 8 Desmond Jennings, R OBP: 0.399, SLG: 0.396										3	0	1	0	0	0	0	Tampa Bay Rays @ Los Angeles Angels Angel Stadium of Anaheim, Anaheim, CA Fri Jul 27 2012, 7:09 PM - 9:41 PM PDT Att. 40,136 - Clear - 73 F										
2 B.J. Upton, R OBP: 0.307, SLG: 0.378										4	0	0	0	0	1	2											
18 Ben Zobrist, S OBP: 0.371, SLG: 0.444										4	0	1	0	0	1	1											
20 Matt Joyce, L OBP: 0.380, SLG: 0.485 36 Brooks Conrad, S OBP: 0.186, SLG: 0.319										3	0	0	0	0	2	1											
7 Jeff Keppinger, R OBP: 0.399, SLG: 0.455										4	1	3	1	0	0	0											
23 Carlos Pena, L OBP: 0.323, SLG: 0.350										3	0	0	0	1	2	1											
19 Ryan Roberts, R OBP: 0.310, SLG: 0.362										4	0	0	0	0	1	2											
59 Jose Lobaton, S OBP: 0.352, SLG: 0.315										3	0	0	0	0	0	2											
9 Elliot Johnson, S OBP: 0.316, SLG: 0.351										3	0	0	0	0	2	2											
Inning Stats	R: 0 E: 0 K: 0 S: 7	H: 0 LOB: 0 BB: 0 P: 13	R: 1 E: 0 K: 2 S: 10	H: 1 LOB: 0 BB: 0 P: 15	R: 0 E: 0 K: 0 S: 7	H: 1 LOB: 1 BB: 0 P: 12	R: 0 E: 0 K: 3 S: 12	H: 1 LOB: 1 BB: 0 P: 19	R: 0 E: 0 K: 1 S: 13	H: 0 LOB: 0 BB: 0 P: 18	R: 0 E: 0 K: 0 S: 7	H: 1 LOB: 1 BB: 0 P: 11	R: 0 E: 0 K: 1 S: 15	H: 1 LOB: 2 BB: 1 P: 28	R: 0 E: 0 K: 1 S: 7	H: 0 LOB: 0 BB: 0 P: 11	1B: 2 2B: 3 3B: 0 HR: 1	SF: 0 SAC: 0 DP: 0 HBP: 0	WP: 0 PB: 0 SB: 1 CS: 0	PA: 34							
PITCHER	IP	WLS	BF	H	R	ER	SO	BB	IBB	HBP	BLK	WP	HR	S	P	ERA	WHIP										
24 Dan Haren, R ERA: 4.59	6.0	W	24	5	1	1	6	1	0	0	0	0	1	60	97	1.50	1.000										
40 Kevin Jepsen, R ERA: 4.41	1.0	H	3	0	0	0	1	0	0	0	0	0	0	11	19	0.00	0.000										
37 Scott Downs, L ERA: 2.57	1.0	H	4	1	0	0	1	0	0	0	0	0	0	7	9	0.00	1.000										
49 Ernesto Frieri, R ERA: 1.5	1.0	S	3	0	0	0	1	0	0	0	0	0	0	9	11	0.00	0.000										

Batter	1	2	3	4	5	6	7	8	9	AB	R	H	RBI	BB	SO	LOB	BOTTOM										
27 Mike Trout, R OBP: 0.411, SLG: 0.601										4	1	1	0	0	1	2	Tampa Bay Rays @ Los Angeles Angels Angel Stadium of Anaheim, Anaheim, CA Fri Jul 27 2012, 7:09 PM - 9:41 PM PDT Att. 40,136 - Clear - 73 F										
48 Torii Hunter, R OBP: 0.339, SLG: 0.434										4	1	2	0	0	0	2											
5 Albert Pujols, R OBP: 0.348, SLG: 0.493										4	1	3	2	0	1	1											
44 Mark Trumbo, R OBP: 0.358, SLG: 0.608 25 Peter Bourjos, R OBP: 0.290, SLG: 0.336										3	0	1	1	0	1	3											
8 Kendrys Morales, S OBP: 0.317, SLG: 0.404										3	0	0	0	0	1	1											
6 Alberto Callaspo, S OBP: 0.325, SLG: 0.371										3	0	0	0	0	0	0											
47 Howie Kendrick, R OBP: 0.314, SLG: 0.378										3	0	0	0	0	1	0											
13 Maicer Izturis, S OBP: 0.314, SLG: 0.303										3	0	0	0	0	0	0											
46 Bobby Wilson, R OBP: 0.286, SLG: 0.299										3	0	2	0	0	0	0											
Inning Stats	R: 0 E: 0 K: 0 S: 16	H: 2 LOB: 1 BB: 0 P: 21	R: 0 E: 0 K: 2 S: 7	H: 0 LOB: 0 BB: 0 P: 10	R: 3 E: 0 K: 0 S: 10	H: 4 LOB: 1 BB: 0 P: 14	R: 0 E: 0 K: 0 S: 7	H: 0 LOB: 0 BB: 0 P: 11	R: 0 E: 0 K: 1 S: 10	H: 1 LOB: 1 BB: 0 P: 14	R: 0 E: 0 K: 1 S: 8	H: 0 LOB: 0 BB: 0 P: 14	R: 0 E: 0 K: 0 S: 7	H: 0 LOB: 0 BB: 0 P: 9	R: 0 E: 0 K: 2 S: 11	H: 1 LOB: 1 BB: 0 P: 14	1B: 8 2B: 1 3B: 0 HR: 0	SF: 0 SAC: 0 DP: 1 HBP: 0	WP: 1 PB: 0 SB: 2 CS: 1	PA: 30							
PITCHER	IP	WLS	BF	H	R	ER	SO	BB	IBB	HBP	BLK	WP	HR	S	P	ERA	WHIP										
53 Alex Cobb, R ERA: 4.93	7.0	L	26	8	3	3	3	0	0	0	0	0	0	65	93	3.86	1.143										
43 Kyle Farnsworth, R ERA: 5.63	1.0		4	1	0	0	2	0	0	0	0	1	0	11	14	0.00	1.000										

Batter	1	2	3	4	5	6	7	8	9	AB	R	H	RBI	BB	SO	LOB	TOP				
8 Desmond Jennings, R OBP: 0.309, SLG: 0.588										4	1	1	0	0	1	0					
2 B.J. Upton, R OBP: 0.391, SLG: 0.444										4	0	2	0	0	1	0					
18 Ben Zobrist, S OBP: 0.395, SLG: 0.453										2	1	1	2	1	0	0					
7 Jeff Keppinger, R OBP: 0.391, SLG: 0.444										4	0	0	0	0	0	3					
23 Carlos Pena, L OBP: 0.323, SLG: 0.350										0	0	0	0	0	0	0					
19 Ryan Roberts, R OBP: 0.306, SLG: 0.356										4	0	0	0	0	2	1					
1 Sean Rodriguez, R OBP: 0.288, SLG: 0.328										2	1	0	0	2	1	0					
20 Matt Joyce, L OBP: 0.374, SLG: 0.477										4	0	0	0	0	2	1					
36 Brooks Conrad, S OBP: 0.183, SLG: 0.309										3	0	0	0	0	1	2					
9 Elliot Johnson, S OBP: 0.316, SLG: 0.351										0	0	0	0	0	0	0					
28 José Molina, R OBP: 0.249, SLG: 0.301										3	0	0	0	0	1	0					
Inning Stats	R: 1 E: 0 K: 0 S: 6	H: 2 LOB: 1 BB: 0 P: 11	R: 1 E: 0 K: 1 S: 10	H: 0 LOB: 0 BB: 1 P: 20	R: 1 E: 0 K: 2 S: 14	H: 1 LOB: 0 BB: 1 P: 22	R: 0 E: 0 K: 2 S: 9	H: 0 LOB: 1 BB: 1 P: 18	R: 0 E: 0 K: 1 S: 10	H: 0 LOB: 0 BB: 0 P: 20	R: 0 E: 0 K: 1 S: 12	H: 0 LOB: 0 BB: 0 P: 17	R: 0 E: 0 K: 0 S: 6	H: 0 LOB: 0 BB: 0 P: 9	R: 0 E: 0 K: 2 S: 9	H: 0 LOB: 0 BB: 0 P: 15	1B: 2 2B: 2 HR: 1	SF: 1 SAC: 0 DP: 1 HBP: 0	WP: 0 PB: 0 SB: 3 CS: 1	PA: 34	
PITCHER	IP WLS BF H R ER SO BB IBB HBP BLK WP HR S P ERA WHIP	IP WLS BF H R ER SO BB IBB HBP BLK WP HR S P ERA WHIP	IP WLS BF H R ER SO BB IBB HBP BLK WP HR S P ERA WHIP	IP WLS BF H R ER SO BB IBB HBP BLK WP HR S P ERA WHIP	IP WLS BF H R ER SO BB IBB HBP BLK WP HR S P ERA WHIP	IP WLS BF H R ER SO BB IBB HBP BLK WP HR S P ERA WHIP	IP WLS BF H R ER SO BB IBB HBP BLK WP HR S P ERA WHIP	IP WLS BF H R ER SO BB IBB HBP BLK WP HR S P ERA WHIP	IP WLS BF H R ER SO BB IBB HBP BLK WP HR S P ERA WHIP	IP WLS BF H R ER SO BB IBB HBP BLK WP HR S P ERA WHIP	IP WLS BF H R ER SO BB IBB HBP BLK WP HR S P ERA WHIP	IP WLS BF H R ER SO BB IBB HBP BLK WP HR S P ERA WHIP	IP WLS BF H R ER SO BB IBB HBP BLK WP HR S P ERA WHIP	IP WLS BF H R ER SO BB IBB HBP BLK WP HR S P ERA WHIP	IP WLS BF H R ER SO BB IBB HBP BLK WP HR S P ERA WHIP	IP WLS BF H R ER SO BB IBB HBP BLK WP HR S P ERA WHIP	IP WLS BF H R ER SO BB IBB HBP BLK WP HR S P ERA WHIP	IP WLS BF H R ER SO BB IBB HBP BLK WP HR S P ERA WHIP	IP WLS BF H R ER SO BB IBB HBP BLK WP HR S P ERA WHIP	IP WLS BF H R ER SO BB IBB HBP BLK WP HR S P ERA WHIP	IP WLS BF H R ER SO BB IBB HBP BLK WP HR S P ERA WHIP

Tampa Bay Rays @ Los Angeles Angels
Angel Stadium of Anaheim, Anaheim, CA
Sat Jul 28 2012, 6:09 PM - 9:05 PM PDT
Att: 41,232 - Clear - 80 F

livebaseballscorecards.com

AB 30
R 3
H 4
RBI 2
BB 3
SO 9
LOB 7

Batter	1	2	3	4	5	6	7	8	9	AB	R	H	RBI	BB	SO	LOB	BOTTOM				
27 Mike Trout, R OBP: 0.407, SLG: 0.594										4	0	0	0	0	2	1					
48 Torii Hunter, R OBP: 0.344, SLG: 0.436										3	0	2	0	1	0	0					
5 Albert Pujols, R OBP: 0.347, SLG: 0.490										3	0	0	0	0	1	5					
44 Mark Trumbo, R OBP: 0.357, SLG: 0.604										4	0	1	0	0	2	2					
47 Howie Kendrick, R OBP: 0.313, SLG: 0.376										4	0	1	0	0	2	3					
6 Alberto Callaspo, S OBP: 0.324, SLG: 0.367										3	0	0	0	1	0	3					
10 Vernon Wells, R OBP: 0.274, SLG: 0.410										4	0	0	0	0	1	4					
13 Maicer Izturis, S OBP: 0.308, SLG: 0.296										4	0	0	0	0	1	1					
46 Bobby Wilson, R OBP: 0.287, SLG: 0.307										3	0	1	0	0	2	0					
Inning Stats	R: 0 E: 0 K: 3 S: 14	H: 1 LOB: 1 BB: 0 P: 17	R: 0 E: 0 K: 1 S: 12	H: 0 LOB: 1 BB: 1 P: 18	R: 0 E: 0 K: 1 S: 11	H: 1 LOB: 0 BB: 0 P: 19	R: 0 E: 0 K: 0 S: 17	H: 1 LOB: 1 BB: 0 P: 26	R: 0 E: 0 K: 0 S: 7	H: 0 LOB: 0 BB: 0 P: 9	R: 0 E: 0 K: 2 S: 12	H: 0 LOB: 0 BB: 0 P: 18	R: 0 E: 0 K: 2 S: 12	H: 1 LOB: 1 BB: 0 P: 17	R: 0 E: 0 K: 1 S: 8	H: 0 LOB: 0 BB: 0 P: 12	1B: 4 2B: 1 3B: 0 HR: 0	SF: 0 SAC: 0 DP: 0 HBP: 1	WP: 0 PB: 0 SB: 0 CS: 0	PA: 35	
PITCHER	IP WLS BF H R ER SO BB IBB HBP BLK WP HR S P ERA WHIP	IP WLS BF H R ER SO BB IBB HBP BLK WP HR S P ERA WHIP	IP WLS BF H R ER SO BB IBB HBP BLK WP HR S P ERA WHIP	IP WLS BF H R ER SO BB IBB HBP BLK WP HR S P ERA WHIP	IP WLS BF H R ER SO BB IBB HBP BLK WP HR S P ERA WHIP	IP WLS BF H R ER SO BB IBB HBP BLK WP HR S P ERA WHIP	IP WLS BF H R ER SO BB IBB HBP BLK WP HR S P ERA WHIP	IP WLS BF H R ER SO BB IBB HBP BLK WP HR S P ERA WHIP	IP WLS BF H R ER SO BB IBB HBP BLK WP HR S P ERA WHIP	IP WLS BF H R ER SO BB IBB HBP BLK WP HR S P ERA WHIP	IP WLS BF H R ER SO BB IBB HBP BLK WP HR S P ERA WHIP	IP WLS BF H R ER SO BB IBB HBP BLK WP HR S P ERA WHIP	IP WLS BF H R ER SO BB IBB HBP BLK WP HR S P ERA WHIP	IP WLS BF H R ER SO BB IBB HBP BLK WP HR S P ERA WHIP	IP WLS BF H R ER SO BB IBB HBP BLK WP HR S P ERA WHIP	IP WLS BF H R ER SO BB IBB HBP BLK WP HR S P ERA WHIP	IP WLS BF H R ER SO BB IBB HBP BLK WP HR S P ERA WHIP	IP WLS BF H R ER SO BB IBB HBP BLK WP HR S P ERA WHIP	IP WLS BF H R ER SO BB IBB HBP BLK WP HR S P ERA WHIP	IP WLS BF H R ER SO BB IBB HBP BLK WP HR S P ERA WHIP	IP WLS BF H R ER SO BB IBB HBP BLK WP HR S P ERA WHIP

Tampa Bay Rays @ Los Angeles Angels
Angel Stadium of Anaheim, Anaheim, CA
Sat Jul 28 2012, 6:09 PM - 9:05 PM PDT
Att: 41,232 - Clear - 80 F

livebaseballscorecards.com

AB 32
R 0
H 5
RBI 0
BB 2
SO 11
LOB 19

Batter	1	2	3	4	5	6	7	8	9	AB	R	H	RBI	BB	SO	LOB	TOP					
8 Desmond Jennings, R OBP: 0.307, SLG: 0.586										4	0	1	0	0	1	2						
5 Sam Fuld, L OBP: 0.412, SLG: 0.500										4	1	0	0	0	1	2						
18 Ben Zobrist, S OBP: 0.371, SLG: 0.451										4	0	1	0	0	0	1						
20 Matt Joyce, L OBP: 0.372, SLG: 0.473										4	0	1	1	0	2	1						
7 Jeff Keppinger, R OBP: 0.388, SLG: 0.440										4	0	1	0	0	1	2						
23 Carlos Pena, L OBP: 0.323, SLG: 0.352										4	1	1	0	0	1	1						
19 Ryan Roberts, R OBP: 0.309, SLG: 0.353										2	0	0	0	2	0	1	AB 31					
59 Jose Lobaton, S OBP: 0.351, SLG: 0.315										3	0	1	0	0	2	1	R 2					
9 Elliot Johnson, S OBP: 0.317, SLG: 0.356										2	0	1	0	0	1	0	H 7					
Inning Stats	R: 0 E: 0 K: 2 S: 12	H: 1 LOB: 1 BB: 0 P: 17	R: 0 E: 0 K: 1 S: 11	H: 1 LOB: 1 BB: 1 P: 20	R: 0 E: 0 K: 1 S: 7	H: 0 LOB: 0 BB: 0 P: 12	R: 0 E: 0 K: 1 S: 8	H: 0 LOB: 0 BB: 0 P: 14	R: 0 E: 0 K: 1 S: 6	H: 0 LOB: 0 BB: 0 P: 9	R: 1 E: 0 K: 2 S: 12	H: 3 LOB: 2 BB: 0 P: 17	R: 1 E: 0 K: 0 S: 14	H: 2 LOB: 1 BB: 0 P: 22	R: 0 E: 0 K: 0 S: 8	H: 0 LOB: 0 BB: 0 P: 13	R: 0 E: 0 K: 1 S: 4	H: 0 LOB: 0 BB: 1 P: 11	1B: 5 2B: 2 3B: 0 HR: 0	SF: 0 SAC: 1 DP: 1 HBP: 0	WP: 2 PB: 0 CS: 1	PA: 35
PITCHER	IP WLS BF H R ER SO BB IBB HBP BLK WP HR S P ERA WHIP																					
23 Zack Greinke, R ERA: 3.39	7.0 L 28 7 2 2 8 1 0 0 0 2 0 0 70 111 2.57 1.143																					
32 LaTroy Hawkins, R ERA: 1.73	1.0 3 0 0 0 0 0 0 0 0 0 0 0 8 13 0.00 0.000																					
55 Jason Isringhausen, R ERA: 2.91	1.0 3 0 0 0 1 1 0 0 0 0 0 0 4 11 0.00 1.000																					

Tampa Bay Rays @ Los Angeles Angels
Angel Stadium of Anaheim, Anaheim, CA
Sun Jul 29 2012, 12:37 PM - 3:27 PM PDT
Att: 35,477 - Sunny - 78 F

livebaseballscorecards.com



Batter	1	2	3	4	5	6	7	8	9	AB	R	H	RBI	BB	SO	LOB	BOTTOM					
13 Maicer Izturis, S OBP: 0.312, SLG: 0.301										4	0	2	0	0	1	1						
47 Howie Kendrick, R OBP: 0.314, SLG: 0.376										3	0	1	0	0	0	1						
5 Albert Pujols, R OBP: 0.344, SLG: 0.484										4	0	0	0	0	1	3						
44 Mark Trumbo, R OBP: 0.354, SLG: 0.599										3	0	0	0	0	1	1						
8 Kendrys Morales, S OBP: 0.314, SLG: 0.400										3	0	0	0	0	2	0						
6 Alberto Callaspo, S OBP: 0.321, SLG: 0.383										3	0	0	0	0	1	0						
10 Vernon Wells, R OBP: 0.288, SLG: 0.401										3	0	0	0	0	1	0						
17 Chris Iannetta, R OBP: 0.313, SLG: 0.391										3	0	1	0	0	0	0						
25 Peter Bourjos, R OBP: 0.288, SLG: 0.333										1	0	0	0	0	1	0	AB 28					
48 Torii Hunter, R OBP: 0.343, SLG: 0.435										1	0	0	0	0	0	0	R 0					
Inning Stats	R: 0 E: 0 K: 0 S: 8	H: 0 LOB: 0 BB: 0 P: 14	R: 0 E: 0 K: 1 S: 7	H: 0 LOB: 0 BB: 0 P: 11	R: 0 E: 0 K: 1 S: 9	H: 0 LOB: 0 BB: 0 P: 16	R: 0 E: 0 K: 1 S: 10	H: 1 LOB: 1 BB: 0 P: 16	R: 0 E: 0 K: 1 S: 8	H: 0 LOB: 0 BB: 0 P: 12	R: 0 E: 0 K: 1 S: 12	H: 1 LOB: 1 BB: 0 P: 17	R: 0 E: 0 K: 2 S: 8	H: 0 LOB: 0 BB: 0 P: 14	R: 0 E: 0 K: 1 S: 7	H: 0 LOB: 0 BB: 0 P: 10	R: 0 E: 0 K: 0 S: 12	H: 2 LOB: 1 BB: 0 P: 18	1B: 4 2B: 0 3B: 0 HR: 0	SF: 0 SAC: 2 DP: 1 HBP: 0	WP: 0 PB: 0 CS: 0	PA: 30
PITCHER	IP WLS BF H R ER SO BB IBB HBP BLK WP HR S P ERA WHIP																					
58 Jeremy Hellickson, R ERA: 3.23	6.0 W 20 2 0 0 5 0 0 0 0 0 0 0 8 14 0.00 0.000																					
43 Kyle Farnsworth, R ERA: 5.0	1.0 H 3 0 0 0 2 0 0 0 0 0 0 0 8 14 0.00 0.000																					
62 Joel Peralta, R ERA: 3.95	1.0 H 3 0 0 0 1 0 0 0 0 0 0 0 7 10 0.00 0.000																					
56 Fernando Rodney, R ERA: 0.77	1.0 S 4 2 0 0 0 0 0 0 0 0 0 0 12 18 0.00 2.000																					

Tampa Bay Rays @ Los Angeles Angels
Angel Stadium of Anaheim, Anaheim, CA
Sun Jul 29 2012, 12:37 PM - 3:27 PM PDT
Att: 35,477 - Sunny - 78 F

livebaseballscorecards.com



Batter	1	2	3	4	5	6	7	8	9	10	11	12	13	14	15	AB	R	H	RBI	BB	SO	LOB	TOP							
8 Desmond Jennings, R OBP: 0.303, SLG: 0.350 9 Elijah Johnson, S OBP: 0.219, SLG: 0.355	E5		P2		F7			F9		K			F9			5	0	0	0	0	1	1								
2 B.J. Upton, R OBP: 0.303, SLG: 0.372	L9		F8		K			F8			G1-3		K		BB	7	0	0	0	0	2	4								
16 Ben Zobrist, S OBP: 0.372, SLG: 0.449	K							F9								6	0	2	0	1	1	3								
7 Jeff Keppinger, R OBP: 0.362, SLG: 0.432	P6			1B	FC5-4			F8								6	1	1	0	0	0	3								
20 Matt Joyce, L OBP: 0.373, SLG: 0.482 36 Brooks Conrad, S (14, PH) OBP: 0.181, SLG: 0.366		P5														4	2	1	1	1	1	1								
19 Ryan Roberts, R OBP: 0.306, SLG: 0.347	G6-3							F8								5	0	0	0	1	1	4								
23 Carlos Pena, L OBP: 0.323, SLG: 0.354	K															6	0	2	2	0	3	3								
28 José Molina, R OBP: 0.250, SLG: 0.302 5 Sam Fuld, L OBP: 0.350, SLG: 0.421			K		G6-3											3	0	1	0	0	1	1								
1 Sean Rodríguez, R OBP: 0.268, SLG: 0.326 59 Jose Lobaton, S OBP: 0.351, SLG: 0.316																2	0	0	0	1	1	1								
Inning Stats	R: 0 E: 1 K: 1 S: 10	H: 0 LOB: 1 BB: 0 P: 12	R: 0 E: 0 K: 1 S: 8	H: 0 LOB: 0 BB: 0 P: 13	R: 0 E: 0 K: 1 S: 8	H: 2 LOB: 1 BB: 1 P: 19	R: 2 E: 0 K: 1 S: 12	H: 2 LOB: 1 BB: 1 P: 23	R: 0 E: 0 K: 0 S: 11	H: 0 LOB: 0 BB: 0 P: 16	R: 1 E: 0 K: 0 S: 6	H: 1 LOB: 0 BB: 0 P: 9	R: 0 E: 0 K: 0 S: 7	H: 2 LOB: 0 BB: 0 P: 12	R: 0 E: 0 K: 1 S: 12	H: 0 LOB: 0 BB: 0 P: 19	R: 0 E: 0 K: 1 S: 8	H: 0 LOB: 0 BB: 0 P: 12	R: 0 E: 0 K: 1 S: 9	H: 2 LOB: 2 BB: 0 P: 17	R: 0 E: 0 K: 0 S: 7	H: 1 LOB: 2 BB: 1 P: 14	1B: 6 2B: 1 3B: 0 HR: 1	SF: 0 SAC: 0 DP: 0 HBP: 0	WP: 0 PB: 0 CS: 1	PA: 57				
PITCHER	IP: 7.0 WLS: 27 BF: 27	H: 5 R: 3 ER: 3 SO: 6	BB: 2 IBB: 0 HBP: 0 BLK: 0	WP: 0 HR: 1 S: 64 P: 104	ERA: 3.86 WHIP: 1.000	PITCHER 77 Jordan Norberto, L (15, 1) ERA: 2.85										IP: 1.0 WLS: 5 BF: 5	H: 1 R: 0 ER: 0 SO: 0	BB: 0 IBB: 0 HBP: 0 BLK: 0	WP: 0 HR: 0 S: 7 P: 14	ERA: 0.00 WHIP: 2.000										

Tampa Bay Rays @ Oakland Athletics
Oakland Coliseum, Oakland, CA
Mon Jul 30 2012, 7:09 PM - 12:17 AM PDT
Att. 12,564 - Clear - 72 F

livebaseballscorecards.com

AB 52
R 3
H 8
RBI 3
BB 5
SO 12
LOB 23



Batter	1	2	3	4	5	6	7	8	9	10	11	12	13	14	15	AB	R	H	RBI	BB	SO	LOB	BOTTOM																											
19 Jermie Weeks, S OBP: 0.302, SLG: 0.300	K		F8		G4-3			G3								7	0	0	1	0	2	4																												
31 Jonny Gomes, R OBP: 0.379, SLG: 0.453	K2-3		G6-3					F7								6	0	1	0	1	2	0																												
16 Josh Reddick, L OBP: 0.340, SLG: 0.521	F8															7	0	0	0	0	4	3																												
52 Yoenis Cespedes, R (1, 8) OBP: 0.354, SLG: 0.538																7	1	3	0	0	1	1																												
22 Chris Carter, R OBP: 0.403, SLG: 0.683																4	1	1	1	3	2	1																												
7 Brandon Inge, R OBP: 0.263, SLG: 0.382																6	1	2	0	1	4	4																												
8 Kurt Suzuki, R OBP: 0.249, SLG: 0.282																6	0	2	1	0	3	5																												
15 Seth Smith, L OBP: 0.350, SLG: 0.438																4	0	0	0	3	1	1																												
18 Brandon Hicks, R OBP: 0.258, SLG: 0.439 37 Brandon Moss, L (9, PH) OBP: 0.331, SLG: 0.596 28 Eric Sogard, L OBP: 0.222, SLG: 0.294																3	1	1	1	0	2	1																												
Inning Stats	R: 0 E: 0 K: 2 S: 10	H: 3 LOB: 1 BB: 0 P: 20	R: 0 E: 0 K: 0 S: 11	H: 0 LOB: 0 BB: 0 P: 14	R: 0 E: 0 K: 2 S: 10	H: 0 LOB: 1 BB: 1 P: 16	R: 0 E: 0 K: 2 S: 14	H: 1 LOB: 2 BB: 1 P: 23	R: 1 E: 0 K: 1 S: 9	H: 1 LOB: 0 BB: 0 P: 13	R: 0 E: 0 K: 1 S: 16	H: 1 LOB: 3 BB: 2 P: 30	R: 0 E: 0 K: 1 S: 12	H: 0 LOB: 0 BB: 0 P: 24	R: 0 E: 0 K: 1 S: 9	H: 1 LOB: 1 BB: 0 P: 13	R: 0 E: 0 K: 1 S: 8	H: 0 LOB: 0 BB: 0 P: 12	R: 0 E: 0 K: 1 S: 11	H: 1 LOB: 1 BB: 2 P: 20	R: 1 E: 0 K: 0 S: 7	H: 1 LOB: 2 BB: 2 P: 16	1B: 7 2B: 2 3B: 0 HR: 1	SF: 1 SAC: 1 DP: 0 HBP: 0	WP: 1 PB: 0 CS: 0	PA: 64																								
PITCHER	IP: 7.0 WLS: 26 BF: 26	H: 5 R: 3 ER: 3 SO: 11	BB: 2 IBB: 0 HBP: 0 BLK: 0	WP: 0 HR: 1 S: 83 P: 121	ERA: 3.86 WHIP: 1.000	PITCHER 31 Burke Badenhop, R (12, 1) ERA: 3.35										IP: 2.0 WLS: 7 BF: 7	H: 1 R: 0 ER: 0 SO: 0	BB: 0 IBB: 0 HBP: 0 BLK: 0	WP: 0 HR: 0 S: 17 P: 25	ERA: 0.00 WHIP: 0.500	PITCHER 56 Fernando Rodney, R (4, 1) ERA: 3.76										IP: 1.0 WLS: 4 BF: 4	H: 1 R: 0 ER: 0 SO: 0	BB: 0 IBB: 0 HBP: 0 BLK: 0	WP: 0 HR: 0 S: 11 P: 20	ERA: 0.00 WHIP: 1.000	PITCHER 43 Kyle Farnsworth, R (15, 1) ERA: 5.59										IP: 0.2 WLS: 5 BF: 5	H: 1 R: 1 ER: 1 SO: 0	BB: 0 IBB: 0 HBP: 0 BLK: 0	WP: 0 HR: 0 S: 1 P: 16	ERA: 13.50 WHIP: 3.000

Tampa Bay Rays @ Oakland Athletics
Oakland Coliseum, Oakland, CA
Mon Jul 30 2012, 7:09 PM - 12:17 AM PDT
Att. 12,564 - Clear - 72 F


livebaseballscorecards.com

AB 52
R 4
H 10
RBI 4
BB 10
SO 21
LOB 21




Batter	1	2	3	4	5	6	7	8	9	AB R H RBI BB SO LOB	TOP											
8 Desmond Jennings, R OBP: 0.301, SLG: 0.358										5 2 1 1 0 0 3	Tampa Bay Rays @ Oakland Athletics Oakland Coliseum, Oakland, CA Tue Jul 31 2012, 7:10 PM - 9:45 PM PDT Att: 15,836 - Partly Cloudy - 65 F											
2 B.J. Upton, R OBP: 0.395, SLG: 0.372										5 1 2 2 0 0 2												
18 Ben Zobrist, S OBP: 0.370, SLG: 0.445										5 1 1 1 0 1 4												
7 Jeff Keppinger, R OBP: 0.381, SLG: 0.430										3 1 1 1 0 0 1												
9 Elliot Johnson, S OBP: 0.316, SLG: 0.352										2 0 0 0 0 0 2												
23 Carlos Pena, L OBP: 0.320, SLG: 0.351										3 0 0 1 0 2 0												
1 Sean Rodriguez, R OBP: 0.271, SLG: 0.326										3 0 1 1 1 1 0												
20 Matt Joyce, L OBP: 0.371, SLG: 0.482										4 1 1 0 0 1 2												
59 Jose Lobaton, S OBP: 0.355, SLG: 0.325										3 1 1 0 1 1 0												
5 Sam Fuld, L OBP: 0.417, SLG: 0.478										4 1 3 0 0 1 0												
Inning Stats	R: 0 H: 0 E: 0 K: 1 S: 7	H: 0 LOB: 0 BB: 0 P: 13	R: 0 H: 0 E: 0 K: 1 S: 12	H: 1 LOB: 1 BB: 1 P: 20	R: 2 H: 3 E: 0 K: 0 S: 16	H: 3 LOB: 1 BB: 0 P: 24	R: 0 H: 0 E: 0 K: 1 S: 6	H: 0 LOB: 0 BB: 0 P: 10	R: 0 H: 0 E: 0 K: 1 S: 5	H: 0 LOB: 0 BB: 0 P: 6	R: 3 H: 4 E: 0 K: 0 S: 12	H: 4 LOB: 0 BB: 0 P: 22	R: 1 H: 1 E: 1 K: 1 S: 17	H: 1 LOB: 1 BB: 0 P: 25	R: 0 H: 0 E: 0 K: 2 S: 9	H: 0 LOB: 0 BB: 0 P: 10	R: 2 H: 3 E: 0 K: 0 S: 21	H: 3 LOB: 2 BB: 1 P: 35	1B: 9 2B: 2 3B: 0 HR: 0	SF: 1 SAC: 0 DP: 1 HBP: 0	WP: 1 PB: 0 SB: 2 CS: 0	PA: 40
PITCHER	IP WLS BF H R ER SO BB IBB HBP BLK WP HR S P ERA WHIP											IP WLS BF H R ER SO BB IBB HBP BLK WP HR S P ERA WHIP										
57 Tommy Milone, L ERA: 3.88	(1, 1) 6.0 L 25 7 5 5 4 1 0 0 0 0 1 0 58 95 7.50 1.333																					
58 Evan Scribner, R ERA: 1.93	(7, 1) 2.0 12 4 3 2 3 1 0 0 0 0 0 0 37 52 9.00 2.500																					
53 Jim Miller, R ERA: 2.16	(9, 1) 1.0 3 0 0 0 0 0 0 0 0 0 0 0 10 18 0.00 0.000																					

AB	37
R	8
H	11
RBI	7
BB	2
SO	7
LOB	14



Batter	1	2	3	4	5	6	7	8	9	AB R H RBI BB SO LOB	BOTTOM											
19 Jemile Weeks, S OBP: 0.302, SLG: 0.299										4 0 1 0 0 1 0	Tampa Bay Rays @ Oakland Athletics Oakland Coliseum, Oakland, CA Tue Jul 31 2012, 7:10 PM - 9:45 PM PDT Att: 15,836 - Partly Cloudy - 65 F											
15 Seth Smith, L OBP: 0.346, SLG: 0.432										4 0 0 0 0 1 1												
16 Josh Reddick, L OBP: 0.337, SLG: 0.517										3 0 0 0 0 1 1												
52 Yoenis Cespedes, R OBP: 0.361, SLG: 0.532										3 0 0 0 0 3 1												
22 Chris Carter, R OBP: 0.400, SLG: 0.667										3 0 1 0 0 1 0												
37 Brandon Moss, L OBP: 0.323, SLG: 0.571										3 0 0 0 0 0 1												
14 George Kottaras, L OBP: 0.407, SLG: 0.360										3 0 1 0 0 1 0												
18 Brandon Hicks, R OBP: 0.246, SLG: 0.417										3 0 0 0 0 3 1												
28 Eric Sogard, L OBP: 0.215, SLG: 0.284										3 0 0 0 0 0 0												
Inning Stats	R: 0 H: 0 E: 0 K: 0 S: 8	H: 1 LOB: 0 BB: 0 P: 11	R: 0 H: 0 E: 0 K: 1 S: 5	H: 0 LOB: 0 BB: 0 P: 8	R: 0 H: 0 E: 0 K: 1 S: 8	H: 0 LOB: 0 BB: 0 P: 10	R: 0 H: 1 E: 0 K: 1 S: 7	H: 1 LOB: 0 BB: 0 P: 13	R: 0 H: 0 E: 0 K: 1 S: 5	H: 0 LOB: 0 BB: 0 P: 9		R: 0 H: 0 E: 0 K: 1 S: 6	H: 0 LOB: 0 BB: 0 P: 8	R: 0 H: 0 E: 0 K: 3 S: 11	H: 0 LOB: 0 BB: 0 P: 15	R: 0 H: 1 E: 0 K: 2 S: 9	H: 1 LOB: 0 BB: 0 P: 13	R: 0 H: 0 E: 0 K: 1 S: 7	H: 0 LOB: 0 BB: 0 P: 11	1B: 3 2B: 0 3B: 0 HR: 0	SF: 0 SAC: 0 DP: 1 HBP: 0	WP: 0 PB: 0 SB: 0 CS: 0
PITCHER	IP WLS BF H R ER SO BB IBB HBP BLK WP HR S P ERA WHIP											IP WLS BF H R ER SO BB IBB HBP BLK WP HR S P ERA WHIP										
33 James Shields, R ERA: 4.24	(1, 1) 9.0 W 29 3 0 0 11 0 0 0 0 0 0 0 66 98 0.00 0.333																					

AB	29
R	0
H	3
RBI	0
BB	0
SO	11
LOB	5



Batter	1	2	3	4	5	6	7	8	9	AB	R	H	RBI	BB	SO	LOB	TOP					
8 Desmond Jennings, R OBP: 0.309, SLG: 0.384										3	1	2	0	2	0	3						
2 B.J. Upton, R OBP: 0.321, SLG: 0.369										3	0	0	0	0	1	2						
18 Ben Zobrist, S OBP: 0.366, SLG: 0.439										5	0	0	0	0	1	5						
20 Matt Joyce, L OBP: 0.369, SLG: 0.478										4	0	1	1	0	1	2						
7 Jeff Keppinger, R OBP: 0.384, SLG: 0.437										4	2	2	0	0	1	1						
23 Carlos Pena, L OBP: 0.321, SLG: 0.364										4	1	2	2	0	1	1						
19 Ryan Roberts, R OBP: 0.308, SLG: 0.349										4	0	2	1	0	0	0						
28 José Molina, R OBP: 0.244, SLG: 0.294										4	0	0	0	0	0	3						
9 Elliot Johnson, S OBP: 0.319, SLG: 0.352										3	0	1	0	1	0	2						
Inning Stats	R: 1 E: 0 K: 0 S: 8	H: 2 LOB: 1 BB: 0 P: 11	R: 0 E: 0 K: 1 S: 8	H: 0 LOB: 0 BB: 0 P: 15	R: 0 E: 0 K: 1 S: 10	H: 1 LOB: 1 BB: 1 P: 15	R: 1 E: 0 K: 1 S: 9	H: 2 LOB: 1 BB: 0 P: 14	R: 0 E: 0 K: 0 S: 13	H: 0 LOB: 2 BB: 2 P: 24	R: 1 E: 1 K: 0 S: 16	H: 3 LOB: 2 BB: 0 P: 25	R: 0 E: 0 K: 0 S: 6	H: 0 LOB: 0 BB: 0 P: 10	R: 1 E: 0 K: 1 S: 9	H: 1 LOB: 0 BB: 0 P: 11	R: 0 E: 0 K: 2 S: 12	H: 1 LOB: 1 BB: 0 P: 16	1B: 6 2B: 3 3B: 0 HR: 1	SF: 0 SAC: 2 DP: 1 HBP: 0	WP: 0 PB: 0 SB: 1 CS: 1	PA: 39
PITCHER	IP	WLS	BF	H	R	ER	SO	BB	IBB	HBP	BLK	WP	HR	S	P	ERA	WHIP					
11 Jarrod Parker, R ERA: 3.44	6.0	L	28	8	3	3	2	3	0	0	0	0	0	64	104	4.50	1.833					
77 Jordan Norberto, L ERA: 2.53	2.0		7	1	1	1	1	0	0	0	0	0	1	15	21	4.50	0.500					
50 Grant Balfour, R ERA: 2.76	1.0		4	1	0	0	2	0	0	0	0	0	0	12	16	0.00	1.000					

Tampa Bay Rays @ Oakland Athletics
Oakland Coliseum, Oakland, CA
Wed Aug 01 2012, 12:38 PM - 3:27 PM PDT
Att: 18,161 - Sunny - 65 F

AB 34
R 4
H 10
RBI 4
BB 3
SO 5
LOB 19



Batter	1	2	3	4	5	6	7	8	9	AB	R	H	RBI	BB	SO	LOB	BOTTOM					
19 Jemile Weeks, S OBP: 0.301, SLG: 0.297										3	0	0	0	0	2	1						
15 Seth Smith, L OBP: 0.342, SLG: 0.425										4	0	0	0	0	2							
16 Josh Reddick, L OBP: 0.334, SLG: 0.512										4	0	0	0	0	1	1						
52 Yoenis Cespedes, R OBP: 0.362, SLG: 0.531										4	0	2	0	0	0	0						
22 Chris Carter, R OBP: 0.405, SLG: 0.652										3	0	1	0	1	1	1						
37 Brandon Moss, L OBP: 0.314, SLG: 0.553										4	0	0	0	0	3	5						
7 Brandon Inge, R OBP: 0.283, SLG: 0.391										4	1	1	1	0	0	1						
8 Kurt Suzuki, R OBP: 0.250, SLG: 0.286										3	0	1	0	0	0	0						
28 Eric Sogard, L OBP: 0.208, SLG: 0.275										3	0	0	0	0	0	1						
Inning Stats	R: 0 E: 0 K: 1 S: 18	H: 2 LOB: 3 BB: 0 P: 25	R: 0 E: 0 K: 0 S: 6	H: 0 LOB: 0 BB: 0 P: 7	R: 0 E: 0 K: 1 S: 6	H: 0 LOB: 0 BB: 0 P: 10	R: 0 E: 0 K: 1 S: 6	H: 0 LOB: 0 BB: 0 P: 6	R: 1 E: 0 K: 1 S: 15	H: 2 LOB: 1 BB: 0 P: 22	R: 0 E: 0 K: 2 S: 11	H: 0 LOB: 1 BB: 1 P: 16	R: 0 E: 0 K: 0 S: 6	H: 0 LOB: 0 BB: 0 P: 9	R: 0 E: 0 K: 0 S: 9	H: 0 LOB: 0 BB: 0 P: 14	R: 0 E: 0 K: 1 S: 9	H: 1 LOB: 1 BB: 0 P: 13	1B: 3 2B: 1 3B: 0 HR: 1	SF: 0 SAC: 0 DP: 0 HBP: 1	WP: 0 PB: 0 SB: 0 CS: 0	PA: 34
PITCHER	IP	WLS	BF	H	R	ER	SO	BB	IBB	HBP	BLK	WP	HR	S	P	ERA	WHIP					
53 Alex Cobb, R ERA: 4.6	7.0	W	27	4	1	1	6	1	0	1	0	0	0	9	14	0.00	0.714					
62 Joel Peralta, R ERA: 3.77	1.0	H	3	0	0	0	0	0	0	0	0	0	0	9	14	0.00	0.000					
56 Fernando Rodney, R ERA: 0.74	1.0	S	4	1	0	0	1	0	0	0	0	0	0	9	13	0.00	1.000					

Tampa Bay Rays @ Oakland Athletics
Oakland Coliseum, Oakland, CA
Wed Aug 01 2012, 12:38 PM - 3:27 PM PDT
Att: 18,161 - Sunny - 65 F

AB 32
R 1
H 5
RBI 1
BB 1
SO 7
LOB 12



Batter	1	2	3	4	5	6	7	8	9	AB	R	H	RBI	BB	SO	LOB	TOP		
21 Nick Markakis, L (1,9) OBP: 0.352, SLG: 0.464										5	0	1	0	0	0	1	Baltimore Orioles @ Tampa Bay Rays Tropicana Field, St. Petersburg, FL Fri Aug 03 2012, 7:12 PM - 9:56 PM EDT Att: 18,410 - Dome - 72 F		
2 J.J. Hardy, R (1,6) OBP: 0.274, SLG: 0.381										4	0	0	0	0	0	1			
10 Adam Jones, R (1,8) OBP: 0.339, SLG: 0.539										4	0	2	0	0	1	0			
32 Matt Wieters, S (1,2)										4	0	2	0	0	2	3			
19 Chris Davis, L (1,10) OBP: 0.311, SLG: 0.463										2	0	1	0	2	0	1			
12 Mark Reynolds, R (1,3) OBP: 0.322, SLG: 0.365										4	0	0	0	0	3	6			
51 Lew Ford, R (1,7) OBP: 0.125, SLG: 0.133										3	0	0	0	0	2	1			
24 Wilson Betemit, S (8,PH) OBP: 0.326, SLG: 0.431										1	0	0	0	0	1	2			
35 Omar Quintanilla, L (1,4) OBP: 0.369, SLG: 0.426										3	0	1	0	1	1	1			
11 Robert Andino, R (1,5) OBP: 0.291, SLG: 0.324										4	0	1	0	0	1	1			
Inning Stats	R: 0 H: 2 E: 0 K: 2 S: 15	H: 1 R: 0 ER: 0 LOB: 3 BB: 1 P: 25	R: 0 H: 1 E: 0 K: 1 S: 12	H: 1 R: 0 ER: 0 LOB: 1 BB: 0 P: 19	R: 0 H: 1 E: 0 K: 1 S: 11	H: 1 R: 0 ER: 0 LOB: 1 BB: 0 P: 16	R: 0 H: 0 E: 0 K: 2 S: 10	H: 0 R: 0 ER: 0 LOB: 0 BB: 0 P: 21	R: 0 H: 2 E: 0 K: 3 S: 13	H: 0 R: 0 ER: 0 LOB: 0 BB: 0 P: 16	1B: 8 2B: 0 3B: 0 HR: 0	SF: 0 SAC: 0 DP: 0 HBP: 0	WP: 1 PB: 0 SB: 0 CS: 1	PA: 37					
PITCHER	IP: 5.1 WLS: W BF: 24 ERA: 3.84	IP: 2.0 WLS: H BF: 2 ERA: 2.57	IP: 1.0 WLS: H BF: 3 ERA: 5.06	IP: 1.0 WLS: H BF: 5 ERA: 3.88	IP: 1.0 WLS: S BF: 3 ERA: 0.72	IP: 1.0 WLS: W BF: 24 ERA: 3.84	IP: 0.2 WLS: H BF: 2 ERA: 2.57	IP: 1.0 WLS: H BF: 3 ERA: 5.06	IP: 1.0 WLS: H BF: 5 ERA: 3.88	IP: 1.0 WLS: S BF: 3 ERA: 0.72	IP: 5.1 WLS: W BF: 24 ERA: 3.84	IP: 2.0 WLS: H BF: 2 ERA: 2.57	IP: 1.0 WLS: H BF: 3 ERA: 5.06	IP: 1.0 WLS: H BF: 5 ERA: 3.88	IP: 1.0 WLS: S BF: 3 ERA: 0.72	IP: 1.0 WLS: S BF: 3 ERA: 0.72	ERA: 0.00		
55 Matt Moore, L (1,1) ERA: 3.84	57 Jake McGee, L (6,1) ERA: 2.57	43 Kyle Farnsworth, R (7,1) ERA: 5.06	62 Joel Peralta, R (8,1) ERA: 3.88	56 Fernando Rodney, R (9,1) ERA: 0.72	55 Matt Moore, L (1,1) ERA: 3.84	57 Jake McGee, L (6,1) ERA: 2.57	43 Kyle Farnsworth, R (7,1) ERA: 5.06	62 Joel Peralta, R (8,1) ERA: 3.88	56 Fernando Rodney, R (9,1) ERA: 0.72	55 Matt Moore, L (1,1) ERA: 3.84	57 Jake McGee, L (6,1) ERA: 2.57	43 Kyle Farnsworth, R (7,1) ERA: 5.06	62 Joel Peralta, R (8,1) ERA: 3.88	56 Fernando Rodney, R (9,1) ERA: 0.72	55 Matt Moore, L (1,1) ERA: 3.84	57 Jake McGee, L (6,1) ERA: 2.57	43 Kyle Farnsworth, R (7,1) ERA: 5.06	62 Joel Peralta, R (8,1) ERA: 3.88	56 Fernando Rodney, R (9,1) ERA: 0.72

Batter	1	2	3	4	5	6	7	8	9	AB	R	H	RBI	BB	SO	LOB	BOTTOM			
8 Desmond Jennings, R (1,7) OBP: 0.308, SLG: 0.372										4	1	1	1	0	2	0	Baltimore Orioles @ Tampa Bay Rays Tropicana Field, St. Petersburg, FL Fri Aug 03 2012, 7:12 PM - 9:56 PM EDT Att: 18,410 - Dome - 72 F			
2 B.J. Upton, R (1,8) OBP: 0.302, SLG: 0.376										4	1	1	1	0	2	0				
20 Matt Joyce, L (1,9) OBP: 0.371, SLG: 0.477										3	0	1	0	1	1	0				
18 Ben Zobrist, S (1,4) OBP: 0.368, SLG: 0.441										3	0	2	0	0	0	1				
23 Carlos Pena, L (1,3) OBP: 0.319, SLG: 0.361										3	0	0	0	0	0	3				
7 Jeff Keppinger, R (1,10) OBP: 0.285, SLG: 0.437										2	0	1	0	0	0	1				
5 Sam Fuld, L (6,PH) OBP: 0.400, SLG: 0.458										1	0	0	0	0	0	2				
19 Ryan Roberts, R (1,5) OBP: 0.305, SLG: 0.345										3	0	0	0	0	0	1				
59 Jose Lobaton, S (1,2) OBP: 0.348, SLG: 0.317										3	0	0	0	0	0	0				
9 Elliot Johnson, S (1,6) OBP: 0.316, SLG: 0.348										3	0	0	0	0	1	0				
Inning Stats	R: 0 H: 1 E: 0 K: 2 S: 11	H: 1 R: 0 ER: 0 LOB: 0 BB: 0 P: 5	R: 0 H: 0 E: 0 K: 0 S: 9	H: 0 R: 1 ER: 0 LOB: 0 BB: 0 P: 13	H: 2 R: 0 ER: 0 LOB: 1 BB: 0 P: 15	R: 0 H: 0 E: 0 K: 1 S: 7	H: 0 R: 0 ER: 0 LOB: 0 BB: 0 P: 11	R: 1 H: 2 E: 0 K: 0 S: 16	H: 2 R: 0 ER: 0 LOB: 2 BB: 1 P: 25	R: 0 H: 0 E: 0 K: 0 S: 5	H: 0 R: 0 ER: 0 LOB: 0 BB: 0 P: 6	R: 0 H: 0 E: 0 K: 3 S: 10	H: 0 R: 0 ER: 0 LOB: 0 BB: 0 P: 12	1B: 4 2B: 0 3B: 0 HR: 2	SF: 0 SAC: 0 DP: 1 HBP: 0	WP: 0 PB: 0 SB: 0 CS: 0	PA: 30			
PITCHER	IP: 5.2 WLS: L BF: 23 ERA: 5.55	IP: 2.0 WLS: 6 BF: 6 ERA: 2.74	IP: 0.1 WLS: 1 BF: 0 ERA: 2.83	IP: 2.0 WLS: L BF: 23 ERA: 5.55	IP: 2.0 WLS: 6 BF: 6 ERA: 2.74	IP: 0.1 WLS: 1 BF: 0 ERA: 2.83	IP: 2.0 WLS: L BF: 23 ERA: 5.55	IP: 2.0 WLS: 6 BF: 6 ERA: 2.74	IP: 0.1 WLS: 1 BF: 0 ERA: 2.83	IP: 2.0 WLS: L BF: 23 ERA: 5.55	IP: 2.0 WLS: 6 BF: 6 ERA: 2.74	IP: 0.1 WLS: 1 BF: 0 ERA: 2.83	IP: 2.0 WLS: L BF: 23 ERA: 5.55	IP: 2.0 WLS: 6 BF: 6 ERA: 2.74	IP: 0.1 WLS: 1 BF: 0 ERA: 2.83	IP: 2.0 WLS: 6 BF: 6 ERA: 2.74	ERA: 0.00			
29 Tommy Hunter, R (1,1) ERA: 5.55	56 Darren O'Day, R (6,1) ERA: 2.74	40 Troy Patton, L (8,1) ERA: 2.83	29 Tommy Hunter, R (1,1) ERA: 5.55	56 Darren O'Day, R (6,1) ERA: 2.74	40 Troy Patton, L (8,1) ERA: 2.83	29 Tommy Hunter, R (1,1) ERA: 5.55	56 Darren O'Day, R (6,1) ERA: 2.74	40 Troy Patton, L (8,1) ERA: 2.83	29 Tommy Hunter, R (1,1) ERA: 5.55	56 Darren O'Day, R (6,1) ERA: 2.74	40 Troy Patton, L (8,1) ERA: 2.83	29 Tommy Hunter, R (1,1) ERA: 5.55	56 Darren O'Day, R (6,1) ERA: 2.74	40 Troy Patton, L (8,1) ERA: 2.83	29 Tommy Hunter, R (1,1) ERA: 5.55	56 Darren O'Day, R (6,1) ERA: 2.74	40 Troy Patton, L (8,1) ERA: 2.83	29 Tommy Hunter, R (1,1) ERA: 5.55	56 Darren O'Day, R (6,1) ERA: 2.74	40 Troy Patton, L (8,1) ERA: 2.83

AB	34
R	0
H	8
RBI	0
BB	3
SO	11
LOB	17



AB	29
R	2
H	6
RBI	2
BB	1
SO	6
LOB	8



Batter	1	2	3	4	5	6	7	8	9	AB	R	H	RBI	BB	SO	LOB	TOP										
21 Nick Markakis, L OBP: 0.356, SLG: 0.463										3	2	1	1	2	1	0											
2 J.J. Hardy, R OBP: 0.275, SLG: 0.381										5	0	2	0	0	2	2											
19 Chris Davis, L OBP: 0.313, SLG: 0.462										5	0	2	2	0	2	2											
10 Adam Jones, R OBP: 0.338, SLG: 0.536										4	0	1	0	0	0	3											
32 Matt Wieters, S OBP: 0.323, SLG: 0.407										3	0	1	1	1	0	0											
24 Wilson Betemit, S OBP: 0.325, SLG: 0.429										4	0	1	0	0	1	2											
11 Robert Andino, R OBP: 0.291, SLG: 0.324										0	0	0	0	0	0	0											
9 Nate McLouth, L OBP: 0.227, SLG: 0.213										4	1	2	0	0	1	0											
12 Mark Reynolds, R OBP: 0.321, SLG: 0.361										3	1	0	0	1	3	2											
35 Omar Quintanilla, L OBP: 0.357, SLG: 0.411										4	0	0	0	0	2	2											
Inning Stats	R: 1 H: 2 E: 0 K: 2 S: 21	H: 2 LOB: 1 BB: 0 P: 31	R: 1 H: 2 E: 0 K: 2 S: 11	H: 2 LOB: 1 BB: 0 P: 16	R: 0 H: 2 E: 0 K: 0 S: 10	H: 2 LOB: 2 BB: 1 P: 19	R: 2 H: 2 E: 0 K: 0 S: 11	H: 2 LOB: 2 BB: 2 P: 22	R: 0 H: 0 E: 0 K: 2 S: 7	H: 0 LOB: 0 BB: 0 P: 8	R: 0 H: 0 E: 0 K: 2 S: 7	H: 0 LOB: 0 BB: 0 P: 10	R: 0 H: 0 E: 0 K: 1 S: 9	H: 0 LOB: 0 BB: 0 P: 12	R: 0 H: 1 E: 0 K: 1 S: 9	LOB: 1 BB: 0 P: 14	R: 0 H: 1 E: 0 K: 2 S: 10	LOB: 1 BB: 0 P: 12	1B: 9 2B: 1 3B: 0 HR: 0	SF: 0 SAC: 0 DP: 1 HBP: 0	WP: 0 PB: 0 SB: 2 CS: 0	PA: 39					
PITCHER	IP	WLS	BF	H	R	ER	SO	BB	IBB	HBP	BLK	WP	HR	S	P	ERA	WHIP										
58 Jeremy Hellickson, R ERA: 3.43	4.0	L	22	8	4	4	4	4	0	0	0	0	0	53	88	9.00	3.000										
39 J.P. Howell, L ERA: 3.0	2.0		6	0	0	0	4	0	0	0	0	0	0	14	18	0.00	0.000										
31 Burke Badenhop, R ERA: 3.21	2.0		7	1	0	0	2	0	0	0	0	0	0	16	26	0.00	0.500										
40 Wade Davis, R ERA: 2.59	1.0		4	1	0	0	2	0	0	0	0	0	0	10	12	0.00	1.000										

Baltimore Orioles @ Tampa Bay Rays
Tropicana Field, St. Petersburg, FL
Sat Aug 04 2012, 7:15 PM - 10:01 PM EDT
Att: 20,612 - Dome - 72 F

livebaseballscorecards.com

AB 35
R 4
H 10
RBI 4
BB 4
SO 12
LOB 13

Batter	1	2	3	4	5	6	7	8	9	AB	R	H	RBI	BB	SO	LOB	BOTTOM										
8 Desmond Jennings, R OBP: 0.304, SLG: 0.387										4	0	0	0	0	0	1											
2 B.J. Upton, R OBP: 0.301, SLG: 0.375										4	0	1	0	0	0	1											
18 Ben Zobrist, S OBP: 0.371, SLG: 0.443										3	0	2	0	1	0	1											
7 Jeff Keppinger, R OBP: 0.382, SLG: 0.433										4	0	1	0	0	1	4											
23 Carlos Pena, L OBP: 0.319, SLG: 0.358										3	0	0	0	1	1	2											
1 Sean Rodriguez, R OBP: 0.289, SLG: 0.322										3	0	0	0	0	0	3											
10 Will Rhymes, L OBP: 0.304, SLG: 0.289										1	0	0	0	0	0	0											
5 Sam Fuld, L OBP: 0.379, SLG: 0.429										4	0	1	0	0	1	1											
19 Ryan Roberts, R OBP: 0.303, SLG: 0.342										3	0	0	0	0	2	2											
2B José Molina, R OBP: 0.246, SLG: 0.295										3	0	1	0	0	0	1											
Inning Stats	R: 0 H: 1 E: 0 K: 0 S: 13	H: 1 LOB: 1 BB: 0 P: 16	R: 0 H: 0 E: 0 K: 1 S: 5	H: 0 LOB: 0 BB: 0 P: 8	R: 0 H: 0 E: 0 K: 1 S: 9	H: 0 LOB: 0 BB: 0 P: 11	R: 0 H: 2 E: 0 K: 1 S: 13	H: 2 LOB: 2 BB: 0 P: 16	R: 0 H: 1 E: 0 K: 0 S: 12	H: 1 LOB: 1 BB: 0 P: 18	R: 0 H: 0 E: 0 K: 1 S: 12	H: 0 LOB: 1 BB: 1 P: 17	R: 0 H: 1 E: 0 K: 1 S: 8	H: 1 LOB: 2 BB: 1 P: 15	R: 0 H: 0 E: 0 K: 0 S: 6	H: 0 LOB: 0 BB: 0 P: 8	1B: 6 2B: 0 3B: 0 HR: 0	SF: 0 SAC: 0 DP: 0 HBP: 0	WP: 0 PB: 0 SB: 1 CS: 1	PA: 34							
PITCHER	IP	WLS	BF	H	R	ER	SO	BB	IBB	HBP	BLK	WP	HR	S	P	ERA	WHIP										
16 Wei-Yin Chen, L ERA: 3.46	7.0	W	26	5	0	0	4	1	0	0	0	0	0	8	15	0.00	2.000										
47 Pedro Strop, R ERA: 1.31	1.0		5	1	0	0	1	1	0	0	0	0	0	8	15	0.00	2.000										
43 Jim Johnson, R ERA: 3.55	1.0		3	0	0	0	0	0	0	0	0	0	0	6	8	0.00	0.000										

Baltimore Orioles @ Tampa Bay Rays
Tropicana Field, St. Petersburg, FL
Sat Aug 04 2012, 7:15 PM - 10:01 PM EDT
Att: 20,612 - Dome - 72 F

livebaseballscorecards.com

AB 32
R 0
H 6
RBI 0
BB 2
SO 5
LOB 16

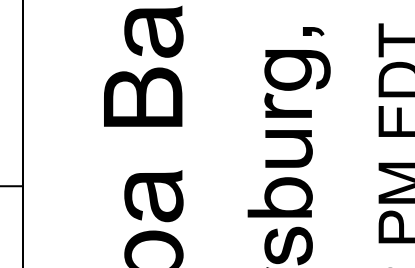
Batter	1	2	3	4	5	6	7	8	9	10	AB	R	H	RBI	BB	SO	LOB	TOP				
21 Nick Markakis, L OBP: 0.350, SLG: 0.455	G3-1		G4-3			F7		L1-3		P4	5	0	0	0	0	0	1	Baltimore Orioles @ Tampa Bay Rays Tropicana Field, St. Petersburg, FL Sun Aug 05 2012, 1:43 PM - 4:52 PM EDT Att. 29,530 - Dome - 72 F				
11 Robert Andino, R OBP: 0.297, SLG: 0.325						G5-3				SH1-4 BB	2	0	1	0	2	0	0					
2 J.J. Hardy, R OBP: 0.275, SLG: 0.380		BB								SH1-4	2	0	0	0	1	2	2					
10 Adam Jones, R OBP: 0.336, SLG: 0.531										G6-3	4	0	0	0	0	1	3					
32 Matt Wieters, S OBP: 0.320, SLG: 0.403										G6-3	4	0	0	0	0	1	1					
51 Lew Ford, R OBP: 0.158, SLG: 0.222																						
9 Nate McLouth, L OBP: 0.224, SLG: 0.210																						
12 Mark Reynolds, R OBP: 0.323, SLG: 0.358																						
35 Omar Quintanilla, L OBP: 0.346, SLG: 0.397																						
31 Taylor Teagarden, R OBP: 0.138, SLG: 0.250																						
Inning Stats	R: 0 E: 0 K: 1 S: 9	H: 0 LOB: 1 BB: 1 P: 17	R: 0 E: 0 K: 10 S: 10	H: 1 LOB: 2 BB: 1 P: 18	R: 0 E: 0 K: 1 S: 9	H: 1 LOB: 1 BB: 0 P: 14	R: 0 E: 0 K: 0 S: 6	H: 0 LOB: 0 BB: 0 P: 7	R: 0 E: 0 K: 1 S: 13	H: 0 LOB: 0 BB: 0 P: 22	R: 0 E: 0 K: 1 S: 7	H: 0 LOB: 1 BB: 0 P: 10	R: 0 E: 0 K: 0 S: 12	H: 0 LOB: 1 BB: 1 P: 19	R: 1 E: 0 K: 1 S: 17	H: 1 LOB: 1 BB: 1 P: 29	1B: 1 2B: 3 3B: 0 HR: 0	SF: 0 SAC: 1 DP: 1 HBP: 0	WP: 0 PB: 0 SB: 0 CS: 1	PA: 37		
PITCHER	IP 8.0	WLS 28	BF 2	H 0	R 0	ER 0	SO 5	BB 3	IBB 0	HBP 0	BLK 0	WP 0	HR 0	S 67	P 109	ERA 0.00	WHIP 0.625					
14 David Price, L ERA: 2.49	1.0	4	0	0	0	0	0	1	0	0	0	0	0	12	19	0.00	1.000					
56 Fernando Rodney, R ERA: 0.71	1.0	L	5	1	1	1	1	1	0	0	0	0	0	17	29	9.00	2.000					
62 Joel Peralta, R ERA: 3.8																						
Batter	1	2	3	4	5	6	7	8	9	10	AB	R	H	RBI	BB	SO	LOB	BOTTOM				
8 Desmond Jennings, R OBP: 0.300, SLG: 0.362	G6-3		G4-3			FC5		K		G5-3	5	0	0	0	0	1	2	Baltimore Orioles @ Tampa Bay Rays Tropicana Field, St. Petersburg, FL Sun Aug 05 2012, 1:43 PM - 4:52 PM EDT Att. 29,530 - Dome - 72 F				
2 B.J. Upton, R OBP: 0.301, SLG: 0.376											4	0	1	0	0	0	0					
20 Matt Joyce, L OBP: 0.373, SLG: 0.475											3	0	1	0	1	0	1					
18 Ben Zobrist, S OBP: 0.370, SLG: 0.441											1	0	0	0	0	0	1					
10 Will Rhymes, L OBP: 0.289, SLG: 0.285											2	0	0	0	0	1	1					
1 Sean Rodriguez, R OBP: 0.269, SLG: 0.322											0	0	0	0	0	0	0					
7 Jeff Keppinger, R OBP: 0.376, SLG: 0.425											4	0	0	0	0	0	2					
23 Carlos Pena, L OBP: 0.322, SLG: 0.359											2	0	1	0	2	1	0					
19 Ryan Roberts, R OBP: 0.302, SLG: 0.338											3	0	0	0	1	1	4					
59 Jose Lobaton, S OBP: 0.340, SLG: 0.309											3	0	0	0	0	2	3					
5 Sam Feldt, L OBP: 0.367, SLG: 0.414											1	0	0	0	0	0	0					
9 Elliot Johnson, S OBP: 0.315, SLG: 0.344											3	0	0	0	1	0	0					
Inning Stats	R: 0 E: 0 K: 0 S: 9	H: 1 LOB: 1 BB: 0 P: 11	R: 0 E: 0 K: 1 S: 11	H: 0 LOB: 1 BB: 1 P: 21	R: 0 E: 0 K: 0 S: 7	H: 0 LOB: 0 BB: 0 P: 12	R: 0 E: 0 K: 1 S: 9	H: 0 LOB: 0 BB: 0 P: 13	R: 0 E: 0 K: 2 S: 12	H: 0 LOB: 2 BB: 2 P: 21	R: 0 E: 0 K: 0 S: 6	H: 1 LOB: 1 BB: 0 P: 16	R: 0 E: 0 K: 1 S: 5	H: 0 LOB: 0 BB: 0 P: 6	R: 0 E: 0 K: 1 S: 10	H: 1 LOB: 2 BB: 1 P: 19	R: 0 E: 0 K: 0 S: 6	H: 0 LOB: 0 BB: 0 P: 8	1B: 2 2B: 1 3B: 0 HR: 0	SF: 0 SAC: 1 DP: 0 HBP: 0	WP: 0 PB: 0 SB: 1 CS: 1	PA: 38
PITCHER	IP 7.0	WLS 26	BF 2	H 0	R 0	ER 0	SO 4	BB 4	IBB 0	HBP 0	BLK 0	WP 0	HR 0	S 60	P 104	ERA 0.00	WHIP 0.857					
50 Miguel González, R ERA: 3.8	1.0	3	0	0	0	1	0	0	0	0	0	0	0	5	6	0.00	0.000					
40 Troy Patton, L ERA: 2.83	0.0	1	1	0	0	0	0	0	0	0	1	3	=	=								
38 Luis Ayala, R ERA: 2.68	1.0	W	4	0	0	0	1	0	1	0	0	9	16	0.00	0.000							
43 Jim Johnson, R ERA: 3.47	1.0	S	3	0	0	0	0	0	0	0	0	6	8	0.00	0.000							

AB 31
R 1
H 3
RBI 1
BB 5
SO 6
LOB 12



WP: 0 PA: 37
PB: 0
SB: 0
CS: 1

AB 31
R 0
H 3
RBI 0
BB 5
SO 6
LOB 14



WP: 0 PA: 38
PB: 0
SB: 1
CS: 1

livebaseballscorecards.com

livebaseballscorecards.com

Batter	1	2	3	4	5	6	7	8	9	AB	R	H	RBI	BB	SO	LOB	TOP			
11 Rajai Davis, R (1, 7) OBP: 0.310, SLG: 0.409	F9		FC6-4			G6-3			K	4	0	0	0	0	1	1	Toronto Blue Jays @ Tampa Bay Rays Tropicana Field, St. Petersburg, FL Tue Aug 07 2012, 7:11 PM - 9:46 PM EDT Att: 13,823 - Dome - 72 F			
28 Colby Rasmus, L (1, 8) OBP: 0.315, SLG: 0.469	K			HR		BB			1B	3	1	2	1	1	1	0				
10 Edwin Encarnación, R (1, 3) OBP: 0.385, SLG: 0.566	G5-3			K		F7			G5-3	4	0	0	0	0	1	2				
5 Yuliel Escobar, R (1, 6) OBP: 0.301, SLG: 0.342		P3		G6-3					G3	3	0	0	0	0	0	1				
30 David Cooper, L (1, 10) OBP: 0.319, SLG: 0.449		L4		F8						3	0	0	0	0	1	1				
14 Moisés Sierra, R (1, 9) OBP: 0.375, SLG: 0.438		G5-3			F8				G6-4-3	3	0	0	0	0	0	1				
2 Kelly Johnson, L (1, 4) OBP: 0.319, SLG: 0.370			L9		L7				K	3	0	0	0	0	1	0				
6 Jeff Mathis, R (1, 2) OBP: 0.256, SLG: 0.441			P2		P4				K	3	0	0	0	0	1	0				
3 Adeiny Hechavarria, R (1, 5) OBP: 0.200, SLG: 0.111									G5-3	3	0	1	0	0	1	0				
Inning Stats	R: 0 E: 0 K: 1 S: 6	H: 0 LOB: 0 BB: 0 P: 11	R: 0 E: 0 K: 0 S: 6	H: 0 LOB: 0 BB: 0 P: 10	R: 0 E: 0 K: 0 S: 11	H: 1 LOB: 1 BB: 0 P: 18	R: 1 E: 0 K: 1 S: 8	H: 1 LOB: 0 BB: 0 P: 14	R: 0 E: 0 K: 1 S: 10	H: 0 LOB: 1 BB: 0 P: 21	R: 0 E: 0 K: 1 S: 7	H: 0 LOB: 0 BB: 0 P: 10	R: 0 E: 0 K: 2 S: 8	H: 0 LOB: 0 BB: 0 P: 13	R: 0 E: 0 K: 1 S: 12	H: 1 LOB: 1 BB: 0 P: 18		1B: 2 2B: 0 3B: 0 HR: 1	SF: 0 SAC: 0 DP: 1 HBP: 1	WP: 1 PB: 0 SB: 0 CS: 0
PITCHER	IP WLS BF H R ER SO BB IBB HBP BLK WP HR S P ERA WHIP																			
33 James Shields, R (1, 1) ERA: 4.08	8.0 W 27 2 1 1 6 1 0 1 0 0 1 67 116 1.12 0.375																			
56 Fernando Rodney, R (9, 1) ERA: 0.7	1.0 S 4 1 0 0 1 0 0 0 0 0 1 0 12 18 0.00 1.000																			

Batter	1	2	3	4	5	6	7	8	9	AB	R	H	RBI	BB	SO	LOB	BOTTOM			
8 Desmond Jennings, R (1, 7) OBP: 0.303, SLG: 0.388	F9		2B			2B			SH1-3	3	2	2	0	0	0	0	Toronto Blue Jays @ Tampa Bay Rays Tropicana Field, St. Petersburg, FL Tue Aug 07 2012, 7:11 PM - 9:46 PM EDT Att: 13,823 - Dome - 72 F			
2 B.J. Upton, R (1, 8) OBP: 0.300, SLG: 0.377	K		3B		K				F9	4	1	1	0	0	2	2				
18 Ben Zobrist, S (1, 9) OBP: 0.371, SLG: 0.443	K		2B		BB				K	3	0	1	1	1	2	1				
3 Evan Longoria, R (1, 10) OBP: 0.426, SLG: 0.553		G1-3		SF9		K			1B	3	0	1	1	0	1	1				
5 Sam Fuld, L (9, PR) OBP: 0.397, SLG: 0.414										0	0	0	0	0	0	0				
7 Jeff Keppinger, R (1, 3) OBP: 0.371, SLG: 0.421		P3		SF7		G6-3			L7	2	0	0	1	0	0	1				
23 Carlos Pena, L (7, 3) OBP: 0.322, SLG: 0.358										1	0	0	0	0	0	1				
19 Ryan Roberts, R (1, 5) OBP: 0.301, SLG: 0.340		1B		F9		K			FC3-6	4	1	1	0	0	1	2				
1 Sean Rodriguez, R (1, 4) OBP: 0.288, SLG: 0.321		2B			G5-3				L1	4	0	1	1	0	0	1				
59 Jose Lobaton, S (1, 2) OBP: 0.340, SLG: 0.317				F7		P6			F8	3	0	1	0	0	0	0				
9 Elliot Johnson, S (1, 6) OBP: 0.315, SLG: 0.344									8' SH1-3	3	0	1	0	0	2	2				
Inning Stats	R: 0 E: 0 K: 2 S: 9	H: 0 LOB: 0 BB: 0 P: 15	R: 1 E: 0 K: 1 S: 15	H: 3 LOB: 2 BB: 0 P: 23	R: 2 E: 0 K: 0 S: 12	H: 2 LOB: 1 BB: 1 P: 24	R: 0 E: 0 K: 1 S: 8	H: 0 LOB: 0 BB: 0 P: 12	R: 1 E: 0 K: 2 S: 10	H: 2 LOB: 1 BB: 0 P: 17	R: 0 E: 0 K: 1 S: 8	H: 0 LOB: 0 BB: 0 P: 13	R: 0 E: 0 K: 1 S: 12	H: 1 LOB: 1 BB: 0 P: 16	R: 0 E: 0 K: 0 S: 10	H: 1 LOB: 1 BB: 0 P: 12	1B: 4 2B: 5 3B: 0 HR: 0	SF: 2 SAC: 1 DP: 0 HBP: 0	WP: 0 PB: 0 SB: 0 CS: 0	PA: 34
PITCHER	IP WLS BF H R ER SO BB IBB HBP BLK WP HR S P ERA WHIP																			
48 J.A. Happ, L (1, 1) ERA: 4.98	4.1 L 21 7 4 4 4 1 0 0 0 0 0 0 5 9 0.00 1.846																			
31 Brandon Lyon, R (5, 1) ERA: 2.96	0.2 2 0 0 0 1 0 0 0 0 0 0 0 5 9 0.00 0.000																			
64 Chad Jenkins, R (6, 1) ERA:	3.0 11 2 0 0 2 0 0 0 0 0 0 0 30 41 0.00 0.667																			

Batter	1	2	3	4	5	6	7	8	9	AB	R	H	RBI	BB	SO	LOB	TOP			
11 Rajai Davis, R OBP: 0.312, SLG: 0.408										3	1	1	0	0	1	0	Toronto Blue Jays @ Tampa Bay Rays Tropicana Field, St. Petersburg, FL Thu Aug 09 2012, 1:13 PM - 4:05 PM EDT Att: 23,462 - Dome - 72 F			
28 Colby Rasmus, L OBP: 0.311, SLG: 0.462										4	0	0	0	0	3	2				
10 Edwin Encarnación, R OBP: 0.385, SLG: 0.564										2	0	0	0	2	0	0				
5 Yunel Escobar, R OBP: 0.298, SLG: 0.338										4	0	0	0	0	0	2				
30 David Cooper, L OBP: 0.314, SLG: 0.474										4	0	1	0	0	1	1				
14 Moisés Sierra, R OBP: 0.301, SLG: 0.400										4	0	1	0	0	0	1				
6 Jeff Mathis, R OBP: 0.252, SLG: 0.427										3	0	0	0	0	0	1				
17 Omar Vizquel, S OBP: 0.255, SLG: 0.248										3	0	0	0	0	0	1				
3 Adeiny Hechavarria, R OBP: 0.188, SLG: 0.071										3	0	0	0	0	2	1				
Inning Stats	R: 1 H: 1 E: 0 K: 1 S: 14	H: 1 BB: 1 P: 27	R: 0 H: 1 E: 0 K: 1 S: 13	H: 1 BB: 0 P: 20	R: 0 H: 0 E: 0 K: 0 S: 8	H: 0 BB: 0 P: 12	R: 0 H: 0 E: 0 K: 1 S: 6	H: 0 BB: 0 P: 10	R: 0 H: 0 E: 0 K: 1 S: 11	H: 0 BB: 1 P: 17	R: 0 H: 0 E: 0 K: 0 S: 6	H: 0 BB: 0 P: 10	R: 0 H: 0 E: 0 K: 1 S: 9	H: 0 BB: 0 P: 16	R: 0 H: 1 E: 0 K: 0 S: 15	H: 1 BB: 0 P: 22	1B: 1 2B: 2 3B: 0 HR: 0	SF: 0 SAC: 0 DP: 0 HBP: 1	WP: 0 PB: 0 SB: 3 CS: 0	PA: 33
PITCHER	IP WLS BF H R ER SO BB IBB HBP BLK WP HR S P ERA WHIP																			
55 Matt Moore, L ERA: 3.73	6.0 W 22 2 1 1 6 2 0 0 0 1 0 0 59 99 1.50 0.667																			
43 Kyle Farnsworth, R ERA: 4.53	1.0 3 0 0 0 0 0 0 0 0 0 0 0 6 10 0.00 0.000																			
39 J.P. Howell, L ERA: 2.93	1.0 4 0 0 0 1 0 0 0 1 0 0 0 9 16 0.00 0.000																			
40 Wade Davis, R ERA: 2.54	1.0 4 1 0 0 0 0 0 0 0 0 0 0 15 22 0.00 1.000																			

Batter	1	2	3	4	5	6	7	8	9	AB	R	H	RBI	BB	SO	LOB	BOTTOM			
5 Sam Fuld, L OBP: 0.343, SLG: 0.364										4	0	0	0	1	1	1	Toronto Blue Jays @ Tampa Bay Rays Tropicana Field, St. Petersburg, FL Thu Aug 09 2012, 1:13 PM - 4:05 PM EDT Att: 23,462 - Dome - 72 F			
2 B.J. Upton, R OBP: 0.299, SLG: 0.376										5	1	1	1	0	0	2				
20 Matt Joyce, L OBP: 0.372, SLG: 0.468										4	1	1	0	0	0	3				
3 Evan Longoria, R OBP: 0.418, SLG: 0.543										5	0	3	2	0	1	1				
1 Sean Rodriguez, R OBP: 0.269, SLG: 0.321										0	0	0	0	0	0	0				
18 Ben Zobrist, S OBP: 0.373, SLG: 0.440										5	2	1	0	0	2	3				
40 Wade Davis, R OBP: 0.500, SLG: 0.500										0	0	0	0	0	0	0				
23 Carlos Pena, L OBP: 0.323, SLG: 0.355										3	1	1	0	1	0	1				
7 Jeff Keppinger, R OBP: 0.375, SLG: 0.424										4	1	3	0	0	0	3				
9 Elliot Johnson, S OBP: 0.315, SLG: 0.344										0	0	0	0	0	0	0				
19 Ryan Roberts, R OBP: 0.304, SLG: 0.340										3	1	1	1	1	0	3				
59 Jose Lobaton, S OBP: 0.344, SLG: 0.323										4	0	2	3	0	0	4				
Inning Stats	R: 0 H: 1 E: 0 K: 1 S: 7	H: 2 BB: 2 P: 10	R: 3 H: 2 E: 0 K: 0 S: 11	H: 2 BB: 2 P: 23	R: 1 H: 3 E: 0 K: 0 S: 10	H: 3 BB: 1 P: 16	R: 1 H: 2 E: 0 K: 1 S: 17	H: 2 BB: 0 P: 22	R: 1 H: 3 E: 0 K: 0 S: 11	H: 3 BB: 0 P: 17	R: 0 H: 0 E: 0 K: 0 S: 8	H: 0 BB: 0 P: 14	R: 0 H: 1 E: 0 K: 0 S: 8	H: 1 BB: 0 P: 11	R: 1 H: 1 E: 0 K: 2 S: 19	H: 1 BB: 0 P: 30	1B: 12 2B: 1 3B: 0 HR: 0	SF: 0 SAC: 0 DP: 1 HBP: 1	WP: 0 PB: 0 SB: 0 CS: 0	PA: 41
PITCHER	IP WLS BF H R ER SO BB IBB HBP BLK WP HR S P ERA WHIP																			
37 Henderson Alvarez III, R ERA: 4.58	4.2 L 27 11 6 4 2 3 0 0 0 0 0 0 52 83 7.71 3.000																			
62 Aaron Loup, L ERA: 3.14	1.1 5 0 0 0 0 0 0 0 0 0 0 0 12 19 0.00 0.000																			
38 Darren Oliver, L ERA: 1.31	1.0 4 1 0 0 0 0 0 0 0 0 0 0 8 11 0.00 1.000																			
44 Casey Janssen, R ERA: 2.27	1.0 5 1 1 1 2 0 0 0 1 0 0 0 19 30 9.00 1.000																			

AB	30
R	1
H	3
RBI	0
BB	2
SO	7
LOB	9



Batter	1	2	3	4	5	6	7	8	9	AB	R	H	RBI	BB	SO	LOB	TOP								
8 Desmond Jennings, R OBP: 0.309, SLG: 0.378										4	1	1	0	0	0	2	Tampa Bay Rays @ Minnesota Twins Target Field, Minneapolis, MN Sat Aug 11 2012, 6:11 PM - 8:51 PM CDT Att: 39,512 - Cloudy - 77 F								
2 B.J. Upton, R OBP: 0.300, SLG: 0.395										4	2	2	3	0	0	2									
20 Matt Joyce, L OBP: 0.374, SLG: 0.491										4	1	1	1	0	1	2									
3 Evan Longoria, R OBP: 0.407, SLG: 0.515										4	0	0	0	0	2	0									
18 Ben Zobrist, S OBP: 0.372, SLG: 0.440										4	0	3	0	0	1	0									
23 Carlos Pena, L OBP: 0.327, SLG: 0.351										3	0	0	0	1	0	2									
7 Jeff Keppinger, R OBP: 0.377, SLG: 0.429										4	0	1	0	0	0	3									
9 Elliot Johnson, S OBP: 0.314, SLG: 0.342										0	0	0	0	0	0	0									
19 Ryan Roberts, R OBP: 0.305, SLG: 0.344										4	0	2	0	0	1	2									
28 José Molina, R OBP: 0.253, SLG: 0.299										4	0	1	0	0	1	0									
Inning Stats	R: 3 H: 4 E: 0 K: 1 S: 18	H: 4 LOB: 1 BB: 1 P: 27	R: 0 H: 1 E: 0 K: 1 S: 6	H: 1 LOB: 0 BB: 0 P: 8	R: 0 H: 0 E: 0 K: 0 S: 4	H: 0 LOB: 0 BB: 0 P: 6	R: 0 H: 2 E: 0 K: 0 S: 7	H: 1 LOB: 1 BB: 0 P: 10	R: 1 H: 1 E: 0 K: 0 S: 12	H: 1 LOB: 0 BB: 0 P: 20	R: 0 H: 1 E: 0 K: 0 S: 11	H: 1 LOB: 1 BB: 0 P: 17	R: 0 H: 2 E: 0 K: 1 S: 9	H: 2 LOB: 2 BB: 0 P: 12	R: 0 H: 0 E: 0 K: 2 S: 16	H: 0 LOB: 0 BB: 0 P: 20	R: 0 H: 0 E: 0 K: 1 S: 5	H: 0 LOB: 0 BB: 0 P: 7	1B: 7 2B: 1 3B: 0 HR: 3	SF: 0 2B: 1 DP: 2 HBP: 0	WP: 0 PB: 0 CS: 0	PA: 36			
PITCHER	IP WLS BF H R ER SO BB IBB HBP BLK WP HR S P ERA WHIP	IP WLS BF H R ER SO BB IBB HBP BLK WP HR S P ERA WHIP	IP WLS BF H R ER SO BB IBB HBP BLK WP HR S P ERA WHIP	IP WLS BF H R ER SO BB IBB HBP BLK WP HR S P ERA WHIP	IP WLS BF H R ER SO BB IBB HBP BLK WP HR S P ERA WHIP	IP WLS BF H R ER SO BB IBB HBP BLK WP HR S P ERA WHIP	IP WLS BF H R ER SO BB IBB HBP BLK WP HR S P ERA WHIP	IP WLS BF H R ER SO BB IBB HBP BLK WP HR S P ERA WHIP	IP WLS BF H R ER SO BB IBB HBP BLK WP HR S P ERA WHIP	IP WLS BF H R ER SO BB IBB HBP BLK WP HR S P ERA WHIP	IP WLS BF H R ER SO BB IBB HBP BLK WP HR S P ERA WHIP	IP WLS BF H R ER SO BB IBB HBP BLK WP HR S P ERA WHIP	IP WLS BF H R ER SO BB IBB HBP BLK WP HR S P ERA WHIP	IP WLS BF H R ER SO BB IBB HBP BLK WP HR S P ERA WHIP	IP WLS BF H R ER SO BB IBB HBP BLK WP HR S P ERA WHIP	IP WLS BF H R ER SO BB IBB HBP BLK WP HR S P ERA WHIP	IP WLS BF H R ER SO BB IBB HBP BLK WP HR S P ERA WHIP	IP WLS BF H R ER SO BB IBB HBP BLK WP HR S P ERA WHIP	IP WLS BF H R ER SO BB IBB HBP BLK WP HR S P ERA WHIP	IP WLS BF H R ER SO BB IBB HBP BLK WP HR S P ERA WHIP	IP WLS BF H R ER SO BB IBB HBP BLK WP HR S P ERA WHIP	IP WLS BF H R ER SO BB IBB HBP BLK WP HR S P ERA WHIP	IP WLS BF H R ER SO BB IBB HBP BLK WP HR S P ERA WHIP	IP WLS BF H R ER SO BB IBB HBP BLK WP HR S P ERA WHIP	
53 Nick Blackburn, R ERA: 7.33	6.0	L	27	11	4	4	2	1	0	0	0	0	0	0	0	0	0	0	0	0	3	61	91	6.00	2.000
31 Alex Burnett, R ERA: 2.77	0.2		2	0	0	0	0	0	0	0	0	0	0	0	0	0	0	0	0	0	0	3	4	0.00	0.000
64 Tyler Robertson, L ERA: 6.23	0.1		1	0	0	0	1	0	0	0	0	0	0	0	0	0	0	0	0	0	0	3	5	0.00	0.000
50 Casey Fien, R ERA: 1.17	1.0		3	0	0	0	2	0	0	0	0	0	0	0	0	0	0	0	0	0	0	16	20	0.00	0.000
61 Jared Burton, R ERA: 2.2	1.0		3	0	0	0	1	0	0	0	0	0	0	0	0	0	0	0	0	0	0	5	7	0.00	0.000

Batter	1	2	3	4	5	6	7	8	9	AB	R	H	RBI	BB	SO	LOB	BOTTOM								
11 Ben Revere, L OBP: 0.350, SLG: 0.374										4	0	0	0	0	0	0	Tampa Bay Rays @ Minnesota Twins Target Field, Minneapolis, MN Sat Aug 11 2012, 6:11 PM - 8:51 PM CDT Att: 39,512 - Cloudy - 77 F								
8 Jamey Carroll, R OBP: 0.331, SLG: 0.289										4	0	0	0	0	1	0									
7 Joe Mauer, L OBP: 0.412, SLG: 0.439										4	0	0	0	0	1	0									
16 Josh Willingham, R OBP: 0.374, SLG: 0.545										4	1	1	0	0	0	0									
33 Justin Morneau, L OBP: 0.336, SLG: 0.471										4	0	2	0	0	0	0									
19 Darin Mastroianni, R OBP: 0.357, SLG: 0.416										3	0	2	1	0	1	0									
20 Brian Dozier, R OBP: 0.274, SLG: 0.337										3	1	1	1	0	1	4									
41 Drew Butera, R OBP: 0.273, SLG: 0.317										2	0	1	0	0	0	1									
18 Ryan Doumit, S OBP: 0.341, SLG: 0.489										1	0	0	0	0	1	2									
12 Alexi Casilla, S OBP: 0.260, SLG: 0.303										3	0	0	0	0	1	1									
Inning Stats	R: 0 H: 0 E: 0 K: 1 S: 10	H: 3 LOB: 1 BB: 0 P: 15	R: 1 H: 3 E: 0 K: 0 S: 12	H: 3 LOB: 1 BB: 0 P: 19	R: 0 H: 0 E: 0 K: 0 S: 6	H: 0 LOB: 0 BB: 0 P: 8	R: 0 H: 0 E: 0 K: 0 S: 10	H: 0 LOB: 0 BB: 0 P: 16	R: 1 H: 2 E: 0 K: 1 S: 7	H: 2 LOB: 0 BB: 0 P: 11	R: 0 H: 0 E: 0 K: 1 S: 8	H: 0 LOB: 0 BB: 0 P: 11	R: 0 H: 2 E: 0 K: 2 S: 16	H: 2 LOB: 2 BB: 0 P: 21	R: 0 H: 0 E: 0 K: 1 S: 6	H: 0 LOB: 0 BB: 0 P: 10	R: 0 H: 0 E: 0 K: 0 S: 8	H: 0 LOB: 0 BB: 0 P: 11	1B: 6 2B: 0 3B: 0 HR: 1	SF: 0 2B: 0 DP: 2 HBP: 0	WP: 0 PB: 0 CS: 0	PA: 32			
PITCHER	IP WLS BF H R ER SO BB IBB HBP BLK WP HR S P ERA WHIP	IP WLS BF H R ER SO BB IBB HBP BLK WP HR S P ERA WHIP	IP WLS BF H R ER SO BB IBB HBP BLK WP HR S P ERA WHIP	IP WLS BF H R ER SO BB IBB HBP BLK WP HR S P ERA WHIP	IP WLS BF H R ER SO BB IBB HBP BLK WP HR S P ERA WHIP	IP WLS BF H R ER SO BB IBB HBP BLK WP HR S P ERA WHIP	IP WLS BF H R ER SO BB IBB HBP BLK WP HR S P ERA WHIP	IP WLS BF H R ER SO BB IBB HBP BLK WP HR S P ERA WHIP	IP WLS BF H R ER SO BB IBB HBP BLK WP HR S P ERA WHIP	IP WLS BF H R ER SO BB IBB HBP BLK WP HR S P ERA WHIP	IP WLS BF H R ER SO BB IBB HBP BLK WP HR S P ERA WHIP	IP WLS BF H R ER SO BB IBB HBP BLK WP HR S P ERA WHIP	IP WLS BF H R ER SO BB IBB HBP BLK WP HR S P ERA WHIP	IP WLS BF H R ER SO BB IBB HBP BLK WP HR S P ERA WHIP	IP WLS BF H R ER SO BB IBB HBP BLK WP HR S P ERA WHIP	IP WLS BF H R ER SO BB IBB HBP BLK WP HR S P ERA WHIP	IP WLS BF H R ER SO BB IBB HBP BLK WP HR S P ERA WHIP	IP WLS BF H R ER SO BB IBB HBP BLK WP HR S P ERA WHIP	IP WLS BF H R ER SO BB IBB HBP BLK WP HR S P ERA WHIP	IP WLS BF H R ER SO BB IBB HBP BLK WP HR S P ERA WHIP	IP WLS BF H R ER SO BB IBB HBP BLK WP HR S P ERA WHIP	IP WLS BF H R ER SO BB IBB HBP BLK WP HR S P ERA WHIP	IP WLS BF H R ER SO BB IBB HBP BLK WP HR S P ERA WHIP	IP WLS BF H R ER SO BB IBB HBP BLK WP HR S P ERA WHIP	
14 David Price, L ERA: 2.5	7.0	W	26	7	2	2	5	0	0	0	0	0	0	0	0	0	0	0	0	0	1	69	101	2.57	1.000
62 Joel Peralta, R ERA: 3.64	1.0	H	3	0	0	0	1	0	0	0	0	0	0	0	0	0	0	0	0	0	0	6	10	0.00	0.000
56 Fernando Rodney, R ERA: 0.84	1.0	S	3	0	0	0	0	0	0	0	0	0	0	0	0	0	0	0	0	0	0	8	11	0.00	0.000

Tampa Bay Rays @ Minnesota Twins
 Target Field, Minneapolis, MN
 Sat Aug 11 2012, 6:11 PM - 8:51 PM CDT
 Att: 39,512 - Cloudy - 77 F

AB	35
R	4
H	11
RBI	4
BB	1
SO	6
LOB	13



Tampa Bay Rays @ Minnesota Twins
 Target Field, Minneapolis, MN
 Sat Aug 11 2012, 6:11 PM - 8:51 PM CDT
 Att: 39,512 - Cloudy - 77 F

AB	32
R	2
H	7
RBI	2
BB	0
SO	6
LOB	8



Batter	1	2	3	4	5	6	7	8	9	10	AB	R	H	RBI	BB	SO	LOB	TOP							
8 Desmond Jennings, R (1.7) OBP: 0.313, SLG: 0.389			G5-3					K			4	2	2	1	1	1	0	Tampa Bay Rays @ Minnesota Twins Target Field, Minneapolis, MN Sun Aug 12 2012, 1:13 PM - 4:34 PM CDT Att: 35,327 - Overcast - 68 F							
2 B.J. Upton, R (1.8) OBP: 0.301, SLG: 0.392	P4				G6-4-3			K			3	1	0	0	2	1	2								
18 Ben Zobrist, S (1.9) OBP: 0.373, SLG: 0.444			L1								4	0	2	0	0	1	1								
3 Evan Longoria, R (1.10) OBP: 0.407, SLG: 0.505											4	0	1	0	1	1	2								
5 Sam Fuld, L (10, PR) OBP: 0.324, SLG: 0.343	G6-4-3										0	1	0	0	0	0	0								
7 Jeff Keppinger, R (1.5) OBP: 0.377, SLG: 0.445			G4-6-3								5	1	2	2	0	0	3								
23 Carlos Pena, L (1.3) OBP: 0.322, SLG: 0.348	G3		G3-1								4	1	0	0	0	1	1								
19 Ryan Roberts, R (1.4) OBP: 0.313, SLG: 0.353	K										4	1	3	2	1	1	0								
1 Sean Rodriguez, R (1.6) OBP: 0.275, SLG: 0.325											3	0	1	1	0	1	1								
20 Matt Joyce, L (10, PH) OBP: 0.376, SLG: 0.496											0	0	0	0	0	0	0								
9 Elliot Johnson, S (10.6) OBP: 0.314, SLG: 0.342											4	0	0	0	0	1	5								
59 Jose Lobaton, S (1.2) OBP: 0.335, SLG: 0.313											4	0	0	0	0	1	5								
Inning Stats	R: 1 E: 0 K: 0 S: 12	H: 2 LOB: 0 BB: 0 P: 16	R: 1 E: 0 K: 2 S: 9	H: 1 LOB: 0 BB: 0 P: 13	R: 0 E: 0 K: 1 S: 8	H: 0 LOB: 1 BB: 1 P: 14	R: 0 E: 0 K: 0 S: 7	H: 1 LOB: 0 BB: 0 P: 8	R: 1 E: 0 K: 0 S: 8	H: 2 LOB: 1 BB: 1 P: 16	R: 0 E: 0 K: 0 S: 12	H: 1 LOB: 1 BB: 0 P: 17	R: 0 E: 0 K: 0 S: 8	H: 1 LOB: 1 BB: 0 P: 16	R: 0 E: 0 K: 0 S: 8	H: 0 LOB: 2 BB: 1 P: 17	R: 4 E: 0 K: 0 S: 16	H: 3 LOB: 3 BB: 2 P: 32	1B: 5 2B: 5 3B: 0 HR: 2	SF: 0 SAC: 2 DP: 3 HBP: 2	WP: 0 PB: 0 SB: 2 CS: 1	PA: 45			
PITCHER	IP 7.0	WLS 27	H 8	R 3	ER 3	SO 6	BB 2	IBB 0	HBP 0	BLK 0	WP 0	HR 2	S 64	P 95	ERA 3.86	WHIP 1.429									
58 Scott Diamond, L (1.1) ERA: 2.97																									
61 Jared Burton, R (8.1) ERA: 2.15																									
15 Glen Perkins, L (9.1) ERA: 3.04																									
31 Alex Burnett, R (10.1) ERA: 3.25																									
64 Tyler Robertson, L (10.1) ERA: 6.92																									

Batter	1	2	3	4	5	6	7	8	9	10	AB	R	H	RBI	BB	SO	LOB	BOTTOM							
2 Denard Span, L (1.8) OBP: 0.351, SLG: 0.397	G4-3				G4-3			L7		F9	3	1	1	0	0	0	1	Tampa Bay Rays @ Minnesota Twins Target Field, Minneapolis, MN Sun Aug 12 2012, 1:13 PM - 4:34 PM CDT Att: 35,327 - Overcast - 68 F							
19 Darin Mastroianni, R (7.9) OBP: 0.351, SLG: 0.408			B2-3		E6			G5-3		G4-3	5	0	0	0	0	0	3								
11 Ben Revere, L (1.9) OBP: 0.345, SLG: 0.369	G6-3				G4-3						4	0	1	1	1	1	1								
7 Joe Mauer, L (1.2) OBP: 0.412, SLG: 0.437	L8										4	1	1	0	1	2	2								
16 Josh Willingham, R (1.10) OBP: 0.374, SLG: 0.544	E5										4	1	1	0	1	2	2								
33 Justin Morneau, L (1.3) OBP: 0.339, SLG: 0.460					K2-3			G4-3			4	1	2	2	1	1	1								
18 Ryan Doumit, S (1.7) OBP: 0.339, SLG: 0.485	G6-3							G4-3		L7	5	0	1	0	0	0	5								
12 Alexi Casilla, S (1.4) OBP: 0.255, SLG: 0.297	F8				G4-3			L7			5	0	0	0	0	0	6								
20 Brian Dozier, R (1.6) OBP: 0.271, SLG: 0.332	P4				G6-3			E9		G6-3	4	0	0	0	0	0	1								
8 Jamey Carroll, R (1.5) ERA: 0.83			L8					SH5-3			2	0	1	0	1	0	0								
Inning Stats	R: 0 E: 0 K: 0 S: 8	H: 0 LOB: 0 BB: 0 P: 14	R: 2 E: 1 K: 0 S: 12	H: 1 LOB: 0 BB: 0 P: 20	R: 1 E: 0 K: 1 S: 9	H: 2 LOB: 1 BB: 0 P: 12	R: 0 E: 0 K: 1 S: 9	H: 1 LOB: 1 BB: 0 P: 14	R: 0 E: 1 K: 0 S: 8	H: 0 LOB: 1 BB: 0 P: 10	R: 0 E: 0 K: 0 S: 6	H: 1 LOB: 1 BB: 0 P: 10	R: 0 E: 0 K: 1 S: 6	H: 0 LOB: 2 BB: 2 P: 17	R: 0 E: 0 K: 0 S: 7	H: 1 LOB: 1 BB: 0 P: 9	R: 0 E: 0 K: 1 S: 14	H: 2 LOB: 2 BB: 1 P: 22	1B: 4 2B: 2 3B: 0 HR: 1	SF: 0 SAC: 1 DP: 1 HBP: 0	WP: 0 PB: 0 SB: 2 CS: 0	PA: 43			
PITCHER	IP 7.0	WLS 29	H 5	R 3	ER 2	SO 2	BB 1	IBB 0	HBP 0	BLK 0	WP 0	HR 1	S 60	P 99	ERA 2.57	WHIP 0.857									
33 James Shields, R (1.1) ERA: 4.02																									
62 Joel Peralta, R (8.1) ERA: 3.56																									
43 Kyle Farnsworth, R (9.1) ERA: 4.26																									
39 J.P. Howell, L (10.1) ERA: 2.81																									
56 Fernando Rodney, R (10.1) ERA: 0.83																									



Batter	1	2	3	4	5	6	7	8	9	AB	R	H	RBI	BB	SO	LOB	TOP										
8 Desmond Jennings, R OBP: 0.316, SLG: 0.590	G5-3		2-1 2 HR 1B		2-0 2 CS 1B		4-2 BB		2-3 K	4	1	2	1	1	1	1											
2 B.J. Upton, R OBP: 0.300, SLG: 0.397	F8		1-1 HR		1-3 K		1-3 K		0-3 K	5	1	1	2	0	3	4											
20 Matt Joyce, L OBP: 0.374, SLG: 0.493	G4-3		2-2 1B		1-1 P1				1-1 G3	4	1	1	0	0	0	0											
18 Ben Zobrist, S OBP: 0.376, SLG: 0.449		0-1 7 G6-3 1B	1-1 1H		1-1 G3				1-1 23 BB 1B	4	0	3	1	0	0	0											
7 Jeff Keppinger, R OBP: 0.371, SLG: 0.438	G6-3		3-1 2B		0-1 G6-3				1-1 F9	4	0	0	0	0	0	3											
9 Elliot Johnson, S OBP: 0.314, SLG: 0.342	G5-3		2-2 1B		2-2 G4-3				4-1 19 FC5-4 BB	0	0	0	0	0	0	0											
23 Carlos Pena, L OBP: 0.323, SLG: 0.347	1B		3-3 K		2-2 G4-3				1-2 BB	3	0	1	0	1	1	1											
19 Ryan Roberts, R OBP: 0.312, SLG: 0.350	K		2-1 G1-3		4-1 28 CS BB				2-2 FC5-4 BB	3	0	0	0	1	1	3											
28 José Molina, R OBP: 0.258, SLG: 0.300	F8		0-3 K		4-2 5 FC3-6 BB				0-1 5 S 1B	3	0	1	0	1	1	0											
5 Sam Fuld, L OBP: 0.317, SLG: 0.333	B1-3		3-2 8 S 1B		1-1 B1-3				3-3 K	4	1	1	0	0	1	2											
Inning Stats	R: 0 E: 0 K: 0 S: 8	H: 0 LOB: 0 BB: 0 P: 11	R: 0 E: 0 K: 1 S: 9	H: 2 LOB: 1 BB: 0 P: 13	R: 4 E: 0 K: 1 S: 26	H: 5 LOB: 1 BB: 0 P: 43	R: 0 E: 0 K: 1 S: 7	H: 0 LOB: 0 BB: 0 P: 10	R: 0 E: 0 K: 0 S: 6	H: 1 LOB: 0 BB: 0 P: 10	R: 0 E: 0 K: 0 S: 7	H: 0 LOB: 2 BB: 3 P: 26	R: 0 E: 0 K: 1 S: 11	H: 1 LOB: 2 BB: 3 P: 26	R: 0 E: 0 K: 3 S: 12	H: 1 LOB: 2 BB: 0 P: 21	R: 0 E: 0 K: 3 S: 13	H: 1 LOB: 1 BB: 0 P: 18	1B: 8 2B: 1 3B: 0 HR: 1	SF: 0 SAC: 0 DP: 1 HBP: 0	WP: 0 PB: 0 SB: 3 CS: 2	PA: 38					
PITCHER	IP	WLS	BF	H	R	ER	SO	BB	IBB	HBP	BLK	WP	HR	S	P	ERA	WHIP										
49 Blake Beavan, R ERA: 5.17	6.0	L	24	8	4	4	4	0	0	0	0	0	1	63	97	6.00	1.333										
58 Carter Capps, R ERA: 5.4	1.0		5	0	0	0	1	3	0	0	0	0	0	11	26	0.00	3.000										
44 Lucas Luetge, L ERA: 2.59	0.2		4	1	0	0	0	1	0	0	0	0	0	7	14	0.00	3.000										
23 Shawn Kelley, R ERA: 3.41	1.1		5	1	0	0	3	0	0	0	0	0	0	18	25	0.00	0.750										

Tampa Bay Rays @ Seattle Mariners
Safeco Field, Seattle, WA
Mon Aug 13 2012, 7:11 PM - 10:14 PM PDT
Att: 16,205 - Clear - 75 F

AB	34
R	4
H	10
RBI	4
BB	4
SO	8
LOB	14



Batter	1	2	3	4	5	6	7	8	9	AB	R	H	RBI	BB	SO	LOB	BOTTOM										
13 Dustin Ackley, L OBP: 0.294, SLG: 0.328	G3		G4-3		G3-1					4	0	0	0	0	1	2											
55 Michael Saunders, L OBP: 0.293, SLG: 0.390	G4-3				L8					4	0	0	0	0	2	0											
15 Kyle Seager, L OBP: 0.312, SLG: 0.405	G4-3				27 E 1B					4	0	2	0	0	0	0											
27 John Jaso, L OBP: 0.397, SLG: 0.480	L7		G1-3		G1-3					3	0	0	0	1	1	2											
63 Jesus Montero, R OBP: 0.312, SLG: 0.408	K		G5-3		G5-3					4	0	0	0	0	1	3											
12 Travon Robinson, S OBP: 0.317, SLG: 0.351	G6-3				G6-3					4	1	1	0	0	2	1											
10 Eric Thames, L OBP: 0.276, SLG: 0.360	K		K		K					3	0	1	1	0	1	0											
9 Chone Figgins, S OBP: 0.259, SLG: 0.282	K		K		K					2	0	0	0	1	1	0											
26 Brendan Ryan, R OBP: 0.292, SLG: 0.292	1B		G6-3		G6-3					3	0	1	0	0	1	1											
Inning Stats	R: 0 E: 0 K: 0 S: 7	H: 0 LOB: 0 BB: 0 P: 11	R: 0 E: 0 K: 1 S: 10	H: 0 LOB: 0 BB: 0 P: 15	R: 0 E: 0 K: 2 S: 12	H: 1 LOB: 1 BB: 0 P: 17	R: 0 E: 1 K: 0 S: 7	H: 1 LOB: 1 BB: 0 P: 8	R: 1 E: 0 K: 0 S: 9	H: 2 LOB: 1 BB: 1 P: 15	R: 0 E: 0 K: 1 S: 6	H: 0 LOB: 1 BB: 1 P: 14	R: 0 E: 0 K: 1 S: 8	H: 0 LOB: 0 BB: 0 P: 11	R: 0 E: 0 K: 3 S: 12	H: 0 LOB: 0 BB: 0 P: 18	R: 0 E: 0 K: 2 S: 12	H: 1 LOB: 0 BB: 0 P: 14	1B: 4 2B: 0 3B: 1 HR: 0	SF: 0 SAC: 0 DP: 0 HBP: 0	WP: 0 PB: 0 SB: 0 CS: 0	PA: 33					
PITCHER	IP	WLS	BF	H	R	ER	SO	BB	IBB	HBP	BLK	WP	HR	S	P	ERA	WHIP										
53 Alex Cobb, R ERA: 4.08	7.0	W	26	4	1	1	5	2	0	0	0	0	0	59	91	1.29	0.857										
62 Joel Peralta, R ERA: 3.49	1.0	H	3	0	0	0	3	0	0	0	0	0	0	12	18	0.00	0.000										
56 Fernando Rodney, R ERA: 0.82	1.0	S	4	1	0	0	2	0	0	0	0	0	0	12	14	0.00	1.000										

Tampa Bay Rays @ Seattle Mariners
Safeco Field, Seattle, WA
Mon Aug 13 2012, 7:11 PM - 10:14 PM PDT
Att: 16,205 - Clear - 75 F

AB	31
R	1
H	5
RBI	1
BB	2
SO	10
LOB	9



Batter	1	2	3	4	5	6	7	8	9	AB	R	H	RBI	BB	SO	LOB	TOP			
8 Desmond Jennings, R OBP: 0.302, SLG: 0.594										4	1	3	0	0	0	2	Tampa Bay Rays @ Seattle Mariners Safeco Field, Seattle, WA Tue Aug 14 2012, 7:10 PM - 9:52 PM PDT Att: 17,065 - Clear - 75 F			
2 B.J. Upton, R OBP: 0.302, SLG: 0.403										4	1	2	1	0	0	2				
20 Matt Joyce, L OBP: 0.371, SLG: 0.488 1 Sean Rodriguez, R OBP: 0.274, SLG: 0.324										3	0	0	0	0	3	4				
3 Evan Longoria, R OBP: 0.394, SLG: 0.491										3	0	0	1	0	1	2				
18 Ben Zobrist, S OBP: 0.373, SLG: 0.445										4	0	0	0	0	0	0				
7 Jeff Keppinger, R OBP: 0.373, SLG: 0.447 9 Elliot Johnson, S OBP: 0.314, SLG: 0.342										4	0	2	0	0	1	0				
23 Carlos Pena, L OBP: 0.322, SLG: 0.345										3	0	0	0	1	3	1				
19 Ryan Roberts, R OBP: 0.311, SLG: 0.348										4	0	1	0	0	2	3				
28 José Molina, R OBP: 0.258, SLG: 0.299										4	0	1	0	0	0	1				
Inning Stats	R: 2 H: 2 E: 0 K: 1 S: 8	H: 2 LOB: 0 BB: 0 P: 12	R: 0 H: 0 E: 0 K: 1 S: 7	H: 0 LOB: 0 BB: 0 P: 11	R: 0 H: 1 E: 0 K: 1 S: 10	H: 1 LOB: 1 BB: 0 P: 16	R: 0 H: 1 E: 0 K: 1 S: 12	H: 1 LOB: 2 BB: 1 P: 24	R: 0 H: 2 E: 0 K: 2 S: 9	H: 0 LOB: 0 BB: 0 P: 12	R: 0 H: 2 E: 0 K: 0 S: 7	H: 0 LOB: 1 BB: 0 P: 11	R: 0 H: 0 E: 0 K: 0 S: 7	H: 1 LOB: 0 BB: 0 P: 14	R: 0 H: 1 E: 0 K: 2 S: 9	H: 1 LOB: 1 BB: 0 P: 14	1B: 6 2B: 2 3B: 1 HR: 0	SF: 1 SAC: 0 DP: 1 HBP: 0	WP: 0 PB: 0 SB: 1 CS: 0	PA: 36
PITCHER	IP	WLS	BF	H	R	ER	SO	BB	IBB	HBP	BLK	WP	HR	S	P	ERA	WHIP			
25 Kevin Millwood, R ERA: 4.28	7.0		29	8	2	2	8	1	0	0	0	0	0	64	102	2.57	1.286			
44 Lucas Luetge, L ERA: 2.56	0.1		1	0	0	0	0	0	0	0	0	0	0	2	3	0.00	0.000			
46 Stephen Pryor, R ERA: 0.84	1.2	W	6	1	0	0	2	0	0	0	0	0	0	14	23	0.00	0.600			

Batter	1	2	3	4	5	6	7	8	9	AB	R	H	RBI	BB	SO	LOB	BOTTOM					
13 Dustin Ackley, L OBP: 0.298, SLG: 0.332										4	0	3	0	0	0	0	Tampa Bay Rays @ Seattle Mariners Safeco Field, Seattle, WA Tue Aug 14 2012, 7:10 PM - 9:52 PM PDT Att: 17,065 - Clear - 75 F					
12 Travon Robinson, S OBP: 0.289, SLG: 0.317										4	0	0	0	0	0	3						
63 Jesus Montero, R OBP: 0.309, SLG: 0.404										4	0	0	0	0	0	3						
15 Kyle Seager, L OBP: 0.314, SLG: 0.406										4	1	2	0	0	0	0						
33 Casper Wells, R OBP: 0.293, SLG: 0.387 9 Chone Figgins, S OBP: 0.289, SLG: 0.282										3	0	0	0	0	3	1						
17 Justin Smoak, S OBP: 0.256, SLG: 0.324										2	1	1	1	1	0	0						
30 Miguel Olivo, R OBP: 0.226, SLG: 0.361										4	0	1	1	0	3	3						
10 Eric Thames, L OBP: 0.276, SLG: 0.358										4	0	1	1	0	3	3						
26 Brendan Ryan, R OBP: 0.290, SLG: 0.289										3	0	0	0	0	1	0						
Inning Stats	R: 0 H: 1 E: 0 K: 0 S: 8	H: 2 LOB: 1 BB: 0 P: 13	R: 1 H: 2 E: 0 K: 2 S: 11	H: 2 LOB: 1 BB: 0 P: 13	R: 0 H: 1 E: 0 K: 0 S: 11	H: 1 LOB: 1 BB: 0 P: 14	R: 0 H: 1 E: 0 K: 3 S: 11	H: 1 LOB: 2 BB: 1 P: 17	R: 0 H: 1 E: 0 K: 0 S: 13	H: 0 LOB: 0 BB: 0 P: 17	R: 0 H: 0 E: 0 K: 1 S: 6	H: 0 LOB: 0 BB: 0 P: 9	R: 0 H: 0 E: 0 K: 3 S: 10	H: 0 LOB: 0 BB: 0 P: 12	R: 0 H: 0 E: 0 K: 0 S: 4	H: 0 LOB: 0 BB: 0 P: 8	R: 2 H: 2 E: 1 K: 1 S: 11	H: 2 LOB: 1 BB: 0 P: 19	1B: 6 2B: 2 3B: 0 HR: 0	SF: 1 SAC: 1 DP: 1 HBP: 0	WP: 0 PB: 0 SB: 0 CS: 0	PA: 35
PITCHER	IP	WLS	BF	H	R	ER	SO	BB	IBB	HBP	BLK	WP	HR	S	P	ERA	WHIP					
55 Matt Moore, L ERA: 3.6	7.0		27	6	1	1	9	1	0	0	0	0	0	70	95	1.29	1.000					
62 Joel Paralta, R ERA: 3.42	1.0	H	3	0	0	0	0	0	0	0	0	0	0	4	8	0.00	0.000					
56 Fernando Rodney, R ERA: 0.81	0.2	L	5	2	2	0	1	0	0	0	0	0	0	11	19	0.00	3.000					

Tampa Bay Rays @ Seattle Mariners
 Safeco Field, Seattle, WA
 Tue Aug 14 2012, 7:10 PM - 9:52 PM PDT
 Att: 17,065 - Clear - 75 F

AB	34
R	2
H	9
RBI	2
BB	1
SO	10
LOB	15



Tampa Bay Rays @ Seattle Mariners
 Safeco Field, Seattle, WA
 Tue Aug 14 2012, 7:10 PM - 9:52 PM PDT
 Att: 17,065 - Clear - 75 F

AB	32
R	3
H	8
RBI	3
BB	1
SO	10
LOB	13



Batter	1	2	3	4	5	6	7	8	9	AB	R	H	RBI	BB	SO	LOB	TOP					
5 Sam Fuld, L (1, 7) OBP: 0.295, SLG: 0.310	F9			L5			G4-3			3	0	0	0	0	0	0						
2 B.J. Upton, R (1, 8) OBP: 0.300, SLG: 0.400	G6-3			K			G6-3			3	0	0	0	0	1	0						
20 Matt Joyce, L (1, 9) OBP: 0.367, SLG: 0.483	G4-3			K			G3			3	0	0	0	0	1	0						
3 Evan Longoria, R (1, 10) OBP: 0.385, SLG: 0.477		K			L4			K		3	0	0	0	0	2	0						
18 Ben Zobrist, S (1, 4) OBP: 0.371, SLG: 0.441	G6-3				F7			K		3	0	0	0	0	1	0						
23 Carlos Pena, L (1, 3) OBP: 0.320, SLG: 0.342	F7				G2-3			K		3	0	0	0	0	1	0						
59 Jose Lobaton, S (1, 2) OBP: 0.331, SLG: 0.309			F9			K				2	0	0	0	0	1	0						
8 Desmond Jennings, R (9, PH) OBP: 0.320, SLG: 0.393										1	0	0	0	0	1	0						
9 Elliot Johnson, S (1, 6) OBP: 0.312, SLG: 0.340			K2-3							2	0	0	0	0	2	0						
7 Jeff Keppinger, R (9, PH) OBP: 0.372, SLG: 0.445										1	0	0	0	0	0	0						
1 Sean Rodriguez, R (1, 5) OBP: 0.271, SLG: 0.320			F7							3	0	0	0	0	2	0						
Inning Stats	R: 0 E: 0 K: 0 S: 4	H: 0 LOB: 0 BB: 0 P: 7	R: 0 E: 0 K: 1 S: 6	H: 0 LOB: 0 BB: 0 P: 10	R: 0 E: 0 K: 1 S: 6	H: 0 LOB: 0 BB: 0 P: 7	R: 0 E: 0 K: 2 S: 9	H: 0 LOB: 0 BB: 0 P: 16	R: 0 E: 0 K: 0 S: 10	H: 0 LOB: 0 BB: 0 P: 14	R: 0 E: 0 K: 3 S: 11	H: 0 LOB: 0 BB: 0 P: 15	R: 0 E: 0 K: 0 S: 10	H: 0 LOB: 0 BB: 0 P: 16	R: 0 E: 0 K: 3 S: 10	H: 0 LOB: 0 BB: 0 P: 13	R: 0 E: 0 K: 2 S: 11	H: 0 LOB: 0 BB: 0 P: 15	1B: 0 2B: 0 3B: 0 HR: 0	SF: 0 SAC: 0 DP: 0 HBP: 0	WP: 0 PB: 0 SB: 0 CS: 0	PA: 27
PITCHER 34 Félix Hernández, R (1, 1) ERA: 2.6	IP: 9.0 WLS: W BF: 27 H: 0 R: 0 ER: 0 SO: 12 BB: 0 IBB: 0 HBP: 0 BLK: 0 WP: 0 HR: 0 S: 77 P: 113 ERA: 0.00 WHIP: 0.000											PITCHER	IP: 9.0 WLS: W BF: 27 H: 0 R: 0 ER: 0 SO: 12 BB: 0 IBB: 0 HBP: 0 BLK: 0 WP: 0 HR: 0 S: 77 P: 113 ERA: 0.00 WHIP: 0.000									

Tampa Bay Rays @ Seattle Mariners
Safeco Field, Seattle, WA
Wed Aug 15 2012, 12:41 PM - 3:03 PM PDT
Att: 21,889 - Sunny - 79 F

AB 27
R 0
H 0
RBI 0
BB 0
SO 12
LOB 0



Batter	1	2	3	4	5	6	7	8	9	AB	R	H	RBI	BB	SO	LOB	BOTTOM			
13 Dustin Ackley, L (1, 4) OBP: 0.297, SLG: 0.331	L4-3		P6		F7			L7		4	0	1	0	0	0	1				
55 Michael Saunders, L (1, 8) OBP: 0.290, SLG: 0.399	L4-3		L7			F8		F8		4	0	0	0	0	0	2				
63 Jesus Montero, R (1, 10) OBP: 0.308, SLG: 0.402	L5		L7		G5-3			K		4	0	1	1	0	1	0				
27 John Jaso, L (1, 2) OBP: 0.397, SLG: 0.482	G6-3		G1-3							3	0	1	0	0	0	1				
15 Kyle Seager, L (1, 5) OBP: 0.312, SLG: 0.403	F7		G3			G3-1				3	0	0	0	0	0	1				
17 Justin Smoak, S (1, 3) OBP: 0.254, SLG: 0.321	E6		K			G3				3	0	0	0	0	1	0				
12 Trayvon Robinson, S (1, 7) OBP: 0.292, SLG: 0.318			G1-3			L4				3	0	1	0	0	0	0				
10 Eric Thames, L (1, 9) OBP: 0.277, SLG: 0.354	F7				G4-3					2	0	0	0	1	0	2				
26 Brendan Ryan, R (1, 6) OBP: 0.290, SLG: 0.289					F9			G5-3		3	1	1	0	0	0	1				
Inning Stats	R: 0 E: 0 K: 0 S: 5	H: 1 LOB: 0 BB: 0 P: 7	R: 0 E: 1 K: 0 S: 14	H: 1 LOB: 2 BB: 0 P: 21	R: 1 E: 0 K: 0 S: 10	H: 2 LOB: 1 BB: 0 P: 20	R: 0 E: 0 K: 1 S: 8	H: 0 LOB: 0 BB: 0 P: 12	R: 0 E: 0 K: 0 S: 8	H: 0 LOB: 0 BB: 0 P: 14	R: 0 E: 0 K: 0 S: 13	H: 1 LOB: 1 BB: 0 P: 16	R: 0 E: 0 K: 0 S: 15	H: 0 LOB: 1 BB: 1 P: 25	R: 0 E: 0 K: 1 S: 9	H: 0 LOB: 0 BB: 0 P: 15	1B: 4 2B: 2 3B: 0 HR: 0	SF: 0 SAC: 0 DP: 1 HBP: 0	WP: 1 PB: 0 SB: 1 CS: 0	PA: 30
PITCHER 58 Jeremy Hellickson, R (1, 1) ERA: 3.38	IP: 7.0 WLS: L BF: 27 H: 5 R: 1 ER: 1 SO: 1 BB: 0 IBB: 0 HBP: 0 BLK: 0 WP: 1 HR: 0 S: 73 P: 115 ERA: 1.29 WHIP: 0.857											PITCHER	IP: 1.0 WLS: 3 BF: 3 H: 0 R: 0 ER: 0 SO: 1 BB: 0 IBB: 0 HBP: 0 BLK: 0 WP: 0 HR: 0 S: 9 P: 15 ERA: 0.00 WHIP: 0.000							

Tampa Bay Rays @ Seattle Mariners
Safeco Field, Seattle, WA
Wed Aug 15 2012, 12:41 PM - 3:03 PM PDT
Att: 21,889 - Sunny - 79 F

AB 29
R 1
H 5
RBI 1
BB 1
SO 2
LOB 8



Batter	1	2	3	4	5	6	7	8	9	AB	R	H	RBI	BB	SO	LOB	TOP							
8 Desmond Jennings, R OBP: 0.316, SLG: 0.587										5	0	0	0	0	2	3								
2 B.J. Upton, R OBP: 0.299, SLG: 0.406										4	1	1	1	0	1	0								
20 Matt Joyce, L OBP: 0.366, SLG: 0.478										3	1	0	0	1	0	0								
3 Evan Longoria, R OBP: 0.388, SLG: 0.504										4	2	2	2	0	1	0								
18 Ben Zobrist, S OBP: 0.372, SLG: 0.452										4	2	2	1	0	1	0								
7 Jeff Keppinger, R OBP: 0.371, SLG: 0.444										3	1	1	2	0	0	0								
9 Elliot Johnson, S OBP: 0.311, SLG: 0.338										1	0	0	0	0	1	0								
23 Carlos Pena, L OBP: 0.322, SLG: 0.342										3	0	1	0	1	2	0								
19 Ryan Roberts, R OBP: 0.308, SLG: 0.345										3	0	0	1	0	0	1								
28 José Molina, R OBP: 0.257, SLG: 0.298										4	0	1	0	0	1	1								
Inning Stats	R: 0 E: 0 K: 1 S: 11	H: 0 LOB: 0 BB: 0 P: 18	R: 1 E: 0 K: 1 S: 12	H: 1 LOB: 0 BB: 0 P: 18	R: 0 E: 0 K: 0 S: 5	H: 0 LOB: 0 BB: 0 P: 7	R: 4 E: 0 K: 1 S: 16	H: 6 LOB: 2 BB: 0 P: 22	R: 2 E: 0 K: 2 S: 13	H: 1 LOB: 0 BB: 1 P: 21	R: 0 E: 0 K: 1 S: 9	H: 0 LOB: 0 BB: 0 P: 15	R: 0 E: 0 K: 0 S: 7	H: 0 LOB: 0 BB: 0 P: 9	R: 0 E: 0 K: 2 S: 7	H: 0 LOB: 0 BB: 0 P: 11	R: 0 E: 0 K: 1 S: 9	H: 0 LOB: 1 BB: 1 P: 16	1B: 4 2B: 1 3B: 0 HR: 3	SF: 1 SAC: 0 DP: 0 HBP: 0	WP: 0 PB: 0 SB: 0 CS: 0	PA: 37		
PITCHER	IP: 3.2 WLS: L BF: 18 ERA: 4.9	WLS: L BF: 15 ERA: 4.9	WLS: L BF: 4 ERA: 4.9	WLS: L BF: 7 ERA: 4.9	WLS: L BF: 1 ERA: 4.9	WLS: L BF: 2 ERA: 4.9	WLS: L BF: 1 ERA: 4.9	WLS: L BF: 1 ERA: 4.9	WLS: L BF: 1 ERA: 4.9	WLS: L BF: 1 ERA: 4.9	WLS: L BF: 1 ERA: 4.9	WLS: L BF: 1 ERA: 4.9	WLS: L BF: 1 ERA: 4.9	WLS: L BF: 1 ERA: 4.9	WLS: L BF: 1 ERA: 4.9	WLS: L BF: 1 ERA: 4.9	WLS: L BF: 1 ERA: 4.9	WLS: L BF: 1 ERA: 4.9	WLS: L BF: 1 ERA: 4.9	WLS: L BF: 1 ERA: 4.9	WLS: L BF: 1 ERA: 4.9	WLS: L BF: 1 ERA: 4.9	WLS: L BF: 1 ERA: 4.9	WLS: L BF: 1 ERA: 4.9

Tampa Bay Rays @ Los Angeles Angels
Angel Stadium of Anaheim, Anaheim, CA
Thu Aug 16 2012, 7:10 PM - 9:48 PM PDT
Att: 38,591 - Clear - 83 F

AB	34
R	7
H	8
RBI	7
BB	2
SO	9
LOB	5



Batter	1	2	3	4	5	6	7	8	9	AB	R	H	RBI	BB	SO	LOB	BOTTOM						
27 Mike Trout, R OBP: 0.404, SLG: 0.593										3	0	1	0	1	2	0							
48 Torii Hunter, R OBP: 0.343, SLG: 0.435										4	0	0	0	0	1	2							
5 Albert Pujols, R OBP: 0.341, SLG: 0.520										4	0	0	0	0	0	0							
44 Mark Trumbo, R OBP: 0.341, SLG: 0.555										4	0	1	0	0	2	0							
47 Howie Kendrick, R OBP: 0.326, SLG: 0.383										4	0	1	0	0	2	1							
6 Alberto Callaspo, S OBP: 0.333, SLG: 0.361										4	0	2	0	0	0	2							
10 Vernon Wells, R OBP: 0.262, SLG: 0.389										2	0	0	0	1	1	2							
2 Erick Aybar, S OBP: 0.307, SLG: 0.395										3	0	0	0	0	0	2							
17 Chris Iannetta, R OBP: 0.336, SLG: 0.415										3	0	0	0	0	1	1							
Inning Stats	R: 0 E: 0 K: 2 S: 8	H: 0 LOB: 0 BB: 0 P: 10	R: 0 E: 0 K: 1 S: 13	H: 1 LOB: 0 BB: 0 P: 18	R: 0 E: 0 K: 0 S: 8	H: 0 LOB: 1 BB: 1 P: 17	R: 0 E: 0 K: 1 S: 6	H: 0 LOB: 0 BB: 0 P: 7	R: 0 E: 0 K: 1 S: 8	H: 1 LOB: 1 BB: 1 P: 16	R: 0 E: 0 K: 1 S: 10	H: 0 LOB: 0 BB: 0 P: 16	R: 0 E: 0 K: 2 S: 14	H: 1 LOB: 0 BB: 0 P: 19	R: 0 E: 0 K: 0 S: 8	H: 1 LOB: 1 BB: 0 P: 9	R: 0 E: 0 K: 1 S: 13	H: 1 LOB: 1 BB: 0 P: 20	1B: 3 2B: 2 3B: 0 HR: 0	SF: 0 SAC: 0 DP: 1 HBP: 0	WP: 1 PB: 0 SB: 0 CS: 0	PA: 33	
PITCHER	IP: 7.0 WLS: W BF: 25 ERA: 2.39	WLS: W BF: 4 ERA: 3.39	WLS: W BF: 1 ERA: 2.49	WLS: W BF: 3 ERA: 2.39	WLS: W BF: 1 ERA: 2.39	WLS: W BF: 1 ERA: 2.39	WLS: W BF: 1 ERA: 2.39	WLS: W BF: 1 ERA: 2.39	WLS: W BF: 1 ERA: 2.39	WLS: W BF: 1 ERA: 2.39	WLS: W BF: 1 ERA: 2.39	WLS: W BF: 1 ERA: 2.39	WLS: W BF: 1 ERA: 2.39	WLS: W BF: 1 ERA: 2.39	WLS: W BF: 1 ERA: 2.39	WLS: W BF: 1 ERA: 2.39	WLS: W BF: 1 ERA: 2.39	WLS: W BF: 1 ERA: 2.39	WLS: W BF: 1 ERA: 2.39	WLS: W BF: 1 ERA: 2.39	WLS: W BF: 1 ERA: 2.39	WLS: W BF: 1 ERA: 2.39	WLS: W BF: 1 ERA: 2.39

Tampa Bay Rays @ Los Angeles Angels
Angel Stadium of Anaheim, Anaheim, CA
Thu Aug 16 2012, 7:10 PM - 9:48 PM PDT
Att: 38,591 - Clear - 83 F

AB	31
R	0
H	5
RBI	0
BB	2
SO	9
LOB	10



Batter	1	2	3	4	5	6	7	8	9	AB	R	H	RBI	BB	SO	LOB	TOP
8 Desmond Jennings, R OBP: 0.315, SLG: 0.385																	

Batter	1	2	3	4	5	6	7	8	9	AB R H RBI BB SO LOB	TOP
8 Desmond Jennings, R OBP: 0.313, SLG: 0.583										5 0 1 0 0 1 5	Tampa Bay Rays @ Los Angeles Angels Angel Stadium of Anaheim, Anaheim, CA Sun Aug 19 2012, 12:38 PM - 3:51 PM PDT Att: 36,789 - Sunny - 92 F
2 B.J. Upton, R OBP: 0.395, SLG: 0.419										4 1 1 1 1 3 2	
20 Matt Joyce, L OBP: 0.361, SLG: 0.466										4 0 1 2 1 0 3	
3 Evan Longoria, R OBP: 0.385, SLG: 0.504										4 1 1 0 1 1 3 0 1 0 0 0 0 0	
5 Sam Fuld, L OBP: 0.347, SLG: 0.391										5 0 2 2 0 3 1	
23 Carlos Pena, L OBP: 0.323, SLG: 0.353										5 2 2 2 0 2 3	
19 Ryan Roberts, R OBP: 0.312, SLG: 0.359										5 1 1 0 0 2 2	
1 Sean Rodriguez, R OBP: 0.276, SLG: 0.327										2 1 1 0 2 0 0	
28 José Molina, R OBP: 0.275, SLG: 0.320										2 1 1 1 0 1 1	
9 Elliot Johnson, S OBP: 0.313, SLG: 0.340										WP: 0 PA: 43 R: 8 SF: 0 H: 11 2B: 2 SAC: 1 RBI: 8 3B: 0 DP: 1 BB: 5 HR: 1 HBP: 1 SO: 13 CS: 0	
Inning Stats	R: 0 H: 0 E: 0 LOB: 1 K: 1 BB: 1 S: 9 P: 19	R: 4 H: 3 E: 0 LOB: 2 K: 1 BB: 2 S: 15 P: 30	R: 0 H: 0 E: 0 LOB: 0 K: 2 BB: 0 S: 8 P: 15	R: 0 H: 1 E: 0 LOB: 2 K: 1 BB: 1 S: 14 P: 21	R: 2 H: 2 E: 0 LOB: 0 K: 2 BB: 0 S: 12 P: 17	R: 0 H: 1 E: 0 LOB: 0 K: 1 BB: 0 S: 8 P: 11	R: 0 H: 1 E: 0 LOB: 1 K: 1 BB: 0 S: 10 P: 17	R: 0 H: 1 E: 0 LOB: 1 K: 3 BB: 0 S: 12 P: 16	R: 2 H: 2 E: 0 LOB: 2 K: 1 BB: 1 S: 11 P: 22	1B: 8 SF: 0 2B: 2 SAC: 1 3B: 0 DP: 1 HR: 1 HBP: 1	WP: 0 PA: 43 R: 8 SF: 0 H: 11 2B: 2 SAC: 1 RBI: 8 3B: 0 DP: 1 BB: 5 HR: 1 HBP: 1 SO: 13 CS: 0
PITCHER	IP WLS BF H R ER SO BB IBB HBP BLK WP HR S P ERA WHIP	PITCHER									
23 Zack Greinke, R ERA: 4.01	6.0 L 29 7 6 6 8 4 0 0 0 0 0 1 66 113 9.00 1.833										
32 LaTroy Hawkins, R ERA: 3.79	1.0 4 1 0 0 1 0 0 0 0 0 0 0 10 17 0.00 1.000										
51 Jordan Walden, R ERA: 3.72	1.0 4 1 0 0 3 0 0 0 0 0 0 0 12 16 0.00 1.000										
37 Scott Downs, L ERA: 3.03	0.1 4 2 2 2 0 0 1 0 0 0 0 0 6 16 54.00 6.000										
57 Jerome Williams, R ERA: 4.72	0.2 2 0 0 0 1 0 0 0 0 0 0 0 5 6 0.00 0.000										
Batter	1	2	3	4	5	6	7	8	9	AB R H RBI BB SO LOB	BOTTOM
27 Mike Trout, R OBP: 0.405, SLG: 0.608										4 1 1 1 0 0 3	Tampa Bay Rays @ Los Angeles Angels Angel Stadium of Anaheim, Anaheim, CA Sun Aug 19 2012, 12:38 PM - 3:51 PM PDT Att: 36,789 - Sunny - 92 F
48 Torii Hunter, R OBP: 0.350, SLG: 0.441										4 0 1 0 0 0 0	
5 Albert Pujols, R OBP: 0.340, SLG: 0.527										4 1 1 1 0 0 1	
44 Mark Trumbo, R OBP: 0.336, SLG: 0.543										4 0 0 0 0 1 1	
47 Howie Kendrick, R OBP: 0.326, SLG: 0.389										4 0 1 0 0 2 0	
6 Alberto Callaspo, S OBP: 0.333, SLG: 0.354										2 1 0 0 2 0 1	
2 Erick Aybar, S OBP: 0.313, SLG: 0.406										4 0 2 1 0 1 1	
10 Vernon Wells, R OBP: 0.260, SLG: 0.389										4 0 1 0 0 1 2	
46 Bobby Wilson, R OBP: 0.294, SLG: 0.299										2 0 0 0 1 0 1 1 0 0 0 0 0 1	
8 Kendrys Morales, S OBP: 0.325, SLG: 0.452										WP: 0 PA: 36 R: 3 SF: 0 H: 7 2B: 1 SAC: 0 RBI: 3 3B: 0 DP: 1 BB: 3 HR: 2 HBP: 0 SO: 5 CS: 0	
Inning Stats	R: 0 H: 0 E: 0 LOB: 0 K: 0 BB: 0 S: 7 P: 9	R: 0 H: 1 E: 0 LOB: 0 K: 1 BB: 0 S: 5 P: 6	R: 0 H: 0 E: 0 LOB: 0 K: 2 BB: 0 S: 10 P: 11	R: 1 H: 1 E: 0 LOB: 0 K: 0 BB: 0 S: 8 P: 13	R: 0 H: 2 E: 0 LOB: 3 K: 1 BB: 1 S: 13 P: 25	R: 1 H: 1 E: 0 LOB: 0 K: 1 BB: 0 S: 11 P: 16	R: 0 H: 0 E: 0 LOB: 1 K: 0 BB: 1 S: 9 P: 14	R: 0 H: 1 E: 0 LOB: 0 K: 0 BB: 0 S: 6 P: 10	R: 1 H: 1 E: 0 LOB: 1 K: 0 BB: 1 S: 17 P: 27	1B: 4 SF: 0 2B: 1 SAC: 0 3B: 0 DP: 1 HR: 2 HBP: 0	WP: 0 PA: 36 R: 3 SF: 0 H: 7 2B: 1 SAC: 0 RBI: 3 3B: 0 DP: 1 BB: 3 HR: 2 HBP: 0 SO: 5 CS: 0
PITCHER	IP WLS BF H R ER SO BB IBB HBP BLK WP HR S P ERA WHIP	PITCHER									
55 Matt Moore, L ERA: 3.57	6.1 W 25 6 2 2 5 2 0 0 0 0 0 0 7 8 0.00 0.000										
57 Jake McGee, L ERA: 2.37	1.0 3 0 0 0 0 0 0 0 0 0 0 0 7 8 0.00 0.000										
62 Joel Peralta, R ERA: 3.31	0.2 3 1 0 0 0 0 0 0 0 0 0 0 5 9 0.00 1.500										
40 Wade Davis, R ERA: 2.56	1.0 5 1 1 1 0 1 0 0 0 0 0 0 17 27 9.00 2.000										

Batter	1	2	3	4	5	6	7	8	9	AB	R	H	RBI	BB	SO	LOB	TOP			
1 Jarrod Dyson, L (1,8) OBP: 0.329, SLG: 0.343										4	0	1	0	0	1	0	Kansas City Royals @ Tampa Bay Rays Tropicana Field, St. Petersburg, FL Mon Aug 20 2012, 7:12 PM - 9:57 PM EDT Att: 9,913 - Dome - 72 F			
2 Alcides Escobar, R (1,6) OBP: 0.343, SLG: 0.409										4	0	0	0	0	0	2				
4 Alex Gordon, L (1,7) OBP: 0.366, SLG: 0.439										3	0	2	1	1	0	0				
16 Billy Butler, R (1,10) OBP: 0.375, SLG: 0.517										4	0	1	0	0	1	3				
13 Salvador Perez, R (1,2) OBP: 0.311, SLG: 0.522										4	0	1	0	0	0	4				
8 Mike Moustakas, L (1,5) OBP: 0.310, SLG: 0.448										4	0	0	0	0	1	1				
6 Lorenzo Cain, R (1,9) OBP: 0.308, SLG: 0.397										4	0	0	0	0	3	1				
35 Eric Hosmer, L (1,3) OBP: 0.308, SLG: 0.366										3	0	1	0	0	1	0				
9 Johnny Giavotella, R (1,4) OBP: 0.250, SLG: 0.250										3	1	1	0	0	0	1				
Inning Stats	R: 0 H: 2 E: 0 K: 1 S: 11	H: 2 LOB: 2 BB: 0 P: 14	R: 0 H: 0 E: 0 K: 2 S: 9	H: 0 LOB: 0 BB: 0 P: 12	R: 1 H: 3 E: 0 K: 1 S: 12	H: 3 LOB: 1 BB: 0 P: 17	R: 0 H: 0 E: 0 K: 1 S: 8	H: 0 LOB: 0 BB: 0 P: 10	R: 0 H: 0 E: 0 K: 0 S: 5	H: 0 LOB: 0 BB: 0 P: 10	R: 0 H: 0 E: 2 K: 0 S: 6	H: 1 LOB: 1 BB: 1 P: 13	R: 0 H: 0 E: 0 K: 0 S: 9	H: 0 LOB: 0 BB: 0 P: 16	R: 0 H: 1 E: 0 K: 1 S: 10	H: 1 LOB: 1 BB: 0 P: 11		1B: 7 2B: 0 3B: 0 HR: 0	SF: 0 SAC: 0 DP: 2 HBP: 0	WP: 0 PB: 0 SB: 0 CS: 0
PITCHER	IP WLS BF H R ER SO BB IBB HBP BLK WP HR S P ERA WHIP																			
58 Jeremy Hellickson, R (1,1) ERA: 3.28	7.0 W 27 6 1 1 6 1 0 0 0 0 0 0 65 98 1.29 1.000																			
39 J.P. Howell, L (8,1) ERA: 2.62	1.0 3 0 0 0 0 0 0 0 0 0 0 0 9 16 0.00 0.000																			
43 Kyle Farnsworth, R (9,1) ERA: 3.45	1.0 4 1 0 0 1 0 0 0 0 0 0 0 10 11 0.00 1.000																			

Batter	1	2	3	4	5	6	7	8	9	AB	R	H	RBI	BB	SO	LOB	BOTTOM			
8 Desmond Jennings, R (1,7) OBP: 0.315, SLG: 0.392										4	1	2	1	0	1	1	Kansas City Royals @ Tampa Bay Rays Tropicana Field, St. Petersburg, FL Mon Aug 20 2012, 7:12 PM - 9:57 PM EDT Att: 9,913 - Dome - 72 F			
2 B.J. Upton, R (1,8) OBP: 0.370, SLG: 0.416										3	0	0	0	1	2	1				
18 Ben Zobrist, S (1,10) OBP: 0.370, SLG: 0.458										4	0	1	0	0	2	1				
7 Jeff Keppinger, R (1,3) OBP: 0.370, SLG: 0.448										4	1	1	1	0	0	2				
23 Carlos Pena, L (8,3) OBP: 0.323, SLG: 0.353										0	0	0	0	0	0	0				
19 Ryan Roberts, R (1,4) OBP: 0.309, SLG: 0.355										4	0	0	0	0	1	1				
1 Sean Rodriguez, R (1,5) OBP: 0.278, SLG: 0.330										3	2	1	0	1	1	0				
5 Sam Fuld, L (1,9) OBP: 0.358, SLG: 0.420										4	0	2	0	0	1	2				
59 Jose Lobaton, S (1,2) OBP: 0.339, SLG: 0.312										3	1	2	1	1	0	1				
9 Elliot Johnson, S (1,6) OBP: 0.316, SLG: 0.342										4	0	2	1	0	0	3				
Inning Stats	R: 0 H: 1 E: 0 K: 1 S: 10	H: 2 LOB: 1 BB: 0 P: 13	R: 1 H: 1 E: 0 K: 1 S: 11	H: 2 LOB: 2 BB: 1 P: 19	R: 1 H: 1 E: 0 K: 1 S: 13	H: 1 LOB: 1 BB: 1 P: 24	R: 2 H: 4 E: 0 K: 1 S: 13	H: 4 LOB: 0 BB: 0 P: 20	R: 1 H: 1 E: 0 K: 1 S: 13	H: 1 LOB: 0 BB: 0 P: 17	R: 0 H: 1 E: 0 K: 1 S: 11	H: 1 LOB: 1 BB: 0 P: 18	R: 0 H: 0 E: 0 K: 2 S: 11	H: 0 LOB: 0 BB: 0 P: 17	R: 0 H: 1 E: 0 K: 0 S: 10	H: 1 LOB: 2 BB: 1 P: 18	1B: 6 2B: 3 3B: 1 HR: 1	SF: 0 SAC: 0 DP: 0 HBP: 0	WP: 2 PB: 0 SB: 1 CS: 0	PA: 36
PITCHER	IP WLS BF H R ER SO BB IBB HBP BLK WP HR S P ERA WHIP																			
53 Will Smith, L (1,1) ERA: 5.4	3.2 L 19 8 4 4 4 2 0 0 0 0 1 1 26 37 3.86 0.857																			
61 Everett Teaford, L (4,1) ERA: 4.6	2.1 9 2 1 1 2 0 0 0 0 0 0 0 11 17 0.00 0.000																			
41 Jeremy Jeffress, R (7,1) ERA: 2.84	1.0 3 0 0 0 2 0 0 0 0 0 0 0 10 18 0.00 1.000																			
67 Francisley Bueno, L (8,1) ERA: 2.84	1.0 5 1 0 0 0 0 0 1 0 0 0 0 0 10 18 0.00 1.000																			

AB 33
R 1
H 7
RBI 1
BB 1
SO 7
LOB 12

AB 33
R 5
H 11
RBI 4
BB 3
SO 8
LOB 12



Batter	1	2	3	4	5	6	7	8	9	10	AB	R	H	RBI	BB	SO	LOB	TOP								
6 Lorenzo Cain, R OBP: 0.306, SLG: 0.393	(1, 8) C SI 95 F FC 90 B FC 91 X SI 96 1-2 L9		(1, 3) F CH 85 C FC 90 B SI 97 S CH 87 1-3 K			(0, 1) C SI 96 X CH 87 0-1 1B			(2, 3) C SI 96 B FF 96 C CH 81 S CH 81 S SI 98 2-3 K		4	0	1	0	0	2	0									
2 Alcides Escobar, R OBP: 0.340, SLG: 0.406	(1, 6) C SI 96 F FC 90 B FC 91 X SI 97 1-2 L6		(2, 2) B CH 83 F FC 90 C FC 91 S CH 86 2-2 G6-3			(0, 0) X CH 86 0-0 F7			(3, 3) B CH 83 F FC 90 B CH 83 F FC 90 B SI 100 S CH 85 3-3 K		4	0	0	0	0	1	1									
4 Alex Gordon, L OBP: 0.365, SLG: 0.437	(1, 7) B SI 96 C FC 90 F FC 90 X SI 97 1-2 F7		(2, 2) C FC 90 B SI 97 X SI 97 0-2 G4-3			(2, 1) B FC 96 C SI 93 X SI 94 2-1 F9			(4, 2) B SI 96 C CH 83 B CH 83 B SI 96 F FC 90 B CH 86 4-2 BB		3	0	0	0	1	0	0									
16 Billy Butler, R OBP: 0.374, SLG: 0.514	(1, 10)	(2, 1) B SI 95 C CH 85 B SI 96 X SI 96 2-1 1B				(0, 1) X SI 96 0-1 L7			(3, 0) B FC 87 B SI 94 B CH 84 X SI 94 3-0 F7		4	0	1	0	0	0	1									
13 Salvador Perez, R OBP: 0.324, SLG: 0.309	(1, 2)	(2, 2) B CH 84 B SI 95 F FC 90 X FC 91 2-2 L5				(2, 2) B FC 88 B FC 88 C SI 94 F FC 90 F CH 85 X FC 90 2-2 F9			(0, 0) X CH 85 0-0 G6-3		4	0	0	0	0	0	1									
8 Mike Moustakas, L OBP: 0.307, SLG: 0.444	(1, 5)	(2, 3) B SI 95 B SI 95 S SI 95 S SI 97 2-3 K				(2, 2) B KC 77 T SI 95 B SI 96 S SI 95 T SI 97 2-2 K			(0, 3) F SI 94 F SI 94 S SI 95 S SI 95 0-3 K		4	0	0	0	0	4	1									
21 Jeff Francoeur, R OBP: 0.287, SLG: 0.373	(1, 9)	(3, 3) B FC 92 S CH 86 B SI 97 B SI 93 F CH 87 C SI 97 3-3 K				(2, 2) F SI 97 F SI 97 X CH 88 0-2 G1-3			(2, 3) C FC 88 B SI 95 B CH 86 F CH 84 F KC 75 F FC 90 F SI 98 S FC 90 2-3 K		4	1	1	0	0	2	1									
35 Eric Hosmer, L OBP: 0.309, SLG: 0.367	(1, 3)	(1, 2) B FC 86 F FC 90 F FC 90 X FC 90 1-2 G5-3				(2, 2) B SI 94 F SI 94 B SI 96 X FC 87 2-2 F8			(0, 2) C SI 97 X SI 96 0-2 1B		4	0	2	1	0	0	0									
9 Johnny Giavotella, R OBP: 0.239, SLG: 0.238	(1, 4)	(2, 3) F SI 95 C SI 97 0-3 K				(3, 1) B SI 95 B SI 96 S SI 95 S SI 95 3-1 F9			(2, 2) 1 SAFE C FC 91 B SI 97 T FC 91 2-2 K		4	0	0	0	0	2	2									
Inning Stats	R: 0 E: 0 K: 0 S: 12	H: 0 LOB: 0 BB: 0 P: 15	R: 0 E: 0 K: 2 S: 12	H: 1 LOB: 1 BB: 0 P: 21	R: 0 E: 0 K: 2 S: 11	H: 0 LOB: 0 BB: 0 P: 13	R: 0 E: 0 K: 0 S: 8	H: 0 LOB: 0 BB: 0 P: 10	R: 0 E: 0 K: 1 S: 10	H: 0 LOB: 0 BB: 0 P: 14	R: 0 E: 0 K: 0 S: 8	H: 1 LOB: 1 BB: 0 P: 13	R: 0 E: 0 K: 0 S: 4	H: 0 LOB: 0 BB: 0 P: 9	R: 0 E: 0 K: 3 S: 15	H: 1 LOB: 1 BB: 0 P: 19	R: 0 E: 0 K: 2 S: 10	H: 0 LOB: 1 BB: 0 P: 19	R: 1 E: 1 K: 1 S: 8	H: 2 LOB: 1 BB: 0 P: 13	1B: 5 2B: 0 3B: 0 HR: 0	SF: 0 SAC: 0 DP: 0 HBP: 0	WP: 0 PB: 0 SB: 1 CS: 0	PA: 36		
PITCHER	IP 8.0	WLS 27	H 3	R 0	ER 0	SO 8	BB 0	IBB 0	HBP 0	BLK 0	WP 0	HR 0	S 80	P 114	ERA 0.00	WHIP 0.375										
14 David Price, L ERA: 2.28	(1, 1)	1.0	4	0	0	2	1	0	0	0	0	0	10	19	0.00	1.000										
56 Fernando Rodney, R ERA: 0.78	(9, 1)	1.0	L	5	2	1	0	1	0	0	0	0	8	13	0.00	2.000										
62 Joel Peralta, R ERA: 3.25	(10, 1)	1.0	L	5	2	1	0	1	0	0	0	0	8	13	0.00	2.000										

Kansas City Royals @ Tampa Bay Rays
Tropicana Field, St. Petersburg, FL
Tue Aug 21 2012, 7:14 PM - 9:59 PM EDT
Att. 10,877 - Dome - 72 F

AB 35
R 1
H 5
RBI 1
BB 1
SO 11
LOB 7



Batter	1	2	3	4	5	6	7	8	9	10	AB	R	H	RBI	BB	SO	LOB	BOTTOM								
8 Desmond Jennings, R OBP: 0.315, SLG: 0.389	(1, 7) C FF 91 B FF 92 S KC 79 1-3 K		(2, 3) C KC 78 B KC 79 C FC 77 F FC 93 S FC 94 2-3 K			(4, 2) B FC 87 B FC 87 C FC 92 L FC 92 B FC 94 4-2 BB			(0, 3) C FF 93 1 SAFE S KC 78 0-3 K			3	0	0	0	1	3	1								
2 B.J. Upton, R OBP: 0.302, SLG: 0.412	(1, 8) X FF 92 0-0 F9					(0, 0) X FF 93 0-0 L8			(1, 2) C FF 100 B FF 99 X CH 88 1-2 G5-3		4	0	0	0	0	1	1									
20 Matt Joyce, L OBP: 0.363, SLG: 0.465	(1, 9) B FF 92 X FF 92 1-0 P5					(4, 2) B FF 92 B FC 79 F FC 93 B FC 98 4-2 3 BB			(2, 0) B KC 74 B FF 90 X FC 87 2-0 F7		3	0	1	0	1	0	0									
3 Evan Longoria, R OBP: 0.377, SLG: 0.492	(1, 5)	(1, 0) B FF 92 X FF 91 1-0 F9				(3, 2) C FC 92 B FC 77 B FC 77 F FC 92 B FC 94 X FC 94 3-2 G6-3			(2, 2) C FF 92 B FF 91 B FF 92 F FC 92 B KC 90 X FC 78 2-2 P4		3	0	0	0	0	0	1									
9 Elliot Johnson, S OBP: 0.316, SLG: 0.342	(8, 6)					(1, 2) 1 SAFE B FC 78 X KC 78 1-2 G6-3			(3, 1) C FF 96 B FF 99 B FF 99 B FC 98 X FF 99 3-1 F9		0	0	0	0	0	0	0									
7 Jeff Keppinger, R OBP: 0.368, SLG: 0.447	(9, PH) (10, 5)					(1, 2) 1-2 G6-3					1	0	0	0	0	0	1									
18 Ben Zobrist, S OBP: 0.371, SLG: 0.455	(1, 6) (8, 4) (10, 6)	(3, 2) C FC 92 C KC 78 B FC 93 B KC 79 B KC 78 F FC 93 3-2 L8				(2, 3) B KC 77 F FC 92 B FC 86 B KC 78 S FC 86 2-3 K			(4, 2) C FC 92 B FC 93 B CH 86 B KC 78 S FC 86 B KC 79 4-2 BB		3	0	0	0	1	1	0									
23 Carlos Pena, L OBP: 0.321, SLG: 0.350	(1, 3)	(2, 3) F FC 93 B FC 93 B KC 79 S FC 93 2-3 K				(2, 3) C KC 77 B KC 78 C FC 78 B FC 88 F FC 92 S FC 92 2-3 K			(0, 0) X SI 91 0-0 F7		4	0	0	0	0	2	1									
30 Luke Scott, L OBP: 0.278, SLG: 0.439	(1, 10)		(1, 1) B FF 90 F FC 92 X CH 83 1-1 19 2B			(0, 3) C FF 92 C FC 93 F KC 78 S FC 91 0-3 K			(2, 3) C KC 76 B KC 78 C FC 87 F FC 92 S FC 92 2-3 K		4	0	1	0	0	2	0									
19 Ryan Roberts, R OBP: 0.306, SLG: 0.351	(1, 4) (8, 5) (10, 4)		(0, 0) X FF 92 0-0 F8			(0, 0) X FC 87 0-0 F8			(1, 0) B KC 77 X KC 78 1-0 G6-3		3	0	0	0	0	0	1									
28 José Molina, R OBP: 0.271, SLG: 0.315	(1, 2)		(3, 3) T KC 78 F FC 92 B FC 86 B FC 86 B FC 78 B FC 87 3-3 K			(0, 3) C FC 92 C FC 92 C KC 77 0-3 K			(0, 1) S FC 88 X FC 92 0-1 L9		3	0	0	0	0	2	1									
Inning Stats	R: 0 E: 0 K: 1 S: 5	H: 0 LOB: 0 BB: 0 P: 7	R: 0 E: 0 K: 1 S: 8	H: 0 LOB: 0 BB: 0 P: 14	R: 0 E: 0 K: 2 S: 11	H: 1 LOB: 1 BB: 0 P: 17	R: 0 E: 0 K: 0 S: 6	H: 0 LOB: 0 BB: 1 P: 13	R: 0 E: 0 K: 3 S: 11	H: 0 LOB: 0 BB: 0 P: 15	R: 0 E: 0 K: 2 S: 9	H: 0 LOB: 1 BB: 0 P: 13	R: 0 E: 0 K: 0 S: 8	H: 0 LOB: 1 BB: 0 P: 16	R: 0 E: 0 K: 1 S: 7	H: 0 LOB: 0 BB: 0 P: 10	R: 0 E: 0 K: 1 S: 10	H: 1 LOB: 1 BB: 0 P: 15	R: 0 E: 0 K: 0 S: 6	H: 0 LOB: 0 BB: 0 P: 11	1B: 1 2B: 1 3B: 0 HR: 0	SF: 0 SAC: 0 DP: 0 HBP: 0	WP: 0 PB: 0 SB: 0 CS: 0	PA: 34		
PITCHER	IP 8.0	WLS 4	H 1	R 0	ER 0	SO 10	BB 3	IBB 0	HBP 0	BLK 0	WP 0	HR 0	S 65	P 105	ERA 0.00	WHIP 0.500										
44 Luke Hochevar, R ERA: 4.95	(1, 1)	1.0	W	4	1	0	1	0	0	0	0	0	10	15	0.00	1.000										
40 Kelvin Herrera, R ERA: 2.45	(9, 1)	1.0	S	3	0	0	0	0	0	0	0	0	6	11	0.00	0.000										
56 Greg Holland, R ERA: 3.0	(10, 1)	1.0	S	3	0	0	0	0	0	0	0	0	6	11	0.00	0.000										

Kansas City Royals @ Tampa Bay Rays
Tropicana Field, St. Petersburg, FL
Tue Aug 21 2012, 7:14 PM - 9:59 PM EDT
Att. 10,877 - Dome - 72 F


AB 31
R 0
H 2
RBI 0
BB 3
SO 11
LOB 7



Batter	1	2	3	4	5	6	7	8	9	AB	R	H	RBI	BB	SO	LOB	TOP										
6 Lorenzo Cain, R OBP: 0.299, SLG: 0.383	G5-3		F9			F9		K		4	0	0	0	0	1	1	Kansas City Royals @ Tampa Bay Rays Tropicana Field, St. Petersburg, FL Wed Aug 22 2012, 1:11 PM - 4:04 PM EDT Att: 11,892 - Dome - 72 F										
2 Alcides Escobar, R OBP: 0.342, SLG: 0.411	F7		1B			G6-3		4 1B		4	1	2	1	0	0	0											
4 Alex Gordon, L OBP: 0.364, SLG: 0.435	K		F7			G6-3		3B		4	0	1	1	0	1	1											
16 Billy Butler, R OBP: 0.371, SLG: 0.510	K				G5-3		G3	G1-3		4	0	0	0	0	1	1											
13 Salvador Perez, R OBP: 0.322, SLG: 0.509	8 2B		F9			G6-3		G6-3		4	1	1	0	0	0	0											
8 Mike Moustakas, L OBP: 0.306, SLG: 0.441	G3		G5-3			BB		F7		3	0	0	0	1	0	1											
21 Jeff Francoeur, R OBP: 0.287, SLG: 0.372	3-H 1B		G4-3			K		G1-3		4	0	1	1	0	2	1											
35 Eric Hosmer, L OBP: 0.308, SLG: 0.365	G6-3		G4-3			K		K		3	0	0	0	0	1	1											
9 Johnny Giavotella, R OBP: 0.242, SLG: 0.241	F9		K			2 3B		1B		3	1	1	0	0	1	0											
Inning Stats	R: 0 E: 0 K: 1 S: 6	H: 0 LOB: 0 BB: 0 P: 10	R: 1 E: 0 K: 1 S: 10	H: 2 LOB: 1 BB: 0 P: 13	R: 0 E: 0 K: 0 S: 11	H: 1 LOB: 1 BB: 0 P: 18	R: 0 E: 0 K: 0 S: 9	H: 0 LOB: 0 BB: 0 P: 13	R: 0 E: 0 K: 0 S: 9	H: 0 LOB: 1 BB: 1 P: 14	R: 2 E: 0 K: 2 S: 14	H: 3 LOB: 1 BB: 0 P: 18	R: 0 E: 0 K: 0 S: 8	H: 0 LOB: 0 BB: 0 P: 12	1B: 4 2B: 1 3B: 1 HR: 0	SF: 0 SAC: 0 DP: 0 HBP: 0	WP: 0 PB: 0 SB: 1 CS: 1	PA: 34									
PITCHER	IP	WLS	BF	H	R	ER	SO	BB	IBB	HBP	BLK	WP	HR	S	P	ERA	WHIP										
33 James Shields, R ERA: 4.01	7.2	W	29	5	3	3	7	1	0	0	0	0	0	71	106	3.52	0.783										
57 Jake McGee, L ERA: 2.37	0.0		1	1	0	0	0	0	0	0	0	0	0	3	4	∞	∞										
43 Kyle Farnsworth, R ERA: 3.38	0.1	H	1	0	0	0	0	0	0	0	0	0	0	2	2	0.00	0.000										
56 Fernando Rodney, R ERA: 0.77	1.0	S	3	0	0	0	0	0	0	0	0	0	0	8	12	0.00	0.000										

Batter	1	2	3	4	5	6	7	8	9	AB	R	H	RBI	BB	SO	LOB	BOTTOM										
8 Desmond Jennings, R OBP: 0.313, SLG: 0.385	P4		B1-3		P3			F9		4	0	0	0	1	0	1	Kansas City Royals @ Tampa Bay Rays Tropicana Field, St. Petersburg, FL Wed Aug 22 2012, 1:11 PM - 4:04 PM EDT Att: 11,892 - Dome - 72 F										
2 B.J. Upton, R OBP: 0.303, SLG: 0.412	3 1B		20 1B		G5-3		IBB	B3		5	1	2	0	0	1	3											
20 Matt Joyce, L OBP: 0.363, SLG: 0.462	F9		E8		G4-3		18 BB	F9		4	1	1	0	1	0	3											
3 Evan Longoria, R OBP: 0.381, SLG: 0.489	G5-3		7 1B		L7		18 2B	F9		3	0	1	0	0	0	2											
5 Sam Fuld, L OBP: 0.356, SLG: 0.420	G5-3		HBP		L7		18 2B	F9		0	1	0	0	0	0	0											
18 Ben Zobrist, S OBP: 0.372, SLG: 0.457	G4-3		SF7		G5-4-3		E6	G3-1		2	0	1	1	1	0	0											
7 Jeff Keppinger, R OBP: 0.370, SLG: 0.447	23 BB		1B		G5-4-3		G3-1	G3-1		4	0	2	1	0	0	4											
23 Carlos Pena, L OBP: 0.322, SLG: 0.348	BB		P3		P3		F9	F9		2	1	0	0	2	0	4											
19 Ryan Roberts, R OBP: 0.309, SLG: 0.354	F8		8 BLK		8 BLK		59 SH1-3	P6		3	0	1	1	1	0	4											
59 Jose Lobaton, S OBP: 0.339, SLG: 0.333	G4-3		F8		F8		SH1-3	HR		3	1	1	1	0	0	3											
Inning Stats	R: 0 E: 0 K: 0 S: 7	H: 1 LOB: 1 BB: 0 P: 12	R: 0 E: 0 K: 0 S: 12	H: 1 LOB: 2 BB: 1 P: 21	R: 2 E: 1 K: 0 S: 11	H: 3 LOB: 2 BB: 0 P: 16	R: 0 E: 0 K: 0 S: 9	H: 0 LOB: 1 BB: 1 P: 18	R: 0 E: 0 K: 0 S: 5	H: 0 LOB: 1 BB: 2 P: 18	R: 1 E: 0 K: 0 S: 14	H: 1 LOB: 2 BB: 2 P: 25	R: 1 E: 1 K: 0 S: 13	H: 2 LOB: 2 BB: 0 P: 16	R: 1 E: 0 K: 1 S: 11	H: 1 LOB: 0 BB: 0 P: 19	1B: 6 2B: 2 3B: 0 HR: 1	SF: 1 SAC: 1 DP: 1 HBP: 1	WP: 0 PB: 0 SB: 1 CS: 0	PA: 39							
PITCHER	IP	WLS	BF	H	R	ER	SO	BB	IBB	HBP	BLK	WP	HR	S	P	ERA	WHIP										
39 Luis Mendoza, R ERA: 4.26	4.1	L	23	5	2	2	0	4	0	1	1	0	0	13	26	6.75	1.500										
31 Louis Coleman, R ERA: 3.96	1.1		6	1	1	1	0	1	1	0	0	0	0	2	3	0.00	0.000										
55 Tim Collins, L ERA: 3.17	0.1		1	0	0	0	0	0	0	0	0	0	0	2	3	0.00	0.000										
40 Kelvin Herrera, R ERA: 2.39	1.0		5	2	1	0	0	0	0	0	0	0	0	13	16	0.00	2.000										
43 Aaron Crow, R ERA: 3.6	1.0		4	1	1	1	1	0	0	0	0	0	1	11	19	9.00	1.000										

AB 33
R 3
H 6
RBI 3
BB 1
SO 7
LOB 6



AB 30
R 5
H 9
RBI 4
BB 6
SO 1
LOB 24



Batter	1	2	3	4	5	6	7	8	9	AB	R	H	RBI	BB	SO	LOB	TOP					
4 Coco Crisp, S OBP: 0.316, SLG: 0.396	F8		K			F8		P4		4	0	0	0	0	1	2						
5 Stephen Drew, L OBP: 0.299, SLG: 0.313	K				1B				BB	3	0	2	0	1	1	0						
16 Josh Reddick, L OBP: 0.318, SLG: 0.479	K			F8					G3-6-1	4	0	0	0	0	1	3						
52 Yoenis Cespedes, R OBP: 0.363, SLG: 0.504		F9		G4-3					K	4	0	0	0	0	1	1						
22 Chris Carter, R OBP: 0.374, SLG: 0.544	G1-3				L6					3	0	0	0	0	0	0						
15 Seth Smith, L OBP: 0.345, SLG: 0.422	K									3	0	1	0	0	1	0						
20 Josh Donaldson, R OBP: 0.243, SLG: 0.341										2	0	0	0	1	1	1						
36 Derek Norris, R OBP: 0.276, SLG: 0.356										3	0	0	0	0	1	2						
2 Cliff Pennington, S OBP: 0.266, SLG: 0.288										3	0	1	0	0	1	1						
Inning Stats	R: 0 E: 0 K: 2 S: 13	H: 0 LOB: 0 BB: 0 P: 15	R: 0 E: 0 K: 1 S: 8	H: 0 LOB: 0 BB: 0 P: 10	R: 0 E: 0 K: 1 S: 10	H: 0 LOB: 1 BB: 0 P: 17	R: 0 E: 0 K: 0 S: 6	H: 1 LOB: 0 BB: 0 P: 10	R: 0 E: 0 K: 1 S: 11	H: 1 LOB: 1 BB: 0 P: 16	R: 0 E: 0 K: 1 S: 7	H: 1 LOB: 0 BB: 0 P: 11	R: 0 E: 0 K: 0 S: 6	H: 0 LOB: 0 BB: 0 P: 7	R: 0 E: 0 K: 1 S: 11	H: 1 LOB: 1 BB: 0 P: 15	R: 0 E: 0 K: 1 S: 7	H: 0 LOB: 0 BB: 1 P: 12	1B: 3 2B: 1 3B: 0 HR: 0	SF: 0 SAC: 0 DP: 2 HBP: 0	WP: 0 PB: 0 SB: 1 CS: 0	PA: 31
PITCHER 53 Alex Cobb, R ERA: 4.32	IP: 9.0 WLS: W BF: 31 H: 4 R: 0 ER: 0 SO: 8 BB: 2 IBB: 0 HBP: 0 BLK: 0 WP: 0 HR: 0 S: 79 P: 113 ERA: 0.00 WHIP: 0.667																					

Oakland Athletics @ Tampa Bay Rays
Tropicana Field, St. Petersburg, FL
Thu Aug 23 2012, 7:14 PM - 9:46 PM EDT
Att: 11,613 - Dome - 72 F

AB	29
R	0
H	4
RBI	0
BB	2
SO	8
LOB	10



Batter	1	2	3	4	5	6	7	8	9	AB	R	H	RBI	BB	SO	LOB	BOTTOM			
5 Sam Fuld, L OBP: 0.351, SLG: 0.407	G6-3		G3							4	1	1	1	0	0	2				
2 B.J. Upton, R OBP: 0.300, SLG: 0.408	F8									4	0	0	0	0	3	3				
20 Matt Joyce, L OBP: 0.362, SLG: 0.463	G1-3									4	1	1	2	0	1	1				
3 Evan Longoria, R OBP: 0.384, SLG: 0.489										4	0	2	1	0	1	0				
23 Carlos Pena, L OBP: 0.322, SLG: 0.348										0	0	0	0	0	0	0				
18 Ben Zobrist, S OBP: 0.371, SLG: 0.455										4	0	1	0	0	1	2				
7 Jeff Keppinger, R OBP: 0.375, SLG: 0.450										3	1	2	0	1	0	1				
30 Luke Scott, L OBP: 0.278, SLG: 0.440										4	1	1	0	0	1	2				
19 Ryan Roberts, R OBP: 0.309, SLG: 0.355										2	0	1	1	0	1	0				
2B José Molina, R OBP: 0.276, SLG: 0.313										1	1	0	0	2	1	1				
Inning Stats	R: 0 E: 0 K: 0 S: 7	H: 0 LOB: 0 BB: 0 P: 10	R: 0 E: 0 K: 1 S: 8	H: 1 LOB: 0 BB: 0 P: 12	R: 0 E: 0 K: 2 S: 8	H: 1 LOB: 1 BB: 0 P: 14	R: 0 E: 0 K: 1 S: 8	H: 1 LOB: 0 BB: 0 P: 13	R: 5 E: 0 K: 1 S: 18	H: 5 LOB: 1 BB: 1 P: 30	R: 0 E: 0 K: 1 S: 5	H: 1 LOB: 0 BB: 0 P: 10	R: 0 E: 0 K: 2 S: 10	H: 0 LOB: 1 BB: 1 P: 20	R: 0 E: 0 K: 1 S: 11	H: 0 LOB: 1 BB: 1 P: 18	1B: 7 2B: 2 3B: 0 HR: 0	SF: 1 SAC: 0 DP: 2 HBP: 0	WP: 0 PB: 0 SB: 1 CS: 0	PA: 34
PITCHER 66 Tyson Ross, R ERA: 6.45 13 Jerry Blevins, L ERA: 2.65 40 Pat Neshek, R ERA: 1.17	IP: 6.0 WLS: L BF: 27 H: 9 R: 5 ER: 5 SO: 6 BB: 2 IBB: 0 HBP: 0 BLK: 0 WP: 0 HR: 0 S: 55 P: 94 ERA: 7.50 WHIP: 1.833																			

Oakland Athletics @ Tampa Bay Rays
Tropicana Field, St. Petersburg, FL
Thu Aug 23 2012, 7:14 PM - 9:46 PM EDT
Att: 11,613 - Dome - 72 F

AB	30
R	5
H	9
RBI	5
BB	3
SO	9
LOB	12



Batter	1	2	3	4	5	6	7	8	9	AB	R	H	RBI	BB	SO	LOB	TOP										
4 Coco Crisp, S OBP: 0.313, SLG: 0.391	F9		P4		G5-4-3		K			4	0	0	0	0	1	2											
5 Stephen Drew, L OBP: 0.298, SLG: 0.311	1B		F8		G1-3			F9		4	0	1	0	0	0	0											
52 Yoenis Cespedes, R OBP: 0.362, SLG: 0.507	F9		20 1B		K			F8		4	1	1	0	0	1	1											
22 Chris Carter, R OBP: 0.377, SLG: 0.540	K		36 HBP 20 1B		K			31 HR		3	2	1	0	1	2	1											
31 Jonny Gomes, R OBP: 0.360, SLG: 0.478	P3		K		F8			1B		4	1	1	2	0	1	2											
20 Josh Donaldson, R OBP: 0.298, SLG: 0.353	K		37 1B 17 CS 36 HBP		1B			F9		4	1	2	1	0	1	0											
36 Derek Norris, R OBP: 0.282, SLG: 0.363	K		37 1B HBP		2B			K		3	0	1	1	0	2	0											
37 Brandon Moss, L OBP: 0.310, SLG: 0.515	G4-3		1B		F7			K		4	0	1	1	0	1	1											
17 Adam Rosales, R OBP: 0.333, SLG: 0.333	K		CS		1B			G5-3		4	0	1	0	0	2	1											
Inning Stats	R: 0 H: 1 E: 0 K: 1 S: 9	H: 1 LOB: 1 BB: 0 P: 14	R: 0 H: 0 E: 0 K: 2 S: 8	H: 0 LOB: 0 BB: 0 P: 11	R: 0 H: 0 E: 0 K: 1 S: 9	H: 0 LOB: 0 BB: 1 P: 12	R: 2 H: 3 E: 0 K: 1 S: 19	H: 3 LOB: 2 BB: 1 P: 28	R: 0 H: 1 E: 0 K: 0 S: 7	H: 1 LOB: 0 BB: 0 P: 13	R: 0 H: 0 E: 0 K: 2 S: 8	H: 0 LOB: 0 BB: 0 P: 14	R: 1 H: 2 E: 0 K: 2 S: 11	H: 2 LOB: 1 BB: 0 P: 17	R: 2 H: 2 E: 0 K: 0 S: 9	H: 2 LOB: 0 BB: 0 P: 12	R: 0 H: 0 E: 0 K: 2 S: 7	H: 0 LOB: 0 BB: 0 P: 12	1B: 5 2B: 2 HR: 1	SF: 0 SAC: 0 DP: 1 HBP: 1	WP: 1 PB: 0 SB: 0 CS: 1	PA: 37					
PITCHER	IP	WLS	BF	H	R	ER	SO	BB	IBB	HBP	BLK	WP	HR	S	P	ERA	WHIP										
55 Matt Moore, L ERA: 3.6	6.1		26	7	3	3	7	1	0	1	0	1	0	64	98	4.26	1.263										
57 Jake McGee, L ERA: 2.33	0.2		2	0	0	0	2	0	0	0	0	0	0	7	11	0.00	0.000										
62 Joel Peralta, R ERA: 3.52	1.0	L	5	2	2	2	0	0	0	0	0	0	1	9	12	18.00	2.000										
40 Wade Davis, R ERA: 2.52	1.0		3	0	0	0	2	0	0	0	0	0	0	7	12	0.00	0.000										

Oakland Athletics @ Tampa Bay Rays
Tropicana Field, St. Petersburg, FL
Fri Aug 24 2012, 7:11 PM - 10:11 PM EDT
Att: 18,913 - Dome - 72 F

AB	34
R	5
H	9
RBI	5
BB	1
SO	11
LOB	8



Batter	1	2	3	4	5	6	7	8	9	AB	R	H	RBI	BB	SO	LOB	BOTTOM										
8 Desmond Jennings, R OBP: 0.312, SLG: 0.381	P6		BB		K		K		G1-3	4	0	0	0	1	2	2											
2 B.J. Upton, R OBP: 0.301, SLG: 0.410	1B		P4		2B		K		G5-3	5	0	2	1	0	1	2											
20 Matt Joyce, L OBP: 0.357, SLG: 0.455	F9		P5		L4		G4-3		G6-3	5	0	0	0	0	0	4											
3 Evan Longoria, R OBP: 0.380, SLG: 0.482	F9		K		19 1B 23 BB		K		K	4	0	1	0	0	2	1											
18 Ben Zobrist, S OBP: 0.374, SLG: 0.469	HR		7 SF8		F8				BB	3	2	2	1	1	0	1											
7 Jeff Keppinger, R OBP: 0.370, SLG: 0.445	G5-3		SF8		K		K		K	3	0	0	1	0	2	2											
23 Carlos Pena, L OBP: 0.322, SLG: 0.346	K		K		19 1B		K		K	3	0	0	0	1	3	1											
19 Ryan Roberts, R OBP: 0.311, SLG: 0.355	F7		G5-3		1B				30 2B	3	1	1	0	1	0	0											
2B José Molina, R OBP: 0.277, SLG: 0.318	K		K		2B				1B	3	1	1	0	0	2	3											
30 Luke Scott, L OBP: 0.280, SLG: 0.446										1	0	1	1	0	0	0											
5 Sam Fuld, L OBP: 0.351, SLG: 0.407										0	0	0	0	0	0	0											
Inning Stats	R: 0 H: 1 E: 0 K: 0 S: 9	H: 1 LOB: 1 BB: 0 P: 15	R: 1 H: 1 E: 0 K: 1 S: 9	H: 1 LOB: 0 BB: 0 P: 13	R: 0 H: 0 E: 0 K: 1 S: 7	H: 0 LOB: 1 BB: 1 P: 15	R: 1 H: 1 E: 0 K: 2 S: 10	H: 1 LOB: 0 BB: 0 P: 16	R: 1 H: 2 E: 0 K: 1 S: 13	H: 2 LOB: 1 BB: 0 P: 21	R: 0 H: 2 E: 0 K: 2 S: 11	H: 2 LOB: 3 BB: 1 P: 23	R: 0 H: 0 E: 0 K: 3 S: 12	H: 0 LOB: 1 BB: 1 P: 20	R: 2 H: 2 E: 0 K: 0 S: 9	H: 2 LOB: 0 BB: 0 P: 12	R: 0 H: 0 E: 0 K: 3 S: 12	H: 0 LOB: 1 BB: 1 P: 20	R: 1 H: 1 E: 0 K: 0 S: 14	H: 1 LOB: 1 BB: 1 P: 22	1B: 3 2B: 3 HR: 1	SF: 1 SAC: 0 DP: 0 HBP: 0	WP: 0 PB: 0 SB: 0 CS: 0	PA: 39			
PITCHER	IP	WLS	BF	H	R	ER	SO	BB	IBB	HBP	BLK	WP	HR	S	P	ERA	WHIP										
11 Jarrod Parker, R ERA: 3.52	6.0		27	7	3	3	7	2	0	0	0	0	0	59	103	4.50	1.500										
48 Ryan Cook, R ERA: 2.5	1.2	W	6	0	0	0	4	1	0	0	0	0	0	14	25	0.00	0.600										
62 Sean Doolittle, L ERA: 3.49	0.1	H	1	0	0	0	1	0	0	0	0	0	0	5	7	0.00	0.000										
50 Grant Balfour, R ERA: 2.62	1.0	S	5	1	1	1	0	1	0	0	0	0	0	14	22	9.00	2.000										

Oakland Athletics @ Tampa Bay Rays
Tropicana Field, St. Petersburg, FL
Fri Aug 24 2012, 7:11 PM - 10:11 PM EDT
Att: 18,913 - Dome - 72 F

AB	34
R	4
H	8
RBI	4
BB	4
SO	12
LOB	16



Batter	1	2	3	4	5	6	7	8	9	AB	R	H	RBI	BB	SO	LOB	TOP											
4 Coco Crisp, S OBP: 0.317, SLG: 0.401	3-2 5 1B 15 E 2B	1-2		F9			2-1 5 CS 2B			4	1	3	0	0	0	0												
5 Stephen Drew, L OBP: 0.297, SLG: 0.309	2-2 15 S 22 HR 1B	3-1 L9			3-2 P5		0-2 CS	1-3 K		4	1	1	0	0	1	1												
52 Yoenis Cespedes, R OBP: 0.358, SLG: 0.501	2-2 P3	0-0 G5-3			2-2 G6-3			0-1 F8		4	0	0	0	0	0	3												
15 Seth Smith, L OBP: 0.344, SLG: 0.430	3-3 K				1-0 HR			0-2 G4-3		4	1	1	1	0	2	1												
22 Chris Carter, R OBP: 0.374, SLG: 0.552	3-0 HR				2-3 K		0-0 P5	2-2 E5 16 2B		4	1	1	2	0	1	0												
16 Josh Reddick, L OBP: 0.321, SLG: 0.484	2-2 20 HBP 1B				3-1 F8		1-1 20 G6-4-3 1B	2-1 2B		4	0	3	0	0	0	0												
20 Josh Donaldson, R OBP: 0.250, SLG: 0.345	1-0 HBP				2-3 K		2-2 G6-4-3	2-3 K		3	0	0	0	0	2	3												
14 George Kottaras, L OBP: 0.375, SLG: 0.339	2-3 K				2-2 G6-3		3-2 F7	1-3 K		3	0	0	0	0	1	2												
36 Derek Norris, R OBP: 0.260, SLG: 0.360								3-3 K		1	0	0	0	0	1	2												
2 Cliff Pennington, S OBP: 0.263, SLG: 0.285		1-2 F7			1-1 G2-3		3-3 K	3-3 K		4	0	0	0	0	2	2												
Inning Stats	R: 3 H: 4 E: 2 K: 2 S: 26	H: 4 R: 0 ER: 0 LOB: 2 BB: 0 P: 41	R: 0 H: 1 E: 0 K: 0 S: 9	H: 1 R: 0 ER: 0 LOB: 1 BB: 0 P: 14	R: 1 H: 0 E: 0 K: 2 S: 9	H: 1 R: 0 ER: 0 LOB: 0 BB: 0 P: 17	R: 0 H: 0 E: 0 K: 0 S: 6	H: 0 R: 0 ER: 0 LOB: 0 BB: 0 P: 9	R: 0 H: 1 E: 0 K: 1 S: 10	H: 1 R: 0 ER: 0 LOB: 0 BB: 0 P: 16	R: 0 H: 1 E: 0 K: 1 S: 10	H: 0 R: 0 ER: 0 LOB: 0 BB: 0 P: 18	R: 0 H: 0 E: 0 K: 1 S: 9	H: 0 R: 0 ER: 0 LOB: 0 BB: 0 P: 10	R: 0 H: 1 E: 1 K: 3 S: 17	H: 2 R: 0 ER: 0 LOB: 2 BB: 0 P: 27	1B: 4 2B: 3 3B: 0 HR: 2	SF: 0 SAC: 0 DP: 1 HBP: 1	WP: 0 PB: 0 SB: 2 CS: 1	PA: 37								
PITCHER	IP	WLS	BF	H	R	ER	SO	BB	IBB	HBP	BLK	WP	HR	S	P	ERA	WHIP											
58 Jeremy Hellickson, R ERA: 3.42	(1, 1)	5.0	L	22	6	4	4	5	0	0	1	0	0	2	60	97	7.20	1.200										
31 Burke Badenhop, R ERA: 3.17	(6, 1)	1.0		3	1	0	0	0	0	0	0	0	0	0	6	9	0.00	1.000										
39 J.P. Howell, L ERA: 2.95	(7, 1)	1.0		3	1	0	0	1	0	0	0	0	0	10	18	0.00	1.000											
43 Kyle Farnsworth, R ERA: 3.18	(8, 1)	1.0		3	0	0	0	1	0	0	0	0	0	9	10	0.00	0.000											
57 Jake McGee, L ERA: 2.27	(9, 1)	1.0		5	1	0	0	3	0	0	0	0	0	17	27	0.00	1.000											

Oakland Athletics @ Tampa Bay Rays
Tropicana Field, St. Petersburg, FL
Sat Aug 25 2012, 1:14 PM - 4:05 PM EDT
Att: 18,187 - Dome - 72 F

AB 35
R 4
H 9
RBI 3
BB 0
SO 10
LOB 14



Batter	1	2	3	4	5	6	7	8	9	AB	R	H	RBI	BB	SO	LOB	BOTTOM											
8 Desmond Jennings, R OBP: 0.311, SLG: 0.387	1-2 L1	1-0 F8			1-1 HR		3-3 K			4	1	1	1	0	1	2												
5 Sam Fuld, L OBP: 0.344, SLG: 0.386	4-2 20 S BB	2-2 K			0-0 B1-3		1-2 F9			3	0	0	0	1	1	2												
20 Matt Joyce, L OBP: 0.354, SLG: 0.451	1-3 K				2-2 G3		0-3 K			3	0	0	0	0	2	1												
2 B.J. Upton, R OBP: 0.301, SLG: 0.409	1-2 K				2-2 G3		0-3 K			1	0	0	0	0	1	0												
3 Evan Longoria, R OBP: 0.377, SLG: 0.472	4-2 BB				2-3 K		0-0 G5-3		2-3 K	3	0	0	0	1	2	0												
18 Ben Zobrist, S OBP: 0.373, SLG: 0.469	3-3 K				1-2 P2		1-1 2B		1-0 G6-3	4	0	1	0	0	1	2												
30 Luke Scott, L OBP: 0.280, SLG: 0.443					1-2 G3		1-2 F7		0-3 K	4	1	1	0	0	1	1												
23 Carlos Pena, L OBP: 0.321, SLG: 0.343		1-2 19 1B HBP			1-2 K		0-0 P5		0-1 F8	3	0	0	0	0	1	1												
19 Ryan Roberts, R OBP: 0.311, SLG: 0.355		2-2 1B			0-0 G5-3		1-1 G5-3			3	0	1	0	0	0	0												
59 Jose Lobaton, S OBP: 0.333, SLG: 0.329		0-0 SF7			3-2 L6		0-0 G3-1			2	0	0	1	0	0	0												
Inning Stats	R: 0 H: 0 E: 0 K: 2 S: 15	H: 0 R: 0 ER: 0 LOB: 2 BB: 0 P: 28	R: 1 H: 2 E: 0 K: 1 S: 11	H: 2 R: 0 ER: 0 LOB: 2 BB: 0 P: 17	R: 0 H: 0 E: 0 K: 2 S: 10	H: 0 R: 0 ER: 0 LOB: 0 BB: 0 P: 15	R: 0 H: 0 E: 0 K: 1 S: 7	H: 0 R: 0 ER: 0 LOB: 0 BB: 0 P: 9	R: 1 H: 1 E: 0 K: 0 S: 11	H: 1 R: 0 ER: 0 LOB: 1 BB: 0 P: 17	R: 0 H: 1 E: 0 K: 0 S: 7	H: 1 R: 0 ER: 0 LOB: 1 BB: 0 P: 10	R: 0 H: 0 E: 0 K: 1 S: 7	H: 0 R: 0 ER: 0 LOB: 0 BB: 0 P: 11	R: 0 H: 0 E: 0 K: 2 S: 9	H: 0 R: 0 ER: 0 LOB: 0 BB: 0 P: 12	R: 0 H: 0 E: 0 K: 1 S: 6	H: 0 R: 0 ER: 0 LOB: 0 BB: 0 P: 7	1B: 2 2B: 1 3B: 0 HR: 1	SF: 1 SAC: 0 DP: 0 HBP: 1	WP: 0 PB: 0 SB: 1 CS: 0	PA: 34						
PITCHER	IP	WLS	BF	H	R	ER	SO	BB	IBB	HBP	BLK	WP	HR	S	P	ERA	WHIP											
32 Brandon McCarthy, R ERA: 3.12	(1, 1)	7.0	W	28	4	2	2	7	2	0	1	0	0	1	68	107	2.57	0.857										
62 Sean Doolittle, L ERA: 3.38	(8, 1)	1.0	H	3	0	0	0	2	0	0	0	0	0	9	12	0.00	0.000											
50 Grant Balfour, R ERA: 2.98	(9, 1)	1.0	S	3	0	0	0	1	0	0	0	0	0	6	7	0.00	0.000											

Oakland Athletics @ Tampa Bay Rays
Tropicana Field, St. Petersburg, FL
Sat Aug 25 2012, 1:14 PM - 4:05 PM EDT
Att: 18,187 - Dome - 72 F

AB 30
R 2
H 4
RBI 2
BB 2
SO 10
LOB 9



Batter	1	2	3	4	5	6	7	8	9	AB	R	H	RBI	BB	SO	LOB	TOP					
8 Desmond Jennings, R OBP: 0.313, SLG: 0.593										4	2	2	0	0	2	0	Tampa Bay Rays @ Texas Rangers Rangers Ballpark in Arlington, Arlington, TX Mon Aug 27 2012, 8:10 PM - 10:57 PM EDT Att: 29,453 - Partly Cloudy - 91 F					
2 B.J. Upton, R OBP: 0.300, SLG: 0.413										3	1	1	2	0	1	0						
18 Ben Zobrist, S OBP: 0.372, SLG: 0.467										4	1	1	1	0	0	1						
3 Evan Longoria, R OBP: 0.380, SLG: 0.493										4	1	2	2	0	1	1						
7 Jeff Keppinger, R OBP: 0.369, SLG: 0.440										3	0	0	0	1	1	2						
19 Ryan Roberts, R OBP: 0.308, SLG: 0.351										4	0	0	0	0	1	2						
5 Sam Fuld, L OBP: 0.336, SLG: 0.367										3	0	0	0	0	1	0	AB 33 R 5 H 6 RBI 5 BB 1 SO 11 LOB 8					
28 José Molina, R OBP: 0.274, SLG: 0.314										3	0	0	0	0	1	1						
20 Matt Joyce, L OBP: 0.355, SLG: 0.450										1	0	0	0	0	1	0						
9 Elliot Johnson, S OBP: 0.313, SLG: 0.338										3	0	0	0	0	2	1						
23 Carlos Peña, L OBP: 0.320, SLG: 0.343										1	0	0	0	0	0	0						
Inning Stats	R: 2 H: 1 E: 1 K: 1 S: 15	H: 1 BB: 1 P: 25	R: 0 H: 0 E: 0 K: 2 S: 10	H: 0 BB: 0 P: 16	R: 1 H: 2 E: 0 K: 0 S: 9	H: 2 BB: 0 P: 11	R: 0 H: 0 E: 0 K: 2 S: 10	H: 0 BB: 0 P: 15	R: 2 H: 3 E: 0 K: 0 S: 15	H: 3 BB: 0 P: 19	R: 0 H: 0 E: 0 K: 0 S: 7	H: 0 BB: 0 P: 8	R: 0 H: 0 E: 0 K: 2 S: 9	H: 0 BB: 0 P: 13	R: 0 H: 0 E: 0 K: 2 S: 9	H: 0 BB: 0 P: 12	R: 0 H: 0 E: 0 K: 2 S: 10	H: 0 BB: 0 P: 14	1B: 3 2B: 0 3B: 2 HR: 1	SF: 1 SAC: 0 DP: 0 HBP: 1	WP: 0 PB: 0 SB: 0 CS: 0	PA: 36
PITCHER	IP WLS BF H R ER SO BB IBB HBP BLK WP HR S P ERA WHIP	IP WLS BF H R ER SO BB IBB HBP BLK WP HR S P ERA WHIP	IP WLS BF H R ER SO BB IBB HBP BLK WP HR S P ERA WHIP	IP WLS BF H R ER SO BB IBB HBP BLK WP HR S P ERA WHIP	IP WLS BF H R ER SO BB IBB HBP BLK WP HR S P ERA WHIP	IP WLS BF H R ER SO BB IBB HBP BLK WP HR S P ERA WHIP	IP WLS BF H R ER SO BB IBB HBP BLK WP HR S P ERA WHIP	IP WLS BF H R ER SO BB IBB HBP BLK WP HR S P ERA WHIP	IP WLS BF H R ER SO BB IBB HBP BLK WP HR S P ERA WHIP	IP WLS BF H R ER SO BB IBB HBP BLK WP HR S P ERA WHIP	IP WLS BF H R ER SO BB IBB HBP BLK WP HR S P ERA WHIP	IP WLS BF H R ER SO BB IBB HBP BLK WP HR S P ERA WHIP	IP WLS BF H R ER SO BB IBB HBP BLK WP HR S P ERA WHIP	IP WLS BF H R ER SO BB IBB HBP BLK WP HR S P ERA WHIP	IP WLS BF H R ER SO BB IBB HBP BLK WP HR S P ERA WHIP	IP WLS BF H R ER SO BB IBB HBP BLK WP HR S P ERA WHIP	IP WLS BF H R ER SO BB IBB HBP BLK WP HR S P ERA WHIP	IP WLS BF H R ER SO BB IBB HBP BLK WP HR S P ERA WHIP	1B: 3 2B: 0 3B: 2 HR: 1	SF: 1 SAC: 0 DP: 0 HBP: 1	WP: 0 PB: 0 SB: 0 CS: 0	PA: 36
45 Derek Holland, L ERA: 4.9	6.0	W	27	6	5	3	5	1	0	1	0	0	0	0	0	0	0	0	9	13	0.00	0.000
41 Alexi Ogando, R ERA: 2.7	1.0	H	3	0	0	0	2	0	0	0	0	0	0	0	0	0	0	0	9	12	0.00	0.000
37 Mike Adams, R ERA: 2.51	1.0	H	3	0	0	0	2	0	0	0	0	0	0	0	0	0	0	0	9	12	0.00	0.000
36 Joe Nathan, R ERA: 2.54	1.0	S	3	0	0	0	2	0	0	0	0	0	0	0	0	0	0	10	14	0.00	0.000	
Batter	1	2	3	4	5	6	7	8	9	AB	R	H	RBI	BB	SO	LOB	BOTTOM					
5 Ian Kinsler, R OBP: 0.340, SLG: 0.438										4	0	0	0	0	0	2	Tampa Bay Rays @ Texas Rangers Rangers Ballpark in Arlington, Arlington, TX Mon Aug 27 2012, 8:10 PM - 10:57 PM EDT Att: 29,453 - Partly Cloudy - 91 F					
1 Elvis Andrus, R OBP: 0.355, SLG: 0.389										4	2	2	0	0	1	0						
32 Josh Hamilton, L OBP: 0.355, SLG: 0.582										4	1	2	0	0	0	0						
29 Adrian Beltré, R OBP: 0.351, SLG: 0.530										3	1	3	4	1	0	0						
17 Nelson Cruz, R OBP: 0.329, SLG: 0.474										4	1	1	1	0	1	4						
10 Michael Young, R OBP: 0.304, SLG: 0.349										4	1	1	0	0	0	3						
8 Geovany Soto, R OBP: 0.289, SLG: 0.354										4	0	1	0	0	1	1						
23 Craig Gentry, R OBP: 0.375, SLG: 0.388										2	0	0	0	0	0	0						
7 David Murphy, L OBP: 0.390, SLG: 0.488										1	0	0	0	0	0	1						
9 Mike Olt, R OBP: 0.281, SLG: 0.200										3	0	0	1	0	1	1						
18 Mitch Moreland, L OBP: 0.344, SLG: 0.525										1	0	0	0	0	1	1						
Inning Stats	R: 0 H: 0 E: 0 K: 1 S: 5	H: 4 BB: 0 P: 15	R: 3 H: 3 E: 0 K: 1 S: 11	H: 4 BB: 0 P: 15	R: 2 H: 3 E: 0 K: 1 S: 16	H: 3 BB: 0 P: 21	R: 0 H: 0 E: 0 K: 1 S: 12	H: 0 BB: 0 P: 16	R: 1 H: 3 E: 0 K: 1 S: 13	H: 3 BB: 0 P: 18	R: 0 H: 0 E: 0 K: 0 S: 12	H: 0 BB: 0 P: 20	R: 0 H: 0 E: 0 K: 0 S: 5	H: 0 BB: 1 P: 10	R: 0 H: 0 E: 0 K: 1 S: 13	H: 0 BB: 0 P: 18	1B: 7 2B: 1 3B: 0 HR: 2	SF: 0 SAC: 1 DP: 1 HBP: 0	WP: 0 PB: 0 SB: 0 CS: 0	PA: 36		
PITCHER	IP WLS BF H R ER SO BB IBB HBP BLK WP HR S P ERA WHIP	IP WLS BF H R ER SO BB IBB HBP BLK WP HR S P ERA WHIP	IP WLS BF H R ER SO BB IBB HBP BLK WP HR S P ERA WHIP	IP WLS BF H R ER SO BB IBB HBP BLK WP HR S P ERA WHIP	IP WLS BF H R ER SO BB IBB HBP BLK WP HR S P ERA WHIP	IP WLS BF H R ER SO BB IBB HBP BLK WP HR S P ERA WHIP	IP WLS BF H R ER SO BB IBB HBP BLK WP HR S P ERA WHIP	IP WLS BF H R ER SO BB IBB HBP BLK WP HR S P ERA WHIP	IP WLS BF H R ER SO BB IBB HBP BLK WP HR S P ERA WHIP	IP WLS BF H R ER SO BB IBB HBP BLK WP HR S P ERA WHIP	IP WLS BF H R ER SO BB IBB HBP BLK WP HR S P ERA WHIP	IP WLS BF H R ER SO BB IBB HBP BLK WP HR S P ERA WHIP	IP WLS BF H R ER SO BB IBB HBP BLK WP HR S P ERA WHIP	IP WLS BF H R ER SO BB IBB HBP BLK WP HR S P ERA WHIP	IP WLS BF H R ER SO BB IBB HBP BLK WP HR S P ERA WHIP	IP WLS BF H R ER SO BB IBB HBP BLK WP HR S P ERA WHIP	IP WLS BF H R ER SO BB IBB HBP BLK WP HR S P ERA WHIP	IP WLS BF H R ER SO BB IBB HBP BLK WP HR S P ERA WHIP	1B: 7 2B: 1 3B: 0 HR: 2	SF: 0 SAC: 1 DP: 1 HBP: 0	WP: 0 PB: 0 SB: 0 CS: 0	PA: 36
14 David Price, L ERA: 2.53	4.0	L	22	10	6	3	3	0	0	0	0	0	0	0	0	0	0	0	16	26	0.00	0.000
31 Burke Badenhop, R ERA: 3.05	2.0		6	0	0	0	1	0	0	0	0	0	0	0	0	0	0	0	5	10	0.00	1.000
43 Kyle Farnsworth, R ERA: 3.0	1.0		4	0	0	0	0	1	0	0	0	0	0	0	0	0	0	0	13	18	0.00	0.000
40 Wade Davis, R ERA: 2.47	1.0		4	0	0	0	1	0	0	0	0	0	0	0	0	0	0	0	13	18	0.00	0.000

Batter	1	2	3	4	5	6	7	8	9	AB	R	H	RBI	BB	SO	LOB	TOP	
8 Desmond Jennings, R OBP: 0.316, SLG: 0.593										4	2	2	0	1	1	2		
2 B.J. Upton, R OBP: 0.299, SLG: 0.417										5	1	2	3	0	2	3		
18 Ben Zobrist, S OBP: 0.375, SLG: 0.470											5	1	3	1	0	1		
3 Evan Longoria, R OBP: 0.372, SLG: 0.516										5	2	2	3	0	0	2		
7 Jeff Keppinger, R OBP: 0.376, SLG: 0.446											5	0	4	0	0	0		
19 Ryan Roberts, R OBP: 0.304, SLG: 0.346										4	0	0	0	0	3	4		
9 Elliot Johnson, S OBP: 0.312, SLG: 0.348										4	1	1	1	0	0	2		
28 José Molina, R OBP: 0.273, SLG: 0.313										4	0	1	0	0	0	0		
5 Sam Fuld, L OBP: 0.361, SLG: 0.418										4	1	1	0	0	0	2		
Inning Stats	R: 3 H: 4 E: 0 K: 2 S: 16	H: 4 R: 0 ER: 0 LOB: 1 P: 27	R: 3 H: 3 E: 0 K: 0 S: 14	H: 3 R: 0 ER: 0 LOB: 0 P: 23	R: 0 H: 1 E: 0 K: 1 S: 5	H: 1 R: 0 ER: 0 LOB: 1 P: 9	R: 0 H: 1 E: 0 K: 0 S: 7	H: 1 R: 0 ER: 0 LOB: 1 P: 12	R: 0 H: 2 E: 0 K: 2 S: 11	H: 2 R: 0 ER: 0 LOB: 1 P: 16	R: 0 H: 0 E: 1 K: 0 S: 11	H: 0 R: 0 ER: 0 LOB: 1 P: 17	R: 1 H: 2 E: 0 K: 0 S: 10	H: 2 R: 0 ER: 0 LOB: 0 P: 13	1B: 10 2B: 2 HR: 4	SF: 0 SAC: 0 DP: 4 HBP: 0	WP: 1 PB: 0 SB: 2 CS: 0	PA: 41
PITCHER	IP WLS BF H R ER SO BB IBB HBP BLK WP HR S P ERA WHIP																	
54 Matt Harrison, L ERA: 3.3	(1, 1) 5.1 L 27 12 7 7 5 1 0 0 0 0 1 3 58 95 11.81 2.438																	
19 Koji Uehara, R ERA: 1.98	(6, 1) 1.2 6 2 0 0 2 0 0 0 0 0 0 12 17 0.00 1.200																	
28 Robbie Ross Jr., L ERA: 1.78	(8, 1) 1.0 4 0 0 0 0 0 0 0 0 0 0 11 17 0.00 0.000																	
41 Alexi Ogando, R ERA: 2.82	(9, 1) 1.0 4 2 1 1 0 0 0 0 0 0 1 10 13 9.00 2.000																	
Batter	1	2	3	4	5	6	7	8	9	AB	R	H	RBI	BB	SO	LOB	BOTTOM	
5 Ian Kinsler, R OBP: 0.337, SLG: 0.439											5	0	0	0	3	2		
1 Elvis Andrus, R OBP: 0.385, SLG: 0.391											4	1	2	0	0	1		
32 Josh Hamilton, L OBP: 0.356, SLG: 0.585										3	1	2	1	1	1	0		
29 Adrian Beltré, R OBP: 0.348, SLG: 0.524										4	0	0	0	0	4			
17 Nelson Cruz, R OBP: 0.329, SLG: 0.470											4	0	1	1	0	1		
10 Michael Young, R OBP: 0.299, SLG: 0.344										4	0	0	0	0	2			
7 David Murphy, L OBP: 0.390, SLG: 0.486											4	1	2	0	0	0		
18 Mitch Moreland, L OBP: 0.342, SLG: 0.530											4	1	1	2	0	1		
15 Luis Martinez, R OBP: 0.167, SLG: 0.091										3	0	1	0	0	1	0		
8 Geovany Soto, R OBP: 0.289, SLG: 0.352											1	0	0	0	0	1		
Inning Stats	R: 0 H: 2 E: 0 K: 1 S: 14	H: 2 R: 2 ER: 0 LOB: 0 P: 21	R: 1 H: 1 E: 0 K: 0 S: 10	H: 1 R: 0 ER: 0 LOB: 1 P: 19	R: 0 H: 1 E: 0 K: 1 S: 11	H: 1 R: 1 ER: 0 LOB: 1 P: 15	R: 0 H: 0 E: 0 K: 1 S: 12	H: 0 R: 0 ER: 0 LOB: 0 P: 19	R: 0 H: 0 E: 0 K: 2 S: 8	H: 0 R: 0 ER: 0 LOB: 0 P: 14	R: 0 H: 0 E: 0 K: 1 S: 10	H: 0 R: 0 ER: 0 LOB: 0 P: 13	R: 0 H: 1 E: 0 K: 1 S: 8	H: 1 R: 0 ER: 0 LOB: 0 P: 14	1B: 6 2B: 1 3B: 0 HR: 2	SF: 0 SAC: 0 DP: 0 HBP: 0	WP: 2 PB: 0 SB: 0 CS: 0	PA: 37
PITCHER	IP WLS BF H R ER SO BB IBB HBP BLK WP HR S P ERA WHIP																	
53 Alex Cobb, R ERA: 4.39	(1, 1) 4.2 1 0 0 0 0 1 0 0 0 0 0 3 4 0.00 0.000																	
31 Burke Badenhop, R ERA: 3.04	(6, 1) 1.0 W 3 0 0 0 1 0 0 0 0 0 0 12 19 0.00 0.000																	
57 Jake McGee, L ERA: 2.16	(6, 1) 1.0 H 3 0 0 0 2 0 0 0 0 0 0 8 14 0.00 0.000																	
43 Kyle Farnsworth, R ERA: 2.84	(7, 1) 1.0 H 3 0 0 0 1 0 0 0 0 0 0 10 13 0.00 0.000																	
62 Joel Peralta, R ERA: 3.46	(8, 1) 1.0 H 3 0 0 0 1 0 0 0 0 0 0 10 13 0.00 0.000																	
PITCHER	IP WLS BF H R ER SO BB IBB HBP BLK WP HR S P ERA WHIP																	
56 Fernando Rodney, R ERA: 0.75	(9, 1) 1.0 4 1 0 0 1 0 0 0 0 0 0 1 14 0.00 1.000																	

Tampa Bay Rays @ Texas Rangers
Rangers Ballpark in Arlington, Arlington, TX
Wed Aug 29 2012, 7:08 PM - 10:10 PM EDT
Att: 36,176 - Clear - 95 F

AB	40
R	8
H	16
RBI	8
BB	1
SO	7
LOB	16



Tampa Bay Rays @ Texas Rangers
Rangers Ballpark in Arlington, Arlington, TX
Wed Aug 29 2012, 7:08 PM - 10:10 PM EDT
Att: 36,176 - Clear - 95 F

AB	36
R	4
H	9
RBI	4
BB	1
SO	8
LOB	13



Batter	1	2	3	4	5	6	7	8	9	AB	R	H	RBI	BB	SO	LOB	TOP										
8 Desmond Jennings, R OBP: 0.313, SLG: 0.589										4	0	0	0	0	1	2	Tampa Bay Rays @ Toronto Blue Jays Rogers Centre, Toronto, ON Thu Aug 30 2012, 7:10 PM - 9:44 PM EDT Att: 22,711 - Clear - 77 F										
2 B.J. Upton, R OBP: 0.297, SLG: 0.413										4	0	0	0	0	2	0											
18 Ben Zobrist, S OBP: 0.376, SLG: 0.469										3	0	1	0	1	1	0											
3 Evan Longoria, R OBP: 0.370, SLG: 0.509										4	0	1	0	0	1	1											
20 Matt Joyce, L OBP: 0.353, SLG: 0.449										2	0	1	0	0	0	0											
19 Ryan Roberts, R OBP: 0.303, SLG: 0.345										1	0	0	0	0	1	0											
7 Jeff Keppinger, R OBP: 0.377, SLG: 0.447										2	0	1	0	0	0	0											
30 Luke Scott, L OBP: 0.280, SLG: 0.440										3	0	0	0	0	2	3											
59 Jose Lobaton, S OBP: 0.328, SLG: 0.322										3	0	1	0	0	2	2											
5 Sam Fuld, L OBP: 0.347, SLG: 0.400										3	0	0	0	0	1	2											
Inning Stats	R: 0 H: 0 E: 0 K: 0 S: 7	H: 0 LOB: 0 BB: 1 P: 15	R: 0 H: 2 E: 0 K: 1 S: 15	H: 2 LOB: 2 BB: 0 P: 20	R: 0 H: 0 E: 0 K: 3 S: 9	H: 0 LOB: 0 BB: 0 P: 15	R: 0 H: 0 E: 0 K: 2 S: 10	H: 0 LOB: 0 BB: 0 P: 13	R: 0 H: 2 E: 0 K: 1 S: 13	H: 2 LOB: 2 BB: 0 P: 19	R: 0 H: 1 E: 0 K: 0 S: 9	H: 1 LOB: 0 BB: 0 P: 12	R: 0 H: 0 E: 0 K: 2 S: 8	H: 0 LOB: 0 BB: 0 P: 10	R: 0 H: 0 E: 0 K: 1 S: 10	H: 0 LOB: 0 BB: 0 P: 17	R: 0 H: 0 E: 0 K: 1 S: 7	H: 0 LOB: 0 BB: 0 P: 10	1B: 5 2B: 0 3B: 0 HR: 0	SF: 0 SAC: 1 DP: 1 HBP: 0	WP: 0 PB: 0 SB: 0 CS: 1	PA: 32					
PITCHER	IP	WLS	BF	H	R	ER	SO	BB	IBB	HBP	BLK	WP	HR	S	P	ERA	WHIP										
33 Carlos Villanueva, R ERA: 3.1	6.0	W	22	5	0	0	7	1	0	0	0	0	0	63	94	0.00	1.000										
38 Darron Oliver, L ERA: 1.71	1.0	H	3	0	0	0	2	0	0	0	0	0	0	8	10	0.00	0.000										
49 Brad Lincoln, R ERA: 3.13	1.0	H	3	0	0	0	1	0	0	0	0	0	0	10	17	0.00	0.000										
44 Casey Janssen, R ERA: 2.26	1.0	S	3	0	0	0	1	0	0	0	0	0	0	7	10	0.00	0.000										

Batter	1	2	3	4	5	6	7	8	9	AB	R	H	RBI	BB	SO	LOB	BOTTOM										
11 Rajai Davis, R OBP: 0.307, SLG: 0.382										4	0	1	0	0	2	0	Tampa Bay Rays @ Toronto Blue Jays Rogers Centre, Toronto, ON Thu Aug 30 2012, 7:10 PM - 9:44 PM EDT Att: 22,711 - Clear - 77 F										
28 Colby Rasmus, L OBP: 0.292, SLG: 0.424										4	0	0	0	0	1	1											
10 Edwin Encarnación, R OBP: 0.383, SLG: 0.556										3	1	0	0	1	2	0											
26 Adam Lind, L OBP: 0.301, SLG: 0.400										4	1	1	0	0	0	0											
5 Yunel Escobar, R OBP: 0.301, SLG: 0.348										3	0	2	0	1	1	0											
2 Kelly Johnson, L OBP: 0.314, SLG: 0.369										4	0	3	2	0	0	0											
14 Moisés Sierra, R OBP: 0.312, SLG: 0.392										3	0	1	0	1	1	4											
6 Jeff Mathis, R OBP: 0.250, SLG: 0.404										3	0	0	0	1	2	2											
3 Adeiny Hechavarria, R OBP: 0.228, SLG: 0.296										3	0	0	0	0	1	2											
Inning Stats	R: 2 H: 2 E: 0 K: 2 S: 14	H: 2 LOB: 2 BB: 2 P: 29	R: 0 H: 1 E: 0 K: 1 S: 10	H: 1 LOB: 1 BB: 0 P: 12	R: 0 H: 2 E: 0 K: 1 S: 9	H: 2 LOB: 2 BB: 0 P: 14	R: 0 H: 0 E: 0 K: 1 S: 8	H: 0 LOB: 0 BB: 0 P: 12	R: 0 H: 0 E: 0 K: 1 S: 7	H: 0 LOB: 0 BB: 0 P: 11	R: 0 H: 1 E: 0 K: 1 S: 11	H: 1 LOB: 1 BB: 1 P: 20	R: 0 H: 0 E: 0 K: 2 S: 8	H: 0 LOB: 0 BB: 0 P: 13	R: 0 H: 2 E: 0 K: 1 S: 13	H: 2 LOB: 2 BB: 1 P: 25		R: 0 H: 0 E: 0 K: 1 S: 7	H: 0 LOB: 0 BB: 0 P: 10	1B: 7 2B: 1 3B: 0 HR: 0	SF: 0 SAC: 0 DP: 0 HBP: 0	WP: 0 PB: 0 SB: 0 CS: 0	PA: 35				
PITCHER	IP	WLS	BF	H	R	ER	SO	BB	IBB	HBP	BLK	WP	HR	S	P	ERA	WHIP										
55 Matt Moore, L ERA: 3.58	6.0	L	27	6	2	2	7	3	0	0	0	0	0	59	98	3.00	1.500										
40 Wade Davis, R ERA: 2.53	1.0		3	0	0	0	2	0	0	0	0	0	0	8	13	0.00	0.000										
39 J.P. Howell, L ERA: 2.53	0.2		3	2	0	0	0	0	0	0	0	0	0	7	13	0.00	3.000										
31 Burke Badenhop, R ERA: 3.02	0.1		2	0	0	0	1	1	0	0	0	0	0	6	12	0.00	3.000										

livebaseballscores.com



Batter	1	2	3	4	5	6	7	8	9	AB	R	H	RBI	BB	SO	LOB	TOP										
8 Desmond Jennings, R OBP: 0.315, SLG: 0.400										4	1	2	1	0	0	0	Tampa Bay Rays @ Toronto Blue Jays Rogers Centre, Toronto, ON Fri Aug 31 2012, 7:10 PM - 9:36 PM EDT Att: 20,158 - Clear - 88 F										
2 B.J. Upton, R OBP: 0.299, SLG: 0.414										4	0	2	0	0	1	1											
18 Ben Zobrist, S OBP: 0.374, SLG: 0.465										4	0	0	0	0	1	2											
3 Evan Longoria, R OBP: 0.362, SLG: 0.497										4	0	0	0	0	1	2											
20 Matt Joyce, L OBP: 0.322, SLG: 0.444										3	0	0	0	1	2	1											
7 Jeff Kempinger, R OBP: 0.382, SLG: 0.455										4	0	3	0	0	0	0											
9 Elliot Johnson, S OBP: 0.312, SLG: 0.348										0	0	0	0	0	0	0											
30 Luke Scott, L OBP: 0.276, SLG: 0.433										4	0	0	0	0	2	4											
19 Ryan Roberts, R OBP: 0.305, SLG: 0.349										4	0	2	0	0	1	2											
28 José Molina, R OBP: 0.270, SLG: 0.308										3	0	0	0	0	1	3											
23 Carlos Peña, L OBP: 0.319, SLG: 0.341										1	0	1	0	0	0	0											
Inning Stats	R: 0 E: 0 K: 0 S: 11	H: 1 LOB: 1 BB: 0 P: 13	R: 0 E: 0 K: 1 S: 11	H: 2 LOB: 2 BB: 1 P: 21	R: 1 E: 0 K: 0 S: 9	H: 2 LOB: 1 BB: 0 P: 13	R: 0 E: 0 K: 1 S: 10	H: 1 LOB: 0 BB: 0 P: 16	R: 0 E: 0 K: 2 S: 7	H: 0 LOB: 0 BB: 0 P: 13	R: 0 E: 0 K: 3 S: 11	H: 1 LOB: 1 BB: 0 P: 14	R: 0 E: 0 K: 3 S: 11	H: 0 LOB: 0 BB: 0 P: 18	R: 0 E: 0 K: 1 S: 10	H: 2 LOB: 2 BB: 0 P: 13		1B: 6 2B: 3 3B: 0 HR: 1	SF: 0 SAC: 0 DP: 0 HBP: 0	WP: 0 PB: 0 SB: 0 CS: 0	PA: 36						
PITCHER	IP	WLS	BF	H	R	ER	SO	BB	IBB	HBP	BLK	WP	HR	S	P	ERA	WHIP										
23 Brandon Morrow, R ERA: 2.93	6.2	W	28	8	1	1	5	1	0	0	0	0	1	67	102	1.35	1.350										
50 Steve Delabar, R ERA: 3.74	1.1	H	4	0	0	0	3	0	0	0	0	0	0	12	20	0.00	0.000										
44 Casey Janssen, R ERA: 2.22	1.0	S	4	2	0	0	1	0	0	0	0	0	0	10	13	0.00	2.000										

Batter	1	2	3	4	5	6	7	8	9	AB	R	H	RBI	BB	SO	LOB	BOTTOM											
11 Rajai Davis, R OBP: 0.305, SLG: 0.378										3	0	0	0	0	1	0	Tampa Bay Rays @ Toronto Blue Jays Rogers Centre, Toronto, ON Fri Aug 31 2012, 7:10 PM - 9:36 PM EDT Att: 20,158 - Clear - 88 F											
28 Colby Rasmus, L OBP: 0.291, SLG: 0.421										3	0	0	0	0	1	0												
10 Edwin Encarnación, R OBP: 0.385, SLG: 0.565										3	1	2	1	0	0	0												
26 Adam Lind, L OBP: 0.301, SLG: 0.399										3	0	1	0	0	1	1												
5 Yunel Escobar, R OBP: 0.299, SLG: 0.346										3	0	0	0	0	2	2												
2 Kelly Johnson, L OBP: 0.314, SLG: 0.367										2	0	0	0	1	0	1												
14 Moisés Sierra, R OBP: 0.313, SLG: 0.429										3	1	1	1	0	0	1												
6 Jeff Mathis, R OBP: 0.246, SLG: 0.398										3	0	0	0	0	0	0												
18 Mike McCoy, R OBP: 0.224, SLG: 0.239										3	0	0	0	0	0	0												
Inning Stats	R: 0 E: 0 K: 1 S: 8	H: 0 LOB: 0 BB: 0 P: 11	R: 0 E: 0 K: 0 S: 9	H: 0 LOB: 0 BB: 0 P: 14	R: 1 E: 0 K: 0 S: 9	H: 1 LOB: 0 BB: 0 P: 11	R: 1 E: 0 K: 0 S: 6	H: 2 LOB: 0 BB: 0 P: 12	R: 0 E: 0 K: 0 S: 3	H: 0 LOB: 0 BB: 1 P: 9	R: 0 E: 0 K: 1 S: 8	H: 0 LOB: 0 BB: 0 P: 13	R: 0 E: 0 K: 1 S: 11	H: 1 LOB: 0 BB: 0 P: 15	R: 0 E: 0 K: 0 S: 8	H: 0 LOB: 0 BB: 0 P: 11		1B: 2 2B: 0 3B: 0 HR: 2	SF: 0 SAC: 0 DP: 2 HBP: 0	WP: 0 PB: 0 SB: 0 CS: 0	PA: 27							
PITCHER	IP	WLS	BF	H	R	ER	SO	BB	IBB	HBP	BLK	WP	HR	S	P	ERA		WHIP										
58 Jeremy Hellickson, R ERA: 3.41	6.0	L	21	4	2	2	2	1	0	0	0	0	0	46	74	3.00		0.833										
57 Jake McGee, L ERA: 2.11	1.0		3	0	0	0	1	0	0	0	0	0	0	8	11	0.00	0.000											
43 Kyle Farnsworth, R ERA: 2.7	1.0		3	0	0	0	0	0	0	0	0	0	0	8	11	0.00	0.000											

AB	35
R	1
H	10
RBI	1
BB	1
SO	9
LOB	15



AB	26
R	2
H	4
RBI	2
BB	1
SO	3
LOB	5




Batter	1	2	3	4	5	6	7	8	9	AB	R	H	RBI	BB	SO	LOB	TOP						
8 Desmond Jennings, R OBP: 0.317, SLG: 0.481 5 Sam Fuld, L OBP: 0.351, SLG: 0.403										4	2	3	1	0	0	0							
2 B.J. Upton, R OBP: 0.300, SLG: 0.416 9 Elliot Johnson, S OBP: 0.310, SLG: 0.345										3	1	1	0	0	1	1							
18 Ben Zobrist, S OBP: 0.375, SLG: 0.466 24 Rich Thompson, L OBP: 0.190, SLG: 0.105										4	0	2	2	0	0	1							
3 Evan Longoria, R OBP: 0.367, SLG: 0.503 15 Reid Brignac, L OBP: 0.158, SLG: 0.111										4	1	2	1	0	0	4							
7 Jeff Keppinger, R OBP: 0.379, SLG: 0.451 30 Luke Scott, L OBP: 0.274, SLG: 0.430										3	0	1	1	0	0	2							
13 Ben Francisco, R OBP: 0.300, SLG: 0.400										4	1	2	2	1	1	1							
23 Carlos Pena, L OBP: 0.321, SLG: 0.347										3	2	2	1	2	1	1							
19 Ryan Roberts, R OBP: 0.303, SLG: 0.357										5	1	1	0	0	1	5							
28 José Molina, R OBP: 0.274, SLG: 0.308 16 Chris Gimenez, R OBP: 0.247, SLG: 0.217										3	1	1	1	1	0	0							
Inning Stats	R: 1 E: 0 K: 0 S: 11	H: 2 LOB: 1 BB: 0 P: 18	R: 6 E: 0 K: 1 S: 20	H: 6 LOB: 1 BB: 3 P: 30	R: 1 E: 0 K: 0 S: 7	H: 1 LOB: 0 BB: 0 P: 9	R: 1 E: 0 K: 1 S: 15	H: 3 LOB: 3 BB: 1 P: 25	R: 0 E: 0 K: 1 S: 9	H: 2 LOB: 0 BB: 0 P: 12	R: 0 E: 0 K: 1 S: 6	H: 1 LOB: 1 BB: 0 P: 6	R: 0 E: 0 K: 1 S: 13	H: 1 LOB: 2 BB: 1 P: 24	R: 0 E: 0 K: 2 S: 9	H: 0 LOB: 1 BB: 1 P: 14	R: 0 E: 0 K: 1 S: 10	H: 2 LOB: 1 BB: 0 P: 15	1B: 12 2B: 4 3B: 0 HR: 2	SF: 0 SAC: 1 DP: 1 HBP: 0	WP: 1 PB: 0 SB: 1 CS: 0	PA: 48	
PITCHER	IP WLS BF H R ER SO BB IBB HBP BLK WP HR S P ERA WHIP	IP WLS BF H R ER SO BB IBB HBP BLK WP HR S P ERA WHIP	IP WLS BF H R ER SO BB IBB HBP BLK WP HR S P ERA WHIP	IP WLS BF H R ER SO BB IBB HBP BLK WP HR S P ERA WHIP	IP WLS BF H R ER SO BB IBB HBP BLK WP HR S P ERA WHIP	IP WLS BF H R ER SO BB IBB HBP BLK WP HR S P ERA WHIP	IP WLS BF H R ER SO BB IBB HBP BLK WP HR S P ERA WHIP	IP WLS BF H R ER SO BB IBB HBP BLK WP HR S P ERA WHIP	IP WLS BF H R ER SO BB IBB HBP BLK WP HR S P ERA WHIP	IP WLS BF H R ER SO BB IBB HBP BLK WP HR S P ERA WHIP	IP WLS BF H R ER SO BB IBB HBP BLK WP HR S P ERA WHIP	IP WLS BF H R ER SO BB IBB HBP BLK WP HR S P ERA WHIP	IP WLS BF H R ER SO BB IBB HBP BLK WP HR S P ERA WHIP	IP WLS BF H R ER SO BB IBB HBP BLK WP HR S P ERA WHIP	IP WLS BF H R ER SO BB IBB HBP BLK WP HR S P ERA WHIP	IP WLS BF H R ER SO BB IBB HBP BLK WP HR S P ERA WHIP	IP WLS BF H R ER SO BB IBB HBP BLK WP HR S P ERA WHIP	IP WLS BF H R ER SO BB IBB HBP BLK WP HR S P ERA WHIP	IP WLS BF H R ER SO BB IBB HBP BLK WP HR S P ERA WHIP	IP WLS BF H R ER SO BB IBB HBP BLK WP HR S P ERA WHIP	IP WLS BF H R ER SO BB IBB HBP BLK WP HR S P ERA WHIP	IP WLS BF H R ER SO BB IBB HBP BLK WP HR S P ERA WHIP	IP WLS BF H R ER SO BB IBB HBP BLK WP HR S P ERA WHIP

Tampa Bay Rays @ Toronto Blue Jays
Rogers Centre, Toronto, ON
Sun Sep 02 2012, 1:10 PM - 4:06 PM EDT
Att: 18,568 - Sunny - 72 F

livebaseballscorecards.com

AB 43
R 9
H 18
RBI 9
BB 4
SO 6
LOB 23




Batter	1	2	3	4	5	6	7	8	9	AB	R	H	RBI	BB	SO	LOB	BOTTOM						
11 Rajai Davis, R OBP: 0.305, SLG: 0.372										4	1	0	0	1	2	0							
28 Colby Rasmus, L OBP: 0.297, SLG: 0.421										4	1	2	0	0	0	0							
10 Edwin Encarnación, R OBP: 0.384, SLG: 0.574										4	1	1	3	0	1	1							
26 Adam Lind, L OBP: 0.302, SLG: 0.394										4	0	1	1	1	1	1							
5 Yunel Escobar, R OBP: 0.301, SLG: 0.346										3	0	1	0	1	2								
8 Yovit Torresblat, R OBP: 0.310, SLG: 0.356										4	0	1	0	0	0	3							
14 Moisés Sierra, R OBP: 0.284, SLG: 0.388										4	0	0	0	0	1	4							
18 Mike McCoy, R OBP: 0.245, SLG: 0.265										3	0	1	0	1	0	0							
3 Adeiny Hechavarria, R OBP: 0.234, SLG: 0.311										4	1	1	0	0	0	5							
Inning Stats	R: 0 E: 0 K: 1 S: 8	H: 0 LOB: 0 BB: 0 P: 13	R: 0 E: 0 K: 0 S: 14	H: 0 LOB: 3 BB: 3 P: 29	R: 0 E: 0 K: 2 S: 7	H: 0 LOB: 1 BB: 0 P: 9	R: 0 E: 0 K: 1 S: 12	H: 2 LOB: 2 BB: 0 P: 17	R: 0 E: 0 K: 1 S: 7	H: 0 LOB: 0 BB: 0 P: 10	R: 0 E: 0 K: 0 S: 7	H: 1 LOB: 1 BB: 0 P: 10	R: 2 E: 0 K: 0 S: 14	H: 3 LOB: 2 BB: 1 P: 20	R: 0 E: 0 K: 1 S: 5	H: 0 LOB: 0 BB: 0 P: 7	R: 2 E: 0 K: 0 S: 11	H: 2 LOB: 0 BB: 0 P: 14	1B: 6 2B: 1 3B: 0 HR: 1	SF: 1 SAC: 0 DP: 0 HBP: 1	WP: 0 PB: 0 SB: 0 CS: 0	PA: 40	
PITCHER	IP WLS BF H R ER SO BB IBB HBP BLK WP HR S P ERA WHIP	IP WLS BF H R ER SO BB IBB HBP BLK WP HR S P ERA WHIP	IP WLS BF H R ER SO BB IBB HBP BLK WP HR S P ERA WHIP	IP WLS BF H R ER SO BB IBB HBP BLK WP HR S P ERA WHIP	IP WLS BF H R ER SO BB IBB HBP BLK WP HR S P ERA WHIP	IP WLS BF H R ER SO BB IBB HBP BLK WP HR S P ERA WHIP	IP WLS BF H R ER SO BB IBB HBP BLK WP HR S P ERA WHIP	IP WLS BF H R ER SO BB IBB HBP BLK WP HR S P ERA WHIP	IP WLS BF H R ER SO BB IBB HBP BLK WP HR S P ERA WHIP	IP WLS BF H R ER SO BB IBB HBP BLK WP HR S P ERA WHIP	IP WLS BF H R ER SO BB IBB HBP BLK WP HR S P ERA WHIP	IP WLS BF H R ER SO BB IBB HBP BLK WP HR S P ERA WHIP	IP WLS BF H R ER SO BB IBB HBP BLK WP HR S P ERA WHIP	IP WLS BF H R ER SO BB IBB HBP BLK WP HR S P ERA WHIP	IP WLS BF H R ER SO BB IBB HBP BLK WP HR S P ERA WHIP	IP WLS BF H R ER SO BB IBB HBP BLK WP HR S P ERA WHIP	IP WLS BF H R ER SO BB IBB HBP BLK WP HR S P ERA WHIP	IP WLS BF H R ER SO BB IBB HBP BLK WP HR S P ERA WHIP	IP WLS BF H R ER SO BB IBB HBP BLK WP HR S P ERA WHIP	IP WLS BF H R ER SO BB IBB HBP BLK WP HR S P ERA WHIP	IP WLS BF H R ER SO BB IBB HBP BLK WP HR S P ERA WHIP	IP WLS BF H R ER SO BB IBB HBP BLK WP HR S P ERA WHIP	IP WLS BF H R ER SO BB IBB HBP BLK WP HR S P ERA WHIP

Tampa Bay Rays @ Toronto Blue Jays
Rogers Centre, Toronto, ON
Sun Sep 02 2012, 1:10 PM - 4:06 PM EDT
Att: 18,568 - Sunny - 72 F

livebaseballscorecards.com

AB 34
R 4
H 8
RBI 4
BB 4
SO 6
LOB 16



Batter	1	2	3	4	5	6	7	8	9	AB	R	H	RBI	BB	SO	LOB	TOP			
2 Derek Jeter, R (1, 6) OBP: 0.360, SLG: 0.440	F FC 93 B FF 95 C CH 94 X FF 94		X FF 93		B FC 91 X FF 91			C FC 91 B CH 85 F FF 90		3	0	0	0	1	0	0	New York Yankees @ Tampa Bay Rays Tropicana Field, St. Petersburg, FL Mon Sep 03 2012, 1:13 PM - 4:11 PM EDT Att: 28,585 - Dome - 72 F			
33 Nick Swisher, S (1, 3) OBP: 0.353, SLG: 0.476	S FF 93 C CH 86 B CH 87 S CH 87		C KC 79 B KC 86 F FC 91 X FC 91		F CH 86 B FC 92 F FC 91 S FC 91			C CH 80 F FC 91 1 SAFE D CH 84		4	0	0	0	0	2	1				
24 Robinson Cano, L (1, 4) OBP: 0.366, SLG: 0.544	X FF 93			C FC 93 X KC 81	B CH 91 B CH 86 F FC 90 X FC 93			B CH 86 F FC 91 B FC 91 X KC 82		4	1	1	0	0	0	0				
13 Alex Rodriguez, R (1, 10) OBP: 0.356, SLG: 0.447		X FF 92		B FF 93 D KC 83 X FF 93	2-1 27 3B		C FF 90 X FF 90		F SI 96 S CH 84	4	1	1	0	0	1	0				
12 Eric Chavez, L (1, 5) OBP: 0.346, SLG: 0.494	B FF 93 C FC 93 B CH 86 F FC 90	4-2 55 FC4-6		X SI 92	0-0 27 3B		C FC 90 B KC 79 S FC 90 X CH 86		X SI 97	2	0	0	1	1	0	0		0		
26 Eduardo Núñez, R (9, PR) OBP: 0.355, SLG: 0.370										0	0	0	0	0	0	0		0		
27 Raul Ibanez, L (1, 7) OBP: 0.301, SLG: 0.435		B SI 92 B SI 93 C CH 86 B SI 92 B FF 92	4-1 55 FC4-6		1 SAFE S KC 82 B KC 80 X SI 92		F FC 90 B KC 81 X KC 80		B SI 97 D SI 96	3	1	1	1	1	0	1				
55 Russell Martin, R (1, 2) OBP: 0.303, SLG: 0.363		X FC 92		D KC 82 B CH 86 X FF 93	2-0 55 1B					3	0	2	1	0	0	2				
14 Curtis Granderson, L (9, PH) OBP: 0.326, SLG: 0.483										1	0	0	0	0	1	2				
31 Ichiro Suzuki, L (1, 9) OBP: 0.292, SLG: 0.366			C SI 93 B FF 94 D CH 87 F FC 94		1 SAFE T FF 92 B FF 91 F FC 93 F FC 93 F FC 93 F FC 93		C FC 92 B FC 93 X KC 81			3	0	0	0	0	2	4				
60 Chris Dickerson, L (1, 8) OBP: 0.400, SLG: 1.000			F FF 93 F CH 85 X CH 86		B CH 85 B CH 86 C FC 91					3	0	0	0	0	1	2				
Inning Stats	R: 0 E: 0 K: 1 S: 7	H: 0 LOB: 0 BB: 0 P: 11	R: 0 E: 0 K: 1 S: 9	H: 0 LOB: 2 BB: 2 P: 20	R: 0 E: 0 K: 0 S: 9	H: 0 LOB: 0 BB: 0 P: 11	R: 3 E: 0 K: 2 S: 15	H: 4 LOB: 1 BB: 0 P: 25	R: 0 E: 0 K: 0 S: 7	H: 0 LOB: 0 BB: 0 P: 10	R: 0 E: 0 K: 0 S: 7	H: 1 LOB: 0 BB: 0 P: 10	R: 0 E: 0 K: 0 S: 13	H: 0 LOB: 0 BB: 1 P: 21	R: 0 E: 1 K: 2 S: 8	H: 0 LOB: 2 BB: 0 P: 13	1B: 3 2B: 1 3B: 1 HR: 0	SF: 1 SAC: 0 DP: 2 HBP: 0	WP: 0 PB: 0 SB: 2 CS: 0	PA: 34
PITCHER	IP WLS BF H R ER SO BB IBB HBP BLK WP HR S P ERA WHIP																			
33 James Shields, R (1, 1) ERA: 3.88	8.0 W 30 5 3 3 5 3 0 0 0 0 0 0 74 121 3.38 1.000																			
56 Fernando Rodney, R (9, 1) ERA: 0.72	1.0 S 4 0 0 0 2 0 0 0 0 0 0 0 8 13 0.00 0.000																			

AB	30
R	3
H	5
RBI	3
BB	3
SO	7
LOB	12



Batter	1	2	3	4	5	6	7	8	9	AB	R	H	RBI	BB	SO	LOB	BOTTOM			
8 Desmond Jennings, R (1, 7) OBP: 0.317, SLG: 0.400	B FF 90 B SI 92 F SI 92 X SL 81	B CH 86 R SI 94 X CH 86		B CU 78 B CU 78 X SI 93		X SI 91				4	0	1	0	0	0	4	New York Yankees @ Tampa Bay Rays Tropicana Field, St. Petersburg, FL Mon Sep 03 2012, 1:13 PM - 4:11 PM EDT Att: 28,585 - Dome - 72 F			
2 B.J. Upton, R (1, 8) OBP: 0.302, SLG: 0.422	X SI 92		S SI 94 B CH 88 B SI 94 X SI 92		B SI 92 S SI 92 B CH 80 B SI 94 B CH 86		B CH 85 C FC 92 F FC 93 B SI 94 F FC 93 F FC 93 S CH 87			3	2	1	1	1	1	1				
18 Ben Zobrist, S (1, 10) OBP: 0.375, SLG: 0.464	C SI 92 F SI 92 S SI 92		B CU 78 X CU 78		F CH 86 X SI 94		B SI 93 L CH 87 F FC 93 X SI 93			4	0	1	0	0	1	1				
3 Evan Longoria, R (1, 5) OBP: 0.365, SLG: 0.497	B SI 92 C FC 93 B SI 93 X SI 93		B SI 94 X CH 87		C CU 78 D SL 83 X SL 82		B SI 92 B SI 92 B SI 92 X SI 94			4	0	1	1	0	0	2				
15 Reid Brignac, L (8, 6) OBP: 0.158, SLG: 0.111										0	0	0	0	0	0	0				
7 Jeff Keppinger, R (1, 3) OBP: 0.381, SLG: 0.451		C FF 92 X SI 93		C SL 79 X SI 94		B CU 78 B CH 87 X CH 86		B FC 90 X FC 90		4	1	2	0	0	0	2				
24 Rich Thompson, L (8, PR) OBP: 0.190, SLG: 0.105										0	0	0	0	0	0	0				
23 Carlos Pena, L (9, 3) OBP: 0.321, SLG: 0.347										0	0	0	0	0	0	0				
13 Ben Francisco, R (1, 9) OBP: 0.299, SLG: 0.396		B CU 78 X SI 93		B SI 96 X CH 86		D CH 87 C CH 87 F FC 93 F SL 80 D SL 81 F CH 86 S SL 81		B FC 91 1 SAFE P PO 86 F FC 89 B FC 86 B FC 86 X FC 91		4	0	1	0	0	1	3				
19 Ryan Roberts, R (1, 4) OBP: 0.303, SLG: 0.356		C SI 90 B CH 87 B SI 94 C FC 91		C CU 77 B SL 81 B CH 87 X CH 87		B CH 86 X SI 92				4	1	1	0	0	1	2				
16 Chris Gimenez, R (1, 2) OBP: 0.273, SLG: 0.236		F FC 93 B SI 94 X SL 82		C SI 96 B SI 94 F SI 95 X CH 88		B SI 93 B CH 86 B SI 91 B FF 93		1 SAFE B FC 91 F FC 92 1 SAFE B FC 91 B FC 91 B FC 91 X FC 96		3	0	2	2	1	0	0				
28 José Molina, R (9, 2) OBP: 0.274, SLG: 0.308										0	0	0	0	0	0	0				
9 Elliot Johnson, S (1, 6) OBP: 0.309, SLG: 0.347		F SI 94 F SI 96 X SL 82		X FF 96		B CU 78 L CH 86 X SL 81		S FC 91 S FC 91 B CH 85 1 SAFE S FC 92		4	0	1	0	0	1	4				
Inning Stats	R: 0 E: 0 K: 1 S: 9	H: 1 LOB: 1 BB: 0 P: 13	R: 1 E: 0 K: 1 S: 16	H: 3 LOB: 0 BB: 0 P: 23	R: 1 E: 0 K: 0 S: 7	H: 2 LOB: 1 BB: 0 P: 12	R: 0 E: 0 K: 0 S: 7	H: 1 LOB: 0 BB: 0 P: 13	R: 1 E: 0 K: 1 S: 12	H: 1 LOB: 1 BB: 1 P: 21	R: 0 E: 0 K: 0 S: 6	H: 0 LOB: 1 BB: 1 P: 13	R: 0 E: 0 K: 1 S: 15	H: 0 LOB: 0 BB: 0 P: 21	R: 1 E: 0 K: 1 S: 11	H: 3 LOB: 1 BB: 0 P: 18	1B: 9 2B: 1 3B: 0 HR: 1	SF: 0 SAC: 0 DP: 0 HBP: 0	WP: 0 PB: 0 SB: 3 CS: 1	PA: 36
PITCHER	IP WLS BF H R ER SO BB IBB HBP BLK WP HR S P ERA WHIP																			
52 CC Sabathia, L (1, 1) ERA: 3.42	7.0 L 5 3 1 1 1 0 0 0 0 0 0 0 11 16 3.86 1.429																			
30 David Robertson, R (8, 1) ERA: 2.26	1.0 L 5 3 1 1 1 0 0 0 0 0 0 0 11 18 9.00 3.000																			

AB	34
R	4
H	11
RBI	4
BB	2
SO	5
LOB	19



Batter	1	2	3	4	5	6	7	8	9	AB	R	H	RBI	BB	SO	LOB	TOP						
2 Derek Jeter, R OBP: 0.363, SLG: 0.443										5	1	3	0	0	1	1	New York Yankees @ Tampa Bay Rays Tropicana Field, St. Petersburg, FL Wed Sep 05 2012, 7:12 PM - 10:19 PM EDT Att: 16,711 - Dome - 72 F AB 34 R 6 H 8 RBI 4 BB 2 SO 15 LOB 11						
33 Nick Swisher, S OBP: 0.343, SLG: 0.468										4	0	0	0	0	2	5							
24 Robinson Cano, L OBP: 0.366, SLG: 0.545										2	1	0	0	2	1	1							
13 Alex Rodriguez, R OBP: 0.354, SLG: 0.445										4	1	1	1	0	2	2							
55 Russell Martin, R OBP: 0.305, SLG: 0.376										4	1	2	3	0	1	0							
14 Curtis Granderson, L OBP: 0.323, SLG: 0.476										4	0	0	0	0	2	1							
22 Andrew Jones, R OBP: 0.285, SLG: 0.420										3	0	1	0	0	1	1							
31 Ichiro Suzuki, L OBP: 0.291, SLG: 0.364										1	1	0	0	0	0	0							
43 Steve Pearce, R OBP: 0.329, SLG: 0.382										3	1	1	0	0	1	0							
12 Eric Chavez, L OBP: 0.343, SLG: 0.490										1	0	0	0	0	1	0							
60 Chris Dickerson, L OBP: 0.375, SLG: 0.714										0	0	0	0	0	0	0							
17 Jayson Nix, R OBP: 0.315, SLG: 0.409										3	0	0	0	0	3	0							
Inning Stats	R: 0 E: 0 K: 1 S: 8	H: 1 LOB: 0 BB: 0 P: 12	R: 0 E: 0 K: 2 S: 8	H: 0 LOB: 0 BB: 0 P: 14	R: 0 E: 0 K: 3 S: 10	H: 0 LOB: 0 BB: 0 P: 14	R: 3 E: 0 K: 0 S: 14	H: 3 LOB: 1 BB: 1 P: 23	R: 0 E: 0 K: 1 S: 11	H: 1 LOB: 0 BB: 0 P: 17	R: 1 E: 0 K: 2 S: 13	H: 1 LOB: 0 BB: 0 P: 17	R: 2 E: 1 K: 1 S: 11	H: 2 LOB: 2 BB: 1 P: 22	R: 0 E: 0 K: 2 S: 7	H: 0 LOB: 0 BB: 0 P: 8		R: 0 E: 0 K: 3 S: 10	H: 0 LOB: 0 BB: 0 P: 12	1B: 4 2B: 3 3B: 0 HR: 1	SF: 0 SAC: 1 DP: 1 HBP: 0	WP: 0 PB: 0 SB: 1 CS: 0	PA: 37
PITCHER	IP WLS BF H R ER SO BB IBB HBP BLK WP HR S P ERA WHIP																						
55 Matt Moore, L ERA: 3.66	6.1 L 27 8 6 4 9 1 0 0 0 0 0 1 68 103 5.68 1.421																						
43 Kyle Farnsworth, R ERA: 2.51	0.2 4 0 0 0 1 0 1 0 0 0 0 0 7 16 0.00 0.000																						
57 Jake McGee, L ERA: 2.01	1.0 3 0 0 0 2 0 0 0 0 0 0 0 7 8 0.00 0.000																						
40 Wade Davis, R ERA: 2.29	1.0 3 0 0 0 3 0 0 0 0 0 0 0 10 12 0.00 0.000																						

Batter	1	2	3	4	5	6	7	8	9	AB	R	H	RBI	BB	SO	LOB	BOTTOM					
5 Sam Fuld, L OBP: 0.363, SLG: 0.405										2	2	1	0	1	0	2	New York Yankees @ Tampa Bay Rays Tropicana Field, St. Petersburg, FL Wed Sep 05 2012, 7:12 PM - 10:19 PM EDT Att: 16,711 - Dome - 72 F AB 34 R 4 H 9 RBI 4 BB 3 SO 7 LOB 12					
13 Ben Francisco, R OBP: 0.295, SLG: 0.390										2	0	0	0	0	1	0						
8 Desmond Jennings, R OBP: 0.320, SLG: 0.426										3	1	1	0	1	0	0						
18 Ben Zobrist, S OBP: 0.373, SLG: 0.464										4	0	1	2	0	2	2						
3 Evan Longoria, R OBP: 0.370, SLG: 0.511										4	0	2	1	0	0	1						
20 Matt Joyce, L OBP: 0.349, SLG: 0.449										4	0	1	0	0	1	3						
30 Luke Scott, L OBP: 0.274, SLG: 0.439										4	1	1	1	0	0	1						
7 Jeff Keppinger, R OBP: 0.375, SLG: 0.443										4	0	1	0	0	1	0						
59 Jose Lobaton, S OBP: 0.333, SLG: 0.327										2	0	1	0	1	1	0						
2 B.J. Upton, R OBP: 0.303, SLG: 0.431										1	0	0	0	0	1	0						
16 Chris Gimenez, R OBP: 0.273, SLG: 0.236										0	0	0	0	0	0	0						
9 Elliot Johnson, S OBP: 0.306, SLG: 0.344										3	0	0	0	0	0	3						
23 Carlos Pena, L OBP: 0.323, SLG: 0.345										1	0	0	0	0	0	0						
Inning Stats	R: 1 E: 0 K: 2 S: 13	H: 2 LOB: 1 BB: 0 P: 18	R: 0 E: 0 K: 0 S: 10	H: 2 LOB: 2 BB: 0 P: 16	R: 0 E: 0 K: 0 S: 8	H: 0 LOB: 0 BB: 0 P: 15	R: 0 E: 0 K: 0 S: 6	H: 1 LOB: 0 BB: 0 P: 9	R: 2 E: 0 K: 1 S: 16	H: 2 LOB: 1 BB: 1 P: 28	R: 1 E: 0 K: 0 S: 8	H: 1 LOB: 0 BB: 1 P: 15	R: 0 E: 0 K: 2 S: 10	H: 1 LOB: 2 BB: 1 P: 17	R: 0 E: 0 K: 2 S: 8	H: 0 LOB: 0 BB: 0 P: 14		R: 0 E: 0 K: 0 S: 7	H: 0 LOB: 0 BB: 0 P: 12	1B: 6 2B: 1 3B: 1 HR: 1	SF: 0 SAC: 1 DP: 1 HBP: 0	WP: 0 PB: 0 SB: 0 CS: 0
PITCHER	IP WLS BF H R ER SO BB IBB HBP BLK WP HR S P ERA WHIP																					
18 Hiroki Kuroda, R ERA: 3.14	6.0 W 27 8 4 4 3 2 0 0 0 0 0 0 7 61 6.00 1.667																					
48 Boone Logan, L ERA: 3.66	0.2 H 3 0 0 0 2 1 0 0 0 0 0 0 7 13 0.00 1.500																					
30 David Robertson, R ERA: 2.22	1.1 H 5 1 0 0 2 0 0 0 0 0 0 0 11 18 0.00 0.750																					
29 Rafael Soriano, R ERA: 1.94	1.0 S 3 0 0 0 0 0 0 0 0 0 0 0 7 12 0.00 0.000																					

Batter	1	2	3	4	5	6	7	8	9	AB	R	H	RBI	BB	SO	LOB	TOP					
5 Ian Kinsler, R OBP: 0.331, SLG: 0.432										4	0	0	0	0	0	0						
1 Elvis Andrus, R OBP: 0.358, SLG: 0.386										4	0	0	0	0	2	0						
32 Josh Hamilton, L OBP: 0.356, SLG: 0.583										3	0	0	0	0	2	1						
29 Adrian Beltré, R OBP: 0.352, SLG: 0.550										3	0	0	0	0	1	1						
17 Nelson Cruz, R OBP: 0.323, SLG: 0.456										3	0	1	0	0	0	0						
10 Michael Young, R OBP: 0.295, SLG: 0.355										3	0	0	0	0	0	1						
7 David Murphy, L OBP: 0.393, SLG: 0.495										3	0	1	0	0	0	0						
8 Geovany Soto, R OBP: 0.286, SLG: 0.353										3	0	0	0	0	2	1						
18 Mitch Moreland, L OBP: 0.331, SLG: 0.502										3	0	0	0	0	1	0						
Inning Stats	R: 0 H: 0 E: 1 K: 1 S: 9	H: 0 LOB: 1 BB: 0 P: 11	R: 0 H: 1 E: 0 K: 0 S: 7	H: 1 LOB: 0 BB: 0 P: 12	R: 0 H: 0 E: 0 K: 2 S: 9	H: 0 LOB: 0 BB: 0 P: 12	R: 0 H: 0 E: 0 K: 0 S: 5	H: 0 LOB: 0 BB: 0 P: 11	R: 0 H: 0 E: 0 K: 0 S: 5	H: 0 LOB: 0 BB: 0 P: 7	R: 0 H: 0 E: 0 K: 0 S: 7	H: 0 LOB: 0 BB: 0 P: 10	R: 0 H: 0 E: 0 K: 3 S: 12	H: 0 LOB: 0 BB: 0 P: 16	R: 0 H: 1 E: 0 K: 1 S: 9	H: 1 LOB: 1 BB: 0 P: 13	R: 0 H: 0 E: 0 K: 1 S: 6	H: 0 LOB: 0 BB: 0 P: 9	1B: 2 2B: 0 3B: 0 HR: 0	SF: 0 SAC: 0 DP: 1 HBP: 0	WP: 0 PB: 0 SB: 0 CS: 0	PA: 29
PITCHER 33 James Shields, R ERA: 3.71	IP: 9.0 WLS: W BF: 29 H: 2 R: 0 ER: 0 SO: 8 BB: 0 IBB: 0 HBP: 0 BLK: 0 WP: 0 HR: 0 S: 71 P: 101 ERA: 0.00 WHIP: 0.222															PITCHER						

Texas Rangers @ Tampa Bay Rays
Tropicana Field, St. Petersburg, FL
Sun Sep 09 2012, 1:41 PM - 3:56 PM EDT
Att: 20,522 - Dome - 72 F

AB 29
R 0
H 2
RBI 0
BB 0
SO 8
LOB 4



Batter	1	2	3	4	5	6	7	8	9	AB	R	H	RBI	BB	SO	LOB	BOTTOM			
2 B.J. Upton, R OBP: 0.308, SLG: 0.449										5	3	3	3	0	1	0				
7 Jeff Keppinger, R OBP: 0.375, SLG: 0.439										4	0	2	0	0	0	0				
18 Ben Zobrist, S OBP: 0.370, SLG: 0.462										3	1	0	0	1	0	2				
3 Evan Longoria, R OBP: 0.364, SLG: 0.510										4	0	2	0	0	0	1				
13 Ben Francisco, R OBP: 0.285, SLG: 0.374										4	0	0	0	0	0	4				
5 Sam Fuld, L OBP: 0.345, SLG: 0.383										0	0	0	0	0	0	0				
20 Matt Joyce, L OBP: 0.346, SLG: 0.449										3	0	2	1	1	1	0				
19 Ryan Roberts, R OBP: 0.302, SLG: 0.349										4	0	1	0	0	0	3				
23 Carlos Peña, L OBP: 0.322, SLG: 0.344										4	1	2	0	0	1	2				
2B José Molina, R OBP: 0.270, SLG: 0.317										4	1	1	2	0	1	3				
Inning Stats	R: 2 H: 3 E: 0 K: 0 S: 16	H: 3 LOB: 2 BB: 1 P: 26	R: 2 H: 3 E: 0 K: 1 S: 15	H: 3 LOB: 1 BB: 0 P: 23	R: 0 H: 1 E: 0 K: 1 S: 16	H: 1 LOB: 2 BB: 1 P: 26	R: 1 H: 3 E: 0 K: 0 S: 9	H: 3 LOB: 1 BB: 0 P: 14	R: 0 H: 0 E: 0 K: 2 S: 13	H: 0 LOB: 0 BB: 0 P: 16	R: 1 H: 1 E: 0 K: 0 S: 8	H: 1 LOB: 0 BB: 0 P: 10	R: 0 H: 1 E: 0 K: 0 S: 5	H: 1 LOB: 1 BB: 0 P: 7	R: 0 H: 1 E: 0 K: 0 S: 3	H: 1 LOB: 0 BB: 0 P: 3	1B: 8 2B: 1 3B: 0 HR: 4	SF: 0 SAC: 0 DP: 2 HBP: 0	WP: 0 PB: 0 SB: 0 CS: 0	PA: 37
PITCHER 44 Roy Oswalt, R ERA: 6.29 33 Martín Pérez, L ERA: 3.96 22 Yoshinori Tateyama, R ERA: 10.54	IP: 2.0 WLS: L BF: 13 H: 7 R: 2 ER: 2 SO: 4 BB: 1 IBB: 0 HBP: 0 BLK: 0 WP: 0 HR: 2 S: 2 P: 49 ERA: 18.00 WHIP: 3.500															PITCHER				

Texas Rangers @ Tampa Bay Rays
Tropicana Field, St. Petersburg, FL
Sun Sep 09 2012, 1:41 PM - 3:56 PM EDT
Att: 20,522 - Dome - 72 F

AB 35
R 6
H 13
RBI 6
BB 2
SO 4
LOB 15



Batter	1	2	3	4	5	6	7	8	9	AB	R	H	RBI	BB	SO	LOB	TOP			
2 B.J. Upton, R OBP: 0.306, SLG: 0.445										4	0	0	0	0	1	1	<p>Tampa Bay Rays @ Baltimore Orioles Oriole Park at Camden Yards, Baltimore, MD Tue Sep 11 2012, 7:10 PM - 10:13 PM EDT Att: 23,828 - Partly Cloudy - 75 F</p>			
7 Jeff Keppinger, R OBP: 0.374, SLG: 0.437										4	0	1	0	0	0	0				
18 Ben Zobrist, S OBP: 0.369, SLG: 0.460										4	0	1	0	0	1	1				
3 Evan Longoria, R OBP: 0.362, SLG: 0.503										3	0	0	0	1	2	2				
20 Matt Joyce, L OBP: 0.348, SLG: 0.445										3	0	0	0	1	0	1				
13 Ben Francisco, R OBP: 0.341, SLG: 0.377										4	0	1	0	0	2	2				
30 Luke Scott, L OBP: 0.266, SLG: 0.429										2	0	0	0	0	0	0				
16 Chris Gimenez, R OBP: 0.272, SLG: 0.227										1	0	0	0	0	0	0				
23 Carlos Pena, L OBP: 0.322, SLG: 0.344										1	0	0	0	0	1	1				
19 Ryan Roberts, R OBP: 0.305, SLG: 0.358										1	1	1	1	1	0	0				
59 Jose Lobaton, S OBP: 0.332, SLG: 0.325										1	0	0	0	0	1	0				
5 Sam Fuld, L OBP: 0.341, SLG: 0.378										1	0	0	0	0	0	1				
28 José Molina, R OBP: 0.268, SLG: 0.314										2	0	0	0	0	0	1				
9 Elliot Johnson, S OBP: 0.307, SLG: 0.355										1	1	1	1	0	0	0				
Inning Stats	R: 0 E: 0 K: 1 S: 6	H: 0 LOB: 0 BB: 0 P: 13	R: 0 E: 0 K: 0 S: 4	H: 0 LOB: 0 BB: 0 P: 6	R: 1 E: 0 K: 0 S: 8	H: 1 LOB: 0 BB: 0 P: 10	R: 0 E: 0 K: 1 S: 11	H: 0 LOB: 2 BB: 2 P: 24	R: 0 E: 0 K: 1 S: 8	H: 1 LOB: 1 BB: 1 P: 12	R: 0 E: 0 K: 2 S: 11	H: 0 LOB: 0 BB: 0 P: 14	R: 1 E: 0 K: 1 S: 12	H: 2 LOB: 1 BB: 0 P: 20	R: 0 E: 0 K: 1 S: 8	H: 1 LOB: 1 BB: 0 P: 12	1B: 2 2B: 1 3B: 0 HR: 2	SF: 0 SAC: 0 DP: 0 HBP: 0	WP: 0 PB: 0 SB: 0 CS: 0	PA: 35
PITCHER	IP WLS BF H R ER SO BB IBB HBP BLK WP HR S P ERA WHIP																			
39 Jason Hammel, R ERA: 3.43	(1, 1) 3.2 13 1 1 1 1 1 0 0 0 0 0 1 25 43 2.46 0.545																			
52 Steve Johnson, R ERA: 2.42	(4, 1) 1.1 W 6 0 0 0 2 2 0 0 0 0 0 0 15 30 0.00 1.500																			
38 Luis Ayala, R ERA: 2.57	(6, 1) 1.1 5 1 0 0 2 0 0 0 0 0 0 0 14 20 0.00 0.750																			
17 Brian Matusz, L ERA: 5.22	(7, 1) 0.2 2 0 0 0 1 0 0 0 0 0 0 0 5 6 0.00 0.000																			
56 Darren O'Day, R ERA: 2.34	(8, 1) 1.0 5 2 1 1 1 0 0 0 0 0 0 1 12 20 9.00 2.000																			
47 Pedro Strop, R ERA: 2.23	(9, 1) 1.0 4 1 0 0 1 0 0 0 0 0 0 0 8 12 0.00 1.000																			

Batter	1	2	3	4	5	6	7	8	9	AB	R	H	RBI	BB	SO	LOB	BOTTOM			
9 Nate McLouth, L OBP: 0.304, SLG: 0.339										5	2	2	0	0	1	3	<p>Tampa Bay Rays @ Baltimore Orioles Oriole Park at Camden Yards, Baltimore, MD Tue Sep 11 2012, 7:10 PM - 10:13 PM EDT Att: 23,828 - Partly Cloudy - 75 F</p>			
2 J.J. Hardy, R OBP: 0.285, SLG: 0.405										5	3	4	5	0	0	0				
10 Adam Jones, R OBP: 0.335, SLG: 0.512										4	2	1	0	1	1	1				
32 Matt Wieters, S OBP: 0.323, SLG: 0.420										3	0	3	2	1	0	0				
12 Mark Reynolds, R OBP: 0.348, SLG: 0.460										4	0	0	0	0	2	4				
19 Chris Davis, L OBP: 0.309, SLG: 0.463										4	1	1	1	0	0	1				
51 Lew Ford, R OBP: 0.237, SLG: 0.490										4	0	0	0	0	1	1				
13 Manny Machado, R OBP: 0.283, SLG: 0.482										4	0	1	0	0	0	0				
11 Robert Andino, R OBP: 0.286, SLG: 0.316										3	1	1	0	1	1	0				
Inning Stats	R: 1 E: 1 K: 1 S: 10	H: 1 LOB: 1 BB: 1 P: 20	R: 0 E: 0 K: 0 S: 6	H: 0 LOB: 0 BB: 0 P: 10	R: 2 E: 0 K: 3 S: 24	H: 2 LOB: 1 BB: 1 P: 36	R: 0 E: 0 K: 0 S: 19	H: 1 LOB: 1 BB: 0 P: 28	R: 2 E: 0 K: 1 S: 12	H: 3 LOB: 1 BB: 0 P: 19	R: 1 E: 0 K: 0 S: 11	H: 2 LOB: 1 BB: 0 P: 14	R: 1 E: 0 K: 0 S: 7	H: 2 LOB: 0 BB: 0 P: 11	R: 2 E: 0 K: 1 S: 13	H: 2 LOB: 0 BB: 0 P: 21		1B: 7 2B: 3 3B: 0 HR: 3	SF: 0 SAC: 0 DP: 1 HBP: 0	WP: 0 PB: 0 SB: 2 CS: 0
PITCHER	IP WLS BF H R ER SO BB IBB HBP BLK WP HR S P ERA WHIP																			
55 Matt Moore, L ERA: 3.88	(1, 1) 4.0 L 19 4 3 2 2 0 3 0 0 0 0 0 0 7 94 4.50 1.750																			
31 Burke Badenhop, R ERA: 3.24	(5, 1) 0.1 4 3 2 2 0 0 0 0 0 0 0 0 7 11 54.00 9.000																			
27 Cesar Ramos, L ERA: 2.3	(5, 1) 1.2 7 2 1 1 1 0 0 0 0 0 0 0 16 22 5.40 1.200																			
39 J.P. Howell, L ERA: 3.02	(7, 1) 1.0 4 2 1 1 0 0 0 0 0 0 0 1 7 11 9.00 2.000																			
49 Dane De La Rosa, R ERA: 31.5	(8, 1) 1.0 5 2 2 2 1 0 0 0 0 0 0 1 13 21 18.00 2.000																			

Batter	1	2	3	4	5	6	7	8	9	AB	R	H	RBI	BB	SO	LOB	TOP			
2 B.J. Upton, R OBP: 0.307, SLG: 0.450			G5-3		G5-3		BB		G6-3	4	1	1	1	1	0	0				
7 Jeff Keppinger, R OBP: 0.374, SLG: 0.436	F8				G5-3		P3			5	1	2	0	0	0	1				
24 Rich Thompson, L OBP: 0.190, SLG: 0.105			1B				P4		1B	0	0	0	0	0	0	0				
18 Ben Zobrist, S OBP: 0.307, SLG: 0.456	BB		F9		K				F8	4	0	0	0	1	1	3				
3 Evan Longoria, R OBP: 0.371, SLG: 0.505			1B							3	0	2	0	2	0	0				
13 Ben Francisco, R OBP: 0.289, SLG: 0.387	BB						IBB			4	0	2	1	0	1	4				
5 Sam Fuld, L OBP: 0.341, SLG: 0.378	L6-4		2B				K			0	0	0	0	0	0	0				
23 Carlos Pena, L OBP: 0.321, SLG: 0.341			F8						G4-3	3	0	0	0	1	1	2				
19 Ryan Roberts, R OBP: 0.304, SLG: 0.357					G5-3		BB		P3	4	0	1	0	0	1	2				
20 Matt Joyce, L OBP: 0.352, SLG: 0.445					K					2	0	1	0	2	1	0				
28 José Molina, R OBP: 0.265, SLG: 0.310							IBB		1B	3	0	0	0	0	0	5				
30 Luke Scott, L OBP: 0.268, SLG: 0.428	G5-3				F9		G3		G6-3	1	0	0	0	0	0	1				
59 Jose Lobaton, S OBP: 0.332, SLG: 0.325										0	0	0	0	0	0	0				
Inning Stats	R: 1 H: 1 E: 0 K: 0 S: 12	H: 1 LOB: 1 BB: 2 P: 23	R: 0 H: 1 E: 0 K: 1 S: 8	H: 1 LOB: 1 BB: 0 P: 14	R: 1 H: 3 E: 0 K: 0 S: 15	H: 0 LOB: 2 BB: 0 P: 19	R: 0 H: 0 E: 0 K: 1 S: 10	H: 0 LOB: 0 BB: 0 P: 12	R: 0 H: 1 E: 0 K: 1 S: 14	H: 0 LOB: 3 BB: 2 P: 26	R: 0 H: 0 E: 0 K: 1 S: 13	H: 0 LOB: 2 BB: 2 P: 26	R: 0 H: 1 E: 0 K: 0 S: 10	H: 1 LOB: 1 BB: 0 P: 14	R: 0 H: 2 E: 0 K: 0 S: 15	H: 2 LOB: 2 BB: 0 P: 22	1B: 7 2B: 2 3B: 0 HR: 1	SF: 0 SAC: 0 DP: 2 HBP: 0	WP: 0 PB: 0 SB: 2 CS: 0	PA: 40
PITCHER	IP WLS BF H R ER SO BB IBB HBP BLK WP HR S P ERA WHIP																			
50 Miguel González, R ERA: 3.57	6.0	27	6	2	2	4	4	1	0	1	0	0	0	0	13	26	3.00	1.667		
56 Darren O'Day, R ERA: 2.3	1.0	5	0	0	0	1	1	1	0	0	0	0	0	10	14	0.00	1.000			
47 Pedro Strop, R ERA: 2.19	1.0	4	1	0	0	0	0	0	0	0	0	0	0	15	22	0.00	2.000			
43 Jim Johnson, R ERA: 2.88	1.0	W	4	2	0	0	0	0	0	0	0	0	0	0	0	0	0.00	2.000		

Tampa Bay Rays @ Baltimore Orioles
 Oriole Park at Camden Yards, Baltimore, MD
 Wed Sep 12 2012, 7:10 PM - 10:45 PM EDT
 Att: 26,076 - Clear - 77 F

AB	33
R	2
H	9
RBI	2
BB	7
SO	5
LOB	18



Batter	1	2	3	4	5	6	7	8	9	AB	R	H	RBI	BB	SO	LOB	BOTTOM					
9 Nate McLouth, L OBP: 0.307, SLG: 0.341	BB		K		G3		L3			5	1	2	1	0	1	1						
2 J.J. Hardy, R OBP: 0.294, SLG: 0.404					G6-3		K			4	1	1	0	0	2	1						
10 Adam Jones, R OBP: 0.334, SLG: 0.510	L8		G6-3						G6-3	4	0	1	0	0	0	3						
32 Matt Wieters, S OBP: 0.326, SLG: 0.424	BB									3	0	2	1	1	1	0						
24 Wilson Betemit, S OBP: 0.324, SLG: 0.425										4	0	1	1	0	2	3						
12 Mark Reynolds, R OBP: 0.347, SLG: 0.456										3	0	0	0	1	3	2						
19 Chris Davis, L OBP: 0.311, SLG: 0.462										3	0	1	0	1	1	2						
13 Manny Machado, R OBP: 0.282, SLG: 0.474	BB									4	1	1	0	0	1	4						
11 Robert Andino, R OBP: 0.287, SLG: 0.316										3	0	1	0	0	1	0						
Inning Stats	R: 2 H: 4 E: 0 K: 1 S: 15	H: 1 LOB: 3 BB: 1 P: 24	R: 0 H: 1 E: 1 K: 2 S: 15	H: 1 LOB: 1 BB: 0 P: 25	R: 0 H: 0 E: 0 K: 3 S: 11	H: 0 LOB: 0 BB: 0 P: 18	R: 0 H: 1 E: 0 K: 0 S: 5	H: 1 LOB: 0 BB: 0 P: 8	R: 0 H: 1 E: 0 K: 1 S: 10	H: 1 LOB: 2 BB: 1 P: 16	R: 0 H: 0 E: 0 K: 3 S: 12	H: 0 LOB: 0 BB: 0 P: 16	R: 0 H: 0 E: 0 K: 2 S: 11	H: 0 LOB: 0 BB: 0 P: 17	R: 0 H: 1 E: 0 K: 0 S: 13	H: 1 LOB: 2 BB: 1 P: 22	R: 1 H: 2 E: 0 K: 0 S: 3	H: 2 LOB: 1 BB: 0 P: 4	1B: 9 2B: 2 3B: 0 HR: 0	SF: 0 SAC: 1 DP: 1 HBP: 0	WP: 0 PB: 0 SB: 1 CS: 0	PA: 37
PITCHER	IP WLS BF H R ER SO BB IBB HBP BLK WP HR S P ERA WHIP																					
53 Alex Cobb, R ERA: 4.26	4.2	22	7	2	2	6	1	1	0	0	0	0	0	0	15	20	0.00	0.000				
57 Jake McGee, L ERA: 1.95	1.1	4	0	0	0	4	0	0	0	0	0	0	0	11	17	0.00	0.000					
40 Wade Davis, R ERA: 2.18	1.0	3	0	0	0	2	0	0	0	0	0	0	0	13	22	0.00	2.000					
62 Joel Peralta, R ERA: 3.51	1.0	5	1	0	0	0	1	0	0	0	0	0	0	3	4	27.00	6.000					
43 Kyle Farnsworth, R ERA: 3.52	0.1	L	3	2	1	1	0	0	0	0	0	0	0	0	0	0	0.00	6.000				

Tampa Bay Rays @ Baltimore Orioles
 Oriole Park at Camden Yards, Baltimore, MD
 Wed Sep 12 2012, 7:10 PM - 10:45 PM EDT
 Att: 26,076 - Clear - 77 F

AB	33
R	3
H	10
RBI	3
BB	3
SO	12
LOB	16



Batter	1	2	3	4	5	6	7	8	9	10	11	12	13	14	AB	R	H	RBI	BB	SO	LOB	TOP
8 Diamond Jenkins, R OBP: 0.315, SLG: 0.359 56 Fernando Rodney, R OBP: 0.303, SLG: 0.444 31 Burke Badenhop, R OBP: 0.306, SLG: 0.354 9 Elliot Johnson, S OBP: 0.274, SLG: 0.221															4	1	0	0	1	1	3	
2 J. Upton, R OBP: 0.303, SLG: 0.444 18 Ben Zobrist, S OBP: 0.369, SLG: 0.457 3 Evan Longoria, R OBP: 0.366, SLG: 0.495 13 Ben Francisco, R OBP: 0.290, SLG: 0.386 5 Sam Field, L OBP: 0.333, SLG: 0.369 15 Reid Brignac, L OBP: 0.156, SLG: 0.105 7 Jeff Keppinger, R OBP: 0.374, SLG: 0.436 19 Ryan Roberts, R OBP: 0.305, SLG: 0.358 22 Chris Archer, R OBP: 0.267, SLG: 0.312															6	0	0	0	0	3	1	
30 Luke Scott, L OBP: 0.285, SLG: 0.423 23 Carlos Pena, L OBP: 0.322, SLG: 0.345 24 Rich Thompson, L OBP: 0.193, SLG: 0.105 28 José Molina, R OBP: 0.267, SLG: 0.312 16 Chris Gimenez, R OBP: 0.274, SLG: 0.221 59 Jose Lobaton, S OBP: 0.332, SLG: 0.325 20 Matt Joyce, L OBP: 0.352, SLG: 0.443															6	1	3	1	0	2	0	
17 Brian Matusz, L ERA: 5.18 29 Tommy Hunter, R ERA: 5.78 28 Randy Wolf, L ERA: 5.09															6	0	1	0	0	2	0	
Inning Stats	R: 0 E: 0 K: 1 S: 13	H: 0 LOB: 0 BB: 0 P: 17	R: 0 E: 0 K: 1 S: 12	H: 2 LOB: 2 BB: 0 P: 14	R: 0 E: 0 K: 1 S: 9	H: 0 LOB: 0 BB: 0 P: 16	R: 1 E: 0 K: 1 S: 10	H: 3 LOB: 2 BB: 0 P: 11	R: 0 E: 0 K: 0 S: 9	H: 0 LOB: 0 BB: 0 P: 10	R: 0 E: 0 K: 0 S: 14	H: 1 LOB: 1 BB: 1 P: 22	R: 0 E: 0 K: 2 S: 9	H: 0 LOB: 0 BB: 0 P: 12	R: 0 E: 0 K: 1 S: 9	H: 0 LOB: 0 BB: 0 P: 16	R: 0 E: 0 K: 3 S: 14	H: 2 LOB: 2 BB: 0 P: 18	1B: 11 2B: 1 3B: 0 HR: 0	SF: 1 SAC: 0 DP: 2 HBP: 0	WP: 0 PA: 54	


PITCHER	IP	WLS	BF	H	R	ER	SO	BB	IBB	HBP	BLK	WP	HR	S	P	ERA	WHIP
16 Wei-Yin Chen, L ERA: 4.0	7.1	0	30	8	2	0	7	0	0	0	0	0	0	4	6	0.00	0.000
56 Darren O'Day, R ERA: 2.26	0.2	0	0	0	0	0	1	0	0	0	0	0	0	4	6	0.00	0.000
43 Jim Johnson, R ERA: 2.83	1.0	5	1	0	0	0	0	0	1	0	0	0	0	12	23	0.00	1.000
38 Luis Ayala, R ERA: 2.46	2.1	7	1	0	0	0	3	0	0	0	0	0	0	14	24	0.00	0.429
17 Brian Matusz, L ERA: 5.18	0.2	2	0	0	0	0	1	0	0	0	0	0	0	6	8	0.00	0.000
29 Tommy Hunter, R ERA: 5.78	1.2	1	0	0	0	0	0	0	0	0	0	0	0	3	4	0.00	0.000
28 Randy Wolf, L ERA: 5.09	0.1	1	0	0	0	0	1	0	0	0	0	0	0	3	4	0.00	0.000

Batter	1	2	3	4	5	6	7	8	9	10	11	12	13	14	AB	R	H	RBI	BB	SO	LOB	BOTTOM
9 Nats McOuth, L OBP: 0.306, SLG: 0.341 2 J.J. Hardy, R OBP: 0.285, SLG: 0.401 24 Wilson Betemit, S OBP: 0.322, SLG: 0.422 51 Lew Ford, R OBP: 0.234, SLG: 0.383															6	0	1	0	1	2	6	
10 Adam Jones, R OBP: 0.334, SLG: 0.505 19 Chris Davis, L OBP: 0.314, SLG: 0.467 27 Endy Chavez, R OBP: 0.240, SLG: 0.283 13 Manny Machado, R OBP: 0.276, SLG: 0.456 12 Mark Reynolds, R OBP: 0.347, SLG: 0.453 11 Robert Andino, R OBP: 0.285, SLG: 0.311 31 Taylor Teagarden, R OBP: 0.328, SLG: 0.423 32 Matt Wieters, S OBP: 0.328, SLG: 0.423															7	0	1	0	0	1	3	
58 Jeremy Hellickson, R ERA: 3.22 57 Jake McAfee, L ERA: 1.91 40 Wade Davis, R ERA: 2.31 39 J.P. Howell, L ERA: 3.47 43 Kyle Farnsworth, R ERA: 3.47															2	0	0	0	0	2	0	
62 Joel Peralta, R ERA: 3.45 56 Fernando Rodney, R ERA: 0.88 31 Burke Badenhop, R ERA: 3.19 22 Chris Archer, R ERA: 3.22															5	1	0	0	1	0	4	
Inning Stats	R: 0 E: 0 K: 1 S: 9	H: 1 LOB: 1 BB: 0 P: 18	R: 0 E: 0 K: 1 S: 8	H: 1 LOB: 1 BB: 0 P: 13	R: 0 E: 0 K: 1 S: 10	H: 1 LOB: 1 BB: 1 P: 16	R: 0 E: 0 K: 1 S: 15	H: 1 LOB: 1 BB: 1 P: 20	R: 2 E: 1 K: 1 S: 12	H: 1 LOB: 1 BB: 1 P: 19	R: 0 E: 0 K: 0 S: 9	H: 0 LOB: 1 BB: 1 P: 18	R: 0 E: 0 K: 2 S: 9	H: 0 LOB: 0 BB: 0 P: 10	R: 0 E: 0 K: 1 S: 15	H: 1 LOB: 3 BB: 1 P: 27	R: 1 E: 0 K: 0 S: 14	H: 2 LOB: 2 BB: 1 P: 28	1B: 8 2B: 3 3B: 0 HR: 0	SF: 0 SAC: 1 DP: 2 HBP: 0	WP: 0 PA: 60	

PITCHER	IP	WLS	BF	H	R	ER	SO	BB	IBB	HBP	BLK	WP	HR	S	P	ERA	WHIP
58 Jeremy Hellickson, R ERA: 3.22	5.0	0	20	4	0	0	5	3	0	0	0	0	0	10	15	0.00	1.400
57 Jake McAfee, L ERA: 1.91	1.0	3	0	0	0	0	3	0	0	0	0	0	0	6	14	0.00	0.000
40 Wade Davis, R ERA: 2.31	0.1	4	1	2	1	1	1	0	0	0	0	0	0	11	27.00	6.000	
39 J.P. Howell, L ERA: 3.47	0.1	1	0	0	0	0	0	0	0	0	0	0	0	3	4	0.00	0.000
43 Kyle Farnsworth, R ERA: 3.47	0.1	1	0	0	0	0	0	0	0	0	0	0	0	3	4	0.00	0.000
62 Joel Peralta, R ERA: 3.45	1.0	2	0	0	0	0	2	0	0	0	0	0	0	10	15	0.00	2.000
56 Fernando Rodney, R ERA: 0.88	1.0	4	0	0	0	0	0	1	0	0	0	0	0	9	18	0.00	1.000
31 Burke Badenhop, R ERA: 3.19	1.0	4	1	0	0	0	0	0	0	0	0	0	0	10	15	0.00	1.000
22 Chris Archer, R ERA: 3.22	3.2	18	3	1	1	3	3	0	0	0	0	0	0	44	79	2.46	1.636

Tampa Bay Rays @ Baltimore Orioles
Oriole Park at Camden Yards, Baltimore, MD
 Thu Sep 13 2012, 12:40 PM - 5:52 PM EDT
 Att: 25,130 - Sunny - 76 F

Tampa Bay Rays @ Baltimore Orioles
Oriole Park at Camden Yards, Baltimore, MD
 Thu Sep 13 2012, 12:40 PM - 5:52 PM EDT
 Att: 25,130 - Sunny - 76 F



Batter	1	2	3	4	5	6	7	8	9	AB	R	H	RBI	BB	SO	LOB	TOP										
8 Desmond Jennings, R (1.7) OBP: 0.316, SLG: 0.397	G5-3		G6-3				F7			5	1	2	1	0	0	1	Tampa Bay Rays @ New York Yankees Yankee Stadium, Bronx, NY Fri Sep 14 2012, 7:10 PM - 10:32 PM EDT Att: 45,200 - Partly Cloudy - 71 F										
18 Ben Zobrist, S (1.6) OBP: 0.371, SLG: 0.457	2 PB		G6-3							4	0	2	1	1	0	1											
3 Evan Longoria, R (1.10) 24 Rich Thompson, L (9, PR) OBP: 0.190, SLG: 0.105	P4									4	0	0	0	0	0	4											
2 B.J. Upton, R (1.8) OBP: 0.302, SLG: 0.448	K									5	1	1	1	0	2	4											
7 Jeff Keppinger, R (1.5) OBP: 0.369, SLG: 0.430	G6-3									4	0	0	0	0	0	3											
13 Ben Francisco, R (1.9) 5 Sam Fuld, L (7.9) OBP: 0.330, SLG: 0.365	G4-3									3	0	0	0	0	0	1											
16 Chris Gimenez, R (1.2) 28 José Molina, R (8.2) OBP: 0.267, SLG: 0.312	K									4	1	2	0	0	1	0											
23 Carlos Peña, L (1.3) OBP: 0.324, SLG: 0.345	G4-3									3	1	1	0	1	1	1											
9 Eliot Johnson, S (1.4) 20 Matt Joyce, L (9, PH) 15 Reid Brignac, L (9.4) OBP: 0.190, SLG: 0.105	K									3	2	1	1	0	1	1											
Inning Stats	R: 0 E: 0 K: 1 S: 16	H: 1 LOB: 2 BB: 0 P: 25	R: 0 E: 0 K: 1 S: 8	H: 0 LOB: 0 BB: 0 P: 13	R: 0 E: 0 K: 1 S: 6	H: 0 LOB: 0 BB: 0 P: 7	R: 0 E: 0 K: 0 S: 11	H: 0 LOB: 1 BB: 0 P: 16	R: 3 E: 0 K: 0 S: 17	H: 3 LOB: 1 BB: 2 P: 29	R: 0 E: 0 K: 0 S: 8	H: 0 LOB: 0 BB: 0 P: 13	R: 1 E: 0 K: 0 S: 8	H: 2 LOB: 1 BB: 0 P: 9	R: 1 E: 1 K: 2 S: 13	H: 2 LOB: 1 BB: 0 P: 19		R: 1 E: 1 K: 2 S: 16	H: 1 LOB: 2 BB: 0 P: 20	1B: 6 2B: 2 3B: 0 HR: 1	SF: 0 SAC: 0 DP: 1 HBP: 1	WP: 2 PB: 1 SB: 3 CS: 0	PA: 40				
PITCHER	IP	WLS	BF	H	R	ER	SO	BB	IBB	HBP	BLK	WP	HR	S	P	ERA	WHIP										
52 CC Sabathia, L (1.1) ERA: 3.63	6.2	L	29	6	4	4	3	2	0	1	0	2	0	73	110	5.40	1.200										
38 Cody Eppley, R (7.1) ERA: 3.61	0.2		3	1	1	1	0	0	0	0	0	0	1	8	11	13.50	1.500										
39 Clay Rapada, L (8.1) ERA: 2.78	0.2		3	1	0	0	1	0	0	0	1	0	0	6	10	0.00	1.500										
62 Joba Chamberlain, R (9.1) ERA: 6.28	1.0		5	1	1	0	2	0	0	0	0	0	0	16	20	0.00	1.000										

Batter	1	2	3	4	5	6	7	8	9	AB	R	H	RBI	BB	SO	LOB	BOTTOM										
2 Derek Jeter, R (1.10) OBP: 0.367, SLG: 0.447	K		G6-3							5	1	2	0	0	2	0	Tampa Bay Rays @ New York Yankees Yankee Stadium, Bronx, NY Fri Sep 14 2012, 7:10 PM - 10:32 PM EDT Att: 45,200 - Partly Cloudy - 71 F										
33 Nick Swisher, S (1.9) OBP: 0.344, SLG: 0.453	13 BB		P4							3	0	0	0	1	0	3											
13 Alex Rodriguez, R (1.5) OBP: 0.356, SLG: 0.458	24 G6-4-3		K							3	1	1	2	1	1	2											
24 Robinson Canó, L (1.4) OBP: 0.369, SLG: 0.537	G6-4-3									3	0	0	0	1	0	2											
55 Russell Martin, R (1.2) OBP: 0.312, SLG: 0.381										4	1	1	0	0	3	1											
22 Andrew Jones, R (1.7) OBP: 0.293, SLG: 0.404	G4-3									3	0	0	0	0	0	1											
27 Raul Ibanez, L (8, PH) OBP: 0.296, SLG: 0.421	P4									0	0	0	0	1	0	0											
14 Curtis Granderson, L (1.8) OBP: 0.322, SLG: 0.490	P6									4	1	1	1	0	1	3											
43 Steve Pearce, R (1.3) OBP: 0.330, SLG: 0.385										3	0	1	1	0	1	0											
31 Ichiro Suzuki, L (9, PH) OBP: 0.295, SLG: 0.368	26 FC5-4									1	0	0	0	0	0	0											
26 Eduardo Núñez, R (1.6) OBP: 0.357, SLG: 0.387	FC5-4									3	0	1	0	0	0	1											
12 Eric Chavez, L (9, PH) OBP: 0.344, SLG: 0.490										1	0	0	0	0	0	0											
Inning Stats	R: 0 E: 0 K: 1 S: 14	H: 0 LOB: 1 BB: 2 P: 24	R: 1 E: 0 K: 0 S: 10	H: 2 LOB: 1 BB: 0 P: 16	R: 0 E: 0 K: 1 S: 6	H: 0 LOB: 0 BB: 0 P: 10	R: 0 E: 0 K: 1 S: 10	H: 0 LOB: 0 BB: 0 P: 11	R: 1 E: 0 K: 0 S: 13	H: 3 LOB: 2 BB: 0 P: 22	R: 0 E: 0 K: 1 S: 6	H: 0 LOB: 0 BB: 0 P: 9	R: 0 E: 0 K: 2 S: 10	H: 0 LOB: 0 BB: 0 P: 13	R: 2 E: 0 K: 1 S: 14	H: 2 LOB: 2 BB: 2 P: 27	R: 0 E: 0 K: 1 S: 7	H: 0 LOB: 0 BB: 0 P: 8	1B: 5 2B: 0 3B: 0 HR: 2	SF: 0 SAC: 0 DP: 1 HBP: 0	WP: 1 PB: 0 SB: 0 CS: 0	PA: 37					
PITCHER	IP	WLS	BF	H	R	ER	SO	BB	IBB	HBP	BLK	WP	HR	S	P	ERA	WHIP										
14 David Price, L (1.1) ERA: 2.54	7.0	W	27	5	2	2	6	2	0	0	0	0	1	69	105	2.57	1.000										
62 Joel Peralta, R (8.1) ERA: 3.73	0.1	H	4	2	2	2	0	1	0	0	0	0	1	9	17	54.00	9.000										
56 Fernando Rodney, R (8.1) ERA: 0.66	1.2	S	6	0	0	0	2	1	0	0	0	1	0	12	18	0.00	0.600										

AB	37
R	6
H	9
RBI	4
BB	2
SO	6
LOB	16



AB	33
R	4
H	7
RBI	4
BB	4
SO	8
LOB	13



Batter	1	2	3	4	5	6	7	8	9	AB	R	H	RBI	BB	SO	LOB	TOP					
8 Desmond Jennings, R OBP: 0.315, SLG: 0.396										4	0	1	0	0	0	3	1					
18 Ben Zobrist, S OBP: 0.368, SLG: 0.453										4	0	0	0	0	0	1	1					
3 Evan Longoria, R OBP: 0.361, SLG: 0.495										4	1	1	1	0	1	1						
2 B.J. Upton, R OBP: 0.300, SLG: 0.444										4	0	0	0	0	2	0						
7 Jeff Keppinger, R OBP: 0.368, SLG: 0.428											4	0	1	0	0	0						
20 Matt Joyce, L OBP: 0.335, SLG: 0.446											1	0	1	0	1	0						
13 Ben Francisco, R OBP: 0.287, SLG: 0.380											2	1	1	0	0	0	1					
19 Ryan Roberts, R OBP: 0.305, SLG: 0.359											4	1	1	0	0	1	3					
23 Carlos Pena, L OBP: 0.324, SLG: 0.344										1	0	0	0	1	1	0						
16 Chris Gimenez, R OBP: 0.294, SLG: 0.268										0	0	0	0	0	0	0						
5 Sam Fuld, L OBP: 0.326, SLG: 0.360											1	0	1	2	0	0						
59 Jose Lobaton, S OBP: 0.332, SLG: 0.325										0	0	0	0	0	0	0						
26 Stephen Vogt, L OBP: 0.278, SLG: 0.330										0	0	0	0	1	0	0						
28 José Molina, R OBP: 0.265, SLG: 0.309										2	0	0	0	0	0	2						
30 Luke Scott, L OBP: 0.267, SLG: 0.425										1	0	1	2	0	0	0						
1 Sean Rodriguez, R OBP: 0.278, SLG: 0.330										0	0	0	0	0	0	0						
9 Elliot Johnson, S OBP: 0.306, SLG: 0.353										1	0	0	0	0	1	2						
Inning Stats	R: 0 E: 0 K: 1 S: 6	H: 1 LOB: 0 BB: 0 P: 7	R: 0 E: 0 K: 0 S: 10	H: 0 LOB: 1 BB: 1 P: 17	R: 0 E: 0 K: 2 S: 8	H: 0 LOB: 0 BB: 0 P: 10	R: 0 E: 0 K: 2 S: 7	H: 0 LOB: 0 BB: 0 P: 10	R: 0 E: 0 K: 1 S: 11	H: 1 LOB: 1 BB: 1 P: 22	R: 1 E: 0 K: 2 S: 10	H: 1 LOB: 0 BB: 0 P: 17	R: 2 E: 0 K: 1 S: 12	H: 3 LOB: 1 BB: 0 P: 16	R: 0 E: 0 K: 0 S: 7	H: 0 LOB: 2 BB: 1 P: 8	R: 0 E: 0 K: 1 S: 11	H: 1 LOB: 2 BB: 1 P: 20	1B: 4 2B: 2 3B: 0 HR: 1	SF: 0 SAC: 0 DP: 1 HBP: 0	WP: 0 PB: 0 SB: 0 CS: 0	PA: 36
PITCHER	IP WLS BF H R ER SO BB IBB HBP BLK WP HR S P ERA WHIP																					
47 Ivan Nova, R ERA: 4.85	(1, 1) 6.0 W 23 4 2 2 8 2 0 0 0 0 0 1 53 85 3.00 1.000																					
48 Boone Logan, L ERA: 4.01	(7, 1) 0.1 H 2 1 0 0 0 0 0 0 0 0 0 0 0 3 4 0.00 3.000																					
62 Joba Chamberlain, R ERA: 6.0	(7, 1) 0.2 H 3 1 1 1 1 0 0 0 0 0 0 0 8 10 13.50 1.500																					
30 David Robertson, R ERA: 2.73	(8, 1) 1.0 H 3 0 0 0 0 0 0 0 0 0 0 0 7 8 0.00 0.000																					
29 Rafael Soriano, R ERA: 2.1	(9, 1) 1.0 S 5 1 0 0 1 1 0 0 0 0 0 0 0 11 20 0.00 2.000																					

Tampa Bay Rays @ New York Yankees
Yankee Stadium, Bronx, NY
Sat Sep 15 2012, 4:06 PM - 6:59 PM EDT
Att: 46,856 - Partly Cloudy - 72 F

AB 33
R 3
H 7
RBI 3
BB 3
SO 10
LOB 13



Batter	1	2	3	4	5	6	7	8	9	AB	R	H	RBI	BB	SO	LOB	BOTTOM			
31 Ichiro Suzuki, L OBP: 0.295, SLG: 0.367										4	1	1	0	0	1	1				
2 Derek Jeter, R OBP: 0.356, SLG: 0.445											4	0	1	1	0	0				
24 Robinson Cano, L OBP: 0.369, SLG: 0.535											4	1	1	0	0	1				
13 Alex Rodriguez, R OBP: 0.358, SLG: 0.459										4	0	2	1	0	0	1				
27 Raul Ibanez, L OBP: 0.296, SLG: 0.419										2	1	0	0	1	0	1				
33 Nick Swisher, S OBP: 0.344, SLG: 0.452										1	0	0	0	0	0	1				
12 Eric Chavez, L OBP: 0.340, SLG: 0.484										3	0	0	0	0	0	1				
22 Andrew Jones, R OBP: 0.292, SLG: 0.403										1	0	0	0	0	0	1				
60 Chris Dickerson, L OBP: 0.400, SLG: 0.625										0	0	0	0	0	0	0				
14 Curtis Granderson, L OBP: 0.322, SLG: 0.494										3	1	1	2	0	0	0				
26 Eduardo Núñez, R OBP: 0.356, SLG: 0.431										3	1	1	1	0	1	0				
19 Chris Stewart, R OBP: 0.279, SLG: 0.321										2	0	0	0	1	2	0				
Inning Stats	R: 0 E: 0 K: 1 S: 11	H: 1 LOB: 1 BB: 0 P: 16	R: 3 E: 0 K: 1 S: 12	H: 2 LOB: 0 BB: 1 P: 21	R: 0 E: 0 K: 1 S: 13	H: 0 LOB: 0 BB: 0 P: 18	R: 0 E: 0 K: 0 S: 5	H: 0 LOB: 0 BB: 0 P: 8	R: 1 E: 0 K: 1 S: 15	H: 2 LOB: 1 BB: 0 P: 24	R: 0 E: 0 K: 0 S: 8	H: 1 LOB: 0 BB: 0 P: 12	R: 0 E: 0 K: 1 S: 12	H: 0 LOB: 1 BB: 1 P: 23	R: 1 E: 1 K: 0 S: 13	H: 1 LOB: 1 BB: 0 P: 18	1B: 5 2B: 0 3B: 0 HR: 2	SF: 0 SAC: 0 DP: 1 HBP: 0	WP: 1 PB: 0 SB: 1 CS: 0	PA: 33
PITCHER	IP WLS BF H R ER SO BB IBB HBP BLK WP HR S P ERA WHIP																			
33 James Shields, R ERA: 3.77	(1, 1) 6.1 L 25 6 4 4 4 4 1 0 0 0 0 1 0 10 19 0.00 1.500																			
43 Kyle Farnsworth, R ERA: 3.38	(7, 1) 0.2 3 0 0 0 1 1 0 0 0 0 1 0 10 19 0.00 1.500																			
57 Jake McGee, L ERA: 1.88	(8, 1) 1.0 5 1 1 0 0 0 0 0 0 0 0 0 13 18 0.00 1.000																			

Tampa Bay Rays @ New York Yankees
Yankee Stadium, Bronx, NY
Sat Sep 15 2012, 4:06 PM - 6:59 PM EDT
Att: 46,856 - Partly Cloudy - 72 F

AB 31
R 5
H 7
RBI 5
BB 2
SO 5
LOB 7



Batter	1	2	3	4	5	6	7	8	9	AB	R	H	RBI	BB	SO	LOB	TOP								
8 Desmond Jennings, R OBP: 0.315, SLG: 0.395										4	1	1	0	0	2	2	Tampa Bay Rays @ New York Yankees Yankee Stadium, Bronx, NY Sun Sep 16 2012, 1:10 PM - 4:15 PM EDT Att: 43,489 - Partly Cloudy - 72 F								
18 Ben Zobrist, S OBP: 0.371, SLG: 0.462										3	2	2	1	1	0	0									
3 Evan Longoria, R OBP: 0.359, SLG: 0.491										4	0	1	2	0	1	1									
20 Matt Joyce, L OBP: 0.351, SLG: 0.441										4	0	0	0	0	2	2									
2 B.J. Upton, R OBP: 0.298, SLG: 0.441										4	0	0	0	0	4	0									
30 Luke Scott, L OBP: 0.286, SLG: 0.422										2	0	0	0	0	2	0									
19 Ryan Roberts, R OBP: 0.304, SLG: 0.357										2	0	0	0	0	0	0									
7 Jeff Keppinger, R OBP: 0.364, SLG: 0.423										4	0	0	0	0	1	1									
5 Sam Fuld, L OBP: 0.319, SLG: 0.352										2	0	0	0	0	0	0									
13 Ben Francisco, R OBP: 0.291, SLG: 0.390										1	0	1	0	0	0	0									
59 Jose Lobaton, S OBP: 0.333, SLG: 0.323										1	1	0	0	1	1	0									
23 Carlos Pena, L OBP: 0.326, SLG: 0.344										0	0	0	0	1	0	0									
28 José Molina, R OBP: 0.265, SLG: 0.309										0	0	0	0	0	0	0									
Inning Stats	R: 0 E: 0 K: 3 S: 12	H: 1 LOB: 1 BB: 0 P: 20	R: 0 E: 0 K: 3 S: 10	H: 0 LOB: 0 BB: 0 P: 14	R: 0 E: 0 K: 1 S: 8	H: 0 LOB: 0 BB: 0 P: 14	R: 1 E: 0 K: 1 S: 8	H: 1 LOB: 2 BB: 0 P: 11	R: 0 E: 0 K: 1 S: 6	H: 0 LOB: 0 BB: 0 P: 9	R: 3 E: 0 K: 1 S: 18	H: 2 LOB: 0 BB: 2 P: 33	R: 0 E: 0 K: 1 S: 9	H: 1 LOB: 2 BB: 1 P: 15	R: 0 E: 0 K: 1 S: 9	H: 0 LOB: 0 BB: 0 P: 14	R: 0 E: 1 K: 1 S: 8	H: 0 LOB: 0 BB: 0 P: 9	1B: 2 2B: 2 3B: 0 HR: 1	SF: 0 SAC: 0 DP: 2 HBP: 0	WP: 0 PB: 0 SB: 0 CS: 0	PA: 34			
PITCHER	IP	WLS	BF	H	R	ER	SO	BB	IBB	HBP	BLK	WP	HR	S	P	ERA	WHIP								
18 Hiroki Kuroda, R ERA: 3.26	6.0	W	23	4	4	4	10	2	0	0	0	0	1	62	101	6.00	1.000								
48 Boone Logan, L ERA: 3.59	0.1	H	1	0	0	0	0	0	0	0	0	0	0	2	3	0.00	0.000								
41 David Phelps, R ERA: 3.39	0.2	H	4	1	0	0	1	1	0	0	0	0	0	7	12	0.00	3.000								
30 David Robertson, R ERA: 2.88	1.0	H	3	0	0	0	1	0	0	0	0	0	0	9	14	0.00	0.000								
29 Rafael Soriano, R ERA: 2.07	1.0	S	3	0	0	0	1	0	0	0	0	0	0	8	9	0.00	0.000								

Batter	1	2	3	4	5	6	7	8	9	AB	R	H	RBI	BB	SO	LOB	BOTTOM								
2 Derek Jeter, R OBP: 0.366, SLG: 0.444										4	1	1	1	1	2	1	Tampa Bay Rays @ New York Yankees Yankee Stadium, Bronx, NY Sun Sep 16 2012, 1:10 PM - 4:15 PM EDT Att: 43,489 - Partly Cloudy - 72 F								
33 Nick Swisher, S OBP: 0.344, SLG: 0.450										2	0	0	0	1	1	2									
13 Alex Rodriguez, R OBP: 0.357, SLG: 0.458										3	1	1	2	0	2	1									
24 Robinson Canó, L OBP: 0.369, SLG: 0.536										3	1	1	0	1	1	1									
55 Russell Martin, R OBP: 0.312, SLG: 0.388										4	1	1	3	0	1	2									
22 Andrew Jones, R OBP: 0.293, SLG: 0.399										2	0	0	0	0	1	0									
27 Raul Ibanez, L OBP: 0.295, SLG: 0.417										1	0	0	0	0	0	0									
60 Chris Dickerson, L OBP: 0.400, SLG: 0.625										0	0	0	0	0	0	0									
14 Curtis Granderson, L OBP: 0.323, SLG: 0.493										3	0	1	0	1	1	1									
43 Steve Pearce, R OBP: 0.330, SLG: 0.380										2	0	0	0	1	1	2									
31 Ichiro Suzuki, L OBP: 0.295, SLG: 0.367										0	0	0	0	0	0	0									
26 Eduardo Núñez, R OBP: 0.351, SLG: 0.412										3	2	0	0	1	0	2									
Inning Stats	R: 0 E: 0 K: 3 S: 13	H: 0 LOB: 1 BB: 1 P: 17	R: 0 E: 0 K: 1 S: 12	H: 0 LOB: 0 BB: 0 P: 18	R: 5 E: 1 K: 0 S: 23	H: 3 LOB: 1 BB: 3 P: 45	R: 1 E: 1 K: 0 S: 11	H: 1 LOB: 2 BB: 1 P: 16	R: 0 E: 0 K: 2 S: 9	H: 0 LOB: 1 BB: 1 P: 15	R: 0 E: 0 K: 3 S: 9	H: 0 LOB: 0 BB: 0 P: 13	R: 0 E: 0 K: 1 S: 8	H: 0 LOB: 0 BB: 0 P: 9	R: 0 E: 0 K: 0 S: 7	H: 1 LOB: 1 BB: 0 P: 9	1B: 3 2B: 1 3B: 0 HR: 1	SF: 1 SAC: 2 DP: 0 HBP: 1	WP: 1 PB: 0 SB: 4 CS: 0	PA: 37					
PITCHER	IP	WLS	BF	H	R	ER	SO	BB	IBB	HBP	BLK	WP	HR	S	P	ERA	WHIP								
55 Matt Moore, L ERA: 3.88	3.0	L	17	3	5	5	4	4	0	1	0	0	0	14	21	0.00	1.500								
47 Brandon Gomes, R ERA: 6.23	1.1		7	1	1	0	1	1	0	0	0	0	0	6	10	0.00	1.500								
27 César Ramos, L ERA: 2.25	0.2		3	0	0	0	1	1	0	0	0	0	0	15	19	0.00	0.000								
40 Wade Davis, R ERA: 2.25	1.2		5	0	0	0	4	0	0	0	0	0	0	4	5	0.00	1.500								
39 J.P. Howell, L ERA: 2.96	0.2		3	1	0	0	0	0	0	0	0	0	0	4	5	0.00	1.500								

AB	31
R	4
H	5
RBI	3
BB	3
SO	13
LOB	6



AB	27
R	6
H	5
RBI	6
BB	6
SO	10
LOB	12



Batter	1	2	3	4	5	6	7	8	9	AB	R	H	RBI	BB	SO	LOB	TOP								
23 Pedro Ciriaco, R (1,5) OBP: 0.315, SLG: 0.401	G5-3		G6-3			G6-3	IBB		K	4	0	0	0	1	1	1	Boston Red Sox @ Tampa Bay Rays Tropicana Field, St. Petersburg, FL Mon Sep 17 2012, 7:13 PM - 10:23 PM EDT Att: 11,722 - Dome - 72 F livebaseballscorecards.com								
2 Jacoby Ellsbury, L (1,8) OBP: 0.316, SLG: 0.382	G1-3			L8		HR	1B		1B	5	1	3	3	0	0	0									
15 Dustin Pedroia, R (1,4) OBP: 0.349, SLG: 0.457	G1-3			G6-3		BB	F6		G5-3	4	0	0	0	1	0	4									
7 Cody Ross, R (1,9) OBP: 0.338, SLG: 0.501		G4-3		F7		K	L6		CS	4	0	0	0	0	1	4									
22 James Loney, L (1,3) OBP: 0.297, SLG: 0.342		G3-1			L6			1B	1B	4	1	2	0	0	0	0									
39 Jarrod Saltalamacchia, R (1,10) OBP: 0.263, SLG: 0.473					K				K	2	1	0	0	2	2	1									
20 Ryan Lavarnway, R (1,2) OBP: 0.219, SLG: 0.262		G1-3			K				K	4	1	0	0	0	2	4									
26 Scott Podsednik, L (1,7) OBP: 0.320, SLG: 0.347			F9			K			E5	2	0	0	0	0	1	0									
50 Mauro Gomez, R (7,PH) OBP: 0.349, SLG: 0.461										1	0	1	2	0	0	0									
29 Daniel Nava, S (7,FR) OBP: 0.356, SLG: 0.378										1	0	0	0	0	0	1									
10 Jose Iglesias, R (1,6) OBP: 0.200, SLG: 0.100			F8			SH5-4			K	2	1	0	0	0	1	2									
Inning Stats	R: 0 E: 0 K: 0 S: 9	H: 0 LOB: 0 BB: 0 P: 13	R: 0 E: 0 K: 0 S: 15	H: 0 LOB: 1 BB: 1 P: 24	R: 0 E: 0 K: 0 S: 7	H: 0 LOB: 0 BB: 0 P: 10	R: 0 E: 0 K: 0 S: 5	H: 0 LOB: 0 BB: 0 P: 9	R: 0 E: 0 K: 2 S: 9	H: 0 LOB: 0 BB: 0 P: 12	R: 2 E: 0 K: 2 S: 13	H: 1 LOB: 1 BB: 1 P: 24	R: 3 E: 1 K: 0 S: 22	H: 3 LOB: 3 BB: 2 P: 38	R: 0 E: 1 K: 3 S: 15	H: 1 LOB: 2 BB: 0 P: 22	R: 0 E: 0 K: 1 S: 11	H: 1 LOB: 0 BB: 0 P: 17	1B: 5 2B: 0 3B: 0 HR: 1	SF: 0 SAC: 1 DP: 0 HBP: 1	WP: 1 PB: 1 SB: 1 CS: 1	PA: 40			
PITCHER	IP WLS BF H R ER SO BB IBB HBP BLK WP HR S P ERA WHIP	IP WLS BF H R ER SO BB IBB HBP BLK WP HR S P ERA WHIP	IP WLS BF H R ER SO BB IBB HBP BLK WP HR S P ERA WHIP	IP WLS BF H R ER SO BB IBB HBP BLK WP HR S P ERA WHIP	IP WLS BF H R ER SO BB IBB HBP BLK WP HR S P ERA WHIP	IP WLS BF H R ER SO BB IBB HBP BLK WP HR S P ERA WHIP	IP WLS BF H R ER SO BB IBB HBP BLK WP HR S P ERA WHIP	IP WLS BF H R ER SO BB IBB HBP BLK WP HR S P ERA WHIP	IP WLS BF H R ER SO BB IBB HBP BLK WP HR S P ERA WHIP	IP WLS BF H R ER SO BB IBB HBP BLK WP HR S P ERA WHIP	IP WLS BF H R ER SO BB IBB HBP BLK WP HR S P ERA WHIP	IP WLS BF H R ER SO BB IBB HBP BLK WP HR S P ERA WHIP	IP WLS BF H R ER SO BB IBB HBP BLK WP HR S P ERA WHIP	IP WLS BF H R ER SO BB IBB HBP BLK WP HR S P ERA WHIP	IP WLS BF H R ER SO BB IBB HBP BLK WP HR S P ERA WHIP	IP WLS BF H R ER SO BB IBB HBP BLK WP HR S P ERA WHIP	IP WLS BF H R ER SO BB IBB HBP BLK WP HR S P ERA WHIP	IP WLS BF H R ER SO BB IBB HBP BLK WP HR S P ERA WHIP	IP WLS BF H R ER SO BB IBB HBP BLK WP HR S P ERA WHIP	IP WLS BF H R ER SO BB IBB HBP BLK WP HR S P ERA WHIP	IP WLS BF H R ER SO BB IBB HBP BLK WP HR S P ERA WHIP	IP WLS BF H R ER SO BB IBB HBP BLK WP HR S P ERA WHIP	IP WLS BF H R ER SO BB IBB HBP BLK WP HR S P ERA WHIP	IP WLS BF H R ER SO BB IBB HBP BLK WP HR S P ERA WHIP	IP WLS BF H R ER SO BB IBB HBP BLK WP HR S P ERA WHIP
53 Alex Cobb, R (1,1) ERA: 4.27	6.0	L	24	2	4	3	4	3	0	1	0	0	0	0	0	0	1	1	62	101	4.50	0.833			
31 Burke Badenhop, R (7,1) ERA: 3.15	0.0		1	0	0	0	0	0	0	0	0	0	0	0	0	0	0	0	3	5	∞	∞			
39 J.P. Howell, L (7,1) ERA: 2.94	0.1		4	2	1	0	0	0	1	0	0	0	0	0	0	0	0	0	10	18	0.00	6.000			
47 Brandon Gomes, R (7,1) ERA: 5.93	0.2		2	0	0	0	0	0	0	0	0	0	0	0	0	0	0	0	5	6	0.00	0.000			
27 Cesar Ramos, L (8,1) ERA: 2.17	1.0		5	1	0	0	3	0	0	0	0	0	0	0	0	0	0	0	15	22	0.00	1.000			
PITCHER	IP WLS BF H R ER SO BB IBB HBP BLK WP HR S P ERA WHIP	IP WLS BF H R ER SO BB IBB HBP BLK WP HR S P ERA WHIP	IP WLS BF H R ER SO BB IBB HBP BLK WP HR S P ERA WHIP	IP WLS BF H R ER SO BB IBB HBP BLK WP HR S P ERA WHIP	IP WLS BF H R ER SO BB IBB HBP BLK WP HR S P ERA WHIP	IP WLS BF H R ER SO BB IBB HBP BLK WP HR S P ERA WHIP	IP WLS BF H R ER SO BB IBB HBP BLK WP HR S P ERA WHIP	IP WLS BF H R ER SO BB IBB HBP BLK WP HR S P ERA WHIP	IP WLS BF H R ER SO BB IBB HBP BLK WP HR S P ERA WHIP	IP WLS BF H R ER SO BB IBB HBP BLK WP HR S P ERA WHIP	IP WLS BF H R ER SO BB IBB HBP BLK WP HR S P ERA WHIP	IP WLS BF H R ER SO BB IBB HBP BLK WP HR S P ERA WHIP	IP WLS BF H R ER SO BB IBB HBP BLK WP HR S P ERA WHIP	IP WLS BF H R ER SO BB IBB HBP BLK WP HR S P ERA WHIP	IP WLS BF H R ER SO BB IBB HBP BLK WP HR S P ERA WHIP	IP WLS BF H R ER SO BB IBB HBP BLK WP HR S P ERA WHIP	IP WLS BF H R ER SO BB IBB HBP BLK WP HR S P ERA WHIP	IP WLS BF H R ER SO BB IBB HBP BLK WP HR S P ERA WHIP	IP WLS BF H R ER SO BB IBB HBP BLK WP HR S P ERA WHIP	IP WLS BF H R ER SO BB IBB HBP BLK WP HR S P ERA WHIP	IP WLS BF H R ER SO BB IBB HBP BLK WP HR S P ERA WHIP	IP WLS BF H R ER SO BB IBB HBP BLK WP HR S P ERA WHIP	IP WLS BF H R ER SO BB IBB HBP BLK WP HR S P ERA WHIP	IP WLS BF H R ER SO BB IBB HBP BLK WP HR S P ERA WHIP	IP WLS BF H R ER SO BB IBB HBP BLK WP HR S P ERA WHIP
8 Desmond Jennings, R (1,7) OBP: 0.312, SLG: 0.391	K		G5-3			FC6-4			K	4	0	0	0	0	2	2	Boston Red Sox @ Tampa Bay Rays Tropicana Field, St. Petersburg, FL Mon Sep 17 2012, 7:13 PM - 10:23 PM EDT Att: 11,722 - Dome - 72 F livebaseballscorecards.com								
2 B.J. Upton, R (1,8) OBP: 0.301, SLG: 0.443	G5-3					1B	1B		1B	4	1	3	0	0	0	0									
18 Ben Zobrist, S (1,6) OBP: 0.370, SLG: 0.461	1B				FC4-6	G3-6-1			G6-3	4	0	1	1	0	0	2									
20 Matt Joyce, L (1,9) OBP: 0.348, SLG: 0.436	P5				G6-4-3	G6-3			K	4	0	0	0	0	1	2									
30 Luke Scott, L (1,10) OBP: 0.267, SLG: 0.423		G4-3							K	2	1	1	0	0	0	0									
16 Chris Gimenez, R (7,PH) OBP: 0.281, SLG: 0.265									K	1	0	0	0	0	1	0									
13 Ben Francisco, R (8,PH) OBP: 0.290, SLG: 0.387									K	1	0	0	0	0	1	0									
7 Jeff Keppinger, R (1,5) OBP: 0.361, SLG: 0.419		F8			L7				F9	3	0	0	0	0	0	1									
23 Carlos Pena, L (1,3) OBP: 0.326, SLG: 0.345									K	2	0	1	0	0	0	0									
1 Sean Rodriguez, R (7,PH) OBP: 0.277, SLG: 0.329		P5							K	1	0	0	0	0	1	0									
19 Ryan Roberts, R (1,4) OBP: 0.302, SLG: 0.356									K	2	0	0	1	0	1	0									
28 José Molina, R (1,2) OBP: 0.267, SLG: 0.308									G4-3	1	0	0	0	1	0	0									
26 Stephen Vogt, L (8,PH) OBP: 0.277, SLG: 0.329									G4-3	1	0	0	0	0	0	0									
Inning Stats	R: 0 E: 0 K: 1 S: 11	H: 1 LOB: 1 BB: 0 P: 18	R: 0 E: 0 K: 0 S: 5	H: 0 LOB: 0 BB: 0 P: 9	R: 0 E: 0 K: 0 S: 6	H: 0 LOB: 0 BB: 0 P: 8	R: 0 E: 0 K: 0 S: 8	H: 1 LOB: 0 BB: 0 P: 11	R: 0 E: 0 K: 0 S: 9	H: 1 LOB: 0 BB: 0 P: 13	R: 0 E: 0 K: 2 S: 9	H: 0 LOB: 0 BB: 0 P: 11	R: 0 E: 0 K: 2 S: 11	H: 0 LOB: 0 BB: 0 P: 15	R: 0 E: 0 K: 2 S: 12	H: 1 LOB: 0 BB: 0 P: 16	R: 1 E: 0 K: 2 S: 12	H: 1 LOB: 0 BB: 0 P: 16	1B: 6 2B: 0 3B: 0 HR: 0	SF: 0 SAC: 1 DP: 2 HBP: 0	WP: 1 PB: 0 SB: 0 CS: 2	PA: 32			
PITCHER	IP WLS BF H R ER SO BB IBB HBP BLK WP HR S P ERA WHIP	IP WLS BF H R ER SO BB IBB HBP BLK WP HR S P ERA WHIP	IP WLS BF H R ER SO BB IBB HBP BLK WP HR S P ERA WHIP	IP WLS BF H R ER SO BB IBB HBP BLK WP HR S P ERA WHIP	IP WLS BF H R ER SO BB IBB HBP BLK WP HR S P ERA WHIP	IP WLS BF H R ER SO BB IBB HBP BLK WP HR S P ERA WHIP	IP WLS BF H R ER SO BB IBB HBP BLK WP HR S P ERA WHIP	IP WLS BF H R ER SO BB IBB HBP BLK WP HR S P ERA WHIP	IP WLS BF H R ER SO BB IBB HBP BLK WP HR S P ERA WHIP	IP WLS BF H R ER SO BB IBB HBP BLK WP HR S P ERA WHIP	IP WLS BF H R ER SO BB IBB HBP BLK WP HR S P ERA WHIP	IP WLS BF H R ER SO BB IBB HBP BLK WP HR S P ERA WHIP	IP WLS BF H R ER SO BB IBB HBP BLK WP HR S P ERA WHIP	IP WLS BF H R ER SO BB IBB HBP BLK WP HR S P ERA WHIP	IP WLS BF H R ER SO BB IBB HBP BLK WP HR S P ERA WHIP	IP WLS BF H R ER SO BB IBB HBP BLK WP HR S P ERA WHIP	IP WLS BF H R ER SO BB IBB HBP BLK WP HR S P ERA WHIP	IP WLS BF H R ER SO BB IBB HBP BLK WP HR S P ERA WHIP	IP WLS BF H R ER SO BB IBB HBP BLK WP HR S P ERA WHIP	IP WLS BF H R ER SO BB IBB HBP BLK WP HR S P ERA WHIP	IP WLS BF H R ER SO BB IBB HBP BLK WP HR S P ERA WHIP	IP WLS BF H R ER SO BB IBB HBP BLK WP HR S P ERA WHIP	IP WLS BF H R ER SO BB IBB HBP BLK WP HR S P ERA WHIP	IP WLS BF H R ER SO BB IBB HBP BLK WP HR S P ERA WHIP	IP WLS BF H R ER SO BB IBB HBP BLK WP HR S P ERA WHIP
35 Aaron Cook, R (1,1) ERA: 4.93	6.0	W	22	5	1	1	1	1	0	0	0	0	0	0	0	0	0	0	9	11	0.00	0.000			
53 Rich Hill, L (7,1) ERA: 2.04	1.0		3	0	0	0	2	0	0	0	0	0	0	0	0	0	0	0	9	11	0.00	0.000			
36 Junichi Tazawa, R (8,1) ERA: 1.43	1.0		3	0	0	0	2	0	0	0	0	0	0	0	0	0	0	0	11	15	0.00	0.000			
37 Mark Melancon, R (9,1) ERA: 6.98	1.0		4	1	1	1	2	0	0	0	0	0	0	0	0	0	1	0	12	16	9.00	1.000			

Batter	1	2	3	4	5	6	7	8	9	AB	R	H	RBI	BB	SO	LOB	TOP										
23 Pedro Ciriaco, R OBP: 0.313, SLG: 0.394 2 Jacoby Ellsbury, L OBP: 0.321, SLG: 0.382										2	0	0	0	0	1	1	Boston Red Sox @ Tampa Bay Rays Tropicana Field, St. Petersburg, FL Thu Sep 20 2012, 7:13 PM - 10:25 PM EDT Att: 12,963 - Dome - 72 F livebaseballscorecards.com										
15 Dustin Pedroia, R OBP: 0.341, SLG: 0.447										5	0	0	0	0	0	3											
7 Cody Ross, R OBP: 0.338, SLG: 0.500										4	1	1	1	0	1	0											
20 Ryan Lavanway, R OBP: 0.240, SLG: 0.292										4	1	2	1	0	1	1											
50 Mauro Gomez, R OBP: 0.352, SLG: 0.481 22 James Loney, L OBP: 0.298, SLG: 0.339										4	0	2	1	0	1	0											
3 Mike Aviles, R OBP: 0.283, SLG: 0.384										0	0	0	0	0	0	0											
29 Daniel Nava, S OBP: 0.350, SLG: 0.368										3	0	1	0	1	1	1											
26 Scott Podsednik, L OBP: 0.315, SLG: 0.341										4	0	1	0	0	0	0											
10 Jose Iglesias, R OBP: 0.261, SLG: 0.231										4	2	3	1	0	0	1											
Inning Stats	R: 0 H: 0 E: 1 K: 1 S: 11	H: 0 LOB: 1 BB: 0 P: 16	R: 0 H: 0 E: 0 K: 1 S: 7	H: 1 LOB: 0 BB: 0 P: 11	R: 0 H: 1 E: 0 K: 1 S: 10	H: 0 LOB: 0 BB: 0 P: 12	R: 0 H: 0 E: 0 K: 1 S: 11	H: 0 LOB: 0 BB: 0 P: 16	R: 0 H: 1 E: 0 K: 1 S: 9	H: 1 LOB: 3 BB: 0 P: 14	R: 2 H: 4 E: 0 K: 1 S: 19	H: 4 LOB: 3 BB: 1 P: 27	R: 0 H: 1 E: 0 K: 0 S: 11	H: 1 LOB: 1 BB: 0 P: 15	R: 1 H: 2 E: 0 K: 2 S: 13	H: 2 LOB: 1 BB: 0 P: 17		R: 1 H: 1 E: 0 K: 0 S: 13	H: 1 LOB: 0 BB: 0 P: 14	1B: 6 2B: 3 3B: 1 HR: 1	SF: 0 SAC: 0 DP: 1 HBP: 0	WP: 2 PB: 0 SB: 0 CS: 1	PA: 38				
PITCHER	IP	WLS	BF	H	R	ER	SO	BB	IBB	HBP	BLK	WP	HR	S	P	ERA	WHIP										
14 David Price, L ERA: 2.58	7.1		31	8	3	3	7	1	0	0	0	2	0	83	119	3.68	1.227										
40 Wade Davis, R ERA: 2.5	0.2		3	1	0	0	1	0	0	0	0	0	0	8	9	0.00	1.500										
39 J.P. Howell, L ERA: 3.08	0.2		3	1	1	1	0	0	0	0	0	0	1	10	11	13.50	1.500										
31 Burke Badenhop, R ERA: 3.1	0.1	W	1	0	0	0	0	0	0	0	0	0	0	3	3	0.00	0.000										

Batter	1	2	3	4	5	6	7	8	9	AB	R	H	RBI	BB	SO	LOB	BOTTOM										
8 Desmond Jennings, R OBP: 0.320, SLG: 0.398										5	2	3	2	0	1	0	Boston Red Sox @ Tampa Bay Rays Tropicana Field, St. Petersburg, FL Thu Sep 20 2012, 7:13 PM - 10:25 PM EDT Att: 12,963 - Dome - 72 F livebaseballscorecards.com										
2 B.J. Upton, R OBP: 0.303, SLG: 0.448										5	1	2	3	0	0	3											
18 Ben Zobrist, S OBP: 0.369, SLG: 0.458										3	0	0	1	0	0	1											
3 Evan Longoria, R OBP: 0.354, SLG: 0.482										4	0	1	0	0	1	0											
20 Matt Joyce, L OBP: 0.350, SLG: 0.434										4	1	1	0	0	0	1											
7 Jeff Keppinger, R OBP: 0.383, SLG: 0.428										4	1	1	0	0	1	1											
30 Luke Scott, L OBP: 0.274, SLG: 0.430										3	0	1	0	1	0	2											
23 Carlos Pena, L OBP: 0.334, SLG: 0.352 24 Rich Thompson, L OBP: 0.174, SLG: 0.095										3	0	1	1	1	1	3											
28 José Molina, R OBP: 0.272, SLG: 0.314 19 Ryan Roberts, R OBP: 0.298, SLG: 0.350 59 Jose Lobaton, S OBP: 0.333, SLG: 0.323 26 Stephen Vogt, L OBP: 0.305, SLG: 0.351										2	0	0	0	0	0	1											
Inning Stats	R: 0 H: 0 E: 0 K: 0 S: 8	H: 1 LOB: 2 BB: 1 P: 21	R: 0 H: 1 E: 0 K: 1 S: 13	H: 1 LOB: 1 BB: 0 P: 15	R: 0 H: 0 E: 0 K: 0 S: 5	H: 0 LOB: 0 BB: 0 P: 6	R: 0 H: 1 E: 0 K: 0 S: 12	H: 1 LOB: 2 BB: 1 P: 19	R: 0 H: 0 E: 0 K: 1 S: 8	H: 0 LOB: 0 BB: 0 P: 9	R: 0 H: 1 E: 0 K: 1 S: 8	H: 1 LOB: 1 BB: 0 P: 13	R: 1 H: 1 E: 0 K: 0 S: 10	H: 1 LOB: 0 BB: 0 P: 13	R: 6 H: 5 E: 1 K: 0 S: 18	H: 5 LOB: 1 BB: 1 P: 32		1B: 5 2B: 4 3B: 0 HR: 1	SF: 1 SAC: 0 DP: 0 HBP: 0	WP: 0 PB: 0 SB: 2 CS: 0	PA: 38						
PITCHER	IP	WLS	BF	H	R	ER	SO	BB	IBB	HBP	BLK	WP	HR	S	P	ERA	WHIP										
11 Clay Buchholz, R ERA: 4.16	7.0		27	4	0	0	4	2	0	0	0	0	0	64	94	0.00	0.857										
36 Junichi Tazawa, R ERA: 1.92	1.0	H	4	1	1	1	0	0	0	0	0	0	0	10	13	9.00	1.000										
40 Andrew Bailey, R ERA: 6.75	0.1	L	6	4	6	6	0	1	0	0	0	0	0	16	28	162.00	15.000										
44 Vicente Padilla, R ERA: 4.79	0.0		1	1	0	0	0	0	0	0	0	0	1	2	4	∞	∞										

Batter	1	2	3	4	5	6	7	8	9	AB	R	H	RBI	BB	SO	LOB	TOP					
13 Brett Lawrie, R OBP: 0.319, SLG: 0.402 18 Mike McCoy, R OBP: 0.236, SLG: 0.255										3	0	1	0	0	1	0	Toronto Blue Jays @ Tampa Bay Rays Tropicana Field, St. Petersburg, FL Fri Sep 21 2012, 7:12 PM - 10:07 PM EDT Att: 14,187 - Dome - 72 F					
28 Colby Rasmus, L OBP: 0.293, SLG: 0.409										4	1	2	0	0	1	2						
10 Edwin Encarnación, R OBP: 0.389, SLG: 0.564 5 Yunes Escobar, R OBP: 0.297, SLG: 0.348										2	0	1	0	1	1	1						
26 Adam Lind, L OBP: 0.295, SLG: 0.396 68 Yan Gomes, R OBP: 0.240, SLG: 0.337										3	0	0	0	0	0	3						
9 J.P. Arencibia, R OBP: 0.263, SLG: 0.424										4	0	0	0	0	2	4						
2 Kelly Johnson, L OBP: 0.313, SLG: 0.361										4	0	1	0	0	2	4						
11 Rajai Davis, R OBP: 0.297, SLG: 0.360										4	0	1	0	0	2	1						
3 Adeiny Hechavarria, R OBP: 0.284, SLG: 0.365										4	0	1	0	0	0	2						
8 Anthony Gose, L OBP: 0.292, SLG: 0.306										4	0	0	0	0	1	1						
Inning Stats	R: 0 E: 0 K: 2 S: 10	H: 1 LOB: 1 BB: 0 P: 12	R: 0 E: 0 K: 1 S: 10	H: 1 LOB: 1 BB: 0 P: 16	R: 0 E: 0 K: 1 S: 9	H: 0 LOB: 0 BB: 0 P: 15	R: 0 E: 0 K: 1 S: 8	H: 0 LOB: 1 BB: 1 P: 13	R: 0 E: 0 K: 1 S: 15	H: 2 LOB: 2 BB: 0 P: 22	R: 0 E: 0 K: 2 S: 11	H: 1 LOB: 1 BB: 0 P: 14	R: 0 E: 0 K: 1 S: 9	H: 1 LOB: 0 BB: 0 P: 13	R: 1 E: 0 K: 1 S: 18	H: 3 LOB: 2 BB: 0 P: 28	R: 0 E: 0 K: 1 S: 6	H: 0 LOB: 0 BB: 0 P: 7	1B: 8 2B: 1 3B: 0 HR: 0	SF: 0 SAC: 0 DP: 1 HBP: 0	WP: 0 PB: 0 SB: 0 CS: 0	PA: 36
PITCHER	IP WLS BF H R ER SO BB IBB HBP BLK WP HR S P ERA WHIP	7.0 W 27 6 0 0 9 1 0 0 0 0 0 0 72 105 0.00 1.000	1.0 6 3 1 1 1 0 0 0 0 0 0 0 18 28 9.00 3.000	1.0 3 0 0 0 1 0 0 0 0 0 0 0 6 7 0.00 0.000																		

Batter	1	2	3	4	5	6	7	8	9	AB	R	H	RBI	BB	SO	LOB	BOTTOM					
8 Desmond Jennings, R OBP: 0.317, SLG: 0.394 9 Elliot Johnson, S OBP: 0.356, SLG: 0.351										5	0	0	0	0	1	4	Toronto Blue Jays @ Tampa Bay Rays Tropicana Field, St. Petersburg, FL Fri Sep 21 2012, 7:12 PM - 10:07 PM EDT Att: 14,187 - Dome - 72 F					
2 B.J. Upton, R OBP: 0.302, SLG: 0.449 24 Rich Thompson, L OBP: 0.167, SLG: 0.091										4	1	1	0	0	0	1						
18 Ben Zobrist, S OBP: 0.372, SLG: 0.465 13 Ben Francisco, R OBP: 0.289, SLG: 0.381										3	2	2	1	1	0	0						
3 Evan Longoria, R OBP: 0.360, SLG: 0.491 19 Ryan Roberts, R OBP: 0.300, SLG: 0.354										4	2	3	0	0	0	2						
20 Matt Joyce, L OBP: 0.351, SLG: 0.430										3	1	0	1	2	1	3						
7 Jeff Keppinger, R OBP: 0.369, SLG: 0.433 15 Reid Brignac, L OBP: 0.136, SLG: 0.095										3	2	3	1	1	0	0						
30 Luke Scott, L OBP: 0.280, SLG: 0.437										4	2	2	4	1	1	2						
23 Carlos Pena, L OBP: 0.334, SLG: 0.357										5	1	2	2	0	1	2						
2B José Molina, R OBP: 0.275, SLG: 0.333 26 Stephen Vogt, L										4	1	2	3	0	1	3						
Inning Stats	R: 1 E: 0 K: 0 S: 11	H: 2 LOB: 1 BB: 0 P: 22	R: 4 E: 0 K: 0 S: 12	H: 3 LOB: 0 BB: 1 P: 20	R: 2 E: 0 K: 1 S: 15	H: 3 LOB: 1 BB: 1 P: 22	R: 1 E: 0 K: 0 S: 8	H: 2 LOB: 2 BB: 2 P: 20	R: 0 E: 0 K: 0 S: 9	H: 1 LOB: 1 BB: 0 P: 16	R: 4 E: 0 K: 1 S: 18	H: 4 LOB: 1 BB: 1 P: 30	R: 0 E: 0 K: 1 S: 9	H: 1 LOB: 1 BB: 0 P: 16	R: 0 E: 0 K: 2 S: 8	H: 0 LOB: 0 BB: 0 P: 9	1B: 7 2B: 6 3B: 1 HR: 2	SF: 0 SAC: 0 DP: 1 HBP: 0	WP: 1 PB: 0 SB: 0 CS: 0	PA: 44		
PITCHER	IP WLS BF H R ER SO BB IBB HBP BLK WP HR S P ERA WHIP	2.1 L 17 3 1 1 1 2 0 0 0 0 0 0 21 40 3.38 1.875	1.0 8 4 4 4 1 1 0 0 0 0 0 0 18 30 36.00 5.000	1.0 4 1 0 0 1 0 0 0 0 0 0 0 9 16 0.00 1.000	1.0 3 0 0 0 2 0 0 0 0 0 0 0 8 9 0.00 0.000																	

AB	35
R	1
H	9
RBI	1
BB	1
SO	11
LOB	18



AB	39
R	12
H	16
RBI	12
BB	5
SO	5
LOB	17



Batter	1	2	3	4	5	6	7	8	9	AB	R	H	RBI	BB	SO	LOB	TOP
13 Brett Lawrie, R OBP: 0.322, SLG: 0.405										4	2	2	0	1	0	1	
11 Rajai Davis, R OBP: 0.300, SLG: 0.364										4	1	2	0	1	1	2	
10 Edwin Encarnación, R OBP: 0.389, SLG: 0.562										4	0	1	1	1	1	4	
26 Adam Lind, L OBP: 0.294, SLG: 0.401										4	0	1	3	0	0	4	
5 Yuliel Escobar, R OBP: 0.294, SLG: 0.345										4	0	0	0	0	0	6	
14 Moisés Sierra, R OBP: 0.297, SLG: 0.403										4	1	1	0	0	1	1	
6 Jeff Mathis, R OBP: 0.240, SLG: 0.337										4	0	1	0	0	2	1	AB 36
3 Adeiny Hechavarria, R OBP: 0.283, SLG: 0.360										4	0	1	1	0	1	1	R 5
8 Anthony Gose, L OBP: 0.289, SLG: 0.305										4	1	1	0	0	2	2	H 10
Inning Stats	R: 2 H: 2 E: 0 K: 0 S: 13	WLS: 2 BF: 1 LOB: 1 BB: 1 P: 23	R: 0 H: 0 E: 0 K: 2 S: 8	H: 0 R: 0 ER: 0 LOB: 2 BB: 1 P: 12	R: 0 H: 1 E: 0 K: 1 S: 10	H: 0 R: 0 ER: 0 LOB: 2 BB: 1 P: 16	R: 0 H: 3 E: 0 K: 1 S: 10	H: 1 R: 1 ER: 0 LOB: 1 BB: 0 P: 13	R: 0 H: 2 E: 0 K: 1 S: 13	H: 1 R: 1 ER: 0 LOB: 1 BB: 0 P: 22	R: 0 H: 0 E: 0 K: 0 S: 4	H: 0 R: 0 ER: 0 LOB: 0 BB: 0 P: 5	1B: 6 2B: 3 3B: 1 HR: 0	SF: 1 SAC: 0 DP: 0 HBP: 0	WP: 0 PB: 0 SB: 1 CS: 0	PA: 40	
PITCHER	IP: 2.2 WLS: 1 BF: 13 ERA: 3.92	WLS: 2 BF: 13 LOB: 1 BB: 1 P: 23	H: 3 R: 2 ER: 2 SO: 2	H: 0 R: 0 ER: 0 SO: 2	H: 0 R: 0 ER: 0 SO: 2	H: 0 R: 0 ER: 0 SO: 2	H: 3 R: 1 ER: 0 SO: 11	H: 1 R: 1 ER: 0 SO: 13	H: 2 R: 1 ER: 0 SO: 13	H: 1 R: 1 ER: 0 SO: 13	H: 0 R: 0 ER: 0 SO: 0	H: 0 R: 0 ER: 0 SO: 0	WP: 0 HR: 0 S: 4	ERA: 9.00 WHIP: 2.000			
55 Matt Moore, L ERA: 3.92	IP: 2.2 WLS: 1 BF: 13 ERA: 3.92	WLS: 2 BF: 13 LOB: 1 BB: 1 P: 23	H: 3 R: 2 ER: 2 SO: 2	H: 0 R: 0 ER: 0 SO: 2	H: 0 R: 0 ER: 0 SO: 2	H: 0 R: 0 ER: 0 SO: 2	H: 3 R: 1 ER: 0 SO: 11	H: 1 R: 1 ER: 0 SO: 13	H: 2 R: 1 ER: 0 SO: 13	H: 1 R: 1 ER: 0 SO: 13	H: 0 R: 0 ER: 0 SO: 0	H: 0 R: 0 ER: 0 SO: 0	WP: 0 HR: 0 S: 4	ERA: 9.00 WHIP: 2.000			
31 Burke Badenhop, R ERA: 3.03	IP: 1.1 WLS: 0 BF: 4 ERA: 3.03	WLS: 2 BF: 13 LOB: 1 BB: 1 P: 23	H: 0 R: 0 ER: 0 SO: 1	H: 0 R: 0 ER: 0 SO: 1	H: 0 R: 0 ER: 0 SO: 1	H: 0 R: 0 ER: 0 SO: 1	H: 0 R: 0 ER: 0 SO: 1	H: 0 R: 0 ER: 0 SO: 1	H: 0 R: 0 ER: 0 SO: 1	H: 0 R: 0 ER: 0 SO: 1	H: 0 R: 0 ER: 0 SO: 0	H: 0 R: 0 ER: 0 SO: 0	WP: 0 HR: 0 S: 4	ERA: 9.00 WHIP: 2.000			
57 Jake McGee, L ERA: 2.1	IP: 1.0 WLS: 0 BF: 6 ERA: 2.1	WLS: 2 BF: 13 LOB: 1 BB: 1 P: 23	H: 0 R: 2 ER: 2 SO: 1	H: 0 R: 2 ER: 2 SO: 1	H: 0 R: 2 ER: 2 SO: 1	H: 0 R: 2 ER: 2 SO: 1	H: 0 R: 2 ER: 2 SO: 1	H: 0 R: 2 ER: 2 SO: 1	H: 0 R: 2 ER: 2 SO: 1	H: 0 R: 2 ER: 2 SO: 1	H: 0 R: 0 ER: 0 SO: 0	H: 0 R: 0 ER: 0 SO: 0	WP: 0 HR: 0 S: 4	ERA: 9.00 WHIP: 2.000			
43 Kyle Farnsworth, R ERA: 3.16	IP: 1.0 WLS: 0 BF: 4 ERA: 3.16	WLS: 2 BF: 13 LOB: 1 BB: 1 P: 23	H: 0 R: 0 ER: 0 SO: 2	H: 0 R: 0 ER: 0 SO: 2	H: 0 R: 0 ER: 0 SO: 2	H: 0 R: 0 ER: 0 SO: 2	H: 0 R: 0 ER: 0 SO: 2	H: 0 R: 0 ER: 0 SO: 2	H: 0 R: 0 ER: 0 SO: 2	H: 0 R: 0 ER: 0 SO: 2	H: 0 R: 0 ER: 0 SO: 0	H: 0 R: 0 ER: 0 SO: 0	WP: 0 HR: 0 S: 4	ERA: 9.00 WHIP: 2.000			
40 Wade Davis, R ERA: 2.57	IP: 1.0 WLS: 0 BF: 5 ERA: 2.57	WLS: 2 BF: 13 LOB: 1 BB: 1 P: 23	H: 0 R: 0 ER: 0 SO: 1	H: 0 R: 0 ER: 0 SO: 1	H: 0 R: 0 ER: 0 SO: 1	H: 0 R: 0 ER: 0 SO: 1	H: 0 R: 0 ER: 0 SO: 1	H: 0 R: 0 ER: 0 SO: 1	H: 0 R: 0 ER: 0 SO: 1	H: 0 R: 0 ER: 0 SO: 1	H: 0 R: 0 ER: 0 SO: 0	H: 0 R: 0 ER: 0 SO: 0	WP: 0 HR: 0 S: 4	ERA: 9.00 WHIP: 2.000			

Toronto Blue Jays @ Tampa Bay Rays
Tropicana Field, St. Petersburg, FL
Sat Sep 22 2012, 7:13 PM - 10:37 PM EDT
Att: 15,699 - Dome - 72 F

AB	36
R	5
H	10
RBI	5
BB	3
SO	8
LOB	22



Batter	1	2	3	4	5	6	7	8	9	AB	R	H	RBI	BB	SO	LOB	BOTTOM
8 Desmond Jennings, R OBP: 0.324, SLG: 0.404										3	4	3	1	2	0	0	
62 Joel Peralta, R ERA: 3.75										4	1	1	2	1	0	4	
56 Fernando Rodney, R ERA: 0.65										4	1	1	3	1	0	2	
2 B.J. Upton, R OBP: 0.303, SLG: 0.453										4	1	3	0	0	1	2	
9 Elliot Johnson, S OBP: 0.305, SLG: 0.351										4	1	3	0	0	1	2	
3 Evan Longoria, R OBP: 0.361, SLG: 0.590										1	0	0	0	0	0	0	
24 Rich Thompson, L OBP: 0.167, SLG: 0.091										2	0	0	0	2	0	2	
7 Jeff Keppinger, R OBP: 0.373, SLG: 0.439										1	0	0	0	0	0	0	
23 Carlos Pena, L OBP: 0.334, SLG: 0.356										1	0	0	0	0	0	0	
18 Ben Zobrist, S OBP: 0.372, SLG: 0.463										2	0	0	0	2	0	2	
30 Luke Scott, L OBP: 0.282, SLG: 0.443										1	0	1	0	0	0	0	
15 Reid Brignac, L OBP: 0.198, SLG: 0.095										0	0	0	0	0	0	0	
13 Ben Francisco, R OBP: 0.292, SLG: 0.383										4	1	1	2	1	0	4	
20 Matt Joyce, L OBP: 0.347, SLG: 0.424										5	0	0	0	0	0	4	
19 Ryan Roberts, R OBP: 0.301, SLG: 0.357										5	1	2	1	0	1	0	
2B José Molina, R OBP: 0.283, SLG: 0.352										4	2	3	2	0	0	0	
16 Chris Gimenez, R OBP: 0.272, SLG: 0.256										1	0	0	0	0	0	1	
Inning Stats	R: 1 H: 1 E: 0 K: 1 S: 18	H: 3 R: 3 ER: 0 LOB: 3 BB: 1 P: 38	R: 0 H: 0 E: 0 K: 1 S: 7	H: 0 R: 0 ER: 0 LOB: 0 BB: 1 P: 11	R: 0 H: 1 E: 0 K: 0 S: 9	H: 1 R: 1 ER: 0 LOB: 0 BB: 0 P: 16	R: 6 H: 7 E: 0 K: 0 S: 22	H: 7 R: 2 ER: 0 LOB: 3 BB: 2 P: 42	R: 0 H: 1 E: 0 K: 0 S: 17	H: 1 R: 1 ER: 0 LOB: 2 BB: 1 P: 28	R: 0 H: 0 E: 0 K: 0 S: 14	H: 0 R: 0 ER: 0 LOB: 0 BB: 0 P: 21	R: 0 H: 1 E: 0 K: 0 S: 9	1B: 7 2B: 5 3B: 0 HR: 4	SF: 0 SAC: 0 DP: 1 HBP: 0	WP: 1 PB: 0 SB: 0 CS: 0	PA: 45
PITCHER	IP: 4.0 WLS: 0 BF: 21 ERA: 3.28	WLS: 3 BF: 21 LOB: 3 BB: 1 P: 38	H: 5 R: 5 ER: 5 SO: 5	H: 0 R: 0 ER: 0 SO: 5	H: 1 R: 2 ER: 0 SO: 17	H: 1 R: 2 ER: 0 SO: 29	H: 7 R: 2 ER: 0 SO: 13	H: 3 R: 2 ER: 0 SO: 28	H: 1 R: 1 ER: 0 SO: 14	H: 2 R: 1 ER: 0 SO: 14	H: 0 R: 0 ER: 0 SO: 0	H: 0 R: 0 ER: 0 SO: 0	WP: 0 HR: 0 S: 9	ERA: 0.00 WHIP: 1.000			
23 Brandon Morrow, R ERA: 3.28	IP: 4.0 WLS: 0 BF: 21 ERA: 3.28	WLS: 3 BF: 21 LOB: 3 BB: 1 P: 38	H: 5 R: 5 ER: 5 SO: 5	H: 0 R: 0 ER: 0 SO: 5	H: 1 R: 2 ER: 0 SO: 17	H: 1 R: 2 ER: 0 SO: 29	H: 7 R: 2 ER: 0 SO: 13	H: 3 R: 2 ER: 0 SO: 28	H: 1 R: 1 ER: 0 SO: 14	H: 2 R: 1 ER: 0 SO: 14	H: 0 R: 0 ER: 0 SO: 0	H: 0 R: 0 ER: 0 SO: 0	WP: 0 HR: 0 S: 9	ERA: 0.00 WHIP: 1.000			
49 Brad Lincoln, R ERA: 3.0	IP: 0.2 WLS: 0 BF: 9 ERA: 3.0	WLS: 3 BF: 21 LOB: 3 BB: 1 P: 38	H: 6 R: 6 ER: 6 SO: 6	H: 0 R: 0 ER: 0 SO: 6	H: 0 R: 0 ER: 0 SO: 6	H: 0 R: 0 ER: 0 SO: 6	H: 0 R: 0 ER: 0 SO: 6	H: 0 R: 0 ER: 0 SO: 6	H: 0 R: 0 ER: 0 SO: 6	H: 0 R: 0 ER: 0 SO: 6	H: 0 R: 0 ER: 0 SO: 0	H: 0 R: 0 ER: 0 SO: 0	WP: 0 HR: 0 S: 9	ERA: 0.00 WHIP: 1.000			
31 Brandon Lyon, R ERA: 3.0	IP: 0.1 WLS: 0 BF: 3 ERA: 3.0	WLS: 3 BF: 21 LOB: 3 BB: 1 P: 38	H: 0 R: 0 ER: 0 SO: 0	H: 0 R: 0 ER: 0 SO: 0	H: 0 R: 0 ER: 0 SO: 0	H: 0 R: 0 ER: 0 SO: 0	H: 0 R: 0 ER: 0 SO: 0	H: 0 R: 0 ER: 0 SO: 0	H: 0 R: 0 ER: 0 SO: 0	H: 0 R: 0 ER: 0 SO: 0	H: 0 R: 0 ER: 0 SO: 0	H: 0 R: 0 ER: 0 SO: 0	WP: 0 HR: 0 S: 9	ERA: 0.00 WHIP: 1.000			
27 Brett Cecil, L ERA: 5.46	IP: 1.0 WLS: 0 BF: 5 ERA: 5.46	WLS: 3 BF: 21 LOB: 3 BB: 1 P: 38	H: 1 R: 0 ER: 0 SO: 0	H: 0 R: 0 ER: 0 SO: 0	H: 0 R: 0 ER: 0 SO: 0	H: 0 R: 0 ER: 0 SO: 0	H: 0 R: 0 ER: 0 SO: 0	H: 0 R: 0 ER: 0 SO: 0	H: 0 R: 0 ER: 0 SO: 0	H: 0 R: 0 ER: 0 SO: 0	H: 0 R: 0 ER: 0 SO: 0	H: 0 R: 0 ER: 0 SO: 0	WP: 0 HR: 0 S: 9	ERA: 0.00 WHIP: 1.000			
54 Jason Frasor, R ERA: 3.4	IP: 1.0 WLS: 0 BF: 4 ERA: 3.4	WLS: 3 BF: 21 LOB: 3 BB: 1 P: 38	H: 0 R: 0 ER: 0 SO: 0	H: 0 R: 0 ER: 0 SO: 0	H: 0 R: 0 ER: 0 SO: 0	H: 0 R: 0 ER: 0 SO: 0	H: 0 R: 0 ER: 0 SO: 0	H: 0 R: 0 ER: 0 SO: 0	H: 0 R: 0 ER: 0 SO: 0	H: 0 R: 0 ER: 0 SO: 0	H: 0 R: 0 ER: 0 SO: 0	H: 0 R: 0 ER: 0 SO: 0	WP: 0 HR: 0 S: 9	ERA: 0.00 WHIP: 1.000			

Toronto Blue Jays @ Tampa Bay Rays
Tropicana Field, St. Petersburg, FL
Sat Sep 22 2012, 7:13 PM - 10:37 PM EDT
Att: 15,699 - Dome - 72 F

Batter	1	2	3	4	5	6	7	8	9	AB	R	H	RBI	BB	SO	LOB	TOP								
8 Desmond Jennings, R (1.7) OBP: 0.317, SLG: 0.593										4	0	0	0	0	0	1	Tampa Bay Rays @ Chicago White Sox U.S. Cellular Field, Chicago, IL Thu Sep 27 2012, 8:10 PM - 11:21 PM EDT Att: 18,630 - Partly Cloudy - 60 F								
2 B.J. Upton, R (1.8) OBP: 0.298, SLG: 0.448										4	0	0	0	0	3	1									
18 Ben Zobrist, S (1.6) OBP: 0.375, SLG: 0.467										4	1	1	0	0	1	0									
3 Evan Longoria, R (1.5) OBP: 0.364, SLG: 0.506										4	1	1	1	0	0	1									
23 Carlos Pena, L (1.3) OBP: 0.334, SLG: 0.361										3	0	0	1	0	1	0									
7 Jeff Kempinger, R (1.4) OBP: 0.372, SLG: 0.443										4	0	1	0	0	0	0									
19 Ryan Roberts, R (9.4) OBP: 0.300, SLG: 0.354										3	1	2	1	0	0	0									
20 Luke Scott, L (1.10) OBP: 0.282, SLG: 0.446										3	0	0	0	0	1	2									
20 Matt Joyce, L (1.9) OBP: 0.343, SLG: 0.420										2	0	0	0	0	0	0									
59 Jose Lobaton, S (1.2) OBP: 0.326, SLG: 0.321										0	0	0	0	0	0	0									
5 Sam Fuld, L (8, PH) OBP: 0.326, SLG: 0.352										0	0	0	0	1	0	0									
16 Chris Gimenez, R (8.2) OBP: 0.272, SLG: 0.256										0	0	0	0	0	0	0									
Inning Stats	R: 0 E: 0 K: 2 S: 9	H: 0 LOB: 0 BB: 0 P: 13	R: 0 E: 0 K: 2 S: 16	H: 2 LOB: 2 BB: 0 P: 23	R: 0 E: 0 K: 1 S: 8	H: 0 LOB: 0 BB: 0 P: 13	R: 1 E: 0 K: 0 S: 9	H: 1 LOB: 0 BB: 0 P: 13	R: 1 E: 0 K: 1 S: 9	H: 1 LOB: 0 BB: 0 P: 16	R: 0 E: 0 K: 1 S: 11	H: 0 LOB: 0 BB: 0 P: 17	R: 0 E: 0 K: 0 S: 8	H: 0 LOB: 0 BB: 0 P: 11	R: 0 E: 0 K: 0 S: 10	H: 0 LOB: 1 BB: 1 P: 18	R: 1 E: 0 K: 0 S: 9	H: 1 LOB: 0 BB: 0 P: 16	1B: 2 2B: 1 3B: 0 HR: 2	SF: 1 SAC: 0 DP: 0 HBP: 0	WP: 0 PB: 0 SB: 0 CS: 0	PA: 33			
PITCHER	IP	WLS	BF	H	R	ER	SO	BB	IBB	HBP	BLK	WP	HR	S	P	ERA	WHIP								
44 Jake Peavy, R (1.1) ERA: 3.37	7.1		27	4	2	2	6	1	0	0	0	0	1	75	118	2.46	0.682								
39 Brett Myers, R (8.1) ERA: 3.5	1.2	L	6	1	1	1	0	0	0	0	0	0	1	14	22	5.40	0.600								

Batter	1	2	3	4	5	6	7	8	9	AB	R	H	RBI	BB	SO	LOB	BOTTOM								
30 Alejandro De Aza, L (1.8) OBP: 0.350, SLG: 0.410										4	1	1	0	1	0	0	Tampa Bay Rays @ Chicago White Sox U.S. Cellular Field, Chicago, IL Thu Sep 27 2012, 8:10 PM - 11:21 PM EDT Att: 18,630 - Partly Cloudy - 60 F								
20 Kevin Youkilis, R (1.5) OBP: 0.341, SLG: 0.417										4	0	3	0	0	0	1									
5 Orlando Hudson, S (8, FR) OBP: 0.256, SLG: 0.297										3	1	0	0	2	1	3									
44 Adam Dunn, L (1.3) OBP: 0.338, SLG: 0.481											2	0	0	0	2	1		3							
14 Paul Konerko, R (1.10) OBP: 0.371, SLG: 0.486											4	0	1	0	0	2		3							
51 Alex Rios, R (1.9) OBP: 0.329, SLG: 0.508											4	0	1	0	0	2		3							
12 A.J. Pierzynski, L (1.2) OBP: 0.326, SLG: 0.509											4	0	1	0	0	1		3							
7 Jordan Danks, L (8, FR) OBP: 0.250, SLG: 0.288											0	0	0	0	0	0		0							
17 Tyler Flowers, R (9.2) OBP: 0.306, SLG: 0.434											2	0	1	1	0	0		0							
24 Dayan Viciedo, R (1.7) OBP: 0.297, SLG: 0.430											1	0	0	0	0	1		1							
28 Dewayne Wise, L (8, PH) OBP: 0.290, SLG: 0.446											4	0	1	0	0	0	5								
10 Alexei Ramirez, R (1.6) OBP: 0.289, SLG: 0.369											3	0	0	0	0	2	4								
15 Gordon Beckham, R (1.4) OBP: 0.296, SLG: 0.375										1	0	0	0	0	0	0	0								
29 Dan Johnson, L (8, PH) OBP: 0.524, SLG: 0.400										1	0	0	0	0	0	0	0								
Inning Stats	R: 0 E: 0 K: 1 S: 7	H: 1 LOB: 1 BB: 0 P: 11	R: 0 E: 0 K: 1 S: 8	H: 1 LOB: 0 BB: 0 P: 10	R: 0 E: 0 K: 1 S: 8	H: 0 LOB: 0 BB: 1 P: 16	R: 1 E: 0 K: 1 S: 16	H: 1 LOB: 3 BB: 2 P: 31	R: 1 E: 0 K: 1 S: 12	H: 1 LOB: 1 BB: 1 P: 21	R: 0 E: 0 K: 1 S: 8	H: 1 LOB: 2 BB: 0 P: 13	R: 0 E: 0 K: 0 S: 17	H: 1 LOB: 1 BB: 1 P: 26	R: 0 E: 0 K: 1 S: 7	H: 1 LOB: 1 BB: 0 P: 10	R: 0 E: 0 K: 1 S: 8	H: 1 LOB: 1 BB: 0 P: 17	1B: 8 2B: 1 3B: 0 HR: 0	SF: 0 SAC: 0 DP: 3 HBP: 2	WP: 0 PB: 0 SB: 1 CS: 0	PA: 39			
PITCHER	IP	WLS	BF	H	R	ER	SO	BB	IBB	HBP	BLK	WP	HR	S	P	ERA	WHIP								
33 James Shields, R (1.1) ERA: 3.62	6.1		29	6	2	2	6	4	0	2	0	0	0	69	117	2.84	1.579								
57 Jake McGee, L (7.1) ERA: 2.03	0.2		3	0	0	0	0	1	0	0	0	0	0	7	11	0.00	1.500								
62 Joel Peralta, R (8.1) ERA: 3.58	1.0	W	3	1	0	0	1	0	0	0	0	0	0	7	10	0.00	1.000								
56 Fernando Rodney, R (9.1) ERA: 0.62	1.0	S	4	1	0	0	1	0	0	0	0	0	0	8	17	0.00	1.000								

AB	31
R	3
H	5
RBI	3
BB	1
SO	6
LOB	5



AB	32
R	2
H	8
RBI	1
BB	5
SO	8
LOB	23



Batter	1	2	3	4	5	6	7	8	9	AB	R	H	RBI	BB	SO	LOB	TOP				
5 Sam Fuld, L (1, 7) OBP: 0.333, SLG: 0.344 16 Chris Gimenez, R (7, 2) OBP: 0.272, SLG: 0.256	G3-1		BB				F7			2	0	0	0	2	0	0					
2 B.J. Upton, R (1, 8) OBP: 0.376, SLG: 0.445	G5-3		K					G6-3		4	0	0	0	0	2	2					
18 Ben Zobrist, S (1, 6) OBP: 0.376, SLG: 0.471	HR		G4-6-3				F8			3	1	1	1	1	1	1					
3 Evan Longoria, R (1, 5) OBP: 0.362, SLG: 0.500	K		G4-6-3				F7			3	0	0	0	0	1	2					
30 Luke Scott, L (1, 10) OBP: 0.283, SLG: 0.445 1 Sean Rodriguez, R (8, PH) OBP: 0.281, SLG: 0.328			BB				K			3	0	1	0	0	1	0					
7 Jeff Keppinger, R (1, 4) OBP: 0.299, SLG: 0.442			1B				K			3	0	1	0	1	0	2					
23 Carlos Pena, L (1, 3) OBP: 0.359, SLG: 0.359 13 Ben Francisco, R (9, PH) OBP: 0.289, SLG: 0.395			K				K			2	0	0	0	1	2	3					
20 Matt Joyce, L (1, 9) OBP: 0.341, SLG: 0.417 19 Ryan Roberts, R (9, PH) OBP: 0.299, SLG: 0.353			BB				1B			3	0	0	0	0	0	3					
59 Jose Lobaton, S (1, 2) OBP: 0.323, SLG: 0.317 8 Desmond Jennings, R (7, PH) OBP: 0.316, SLG: 0.351			K				K			2	0	0	0	0	2	2					
Inning Stats	R: 1 E: 0 K: 1 S: 10	H: 1 LOB: 0 BB: 0 P: 16	R: 0 E: 0 K: 2 S: 13	H: 1 LOB: 2 BB: 1 P: 23	R: 0 E: 0 K: 1 S: 12	H: 0 LOB: 1 BB: 2 P: 22	R: 0 E: 0 K: 0 S: 11	H: 0 LOB: 1 BB: 1 P: 21	R: 0 E: 0 K: 2 S: 9	H: 1 LOB: 1 BB: 0 P: 15	R: 0 E: 0 K: 1 S: 7	H: 0 LOB: 0 BB: 0 P: 10	R: 0 E: 0 K: 1 S: 9	H: 0 LOB: 2 BB: 1 P: 17	R: 0 E: 0 K: 1 S: 10	H: 0 LOB: 0 BB: 0 P: 13	1B: 2 2B: 0 3B: 0 HR: 1	SF: 0 SAC: 0 DP: 1 HBP: 1	WP: 1 PB: 0 SB: 0 CS: 0	PA: 36	
PITCHER	IP	WLS	BF	H	R	ER	SO	BB	IBB	HBP	BLK	WP	HR	S	P	ERA	WHIP				
34 Gavin Floyd, R (1, 1) ERA: 4.47	5.0	W	21	2	1	1	6	5	0	0	0	0	1	57	105	1.80	1.400				
26 Jesse Crain, R (6, 1) ERA: 2.49	2.2	H	10	1	0	0	4	0	0	1	0	1	0	23	35	0.00	0.375				
37 Matt Thornton, L (8, 1) ERA: 3.39	0.0		1	0	0	0	0	1	0	0	0	0	0	1	5	∞	∞				
65 Nate Jones, R (8, 1) ERA: 2.34	0.1	H	1	0	0	0	0	0	0	0	0	0	0	1	2	0.00	0.000				
46 Donnie Veal, L (9, 1) ERA: 1.42	0.1	H	1	0	0	0	1	0	0	0	0	0	0	3	5	0.00	0.000				

Tampa Bay Rays @ Chicago White Sox
U.S. Cellular Field, Chicago, IL
Fri Sep 28 2012, 8:11 PM - 11:17 PM EDT
Att: 25,264 - Clear - 64 F

AB 29
R 1
H 3
RBI 1
BB 6
SO 11
LOB 15



Batter	1	2	3	4	5	6	7	8	9	AB	R	H	RBI	BB	SO	LOB	BOTTOM				
30 Alejandro De Aza, L (1, 8) OBP: 0.349, SLG: 0.410	F9		B2							4	0	1	0	0	1	3					
20 Kevin Youkilis, R (1, 5) OBP: 0.340, SLG: 0.415	G4-3		BB							4	0	1	1	0	2	1					
44 Adam Dunn, L (1, 10) OBP: 0.337, SLG: 0.478	BB		1B							3	0	0	0	1	1	2					
14 Paul Konerko, R (1, 3) OBP: 0.370, SLG: 0.485	1B		G6-3							4	0	1	0	0	1	2					
51 Alex Rios, R (1, 9) OBP: 0.331, SLG: 0.517	G5-3		HR							4	2	3	1	0	0	2					
12 A.J. Pierzynski, L (1, 2) OBP: 0.324, SLG: 0.504	G6-3		G3-1							4	0	0	0	0	0	2					
24 Dayan Viciedo, R (1, 7) OBP: 0.296, SLG: 0.427 28 Dewayne Wise, L (7, 8) OBP: 0.288, SLG: 0.443	G6-3		G1-6-3							3	0	0	0	0	1	1					
10 Alexei Ramirez, R (1, 6) OBP: 0.291, SLG: 0.371	F8		1B							3	0	2	1	0	0	0					
15 Gordon Beckham, R (1, 4) OBP: 0.298, SLG: 0.377			1B							3	1	2	0	0	0	1					
Inning Stats	R: 0 E: 0 K: 0 S: 12	H: 1 LOB: 2 BB: 1 P: 21	R: 0 E: 0 K: 0 S: 7	H: 0 LOB: 0 BB: 0 P: 8	R: 1 E: 1 K: 0 S: 10	H: 2 LOB: 1 BB: 0 P: 13	R: 1 E: 0 K: 0 S: 11	H: 2 LOB: 1 BB: 0 P: 16	R: 0 E: 0 K: 1 S: 10	H: 1 LOB: 1 BB: 0 P: 19	R: 1 E: 0 K: 2 S: 14	H: 3 LOB: 2 BB: 0 P: 20	R: 0 E: 0 K: 3 S: 11	H: 0 LOB: 0 BB: 0 P: 18	R: 0 E: 0 K: 1 S: 8	H: 1 LOB: 0 BB: 0 P: 11	1B: 7 2B: 3 3B: 0 HR: 1	SF: 0 SAC: 0 DP: 1 HBP: 0	WP: 0 PB: 0 SB: 0 CS: 0	PA: 34	
PITCHER	IP	WLS	BF	H	R	ER	SO	BB	IBB	HBP	BLK	WP	HR	S	P	ERA	WHIP				
58 Jeremy Hellickson, R (1, 1) ERA: 3.2	5.2	L	27	9	3	2	2	1	0	0	0	0	0	61	93	3.18	1.765				
39 J.P. Howell, L (6, 1) ERA: 3.04	0.1		1	0	0	0	1	0	0	0	0	0	0	3	4	0.00	0.000				
40 Wade Davis, R (7, 1) ERA: 2.45	1.0		3	0	0	0	3	0	0	0	0	0	0	11	18	0.00	0.000				
31 Burke Badenhop, R (8, 1) ERA: 3.03	0.0		1	1	0	0	0	0	0	0	0	0	0	2	3	∞	∞				
27 Cesar Ramos, L (8, 1) ERA: 2.1	1.0		2	0	0	0	1	0	0	0	0	0	0	6	8	0.00	0.000				

Tampa Bay Rays @ Chicago White Sox
U.S. Cellular Field, Chicago, IL
Fri Sep 28 2012, 8:11 PM - 11:17 PM EDT
Att: 25,264 - Clear - 64 F

AB 33
R 3
H 10
RBI 3
BB 1
SO 7
LOB 14



Batter	1	2	3	4	5	6	7	8	9	AB	R	H	RBI	BB	SO	LOB	TOP	
9 Nate McLouth, L (1, 7) OBP: 0.318, SLG: 0.385										4	0	1	0	0	3	0	<p>Baltimore Orioles @ Tampa Bay Rays Tropicana Field, St. Petersburg, FL Tue Oct 02 2012, 7:12 PM - 9:35 PM EDT Att: 13,460 - Dome - 72 F</p> <p>livebaseballscorecards.com</p> <p>AB 29 R 1 H 2 RBI 1 BB 0 SO 15 LOB 1</p>	
2 J.J. Hardy, R (1, 6) OBP: 0.292, SLG: 0.388										4	0	0	0	0	1	1		
19 Chris Davis, L (1, 9) OBP: 0.328, SLG: 0.505										3	1	1	1	0	2	0		
27 Endy Chavez, L (9, 9) OBP: 0.236, SLG: 0.278										0	0	0	0	0	0	0		
10 Adam Jones, R (1, 8) OBP: 0.335, SLG: 0.505										3	0	0	0	0	2	0		
32 Matt Wieters, S (1, 2) OBP: 0.329, SLG: 0.437										3	0	0	0	0	2	0		
25 Jim Thome, L (1, 10) OBP: 0.352, SLG: 0.453										3	0	0	0	0	2	0		
12 Mark Reynolds, R (1, 3) OBP: 0.336, SLG: 0.432										3	0	0	0	0	2	0		
3 Ryan Flaherty, L (1, 4) OBP: 0.263, SLG: 0.367										3	0	0	0	0	0	0		
11 Robert Andino, R (8, 4) OBP: 0.293, SLG: 0.395										0	0	0	0	0	0	0		
13 Manny Machado, R (1, 5) OBP: 0.288, SLG: 0.447										3	0	0	0	0	1	0		
Inning Stats	R: 0 H: 0 E: 0 K: 2 S: 7	H: 0 LOB: 0 BB: 0 P: 11	R: 0 H: 0 E: 0 K: 1 S: 5	H: 0 LOB: 0 BB: 0 P: 8	R: 0 H: 0 E: 0 K: 1 S: 7	H: 0 LOB: 0 BB: 0 P: 10	R: 1 H: 1 E: 0 K: 1 S: 8	H: 1 LOB: 0 BB: 0 P: 13	R: 0 H: 0 E: 0 K: 2 S: 9	H: 0 LOB: 0 BB: 0 P: 14	R: 0 H: 0 E: 0 K: 2 S: 9	H: 0 LOB: 0 BB: 0 P: 13	R: 0 H: 0 E: 0 K: 2 S: 8	H: 0 LOB: 0 BB: 0 P: 11	1B: 1 2B: 0 3B: 0 HR: 1	SF: 0 SAC: 0 DP: 0 HBP: 0	WP: 0 PB: 0 SB: 0 CS: 0	PA: 29
PITCHER 33 James Shields, R (1, 1) ERA: 3.52	IP: 9.0 WLS: L BF: 29 H: 2 R: 1 ER: 1 SO: 15 BB: 0 IBB: 0 HBP: 0 BLK: 0 WP: 0 HR: 1 S: 70 P: 106 ERA: 1.00 WHIP: 0.222																	

Batter	1	2	3	4	5	6	7	8	9	AB	R	H	RBI	BB	SO	LOB	BOTTOM			
8 Desmond Jennings, R (1, 7) OBP: 0.314, SLG: 0.388										4	0	0	0	0	2	1	<p>Baltimore Orioles @ Tampa Bay Rays Tropicana Field, St. Petersburg, FL Tue Oct 02 2012, 7:12 PM - 9:35 PM EDT Att: 13,460 - Dome - 72 F</p> <p>livebaseballscorecards.com</p> <p>AB 29 R 0 H 2 RBI 0 BB 3 SO 9 LOB 12</p>			
2 B.J. Upton, R (1, 8) OBP: 0.299, SLG: 0.455										3	0	0	0	1	1	1				
18 Ben Zobrist, S (1, 6) OBP: 0.379, SLG: 0.475										2	0	0	0	2	1	1				
3 Evan Longoria, R (1, 5) OBP: 0.364, SLG: 0.491										4	0	1	0	0	1	4				
7 Jeff Keppinger, R (1, 3) OBP: 0.367, SLG: 0.439										4	0	0	0	0	1	3				
20 Matt Joyce, L (1, 9) OBP: 0.343, SLG: 0.432										2	0	0	0	0	0	1				
13 Ben Francisco, R (7, PH) OBP: 0.285, SLG: 0.385										1	0	0	0	0	1	0				
19 Ryan Roberts, R (1, 4) OBP: 0.296, SLG: 0.353										3	0	0	0	0	0	1				
30 Luke Scott, L (1, 10) OBP: 0.285, SLG: 0.439										2	0	0	0	0	1	0				
1 Sean Rodriguez, R (8, PH) ERA: 4.57										0	0	0	0	0	0	0				
5 Sam Fuld, L (8, PH) OBP: 0.327, SLG: 0.337										1	0	0	0	0	0	0				
16 Chris Gimenez, R (1, 2) OBP: 0.314, SLG: 0.330										2	0	1	0	0	0	0				
23 Carlos Pena, L (8, PH) ERA: 4.57										1	0	0	0	0	1	0				
59 Jose Lobaton, S (9, 2) OBP: 0.323, SLG: 0.317										0	0	0	0	0	0	0				
Inning Stats	R: 0 H: 0 E: 0 K: 3 S: 11	H: 1 LOB: 0 BB: 0 P: 15	R: 0 H: 0 E: 0 K: 0 S: 8	H: 1 LOB: 0 BB: 0 P: 11	R: 0 H: 0 E: 0 K: 1 S: 10	H: 0 LOB: 0 BB: 0 P: 13	R: 0 H: 0 E: 0 K: 1 S: 8	H: 0 LOB: 0 BB: 1 P: 17	R: 0 H: 1 E: 0 K: 1 S: 12	H: 0 LOB: 2 BB: 1 P: 22	R: 0 H: 0 E: 0 K: 1 S: 11	H: 0 LOB: 0 BB: 0 P: 17	R: 0 H: 0 E: 0 K: 1 S: 7	H: 0 LOB: 0 BB: 0 P: 10	R: 0 H: 0 E: 0 K: 0 S: 7	H: 0 LOB: 1 BB: 1 P: 16	1B: 2 2B: 0 3B: 0 HR: 0	SF: 0 SAC: 0 DP: 0 HBP: 0	WP: 0 PB: 0 SB: 0 CS: 0	PA: 32
PITCHER 50 Miguel González, R (1, 1) ERA: 3.25	IP: 6.1 WLS: W BF: 23 H: 2 R: 0 ER: 0 SO: 7 BB: 2 IBB: 0 HBP: 0 BLK: 0 WP: 0 HR: 0 S: 64 P: 101 ERA: 0.00 WHIP: 0.632																			
17 Brian Matusz, L (7, 1) ERA: 4.57	0.2 H: 2 R: 0 ER: 0 SO: 1 BB: 0 IBB: 0 HBP: 0 BLK: 0 WP: 0 HR: 0 S: 8 P: 11 ERA: 0.00 WHIP: 0.000																			
56 Darren O'Day, R (8, 1) ERA: 2.28	1.0 H: 3 R: 0 ER: 0 SO: 1 BB: 0 IBB: 0 HBP: 0 BLK: 0 WP: 0 HR: 0 S: 7 P: 10 ERA: 0.00 WHIP: 0.000																			
43 Jim Johnson, R (9, 1) ERA: 2.49	1.0 S: 4 R: 0 ER: 0 SO: 0 BB: 1 IBB: 0 HBP: 0 BLK: 0 WP: 0 HR: 0 S: 7 P: 16 ERA: 0.00 WHIP: 1.000																			

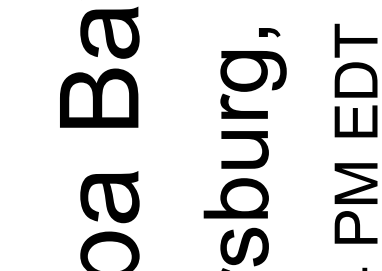
Batter	1	2	3	4	5	6	7	8	9	AB	R	H	RBI	BB	SO	LOB	TOP										
9 Nate McLouth, L (1, 7) OBP: 0.314, SLG: 0.380	L7			G4-3		P3		K		4	0	0	0	0	1	2	<p>Baltimore Orioles @ Tampa Bay Rays Tropicana Field, St. Petersburg, FL Wed Oct 03 2012, 7:11 PM - 9:54 PM EDT Att: 17,909 - Dome - 72 F</p>										
2 J.J. Hardy, R (1, 6) OBP: 0.292, SLG: 0.389	G6-3			K		F8		19 DI 10 SF8 2B		4	1	1	0	0	1	1											
19 Chris Davis, L (1, 9) OBP: 0.326, SLG: 0.501	P6			K 10 1B		K		2-3		4	0	0	0	0	3	2											
10 Adam Jones, R (1, 8) OBP: 0.334, SLG: 0.505	P6			1B		K		SF8		3	0	1	1	0	1	0											
32 Matt Wieters, S (1, 2) OBP: 0.292, SLG: 0.435	K			G4-1		F7		3-H		4	0	1	0	0	1	2											
25 Jim Thome, L (1, 10) OBP: 0.344, SLG: 0.442	K			K		G6-3		1B		4	0	0	0	0	2	1											
12 Mark Reynolds, R (1, 3) OBP: 0.335, SLG: 0.429				P5		F7		G4-3		3	0	0	0	0	0	0											
3 Ryan Flaherty, L (1, 4) OBP: 0.258, SLG: 0.359				G4-3		K		G4-3		3	0	0	0	0	1	0											
13 Manny Machado, R (1, 5) OBP: 0.294, SLG: 0.445				G5-3		BB		BB		1	0	0	0	2	0	0											
Inning Stats	R: 0 E: 0 K: 0 S: 6	H: 0 LOB: 0 BB: 0 P: 7	R: 0 E: 0 K: 2 S: 9	H: 0 LOB: 0 BB: 0 P: 12	R: 0 E: 0 K: 0 S: 8	H: 0 LOB: 0 BB: 0 P: 13	R: 0 E: 0 K: 2 S: 16	H: 1 LOB: 2 BB: 0 P: 23	R: 0 E: 0 K: 1 S: 11	H: 0 LOB: 0 BB: 0 P: 19	R: 0 E: 0 K: 1 S: 11	H: 0 LOB: 0 BB: 0 P: 15	R: 0 E: 0 K: 1 S: 12	H: 0 LOB: 1 BB: 1 P: 18	R: 1 E: 0 K: 1 S: 13	H: 2 LOB: 1 BB: 0 P: 19		1B: 2 2B: 1 3B: 0 HR: 0	SF: 1 SAC: 0 DP: 0 HBP: 0	WP: 1 PB: 0 SB: 0 CS: 0	PA: 33						
PITCHER	IP	WLS	BF	H	R	ER	SO	BB	IBB	HBP	BLK	WP	HR	S	P	ERA	WHIP										
58 Jeremy Hellickson, R (1, 1) ERA: 3.1	5.1	W	19	1	0	0	6	1	0	0	0	1	0	53	80	0.00	0.375										
57 Jake McGee, L (6, 1) ERA: 1.95	1.0	H	3	0	0	0	2	0	0	0	0	0	0	9	11	0.00	0.000										
40 Wade Davis, R (7, 1) ERA: 2.43	1.2		6	0	0	0	1	1	0	0	0	0	0	20	29	0.00	0.600										
62 Joel Peralta, R (9, 1) ERA: 3.63	0.2		4	2	1	1	1	0	0	0	0	0	0	11	16	13.50	3.000										
56 Fernando Rodney, R (9, 1) ERA: 0.6	0.1	S	1	0	0	0	0	0	0	0	0	0	0	2	3	0.00	0.000										

Batter	1	2	3	4	5	6	7	8	9	AB	R	H	RBI	BB	SO	LOB	BOTTOM										
2 B.J. Upton, R (1, 8) OBP: 0.298, SLG: 0.454	F7					K		18 FC3-6 1B		4	0	1	0	0	1	1	<p>Baltimore Orioles @ Tampa Bay Rays Tropicana Field, St. Petersburg, FL Wed Oct 03 2012, 7:11 PM - 9:54 PM EDT Att: 17,909 - Dome - 72 F</p>										
24 Rich Thompson, L (8, FR) OBP: 0.167, SLG: 0.091				F9				1B		0	0	0	0	0	0	0											
18 Ben Zobrist, S (1, 6) OBP: 0.377, SLG: 0.471	G4-3			F8		K		FC3-6		4	0	0	0	0	1	2											
3 Evan Longoria, R (1, 5) OBP: 0.369, SLG: 0.527	HR			HR		HR		G5-3		4	3	3	3	0	0	1											
20 Matt Joyce, L (1, 9) OBP: 0.341, SLG: 0.429	K			K		F7				3	0	0	0	0	2	0											
19 Ryan Roberts, R (1, 4) OBP: 0.296, SLG: 0.360				HR		F7				3	1	1	1	0	1	0											
23 Carlos Pena, L (1, 3) OBP: 0.330, SLG: 0.354				L3		K				3	0	0	0	0	2	0											
5 Sam Fuld, L (1, 7) OBP: 0.318, SLG: 0.327	F9			F7		P6				3	0	0	0	0	0	0											
26 Stephen Vogt, L (1, 10) OBP: 0.315, SLG: 0.330	L9					G4-3				3	0	0	0	0	0	0											
16 Chris Gimenez, R (1, 2) OBP: 0.315, SLG: 0.330										3	0	1	0	0	1	0											
28 José Molina, R (9, 2) OBP: 0.286, SLG: 0.355	1B					K				0	0	0	0	0	0	0											
Inning Stats	R: 1 E: 0 K: 1 S: 8	H: 1 LOB: 0 BB: 0 P: 14	R: 0 E: 0 K: 2 S: 10	H: 0 LOB: 0 BB: 0 P: 17	R: 0 E: 0 K: 0 S: 12	H: 1 LOB: 1 BB: 0 P: 18	R: 2 E: 0 K: 1 S: 12	H: 2 LOB: 0 BB: 0 P: 20	R: 0 E: 0 K: 1 S: 9	H: 0 LOB: 0 BB: 0 P: 14	R: 1 E: 0 K: 1 S: 11	H: 1 LOB: 0 BB: 0 P: 20	R: 0 E: 0 K: 1 S: 9	H: 0 LOB: 0 BB: 0 P: 13	R: 0 E: 0 K: 1 S: 6	H: 1 LOB: 1 BB: 0 P: 8	1B: 2 2B: 0 3B: 0 HR: 4	SF: 0 SAC: 0 DP: 0 HBP: 0	WP: 0 PB: 0 SB: 0 CS: 0	PA: 30							
PITCHER	IP	WLS	BF	H	R	ER	SO	BB	IBB	HBP	BLK	WP	HR	S	P	ERA	WHIP										
30 Chris Tillman, R (1, 1) ERA: 2.93	5.0	L	19	4	3	3	3	0	0	0	0	0	1	11	20	9.00	1.000										
34 Jake Arrieta, R (6, 1) ERA: 6.2	1.0		4	1	1	1	1	0	0	0	0	0	0	9	13	0.00	0.000										
53 Zack Britton, L (7, 1) ERA: 5.07	1.0		3	0	0	0	1	0	0	0	0	0	0	5	7	0.00	1.500										
38 Luis Ayala, R (8, 1) ERA: 2.64	0.2		3	1	0	0	1	0	0	0	0	0	0	1	1	0.00	0.000										
47 Pedro Strop, R (8, 1) ERA: 2.44	0.1		1	0	0	0	0	0	0	0	0	0	0	1	1	0.00	0.000										

AB 30
R 1
H 3
RBI 1
BB 2
SO 10
LOB 8



AB 30
R 4
H 6
RBI 4
BB 0
SO 8
LOB 4



WP: 0
PB: 0
SB: 0
CS: 0