Tampa Bay Rays - 2013

Detroit Tigers @ Tampa Bay Rays

Tropicana Field, St. Petersburg, FL

Sat Mar 30 2013, 1:13 PM - 3:39 PM EDT

Att. 15,167 - Dome - 72 F

TOP

livebaseballscorecards.com

Batter	1	2	3	4	5	6	7	8	9	AB	R	H	RBI	BB	SO	LOB
14 Austin Jackson, R (1, 8) OBP: 0.300, SLG: 0.429	C FF 91 B FF 92 B SI 93 S FF 92 F FF 93 F FF 93 F CH 85 B FF 92 B FF 93 4-2 BB		B CH 82 X FC 90 1-0 ② F8		B CU 76 X FC 89 1-0 ③ G6-3		D SI 96 F FF 95 B SI 90 F FF 94 F SI 95 F FF 96 B FF 89 X SI 95 3-2 ③ F7 1-2			1	0	0	0	1	0	1
36 Chad Wright, L (3, 8) OBP: 0.167, SLG: 0.167										2	0	0	0	0	0	2
48 Torii Hunter, R (1, 9) OBP: 0.347, SLG: 0.500	B FA 90 1 SAFE S CH 84 1 SAFE 1 SAFE B FF 92 C CH 84 F CH 84 F FF 93 2-3 ① F FF 92 C CH 85 K		S SL 82 F SL 82 X FF 93 0-2 ③ G1-3			X SI 91 0-0 ① L3		C CU 78 F FF 89 S FS 82 0-3 ① K		1	0	0	0	0	1	1
21 Steven Moya, L (1, 9)										3	0	0	0	0	1	1
41 Victor Martinez, S (1, 10) OBP: 0.325, SLG: 0.333	C CH 83 C FF 92 X FF 92 0-2 ② P4			B FF 90 B CH 84 X FF 92 2-0 ① P4		C SI 86 C SI 81 F SI 89 F SL 84 B SI 87 X SI 83 1-2 ② F8		C CU 77 B CU 78 S FF 91 F FF 90 X FS 81 1-2 1B		3	0	0	0	0	0	1
18 Luis Alberto Sanz, R (8, PH) OBP: 1.000, SLG: 1.000										1	0	1	0	0	0	0
(8, 10)																
68 Matt Tuiasosopo, R (1, 3) OBP: 0.368, SLG: 0.583	B CH 84 B SI 92 F FF 91 S FF 91 S FF 91 2-3 ③ K			C SL 81 C SL 83 S SL 82 0-3 ② K		F SL 83 F SL 85 B SI 92 X SI 89 1-2 1B		C FF 89 F FS 81 D FS 82 S FS 82 1-3 ② K		4	0	1	0	0	3	2
27 Jhonny Peralta, R (1, 6) OBP: 0.314, SLG: 0.422		C FF 90 B SL 81 F SI 91 C SL 82 1-3 ① K		X SI 92 0-0 ③ F9		1 SAFE 1 SAFE B SI 86 C FC 84 C FF 89 S SL 82 1-3 ③ K		C CU 77 X FF 89 0-1 ③ G3		2	0	0	0	0	1	0
39 Ramon Santiago, S (4, 6) OBP: 0.387, SLG: 0.458										2	0	0	0	0	1	2
4 Omar Infante, R (1, 4) OBP: 0.339, SLG: 0.460		C FF 92 B CH 84 X SI 92 1-1 ② F8			B SI 89 B CH 88 B CH 87 C SI 88 F SI 89 X SI 90 3-2 55 HR 1B		C FF 94 S SI 94 F SI 95 C FF 95 0-3 ① K		S SI 95 X SI 96 0-1 17 G6-3 1B	2	0	1	0	0	0	0
28 Brandon Loy, R (5, PR) OBP: 0.429, SLG: 0.429										2	1	1	0	0	1	0
(5, 4)																
55 Brayan Peña, S (1, 2) OBP: 0.235, SLG: 0.458		B SI 91 F FF 92 X SI 92 1-1 ③ G6-3			B SI 90 X FC 88 1-0 1-H HR		B FF 94 F FF 94 B SL 90 C SI 94 F SI 95 X FF 95 2-2 32 1B 3B		B FF 95 B SI 96 X FF 95 2-0 ① F9	4	2	2	2	0	0	1
17 Jeff McVaney, R (1, 7) OBP: 0.222, SLG: 0.125			C FA 91 B SL 82 B CH 84 T FF 92 S SL 83 2-3 ① K		C CU 76 X FF 89 0-1 ① G5-3		X FF 94 0-0 ② G4-3		B FF 94 C FF 95 F FF 95 F CH 82 X FF 98 1-2 ②③ G6-3 1-2f	4	0	0	0	0	1	3
32 Don Kelly, L (1, 5) OBP: 0.414, SLG: 0.680			B FF 91 X FF 92 1-0 1B		X FF 90 0-0 ② G4-3		X SI 95 0-0 36 WP 3-H 1B			3	0	2	1	0	0	1
Inning Stats	R: 0 E: 0 K: 2 S: 17 H: 0 LOB: 1 BB: 1 P: 25	R: 0 E: 0 K: 1 S: 7 H: 0 LOB: 0 BB: 0 P: 10	R: 0 E: 0 K: 1 S: 8 H: 1 LOB: 1 BB: 0 P: 12	R: 0 E: 0 K: 1 S: 5 H: 0 LOB: 0 BB: 0 P: 7	R: 2 E: 0 K: 0 S: 8 H: 2 LOB: 1 BB: 0 P: 13	R: 0 E: 0 K: 1 S: 12 H: 1 LOB: 1 BB: 0 P: 15	R: 1 E: 0 K: 1 S: 15 H: 2 LOB: 1 BB: 0 P: 20	R: 0 E: 0 K: 2 S: 12 H: 1 LOB: 1 BB: 0 P: 14	R: 0 E: 0 K: 0 S: 7 H: 1 LOB: 0 BB: 0 P: 10	1B: 6 2B: 0 3B: 1 HR: 1 SF: 0 SAC: 0 DP: 1 HBP: 0						

	AB	34
	R	3
	H	8
	RBI	3
	BB	1
	SO	9
	LOB	15

WP: 1 PB: 0 SB: 0 CS: 0 PA: 35

PITCHER	IP	WLS	BF	H	R	ER	SO	BB	IBB	HBP	BLK	WP	HR	S	P	ERA	WHIP
55 Matt Moore, L (1, 1) ERA: 3.8	4.0		14	1	0	0	5	1	0	0	0	0	0	37	54	0.00	0.500
35 Jamey Wright, R (5, 1) ERA: 7.36	1.0		5	2	2	2	0	0	0	0	0	0	1	8	13	18.00	2.000
43 Kyle Farnsworth, R (6, 1) ERA: 1.42	1.0		4	1	0	0	1	0	0	0	0	0	0	12	15	0.00	1.000
57 Jake McGee, L (7, 1) ERA: 5.4	1.0		5	2	1	1	1	0	0	0	0	1	0	15	20	9.00	2.000
62 Joel Peralta, R (8, 1) ERA: 1.0	1.0		4	1	0	0	2	0	0	0	0	0	0	12	14	0.00	1.000

PITCHER	IP	WLS	BF	H	R	ER	SO	BB	IBB	HBP	BLK	WP	HR	S	P	ERA	WHIP
56 Fernando Rodney, R (9, 1) ERA:	1.0		3	1	0	0	0	0	0	0	0	0	0	7	10	0.00	1.000

BOTTOM

Batter	1	2	3	4	5	6	7	8	9	AB	R	H	RBI	BB	SO	LOB
8 Desmond Jennings, R (1, 8) OBP: 0.437, SLG: 0.410	C FF 86 F SL 85 B SI 86 C SI 87 1-3 ① K		B CU 73 X CH 80 1-0 2 FC4-6 1B		C SI 88 S FF 87 1 SAFE B SL 85 1 SAFE 1 SAFE F SL 83 S CH 80 1-3 ② K		F FC 90 B CH 87 X SL 89 1-1 ② G3		B FF 90 X FF 88 1-0 ③ P5	3	0	1	0	0	2	1
37 Kes Carter, L (6, 7)										2	0	0	0	0	0	1
2 Kelly Johnson, L (1, 10) OBP: 0.300, SLG: 0.207	S FF 88 B FF 88 B FF 87 B CH 78 C CH 80 X CH 80 3-2 E3 18 1B		B SI 87 X CH 79 1-0 ① FC4-6 18 CS 1-2f		B CU 73 C CH 80 B FF 88 B FF 88 C CH 80 X CH 86 3-2 ③ P5		S FC 89 B FC 91 B CH 87 C SL 90 X SL 90 2-2 2B			4	0	1	0	0	0	2
18 Ben Zobrist, S (1, 4) OBP: 0.339, SLG: 0.408	C FF 87 1 SAFE X FF 87 0-1 20 G6-4-3 1B 1-2		D CU 73 B SI 88 C CH 79 B SL 85 X CH 80 3-1 ② ③ G3 1-2			B CH 77 X CH 80 1-0 ① G3	S FC 91 B FC 90 S SL 90 X SL 89 1-2 ③ G6-3			3	0	1	0	0	0	1
80 Taylor Motter, R (7, 6)										1	0	0	0	0	0	1
20 Matt Joyce, L (1, 7) OBP: 0.313, SLG: 0.300	C SI 87 B SI 88 B CH 79 S CH 80 X SI 87 2-2 ② ③ G6-4-3 1-2f			B CU 72 S CH 80 F SL 87 X 1-2 ① F7		B CH 78 C CH 79 F CH 85 S CU 72 1-3 ② K		B FF 88 C FF 88 S SL 80 B SL 80 F FF 89 F FF 89 C FF 89 2-3 ① K		3	0	0	0	0	1	2
76 Ismel Antunez, L (6, 9) (7, 8)										1	0	0	0	0	1	0
19 Ryan Roberts, R (1, 5) OBP: 0.235, SLG: 0.387		B FF 87 X FF 88 1-0 ① G5-3		B CU 72 C CU 69 X CH 82 1-1 ② F9		B CH 79 B FF 87 C CU 72 B SL 84 F CH 80 X CU 73 3-2 HR		B FF 88 C CH 75 T FF 88 B FF 89 B FF 88 S CH 76 3-3 ② K		4	1	1	1	0	1	0
92 Darryl George, R (9, 5)										0	0	0	0	0	0	0
11 Yunel Escobar, R (1, 6) OBP: 0.323, SLG: 0.431		X FF 88 0-0 E5 21 1B		C SI 88 X CU 74 0-1 ③ G5-3		B CH 81 C SI 87 S SL 86 B FF 89 F FF 88 X FF 88 2-2 1B		S CH 77 S CH 76 S FF 89 0-3 ③ K		3	0	1	0	0	0	0
67 Julian Morillo, S (6, PR) (7, 4)										1	0	0	0	0	1	0
21 James Loney, L (1, 3) OBP: 0.279, SLG: 0.316		B FF 88 X FF 88 1-0 1 FC6-4 1-3 1B			B CU 72 C CU 71 F CH 86 X SL 86 1-2 HR	C CH 79 C SI 88 X SI 87 0-2 ③ F7			X FF 91 0-0 63 G5-4-3 59 S 1B	3	1	2	1	0	0	1
16 James Harris, R (7, 9) OBP: 1.000, SLG: 1.000										1	0	1	0	0	0	0
28 José Molina, R (1, 2) OBP: 0.231, SLG: 0.130	C FF 88 1 SAFE L FF 88 P PO 84 F SL 86 D CU 73 1 SAFE S FF 89 2-3 ② K				B FF 88 C SI 88 F CH 79 F SI 88 X FF 88 1-2 ① G5-3		B FF 90 C FC 91 C SL 89 B FC 91 F SL 90 S SL 90 2-3 ① K		B FF 88 B FF 91 F FF 90 B CH 80 C CH 80 F CH 80 F CH 80 B FF 90 4-2 63 G5-4-3 BB 1-2	2	0	0	0	0	1	2
59 Jose Lobaton, S (6, 2) OBP: 0.264, SLG: 0.255										1	0	0	0	1	1	0
1 Sean Rodríguez, R (1, 9) OBP: 0.278, SLG: 0.429		T FF 88 T FF 89 B SI 88 X FF 89 1-2 ③ FC6-4 1-2f			C CU 72 B FF 87 B CH 80 S SL 86 X FF 88 2-2 1B		X SL 89 0-0 HR		X FF 90 0-0 ① ② G5-4-3 1-2f 2-3	3	1	2	1	0	0	2
(6, 8) (7, 3) 63 Craig Albernaz, R (9, PH) OBP: 0.250, SLG: 0.250										1	0	0	0	0	0	2
Inning Stats	R: 0 E: 1 K: 1 S: 11 H: 1 LOB: 1 BB: 0 P: 17	R: 0 E: 1 K: 1 S: 11 H: 1 LOB: 2 BB: 0 P: 15	R: 0 E: 0 K: 0 S: 4 H: 1 LOB: 0 BB: 0 P: 9	R: 0 E: 0 K: 0 S: 7 H: 0 LOB: 0 BB: 0 P: 9	R: 1 E: 0 K: 1 S: 17 H: 2 LOB: 1 BB: 0 P: 25	R: 1 E: 0 K: 1 S: 14 H: 2 LOB: 1 BB: 0 P: 21	R: 1 E: 0 K: 1 S: 13 H: 2 LOB: 1 BB: 0 P: 19	R: 0 E: 0 K: 3 S: 11 H: 0 LOB: 0 BB: 0 P: 16	R: 0 E: 0 K: 0 S: 7 H: 1 LOB: 1 BB: 1 P: 12	1B: 6 2B: 1 3B: 0 HR: 3		SF: 0 SAC: 0 DP: 2 HBP: 0				

PITCHER		IP	WLS	BF	H	R	ER	SO	BB	IBB	HBP	BLK	WP	HR	S	P	ERA	WHIP
58 Doug Fister, R ERA: 5.68	(1, 1)	6.0		25	7	2	2	4	0	0	0	0	0	2	64	96	3.00	1.167
Will Clinard, R ERA: 9.0	(7, 1)	1.0	B	5	2	1	1	1	0	0	0	0	0	1	13	19	9.00	2.000
91 Jade Todd, L ERA:	(8, 1)	1.0		3	0	0	0	3	0	0	0	0	0	0	11	16	0.00	0.000
40 Brennan Smith, R ERA:	(9, 1)	1.0		4	1	0	0	0	1	0	0	0	0	0	7	12	0.00	2.000

PITCHER	IP	WLS	BF	H	R	ER	SO	BB	IBB	HBP	BLK	WP	HR	S	P	ERA	WHIP

Detroit Tigers @ Tampa Bay Rays

Tropicana Field, St. Petersburg, FL

Sat Mar 30 2013, 1:13 PM - 3:39 PM EDT

Att. 15,167 - Dome - 72 F

livebaseballscorecards.com

AB	36
R	3
H	10
RBI	3
BB	1
SO	8
LOB	15

1B: 6	SF: 0	WP: 0	PA: 37
2B: 1	SAC: 0	PB: 0	
3B: 0	DP: 2	SB: 1	
HR: 3	HBP: 0	CS: 1	

Batter	1	2	3	4	5	6	7	8	9	AB	R	H	RBI	BB	SO	LOB
6 Starling Marte, R (1, 7) OBP: 0.500, SLG: 0.500	G4-3			23 FC3-6 7 S 46 G3 1B		60 1B 3B 1-H	P4			2	1	1	0	0	0	0
26 Felix Pie, L (5, 7) OBP: 0.500, SLG: 1.500										2	1	1	1	0	0	0
7 Alex Presley, L (1, 8)	G3-1			23 FC3-6 1-2 BB		1B 3-H		17 G4-3 17 S 1B		1	0	0	0	1	0	0
60 Darren Ford, R (5, 8) OBP: 1.000, SLG: 1.000										2	0	2	1	0	0	0
23 Travis Snider, L (1, 9)	F9			FC3-6 1-2f 2-3		43 1B 25 WP 1B		G4-3 1-3		2	0	0	0	0	0	2
17 Jerry Sands, R (5, 9) OBP: 0.500, SLG: 0.500										2	0	1	0	0	0	1
46 Garrett Jones, L (1, 3)		K		G3 3-H		G5-3 1-2		K		2	0	0	1	0	1	1
25 Clint Robinson, L (5, 3)										2	0	0	0	0	1	2
24 Pedro Alvarez, L (1, 5)		G4-3		F7		2 BB 2-3 1B		G6-3		2	0	0	0	0	0	1
43 Jared Goedert, R (5, 5) OBP: 0.500, SLG: 0.500										2	0	1	0	0	0	1
2 Brad Hawpe, L (1, 10)		K2-3			G3-1	BB 1-2			F7	2	0	0	0	1	1	0
65 Matt Hague, R (9, PH) (9, 10)										1	0	0	0	0	0	0
19 Michael McKenry, R (1, 2)			K		G4-3	G5-3			F8	2	0	0	0	0	1	0
73 Lucas May, R (5, 2)										2	0	0	0	0	0	3
5 Josh Harrison, R (1, 4)		K			G5-3		66 CS 1B		2B	2	0	0	0	0	1	0
58 Anderson Hernandez, S (5, 4) OBP: 1.000, SLG: 1.500										2	0	2	0	0	0	0
15 Chase d'Arnaud, R (1, 6) OBP: 0.500, SLG: 0.500		K				26 3B 1B	F9 1-2			2	1	1	0	0	1	0
66 Iván De Jesús Jr., R (6, 6)										1	0	0	0	0	0	1
Inning Stats	R: 0 E: 0 K: 0 S: 4 H: 0 LOB: 0 BB: 0 P: 4	R: 0 E: 0 K: 2 S: 7 H: 0 LOB: 0 BB: 0 P: 7	R: 0 E: 0 K: 3 S: 9 H: 0 LOB: 0 BB: 0 P: 9	R: 1 E: 0 K: 0 S: 5 H: 1 LOB: 1 BB: 1 P: 9	R: 0 E: 0 K: 0 S: 3 H: 0 LOB: 0 BB: 0 P: 3	R: 2 E: 0 K: 0 S: 7 H: 5 LOB: 3 BB: 1 P: 12	R: 0 E: 0 K: 0 S: 3 H: 1 LOB: 0 BB: 0 P: 4	R: 0 E: 0 K: 1 S: 6 H: 1 LOB: 1 BB: 0 P: 7	R: 0 E: 0 K: 0 S: 3 H: 1 LOB: 1 BB: 0 P: 3	1B: 7 2B: 1 3B: 1 HR: 0	SF: 0 SAC: 0 DP: 0 HBP: 0						

TOP

Pittsburgh Pirates @ Tampa Bay Rays

Charlotte Sports Park, Port Charlotte, FL

Sat Feb 23 2013, 1:09 PM - 4:00 PM EST

Att. 4,436 - Sunny - 81 F

livebaseballscorecards.com

AB	33
R	3
H	9
RBI	3
BB	2
SO	6
LOB	12

WP: 1	PA: 35
PB: 0	
SB: 2	
CS: 1	

PITCHER		IP	WLS	BF	H	R	ER	SO	BB	IBB	HBP	BLK	WP	HR	S	P	ERA	WHIP
40 Roberto Hernandez, R ERA:	(1, 1)	1.0		3	0	0	0	0	0	0	0	0	0	0	4	4	0.00	0.000
34 Jeff Niemann, R ERA:	(2, 1)	1.0		3	0	0	0	2	0	0	0	0	0	0	7	7	0.00	0.000
56 Fernando Rodney, R ERA:	(3, 1)	1.0		3	0	0	0	3	0	0	0	0	0	0	9	9	0.00	0.000
73 J.D. Martin, R ERA: 4.5	(4, 1)	2.0	L	8	1	1	1	0	1	0	0	0	0	0	8	12	4.50	1.000
31 Mike Montgomery, L ERA: 18.0	(6, 1)	1.0		8	5	2	2	0	1	0	0	0	1	0	7	12	18.00	6.000

PITCHER		IP	WLS	BF	H	R	ER	SO	BB	IBB	HBP	BLK	WP	HR	S	P	ERA	WHIP
45 Enny Romero, L ERA:	(7, 1)	2.0		7	2	0	0	1	0	0	0	0	0	0	9	11	0.00	1.000
74 Adam Liberatore, L ERA:	(9, 1)	1.0		3	1	0	0	0	0	0	0	0	0	0	3	3	0.00	1.000

Batter	1	2	3	4	5	6	7	8	9	AB	R	H	RBI	BB	SO	LOB
5 Sam Fuld, L (1, 8)	G5-3		S 1 SAFE; CS; 1-2	CCC; K		F8		B X; 1-H 2-H; 2B		2	0	0	0	0	1	0
40 Kevin Kiermaier, L (5, 8) OBP: 0.500, SLG: 1.000										2	0	1	2	0	0	0
11 Yunel Escobar, R (1, 6) OBP: 0.500, SLG: 0.500	G6-3			2 1B; 1B		L6		G5-3		2	0	1	0	0	0	0
29 Tim Beckham, R (4, PR) (5, 6)										2	0	0	0	0	0	1
2 Kelly Johnson, L (1, 4) OBP: 0.500, SLG: 0.500	K			1-3; 1B			K		K	2	0	1	0	0	1	0
87 Cole Figueroa, L (4, PR) (5, 4)										2	0	0	0	0	2	0
28 José Molina, R (1, 2)		G4-3		P4			G6-3		K	2	0	0	0	0	0	2
7 Mike Fontenot, L (6, 5)										2	0	0	0	0	1	0
30 Luke Scott, L (1, 10)		G5-3		K			F8		F8	2	0	0	0	0	1	2
26 Stephen Vogt, L (7, PH) (8, 10)										2	0	0	0	0	0	0
21 James Loney, L (1, 3)		G4-3			G3-1			G6-3		2	0	0	0	0	0	0
38 Robinson Chirinos, R (6, 2)										1	0	0	0	0	0	0
60 Wil Myers, R (1, 9)			G4-3					G4-3		1	0	0	0	1	0	0
80 Taylor Motter, R (6, 9)					16 G5-4-3; BB					1	0	0	0	0	0	0
16 Chris Gimenez, R (1, 5)			BBBB; 24 FC6-4; BB		G5-4-3; 1-2f			BBBB; 40 BLK; 24 1B; 40 2B; BB		1	0	0	0	1	0	1
69 Nick Weglarz, L (6, 3)										0	1	0	0	1	0	0
24 Rich Thompson, L (1, 7) OBP: 0.333, SLG: 0.333			FC6-4; 5 CS; 1-2f			F8		40 BLK; 40 2B; 1-2; 1B		3	1	1	0	0	0	1

BOTTOM

Pittsburgh Pirates @ Tampa Bay Rays

Charlotte Sports Park, Port Charlotte, FL

Sat Feb 23 2013, 1:09 PM - 4:00 PM EST

Att. 4,436 - Sunny - 81 F

livebaseballscorecards.com

AB	29
R	2
H	4
RBI	2
BB	3
SO	6
LOB	7

Inning Stats	1	2	3	4	5	6	7	8	9
	R: 0 E: 0 K: 1 S: 5	H: 0 LOB: 0 BB: 0 P: 5	R: 0 E: 0 K: 0 S: 3	H: 0 LOB: 0 BB: 0 P: 3	R: 0 E: 0 K: 0 S: 3	H: 0 LOB: 0 BB: 0 P: 3	R: 0 E: 0 K: 2 S: 9	H: 2 LOB: 2 BB: 0 P: 9	R: 0 E: 0 K: 0 S: 2	H: 0 LOB: 0 BB: 1 P: 6
	R: 0 E: 0 K: 0 S: 3	H: 0 LOB: 0 BB: 0 P: 3	R: 0 E: 0 K: 1 S: 5	H: 0 LOB: 0 BB: 0 P: 5	R: 2 E: 0 K: 0 S: 5	H: 2 LOB: 1 BB: 1 P: 10	R: 0 E: 0 K: 2 S: 7	H: 0 LOB: 0 BB: 0 P: 7		

1B:	3
2B:	1
3B:	0
HR:	0
SF:	0
SAC:	0
DP:	1
HBP:	0

WP:	0
PB:	0
SB:	0
CS:	1
PA:	33

PITCHER		IP	WLS	BF	H	R	ER	SO	BB	IBB	HBP	BLK	WP	HR	S	P	ERA	WHIP
49 Jeff Locke, L ERA:	(1, 1)	3.0	W	9	0	0	0	1	1	0	0	0	0	0	11	15	0.00	0.333
63 Chris Leroux, R ERA:	(4, 1)	1.0	H	5	2	0	0	2	0	0	0	0	0	0	9	9	0.00	2.000
29 Bryan Morris, R ERA:	(5, 1)	1.0	H	3	0	0	0	0	1	0	0	0	0	0	2	6	0.00	1.000
52 Mike Zagurski, L ERA:	(6, 1)	1.0	H	3	0	0	0	0	0	0	0	0	0	0	3	3	0.00	0.000
61 Duke Welker, R ERA:	(7, 1)	1.0	H	3	0	0	0	1	0	0	0	0	0	0	5	5	0.00	0.000

PITCHER		IP	WLS	BF	H	R	ER	SO	BB	IBB	HBP	BLK	WP	HR	S	P	ERA	WHIP
32 Vin Mazzaro, R ERA: 18.0	(8, 1)	1.0	H	6	2	2	2	0	1	0	0	1	0	0	5	10	18.00	3.000
62 Brooks Brown, R ERA:	(9, 1)	1.0	S	3	0	0	0	2	0	0	0	0	0	0	7	7	0.00	0.000

Batter	1	2	3	4	5	6	7	8	9	AB	R	H	RBI	BB	SO	LOB
18 Ben Zobrist, S (1, 9) 41 Brett Nommensen, L (7, 9)	BBBB 4-0 20 HBP 8 1B 19 SF9 BB	X 0-0 ③ G5-3			X 0-0 ① F9		X 0-0 ② G3 1-2		X 0-0 ③ P5	3 1	1 0	0 0	0 0	1 0	0 0	2 0
8 Desmond Jennings, R (1, 8) OBP: 1.000, SLG: 1.500 66 Jason Bourgeois, R (5, PH) (5, 8)	X 0-0 19 SF9 20 HBP 1-2 1B	X 0-0 20 E 2B			X 0-0 ② G6-3		X 0-0 ③ FC5-4 2-2			2 2	1 0	2 0	0 0	0 0	0 0	0 1
20 Matt Joyce, L (1, 7) OBP: 1.000, SLG: 2.000 70 Thomas Coyle, L (5, 4)	H 1-0 1-2 2-3 HBP	BBBB 4-0 E2 15 G1-6-3 2-H BB			X 0-0 2B			CCC 0-3 ① K		1 1	0 0	1 0	0 0	1 0	0 1	0 0
15 Jack Cust, L (1, 10) OBP: 0.250, SLG: 0.250	SSS 0-3 ① K	X 0-0 ①② G1-6-3 1-2f			SSS 0-3 ③ K			X 0-0 68 FC4-6 1B		4	0	1	0	0	2	5
19 Ryan Roberts, R (1, 4) 68 Shawn O'Malley, S (5, 6)	X 0-0 ② SF9 2-3 3-H	X 0-0 ③ G1-3				SSS 0-3 ① K		X 0-0 ② FC4-6 86 WP 86 HR 1-2f		1 2	0 1	0 0	1 0	0 0	0 1	0 1
1 Sean Rodríguez, R (1, 5) 86 Leslie Anderson, L (5, 3) OBP: 0.500, SLG: 2.000	X 0-0 ③ F9			SSS 0-3 ① K		X 0-0 ② G4-3		B X 1-0 1-H HR		2 2	0 1	0 1	0 2	0 0	1 0	2 0
64 Shelley Duncan, R (1, 3) 67 Mark Thomas, R (5, 2)		X 0-0 ① G3-1		SSS 0-3 ② K		SSS 0-3 ③ K		X 0-0 ③ G6-3		2 2	0 0	0 0	0 0	0 0	1 1	0 0
59 Jose Lobaton, S (1, 2) OBP: 1.000, SLG: 1.000 26 Ty Morrison, L (5, 7) OBP: 0.500, SLG: 0.500	BBBB 4-0 36 F8 36 WP BB			X 0-0 1B			X 0-0 E6 66 FC5-4 18 G3		X 0-0 61 CS 1B	1 2	0 0	1 1	0 0	1 0	0 0	0 0
36 Hak-Ju Lee, L (1, 6) 61 Steven Tinoco, R (5, 5)	B X 1-0 ② F8 1-3			SSS 0-3 ③ K			X 0-0 ① F9		C X 0-1 ①② G6-3 1-2	2 2	0 0	0 0	0 0	0 0	1 0	2 2
Inning Stats	R: 1 H: 1 E: 0 LOB: 2 K: 1 BB: 1 S: 6 P: 11	R: 0 H: 0 E: 0 LOB: 1 K: 0 BB: 1 S: 3 P: 8	R: 1 H: 1 E: 1 LOB: 0 K: 0 BB: 1 S: 3 P: 7	R: 0 H: 1 E: 0 LOB: 1 K: 3 BB: 0 S: 10 P: 10	R: 0 H: 1 E: 0 LOB: 1 K: 1 BB: 0 S: 6 P: 6	R: 0 H: 0 E: 0 LOB: 0 K: 2 BB: 0 S: 7 P: 7	R: 0 H: 0 E: 1 LOB: 1 K: 0 BB: 0 S: 4 P: 4	R: 2 H: 2 E: 0 LOB: 0 K: 1 BB: 0 S: 7 P: 8	R: 0 H: 1 E: 0 LOB: 0 K: 0 BB: 0 S: 4 P: 4	1B: 4 2B: 2 3B: 0 HR: 1	SF: 1 SAC: 0 DP: 1 HBP: 1			WP: 2 PB: 0 SB: 0 CS: 1	PA: 37		

TOP

Tampa Bay Rays @ Boston Red Sox

JetBlue Park, Ft. Myers, FL

Sat Feb 23 2013, 1:40 PM - 4:25 PM EST

Att. 9,680 - Partly Cloudy - 86 F

livebaseballscorecards.com

AB	32
R	4
H	7
RBI	3
BB	3
SO	8
LOB	15

PITCHER		IP	WLS	BF	H	R	ER	SO	BB	IBB	HBP	BLK	WP	HR	S	P	ERA	WHIP
41 John Lackey, R ERA: 9.0	(1, 1)	1.0		6	1	1	1	1	1	0	1	0	0	0	6	11	9.00	2.000
66 Drake Britton, L ERA: 4.5	(2, 1)	2.0		8	1	1	1	0	2	0	0	0	1	0	6	15	4.50	1.500
63 Alex Wilson, R ERA:	(4, 1)	1.0		4	1	0	0	3	0	0	0	0	0	0	10	10	0.00	1.000
78 Jose De La Torre, R ERA:	(5, 1)	1.0		4	1	0	0	1	0	0	0	0	0	0	6	6	0.00	1.000
77 Anthony Carter, R ERA:	(6, 1)	1.0		3	0	0	0	2	0	0	0	0	0	0	7	7	0.00	0.000

PITCHER		IP	WLS	BF	H	R	ER	SO	BB	IBB	HBP	BLK	WP	HR	S	P	ERA	WHIP
54 Pedro Beato, R ERA:	(7, 1)	1.0		4	0	0	0	0	0	0	0	0	0	0	4	4	0.00	0.000
60 Oscar Villarreal, R ERA: 18.0	(8, 1)	1.0	L	5	2	2	2	1	0	0	0	0	1	1	7	8	18.00	2.000
59 Clayton Mortensen, R ERA:	(9, 1)	1.0		3	1	0	0	0	0	0	0	0	0	0	4	4	0.00	1.000

Tampa Bay Rays @ Boston Red Sox

JetBlue Park, Ft. Myers, FL

Sat Feb 23 2013, 1:40 PM - 4:25 PM EST

Att. 9,680 - Partly Cloudy - 86 F

BOTTOM

livebaseballscorecards.com

Batter	1	2	3	4	5	6	7	8	9	AB	R	H	RBI	BB	SO	LOB
2 Jacoby Ellsbury, L (1, 8) OBP: 0.667, SLG: 1.000	BBBB 4-0 18 G3-6-3 BB		x 0-0 ②③ G4-6-3 1-2f			x 0-0 2B		x 0-0 48 CS 1B		2	0	1	0	1	0	2
74 Jackie Bradley Jr., L (6, PR) OBP: 1.000, SLG: 1.000 (7, 8)										1	0	1	0	0	0	0
15 Dustin Pedroia, R (1, 4)	CCC 0-3 ① K			x 0-0 ① P3		BBBB 4-0 18 G4-6-3 BB		x 0-0 ① F8		2	0	0	0	1	1	1
26 Brock Holt, L (6, PR) (7, 4)										1	0	0	0	0	0	1
18 Shane Victorino, S (1, 9)	x 0-0 ②③ G3-6-3 1-2f			x 0-0 ② G4-3		x 0-0 ②③ G4-6-3 1-2f		CCC 0-3 ②③ K 1-2		3	0	0	0	0	0	3
48 Mitch Maier, L (7, 9)										1	0	0	0	0	1	1
39 Jarrod Saltalamacchia, S (1, 2) OBP: 0.500, SLG: 1.000		SSS 0-3 ① K		x 0-0 2B			SSS 0-3 ① K		x 0-0 ① G6-3	2	0	1	0	0	1	0
3 David Ross, R (6, 2)										2	0	0	0	0	1	0
5 Jonny Gomes, R (1, 7)		x 0-0 ② F8		x 0-0 ③ G4-3			BBBB 4-0 10 HR BB		x 0-0 72 1B 2B	2	0	0	0	0	0	1
80 Jeremy Hazelbaker, L (6, 7) OBP: 1.000, SLG: 2.000										1	2	1	0	1	0	0
7 Stephen Drew, L (1, 6)		x 0-0 ③ F7			BBB 4-0 16 L4-3 BB		x 0-0 1-H HR		x 0-0 ② F8	1	0	0	0	1	0	0
10 Jose Iglesias, R (5, PR) OBP: 0.500, SLG: 2.000 (6, 6)										2	1	1	2	0	0	1
16 Will Middlebrooks, R (1, 5) OBP: 0.500, SLG: 0.500			x 0-0 25 BB 1B		x 0-0 ①② L4-3 1-1		x 0-0 ② G4-3		x 0-0 2-H 1B	2	0	1	0	0	0	1
72 Xander Bogaerts, R (6, 5) OBP: 0.500, SLG: 0.500										2	0	1	1	0	0	0
35 Lyle Overbay, L (1, 3)		SSS 0-3 ① K			x 0-0 ③ G1-6-3		BBBH 4-0 HBP		CCC 0-3 ③ K	2	0	0	0	0	1	2
29 Daniel Nava, S (6, 3)										1	0	0	0	0	1	1
25 Ryan Sweeney, L (1, 10)			BBBB 4-0 2 G4-6-3 1-2 BB			x 0-0 ① G4-3	x 0-0 ③ G3			1	0	0	0	1	0	0
71 Mark Hamilton, L (7, PH) (8, 10)										1	0	0	0	0	0	1

	AB	29
	R	3
	H	7
	RBI	3
	BB	5
	SO	6
	LOB	15

Inning Stats	1	2	3	4	5	6	7	8	9
	R: 0 H: 0 E: 0 LOB: 0 K: 1 BB: 1 S: 4 P: 8	R: 0 H: 0 E: 0 LOB: 0 K: 1 BB: 0 S: 5 P: 5	R: 0 H: 1 E: 0 LOB: 1 K: 1 BB: 1 S: 5 P: 9	R: 0 H: 1 E: 0 LOB: 1 K: 0 BB: 0 S: 4 P: 4	R: 0 H: 0 E: 0 LOB: 1 K: 0 BB: 1 S: 2 P: 6	R: 0 H: 1 E: 0 LOB: 2 K: 0 BB: 1 S: 3 P: 7	R: 2 H: 1 E: 0 LOB: 1 K: 1 BB: 1 S: 6 P: 14	R: 0 H: 1 E: 0 LOB: 1 K: 1 BB: 0 S: 5 P: 5	R: 1 H: 2 E: 0 LOB: 1 K: 1 BB: 0 S: 7 P: 7

1B: 3	SF: 0	WP: 0 PA: 35
2B: 5	SAC: 0	PB: 0
3B: 0	DP: 5	SB: 0
HR: 1	HBP: 1	CS: 1

PITCHER	IP	WLS	BF	H	R	ER	SO	BB	IBB	HBP	BLK	WP	HR	S	P	ERA	WHIP
37 Alex Colomé, R (1, 1) ERA:	1.0		3	0	0	0	1	1	0	0	0	0	0	4	8	0.00	1.000
47 Brandon Gomes, R (2, 1) ERA:	1.0	H	3	0	0	0	1	0	0	0	0	0	0	5	5	0.00	0.000
51 Felipe Vázquez, L (3, 1) ERA:	1.0	H	4	1	0	0	1	1	0	0	0	0	0	5	9	0.00	2.000
52 Josh Lueke, R (4, 1) ERA:	2.0	H	7	1	0	0	0	1	0	0	0	0	0	6	10	0.00	1.000
71 Marquis Fleming, R (6, 1) ERA: 9.0	2.0	W	10	2	2	2	1	2	0	1	0	0	1	9	21	9.00	2.000

PITCHER	IP	WLS	BF	H	R	ER	SO	BB	IBB	HBP	BLK	WP	HR	S	P	ERA	WHIP
76 Matt Buschmann, R (8, 1) ERA: 4.5	2.0	S	8	3	1	1	2	0	0	0	0	0	0	12	12	4.50	1.500

Batter	1	2	3	4	5	6	7	8	9	10	AB	R	H	RBI	BB	SO	LOB
5 Sam Fuld, L (1, 8)	F8		K		L4	P5			68 E; 86 1B; BB	K	3	0	0	0	0	1	0
40 Kevin Kiermaier, L (5, 8) OBP: 0.400, SLG: 0.500											2	1	0	0	1	1	2
1 Sean Rodríguez, R (1, 4)	F9		K		K	G4-3			E4; 38 S; 86 1B; 1-3	86 S; 86 1B; 1B	3	0	0	0	0	2	0
68 Shawn O'Malley, S (5, 4) OBP: 0.200, SLG: 0.200						1-2; 2-3					3	2	1	0	0	0	3
26 Stephen Vogt, L (1, 10) OBP: 0.400, SLG: 0.600	2B		64 1B; 1B		G4-3		F8		86 1B; 60 SF9; 1-2; BB	F7	3	0	2	0	0	0	0
38 Robinson Chirinos, R (7, PH)											2	1	0	0	1	0	1
(7, 10)																	
64 Shelley Duncan, R (1, 3) OBP: 0.200, SLG: 0.200	G5-3		16 FC6-4; 1-2; 1B			G5-3	F8		36 BB; 87 1B; 1-3; 2-H; 3-H; 1B	67 HR; 1-H; 1B	3	0	1	0	0	0	1
86 Leslie Anderson, L (6, 3) OBP: 0.600, SLG: 1.200											3	1	2	3	0	0	0
16 Chris Gimenez, R (1, 2) OBP: 0.400, SLG: 0.250		L8	FC6-4; 1-2f			60 2B; 66 1B; 1B	K		P4	HR; 1-H	3	1	1	0	0	0	2
67 Mark Thomas, R (6, 2) OBP: 0.200, SLG: 0.800											3	1	1	2	0	1	2
24 Rich Thompson, L (1, 9) OBP: 0.400, SLG: 0.400		P6		7 G4-3; 66 G5-3; 1B		66 1B; 7 1B; 1-3; 2B		K	SF9; 3-H	K	2	0	1	0	0	0	0
60 Wil Myers, R (4, 9) OBP: 0.333, SLG: 0.500											3	1	1	1	0	2	0
66 Jason Bourgeois, R (1, 7) OBP: 0.400, SLG: 0.250		7 S; 7 2B; BB		G5-3; 1-2		7 1B; 29 E; 2-3; 3-H; 1B		36 G3; 1B	36 BB; 1-2; 1B		2	2	1	1	1	0	1
87 Cole Figueroa, L (6, 5) OBP: 0.500, SLG: 0.500											2	0	2	0	0	0	0
7 Mike Fontenot, L (1, 5) OBP: 0.400, SLG: 0.600		1-H; 2B		G4-3; 2-3		68 S; 29 E; 1-3; 3-H; 1B		G3; 1-2	1-2; 2-3; BB		3	0	2	2	0	0	1
36 Hak-Ju Lee, L (6, PR)											1	0	0	0	1	0	1
(6, 6)																	
29 Tim Beckham, R (1, 6)	P6		K			E3; 68 S; 1-2; 3-H		K	G4-3		3	0	0	1	0	1	3
26 Ty Morrison, L (6, PR) OBP: 0.250, SLG: 0.250											2	0	0	0	0	1	4
(6, 7)																	
Inning Stats	R: 0 E: 0 K: 0 S: 4 H: 1 LOB: 1 BB: 0 P: 4	R: 1 E: 0 K: 0 S: 4 H: 1 LOB: 1 BB: 1 P: 9	R: 0 E: 0 K: 2 S: 11 H: 2 LOB: 2 BB: 0 P: 11	R: 0 E: 0 K: 1 S: 6 H: 1 LOB: 1 BB: 0 P: 6	R: 0 E: 0 K: 1 S: 5 H: 0 LOB: 0 BB: 0 P: 5	R: 3 E: 1 K: 0 S: 8 H: 4 LOB: 3 BB: 0 P: 9	R: 0 E: 0 K: 1 S: 5 H: 0 LOB: 0 BB: 0 P: 5	R: 0 E: 0 K: 2 S: 8 H: 1 LOB: 1 BB: 0 P: 8	R: 3 E: 1 K: 0 S: 6 H: 2 LOB: 3 BB: 3 P: 18	R: 3 E: 0 K: 2 S: 10 H: 3 LOB: 0 BB: 0 P: 11	1B: 11 2B: 3 3B: 0 HR: 1 SF: 1 SAC: 0 DP: 0 HBP: 0						

PITCHER	IP	WLS	BF	H	R	ER	SO	BB	IBB	HBP	BLK	WP	HR	S	P	ERA	WHIP
62 Liam Hendriks, R (1, 1) ERA: 4.5	2.0		9	2	1	1	0	1	0	0	0	0	0	8	13	4.50	1.500
15 Glen Perkins, L (3, 1) ERA:	1.0		5	2	0	0	2	0	0	0	0	0	0	11	11	0.00	2.000
32 Kyle Gibson, R (4, 1) ERA:	2.0		7	1	0	0	2	0	0	0	0	0	0	11	11	0.00	0.500
52 Brian Duensing, L (6, 1) ERA: 27.0	1.0	B	8	4	3	3	0	0	0	0	0	0	0	8	9	27.00	4.000
61 Jared Burton, R (7, 1) ERA:	1.0		3	0	0	0	1	0	0	0	0	0	0	5	5	0.00	0.000

PITCHER	IP	WLS	BF	H	R	ER	SO	BB	IBB	HBP	BLK	WP	HR	S	P	ERA	WHIP
67 Luis Perdomo, R (8, 1) ERA:	1.0		4	1	0	0	2	0	0	0	0	0	0	8	8	0.00	1.000
54 Anthony Slama, R (9, 1) ERA: 13.5	0.2		7	2	3	1	0	2	0	0	0	0	0	5	13	13.50	6.000
76 Deolis Guerra, R (9, 1) ERA: 20.25	1.1	L	8	3	3	3	2	1	0	0	0	0	1	11	16	20.25	3.000

TOP

Tampa Bay Rays @ Minnesota Twins

Hammond Stadium, Fort Myers, FL

Sun Feb 24 2013, 1:07 PM - 4:52 PM EST

Att. 5,124 - Sunny - 83 F

livebaseballscorecards.com

AB	46
R	10
H	15
RBI	10
BB	4
SO	9
LOB	21

1B: 11	SF: 1	WP: 0	PA: 51
2B: 3	SAC: 0	PB: 0	
3B: 0	DP: 0	SB: 5	
HR: 1	HBP: 0	CS: 0	

Tampa Bay Rays @ Minnesota Twins

Hammond Stadium, Fort Myers, FL

Sun Feb 24 2013, 1:07 PM - 4:52 PM EST

Att. 5,124 - Sunny - 83 F

livebaseballscorecards.com

Batter	1	2	3	4	5	6	7	8	9	10	AB	R	H	RBI	BB	SO	LOB
32 Aaron Hicks, S (1, 8) 48 Brandon Boggs, S (6, 8) OBP: 0.333, SLG: 0.833	K		G4-3 2-3		G5-3 1-2		K2-3-2 1-1		HR 1-H 2-H	P6	3 3	0 1	0 1	0 3	0 0	1 1	2 1
8 Jamey Carroll, R (1, 4) OBP: 0.500, SLG: 1.000 Eddie Rosario, L (5, 4) OBP: 0.667, SLG: 0.600	G6-3		2B 3-H		1B 7 G6-3 7 E 2-H		BB		1B 82 1B 22 G5-3		2 2	0 1	1 2	1 1	0 1	0 0	0 0
7 Joe Mauer, L (1, 2) 82 Josmil Pinto, R (6, 2) OBP: 0.500, SLG: 0.500 19 Darin Mastroianni, R (9, PR) OBP: 0.333, SLG: 0.667 81 Danny Lehmann, R (10, 2)	BB	F7		G6-3 1-3 1 SAFE		P6			1B 22 S 55 1B 1-3		2 2 0 0	0 0 1 0	0 1 0 0	0 0 0 0	1 0 0 0	0 0 0 0	2 1 0 0
16 Josh Willingham, R (1, 7) OBP: 0.500, SLG: 1.250 22 Wilkin Ramirez, R (5, 7)	G6-3		K		G6-3			G6-3 1B	G5-3 1-2 3-H		2 3	0 0	0 0	0 1	0 0	1 0	2 2
33 Justin Morneau, L (1, 3) OBP: 0.333, SLG: 0.333 55 Chris Colabello, R (7, 3) OBP: 0.400, SLG: 0.400 44 Chris Herrmann, L (9, PR) 26 Brian Dinkelman, L (10, 3) OBP: 0.667, SLG: 0.500		F8		F7		1B 85 FC1-6		1B	1B 2-H		3 2 0 0	0 0 0 0	1 2 0 0	0 1 0 0	0 0 0 0	0 0 0 0	0 0 0 0
27 Chris Parmelee, L (1, 9) OBP: 0.250, SLG: 0.500 11 Clete Thomas, L (5, 9) OBP: 0.400, SLG: 0.400		F8		2B		P6	K	P3			2 3	0 0	1 0	0 0	0 0	0 1	0 3
13 Jeff Clement, L (1, 10) 84 Dan Rohlfing, R (6, PH) (7, 10)	BB 1 FC4-6			K		K	F8	G4-3			1 3	0 0	0 0	0 0	1 0	1 1	1 3
1 Ray Olmedo, S (1, 5) 85 James Beresford, L (6, 5)	FC4-6 1-2f		G4-3			FC1-6 1-2f			BB 83 1B 48 HR	L4	2 2	0 1	0 0	0 0	0 1	0 0	2 1
25 Pedro Florimón, S (1, 6) OBP: 0.500, SLG: 0.667 83 Danny Santana, S (6, 6) OBP: 0.800, SLG: 0.500			2B 32 G4-3 8 2B		BB 32 G5-3 1B		BB 48 K2-3-2		1B 48 HR 1-2	G3-1	1 2	2 1	1 1	0 0	1 1	0 0	0 0

Inning Stats	1	2	3	4	5	6	7	8	9	10
	R: 0 E: 0 K: 1 S: 5	R: 0 E: 0 K: 0 S: 3	R: 1 E: 0 K: 1 S: 7	R: 0 E: 0 K: 1 S: 6	R: 1 E: 1 K: 0 S: 4	R: 0 E: 0 K: 1 S: 6	R: 0 E: 0 K: 1 S: 4	R: 0 E: 0 K: 1 S: 6	R: 5 E: 0 K: 0 S: 8	R: 0 E: 0 K: 0 S: 3
	H: 0 LOB: 1 BB: 1 P: 9	H: 0 LOB: 1 BB: 1 P: 7	H: 2 LOB: 1 BB: 0 P: 7	H: 1 LOB: 1 BB: 0 P: 6	H: 1 LOB: 1 BB: 1 P: 8	H: 1 LOB: 1 BB: 0 P: 6	H: 0 LOB: 2 BB: 2 P: 12	H: 1 LOB: 1 BB: 0 P: 6	H: 5 LOB: 1 BB: 1 P: 13	H: 0 LOB: 0 BB: 0 P: 3

| | | |

Batter	1	2	3	4	5	6	7	8	9	AB	R	H	RBI	BB	SO	LOB
2 Jacoby Ellsbury, L (1, 8) OBP: 0.333, SLG: 0.400	C X 0-1 ① G4-3	X 0-0 ③ G4-3			X 0-0 ③ F8			B B B B 4-0 92 FC3-6 10 97 1B 10 1B BB	S S C 0-3 ② K	3	0	0	0	0	0	1
18 Peter Hissey, L (6, 8)										1	1	0	0	1	1	2
15 Dustin Pedroia, R (1, 4) OBP: 0.333, SLG: 0.800	B B X 2-0 HR		S S S 0-3 ① K			X 0-0 ① F9		X 0-0 92 FC3-6 1-2 1B	S S S 0-3 ③ K	3	1	1	1	0	1	0
97 Tony Thomas, R (6, 4) OBP: 0.500, SLG: 0.500										2	0	1	0	0	1	2
18 Shane Victorino, S (1, 9)	B B B B 4-0 5 1B BB		S S C 0-3 ② K			B B B B 4-0 BB		X 0-0 ① FC3-6 10 E 10 1B 1-2f 2-3		1	0	0	0	2	1	0
92 Matty Johnson, S (6, 9)										1	0	0	0	0	0	2
5 Jonny Gomes, R (1, 7) OBP: 0.200, SLG: 0.200	X 0-0 ② 1-3 1B		X 0-0 ③ G5-3			X 0-0 ② P3		S S S 0-3 ② K		3	0	1	0	0	0	1
29 Daniel Nava, S (6, 7) OBP: 0.500, SLG: 0.600						X 0-0 ③ F7		X 0-0 E6 1-3 3-H 1B		1	0	0	0	0	1	2
7 Stephen Drew, L (1, 6)	X 0-0 ③ G3			X 0-0 ① P4						3	0	0	0	0	0	2
10 Jose Iglesias, R (6, 6) OBP: 0.333, SLG: 0.833										1	0	1	1	0	0	0
25 Ryan Sweeney, L (1, 10) OBP: 0.375, SLG: 0.167		X 0-0 37 2B 1B		X 0-0 ② G3-1			X 0-0 ① P6	X 0-0 ③ F7		3	1	1	0	0	0	0
30 Matt Spring, R (8, PH) (8, 10)										1	0	0	0	0	0	2
44 Drew Sutton, S (1, 5)		S S S 0-3 ① K		X 0-0 ③ G6-3			X 0-0 ② G3		B B B B 4-0 71 E BB	3	0	0	0	0	1	1
13 Heiker Meneses, R (7, 5)										0	0	0	0	1	0	0
37 Mike Carp, L (1, 3) OBP: 0.500, SLG: 1.000		X 0-0 1-H 2B			S S C 0-3 ① K		B B B B 4-0 BB		X 0-0 FC3 1-2	2	0	1	1	0	1	0
71 Mark Hamilton, L (5, 3) OBP: 0.429, SLG: 0.200										1	0	0	0	1	0	1
3 David Ross, R (1, 2)		S S S 0-3 ② K			X 0-0 ② G5-3		X 0-0 ③ F9		S S S 0-3 ① K	2	0	0	0	0	1	1
70 Christian Vázquez, R (6, 2) OBP: 0.250, SLG: 0.250										2	0	0	0	0	1	3
Inning Stats	R: 1 E: 0 K: 0 S: 5 H: 2 LOB: 1 BB: 1 P: 11	R: 1 E: 0 K: 2 S: 9 H: 2 LOB: 1 BB: 0 P: 9	R: 0 E: 0 K: 2 S: 7 H: 0 LOB: 0 BB: 0 P: 7	R: 0 E: 0 K: 0 S: 3 H: 0 LOB: 0 BB: 0 P: 3	R: 0 E: 0 K: 1 S: 5 H: 0 LOB: 0 BB: 0 P: 5	R: 0 E: 0 K: 0 S: 3 H: 0 LOB: 1 BB: 1 P: 7	R: 0 E: 0 K: 0 S: 3 H: 0 LOB: 1 BB: 1 P: 7	R: 1 E: 1 K: 1 S: 7 H: 2 LOB: 2 BB: 1 P: 11	R: 0 E: 1 K: 3 S: 10 H: 0 LOB: 2 BB: 1 P: 14	1B: 4 2B: 1 3B: 0 HR: 1 SF: 0 SAC: 0 DP: 0 HBP: 0							

TOP

Boston Red Sox @ Tampa Bay Rays

Charlotte Sports Park, Port Charlotte, FL

Mon Feb 25 2013, 1:07 PM - 4:02 PM EST
Att. 4,528 - Partly Cloudy - 85 F

livebaseballscorecards.com

AB	33
R	3
H	6
RBI	3
BB	5
SO	9
LOB	20

PITCHER		IP	WLS	BF	H	R	ER	SO	BB	IBB	HBP	BLK	WP	HR	S	P	ERA	WHIP
53 Alex Cobb, R ERA: 9.0	(1, 1)	2.0		10	4	2	2	2	1	0	0	0	0	1	0	14	9.00	2.500
35 Jamey Wright, R ERA:	(3, 1)	1.0		3	0	0	0	2	0	0	0	0	0	0	7	7	0.00	0.000
27 Cesár Ramos, L ERA:	(4, 1)	2.0	W	6	0	0	0	1	0	0	0	0	0	0	8	8	0.00	0.000
57 Jake McGee, L ERA:	(6, 1)	1.0	H	4	0	0	0	0	1	0	0	0	0	0	3	7	0.00	1.000
49 Dane De La Rosa, R ERA:	(7, 1)	1.0	H	4	0	0	0	0	1	0	0	0	0	0	3	7	0.00	1.000

PITCHER		IP	WLS	BF	H	R	ER	SO	BB	IBB	HBP	BLK	WP	HR	S	P	ERA	WHIP
78 Neil Schenk, L ERA: 9.0	(8, 1)	1.0		6	2	1	1	1	1	0	0	0	0	0	7	11	9.00	3.000
74 Adam Liberatore, L ERA:	(9, 1)	1.0	S	5	0	0	0	3	1	0	0	0	0	0	10	14	0.00	1.000

1B: 4 2B: 1 3B: 0 HR: 1 SF: 0 SAC: 0 DP: 0 HBP: 0

WP: 0 PB: 0 SB: 0 CS: 0 PA: 38

BOTTOM

Boston Red Sox @ Tampa Bay Rays

Charlotte Sports Park, Port Charlotte, FL

Mon Feb 25 2013, 1:07 PM - 4:02 PM EST

Att. 4,528 - Partly Cloudy - 85 F

Batter	1	2	3	4	5	6	7	8	9	AB	R	H	RBI	BB	SO	LOB
18 Ben Zobrist, S (1, 9) OBP: 0.286, SLG: 0.167	G4-3	F7		20 CS 1B (2-H)		P6				3	0	1	1	0	0	1
10 Brandon Guyer, R (5, 9)										1	0	0	0	0	0	1
8 Desmond Jennings, R (1, 8) OBP: 0.600, SLG: 0.750	20 BB 11 2B BB (4-0)		G6-3	L4			86 1B 59 G4-3 2B			2	1	0	0	1	0	1
87 Cole Figueroa, L (5, 5) OBP: 0.600, SLG: 0.800										1	1	1	0	0	0	0
20 Matt Joyce, L (1, 7) OBP: 1.000, SLG: 2.000	11 2B BB (4-0, 1-2)		2B	CS (1 SAFE, 1-2)	K		K			1	1	1	0	1	0	0
36 Hak-Ju Lee, L (5, 6)										2	0	0	0	0	2	1
11 Yunel Escobar, R (1, 6) OBP: 0.500, SLG: 0.750	30 G3 2B (1-H, 2-H)	F9			1 L5-4 30 BB HBP		59 G4-3 1B (2-3)			2	0	1	2	0	0	1
86 Leslie Anderson, L (5, 7) OBP: 0.714, SLG: 1.167										1	0	1	0	0	0	0
30 Luke Scott, L (1, 10)	G3 (2-3)		F7		BB (1-2)		G4-3 (1-2, 3-H)			2	0	0	0	1	0	2
59 Jose Lobaton, S (7, PH) OBP: 0.667, SLG: 0.500 (8, 10)										1	0	0	1	0	0	1
2 Kelly Johnson, L (1, 4) OBP: 0.250, SLG: 0.250	G3		G4-3	L5-4 (2-2)			P2			2	0	0	0	0	0	1
1 Sean Rodríguez, R (5, 3)										2	0	0	0	0	0	3
28 José Molina, R (1, 2)		G5-3		21 1B 19 2B BB (4-0)	K			P5		1	1	0	0	1	0	0
26 Stephen Vogt, L (6, 2) OBP: 0.286, SLG: 0.429										2	0	0	0	0	1	0
21 James Loney, L (1, 3) OBP: 0.500, SLG: 0.500		1B		19 2B 1B (1-2)	1B			40 CS BB (4-0)		2	1	2	0	0	0	0
7 Mike Fontenot, L (5, 4) OBP: 0.571, SLG: 0.667										1	0	1	0	1	0	0
19 Ryan Roberts, R (1, 5) OBP: 0.250, SLG: 0.667		F8		18 1B 2B (1-H, 2-H)				K (1-2)		2	1	1	2	0	0	1
40 Kevin Kiermaier, L (5, 8) OBP: 0.286, SLG: 0.333										2	0	0	0	0	2	2
Inning Stats	R: 2 E: 0 K: 0 S: 4 H: 1 LOB: 1 BB: 2 P: 12	R: 0 E: 0 K: 0 S: 4 H: 1 LOB: 1 BB: 0 P: 4	R: 0 E: 0 K: 0 S: 4 H: 1 LOB: 1 BB: 0 P: 4	R: 3 E: 0 K: 0 S: 5 H: 3 LOB: 0 BB: 1 P: 9	R: 0 E: 0 K: 1 S: 4 H: 0 LOB: 1 BB: 1 P: 9	R: 0 E: 0 K: 2 S: 8 H: 1 LOB: 1 BB: 0 P: 8	R: 1 E: 0 K: 1 S: 7 H: 2 LOB: 1 BB: 0 P: 7	R: 0 E: 0 K: 1 S: 4 H: 0 LOB: 1 BB: 1 P: 8		1B: 5 2B: 6 3B: 0 HR: 0	SF: 0 SAC: 0 DP: 2 HBP: 1			WP: 0 PB: 0 SB: 0 CS: 2	PA: 37		

livebaseballscorecards.com

AB	30
R	6
H	9
RBI	6
BB	5
SO	5
LOB	15

PITCHER		IP	WLS	BF	H	R	ER	SO	BB	IBB	HBP	BLK	WP	HR	S	P	ERA	WHIP
91 Alfredo Aceves, R ERA: 9.0	(1, 1)	2.0		10	2	2	2	0	2	0	0	0	0	0	8	16	9.00	2.000
83 Chris Hernandez, L ERA: 13.5	(3, 1)	2.0	L	10	4	3	3	0	1	0	0	0	0	0	9	13	13.50	2.500
51 Daniel Bard, R ERA:	(5, 1)	1.0		4	0	0	0	1	1	0	1	0	0	0	4	9	0.00	1.000
79 Terry Doyle, R ERA: 4.5	(6, 1)	2.0		9	3	1	1	3	0	0	0	0	0	0	15	15	4.50	1.500
57 Pete Ruiz, R ERA:	(8, 1)	1.0		3	0	0	0	1	1	0	0	0	0	0	4	8	0.00	1.000

PITCHER	IP	WLS	BF	H	R	ER	SO	BB	IBB	HBP	BLK	WP	HR	S	P	ERA	WHIP

Batter	1	2	3	4	5	6	7	8	9	AB	R	H	RBI	BB	SO	LOB
9 Marwin Gonzalez, S (1, 6) OBP: 0.545, SLG: 0.636 73 Jose Martinez, R (5, PR) OBP: 0.500, SLG: 0.500 (5, 4)	G1-6-3		F8		2 FC6-4 1B					3	0	1	0	0	0	0
										0	0	0	0	0	0	0
2 Brandon Barnes, R (1, 7) OBP: 0.250, SLG: 0.625	56 S 44 S 1B		P2		FC6-4 1-2f					3	0	1	0	0	0	1
44 Justin Maxwell, R (1, 8) OBP: 0.250, SLG: 0.375 75 George Springer, R (6, PR) OBP: 0.600, SLG: 0.333	F8 1-2		F8			23 F8 56 G6-3 2B				3	0	1	0	0	0	1
										0	1	0	0	0	0	0
23 Chris Carter, R (1, 3) OBP: 0.222, SLG: 0.125	56 FC6-4 BB			F8		F8 2-3				2	0	0	0	1	0	1
56 Nate Freiman, R (1, 10) OBP: 0.400, SLG: 0.500	FC6-4 1-2f 2-3			K		G6-3 3-H				3	0	0	1	0	1	3
30 Matt Dominguez, R (1, 5) OBP: 0.500, SLG: 1.000		38 L6-3 BB		2B		HR				2	1	2	1	1	0	0
38 Jimmy Paredes, S (1, 9) OBP: 0.125, SLG: 0.125		L6-3 1-1		K		G4-3				3	0	0	0	0	1	3
6 Jason Jaramillo, S (1, 2) OBP: 0.400, SLG: 0.250		1B			F7					2	0	1	0	0	0	0
10 Jake Elmore, R (1, 4) OBP: 0.250, SLG: 0.375 (5, 6)		G3			G4-3					2	0	0	0	0	0	1
Inning Stats	R: 0 H: 1 E: 0 LOB: 2 K: 0 BB: 1 S: 4 P: 10	R: 0 H: 1 E: 0 LOB: 1 K: 0 BB: 1 S: 3 P: 7	R: 0 H: 0 E: 0 LOB: 0 K: 0 BB: 0 S: 3 P: 3	R: 0 H: 1 E: 0 LOB: 1 K: 2 BB: 0 S: 8 P: 8	R: 0 H: 1 E: 0 LOB: 1 K: 0 BB: 0 S: 4 P: 4	R: 2 H: 2 E: 0 LOB: 1 K: 0 BB: 0 S: 6 P: 9				1B: 3 SF: 0 2B: 3 SAC: 0 3B: 0 DP: 1 HR: 1 HBP: 0						

TOP

Houston Astros @ Tampa Bay Rays

Charlotte Sports Park, Port Charlotte, FL

Tue Feb 26 2013, 1:56 PM - 2:48 PM EST

Att. 3,062 - Cloudy - 81 F

livebaseballscorecards.com

AB	23
R	2
H	6
RBI	2
BB	2
SO	2
LOB	10

PITCHER		IP	WLS	BF	H	R	ER	SO	BB	IBB	HBP	BLK	WP	HR	S	P	ERA	WHIP
14 David Price, L ERA:	(1, 1)	1.0	W	5	1	0	0	0	1	0	0	0	0	0	4	10	0.00	2.000
56 Fernando Rodney, R ERA:	(2, 1)	1.0	H	4	1	0	0	0	1	0	0	0	0	0	3	7	0.00	2.000
47 Brandon Gomes, R ERA:	(3, 1)	1.0		3	0	0	0	0	0	0	0	0	0	0	3	3	0.00	0.000
52 Josh Lueke, R ERA:	(4, 1)	1.1		5	1	0	0	2	0	0	0	0	0	0	9	9	0.00	0.750
76 Matt Buschmann, R ERA: 3.38	(5, 1)	0.2		3	1	0	0	0	0	0	0	0	0	0	3	3	0.00	1.500

PITCHER		IP	WLS	BF	H	R	ER	SO	BB	IBB	HBP	BLK	WP	HR	S	P	ERA	WHIP
37 Alex Colomé, R ERA: 9.0	(6, 1)	1.0		5	2	2	2	0	0	0	0	0	0	1	6	9	18.00	2.000

Batter	1	2	3	4	5	6	7	8	9	AB	R	H	RBI	BB	SO	LOB
18 Ben Zobrist, S (1, 6) OBP: 0.300, SLG: 0.375 29 Tim Beckham, R (5, 6)	0-0 19 FC1 2B	0-0 SF8 2-3 3-H		S S S 0-3 K						2	0	1	1	0	1	0
										0	0	0	0	0	0	0
19 Ryan Roberts, R (1, 4) OBP: 0.429, SLG: 1.167 87 Cole Figueroa, L (5, 4) OBP: 0.600, SLG: 0.800	0-0 FC1 86 G5-3 64 1B 3 1B 2-3	0-0 3 1B 86 3B 1-3 3-H 1B		B B C X 2-1 HR						3	3	2	2	0	0	1
										0	0	0	0	0	0	0
3 Evan Longoria, R (1, 5) OBP: 1.000, SLG: 1.000 16 Chris Gimenez, R (4, 5) OBP: 0.333, SLG: 0.200	0-0 86 G5-3 64 1B 1-2 1B	0-0 86 3B 1-3 3-H 1B		0-0 F8						2	1	2	1	0	0	0
										1	0	0	0	0	0	0
86 Leslie Anderson, L (1, 7) OBP: 0.600, SLG: 1.111 24 Rich Thompson, L (6, 9) OBP: 0.400, SLG: 0.400	0-0 G5-3 1-2 2-3	0-0 1-H 3-H 3B			0-0 F9					3	0	1	2	0	0	2
										0	0	0	0	0	0	0
64 Shelley Duncan, R (1, 3) OBP: 0.250, SLG: 0.250 69 Nick Weglarz, L (6, 3)	0-0 S S S 2-H 3-H 1B	0-3 K			0-0 G6-3					3	0	1	1	0	1	1
										0	0	0	0	0	0	0
60 Wil Myers, R (1, 9) OBP: 0.444, SLG: 0.571 10 Brandon Guyer, R (6, 7)		0-0 15 1B 1B	0-0 15 L1-3 1B		0-0 G5-3					3	0	2	0	0	0	0
										0	0	0	0	0	0	0
15 Jack Cust, L (1, 10) OBP: 0.333, SLG: 0.333		0-0 59 1B 5 1B 18 SF8 1-3 1B	0-0 L1-3 1-1							2	1	1	0	0	0	1
5 Sam Fuld, L (1, 8) OBP: 0.143, SLG: 0.143		0-0 18 SF8 59 1B 19 1B 1-2 1B	0-0 G6-3							2	1	1	0	0	0	0
59 Jose Lobaton, S (1, 2) OBP: 0.600, SLG: 0.500 38 Robinson Chirinos, R (6, 2)		0-0 19 1B 3 1B 1-2 2-3 1B		0-0 G4-3						2	1	1	0	0	0	0
										0	0	0	0	0	0	0
Inning Stats	R: 1 E: 0 K: 0 S: 5 H: 3 LOB: 2 BB: 0 P: 5	R: 5 E: 0 K: 1 S: 11 H: 7 LOB: 1 BB: 0 P: 11	R: 0 E: 0 K: 0 S: 3 H: 1 LOB: 0 BB: 0 P: 3	R: 1 E: 0 K: 1 S: 7 H: 1 LOB: 0 BB: 0 P: 9	R: 0 E: 0 K: 0 S: 3 H: 0 LOB: 0 BB: 0 P: 3					1B: 9 2B: 2 3B: 1 HR: 1	SF: 1 SAC: 0 DP: 1 HBP: 0					

BOTTOM

Houston Astros @ Tampa Bay Rays

Charlotte Sports Park, Port Charlotte, FL

Tue Feb 26 2013, 1:56 PM - 2:48 PM EST

Att. 3,062 - Cloudy - 81 F

livebaseballscorecards.com

AB	23
R	7
H	12
RBI	7
BB	0
SO	2
LOB	5

PITCHER		IP	WLS	BF	H	R	ER	SO	BB	IBB	HBP	BLK	WP	HR	S	P	ERA	WHIP
18 Jordan Lyles, R ERA: 27.0	(1, 1)	2.0	L	14	10	6	6	1	0	0	0	0	0	0	16	16	27.00	5.000
63 Xavier Cedeño, L ERA:	(3, 1)	1.0		3	1	0	0	0	0	0	0	0	0	0	3	3	0.00	1.000
31 Edgar Gonzalez, R ERA: 4.5	(4, 1)	2.0		7	1	1	1	1	0	0	0	0	0	1	10	12	4.50	0.500

PITCHER	IP	WLS	BF	H	R	ER	SO	BB	IBB	HBP	BLK	WP	HR	S	P	ERA	WHIP

Tampa Bay Rays @ Pittsburgh Pirates

McKechnie Field, Bradenton, FL

Wed Feb 27 2013, 1:09 PM - 4:07 PM EST

Att. 4,266 - Sunny - 70 F

TOP

livebaseballscorecards.com

Batter	1	2	3	4	5	6	7	8	9	AB	R	H	RBI	BB	SO	LOB
18 Ben Zobrist, S (1, 4) OBP: 0.231, SLG: 0.273	E4 (8 P6)	G4-3 (3-H)		G4-3			2B (24 1B; 66 G4-3)		3B	3	0	0	0	0	0	0
29 Tim Beckham, R (5, 4) OBP: 0.286, SLG: 0.714										2	1	2	0	0	0	0
8 Desmond Jennings, R (1, 8) OBP: 0.500, SLG: 0.500	P6 (1-2)		P3		BB (20 S; 11 SF9)		1B (36 E; 66 G4-3; 36 1B) (2-3)		K	2	1	0	0	1	0	1
24 Rich Thompson, L (5, 8) OBP: 0.429, SLG: 0.429										2	1	1	0	0	1	1
20 Matt Joyce, L (1, 9) OBP: 0.750, SLG: 1.000	G6-3		1B (30 2B)		K (1-3)		G4-3 (1-2; 3-H)		1B	3	1	1	0	0	1	1
66 Jason Bourgeois, R (5, 9) OBP: 0.429, SLG: 0.333										2	0	1	1	0	0	1
11 Yunel Escobar, R (1, 6) OBP: 0.286, SLG: 0.500		K	P4		SF9 (3-H)		1B (2-H)		K	2	0	0	1	0	1	1
36 Hak-Ju Lee, L (5, 6) OBP: 0.250, SLG: 0.143										2	0	1	1	0	1	2
30 Luke Scott, L (1, 10) OBP: 0.375, SLG: 0.429	1B (2 1B; 28 1B)		2B (1-H)		F9		F7		K	3	1	2	1	0	0	0
26 Stephen Vogt, L (7, PH) OBP: 0.222, SLG: 0.333										2	0	0	0	0	1	3
(7, 10)																
2 Kelly Johnson, L (1, 7) OBP: 0.500, SLG: 0.400	1B (28 E; 21 G4-3; 28 1B) (1-2)	HBP			G3		P6			1	1	1	0	0	0	0
86 Leslie Anderson, L (3, 7) OBP: 0.500, SLG: 0.909										2	0	0	0	0	0	1
28 José Molina, R (1, 2) OBP: 0.429, SLG: 0.333	E9 (21 G4-3; 1 E) (1-3; 2-H)	G5-3			1B (21 WP)			1B (64 G6-4-3)		3	1	2	1	0	0	2
16 Chris Gimenez, R (6, PR) OBP: 0.429, SLG: 0.333										1	0	1	0	0	0	0
(6, 2)																
21 James Loney, L (1, 3) OBP: 0.286, SLG: 0.286	G4-3 (2-3; 3-H)		G6-3		G5-3 (1-2)			G6-4-3 (1-2f)		3	0	0	1	0	0	2
64 Shelley Duncan, R (6, 3) OBP: 0.222, SLG: 0.222										1	0	0	0	0	0	1
1 Sean Rodríguez, R (1, 5)	E5 (18 WP) (3-H)		F9		F7			G3-1		2	1	0	0	0	0	0
7 Mike Fontenot, L (5, 5) OBP: 0.444, SLG: 0.500										2	0	0	0	0	0	2

	AB	38
	R	8
	H	12
	RBI	6
	BB	1
	SO	5
	LOB	18

Inning Stats																																		
	R: 0	E: 1	K: 0	S: 3	H: 0	LOB: 0	BB: 0	P: 3	R: 4	E: 2	K: 1	S: 9	H: 3	LOB: 0	BB: 0	P: 10	R: 1	E: 0	K: 0	S: 5	H: 2	LOB: 2	BB: 0	P: 6	R: 0	E: 0	K: 0	S: 3	H: 0	LOB: 0	BB: 0	P: 3	R: 1	E: 0	K: 1	S: 5	H: 0	LOB: 0	BB: 1	P: 11
	R: 0	E: 0	K: 0	S: 4	H: 1	LOB: 2	BB: 0	P: 5	R: 2	E: 1	K: 0	S: 6	H: 3	LOB: 1	BB: 0	P: 6	R: 0	E: 0	K: 0	S: 3	H: 1	LOB: 0	BB: 0	P: 3	R: 0	E: 0	K: 3	S: 11	H: 2	LOB: 2	BB: 0	P: 11	1B: 9	2B: 2	3B: 1	HR: 0	SF: 1	SAC: 0	DP: 1	HBP: 1	WP: 2	PB: 0	SB: 2	CS: 0	PA: 41

PITCHER		IP	WLS	BF	H	R	ER	SO	BB	IBB	HBP	BLK	WP	HR	S	P	ERA	WHIP
34 A.J. Burnett, R	(1, 1)	2.0	L	10	3	4	1	1	0	0	0	0	1	0	12	13	4.50	1.500
ERA: 4.5																		
51 Wandy Rodriguez, L	(3, 1)	2.0		9	2	1	1	0	0	0	1	0	0	0	8	9	4.50	1.000
ERA: 4.5																		
75 Gerrit Cole, R	(5, 1)	2.0		8	1	1	1	1	1	0	0	0	1	0	9	16	4.50	1.000
ERA: 4.5																		
39 Jason Grilli, R	(7, 1)	1.0		6	3	2	2	0	0	0	0	0	0	0	6	6	18.00	3.000
ERA: 9.0																		
35 Mark Melancon, R	(8, 1)	1.0		3	1	0	0	0	0	0	0	0	0	0	3	3	0.00	1.000
ERA: 4.5																		

PITCHER		IP	WLS	BF	H	R	ER	SO	BB	IBB	HBP	BLK	WP	HR	S	P	ERA	WHIP
48 Jared Hughes, R	(9, 1)	1.0		5	2	0	0	3	0	0	0	0	0	0	11	11	0.00	2.000
ERA:																		

Batter	1	2	3	4	5	6	7	8	9	AB	R	H	RBI	BB	SO	LOB
6 Starling Marte, R (1, 7) OBP: 0.333, SLG: 0.333	G6-3		1B			66 F9 65 1B 2B		7 1B 2B		2	0	1	0	0	0	0
31 Jose Tabata, R (6, 7) OBP: 0.500, SLG: 1.333										2	2	2	0	0	0	0
18 Neil Walker, S (1, 4)	G3		F8			F9 2-3		K		2	0	0	0	0	0	1
66 Iván De Jesús Jr., R (6, 4) OBP: 0.333, SLG: 0.333										2	0	0	0	0	1	2
22 Andrew McCutchen, R (1, 8)	G6-3		G5-3			K		2-H 1B		2	0	0	0	0	0	1
7 Alex Presley, L (6, 8) OBP: 0.429, SLG: 0.333										2	0	1	1	0	1	1
24 Pedro Alvarez, L (1, 5) OBP: 0.167, SLG: 0.333		14 1B 2B		G3		43 E 3-H 1B		P4		2	0	1	0	0	0	0
65 Matt Hague, R (6, 5) OBP: 0.333, SLG: 0.250										2	0	1	1	0	0	1
46 Garrett Jones, L (1, 3) OBP: 0.143, SLG: 0.143		L3		P6		E6 1-2		F8		2	0	0	0	0	0	1
43 Jared Goedert, R (6, 3) OBP: 0.200, SLG: 0.200										2	0	0	0	0	0	2
14 Gaby Sanchez, R (1, 10) OBP: 0.750, SLG: 1.000		2-3 1B		K		K			BB	2	0	1	0	0	1	0
78 Brandon Inge, R (6, PH) (7, 10)										1	0	0	0	1	1	2
2 Brad Hawpe, L (1, 9) OBP: 0.429, SLG: 0.200	K				K		K	F8		2	0	0	0	0	2	2
17 Jerry Sands, R (6, 9) OBP: 0.111, SLG: 0.111										2	0	0	0	0	1	1
19 Michael McKenry, R (1, 2) OBP: 0.250, SLG: 0.250	K				12 G6-3 1B	F8		P4		2	0	1	0	0	1	2
73 Lucas May, R (6, 2) OBP: 0.333, SLG: 0.400										2	0	0	0	0	0	1
12 Clint Barmes, R (1, 6) OBP: 0.500, SLG: 1.250			F9		G6-3 1-2f	F8		F9		2	0	0	0	0	0	1
5 Josh Harrison, R (6, 6)										2	0	0	0	0	0	1
Inning Stats	R: 0 H: 0 E: 0 LOB: 0 K: 0 BB: 0 S: 3 P: 3	R: 0 H: 2 E: 0 LOB: 2 K: 2 BB: 0 S: 9 P: 9	R: 0 H: 1 E: 0 LOB: 1 K: 0 BB: 0 S: 4 P: 4	R: 0 H: 0 E: 0 LOB: 0 K: 1 BB: 0 S: 5 P: 5	R: 0 H: 1 E: 0 LOB: 0 K: 1 BB: 0 S: 5 P: 5	R: 1 H: 2 E: 1 LOB: 2 K: 2 BB: 0 S: 10 P: 10	R: 0 H: 0 E: 0 LOB: 0 K: 1 BB: 0 S: 5 P: 5	R: 1 H: 2 E: 0 LOB: 1 K: 1 BB: 0 S: 7 P: 7	R: 0 H: 0 E: 0 LOB: 1 K: 0 BB: 1 S: 3 P: 7	1B: 5 SF: 0 2B: 3 SAC: 0 3B: 0 DP: 1 HR: 0 HBP: 0						

PITCHER		IP	WLS	BF	H	R	ER	SO	BB	IBB	HBP	BLK	WP	HR	S	P	ERA	WHIP
34 Jeff Niemann, R ERA:	(1, 1)	1.0		3	0	0	0	0	0	0	0	0	0	0	3	3	0.00	0.000
58 Jeremy Hellickson, R ERA:	(2, 1)	1.2	W	8	3	0	0	2	0	0	0	0	0	0	12	12	0.00	1.800
85 Juan Sandoval, R ERA: 3.86	(3, 1)	1.1		4	0	0	0	1	0	0	0	0	0	0	6	6	0.00	0.000
73 J.D. Martin, R ERA: 3.0	(5, 1)	1.0		3	1	0	0	1	0	0	0	0	0	0	5	5	0.00	1.000
54 Alex Torres, L ERA: 3.38	(6, 1)	1.2		8	2	1	1	3	0	0	0	0	0	0	14	14	5.40	1.200

PITCHER		IP	WLS	BF	H	R	ER	SO	BB	IBB	HBP	BLK	WP	HR	S	P	ERA	WHIP
51 Felipe Vázquez, L ERA: 3.86	(7, 1)	1.1		6	2	1	1	1	0	0	0	0	0	0	8	8	6.75	1.500
45 Enny Romero, L ERA:	(9, 1)	1.0		4	0	0	0	0	1	0	0	0	0	0	3	7	0.00	1.000

BOTTOM

Tampa Bay Rays @ Pittsburgh Pirates

McKechnie Field, Bradenton, FL

Wed Feb 27 2013, 1:09 PM - 4:07 PM EST

Att. 4,266 - Sunny - 70 F

livebaseballscorecards.com

AB	35
R	2
H	8
RBI	2
BB	1
SO	8
LOB	19

WP: 0	PA: 36		
PB: 0			
SB: 0			
CS: 0			

Detroit Tigers @ Tampa Bay Rays

Charlotte Sports Park, Port Charlotte, FL

Thu Feb 28 2013, 1:08 PM - 4:14 PM EST

Att. 6,767 - Sunny - 71 F

TOP

livebaseballscorecards.com

Batter	1	2	3	4	5	6	7	8	9	AB	R	H	RBI	BB	SO	LOB
14 Austin Jackson, R (1, 8) OBP: 0.375, SLG: 0.462	S X 0-1 G6-3		S S S 0-3 K		B B B 4-0 13 BB 24 1B 27 FC4-6 BB	B B B S S S X 3-2 1-H HR		X 0-0 ② FC3-6 1-2f 3-H	X 0-0 ② G3 2-3	3	2	1	2	1	1	0
74 Daniel Fields, L (6, 8)										2	0	0	1	0	0	2
32 Don Kelly, L (1, 3) OBP: 0.500, SLG: 0.875	B B B B 4-0 24 2B BB		B B B B 4-0 BB		X 0-0 ① P4	X 0-0 24 FC4-6 1B		X 0-0 ③ F9	S S S 0-3 K ③	2	1	1	0	2	0	1
67 Kevin Russo, R (6, 5) OBP: 0.500, SLG: 1.000										2	0	0	0	0	1	2
24 Miguel Cabrera, R (1, 5) OBP: 0.316, SLG: 0.667	X 0-0 1-H 2B		X 0-0 ② F9		X 0-0 27 FC4-6 13 BB 1-2 1B	X 0-0 ③ FC4-6 1-2f			S S C 0-3 ① K	4	0	2	1	0	0	2
68 Matt Tuiasosopo, R (6, 3)										1	0	0	0	0	1	0
13 Alex Avila, L (1, 2) OBP: 0.364, SLG: 0.143	B B B B 4-0 27 G4-3 BB		X 0-0 ③ F7		B B B 4-0 27 FC4-6 1-2 2-3 BB		X 0-0 ① P6		X 0-0 E6 29 2B	1	0	0	0	2	0	1
81 James McCann, R (6, 2)										2	1	0	0	0	0	0
27 Jhonny Peralta, R (1, 6) OBP: 0.273, SLG: 0.364	X 0-0 ② ③ G4-3 1-2f			X 0-0 4 G6-4-3 72 BB 79 1B 1B	X 0-0 ② FC4-6 1-2f 2-3 3-H		X 0-0 70 CS 1B		X 0-0 1-H 70 2B 2B	3	1	1	1	0	0	4
29 Danny Worth, R (6, 6) OBP: 0.333, SLG: 0.300										2	1	2	1	0	0	0
72 Tyler Collins, L (1, 9) OBP: 0.500, SLG: 0.923		X 0-0 ① G1-3		B B B B 4-0 4 G6-4-3 1-2 BB	X 0-0 ③ F8		X 0-0 ② F9		X 0-0 70 2B 54 2B 1B	2	0	0	0	1	0	2
34 Avisaíl García, R (6, 9) OBP: 0.286, SLG: 0.250										2	1	1	0	0	0	1
4 Omar Infante, R (1, 4) OBP: 0.333, SLG: 0.462		X 0-0 ② G6-3		X 0-0 ① ② G6-4-3 1-2f 2-3		X 0-0 ① B G5-3	1-0 ③ CS 1-2	X 0-0 46 FC6-4 1B	X 0-0 1-3 2-H 54 2B 2B	3	0	0	0	0	0	2
70 Argenis Diaz, R (6, 4) OBP: 0.375, SLG: 0.429										2	1	2	1	0	0	0
79 Nick Castellanos, R (1, 7) OBP: 0.750, SLG: 1.000		X 0-0 1B		X 0-0 3-H 1B		X 0-0 14 HR 1B		X 0-0 ① B B B B FC6-4 54 1B 74 FC3-6 1-2f	4-0 54 2B BB	3	1	3	1	0	0	0
46 Jeff Kobernus, R (6, 7) OBP: 0.250, SLG: 0.333										1	2	0	0	1	0	1
82 Curt Casali, R (1, 10) OBP: 0.286, SLG: 0.333		X 0-0 ③ F7		S S S 0-3 K2-3 ③		X 0-0 ② F8		X 0-0 74 FC3-6 1-3 1B	0-0 74 G3 1-H 2-H 3-H 2B	3	0	0	0	0	1	3
54 Dixon Machado, R (8, PH) OBP: 0.600, SLG: 1.000 (8, 10)										2	0	2	3	0	0	0
Inning Stats	R: 1 H: 1 E: 0 LOB: 1 K: 0 BB: 2 S: 4 P: 12	R: 0 H: 1 E: 0 LOB: 1 K: 0 BB: 0 S: 4 P: 4	R: 0 H: 0 E: 0 LOB: 1 K: 1 BB: 1 S: 5 P: 9	R: 1 H: 2 E: 0 LOB: 1 K: 1 BB: 1 S: 6 P: 10	R: 1 H: 1 E: 0 LOB: 2 K: 0 BB: 2 S: 4 P: 12	R: 2 H: 3 E: 0 LOB: 1 K: 0 BB: 0 S: 8 P: 11	R: 0 H: 1 E: 0 LOB: 0 K: 0 BB: 0 S: 3 P: 4	R: 1 H: 2 E: 0 LOB: 1 K: 0 BB: 0 S: 5 P: 5	R: 5 H: 4 E: 1 LOB: 1 K: 2 BB: 1 S: 12 P: 16	1B: 10 SF: 0 2B: 4 SAC: 0 3B: 0 DP: 2 HR: 1 HBP: 0						

	AB	40
	R	11
	H	15
	RBI	11
	BB	7
	SO	4
	LOB	21

WP: 0 PA: 48
PB: 0
SB: 0
CS: 1

PITCHER		IP	WLS	BF	H	R	ER	SO	BB	IBB	HBP	BLK	WP	HR	S	P	ERA	WHIP
40 Roberto Hernandez, R ERA: 2.7	(1, 1)	2.1		10	2	1	1	1	2	0	0	0	0	0	11	19	3.86	1.714
78 Neil Schenk, L ERA: 5.4	(3, 1)	0.2		3	0	0	0	0	1	0	0	0	0	0	2	6	0.00	1.500
55 Matt Moore, L ERA: 13.5	(4, 1)	1.1	L	8	3	2	2	1	2	0	0	0	0	0	8	16	13.50	3.750
75 Kirby Yates, R ERA:	(5, 1)	0.2		3	0	0	0	0	1	0	0	0	0	0	2	6	0.00	1.500
35 Jamey Wright, R ERA: 9.0	(6, 1)	1.0		6	3	2	2	0	0	0	0	0	0	1	8	11	18.00	3.000

PITCHER		IP	WLS	BF	H	R	ER	SO	BB	IBB	HBP	BLK	WP	HR	S	P	ERA	WHIP
62 Joel Peralta, R ERA:	(7, 1)	1.0		3	1	0	0	0	0	0	0	0	0	0	3	4	0.00	1.000
27 Cesár Ramos, L ERA: 3.0	(8, 1)	1.0		5	2	1	1	0	0	0	0	0	0	0	5	5	9.00	2.000
57 Jake McGee, L ERA: 20.25	(9, 1)	0.1		5	3	4	3	1	0	0	0	0	0	0	7	7	81.00	9.000
74 Adam Liberatore, L ERA: 3.38	(9, 1)	0.2		4	1	1	1	1	1	0	0	0	0	0	5	9	13.50	3.000

BOTTOM

Detroit Tigers @ Tampa Bay Rays

Charlotte Sports Park, Port Charlotte, FL

Thu Feb 28 2013, 1:08 PM - 4:14 PM EST

Att. 6,767 - Sunny - 71 F

Batter	1	2	3	4	5	6	7	8	9	AB	R	H	RBI	BB	SO	LOB
18 Ben Zobrist, S (1, 10) OBP: 0.188, SLG: 0.214 16 Chris Gimenez, R (7, PH) (8, 10) OBP: 0.375, SLG: 0.286	F7		F8	K			F9 2-3			3 1	0 0	0 0	0 0	0 0	1 0	1 1
2 Kelly Johnson, L (1, 7) OBP: 0.333, SLG: 0.250 10 Brandon Guyer, R (6, 7)	K		F8		F8		F9			3 1	0 0	0 0	0 0	0 0	1 0	0 1
3 Evan Longoria, R (1, 5) OBP: 0.800, SLG: 0.800 87 Cole Figueroa, L (6, 5) OBP: 0.500, SLG: 0.667	30 1B 1B		1B		G4-3			G4-3		3 1	0 0	2 0	0 0	0 0	0 0	0 0
30 Luke Scott, L (1, 9) OBP: 0.364, SLG: 0.400 67 Mark Thomas, R (6, 2) OBP: 0.167, SLG: 0.667	1-2 1B		F9		G4-3			G5-3		3 1	0 0	1 0	0 0	0 0	0 0	1 0
11 Yunel Escobar, R (1, 6) OBP: 0.200, SLG: 0.333 29 Tim Beckham, R (7, 6) OBP: 0.250, SLG: 0.625	F8			K		G5-3		G5-3		3 1	0 0	0 0	0 0	0 0	1 0	2 0
21 James Loney, L (1, 3) OBP: 0.333, SLG: 0.444 60 Wil Myers, R (6, 9) OBP: 0.364, SLG: 0.444		G6-3		5 3B 2B		F8			K	2 2	1 0	1 0	0 0	0 0	0 1	0 0
19 Ryan Roberts, R (1, 4) OBP: 0.500, SLG: 1.125 68 Shawn O'Malley, S (7, 4) OBP: 0.167, SLG: 0.167	59 G4-3 2B			5 3B BB		G5-3			G6-3	2 1	1 0	1 0	0 0	1 0	0 0	0 0
59 Jose Lobaton, S (1, 2) OBP: 0.429, SLG: 0.333 86 Leslie Anderson, L (6, 3) OBP: 0.571, SLG: 1.000	G4-3 2-3			F7			16 F9 2B		1B	2 2	0 0	0 2	0 0	0 0	0 0	3 0
5 Sam Fuld, L (1, 8) OBP: 0.222, SLG: 0.444 66 Jason Bourgeois, R (7, 8) OBP: 0.333, SLG: 0.250		P3		1-H 2-H 3B			K		G4-3	2 2	0 0	1 0	2 0	0 0	0 1	1 2
Inning Stats	R: 0 E: 0 K: 1 S: 7 H: 2 LOB: 2 BB: 0 P: 7	R: 0 E: 0 K: 0 S: 4 H: 1 LOB: 1 BB: 0 P: 4	R: 0 E: 0 K: 0 S: 4 H: 1 LOB: 1 BB: 0 P: 4	R: 2 E: 0 K: 2 S: 9 H: 2 LOB: 1 BB: 1 P: 13	R: 0 E: 0 K: 0 S: 3 H: 0 LOB: 0 BB: 0 P: 3	R: 0 E: 0 K: 0 S: 3 H: 0 LOB: 0 BB: 0 P: 3	R: 0 E: 0 K: 1 S: 6 H: 1 LOB: 1 BB: 0 P: 6	R: 0 E: 0 K: 0 S: 3 H: 0 LOB: 0 BB: 0 P: 3	R: 0 E: 0 K: 1 S: 6 H: 1 LOB: 1 BB: 0 P: 6	1B: 4 2B: 3 3B: 1 HR: 0	SF: 0 SAC: 0 DP: 0 HBP: 0						WP: 0 PB: 0 SB: 0 CS: 0	PA: 36

PITCHER		IP	WLS	BF	H	R	ER	SO	BB	IBB	HBP	BLK	WP	HR	S	P	ERA	WHIP
19 Aníbal Sánchez, R ERA:	(1, 1)	3.0		13	4	0	0	1	0	0	0	0	0	0	15	15	0.00	1.333
76 Ryan Robowski, L ERA: 27.0	(4, 1)	1.0	W	6	2	2	2	2	1	0	0	0	0	0	9	13	18.00	3.000
49 Luis Marte, R ERA:	(5, 1)	2.0	H	6	0	0	0	0	0	0	0	0	0	0	6	6	0.00	0.000
71 Jose Alvarez, L ERA: 3.86	(7, 1)	1.0	H	4	1	0	0	1	0	0	0	0	0	0	6	6	0.00	1.000
63 Trevor Bell, R ERA:	(8, 1)	1.0		3	0	0	0	0	0	0	0	0	0	0	3	3	0.00	0.000

PITCHER		IP	WLS	BF	H	R	ER	SO	BB	IBB	HBP	BLK	WP	HR	S	P	ERA	WHIP
38 Darin Downs, L ERA:	(9, 1)	1.0		4	1	0	0	1	0	0	0	0	0	0	6	6	0.00	1.000

AB	35
R	2
H	8
RBI	2
BB	1
SO	5
LOB	12

livebaseballscorecards.com

Tampa Bay Rays @ Toronto Blue Jays

Florida Auto Exchange Stadium, Dunedin, FL

Fri Mar 01 2013, 1:07 PM - 3:46 PM EST

Att. 5,530 - Partly Cloudy - 61 F

TOP

livebaseballscorecards.com

Batter	1	2	3	4	5	6	7	8	9	AB	R	H	RBI	BB	SO	LOB
8 Desmond Jennings, R (1, 8) OBP: 0.636, SLG: 0.571 26 Stephen Vogt, L (5, 2) OBP: 0.273, SLG: 0.455	4-0 20 1B 64 FC6-4 BB	4-0 1-2 2-3 BB			0-0 1 S 1 SF9 1B		0-0 87 G6-3 2-H 2B		0-0 ② G1-3	1 2	2 0	1 1	0 1	2 0	0 0	0 0
1 Sean Rodríguez, R (1, 4) 87 Cole Figueroa, L (5, 5) OBP: 0.500, SLG: 0.750 68 Shawn O'Malley, S (9, PR) OBP: 0.167, SLG: 0.167	0-3 ① K	0-0 ③ F8			1-1 ① SF9 1-H		0-0 ① G6-3 2-3		0-0 2B	2 2 0	0 0 0	0 1 0	1 0 0	0 0 0	1 0 0	4 1 0
20 Matt Joyce, L (1, 7) OBP: 0.727, SLG: 0.857 40 Kevin Kiermaier, L (5, 8) OBP: 0.222, SLG: 0.250	0-0 64 FC6-4 1-3 1B	0-0 ① G5-3			4-0 64 CS BB		0-3 ② K2-3		0-3 ③ K	2 2	0 0	1 0	0 0	1 0	0 2	0 2
64 Shelley Duncan, R (1, 3) OBP: 0.250, SLG: 0.500 36 Hak-Ju Lee, L (5, 6) OBP: 0.333, SLG: 0.143	0-0 ② FC6-4 1-2f 3-H	0-0 ② F9			1-2 ② 1-2 HR		4-0 BB			3 0	1 0	1 0	2 0	0 1	0 0	1 0
15 Jack Cust, L (1, 10) OBP: 0.200, SLG: 0.200	0-0 ③ G4-3	0-0 ③ G5-3			0-3 ③ K		0-0 ③ G3-1			4	0	0	0	0	1	3
28 José Molina, R (1, 2) OBP: 0.333, SLG: 0.250 7 Mike Fontenot, L (5, 4) OBP: 0.364, SLG: 0.400	0-0 ① F8	0-0 ① P3			0-0 ① G3-1		0-0 ① B3			2 2	0 0	0 0	0 0	0 0	0 0	0 0
16 Chris Gimenez, R (1, 5) OBP: 0.400, SLG: 0.333 60 Wil Myers, R (5, 9) OBP: 0.308, SLG: 0.364	0-0 8 BB 10 1B 1B	0-3 ② K			0-0 E6 86 G4-6-3		0-0 ② L8			2 2	0 0	1 0	0 0	0 0	1 0	0 0
10 Brandon Guyer, R (1, 9) OBP: 0.500, SLG: 0.500 86 Leslie Anderson, L (5, 3) OBP: 0.500, SLG: 0.867	0-0 8 BB 1-2 1B	0-0 E4 1B			0-0 ② ③ G4-6-3 1-2f		0-0 ③ F9			2 2	0 0	2 0	0 0	0 0	0 0	0 1
29 Tim Beckham, R (1, 6) OBP: 0.200, SLG: 0.500 66 Jason Bourgeois, R (5, 7) OBP: 0.364, SLG: 0.400	0-3 ② K	0-0 ③ F7				0-0 26 2B 2B	0-3 ① K			2 2	0 1	0 1	0 0	0 0	1 1	3 0
Inning Stats	R: 1 E: 1 K: 1 S: 6 H: 1 LOB: 1 BB: 1 P: 10	R: 0 E: 0 K: 1 S: 7 H: 2 LOB: 3 BB: 1 P: 11	R: 0 E: 0 K: 0 S: 3 H: 0 LOB: 0 BB: 0 P: 3	R: 0 E: 1 K: 1 S: 6 H: 1 LOB: 1 BB: 0 P: 6	R: 2 E: 0 K: 1 S: 9 H: 2 LOB: 0 BB: 1 P: 15	R: 0 E: 1 K: 0 S: 3 H: 0 LOB: 0 BB: 0 P: 3	R: 1 E: 0 K: 1 S: 7 H: 2 LOB: 2 BB: 1 P: 11	R: 0 E: 0 K: 0 S: 3 H: 0 LOB: 0 BB: 0 P: 3	R: 0 E: 0 K: 2 S: 8 H: 1 LOB: 1 BB: 0 P: 8	1B: 5 2B: 3 3B: 0 HR: 1 SF: 1 SAC: 0 DP: 1 HBP: 0						

	AB	34
	R	4
	H	9
	RBI	4
	BB	4
	SO	7
	LOB	15

WP: 0 PB: 0 SB: 2 CS: 1 PA: 39

PITCHER		IP	WLS	BF	H	R	ER	SO	BB	IBB	HBP	BLK	WP	HR	S	P	ERA	WHIP
56 Mark Buehrle, L ERA: 8.1	(1, 1)	2.0		11	3	1	1	2	2	0	0	0	0	0	13	21	4.50	2.500
38 Darren Oliver, L ERA:	(3, 1)	1.0	H	3	0	0	0	0	0	0	0	0	0	0	3	3	0.00	0.000
31 Michael Schwimer, R ERA:	(4, 1)	1.0	H	4	1	0	0	1	0	0	0	0	0	0	6	6	0.00	1.000
71 Sean Nolin, L ERA: 13.5	(5, 1)	1.0	B	5	2	2	2	1	1	0	0	0	0	1	9	15	18.00	3.000
54 Dave Bush, R ERA: 4.5	(6, 1)	1.0	W	3	0	0	0	0	0	0	0	0	0	0	3	3	0.00	0.000

PITCHER		IP	WLS	BF	H	R	ER	SO	BB	IBB	HBP	BLK	WP	HR	S	P	ERA	WHIP
77 Mickey Storey, R ERA: 2.7	(7, 1)	1.0	H	6	2	1	1	1	1	0	0	0	0	0	7	11	9.00	3.000
57 Juan Pablo Perez, L ERA:	(8, 1)	1.0	H	3	0	0	0	0	0	0	0	0	0	0	3	3	0.00	0.000
37 Neil Wagner, R ERA:	(9, 1)	1.0	S	4	1	0	0	2	0	0	0	0	0	0	8	8	0.00	1.000

BOTTOM

Tampa Bay Rays @ Toronto Blue Jays

Florida Auto Exchange Stadium, Dunedin, FL

Fri Mar 01 2013, 1:07 PM - 3:46 PM EST

Att. 5,530 - Partly Cloudy - 61 F

livebaseballscorecards.com

Batter	1	2	3	4	5	6	7	8	9	AB	R	H	RBI	BB	SO	LOB
8 Anthony Gose, L (1, 8) OBP: 0.500, SLG: 0.583 18 Mike McCoy, R (8, 8)	0-0 3 CS 1 S 1B	0-0 ③ 1B			0-0 ② G5-3 2-3		0-0 ① L8			4	0	2	0	0	0	1
										0	0	0	0	0	0	0
1 Emilio Bonifácio, S (1, 4) OBP: 0.200, SLG: 0.267 68 Ryan Schimpf, L (7, 5) OBP: 0.333, SLG: 0.400	BSSS 1-3 ① K 1-2		0-0 ① P2		0-0 ③ P5		BBBB 4-0 73 BB BB			3	0	0	0	0	1	2
										0	0	0	0	1	0	0
3 Maicer Izturis, S (1, 6) 73 Lance Zawadzki, L (7, 6) OBP: 0.636, SLG: 1.000	BBBB 4-0 ② 2-3 BB		0-0 ② G6-3			0-0 ① G1-3	BBBB 4-0 30 G4-6-3 1-2 BB			2	0	0	0	1	0	0
										0	0	0	0	1	0	0
19 José Bautista, R (1, 10) OBP: 0.200, SLG: 0.308 30 Josh Thole, L (6, PR) (7, 10)	CCC 0-3 ③ K		0-0 ③ G5-3			BBBB 4-0 26 1B 70 1B BB	0-0 ②③ G4-6-3 1-2f			2	0	0	0	1	1	1
										1	1	0	0	0	0	2
26 Adam Lind, L (1, 3) OBP: 0.467, SLG: 0.769 79 Lars Anderson, L (6, PR) OBP: 1.000, SLG: 2.000 (7, 3)		0-0 ① L7		0-0 ① G6-3		0-0 70 1B 72 1B 1-3 1B		0-0 2B		3	0	1	0	0	0	0
										1	1	1	0	0	0	0
9 J.P. Arencibia, R (1, 2) OBP: 0.429, SLG: 0.692 6 A.J. Jimenez, R (5, 2)		0-0 13 HR 1B		0-0 ② P4		SSS 0-3 ② K		0-0 ① F8		2	1	1	0	0	0	0
										2	0	0	0	0	1	3
13 Brett Lawrie, R (1, 5) OBP: 0.429, SLG: 0.667 70 Andy LaRoche, R (5, 5) OBP: 0.357, SLG: 0.857 (7, 4)		0-0 1-H HR		SST 0-2 ③ K		0-0 72 1B 1-2 3-H 1B		0-0 ② F7		2	1	1	2	0	1	0
										2	0	1	1	0	0	1
14 Moisés Sierra, R (1, 9) OBP: 0.300, SLG: 0.400 72 Adam Loewen, L (6, 9) OBP: 0.300, SLG: 0.125	SSS 0-3 ② K				0-0 8 G5-3 2B	0-0 1-2 2-H 1B		0-0 ③ G4-3		2	0	1	0	0	1	0
										2	0	1	1	0	0	1
8 Ricardo Nanita, L (1, 7) OBP: 0.333, SLG: 0.571 67 Eugenio Velez, S (6, 7) OBP: 0.286, SLG: 0.286		0-0 HR			0-0 ① F8	0-0 ③ F7				2	1	1	1	0	0	1
										1	0	0	0	0	0	2

Inning Stats																				
	R: 0	H: 1	R: 3	H: 4	R: 0	H: 0	R: 0	H: 0	R: 0	H: 1	R: 2	H: 3	R: 0	H: 0	R: 0	H: 1	1B: 6	SF: 0	WP: 0	PA: 35
	E: 0	LOB: 1	E: 0	LOB: 1	E: 0	LOB: 0	E: 0	LOB: 0	E: 0	LOB: 1	E: 0	LOB: 2	E: 0	LOB: 1	E: 0	LOB: 1	2B: 2	SAC: 0	PB: 0	
	K: 2	BB: 1	K: 1	BB: 0	K: 0	BB: 0	K: 1	BB: 0	K: 0	BB: 1	K: 1	BB: 2	K: 0	BB: 0	K: 0	BB: 0	3B: 0	DP: 1	SB: 1	
	S: 7	P: 12	S: 8	P: 8	S: 3	P: 3	S: 5	P: 5	S: 4	P: 4	S: 8	P: 12	S: 2	P: 10	S: 4	P: 4	HR: 2	HBP: 0	CS: 1	

PITCHER	IP	WLS	BF	H	R	ER	SO	BB	IBB	HBP	BLK	WP	HR	S	P	ERA	WHIP
23 Jake Odorizzi, R (1, 1) ERA: 9.0	2.0		10	5	3	3	3	1	0	0	0	0	2	15	20	13.50	3.000
22 Chris Archer, R (3, 1) ERA:	3.0		10	1	0	0	1	0	0	0	0	0	0	12	12	0.00	0.333
31 Mike Montgomery, L (6, 1) ERA: 18.0	1.0	L	7	3	2	2	1	1	0	0	0	0	0	8	12	18.00	4.000
37 Alex Colomé, R (7, 1) ERA: 6.0	1.0		4	0	0	0	0	2	0	0	0	0	0	2	10	0.00	2.000
49 Dane De La Rosa, R (8, 1) ERA:	1.0		4	1	0	0	0	0	0	0	0	0	0	4	4	0.00	1.000

PITCHER	IP	WLS	BF	H	R	ER	SO	BB	IBB	HBP	BLK	WP	HR	S	P	ERA	WHIP

AB	31
R	5
H	10
RBI	5
BB	4
SO	5
LOB	14

Baltimore Orioles @ Tampa Bay Rays

Charlotte Sports Park, Port Charlotte, FL

Sat Mar 02 2013, 1:08 PM - 3:25 PM EST

Att. 4,696 - Cloudy - 56 F

TOP

livebaseballscorecards.com

Batter	1	2	3	4	5	6	7	8	9	AB	R	H	RBI	BB	SO	LOB
12 Alexi Casilla, S (1, 4) OBP: 0.250, SLG: 0.182 28 Steve Pearce, R (6, 9) OBP: 0.556, SLG: 1.000	G4-3		K			3 CS 1B		K		3 1	0 0	1 0	0 0	0 0	1 1	0 0
3 Ryan Flaherty, L (1, 6) OBP: 0.385, SLG: 0.364 58 Yamaico Navarro, R (6, 6) OBP: 0.667, SLG: 0.667	13 G1-4-3 2B			G3		F9 1-2		71 G5-4-3 1B		3 1	0 0	1 1	0 0	0 0	0 0	1 0
13 Manny Machado, R (1, 5) OBP: 0.615, SLG: 0.700 71 L.J. Hoes, R (6, 8) OBP: 0.333, SLG: 0.333	G1-4-3 2-3			K		72 1B 3B		G5-4-3 1-2f		3 1	1 0	1 0	0 0	0 0	1 0	1 1
72 Jason Pridie, L (1, 9) OBP: 0.400, SLG: 0.778 74 Jose Gil, R (6, 2)	G3			F9		1B 3-H			F7	3 1	0 0	1 0	1 0	0 0	0 0	1 0
60 Chris Dickerson, L (1, 8) OBP: 0.500, SLG: 0.333 69 Niuman Romero, S (6, 4) OBP: 0.167, SLG: 0.167		K			F9	G3			1B	3 1	0 0	0 1	0 0	0 0	1 0	1 0
25 Trayvon Robinson, S (1, 10) OBP: 0.250, SLG: 0.583 36 Conor Jackson, R (7, PH) OBP: 0.286, SLG: 0.308 (7, 10)		K			K		1B		BB	2 1	0 0	0 1	0 0	0 1	2 0	0 0
45 Travis Ishikawa, L (1, 3) OBP: 0.200, SLG: 0.111 6 Russ Canzler, R (7, PH) OBP: 0.333, SLG: 0.200 (7, 3)		K			59 1B 1B		F9		FC6-4 1-2f	2 2	0 0	1 0	0 0	0 0	1 0	0 2
59 Luis Exposito, R (1, 2) OBP: 0.444, SLG: 0.500 35 Danny Valencia, R (6, 5) OBP: 0.200, SLG: 0.300			G6-3		1-2 1B		F9			2 1	0 0	1 0	0 0	0 0	0 0	0 1
70 Xavier Avery, L (1, 7) 51 Lew Ford, R (7, PH) OBP: 0.400, SLG: 0.400 (7, 7)			K		K		K2-3			2 1	0 0	0 0	0 0	0 0	2 1	2 1
Inning Stats	R: 0 H: 1 E: 0 LOB: 1 K: 0 BB: 0 S: 4 P: 4	R: 0 H: 0 E: 0 LOB: 0 K: 3 BB: 0 S: 9 P: 9	R: 0 H: 0 E: 0 LOB: 0 K: 2 BB: 0 S: 7 P: 7	R: 0 H: 0 E: 0 LOB: 0 K: 1 BB: 0 S: 5 P: 5	R: 0 H: 2 E: 0 LOB: 2 K: 2 BB: 0 S: 9 P: 9	R: 1 H: 3 E: 0 LOB: 1 K: 0 BB: 0 S: 5 P: 6	R: 0 H: 1 E: 0 LOB: 1 K: 1 BB: 0 S: 6 P: 6	R: 0 H: 1 E: 0 LOB: 0 K: 1 BB: 0 S: 5 P: 5	R: 0 H: 1 E: 0 LOB: 1 K: 0 BB: 1 S: 3 P: 7	1B: 7 SF: 0 2B: 1 SAC: 0 3B: 1 DP: 1 HR: 0 HBP: 0						WP: 0 PA: 34 PB: 0 SB: 0 CS: 1	

	AB	33
	R	1
	H	9
	RBI	1
	BB	1
	SO	10
	LOB	11

PITCHER		IP	WLS	BF	H	R	ER	SO	BB	IBB	HBP	BLK	WP	HR	S	P	ERA	WHIP
53 Alex Cobb, R ERA: 3.6	(1, 1)	3.0		10	1	0	0	5	0	0	0	0	0	0	20	20	0.00	0.333
56 Fernando Rodney, R ERA:	(4, 1)	1.0	W	3	0	0	0	1	0	0	0	0	0	0	5	5	0.00	0.000
47 Brandon Gomes, R ERA:	(5, 1)	1.0	H	5	2	0	0	2	0	0	0	0	0	0	9	9	0.00	2.000
52 Josh Lueke, R ERA: 2.08	(6, 1)	1.0		5	3	1	1	0	0	0	0	0	0	0	5	6	9.00	3.000
54 Alex Torres, L ERA: 1.93	(7, 1)	2.0	H	7	2	0	0	2	0	0	0	0	0	0	11	11	0.00	1.000

PITCHER		IP	WLS	BF	H	R	ER	SO	BB	IBB	HBP	BLK	WP	HR	S	P	ERA	WHIP
85 Juan Sandoval, R ERA: 2.7	(9, 1)	1.0	S	4	1	0	0	0	1	0	0	0	0	0	3	7	0.00	2.000

BOTTOM

Batter	1	2	3	4	5	6	7	8	9	AB	R	H	RBI	BB	SO	LOB
18 Ben Zobrist, S (1, 9) OBP: 0.263, SLG: 0.294 60 Wil Myers, R (6, 9) OBP: 0.286, SLG: 0.333	11 1B	G4-3 ②	3 G4-3 2 G3 1B	CCC K ③						3 0 2 0 0 0 0 1 0 0 0 0 1 0						
2 Kelly Johnson, L (1, 7) OBP: 0.250, SLG: 0.182 66 Jason Bourgeois, R (6, 7) OBP: 0.417, SLG: 0.400	F8 ①	G4-3 ③	G3 ① 1-2				H 7 G3-6 HBP			3 0 0 0 0 0 2 0 0 0 0 0 0 0						
3 Evan Longoria, R (1, 5) OBP: 0.625, SLG: 0.571 7 Mike Fontenot, L (7, 5) OBP: 0.333, SLG: 0.364	F8 ②		BBB 11 HR BB	G4-3 ② 2-3				G3-6 ①② 1-2f		2 1 0 0 1 0 2 1 0 0 0 0 0 1						
11 Yunel Escobar, R (1, 6) OBP: 0.308, SLG: 0.667 68 Shawn O'Malley, S (6, 6) OBP: 0.286, SLG: 0.286	1-3 1B		1-H HR	F8 ③				E9 87 PB 1B		3 1 2 2 0 0 1 1 0 1 0 0 0 0						
19 Ryan Roberts, R (1, 4) OBP: 0.462, SLG: 1.182 87 Cole Figueroa, L (7, 4) OBP: 0.444, SLG: 0.667	G5-3 ③		CX HR			G5-3 ①		BX G5-3 ③ 2-3		3 1 1 1 0 0 2 1 0 0 0 0 0 1						
28 José Molina, R (1, 2) OBP: 0.273, SLG: 0.200 59 Jose Lobaton, S (5, 2) OBP: 0.375, SLG: 0.286	G6-3 ①		SSS K ①	G4-3 ②						2 0 0 0 0 1 0 1 0 0 0 0 0 0						
64 Shelley Duncan, R (1, 10) OBP: 0.200, SLG: 0.400	G6-3 ②		G4-3 ②	F8 ③						3 0 0 0 0 0 0						
21 James Loney, L (1, 3) OBP: 0.250, SLG: 0.333 69 Nick Weglarz, L (8, 3)	F9 ③		F8 ③				SSS K ①			3 0 0 0 0 1 0 0 0 0 0 0 0 0						
1 Sean Rodríguez, R (1, 8) OBP: 0.067, SLG: 0.286 24 Rich Thompson, L (8, 8) OBP: 0.429, SLG: 0.429		F9 ①	BCCX HR				G5-3 ②			3 1 1 1 0 0 0 0 0 0 0 0 0 0						
Inning Stats	R: 0 E: 0 K: 0 S: 5 H: 2 LOB: 2 BB: 0 P: 5	R: 0 E: 0 K: 0 S: 3 H: 0 LOB: 0 BB: 0 P: 3	R: 0 E: 0 K: 0 S: 3 H: 0 LOB: 0 BB: 0 P: 3	R: 3 E: 0 K: 1 S: 8 H: 2 LOB: 0 BB: 1 P: 12	R: 1 E: 0 K: 0 S: 7 H: 2 LOB: 1 BB: 0 P: 8	R: 0 E: 0 K: 0 S: 3 H: 0 LOB: 0 BB: 0 P: 3	R: 0 E: 0 K: 2 S: 7 H: 0 LOB: 0 BB: 0 P: 7	R: 0 E: 1 K: 0 S: 3 H: 1 LOB: 1 BB: 0 P: 5		1B: 4 2B: 0 3B: 0 HR: 3 SF: 0 SAC: 0 DP: 1 HBP: 1						

PITCHER		IP	WLS	BF	H	R	ER	SO	BB	IBB	HBP	BLK	WP	HR	S	P	ERA	WHIP
16 Wei-Yin Chen, L ERA:	(1, 1)	2.0		8	2	0	0	0	0	0	0	0	0	0	8	8	0.00	1.000
17 Brian Matusz, L ERA: 6.75	(3, 1)	2.0	L	9	2	3	3	1	1	0	0	0	0	2	11	15	13.50	1.500
29 Tommy Hunter, R ERA: 6.75	(5, 1)	2.0		8	2	1	1	0	0	0	0	0	0	1	10	11	4.50	1.000
40 Troy Patton, L ERA: 8.1	(7, 1)	1.0		3	0	0	0	2	0	0	0	0	0	0	7	7	0.00	0.000
54 Daniel McCutchen, R ERA:	(8, 1)	1.0		4	1	0	0	0	0	0	1	0	0	0	3	5	0.00	1.000

PITCHER	IP	WLS	BF	H	R	ER	SO	BB	IBB	HBP	BLK	WP	HR	S	P	ERA	WHIP

Baltimore Orioles @ Tampa Bay Rays

Charlotte Sports Park, Port Charlotte, FL

Sat Mar 02 2013, 1:08 PM - 3:25 PM EST

Att. 4,696 - Cloudy - 56 F

livebaseballscorecards.com

AB	30
R	4
H	7
RBI	4
BB	1
SO	3
LOB	9

PA: 32

WP: 0
PB: 1
SB: 0
CS: 0

Batter	1	2	3	4	5	6	7	8	9	AB	R	H	RBI	BB	SO	LOB
32 Aaron Hicks, S (1, 8) OBP: 0.278, SLG: 0.412	F9		K		K			L3		3	0	0	0	0	2	2
11 Clete Thomas, L (7, 8) OBP: 0.250, SLG: 0.333										1	0	0	0	0	0	0
2 Brian Dozier, R (1, 4) OBP: 0.429, SLG: 0.455	P3			9 PB 24 1B 2B		F7		26 G6-3 1B		3	1	1	0	0	0	0
5 Eduardo Escobar, S (7, 4) OBP: 0.250, SLG: 0.267										1	0	1	0	0	0	0
16 Josh Willingham, R (1, 10) OBP: 0.579, SLG: 0.765	K			F9		F8		G6-3 1-2f		3	0	0	0	0	1	1
26 Brian Dinkelman, L (8, PH) OBP: 0.417, SLG: 0.222 (8, 10)										1	0	0	0	0	0	1
9 Ryan Doumit, S (1, 2) OBP: 0.235, SLG: 0.375		K		F8 2-3		24 1B 1B			80 2B 2B	3	0	1	0	0	1	1
77 Eric Fryer, R (6, 2) OBP: 0.250, SLG: 0.500										1	1	1	0	0	0	0
24 Trevor Plouffe, R (1, 5) OBP: 0.438, SLG: 0.400		K		12 CS 3-H 1B		1-3 1B			2-H 2B	3	0	2	1	0	1	0
80 Mark Sobolewski, R (6, 5) OBP: 0.333, SLG: 0.500										1	0	1	1	0	0	0
12 Joe Benson, R (1, 9) OBP: 0.313, SLG: 0.385		F8		G5-3 1-2		K			K	3	0	0	0	0	1	3
48 Brandon Boggs, S (7, 9) OBP: 0.267, SLG: 0.429										1	0	0	0	0	1	1
22 Wilkin Ramirez, R (1, 7) OBP: 0.286, SLG: 0.500			F9		F8		G5-3		K	4	0	0	0	0	1	1
13 Jeff Clement, L (1, 3) OBP: 0.375, SLG: 0.231			K		1B		K		BB	2	0	1	0	0	1	0
84 Dan Rohlfing, R (6, 3) OBP: 0.333, SLG: 0.400										1	0	0	0	1	1	0
1 Ray Olmedo, S (1, 6) OBP: 0.333, SLG: 0.417			1B		F9		G4-3		F9	4	0	1	0	0	0	3
Inning Stats	R: 0 E: 0 K: 1 S: 5 H: 0 LOB: 0 BB: 0 P: 6	R: 0 E: 0 K: 2 S: 7 H: 0 LOB: 0 BB: 0 P: 7	R: 0 E: 0 K: 2 S: 8 H: 1 LOB: 1 BB: 0 P: 8	R: 1 E: 0 K: 0 S: 5 H: 2 LOB: 1 BB: 0 P: 7	R: 0 E: 0 K: 1 S: 6 H: 1 LOB: 1 BB: 0 P: 6	R: 0 E: 0 K: 1 S: 7 H: 2 LOB: 2 BB: 0 P: 7	R: 0 E: 0 K: 1 S: 5 H: 0 LOB: 0 BB: 0 P: 5	R: 0 E: 0 K: 0 S: 3 H: 1 LOB: 0 BB: 0 P: 3	R: 1 E: 0 K: 2 S: 9 H: 2 LOB: 2 BB: 1 P: 13	1B: 6 2B: 3 3B: 0 HR: 0	SF: 0 SAC: 0 DP: 1 HBP: 0						

TOP

Minnesota Twins @ Tampa Bay Rays

Charlotte Sports Park, Port Charlotte, FL

Sun Mar 03 2013, 1:07 PM - 3:54 PM EST

Att. 4,548 - Partly Cloudy - 53 F

livebaseballscorecards.com

AB	35
R	2
H	9
RBI	2
BB	1
SO	10
LOB	13

PITCHER		IP	WLS	BF	H	R	ER	SO	BB	IBB	HBP	BLK	WP	HR	S	P	ERA	WHIP
14 David Price, L ERA:	(1, 1)	3.0		10	1	0	0	5	0	0	0	0	0	0	20	21	0.00	0.333
35 Jamey Wright, R ERA: 9.0	(4, 1)	1.0		5	2	1	1	0	0	0	0	0	0	0	5	7	9.00	2.000
62 Joel Peralta, R ERA:	(5, 1)	1.0	W	4	1	0	0	1	0	0	0	0	0	0	6	6	0.00	1.000
57 Jake McGee, L ERA: 11.57	(6, 1)	1.0	H	5	2	0	0	1	0	0	0	0	0	0	7	7	0.00	2.000
73 J.D. Martin, R ERA: 1.8	(7, 1)	2.0		6	1	0	0	1	0	0	0	0	0	0	8	8	0.00	0.500

PITCHER		IP	WLS	BF	H	R	ER	SO	BB	IBB	HBP	BLK	WP	HR	S	P	ERA	WHIP
51 Felipe Vázquez, L ERA: 5.4	(9, 1)	1.0		6	2	1	1	2	1	0	0	0	0	0	9	13	9.00	3.000

WP: 0 PB: 1 SB: 0 CS: 1 PA: 36

BOTTOM

Batter	1	2	3	4	5	6	7	8	9	AB	R	H	RBI	BB	SO	LOB
8 Desmond Jennings, R (1, 8) OBP: 0.643, SLG: 0.556	F9		BB		2 2B 1B	SF8		HR		2	1	1	0	1	0	0
16 Chris Gimenez, R (6, 5) OBP: 0.417, SLG: 0.700										1	1	1	3	0	0	0
2 Kelly Johnson, L (1, 4) OBP: 0.267, SLG: 0.286	G3-1		G4-3		3 F8 20 2B	K		G4-3		3	1	1	2	0	0	1
66 Jason Bourgeois, R (6, 8) OBP: 0.357, SLG: 0.333										2	0	0	0	0	1	0
3 Evan Longoria, R (1, 5) OBP: 0.545, SLG: 0.600	2B			G6-3	F8		BB	K		3	0	1	0	0	0	1
10 Brandon Guyer, R (6, 9) OBP: 0.500, SLG: 0.400										1	0	0	0	1	1	0
20 Matt Joyce, L (1, 7) OBP: 0.643, SLG: 0.800	P5			K	11 G6-3 2B		K			3	0	1	1	0	1	1
36 Hak-Ju Lee, L (6, 6) OBP: 0.300, SLG: 0.125										1	0	0	0	0	1	1
11 Yunel Escobar, R (1, 6) OBP: 0.313, SLG: 0.600		G6-3		7 21 1B 1B	G6-3		F9			3	1	1	0	0	0	1
38 Robinson Chirinos, R (6, 2)										1	0	0	0	0	0	1
30 Luke Scott, L (1, 10) OBP: 0.333, SLG: 0.364		F9		21 1B 1B						1	0	0	0	0	0	0
7 Mike Fontenot, L (4, PH) OBP: 0.467, SLG: 0.417 (5, 10)					BB		BB			1	0	1	0	2	0	0
21 James Loney, L (1, 3) OBP: 0.286, SLG: 0.357	F7			1-2 2-H 1B	P3		F9			2	0	1	1	0	0	0
86 Leslie Anderson, L (5, 3) OBP: 0.444, SLG: 0.765										2	0	0	0	0	0	4
59 Jose Lobaton, S (1, 2) OBP: 0.300, SLG: 0.222			L4	F8		P4		60 S 16 HR HBP		2	0	0	0	0	0	2
29 Tim Beckham, R (6, 4) OBP: 0.250, SLG: 0.455										1	1	0	0	0	0	0
5 Sam Fuld, L (1, 9) OBP: 0.273, SLG: 0.455			G6-3		8 2 1B 2B	16 SF8 3B		K		2	1	1	0	0	0	0
60 Wil Myers, R (6, 7) OBP: 0.313, SLG: 0.500										2	1	1	0	0	1	1
Inning Stats	R: 0 E: 0 K: 0 S: 4 H: 1 LOB: 1 BB: 0 P: 4	R: 0 E: 0 K: 0 S: 3 H: 0 LOB: 0 BB: 0 P: 3	R: 0 E: 0 K: 0 S: 3 H: 0 LOB: 1 BB: 1 P: 7	R: 1 E: 0 K: 1 S: 8 H: 3 LOB: 2 BB: 0 P: 8	R: 3 E: 0 K: 0 S: 7 H: 4 LOB: 2 BB: 1 P: 11	R: 1 E: 0 K: 1 S: 6 H: 1 LOB: 0 BB: 0 P: 6	R: 0 E: 0 K: 1 S: 5 H: 0 LOB: 2 BB: 2 P: 13	R: 2 E: 0 K: 2 S: 9 H: 1 LOB: 0 BB: 0 P: 14		1B: 5 2B: 3 3B: 1 HR: 1	SF: 1 SAC: 0 DP: 0 HBP: 1			WP: 0 PB: 0 SB: 1 CS: 0	PA: 39		

PITCHER		IP	WLS	BF	H	R	ER	SO	BB	IBB	HBP	BLK	WP	HR	S	P	ERA	WHIP
37 Mike Pelfrey, R ERA: 5.79	(1, 1)	3.0		11	1	0	0	0	1	0	0	0	0	0	10	14	0.00	0.667
31 Alex Burnett, R ERA: 6.0	(4, 1)	1.0	B	6	3	1	1	1	0	0	0	0	0	0	8	8	9.00	3.000
61 Jared Burton, R ERA: 10.13	(5, 1)	1.0	L	8	4	3	3	0	1	0	0	0	0	0	7	11	27.00	5.000
50 Casey Fien, R ERA: 6.0	(6, 1)	1.0		4	1	1	1	1	0	0	0	0	0	0	6	6	9.00	1.000
65 Trevor May, R ERA:	(7, 1)	1.0		5	0	0	0	1	2	0	0	0	0	0	5	13	0.00	2.000
74 B.J. Hermsen, R ERA: 18.0	(8, 1)	1.0		5	1	2	2	2	0	0	1	0	0	1	9	14	18.00	1.000

Minnesota Twins @ Tampa Bay Rays

Charlotte Sports Park, Port Charlotte, FL

Sun Mar 03 2013, 1:07 PM - 3:54 PM EST

Att. 4,548 - Partly Cloudy - 53 F

livebaseballscorecards.com

AB	33
R	7
H	10
RBI	7
BB	4
SO	5
LOB	13

Tampa Bay Rays @ Boston Red Sox

JetBlue Park, Ft. Myers, FL

Mon Mar 04 2013, 1:42 PM - 4:43 PM EST

Att. 9,604 - Sunny - 64 F

TOP

livebaseballscorecards.com

Batter	1	2	3	4	5	6	7	8	9	AB	R	H	RBI	BB	SO	LOB
7 Mike Fontenot, L (1, 7) OBP: 0.500, SLG: 0.385	B B B B 4-0 BB		0-0 F9 ①		B H 2-0 1 S HBP		0-0 G4-3 ②			1	0	0	0	1	0	0
86 Leslie Anderson, L (5, 3) OBP: 0.421, SLG: 0.722										1	0	0	0	0	0	0
19 Ryan Roberts, R (1, 4) OBP: 0.375, SLG: 0.929	0-0 P4 ①		0-0 F8 ②		0-0 F7 ①		C C C 0-3 K ③			3	0	0	0	0	0	2
10 Brandon Guyer, R (5, 7) OBP: 0.429, SLG: 0.333										1	0	0	0	0	1	0
1 Sean Rodríguez, R (1, 8) OBP: 0.111, SLG: 0.353	S S S 0-3 K ②		0-0 2B		B C C C 1-3 K ② 1-2			0-0 B1-3 ①		3	0	1	0	0	2	2
24 Rich Thompson, L (5, 8) OBP: 0.375, SLG: 0.375										1	0	0	0	0	0	0
64 Shelley Duncan, R (1, 3) OBP: 0.167, SLG: 0.333	0-0 P3 ③		S S S 0-3 K ③		0-0 F9 ③			0-0 F8 ②		3	0	0	0	0	1	3
36 Hak-Ju Lee, L (5, 6) OBP: 0.273, SLG: 0.111										1	0	0	0	0	0	0
15 Jack Cust, L (1, 10) OBP: 0.308, SLG: 0.333		0-0 2B		B B B B 4-0 60 G6-4-3 16 1B 87 2B BB		0-0 F7 ①		0-0 F8 ③		2	1	1	0	1	0	0
26 Stephen Vogt, L (8, PH) OBP: 0.250, SLG: 0.417 (8, 10)										1	0	0	0	0	0	0
16 Chris Gimenez, R (1, 2) OBP: 0.467, SLG: 0.769		0-0 F8 ①		0-0 60 G6-4-3 1-2 1B		0-0 60 G5-3 2B			0-0 G6-3 ①	3	0	2	0	0	0	1
66 Jason Bourgeois, R (6, 9) OBP: 0.333, SLG: 0.308										1	0	0	0	0	0	0
60 Wil Myers, R (1, 9) OBP: 0.263, SLG: 0.412	C C C 0-3 K ②			0-0 G6-4-3 ① ② 1-2f 2-3		0-0 G5-3 ② 2-3			0-0 P6 ②	3	0	0	0	0	1	4
67 Mark Thomas, R (6, 2) OBP: 0.143, SLG: 0.571										1	0	0	0	0	0	0
87 Cole Figueroa, L (1, 5) OBP: 0.500, SLG: 0.727	B B B B 4-0 BB			0-0 2B 3-H		0-0 F7 ③			0-0 F8 ③	2	0	1	1	1	0	1
68 Shawn O'Malley, S (6, 5) OBP: 0.250, SLG: 0.250										1	0	0	0	0	0	0
29 Tim Beckham, R (1, 6) OBP: 0.200, SLG: 0.357 (5, 4)		0-0 F9 ③		0-0 G5-3 ③			0-0 G5-3 ①			3	0	0	0	0	0	3

	AB	31
	R	1
	H	5
	RBI	1
	BB	3
	SO	5
	LOB	16

Inning Stats																																
	R: 0	H: 0	E: 0	LOB: 1	K: 1	BB: 1	S: 5	P: 9	R: 0	H: 1	E: 0	LOB: 2	K: 1	BB: 1	S: 6	P: 10	R: 0	H: 1	E: 0	LOB: 1	K: 1	BB: 0	S: 6	P: 6	R: 1	H: 2	E: 0	LOB: 1	K: 0	BB: 1	S: 4	P: 8
	R: 0	H: 0	E: 0	LOB: 1	K: 1	BB: 0	S: 5	P: 8	R: 0	H: 1	E: 0	LOB: 1	K: 0	BB: 0	S: 4	P: 4	R: 0	H: 0	E: 0	LOB: 0	K: 1	BB: 0	S: 5	P: 5	R: 0	H: 0	E: 0	LOB: 0	K: 0	BB: 0	S: 3	P: 3
	R: 0	H: 0	E: 0	LOB: 0	K: 0	BB: 0	S: 3	P: 3	1B: 1	SF: 0	2B: 4	SAC: 0	3B: 0	DP: 1	HR: 0	HBP: 1	WP: 0	PA: 35	PB: 0		SB: 1		CS: 0										

PITCHER		IP	WLS	BF	H	R	ER	SO	BB	IBB	HBP	BLK	WP	HR	S	P	ERA	WHIP
22 Felix Doubront, L ERA:	(1, 1)	1.2		8	1	0	0	2	2	0	0	0	0	0	10	18	0.00	1.800
79 Terry Doyle, R ERA: 2.84	(2, 1)	2.1	W	10	3	1	1	1	1	0	0	0	0	0	11	15	3.86	1.714
83 Chris Hernandez, L ERA: 7.5	(5, 1)	3.0	H	11	1	0	0	2	0	0	1	0	0	0	14	17	0.00	0.333
77 Anthony Carter, R ERA:	(8, 1)	1.0		3	0	0	0	0	0	0	0	0	0	0	3	3	0.00	0.000
37 Chris Carpenter, R ERA:	(9, 1)	1.0		3	0	0	0	0	0	0	0	0	0	0	3	3	0.00	0.000

PITCHER	IP	WLS	BF	H	R	ER	SO	BB	IBB	HBP	BLK	WP	HR	S	P	ERA	WHIP

Tampa Bay Rays @ Boston Red Sox

JetBlue Park, Ft. Myers, FL

Mon Mar 04 2013, 1:42 PM - 4:43 PM EST

Att. 9,604 - Sunny - 64 F

BOTTOM

livebaseballscorecards.com

Batter	1	2	3	4	5	6	7	8	9	AB	R	H	RBI	BB	SO	LOB
26 Brock Holt, L (1, 4) OBP: 0.316, SLG: 0.278 13 Heiker Meneses, R (6, 4) OBP: 0.600, SLG: 0.500	S S S 0-3 K ①		X 0-0 G1-3 ② 2-3		X 0-0 G4-3 ② 2-3		B 3 SAFE X 1-0 44 CS 1B ② 2-H 3-H			3 0 0 0 0 1 2 1 0 1 0 0 0 0						
23 Pedro Ciriaco, R (1, 5) OBP: 0.294, SLG: 0.438 44 Drew Sutton, S (6, 5) OBP: 0.500, SLG: 0.200	X 0-0 G6-3 ②		X 0-0 3-H 1B		X 0-0 F9 ③		B B B B 4-0 BB ② 1-2			3 0 1 1 0 0 2 0 0 0 0 1 0 0						
37 Mike Carp, L (1, 10) OBP: 0.385, SLG: 0.364 50 Mauro Gomez, R (7, PH) OBP: 0.500, SLG: 0.417 (8, 10)	B H 2-0 HBP		C C C 0-3 K ③			S S S 0-3 K ①	S S S 0-3 K ③			2 0 0 0 0 2 1 1 0 0 0 0 1 2						
39 Jarrod Saltalamacchia, S (1, 2) OBP: 0.500, SLG: 0.700 70 Christian Vázquez, R (6, 2) OBP: 0.200, SLG: 0.111	S S S 0-3 K ③			X 0-0 5 1B 35 G6-3 2B		X 0-0 F8 ②		B B B B 4-0 71 S BB		2 1 1 0 0 1 1 1 0 0 0 1 0 0						
5 Jonny Gomes, R (1, 7) OBP: 0.273, SLG: 0.545 80 Jeremy Hazelbaker, L (7, 7) OBP: 0.455, SLG: 0.444		X 0-0 P6 ①		X 0-0 35 G6-3 2-3 1B		X 0-0 G6-3 ③		S S S 0-3 K ①		3 0 1 0 0 0 0 1 0 0 0 0 1 1						
35 Lyle Overbay, L (1, 3) OBP: 0.278, SLG: 0.400 71 Mark Hamilton, L (7, PR) OBP: 0.313, SLG: 0.286 (8, 3)		S S S 0-3 K ②		X 0-0 G6-3 ① ② 1-2f 3-H			X 0-0 75 SF9 3B B X	1-0 F7 ② 1-2		3 0 1 0 0 1 1 1 1 0 0 0 0 1						
25 Ryan Sweeney, L (1, 9) OBP: 0.286, SLG: 0.211 75 J.C. Linares, R (6, 9) OBP: 0.412, SLG: 0.600		X 0-0 P6 ③		X 0-0 G3 ③			X 0-0 SF9 ① 3-H	X 0-0 G4-3 ③		2 0 0 0 0 0 0 1 0 0 1 0 0 1						
48 Mitch Maier, L (1, 8) OBP: 0.313, SLG: 0.214 74 Jackie Bradley Jr., L (6, 8) OBP: 0.550, SLG: 0.529			X 0-0 P6 ①		X 0-0 F8 ①		B H 2-0 76 2B 13 E HBP			2 0 0 0 0 0 0 0 1 0 0 0 0 0						
10 Jose Iglesias, R (1, 6) OBP: 0.333, SLG: 0.667 76 Jonathan Diaz, R (5, PR) OBP: 0.308, SLG: 0.200 (6, 6)			X 0-0 26 G1-3 23 1B 2B		X 0-0 26 G4-3 2B		X 0-0 13 E 1-3 2B			2 1 2 0 0 0 0 1 1 1 0 0 0 0						
Inning Stats	R: 0 H: 0 E: 0 LOB: 1 K: 2 BB: 0 S: 7 P: 9	R: 0 H: 0 E: 0 LOB: 0 K: 1 BB: 0 S: 5 P: 5	R: 1 H: 2 E: 0 LOB: 1 K: 1 BB: 0 S: 7 P: 7	R: 1 H: 2 E: 0 LOB: 0 K: 0 BB: 0 S: 4 P: 4	R: 0 H: 1 E: 0 LOB: 2 K: 0 BB: 0 S: 4 P: 4	R: 0 H: 0 E: 0 LOB: 0 K: 1 BB: 0 S: 5 P: 5	R: 3 H: 3 E: 1 LOB: 2 K: 1 BB: 1 S: 7 P: 14	R: 0 H: 0 E: 0 LOB: 1 K: 1 BB: 1 S: 5 P: 10		1B: 3 SF: 1 2B: 4 SAC: 0 3B: 1 DP: 1 HR: 0 HBP: 2				WP: 0 PA: 34 PB: 0 SB: 1 CS: 1		

PITCHER		IP	WLS	BF	H	R	ER	SO	BB	IBB	HBP	BLK	WP	HR	S	P	ERA	WHIP
58 Jeremy Hellickson, R ERA: 1.93	(1, 1)	3.0		12	2	1	1	4	0	0	1	0	0	0	19	21	3.00	0.667
34 Jeff Niemann, R ERA: 1.93	(4, 1)	2.2	L	10	3	1	1	1	0	0	0	0	0	0	12	12	3.38	1.125
49 Dane De La Rosa, R ERA:	(6, 1)	0.1		1	0	0	0	0	0	0	0	0	0	0	1	1	0.00	0.000
37 Alex Colomé, R ERA: 12.27	(7, 1)	0.2		6	3	3	3	0	1	0	1	0	0	0	4	11	40.50	6.000
75 Kirby Yates, R ERA:	(7, 1)	0.1		1	0	0	0	1	0	0	0	0	0	0	3	3	0.00	0.000

PITCHER		IP	WLS	BF	H	R	ER	SO	BB	IBB	HBP	BLK	WP	HR	S	P	ERA	WHIP
45 Enny Romero, L ERA:	(8, 1)	1.0		4	0	0	0	1	1	0	0	0	0	0	5	10	0.00	1.000

AB	29
R	5
H	8
RBI	2
BB	2
SO	7
LOB	12

Tampa Bay Rays @ Minnesota Twins

Hammond Stadium, Fort Myers, FL

Tue Mar 05 2013, 1:05 PM - 4:02 PM EST

Att. 6,022 - Sunny - 72 F

TOP

livebaseballscorecards.com

Batter	1	2	3	4	5	6	7	8	9	AB	R	H	RBI	BB	SO	LOB
8 Desmond Jennings, R (1, 8) OBP: 0.563, SLG: 0.455 7 Mike Fontenot, L (6, 4) OBP: 0.450, SLG: 0.333	F7	K			SH1-3 1-2		G6-4-3 1-2f	K		2 0 0 0 0 1 2 2 0 0 0 0 1 2						
2 Kelly Johnson, L (1, 4) OBP: 0.278, SLG: 0.294 66 Jason Bourgeois, R (6, 8) OBP: 0.353, SLG: 0.333	K		G6-3		3 G1-6-3 2-3 1B			26 E 26 1B 1B	P6	3 0 1 0 0 1 0 2 1 1 0 0 0 0						
3 Evan Longoria, R (1, 5) OBP: 0.500, SLG: 0.538 26 Stephen Vogt, L (6, 3) OBP: 0.357, SLG: 0.500	K		1B		G1-6-3 1-2f			10 2B 87 G4-3 1-H 1B	10 FC5-4 1B	3 0 1 0 0 1 2 2 1 2 1 0 0 0						
20 Matt Joyce, L (1, 7) OBP: 0.588, SLG: 0.692 10 Brandon Guyer, R (6, 7) OBP: 0.444, SLG: 0.500		F7	P5			21 G6-4-3 11 BB 1B		87 G4-3 36 1B 1-3 2B	FC5-4 87 1B 36 S 1-2f	3 0 1 0 0 0 1 2 2 1 0 0 0 1						
11 Yunel Escobar, R (1, 6) OBP: 0.368, SLG: 0.588 24 Rich Thompson, L (6, PR) OBP: 0.375, SLG: 0.375 87 Cole Figueroa, L (6, 5) OBP: 0.500, SLG: 0.692		86 2B 1B	G5-3			21 G6-4-3 1-2 BB		G4-3 2-3 3-H	36 S 1-3 1B	2 1 1 0 1 0 1 0 0 0 0 0 0 0 2 0 1 1 0 0 1						
21 James Loney, L (1, 3) OBP: 0.235, SLG: 0.294 36 Hak-Ju Lee, L (6, 6) OBP: 0.308, SLG: 0.182		P5		G3		G6-4-3 1-2f 2-3		38 S 69 S 40 3B 3-H 1B	F7 1-2 3-H	3 0 0 0 0 0 3 2 1 1 1 0 0 1						
86 Leslie Anderson, L (1, 10) OBP: 0.409, SLG: 0.714 69 Nick Weglarz, L (8, PH) (8, 10)		59 1B 1-H 2B		G1-3		F8		K 1-2		3 1 1 1 0 0 2 1 0 0 0 0 1 1						
60 Wil Myers, R (1, 9) OBP: 0.318, SLG: 0.421 38 Robinson Chirinos, R (7, 2)		59 1B BB		K			7 G6-4-3 1B	40 3B 2-3 BB		2 0 1 0 1 1 0 0 1 0 0 1 0 0						
59 Jose Lobaton, S (1, 2) OBP: 0.385, SLG: 0.273 40 Kevin Kiermaier, L (7, 9) OBP: 0.300, SLG: 0.556		1-3 2-H 1B			2 1B 8 SH1-3 BB		K	1-H 3-H 3B		2 0 1 1 1 1 1 1 0 1 2 0 0 0						
Inning Stats	R: 0 H: 0 E: 0 LOB: 0 K: 2 BB: 0 S: 7 P: 7	R: 2 H: 3 E: 0 LOB: 2 K: 1 BB: 1 S: 8 P: 12	R: 0 H: 1 E: 0 LOB: 1 K: 0 BB: 0 S: 4 P: 4	R: 0 H: 0 E: 0 LOB: 0 K: 1 BB: 0 S: 5 P: 5	R: 0 H: 1 E: 0 LOB: 1 K: 0 BB: 1 S: 3 P: 7	R: 0 H: 1 E: 0 LOB: 2 K: 0 BB: 1 S: 3 P: 7	R: 0 H: 1 E: 0 LOB: 0 K: 1 BB: 0 S: 5 P: 5	R: 5 H: 5 E: 0 LOB: 1 K: 2 BB: 1 S: 12 P: 18	R: 1 H: 2 E: 0 LOB: 1 K: 0 BB: 0 S: 5 P: 5	1B: 11 SF: 0 2B: 2 SAC: 1 3B: 1 DP: 3 HR: 0 HBP: 0							

AB	37
R	8
H	14
RBI	7
BB	4
SO	7
LOB	18

WP: 0 PA: 42
PB: 0
SB: 4
CS: 0

PITCHER		IP	WLS	BF	H	R	ER	SO	BB	IBB	HBP	BLK	WP	HR	S	P	ERA	WHIP
62 Liam Hendriks, R ERA: 3.38	(1, 1)	3.0		14	4	2	2	3	1	0	0	0	0	0	19	23	6.00	1.667
52 Brian Duensing, L ERA: 4.5	(4, 1)	2.0		7	1	0	0	1	1	0	0	0	0	0	8	12	0.00	1.000
20 Josh Roenicke, R ERA: 3.6	(6, 1)	2.0		7	2	0	0	1	1	0	0	0	0	0	8	12	0.00	1.500
43 Tim Wood, R ERA: 9.64	(8, 1)	0.2	L	8	5	5	5	1	1	0	0	0	0	0	9	15	67.50	9.000
64 Tyler Robertson, L ERA: 8.31	(8, 1)	1.1		6	2	1	1	1	0	0	0	0	0	0	8	8	6.75	1.500

PITCHER	IP	WLS	BF	H	R	ER	SO	BB	IBB	HBP	BLK	WP	HR	S	P	ERA	WHIP

BOTTOM

Tampa Bay Rays @ Minnesota Twins

Hammond Stadium, Fort Myers, FL

Tue Mar 05 2013, 1:05 PM - 4:02 PM EST

Att. 6,022 - Sunny - 72 F

livebaseballscorecards.com

Batter	1	2	3	4	5	6	7	8	9	AB	R	H	RBI	BB	SO	LOB
12 Joe Benson, R (1, 8) OBP: 0.292, SLG: 0.300	BBBB 4-0 8 1B 24 2B BB	x 0-0 ③ P3			SSS 0-3 ② K	x 0-0 ③ G5-3			x 0-0 ② G5-3	4	1	0	0	1	1	2
8 Jamey Carroll, R (1, 4) OBP: 0.444, SLG: 0.438 80 Mark Sobolewski, R (7, 5) OBP: 0.417, SLG: 0.636	x 0-0 24 2B 1-2 1B	x 0-0 ① G6-3			BBBB 4-0 BB	x 0-0 26 G6-4-3 1B			SSS 0-3 ③ K	2 2	1 0	1 1	0 0	1 0	0 1	0 0
16 Josh Willingham, R (1, 7) OBP: 0.500, SLG: 0.650 26 Brian Dinkelman, L (6, 7) OBP: 0.375, SLG: 0.167	x 0-0 ① F8	x 0-0 ② G6-3			x 0-0 ③ F8		x 0-0 ①② G6-4-3 1-2f			3 1	0 0	0 0	0 0	0 0	0 0	3 1
9 Ryan Doumit, S (1, 2) OBP: 0.250, SLG: 0.333 81 Danny Lehmann, R (7, PH) (8, 2)	SSS 0-3 ② K		BBBB 4-0 BB			SSS 0-3 ① K	x 0-0 ③ F8			2 1	0 0	0 0	0 0	1 0	2 0	2 0
24 Trevor Plouffe, R (1, 10) OBP: 0.435, SLG: 0.450 73 Kyle Knudson, R (8, PH) OBP: 1.000, SLG: 1.000 (9, 10)	x 0-0 1-H 2-H 2B		x 0-0 ③ F9			BBBB 4-0 84 2B BB		x 0-0 48 G6-3 1B		2 1	1 0	1 1	2 0	1 0	0 0	1 0
48 Brandon Boggs, S (1, 9) OBP: 0.238, SLG: 0.500	x 0-0 ③ P3			x 0-0 ① G5-3		x 0-0 ② F8		x 0-0 ①② G6-3 1-2f		4	0	0	0	0	0	3
84 Dan Rohlfing, R (1, 3) OBP: 0.545, SLG: 0.625		BBBB 4-0 1 PB 1 WP BB			SSS 0-3 ② K	x 0-0 1-H 1 3B 2B		BBBB 4-0 5 WP BB		2	1	1	1	2	1	0
1 Ray Olmedo, S (1, 5) OBP: 0.333, SLG: 0.533 5 Eduardo Escobar, S (7, 4) OBP: 0.235, SLG: 0.250	BBSSS 2-3 ① K 1-3			x 0-0 ③ G3		x 0-0 25 1B 2-H 3B		SX 0-1 ③ F8 1-2		3 1	1 0	1 0	1 0	0 0	1 0	1 1
25 Pedro Florimón, S (1, 6) OBP: 0.300, SLG: 0.368 83 Danny Santana, S (7, 6) OBP: 0.455, SLG: 0.375		x 0-0 ② G4-3			x 0-0 ① G3-1	x 0-0 3-H 1B			x 0-0 ① P5	3 1	0 0	1 0	1 0	0 0	0 0	1 0
Inning Stats	R: 2 E: 0 K: 1 S: 7 H: 2 LOB: 1 BB: 1 P: 11	R: 0 E: 0 K: 1 S: 5 H: 0 LOB: 1 BB: 1 P: 11	R: 0 E: 0 K: 0 S: 3 H: 0 LOB: 1 BB: 1 P: 7	R: 0 E: 0 K: 1 S: 5 H: 0 LOB: 0 BB: 0 P: 5	R: 0 E: 0 K: 1 S: 5 H: 0 LOB: 1 BB: 1 P: 9	R: 3 E: 0 K: 1 S: 8 H: 3 LOB: 1 BB: 1 P: 12	R: 0 E: 0 K: 0 S: 3 H: 1 LOB: 0 BB: 0 P: 3	R: 0 E: 0 K: 0 S: 4 H: 1 LOB: 1 BB: 1 P: 8	R: 0 E: 0 K: 1 S: 5 H: 0 LOB: 0 BB: 0 P: 5	1B: 4 2B: 2 3B: 1 HR: 0	SF: 0 SAC: 0 DP: 2 HBP: 0					

	AB	32
	R	5
	H	7
	RBI	5
	BB	6
	SO	6
	LOB	15

WP: 2 PB: 1 SB: 0 CS: 0 PA: 38

PITCHER	IP	WLS	BF	H	R	ER	SO	BB	IBB	HBP	BLK	WP	HR	S	P	ERA	WHIP
55 Matt Moore, L (1, 1) ERA: 9.0	2.2		12	2	2	2	2	2	0	0	0	1	0	14	24	6.75	1.500
72 Will Inman, R (3, 1) ERA:	0.1		2	0	0	0	0	1	0	0	0	0	0	1	5	0.00	3.000
40 Roberto Hernandez, R (4, 1) ERA: 3.0	2.2		10	0	1	1	3	2	0	0	0	0	0	14	22	3.38	0.750
76 Matt Buschmann, R (6, 1) ERA: 9.0	0.1		4	3	2	2	0	0	0	0	0	0	0	4	4	54.00	9.000
52 Josh Lueke, R (7, 1) ERA: 1.69	1.0	W	3	1	0	0	0	0	0	0	0	0	0	3	3	0.00	1.000

PITCHER	IP	WLS	BF	H	R	ER	SO	BB	IBB	HBP	BLK	WP	HR	S	P	ERA	WHIP
31 Mike Montgomery, L (8, 1) ERA: 12.0	1.0	H	4	1	0	0	0	1	0	0	0	1	0	4	8	0.00	2.000
85 Juan Sandoval, R (9, 1) ERA: 2.08	1.0	S	3	0	0	0	1	0	0	0	0	0	0	5	5	0.00	0.000

Tampa Bay Rays @ Pittsburgh Pirates

McKechnie Field, Bradenton, FL

Thu Mar 07 2013, 1:10 PM - 4:48 PM EST

Att. 5,716 - Sunny - 58 F

TOP

livebaseballscorecards.com

Batter	1	2	3	4	5	6	7	8	9	AB	R	H	RBI	BB	SO	LOB
8 Desmond Jennings, R (1, 8) OBP: 0.579, SLG: 0.462 60 Wil Myers, R (6, 9) OBP: 0.333, SLG: 0.429 (7, 7)	2-1 7 L4 1B		1-0 7 E HBP		0-0 G5-3		0-0 E5 7 1B 3-H	0-0 1B		2 2	0 1	1 1	0 0	0 0	0 0	1 1
7 Mike Fontenot, L (1, 6) OBP: 0.417, SLG: 0.316 10 Brandon Guyer, R (7, PR) OBP: 0.400, SLG: 0.444 (7, 9)	1 SAFE 0-0 L4 1-2		0-0 E3 1-3		0-0 F8		0-0 29 2B 1B 2-H	SSS 0-3 K		4 1	0 1	1 1	1 0	0 0	0 1	3 1
19 Ryan Roberts, R (1, 4) OBP: 0.316, SLG: 0.765 29 Tim Beckham, R (6, 4) OBP: 0.235, SLG: 0.438	0-0 F9		0-0 F7			0-0 F7	0-0 86 S 86 1B 2B 1-H		0-0 F7	3 2	0 1	0 1	0 1	0 0	0 0	2 0
20 Matt Joyce, L (1, 9) OBP: 0.550, SLG: 0.600 86 Leslie Anderson, L (6, 3) OBP: 0.458, SLG: 0.739	BCBBB 4-1 15 G4-6-3 21 BB BB			0-0 F9		0-0 F8	SX 0-1 64 BB 66 BB 1B 2-H		0-0 64 G1-3 66 BB 1B	2 2	0 0	0 2	0 1	1 0	0 0	0 0
21 James Loney, L (1, 3) OBP: 0.300, SLG: 0.316 66 Jason Bourgeois, R (6, 8) OBP: 0.421, SLG: 0.333	BBBCB 4-1 15 G4-6-3 1-2 BB			0-0 G4-3		0-0 1B	BBBB 4-0 64 BB 1-2 BB		BBBB 4-0 64 G1-3 1-2 BB	2 0	0 0	1 0	0 0	1 2	0 0	0 0
15 Jack Cust, L (1, 10) OBP: 0.313, SLG: 0.286 64 Shelley Duncan, R (7, PH) OBP: 0.200, SLG: 0.316 (7, 10)	0-0 G4-6-3 1-2f 2-3			BBBB 4-0 BB		0-0 F7	BBBB 4-0 1-2 2-3 BB		0-0 G1-3 1-2 2-3	2 1	0 0	0 0	0 0	1 1	0 0	3 2
1 Sean Rodríguez, R (1, 7) OBP: 0.095, SLG: 0.300 26 Stephen Vogt, L (7, PH) OBP: 0.313, SLG: 0.438 (7, 2)	0-0 G4-3			0-0 F7			S 0-3 K 0-3 K		SSS 0-3 K	3 2	0 0	0 0	0 0	0 0	1 2	2 5
16 Chris Gimenez, R (1, 5) OBP: 0.500, SLG: 0.813 36 Hak-Ju Lee, L (7, PR) OBP: 0.286, SLG: 0.167 (7, 6)	SSS 0-3 K				0-0 59 G4-1 1B		0-0 59 G4-3 60 E 2B	0-0 F8		3 1	0 1	2 0	0 0	0 0	1 0	0 0
59 Jose Lobaton, S (1, 2) OBP: 0.313, SLG: 0.214 87 Cole Figueroa, L (7, 5) OBP: 0.467, SLG: 0.643	0-0 G4-3				0-0 G4-1 1-2		0-0 G4-3 2-3	0-0 G5-3		3 1	0 0	0 0	0 0	0 0	0 0	2 0
Inning Stats	R: 0 E: 0 K: 0 S: 4 H: 1 LOB: 0 BB: 0 P: 6	R: 0 E: 0 K: 0 S: 4 H: 0 LOB: 1 BB: 2 P: 12	R: 0 E: 1 K: 1 S: 6 H: 0 LOB: 2 BB: 0 P: 7	R: 0 E: 0 K: 0 S: 3 H: 0 LOB: 1 BB: 1 P: 7	R: 0 E: 0 K: 0 S: 4 H: 1 LOB: 1 BB: 0 P: 4	R: 0 E: 0 K: 0 S: 4 H: 1 LOB: 1 BB: 0 P: 4	R: 4 E: 1 K: 2 S: 13 H: 4 LOB: 3 BB: 2 P: 21	R: 0 E: 0 K: 1 S: 6 H: 1 LOB: 1 BB: 0 P: 6	R: 0 E: 0 K: 1 S: 6 H: 1 LOB: 2 BB: 1 P: 10	1B: 7 2B: 2 3B: 0 HR: 0 SF: 0 SAC: 0 DP: 1 HBP: 1						

	AB	36
	R	4
	H	9
	RBI	3
	BB	6
	SO	5
	LOB	22

WP: 0 PB: 0 SB: 1 CS: 0 PA: 43

PITCHER		IP	WLS	BF	H	R	ER	SO	BB	IBB	HBP	BLK	WP	HR	S	P	ERA	WHIP
53 James McDonald, R ERA: 4.0	(1, 1)	4.0		16	1	0	0	1	3	0	1	0	0	0	17	32	0.00	1.000
35 Mark Melancon, R ERA: 2.25	(5, 1)	1.0		4	1	0	0	0	0	0	0	0	0	0	4	4	0.00	1.000
30 Jeanmar Gómez, R ERA: 13.5	(6, 1)	1.2	L	10	4	4	1	1	0	0	0	0	0	0	12	12	5.40	2.400
37 Justin Wilson, L ERA: 1.5	(7, 1)	1.1		8	2	0	0	2	2	0	0	0	0	0	11	19	0.00	3.000
67 Hunter Strickland, R ERA:	(9, 1)	1.0		5	1	0	0	1	1	0	0	0	0	0	6	10	0.00	2.000

PITCHER	IP	WLS	BF	H	R	ER	SO	BB	IBB	HBP	BLK	WP	HR	S	P	ERA	WHIP

Tampa Bay Rays @ Pittsburgh Pirates

McKechnie Field, Bradenton, FL

Thu Mar 07 2013, 1:10 PM - 4:48 PM EST

Att. 5,716 - Sunny - 58 F

BOTTOM

livebaseballscorecards.com

Batter	1	2	3	4	5	6	7	8	9	AB	R	H	RBI	BB	SO	LOB
26 Felix Pie, L (1, 7) OBP: 0.368, SLG: 0.647	F7		G3 1-2			K		K		3	0	0	0	0	1	2
60 Darren Ford, R (7, 7) OBP: 0.267, SLG: 0.267										1	0	0	0	0	1	1
23 Travis Snider, L (1, 9) OBP: 0.318, SLG: 0.389	K			G4-3		22 FC6-4 1-2 BB			K	2	0	0	0	1	1	0
31 Jose Tabata, R (7, 9) OBP: 0.353, SLG: 0.750										1	0	0	0	0	1	0
22 Andrew McCutchen, R (1, 8) OBP: 0.313, SLG: 0.154	K			K		FC6-4 1-2f			F9	3	0	0	0	0	2	2
7 Alex Presley, L (7, 8) OBP: 0.263, SLG: 0.235										1	0	0	0	0	0	0
2 Brad Hawpe, L (1, 3) OBP: 0.211, SLG: 0.118		K		G1			K		43 BB 55 2B 1B	3	0	0	0	0	2	0
65 Matt Hague, R (8, 3) OBP: 0.278, SLG: 0.294										1	1	1	0	0	0	0
14 Gaby Sanchez, R (1, 5) OBP: 0.412, SLG: 0.800		G2-3			G5-3		F9		55 2B 1-2 BB	3	0	0	0	0	0	0
43 Jared Goedert, R (8, 5) OBP: 0.500, SLG: 0.692										0	1	0	0	1	0	0
55 Russell Martin, R (1, 10) OBP: 0.308, SLG: 0.200		G4-3			G4-3		G2-3		1-H 2-H 2B	4	0	1	2	0	0	0
26 Candon Myles, L (9, PR)										0	0	0	0	0	0	0
10 Jordy Mercer, R (1, 6) OBP: 0.438, SLG: 0.538			P4		K			K	P3	2	0	0	0	0	1	0
15 Chase d'Arnaud, R (8, 6) OBP: 0.200, SLG: 0.286										2	0	0	0	0	1	1
59 Tony Sanchez, R (1, 2) OBP: 0.429, SLG: 0.400			K			F7		G6-3		2	0	0	0	0	1	0
73 Lucas May, R (8, 2) OBP: 0.429, SLG: 0.538										1	0	0	0	0	0	0
5 Josh Harrison, R (1, 4) OBP: 0.176, SLG: 0.071			26 S 1B			23 BB BB		1B		1	0	1	0	1	0	0
66 Iván De Jesús Jr., R (8, 4) OBP: 0.385, SLG: 0.417										1	0	1	0	0	0	0
Inning Stats	R: 0 E: 0 K: 2 S: 7 H: 0 LOB: 0 BB: 0 P: 10	R: 0 E: 0 K: 1 S: 5 H: 0 LOB: 0 BB: 0 P: 6	R: 0 E: 0 K: 1 S: 7 H: 1 LOB: 1 BB: 0 P: 9	R: 0 E: 0 K: 1 S: 5 H: 0 LOB: 0 BB: 0 P: 7	R: 0 E: 0 K: 1 S: 5 H: 0 LOB: 0 BB: 0 P: 6	R: 0 E: 0 K: 1 S: 5 H: 0 LOB: 2 BB: 2 P: 13	R: 0 E: 0 K: 1 S: 5 H: 0 LOB: 0 BB: 0 P: 5	R: 0 E: 0 K: 2 S: 8 H: 1 LOB: 1 BB: 0 P: 8	R: 2 E: 0 K: 1 S: 7 H: 2 LOB: 1 BB: 1 P: 11	1B: 3 2B: 1 3B: 0 HR: 0	SF: 0 SAC: 0 DP: 0 HBP: 0						

AB	31
R	2
H	4
RBI	2
BB	3
SO	11
LOB	6

WP: 0 PB: 0 SB: 1 CS: 0 PA: 34

PITCHER		IP	WLS	BF	H	R	ER	SO	BB	IBB	HBP	BLK	WP	HR	S	P	ERA	WHIP
53 Alex Cobb, R ERA: 2.0	(1, 1)	4.0		13	1	0	0	5	0	0	0	0	0	0	24	32	0.00	0.250
22 Chris Archer, R ERA:	(5, 1)	3.0	W	11	0	0	0	3	2	0	0	0	0	0	15	24	0.00	0.667
23 Jake Odorizzi, R ERA: 9.0	(8, 1)	2.0		10	3	2	2	3	1	0	0	0	0	0	15	19	9.00	2.000

PITCHER	IP	WLS	BF	H	R	ER	SO	BB	IBB	HBP	BLK	WP	HR	S	P	ERA	WHIP

Philadelphia Phillies @ Tampa Bay Rays

Charlotte Sports Park, Port Charlotte, FL

Fri Mar 08 2013, 1:09 PM - 3:41 PM EST

Att. 5,490 - Sunny - 71 F

TOP

livebaseballscorecards.com

Batter	1	2	3	4	5	6	7	8	9	AB	R	H	RBI	BB	SO	LOB
13 Freddy Galvis, S (1, 6) OBP: 0.281, SLG: 0.516	0-0 28 1B 10 1B 2B		0-3 ② K		0-0 ② G4-3			0-0 ① L4		4	1	1	0	0	1	0
28 Kevin Frandsen, R (1, 4) OBP: 0.407, SLG: 0.808 74 César Hernández, S (6, 4) OBP: 0.333, SLG: 0.273	0-0 10 1B 2-3 1B		1-0 HR		0-0 ③ G4-3			0-0 25 FC3-6 1B		3 1	1 0	2 1	1 0	0 0	0 0	0 0
10 Michael Young, R (1, 5) OBP: 0.382, SLG: 0.469 25 Yuniesky Betancourt, R (6, 5) OBP: 0.435, SLG: 0.429	0-0 ① 15 FC5-4 1-3 3-H 1B		0-0 FC5-4 1B			0-3 ① K		0-0 ② FC3-6 1-2f		3 1	0 0	2 0	1 0	0 0	1 0	0 1
Carlos Ruiz, R (1, 2) OBP: 0.333, SLG: 0.467 39 Steven Lerud, L (6, 2) OBP: 0.286, SLG: 0.167	0-3 ② K		0-0 ③ FC5-4 1-2f			0-0 ② F9		0-0 ③ F8		3 1	0 0	0 0	0 0	0 0	1 0	2 1
15 John Mayberry Jr., R (1, 3) OBP: 0.308, SLG: 0.389	0-0 ③ FC5-4 1-2f			0-3 ① K		0-0 ③ G4-3			0-0 ① G4-3	4	0	0	0	0	1	1
18 Darin Ruf, R (1, 7) OBP: 0.314, SLG: 0.300 71 Jermaine Mitchell, L (7, 7) OBP: 0.500, SLG: 1.000		0-0 ① F9		0-0 9 1B 24 F9-2 2B			0-0 ① E5		0-3 ② K	3 1	0 0	1 0	0 0	0 0	0 1	0 0
9 Domonic Brown, L (1, 9) OBP: 0.525, SLG: 0.758 80 Zach Collier, L (7, 9)		0-0 24 CS 1B		0-0 2-3 1B			0-0 ② G6-3		0-3 ③ K	3 1	0 0	2 0	0 0	0 0	0 1	0 0
24 Josh Fields, R (1, 10) OBP: 0.200, SLG: 0.350		0-3 ②③ K 1-2		0-0 ②③ F9-2 3-H			0-0 7 S 1B			3	0	1	0	0	1	3
7 Michael Martinez, S (1, 8) OBP: 0.167, SLG: 0.250			0-3 ① K		0-0 ① F8		1-3 ③ K 1-2			3	0	0	0	0	2	1
Inning Stats	R: 1 E: 0 K: 1 S: 7 H: 3 LOB: 1 BB: 0 P: 7	R: 0 E: 0 K: 1 S: 5 H: 1 LOB: 1 BB: 0 P: 5	R: 1 E: 0 K: 2 S: 9 H: 2 LOB: 0 BB: 0 P: 10	R: 0 E: 0 K: 1 S: 6 H: 2 LOB: 1 BB: 0 P: 6	R: 0 E: 0 K: 0 S: 3 H: 0 LOB: 0 BB: 0 P: 3	R: 0 E: 0 K: 1 S: 5 H: 0 LOB: 0 BB: 0 P: 5	R: 0 E: 1 K: 1 S: 6 H: 1 LOB: 1 BB: 0 P: 7	R: 0 E: 0 K: 0 S: 4 H: 1 LOB: 1 BB: 0 P: 4	R: 0 E: 0 K: 2 S: 7 H: 0 LOB: 0 BB: 0 P: 7	1B: 7 2B: 4 3B: 0 HR: 1 SF: 0 SAC: 0 DP: 2 HBP: 0						

	AB	34
	R	2
	H	10
	RBI	2
	BB	0
	SO	9
	LOB	9

WP: 0 PB: 0 SB: 1 CS: 1 PA: 34

PITCHER		IP	WLS	BF	H	R	ER	SO	BB	IBB	HBP	BLK	WP	HR	S	P	ERA	WHIP
14 David Price, L ERA: 2.25	(1, 1)	4.0	W	17	8	2	2	5	0	0	0	0	0	1	27	28	4.50	2.000
35 Jamey Wright, R ERA: 6.75	(5, 1)	1.0	H	3	0	0	0	0	0	0	0	0	0	0	3	3	0.00	0.000
43 Kyle Farnsworth, R ERA:	(6, 1)	1.0	H	3	0	0	0	1	0	0	0	0	0	0	5	5	0.00	0.000
62 Joel Peralta, R ERA:	(7, 1)	1.0	H	4	1	0	0	1	0	0	0	0	0	0	6	7	0.00	1.000
57 Jake McGee, L ERA: 8.1	(8, 1)	1.0	H	4	1	0	0	0	0	0	0	0	0	0	4	4	0.00	1.000

PITCHER		IP	WLS	BF	H	R	ER	SO	BB	IBB	HBP	BLK	WP	HR	S	P	ERA	WHIP
47 Brandon Gomes, R ERA:	(9, 1)	1.0	S	3	0	0	0	2	0	0	0	0	0	0	7	7	0.00	0.000

BOTTOM

Philadelphia Phillies @ Tampa Bay Rays

Charlotte Sports Park, Port Charlotte, FL

Fri Mar 08 2013, 1:09 PM - 3:41 PM EST

Att. 5,490 - Sunny - 71 F

livebaseballscorecards.com

Batter	1	2	3	4	5	6	7	8	9	AB	R	H	RBI	BB	SO	LOB
11 Yunel Escobar, R (1, 6) OBP: 0.364, SLG: 0.600	G6-3		3 2B 2B 2-H		K		K 1-2			3	1	1	1	0	1	0
7 Mike Fontenot, L (7, 6) OBP: 0.400, SLG: 0.300										1	0	0	0	0	1	1
2 Kelly Johnson, L (1, 4) OBP: 0.286, SLG: 0.263	G1-3		3 2B BB		K		L9			2	1	0	0	1	1	0
64 Shelley Duncan, R (7, 3) OBP: 0.190, SLG: 0.300										1	0	0	0	0	0	1
3 Evan Longoria, R (1, 5) OBP: 0.471, SLG: 0.563	K		1-H 2-H 2B		G5-3			G4-3		3	0	1	2	0	1	0
87 Cole Figueroa, L (7, 5) OBP: 0.438, SLG: 0.600										1	0	0	0	0	0	0
20 Matt Joyce, L (1, 9) OBP: 0.478, SLG: 0.500		K	G3-1			P5		10 WP 1B		3	0	0	0	0	1	1
66 Jason Bourgeois, R (7, 7) OBP: 0.450, SLG: 0.375										1	0	1	0	0	0	0
21 James Loney, L (1, 3) OBP: 0.261, SLG: 0.273		G4-3		F7		G4-3		G5-3 1-2		3	0	0	0	0	0	0
10 Brandon Guyer, R (7, 9) OBP: 0.364, SLG: 0.400										1	0	0	0	0	0	1
86 Leslie Anderson, L (1, 7) OBP: 0.444, SLG: 0.692		K		F8		16 FC5-4 1B		G5-3		3	0	1	0	0	1	0
38 Robinson Chirinos, R (7, 2)										1	0	0	0	0	0	1
16 Chris Gimenez, R (1, 2) OBP: 0.524, SLG: 0.789			24 G4-3 11 2B 1B	26 1B 1B		FC5-4 1-2f				3	1	2	0	0	0	1
68 Shawn O'Malley, S (7, 4) OBP: 0.250, SLG: 0.250										0	0	0	0	0	0	0
26 Stephen Vogt, L (1, 10) OBP: 0.333, SLG: 0.444			F7	1-2 1B			24 FC3-6 BB			2	0	1	0	0	0	1
15 Jack Cust, L (7, PH) OBP: 0.353, SLG: 0.286 (8, 10)										0	0	0	0	1	0	0
24 Rich Thompson, L (1, 8) OBP: 0.273, SLG: 0.273			G4-3 1-2	G3			FC3-6 7 S 1-2f			3	0	0	0	0	0	4

	AB	31
	R	3
	H	7
	RBI	3
	BB	2
	SO	6
	LOB	11

Inning Stats	1	2	3	4	5	6	7	8	9
	R: 0 H: 0 E: 0 LOB: 0 K: 1 BB: 0 S: 5 P: 5	R: 0 H: 0 E: 0 LOB: 0 K: 2 BB: 0 S: 7 P: 7	R: 3 H: 3 E: 0 LOB: 1 K: 0 BB: 1 S: 6 P: 10	R: 0 H: 2 E: 0 LOB: 2 K: 0 BB: 0 S: 5 P: 5	R: 0 H: 0 E: 0 LOB: 0 K: 2 BB: 0 S: 7 P: 7	R: 0 H: 1 E: 0 LOB: 1 K: 0 BB: 0 S: 4 P: 4	R: 0 H: 0 E: 0 LOB: 1 K: 1 BB: 1 S: 5 P: 10	R: 0 H: 1 E: 0 LOB: 1 K: 0 BB: 0 S: 4 P: 5	

1B: 5	SF: 0
2B: 2	SAC: 0
3B: 0	DP: 0
HR: 0	HBP: 0

WP: 1	PA: 33
PB: 0	
SB: 1	
CS: 0	

PITCHER		IP	WLS	BF	H	R	ER	SO	BB	IBB	HBP	BLK	WP	HR	S	P	ERA	WHIP
38 Kyle Kendrick, R ERA: 9.0	(1, 1)	4.0	L	18	5	3	3	3	1	0	0	0	0	0	23	27	6.75	1.500
40 Michael Stutes, R ERA: 6.75	(5, 1)	1.0		3	0	0	0	2	0	0	0	0	0	0	7	7	0.00	0.000
37 Mike Adams, R ERA:	(6, 1)	1.0		4	1	0	0	0	0	0	0	0	0	0	4	4	0.00	1.000
29 Aaron Cook, R ERA: 3.38	(7, 1)	2.0		8	1	0	0	1	1	0	0	0	1	0	9	15	0.00	1.000

PITCHER	IP	WLS	BF	H	R	ER	SO	BB	IBB	HBP	BLK	WP	HR	S	P	ERA	WHIP

Tampa Bay Rays @ Philadelphia Phillies

Bright House Field, Clearwater, FL

Sat Mar 09 2013, 1:08 PM - 4:33 PM EST

Att. 11,022 - Partly Cloudy - 72 F

TOP

livebaseballscorecards.com

Batter	1	2	3	4	5	6	7	8	9	AB	R	H	RBI	BB	SO	LOB
8 Desmond Jennings, R (1, 8) OBP: 0.571, SLG: 0.467	B X 1-0 G6-3 ①		X 0-0 E7 1 HR 1-H 2-H 1B		X 0-0 F9 ②		X 0-0 38 BB 86 E 36 1B 1-2 2-3 1B	X 0-0 SH1-4 ① 1-2 2-3	X 0-0 P6 ①	2	1	1	1	0	0	0
24 Rich Thompson, L (4, 8) OBP: 0.286, SLG: 0.286										3	1	1	0	0	0	0
1 Sean Rodríguez, R (1, 3) OBP: 0.125, SLG: 0.435	X 0-0 F9 ②		B S X 1-1 2-H HR		S S S 0-3 K ③		X 0-0 E3 38 BB 36 1B 1-2 2-3 3-H	X 0-0 38 2B 2-H 3-H 1B	X 0-0 G4-3 ②	3	1	1	2	0	1	0
86 Leslie Anderson, L (6, 9) OBP: 0.433, SLG: 0.655										3	2	1	2	0	0	2
19 Ryan Roberts, R (1, 5) OBP: 0.318, SLG: 0.700	X 0-0 G1-3 ③		X 0-0 L6 ②			X 0-0 64 2B 59 SF9-6-4 1B B B B B	X 4-0 36 1B 1-2 2-3 3-H BB	X 0-0 64 HR 2-H 2B	X 0-0 1B	3	1	1	0	0	0	0
38 Robinson Chirinos, R (6, 2) OBP: 0.500, SLG: 0.429										2	1	2	2	1	0	0
63 Craig Albernaz, R (9, 2)										0	0	0	0	0	0	0
64 Shelley Duncan, R (1, 10) OBP: 0.222, SLG: 0.462		X 0-0 G6-3 ① S S S	0-3 K ③			X 0-0 1-3 2B S S S	0-3 K ①	B B B S S X 3-2 2-H HR	S S 0-3 K ③	6	1	2	2	0	3	4
60 Wil Myers, R (1, 7) OBP: 0.333, SLG: 0.458		X 0-0 G4-3 ②		X 0-0 59 G6-3 2B		S S S 0-3 K ①	X 0-0 F7 ②	X 0-0 G4-3 ②		3	0	1	0	0	1	2
26 Stephen Vogt, L (6, 7) OBP: 0.300, SLG: 0.400										2	0	0	0	0	0	3
10 Brandon Guyer, R (1, 9) OBP: 0.357, SLG: 0.333		X 0-0 F9 ③		S S S 0-3 K ①		B B B B 4-0 59 SF9-6-4 BB	X 0-0 1-2 2-H 3-H 1B	B B B B 4-0 69 BB 87 1B BB		2	0	0	0	1	1	1
36 Hak-Ju Lee, L (6, 6) OBP: 0.375, SLG: 0.231										1	1	1	2	1	0	0
59 Jose Lobaton, S (1, 2) OBP: 0.316, SLG: 0.250			X 0-0 68 1B 8 1B 1B	X 0-0 G6-3 ② 2-3		X 0-0 ②③ SF9-6-4 1-2 3-H	X 0-0 ③ F7	B B B 4-0 87 1B 1-2 BB		2	1	1	1	0	0	1
69 Nick Weglarz, L (6, 3)										1	0	0	0	1	0	2
7 Mike Fontenot, L (1, 4) OBP: 0.393, SLG: 0.304			X 0-0 F7 ① S S S 0-3 K ③				X 0-0 24 1B 68 HBP 86 E 1B	E4 24 SH1-4 68 1B 86 1B 1-3 2-H 1B		3	1	1	0	0	1	2
87 Cole Figueroa, L (7, 4) OBP: 0.444, SLG: 0.588										2	1	1	1	0	0	0
68 Shawn O'Malley, S (1, 6) OBP: 0.385, SLG: 0.333			X 0-0 8 1B 8 E 1-2 1B		X 0-0 F8 ①		H 1-0 86 E 24 1B 38 BB 1-2 HBP	0-0 24 SH1-4 86 1B 1-2 1B	X 0-0 G3 ②	4	3	2	0	0	0	2
(1, 6) (6, 5)																

| Inning Stats | | | | | | | | | | | | | | | |

Batter	1	2	3	4	5	6	7	8	9	AB	R	H	RBI	BB	SO	LOB
2 Ben Revere, L (1, 8) OBP: 0.385, SLG: 0.405	13 SH1-3 26 FC4-2 2B		13 FC4-6 1B 1-2		B3	1-2 2-H 1B	F8			4	0	3	1	0	0	0
43 Ender Inciarte, L (7, 8) OBP: 0.538, SLG: 0.333										1	0	0	0	0	0	2
13 Freddy Galvis, S (1, 5) OBP: 0.278, SLG: 0.514	SH1-3 2-3		FC4-6 1-2f 2-3		2B	K		G6-3		4	0	1	0	0	1	4
26 Chase Utley, L (1, 4) OBP: 0.370, SLG: 0.238	FC4-2 3-H		K		G3		E3 9 19 1B 1B	F9		4	1	0	0	0	1	4
7 Michael Martinez, S (8, 4) OBP: 0.154, SLG: 0.231										1	0	0	0	0	0	0
6 Ryan Howard, L (1, 3) OBP: 0.385, SLG: 0.778	K2-3			HR		G3-1	F8	G1-4-3		3	1	1	1	0	1	1
15 John Mayberry Jr., R (7, 3) OBP: 0.293, SLG: 0.368										2	0	0	0	0	0	1
9 Domonic Brown, L (1, 7) OBP: 0.523, SLG: 0.730		G4-3	F8			19 1B 25 SF9 1B	72 1B 19 1B 12 1B 1-2 1B		F9	4	2	2	0	0	0	0
71 Jermaine Mitchell, L (8, 7) OBP: 0.444, SLG: 0.875										1	0	0	0	0	0	0
19 Laynce Nix, L (1, 9) OBP: 0.240, SLG: 0.174		G4-3	G6-3			12 1B 1-3 1B	72 1B 12 1B 1-2 2-H 1B		K	5	2	2	1	0	1	0
72 Cody Asche, L (1, 10) OBP: 0.438, SLG: 0.500	K		2B			12 1B 2 1B BB 4-0	12 1B 1-2 2-3 1B		P5	4	1	2	0	1	1	0
25 Yuniesky Betancourt, R (1, 6) OBP: 0.370, SLG: 0.375			G5-3	P3		SF9 3-H	P4			3	0	0	1	0	0	4
12 Humberto Quintero, R (1, 2) OBP: 0.333, SLG: 0.300			13 FC4-6 2 1B 1B		G3	2 1B 1-2 2-H 1B	1-3 2-H 3-H 1B			4	0	3	3	0	0	0
Inning Stats	R: 0 E: 0 K: 1 S: 6 H: 1 LOB: 1 BB: 0 P: 6	R: 0 E: 0 K: 1 S: 5 H: 0 LOB: 0 BB: 0 P: 5	R: 0 E: 0 K: 1 S: 7 H: 2 LOB: 2 BB: 0 P: 7	R: 1 E: 0 K: 0 S: 6 H: 2 LOB: 1 BB: 0 P: 6	R: 0 E: 0 K: 0 S: 4 H: 1 LOB: 1 BB: 0 P: 4	R: 3 E: 0 K: 1 S: 9 H: 4 LOB: 2 BB: 1 P: 13	R: 3 E: 1 K: 0 S: 8 H: 4 LOB: 2 BB: 0 P: 8	R: 0 E: 0 K: 0 S: 3 H: 0 LOB: 0 BB: 0 P: 3	R: 0 E: 0 K: 1 S: 5 H: 0 LOB: 0 BB: 0 P: 5	1B: 10 2B: 3 3B: 0 HR: 1	SF: 1 SAC: 1 DP: 0 HBP: 0						

BOTTOM

Tampa Bay Rays @ Philadelphia Phillies

Bright House Field, Clearwater, FL

Sat Mar 09 2013, 1:08 PM - 4:33 PM EST

Att. 11,022 - Partly Cloudy - 72 F

livebaseballscorecards.com

AB	40
R	7
H	14
RBI	7
BB	1
SO	5
LOB	16

WP: 0 PB: 0 SB: 0 CS: 0 PA: 43

PITCHER		IP	WLS	BF	H	R	ER	SO	BB	IBB	HBP	BLK	WP	HR	S	P	ERA	WHIP
34 Jeff Niemann, R ERA: 2.16	(1, 1)	3.2	W	15	4	1	1	3	0	0	0	0	0	1	22	22	2.46	1.091
49 Dane De La Rosa, R ERA:	(4, 1)	0.1		2	1	0	0	0	0	0	0	0	0	0	2	2	0.00	3.000
58 Jeremy Hellickson, R ERA: 5.4	(5, 1)	2.0	H	12	5	3	3	1	1	0	0	0	0	0	13	17	13.50	3.000
37 Alex Colomé, R ERA: 9.64	(7, 1)	1.0		8	4	3	0	0	0	0	0	0	0	0	8	8	0.00	4.000
51 Felipe Vázquez, L ERA: 4.15	(8, 1)	1.0		3	0	0	0	0	0	0	0	0	0	0	3	3	0.00	0.000

PITCHER		IP	WLS	BF	H	R	ER	SO	BB	IBB	HBP	BLK	WP	HR	S	P	ERA	WHIP
75 Kirby Yates, R ERA:	(9, 1)	1.0		3	0	0	0	1	0	0	0	0	0	0	5	5	0.00	0.000

Boston Red Sox @ Tampa Bay Rays

Charlotte Sports Park, Port Charlotte, FL

Sun Mar 10 2013, 1:10 PM - 4:14 PM EDT

Att. 7,069 - Sunny - 74 F

TOP

livebaseballscorecards.com

Batter	1	2	3	4	5	6	7	8	9	AB	R	H	RBI	BB	SO	LOB
2 Jacoby Ellsbury, L (1, 8) OBP: 0.320, SLG: 0.273	G4-3		BB	CS	K		G6-3		K	2	0	0	0	1	1	0
26 Shannon Wilkerson, R (6, 8)										2	0	0	0	0	1	2
15 Dustin Pedroia, R (1, 4) OBP: 0.385, SLG: 0.478	G5-3		K		G6-3		80 WP 80 2B BB		1B	3	0	0	0	0	1	1
19 Ryan Dent, R (6, 4) OBP: 0.429, SLG: 0.333										1	1	1	0	1	0	0
29 Daniel Nava, S (1, 7) OBP: 0.346, SLG: 0.273	1B			25 1B 3 HR BB	F9		1-H 3-H 2B		K	2	1	1	0	1	0	0
80 Jeremy Hazelbaker, L (6, 7) OBP: 0.438, SLG: 0.500										2	0	1	1	0	1	1
20 Ryan Lavarnway, R (1, 10) OBP: 0.182, SLG: 0.190	F9			P6		K BB				3	0	0	0	0	1	2
71 Mark Hamilton, L (7, PH) OBP: 0.333, SLG: 0.235										0	0	0	0	1	0	0
(7, 10)																
25 Ryan Sweeney, L (1, 9) OBP: 0.400, SLG: 0.280		L9		3 HR 1-2 1B		F8	K			3	1	1	0	0	0	0
75 J.C. Linares, R (6, 9) OBP: 0.375, SLG: 0.545										1	0	0	0	0	1	2
3 David Ross, R (1, 2) OBP: 0.214, SLG: 0.333		F8		1-H 2-H HR		K		K	K	3	1	1	3	0	1	0
70 Christian Vázquez, R (7, 2) OBP: 0.267, SLG: 0.286										1	0	0	0	0	1	0
35 Lyle Overbay, L (1, 3) OBP: 0.370, SLG: 0.478		F8		23 E 1B			44 BB 23 1B 1B		K	3	0	2	0	0	0	0
50 Mauro Gomez, R (7, PR) OBP: 0.333, SLG: 0.250										1	1	0	0	0	1	0
(7, 3)																
44 Drew Sutton, S (1, 5) OBP: 0.480, SLG: 0.294			P3	K			26 G6-3 23 1B 80 WP 1-2 BB		F7	2	0	0	0	1	1	1
26 Brock Holt, L (7, PR) OBP: 0.241, SLG: 0.185										1	1	0	0	0	0	0
(7, 5)																
23 Pedro Ciriaco, R (1, 6) OBP: 0.308, SLG: 0.400			G5-3	E6 2 CS 1-3			26 G6-3 1-2 2-H 1B		P3	3	0	1	1	0	0	1
76 Jonathan Diaz, R (7, PR) OBP: 0.316, SLG: 0.200										1	0	0	0	0	0	0
(7, 6)																
Inning Stats	R: 0 E: 0 K: 0 S: 4 H: 1 LOB: 1 BB: 0 P: 5	R: 0 E: 0 K: 0 S: 3 H: 0 LOB: 0 BB: 0 P: 3	R: 0 E: 0 K: 1 S: 5 H: 0 LOB: 1 BB: 1 P: 9	R: 3 E: 1 K: 1 S: 10 H: 3 LOB: 1 BB: 1 P: 16	R: 0 E: 0 K: 1 S: 5 H: 0 LOB: 0 BB: 0 P: 5	R: 0 E: 0 K: 2 S: 7 H: 0 LOB: 0 BB: 0 P: 7	R: 3 E: 0 K: 1 S: 7 H: 3 LOB: 2 BB: 3 P: 20	R: 0 E: 0 K: 2 S: 7 H: 0 LOB: 0 BB: 0 P: 7	R: 0 E: 0 K: 2 S: 8 H: 1 LOB: 1 BB: 0 P: 8	1B: 6 2B: 1 3B: 0 HR: 1	SF: 0 SAC: 0 DP: 1 HBP: 0						

AB	34
R	6
H	8
RBI	5
BB	5
SO	10
LOB	10

WP: 1 PB: 0 SB: 0 CS: 1 PA: 40

PITCHER		IP	WLS	BF	H	R	ER	SO	BB	IBB	HBP	BLK	WP	HR	S	P	ERA	WHIP
55 Matt Moore, L ERA: 8.22	(1, 1)	3.2	L	17	4	3	3	2	2	0	0	0	0	1	21	31	7.36	1.636
74 Adam Liberatore, L ERA: 2.7	(4, 1)	0.2		2	0	0	0	1	0	0	0	0	0	0	4	5	0.00	0.000
52 Josh Lueke, R ERA: 1.29	(5, 1)	1.2		5	0	0	0	2	0	0	0	0	0	0	9	9	0.00	0.000
85 Juan Sandoval, R ERA: 6.75	(7, 1)	1.0		8	3	3	3	1	3	0	0	0	1	0	7	20	27.00	6.000
72 Will Inman, R ERA:	(8, 1)	1.0		3	0	0	0	2	0	0	0	0	0	0	7	7	0.00	0.000

PITCHER		IP	WLS	BF	H	R	ER	SO	BB	IBB	HBP	BLK	WP	HR	S	P	ERA	WHIP
45 Enny Romero, L ERA:	(9, 1)	1.0		4	1	0	0	2	0	0	0	0	0	0	8	8	0.00	1.000

Boston Red Sox @ Tampa Bay Rays

Charlotte Sports Park, Port Charlotte, FL

Sun Mar 10 2013, 1:10 PM - 4:14 PM EDT

Att. 7,069 - Sunny - 74 F

BOTTOM

Batter	1	2	3	4	5	6	7	8	9	AB	R	H	RBI	BB	SO	LOB
11 Yunel Escobar, R (1, 6) OBP: 0.360, SLG: 0.565	G5-3		3 SF8 2 E, 1-2, 3-H, 1B		G5-3			F9		3	0	1	1	0	0	0
60 Wil Myers, R (7, 9) OBP: 0.321, SLG: 0.440										1	0	0	0	0	0	0
2 Kelly Johnson, L (1, 4) OBP: 0.292, SLG: 0.238	F8		B 2 SAFE B B B, 1-2, 2-3, 20 S, BB		SSS K			F8		2	0	0	0	1	1	0
7 Mike Fontenot, L (7, 5) OBP: 0.379, SLG: 0.292										1	0	0	0	0	0	0
3 Evan Longoria, R (1, 5) OBP: 0.400, SLG: 0.500	G5-3		SF8, 2-3, 3-H			F9			G5-3	2	0	0	1	0	0	0
64 Shelley Duncan, R (7, 3) OBP: 0.214, SLG: 0.444										1	0	0	0	0	0	0
20 Matt Joyce, L (1, 9) OBP: 0.423, SLG: 0.429		G6-3	B X, F7, 1-2			G4-3			B B B B, 36 FC4-6, BB	3	0	0	0	0	0	2
87 Cole Figueroa, L (7, 4) OBP: 0.474, SLG: 0.588										0	0	0	0	1	0	0
21 James Loney, L (1, 3) OBP: 0.269, SLG: 0.280		G4-3		1B		SSS K			FC4-6, 1-2f	3	0	1	0	0	1	0
36 Hak-Ju Lee, L (7, 6) OBP: 0.353, SLG: 0.214										1	0	0	0	0	0	1
16 Chris Gimenez, R (1, 2) OBP: 0.500, SLG: 0.727		F8		F9			15 CS, 1B		SSS K2-3	3	0	1	0	0	0	1
10 Brandon Guyer, R (7, PR) (8, 7) OBP: 0.333, SLG: 0.308										1	0	0	0	0	1	1
15 Jack Cust, L (1, 10) OBP: 0.300, SLG: 0.235			CCC K, SSS K	K			SSS K, 1-2			3	0	0	0	0	3	2
86 Leslie Anderson, L (1, 7) OBP: 0.424, SLG: 0.625			1 1B, 11 1B, 1B	P5			G4-3			3	1	1	0	0	0	2
26 Stephen Vogt, L (8, 2) OBP: 0.300, SLG: 0.400										0	0	0	0	0	0	0
1 Sean Rodríguez, R (1, 8) OBP: 0.148, SLG: 0.423			2 E, 11 1B, 3 SF8, 1-3, 1B		G1-3			G1-3		3	1	1	0	0	0	0
Inning Stats	R: 0 E: 0 K: 0 S: 3 H: 0 LOB: 0 BB: 0 P: 3	R: 0 E: 0 K: 0 S: 3 H: 0 LOB: 0 BB: 0 P: 3	R: 2 E: 1 K: 1 S: 8 H: 3 LOB: 2 BB: 1 P: 13	R: 0 E: 0 K: 1 S: 6 H: 1 LOB: 1 BB: 0 P: 6	R: 0 E: 0 K: 1 S: 5 H: 0 LOB: 0 BB: 0 P: 5	R: 0 E: 0 K: 1 S: 5 H: 0 LOB: 0 BB: 0 P: 5	R: 0 E: 0 K: 1 S: 5 H: 1 LOB: 1 BB: 0 P: 5	R: 0 E: 0 K: 0 S: 3 H: 0 LOB: 0 BB: 0 P: 3	R: 0 E: 0 K: 1 S: 5 H: 0 LOB: 1 BB: 1 P: 9	1B: 5 2B: 1 3B: 0 HR: 0	SF: 1 SAC: 0 DP: 1 HBP: 0						

livebaseballscorecards.com

AB	30
R	2
H	5
RBI	2
BB	2
SO	6
LOB	9

WP: 0 PB: 0 SB: 1 CS: 1 PA: 33

PITCHER	IP	WLS	BF	H	R	ER	SO	BB	IBB	HBP	BLK	WP	HR	S	P	ERA	WHIP
41 John Lackey, R (1, 1) ERA: 8.1	3.2	W	16	4	2	2	2	1	0	0	0	0	0	19	24	4.91	1.364
59 Clayton Mortensen, R (4, 1) ERA: 6.23	1.1	H	4	0	0	0	1	0	0	0	0	0	0	6	6	0.00	0.000
19 Koji Uehara, R (6, 1) ERA:	1.0	H	3	0	0	0	1	0	0	0	0	0	0	5	5	0.00	0.000
51 Daniel Bard, R (7, 1) ERA:	1.0		3	1	0	0	1	0	0	0	0	0	0	5	5	0.00	1.000
36 Junichi Tazawa, R (8, 1) ERA: 3.38	1.0		3	0	0	0	0	0	0	0	0	0	0	3	3	0.00	0.000

PITCHER	IP	WLS	BF	H	R	ER	SO	BB	IBB	HBP	BLK	WP	HR	S	P	ERA	WHIP
67 Steven Wright, R (9, 1) ERA: 8.59	1.0		4	0	0	0	1	1	0	0	0	0	0	5	9	0.00	1.000

Batter	1	2	3	4	5	6	7	8	9	10	AB	R	H	RBI	BB	SO	LOB
32 Aaron Hicks, S (1, 8) OBP: 0.378, SLG: 0.800	K		G4-3		F8		K			1 3B 2B	3	0	0	0	0	1	0
11 Clete Thomas, L (6, 8) OBP: 0.333, SLG: 0.391											2	1	1	0	0	1	1
5 Eduardo Escobar, S (1, 6) OBP: 0.375, SLG: 0.400	G4-3		78 CS 1B		K2-3			G5-3		80 SF8 2-H 3B	3	0	1	0	0	1	0
1 Ray Olmedo, S (6, 6) OBP: 0.375, SLG: 0.583											2	1	1	1	0	0	0
8 Jamey Carroll, R (1, 5) OBP: 0.393, SLG: 0.333	G5-3		F8			12 G5-4-3 78 HBP 1B		G5-3		SF8 3-H	3	0	1	0	0	0	1
80 Mark Sobolewski, R (7, 5) OBP: 0.261, SLG: 0.381											1	0	0	1	0	0	0
78 Oswaldo Arcia, L (1, 10) OBP: 0.375, SLG: 0.429		12 E 2B	CS 1-2	13 WP 12 HBP 19 SF9 1B		12 G5-4-3 1-2 HBP	K	K		K	4	2	2	0	0	2	0
12 Joe Benson, R (1, 9) OBP: 0.262, SLG: 0.257		E6 13 1B 2-H		19 SF9 13 WP 1-2 HBP		G5-4-3 1-2f 2-3			77 3B 3B	BB	3	2	1	0	1	0	2
13 Jeff Clement, L (1, 3) OBP: 0.300, SLG: 0.259		19 1B 2-H 1B	K 1-2 2-3			K			P6 3-H 3B	K	3	0	1	1	0	2	3
77 Eric Fryer, R (7, 2) OBP: 0.375, SLG: 0.857											2	0	1	1	0	1	1
19 Darin Mastroianni, R (1, 7) OBP: 0.450, SLG: 0.588											1	0	1	1	0	0	0
48 Brandon Boggs, S (6, 7) OBP: 0.194, SLG: 0.371		2 G5-4-3 1-2 1B		SF9 2-3 3-H			2 S 1B				2	0	1	0	0	0	1
84 Dan Rohlfing, R (1, 2) OBP: 0.400, SLG: 0.588 (7, 3)		F8		K			F8		G4-3		3	0	0	0	0	1	4
26 Brian Dinkelman, L (9, PH) OBP: 0.250, SLG: 0.125 (9, 3)											1	0	0	0	0	0	1
2 Brian Dozier, R (1, 4) OBP: 0.314, SLG: 0.323		G5-4-3 1-2f			G1-6-3		G5-3 1-2		G1-3		4	0	0	0	0	0	4
Inning Stats	R: 0 E: 0 K: 1 S: 5 / H: 0 LOB: 0 BB: 0 P: 5	R: 2 E: 1 K: 0 S: 6 / H: 3 LOB: 1 BB: 0 P: 6	R: 0 E: 0 K: 0 S: 4 / H: 1 LOB: 0 BB: 0 P: 4	R: 1 E: 0 K: 2 S: 8 / H: 1 LOB: 1 BB: 0 P: 10	R: 0 E: 0 K: 1 S: 5 / H: 0 LOB: 0 BB: 0 P: 5	R: 0 E: 0 K: 1 S: 5 / H: 1 LOB: 1 BB: 0 P: 6	R: 0 E: 0 K: 1 S: 6 / H: 1 LOB: 1 BB: 0 P: 7	R: 0 E: 0 K: 1 S: 5 / H: 0 LOB: 0 BB: 0 P: 5	R: 1 E: 0 K: 0 S: 5 / H: 2 LOB: 1 BB: 0 P: 5	R: 2 E: 0 K: 2 S: 9 / H: 2 LOB: 1 BB: 1 P: 13	1B: 6 2B: 2 3B: 3 HR: 0	SF: 2 SAC: 0 DP: 2 HBP: 2						

TOP

Minnesota Twins @ Tampa Bay Rays

Charlotte Sports Park, Port Charlotte, FL

Mon Mar 11 2013, 7:08 PM - 10:25 PM EDT

Att. 5,017 - Partly Cloudy - 78 F

livebaseballscorecards.com

AB	37
R	6
H	11
RBI	5
BB	1
SO	9
LOB	18

WP: 1 PA: 43
PB: 0
SB: 1
CS: 1

PITCHER		IP	WLS	BF	H	R	ER	SO	BB	IBB	HBP	BLK	WP	HR	S	P	ERA	WHIP
40 Roberto Hernandez, R ERA: 3.6	(1, 1)	4.0		17	5	3	2	3	0	0	1	0	1	0	23	25	4.50	1.250
35 Jamey Wright, R ERA: 5.4	(5, 1)	1.0		3	0	0	0	1	0	0	0	0	0	0	5	5	0.00	0.000
43 Kyle Farnsworth, R ERA:	(6, 1)	1.0		4	1	0	0	1	0	0	1	0	0	0	5	6	0.00	1.000
62 Joel Peralta, R ERA:	(7, 1)	1.0		4	1	0	0	1	0	0	0	0	0	0	6	7	0.00	1.000
57 Jake McGee, L ERA: 6.23	(8, 1)	1.0		3	0	0	0	1	0	0	0	0	0	0	5	5	0.00	0.000

PITCHER		IP	WLS	BF	H	R	ER	SO	BB	IBB	HBP	BLK	WP	HR	S	P	ERA	WHIP
73 J.D. Martin, R ERA: 6.0	(9, 1)	1.0	L	7	4	3	3	0	0	0	0	0	0	0	7	7	27.00	4.000
75 Kirby Yates, R ERA:	(10, 1)	1.0		4	0	0	0	2	1	0	0	0	0	0	7	11	0.00	1.000

Minnesota Twins @ Tampa Bay Rays

Charlotte Sports Park, Port Charlotte, FL

Mon Mar 11 2013, 7:08 PM - 10:25 PM EDT

Att. 5,017 - Partly Cloudy - 78 F

livebaseballscorecards.com

BOTTOM

Batter	1	2	3	4	5	6	7	8	9	10	AB	R	H	RBI	BB	SO	LOB
8 Desmond Jennings, R (1, 8) OBP: 0.583, SLG: 0.529 60 Wil Myers, R (7, 9) OBP: 0.333, SLG: 0.423	3 2B 2B		BBBB 4-0 3 G6-4-3 BB		X 0-0 ② F9	X 0-0 ③ G5-3		BBBB 4-0 1-2 BB			2 1 1 0 1 0 1 1 0 0 0 1 0 0						
2 Kelly Johnson, L (1, 7) OBP: 0.296, SLG: 0.217 16 Chris Gimenez, R (7, 3) OBP: 0.462, SLG: 0.667	CCC 0-3 ① K		X 0-0 ① F7		BBBB 4-0 3 2B 1-2 BB			SSS 0-3 ① K	SSS 0-3 ③ K		2 0 0 0 1 1 2 2 0 0 0 0 2 2						
3 Evan Longoria, R (1, 5) OBP: 0.435, SLG: 0.619 66 Jason Bourgeois, R (7, 8) OBP: 0.455, SLG: 0.389	X 0-0 20 G4-3 2-H 2B		X 0-0 ②③ G6-4-3 1-2f		X 0-0 1-3 2-H 2B			X 0-0 7 S 10 1B 1B		X 0-0 ① G4-3	3 0 2 2 0 0 1 2 1 1 0 0 0 0						
20 Matt Joyce, L (1, 9) OBP: 0.379, SLG: 0.375 7 Mike Fontenot, L (7, 6) OBP: 0.387, SLG: 0.280	X 0-0 ② G4-3 2-3			X 0-0 ① F8	SSS 0-3 ③ K			SSS 0-3 ② K 1-3		BBBB 4-0 10 1B BB	3 0 0 0 0 1 3 1 0 0 0 1 1 1						
11 Yunel Escobar, R (1, 6) OBP: 0.321, SLG: 0.500 10 Brandon Guyer, R (7, 7) OBP: 0.412, SLG: 0.400	X 0-0 ③ G1-3			X 0-0 ② G6-3		SSS 0-3 ① K		X 0-0 3-H 1B		X 0-0 1-2 1B	3 0 0 0 0 1 1 2 0 2 1 0 0 0						
30 Luke Scott, L (1, 10) OBP: 0.400, SLG: 0.714 26 Stephen Vogt, L (8, PH) OBP: 0.273, SLG: 0.364 (9, 10)		CFX 0-2 HR		X 0-0 2B		X 0-0 ② G3-1		X 0-0 ③ G4-3		CCC 0-3 ② K	3 1 2 1 0 0 0 2 0 0 0 0 1 3						
19 Ryan Roberts, R (1, 4) OBP: 0.280, SLG: 0.609 87 Cole Figueroa, L (7, 5) OBP: 0.429, SLG: 0.526	X 0-0 ① F8		CCC 0-3 ③ K			SSS 0-3 ③ K			X 0-0 ① G3	SSS 0-3 ③ K	3 0 0 0 0 2 1 2 0 0 0 0 1 2						
21 James Loney, L (1, 3) OBP: 0.321, SLG: 0.333 1 Sean Rodríguez, R (7, 4) OBP: 0.138, SLG: 0.393	X 0-0 59 G4-6-3 1B				X 0-0 2 BB 3 2B 1B		SSS 0-3 ① K		X 0-0 ② P5		2 1 2 0 0 0 0 2 0 0 0 0 1 0						
59 Jose Lobaton, S (1, 2) OBP: 0.286, SLG: 0.222 67 Mark Thomas, R (7, 2) OBP: 0.222, SLG: 0.556	X 0-0 ②③ G4-6-3 1-2f				CCC 0-3 ① K		X 0-0 ② G4-3		X 0-0 60 BB 1B		2 0 0 0 0 1 2 2 0 1 0 0 0 0						
Inning Stats	R: 1 H: 2 E: 0 LOB: 1 K: 1 BB: 0 S: 7 P: 7	R: 1 H: 2 E: 0 LOB: 0 K: 0 BB: 0 S: 6 P: 6	R: 0 H: 0 E: 0 LOB: 0 K: 0 BB: 1 S: 2 P: 6	R: 0 H: 1 E: 0 LOB: 1 K: 1 BB: 0 S: 6 P: 6	R: 1 H: 2 E: 0 LOB: 2 K: 2 BB: 1 S: 9 P: 13	R: 0 H: 0 E: 0 LOB: 0 K: 2 BB: 0 S: 7 P: 7	R: 0 H: 0 E: 0 LOB: 0 K: 1 BB: 0 S: 5 P: 5	R: 1 H: 2 E: 0 LOB: 1 K: 2 BB: 0 S: 9 P: 9	R: 0 H: 1 E: 0 LOB: 2 K: 1 BB: 1 S: 6 P: 10	R: 0 H: 1 E: 0 LOB: 2 K: 2 BB: 1 S: 8 P: 12	1B: 6 SF: 0 2B: 4 SAC: 0 3B: 0 DP: 2 HR: 1 HBP: 0						

PITCHER		IP	WLS	BF	H	R	ER	SO	BB	IBB	HBP	BLK	WP	HR	S	P	ERA	WHIP
49 Vance Worley, R	(1, 1)	4.0		16	5	2	2	2	1	0	0	0	0	1	21	25	4.50	1.500
ERA: 5.63																		
57 Ryan Pressly, R	(5, 1)	1.0	B	6	2	1	1	2	1	0	0	0	0	0	9	13	9.00	3.000
ERA: 1.13																		
64 Tyler Robertson, L	(6, 1)	1.0		3	0	0	0	2	0	0	0	0	0	0	7	7	0.00	0.000
ERA: 5.68																		
52 Brian Duensing, L	(7, 1)	1.0		3	0	0	0	1	0	0	0	0	0	0	5	5	0.00	0.000
ERA: 3.0																		
67 Luis Perdomo, R	(8, 1)	1.0		5	2	1	1	2	0	0	0	0	0	0	9	9	9.00	2.000
ERA: 4.5																		

PITCHER		IP	WLS	BF	H	R	ER	SO	BB	IBB	HBP	BLK	WP	HR	S	P	ERA	WHIP
39 P.J. Walters, R	(9, 1)	2.0	W	10	2	0	0	3	2	0	0	0	0	0	14	22	0.00	2.000
ERA:																		

AB	39
R	4
H	11
RBI	4
BB	4
SO	12
LOB	19

WP: 0 PA: 43
PB: 0
SB: 2
CS: 0

Batter	1	2	3	4	5	6	7	8	9	AB	R	H	RBI	BB	SO	LOB
26 Eduardo Núñez, R (1, 6) OBP: 0.242, SLG: 0.172 85 Gil Velazquez, R (7, 6) OBP: 0.333, SLG: 0.333	K		G5-3			G5-3		95 1B		3 0 0 0 0 1 1 1 0 1 0 0 0 0						
17 Jayson Nix, R (1, 5) OBP: 0.250, SLG: 0.200 95 Ronnier Mustelier, R (7, 5) OBP: 0.417, SLG: 0.571	K			K			F7	1-2 1B		3 0 0 0 0 2 0 1 0 1 0 0 0 0						
33 Travis Hafner, L (1, 10) OBP: 0.318, SLG: 0.222	G6-3			K			K	K		4 0 0 0 0 3 2						
54 Juan Rivera, R (1, 3) OBP: 0.367, SLG: 0.483 12 Dan Johnson, L (7, 3) OBP: 0.280, SLG: 0.053		29 L4-3 1B		G5-3			P3		P5	3 0 1 0 0 0 0 1 0 0 0 0 0 0						
29 Francisco Cervelli, R (1, 2) OBP: 0.346, SLG: 0.273 93 Walter Ibarra, S (8, PR) OBP: 0.500, SLG: 0.500 (8, 4)		L4-3 1-1			K			60 1B 92 FC6 1B	1B	3 0 1 0 0 1 1 1 1 1 0 0 0 0						
63 Melky Mesa, R (1, 8) OBP: 0.242, SLG: 0.387 (6, 7) (9, 9)		K			G5-3			F8	F8	4 0 0 0 0 1 2						
60 Thomas Neal, R (1, 7) OBP: 0.391, SLG: 0.524 (6, 9) 96 Addison Maruszak, R (9, PH) OBP: 0.150, SLG: 0.250 (9, 7)			77 S 1B		G5-3			92 E 92 FC6 45 1B 1-3 1B	G6-3	3 1 2 0 0 0 0 1 0 0 0 0 0 1						
78 Zoilo Almonte, S (1, 9) OBP: 0.227, SLG: 0.333 92 Slade Heathcott, L (6, 8) OBP: 0.385, SLG: 0.200			P5			K		FC6 45 1B 1-3 3-H		2 0 0 0 0 1 1 1 1 0 1 0 0 1						
77 Corban Joseph, L (1, 4) OBP: 0.286, SLG: 0.200 45 Bobby Wilson, R (8, PH) OBP: 0.286, SLG: 0.231 (8, 2)			F7 1-2			P4		1B 2-H 3-H		2 0 0 0 0 0 1 1 0 1 2 0 0 0						
Inning Stats	R: 0 H: 0 E: 0 LOB: 0 K: 2 BB: 0 S: 7 P: 7	R: 0 H: 1 E: 0 LOB: 0 K: 1 BB: 0 S: 5 P: 5	R: 0 H: 1 E: 0 LOB: 1 K: 0 BB: 0 S: 4 P: 5	R: 0 H: 0 E: 0 LOB: 0 K: 2 BB: 0 S: 7 P: 7	R: 0 H: 0 E: 0 LOB: 0 K: 1 BB: 0 S: 5 P: 5	R: 0 H: 0 E: 0 LOB: 0 K: 1 BB: 0 S: 5 P: 5	R: 0 H: 0 E: 0 LOB: 0 K: 1 BB: 0 S: 5 P: 5	R: 3 H: 5 E: 1 LOB: 2 K: 1 BB: 0 S: 10 P: 10	R: 0 H: 1 E: 0 LOB: 1 K: 0 BB: 0 S: 4 P: 4	1B: 8 SF: 0 2B: 1 SAC: 0 3B: 0 DP: 1 HR: 0 HBP: 0						

TOP

New York Yankees @ Tampa Bay Rays

Charlotte Sports Park, Port Charlotte, FL

Tue Mar 12 2013, 1:09 PM - 3:48 PM EDT

Att. 6,629 - Overcast - 69 F

livebaseballscorecards.com

AB	34
R	3
H	8
RBI	3
BB	0
SO	9
LOB	10

WP: 0 PA: 34
PB: 0
SB: 1
CS: 0

PITCHER		IP	WLS	BF	H	R	ER	SO	BB	IBB	HBP	BLK	WP	HR	S	P	ERA	WHIP
53 Alex Cobb, R ERA: 1.29	(1, 1)	5.0		16	2	0	0	6	0	0	0	0	0	0	28	29	0.00	0.400
27 Cesár Ramos, L ERA: 2.25	(6, 1)	1.0		3	0	0	0	1	0	0	0	0	0	0	5	5	0.00	0.000
47 Brandon Gomes, R ERA:	(7, 1)	1.0		3	0	0	0	1	0	0	0	0	0	0	5	5	0.00	0.000
49 Dane De La Rosa, R ERA: 2.45	(8, 1)	1.0	L	8	5	3	1	1	0	0	0	0	0	0	10	10	9.00	5.000
72 Will Inman, R ERA:	(9, 1)	1.0		4	1	0	0	0	0	0	0	0	0	0	4	4	0.00	1.000

PITCHER	IP	WLS	BF	H	R	ER	SO	BB	IBB	HBP	BLK	WP	HR	S	P	ERA	WHIP

BOTTOM

Batter	1	2	3	4	5	6	7	8	9	AB	R	H	RBI	BB	SO	LOB
8 Desmond Jennings, R (1, 8) OBP: 0.519, SLG: 0.450	F8		K			G6-3		FC6-4 66 1B 1-2f 2-3		3	0	0	0	0	1	0
38 Robinson Chirinos, R (7, 2) OBP: 0.455, SLG: 0.375										1	0	0	0	0	0	2
7 Mike Fontenot, L (1, 4) OBP: 0.371, SLG: 0.286	E6 2 F8		G3			2 WP 1B		SF9 3-H		3	0	1	1	0	0	0
2 Kelly Johnson, L (1, 3) OBP: 0.300, SLG: 0.231	F8 1-2			E9 86 1B 1B		K 1-2		1B 1-3		3	0	1	0	0	1	2
66 Jason Bourgeois, R (7, 8) OBP: 0.478, SLG: 0.421										1	0	1	0	0	0	0
86 Leslie Anderson, L (1, 10) OBP: 0.405, SLG: 0.583		F7		1 K2-3 2-3 1B		F8		F9		4	0	1	0	0	0	3
19 Ryan Roberts, R (1, 5) OBP: 0.250, SLG: 0.538		G5-3		L5			P4		2B	3	0	0	0	0	0	2
87 Cole Figueroa, L (8, 5) OBP: 0.455, SLG: 0.600										1	0	1	0	0	0	0
1 Sean Rodríguez, R (1, 7) OBP: 0.156, SLG: 0.387		60 1B 1B		K2-3 1-2			K		F7	3	0	1	0	0	2	2
26 Stephen Vogt, L (8, 7) OBP: 0.261, SLG: 0.348										1	0	0	0	0	0	1
60 Wil Myers, R (1, 9) OBP: 0.333, SLG: 0.414					G6-3		G5-3		K	3	0	1	0	0	0	0
24 Rich Thompson, L (8, 9) OBP: 0.286, SLG: 0.286										0	0	0	0	0	0	0
10 Brandon Guyer, R (9, PH) OBP: 0.389, SLG: 0.375		1-3 1B								1	0	0	0	0	1	1
16 Chris Gimenez, R (1, 2) OBP: 0.429, SLG: 0.615		F9			G6-3			38 FC6-4 36 E 7 SF9 BB	F7	2	0	0	0	0	0	2
64 Shelley Duncan, R (7, 3) OBP: 0.233, SLG: 0.429										1	1	0	0	1	0	1
36 Hak-Ju Lee, L (1, 6) OBP: 0.300, SLG: 0.176			F7		K			E5 38 FC6-4 1-2		3	0	0	0	0	1	1
Inning Stats	R: 0 E: 1 K: 0 S: 3 H: 0 LOB: 1 BB: 0 P: 4	R: 0 E: 0 K: 0 S: 6 H: 2 LOB: 2 BB: 0 P: 6	R: 0 E: 0 K: 1 S: 5 H: 0 LOB: 0 BB: 0 P: 5	R: 0 E: 1 K: 1 S: 6 H: 2 LOB: 2 BB: 0 P: 7	R: 0 E: 0 K: 1 S: 5 H: 0 LOB: 0 BB: 0 P: 5	R: 0 E: 0 K: 1 S: 6 H: 1 LOB: 1 BB: 0 P: 7	R: 0 E: 0 K: 1 S: 5 H: 0 LOB: 0 BB: 0 P: 5	R: 1 E: 1 K: 0 S: 5 H: 1 LOB: 2 BB: 1 P: 9	R: 0 E: 0 K: 1 S: 6 H: 1 LOB: 1 BB: 0 P: 6	1B: 6 2B: 1 3B: 0 HR: 0 SF: 1 SAC: 0 DP: 0 HBP: 0						

PITCHER	IP	WLS	BF	H	R	ER	SO	BB	IBB	HBP	BLK	WP	HR	S	P	ERA	WHIP
47 Iván Nova, R (1, 1) ERA: 1.0	4.0		15	4	0	0	2	0	0	0	0	0	0	20	22	0.00	1.000
Brett Marshall, R (5, 1) ERA: 2.84	3.2	W	15	2	1	0	3	1	0	0	0	1	0	20	25	0.00	0.818
53 Josh Spence, L (8, 1) ERA:	0.1	H	1	0	0	0	0	0	0	0	0	0	0	1	1	0.00	0.000
84 Matt Tracy, L (9, 1) ERA:	1.0	S	4	1	0	0	1	0	0	0	0	0	0	6	6	0.00	1.000

PITCHER	IP	WLS	BF	H	R	ER	SO	BB	IBB	HBP	BLK	WP	HR	S	P	ERA	WHIP

New York Yankees @ Tampa Bay Rays

Charlotte Sports Park, Port Charlotte, FL

Tue Mar 12 2013, 1:09 PM - 3:48 PM EDT

Att. 6,629 - Overcast - 69 F

livebaseballscorecards.com

AB	33
R	1
H	7
RBI	1
BB	1
SO	6
LOB	17

WP: 1 PA: 35
PB: 0
SB: 0
CS: 0

Batter	1	2	3	4	5	6	7	8	9	AB	R	H	RBI	BB	SO	LOB
8 Desmond Jennings, R (1, 8) OBP: 0.516, SLG: 0.435 16 Chris Gimenez, R (7, 3) OBP: 0.448, SLG: 0.615	B B B B 4-0 3 FC6-4 2 BB BB		X 0-0 ② P6		X 0-0 2 G3 1B		X 0-0 ① F7		S B B B B 4-1 ① 1-2 BB	3 0 1 0 1 0 0 0 0 0 0 1 0 0						
2 Kelly Johnson, L (1, 7) OBP: 0.324, SLG: 0.214 38 Robinson Chirinos, R (7, 2) OBP: 0.417, SLG: 0.333	B B B B 4-0 3 FC6-4 1-2 BB		B B B 4-0 3 2B BB		X 0-0 ① G3 1-2		X 0-0 ② F9		S S S 0-3 ② K	2 1 0 0 2 0 1 1 0 0 0 0 1 1						
3 Evan Longoria, R (1, 5) OBP: 0.407, SLG: 0.600 66 Jason Bourgeois, R (7, 7) OBP: 0.458, SLG: 0.400	X 0-0 ① FC6-4 11 FC6-4 1-2f 2-3		X 0-0 30 HR 1-H 2B		C C C 0-3 ② K		X 0-0 ③ G6-3		X 0-0 ③ L3	4 1 1 1 0 1 3 1 0 0 0 0 0 1						
30 Luke Scott, L (1, 10) OBP: 0.368, SLG: 0.778	S S S 0-3 ② K		X 0-0 2-H HR		X 0-0 ③ G1-3			X 0-0 ① G6-3		4 1 1 2 0 1 3						
11 Yunel Escobar, R (1, 6) OBP: 0.290, SLG: 0.448 7 Mike Fontenot, L (7, 5) OBP: 0.361, SLG: 0.276	X 0-0 ③ FC6-4 1-2f		X 0-0 ③ L1			X 0-0 ① G5-3		X 0-0 ② G3		3 0 0 0 0 0 2 1 0 0 0 0 0 0						
20 Matt Joyce, L (1, 9) OBP: 0.406, SLG: 0.444 1 Sean Rodríguez, R (7, 8) OBP: 0.182, SLG: 0.387		X 0-0 21 G3-6-1 1B		X 0-0 ① G3-1		X 0-0 21 G1-3 2B		B B B B 4-0 87 S BB		3 0 2 0 0 0 0 0 0 0 0 1 0 0						
21 James Loney, L (1, 3) OBP: 0.323, SLG: 0.310 87 Cole Figueroa, L (7, 4) OBP: 0.435, SLG: 0.571		X 0-0 ① ② G3-6-1 1-2f		B B B 4-0 19 FC5-4 BB		X 0-0 ② G1-3 2-3		S X 0-1 ③ P5 1-2		2 0 0 0 1 0 2 1 0 0 0 0 0 1						
19 Ryan Roberts, R (1, 4) OBP: 0.258, SLG: 0.500 60 Wil Myers, R (7, 9) OBP: 0.353, SLG: 0.467		X 0-0 ③ G5-3		X 0-0 ② FC5-4 1-2f		B B B B 4-0 BB			X 0-0 29 WP 29 E 2B	2 0 0 0 1 0 1 1 1 1 0 0 0 0						
59 Jose Lobaton, S (1, 2) OBP: 0.250, SLG: 0.190 29 Tim Beckham, R (7, 6) OBP: 0.278, SLG: 0.471			S S S 0-3 ① K	X 0-0 ③ F7		X 0-0 ③ F8			B X 1-0 16 CS 2-H 1B	3 0 0 0 0 1 3 1 0 1 0 0 0 0						
Inning Stats	R: 0 H: 0 E: 0 LOB: 2 K: 1 BB: 2 S: 5 P: 13	R: 0 H: 1 E: 0 LOB: 0 K: 0 BB: 0 S: 3 P: 3	R: 3 H: 2 E: 0 LOB: 0 K: 1 BB: 1 S: 7 P: 11	R: 0 H: 0 E: 0 LOB: 1 K: 0 BB: 1 S: 3 P: 7	R: 0 H: 1 E: 0 LOB: 1 K: 1 BB: 0 S: 6 P: 6	R: 0 H: 1 E: 0 LOB: 2 K: 0 BB: 1 S: 4 P: 8	R: 0 H: 0 E: 0 LOB: 0 K: 0 BB: 0 S: 3 P: 3	R: 0 H: 0 E: 0 LOB: 1 K: 0 BB: 1 S: 4 P: 8	R: 1 H: 2 E: 0 LOB: 1 K: 1 BB: 1 S: 7 P: 12	1B: 3 SF: 0 2B: 3 SAC: 0 3B: 0 DP: 1 HR: 1 HBP: 0						

TOP

Tampa Bay Rays @ Baltimore Orioles

Ed Smith Stadium, Sarasota, FL

Thu Mar 14 2013, 1:08 PM - 4:11 PM EDT

Att. 8,797 - Sunny - 61 F

livebaseballscorecards.com

AB	32
R	4
H	7
RBI	3
BB	7
SO	4
LOB	18

WP: 1 PA: 39
PB: 0
SB: 1
CS: 1

PITCHER		IP	WLS	BF	H	R	ER	SO	BB	IBB	HBP	BLK	WP	HR	S	P	ERA	WHIP
75 Kevin Gausman, R ERA: 3.48	(1, 1)	2.2		12	2	2	2	2	3	0	0	0	0	0	13	25	6.75	1.875
Mike Belfiore, L ERA: 3.12	(3, 1)	1.1		6	1	1	1	0	1	0	0	0	0	1	5	9	6.75	1.500
43 Jim Johnson, R ERA:	(5, 1)	1.0		4	1	0	0	1	0	0	0	0	0	0	6	6	0.00	1.000
56 Darren O'Day, R ERA:	(6, 1)	1.0		5	1	0	0	0	1	0	0	0	0	0	4	8	0.00	2.000
49 Dylan Bundy, R ERA: 1.13	(7, 1)	3.0	L	12	2	1	1	1	2	0	0	0	1	0	14	23	3.00	1.333

PITCHER	IP	WLS	BF	H	R	ER	SO	BB	IBB	HBP	BLK	WP	HR	S	P	ERA	WHIP

BOTTOM

Batter	1	2	3	4	5	6	7	8	9	AB	R	H	RBI	BB	SO	LOB
1 Brian Roberts, S (1, 4) OBP: 0.360, SLG: 0.542	x 0-0 ① P6	x 0-0 ③ G1-3			x 0-0 ① G4-3	x 0-0 ③ G6-3			2 SAFE x 0-0 ② P3 2-3	4	0	0	0	0	0	3
59 Luis Exposito, R (7, 2) OBP: 0.500, SLG: 0.650										1	0	0	0	0	0	1
14 Nolan Reimold, R (1, 10) OBP: 0.261, SLG: 0.476	S S S 0-3 ② K		x 0-0 ① F7		x 0-0 ① 9 BB 32 HR 1B		x 0-0 ① G6-3		B B B B 4-0 BB	3	1	1	0	0	1	0
6 Russ Canzler, R (7, PH) OBP: 0.286, SLG: 0.200 (8, 10)										1	0	0	0	1	0	0
9 Nate McLouth, L (1, 8) OBP: 0.348, SLG: 0.400	B B B B 4-0 32 S BB		x 0-0 ② B3		B B B 4-0 1-2 32 HR BB		S S S 0-3 ② K		S S S 0-3 ③ K	1	1	0	0	2	0	0
71 L.J. Hoes, R (7, 7) OBP: 0.350, SLG: 0.400										2	0	0	0	0	2	2
32 Matt Wieters, S (1, 2) OBP: 0.571, SLG: 0.944	B B B B 4-0 1-2 BB		B B B 4-0 BB		B B S S X 2-2 1-H 2-H HR		x 0-0 ③ F8			1	1	1	3	2	0	0
3 Ryan Flaherty, L (7, 6) OBP: 0.300, SLG: 0.519										1	0	0	0	0	0	0
19 Chris Davis, L (1, 3) OBP: 0.409, SLG: 0.571	S C C 0-3 ③ K		x 0-0 ③ F7		C C C 0-3 ② K			x 0-0 ① P6		3	0	0	0	0	2	3
35 Danny Valencia, R (7, 5) OBP: 0.310, SLG: 0.240										1	0	0	0	0	0	0
2 J.J. Hardy, R (1, 6) OBP: 0.182, SLG: 0.056		x 0-0 ① P4		x 0-0 ① G5-3	x 0-0 ③ G6-3			C C C 0-3 ② K		3	0	0	0	0	0	0
25 Trayvon Robinson, S (7, 8) OBP: 0.276, SLG: 0.448										1	0	0	0	0	1	0
24 Wilson Betemit, S (1, 5) OBP: 0.143, SLG: 0.263		x 0-0 72 1B 1B		C C C 0-3 ② K		B B B 4-0 72 G1-3 BB		x 0-0 ③ G5-3		2	0	1	0	1	1	0
28 Steve Pearce, R (7, 9) OBP: 0.462, SLG: 0.955										1	0	0	0	0	0	0
36 Conor Jackson, R (1, 9) OBP: 0.406, SLG: 0.733		x 0-0 ② P4		x 0-0 1B		S S S 0-3 ① K			S S S 0-3 ① K	3	0	1	0	0	1	2
45 Travis Ishikawa, L (7, 3) OBP: 0.240, SLG: 0.250										1	0	0	0	0	1	0
72 Jason Pridie, L (1, 7) OBP: 0.321, SLG: 0.593		x 0-0 1-2 1B		x 0-0 ③ F8		x 0-0 ② G1-3 1-2			x 0-0 59 E 2B	3	0	1	0	0	0	2
58 Yamaico Navarro, R (7, 4) OBP: 0.462, SLG: 0.450										1	0	1	0	0	0	0
Inning Stats	R: 0 E: 0 K: 2 S: 7 H: 0 LOB: 2 BB: 2 P: 15	R: 0 E: 0 K: 0 S: 5 H: 2 LOB: 2 BB: 0 P: 5	R: 0 E: 0 K: 0 S: 3 H: 0 LOB: 1 BB: 1 P: 7	R: 0 E: 0 K: 1 S: 6 H: 1 LOB: 1 BB: 0 P: 6	R: 3 E: 0 K: 1 S: 9 H: 2 LOB: 0 BB: 1 P: 15	R: 0 E: 0 K: 1 S: 5 H: 0 LOB: 1 BB: 1 P: 9	R: 0 E: 0 K: 1 S: 5 H: 0 LOB: 0 BB: 0 P: 5	R: 0 E: 0 K: 1 S: 5 H: 0 LOB: 0 BB: 0 P: 5	R: 0 E: 1 K: 2 S: 8 H: 1 LOB: 2 BB: 1 P: 12	1B: 4 2B: 1 3B: 0 HR: 1	SF: 0 SAC: 0 DP: 0 HBP: 0						

PITCHER	IP	WLS	BF	H	R	ER	SO	BB	IBB	HBP	BLK	WP	HR	S	P	ERA	WHIP
34 Jeff Niemann, R (1, 1) ERA: 2.13	4.1		20	4	1	1	3	3	0	0	0	0	0	23	35	2.08	1.615
85 Juan Sandoval, R (5, 1) ERA: 7.71	1.2	B	8	1	2	2	2	2	0	0	0	0	1	12	22	10.80	1.800
52 Josh Lueke, R (7, 1) ERA: 1.0	2.0	W	6	0	0	0	2	0	0	0	0	0	0	10	10	0.00	0.000
73 J.D. Martin, R (9, 1) ERA: 5.4	0.2	H	3	1	0	0	1	0	0	0	0	0	0	5	5	0.00	1.500
75 Kirby Yates, R (9, 1) ERA:	0.1	S	2	0	0	0	1	1	0	0	0	0	0	3	7	0.00	3.000

PITCHER	IP	WLS	BF	H	R	ER	SO	BB	IBB	HBP	BLK	WP	HR	S	P	ERA	WHIP

Tampa Bay Rays @ Baltimore Orioles

Ed Smith Stadium, Sarasota, FL

Thu Mar 14 2013, 1:08 PM - 4:11 PM EDT

Att. 8,797 - Sunny - 61 F

livebaseballscorecards.com

AB	33
R	3
H	6
RBI	3
BB	6
SO	9
LOB	13

WP: 0 PB: 0 SB: 1 CS: 0 PA: 39

Batter	1	2	3	4	5	6	7	8	9	10	AB	R	H	RBI	BB	SO	LOB
2 Ben Revere, L (1, 8) OBP: 0.365, SLG: 0.420	F7		10 CS 1B		G6-3			K			3	0	1	0	0	0	0
43 Ender Inciarte, L (7, 8) OBP: 0.409, SLG: 0.333											1	0	0	0	0	1	0
28 Kevin Frandsen, R (1, 4) OBP: 0.349, SLG: 0.610	K		K			10 G1-4-3 1B			F8		4	0	1	0	0	2	1
10 Michael Young, R (1, 5) OBP: 0.340, SLG: 0.409	G4-3		1-2 G6-3			G1-4-3 1-2f			F8		3	0	0	0	0	0	2
25 Yuniesky Betancourt, R (6, 5) OBP: 0.382, SLG: 0.400											1	0	0	0	0	0	0
9 Domonic Brown, L (1, 9) OBP: 0.446, SLG: 0.592		18 G6-3 18 E 1B		F8		G5-3			G4-3		3	1	1	0	0	0	0
4 Pete Orr, L (7, 9) OBP: 0.250, SLG: 0.750											1	0	0	0	0	0	0
18 Darin Ruf, R (1, 7) OBP: 0.298, SLG: 0.341		1-3 G6-3		K			P6			K	3	0	0	0	0	1	1
71 Jermaine Mitchell, L (7, 7) OBP: 0.538, SLG: 0.909											1	0	0	0	0	1	0
Carlos Ruiz, R (1, 2) OBP: 0.364, SLG: 0.444		3-H 15 WP 1B		BB			F9			K	3	0	1	1	1	1	0
15 John Mayberry Jr., R (1, 3) OBP: 0.296, SLG: 0.340		1-2 K		F9			F8			K	4	0	0	0	0	2	2
24 Josh Fields, R (1, 10) OBP: 0.276, SLG: 0.308		BB			K			K			2	0	0	0	1	2	0
13 Freddy Galvis, S (1, 6) OBP: 0.294, SLG: 0.469		K			K			G5-3			3	0	0	0	0	2	2
Inning Stats	R: 0 E: 0 K: 1 S: 5 H: 0 LOB: 0 BB: 0 P: 5	R: 1 E: 1 K: 2 S: 9 H: 2 LOB: 2 BB: 1 P: 14	R: 0 E: 0 K: 1 S: 5 H: 1 LOB: 0 BB: 0 P: 5	R: 0 E: 0 K: 1 S: 5 H: 0 LOB: 1 BB: 1 P: 9	R: 0 E: 0 K: 2 S: 7 H: 0 LOB: 0 BB: 0 P: 7	R: 0 E: 0 K: 0 S: 3 H: 1 LOB: 0 BB: 0 P: 3	R: 0 E: 0 K: 0 S: 3 H: 0 LOB: 0 BB: 0 P: 3	R: 0 E: 0 K: 2 S: 7 H: 0 LOB: 0 BB: 0 P: 7	R: 0 E: 0 K: 0 S: 3 H: 0 LOB: 0 BB: 0 P: 3	R: 0 E: 0 K: 3 S: 9 H: 0 LOB: 0 BB: 0 P: 9	1B: 4 2B: 0 3B: 0 HR: 0	SF: 0 SAC: 0 DP: 1 HBP: 0						

PITCHER	IP	WLS	BF	H	R	ER	SO	BB	IBB	HBP	BLK	WP	HR	S	P	ERA	WHIP
55 Matt Moore, L (1, 1) ERA: 4.97	5.0		19	3	1	0	7	2	0	0	0	1	0	31	40	0.00	1.000
35 Jamey Wright, R (6, 1) ERA: 4.5	1.0		3	1	0	0	0	0	0	0	0	0	0	3	3	0.00	1.000
43 Kyle Farnsworth, R (7, 1) ERA:	1.0		3	0	0	0	0	0	0	0	0	0	0	3	3	0.00	0.000
62 Joel Peralta, R (8, 1) ERA:	1.0		3	0	0	0	2	0	0	0	0	0	0	7	7	0.00	0.000
47 Brandon Gomes, R (9, 1) ERA:	2.0	W	6	0	0	0	3	0	0	0	0	0	0	12	12	0.00	0.000

PITCHER	IP	WLS	BF	H	R	ER	SO	BB	IBB	HBP	BLK	WP	HR	S	P	ERA	WHIP

TOP

Philadelphia Phillies @ Tampa Bay Rays

Charlotte Sports Park, Port Charlotte, FL

Fri Mar 15 2013, 1:08 PM - 3:46 PM EDT

Att. 6,368 - Sunny - 67 F

livebaseballscorecards.com

AB	32
R	1
H	4
RBI	1
BB	2
SO	12
LOB	8

1B: 4	SF: 0	WP: 1	PA: 34
2B: 0	SAC: 0	PB: 0	
3B: 0	DP: 1	SB: 0	
HR: 0	HBP: 0	CS: 1	

Batter	1	2	3	4	5	6	7	8	9	10	AB	R	H	RBI	BB	SO	LOB
8 Desmond Jennings, R (1, 8) OBP: 0.500, SLG: 0.423 26 Stephen Vogt, L (7, 2) OBP: 0.280, SLG: 0.480	11 G4-6-3 1B		FC5-4 1-2f			G5-3		K		1-1 1-H HR	3 2	0 1	1 1	0 2	0 0	0 1	1 0
11 Yunel Escobar, R (1, 6) OBP: 0.294, SLG: 0.438 66 Jason Bourgeois, R (7, 8) OBP: 0.440, SLG: 0.381	G4-6-3 1-2f			G6-3		3 1B 1B		G1-3			3 1	0 0	1 0	0 0	0 0	0 0	1 0
3 Evan Longoria, R (1, 5) OBP: 0.433, SLG: 0.607 Hak-Ju Lee, L (7, 6) OBP: 0.333, SLG: 0.176	L6			1B		1-3 1B			4-0 7 FC6-4 BB		3 0	0 0	2 0	0 0	0 1	0 0	0 0
64 Shelley Duncan, R (1, 10) OBP: 0.242, SLG: 0.516 15 Jack Cust, L (9, PH) OBP: 0.286, SLG: 0.222 (10, 10)		G5-3		F9			HR				3 1	1 0	1 0	1 0	0 0	0 1	1 1
19 Ryan Roberts, R (1, 3) OBP: 0.235, SLG: 0.452 7 Mike Fontenot, L (8, 4) OBP: 0.351, SLG: 0.267		K		K			G6-3			FC6-4 16 S 1-2f	3 1	0 0	0 0	0 0	0 0	2 0	1 1
2 Kelly Johnson, L (1, 4) OBP: 0.297, SLG: 0.194 16 Chris Gimenez, R (8, 3) OBP: 0.433, SLG: 0.593		K			G4-3		F7		1-0 G6-3 1-2		3 1	0 0	0 0	0 0	0 0	1 0	0 1
1 Sean Rodríguez, R (1, 7) OBP: 0.194, SLG: 0.364 86 Leslie Anderson, L (8, 7) OBP: 0.395, SLG: 0.568			G5-3		F8		BB			P5	2 1	0 0	0 0	0 0	1 0	0 0	0 0
60 Wil Myers, R (1, 9) OBP: 0.316, SLG: 0.412			G5-3		K		P4			K	4	0	0	0	0	2	1
59 Jose Lobaton, S (1, 2) OBP: 0.269, SLG: 0.182 87 Cole Figueroa, L (7, 5) OBP: 0.440, SLG: 0.545 24 Rich Thompson, L (10, PR) OBP: 0.286, SLG: 0.286			8 FC5-4 BB			F9		G4-3		26 HR BB	1 1 0	0 0 1	0 0 0	0 0 0	1 1 0	0 0 0	0 0 0
Inning Stats	R: 0 E: 0 S: 3 H: 1 LOB: 0 BB: 0 P: 3	R: 0 E: 0 S: 7 H: 0 LOB: 0 BB: 0 P: 7	R: 0 E: 0 S: 3 H: 0 LOB: 1 BB: 1 P: 7	R: 0 E: 0 S: 6 H: 1 LOB: 1 BB: 0 P: 6	R: 0 E: 0 S: 5 H: 0 LOB: 0 BB: 0 P: 5	R: 0 E: 0 K: 0 S: 4 H: 2 LOB: 2 BB: 0 P: 4	R: 1 E: 0 K: 0 S: 4 H: 1 LOB: 1 BB: 1 P: 8	R: 0 E: 0 K: 1 S: 5 H: 0 LOB: 0 BB: 0 P: 5	R: 0 E: 0 K: 1 S: 5 H: 0 LOB: 1 BB: 1 P: 10	R: 2 E: 0 K: 1 S: 6 H: 1 LOB: 1 BB: 1 P: 11	1B: 4 2B: 0 3B: 0 HR: 2	SF: 0 SAC: 0 DP: 1 HBP: 0	WP: 0 PB: 0 SB: 1 CS: 0	PA: 37				

PITCHER		IP	WLS	BF	H	R	ER	SO	BB	IBB	HBP	BLK	WP	HR	S	P	ERA	WHIP
27 John Lannan, L ERA: 3.21	(1, 1)	5.0		17	2	0	0	4	1	0	0	0	0	0	24	28	0.00	0.600
79 Justin De Fratus, R ERA: 6.0	(6, 1)	2.0	B	9	3	1	1	0	1	0	0	0	0	1	8	12	4.50	2.000
47 Jeremy Horst, L ERA: 8.64	(8, 1)	1.0		3	0	0	0	1	0	0	0	0	0	0	5	5	0.00	0.000
59 Antonio Bastardo, L ERA: 3.18	(9, 1)	1.0		4	0	0	0	1	1	0	0	0	0	0	5	10	0.00	1.000
48 Jay Johnson, L ERA: 27.0	(10, 1)	0.2	L	4	1	2	2	1	1	0	0	0	0	1	6	11	27.00	3.000

PITCHER	IP	WLS	BF	H	R	ER	SO	BB	IBB	HBP	BLK	WP	HR	S	P	ERA	WHIP

BOTTOM

Philadelphia Phillies @ Tampa Bay Rays

Charlotte Sports Park, Port Charlotte, FL

Fri Mar 15 2013, 1:08 PM - 3:46 PM EDT

Att. 6,368 - Sunny - 67 F

livebaseballscorecards.com

AB	33
R	3
H	6
RBI	3
BB	4
SO	7
LOB	8

Boston Red Sox @ Tampa Bay Rays

Charlotte Sports Park, Port Charlotte, FL

Sat Mar 16 2013, 1:06 PM - 4:01 PM EDT

Att. 6,814 - Sunny - 73 F

TOP

livebaseballscorecards.com

Batter	1	2	3	4	5	6	7	8	9	AB	R	H	RBI	BB	SO	LOB
26 Brock Holt, L (1, 4) OBP: 0.238, SLG: 0.275	G4-3	F7 1-2			2B	G3			K	4	0	1	0	0	0	3
13 Heiker Meneses, R (8, 4) OBP: 0.600, SLG: 0.667										1	0	0	0	0	1	1
10 Jose Iglesias, R (1, 6) OBP: 0.275, SLG: 0.474	20 G5-3 74 1B 35 1B 1B		K	G5-3		20 SF9 3B			90 2B 1-2 1B	4	2	2	0	0	1	1
15 Derrik Gibson, R (8, 6) OBP: 0.750, SLG: 0.667										1	1	1	0	0	0	0
74 Jackie Bradley Jr., L (1, 8) OBP: 0.568, SLG: 0.600	20 G5-3 35 1B 1-2 1B		G4-3		BB	G3			K	4	1	1	0	1	1	3
20 Ryan Lavarnway, R (1, 2) OBP: 0.171, SLG: 0.182	G5-3 1-2 2-3		1B		L8		SF9 3-H		50 2B 1-H 2-H 2B	3	0	1	1	0	0	4
90 Blake Swihart, S (8, 2) OBP: 1.000, SLG: 2.000										1	1	1	2	0	0	0
35 Lyle Overbay, L (1, 3) OBP: 0.351, SLG: 0.400	2-H 3-H 1B		F7			K	F7		50 2B BB	4	1	1	2	1	1	1
50 Mauro Gomez, R (1, 10) OBP: 0.282, SLG: 0.235	G6-3		K			G6-3		75 G6-4-3 1B	1-H 2-H 2B	5	0	2	2	0	1	1
44 Drew Sutton, S (1, 5) OBP: 0.438, SLG: 0.292		K	F8		75 1B 84 1B 1B			K	P4	4	1	1	0	0	2	1
19 Ryan Dent, R (8, 5) OBP: 0.333, SLG: 0.250										1	0	0	0	0	0	1
75 J.C. Linares, R (1, 7) OBP: 0.355, SLG: 0.586		E5 84 1B	K		84 1B 1-3 1B			G6-4-3 1-2f		4	1	1	0	0	1	1
92 Matty Johnson, S (8, 7)										0	0	0	0	0	0	0
84 Ronald Bermudez, R (1, 9) OBP: 0.800, SLG: 0.800		26 F7 2-H 1B			K	1-3 3-H 1B			90 2B 15 1B 1B	4	1	3	2	0	1	0

	AB	40
	R	9
	H	15
	RBI	9
	BB	2
	SO	9
	LOB	17

Inning Stats	1	2	3	4	5	6	7	8	9	1B: 11	SF: 1	WP: 0	PA: 43
R	2	1	0	0	0	1	1	0	4	2B: 3	SAC: 0	PB: 0	
E	0	1	0	0	0	0	0	0	0	3B: 1	DP: 1	SB: 0	
K	0	1	1	2	1	0	0	1	2	HR: 0	HBP: 0	CS: 0	
S	6	6	6	7	6	8	4	5	11				
LOB	0	1	0	0	1	0	0	0	1				
BB	0	0	0	0	1	0	0	0	1				
P	6	7	6	7	10	8	4	5	15				

PITCHER		IP	WLS	BF	H	R	ER	SO	BB	IBB	HBP	BLK	WP	HR	S	P	ERA	WHIP
40 Roberto Hernandez, R ERA: 3.6	(1, 1)	5.0	L	22	6	3	2	5	1	0	0	0	0	0	31	36	3.60	1.400
57 Jake McGee, L ERA: 6.75	(6, 1)	1.0		6	3	1	1	1	0	0	0	0	0	0	8	8	9.00	3.000
35 Jamey Wright, R ERA: 5.14	(7, 1)	1.0		4	1	1	1	0	0	0	0	0	0	0	4	4	9.00	1.000
27 Cesár Ramos, L ERA: 1.8	(8, 1)	1.0		3	1	0	0	1	0	0	0	0	0	0	5	5	0.00	1.000
49 Dane De La Rosa, R ERA: 10.38	(9, 1)	0.2		6	3	4	4	2	1	0	0	0	0	0	9	13	54.00	6.000

PITCHER		IP	WLS	BF	H	R	ER	SO	BB	IBB	HBP	BLK	WP	HR	S	P	ERA	WHIP
76 Matt Buschmann, R ERA: 8.1	(9, 1)	0.1		2	1	0	0	0	0	0	0	0	0	0	2	2	0.00	3.000

Boston Red Sox @ Tampa Bay Rays

Charlotte Sports Park, Port Charlotte, FL

Sat Mar 16 2013, 1:06 PM - 4:01 PM EDT

Att. 6,814 - Sunny - 73 F

BOTTOM

livebaseballscorecards.com

Batter	1	2	3	4	5	6	7	8	9	AB	R	H	RBI	BB	SO	LOB
8 Desmond Jennings, R (1, 8) OBP: 0.486, SLG: 0.414	F8		1 HR 1B		F8		K			3	1	1	0	0	0	0
Brandon Guyer, R (6, 8) OBP: 0.368, SLG: 0.353										1	0	0	0	0	1	0
1 Sean Rodríguez, R (1, 4) OBP: 0.256, SLG: 0.486	30 2B 1B		1-H HR		HBP		F7			2	1	2	2	0	0	0
26 Stephen Vogt, L (7, 2) OBP: 0.269, SLG: 0.462										1	0	0	0	0	0	0
20 Matt Joyce, L (1, 9) OBP: 0.371, SLG: 0.400	F7		G3		K			K		3	0	0	0	0	1	2
64 Shelley Duncan, R (7, 3) OBP: 0.235, SLG: 0.500										1	0	0	0	0	1	0
30 Luke Scott, L (1, 10) OBP: 0.348, SLG: 0.727	1-3 2B		F7		F9			G6-3		4	0	1	0	0	0	1
21 James Loney, L (1, 3) OBP: 0.324, SLG: 0.290	G1-3			86 2B 16 FC5-2 BB		F7		G4-3		2	0	0	0	1	0	2
7 Mike Fontenot, L (7, 5) OBP: 0.342, SLG: 0.258										1	0	0	0	0	0	0
19 Ryan Roberts, R (1, 5) OBP: 0.216, SLG: 0.412		F9		F8		F8			61 G6-3 66 G4-3 1B	3	0	0	0	0	0	1
60 Wil Myers, R (7, 9) OBP: 0.333, SLG: 0.429										1	0	1	0	0	0	0
86 Leslie Anderson, L (1, 7) OBP: 0.439, SLG: 0.650		1B		1-3 2B		2B		G4-3 1-2		3	0	3	0	0	0	0
66 Jason Bourgeois, R (7, 7) OBP: 0.423, SLG: 0.364										1	0	0	0	0	0	1
16 Chris Gimenez, R (1, 2) OBP: 0.394, SLG: 0.533		P4		FC5-2 3-H		K		G6-3 2-3		3	0	0	0	0	1	3
61 Steven Tinoco, R (7, 4)										1	0	0	0	0	0	1
87 Cole Figueroa, L (1, 6) OBP: 0.393, SLG: 0.480			G4-3	G4-3			F7		F7	3	0	0	0	0	0	2
63 Craig Albernaz, R (9, PH)										1	0	0	0	0	0	1

	AB	34
	R	2
	H	8
	RBI	2
	BB	1
	SO	4
	LOB	14

Inning Stats	1	2	3	4	5	6	7	8	9
	R: 0 H: 2 E: 0 LOB: 2 K: 0 BB: 0 S: 5 P: 5	R: 0 H: 1 E: 0 LOB: 0 K: 0 BB: 0 S: 3 P: 3	R: 2 H: 2 E: 0 LOB: 0 K: 0 BB: 0 S: 5 P: 5	R: 0 H: 1 E: 0 LOB: 2 K: 0 BB: 1 S: 4 P: 8	R: 0 H: 0 E: 0 LOB: 1 K: 1 BB: 0 S: 5 P: 6	R: 0 H: 1 E: 0 LOB: 1 K: 1 BB: 0 S: 6 P: 6	R: 0 H: 0 E: 0 LOB: 0 K: 1 BB: 0 S: 5 P: 5	R: 0 H: 0 E: 0 LOB: 0 K: 1 BB: 0 S: 5 P: 5	R: 0 H: 1 E: 0 LOB: 1 K: 0 BB: 0 S: 4 P: 4

	1B: 4	SF: 0	WP: 0	PA: 36
	2B: 3	SAC: 0	PB: 0	
	3B: 0	DP: 0	SB: 0	
	HR: 1	HBP: 1	CS: 0	

PITCHER		IP	WLS	BF	H	R	ER	SO	BB	IBB	HBP	BLK	WP	HR	S	P	ERA	WHIP
91 Alfredo Aceves, R ERA: 4.5	(1, 1)	4.1	W	20	6	2	2	0	1	0	1	0	0	1	18	23	4.15	1.615
30 Andrew Miller, L ERA: 3.18	(5, 1)	0.2	H	2	0	0	0	1	0	0	0	0	0	0	4	4	0.00	0.000
40 Andrew Bailey, R ERA: 4.5	(6, 1)	1.0	H	4	1	0	0	1	0	0	0	0	0	0	6	6	0.00	1.000
51 Daniel Bard, R ERA:	(7, 1)	1.0	H	3	0	0	0	1	0	0	0	0	0	0	5	5	0.00	0.000
88 Chris Martin, R ERA:	(8, 1)	1.0	H	3	0	0	0	1	0	0	0	0	0	0	5	5	0.00	0.000

PITCHER		IP	WLS	BF	H	R	ER	SO	BB	IBB	HBP	BLK	WP	HR	S	P	ERA	WHIP
55 Sean Henn, L ERA:	(9, 1)	1.0		4	1	0	0	0	0	0	0	0	0	0	4	4	0.00	1.000

Tampa Bay Rays @ Boston Red Sox

JetBlue Park, Ft. Myers, FL

Sun Mar 17 2013, 1:39 PM - 4:06 PM EDT

Att. 9,626 - Partly Cloudy - 77 F

TOP

livebaseballscorecards.com

Batter	1	2	3	4	5	6	7	8	9	AB	R	H	RBI	BB	SO	LOB
11 Yunel Escobar, R (1, 6) OBP: 0.270, SLG: 0.400	F9			P4			F8		1-H 2B	3	0	0	0	0	0	0
87 Cole Figueroa, L (7, 6) OBP: 0.414, SLG: 0.538										1	0	1	1	0	0	0
2 Kelly Johnson, L (1, 3) OBP: 0.275, SLG: 0.176	K			K			F7		BB	3	0	0	0	0	2	0
86 Leslie Anderson, L (7, 3) OBP: 0.452, SLG: 0.650										0	0	0	0	1	0	0
3 Evan Longoria, R (1, 5) OBP: 0.394, SLG: 0.548	K			L6			P4		K	3	0	0	0	0	1	0
16 Chris Gimenez, R (7, 5) OBP: 0.382, SLG: 0.516										1	0	0	0	0	1	2
1 Sean Rodríguez, R (1, 8) OBP: 0.238, SLG: 0.447		G3-1			P3			F9		3	0	0	0	0	0	0
40 Kevin Kiermaier, L (8, 8) OBP: 0.300, SLG: 0.556										0	0	0	0	0	0	0
21 James Loney, L (1, 10) OBP: 0.297, SLG: 0.265		G1-3			F8			G6-3		3	0	0	0	0	0	0
59 Jose Lobaton, S (1, 2) OBP: 0.241, SLG: 0.160		G6-3			K			K		3	0	0	0	0	2	0
63 Craig Albernaz, R (8, 2)										0	0	0	0	0	0	0
7 Mike Fontenot, L (1, 4) OBP: 0.317, SLG: 0.235			F8			F7			G3-1	3	0	0	0	0	0	0
66 Jason Bourgeois, R (1, 9) OBP: 0.414, SLG: 0.360			P3			G6-3			87 PB 87 2B 1B	3	1	1	0	0	0	0
24 Rich Thompson, L (1, 7) OBP: 0.235, SLG: 0.235			K			K			F7	3	0	0	0	0	2	1
Inning Stats	R: 0 E: 0 K: 2 S: 7 H: 0 LOB: 0 BB: 0 P: 7	R: 0 E: 0 K: 0 S: 3 H: 0 LOB: 0 BB: 0 P: 3	R: 0 E: 0 K: 1 S: 5 H: 0 LOB: 0 BB: 0 P: 5	R: 0 E: 0 K: 1 S: 5 H: 0 LOB: 0 BB: 0 P: 5	R: 0 E: 0 K: 1 S: 5 H: 0 LOB: 0 BB: 0 P: 5	R: 0 E: 0 K: 1 S: 5 H: 0 LOB: 0 BB: 0 P: 5	R: 0 E: 0 K: 0 S: 3 H: 0 LOB: 0 BB: 0 P: 3	R: 0 E: 0 K: 1 S: 5 H: 0 LOB: 0 BB: 0 P: 5	R: 1 E: 0 K: 1 S: 7 H: 2 LOB: 2 BB: 1 P: 12	1B: 1 2B: 1 3B: 0 HR: 0 SF: 0 SAC: 0 DP: 0 HBP: 0							

	AB	29
	R	1
	H	2
	RBI	1
	BB	1
	SO	8
	LOB	3

WP: 0 PB: 1 SB: 0 CS: 0 PA: 30

PITCHER	IP	WLS	BF	H	R	ER	SO	BB	IBB	HBP	BLK	WP	HR	S	P	ERA	WHIP
31 Jon Lester, L (1, 1) ERA: 0.9	6.0	W	18	0	0	0	6	0	0	0	0	0	0	30	30	0.00	0.000
77 Anthony Carter, R (7, 1) ERA:	1.0		3	0	0	0	0	0	0	0	0	0	0	3	3	0.00	0.000
52 Joel Hanrahan, R (8, 1) ERA: 10.8	1.0		3	0	0	0	1	0	0	0	0	0	0	5	5	0.00	0.000
59 Marco Antonio Duarte, R (9, 1) ERA:	1.0		6	2	1	0	1	1	0	0	0	0	0	7	12	0.00	3.000

PITCHER	IP	WLS	BF	H	R	ER	SO	BB	IBB	HBP	BLK	WP	HR	S	P	ERA	WHIP

Batter	1	2	3	4	5	6	7	8	9	AB	R	H	RBI	BB	SO	LOB
2 Jacoby Ellsbury, L (1, 8) OBP: 0.333, SLG: 0.324	G3-1		G1-5-3		G3		F7			3	0	0	0	0	0	0
74 Jackie Bradley Jr., L (7, 8) OBP: 0.556, SLG: 0.583										1	0	0	0	0	0	0
18 Shane Victorino, S (1, 9) OBP: 0.316, SLG: 0.071	G6-3		1B		G4-3		K			3	0	1	0	0	0	0
29 Daniel Nava, S (6, 9) OBP: 0.389, SLG: 0.323										1	0	0	0	0	1	0
15 Dustin Pedroia, R (1, 4) OBP: 0.385, SLG: 0.412	K		F9		G6-3		E7 35 1B			3	0	0	0	0	1	1
76 Jonathan Diaz, R (7, 4) OBP: 0.320, SLG: 0.286							1B			1	1	1	0	0	0	0
12 Mike Napoli, R (1, 3) OBP: 0.400, SLG: 0.652		G5-3		G6-3		16 2B 5 1B 1B	35 1B BB			3	0	1	0	0	0	0
37 Mike Carp, L (6, PR) (7, 3) OBP: 0.290, SLG: 0.357										0	1	0	0	1	0	0
39 Jarrod Saltalamacchia, R (6, 10) OBP: 0.448, SLG: 0.692		K		G3-1		K	44 FC5-4 1B 1-3 2-H			2	0	0	0	0	1	0
35 Lyle Overbay, L (6, PH) (7, 10) OBP: 0.359, SLG: 0.406										2	0	1	1	0	1	1
16 Will Middlebrooks, R (1, 5) OBP: 0.344, SLG: 0.517		5 1B 2B		E9 5 2B		5 1B 2B 1-3	FC5-4 1-2f			3	2	2	0	0	0	0
44 Drew Sutton, S (6, PR) (7, 5) OBP: 0.424, SLG: 0.280										1	1	0	0	0	0	2
5 Jonny Gomes, R (1, 7) OBP: 0.313, SLG: 0.469		1B 2-H		2B 2-H		1B 2-H 3-H		G4-3		3	0	3	4	0	0	0
25 Ryan Sweeney, L (7, 7) OBP: 0.359, SLG: 0.294										1	0	0	0	0	0	0
3 David Ross, R (1, 2) OBP: 0.273, SLG: 0.235	K			BB		L6		K		2	0	0	0	1	1	3
Christian Vázquez, R (7, 2) OBP: 0.263, SLG: 0.235										1	0	0	0	0	1	0
10 Jose Iglesias, R (1, 6) OBP: 0.256, SLG: 0.439			B5-3	K2-3		L7		G1-3		3	0	0	0	0	1	4
26 Brock Holt, L (7, 6) OBP: 0.233, SLG: 0.268										1	0	0	0	0	0	0
Inning Stats	R: 0 H: 0 E: 0 LOB: 0 K: 1 BB: 0 S: 5 P: 5	R: 1 H: 2 E: 0 LOB: 1 K: 2 BB: 0 S: 9 P: 9	R: 0 H: 1 E: 0 LOB: 1 K: 0 BB: 0 S: 4 P: 4	R: 1 H: 1 E: 1 LOB: 2 K: 1 BB: 1 S: 7 P: 11	R: 0 H: 0 E: 0 LOB: 0 K: 0 BB: 0 S: 3 P: 3	R: 2 H: 3 E: 0 LOB: 2 K: 1 BB: 0 S: 8 P: 8	R: 1 H: 2 E: 1 LOB: 2 K: 1 BB: 1 S: 7 P: 11	R: 0 H: 0 E: 0 LOB: 0 K: 1 BB: 0 S: 5 P: 5		1B: 6 SF: 0 2B: 3 SAC: 0 3B: 0 DP: 0 HR: 0 HBP: 0						

PITCHER		IP	WLS	BF	H	R	ER	SO	BB	IBB	HBP	BLK	WP	HR	S	P	ERA	WHIP
53 Alex Cobb, R ERA: 2.33	(1, 1)	5.1	L	24	6	4	3	5	1	0	0	0	0	0	33	37	5.06	1.312
85 Juan Sandoval, R ERA: 7.27	(6, 1)	1.2		9	3	1	1	1	1	0	0	0	0	0	10	14	5.40	2.400
72 Will Inman, R ERA:	(8, 1)	1.0		3	0	0	0	1	0	0	0	0	0	0	5	5	0.00	0.000

PITCHER	IP	WLS	BF	H	R	ER	SO	BB	IBB	HBP	BLK	WP	HR	S	P	ERA	WHIP

BOTTOM

Tampa Bay Rays @ Boston Red Sox

JetBlue Park, Ft. Myers, FL

Sun Mar 17 2013, 1:39 PM - 4:06 PM EDT

Att. 9,626 - Partly Cloudy - 77 F

livebaseballscorecards.com

AB	34
R	5
H	9
RBI	5
BB	2
SO	7
LOB	11

WP: 0 PA: 36
PB: 0
SB: 0
CS: 0

Tampa Bay Rays @ Detroit Tigers

Joker Marchant Stadium, Lakeland, FL

Tue Mar 19 2013, 1:07 PM - 4:09 PM EDT

Att. 8,327 - Sunny - 77 F

TOP

livebaseballscorecards.com

Batter	1	2	3	4	5	6	7	8	9	AB	R	H	RBI	BB	SO	LOB
8 Desmond Jennings, R (1, 8) OBP: 0.488, SLG: 0.406 7 Mike Fontenot, L (6, 6) OBP: 0.302, SLG: 0.222	S S S 0-3 ① K	X 0-0 ③ FC6-4 1-2f		X 0-0 20 BB 30 HR 1-2 2-H 1B		B B B B 4-0 20 1B 86 1B BB	X 0-0 ② F9		X 0-0 ③ F9	3 2 1 1 1 1 3 2 0 0 0 0 0 2						
18 Ben Zobrist, S (1, 6) OBP: 0.217, SLG: 0.238 66 Jason Bourgeois, R (6, 8) OBP: 0.400, SLG: 0.346	X 0-0 ② G4-3		X 0-0 ① P2	X 0-0 ② F7		X 0-0 ① F8	B X 1-0 ③ F7 1-3			4 0 0 0 0 0 3 1 0 0 0 0 0 1						
20 Matt Joyce, L (1, 7) OBP: 0.385, SLG: 0.394 4 Mikie Mahtook, R (6, 9)	X 0-0 ③ F9		X 0-0 ② F8	B B B B 4-0 30 HR 1-2 2-3 BB		X 0-0 86 1B 1 SH1-3 1-3 1B		X 0-0 ① F8		3 2 1 0 1 0 0 1 0 0 0 0 0 0						
30 Luke Scott, L (1, 9) OBP: 0.423, SLG: 0.917 86 Leslie Anderson, L (5, 9) OBP: 0.455, SLG: 0.643 (6, 3)		B B B B 4-0 1 1B 16 1B BB	X 0-0 1 WP 2B	X 0-0 1-H 2-H 3-H HR		X 0-0 1 SH1-3 64 HR 1-3 3-H 1B		X 0-0 E1		2 2 2 4 1 0 0 2 1 1 1 0 0 0						
1 Sean Rodríguez, R (1, 4) OBP: 0.244, SLG: 0.439 24 Rich Thompson, L (6, 7) OBP: 0.222, SLG: 0.222		X 0-0 16 1B 1-2 1B	B X 1-0 ③ L4 2-3	X 0-0 ③ G6-3		X 0-0 ② SH1-3 1-2 3-H		S S S 0-3 ② K		3 0 1 1 0 0 1 1 0 0 0 0 1 1						
15 Jack Cust, L (1, 10) OBP: 0.333, SLG: 0.300 64 Shelley Duncan, R (6, PH) OBP: 0.250, SLG: 0.588 (6, 10)		S S S 0-3 ① K		X 0-0 19 E 59 1B 2B	B B B B 4-0 16 1B BB	X 0-0 2-H HR		S S S 0-3 ③ K		2 1 1 0 1 1 2 2 1 1 2 0 1 1						
19 Ryan Roberts, R (1, 5) OBP: 0.195, SLG: 0.368 19 Robi Estrada, S (6, 4)		X 0-0 ② F8		X 0-0 E3 59 1B 8 1B 2-3	X 0-0 ① F9	S S S 0-3 ③ K			S S S 0-3 ① K	4 1 0 0 0 1 4 1 0 0 0 0 1 0						
16 Chris Gimenez, R (1, 3) OBP: 0.405, SLG: 0.529 87 Cole Figueroa, L (6, 5) OBP: 0.419, SLG: 0.519		X 0-0 59 BB 1-3 2-H 1B	S S S 0-3 ① K	X 0-0 ② 1-3 1B	H 1-0 66 WP 66 BLK HBP			X 0-0 ② G1-3		3 0 2 1 0 1 2 1 0 0 0 0 0 0						
59 Jose Lobaton, S (1, 2) OBP: 0.273, SLG: 0.179 26 Stephen Vogt, L (7, 2) OBP: 0.296, SLG: 0.519		B B B B 4-0 8 FC6-4 1-2 BB		X 0-0 20 BB 8 1B 30 HR 1-2 3-H 1B	S S S 0-3 ③ K		S S S 0-3 ① K		X 0-0 2B	3 1 1 1 1 2 2 1 0 1 0 0 0 0						
Inning Stats	R: 0 E: 0 K: 1 S: 5 H: 0 LOB: 0 BB: 0 P: 5	R: 1 E: 0 K: 1 S: 7 H: 2 LOB: 3 BB: 2 P: 15	R: 0 E: 0 K: 0 S: 4 H: 1 LOB: 1 BB: 0 P: 5	R: 6 E: 1 K: 1 S: 10 H: 4 LOB: 0 BB: 1 P: 14	R: 0 E: 0 K: 1 S: 5 H: 1 LOB: 1 BB: 1 P: 9	R: 4 E: 0 K: 1 S: 8 H: 3 LOB: 0 BB: 1 P: 12	R: 0 E: 0 K: 1 S: 5 H: 0 LOB: 1 BB: 0 P: 7	R: 0 E: 1 K: 2 S: 8 H: 0 LOB: 1 BB: 0 P: 8	R: 0 E: 0 K: 1 S: 6 H: 1 LOB: 1 BB: 0 P: 6	1B: 7 2B: 3 3B: 0 HR: 2 SF: 0 SAC: 1 DP: 0 HBP: 1						

	AB	39
	R	11
	H	12
	RBI	11
	BB	5
	SO	9
	LOB	22

WP: 2 PA: 46
PB: 0
SB: 0
CS: 0

PITCHER		IP	WLS	BF	H	R	ER	SO	BB	IBB	HBP	BLK	WP	HR	S	P	ERA	WHIP
58 Doug Fister, R ERA: 7.36	(1, 1)	3.2	L	22	7	7	2	3	3	0	0	0	1	1	25	38	4.91	2.727
31 Kyle Lobstein, L ERA: 7.5	(4, 1)	2.1		12	4	4	4	2	2	0	0	0	0	1	14	22	15.43	2.571
38 Darin Downs, L ERA: 0.79	(7, 1)	1.0		4	0	0	0	1	0	0	1	1	1	0	5	7	0.00	0.000
40 Phil Coke, L ERA: 4.0	(8, 1)	1.0		4	0	0	0	2	0	0	0	0	0	0	8	8	0.00	0.000
36 Luke Putkonen, R ERA: 4.63	(9, 1)	1.0		4	1	0	0	1	0	0	0	0	0	0	6	6	0.00	1.000

PITCHER	IP	WLS	BF	H	R	ER	SO	BB	IBB	HBP	BLK	WP	HR	S	P	ERA	WHIP

Tampa Bay Rays @ Detroit Tigers

Joker Marchant Stadium, Lakeland, FL

Tue Mar 19 2013, 1:07 PM - 4:09 PM EDT

Att. 8,327 - Sunny - 77 F

BOTTOM

Batter	1	2	3	4	5	6	7	8	9	AB	R	H	RBI	BB	SO	LOB
14 Austin Jackson, R (1, 8)	K	2B			1B		G5-4-3		F9	3	0	2	1	0	1	0
46 Jeff Kobernus, R (7, 8)										2	0	0	0	0	0	1
48 Torii Hunter, R (1, 9)	3B	F8			1B		G3			3	1	2	0	0	0	1
21 Steven Moya, L (7, 9)										1	0	0	0	0	0	0
24 Miguel Cabrera, R (1, 5)	1B		P3		F9			F8		3	1	1	1	0	0	2
67 Kevin Russo, R (7, 5)										1	0	0	0	0	0	0
28 Prince Fielder, L (1, 3)	G5-3		G6-3		FC6-5			1B		3	0	0	0	0	0	3
68 Matt Tuiasosopo, R (7, 3)										1	1	1	0	0	0	0
41 Victor Martinez, S (1, 10)	1B		G4-3			G3		HR		3	0	1	1	0	0	0
3 Devon Travis, R (8, PH) (9, 10)										1	1	1	2	0	0	0
12 Andy Dirks, L (1, 7)	FC4-6			P6		G3		G4-3		1	0	0	0	0	0	1
32 Don Kelly, L (4, PH) (5, 7)										1	0	0	0	0	0	0
28 Luis Castillo, S (6, 7)										2	0	0	0	0	0	0
27 Jhonny Peralta, R (1, 6)		1B		F9		2B		P3		3	1	2	0	0	0	0
29 Danny Worth, R (7, 6)										1	0	0	0	0	0	0
13 Alex Avila, L (1, 2)	K		G3			K			F9	3	0	0	0	0	2	2
82 Curt Casali, R (7, 2)										1	0	0	0	0	0	0
4 Omar Infante, R (1, 4)		G6-3			F7		1B		K	2	0	0	0	0	0	1
28 Brandon Loy, R (6, 4)										2	0	1	0	0	1	0
Inning Stats	R: 2 E: 0 K: 1 S: 8 H: 3 LOB: 1 BB: 0 P: 8	R: 1 E: 0 K: 1 S: 7 H: 2 LOB: 1 BB: 0 P: 7	R: 0 E: 0 K: 0 S: 3 H: 0 LOB: 0 BB: 0 P: 3	R: 0 E: 0 K: 0 S: 3 H: 0 LOB: 0 BB: 0 P: 3	R: 0 E: 0 K: 0 S: 5 H: 2 LOB: 2 BB: 0 P: 5	R: 0 E: 0 K: 1 S: 6 H: 1 LOB: 1 BB: 0 P: 6	R: 0 E: 0 K: 0 S: 3 H: 1 LOB: 0 BB: 0 P: 3	R: 2 E: 0 K: 0 S: 5 H: 2 LOB: 0 BB: 0 P: 5	R: 0 E: 0 K: 1 S: 5 H: 0 LOB: 0 BB: 0 P: 5	1B: 7 2B: 2 3B: 1 HR: 1	SF: 0 SAC: 0 DP: 1 HBP: 0						

livebaseballscorecards.com

AB	37
R	5
H	11
RBI	5
BB	0
SO	4
LOB	11

WP: 0 PB: 0 SB: 0 CS: 0 PA: 37

PITCHER		IP	WLS	BF	H	R	ER	SO	BB	IBB	HBP	BLK	WP	HR	S	P	ERA	WHIP
58 Jeremy Hellickson, R	(1, 1)	6.0	W	26	8	3	3	3	0	0	0	0	0	0	32	32	4.50	1.333
ERA: 4.97																		
43 Kyle Farnsworth, R	(7, 1)	1.0		3	1	0	0	0	0	0	0	0	0	0	3	3	0.00	1.000
ERA:																		
47 Brandon Gomes, R	(8, 1)	1.0		5	2	2	2	0	0	0	0	0	0	1	5	5	18.00	2.000
ERA: 2.25																		
49 Dane De La Rosa, R	(9, 1)	1.0		3	0	0	0	1	0	0	0	0	0	0	5	5	0.00	0.000
ERA: 8.44																		

PITCHER	IP	WLS	BF	H	R	ER	SO	BB	IBB	HBP	BLK	WP	HR	S	P	ERA	WHIP

Batter	1	2	3	4	5	6	7	8	9	AB	R	H	RBI	BB	SO	LOB
Inning Stats										1B: 0 2B: 0 3B: 0 HR: 0		SF: 0 SAC: 0 DP: 0 HBP: 0		WP: 0 PB: 0 SB: 0 CS: 0		PA: 0	

TOP

Tampa Bay Rays @ Minnesota Twins

Hammond Stadium, Fort Myers, FL

Wed Mar 20 2013, 7:05 PM EDT

livebaseballscorecards.com

AB	0
R	0
H	0
RBI	0
BB	0
SO	0
LOB	0

PITCHER	IP	WLS	BF	H	R	ER	SO	BB	IBB	HBP	BLK	WP	HR	S	P	ERA	WHIP

PITCHER	IP	WLS	BF	H	R	ER	SO	BB	IBB	HBP	BLK	WP	HR	S	P	ERA	WHIP

Batter	1	2	3	4	5	6	7	8	9	AB	R	H	RBI	BB	SO	LOB
Inning Stats																

BOTTOM

Tampa Bay Rays @ Minnesota Twins

Hammond Stadium, Fort Myers, FL

Wed Mar 20 2013, 7:05 PM EDT

livebaseballscorecards.com

AB	**0**
R	**0**
H	**0**
RBI	**0**
BB	**0**
SO	**0**
LOB	**0**

1B: 0
2B: 0
3B: 0
HR: 0

SF: 0
SAC: 0
DP: 0
HBP: 0

WP: 0
PB: 0
SB: 0
CS: 0

PA: 0

PITCHER	IP	WLS	BF	H	R	ER	SO	BB	IBB	HBP	BLK	WP	HR	S	P	ERA	WHIP

PITCHER	IP	WLS	BF	H	R	ER	SO	BB	IBB	HBP	BLK	WP	HR	S	P	ERA	WHIP

Toronto Blue Jays @ Tampa Bay Rays

Charlotte Sports Park, Port Charlotte, FL

Thu Mar 21 2013, 1:09 PM - 3:46 PM EDT

Att. 5,876 - Sunny - 66 F

TOP

livebaseballscorecards.com

Batter	1	2	3	4	5	6	7	8	9	AB	R	H	RBI	BB	SO	LOB
8 Anthony Gose, L (1, 7) (7, 8) OBP: 0.396, SLG: 0.419	B1-3			G3		K		G3-6-3 1-2f		4	0	0	0	0	1	1
59 Jim Negrych, L (1, 4) OBP: 0.515, SLG: 0.750	19 G6-4-3 1B			G3		G6-3		2B		4	0	2	0	0	0	0
19 José Bautista, R (1, 9) OBP: 0.367, SLG: 0.690	G6-4-3 1-2f			G5-3			HR	K		3	1	1	1	0	0	1
68 Ryan Schimpf, L (7, 7) OBP: 0.207, SLG: 0.200										1	0	0	0	0	1	1
28 Colby Rasmus, L (1, 8) OBP: 0.378, SLG: 0.286		K			HR		G1		G4-3	3	1	1	1	0	1	0
18 Kenny Wilson, R (7, 9) OBP: 0.400, SLG: 0.250										1	0	0	0	0	0	0
30 Josh Thole, L (1, 10) OBP: 0.229, SLG: 0.281		G6-3			P6		G4-3		15 FC5-4 1B	4	0	1	0	0	0	0
22 Henry Blanco, R (1, 2) OBP: 0.357, SLG: 0.480		F7			58 FC4-6 1B			BB	FC5-4 1-2f 58 BB	2	0	1	0	0	0	0
15 Mike Nickeas, R (6, 2) OBP: 0.314, SLG: 0.290										1	0	0	0	1	0	1
58 Luis Jimenez, L (1, 3) OBP: 0.244, SLG: 0.256			G4-3		FC4-6 1-2f		F9		87 FC5-4 1-2 BB	3	0	0	0	1	0	2
67 Eugenio Velez, S (1, 5) OBP: 0.321, SLG: 0.462			G3		F8			HR	FC5-4 1-2f	3	1	1	1	0	0	1
87 Andy Burns, R (8, 5)										1	0	0	0	0	0	2
18 Mike McCoy, R (1, 6) OBP: 0.200, SLG: 0.207			F8			G6-3		8 G3-6-3 1B		3	0	1	0	0	0	0

AB	33
R	3
H	8
RBI	3
BB	2
SO	3
LOB	9

Inning Stats										
	R: 0 E: 0 K: 0 S: 3	H: 1 LOB: 0 BB: 0 P: 3	R: 0 E: 0 K: 1 S: 5	H: 0 LOB: 0 BB: 0 P: 5	R: 0 E: 0 K: 0 S: 3	H: 0 LOB: 0 BB: 0 P: 3	R: 0 E: 0 K: 0 S: 3	H: 0 LOB: 0 BB: 0 P: 3	R: 1 E: 0 K: 0 S: 5	H: 2 LOB: 1 BB: 0 P: 6
	R: 0 E: 0 K: 1 S: 5	H: 0 LOB: 0 BB: 0 P: 5	R: 1 E: 0 K: 0 S: 5	H: 1 LOB: 1 BB: 1 P: 11	R: 1 E: 0 K: 1 S: 7	H: 3 LOB: 1 BB: 0 P: 7	R: 0 E: 0 K: 0 S: 4	H: 1 LOB: 2 BB: 1 P: 8	1B: 4 2B: 1 3B: 0 HR: 3	SF: 0 SAC: 0 DP: 2 HBP: 0
	WP: 0 PB: 0 SB: 0 CS: 0	PA: 35								

PITCHER		IP	WLS	BF	H	R	ER	SO	BB	IBB	HBP	BLK	WP	HR	S	P	ERA	WHIP
40 Roberto Hernandez, R ERA: 3.0	(1, 1)	6.0		20	3	1	1	2	0	0	0	0	0	1	24	25	1.50	0.500
35 Jamey Wright, R ERA: 5.63	(7, 1)	1.0	L	5	1	1	1	0	1	0	0	0	0	1	5	11	9.00	2.000
62 Joel Peralta, R ERA: 1.5	(8, 1)	1.0		5	3	1	1	1	0	0	0	0	0	1	7	7	9.00	3.000
57 Jake McGee, L ERA: 5.68	(9, 1)	1.0		5	1	0	0	0	1	0	0	0	0	0	4	8	0.00	2.000

PITCHER		IP	WLS	BF	H	R	ER	SO	BB	IBB	HBP	BLK	WP	HR	S	P	ERA	WHIP

Toronto Blue Jays @ Tampa Bay Rays

Charlotte Sports Park, Port Charlotte, FL

Thu Mar 21 2013, 1:09 PM - 3:46 PM EDT

Att. 5,876 - Sunny - 66 F

BOTTOM

livebaseballscorecards.com

Batter	1	2	3	4	5	6	7	8	9	AB	R	H	RBI	BB	SO	LOB
8 Desmond Jennings, R (1, 8) OBP: 0.455, SLG: 0.371	P6		E5 3 S 20 BB		G5-3		7 CS 1B		K 1-2	3	0	0	0	0	0	0
86 Leslie Anderson, L (7, 7) OBP: 0.457, SLG: 0.636										2	0	1	0	0	1	1
20 Matt Joyce, L (1, 7) OBP: 0.381, SLG: 0.371	G4-3		BBBB 1-2 BB		SSS K		CS 1-2 K			2	0	0	0	1	1	0
7 Mike Fontenot, L (7, 6) OBP: 0.295, SLG: 0.216										1	0	0	0	0	1	1
3 Evan Longoria, R (1, 5) OBP: 0.417, SLG: 0.576	BBBB BB		SS K 2-3			11 BB 21 1B 2B		G5-3		2	0	1	0	1	1	2
19 Ryan Roberts, R (6, PR) OBP: 0.190, SLG: 0.359										1	1	0	0	0	0	0
(7, 5)																
18 Ben Zobrist, S (1, 9) OBP: 0.269, SLG: 0.227	F7			BBBB 21 1B BB		BBBB 21 1B 11 BB BB		1B		1	0	0	0	2	0	1
64 Shelley Duncan, R (7, 3) OBP: 0.270, SLG: 0.600										1	0	1	0	0	0	0
30 Luke Scott, L (1, 10) OBP: 0.367, SLG: 0.786		F9		SSS K		P5		SSS K		4	0	0	0	0	2	4
11 Yunel Escobar, R (1, 6) OBP: 0.275, SLG: 0.378		G6-3		F9		BBBB 21 1B 1-2 2-3 BB		F9		2	0	0	0	1	0	1
1 Sean Rodríguez, R (7, 8) OBP: 0.239, SLG: 0.429										1	0	0	0	0	0	1
21 James Loney, L (1, 3) OBP: 0.325, SLG: 0.297		F7		1-3 1B		59 G4-6-3 1-2 2-3 3-H 1B			G6-3	3	0	2	1	0	0	0
66 Jason Bourgeois, R (7, 9) OBP: 0.387, SLG: 0.333										1	0	0	0	0	0	0
59 Jose Lobaton, S (1, 2) OBP: 0.270, SLG: 0.188			SSS K	CCC K		G4-6-3 1-2f			86 DI 1B	4	0	1	0	0	2	5
24 Rich Thompson, L (9, PR) OBP: 0.222, SLG: 0.222										0	0	0	0	0	0	0
2 Kelly Johnson, L (1, 4) OBP: 0.256, SLG: 0.162			SSS K		P6		G4-3		P2	3	0	0	0	0	1	0
87 Cole Figueroa, L (8, 4) OBP: 0.406, SLG: 0.500										1	0	0	0	0	0	1
Inning Stats	R: 0 E: 0 K: 0 S: 3 H: 0 LOB: 1 BB: 1 P: 7	R: 0 E: 0 K: 0 S: 3 H: 0 LOB: 0 BB: 0 P: 3	R: 0 E: 1 K: 3 S: 9 H: 0 LOB: 2 BB: 1 P: 13	R: 0 E: 0 K: 2 S: 8 H: 1 LOB: 2 BB: 1 P: 12	R: 0 E: 0 K: 1 S: 5 H: 0 LOB: 0 BB: 0 P: 5	R: 1 E: 0 K: 0 S: 4 H: 2 LOB: 2 BB: 2 P: 12	R: 0 E: 0 K: 1 S: 4 H: 1 LOB: 0 BB: 0 P: 4	R: 0 E: 0 K: 1 S: 6 H: 1 LOB: 1 BB: 0 P: 6	R: 0 E: 0 K: 1 S: 5 H: 1 LOB: 2 BB: 0 P: 5	1B: 5 2B: 1 3B: 0 HR: 0	SF: 0 SAC: 0 DP: 1 HBP: 0						

	AB	32
	R	1
	H	6
	RBI	1
	BB	5
	SO	9
	LOB	17

PITCHER		IP	WLS	BF	H	R	ER	SO	BB	IBB	HBP	BLK	WP	HR	S	P	ERA	WHIP
45 Claudio Vargas, R ERA: 4.22	(1, 1)	2.2		11	0	0	0	2	2	0	0	0	0	0	13	21	0.00	0.750
27 Brett Cecil, L ERA: 5.27	(3, 1)	2.1		9	1	0	0	4	1	0	0	0	0	0	15	19	0.00	0.857
34 Ramon Ortiz, R ERA: 3.27	(6, 1)	3.0	W	13	4	1	1	2	2	0	0	0	0	0	14	22	3.00	2.000
57 Juan Pablo Perez, L ERA:	(9, 1)	1.0	S	4	1	0	0	1	0	0	0	0	0	0	5	5	0.00	1.000

PITCHER	IP	WLS	BF	H	R	ER	SO	BB	IBB	HBP	BLK	WP	HR	S	P	ERA	WHIP

WP: 0 PB: 0 SB: 1 CS: 1 PA: 37

Baltimore Orioles @ Tampa Bay Rays

Charlotte Sports Park, Port Charlotte, FL

Fri Mar 22 2013, 1:08 PM - 3:37 PM EDT

Att. 3,872 - Overcast - 72 F

TOP

livebaseballscorecards.com

Batter	1	2	3	4	5	6	7	8	9	AB	R	H	RBI	BB	SO	LOB
12 Alexi Casilla, S (1, 4) OBP: 0.279, SLG: 0.293 76 Luis Martinez, R (6, 2)	K	F7			3 G4-6-3 25 1B 1-2 1B	K		F9		4 1	0 0	1 0	0 0	0 0	2 0	3 0
25 Trayvon Robinson, S (1, 7) OBP: 0.333, SLG: 0.561 28 Steve Pearce, R (6, 7) OBP: 0.432, SLG: 0.938	2B		B1-3		3 G4-6-3 1-2 2-3 1B		HR		F7	3 2	0 1	2 1	0 1	0 0	0 0	0 0
3 Ryan Flaherty, L (1, 5) OBP: 0.341, SLG: 0.564 58 Yamaico Navarro, R (6, 5) OBP: 0.417, SLG: 0.379	K		G3		G4-6-3 1-2f 2-3 3-H		E5 24 FC9-6		G6-3	3 2	0 0	0 0	0 0	0 0	1 0	3 0
24 Wilson Betemit, S (1, 3) OBP: 0.222, SLG: 0.250 45 Travis Ishikawa, L (7, 3) OBP: 0.250, SLG: 0.233	BB		K		F7		FC9-6 6 1B 1-2f		1B	3 1	0 0	0 1	0 0	0 0	1 0	2 0
36 Conor Jackson, R (1, 10) OBP: 0.348, SLG: 0.591	L5			G5-3		G5-3	P6		P5	5	0	0	0	0	0	4
72 Jason Pridie, L (1, 9) OBP: 0.342, SLG: 0.556 6 Russ Canzler, R (6, 9) OBP: 0.324, SLG: 0.258		K		F8		31 E 2B	1B			3 1	1 0	1 1	0 0	0 0	1 0	0 0
31 Taylor Teagarden, R (1, 2) OBP: 0.333, SLG: 0.400 51 Lew Ford, R (6, PR) OBP: 0.500, SLG: 0.719 (6, 8)		60 FC4-6 1B		L6		E4 37 HR 2-H 1B	F8			3 1	0 1	2 0	0 0	0 0	0 0	0 2
60 Chris Dickerson, L (1, 8) OBP: 0.421, SLG: 0.469 81 Buck Britton, L (6, 4) OBP: 0.273, SLG: 0.300		FC4-6 37 1B 37 S 1-2f			37 1B 2B	F9		37 G6-3 1B		3 1	1 0	1 1	0 0	0 0	0 0	2 0
37 Jonathan Schoop, R (1, 6) OBP: 0.714, SLG: 1.167		1-3 1B			25 1B 12 1B 3 G4-6-3 2-H 1B	1-H HR		G6-3 1-2f		4	2	3	3	0	0	1

| Inning Stats | | |

BOTTOM

Baltimore Orioles @ Tampa Bay Rays

Charlotte Sports Park, Port Charlotte, FL

Fri Mar 22 2013, 1:08 PM - 3:37 PM EDT

Att. 3,872 - Overcast - 72 F

livebaseballscorecards.com

Batter	1	2	3	4	5	6	7	8	9	AB	R	H	RBI	BB	SO	LOB
1 Sean Rodríguez, R (1, 4) OBP: 0.240, SLG: 0.400	K		7 BB, 3 2B, 1-2 BB		G6-3			F9		3	1	0	0	1	1	0
54 Robby Price, L (9, 4)										0	0	0	0	0	0	0
7 Mike Fontenot, L (1, 7) OBP: 0.298, SLG: 0.205	F8		3 2B, 1-2 2-3 BB		G3-1			68 S, 1B		2	1	0	0	1	0	0
24 Rich Thompson, L (7, 7) OBP: 0.263, SLG: 0.263										1	0	1	0	0	0	0
3 Evan Longoria, R (1, 5) OBP: 0.410, SLG: 0.583	G6-3		1-H 2-H 3-H 2B			K		G4-3, 1-2		3	0	1	3	0	1	0
68 Shawn O'Malley, S (7, 6) OBP: 0.357, SLG: 0.308										1	0	0	0	0	0	1
86 Leslie Anderson, L (1, 9) OBP: 0.429, SLG: 0.596		P6	L3			G5-3			F8	3	0	0	0	0	0	1
2 Riccio Torrez, R (7, 5)										1	0	0	0	0	0	0
11 Yunel Escobar, R (1, 6) OBP: 0.256, SLG: 0.350		F9		G4-3		G6-3			7 L4-3, 1B	3	0	0	0	0	0	0
33 Jake DePew, R (7, 2) OBP: 1.000, SLG: 1.000										1	0	1	0	0	0	0
21 James Loney, L (1, 3) OBP: 0.302, SLG: 0.275		G3-1		F9			K		L4-3, 1-1	3	0	0	0	0	1	0
7 Vince Belnome, L (8, 3)										1	0	0	0	0	0	1
28 José Molina, R (1, 2) OBP: 0.308, SLG: 0.250			F8	15 FC6-4, 1B			F8			2	0	1	0	0	0	0
25 Drew Vettleson, L (7, 9)										1	0	0	0	0	0	0
15 Jack Cust, L (1, 10) OBP: 0.296, SLG: 0.261			K	FC6-4, 1-2f			K			3	0	0	0	0	2	1
66 Jason Bourgeois, R (1, 8) OBP: 0.382, SLG: 0.310			7 BB, 1 BB, 3 2B, BB		P6			G6-3		2	1	0	0	1	0	0

AB	30
R	3
H	4
RBI	3
BB	3
SO	5
LOB	4

Inning Stats	1	2	3	4	5	6	7	8	9
	R: 0 E: 0 K: 1 S: 5	H: 0 LOB: 0 BB: 0 P: 5	R: 0 E: 0 K: 0 S: 3	H: 0 LOB: 0 BB: 0 P: 3	R: 3 E: 0 K: 1 S: 6	H: 1 LOB: 1 BB: 3 P: 18	R: 0 E: 0 K: 0 S: 4	H: 1 LOB: 1 BB: 0 P: 4	R: 0 E: 0 K: 0 S: 3	H: 0 LOB: 0 BB: 0 P: 3	R: 0 E: 0 K: 1 S: 5	H: 0 LOB: 0 BB: 0 P: 5	R: 0 E: 0 K: 2 S: 7	H: 0 LOB: 0 BB: 0 P: 7	R: 0 E: 0 K: 0 S: 4	H: 1 LOB: 1 BB: 0 P: 5	R: 0 E: 0 K: 0 S: 3	H: 1 LOB: 0 BB: 0 P: 3

1B: 3	SF: 0
2B: 2	SAC: 0
3B: 0	DP: 1
HR: 0	HBP: 0

WP: 0	PA: 33
PB: 0	
SB: 1	
CS: 0	

PITCHER	IP	WLS	BF	H	R	ER	SO	BB	IBB	HBP	BLK	WP	HR	S	P	ERA	WHIP
52 Steve Johnson, R (1, 1) ERA: 3.46	4.0		17	2	3	3	2	3	0	0	0	0	0	18	30	6.75	1.250
48 Jair Jurrjens, R (5, 1) ERA: 4.61	5.0	W	16	2	0	0	3	0	0	0	0	0	0	22	23	0.00	0.400

PITCHER	IP	WLS	BF	H	R	ER	SO	BB	IBB	HBP	BLK	WP	HR	S	P	ERA	WHIP

Tampa Bay Rays @ Pittsburgh Pirates

McKechnie Field, Bradenton, FL

Fri Mar 22 2013, 1:42 PM - 4:16 PM EDT

Att. 6,105 - Partly Cloudy - 68 F

TOP

livebaseballscorecards.com

Batter	1	2	3	4	5	6	7	8	9	AB	R	H	RBI	BB	SO	LOB
8 Desmond Jennings, R (1, 8) OBP: 0.438, SLG: 0.342 Willie Argo, R (7, 9)	F9		BBBB 4-0 18 G3 1-2 BB		F9		G4-3		SSS 0-3 K	3 0 0 0 1 0 1 1 0 0 0 0 1 2						
2 Kelly Johnson, L (1, 7) OBP: 0.255, SLG: 0.150 80 Taylor Motter, R (7, 6)	G6-3		SSS 0-3 K		SSS 0-3 K		BBBB 4-0 18 G6-3 BB		X 0-0 F9	3 0 0 0 1 2 3 1 0 0 0 0 0 2						
18 Ben Zobrist, S (1, 6) OBP: 0.300, SLG: 0.385 Ben Kline, R (7, 5)	1B		X 0-0 G3 1-2 2-3			CX 0-1 HR	1-2f G6-3			4 1 2 1 0 0 3 0 0 0 0 0 0 0						
20 Matt Joyce, L (1, 9) OBP: 0.378, SLG: 0.368 Todd Glaesmann, R (7, 7)	G4-3		G4-3			30 S 30 2B 1B		SSS 0-3 K		3 1 1 0 0 0 3 1 0 0 0 0 1 0						
30 Luke Scott, L (1, 10) OBP: 0.382, SLG: 0.813		19 1B 64 G5-3 2B		G4-3		BX 1-0 1-H 16 2B 2B		SSS 0-3 K		4 2 2 1 0 1 0						
19 Ryan Roberts, R (1, 5) OBP: 0.200, SLG: 0.357 Joey Rickard, R (7, 8)		16 CS 64 G5-3 2-3 1B		SSS 0-3 K		F8		G1-6-3		3 0 1 0 0 1 1 1 0 0 0 0 0 0						
64 Shelley Duncan, R (1, 3) OBP: 0.268, SLG: 0.553		G5-3 1-2 3-H		F8		BBBB 4-0 16 2B 87 G4-6-2 BB			SSS 0-3 K	3 0 0 1 1 1 1						
16 Chris Gimenez, R (1, 2) OBP: 0.400, SLG: 0.541 63 Craig Albernaz, R (8, 2) OBP: 0.500, SLG: 0.500		2 SAFE X 0-0 G3 2-3			P4	1-3 2-H 2B			X 0-0 87 E 87 E 1B	3 0 1 1 0 0 1 1 0 1 0 0 0 0						
87 Cole Figueroa, L (1, 4) OBP: 0.417, SLG: 0.484			H 1-0 18 G3 8 BB HBP		1B	G4-6-2 3-Hf			X 0-0 E3 1-3	3 0 1 0 0 0 3						
Inning Stats	R: 0 E: 0 K: 0 S: 4 H: 1 LOB: 1 BB: 0 P: 4	R: 1 E: 0 K: 0 S: 4 H: 2 LOB: 0 BB: 0 P: 4	R: 0 E: 0 K: 1 S: 5 H: 0 LOB: 2 BB: 1 P: 10	R: 0 E: 0 K: 1 S: 5 H: 0 LOB: 0 BB: 0 P: 5	R: 0 E: 0 K: 1 S: 6 H: 1 LOB: 1 BB: 0 P: 6	R: 3 E: 0 K: 0 S: 7 H: 4 LOB: 1 BB: 1 P: 12	R: 0 E: 0 K: 0 S: 2 H: 0 LOB: 0 BB: 1 P: 6	R: 0 E: 0 K: 2 S: 7 H: 0 LOB: 0 BB: 0 P: 7	R: 0 E: 1 K: 2 S: 9 H: 1 LOB: 2 BB: 0 P: 9	1B: 5 2B: 4 3B: 0 HR: 1 SF: 0 SAC: 0 DP: 2 HBP: 1							

AB	34
R	4
H	9
RBI	4
BB	3
SO	7
LOB	20

WP: 0 PB: 0 SB: 1 CS: 1 PA: 38

PITCHER	IP	WLS	BF	H	R	ER	SO	BB	IBB	HBP	BLK	WP	HR	S	P	ERA	WHIP
30 Jeanmar Gómez, R (1, 1) ERA: 6.92	4.0		16	3	1	1	2	1	0	1	0	0	0	18	23	2.25	1.000
39 Jason Grilli, R (5, 1) ERA: 3.6	1.0	H	4	1	0	0	1	0	0	0	0	0	0	6	6	0.00	1.000
52 Mike Zagurski, L (6, 1) ERA: 7.04	1.0	B	7	4	3	3	0	1	0	0	0	0	1	7	12	27.00	5.000
35 Mark Melancon, R (7, 1) ERA: 1.13	1.0		3	0	0	0	0	1	0	0	0	0	0	2	6	0.00	1.000
48 Jared Hughes, R (8, 1) ERA: 0.96	1.0	W	3	0	0	0	2	0	0	0	0	0	0	7	7	0.00	0.000

PITCHER	IP	WLS	BF	H	R	ER	SO	BB	IBB	HBP	BLK	WP	HR	S	P	ERA	WHIP
56 Tim Alderson, R (9, 1) ERA:	1.0	S	5	1	0	0	2	0	0	0	0	0	0	9	9	0.00	1.000

Tampa Bay Rays @ Pittsburgh Pirates

McKechnie Field, Bradenton, FL

Fri Mar 22 2013, 1:42 PM - 4:16 PM EDT

Att. 6,105 - Partly Cloudy - 68 F

BOTTOM

livebaseballscorecards.com

Batter	1	2	3	4	5	6	7	8	9	AB	R	H	RBI	BB	SO	LOB
7 Alex Presley, L (1, 8) OBP: 0.383, SLG: 0.415										3	1	1	0	1	0	1
48 Jared Hughes, R (8, 1)										0	0	0	0	0	0	0
56 Tim Alderson, R (9, 1)	26 FC1-6 2B		BBB 4-0 31 G6-3 26 2B BB	B X 1-0 G3 1-2			X 0-0 F7			0	0	0	0	0	0	0
31 Jose Tabata, R (1, 7) OBP: 0.283, SLG: 0.405	SSS 0-3 K		X 0-0 G6-3 1-2		X 0-0 G4-3			SSS 0-3 K		3	0	0	0	0	1	2
Junior Sosa, L (8, 8)										1	0	0	0	0	1	0
26 Felix Pie, L (1, 9) OBP: 0.400, SLG: 0.590	X 0-0 FC1-6 14 S 2-2		X 0-0 2-H 2B		X 0-0 P6			X 0-0 P3		3	0	1	1	0	0	1
71 Brett Carroll, R (8, 9) OBP: 0.667, SLG: 1.200										1	0	0	0	0	0	0
14 Gaby Sanchez, R (1, 3) OBP: 0.375, SLG: 0.706	BBB 4-0 1-2 BB		X 0-0 L1		X 0-0 G5-3			X 0-0 73 WP HR 2B		2	0	0	0	1	0	1
52 Mike Zagurski, L (6, 1)										0	0	0	0	0	0	0
35 Mark Melancon, R (7, 1)										0	0	0	0	0	0	0
80 Jeff Larish, L (8, 7) OBP: 0.600, SLG: 0.800										1	1	1	0	0	0	0
19 Michael McKenry, R (1, 2) OBP: 0.389, SLG: 0.448	SSS 0-3 K			X 0-0 10 SH1-4 5 1B 17 1B 1B		X 0-0 G5-3		BBB 4-0 2-3 HR BB		3	1	1	0	0	1	2
73 Lucas May, R (8, 2) OBP: 0.500, SLG: 0.526										0	1	0	0	1	0	0
5 Josh Harrison, R (1, 5) OBP: 0.359, SLG: 0.333		X 0-0 G4-3		X 0-0 17 1B 10 SH1-4 46 SF8 1-2 1B		X 0-0 G4-3		B X 1-0 1-H 3-H HR		3	1	1	0	0	0	0
Stefan Welch, L (8, 5) OBP: 1.000, SLG: 4.000										1	1	1	3	0	0	0
10 Jordy Mercer, R (1, 4)		BBB 4-0 17 G5-4-3 BB		X 0-0 SH1-4 1-2 2-3		SSS 0-3 K		X 0-0 F9		2	0	0	0	1	1	0
(7, 6)																
17 John McDonald, R (1, 6) OBP: 0.353, SLG: 0.300		X 0-0 G5-4-3 1-2f		X 0-0 7 S 2-3 3-H 1B			CCC 0-3 K			2	0	1	1	0	0	1
24 Jarek Cunningham, R (7, 4)										1	0	0	0	0	1	0
30 Jeanmar Gómez, R (1, 1)			SSS 0-3 K	X 0-0 SF8 3-H			CCC 0-3 K			1	0	0	0	0	1	0
46 Garrett Jones, L (4, PH) OBP: 0.323, SLG: 0.259										0	0	0	1	0	0	0
39 Jason Grilli, R (5, 1)										0	0	0	0	0	0	0
Alex Dickerson, L (6, 3)										1	0	0	0	0	1	0
Inning Stats	R: 0 E: 0 K: 2 S: 8 H: 1 LOB: 2 BB: 1 P: 12	R: 0 E: 0 K: 0 S: 2 H: 0 LOB: 0 BB: 1 P: 6	R: 1 E: 0 K: 1 S: 6 H: 1 LOB: 1 BB: 1 P: 10	R: 2 E: 0 K: 0 S: 6 H: 3 LOB: 1 BB: 0 P: 7	R: 0 E: 0 K: 0 S: 3 H: 0 LOB: 0 BB: 0 P: 3	R: 0 E: 0 K: 1 S: 5 H: 0 LOB: 0 BB: 0 P: 5	R: 0 E: 0 K: 2 S: 7 H: 0 LOB: 0 BB: 0 P: 7	R: 3 E: 0 K: 1 S: 7 H: 2 LOB: 0 BB: 1 P: 12		1B: 3 2B: 3 3B: 0 HR: 1	SF: 1 SAC: 1 DP: 1 HBP: 0			WP: 1 PB: 0 SB: 2 CS: 0	PA: 34		

	AB	28
	R	6
	H	7
	RBI	6
	BB	4
	SO	7
	LOB	8

PITCHER		IP	WLS	BF	H	R	ER	SO	BB	IBB	HBP	BLK	WP	HR	S	P	ERA	WHIP
53 Alex Cobb, R ERA: 2.81	(1, 1)	6.1		26	5	3	3	5	3	0	0	0	0	0	33	46	4.26	1.263
49 Dane De La Rosa, R ERA: 9.45	(7, 1)	1.1	L	6	1	2	2	2	1	0	0	0	1	0	9	13	13.50	1.500
75 Kirby Yates, R ERA: 1.93	(8, 1)	0.1	B	2	1	1	1	0	0	0	0	0	0	1	2	3	27.00	3.000

PITCHER	IP	WLS	BF	H	R	ER	SO	BB	IBB	HBP	BLK	WP	HR	S	P	ERA	WHIP

Minnesota Twins @ Tampa Bay Rays

Charlotte Sports Park, Port Charlotte, FL

Sat Mar 23 2013, 1:09 PM - 4:05 PM EDT

Att. 5,073 - Sunny - 84 F

TOP

livebaseballscorecards.com

Batter	1	2	3	4	5	6	7	8	9	AB	R	H	RBI	BB	SO	LOB
32 Aaron Hicks, S (1, 8) OBP: 0.359, SLG: 0.607	G6-3		2 FC5-4 1B 1-2	2 E BB 1-2 2-3 3-H		F8	BB 1-2		K	3	0	1	1	2	0	0
48 Brandon Boggs, S (7, 8) OBP: 0.220, SLG: 0.408										1	0	0	0	0	1	0
2 Brian Dozier, R (1, 4) OBP: 0.321, SLG: 0.380	1B		FC5-4 16 S 1-2f 2-3	E5 1-2 2-3 3-H		BB	K			3	0	1	0	1	0	4
95 Nate Hanson, R (6, 5)										1	0	0	0	0	1	3
16 Josh Willingham, R (1, 10) OBP: 0.440, SLG: 0.500	F7		K 1-2	K		F7		P3		4	0	0	0	0	2	7
13 Jeff Clement, L (8, PH) OBP: 0.326, SLG: 0.270 (8, 10)										1	0	0	0	0	0	0
9 Ryan Doumit, S (1, 2) OBP: 0.319, SLG: 0.395	G1-3		K		22 2B 19 FC5-2-6 1B		K 19 HBP 55 BB 5 1B	55 1B 2B		4	0	1	0	0	2	3
41 Drew Butera, R (7, PR) OBP: 0.438, SLG: 0.500 (7, 2)										1	2	1	0	0	0	0
22 Wilkin Ramirez, R (1, 7) OBP: 0.465, SLG: 0.600		84 S 84 1B 1B	K	K	2B 1-3		19 HBP 5 1B BB 1-2	1B 2-H		3	1	2	0	0	1	0
55 Chris Colabello, R (6, 3) OBP: 0.429, SLG: 0.444										1	1	1	1	1	0	0
19 Darin Mastroianni, R (1, 9) OBP: 0.421, SLG: 0.515		K	K	K	FC5-2-6 3-H		5 1B HBP 1-2 2-3	F8		4	0	0	0	0	2	4
84 Dan Rohlfing, R (1, 3) OBP: 0.379, SLG: 0.615 (6, 7)	5 G5-4-3 1B 1-H			25 BB 5 1B 32 BB 1B	K		K	K		5	1	2	1	0	3	6
5 Eduardo Escobar, S (1, 5) OBP: 0.320, SLG: 0.333 (6, 4)	G5-4-3 1-2f			32 BB 25 BB 2 E 1B 1-2	F9		32 S 1-3 2-H 3-H 1B		G3-1	5	1	2	2	0	0	3
25 Pedro Florimón, S (1, 6) OBP: 0.306, SLG: 0.273			2 FC5-4 32 1B 1B	2 E 32 BB BB 1-2 2-3		G6-3	K		K	2	0	1	0	1	0	0
96 Jason Christian, L (6, 6)										2	0	0	0	0	2	2

Inning Stats	1	2	3	4	5	6	7	8	9
R:	0	1	0	2	0	0	2	1	0
E:	0	0	0	1	0	0	0	0	0
K:	0	1	2	3	1	3	4	1	2
S:	4	6	9	12	7	3	13	7	7
H:	1	2	2	2	2	0	1	2	0
LOB:	1	0	2	3	2	1	3	0	0
BB:	0	0	0	2	0	1	2	0	0
P:	4	7	9	20	7	7	22	7	7

1B:	10
2B:	2
3B:	0
HR:	0
SF:	0
SAC:	0
DP:	1
HBP:	1

WP:	1
PB:	0
SB:	3
CS:	0
PA:	46

AB	40
R	6
H	12
RBI	5
BB	5
SO	14
LOB	32

PITCHER		IP	WLS	BF	H	R	ER	SO	BB	IBB	HBP	BLK	WP	HR	S	P	ERA	WHIP
14 David Price, L ERA: 2.77	(1, 1)	5.0		26	9	3	2	7	2	0	0	0	0	0	38	47	3.60	2.200
80 Jim Paduch, R ERA: 5.4	(6, 1)	2.0	L	12	1	2	2	4	3	0	1	0	1	0	16	29	9.00	2.000
43 Kyle Farnsworth, R ERA: 1.69	(8, 1)	0.1		3	2	1	1	0	0	0	0	0	0	0	3	3	27.00	6.000
27 Cesár Ramos, L ERA: 2.7	(8, 1)	0.2		2	0	0	0	1	0	0	0	0	0	0	4	4	0.00	0.000
61 Merrill Kelly, R ERA:	(9, 1)	1.0		3	0	0	0	2	0	0	0	0	0	0	7	7	0.00	0.000

PITCHER		IP	WLS	BF	H	R	ER	SO	BB	IBB	HBP	BLK	WP	HR	S	P	ERA	WHIP

BOTTOM

Minnesota Twins @ Tampa Bay Rays

Charlotte Sports Park, Port Charlotte, FL

Sat Mar 23 2013, 1:09 PM - 4:05 PM EDT

Att. 5,073 - Sunny - 84 F

livebaseballscorecards.com

Batter	1	2	3	4	5	6	7	8	9	AB	R	H	RBI	BB	SO	LOB
8 Desmond Jennings, R (1, 8) OBP: 0.412, SLG: 0.317 1 Sean Rodríguez, R (6, 9) OBP: 0.235, SLG: 0.391	G6-3		FC6-4 1-2f		F8		K2-3			3 1	0 0	0 0	0 0	0 0	0 1	1 1
18 Ben Zobrist, S (1, 9) OBP: 0.273, SLG: 0.345 86 Leslie Anderson, L (6, 7) OBP: 0.420, SLG: 0.583	F9		K		F7			G3		3 1	0 0	0 0	0 0	0 0	1 0	1 0
20 Matt Joyce, L (1, 7) OBP: 0.354, SLG: 0.341 66 Jason Bourgeois, R (6, 8) OBP: 0.371, SLG: 0.300	G3		L6		K			G3		3 1	0 0	0 0	0 0	0 0	1 0	1 0
3 Evan Longoria, R (1, 5) OBP: 0.429, SLG: 0.605 64 Shelley Duncan, R (7, 3) OBP: 0.262, SLG: 0.538		2B		30 G3-4-1 11 2B BB		L5		G1-4-3		2 1	1 0	1 0	0 0	1 0	0 0	0 0
30 Luke Scott, L (1, 10) OBP: 0.378, SLG: 0.765 19 Ryan Roberts, R (9, PH) OBP: 0.196, SLG: 0.349		21 G6-4-3 BB		G3-4-1 1-2		G6-3			K	2 1	0 0	0 0	0 0	1 0	0 1	1 0
11 Yunel Escobar, R (1, 6) OBP: 0.283, SLG: 0.395 7 Mike Fontenot, L (7, 5) OBP: 0.292, SLG: 0.200		K		21 2B 2-H		1B			K	3 1	1 0	2 0	1 0	0 0	1 1	2 0
21 James Loney, L (1, 3) OBP: 0.304, SLG: 0.302 87 Cole Figueroa, L (7, 6) OBP: 0.405, SLG: 0.469	G6-4-3 1-2f			59 E 2-H		F9			G3	3 1	1 0	1 0	1 0	0 0	0 0	3 0
59 Jose Lobaton, S (1, 2) OBP: 0.325, SLG: 0.343 Joey Rickard, R (7, PR) 16 Chris Gimenez, R (8, 2) OBP: 0.400, SLG: 0.541			HR	E8 2 G4-6-3 2-H		1B	2 G6-3			3 0 0	1 0 0	3 0 0	1 0 0	0 0 0	0 0 0	0 0 0
2 Kelly Johnson, L (1, 4) OBP: 0.260, SLG: 0.143 81 Reid Redman, R (8, 4)			8 FC6-4 BB	G4-6-3 1-2f			G6-3 1-2f			2 0	0 0	0 0	0 0	1 0	0 0	2 0

	AB	31
	R	4
	H	7
	RBI	3
	BB	3
	SO	6
	LOB	12

Inning Stats	1	2	3	4	5	6	7	8	9
	R: 0 E: 0 K: 0 S: 3	H: 0 LOB: 0 BB: 0 P: 3	R: 0 E: 0 K: 1 S: 5	H: 1 LOB: 1 BB: 1 P: 9	R: 1 E: 0 K: 1 S: 6	H: 1 LOB: 1 BB: 1 P: 10	R: 3 E: 1 K: 0 S: 5	H: 3 LOB: 0 BB: 1 P: 9	R: 0 E: 0 K: 1 S: 5	H: 0 LOB: 0 BB: 0 P: 5	R: 0 E: 0 K: 0 S: 4	H: 1 LOB: 1 BB: 0 P: 4	R: 0 E: 0 K: 1 S: 5	H: 1 LOB: 1 BB: 0 P: 5	R: 0 E: 0 K: 0 S: 3	H: 0 LOB: 0 BB: 0 P: 3	R: 0 E: 0 K: 2 S: 7	H: 0 LOB: 0 BB: 0 P: 7

	1B: 3	SF: 0	WP: 0	PA: 34
	2B: 3	SAC: 0	PB: 0	
	3B: 0	DP: 3	SB: 0	
	HR: 1	HBP: 0	CS: 0	

PITCHER		IP	WLS	BF	H	R	ER	SO	BB	IBB	HBP	BLK	WP	HR	S	P	ERA	WHIP
30 Kevin Correia, R ERA: 6.3	(1, 1)	4.2		20	5	4	3	2	3	0	0	0	0	1	21	33	5.79	1.714
43 Tim Wood, R ERA: 4.91	(5, 1)	1.1	W	5	1	0	0	1	0	0	0	0	0	0	7	7	0.00	0.750
15 Glen Perkins, L ERA:	(7, 1)	1.0	H	3	1	0	0	1	0	0	0	0	0	0	5	5	0.00	1.000
31 Alex Burnett, R ERA: 7.71	(8, 1)	1.0	H	3	0	0	0	0	0	0	0	0	0	0	3	3	0.00	0.000
50 Casey Fien, R ERA: 5.4	(9, 1)	1.0	S	3	0	0	0	2	0	0	0	0	0	0	7	7	0.00	0.000

PITCHER	IP	WLS	BF	H	R	ER	SO	BB	IBB	HBP	BLK	WP	HR	S	P	ERA	WHIP

Batter	1	2	3	4	5	6	7	8	9	10	AB	R	H	RBI	BB	SO	LOB
8 Desmond Jennings, R (1, 8) OBP: 0.418, SLG: 0.378	B X 1-0 2 G4-3 20 1B 2B		X 0-0 ② F9	X 0-0 1-H 2-H 18 1B 2B		X 0-0 ② G4-3		B B B B 4-0 BB	C C C 0-3 ③ K	4	2	2	2	0	0	0
7 Mike Fontenot, L (6, 4) OBP: 0.300, SLG: 0.195											1	0	0	0	1	1	0
2 Kelly Johnson, L (1, 4) OBP: 0.296, SLG: 0.159	X 0-0 ① G4-3 2-3		B B B B 4-0 18 1B BB	B B B B 4-0 18 1B BB		X 0-0 18 1B 1B		X 0-0 ③ L6			2	0	1	0	2	0	1
16 Chris Gimenez, R (6, 2) OBP: 0.390, SLG: 0.526											1	0	0	0	0	0	1
18 Ben Zobrist, S (1, 10) OBP: 0.342, SLG: 0.412	S S S 0-3 ② K		X 0-0 1-2 1B	X 0-0 20 CS 1-3 3-H 1B		X 0-0 1-3 1B			X 0-0 64 F8 66 SH2-3 21 2B 1B		5	0	4	1	0	1	1
40 Kevin Kiermaier, L (9, PR) OBP: 0.300, SLG: 0.556 (9, 10)											0	1	0	0	0	0	0
20 Matt Joyce, L (1, 9) OBP: 0.365, SLG: 0.356	X 0-0 3-H 1B		S S S 0-3 ③ K	B 1-0 ③ CS 1-2	X 0-0 19 1B 64 S 1B	X 0-0 ③ G4-3			X 0-0 ① SH2-3 1-2		4	0	2	1	0	1	4
66 Jason Bourgeois, R (6, 7) OBP: 0.371, SLG: 0.300											0	0	0	0	0	0	0
64 Shelley Duncan, R (1, 3) OBP: 0.255, SLG: 0.500	X 0-0 ③ P3			X 0-0 11 1B 28 E 1B	S S S 0-3 ① K 1-2		X 0-0 ① F8		X 0-0 ② F8 2-3		5	1	1	0	0	1	4
11 Yunel Escobar, R (1, 6) OBP: 0.300, SLG: 0.391		X 0-0 ① G6-3		X 0-0 19 CS 1-3 1B	B B B B 4-0 28 G5-3 19 1B BB		X 0-0 ② G6-3		X 0-0 3-H 2B		3	0	1	0	1	0	0
21 Jake Hager, R (7, 6) OBP: 1.000, SLG: 2.000											1	0	1	1	0	0	0
19 Ryan Roberts, R (1, 5) OBP: 0.196, SLG: 0.333	X 0-0 ② G5-3			B X 1-0 ① ② F8 1-2	X 0-0 28 G5-3 1-2 2-3 1B		S S S 0-3 ③ K		S S S 0-3 ③ K		5	0	1	0	0	2	4
28 José Molina, R (1, 2) OBP: 0.250, SLG: 0.200	X 0-0 ③ F8			X 0-0 E5 1 BB 8 2B 3-H	X 0-0 ②③ G5-3 1-2 2-3f		C C C 0-3 ① K		X 0-0 ① G4-3		3	1	0	0	0	0	3
25 Drew Vettleson, L (6, 9)											2	0	0	0	0	1	0
1 Sean Rodríguez, R (1, 7) OBP: 0.232, SLG: 0.360 (6, 8)			X 0-0 ① G1-3	B B B B 4-0 8 2B 1-2 BB		C C C 0-3 ① K		S S S 0-3 ② K	X 0-0 ② G3		4	1	0	0	1	2	0
Inning Stats	R: 1 H: 2 E: 0 LOB: 1 K: 1 BB: 0 S: 7 P: 8	R: 0 H: 0 E: 0 LOB: 0 K: 0 BB: 0 S: 3 P: 3	R: 0 H: 1 E: 0 LOB: 2 K: 1 BB: 1 S: 6 P: 10	R: 4 H: 4 E: 1 LOB: 1 K: 0 BB: 2 S: 6 P: 16	R: 0 H: 2 E: 0 LOB: 2 K: 1 BB: 1 S: 6 P: 10	R: 0 H: 2 E: 0 LOB: 2 K: 1 BB: 0 S: 7 P: 7	R: 0 H: 0 E: 0 LOB: 0 K: 1 BB: 0 S: 5 P: 5	R: 0 H: 0 E: 0 LOB: 1 K: 2 BB: 1 S: 7 P: 11	R: 1 H: 2 E: 0 LOB: 2 K: 1 BB: 0 S: 7 P: 7	R: 0 H: 0 E: 0 LOB: 0 K: 1 BB: 0 S: 5 P: 5	1B: 10 2B: 3 3B: 0 HR: 0	SF: 0 SAC: 1 DP: 1 HBP: 0					

PITCHER	IP	WLS	BF	H	R	ER	SO	BB	IBB	HBP	BLK	WP	HR	S	P	ERA	WHIP
43 Adam Warren, R (1, 1) ERA: 8.15	3.2		19	6	5	1	2	2	0	0	0	0	0	21	31	2.46	2.182
96 Vidal Nuño, L (4, 1) ERA: 0.66	0.1		3	2	0	0	0	1	0	0	0	0	0	2	7	0.00	9.000
38 Cody Eppley, R (5, 1) ERA: 12.15	1.0		4	1	0	0	1	1	0	0	0	0	0	5	9	0.00	2.000
42 Mariano Rivera, R (6, 1) ERA:	1.0		5	2	0	0	1	0	0	0	0	0	0	7	7	0.00	2.000
62 Joba Chamberlain, R (7, 1) ERA: 3.24	1.0		3	0	0	0	1	0	0	0	0	0	0	5	5	0.00	0.000

PITCHER	IP	WLS	BF	H	R	ER	SO	BB	IBB	HBP	BLK	WP	HR	S	P	ERA	WHIP
48 Boone Logan, L (8, 1) ERA: 3.0	1.0		4	0	0	0	2	1	0	0	0	0	0	7	11	0.00	1.000
34 David Aardsma, R (9, 1) ERA: 3.86	1.0	B	5	2	1	1	1	0	0	0	0	0	0	7	7	9.00	2.000
53 Josh Spence, L (10, 1) ERA: 1.17	0.1		1	0	0	0	0	0	0	0	0	0	0	1	1	0.00	0.000
89 Preston Claiborne, R (10, 1) ERA: 0.93	0.2	W	2	0	0	0	1	0	0	0	0	0	0	4	4	0.00	0.000

TOP

Tampa Bay Rays @ New York Yankees

George M. Steinbrenner Field, Tampa, FL

Sun Mar 24 2013, 1:07 PM - 4:29 PM EDT

Att. 10,984 - Partly Cloudy - 75 F

livebaseballscorecards.com

AB	40
R	6
H	13
RBI	5
BB	5
SO	9
LOB	18

WP: 0 PA: 47
PB: 0
SB: 1
CS: 2

Tampa Bay Rays @ New York Yankees

George M. Steinbrenner Field, Tampa, FL

Sun Mar 24 2013, 1:07 PM - 4:29 PM EDT

Att. 10,984 - Partly Cloudy - 75 F

livebaseballscorecards.com

Batter	1	2	3	4	5	6	7	8	9	10	AB	R	H	RBI	BB	SO	LOB
11 Brett Gardner, L (1, 8) OBP: 0.371, SLG: 0.327	0-0 26 FC6-4 1B		0-0 ① FC3-6 26 WP 26 3B 1-2f		0-0 ① F7		0-0 ③ F7		0-0 ③ G6-3		4	1	1	0	0	0	1
60 Thomas Neal, R (9, 9) OBP: 0.341, SLG: 0.425											1	0	0	0	0	0	0
26 Eduardo Núñez, R (1, 6) OBP: 0.350, SLG: 0.358	0-0 ① FC6-4 31 FC4-6 1-2f		B X 1-0 1-H 3B		0-0 31 CS 1B			B B B B 4-0 31 G3-1 31 S 36 HR BB		B B B C C F X 3-2 HR	3	1	2	1	1	0	1
95 Ronnier Mustelier, R (9, 7) OBP: 0.378, SLG: 0.588											1	1	1	1	0	0	0
31 Ichiro Suzuki, L (1, 9) OBP: 0.388, SLG: 0.400	0-0 ② FC4-6 36 HR 1-2f		0-0 ② G1-3		B X 1-0 ② ③ 1-2 1B			B X 1-0 ① G3-1 1-3			4	1	1	0	0	0	3
63 Melky Mesa, R (9, 8) OBP: 0.246, SLG: 0.358											0	0	0	0	0	0	0
36 Kevin Youkilis, R (1, 5) OBP: 0.304, SLG: 0.786	C X 0-1 1-H HR		S S S 0-3 ③ K			X 0-0 ① F9		B B X 2-0 3-H HR			4	2	2	4	0	1	1
97 José Pirela, R (9, 5) OBP: 0.324, SLG: 0.500											0	0	0	0	0	0	0
33 Travis Hafner, L (1, 10) OBP: 0.233, SLG: 0.324	0-0 ③ F9			X 0-0 ① F9		B C X 1-1 HR		B B B B 4-0 BB			3	1	1	1	0	0	0
12 Dan Johnson, L (8, PH) OBP: 0.286, SLG: 0.063 (9, 10)											0	0	0	0	1	0	0
54 Juan Rivera, R (1, 3) OBP: 0.328, SLG: 0.404		X 0-0 29 G6-4-3 1B		X 0-0 ② F8		X 0-0 ② P5		X 0-0 ② F9			4	0	1	0	0	0	1
85 Gil Velazquez, R (9, 3) OBP: 0.393, SLG: 0.292											0	0	0	0	0	0	0
40 Ben Francisco, R (1, 7) OBP: 0.420, SLG: 0.651		X 0-0 ① F9		B B B B 4-0 29 1B BB		X 0-0 ③ G5-3		X 0-0 ③ G5-3			3	0	0	0	1	0	2
93 Walter Ibarra, S (9, 6) OBP: 0.421, SLG: 0.389											0	0	0	0	0	0	0
29 Francisco Cervelli, R (1, 2) OBP: 0.282, SLG: 0.314		X 0-0 ② ③ G6-4-3 1-2f		X 0-0 17 FC6-4 1-2 1B			X 0-0 ① G6-3		X 0-0 ① G4-3		3	0	1	0	0	0	1
Corban Joseph, L (9, 4) OBP: 0.273, SLG: 0.300											1	0	0	0	0	0	0
17 Jayson Nix, R (1, 4) OBP: 0.259, SLG: 0.229			B B B B 4-0 11 FC3-6 BB	X 0-0 ③ FC6-4 1-2f			X 0-0 ② F7		X 0-0 ② G5-3		2	0	0	0	1	0	2
45 Bobby Wilson, R (9, 2) OBP: 0.182, SLG: 0.143											1	0	0	0	0	0	0
Inning Stats	R: 2 E: 0 K: 0 S: 6 H: 2 LOB: 0 P: 6	R: 0 E: 0 K: 0 S: 3 H: 1 LOB: 0 BB: 0 P: 3	R: 1 E: 0 K: 1 S: 6 H: 1 LOB: 1 BB: 1 P: 11	R: 0 E: 0 K: 0 S: 4 H: 1 LOB: 2 BB: 1 P: 8	R: 0 E: 0 K: 0 S: 3 H: 2 LOB: 1 BB: 0 P: 4	R: 1 E: 0 K: 0 S: 5 H: 1 LOB: 0 BB: 0 P: 6	R: 0 E: 0 K: 0 S: 3 H: 0 LOB: 0 BB: 0 P: 3	R: 2 E: 0 K: 0 S: 4 H: 1 LOB: 1 BB: 2 P: 15	R: 0 E: 0 K: 0 S: 3 H: 0 LOB: 0 BB: 0 P: 3	R: 1 E: 0 K: 0 S: 4 H: 1 LOB: 0 BB: 0 P: 7	1B: 5 2B: 0 3B: 1 HR: 4	SF: 0 SAC: 0 DP: 1 HBP: 0						

BOTTOM

AB	34
R	7
H	10
RBI	7
BB	4
SO	1
LOB	12

WP: 1 PB: 0 SB: 1 CS: 1 PA: 38

PITCHER		IP	WLS	BF	H	R	ER	SO	BB	IBB	HBP	BLK	WP	HR	S	P	ERA	WHIP
58 Jeremy Hellickson, R ERA: 5.03	(1, 1)	7.0		28	8	4	4	1	2	0	0	0	1	2	30	41	5.14	1.429
35 Jamey Wright, R ERA: 6.3	(8, 1)	2.0	B	9	1	2	2	0	2	0	0	0	0	1	7	18	9.00	1.500
Josh Lueke, R ERA: 2.0	(10, 1)	0.0	L	1	1	1	1	0	0	0	0	0	0	1	4	7	∞	∞

PITCHER	IP	WLS	BF	H	R	ER	SO	BB	IBB	HBP	BLK	WP	HR	S	P	ERA	WHIP

Pittsburgh Pirates @ Tampa Bay Rays

Charlotte Sports Park, Port Charlotte, FL

Mon Mar 25 2013, 7:08 PM - 10:08 PM EDT

Att. 4,607 - Clear - 70 F

TOP

livebaseballscorecards.com

Batter	1	2	3	4	5	6	7	8	9	AB	R	H	RBI	BB	SO	LOB
31 Jose Tabata, R (1, 9) OBP: 0.302, SLG: 0.449	G5-3	55 2B 1-2 1B		FC6-4 22 E 1-2f		K		K		3	0	1	0	0	0	1
23 Travis Snider, L (6, PH) OBP: 0.333, SLG: 0.395 (6, 9)										2	0	0	0	0	2	0
55 Russell Martin, R (1, 2) OBP: 0.286, SLG: 0.229	14 BB 22 BB 1B	1-3 2-H 2B		F8		K			P3	5	0	2	1	0	1	1
22 Andrew McCutchen, R (1, 8) OBP: 0.340, SLG: 0.488	B B B B 14 BB 1-2 BB	F8		FC5 14 BB 1-3		G4-3			1B	4	0	1	0	1	0	3
14 Gaby Sanchez, R (1, 5) OBP: 0.447, SLG: 0.737	B B B B 1-2 2-3 BB		B B B B 78 WP 5 1B BB	B B B B 1-2 BB			S C S		P5	0	1	0	0	3	0	0
46 Garrett Jones, L (7, PH) OBP: 0.324, SLG: 0.344 (7, 3)										2	0	0	0	0	1	1
78 Brandon Inge, R (1, 3) OBP: 0.205, SLG: 0.162 (7, 5)	C S S K	S C S 1-2 K		F9			1B		L5	5	0	1	0	0	2	8
18 Neil Walker, S (1, 4) OBP: 0.288, SLG: 0.313	G4-3	F7			G5-3		S C S K			4	0	0	0	0	1	5
5 Josh Harrison, R (1, 7) OBP: 0.341, SLG: 0.316		G5-3	2-H 1B		G5-3		S C S K			3	0	1	1	0	0	0
7 Alex Presley, L (7, PH) OBP: 0.396, SLG: 0.400 (7, 7)										1	0	0	0	0	1	1
12 Clint Barmes, R (1, 6) OBP: 0.220, SLG: 0.385		C S S K	F8		2B			P6		4	0	1	0	0	1	1
38 Kyle McPherson, R (1, 1) OBP: 0.500, SLG: 0.400		31 1B 55 2B 1B	B B B B 31 FC6-4 BB		G6-3			S C S K		2	1	1	0	1	0	1
32 Vin Mazzaro, R (6, 1)										0	0	0	0	0	0	0
62 Brooks Brown, L (7, 1)										0	0	0	0	0	0	0
26 Felix Pie, L (8, PH) OBP: 0.408, SLG: 0.571										1	0	0	0	0	1	0
71 Kris Johnson, L (8, 1)										0	0	0	0	0	0	0
Inning Stats	R: 0 E: 0 K: 1 S: 6 H: 1 LOB: 3 BB: 2 P: 14	R: 1 E: 0 K: 1 S: 8 H: 3 LOB: 2 BB: 0 P: 8	R: 1 E: 0 K: 1 S: 6 H: 1 LOB: 1 BB: 1 P: 10	R: 0 E: 1 K: 0 S: 4 H: 0 LOB: 3 BB: 2 P: 12	R: 0 E: 0 K: 0 S: 4 H: 1 LOB: 1 BB: 0 P: 4	R: 0 E: 0 K: 2 S: 7 H: 0 LOB: 0 BB: 0 P: 7	R: 0 E: 0 K: 3 S: 10 H: 1 LOB: 1 BB: 0 P: 10	R: 0 E: 0 K: 2 S: 7 H: 0 LOB: 0 BB: 0 P: 7	R: 0 E: 0 K: 0 S: 4 H: 1 LOB: 1 BB: 0 P: 4	1B: 6 2B: 2 3B: 0 HR: 0 SF: 0 SAC: 0 DP: 0 HBP: 0						

	AB	36
	R	2
	H	8
	RBI	2
	BB	5
	SO	10
	LOB	22

WP: 1 PB: 0 SB: 0 CS: 0 PA: 41

PITCHER		IP	WLS	BF	H	R	ER	SO	BB	IBB	HBP	BLK	WP	HR	S	P	ERA	WHIP
55 Matt Moore, L ERA: 4.67	(1, 1)	4.2		26	6	2	2	3	5	0	0	0	1	0	27	47	3.86	2.357
47 Brandon Gomes, R ERA: 1.74	(5, 1)	1.1	W	4	0	0	0	2	0	0	0	0	0	0	8	8	0.00	0.000
62 Joel Peralta, R ERA: 1.13	(7, 1)	2.0		7	1	0	0	5	0	0	0	0	0	0	17	17	0.00	0.500
49 C.J. Riefenhauser, L ERA:	(9, 1)	1.0		4	1	0	0	0	0	0	0	0	0	0	4	4	0.00	1.000

PITCHER		IP	WLS	BF	H	R	ER	SO	BB	IBB	HBP	BLK	WP	HR	S	P	ERA	WHIP

BOTTOM

Pittsburgh Pirates @ Tampa Bay Rays

Charlotte Sports Park, Port Charlotte, FL

Mon Mar 25 2013, 7:08 PM - 10:08 PM EDT

Att. 4,607 - Clear - 70 F

livebaseballscorecards.com

Batter	1	2	3	4	5	6	7	8	9	AB	R	H	RBI	BB	SO	LOB
8 Desmond Jennings, R (1, 8) OBP: 0.424, SLG: 0.388 19 Ryan Roberts, R (8, 5) OBP: 0.192, SLG: 0.327	G5-3		E5 1B		K	2-H 1B		K		4 1	0 0	2 0	1 0	0 0	1 1	1 1
18 Ben Zobrist, S (1, 4) OBP: 0.333, SLG: 0.474 7 Mike Fontenot, L (8, 4) OBP: 0.300, SLG: 0.195	P6		G3-1		1-H HR	F8				4 0	1 0	1 0	2 0	0 0	0 0	2 0
20 Matt Joyce, L (1, 9) OBP: 0.375, SLG: 0.367 63 Craig Albernaz, R (8, 2) OBP: 0.500, SLG: 0.500	F7			L3	3 HR 1B		64 HBP 1B			4 0	1 0	2 0	0 0	0 0	0 0	0 0
3 Evan Longoria, R (1, 5) OBP: 0.413, SLG: 0.643 26 Ty Morrison, L (8, 9) OBP: 0.250, SLG: 0.250		G6-3		F9	1-H HR		K			4 0	1 0	1 0	2 0	0 0	1 0	1 0
64 Shelley Duncan, R (1, 10) OBP: 0.294, SLG: 0.596		HR		E3 11 1B		2B	1-2 11 G6-3 HBP			3	1	2	1	0	0	0
11 Yunel Escobar, R (1, 6) OBP: 0.296, SLG: 0.380		F9		1-2 1B	G4-3		1-2f G6-3			4	0	1	0	0	0	3
21 James Loney, L (1, 3) OBP: 0.300, SLG: 0.283		K		G1-3		2 WP 8 1B BB		G3-1		3	1	0	0	1	1	2
28 José Molina, R (1, 2) OBP: 0.263, SLG: 0.176 1 Sean Rodríguez, R (8, 8) OBP: 0.246, SLG: 0.360			G4-3		18 HR BB	K		BB		2 0	1 0	0 0	0 0	1 1	1 0	1 0
2 Kelly Johnson, L (1, 7) OBP: 0.276, SLG: 0.146			F7		F7	1-2 K		K		4	0	0	0	0	2	3
Inning Stats	R: 0 E: 0 K: 0 S: 3 H: 0 LOB: 0 BB: 0 P: 3	R: 1 E: 0 K: 1 S: 8 H: 1 LOB: 0 BB: 0 P: 8	R: 0 E: 1 K: 0 S: 4 H: 1 LOB: 1 BB: 0 P: 4	R: 0 E: 1 K: 0 S: 5 H: 1 LOB: 2 BB: 0 P: 5	R: 4 E: 0 K: 1 S: 10 H: 4 LOB: 1 BB: 1 P: 17	R: 1 E: 0 K: 2 S: 8 H: 1 LOB: 1 BB: 1 P: 13	R: 0 E: 0 K: 1 S: 5 H: 1 LOB: 1 BB: 0 P: 6	R: 0 E: 0 K: 2 S: 7 H: 0 LOB: 1 BB: 1 P: 11		1B: 5 2B: 1 3B: 0 HR: 3 SF: 0 SAC: 0 DP: 1 HBP: 1						

AB	33
R	6
H	9
RBI	6
BB	3
SO	7
LOB	14

WP: 1 PA: 37
PB: 0
SB: 0
CS: 0

PITCHER		IP	WLS	BF	H	R	ER	SO	BB	IBB	HBP	BLK	WP	HR	S	P	ERA	WHIP
38 Kyle McPherson, R ERA: 8.46	(1, 1)	5.0	L	24	7	5	5	2	1	0	0	0	0	3	30	37	9.00	1.600
32 Vin Mazzaro, R ERA: 8.44	(6, 1)	1.0		5	1	1	1	2	1	0	0	0	1	0	8	13	9.00	2.000
62 Brooks Brown, R ERA: 2.25	(7, 1)	1.0		4	1	0	0	1	0	0	1	0	0	0	5	6	0.00	1.000
71 Kris Johnson, L ERA: 2.7	(8, 1)	1.0		4	0	0	0	2	1	0	0	0	0	0	7	11	0.00	1.000

PITCHER	IP	WLS	BF	H	R	ER	SO	BB	IBB	HBP	BLK	WP	HR	S	P	ERA	WHIP

Tampa Bay Rays @ Philadelphia Phillies

Bright House Field, Clearwater, FL

Tue Mar 26 2013, 1:09 PM - 3:37 PM EDT

Att. 10,582 - Sunny - 53 F

TOP

livebaseballscorecards.com

Batter	1	2	3	4	5	6	7	8	9	AB	R	H	RBI	BB	SO	LOB
1 Sean Rodríguez, R (1, 8) OBP: 0.250, SLG: 0.377	F8		1-H 2B			G6-3			K	3	0	1	1	0	0	0
Joey Rickard, R (7, 8)										1	0	0	0	0	1	0
7 Mike Fontenot, L (1, 4) OBP: 0.278, SLG: 0.178	K		F7			F8			L5	4	0	0	0	0	1	1
19 Ryan Roberts, R (1, 5) OBP: 0.200, SLG: 0.314	K			G5-3			59 G3-6-3 BB			2	0	0	0	1	1	0
Ben Kline, R (7, 5)										0	0	0	0	0	0	0
64 Shelley Duncan, R (1, 3) OBP: 0.296, SLG: 0.571		K		59 G6-3 BB			F8			2	0	0	0	1	1	1
59 Jose Lobaton, S (1, 2) OBP: 0.302, SLG: 0.316		F9		G6-3 1-2f			G3-6-3 1-2f			3	0	0	0	0	0	2
25 Drew Vettleson, L (1, 9) OBP: 0.167, SLG: 0.167		K			7 G4-3 7 WP 66 L1-5 1B				F7	3	0	1	0	0	1	0
7 Vince Belnome, L (1, 10)			K		G4-3 1-3				K	3	0	0	0	0	2	1
66 Jason Bourgeois, R (1, 7) OBP: 0.368, SLG: 0.303			1 2B 1B		L1-5 3-3				G6-3	3	1	1	0	0	0	1
68 Shawn O'Malley, S (1, 6) OBP: 0.294, SLG: 0.250			P4			K2-3			K	3	0	0	0	0	2	1

	AB	27
	R	1
	H	3
	RBI	1
	BB	2
	SO	9
	LOB	7

Inning Stats	1	2	3	4	5	6	7	8	9
	R: 0 E: 0 K: 2 S: 7	H: 0 LOB: 0 BB: 0 P: 7	R: 0 E: 0 K: 2 S: 7	H: 0 LOB: 0 BB: 0 P: 7	R: 1 E: 0 K: 1 S: 7	H: 2 LOB: 1 BB: 0 P: 7	R: 0 E: 0 K: 0 S: 2	H: 0 LOB: 0 BB: 1 P: 6	R: 0 E: 0 K: 0 S: 3	H: 1 LOB: 0 BB: 0 P: 4	R: 0 E: 0 K: 1 S: 5	H: 0 LOB: 0 BB: 0 P: 5	R: 0 E: 0 K: 0 S: 2	H: 0 LOB: 0 BB: 1 P: 6	R: 0 E: 0 K: 1 S: 5	H: 0 LOB: 0 BB: 0 P: 5	R: 0 E: 0 K: 2 S: 7	H: 0 LOB: 0 BB: 0 P: 7

	1B: 2	SF: 0	WP: 1	PA: 29
	2B: 2	SAC: 0	PB: 0	
	3B: 0	DP: 3	SB: 0	
	HR: 0	HBP: 0	CS: 0	

PITCHER		IP	WLS	BF	H	R	ER	SO	BB	IBB	HBP	BLK	WP	HR	S	P	ERA	WHIP
46 Raul Valdes, L ERA: 4.15	(1, 1)	3.0		11	2	1	1	5	0	0	0	0	0	0	21	21	3.00	0.667
40 Michael Stutes, R ERA: 7.36	(4, 1)	1.0		3	0	0	0	0	1	0	0	0	0	0	2	6	0.00	1.000
47 Jeremy Horst, L ERA: 4.8	(5, 1)	2.0	W	6	1	0	0	1	0	0	0	0	1	0	8	9	0.00	0.500
41 Colby Shreve, R ERA:	(7, 1)	1.0		3	0	0	0	0	1	0	0	0	0	0	2	6	0.00	1.000
59 Antonio Bastardo, L ERA: 4.32	(8, 1)	0.2		2	0	0	0	1	0	0	0	0	0	0	4	4	0.00	0.000

PITCHER		IP	WLS	BF	H	R	ER	SO	BB	IBB	HBP	BLK	WP	HR	S	P	ERA	WHIP
45 Steven Inch, R ERA:	(8, 1)	0.1		1	0	0	0	0	0	0	0	0	0	0	1	1	0.00	0.000
58 Jonathan Papelbon, R ERA: 9.82	(9, 1)	1.0		3	0	0	0	2	0	0	0	0	0	0	7	7	0.00	0.000

BOTTOM

Tampa Bay Rays @ Philadelphia Phillies

Bright House Field, Clearwater, FL

Tue Mar 26 2013, 1:09 PM - 3:37 PM EDT

Att. 10,582 - Sunny - 53 F

livebaseballscorecards.com

Batter	1	2	3	4	5	6	7	8	9	AB	R	H	RBI	BB	SO	LOB
2 Ben Revere, L (1, 8)	G6-3			G3	BB	G1-3		E3		3	0	0	0	1	0	1
43 Ender Inciarte, L (8, 8)										1	0	0	0	0	0	0
11 Jimmy Rollins, S (1, 6)	26 G3-6-3 1B			G4-3	G6-3	G4-3		P2		4	0	1	0	0	0	2
6 Miguel Abreu, R (8, PH) (9, 6)										1	0	0	0	0	0	1
26 Chase Utley, L (1, 4)	G3-6-3			G3		6 1B 9 2B 2B	P2			4	1	1	0	0	0	1
Matt Tolbert, S (8, 4)	1-2f									0	0	0	0	0	0	0
6 Ryan Howard, L (1, 3)		F8			9 2B 28 G3 1B	9 2B 2-3 28 2B 1B	P6			4	2	2	0	0	0	0
19 Laynce Nix, L (9, 3)										0	0	0	0	0	0	0
9 Domonic Brown, L (1, 9)		G3			28 G3 1-3 4 1B 2B	1-3 3-H 28 2B 2B	28 FC6-4 1B			4	2	3	1	0	0	0
22 Derrick Mitchell, R (9, 9)										0	0	0	0	0	0	0
28 Kevin Frandsen, R (1, 5)		G6-3			G3 2-3 3-H	2-H 3-H 13 1B 2B	FC6-4 1-2f			4	1	1	3	0	0	2
4 Pete Orr, L (1, 10)			P4		13 HR 3-H 1B	F7		G4-3		4	1	1	1	0	0	1
13 Freddy Galvis, S (1, 7)			G4-3		1-H HR	12 1B 2-H 1B		G4-3		4	2	2	3	0	0	0
12 Humberto Quintero, R (1, 2)			G6-3		G4-3	2 G1-3 2-H 1B		43 E 2B		4	1	2	1	0	0	0

	AB	R	H	RBI	BB	SO	LOB
	37	10	13	9	1	0	8

Inning Stats	1	2	3	4	5	6	7	8	9
R	0	0	0	0	4	5	0	1	
E	0	0	0	0	0	0	0	1	
K	0	0	0	0	0	0	0	0	
S	3	3	3	3	8	9	4	5	
H	1	0	0	0	4	6	1	1	
LOB	0	0	0	0	1	1	1	1	
BB	0	0	0	0	1	0	0	0	
P	3	3	3	3	12	9	4	5	

	1B	2B	3B	HR	SF	SAC	DP	HBP
	7	5	0	1	0	0	1	0

	WP	PB	SB	CS	PA
	0	0	0	0	38

PITCHER		IP	WLS	BF	H	R	ER	SO	BB	IBB	HBP	BLK	WP	HR	S	P	ERA	WHIP
40 Roberto Hernandez, R	(1, 1)	6.0	L	29	11	9	9	0	1	0	0	0	0	1	29	33	13.50	2.000
ERA: 5.33																		
27 Cesár Ramos, L	(7, 1)	1.2		7	2	1	0	0	0	0	0	0	0	0	7	7	0.00	1.200
ERA: 2.16																		
74 Adam Liberatore, L	(8, 1)	0.1		2	0	0	0	0	0	0	0	0	0	0	2	2	0.00	0.000
ERA: 2.45																		

PITCHER	IP	WLS	BF	H	R	ER	SO	BB	IBB	HBP	BLK	WP	HR	S	P	ERA	WHIP

Batter	1	2	3	4	5	6	7	8	9	AB	R	H	RBI	BB	SO	LOB
1 Emilio Bonifácio, S (1, 4) OBP: 0.338, SLG: 0.484	F8		G4-3			K		28 HR 87 E 1-2 2-3 1B	P3	3	0	0	0	0	1	1
84 John Tolisano, S (7, 4) OBP: 0.500, SLG: 0.500			1-2							2	1	1	0	0	0	1
11 Rajai Davis, R (1, 7) OBP: 0.269, SLG: 0.520	P3			F7		HBP		F9		2	0	0	0	0	0	0
82 Jonathan Jones, R (6, 7) OBP: 0.500, SLG: 0.500										1	0	0	0	0	0	3
3 Maicer Izturis, S (1, 5) OBP: 0.293, SLG: 0.302	G4-3			2B		F9		E4 1-2 2-3 3-H		3	0	1	0	0	0	1
87 Andy Burns, R (7, 5)								28 HR		1	1	0	1	0	0	2
26 Adam Lind, L (1, 3) OBP: 0.400, SLG: 0.518		F7		K			K	K		3	0	0	0	0	2	1
72 Adam Loewen, L (7, 3) OBP: 0.188, SLG: 0.071										1	0	0	0	0	1	3
28 Colby Rasmus, L (1, 8) OBP: 0.365, SLG: 0.325		K		P5			G1-6-3	1-H 2-H 3-H HR		4	1	1	4	0	1	1
22 Henry Blanco, R (1, 2) OBP: 0.294, SLG: 0.387		G6-3			P6		K	P2		4	0	0	0	0	1	0
76 Jack Murphy, S (9, 2) OBP: 0.167, SLG: 0.333										0	0	0	0	0	0	0
17 Ryan Langerhans, L (1, 9) OBP: 0.362, SLG: 0.425			G4-3		G6-3			15 E 15 1B 1B	BB	3	1	1	0	1	0	0
15 Mike Nickeas, R (1, 10) OBP: 0.279, SLG: 0.256			G5-3		F7			E8 1-H 84 1B 87 E 1B	F8	4	1	1	0	0	0	1
82 Peter Mooney, L (1, 6) OBP: 0.333, SLG: 0.200			1 S 1B			G3-1		87 E 84 1B 28 HR HBP	P6	3	1	1	0	0	0	1
Inning Stats	R: 0 E: 0 K: 0 S: 3 H: 0 LOB: 0 BB: 0 P: 4	R: 0 E: 0 K: 1 S: 5 H: 0 LOB: 0 BB: 0 P: 5	R: 0 E: 0 K: 0 S: 4 H: 1 LOB: 1 BB: 0 P: 5	R: 0 E: 0 K: 1 S: 6 H: 1 LOB: 1 BB: 0 P: 6	R: 0 E: 0 K: 0 S: 3 H: 0 LOB: 0 BB: 0 P: 3	R: 0 E: 0 K: 1 S: 5 H: 0 LOB: 1 BB: 0 P: 6	R: 0 E: 0 K: 2 S: 7 H: 0 LOB: 0 BB: 0 P: 7	R: 6 E: 2 K: 1 S: 11 H: 4 LOB: 0 BB: 0 P: 14	R: 0 E: 0 K: 0 S: 3 H: 0 LOB: 1 BB: 1 P: 7	1B: 4 2B: 1 3B: 0 HR: 1 SF: 0 SAC: 0 DP: 0 HBP: 2							

TOP

Toronto Blue Jays @ Tampa Bay Rays

Charlotte Sports Park, Port Charlotte, FL

Wed Mar 27 2013, 1:23 PM - 4:01 PM EDT

Att. 6,083 - Sunny - 57 F

livebaseballscorecards.com

AB	34
R	6
H	6
RBI	5
BB	1
SO	6
LOB	15

WP: 0 PB: 0 SB: 1 CS: 0 PA: 37

PITCHER	IP	WLS	BF	H	R	ER	SO	BB	IBB	HBP	BLK	WP	HR	S	P	ERA	WHIP
34 Jeff Niemann, R (1, 1) ERA: 2.92	6.0		21	2	0	0	3	0	0	1	0	0	0	26	29	0.00	0.333
56 Fernando Rodney, R (7, 1) ERA:	1.0	H	3	0	0	0	2	0	0	0	0	0	0	7	7	0.00	0.000
75 Kirby Yates, R (8, 1) ERA: 4.76	1.0	L	9	4	6	2	1	0	0	1	0	0	1	11	14	18.00	4.000
57 Jake McGee, L (9, 1) ERA: 4.91	1.0		4	0	0	0	0	1	0	0	0	0	0	3	7	0.00	1.000

PITCHER	IP	WLS	BF	H	R	ER	SO	BB	IBB	HBP	BLK	WP	HR	S	P	ERA	WHIP

BOTTOM

Batter	1	2	3	4	5	6	7	8	9	AB	R	H	RBI	BB	SO	LOB
8 Desmond Jennings, R (1, 8) OBP: 0.413, SLG: 0.377 63 Craig Albernaz, R (8, 2) OBP: 0.333, SLG: 0.333	F9		3 WP, 5 G1-3, 1B	K			K		P5	4 1	0 0	1 0	0 0	0 0	2 0	4 0
5 Sam Fuld, L (1, 7) OBP: 0.214, SLG: 0.357 2 Kelly Johnson, L (7, 4) OBP: 0.288, SLG: 0.146	G3-1		G1-3 1-2		F7		2-3 BB			3 0	0 0	0 0	0 0	0 1	0 0	1 0
3 Evan Longoria, R (1, 5) OBP: 0.429, SLG: 0.628 21 James Loney, L (7, 3) OBP: 0.294, SLG: 0.277	BB		2-3 BB		F8		K			1 1	0 0	0 0	0 0	0 0	2 1	0 1
18 Ben Zobrist, S (1, 9) OBP: 0.348, SLG: 0.463 (5, 6)	F9		K		BB			87 FC4-6, 1B		3	0	1	0	1	1	3
1 Sean Rodríguez, R (1, 3) OBP: 0.254, SLG: 0.364 87 Marty Gantt, R (7, 7)		11 3B, BB	K		L8			FC4-6 1-2f		2 1	1 0	0 0	0 0	1 0	1 0	3 1
11 Yunel Escobar, R (1, 6) OBP: 0.321, SLG: 0.442 20 Matt Joyce, L (4, PR) OBP: 0.362, SLG: 0.353 (5, 9)		1-H, 3B		59 G4-6-3, 1B		K		K		2 2	0 0	2 0	1 0	0 0	0 2	0 1
59 Jose Lobaton, S (1, 10) OBP: 0.277, SLG: 0.286		K2-3		G4-6-3 1-2f		K		K		4	0	0	0	0	3	3
28 José Molina, R (1, 2) OBP: 0.273, SLG: 0.158 76 Ismel Antunez, L (8, 8)		G4-3		19 2B, BB		G5-3			K	2 1	0 0	0 0	0 0	1 0	0 1	1 0
19 Ryan Roberts, R (1, 4) OBP: 0.220, SLG: 0.364 (7, 5)		G5-3		1-3, 2B			2 CS, 2B		G5-3	4	0	2	0	0	0	1
Inning Stats	R: 0 E: 0 K: 0 S: 3 H: 0 LOB: 1 BB: 1 P: 7	R: 1 E: 0 K: 1 S: 6 H: 1 LOB: 1 BB: 1 P: 10	R: 0 E: 0 K: 2 S: 8 H: 1 LOB: 2 BB: 1 P: 12	R: 0 E: 0 K: 1 S: 6 H: 2 LOB: 3 BB: 1 P: 10	R: 0 E: 0 K: 0 S: 3 H: 0 LOB: 1 BB: 1 P: 7	R: 0 E: 0 K: 2 S: 7 H: 0 LOB: 0 BB: 0 P: 7	R: 0 E: 0 K: 2 S: 8 H: 1 LOB: 1 BB: 1 P: 12	R: 0 E: 0 K: 2 S: 8 H: 1 LOB: 1 BB: 0 P: 8	R: 0 E: 0 K: 1 S: 5 H: 0 LOB: 0 BB: 0 P: 5	1B: 3 2B: 2 3B: 1 HR: 0	SF: 0 SAC: 0 DP: 1 HBP: 0				WP: 1 PB: 0 SB: 0 CS: 1	PA: 37	

PITCHER	IP	WLS	BF	H	R	ER	SO	BB	IBB	HBP	BLK	WP	HR	S	P	ERA	WHIP
48 J.A. Happ, L (1, 1) ERA: 1.9	4.2		21	4	1	1	4	4	0	0	0	1	0	25	41	1.93	1.714
32 Esmil Rogers, R (5, 1) ERA: 6.94	1.1		5	0	0	0	2	1	0	0	0	0	0	8	12	0.00	0.750
33 Jeremy Jeffress, R (7, 1) ERA: 8.25	1.0	W	4	1	0	0	2	1	0	0	0	0	0	8	12	0.00	2.000
62 Aaron Loup, L (8, 1) ERA: 0.9	1.0		4	1	0	0	2	0	0	0	0	0	0	8	8	0.00	1.000
60 Chad Beck, R (9, 1) ERA: 3.24	1.0		3	0	0	0	1	0	0	0	0	0	0	5	5	0.00	0.000

PITCHER	IP	WLS	BF	H	R	ER	SO	BB	IBB	HBP	BLK	WP	HR	S	P	ERA	WHIP

Toronto Blue Jays @ Tampa Bay Rays

Charlotte Sports Park, Port Charlotte, FL

Wed Mar 27 2013, 1:23 PM - 4:01 PM EDT

Att. 6,083 - Sunny - 57 F

livebaseballscorecards.com

AB	31
R	1
H	6
RBI	1
BB	6
SO	11
LOB	19

Batter	1	2	3	4	5	6	7	8	9	10	AB	R	H	RBI	BB	SO	LOB
8 Desmond Jennings, R (1, 10) OBP: 0.441, SLG: 0.414	S X 0-1 5 G4-3 5 S 3 1B 1B	X 0-0 ③ 1B			X 0-0 1B		X 0-0 ② F8			X 0-0 1 G1-3 1-2 1B	5	1	4	0	0	0	1
5 Sam Fuld, L (1, 8) OBP: 0.235, SLG: 0.353 1 Sean Rodríguez, R (6, 8) OBP: 0.246, SLG: 0.351	B X 1-0 ① G4-3 1-3		X 0-0 18 FC3-6 1B		S S S 0-3 ② K		X 0-0 ③ G5-3			X 0-0 ① G1-3 1-2 2-3	3 2	0 0	1 0	0 0	0 0	1 0	2 3
18 Ben Zobrist, S (1, 9) OBP: 0.340, SLG: 0.432 Ben Kline, R (10, PH) (10, 9)	B B B B 4-0 3 1B 20 G3 BB	X 0-0 FC3-6 1-2f	X 0-0 ③ G3		X 0-0 ① G4-3		S S S 0-3 ② K			3 1	1 0	0 0	1 0	0 0	1 0	0 1	2 2
3 Evan Longoria, R (1, 5) OBP: 0.463, SLG: 0.696 63 Craig Albernaz, R (10, PR) OBP: 0.333, SLG: 0.333 (10, 4)	X 0-0 20 G3 11 1B 1-3 3-H 1B	S S S 0-3 ② K		B B B S S X 3-2 HR	B B B B 4-0 19 L4-3 BB		I I I I 4-0 IBB	3 0	2 0	2 0	2 0	1 0	1 0	0 0
20 Matt Joyce, L (1, 7) OBP: 0.344, SLG: 0.333 19 Ryan Roberts, R (6, 4) OBP: 0.213, SLG: 0.351 (10, 5)	X 0-0 ② G3 1-2 3-H	X 0-0 ③ F7		S S S 0-3 ① K	X 0-0 ② L4-3 1-1		S S S 0-3 ③ K	3 2	0 0	0 0	1 0	0 0	1 1	2 4
11 Yunel Escobar, R (1, 6) OBP: 0.322, SLG: 0.436 80 Taylor Motter, R (6, 6)	X 0-0 2-H 1B	X 0-0 ① G5-3		X 0-0 ② G6-3		S S S 0-3 ① K		3 1	0 0	1 0	1 0	0 0	0 1	0 0
21 James Loney, L (1, 3) OBP: 0.273, SLG: 0.255	X 0-0 ③ F8	X 0-0 ② F7		X 0-0 ③ G4-3		X 0-0 ② G5-3		4	0	0	0	0	0	1
59 Jose Lobaton, S (1, 2) OBP: 0.255, SLG: 0.261		S S S 0-3 ① K	X 0-0 ③ F7		X 0-0 ① G6-3		X 0-0 ③ G4-3	4	0	0	0	0	1	0
2 Kelly Johnson, L (1, 4) OBP: 0.302, SLG: 0.157 (6, 7)		S S S 0-3 ② K	X 0-0 ① F8		B B B 4-0 BB		X 0-0 1 G1-3 8 1B 1B	3	0	1	0	1	1	0
Inning Stats	R: 3 H: 3 E: 0 LOB: 1 K: 0 BB: 1 S: 7 P: 12	R: 0 H: 1 E: 0 LOB: 1 K: 2 BB: 0 S: 7 P: 7	R: 0 H: 1 E: 0 LOB: 1 K: 1 BB: 0 S: 6 P: 6	R: 0 H: 0 E: 0 LOB: 0 K: 0 BB: 0 S: 3 P: 3	R: 0 H: 1 E: 0 LOB: 1 K: 1 BB: 0 S: 6 P: 6	R: 1 H: 1 E: 0 LOB: 0 K: 1 BB: 0 S: 8 P: 11	R: 0 H: 0 E: 0 LOB: 1 K: 0 BB: 1 S: 3 P: 7	R: 0 H: 0 E: 0 LOB: 0 K: 0 BB: 1 S: 2 P: 6	R: 0 H: 0 E: 0 LOB: 0 K: 1 BB: 0 S: 5 P: 5	R: 0 H: 2 E: 0 LOB: 3 K: 2 BB: 1 S: 9 P: 13	1B: 8 2B: 1 3B: 0 HR: 1	SF: 0 SAC: 0 DP: 1 HBP: 0					

PITCHER		IP	WLS	BF	H	R	ER	SO	BB	IBB	HBP	BLK	WP	HR	S	P	ERA	WHIP
93 Jesse Beal, R ERA: 27.0	(1, 1)	1.0		7	3	3	3	0	1	0	0	0	0	0	7	12	27.00	4.000
40 Troy Patton, L ERA: 5.68	(2, 1)	1.0		3	1	0	0	2	0	0	0	0	0	0	7	7	0.00	1.000
38 Luis Ayala, R ERA: 1.29	(3, 1)	2.0		7	1	0	0	1	0	0	0	0	0	0	9	9	0.00	0.500
55 Daniel Schlereth, L ERA: 10.29	(5, 1)	1.0		4	1	0	0	1	0	0	0	0	0	0	6	6	0.00	1.000
92 Tim Bascom, R ERA: 9.0	(6, 1)	1.0		4	1	1	1	1	0	0	0	0	0	1	8	11	9.00	1.000

PITCHER		IP	WLS	BF	H	R	ER	SO	BB	IBB	HBP	BLK	WP	HR	S	P	ERA	WHIP
Jason Gurka, L ERA:	(7, 1)	1.0		4	0	0	0	0	1	0	0	0	0	0	3	7	0.00	1.000
Zech Zinicola, R ERA:	(8, 1)	1.0		3	0	0	0	0	1	0	0	0	0	0	2	6	0.00	1.000
47 Pedro Strop, R ERA: 3.86	(9, 1)	2.0		9	2	0	0	3	0	1	0	0	0	0	14	18	0.00	1.000

TOP

Tampa Bay Rays @ Baltimore Orioles

Ed Smith Stadium, Sarasota, FL

Thu Mar 28 2013, 7:08 PM - 9:59 PM EDT

Att. 7,839 - Clear - 64 F

livebaseballscorecards.com

AB	37
R	4
H	9
RBI	4
BB	4
SO	8
LOB	18

1B: 8	SF: 0	WP: 0	PA: 41
2B: 1	SAC: 0	PB: 0	
3B: 0	DP: 1	SB: 1	
HR: 1	HBP: 0	CS: 0	

Batter	1	2	3	4	5	6	7	8	9	10	AB	R	H	RBI	BB	SO	LOB
21 Nick Markakis, L (1, 9) OBP: 0.240, SLG: 0.240	P5		G5-3		FC4-6 1-2f			F7		K 1-2	4	0	0	0	0	0	1
3 Ryan Flaherty, L (9, 9) OBP: 0.316, SLG: 0.480											1	0	0	0	0	1	1
13 Manny Machado, R (1, 5) OBP: 0.356, SLG: 0.346	G3			L3		10 2B 2B		K		K	3	1	1	0	0	0	0
36 Conor Jackson, R (8, 3) OBP: 0.327, SLG: 0.528											2	0	0	0	0	2	0
10 Adam Jones, R (1, 8) OBP: 0.294, SLG: 0.484	F8			K		32 G6-3 19 G6-3 2-H 2B		P5			3	1	1	1	0	1	0
12 Alexi Casilla, S (8, 4) OBP: 0.340, SLG: 0.340											1	0	0	0	0	0	0
32 Matt Wieters, S (1, 2) OBP: 0.449, SLG: 0.767		G1-3		BB		G6-3 2-3			2B 86 1B BB		2	0	0	0	1	0	1
31 Taylor Teagarden, R (8, 2) OBP: 0.429, SLG: 0.560											0	1	0	0	1	0	0
19 Chris Davis, L (1, 3) OBP: 0.286, SLG: 0.389		G3		P1		G6-3 3-H			81 FC4 1-3 2B		3	0	0	1	0	0	1
Glynn Davis, R (8, 7) OBP: 0.250, SLG: 0.500											1	0	1	0	0	0	0
2 J.J. Hardy, R (1, 6) OBP: 0.264, SLG: 0.468		1B		14 PB 28 SF9 2B		F7			FC4 86 1B 2-2		3	1	2	0	0	0	0
81 Buck Britton, L (8, 5) OBP: 0.235, SLG: 0.200											1	0	0	0	0	0	2
14 Nolan Reimold, R (1, 7) OBP: 0.300, SLG: 0.543		K		K 2-3			P6		28 G6-4-3 1-2 3-H 1B		3	0	0	0	0	2	2
86 Kyle Hudson, L (8, 8) OBP: 1.000, SLG: 1.000											1	0	1	1	0	0	0
28 Steve Pearce, R (1, 10) OBP: 0.380, SLG: 0.818			K		SF9 3-H		F7		G6-4-3 1-2f		3	0	0	1	0	1	2
1 Brian Roberts, S (1, 4) OBP: 0.367, SLG: 0.436			F8		21 FC4-6 1B		F8			3 CS BB	3	0	1	0	0	0	0
69 Niuman Romero, S (8, 6) OBP: 0.400, SLG: 0.308											0	0	0	0	1	0	0
Inning Stats	R: 0 E: 0 K: 0 S: 3 H: 0 LOB: 0 BB: 0 P: 3	R: 0 E: 0 K: 1 S: 6 H: 1 LOB: 1 BB: 0 P: 6	R: 0 E: 0 K: 1 S: 5 H: 0 LOB: 0 BB: 0 P: 5	R: 0 E: 0 K: 1 S: 5 H: 0 LOB: 1 BB: 1 P: 9	R: 1 E: 0 K: 1 S: 7 H: 2 LOB: 1 BB: 0 P: 8	R: 2 E: 0 K: 0 S: 5 H: 2 LOB: 0 BB: 0 P: 5	R: 0 E: 0 K: 0 S: 3 H: 0 LOB: 0 BB: 0 P: 3	R: 0 E: 0 K: 1 S: 5 H: 0 LOB: 0 BB: 0 P: 5	R: 1 E: 0 K: 0 S: 4 H: 2 LOB: 1 BB: 1 P: 8	R: 0 E: 0 K: 2 S: 6 H: 0 LOB: 0 BB: 1 P: 10	1B: 3 2B: 4 3B: 0 HR: 0 SF: 1 SAC: 0 DP: 1 HBP: 0	WP: 0 PB: 1 SB: 0 CS: 1 PA: 38					

PITCHER		IP	WLS	BF	H	R	ER	SO	BB	IBB	HBP	BLK	WP	HR	S	P	ERA	WHIP
14 David Price, L ERA: 2.12	(1, 1)	4.0		14	1	0	0	3	1	0	0	0	0	0	19	23	0.00	0.500
Frank De Los Santos, L ERA: 9.0	(5, 1)	1.0	H	5	2	1	1	1	0	0	0	0	0	0	7	8	9.00	2.000
72 Will Inman, R ERA: 2.84	(6, 1)	2.0	H	8	2	2	2	0	0	0	0	0	0	0	8	8	9.00	1.000
49 C.J. Riefenhauser, L ERA: 3.86	(8, 1)	1.1	B	7	2	1	1	1	1	0	0	0	0	0	8	12	6.75	2.250
85 Juan Sandoval, R ERA: 6.75	(9, 1)	0.2		1	0	0	0	0	0	0	0	0	0	0	1	1	0.00	0.000

PITCHER		IP	WLS	BF	H	R	ER	SO	BB	IBB	HBP	BLK	WP	HR	S	P	ERA	WHIP
71 Marquis Fleming, R ERA: 6.0	(10, 1)	1.0		3	0	0	0	2	1	0	0	0	0	0	6	10	0.00	1.000

BOTTOM

Tampa Bay Rays @ Baltimore Orioles

Ed Smith Stadium, Sarasota, FL

Thu Mar 28 2013, 7:08 PM - 9:59 PM EDT

Att. 7,839 - Clear - 64 F

livebaseballscorecards.com

AB	34
R	4
H	7
RBI	4
BB	3
SO	7
LOB	10

Batter	1	2	3	4	5	6	7	8	9	AB	R	H	RBI	BB	SO	LOB
5 Sam Fuld, L (1, 10) OBP: 0.286, SLG: 0.500	F8			BB		K		HR		3	1	1	2	1	1	0
20 Matt Joyce, L (1, 9) OBP: 0.328, SLG: 0.316	K			K		K		2B		3	0	0	0	0	3	1
31 Greg Sexton, R (7, 3) OBP: 1.000, SLG: 2.000										1	1	1	0	0	0	0
18 Ben Zobrist, S (1, 4) OBP: 0.340, SLG: 0.413	K			G1-3			BB	BB		2	0	0	0	1	1	0
87 Marty Gantt, R (7, PR) (7, 8)										0	0	0	0	1	0	0
21 James Loney, L (1, 3) OBP: 0.259, SLG: 0.241		F8			K		G4-6-3	1B		3	0	0	0	0	1	1
16 James Harris, R (7, 9) OBP: 1.000, SLG: 1.000										1	0	1	1	0	0	0
19 Ryan Roberts, R (1, 5) OBP: 0.234, SLG: 0.345		K			HBP		BB	P4		1	0	0	0	1	1	0
8 Luke Bailey, R (7, PR) (7, 2)										1	0	0	0	0	0	2
2 Kelly Johnson, L (1, 7) OBP: 0.303, SLG: 0.185		P6			2B		G4-3		K	3	0	1	0	0	0	1
61 Steven Tinoco, R (7, 7)										1	0	0	0	0	1	0
1 Sean Rodríguez, R (1, 8) OBP: 0.261, SLG: 0.367			K	BB				L5	2B	3	0	1	0	1	1	0
(7, 5)																
(8, 4)																
28 José Molina, R (1, 2) OBP: 0.250, SLG: 0.143		F8			G6-4-3			G3-1	F7	2	0	0	0	0	0	3
7 Vince Belnome, L (7, 4)										2	0	0	0	0	0	1
(8, 5)																
21 Jake Hager, R (1, 6) OBP: 0.400, SLG: 0.600			K2-3			F9		1B	K	4	1	1	0	0	2	1

Inning Stats										
	R: 0 E: 0 K: 2 S: 7	H: 0 LOB: 0 BB: 0 P: 7	R: 0 E: 0 K: 1 S: 5	H: 0 LOB: 0 BB: 0 P: 5	R: 0 E: 0 K: 2 S: 7	H: 0 LOB: 0 BB: 0 P: 7	R: 0 E: 0 K: 1 S: 4	H: 0 LOB: 0 BB: 1 P: 8	R: 0 E: 0 K: 1 S: 5	H: 1 LOB: 2 BB: 1 P: 10
	R: 0 E: 0 K: 2 S: 7	H: 0 LOB: 0 BB: 0 P: 7	R: 0 E: 0 K: 0 S: 2	H: 0 LOB: 1 BB: 2 P: 10	R: 3 E: 0 K: 0 S: 8	H: 4 LOB: 2 BB: 1 P: 14	R: 0 E: 0 K: 2 S: 8	H: 1 LOB: 1 BB: 0 P: 8	1B: 2 2B: 4 3B: 0 HR: 1	SF: 0 SAC: 0 DP: 3 HBP: 1

PITCHER		IP	WLS	BF	H	R	ER	SO	BB	IBB	HBP	BLK	WP	HR	S	P	ERA	WHIP
37 Max Scherzer, R ERA: 0.57	(1, 1)	6.0	W	20	1	0	0	9	2	0	1	0	0	0	35	44	0.00	0.500
40 Phil Coke, L ERA: 3.75	(7, 1)	1.0		4	0	0	0	0	2	0	0	0	0	0	2	10	0.00	2.000
20 Octavio Dotel, R ERA: 10.8	(8, 1)	1.0		8	4	3	3	0	1	0	0	0	2	1	8	14	27.00	5.000
60 Brayan Villarreal, R ERA: 2.08	(9, 1)	1.0		4	1	0	0	2	0	0	0	0	0	0	8	8	0.00	1.000

PITCHER	IP	WLS	BF	H	R	ER	SO	BB	IBB	HBP	BLK	WP	HR	S	P	ERA	WHIP

TOP

Tampa Bay Rays @ Detroit Tigers

Joker Marchant Stadium, Lakeland, FL

Fri Mar 29 2013, 1:08 PM - 4:02 PM EDT

Att. 10,451 - Sunny - 70 F

livebaseballscorecards.com

AB	30
R	3
H	6
RBI	3
BB	5
SO	11
LOB	10

1B: 2	SF: 0	WP: 2	PA: 36
2B: 4	SAC: 0	PB: 0	
3B: 0	DP: 3	SB: 0	
HR: 1	HBP: 1	CS: 1	

Tampa Bay Rays @ Detroit Tigers

Joker Marchant Stadium, Lakeland, FL

Fri Mar 29 2013, 1:08 PM - 4:02 PM EDT

Att. 10,451 - Sunny - 70 F

livebaseballscorecards.com

BOTTOM

Batter	1	2	3	4	5	6	7	8	9	AB	R	H	RBI	BB	SO	LOB
14 Austin Jackson, R (1, 8) OBP: 0.295, SLG: 0.435 74 Daniel Fields, L (6, 8)	BBBB 4-0 24 2B BB	X 0-0 1-H 28 SF7 3B	X 0-0 ③ G5-3		SSS 0-3 ③ K			SSS 0-3 ③ K		3 1	2 0	1 0	1 0	1 0	1 1	2 0
48 Torii Hunter, R (1, 9) OBP: 0.351, SLG: 0.507 72 Tyler Collins, L (5, 9) OBP: 0.353, SLG: 0.613	X 0-0 ① P1	X 0-0 41 1B 1B		SSS 0-3 ① K		X 0-0 ① G5-3				3 1	0 0	1 0	0 0	0 0	1 0	1 0
24 Miguel Cabrera, R (1, 5) OBP: 0.381, SLG: 0.618 39 Ramon Santiago, S (4, PR) OBP: 0.414, SLG: 0.500 (5, 5)	X 0-0 1-H 28 HR 2B	CCC 0-3 ① K		X 0-0 28 F8 2B		X 0-0 ② F8				3 1	1 0	2 0	1 0	0 0	1 0	2 0
28 Prince Fielder, L (1, 3) OBP: 0.373, SLG: 0.525 32 Don Kelly, L (5, 3) OBP: 0.400, SLG: 0.681	BX 1-0 2-H HR	X 0-0 ② SF7 3-H		X 0-0 ② F8 2-3		X 0-0 ③ G5-3				2 1	1 0	1 0	3 0	0 0	0 0	1 0
41 Victor Martinez, S (1, 10) OBP: 0.338, SLG: 0.347 68 Matt Tuiasosopo, R (7, PH) OBP: 0.375, SLG: 0.607 (8, 10)	X 0-0 ② L8	X 0-0 12 FC6-4 1-2 1B		X 0-0 ③ G4-3			X 0-0 ① G5-3			3 1	0 0	1 0	0 0	0 0	0 0	2 0
12 Andy Dirks, L (1, 7) OBP: 0.314, SLG: 0.362 17 Jeff McVaney, R (7, 7) OBP: 0.400, SLG: 0.250	X 0-0 ③ P2	X 0-0 ③ FC6-4 1-2f			X 0-0 ① F7		X 0-0 ② G5-3			3 1	0 0	0 0	0 0	0 0	0 0	2 0
27 Jhonny Peralta, R (1, 6) OBP: 0.324, SLG: 0.435 70 Argenis Diaz, R (5, PR) OBP: 0.310, SLG: 0.269 (6, 6)	BBBB 4-0 13 HR BB	CCC 0-3 ① K			X 0-0 13 BB 4 1B 1B		SSS 0-3 ③ K			2 1	1 0	1 0	0 0	1 0	1 1	0 0
13 Alex Avila, L (1, 2) OBP: 0.431, SLG: 0.455 55 Brayan Peña, S (7, 2) OBP: 0.213, SLG: 0.341	X 0-0 1-H HR	X 0-0 ② L4			BBBB 4-0 4 1B 1-2 BB			X 0-0 ① P4		2 1	1 0	1 0	2 0	1 0	0 0	0 0
4 Omar Infante, R (1, 4) OBP: 0.333, SLG: 0.458 28 Brandon Loy, R (5, PR) OBP: 0.400, SLG: 0.400 (6, 4)	X 0-0 E5 14 3B	CBFBX 2-2 HR			X 0-0 ② 1-2 2-H 1B			X 0-0 ② F9		3 1	2 0	2 0	1 0	0 0	0 0	0 0
Inning Stats	R: 3 H: 2 E: 0 LOB: 0 K: 0 BB: 1 S: 5 P: 10	R: 4 H: 4 E: 1 LOB: 2 K: 1 BB: 1 S: 10 P: 14	R: 1 H: 1 E: 0 LOB: 0 K: 1 BB: 0 S: 8 P: 10	R: 0 H: 1 E: 0 LOB: 2 K: 1 BB: 0 S: 6 P: 6	R: 0 H: 2 E: 0 LOB: 2 K: 1 BB: 1 S: 6 P: 10	R: 0 H: 0 E: 0 LOB: 0 K: 0 BB: 0 S: 3 P: 3	R: 0 H: 0 E: 0 LOB: 0 K: 1 BB: 0 S: 5 P: 5	R: 0 H: 0 E: 0 LOB: 0 K: 1 BB: 0 S: 5 P: 5		1B: 4 SF: 1 2B: 2 SAC: 0 3B: 1 DP: 0 HR: 3 HBP: 0						

	AB	33
	R	8
	H	10
	RBI	8
	BB	3
	SO	6
	LOB	10

WP: 0 PA: 37
PB: 0
SB: 0
CS: 0

PITCHER		IP	WLS	BF	H	R	ER	SO	BB	IBB	HBP	BLK	WP	HR	S	P	ERA	WHIP
58 Jeremy Hellickson, R ERA: 6.75	(1, 1)	3.0	L	19	7	8	6	2	2	0	0	0	0	3	23	34	18.00	3.000
Josh Lueke, R ERA: 1.64	(4, 1)	2.0		9	3	0	0	2	1	0	0	0	0	0	12	16	0.00	2.000
27 Cesár Ramos, L ERA: 1.74	(6, 1)	2.0		6	0	0	0	1	0	0	0	0	0	0	8	8	0.00	0.000
73 Braulio Lara, L ERA: 3.6	(8, 1)	1.0		3	0	0	0	1	0	0	0	0	0	0	5	5	0.00	0.000

PITCHER	IP	WLS	BF	H	R	ER	SO	BB	IBB	HBP	BLK	WP	HR	S	P	ERA	WHIP

Batter	1	2	3	4	5	6	7	8	9	AB	R	H	RBI	BB	SO	LOB
21 Nick Markakis, L (1, 9) OBP: 0.200, SLG: 0.200	C SI 94 X FF 94 0-1 ① G4-3		X FC 88 0-0 ① L6		C SI 91 F SI 93 B FF 95 B CH 84 X SI 92 2-2 ① G4-3		F SI 96 C SI 98 F SI 97 F SI 97 B SI 97 X SI 96 1-2 10 2B 1B	B FF 90 S FC 88 X FF 90 1-1 ② F7		5	1	1	0	0	0	2
13 Manny Machado, R (1, 5) OBP: 0.400, SLG: 0.250	C SI 94 B CH 86 S CH 87 B KC 80 B FF 92 F CH 87 X SI 95 3-2 ② G6-3		C SI 94 X KC 79 0-1 32 BB 10 1B 1B		F KC 78 B KC 78 X FC 88 1-1 ② G5-3		C SI 95 S SI 92 S SI 97 0-3 ② K	B CU 76 F FF 92 B FF 92 S CU 76 D SI 92 F FF 92 B SI 92 4-2 1-2 2-3 BB		4	0	1	0	1	1	2
10 Adam Jones, R (1, 8) OBP: 0.600, SLG: 1.000	C SI 96 B SI 96 X SI 95 1-1 32 HR 2B		B CH 85 X SI 95 1-0 32 BB 1-2 1B		X SI 94 0-0 ③ G5-3		F SI 97 S FF 98 X SI 98 0-2 1-H 2-H 19 HR 2B	B CU 77 X SI 91 1-0 ③ L7		5	2	3	2	0	0	3
32 Matt Wieters, S (1, 2) OBP: 0.800, SLG: 2.000	B SI 95 X CH 86 1-0 2-H HR		B SI 94 F SI 95 C SI 95 B SI 95 F FF 92 F KC 80 F KC 80 B SI 96 F SI 91 4-2 F CH 86 F SI 96 F SI 96 B SI 96 19 G6-3 1-2 2-3 BB		B KC 77 B KC 77 X SI 92 2-0 2B	I IN 72 I IN 80 I IN 77 I IN 79 4-0 19 HR IBB			B SI 91 C FF 90 C FF 91 B CU 73 X SI 90 2-2 ① G5-3	3	2	2	2	2	0	0
19 Chris Davis, L (1, 3) OBP: 0.400, SLG: 1.000	C SI 91 S SI 95 B SI 96 B SI 91 B SI 96 B SI 96 4-2 BB		C SI 95 B SI 96 B SI 96 X SI 95 2-1 ②③ G6-3 1-2f		S SI 94 B SI 94 B SI 94 C SI 94 C SI 95 2-3 ① K	X FF 91 0-0 1-H 2-H HR			B FF 93 X SI 92 1-0 ② G4-3	4	1	1	3	1	1	4
2 J.J. Hardy, R (1, 6) OBP: 0.200, SLG: 0.400	C SI 95 S SI 96 X SI 96 0-2 ③ F9			F SI 92 B CH 84 X FC 88 1-1 2B		C SI 94 F SI 94 X KC 79 0-2 ② L6	C SI 90 C SI 90 X CU 78 0-2 ③ G5-3		C CU 72 B CU 71 F CH 86 B CU 73 S SI 92 2-3 ③ K	5	0	1	0	0	1	2
14 Nolan Reimold, R (1, 7) OBP: 0.500, SLG: 0.500		B SI 94 C SI 94 B SI 94 S KC 79 X SI 91 2-2 1 CS 1B		B SI 94 C SI 94 C SI 94 B SI 95 C SI 94 2-3 ① K		F CH 85 C SI 94 B KC 78 F SI 95 X SI 95 1-2 ③ F9		B FF 89 B SI 88 X SI 88 2-0 13 BB 1 1B 1B		4	0	2	0	0	1	2
28 Steve Pearce, R (1, 10)		B SI 94 S SI 94 B SI 94 F FF 90 1 SAFE C SI 95 2-3 ① K		F KC 79 F SI 95 F SI 95 B FF 91 S KC 78 1-3 ② K			C SI 96 B SI 97 X SI 96 1-1 ① F9	S SI 90 X FF 90 0-1 ① F8		4	0	0	0	0	2	3
1 Brian Roberts, S (1, 4) OBP: 0.500, SLG: 0.500		C FC 89 C CH 87 1 SAFE F SI 95 F KC 79 X FF 92 0-2 ②③ G4-3 1-2		C KC 78 X KC 78 0-1 ③ G5-3			C SI 95 S SI 98 F SI 97 B SI 98 X SI 97 1-2 21 1B 10 2B 1B	C FF 89 X FC 88 0-1 13 BB 1-2 1B		4	1	2	0	0	0	2
Inning Stats	R: 2 E: 0 K: 0 S: 14 H: 2 LOB: 1 BB: 1 P: 23	R: 0 E: 0 K: 1 S: 11 H: 1 LOB: 0 BB: 0 P: 15	R: 0 E: 0 K: 0 S: 15 H: 2 LOB: 2 BB: 1 P: 22	R: 0 E: 0 K: 2 S: 11 H: 1 LOB: 1 BB: 0 P: 15	R: 0 E: 0 K: 0 S: 6 H: 0 LOB: 0 BB: 0 P: 9	R: 0 E: 0 K: 1 S: 11 H: 1 LOB: 1 BB: 0 P: 16	R: 5 E: 0 K: 1 S: 21 H: 4 LOB: 0 BB: 1 P: 28	R: 0 E: 0 K: 0 S: 11 H: 2 LOB: 3 BB: 1 P: 19	R: 0 E: 0 K: 1 S: 7 H: 0 LOB: 0 BB: 0 P: 12	1B: 7 2B: 4 3B: 0 HR: 2 SF: 0 SAC: 0 DP: 1 HBP: 0						

TOP

Baltimore Orioles @ Tampa Bay Rays

Tropicana Field, St. Petersburg, FL

Tue Apr 02 2013, 3:14 PM - 6:11 PM EDT

Att. 34,078 - Dome - 72 F

livebaseballscorecards.com

AB	38
R	7
H	13
RBI	7
BB	4
SO	6
LOB	20

WP: 0 PA: 42
PB: 0
SB: 0
CS: 1

PITCHER		IP	WLS	BF	H	R	ER	SO	BB	IBB	HBP	BLK	WP	HR	S	P	ERA	WHIP
14 David Price, L ERA: 3.0	(1, 1)	6.0		25	7	2	2	4	2	0	0	0	0	1	68	100	3.00	1.500
57 Jake McGee, L ERA: 67.5	(7, 1)	0.2	L	7	4	5	5	1	0	1	0	0	0	1	18	25	67.50	6.000
35 Jamey Wright, R ERA:	(7, 1)	1.1		7	2	0	0	0	1	0	0	0	0	0	14	22	0.00	2.250
27 Cesár Ramos, L ERA:	(9, 1)	1.0		3	0	0	0	1	0	0	0	0	0	0	7	12	0.00	0.000

PITCHER	IP	WLS	BF	H	R	ER	SO	BB	IBB	HBP	BLK	WP	HR	S	P	ERA	WHIP

Baltimore Orioles @ Tampa Bay Rays

Tropicana Field, St. Petersburg, FL

Tue Apr 02 2013, 3:14 PM - 6:11 PM EDT

Att. 34,078 - Dome - 72 F

BOTTOM

livebaseballscorecards.com

Batter	1	2	3	4	5	6	7	8	9	AB	R	H	RBI	BB	SO	LOB
8 Desmond Jennings, R (1, 8) OBP: 0.500, SLG: 0.750	B FF 93 B SL 86 S FF 93 F FF 93 F SI 93 B SL 83 X FF 94 3-2 ① F7		B SL 85 X FF 94 1-0 ③ F7			B SL 84 1 SAFE B SI 90 F FF 92 B FF 93 F FF 92 F SL 86 X SI 93 3-2 SH1-3 5 18 SF8 1-H 2B		C SI 86 B FF 84 X SI 85 1-1 5 E 5 S 5 G4-3 1B		4	2	2	1	0	0	0
5 Sam Fuld, L (1, 9) (8, 7)	C FF 94 C CU 78 B FF 95 B CH 87 X FF 94 2-2 ② F9			C CU 77 F CH 86 B CU 77 B FF 93 F FF 94 C SL 84 2-3 ① K		X FF 92 0-0 ① SH1-3 2-3		C SL 79 1 SAFE C SI 86 B SI 84 1 SAFE B FF 86 F SL 79 B FF 87 X SL 79 3-2 ② G4-3 1-H		3	0	0	1	0	1	0
18 Ben Zobrist, S (1, 4) OBP: 0.500, SLG: 1.667 (8, 9)	X SI 94 0-0 3 FC6-4 1B			B CU 79 C SI 94 F SL 85 B CH 86 B CH 87 F FF 94 X SL 86 3-2 HR		X FF 93 0-0 ② SF8 3-H		B SL 78 X SI 84 1-0 ③ F9		3	1	2	2	0	0	0
3 Evan Longoria, R (1, 5) OBP: 0.250, SLG: 0.250	D SL 85 B SL 84 X FF 94 2-0 ③ FC6-4 1-2f			B FF 94 C SL 86 X FF 94 1-1 ② F8		C SL 85 C SL 85 B FF 93 F SL 83 X CH 86 1-2 ③ G3			C SI 93 X SI 91 0-1 11 G6-4-3 1B	4	0	1	0	0	0	1
20 Matt Joyce, L (1, 7) 19 Ryan Roberts, R (7, PH) OBP: 0.500, SLG: 0.500 (8, 4)		X FF 93 0-0 ① P6		B CH 86 X CH 88 1-0 ③ F9			B CH 85 C SI 90 S SI 90 F SI 91 F SI 86 B SI 91 X SI 87 2-2 1B		F SI 93 C SI 92 B SI 93 B SI 94 C SI 93 2-3 ① K	2 2	0 0	0 1	0 0	0 0	0 1	0 1
11 Yunel Escobar, R (1, 6)		X FF 93 0-0 ② G5-3			B FF 93 X SI 92 1-0 ① G5-3		1 SAFE 1 SAFE C SI 90 X SI 91 0-1 ① F8		B SI 93 B SI 93 S SI 92 F SI 93 B SI 92 X SI 93 3-2 ② ③ G6-4-3 1-2f	4	0	0	0	0	0	2
21 James Loney, L (1, 3) 15 Shelley Duncan, R (7, PH) (8, 3)		B SI 93 C FF 94 C FF 94 B FF 94 S FF 94 2-3 ③ K			X FF 93 0-0 ② F8		B SL 79 X SI 86 1-0 ② F9			2 1	0 0	0 0	0 0	0 0	1 0	0 1
28 José Molina, R (1, 2)			B SI 92 X SI 93 1-0 ① G6-3		S FF 93 B CU 77 B FF 93 B SI 93 X FF 92 3-1 ③ P4		S SL 79 S SL 79 S SL 80 0-3 ③ K			3	0	0	0	0	1	1
2 Kelly Johnson, L (1, 10)			B FF 93 B FF 93 X FF 93 2-0 ② G3			B CU 76 S FF 92 B CU 75 B FF 92 B FF 92 4-1 8 2B BB		C SL 79 B FF 85 S SL 78 X FF 85 1-2 ① G5-3		2	1	0	0	1	0	0
Inning Stats	R: 0 E: 0 K: 0 S: 9 H: 1 LOB: 1 BB: 0 P: 16	R: 0 E: 0 K: 1 S: 5 H: 0 LOB: 0 BB: 0 P: 7	R: 0 E: 0 K: 0 S: 3 H: 0 LOB: 0 BB: 0 P: 7	R: 1 E: 0 K: 1 S: 11 H: 1 LOB: 0 BB: 0 P: 18	R: 0 E: 0 K: 0 S: 4 H: 0 LOB: 0 BB: 0 P: 8	R: 2 E: 0 K: 0 S: 11 H: 1 LOB: 0 BB: 1 P: 19	R: 0 E: 0 K: 1 S: 11 H: 1 LOB: 1 BB: 0 P: 14	R: 1 E: 0 K: 0 S: 10 H: 1 LOB: 0 BB: 0 P: 16	R: 0 E: 0 K: 1 S: 8 H: 1 LOB: 0 BB: 0 P: 13	1B: 4 2B: 1 3B: 0 HR: 1 SF: 1 SAC: 1 DP: 1 HBP: 0						

	AB	30
	R	4
	H	6
	RBI	4
	BB	1
	SO	4
	LOB	6

WP: 0 PB: 0 SB: 1 CS: 0 PA: 33

PITCHER		IP	WLS	BF	H	R	ER	SO	BB	IBB	HBP	BLK	WP	HR	S	P	ERA	WHIP
39 Jason Hammel, R ERA: 4.5	(1, 1)	6.0	W	22	3	3	3	2	1	0	0	0	0	1	43	75	4.50	0.667
40 Troy Patton, L ERA:	(7, 1)	0.1		2	1	0	0	0	0	0	0	0	0	0	7	9	0.00	3.000
56 Darren O'Day, R ERA:	(7, 1)	1.2		6	1	1	0	1	0	0	0	0	0	0	14	21	0.00	0.600
43 Jim Johnson, R ERA:	(9, 1)	1.0	S	3	1	0	0	1	0	0	0	0	0	0	8	13	0.00	1.000

PITCHER	IP	WLS	BF	H	R	ER	SO	BB	IBB	HBP	BLK	WP	HR	S	P	ERA	WHIP

Batter	1	2	3	4	5	6	7	8	9	AB	R	H	RBI	BB	SO	LOB
9 Nate McLouth, L (1, 7) OBP: 0.250, SLG: 0.250	C FF 89 F CH 78 B CH 78 B FF 91 X FF 92 2-2 ① F8		C CU 71 X CH 77 0-1 ① G6-3		B SI 89 X FF 90 1-0 ③ G4-3		C SI 90 X CH 77 0-1 13 G6-4-3 1B 1-3 2-H		X SI 96 0-0 ① SH3-4 2-3	4	0	1	1	0	0	0
13 Manny Machado, R (1, 5) OBP: 0.300, SLG: 0.333	L FF 91 C CU 76 S CH 78 0-3 ② K		B CH 77 B CH 77 X SI 90 2-0 ② G6-3			B SI 88 F CH 78 B CH 77 S CH 78 X CH 78 2-2 21 F8 19 1B 2B	1 SAFE C SL 80 1 SAFE C SL 80 B FC 92 1 SAFE X SL 82 1-2 ②③ G6-4-3 1-2f		B SI 96 S SI 96 C SI 97 X CH 83 1-2 ② G6-3	5	1	1	0	0	1	3
21 Nick Markakis, L (1, 9) OBP: 0.200, SLG: 0.200	X FF 90 0-0 10 1B 19 HR 1B		C SI 89 X FF 88 0-1 ③ F8			C FF 89 B FF 89 X FF 90 1-1 ① F8 2-3		B CU 79 C FF 90 F FF 91 B FS 84 X FS 82 2-2 ① G6-3	C FF 97 F SI 97 B SI 97 F SI 98 X FF 96 1-2 ③ G6-3	5	1	1	0	0	0	2
10 Adam Jones, R (1, 8) OBP: 0.444, SLG: 0.667	B SI 90 C CU 73 X CU 76 1-1 19 HR 1-3 1B			B SI 89 C FF 90 F SI 89 X CH 78 1-2 ① G6-3		C FF 90 X CU 78 0-1 ② G6-3		C CU 78 X CU 78 0-1 ② F8		4	1	1	0	0	0	1
19 Chris Davis, L (1, 3) OBP: 0.667, SLG: 1.625	B FF 91 B FF 90 B FF 90 F FF 90 F CU 75 X FF 91 3-2 HR 1-H 3-H			X CU 72 0-0 32 G3 2B		F FF 89 C CH 76 B FF 90 B FF 91 X CU 78 2-2 1B 3-H		C FF 90 B FF 90 B FF 91 X CU 79 2-1 32 1B 2B		4	2	4	4	0	0	0
32 Matt Wieters, S (1, 2) OBP: 0.556, SLG: 1.000	C FF 91 C FF 91 B CU 77 F FF 91 B CH 79 X CH 78 2-2 ③ G3			X CU 74 0-0 ② G3 2-3		F CH 77 S FF 90 B FF 90 X CH 77 1-2 ③ F8		C FF 91 S FF 90 X FF 91 0-2 1B 2-H		4	0	1	1	0	0	2
2 J.J. Hardy, R (1, 6) OBP: 0.111, SLG: 0.222		C FF 90 F FF 90 F CH 79 X CH 78 0-2 ① G5-3		B CH 77 X FF 90 1-0 ③ G5-3			F CH 77 X SI 90 0-1 ① L7	C FF 90 B CU 78 B CU 79 C FF 90 B FS 83 S FF 90 3-3 ③ K		4	0	0	0	0	1	2
14 Nolan Reimold, R (1, 10) OBP: 0.500, SLG: 0.333		S CH 78 B CH 79 B FF 89 S FF 89 S CH 80 2-3 ② K			B FF 87 B CH 78 X FF 89 2-0 ① G4-3		C FF 89 B CU 76 S CH 77 B CH 76 B CH 76 F CH 77 F FF 90 B CH 78 4-2 1 1B 9 1B BB		B SI 94 C SI 94 B SI 94 C CH 83 F CH 82 F CH 82 B SI 97 B SI 94 4-2 1 2B BB	2	2	0	0	2	1	0
1 Brian Roberts, S (1, 4) OBP: 0.500, SLG: 0.625		B CU 72 X FF 89 1-0 ③ L8			C CH 77 B FF 88 F CU 74 B FF 90 X CU 75 2-2 ② G6-3		C SI 90 C FF 90 1 SAFE 1 SAFE X FF 89 0-2 9 1B 1-2 1B		X SI 96 0-0 9 SH3-4 1-H 2B	4	0	2	1	0	0	0
Inning Stats	R: 3 H: 3 E: 0 LOB: 0 K: 1 BB: 0 S: 16 P: 24	R: 0 H: 0 E: 0 LOB: 0 K: 1 BB: 0 S: 8 P: 11	R: 0 H: 0 E: 0 LOB: 0 K: 0 BB: 0 S: 5 P: 7	R: 0 H: 1 E: 0 LOB: 1 K: 0 BB: 0 S: 6 P: 8	R: 0 H: 0 E: 0 LOB: 0 K: 0 BB: 0 S: 5 P: 10	R: 1 H: 2 E: 0 LOB: 1 K: 0 BB: 0 S: 13 P: 19	R: 1 H: 2 E: 0 LOB: 1 K: 0 BB: 1 S: 14 P: 19	R: 1 H: 2 E: 0 LOB: 1 K: 1 BB: 0 S: 13 P: 20	R: 1 H: 1 E: 0 LOB: 1 K: 0 BB: 1 S: 13 P: 19	1B: 6 SF: 0 2B: 4 SAC: 1 3B: 0 DP: 1 HR: 1 HBP: 0						WP: 0 PA: 39 PB: 0 SB: 0 CS: 0

PITCHER		IP	WLS	BF	H	R	ER	SO	BB	IBB	HBP	BLK	WP	HR	S	P	ERA	WHIP
58 Jeremy Hellickson, R ERA: 7.11	(1, 1)	6.1		28	8	5	5	2	1	0	0	0	0	1	64	94	7.11	1.421
43 Kyle Farnsworth, R ERA:	(7, 1)	0.2		1	0	0	0	0	0	0	0	0	0	0	3	4	0.00	0.000
62 Joel Peralta, R ERA: 9.0	(8, 1)	1.0	H	5	2	1	1	1	0	0	0	0	0	0	13	20	9.00	2.000
56 Fernando Rodney, R ERA: 9.0	(9, 1)	1.0	W	5	1	1	1	0	1	0	0	0	0	0	13	19	9.00	2.000

PITCHER	IP	WLS	BF	H	R	ER	SO	BB	IBB	HBP	BLK	WP	HR	S	P	ERA	WHIP

TOP

Baltimore Orioles @ Tampa Bay Rays

Tropicana Field, St. Petersburg, FL

Wed Apr 03 2013, 7:13 PM - 10:08 PM EDT

Att. 15,599 - Dome - 72 F

livebaseballscorecards.com

AB	36
R	7
H	11
RBI	7
BB	2
SO	3
LOB	10

Baltimore Orioles @ Tampa Bay Rays

Tropicana Field, St. Petersburg, FL

Wed Apr 03 2013, 7:13 PM - 10:08 PM EDT

Att. 15,599 - Dome - 72 F

livebaseballscorecards.com

Batter	1	2	3	4	5	6	7	8	9	AB	R	H	RBI	BB	SO	LOB
8 Desmond Jennings, R (1, 8) OBP: 0.500, SLG: 0.750	B FF 90 B FF 90 C SI 90 F FF 90 X SI 90 2-2 1 G6-4-3 1B		F SI 91 B SL 82 B CH 82 X CH 84 2-1 ②③ G6-4-3 1-2f			B FF 92 B CH 82 X SI 91 2-0 18 1B 2B	B SI 95 C SL 83 B SI 96 S SL 84 S SL 84 2-3 ② K 1-2 3-H			4	1	2	0	0	1	2
1 Sean Rodríguez, R (1, 7) 21 James Loney, L (7, PH) OBP: 0.333, SLG: 0.667 (8, 3)	1 SAFE X SI 90 0-0 ①② G6-4-3 1-2f			B SI 90 S CH 83 F CH 83 F FF 92 F SL 83 B FF 90 B CH 82 X CH 83 3-2 ① G4-3		S FF 92 B SI 90 B SI 91 C FF 91 B SL 81 F SI 91 X FF 90 3-2 ② P3	F SI 97 C SI 83 X SI 97 0-2 18 1B 2-H 2B			3 1	0 1	0 1	0 1	0 0	0 0	2 0
18 Ben Zobrist, S (1, 9) OBP: 0.500, SLG: 1.000 (8, 4)	C FF 92 B SL 85 B FF 91 X FF 90 2-1 ③ G5-3			C CH 83 F FF 91 S SL 82 0-3 ② K		C CU 72 B CH 82 X SI 90 1-1 3 1B 15 HR 2-H 1B	B CH 88 C CH 90 X FF 96 1-1 3 FC4 2-H 1B			4	1	2	2	0	1	0
3 Evan Longoria, R (1, 5) OBP: 0.375, SLG: 0.375		F FF 92 B SI 91 X FF 91 1-1 15 G5-4-3 1B		C CH 83 C SI 92 S SI 92 0-3 ③ K		B SL 86 F CH 86 B FF 90 B CH 86 S SL 86 X CU 78 3-2 15 HR 1-3 1B	C FF 96 B SI 96 B SL 84 F FF 96 X SI 96 2-2 ③ FC4 1-2f			4	1	2	0	0	1	1
15 Shelley Duncan, R (1, 10) OBP: 0.200, SLG: 0.800		C FF 91 B SI 91 X FF 91 1-1 ①② G5-4-3 1-2f			B SL 83 F FF 91 B SI 91 S CH 84 F FF 92 C FF 92 2-3 ① K	B SL 86 X SL 86 1-0 1-H 3-H HR		X FF 96 0-0 ① F9		4	1	1	3	0	1	1
11 Yunel Escobar, R (1, 6) OBP: 0.125, SLG: 0.250		S CH 85 X FF 92 0-1 2B			B CH 83 S CH 83 B SI 92 F FF 91 B SL 83 X CH 84 3-2 ② G6-3	C FF 91 B FF 89 B FF 89 B FF 91 F SL 87 C FF 88 3-3 ③ K		X FF 96 0-0 ② F8		4	0	1	0	0	1	0
19 Ryan Roberts, R (1, 4) OBP: 0.500, SLG: 0.500 5 Sam Fuld, L (7, PH) (8, 9)	C SI 92 B CH 85 B CH 84 F FF 91 X SL 79 2-2 ③ G1-3				C SI 91 B SI 91 B SI 91 X CH 84 2-1 1B	B FF 95 C FF 95 B SL 81 X SI 96 2-1 ① L8	B FF 97 B FF 95 C FF 94 C FF 96 B CU 85 X FF 96 3-2 ③ F8			2 2	0 0	1 0	0 0	0 0	0 0	1 0
59 Jose Lobaton, S (1, 2) OBP: 0.500, SLG: 0.500 20 Matt Joyce, L (7, PH) OBP: 0.500, SLG: 1.250 (8, 7)			B CH 82 F SI 91 X FF 91 1-1 8 G6-4-3 1B		1 SAFE 1 SAFE S FF 91 F FF 91 1 SAFE B SI 92 S SL 78 1-3 ③ K	B SL 82 C SI 96 X CH 90 1-1 2 1B 8 WP 1B			B SI 94 B FF 95 C FF 94 B CH 91 X FF 95 3-1 HR	2 2	0 2	1 2	0 1	0 0	1 0	1 0
2 Kelly Johnson, L (1, 3) OBP: 0.333, SLG: 0.200 28 José Molina, R (8, 2)			X FF 91 0-0 ① F8			C SL 81 B SL 80 B SL 80 C FF 90 B FF 90 X FF 89 3-2 ① G1-3	B SI 96 X SI 96 1-0 8 WP 21 2B 1-3 1B			3 0	1 0	1 0	0 0	0 0	0 0	1 0

Inning Stats	1	2	3	4	5	6	7	8	9
	R: 0 E: 0 K: 0 S: 6 H: 1 LOB: 0 BB: 0 P: 10	R: 0 E: 0 K: 0 S: 9 H: 2 LOB: 1 BB: 0 P: 13	R: 0 E: 0 K: 0 S: 5 H: 1 LOB: 0 BB: 0 P: 8	R: 0 E: 0 K: 2 S: 11 H: 0 LOB: 0 BB: 0 P: 14	R: 0 E: 0 K: 2 S: 12 H: 1 LOB: 1 BB: 0 P: 20	R: 4 E: 0 K: 1 S: 17 H: 4 LOB: 0 BB: 0 P: 33	R: 3 E: 0 K: 1 S: 16 H: 4 LOB: 1 BB: 0 P: 25	R: 0 E: 0 K: 0 S: 5 H: 0 LOB: 0 BB: 0 P: 8	R: 1 E: 0 K: 0 S: 2 H: 1 LOB: 0 BB: 0 P: 5

1B: 9	SF: 0
2B: 3	SAC: 0
3B: 0	DP: 3
HR: 2	HBP: 0
WP: 1	PA: 35
PB: 0	
SB: 0	
CS: 0	

AB	35
R	8
H	14
RBI	7
BB	0
SO	6
LOB	9

PITCHER		IP	WLS	BF	H	R	ER	SO	BB	IBB	HBP	BLK	WP	HR	S	P	ERA	WHIP
16 Wei-Yin Chen, L ERA: 3.18	(1, 1)	5.2		21	7	2	2	4	0	0	0	0	0	0	53	84	3.18	1.235
38 Luis Ayala, R ERA: 54.0	(6, 1)	0.1	B	3	2	2	2	1	0	0	0	0	0	1	7	14	54.00	6.000
47 Pedro Strop, R ERA: 27.0	(7, 1)	1.0	B	7	4	3	3	1	0	0	0	0	1	0	16	25	27.00	4.000
29 Tommy Hunter, R ERA: 9.0	(8, 1)	1.0	L	4	1	1	1	0	0	0	0	0	0	1	7	13	9.00	1.000

PITCHER	IP	WLS	BF	H	R	ER	SO	BB	IBB	HBP	BLK	WP	HR	S	P	ERA	WHIP

Baltimore Orioles @ Tampa Bay Rays

Tropicana Field, St. Petersburg, FL

Thu Apr 04 2013, 3:12 PM - 6:14 PM EDT

Att. 17,491 - Dome - 72 F

TOP

livebaseballscorecards.com

Batter	1	2	3	4	5	6	7	8	9	AB	R	H	RBI	BB	SO	LOB
9 Nate McLouth, L (1, 7) OBP: 0.333, SLG: 0.375	C FF 92 B CH 86 F SI 92 C SI 93 1-3 ① K		C SL 83 B SL 85 S CH 86 B SI 93 B SI 92 X SI 92 3-2 ② G3		C SL 83 B CH 85 C CH 85 X SL 83 1-2 ③ G3-1		C SL 82 S SL 81 B CH 85 F CH 85 F SI 92 X SL 83 1-2 2B		B FC 88 B SI 89 B SI 90 C SI 90 C FC 87 B FC 88 4-2 21 S 1-2 BB	4	0	1	0	1	1	0
13 Manny Machado, R (1, 5) OBP: 0.200, SLG: 0.214	C SI 93 B CH 85 B CH 87 X SI 93 2-1 ② G5-3		C SL 84 C CH 87 B CH 84 B SI 92 S CH 86 2-3 ③ K			X SL 83 0-0 ① G5-3	C FF 92 C SI 92 D CH 85 F CH 84 F SI 92 F SI 92 S CH 85 1-3 ② K		C SI 91 X CU 77 0-1 ① L6	5	0	0	0	0	2	3
21 Nick Markakis, L (1, 9) OBP: 0.200, SLG: 0.143	B SI 94 C SI 93 X SI 93 1-1 ③ G4-3			C SL 83 S SI 92 X SI 91 0-2 ① F9		B CH 85 B SI 92 B SI 92 C FF 91 B SI 90 4-1 10 1B 19 2B BB	F SI 90 F SI 90 F SI 91 B SI 91 X SI 92 1-2 ③ G4-3		C FC 89 B FC 88 B CU 76 C CU 76 X FC 89 2-2 ② G3-1 1-2 2-3	4	1	0	0	1	0	3
10 Adam Jones, R (1, 8) OBP: 0.500, SLG: 0.643		C SI 92 B FF 93 X SI 92 1-1 19 HR 1B		C SL 85 B CH 86 X SL 84 1-1 19 S 1B		B CH 83 X SI 91 1-0 19 2B 1-2 1B		B CU 70 X CH 84 1-0 ① G6-3	S CU 77 B SI 91 B FC 90 F CU 77 X CU 77 2-2 ③ F9	5	2	3	0	0	0	2
19 Chris Davis, L (1, 3) OBP: 0.692, SLG: 1.727		B SI 92 F CH 84 F FF 93 1 SAFE B SI 93 X CH 86 2-2 1-H HR		S SI 92 S SI 93 H FF 94 1-2 HBP		C SI 92 X SI 91 0-1 1-H 2-H 2B		B CU 71 B SL 86 C SL 86 F SI 91 F SL 84 X SI 91 2-2 ② G1-3		3	1	2	4	0	0	0
32 Matt Wieters, S (1, 2) OBP: 0.538, SLG: 0.800		S SI 93 B FF 92 C SI 92 B SI 93 S SL 85 2-3 ① K		B SI 92 F SI 90 B SI 93 X SI 92 2-1 ② L8		I IN 65 I IN 71 I IN 73 I IN 73 4-0 IBB		X SI 90 0-0 2 HR 1B		3	1	1	0	1	1	2
2 J.J. Hardy, R (1, 6) OBP: 0.154, SLG: 0.462		X FF 92 0-0 ② F9		B SI 92 X SI 92 1-0 ③ G5-3		C SI 92 F SI 91 D CH 85 S CH 84 1-3 ② K		C SI 92 X FF 91 0-1 1-H HR		4	1	1	2	0	1	4
3 Ryan Flaherty, L (1, 10) 14 Nolan Reimold, R (8, PH) OBP: 0.444, SLG: 0.286 (8, 10)		B CH 85 F SI 92 B SL 83 B CH 85 F SI 93 C SI 93 3-3 ③ K			B SI 90 S CH 85 S CH 85 C SI 92 1-3 ① K	B SI 91 F CH 84 X CH 84 1-1 ③ G3-1		B SI 92 S CH 85 S CH 84 B SI 91 S CH 85 2-3 ③ K		3 1	0 0	0 0	0 0	0 0	2 1	2 0
1 Brian Roberts, S (1, 4) OBP: 0.417, SLG: 0.500 12 Alexi Casilla, S (9, PR) (9, 4)			B SI 91 X SI 92 1-0 ① F9		C SI 92 X SL 84 0-1 ② F7		B SI 90 X CH 84 1-0 ① G1-3		B FC 86 B SI 88 C SI 88 F FC 87 X CU 77 2-2 21 S 1B	4 0	0 0	1 0	0 0	0 0	0 0	0 0
Inning Stats	R: 0 E: 0 K: 1 S: 7 H: 0 LOB: 0 BB: 0 P: 11	R: 2 E: 0 K: 2 S: 12 H: 2 LOB: 0 BB: 0 P: 20	R: 0 E: 0 K: 1 S: 7 H: 0 LOB: 0 BB: 0 P: 13	R: 0 E: 0 K: 0 S: 10 H: 1 LOB: 2 BB: 0 P: 15	R: 0 E: 0 K: 1 S: 8 H: 0 LOB: 0 BB: 0 P: 10	R: 2 E: 0 K: 1 S: 10 H: 2 LOB: 2 BB: 2 P: 21	R: 0 E: 0 K: 1 S: 16 H: 1 LOB: 1 BB: 0 P: 20	R: 2 E: 0 K: 1 S: 11 H: 2 LOB: 0 BB: 0 P: 16	R: 0 E: 0 K: 0 S: 13 H: 1 LOB: 2 BB: 1 P: 23	1B: 5 2B: 2 3B: 0 HR: 2 SF: 0 SAC: 0 DP: 0 HBP: 1	WP: 0 PB: 0 SB: 4 CS: 0 PA: 40					

	AB	36
	R	6
	H	9
	RBI	6
	BB	3
	SO	8
	LOB	16

PITCHER		IP	WLS	BF	H	R	ER	SO	BB	IBB	HBP	BLK	WP	HR	S	P	ERA	WHIP
40 Roberto Hernandez, R ERA: 5.4	(1, 1)	6.2	L	29	6	4	4	7	1	1	1	0	0	1	66	105	5.40	1.050
27 Cesár Ramos, L ERA: 7.71	(7, 1)	1.1		6	2	2	2	1	0	0	0	0	0	1	15	21	13.50	1.500
35 Jamey Wright, R ERA:	(9, 1)	1.0		5	1	0	0	0	1	0	0	0	0	0	13	23	0.00	2.000

PITCHER		IP	WLS	BF	H	R	ER	SO	BB	IBB	HBP	BLK	WP	HR	S	P	ERA	WHIP

Baltimore Orioles @ Tampa Bay Rays

Tropicana Field, St. Petersburg, FL

Thu Apr 04 2013, 3:12 PM - 6:14 PM EDT

Att. 17,491 - Dome - 72 F

livebaseballscorecards.com

BOTTOM

Batter	1	2	3	4	5	6	7	8	9	AB	R	H	RBI	BB	SO	LOB
8 Desmond Jennings, R (1, 8) OBP: 0.417, SLG: 0.545	B SL 84 B FF 91 F FF 92 B FF 92 B SL 86 4-1 18 FC5-3 20 G1-3 BB			B SL 86 F CH 84 C FF 92 B FF 90 F CH 85 S CH 84 2-3 ① K		B SL 85 C CU 76 B SL 86 B CH 83 S FF 90 X FF 92 3-2 ① P3		C FF 92 X CH 82 0-1 ③ P3		3	0	0	0	1	1	0
20 Matt Joyce, L (1, 7) OBP: 0.286, SLG: 0.714 1 Sean Rodríguez, R (9, PH)	B FF 91 S CH 82 1 SAFE C FF 91 B FF 91 1 SAFE X CH 82 2-2 ① G1-3 1-2			F CU 78 S SL 86 X FF 91 0-2 ② F7		C CH 83 C CH 84 B CH 85 X FF 90 1-2 ② G4-3			C FF 90 B CH 83 C CH 82 F FF 92 H SL 87 2-2 18 1B 3 1B HBP	3 0	0 1	0 0	0 0	0 0	0 0	1 0
18 Ben Zobrist, S (1, 9) OBP: 0.417, SLG: 0.727	D CU 77 D CH 84 C CH 82 F FF 92 X SI 92 2-2 ②③ FC5-3 2-3			B CU 77 B CH 84 B CH 85 C FF 90 X FF 92 3-1 ③ G4-3		C FF 92 F CU 77 B SI 91 F SI 91 T CH 84 1-2 ③ K			B FF 91 F FF 90 X FF 91 1-1 3 1B 1-2 1B	4	0	1	0	0	1	1
3 Evan Longoria, R (1, 5) OBP: 0.417, SLG: 0.417		S FF 91 C SL 85 B SL 87 S FF 92 1-3 ① K			C SL 86 S SL 85 F SL 86 F FF 92 X SL 86 0-2 11 1B 21 1B 1B		F FF 90 X FF 90 0-1 ① F9		X FF 92 0-0 ① 1-3 2-H 1B	4	1	2	1	0	1	0
15 Shelley Duncan, R (1, 10) OBP: 0.222, SLG: 0.556		S SL 86 F FF 92 F FF 93 F FF 93 S SL 87 0-3 ② K			F FF 92 X FF 92 0-1 ① P2		X FF 91 0-0 1B		F SI 94 B SI 93 X SI 93 1-1 ② P4	4	0	1	0	0	1	2
11 Yunel Escobar, R (1, 6) OBP: 0.333, SLG: 0.300		B SL 85 B SL 86 B FF 92 B FF 92 4-0 21 CS BB			B FF 92 X FF 91 1-0 21 1B 28 1B 1-2 1B		C SL 79 C SL 78 B FF 86 X SL 78 1-2 ② L6		B CU 79 F SI 93 B FF 93 B SI 93 F FF 94 B SI 94 4-2 BB	2	1	1	0	2	0	1
21 James Loney, L (1, 3) OBP: 0.286, SLG: 0.429		B FF 91 B CH 82 F FF 91 1 SAFE B FF 91 C FF 91 3-2 ③ CS 1-2	C CU 78 S CH 84 X CH 84 0-2 ① G1-3		C CH 83 S FF 92 B FF 92 F FF 92 X CH 84 1-2 28 1B 1-2 2-H 1B		C SL 79 B FF 86 B SI 84 F SL 79 X SI 86 2-2 ③ L5		B SI 94 X SI 93 1-0 ③ P5	4	0	1	1	0	0	3
28 José Molina, R (1, 2) OBP: 0.200, SLG: 0.200 5 Sam Fuld, L (8, PH) 59 Jose Lobaton, S (9, 2) OBP: 0.500, SLG: 0.500			S SL 86 C FF 91 B FF 92 X SL 86 1-2 ② G6-3		S FF 91 F FF 92 X FF 92 0-2 19 G5-4-3 1-2 2-H 1B			C FF 92 X SL 87 0-1 ① G4-3		2 1 0	0 0 0	1 0 0	1 0 0	0 0 0	0 0 0	0 0 0
19 Ryan Roberts, R (1, 4) OBP: 0.286, SLG: 0.286			B FF 92 B FF 92 F FF 92 X FF 91 2-1 ③ F8		X SI 91 0-0 ②③ G5-4-3 1-2f			F FF 92 X FF 93 0-1 ② G6-3		3	0	0	0	0	0	2

Inning Stats	1	2	3	4	5	6	7	8	9
	R: 0 E: 0 K: 0 S: 7	R: 0 E: 0 K: 2 S: 10	R: 0 E: 0 K: 0 S: 8	R: 0 E: 0 K: 1 S: 9	R: 2 E: 0 K: 0 S: 16	R: 0 E: 0 K: 1 S: 10	R: 0 E: 0 K: 0 S: 9	R: 0 E: 0 K: 0 S: 6	R: 1 E: 0 K: 0 S: 11
	H: 0 LOB: 0 BB: 1 P: 15	H: 0 LOB: 0 BB: 1 P: 18	H: 0 LOB: 0 BB: 0 P: 11	H: 0 LOB: 0 BB: 0 P: 14	H: 4 LOB: 1 BB: 0 P: 18	H: 0 LOB: 0 BB: 0 P: 15	H: 1 LOB: 1 BB: 0 P: 12	H: 0 LOB: 0 BB: 0 P: 6	H: 2 LOB: 2 BB: 1 P: 20

1B: 7	SF: 0
2B: 1	SAC: 0
3B: 0	DP: 2
HR: 0	HBP: 1

WP: 0	PA: 35
PB: 0	
SB: 0	
CS: 1	

AB	30
R	3
H	7
RBI	3
BB	3
SO	4
LOB	10

PITCHER		IP	WLS	BF	H	R	ER	SO	BB	IBB	HBP	BLK	WP	HR	S	P	ERA	WHIP
50 Miguel González, R ERA: 2.84	(1, 1)	6.1	W	23	5	2	2	4	2	0	0	0	0	0	63	94	2.84	1.105
56 Darren O'Day, R ERA:	(7, 1)	0.2	H	2	0	0	0	0	0	0	0	0	0	0	6	9	0.00	0.000
17 Brian Matusz, L ERA: 9.0	(8, 1)	1.0		5	1	1	1	0	0	0	1	0	0	0	11	14	9.00	1.000
43 Jim Johnson, R ERA:	(9, 1)	1.0	S	4	1	0	0	0	1	0	0	0	0	0	6	12	0.00	2.000

PITCHER		IP	WLS	BF	H	R	ER	SO	BB	IBB	HBP	BLK	WP	HR	S	P	ERA	WHIP

Batter	1	2	3	4	5	6	7	8	9	AB	R	H	RBI	BB	SO	LOB
24 Michael Bourn, L (1, 8) OBP: 0.450, SLG: 0.500	C SI 92 B SI 93 B FF 93 C FF 92 B KC 82 X SI 94 3-2 22 F8 13 SH1-3 1B		B FF 92 X FF 92 1-0 1-3 2B		C FF 94 B CH 85 B SI 94 B FF 91 X FF 92 3-1 ③ G4-3			C FF 92 C SL 82 B FS 84 B SL 81 B SL 80 X FF 90 3-2 ③ G4-3		4	0	2	0	0	0	0
13 Asdrúbal Cabrera, S (1, 6) OBP: 0.222, SLG: 0.375	C SI 90 X FF 93 0-1 ① SH1-3 1-2		B FF 93 F CH 85 X CH 83 1-1 ② FC5-2-6 3-H			B FF 90 C FF 92 C KC 80 S SI 92 1-3 ① K			B FF 89 C FF 89 C CU 78 B FS 84 S FS 81 2-3 ① K	3	0	0	0	0	2	2
22 Jason Kipnis, L (1, 4) OBP: 0.111, SLG: 0.222	C FF 93 X FF 92 0-1 ② F8 2-3		C KC 83 B FF 94 S KC 83 F KC 81 B FF 91 S CH 84 2-3 ③ K			C SI 91 B KC 82 B KC 80 B FF 92 X SI 93 3-1 ② L7			B CU 77 B CU 77 F FF 90 S FS 81 C FF 90 2-3 ② K	4	0	0	0	0	2	3
33 Nick Swisher, S (1, 3) OBP: 0.389, SLG: 0.286	B KC 82 B FF 93 D FF 92 X SI 92 3-0 ③ F7			F SI 92 B KC 82 B CH 84 F FF 91 F CH 84 S KC 82 2-3 ① K		B SI 91 F CH 82 F CH 84 B KC 81 C FF 93 2-3 ③ K			B CU 79 B CU 78 C FF 91 C FF 91 B FS 82 X FF 91 3-2 ③ G5-3	4	0	0	0	0	2	1
23 Michael Brantley, L (1, 7) OBP: 0.588, SLG: 0.462		C FF 90 B KC 82 B FF 94 F FF 94 F SL 83 F CH 83 F FF 94 T FF 95 2-2 ① K		B KC 81 B KC 80 B FF 93 B FF 92 4-0 41 G3 BB			C SI 96 F SI 96 B SI 98 X SI 97 1-2 ① G4-3			2	0	0	0	1	1	0
41 Carlos Santana, S (1, 2) OBP: 0.412, SLG: 0.688		C SI 93 S CH 86 F FF 94 X KC 82 0-2 ② G6-3		1 SAFE C CH 80 B SI 92 B FF 91 1 SAFE B CH 85 F FF 92 X CH 82 3-2 ② G3 1-2			C SL 90 B SL 91 X SI 97 1-1 ② G6-3			3	0	0	0	0	0	1
12 Mark Reynolds, R (1, 10) OBP: 0.235, SLG: 0.563		B FF 93 F CH 84 B FF 94 S FF 94 F FF 94 X KC 81 2-2 ③ G3-1		F FF 92 C KC 81 B FF 94 B KC 82 S CH 81 2-3 ③ K			S FF 92 B SI 98 B SI 91 B SI 97 C SI 97 X SI 96 3-2 ③ G4-3			3	0	0	0	0	1	1
4 Mike Aviles, R (1, 5)			C FF 92 B FF 92 B FF 93 B CH 84 B SI 92 4-1 24 2B 13 FC5-2-6 BB		C FF 92 F FF 91 B KC 82 X CH 82 1-2 ① F7			X FF 90 0-0 ① P2		2	0	0	0	1	0	0
11 Drew Stubbs, R (1, 9) OBP: 0.118, SLG: 0.118			B FF 91 C FF 91 C FF 92 C KC 80 1-3 ① K		B CH 84 S FF 92 S FF 91 S KC 82 1-3 ② K			C FF 91 F SL 82 S FS 83 0-3 ② K		3	0	0	0	0	3	1
Inning Stats	R: 0 E: 0 K: 0 S: 8 H: 1 LOB: 1 BB: 0 P: 14	R: 0 E: 0 K: 1 S: 14 H: 0 LOB: 0 BB: 0 P: 18	R: 0 E: 0 K: 2 S: 11 H: 1 LOB: 2 BB: 1 P: 20	R: 0 E: 0 K: 2 S: 10 H: 0 LOB: 1 BB: 1 P: 21	R: 0 E: 0 K: 1 S: 8 H: 0 LOB: 0 BB: 0 P: 13	R: 0 E: 0 K: 2 S: 8 H: 0 LOB: 0 BB: 0 P: 14	R: 0 E: 0 K: 0 S: 8 H: 0 LOB: 0 BB: 0 P: 13	R: 0 E: 0 K: 1 S: 7 H: 0 LOB: 0 BB: 0 P: 10	R: 0 E: 0 K: 2 S: 9 H: 0 LOB: 0 BB: 0 P: 16	1B: 1 2B: 1 3B: 0 HR: 0 SF: 0 SAC: 1 DP: 0 HBP: 0						

PITCHER		IP	WLS	BF	H	R	ER	SO	BB	IBB	HBP	BLK	WP	HR	S	P	ERA	WHIP
55 Matt Moore, L ERA:	(1, 1)	6.0	W	22	2	0	0	8	2	0	0	0	0	0	59	100	0.00	0.667
57 Jake McGee, L ERA: 27.0	(7, 1)	1.0		3	0	0	0	0	0	0	0	0	0	0	8	13	0.00	0.000
47 Brandon Gomes, R ERA:	(8, 1)	1.0		3	0	0	0	1	0	0	0	0	0	0	7	10	0.00	0.000
62 Joel Peralta, R ERA: 4.5	(9, 1)	1.0		3	0	0	0	2	0	0	0	0	0	0	9	16	0.00	0.000

PITCHER	IP	WLS	BF	H	R	ER	SO	BB	IBB	HBP	BLK	WP	HR	S	P	ERA	WHIP

TOP

Cleveland Indians @ Tampa Bay Rays

Tropicana Field, St. Petersburg, FL

Fri Apr 05 2013, 7:11 PM - 9:31 PM EDT

Att. 16,019 - Dome - 72 F

livebaseballscorecards.com

AB	28
R	0
H	2
RBI	0
BB	2
SO	11
LOB	9

1B: 1	SF: 0	WP: 0	PA: 31
2B: 1	SAC: 1	PB: 0	
3B: 0	DP: 0	SB: 0	
HR: 0	HBP: 0	CS: 0	

Batter	1	2	3	4	5	6	7	8	9	AB	R	H	RBI	BB	SO	LOB
8 Desmond Jennings, R (1, 8) OBP: 0.313, SLG: 0.400	X FF 89 0-0 ① F8		B FF 93 D CU 79 S FF 93 F FF 94 X FF 94 2-2 ③ F8		C CU 77 S CU 78 B FF 93 B CU 80 F FF 92 B CH 80 X SI 93 3-2 E5, 5 1B, 18 2B		C FC 93 S SL 82 S SL 82 0-3 ③ K			4	1	0	0	0	1	1
5 Sam Fuld, L (1, 7) OBP: 0.200, SLG: 0.200	C FF 90 B FF 91 C CU 76 X CU 80 1-2 ② G6-3			C FF 90 C CU 76 X FF 91 0-2 18 2B 1B	C FF 88 B FF 89 B FF 89 X FF 90 2-1 18 2B 1B, 1-3			B FC 92 B FC 93 B FC 92 C FC 92 C FC 92 S FC 92 3-3 ① K		4	2	2	0	0	1	0
18 Ben Zobrist, S (1, 9) OBP: 0.438, SLG: 0.800	F FF 91 X CH 81 0-1 ③ G4-3			C FF 88 D CH 80 X FF 90 1-1 3 1B, 11 G6-3 2B, 1-H	D CU 79 1 SAFE C CU 79 X CH 81 1-1 1-H, 3-H 2B			C FC 93 B SL 80 X SL 79 1-1 ② F8		4	1	2	3	0	0	0
3 Evan Longoria, R (1, 5) OBP: 0.375, SLG: 0.375		B SI 91 B FF 91 C SL 84 C SL 86 B FF 93 S FF 92 3-3 ① K		S FF 92 C CU 80 B FF 93 X CU 80 1-2 20 WP, 2-3 1B	C SL 85 F FF 90 C FF 93 0-3 ③ K			C FC 94 C SL 80 B FC 94 S FC 93 1-3 ③ K		4	0	1	0	0	3	1
20 Matt Joyce, L (1, 10) OBP: 0.200, SLG: 0.500		B FF 90 C CH 82 B FF 92 X FF 92 2-1 ② F7		S FF 90 B CH 82 B FF 92 B FF 92 F FF 92 X CU 78 3-2 ① G1-3, 1-2		C FF 90 C CU 77 B CU 79 X FF 92 1-2 ① G4-3				3	0	0	0	0	0	2
11 Yunel Escobar, R (1, 6) OBP: 0.267, SLG: 0.231		B SL 87 B FF 92 X FF 92 2-0 ③ G6-3		X CU 78 0-0 ② G6-3, 3-H		B CU 77 B FF 91 C FF 92 C FF 92 F CU 79 B FF 92 X FF 91 3-2 ② L9				3	0	0	1	0	0	1
21 James Loney, L (1, 3) OBP: 0.200, SLG: 0.300			B FF 90 F FF 90 F SL 87 B FF 92 X CU 79 2-2 ① F8	B FF 91 F CH 80 B FF 92 S FF 93 F SI 94 X SL 86 2-2 ③ F8		C FF 92 C CU 78 B FF 93 S FF 92 1-3 ③ K				3	0	0	0	0	1	1
59 Jose Lobaton, S (1, 2) OBP: 0.600, SLG: 0.800			C FF 90 B CH 81 X CH 81 1-1 2 WP, 2B	B FF 88 C FF 89 B FF 90 S FF 90 B SI 90 F SI 91 X FF 91 3-2 ① P5			F FC 93 B FC 93 X FF 89 1-1 ① 1B			3	0	2	0	0	0	0
2 Kelly Johnson, L (1, 4) OBP: 0.222, SLG: 0.125			B CU 77 F FF 92 B FF 92 F FF 93 X FF 93 2-2 ② F9, 2-3	C CH 81 B CU 78 X FF 91 1-1 ② F8			B FC 92 F FC 92 S SL 79 X FC 93 1-2 ② G3-1			3	0	0	0	0	0	1
Inning Stats	R: 0 E: 0 K: 0 S: 6 H: 0 LOB: 0 BB: 0 P: 7	R: 0 E: 0 K: 1 S: 6 H: 0 LOB: 0 BB: 0 P: 13	R: 0 E: 0 K: 0 S: 11 H: 1 LOB: 1 BB: 0 P: 18	R: 2 E: 0 K: 0 S: 16 H: 3 LOB: 1 BB: 0 P: 23	R: 2 E: 1 K: 1 S: 17 H: 2 LOB: 1 BB: 0 P: 27	R: 0 E: 0 K: 1 S: 10 H: 0 LOB: 0 BB: 0 P: 15	R: 0 E: 0 K: 1 S: 8 H: 1 LOB: 0 BB: 0 P: 10	R: 0 E: 0 K: 2 S: 8 H: 0 LOB: 0 BB: 0 P: 13		1B: 4 2B: 3 3B: 0 HR: 0 SF: 0 SAC: 0 DP: 0 HBP: 0						

PITCHER		IP	WLS	BF	H	R	ER	SO	BB	IBB	HBP	BLK	WP	HR	S	P	ERA	WHIP
34 Zach McAllister, R ERA: 3.0	(1, 1)	6.0	L	25	6	4	2	3	0	0	0	0	2	0	66	103	3.00	1.000
27 Bryan Shaw, R ERA:	(7, 1)	2.0		6	1	0	0	3	0	0	0	0	0	0	16	23	0.00	0.500

PITCHER	IP	WLS	BF	H	R	ER	SO	BB	IBB	HBP	BLK	WP	HR	S	P	ERA	WHIP

BOTTOM

Cleveland Indians @ Tampa Bay Rays

Tropicana Field, St. Petersburg, FL

Fri Apr 05 2013, 7:11 PM - 9:31 PM EDT

Att. 16,019 - Dome - 72 F

livebaseballscorecards.com

AB	31
R	4
H	7
RBI	4
BB	0
SO	6
LOB	7

1B: 4	SF: 0	WP: 2	PA: 31
2B: 3	SAC: 0	PB: 0	
3B: 0	DP: 0	SB: 0	
HR: 0	HBP: 0	CS: 0	

Batter	1	2	3	4	5	6	7	8	9	AB	R	H	RBI	BB	SO	LOB
24 Michael Bourn, L (1, 8) OBP: 0.375, SLG: 0.409	C FF 91 B KC 80 C FF 92 X CH 86 1-2 G3-1		X FF 91 0-0 FC5-6 1-2f 2-3		C KC 80 C SI 91 1 SAFE B SI 91 C KC 80 1-3 K			B FF 90 X FF 90 1-0 F7		4	0	0	0	0	1	3
13 Asdrúbal Cabrera, S (1, 6) OBP: 0.182, SLG: 0.300	C KC 79 B FF 91 S CH 85 C SI 92 1-3 K		C KC 78 1 SAFE X KC 79 0-1 P6			B FF 90 C FF 90 X CH 85 1-1 G6-3		B FF 90 X FF 90 1-0 P5		4	0	0	0	0	1	2
22 Jason Kipnis, L (1, 4) OBP: 0.136, SLG: 0.227	C KC 80 F CH 86 S SI 92 0-3 K		D KC 81 C CH 84 F CU 81 B SI 91 X SI 91 2-2 F8			C FF 91 F FF 91 B SI 91 F CH 85 B KC 82 X FF 91 2-2 G1-3			C SI 90 B SL 84 B SL 83 S SI 91 B SI 91 X 3-2 41 DI 1B	4	0	1	0	0	1	2
33 Nick Swisher, S (1, 3) OBP: 0.409, SLG: 0.294		B SI 90 B SI 90 B FF 90 C SI 89 B SI 89 4-1 41 1B BB		B SI 90 C SI 90 B KC 79 S CH 83 S FF 92 2-3 K		B FF 90 X SI 91 1-0 1B			B SI 93 X SI 92 1-0 F8	3	0	1	0	1	1	1
23 Michael Brantley, L (1, 7) OBP: 0.476, SLG: 0.353		D KC 76 B CH 83 X SI 90 2-0 F7		C KC 79 X KC 80 0-1 G4-3		B FF 90 C FF 89 D KC 81 B CH 85 X FF 89 3-1 G4-3			C FF 93 B SI 92 B C S 2-3 K	4	0	0	0	0	1	3
41 Carlos Santana, S (1, 10) OBP: 0.429, SLG: 0.632 (4, 2)		B FF 91 X SI 90 1-0 8 G4-6-3 1-3 1B		B SI 92 C SI 92 X SI 91 1-1 F8			B C B B B 4-1 8 G1-6-3 BB		B SI 92 C SI 91 D SI 92 C SL 86 B SL 85 X 3-2 F8 1-2	3	0	1	0	1	0	1
8 Lonnie Chisenhall, L (1, 5) OBP: 0.176, SLG: 0.235 37 Cody Allen, R (7, 1)		B KC 79 C KC 78 S CH 84 X FF 91 1-2 G4-6-3 1-2f			C FF 90 F CH 85 F SI 91 X CH 84 0-2 1B		F FF 89 B SI 90 F CH 84 B FF 92 F CH 84 1 SAFE F X 2-2 G1-6-3 1-2f			3	0	1	0	0	0	3
										0	0	0	0	0	0	0
9 Ryan Raburn, R (1, 9) OBP: 0.333, SLG: 0.333			C FF 90 B SI 92 X CH 86 1-1 24 FC5-6 6 BB 1B		C SI 90 B KC 80 B KC 78 1 SAFE X SI 90 2-1 F8		B FF 90 X SI 91 1-0 G4-3			3	0	1	0	0	0	1
6 Lou Marson, R (1, 2) 47 Trevor Bauer, R (4, 1) 32 Matt Albers, L (6, 1) 4 Mike Aviles, R (7, 5)			C FF 91 B CH 86 B SI 91 B SI 90 S FF 91 B CH 77 4-2 24 FC5-6 1-2 BB		C FF 90 C FF 91 C FF 91 0-3 K			C FF 90 B S F B C 2-3 K		0 1 0 1	0 0 0 0	0 0 0 0	0 0 0 0	1 0 0 1	0 1 0 0	0 1 0 0
Inning Stats	R: 0 E: 0 K: 2 S: 9 H: 0 LOB: 0 BB: 0 P: 11	R: 0 E: 0 K: 0 S: 6 H: 1 LOB: 1 BB: 1 P: 14	R: 0 E: 0 K: 0 S: 10 H: 1 LOB: 2 BB: 1 P: 17	R: 0 E: 0 K: 1 S: 7 H: 0 LOB: 0 BB: 0 P: 10	R: 0 E: 0 K: 2 S: 12 H: 1 LOB: 1 BB: 0 P: 15	R: 0 E: 0 K: 0 S: 9 H: 1 LOB: 1 BB: 0 P: 16	R: 0 E: 0 K: 0 S: 7 H: 0 LOB: 0 BB: 1 P: 14	R: 0 E: 0 K: 1 S: 6 H: 0 LOB: 0 BB: 0 P: 10	R: 0 E: 0 K: 1 S: 10 H: 1 LOB: 1 BB: 0 P: 19	1B: 5 2B: 0 3B: 0 HR: 0	SF: 0 SAC: 0 DP: 2 HBP: 0			WP: 0 PB: 0 SB: 0 CS: 0	PA: 33		

PITCHER		IP	WLS	BF	H	R	ER	SO	BB	IBB	HBP	BLK	WP	HR	S	P	ERA	WHIP
53 Alex Cobb, R ERA:	(1, 1)	7.1	W	27	4	0	0	6	3	0	0	0	0	0	64	103	0.00	0.955
62 Joel Peralta, R ERA: 3.38	(8, 1)	0.2		2	0	0	0	0	0	0	0	0	0	0	2	4	0.00	0.000
27 Cesár Ramos, L ERA: 5.4	(9, 1)	1.0		4	1	0	0	1	0	0	0	0	0	0	10	19	0.00	1.000

PITCHER	IP	WLS	BF	H	R	ER	SO	BB	IBB	HBP	BLK	WP	HR	S	P	ERA	WHIP

TOP

Cleveland Indians @ Tampa Bay Rays

Tropicana Field, St. Petersburg, FL

Sat Apr 06 2013, 7:12 PM - 10:22 PM EDT

Att. 32,217 - Dome - 72 F

livebaseballscorecards.com

AB	30
R	0
H	5
RBI	0
BB	3
SO	7
LOB	17

Batter	1	2	3	4	5	6	7	8	9	AB	R	H	RBI	BB	SO	LOB
8 Desmond Jennings, R (1, 8) OBP: 0.381, SLG: 0.389	C FF 92 B FF 92 B SL 83 B FF 93 B FF 93 4-1 18 BB 20 BB 3 BB BB		B SL 81 B FF 92 C FF 92 B FF 92 C FF 93 F FF 93 B FF 93 4-2 20 S 20 FC5-2 BB	C FF 92 B FF 93 B KC 75 X FF 92 2-1 ② G5-3		C FF 94 D SL 86 B SI 93 X FF 93 2-1 1-2 2-3 1B		F FF 94 B KC 84 C S 1-3 ① K	3	1	1	0	2	1	0
20 Matt Joyce, L (1, 9) OBP: 0.267, SLG: 0.429	C FF 92 F CH 86 B CH 81 B CH 81 B FF 92 F FF 93 F FF 93 1 SAFE B CH 82 4-2 3 BB 18 BB 11 L9-2 1-2 BB		1 SAFE B FF 92 F CH 86 S CH 82 X FF 94 1-2 ① FC5-2 3 G5-3 18 BB 1-H	S CH 87 B CH 85 B FF 92 S CH 85 X KC 77 2-2 ③ G3-1		B CU 80 C FF 94 F CU 81 B FF 93 F SI 93 F FF 94 F FF 92 S CU 81 2-3 ② K		B FF 94 B FF 94 C FF 95 C FF 95 B X 3-2 3 1B 21 2B 1B	4	1	1	0	1	1	4
18 Ben Zobrist, S (1, 4) OBP: 0.429, SLG: 0.667	B FF 93 B FF 92 B CH 87 B FF 94 4-0 3 BB 1-2 2-3 BB		1 SAFE B CH 80 B FF 92 C CH 86 D CH 86 B FF 93 4-1 3 G5-3 1-2 BB		C CH 85 F CH 83 X KC 77 0-2 ① G3	B SI 91 C CU 81 X FF 92 1-1 ③ G3		B FF 94 1 SAFE X FF 95 1-0 ② F9		3	0	0	0	2	0	4
3 Evan Longoria, R (1, 5) OBP: 0.429, SLG: 0.368	B FF 93 F FF 94 S CH 88 F CH 88 B KC 76 F CH 88 F FF 94 B CH 86 B CH 87 4-2 1-2 2-3 3-H BB		C FF 93 B SL 83 X CH 87 1-1 ② G5-3 1-2 2-3		C FF 92 B FF 92 F SL 82 B FF 94 B CH 86 F SL 82 F FF 94 X SL 81 3-2 ② F8		B KC 82 H FF 94 2-0 11 F9 21 1B HBP	X FF 95 0-0 21 2B 1-3 1B		3	1	1	1	1	0	2
21 James Loney, L (1, 3) OBP: 0.333, SLG: 0.429	S FF 94 X FF 94 0-1 ① P5		B FF 92 B FF 92 B FF 93 B FF 92 4-0 BB		B CH 87 C CH 82 B KC 74 F CH 86 F FF 93 X KC 76 2-2 ③ F8		B FF 95 B FF 95 X 2-0 28 BB 1-2 1B	F FF 94 X 0-1 1-H 3-H 2B		4	0	2	2	1	0	3
11 Yunel Escobar, R (1, 6) OBP: 0.250, SLG: 0.278	C CH 87 B KC 76 X FF 94 1-1 ②③ L9-2 3-H		C KC 75 C SL 83 B FF 94 S SL 82 1-3 ③ K			B SI 93 B SI 92 F SI 92 F SI 93 F SI 94 X CU 80 2-2 15 1B 2B	X FF 95 0-0 ① F9 2-3	B KC 80 F FF 95 C F C 1-3 ③ K		5	1	1	0	0	2	9
15 Shelley Duncan, R (1, 10) OBP: 0.231, SLG: 0.462			C FF 93 C SL 84 B SL 82 B FF 94 F FF 93 S SL 83 2-3 ① K	C KC 73 F SL 80 X KC 76 0-2 ① F7		X SI 93 0-0 8 1B 28 SH3-1 2-H 1B	F KC 82 B S X 1-2 ② P3			4	0	1	1	0	1	2
28 José Molina, R (1, 2) OBP: 0.375, SLG: 0.286			F FF 93 B FF 93 B SL 80 X FF 92 2-1 ② G6-3	F FF 90 B FF 92 X SL 80 1-1 2 HR 1B		X SI 92 0-0 ① SH3-1 1-2	C FF 95 B FF 95 B FF 96 F FF 96 F F B F B 4-2 1-2 BB			2	1	1	0	1	0	0
2 Kelly Johnson, L (1, 7) OBP: 0.333, SLG: 0.500 5 Sam Fuld, L (7, 7) OBP: 0.182, SLG: 0.182			C CH 87 S CH 83 X CH 80 0-2 ③ F9	L FF 91 X CH 83 0-1 1-H HR		B CU 80 C SI 93 B FF 94 B FF 93 B SI 92 4-1 8 1B BB	X FF 95 0-0 ③ G3			2 1	1 0	1 0	2 0	1 0	0 0	0 3
Inning Stats	R: 1 E: 0 K: 0 S: 14 H: 0 LOB: 2 BB: 4 P: 31		R: 0 E: 0 K: 1 S: 9 H: 0 LOB: 0 BB: 0 P: 13	R: 0 E: 0 K: 1 S: 12 H: 0 LOB: 3 BB: 3 P: 27	R: 2 E: 0 K: 0 S: 12 H: 2 LOB: 0 BB: 0 P: 17	R: 0 E: 0 K: 0 S: 12 H: 0 LOB: 0 BB: 0 P: 17	R: 1 E: 0 K: 1 S: 17 H: 3 LOB: 3 BB: 1 P: 28	R: 0 E: 0 K: 0 S: 11 H: 1 LOB: 3 BB: 1 P: 20	R: 2 E: 0 K: 2 S: 14 H: 3 LOB: 1 BB: 0 P: 20		1B: 6 2B: 3 3B: 0 HR: 1 SF: 0 SAC: 1 DP: 1 HBP: 1		WP: 0 PB: 0 SB: 2 CS: 0 PA: 42		

PITCHER		IP	WLS	BF	H	R	ER	SO	BB	IBB	HBP	BLK	WP	HR	S	P	ERA	WHIP
47 Trevor Bauer, R ERA: 5.4	(1, 1)	5.0	L	23	2	3	3	2	7	0	0	0	0	1	59	105	5.40	1.800
47 Trevor Bauer, R ERA: 5.4	(4, 1)	5.0	L	23	2	3	3	2	7	0	0	0	0	1	59	105	5.40	1.800
32 Matt Albers, R ERA: 5.4	(6, 1)	1.0		7	3	1	1	1	1	0	0	0	0	0	17	28	9.00	4.000
37 Cody Allen, R ERA: 9.0	(7, 1)	2.0		12	4	2	2	2	1	0	1	0	0	0	25	40	9.00	2.500

PITCHER	IP	WLS	BF	H	R	ER	SO	BB	IBB	HBP	BLK	WP	HR	S	P	ERA	WHIP

BOTTOM

Cleveland Indians @ Tampa Bay Rays

Tropicana Field, St. Petersburg, FL

Sat Apr 06 2013, 7:12 PM - 10:22 PM EDT

Att. 32,217 - Dome - 72 F

livebaseballscorecards.com

AB	31
R	6
H	9
RBI	6
BB	9
SO	5
LOB	27

Batter	1	2	3	4	5	6	7	8	9	AB	R	H	RBI	BB	SO	LOB
24 Michael Bourn, L (1, 8) OBP: 0.367, SLG: 0.536	C SI 93 C SI 94 F SI 94 X SI 94 0-2 9 S 2B	X SI 94 0-0 ③ G3		C SI 93 F SI 94 S KC 80 0-3 ② K	X SI 92 0-0 ③ G4-3			X FF 90 0-0 HR	C SI 89 B SI 88 C SL 82 X SI 90 1-2 ③ G4-3	6	1	2	1	0	1	4
13 Asdrúbal Cabrera, S (1, 6) OBP: 0.185, SLG: 0.250	B SI 94 X CH 86 1-0 ① G6-3		C FC 87 C SI 93 B KC 79 F FC 90 B SI 94 B KC 79 B FC 90 4-2 9 BB 12 HR BB	F CH 84 X SI 94 0-1 ③ P3		S SI 88 B CU 74 T FC 86 B CU 77 X FC 86 2-2 ① G3-1		S SL 81 B FS 82 F FF 91 S SL 82 1-3 ① K		4	1	0	0	1	1	1
9 Ryan Raburn, R (1, 7) OBP: 0.375, SLG: 0.429	C SI 94 C FC 89 S KC 80 0-3 ② K 2-3		C CH 86 B SI 95 1 SAFE B FF 92 B CH 85 1 SAFE B SI 93 4-1 12 HR 1-2 BB		S FC 88 B SI 91 X CH 84 1-1 41 2B 2B	B SI 88 B SI 88 X FC 86 2-0 ② F7		S SL 82 X SL 82 0-1 ② P3		4	2	1	0	1	1	1
33 Nick Swisher, S (1, 3) OBP: 0.333, SLG: 0.227	C SI 95 F CH 86 X KC 79 0-2 F8		C KC 79 C FF 94 B CH 86 B SI 95 B SI 95 X CH 86 3-2 ① L7		B FF 93 C FC 89 B FC 88 X CH 84 2-1 ① F9	C SI 89 C FC 87 S CU 77 0-3 ③ K		C SL 81 B FS 83 B FF 92 S SL 81 F SL 82 S FF 91 2-3 ③ K		5	0	0	0	0	2	4
12 Mark Reynolds, R (1, 10) OBP: 0.364, SLG: 0.950		B SI 92 B CH 84 B SI 92 B SI 92 4-0 4 FC6-4 41 1B 8 FC2-5-1 BB	C SI 95 X KC 79 0-1 1-H 2-H HR		C SI 93 B FF 94 S SI 94 S SI 94 1-3 ② K		X FF 91 0-0 HR		C SI 93 B CH 81 B SI 94 B SI 95 C SI 94 X SI 94 3-2 41 HR 2B	4	3	3	4	1	1	1
41 Carlos Santana, S (1, 2) OBP: 0.538, SLG: 0.917		F SI 94 C SI 94 1 SAFE X KC 79 0-2 4 FC6-4 1-2 1B	C SI 94 B SI 95 B CH 85 X SI 94 2-1 4 FC6-4 1B		C KC 78 B FC 90 C SI 94 X SI 94 1-2 4 1B 8 HR 2-H 2B		S SL 85 C SL 85 X CH 83 0-2 4 1B 2B		C SI 95 B CH 83 X CH 82 1-1 2-H HR	5	3	5	3	0	0	0
4 Mike Aviles, R (1, 4) OBP: 0.333, SLG: 0.250		B SI 94 X CH 85 1-0 ① FC6-4 8 FC2-5-1 11 1B 1-2f 2-3	X CH 85 0-0 ② FC6-4 1-2f		C CH 85 C FC 89 B FC 89 B KC 78 X FC 89 2-2 8 HR 2-3 1B		B SL 84 C CH 89 X SL 78 1-1 8 L4-3 2-H 1B		B FF 96 F SI 94 B SI 95 B CH 84 X SI 95 3-1 ① F8	5	2	2	1	0	0	3
8 Lonnie Chisenhall, L (1, 5) OBP: 0.227, SLG: 0.455		B SI 94 C SI 94 F SI 94 F SI 95 F KC 79 1 SAFE 1 SAFE X SI 94 1-2 ② FC2-5-1 11 1B 1-3 3-H	X SI 94 0-0 ③ L8		B SI 93 B SI 94 B SI 93 C SI 92 X SI 93 3-1 1-H 3-H HR		X CH 88 0-0 ①② L4-3 1-1		C CH 84 B SI 95 X SI 96 1-1 2B	5	1	2	3	0	0	4
11 Drew Stubbs, R (1, 9) OBP: 0.182, SLG: 0.182		F SI 94 B FF 90 1 SAFE D KC 80 B SI 94 X SI 94 3-1 1-3 3-H 1B		B KC 78 F FF 92 B FC 87 X CH 84 2-1 ① G5-3	C FC 88 X FC 87 0-1 1B		X SL 84 0-0 ③ F8		C SI 94 F SI 96 B CH 84 B FF 96 S SI 96 2-3 ② K	5	0	2	1	0	1	1
Inning Stats	R: 0 E: 0 K: 1 S: 11 H: 1 LOB: 1 BB: 0 P: 12	R: 1 E: 0 K: 0 S: 12 H: 2 LOB: 2 BB: 1 P: 21	R: 3 E: 0 K: 0 S: 13 H: 2 LOB: 1 BB: 2 P: 26	R: 0 E: 0 K: 1 S: 7 H: 0 LOB: 0 BB: 0 P: 9	R: 4 E: 0 K: 1 S: 18 H: 5 LOB: 1 BB: 0 P: 28	R: 0 E: 0 K: 1 S: 7 H: 0 LOB: 0 BB: 0 P: 11	R: 2 E: 0 K: 0 S: 8 H: 3 LOB: 0 BB: 0 P: 9	R: 1 E: 0 K: 2 S: 10 H: 1 LOB: 0 BB: 0 P: 13	R: 2 E: 0 K: 1 S: 15 H: 3 LOB: 1 BB: 0 P: 26	1B: 6 2B: 7 3B: 0 HR: 5 SF: 0 SAC: 0 DP: 1 HBP: 0						

PITCHER		IP	WLS	BF	H	R	ER	SO	BB	IBB	HBP	BLK	WP	HR	S	P	ERA	WHIP
14 David Price, L ERA: 8.18	(1, 1)	5.0	L	28	10	8	8	3	3	0	0	0	0	2	61	96	14.40	2.600
35 Jamey Wright, R ERA:	(6, 1)	1.0		3	0	0	0	1	0	0	0	0	0	0	7	11	0.00	0.000
43 Kyle Farnsworth, R ERA: 10.8	(7, 1)	1.0		5	3	2	2	0	0	0	0	0	0	1	8	9	18.00	3.000
47 Brandon Gomes, R ERA: 4.5	(8, 1)	1.0		4	1	1	1	2	0	0	0	0	0	1	10	13	9.00	1.000
56 Fernando Rodney, R ERA: 16.2	(9, 1)	0.2		5	3	2	2	1	0	0	0	0	0	1	12	22	27.00	4.500

PITCHER		IP	WLS	BF	H	R	ER	SO	BB	IBB	HBP	BLK	WP	HR	S	P	ERA	WHIP
27 Cesár Ramos, L ERA: 4.91	(9, 1)	0.1		1	0	0	0	0	0	0	0	0	0	0	3	4	0.00	0.000

TOP

Cleveland Indians @ Tampa Bay Rays

Tropicana Field, St. Petersburg, FL

Sun Apr 07 2013, 1:42 PM - 4:25 PM EDT

Att. 21,629 - Dome - 72 F

livebaseballscorecards.com

AB	43
R	13
H	17
RBI	13
BB	3
SO	7
LOB	19

PA: 46

WP: 0
PB: 0
SB: 1
CS: 0

Cleveland Indians @ Tampa Bay Rays

Tropicana Field, St. Petersburg, FL

Sun Apr 07 2013, 1:42 PM - 4:25 PM EDT

Att. 21,629 - Dome - 72 F

BOTTOM

livebaseballscorecards.com

Batter	1	2	3	4	5	6	7	8	9	AB	R	H	RBI	BB	SO	LOB
8 Desmond Jennings, R (1, 8) OBP: 0.375, SLG: 0.350 19 Ryan Roberts, R (7, 5) OBP: 0.375, SLG: 0.375	C SI 89 X SI 91 0-1 ① G4-3		B SI 89 B SI 90 C FF 92 B SI 87 B FF 91 4-1 5 G3-6 BB		C FF 94 B SL 83 F SI 91 B SL 85 F FF 94 X SI 91 2-2 ③ G6-3			C SI 87 B SL 82 X SI 87 1-1 5 WP 1B		2 0 0 0 1 0 0 1 0 1 0 0 0 0						
5 Sam Fuld, L (1, 9) OBP: 0.133, SLG: 0.133 (7, 8)	C FF 91 X SI 93 0-1 ② G1-3		X FF 89 0-0 ① ② G3-6 1-2f			B FF 89 F FF 88 X FF 92 1-1 ① G4-1		B FF 88 B SI 88 B FF 88 C SI 86 X FF 88 3-1 ③ F9 1-2		4 0 0 0 0 0 2						
18 Ben Zobrist, S (1, 4) OBP: 0.458, SLG: 0.667 1 Sean Rodríguez, R (7, 7)	C FF 94 C SI 93 B FF 96 X FF 95 1-2 21 BB 3 BB 1B		B SI 90 C SL 81 B SI 89 X SI 89 2-1 1B			C SL 81 B SL 82 C FF 92 S SL 83 1-3 ② K			C FF 91 S FF 92 S FF 92 0-3 ① K	3 0 2 0 0 1 0 1 0 0 0 0 1 0						
3 Evan Longoria, R (1, 5) OBP: 0.417, SLG: 0.333 43 Kyle Farnsworth, R (7, 1) 47 Brandon Gomes, R (8, 1) 56 Fernando Rodney, R (9, 1) 27 Cesár Ramos, L (9, 1) 15 Shelley Duncan, R (9, PH) OBP: 0.286, SLG: 0.500	D SI 90 B SI 92 B FF 92 B FF 92 4-0 21 BB 1-2 BB		X FF 93 0-0 ③ G5-3			C SI 91 C SL 82 B SL 82 B FF 94 F SI 89 X SL 84 2-2 ③ G3-1			F FF 92 X SL 78 0-1 11 WP 11 DI 1B	2 0 0 0 1 0 1 0 0 0 0 0 0 0 0 0 0 0 0 0 0 0 0 0 0 0 0 0 0 0 0 0 0 0 0 1 0 1 0 0 0 0						
21 James Loney, L (1, 3) OBP: 0.316, SLG: 0.353	F FF 93 B SL 80 B FF 93 B FF 90 B FF 93 4-1 1-2 2-3 BB			B SL 79 X FF 92 1-0 ① P5			C CH 86 C SL 82 B FF 92 X SL 84 1-2 ① G4-3		B FF 91 F FF 92 F FF 92 B SL 79 C SL 78 2-3 ② K	3 0 0 0 1 1 1						
11 Yunel Escobar, R (1, 6) OBP: 0.250, SLG: 0.238	C SL 80 F SI 91 S SL 84 0-3 ③ K			C FF 94 F SI 91 S SL 85 0-3 ② K			B FF 92 S SL 82 F SI 89 S SL 82 1-3 ② K		F FF 91 B SL 79 B FF 91 S FF 92 B FF 91 B FF 92 4-2 20 BB 1-3 BB	3 0 0 0 1 3 3						
20 Matt Joyce, L (1, 7) OBP: 0.263, SLG: 0.353 (7, 9)		F FF 92 S SI 89 F FF 93 C SL 83 0-3 ① K		C SL 82 C SI 91 B FF 94 B SI 92 F SL 85 F FF 94 C FF 94 2-3 ③ K			B SL 82 S SI 90 X FF 93 1-1 ③ G4-3		B FF 92 B FF 92 B FF 92 B FF 91 4-0 1-2 BB	3 0 0 0 1 2 0						
59 Jose Lobaton, S (1, 2) OBP: 0.333, SLG: 0.444		B FF 94 F FF 93 S SL 84 B SL 85 B SI 93 X SI 91 3-2 ② G3-1			C FF 90 C SL 79 B FF 94 B FF 92 B SL 82 C FF 89 3-3 ① K			B FF 88 C FF 88 B SL 79 F SI 87 C SL 81 2-3 ① K	C SL 78 B FF 91 S SL 79 X SL 78 1-2 ③ G1-3	4 0 0 0 0 2 3						
2 Kelly Johnson, L (1, 10) OBP: 0.267, SLG: 0.385 (7, 4)		B FF 93 C SI 90 C SL 82 B FF 95 B FF 93 S SI 88 3-3 ③ K			C SL 80 X SL 81 0-1 ② P5			B SI 88 B SI 87 F FF 88 F SI 88 X SL 81 2-2 ② F9		3 0 0 0 0 1 0						
Inning Stats	R: 0 E: 0 K: 1 S: 11 H: 1 LOB: 3 BB: 2 P: 20	R: 0 E: 0 K: 2 S: 10 H: 0 LOB: 0 BB: 0 P: 16	R: 0 E: 0 K: 0 S: 5 H: 1 LOB: 1 BB: 1 P: 11	R: 0 E: 0 K: 2 S: 9 H: 0 LOB: 0 BB: 0 P: 12	R: 0 E: 0 K: 1 S: 9 H: 0 LOB: 0 BB: 0 P: 14	R: 0 E: 0 K: 1 S: 9 H: 0 LOB: 0 BB: 0 P: 13	R: 0 E: 0 K: 1 S: 8 H: 0 LOB: 0 BB: 0 P: 11	R: 0 E: 0 K: 1 S: 10 H: 1 LOB: 1 BB: 0 P: 18	R: 0 E: 0 K: 2 S: 13 H: 1 LOB: 3 BB: 2 P: 24	1B: 4 2B: 0 3B: 0 HR: 0 SF: 0 SAC: 0 DP: 1 HBP: 0						

	AB	30
	R	0
	H	4
	RBI	0
	BB	5
	SO	11
	LOB	10

WP: 2 PA: 35
PB: 0
SB: 0
CS: 0

PITCHER		IP	WLS	BF	H	R	ER	SO	BB	IBB	HBP	BLK	WP	HR	S	P	ERA	WHIP
63 Justin Masterson, R ERA: 0.69	(1, 1)	7.0	W	25	2	0	0	8	3	0	0	0	0	0	61	97	0.00	0.714
38 Joe Smith, R ERA:	(8, 1)	1.0		4	1	0	0	1	0	0	0	0	1	0	10	18	0.00	1.000
52 Vinnie Pestano, R ERA:	(9, 1)	1.0		6	1	0	0	2	2	0	0	0	1	0	13	24	0.00	3.000

PITCHER	IP	WLS	BF	H	R	ER	SO	BB	IBB	HBP	BLK	WP	HR	S	P	ERA	WHIP

Tampa Bay Rays @ Texas Rangers

Rangers Ballpark in Arlington, Arlington, TX

Mon Apr 08 2013, 8:07 PM - 11:21 PM EDT

Att. 27,355 - Cloudy - 73 F

TOP

livebaseballscorecards.com

Batter	1	2	3	4	5	6	7	8	9	AB	R	H	RBI	BB	SO	LOB
8 Desmond Jennings, R (1, 8) OBP: 0.345, SLG: 0.292	X FF 92 0-0 ① G5-3		B SL 78 B SL 78 S FF 90 X FF 91 2-1 ① FC6-4 5 FC4-6 1-2f		B SL 78 B SL 77 X FF 91 2-0 ③ F7			B SI 93 B SI 92 B SI 93 B SI 92 4-0 3 1B 18 1B 15 BB BB	B SL 85 B SL 87 C FF 93 F SL 86 B CU 81 F SL 86 X SL 86 3-2 ② G4-3 1-3	4	1	0	0	1	0	2
5 Sam Fuld, L (1, 7) OBP: 0.111, SLG: 0.111 1 Sean Rodríguez, R (8, PH) OBP: 0.286, SLG: 0.167 (8, 7)	B FF 94 C FF 94 F CH 86 F SL 82 B CH 87 C SL 80 2-3 ② K		B SL 78 X FF 92 1-0 ② FC4-6 1-2f			L CH 89 X CH 84 0-1 ① G6-3		B SL 85 B SI 93 C SI 91 1 SAFE X SI 91 2-1 ① F7	C SL 86 D SL 86 C SL 85 B FF 93 B CU 78 X CU 81 3-2 3-H 1B	3 2	0 0	0 1	0 1	0 0	1 0	1 1
18 Ben Zobrist, S (1, 4) OBP: 0.448, SLG: 0.600 (8, 9)	C SL 78 X FF 95 0-1 ③ F8		X CH 85 0-0 ③ F9			B CH 83 C CH 82 B SL 75 B FF 90 F FF 91 B SL 78 4-2 20 FC1-6 3 1B BB		C SI 93 F SI 92 B SI 83 X SL 83 1-2 15 BB 3 1B 11 FC5-4 1B	C SI 90 1 SAFE 1 SAFE B CU 79 B SL 85 B FF 92 1 SAFE C SL 86 C CU 82 3-3 ③ K	4	1	1	0	1	1	2
3 Evan Longoria, R (1, 5) OBP: 0.500, SLG: 0.417		B SL 76 B SL 78 B FF 92 C FF 91 B FF 93 4-1 20 1B 11 E BB		C CH 89 F FF 92 B FF 93 B SL 81 X FF 92 2-2 20 G3 1B		C SL 77 B SL 77 C SL 78 D SL 80 1 SAFE 1 SAFE F SL 79 X SL 80 2-2 20 FC1-6 1-2 1B		C SI 94 S SL 81 B SI 94 X SL 82 1-2 11 FC5-4 15 BB 1-2 2-3 1B		3	1	3	0	1	0	0
20 Matt Joyce, L (1, 9) OBP: 0.273, SLG: 0.350 15 Shelley Duncan, R (8, PH) OBP: 0.333, SLG: 0.500 (8, 3)		B FF 93 B CH 83 X FF 92 2-0 11 FC6-4 1-2 1B		C SI 90 B FF 91 X SI 92 1-1 ① G3 1-2		S SL 84 B SL 83 X SI 90 1-1 ② FC1-6 11 FC6-4 1-2f 2-3		B SI 88 B SI 88 B SI 89 B SI 88 4-0 11 FC5-4 1-2 2-3 3-H BB		3 0	0 0	1 0	0 1	0 1	0 0	3 0
11 Yunel Escobar, R (1, 6) OBP: 0.214, SLG: 0.200		B FF 92 C SL 79 B FF 94 X FF 92 2-1 ① FC6-4 21 F9 1-2f 2-H		B FF 93 F FF 93 F FF 94 F FF 94 B SL 80 S SL 80 2-3 ② K		B SI 90 X CH 83 1-0 ③ FC6-4 1-2f		C SL 80 B SI 88 B SI 88 X SI 89 2-1 ② FC5-4 1-2f 2-3 3-H		4	0	0	1	0	1	6
21 James Loney, L (1, 3) OBP: 0.286, SLG: 0.316 19 Ryan Roberts, R (7, PH) OBP: 0.300, SLG: 0.300 (7, 3) (8, 4)		C FF 94 B FF 94 B CH 86 C SL 78 B SL 82 X SL 80 3-2 ② F9 2-3		B SI 91 F FF 91 F FF 91 X FF 94 1-2 ③ P5			B SL 81 X SI 89 1-0 ① G6-3	C SI 89 B SI 89 B SI 90 B SI 89 S SI 88 F SI 88 F SL 81 S SI 88 3-3 ③ K		2 2	0 0	0 0	0 0	0 1	0 2	2 2
28 José Molina, R (1, 2) OBP: 0.333, SLG: 0.273		B SL 81 B SL 81 B FF 94 C FF 93 X FF 93 3-1 ③ F8		C SL 75 B FF 91 F SL 77 X SL 80 1-2 ① G5-3			B SI 89 C CH 82 F SI 91 S SL 81 1-3 ② K		S FF 91 F FF 91 B SL 85 X FF 94 1-2 8 G4-3 8 S 1 1B 1B	4	1	1	0	0	1	1
2 Kelly Johnson, L (1, 10) OBP: 0.263, SLG: 0.313			B FF 91 C CH 83 S CH 84 B FF 93 F SL 78 B SL 79 B SL 77 4-2 8 FC6-4 BB		B CH 89 C SL 77 B FF 90 X SL 77 2-1 ② G3-1		B SL 84 B SI 90 F SI 90 S SL 85 B SI 91 X SL 85 3-2 ③ G5-3		X SL 85 0-0 ① P5	3	0	0	0	1	0	1

	AB	R	H	RBI	BB	SO
	34	4	7	3	5	5

Inning Stats	1	2	3	4	5	6	7	8	9
R	0	1	0	0	0	0	0	2	1
E	0	1	0	0	0	0	0	0	0
K	1	0	0	1	0	0	1	1	1
S	7	9	7	12	6	11	7	15	14
H	0	1	0	1	0	1	0	2	2
LOB	0	1	1	1	0	2	0	2	1
BB	0	1	1	0	0	1	0	2	0
P	9	23	14	18	11	19	12	32	24

1B	7
2B	0
3B	0
HR	0
SF	0
SAC	0
DP	0
HBP	0

WP	0
PB	0
SB	1
CS	0
PA	39

PITCHER		IP	WLS	BF	H	R	ER	SO	BB	IBB	HBP	BLK	WP	HR	S	P	ERA	WHIP
41 Alexi Ogando, R ERA: 0.77	(1, 1)	5.1	W	22	3	1	1	2	3	0	0	0	0	0	49	89	1.69	1.125
58 Joe Ortiz, L ERA: 1.93	(6, 1)	1.2	H	5	0	0	0	1	0	0	0	0	0	0	10	17	0.00	0.000
50 Michael Kirkman, L ERA: 13.5	(8, 1)	0.1		4	2	2	2	0	1	0	0	0	0	0	8	16	54.00	9.000
55 Derek Lowe, R ERA: 9.0	(8, 1)	0.2	H	3	0	0	0	1	1	0	0	0	0	0	7	16	0.00	1.500
36 Joe Nathan, R ERA: 2.25	(9, 1)	1.0	S	5	2	1	1	1	0	0	0	0	0	0	14	24	9.00	2.000

PITCHER	IP	WLS	BF	H	R	ER	SO	BB	IBB	HBP	BLK	WP	HR	S	P	ERA	WHIP

BOTTOM

Batter	1	2	3	4	5	6	7	8	9	AB	R	H	RBI	BB	SO	LOB
5 Ian Kinsler, R (1, 4) OBP: 0.387, SLG: 0.630	C SI 91 F CU 76 B CH 78 F CH 78 F FF 91 B CH 78 B CH 78 F SI 90 B FF 91 4-2 27 CS BB		C FF 89 C FC 87 X CU 76 0-2 ① G6-3		B CH 78 S CH 78 X FF 89 1-1 ① G6-3		B SL 82 C CH 89 B CH 89 X CH 87 2-1 ② P5 1-2			3	0	0	0	1	0	2
1 Elvis Andrus, R (1, 6) OBP: 0.323, SLG: 0.393	B FF 90 1 SAFE C FF 90 B FF 90 F CH 81 F FF 90 C FF 90 2-3 ① K		B FF 89 C FF 89 C FF 90 B FF 90 F CH 80 X FF 90 2-2 ② L9		B CU 72 F CH 77 B CH 78 F FF 89 X CH 79 2-2 27 G3-6-3 1B		B FF 92 F SL 82 B SL 82 X CH 87 2-1 2-H 3-H 1B			4	0	2	2	0	1	1
27 Lance Berkman, S (1, 10) OBP: 0.571, SLG: 0.714	1 SAFE B FF 89 B SI 90 F FF 90 B FF 90 C SI 91 B FF 91 4-2 ② 29 2B 1-2 BB		B CU 72 B FF 89 B SI 89 B FF 90 4-0 29 FC5-4 BB		C FF 89 X FC 87 0-1 ②③ G3-6-3 1-2f		F SL 85 F SL 87 B FF 92 B SL 87 B SL 84 F SL 83 B SL 86 4-2 BB			1	1	0	0	3	0	1
29 Adrian Beltré, R (1, 5) OBP: 0.207, SLG: 0.379	C FF 91 B SI 91 F CH 78 X FF 90 1-2 1-H 2B		C CH 78 B FF 90 B SI 90 F SI 90 F FF 90 F FF 89 X CU 79 2-2 ③ FC5-4 1-2f			B SL 79 B FF 91 B SL 79 C FF 90 X FF 90 3-1 ① L7	B SL 83 C SL 80 X SL 86 1-1 ③ L9			4	0	1	1	0	0	3
7 David Murphy, L (1, 7) OBP: 0.241, SLG: 0.346	B FF 91 D SI 91 B FF 90 C FF 89 X FF 90 3-1 ③ P4			C CU 70 B FF 89 B CH 78 X FF 89 2-1 ① L8		F FF 92 F FS 83 X FF 92 0-2 ② P3		B SI 89 T FC 89 C CU 77 B CU 78 X SI 89 2-2 ① F9		4	0	0	0	0	0	1
17 Nelson Cruz, R (1, 9) OBP: 0.414, SLG: 0.571		B FF 89 C CU 72 B CU 75 B CH 77 F SI 90 X SI 90 3-2 ① F8		C FF 89 B FC 88 S CH 78 X FF 90 1-2 ② L8		C FF 93 B SL 81 B FS 84 X SL 80 1-2 ③ P4		F SI 91 C CU 77 B FC 88 F SI 90 C CU 78 1-3 ② K		4	0	0	0	0	1	0
12 A.J. Pierzynski, L (1, 2) OBP: 0.417, SLG: 0.636		B FF 90 X CH 78 1-0 E4 18 1B		F FF 90 X FF 89 0-1 HR			X SI 90 0-0 23 FC5-6 18 1B 1 1B	B SI 89 B CU 76 F FC 89 F FC 88 F CU 77 S CU 78 2-3 ③ K		4	2	2	1	0	1	0
18 Mitch Moreland, L (1, 3) OBP: 0.231, SLG: 0.458		C SI 90 B FF 90 F FF 89 B FF 90 F FF 91 X CH 78 2-2 23 G6-4-3 1-2 1B		B CH 76 X FF 88 1-0 HR			C FF 90 B SI 92 B SL 86 X SL 85 2-1 23 FC5-6 1-2 1B			3	1	3	1	0	0	0
23 Craig Gentry, R (1, 8) OBP: 0.300, SLG: 0.600		S SI 90 S CH 79 F FF 90 B CH 77 D CH 78 F FF 90 D CH 79 X FF 90 3-2 ②③ G6-4-3 1-2f		B FF 90 C FF 89 C FF 89 X CH 77 1-2 ③ F7			1 SAFE C CH 88 X CH 88 0-1 ① FC5-6 5 S 1 1B 1-2f 2-3			3	1	0	0	0	0	4
Inning Stats	R: 1 H: 1 E: 0 LOB: 1 K: 1 BB: 2 S: 16 P: 30	R: 0 H: 1 E: 1 LOB: 1 K: 0 BB: 0 S: 13 P: 22	R: 0 H: 0 E: 0 LOB: 1 K: 0 BB: 1 S: 12 P: 20	R: 2 H: 2 E: 0 LOB: 0 K: 0 BB: 0 S: 11 P: 16	R: 0 H: 1 E: 0 LOB: 0 K: 0 BB: 0 S: 7 P: 10	R: 0 H: 0 E: 0 LOB: 0 K: 0 BB: 0 S: 8 P: 12	R: 2 H: 3 E: 0 LOB: 2 K: 0 BB: 1 S: 14 P: 25	R: 0 H: 0 E: 0 LOB: 0 K: 2 BB: 0 S: 11 P: 16		1B: 5 SF: 0 2B: 1 SAC: 0 3B: 0 DP: 2 HR: 2 HBP: 0						WP: 0 PA: 34 PB: 0 SB: 1 CS: 1	

PITCHER		IP	WLS	BF	H	R	ER	SO	BB	IBB	HBP	BLK	WP	HR	S	P	ERA	WHIP
58 Jeremy Hellickson, R ERA: 6.35	(1, 1)	5.0	L	21	5	3	3	1	3	0	0	0	0	2	59	98	5.40	1.600
47 Brandon Gomes, R ERA: 3.0	(6, 1)	1.0		3	0	0	0	0	0	0	0	0	0	0	8	12	0.00	0.000
27 Cesár Ramos, L ERA: 9.82	(7, 1)	0.0		2	2	2	2	0	0	0	0	0	0	0	3	5	∞	∞
43 Kyle Farnsworth, R ERA: 6.75	(7, 1)	1.0		5	1	0	0	0	1	0	0	0	0	0	11	20	0.00	2.000
35 Jamey Wright, R ERA:	(8, 1)	1.0		3	0	0	0	2	0	0	0	0	0	0	11	16	0.00	0.000

PITCHER	IP	WLS	BF	H	R	ER	SO	BB	IBB	HBP	BLK	WP	HR	S	P	ERA	WHIP

Tampa Bay Rays @ Texas Rangers

Rangers Ballpark in Arlington, Arlington, TX

Mon Apr 08 2013, 8:07 PM - 11:21 PM EDT

Att. 27,355 - Cloudy - 73 F

livebaseballscorecards.com

AB	30
R	5
H	8
RBI	5
BB	4
SO	3
LOB	12

Tampa Bay Rays @ Texas Rangers

Rangers Ballpark in Arlington, Arlington, TX

Tue Apr 09 2013, 8:08 PM - 10:52 PM EDT

Att. 31,398 - Cloudy - 79 F

livebaseballscorecards.com

Batter	1	2	3	4	5	6	7	8	9	AB	R	H	RBI	BB	SO	LOB
8 Desmond Jennings, R (1, 8) OBP: 0.364, SLG: 0.393	B FF 91 F FF 91 B FF 91 B SL 87 X FF 92 3-1 ① L4		C SL 85 X FF 90 0-1 20 G4-3 18 G3-1 2B		C SL 87 X SI 93 0-1 ③ G6-3			X SI 90 0-0 1-3 2B		4	1	2	0	0	0	0
20 Matt Joyce, L (1, 9) OBP: 0.240, SLG: 0.304 1 Sean Rodríguez, R (8, PH) OBP: 0.250, SLG: 0.143 (8, 9)	C SI 92 B SI 93 C CU 80 S CU 81 1-3 ② K		B SI 91 S SI 90 B FF 91 S SL 85 B CU 80 X SI 91 3-2 ① G4-3 2-3			C SL 84 B FF 90 X FF 90 1-1 ① G4-3		X SL 88 0-0 ② P3		3 1	0 0	0 0	0 0	0 0	1 0	1 2
18 Ben Zobrist, S (1, 4) OBP: 0.394, SLG: 0.517	C SL 85 F FF 93 F CU 82 B SI 93 B FF 94 F SL 86 B FF 94 X FF 93 3-2 ③ G4-3		B FF 92 B FF 90 B SI 91 C SI 91 S SI 90 X SL 86 3-2 ② G3-1 3-H			B SL 84 C FF 90 B CU 77 X SI 90 2-1 ② G3-1		B FF 88 B FF 89 C FF 91 C FF 91 X FF 91 2-2 ③ G1		4	0	0	1	0	0	2
3 Evan Longoria, R (1, 5) OBP: 0.469, SLG: 0.370		B FF 92 C SL 86 S SI 92 B FF 94 B CU 81 B SL 87 4-2 28 BB 21 G6-3 BB	C FF 91 X CU 79 0-1 ③ G5-3			C CU 77 B SI 92 F SI 91 B SI 93 B SL 86 X SL 85 3-2 ③ G5-3			B SL 81 F SL 82 C FF 91 X CH 84 1-2 ① P4	3	0	0	0	1	0	0
21 James Loney, L (1, 3) OBP: 0.280, SLG: 0.304		B SI 90 C SI 91 B SI 90 X SI 91 2-1 ① G6-3 1-2	B SI 89 F SI 89 X SI 91 1-1 ① 11 G6-4-3 1B				C SL 84 X CU 79 0-1 ① G3-1		C FF 92 B CH 86 F FF 91 F CH 84 X FF 91 1-2 ② G4-3	4	0	1	0	0	0	1
15 Shelley Duncan, R (1, 10) OBP: 0.263, SLG: 0.389		C SL 86 F SI 92 B SI 93 X CU 80 1-2 ② G5-3	S SL 85 F SI 90 B SI 92 S CU 79 1-3 ① K				B CU 79 S SL 87 F CU 80 S SL 88 1-3 ② K		F SL 82 S FF 91 X FF 92 0-2 ③ F9	4	0	0	0	0	2	2
11 Yunel Escobar, R (1, 6) OBP: 0.226, SLG: 0.185		B SL 86 B FF 92 B SL 86 B FF 91 4-0 28 BB BB	X FF 91 0-0 ② ③ G6-4-3 1-2f				X SI 92 0-0 ③ G4-3			2	0	0	0	1	0	1
28 José Molina, R (1, 2) OBP: 0.333, SLG: 0.231		B SI 90 B SL 86 D FF 91 C FF 91 B FF 90 4-1 1-2 2-3 BB			B FF 90 X FF 92 1-0 ① G3-1			C SI 89 X FF 89 0-1 ① F9		2	0	0	0	1	0	0
2 Kelly Johnson, L (1, 7) OBP: 0.273, SLG: 0.316		C SI 90 C SL 86 S CU 79 0-3 ③ K			B CH 83 B SI 91 F SI 91 F SI 92 C CU 80 2-3 ② K			B CU 76 B SI 90 F SI 89 C SI 90 X CU 79 2-2 8 2B 1B		3	0	1	0	0	2	3
Inning Stats	R: 0 E: 0 K: 1 S: 10 H: 0 LOB: 0 BB: 0 P: 17	R: 0 E: 0 K: 1 S: 11 H: 0 LOB: 3 BB: 3 P: 26	R: 1 E: 0 K: 0 S: 10 H: 1 LOB: 0 BB: 0 P: 16	R: 0 E: 0 K: 1 S: 6 H: 1 LOB: 0 BB: 0 P: 8	R: 0 E: 0 K: 1 S: 6 H: 0 LOB: 0 BB: 0 P: 9	R: 0 E: 0 K: 0 S: 7 H: 0 LOB: 0 BB: 0 P: 13	R: 0 E: 0 K: 1 S: 6 H: 0 LOB: 0 BB: 0 P: 7	R: 0 E: 0 K: 0 S: 10 H: 2 LOB: 2 BB: 0 P: 14	R: 0 E: 0 K: 0 S: 10 H: 0 LOB: 0 BB: 0 P: 12	1B: 2 2B: 2 3B: 0 HR: 0 SF: 0 SAC: 0 DP: 1 HBP: 0						

PITCHER		IP	WLS	BF	H	R	ER	SO	BB	IBB	HBP	BLK	WP	HR	S	P	ERA	WHIP
49 Nick Tepesch, R ERA: 1.23	(1, 1)	7.1	W	28	4	1	1	5	3	0	0	0	0	0	62	104	1.23	0.955
46 Robbie Ross Jr., L ERA:	(8, 1)	0.2		2	0	0	0	0	0	0	0	0	0	0	4	6	0.00	0.000
44 Jason Frasor, R ERA: 6.75	(9, 1)	1.0		3	0	0	0	0	0	0	0	0	0	0	10	12	0.00	0.000

PITCHER	IP	WLS	BF	H	R	ER	SO	BB	IBB	HBP	BLK	WP	HR	S	P	ERA	WHIP

TOP	
AB	30
R	1
H	4
RBI	1
BB	3
SO	5
LOB	12

WP: 0 PA: 33
PB: 0
SB: 0
CS: 0

Batter	1	2	3	4	5	6	7	8	9	AB	R	H	RBI	BB	SO	LOB
5 Ian Kinsler, R (1, 4) OBP: 0.417, SLG: 0.613	H SI 91 1-0 27 F8 1 SH1-3 HBP		C SL 84 C SI 91 1 SAFE X SI 92 0-2 27 1B 27 1B 1-2 1B		1 SAFE C SL 82 M SI 91 1 SAFE F SI 92 F CH 84 F SI 92 B SI 91 1 SAFE 1-2 X SL 81 ① G5-3 1-2		C SI 90 1 SAFE F SI 90 X CH 84 0-2 ① 1-3 1B	B FF 90 C SL 80 F FF 90 F FS 82 S SL 80 1-3 ② K		4	1	2	0	0	1	2
1 Elvis Andrus, R (1, 6) OBP: 0.314, SLG: 0.375	1 SAFE C SI 90 B SL 82 X SI 90 1-1 ① SH1-3 1-2		C SI 92 S SI 92 S SI 90 0-3 ② K		X SI 92 0-0 27 1B 27 S 29 G4-3 2-H 1B		X SI 91 0-0 ② G5-3 3-H	S SL 80 B SL 81 S FS 82 B FF 91 F FS 82 F FF 91 F FF 92 X SL 79 2-2 ③ G1-3		4	1	1	2	0	1	3
27 Lance Berkman, S (1, 10) OBP: 0.594, SLG: 0.760 23 Craig Gentry, R (7, PR) OBP: 0.300, SLG: 0.600 (8, 10)	C CH 82 B SI 91 X CH 85 1-1 ② F8 2-3		D SI 92 B SI 92 B CH 85 C SI 92 C SI 92 X SI 92 3-2 29 WP 1-H 2-H 1B		1 SAFE B CH 84 1 SAFE P PO 89 C CH 85 S CH 84 B SI 92 X CH 84 3-2 29 G4-3 1-3 1B		B SI 92 C CH 86 S SL 83 X SI 91 1-2 7 E 2B			4 0	0 1	3 0	2 0	0 0	0 0	1 0
29 Adrián Beltré, R (1, 5) OBP: 0.212, SLG: 0.344	C SI 92 F SI 93 X SI 93 0-2 ③ G6-3		B SI 91 F SI 91 X SI 92 1-1 ③ G5-3 1-2		C SI 90 F SI 90 F SI 90 X SI 91 0-2 ② G4-3 1-2 3-H		I IN 67 I IN 72 I IN 73 I IN 74 4-0 17 1B 7 E IBB			3	0	0	1	1	0	3
7 David Murphy, L (1, 7) OBP: 0.212, SLG: 0.300		C FF 91 X SI 92 0-1 ① G6-3		C SI 91 X CH 86 0-1 ① G3	X CH 85 0-0 ③ P3		F FF 97 X SI 96 0-1 E3 17 1B 1-2 2-H			4	0	0	0	0	0	2
17 Nelson Cruz, R (1, 9) OBP: 0.424, SLG: 0.548		C SL 83 C SL 81 B SI 91 B SI 91 B SL 86 S SI 92 3-3 ② K2-3		C SI 92 B CH 87 F CH 86 F SI 93 H SI 91 2-2 HBP		C SL 83 S CH 85 S SL 83 0-3 ① K	B FF 95 B SI 95 C FF 95 X SL 90 2-1 1-2 2-3 1B			3	0	1	0	0	2	0
12 A.J. Pierzynski, L (1, 2) OBP: 0.357, SLG: 0.538		B SI 93 X SL 86 1-0 ③ L3		B SI 90 F CH 85 B SI 91 S CH 85 C SI 92 2-3 ②		F SI 91 B SI 92 X CH 84 1-1 ② G6-3	B FF 95 F FF 95 X SI 96 1-1 ③ G4-3			4	0	0	0	0	1	4
18 Mitch Moreland, L (1, 3) OBP: 0.233, SLG: 0.429			C SI 91 C SI 92 B SL 82 B SI 92 X CH 85 2-2 ① G3	S CH 85 B SI 91 F CH 85 X CH 84 1-2 ③ G3		C SL 81 B CH 86 B CH 84 B SI 91 X SI 90 3-1 ③ F8		S SL 79 B FS 82 S FS 82 B FS 82 X FS 81 2-2 1B		4	0	1	0	0	0	1
2 Leonys Martin, L (1, 8) OBP: 0.316, SLG: 0.188			L SI 92 C SI 92 B SL 84 B SI 92 B CH 85 B SI 92 4-2 5 1B 27 1B BB		C SI 88 B CH 85 S CH 85 B SI 91 F CH 84 X CH 85 2-2 5 G5-3 1 1B 1B		F SI 91 F SL 82 X SI 91 0-2 5 1B 1 G5-3 1B	X SI 90 0-0 ① F8		3	3	2	0	1	0	1
Inning Stats	R: 0 E: 0 K: 0 S: 7 H: 0 LOB: 1 BB: 0 P: 10	R: 0 E: 0 K: 1 S: 6 H: 0 LOB: 0 BB: 0 P: 10	R: 2 E: 0 K: 1 S: 16 H: 2 LOB: 1 BB: 1 P: 26	R: 0 E: 0 K: 1 S: 11 H: 0 LOB: 1 BB: 0 P: 16	R: 2 E: 0 K: 0 S: 20 H: 3 LOB: 1 BB: 0 P: 25	R: 0 E: 0 K: 1 S: 7 H: 0 LOB: 0 BB: 0 P: 11	R: 2 E: 1 K: 0 S: 16 H: 4 LOB: 3 BB: 1 P: 24	R: 0 E: 0 K: 1 S: 14 H: 1 LOB: 1 BB: 0 P: 19		1B: 9 2B: 1 3B: 0 HR: 0 SF: 0 SAC: 1 DP: 0 HBP: 2			WP: 1 PB: 0 SB: 1 CS: 0 PA: 38	

PITCHER		IP	WLS	BF	H	R	ER	SO	BB	IBB	HBP	BLK	WP	HR	S	P	ERA	WHIP
40 Roberto Hernandez, R ERA: 6.08	(1, 1)	6.2	L	31	8	6	5	4	1	1	2	0	1	0	77	113	6.75	1.350
57 Jake McGee, L ERA: 22.5	(7, 1)	0.1		3	1	0	0	0	0	0	0	0	0	0	6	9	0.00	3.000
47 Brandon Gomes, R ERA: 2.25	(8, 1)	1.0		4	1	0	0	1	0	0	0	0	0	0	14	19	0.00	1.000

PITCHER	IP	WLS	BF	H	R	ER	SO	BB	IBB	HBP	BLK	WP	HR	S	P	ERA	WHIP

BOTTOM

Tampa Bay Rays @ Texas Rangers

Rangers Ballpark in Arlington, Arlington, TX

Tue Apr 09 2013, 8:08 PM - 10:52 PM EDT

Att. 31,398 - Cloudy - 79 F

livebaseballscorecards.com

AB	33
R	6
H	10
RBI	5
BB	2
SO	5
LOB	17

Tampa Bay Rays @ Texas Rangers

Rangers Ballpark in Arlington, Arlington, TX

Wed Apr 10 2013, 3:35 PM - 6:25 PM EDT

Att. 26,643 - Cloudy - 39 F

TOP

livebaseballscorecards.com

Batter	1	2	3	4	5	6	7	8	9	AB	R	H	RBI	BB	SO	LOB
8 Desmond Jennings, R (1, 8) OBP: 0.351, SLG: 0.406	B SI 93 F SI 92 X SL 81 1-1 ① F8		C CH 82 B SI 93 C CH 81 C SI 93 1-3 ① K		B SI 92 C SI 91 X SI 92 1-1 1 G4-3 3 SF9 2B		C KC 73 B SI 92 X CH 81 1-1 ② G6-3		1 SAFE C FF 94 0-1 ③ CS 1-2	4	1	1	0	0	1	1
1 Sean Rodríguez, R (1, 7) OBP: 0.250, SLG: 0.100 5 Sam Fuld, L (7, 7) OBP: 0.111, SLG: 0.111	C SI 92 C CH 82 B SI 94 X SI 94 1-2 ② F8		S SL 81 C CH 82 B SL 80 B SI 94 F SI 94 B SL 79 B SI 94 4-2 18 FC5-4 3 BB 1-2 BB		C SI 91 C CH 79 B SL 79 B SI 93 X SI 93 2-2 ① G4-3 2-3		B SI 92 C CH 82 X CH 79 1-1 ③ P2			3 0	0 0	0 0	0 0	1 0	0 0	1 0
3 Evan Longoria, R (1, 10) OBP: 0.444, SLG: 0.345	B SI 94 C CH 83 C SI 93 B CH 82 T SL 84 2-2 ③ K		B CH 83 B CH 83 S SL 82 F SI 94 D KC 77 D SL 82 4-2 18 FC5-4 1-2 2-3 BB		B SI 93 X CH 82 1-0 ② SF9 3-H			C KC 71 B SL 80 B SI 92 B CH 81 C SI 91 X SI 92 3-2 ① G5-3		2	0	0	1	1	1	0
18 Ben Zobrist, S (1, 9) OBP: 0.405, SLG: 0.545		B SI 92 C CH 81 X SI 92 1-1 11 SH3 2B	C CH 81 D SL 81 X SI 94 1-1 ② FC5-4 1-2f 2-3 3-H		B SI 94 C KC 74 X SI 93 1-1 E5			B SL 81 C SI 93 X KC 74 1-1 1B		4	0	2	1	0	0	2
15 Shelley Duncan, R (1, 3) OBP: 0.261, SLG: 0.364 21 James Loney, L (8, 3) OBP: 0.280, SLG: 0.304		F SI 92 B SL 82 X CH 81 1-1 11 SH3 1B	F CH 83 C SI 94 1 SAFE S SL 82 0-3 ③ K		B KC 73 X SI 94 1-0 ③ L7			B CH 80 X CH 76 1-0 ② P6		4 0	0 0	1 0	0 0	0 0	1 0	4 0
11 Yunel Escobar, R (1, 6) OBP: 0.206, SLG: 0.167		B CH 80 C SI 92 X CH 79 1-1 ① SH3 1-2 2-3		B SI 90 F SI 92 X SI 93 1-1 ① G6-3		B KC 70 X SI 92 1-0 ① F8		1 SAFE C SI 92 B SL 80 C SI 92 1 SAFE B SI 94 S SL 81 2-3 ③ K		3	0	0	0	0	1	1
19 Ryan Roberts, R (1, 5) OBP: 0.286, SLG: 0.286		X CH 81 0-0 ② G1-3		C SI 93 X SI 94 0-1 59 FC5-4 1B		C SL 80 F KC 73 B SI 92 B SL 82 B SI 93 X SI 93 3-2 ② L9			B FF 94 C FF 94 B FF 95 B FF 95 X FF 95 3-1 ① F8	4	0	1	0	0	0	2
59 Jose Lobaton, S (1, 2) OBP: 0.231, SLG: 0.308 28 José Molina, R (9, 2) OBP: 0.333, SLG: 0.231		C SI 93 X CH 81 0-1 ③ L6		C SI 92 F SI 92 F SL 82 X SI 92 0-2 ② FC5-4 1-2f	X SI 92 0-0 ③ F8				X FF 95 0-0 ② F8	4 0	0 0	0 0	0 0	0 0	0 0	3 0
2 Kelly Johnson, L (1, 4) OBP: 0.308, SLG: 0.318			B SI 92 B SI 92 B SI 92 C SI 92 B SL 80 4-1 3 BB 1 BB 18 FC5-4 BB	X SI 92 0-0 ③ G4-3			B SI 89 X SI 91 1-0 ① G4-3		B CU 85 B FF 96 X FF 95 2-0 8 CS 1B	3	1	1	0	1	0	1

Inning Stats	1	2	3	4	5	6	7	8	9
	R: 0 E: 0 K: 1 S: 8	H: 0 LOB: 0 BB: 0 P: 12	R: 0 E: 0 K: 0 S: 9	H: 2 LOB: 2 BB: 0 P: 12	R: 1 E: 0 K: 2 S: 14	H: 0 LOB: 2 BB: 3 P: 28	R: 0 E: 0 K: 0 S: 9	H: 1 LOB: 1 BB: 0 P: 10	R: 1 E: 1 K: 0 S: 9	H: 1 LOB: 1 BB: 0 P: 15	R: 0 E: 0 K: 0 S: 5	H: 0 LOB: 0 BB: 0 P: 9	R: 0 E: 0 K: 0 S: 5	H: 0 LOB: 0 BB: 0 P: 8	R: 0 E: 0 K: 1 S: 9	H: 1 LOB: 1 BB: 0 P: 16	R: 0 E: 0 K: 0 S: 5	H: 1 LOB: 0 BB: 0 P: 10

	AB	31
	R	2
	H	6
	RBI	2
	BB	3
	SO	4
	LOB	15

1B: 4 SF: 1
2B: 2 SAC: 1
3B: 0 DP: 0
HR: 0 HBP: 0

WP: 0 PA: 37
PB: 0
SB: 0
CS: 1

PITCHER		IP	WLS	BF	H	R	ER	SO	BB	IBB	HBP	BLK	WP	HR	S	P	ERA	WHIP
45 Derek Holland, L ERA: 2.4	(1, 1)	8.0	L	33	5	2	2	4	3	0	0	0	0	0	68	110	2.25	1.000
52 Tanner Scheppers, R ERA:	(9, 1)	1.0		3	1	0	0	0	0	0	0	0	0	0	5	10	0.00	1.000

PITCHER		IP	WLS	BF	H	R	ER	SO	BB	IBB	HBP	BLK	WP	HR	S	P	ERA	WHIP

BOTTOM

Tampa Bay Rays @ Texas Rangers

Rangers Ballpark in Arlington, Arlington, TX

Wed Apr 10 2013, 3:35 PM - 6:25 PM EDT

Att. 26,643 - Cloudy - 39 F

Batter	1	2	3	4	5	6	7	8	9	AB	R	H	RBI	BB	SO	LOB
5 Ian Kinsler, R (1, 4) OBP: 0.390, SLG: 0.543	K2-3		G5-3		1 G5-4-3 BB		F8		FC5-4	4	0	0	0	1	1	2
1 Elvis Andrus, R (1, 6) OBP: 0.333, SLG: 0.353	29 WP BB		29 BB BB		G5-4-3		G5-3			2	0	0	0	2	0	3
29 Adrian Beltré, R (1, 5) OBP: 0.243, SLG: 0.343	K		17 FC6-4 BB			G3-1		7 2B 2 F9-2 1B		3	0	1	0	1	1	1
17 Nelson Cruz, R (1, 10) OBP: 0.405, SLG: 0.500	G4-3		FC6-4			15 BB 7 1B BB		F9		3	0	0	0	1	0	4
7 David Murphy, L (1, 7) OBP: 0.243, SLG: 0.353		F7		L6		15 BB 1B		2B		4	0	2	0	0	0	0
15 Jeff Baker, R (1, 9) 2 Leonys Martin, L (8, PH) OBP: 0.300, SLG: 0.176 (9, 9)		BB		K		18 G4-6-3 BB		F9-2 3-H		1 1	0 1	0 0	0 0	2 0	1 0	0 2
18 Mitch Moreland, L (1, 3) OBP: 0.235, SLG: 0.406		K		K	G4-6-3				5 FC5-4 1B	4	0	1	0	0	2	4
8 Geovany Soto, R (1, 2) 12 A.J. Pierzynski, L (9, PH) OBP: 0.167, SLG: 0.333		L7			F9		K		F7	3 1	0 0	0 0	0 0	0 0	1 0	1 1
23 Craig Gentry, R (1, 8) OBP: 0.357, SLG: 0.538			F8		5 WP 1B		1 S BB		K	3	0	1	0	1	1	1

Inning Stats																																			
	R: 0	E: 0	K: 2	S: 14	H: 0	LOB: 1	BB: 1	P: 23	R: 0	E: 0	K: 1	S: 9	H: 0	LOB: 1	BB: 1	P: 18	R: 0	E: 0	K: 0	S: 11	H: 0	LOB: 2	BB: 2	P: 23	R: 0	E: 0	K: 2	S: 10	H: 0	LOB: 0	BB: 0	P: 15
	R: 0	E: 0	K: 0	S: 7	H: 1	LOB: 1	BB: 1	P: 18	R: 0	E: 0	K: 0	S: 6	H: 1	LOB: 2	BB: 2	P: 20	R: 0	E: 0	K: 1	S: 14	H: 0	LOB: 1	BB: 1	P: 24	R: 0	E: 0	K: 0	S: 10	H: 2	LOB: 1	BB: 0	P: 12
	R: 0	E: 0	K: 1	S: 10	H: 1	LOB: 1	BB: 0	P: 15	1B: 4	2B: 3	3B: 0	HR: 0	SF: 0	SAC: 0	DP: 3	HBP: 0	WP: 2	PB: 0	SB: 1	CS: 0	PA: 37													

PITCHER		IP	WLS	BF	H	R	ER	SO	BB	IBB	HBP	BLK	WP	HR	S	P	ERA	WHIP
55 Matt Moore, L ERA:	(1, 1)	5.1	W	22	1	0	0	5	6	0	0	0	2	0	54	106	0.00	1.312
27 Cesár Ramos, L ERA: 8.31	(6, 1)	0.2	H	3	1	0	0	0	1	0	0	0	0	0	3	11	0.00	3.000
57 Jake McGee, L ERA: 15.0	(7, 1)	1.0	H	4	0	0	0	1	1	0	0	0	0	0	14	24	0.00	1.000
62 Joel Peralta, R ERA: 2.45	(8, 1)	1.0	H	4	2	0	0	0	0	0	0	0	0	0	10	12	0.00	2.000
56 Fernando Rodney, R ERA: 10.13	(9, 1)	1.0	S	4	1	0	0	1	0	0	0	0	0	0	10	15	0.00	1.000

PITCHER	IP	WLS	BF	H	R	ER	SO	BB	IBB	HBP	BLK	WP	HR	S	P	ERA	WHIP

AB	29
R	0
H	5
RBI	0
BB	8
SO	7
LOB	19

livebaseballscorecards.com

Batter	1	2	3	4	5	6	7	8	9	10	AB	R	H	RBI	BB	SO	LOB
8 Desmond Jennings, R (1, 8) OBP: 0.333, SLG: 0.378	B FC 90 B FF 93 C FF 93 F FC 90 F FF 94 X FC 90 2-2 ① L5-6		C FF 90 C CU 75 B CU 74 B FC 87 F FC 87 X FF 91 2-2 1 2B 1B		B FF 92 B SI 90 C SI 89 C CH 83 B CH 86 X FF 92 3-2 ② P4			B CU 77 F FF 95 B FF 94 C FC 85 S FF 95 2-3 ② K		C CU 73 F SL 83 X SL 82 0-2 ② P4	5	1	1	0	0	1	1
1 Sean Rodríguez, R (1, 3) OBP: 0.333, SLG: 0.250 5 Sam Fuld, L (8, PH) OBP: 0.100, SLG: 0.100 (8, 9)	S FF 93 B CU 75 C CU 74 B FF 94 B FC 91 B FF 94 4-2 3 S BB		F SI 90 X FC 88 0-1 3 WP 1-H 2B		B CU 76 C FF 93 B CH 86 S CH 85 B CU 77 F FC 88 S CH 83 3-3 ③ K			C FF 94 B FF 95 B FC 88 X FF 94 2-1 ③ P2		B CU 74 D FO 89 B FF 93 C FF 92 X FF 92 3-1 ③ G3	2 2	0 0	1 0	1 0	1 0	1 0	0 1
3 Evan Longoria, R (1, 5) OBP: 0.425, SLG: 0.313	C FF 93 F FC 91 B FF 92 B FF 93 D CU 75 C FC 89 3-3 ② K 1-2		F CU 75 B FF 91 C SI 91 B FC 88 B CU 76 S FC 90 3-3 ① K 2-3			B SI 90 X FC 88 1-0 ① G5-3			B SL 83 B FF 95 B FF 96 B FF 94 4-0 18 BB BB		3	0	0	0	1	2	2
18 Ben Zobrist, S (1, 9) OBP: 0.390, SLG: 0.500 (8, 4)	B FF 94 X FF 93 1-0 ③ F8		C CU 75 F FF 92 B FC 89 B CU 77 X FC 90 2-2 ② L3			B FF 90 C FF 89 X CH 85 1-1 ② G6-3			B FF 95 C FF 97 D FF 96 1 SAFE 1 SAFE S FF 96 F FF 96 F FF 96 B SL 88 4-2 B FF 97 1-2 BB		3	0	0	0	1	0	2
15 Shelley Duncan, R (1, 10) OBP: 0.231, SLG: 0.320 21 James Loney, L (9, PH) OBP: 0.269, SLG: 0.292 (9, 10)		F FF 91 X FF 92 0-1 ① F7	B FF 92 X FF 92 1-0 ③ G5-3			B SI 91 S CH 84 B FC 88 X FF 89 2-1 ③ G5-3			C FF 89 B FS 81 S FS 79 C FF 89 1-3 ① K		3 1	0 0	0 0	0 0	0 0	0 1	1 2
11 Yunel Escobar, R (1, 6) OBP: 0.211, SLG: 0.176		C FF 92 B SI 92 C FC 88 F FF 92 C CU 75 1-3 ② K		F CH 84 C FF 90 B SI 90 X FC 88 1-2 ① L8			C FC 89 B CU 73 X CU 71 1-1 19 G4-6-3 1B		C FF 88 X FF 88 0-1 ② F9		4	0	1	0	0	1	2
19 Ryan Roberts, R (1, 4) OBP: 0.278, SLG: 0.278 (8, 3)		C FF 92 X CU 75 0-1 28 1B 1B		C CU 74 S CH 85 B FC 88 B CH 85 B FF 92 X FF 91 3-2 ② F9			L SI 90 B FC 89 X CU 72 1-1 ① ② G4-6-3 1-2f		F FS 80 B FF 88 X FF 88 1-1 ③ P4		4	0	1	0	0	0	3
28 José Molina, R (1, 2) OBP: 0.368, SLG: 0.353 2 Kelly Johnson, L (10, PR) OBP: 0.308, SLG: 0.318 59 Jose Lobaton, S (10, 2) OBP: 0.231, SLG: 0.308		1 SAFE C FF 90 B CH 83 C FF 91 X FF 92 1-2 1-2 1B		X FF 92 0-0 ③ G4-3			X FC 90 0-0 ③ G5-3			F FF 92 X FF 94 0-1 2B	4 0 0	0 0 0	2 0 0	0 0 0	0 0 0	0 0 0	0 0 0
20 Matt Joyce, L (1, 7) OBP: 0.207, SLG: 0.259		C FC 90 X FF 90 0-1 ③ G1-3			B FF 91 C SI 91 C FC 89 C FC 86 1-3 ① K			C FF 94 B FC 87 X FF 94 1-1 ① F9		X FF 92 0-0 ① L7	4	0	0	0	0	1	3
Inning Stats	R: 0 H: 0 E: 0 LOB: 1 K: 1 BB: 1 S: 10 P: 20	R: 0 H: 2 E: 0 LOB: 2 K: 1 BB: 0 S: 13 P: 15	R: 1 H: 2 E: 0 LOB: 1 K: 1 BB: 0 S: 13 P: 21	R: 0 H: 0 E: 0 LOB: 0 K: 0 BB: 0 S: 7 P: 11	R: 0 H: 0 E: 0 LOB: 0 K: 2 BB: 0 S: 10 P: 17	R: 0 H: 0 E: 0 LOB: 0 K: 0 BB: 0 S: 5 P: 9	R: 0 H: 1 E: 0 LOB: 0 K: 0 BB: 0 S: 5 P: 7	R: 0 H: 0 E: 0 LOB: 0 K: 1 BB: 0 S: 7 P: 12	R: 0 H: 0 E: 0 LOB: 2 K: 1 BB: 2 S: 11 P: 21	R: 0 H: 1 E: 0 LOB: 1 K: 0 BB: 0 S: 8 P: 11	1B: 4 2B: 2 3B: 0 HR: 0	SF: 0 SAC: 0 DP: 1 HBP: 0						

PITCHER	IP	WLS	BF	H	R	ER	SO	BB	IBB	HBP	BLK	WP	HR	S	P	ERA	WHIP
31 Jon Lester, L (1, 1) ERA: 1.42	7.0		26	5	1	1	5	1	0	0	0	1	0	63	100	1.29	0.857
40 Andrew Bailey, R (8, 1) ERA:	1.0		3	0	0	0	1	0	0	0	0	0	0	7	12	0.00	0.000
52 Joel Hanrahan, R (9, 1) ERA: 11.57	0.0		2	0	0	0	0	2	0	0	0	0	0	4	12	∞	∞
19 Koji Uehara, R (9, 1) ERA:	1.0		3	0	0	0	1	0	0	0	0	0	0	7	9	0.00	0.000
36 Junichi Tazawa, R (10, 1) ERA: 1.5	1.0	W	4	1	0	0	0	0	0	0	0	0	0	8	11	0.00	1.000

PITCHER	IP	WLS	BF	H	R	ER	SO	BB	IBB	HBP	BLK	WP	HR	S	P	ERA	WHIP

TOP

Tampa Bay Rays @ Boston Red Sox

Fenway Park, Boston, MA

Sat Apr 13 2013, 1:09 PM - 4:32 PM EDT

Att. 33,039 - Cloudy - 45 F

livebaseballscorecards.com

AB	35
R	1
H	6
RBI	1
BB	3
SO	7
LOB	17

1B: 4	SF: 0	WP: 1	PA: 38
2B: 2	SAC: 0	PB: 0	
3B: 0	DP: 1	SB: 1	
HR: 0	HBP: 0	CS: 0	

Batter	1	2	3	4	5	6	7	8	9	10	AB	R	H	RBI	BB	SO	LOB
2 Jacoby Ellsbury, L (1, 8) OBP: 0.286, SLG: 0.447	B SI 92 F SI 92 B SI 93 C SI 93 B SI 94 X SI 94 3-2 L5		F FC 87 C FF 93 B SI 95 B SI 93 C SI 94 2-3 K		C KC 80 F SI 93 F SI 94 B KC 81 F SI 93 X KC 81 1-2 G3			C CU 77 S FF 91 B FF 90 X FS 81 1-2 F8		S FF 92 B SL 80 X FS 82 1-1 18 E 18 S 18 1B 1B	5	1	1	0	0	1	0
18 Shane Victorino, S (1, 9) OBP: 0.378, SLG: 0.366	B SI 94 C CH 86 B FC 90 F FC 89 C SI 94 2-3 K		C KC 79 F CH 84 X FC 90 0-2 15 S 1B			C SI 91 B SI 94 X FC 89 1-1 G1-3		B CU 78 B CU 78 C FF 90 F FF 90 S FS 81 2-3 K		C FF 90 B FF 90 B SL 79 C FF 90 X FS 82 2-2 1-H 1B	5	0	2	1	0	2	0
15 Dustin Pedroia, R (1, 4) OBP: 0.400, SLG: 0.316	B CH 85 B SI 93 C SI 93 B FC 88 S CH 86 B SI 95 4-2 BB		F CH 82 F FC 90 1 SAFE 1 SAFE 1 SAFE B SI 94 B KC 79 S FC 89 2-3 K 1-2			C KC 81 S KC 81 C FC 90 0-3 K		T FS 81 X FF 90 0-1 G3-1			3	0	0	0	1	2	1
12 Mike Napoli, R (1, 3) OBP: 0.233, SLG: 0.405	C SI 95 S CH 86 B FF 94 1 SAFE B SI 95 C SI 95 2-3 K			X CH 83 0-0 F8		C SI 94 X KC 79 0-1 16 1B 1B			B SL 82 F SL 80 X CH 90 1-1 G6-3		4	0	1	0	0	1	1
16 Will Middlebrooks, R (1, 5) OBP: 0.262, SLG: 0.575		C SI 93 B SI 94 X CH 84 1-1 G1-3		B KC 80 S CH 83 B FC 88 C FC 89 F FF 94 F FC 87 S CH 84 2-3 K		F SI 93 B SI 94 F SI 93 B SI 94 1 SAFE X FC 90 2-2 1-2 1B			X FF 92 0-0 L9		4	0	1	0	0	1	0
29 Daniel Nava, S (1, 7) OBP: 0.483, SLG: 0.826		C CH 84 B FC 90 C SI 94 F KC 80 X FC 90 1-2 G6-3		B SI 94 C CH 84 C FC 90 S KC 81 1-3 K		F KC 79 X KC 79 0-1 F8			B FF 92 X FF 92 1-0 5 WP 1B		4	0	1	0	0	1	2
5 Jonny Gomes, R (1, 10) OBP: 0.364, SLG: 0.235		C FC 87 B SI 95 F KC 80 B FC 90 B CH 85 B KC 79 4-2 BB			C SI 93 F KC 80 B FC 89 B SI 93 B FC 90 X CH 84 3-2 P3		F SI 97 S SI 98 B SI 97 S FF 98 1-3 K		S SL 80 B FF 90 C SL 79 B FS 83 B FS 83 B SL 80 4-2 1-2 BB		2	0	0	0	2	1	0
7 Stephen Drew, L (1, 6) OBP: 0.250, SLG: 0.100		B SI 93 X SI 93 1-0 F9			B KC 80 C SI 92 C FC 88 C SI 94 1-3 K		F SI 97 S FF 97 F SI 98 F FF 97 B FF 92 X SI 96 1-2 F7		B FS 82 C FF 90 B FF 91 F FS 83 X FF 91 2-2 L8		4	0	0	0	0	1	3
3 David Ross, R (1, 2) OBP: 0.167, SLG: 0.417 39 Jarrod Saltalamacchia, C (1, PH) OBP: 0.345, SLG: 0.480			F SI 92 S CH 81 B FC 89 X CH 82 1-2 F7		F SI 93 B KC 81 B FC 90 F CH 85 F FF 91 B SI 93 X CH 85 3-2 HR		F SI 96 C SI 96 S SI 96 0-3 K			B SL 78 C SL 80 S FF 92 B FS 82 C SL 80 2-3 K	3 1	1 0	1 0	1 0	0 0	1 1	0 0
Inning Stats	R: 0 E: 0 K: 2 S: 11 H: 0 LOB: 1 BB: 1 P: 22	R: 0 E: 0 K: 0 S: 9 H: 0 LOB: 1 BB: 1 P: 16	R: 0 E: 0 K: 2 S: 12 H: 1 LOB: 1 BB: 0 P: 17	R: 0 E: 0 K: 2 S: 9 H: 0 LOB: 0 BB: 0 P: 12	R: 1 E: 0 K: 1 S: 16 H: 1 LOB: 0 BB: 0 P: 24	R: 0 E: 0 K: 1 S: 12 H: 2 LOB: 2 BB: 0 P: 15	R: 0 E: 0 K: 2 S: 11 H: 0 LOB: 0 BB: 0 P: 13	R: 0 E: 0 K: 1 S: 8 H: 0 LOB: 0 BB: 0 P: 11	R: 0 E: 0 K: 0 S: 9 H: 1 LOB: 2 BB: 1 P: 17	R: 1 E: 0 K: 1 S: 8 H: 2 LOB: 1 BB: 0 P: 13	1B: 6 2B: 0 3B: 0 HR: 1	SF: 0 SAC: 0 DP: 0 HBP: 0					

PITCHER		IP	WLS	BF	H	R	ER	SO	BB	IBB	HBP	BLK	WP	HR	S	P	ERA	WHIP
14 David Price, L ERA: 5.82	(1, 1)	6.0		24	4	1	1	8	2	0	0	0	0	1	69	106	1.50	1.000
57 Jake McGee, L ERA: 11.25	(7, 1)	1.0		3	0	0	0	2	0	0	0	0	0	0	11	13	0.00	0.000
62 Joel Peralta, R ERA: 1.93	(8, 1)	1.0		3	0	0	0	1	0	0	0	0	0	0	8	11	0.00	0.000
43 Kyle Farnsworth, R ERA: 5.4	(9, 1)	0.2		2	0	0	0	0	0	0	0	0	0	0	3	4	0.00	0.000
27 Cesár Ramos, L ERA: 8.31	(9, 1)	0.0		1	1	0	0	0	0	0	0	0	0	0	1	2	∞	∞

PITCHER		IP	WLS	BF	H	R	ER	SO	BB	IBB	HBP	BLK	WP	HR	S	P	ERA	WHIP
47 Brandon Gomes, R ERA: 1.93	(9, 1)	0.2	L	5	2	1	0	1	1	0	0	0	1	0	13	24	0.00	4.500

BOTTOM

Tampa Bay Rays @ Boston Red Sox

Fenway Park, Boston, MA

Sat Apr 13 2013, 1:09 PM - 4:32 PM EDT

Att. 33,039 - Cloudy - 45 F

livebaseballscorecards.com

AB	35
R	2
H	7
RBI	2
BB	3
SO	12
LOB	7

WP: 1 PA: 38
PB: 0
SB: 2
CS: 0

Batter	1	2	3	4	5	6	7	8	9	AB	R	H	RBI	BB	SO	LOB
8 Desmond Jennings, R (1, 8) OBP: 0.326, SLG: 0.390	C FF 91 C FC 88 S FF 92 0-3 ① K		C CH 78 B FF 92 B FC 88 X FF 93 2-1 ③ L8			B CH 80 C FC 88 B CH 79 C FF 92 X FF 92 2-2 ① G6-4-3 1-2		C CU 77 B FF 92 X CH 79 1-1 2B		4	0	1	0	0	1	1
18 Ben Zobrist, S (1, 4) OBP: 0.400, SLG: 0.474	X FF 91 0-0 ② G6-3			B FF 90 B CU 73 B FF 90 B SI 90 4-0 20 S BB		B CU 76 B FF 92 B FF 91 C FF 91 B FF 91 4-1 BB		B FF 90 C CH 79 B FF 93 X FF 90 2-1 ③ F7		2	0	0	0	2	0	1
3 Evan Longoria, R (1, 5) OBP: 0.409, SLG: 0.306	C FF 92 B CU 79 S FF 93 B FC 88 B FC 86 C SI 92 3-3 ③ K			F FF 90 B CH 78 1 SAFE F FF 92 S CH 79 1-3 ① K		F FC 88 C FF 91 B SI 93 X FC 89 1-2 ② F9 2-3			C FF 94 B FF 95 B SL 84 X FF 94 2-1 15 G6-4-3 1B	4	0	1	0	0	2	3
20 Matt Joyce, L (1, 10) OBP: 0.188, SLG: 0.233 15 Shelley Duncan, R (9, PH) OBP: 0.222, SLG: 0.308		C CU 75 B FC 87 B CU 76 B FF 91 F FC 87 C FF 92 3-3 ① K		B FC 86 S CH 78 F FC 88 S CU 78 1-3 ② K 1-2		S CH 79 X CH 78 0-1 ③ G3-1			B FF 94 C FF 95 X FF 95 1-1 ①② G6-4-3 1-2f	3 1	0 0	0 0	0 0	0 0	2 0	3 1
11 Yunel Escobar, R (1, 6) OBP: 0.190, SLG: 0.158		X FF 91 0-0 ② G3-1		B FC 88 S FF 92 B FC 89 X FF 92 2-1 ③ F9			C CU 75 T FF 92 S CH 78 0-3 ① K		C FF 96 B SL 88 F SL 85 B FF 98 F SL 85 B FF 97 F FF 96 C SL 86 3-3 ③ K	4	0	0	0	0	2	1
21 James Loney, L (1, 3) OBP: 0.276, SLG: 0.269		B FF 92 C CU 76 C CU 78 B CH 81 B SI 92 F FC 86 B FF 93 4-2 28 S BB			C CU 76 X FF 92 0-1 ① F7		C FF 91 X CU 78 0-1 ② G3			2	0	0	0	1	0	0
28 José Molina, R (1, 2) OBP: 0.318, SLG: 0.300		B FC 86 C FF 92 F FF 91 S FC 89 1-3 ③ K 1-2			S CH 81 B FF 92 F CH 79 X SI 93 1-2 ② G6-3		C FF 91 B CU 78 T CH 81 C SI 92 1-3 ③ K			3	0	0	0	0	2	1
2 Kelly Johnson, L (1, 7) OBP: 0.310, SLG: 0.320			C FF 88 C CU 76 B FF 92 S FF 91 1-3 ① K		B FF 93 S FC 87 S CH 79 C FC 89 1-3 ③ K			C CU 75 X CU 78 0-1 5 G3-6-1 1B		3	0	1	0	0	2	0
5 Sam Fuld, L (1, 9) OBP: 0.130, SLG: 0.091			B FF 91 C CU 75 F CH 80 F FC 88 F CU 78 C FC 88 1-3 ② K			C FF 90 B CU 78 B CU 77 C FF 91 B CH 80 B FF 92 4-2 3 F9 8 G6-4-3 BB		X FF 91 0-0 ①② G3-6-1 1-2f		2	0	0	0	1	1	1
Inning Stats	R: 0 E: 0 K: 2 S: 7 H: 0 LOB: 0 BB: 0 P: 10	R: 0 E: 0 K: 2 S: 10 H: 0 LOB: 1 BB: 1 P: 18	R: 0 E: 0 K: 2 S: 10 H: 0 LOB: 0 BB: 0 P: 14	R: 0 E: 0 K: 2 S: 8 H: 0 LOB: 1 BB: 1 P: 16	R: 0 E: 0 K: 1 S: 8 H: 0 LOB: 0 BB: 0 P: 10	R: 0 E: 0 K: 0 S: 11 H: 0 LOB: 2 BB: 2 P: 22	R: 0 E: 0 K: 2 S: 8 H: 0 LOB: 0 BB: 0 P: 9	R: 0 E: 0 K: 0 S: 7 H: 2 LOB: 1 BB: 0 P: 10	R: 0 E: 0 K: 1 S: 9 H: 1 LOB: 0 BB: 0 P: 15	1B: 2 2B: 1 3B: 0 HR: 0 SF: 0 SAC: 0 DP: 2 HBP: 0						

PITCHER		IP	WLS	BF	H	R	ER	SO	BB	IBB	HBP	BLK	WP	HR	S	P	ERA	WHIP
11 Clay Buchholz, R ERA: 0.41	(1, 1)	8.0	W	29	2	0	0	11	4	0	0	0	0	0	69	109	0.00	0.750
30 Andrew Miller, L ERA: 3.86	(9, 1)	1.0		3	1	0	0	1	0	0	0	0	0	0	9	15	0.00	1.000

PITCHER	IP	WLS	BF	H	R	ER	SO	BB	IBB	HBP	BLK	WP	HR	S	P	ERA	WHIP

TOP

Tampa Bay Rays @ Boston Red Sox

Fenway Park, Boston, MA

Sun Apr 14 2013, 1:39 PM - 4:27 PM EDT

Att. 35,198 - Partly Cloudy - 50 F

livebaseballscorecards.com

AB	28
R	0
H	3
RBI	0
BB	4
SO	12
LOB	12



Batter	1	2	3	4	5	6	7	8	9	AB	R	H	RBI	BB	SO	LOB
2 Jacoby Ellsbury, L (1, 8) OBP: 0.283, SLG: 0.431	C FF 88 B KC 78 C FF 89 F CH 84 B SI 92 F CH 85 X FF 90 2-2 ① L3		F FF 89 X CH 84 0-1 15 1B 18 1B 12 2B 1B	C KC 78 C KC 81 S SI 91 0-3 ② K			C KC 77 X CH 85 0-1 ② G1-3			4	1	1	0	0	1	0
18 Shane Victorino, S (1, 9) OBP: 0.388, SLG: 0.364	C KC 79 X CH 86 0-1 ② G4-3		X SI 89 0-0 15 1B 12 2B 1-2 1B	C FF 91 X KC 81 0-1 ③ G3-1			B SI 90 B KC 79 B FF 90 B FF 89 4-0 15 PO BB			3	1	1	0	1	0	0
15 Dustin Pedroia, R (1, 4) OBP: 0.429, SLG: 0.381	B KC 79 F FF 89 C FF 89 F FF 91 F CH 86 X CH 86 1-2 12 S 1B		B CH 84 X FF 89 1-0 12 2B 16 FC1-2 1-2 2-3 1B		B KC 78 C SI 90 B KC 78 X CH 86 2-1 ① G5-3		1 SAFE 0-0 ③ PO 1-2	C SI 89 B FC 86 X CU 77 1-1 12 G6-3 16 SF9 2B		4	1	3	0	0	0	0
12 Mike Napoli, R (1, 3) OBP: 0.234, SLG: 0.413	B KC 77 B CH 86 F CH 86 F SI 90 X CH 85 2-2 ③ F9 1-2		B KC 79 X CH 85 1-0 16 FC1-2 7 FC3-6 1-3 2-H 3-H 2B		C KC 81 F FF 91 F CH 87 B SI 91 S KC 81 1-3 ② K			C FF 90 C SI 88 F FF 90 B CU 79 B CU 78 X SI 90 2-2 ① G6-3 2-3		4	1	1	2	0	1	2
29 Daniel Nava, S (1, 10) OBP: 0.485, SLG: 0.760		B FF 89 B FF 89 C FF 88 X SI 90 2-1 ① F7	B CH 86 H FF 90 2-0 16 FC1-2 7 E HBP		C KC 80 B CH 87 B KC 81 B CH 85 X SI 91 3-1 ③ F7			I IN 74 I IN 78 I IN 78 I IN 78 4-0 IBB		2	1	0	0	1	0	0
16 Will Middlebrooks, R (1, 5) OBP: 0.261, SLG: 0.558		B SI 90 B KC 79 F SI 91 X CH 85 2-1 ② G5-3	C FF 90 X FF 91 0-1 ① FC1-2 7 FC3-6 1-2 2-3 3-Hf			B KC 79 X FF 90 1-0 44 CS 1B		X SI 90 0-0 ② SF9 3-H		3	0	1	1	0	0	3
7 Stephen Drew, L (1, 6) OBP: 0.250, SLG: 0.077	B FF 89 B FF 90 B FF 90 C FF 88 B FF 89	4-1 39 1B BB	C KC 79 C FF 91 X CH 87 0-2 ② FC3-6 1-2f 2-H 3-H			C FF 89 F FF 90 1 SAFE F CH 87 D KC 81 1 SAFE C SI 89 1-3 ① K		F SI 90 C FC 89 B CU 79 B FC 87 B CU 79 X FC 88 3-2 ③ G3		3	0	0	1	1	1	3
39 Jarrod Saltalamacchia, S (1, 2) OBP: 0.344, SLG: 0.464	B KC 77 1 SAFE B SI 88 X CH 84 2-0 1-2 1B		F KC 80 S SI 90 S SI 91 0-3 ③ K			B KC 80 1 SAFE B KC 78 X CH 84 2-0 ② F9				3	0	1	0	0	1	2
44 Jackie Bradley Jr., L (1, 7) OBP: 0.286, SLG: 0.143		B FF 89 B FF 88 B FF 88 C FF 89 X FF 89 3-1 ③ F9		C FF 89 C KC 78 B FF 90 S CH 86 1-3 ① K		D KC 78 S CH 84 1-1 ③ CS 1-2	C KC 77 B FF 90 C CH 84 F KC 80 B FF 91 F CH 85 S KC 79 2-3 ① K			3	0	0	0	0	2	2
Inning Stats	R: 0 E: 0 K: 0 S: 15 H: 1 LOB: 1 BB: 0 P: 20	R: 0 E: 0 K: 0 S: 8 H: 1 LOB: 2 BB: 1 P: 21	R: 4 E: 1 K: 1 S: 13 H: 4 LOB: 1 BB: 0 P: 17	R: 0 E: 0 K: 2 S: 8 H: 0 LOB: 0 BB: 0 P: 9	R: 0 E: 0 K: 1 S: 8 H: 0 LOB: 0 BB: 0 P: 14	R: 0 E: 0 K: 1 S: 7 H: 1 LOB: 0 BB: 0 P: 12	R: 0 E: 0 K: 1 S: 7 H: 0 LOB: 0 BB: 1 P: 13	R: 1 E: 0 K: 0 S: 10 H: 1 LOB: 1 BB: 1 P: 20		1B: 6 2B: 2 3B: 0 HR: 0 SF: 1 SAC: 0 DP: 0 HBP: 1	WP: 0 PB: 0 SB: 1 CS: 1 PA: 36			

PITCHER	IP	WLS	BF	H	R	ER	SO	BB	IBB	HBP	BLK	WP	HR	S	P	ERA	WHIP
53 Alex Cobb, R (1, 1) ERA: 1.93	6.2	L	29	7	4	3	6	2	0	1	0	0	0	66	106	4.05	1.350
35 Jamey Wright, R (7, 1) ERA: 1.59	1.1		5	1	1	1	0	0	1	0	0	0	0	10	20	6.75	0.750

PITCHER	IP	WLS	BF	H	R	ER	SO	BB	IBB	HBP	BLK	WP	HR	S	P	ERA	WHIP

BOTTOM

Tampa Bay Rays @ Boston Red Sox

Fenway Park, Boston, MA

Sun Apr 14 2013, 1:39 PM - 4:27 PM EDT
Att. 35,198 - Partly Cloudy - 50 F

livebaseballscorecards.com

AB	29
R	5
H	8
RBI	4
BB	3
SO	6
LOB	12

Tampa Bay Rays @ Boston Red Sox

Fenway Park, Boston, MA

Mon Apr 15 2013, 11:06 AM - 2:08 PM EDT

Att. 37,449 - Partly Cloudy - 48 F

TOP

livebaseballscorecards.com

Batter	1	2	3	4	5	6	7	8	9	AB	R	H	RBI	BB	SO	LOB
8 Desmond Jennings, R (1, 8) OBP: 0.320, SLG: 0.378	B FF 88 S FC 86 C SL 83 S FF 90 1-3 ① K			C SL 82 B FF 88 X FC 84 1-1 ① F9		1 SAFE C FS 77 B FF 87 1 SAFE B FF 87 S FC 84 B FF 88 F FC 85 S SL 84 3-3 ② K 1-2			B CU 78 C FF 95 B FC 87 F FF 95 F FF 96 X FC 86 2-2 ① 18 S 18 1B 1B	4	1	1	0	0	2	1
18 Ben Zobrist, S (1, 9) OBP: 0.408, SLG: 0.463	B FF 88 C FF 88 F FF 89 B FS 80 S SL 84 2-3 ② K			F SL 82 S FS 79 X FS 79 0-2 ② G6-3		C SL 83 B FC 88 B FS 80 C FF 88 B FS 82 D SL 86 4-2 2-3 BB			C FF 93 D CU 78 B FF 94 B FF 94 C FF 94 X FF 95 3-2 1-H 1B	3	0	1	1	1	1	0
3 Evan Longoria, R (1, 5) OBP: 0.396, SLG: 0.375	C FF 89 C FF 88 X FS 79 0-2 ③ G5-3			X FC 86 0-0 HR		C SL 84 F SL 84 D FS 80 B FS 82 B FF 90 X SL 85 3-2 ③ G6-3			D FC 87 S FC 85 F FF 95 B FC 86 F FC 84 F CU 78 B FF 94 S FF 94 3-3 ① K	4	1	1	1	0	1	3
20 Matt Joyce, L (1, 7) OBP: 0.194, SLG: 0.235		X FF 85 0-0 21 G4-6-3 1B		S SL 82 X FS 79 0-1 ③ P6			B SL 80 C SL 82 S FS 79 B FS 79 S SL 84 2-3 ① K		T FF 94 B FC 87 B FF 94 F FF 94 C FC 85 2-3 ② K	4	0	1	0	0	2	1
19 Ryan Roberts, R (1, 4) OBP: 0.227, SLG: 0.227		C FF 85 S FC 85 1 SAFE B FF 88 1 SAFE F FF 88 S FC 87 1-3 ① K			B FF 88 F SL 83 S SL 83 B FF 88 S SL 84 2-3 ① K		B FF 88 C FF 88 X FF 89 1-1 ② F9		X FF 94 0-0 ③ P4	4	0	0	0	0	2	2
21 James Loney, L (1, 3) OBP: 0.250, SLG: 0.241		B FF 86 1 SAFE B FC 86 F FC 82 X FF 86 2-1 ② ③ G4-6-3 1-2f			B FF 88 C FS 80 C FF 89 F FS 80 B FF 89 F SL 84 F FF 88 B FF 88 S SL 84 3-3 ② K		C FS 78 F FS 80 C FF 89 0-3 ③ K			3	0	0	0	0	2	1
11 Yunel Escobar, R (1, 6) OBP: 0.178, SLG: 0.146			B SL 82 C FF 87 B FF 88 X SL 84 2-1 ① G6-3		B SL 82 B FC 87 B FS 79 C SI 90 X SL 84 3-1 ③ F8			B FF 90 B FF 90 X FF 89 2-0 ① F8		3	0	0	0	0	0	0
59 Jose Lobaton, S (1, 2) OBP: 0.200, SLG: 0.267 5 Sam Fuld, L (8, PH) OBP: 0.125, SLG: 0.087 28 José Molina, R (8, 2) OBP: 0.318, SLG: 0.300			T FC 85 B FF 88 B FS 78 S SL 82 B SL 84 S SL 84 3-3 ② K			X FC 85 0-0 ① F8		C FF 88 S FS 81 X FS 81 0-2 ② G3-1		2 1 0	0 0 0	0 0 0	0 0 0	1 0 0	0 0 0
2 Kelly Johnson, L (1, 10) OBP: 0.313, SLG: 0.296			B SL 80 S SL 84 F FS 79 C FF 88 1-3 ③ K			L FF 86 B FS 78 B FS 78 S SL 84 B SL 83 B FS 80 4-2 18 WP 8 S BB		C FF 88 S FS 81 B FF 89 F FF 87 F FS 80 S FS 83 1-3 ③ K		2	0	0	0	1	2	0

AB	30
R	2
H	4
RBI	2
BB	2
SO	13
LOB	8

Inning Stats	1	2	3	4	5	6	7	8	9
	R: 0 E: 0 K: 2 S: 9	H: 0 LOB: 0 BB: 0 P: 12	R: 0 E: 0 K: 1 S: 7	H: 1 LOB: 0 BB: 0 P: 10	R: 0 E: 0 K: 2 S: 8	H: 0 LOB: 0 BB: 0 P: 14	R: 1 E: 0 K: 0 S: 8	H: 1 LOB: 0 BB: 0 P: 9	R: 0 E: 0 K: 2 S: 11	H: 0 LOB: 0 BB: 0 P: 19	R: 0 E: 0 K: 1 S: 12	H: 0 LOB: 2 BB: 2 P: 26	R: 0 E: 0 K: 2 S: 8	H: 0 LOB: 0 BB: 0 P: 11	R: 0 E: 0 K: 1 S: 9	H: 0 LOB: 0 BB: 0 P: 12	R: 1 E: 0 K: 2 S: 16	H: 2 LOB: 1 BB: 0 P: 26

1B: 3	SF: 0	WP: 1	PA: 32
2B: 0	SAC: 0	PB: 0	
3B: 0	DP: 1	SB: 2	
HR: 1	HBP: 0	CS: 0	

PITCHER		IP	WLS	BF	H	R	ER	SO	BB	IBB	HBP	BLK	WP	HR	S	P	ERA	WHIP
46 Ryan Dempster, R ERA: 2.65	(1, 1)	7.0		24	2	1	1	10	2	0	0	0	1	1	63	101	1.29	0.571
19 Koji Uehara, R ERA:	(8, 1)	1.0	H	3	0	0	0	1	0	0	0	0	0	0	9	12	0.00	0.000
40 Andrew Bailey, R ERA: 1.69	(9, 1)	1.0	W	5	2	1	1	2	0	0	0	0	0	0	16	26	9.00	2.000

PITCHER	IP	WLS	BF	H	R	ER	SO	BB	IBB	HBP	BLK	WP	HR	S	P	ERA	WHIP

Tampa Bay Rays @ Boston Red Sox

Fenway Park, Boston, MA

Mon Apr 15 2013, 11:06 AM - 2:08 PM EDT

Att. 37,449 - Partly Cloudy - 48 F

BOTTOM

livebaseballscorecards.com

Batter	1	2	3	4	5	6	7	8	9	AB	R	H	RBI	BB	SO	LOB
2 Jacoby Ellsbury, L (1, 8) OBP: 0.281, SLG: 0.455	B FF 88 B FF 89 C FF 89 B FF 90 C FF 90 F FF 90 F FF 90 X FF 90 3-2 18 G4-3 3B		C FF 88 X FF 88 0-1 ③ P5			C CH 78 X CH 75 0-1 ① F8		B SI 96 B FF 95 F FF 95 C FF 96 X FF 97 2-2 ③ P5		4	1	1	0	0	0	1
18 Shane Victorino, S (1, 9) OBP: 0.358, SLG: 0.333	L FF 90 D CU 76 F FC 88 X SI 90 1-2 ① G4-3 3-H			B FF 90 C CH 79 F CH 78 F FF 89 B CU 77 X FF 91 2-2 ① F8		B FF 89 B FC 87 B FF 88 C FF 89 X CH 78 3-1 ② F9			C CU 78 F FF 89 F FS 81 X FF 90 0-2 ① F7	4	0	0	1	0	0	0
15 Dustin Pedroia, R (1, 4) OBP: 0.415, SLG: 0.356	C FF 88 F FF 89 B CU 78 B CH 78 F FF 90 X CU 76 2-2 ② G5-3			C CU 72 C CU 78 B CH 75 B CH 77 X FF 90 2-2 ② G4-3		B FF 89 X CU 74 1-0 ③ G5-3			C FS 83 B FS 83 B FF 90 F FS 81 B FF 90 F FF 91 B FS 81 4-2 12 2B BB	3	1	0	0	1	0	0
12 Mike Napoli, R (1, 3) OBP: 0.235, SLG: 0.420	B CU 74 C FF 90 F FF 90 S CH 78 1-3 ③ K			B CH 78 B SI 89 C FF 89 C CU 76 C CU 78 2-3 ③ K			X CU 73 0-0 ① P4		1 SAFE 1 SAFE B FF 89 B CU 77 C FS 78 F FF 88 X FS 80 2-2 1-H 2B	4	0	1	1	0	2	0
39 Jarrod Saltalamacchia, S (1, 2) OBP: 0.371, SLG: 0.567		F FF 88 B CU 75 T FF 90 B CU 77 S FF 89 2-3 ① K			C CU 72 F FF 87 X FF 89 0-2 HR		B CU 74 F CU 74 B FC 88 B FF 90 B FF 89 4-1 16 CS BB			2	1	1	1	1	1	0
16 Will Middlebrooks, R (1, 5) OBP: 0.245, SLG: 0.522		X FF 90 0-0 ② L9			B FF 90 S CH 78 B SI 89 F CU 76 S CH 78 2-3 ① K		C SI 90 S CH 78 D CH 75 B CH 77 F CH 77 1 SAFE D CH 76 S CH 77 3-3 ②③ K 1-2			3	0	0	0	0	2	1
7 Stephen Drew, L (1, 6) OBP: 0.263, SLG: 0.188		C FF 88 B CH 78 S CH 78 F CH 78 B FF 90 B CU 76 C FF 90 3-3 ③ K			F CH 77 B CH 75 B CH 77 S CH 77 X FF 91 2-2 2B			F FF 95 C SI 96 B FF 96 B SI 96 F SL 90 F FF 96 B FF 97 F FF 96 S FF 98 3-3 ① K		3	0	1	0	0	2	0
5 Jonny Gomes, R (1, 10) OBP: 0.360, SLG: 0.211			C FF 90 C CU 76 B CU 77 F FF 90 S CU 76 1-3 ① K		B FF 90 B CH 78 S CU 78 S CU 77 S CU 78 2-3 ② K			B SI 96 B FF 95 C FF 95 B FF 96 C FF 96 F FF 96 B FF 96 4-2 BB		2	0	0	0	1	2	1
44 Jackie Bradley Jr., L (1, 7) OBP: 0.263, SLG: 0.129			C FF 90 B CH 77 S CH 78 S CH 77 1-3 ② K		X CH 78 0-0 ③ F8			1 SAFE C B B S B S 3-3 ② K		3	0	0	0	0	2	2
Inning Stats	R: 1 E: 0 K: 1 S: 15 H: 1 LOB: 0 BB: 0 P: 22	R: 0 E: 0 K: 2 S: 8 H: 0 LOB: 0 BB: 0 P: 13	R: 0 E: 0 K: 2 S: 9 H: 0 LOB: 0 BB: 0 P: 11	R: 0 E: 0 K: 1 S: 10 H: 0 LOB: 0 BB: 0 P: 16	R: 1 E: 0 K: 2 S: 13 H: 2 LOB: 1 BB: 0 P: 19	R: 0 E: 0 K: 0 S: 5 H: 0 LOB: 0 BB: 0 P: 9	R: 0 E: 0 K: 1 S: 6 H: 0 LOB: 1 BB: 1 P: 13	R: 0 E: 0 K: 2 S: 15 H: 0 LOB: 1 BB: 1 P: 27	R: 1 E: 0 K: 0 S: 10 H: 1 LOB: 1 BB: 1 P: 16	1B: 0 2B: 3 3B: 1 HR: 1 SF: 0 SAC: 0 DP: 1 HBP: 0						

	AB	28
	R	3
	H	4
	RBI	3
	BB	3
	SO	11
	LOB	5

PITCHER		IP	WLS	BF	H	R	ER	SO	BB	IBB	HBP	BLK	WP	HR	S	P	ERA	WHIP
58 Jeremy Hellickson, R ERA: 4.91	(1, 1)	7.0		24	3	2	2	9	1	0	0	0	0	1	66	103	2.57	0.571
57 Jake McGee, L ERA: 9.0	(8, 1)	1.0		4	0	0	0	2	1	0	0	0	0	0	15	27	0.00	1.000
62 Joel Peralta, R ERA: 3.6	(9, 1)	0.1	L	3	1	1	1	0	1	0	0	0	0	0	10	16	27.00	6.000

PITCHER	IP	WLS	BF	H	R	ER	SO	BB	IBB	HBP	BLK	WP	HR	S	P	ERA	WHIP

Tampa Bay Rays @ Baltimore Orioles

Oriole Park at Camden Yards, Baltimore, MD

Tue Apr 16 2013, 7:10 PM - 10:30 PM EDT

Att. 14,670 - Clear - 69 F

TOP

livebaseballscorecards.com

Batter	1	2	3	4	5	6	7	8	9	AB	R	H	RBI	BB	SO	LOB
8 Desmond Jennings, R (1, 8) OBP: 0.309, SLG: 0.420	X FF 94 0-0 HR		B SL 92 C FF 95 C FF 95 B CU 83 X CU 83 2-2 ② P4		B FF 95 B SL 86 C FF 95 F FF 94 B FF 94 S SI 94 3-3 ② K		B SL 80 B SL 81 X SI 94 2-0 ③ G5-3		C SI 94 B CU 80 C SI 94 B SI 94 B CU 81 F FF 94 X SI 94 3-2 ② G5-3	5	1	1	1	0	1	0
2 Kelly Johnson, L (1, 10) OBP: 0.351, SLG: 0.400	F FF 95 B CU 81 B CU 82 C FF 96 F FF 96 F SL 92 F FF 96 F CU 79 F SL 88 3-3 ① K		B SL 95 B CU 80 F FF 95 B FF 89 B FF 95 4-1 18 BB BB		B FF 94 B SI 94 B FF 92 C FC 94 F FF 93 B CU 82 4-2 BB			F SI 95 B CH 86 B CH 87 F SI 95 F SI 95 F SL 81 B SI 95 X SI 95 3-2 HR	B SI 94 F SI 93 X SI 94 1-1 G5-3 ③	3	1	1	1	2	1	0
18 Ben Zobrist, S (1, 4) OBP: 0.415, SLG: 0.442	B CU 78 X FF 94 1-0 L7 ②		B FF 94 B CU 81 B SI 95 B FF 94 4-0 1-2 BB		B SI 94 C CU 78 C FF 94 1 SAFE F SL 86 S SL 90 1-3 K ③			B SL 79 B SI 95 B SI 95 C FF 95 B SI 95 4-1 3 HR BB		2	1	0	0	2	1	1
3 Evan Longoria, R (1, 5) OBP: 0.404, SLG: 0.442	C FF 95 B FF 95 X SL 88 1-1 F9 ③		B SL 91 B SL 92 C FF 94 F SL 92 X CU 82 2-2 ③ P6			B FF 93 B SI 92 B FF 93 F FF 93 B FF 93 4-1 20 F8 BB		X FF 94 0-0 1-H HR		3	1	1	2	1	0	2
20 Matt Joyce, L (1, 9) OBP: 0.225, SLG: 0.289		F CU 80 B FF 93 F SI 94 X FC 93 1-2 11 CS 1B		C CU 79 B FF 93 F FF 94 B CU 81 B FF 95 F SL 89 F SL 88 X FF 95 3-2 11 G4-3 2B		S SI 86 C SI 86 B SL 80 B SL 80 B SI 88 F CU 79 X SI 89 3-2 ① F8 1-2		C SL 86 B SL 86 B FF 91 F FF 90 F FF 92 F SL 87 X FF 92 2-2 ① G6-3	4	0	2	0	0	0	1
11 Yunel Escobar, R (1, 6) OBP: 0.163, SLG: 0.133		F FF 95 B FF 95 1 SAFE 1 SAFE B FF 93 S SL 90 F FF 95 S CU 81 2-3 ① ② K 1-2		C SI 94 X FF 93 0-1 ① G4-3 2-3		C SI 89 C SI 88 B SI 88 B SI 89 B SI 88 X SI 88 3-2 ② G5-3		X SI 86 0-0 ② G6-3	4	0	0	0	0	1	3
21 James Loney, L (1, 3) OBP: 0.265, SLG: 0.233 15 Shelley Duncan, R (6, PH) OBP: 0.241, SLG: 0.321 (6, 3)		B FF 94 B FF 95 C FF 95 B SL 90 B SI 95 4-1 BB	B FF 93 F FF 94 F FF 92 S CU 80 1-3 ② K		F SI 88 B SI 88 X SI 88 1-1 ③ F8		B SI 85 C SL 79 S SI 85 X FF 86 1-2 1B	1 0 0 0 1 1 1 2 0 1 0 0 0 1							
59 Jose Lobaton, S (1, 2) OBP: 0.167, SLG: 0.222 19 Ryan Roberts, R (8, PH) OBP: 0.217, SLG: 0.217 28 José Molina, R (8, 2) OBP: 0.318, SLG: 0.300		F FF 93 S FF 94 B SI 93 B CU 82 F FF 94 X SL 86 2-2 ③ L4	C CU 80 B SI 94 F CU 80 F FF 94 T FF 94 1-2 ③ K			B SL 80 B SI 87 F SI 86 C SI 86 F SI 87 X CH 82 2-2 ① G1-3	C SL 80 S FF 86 S FF 86 0-3 ③ K	3 0 0 0 0 1 2 1 0 0 0 0 1 1 0 0 0 0 0 0 0						
5 Sam Fuld, L (1, 7) OBP: 0.115, SLG: 0.080 1 Sean Rodríguez, R (7, PH) OBP: 0.294, SLG: 0.214 (7, 7)			B FF 93 B FF 94 B FC 94 C FF 93 C FF 93 X FF 94 3-2 ① G1-3		B SL 90 B FF 95 B FF 95 C FF 94 M FF 95 C SL 88 3-3 ① K		B SL 78 S SI 95 B SL 82 F SI 95 S SI 96 2-3 ② K		B SI 93 C SI 93 B SI 93 C SI 93 B SI 94 X SI 94 3-2 ① G6-3	2 0 0 0 0 1 0 2 0 0 0 0 1 0							

Inning Stats	1	2	3	4	5	6	7	8	9
	R: 1 E: 0 K: 1 S: 14	H: 1 LOB: 0 BB: 0 P: 19	R: 0 E: 0 K: 1 S: 12	H: 1 LOB: 1 BB: 1 P: 21	R: 0 E: 0 K: 0 S: 10	H: 0 LOB: 2 BB: 2 P: 25	R: 0 E: 0 K: 2 S: 14	H: 1 LOB: 1 BB: 0 P: 19	R: 0 E: 0 K: 3 S: 12	H: 0 LOB: 1 BB: 1 P: 23	R: 0 E: 0 K: 0 S: 10	H: 0 LOB: 1 BB: 1 P: 21	R: 0 E: 0 K: 1 S: 8	H: 0 LOB: 0 BB: 0 P: 14	R: 3 E: 0 K: 1 S: 19	H: 3 LOB: 1 BB: 1 P: 29	R: 0 E: 0 K: 0 S: 9	H: 0 LOB: 0 BB: 0 P: 16

| | | | | | | |

Tampa Bay Rays @ Baltimore Orioles

Oriole Park at Camden Yards, Baltimore, MD

Tue Apr 16 2013, 7:10 PM - 10:30 PM EDT

Att. 14,670 - Clear - 69 F

livebaseballscorecards.com

Batter	1	2	3	4	5	6	7	8	9	AB	R	H	RBI	BB	SO	LOB
9 Nate McLouth, L (1, 7) OBP: 0.362, SLG: 0.366	B FF 90 B FF 90 B FF 90 C FF 90 B FF 90 4-1 13 S 13 2B BB		X SI 90 0-0 13 PB 21 1B 2B		B SL 82 B SL 84 C SI 91 B CH 84 X SI 90 3-1 ② G3		C SI 89 B CU 75 B FC 86 C FC 86 X CU 77 2-2 ① G4-3			3	2	1	0	1	0	0
13 Manny Machado, R (1, 5) OBP: 0.293, SLG: 0.364	C FF 90 B CH 84 X CH 83 1-1 21 G6-3 1-H 2B		B SI 90 F SI 91 B SI 91 F SI 91 S SI 90 2-3 ① K 2-3		B SL 86 F SI 90 X SL 82 1-1 ③ F9		B CU 77 X FC 87 1-0 ② G4-3			4	0	1	1	0	1	1
21 Nick Markakis, L (1, 9) OBP: 0.373, SLG: 0.463	B SI 92 B SI 91 C FF 91 X SI 91 2-1 ① G6-3 2-3		B SI 91 B CH 82 C SI 91 X CH 83 2-1 10 FC6-4 3-H 1B			B SL 82 C CH 83 B SI 91 B SI 90 F SI 91 B CH 84 4-2 10 2B 2 E BB	B SI 90 C FC 88 F FC 88 B CU 76 X FC 87 2-2 1B			3	1	2	1	1	0	1
10 Adam Jones, R (1, 8) OBP: 0.411, SLG: 0.564	B SI 92 X SL 83 1-0 ② G5-3		F SI 89 F CH 82 X SI 90 0-2 ② FC6-4 1-2f			B SL 82 B SI 88 X SI 89 2-0 2 E 3 G4-3 1-3 2B	S FC 89 B SI 91 D CU 78 X FC 87 2-1 ③ G1-3			4	1	1	0	0	0	3
19 Chris Davis, L (1, 3) OBP: 0.463, SLG: 0.860	C FF 92 D CH 86 B FF 92 S SI 92 X SI 92 2-2 ③ G5-3		S CH 82 1 SAFE B SL 87 S CH 84 1 SAFE B FF 88 B SI 90 S CH 84 3-3 ③ K			I IN 68 I IN 70 I IN 70 I IN 69 4-0 3 G4-3 2 E IBB		B CU 71 B FF 90 B FF 90 B FF 90 4-0 2 G1-3 32 SH1-3 BB		2	0	0	0	2	1	2
32 Matt Wieters, S (1, 2) OBP: 0.306, SLG: 0.372		B SI 90 C CH 84 B SI 91 F CH 83 F SI 91 F CH 85 F CH 83 B SI 91 F CH 84 3-2 X SI 92 HR		B SI 90 B CH 82 B SI 90 C FF 90 X SI 89 3-1 ① G4-3		B SI 90 F FF 90 F CH 83 B SI 92 S CH 83 2-3 ① K		X SL 77 0-0 ① SH1-3 1-2		3	1	1	1	0	1	3
2 J.J. Hardy, R (1, 6) OBP: 0.245, SLG: 0.380		B SI 92 B CH 86 C FF 92 B SI 91 F SI 91 S SI 92 3-3 ① K		C SL 83 B SL 82 B SI 90 S CH 85 B SI 91 X SI 90 3-2 ② P3		S SI 91 F SI 91 F CH 83 S SI 90 X SI 91 1-2 E5 3 G4-3 1-2 2-3 3-H		C FF 91 C SI 92 X FF 92 0-2 ② G1-3 2-3		4	0	0	0	0	1	3
3 Ryan Flaherty, L (1, 4) OBP: 0.103, SLG: 0.179 12 Alexi Casilla, S (9, 4) OBP: 0.333, SLG: 0.364		C FF 92 S SI 92 B SI 92 B CH 86 S CH 85 2-3 ② K		B SL 84 S CH 85 S SL 81 S SL 83 1-3 ③ K		C CU 75 X FC 88 0-1 ② G4-3 1-2 2-3 3-H		B SL 78 B SL 78 C FF 91 F SI 91 X SI 93 2-2 ③ L7		4 0	0 0	0 0	1 0	0 0	2 0	3 0
14 Nolan Reimold, R (1, 10) OBP: 0.297, SLG: 0.303		C SI 92 X SI 92 0-1 ③ G5-3			B SL 81 F SL 82 B CH 83 F FF 89 C CH 84 2-3 ① K	B FC 88 C CU 76 C SI 90 S CU 77 1-3 ③ K				3	0	0	0	0	2	2
Inning Stats	R: 1 E: 0 K: 0 S: 9 H: 1 LOB: 1 BB: 1 P: 19	R: 1 E: 0 K: 2 S: 15 H: 1 LOB: 0 BB: 0 P: 23	R: 1 E: 0 K: 2 S: 12 H: 2 LOB: 1 BB: 0 P: 19	R: 0 E: 0 K: 1 S: 8 H: 0 LOB: 0 BB: 0 P: 15	R: 0 E: 0 K: 1 S: 7 H: 0 LOB: 0 BB: 0 P: 13	R: 2 E: 1 K: 2 S: 15 H: 1 LOB: 2 BB: 2 P: 29	R: 0 E: 0 K: 0 S: 9 H: 1 LOB: 1 BB: 0 P: 16	R: 0 E: 0 K: 0 S: 7 H: 0 LOB: 1 BB: 1 P: 13		1B: 2 2B: 3 3B: 0 HR: 1 SF: 0 SAC: 1 DP: 0 HBP: 0				WP: 0 PB: 1 SB: 1 CS: 0 PA: 35	

	AB	30
	R	5
	H	6
	RBI	4
	BB	4
	SO	8
	LOB	18

PITCHER		IP	WLS	BF	H	R	ER	SO	BB	IBB	HBP	BLK	WP	HR	S	P	ERA	WHIP
40 Roberto Hernandez, R ERA: 5.79	(1, 1)	5.1	L	25	5	5	3	7	2	1	0	0	0	1	61	112	5.06	1.312
35 Jamey Wright, R ERA: 1.23	(6, 1)	1.2		6	1	0	0	1	0	0	0	0	0	0	14	22	0.00	0.600
27 Cesár Ramos, L ERA: 8.31	(8, 1)	0.0		1	0	0	0	0	1	0	0	0	0	0	0	4	∞	∞
47 Brandon Gomes, R ERA: 1.59	(8, 1)	1.0		3	0	0	0	0	0	0	0	0	0	0	7	9	0.00	0.000

PITCHER	IP	WLS	BF	H	R	ER	SO	BB	IBB	HBP	BLK	WP	HR	S	P	ERA	WHIP

Tampa Bay Rays @ Baltimore Orioles

Oriole Park at Camden Yards, Baltimore, MD

Wed Apr 17 2013, 7:06 PM - 10:08 PM EDT

Att. 13,591 - Partly Cloudy - 68 F

TOP

livebaseballscorecards.com

Batter	1	2	3	4	5	6	7	8	9	AB	R	H	RBI	BB	SO	LOB
8 Desmond Jennings, R (1, 8) OBP: 0.283, SLG: 0.382	B FC 90 C FC 90 B KC 75 X FC 90 2-1 F9		B KC 76 C FF 92 B KC 77 B CH 84 F FF 92 F FF 93 S CH 84 3-3 K	F FF 92 C FF 93 B KC 78 X CH 85 1-2 G3		B SI 86 F CH 81 F SL 77 B SI 87 S SI 86 2-3 K			B CU 78 C CU 79 F FF 96 F CU 82 B FF 96 X FF 96 2-2 F7	5	0	0	0	0	2	4
2 Kelly Johnson, L (1, 4) OBP: 0.357, SLG: 0.486	B FF 91 X FC 91 1-0 HR		B FF 92 C CH 84 F FC 93 S FF 92 1-3 K		B KC 77 F FF 90 F FC 92 X CH 84 1-2 18 CS 1B		C SL 78 F SL 78 B SI 86 F SI 86 S SI 88 1-3 K		C CU 78 B CH 85 F FF 96 B CU 83 S FF 97 2-3 K	5	1	2	1	0	3	0
18 Ben Zobrist, S (1, 9) OBP: 0.397, SLG: 0.417	B FC 92 C KC 76 B CH 83 B CH 84 X FF 90 3-1 F9		B CH 85 C FF 93 C KC 78 B FF 92 X KC 78 2-2 F7		B FF 91 1 SAFE B FF 93 B FF 93 1 SAFE C FF 93 C FF 92 S KC 80 3-3 K 1-2		X SL 77 0-0 P3		B FF 94 X CH 87 1-0 1B	5	0	1	0	0	1	1
3 Evan Longoria, R (1, 5) OBP: 0.386, SLG: 0.438	B KC 77 B SL 85 X FF 91 2-0 F9			B CH 83 B FF 91 X FF 92 2-0 15 1B 21 2B 2B	C KC 77 B CH 82 B CH 85 B KC 77 F CH 83 S FF 94 3-3 K		B SI 87 B CH 82 F SI 87 F SI 87 X SI 86 2-2 F9		S FF 95 F FF 96 B CU 83 C CU 82 1-3 K	5	1	1	0	0	2	1
20 Matt Joyce, L (1, 7) OBP: 0.227, SLG: 0.286 5 Sam Fuld, L (9, 7) OBP: 0.115, SLG: 0.080		C KC 74 F CH 80 B FF 89 C FF 89 1-3 K		C FC 92 X CH 84 0-1 P2		X SI 88 0-0 G4-3		C SL 79 B SL 79 X SL 78 1-1 21 S 21 1B 1B		4 0	1 0	1 0	0 0	0 0	1 0	1 0
15 Shelley Duncan, R (1, 10) OBP: 0.303, SLG: 0.452		B KC 76 B FC 90 F FF 90 X SL 84 2-1 HR		B FF 92 F FF 91 C FF 92 B FF 94 F FF 92 F FF 93 X FF 92 2-2 21 2B 2-3 1B		B SI 86 B SI 86 B SI 86 B SI 87 4-0 21 2B 28 FC4-5-2 BB		S SI 87 B SI 87 C SI 87 1 SAFE F CH 81 B SI 86 S SI 86 2-3 K		3	2	2	1	1	1	1
21 James Loney, L (1, 3) OBP: 0.342, SLG: 0.364		B FC 91 B FF 91 B FF 91 C FF 91 B FC 91 4-1 28 BLK BB		B FC 93 X FF 92 1-0 2-H 3-H 2B		B SL 77 B SI 86 C SI 87 B SI 86 X SI 86 3-1 28 FC4-5-2 11 1B 1-3 2B		C SI 87 B SL 78 B SL 78 X SL 78 2-1 11 FC6-4 1-H 1B		3	1	3	3	1	0	0
28 José Molina, R (1, 2) OBP: 0.269, SLG: 0.250		F FF 91 F FF 92 F KC 78 B FF 92 X KC 78 1-2 F7 1-2		B KC 78 D KC 78 C FC 90 C FF 91 C KC 78 2-3		B SI 87 F CH 81 X SI 86 1-1 FC4-5-2 11 1B 2-3 3-H		B FF 96 B FF 95 B FF 96 C FF 96 X FF 96 3-1 F8		4	0	0	0	0	1	5
11 Yunel Escobar, R (1, 6) OBP: 0.189, SLG: 0.146		X FF 92 0-0 L8		B KC 77 B FF 92 B FF 91 B FF 92 4-0 BB		B SI 86 S SI 86 X SI 86 1-1 1-3 3-H 1B		B CH 91 X FF 96 1-0 FC6-4 1-2f		3	0	1	1	1	0	2

	AB	37
	R	6
	H	11
	RBI	6
	BB	3
	SO	11
	LOB	15

Inning Stats																						
	R: 1	H: 1	R: 1	H: 1	R: 0	H: 0	R: 2	H: 3	R: 0	H: 1	R: 1	H: 2	R: 0	H: 0	R: 1	H: 2	R: 0	H: 1	1B: 6	SF: 0	WP: 0	PA: 40
	E: 0	LOB: 0	E: 0	LOB: 1	E: 0	LOB: 0	E: 0	LOB: 2	E: 0	LOB: 0	E: 0	LOB: 2	E: 0	LOB: 0	E: 0	LOB: 1	E: 0	LOB: 1	2B: 4	SAC: 0	PB: 0	
	K: 0	BB: 0	K: 1	BB: 1	K: 2	BB: 0	K: 1	BB: 1	K: 2	BB: 0	K: 1	BB: 1	K: 1	BB: 0	S: 11	P: 20	K: 2	BB: 0	3B: 0	DP: 1	SB: 1	
	S: 6	P: 14	S: 11	P: 19	S: 10	P: 16	S: 16	P: 28	S: 9	P: 16	S: 10	P: 21	S: 8	P: 11			S: 11	P: 17	HR: 2	HBP: 0	CS: 1	

PITCHER		IP	WLS	BF	H	R	ER	SO	BB	IBB	HBP	BLK	WP	HR	S	P	ERA	WHIP
30 Chris Tillman, R ERA: 7.07	(1, 1)	5.0	L	22	6	4	4	6	2	0	0	1	0	2	52	93	7.20	1.600
66 T.J. McFarland, L ERA: 2.35	(6, 1)	2.1		12	4	2	2	3	1	0	0	0	0	0	26	45	7.71	2.143
29 Tommy Hunter, R ERA: 4.26	(8, 1)	1.2		6	1	0	0	2	0	0	0	0	0	0	14	24	0.00	0.600

PITCHER	IP	WLS	BF	H	R	ER	SO	BB	IBB	HBP	BLK	WP	HR	S	P	ERA	WHIP

BOTTOM

Tampa Bay Rays @ Baltimore Orioles

Oriole Park at Camden Yards, Baltimore, MD

Wed Apr 17 2013, 7:06 PM - 10:08 PM EDT

Att. 13,591 - Partly Cloudy - 68 F

livebaseballscorecards.com

Batter	1	2	3	4	5	6	7	8	9	AB	R	H	RBI	BB	SO	LOB
21 Nick Markakis, L (1, 9) OBP: 0.375, SLG: 0.448	B FF 91 X SI 92 1-0 32 1B 1B		B FF 92 B FF 93 B SI 92 B FF 92 4-0 13 FC5-4 BB		B KC 81 C SI 92 C KC 83 B KC 82 C SI 94 2-3 ② K		B KC 78 X SI 92 1-0 ② FC4-6 1-2f		C CH 85 S CH 85 B SI 96 B SI 97 B CH 85 X CH 86 3-2 ③ P6	4	0	1	0	1	1	2
13 Manny Machado, R (1, 5) OBP: 0.290, SLG: 0.345	C CH 84 F KC 81 B KC 82 X CH 85 1-2 ① F8		C KC 82 C FF 91 D KC 83 B FF 93 1 SAFE X KC 83 2-2 ② FC5-4 10 HR 1-2f		C KC 81 S CH 87 B SI 94 B SI 94 B KC 84 B CH 86 4-2 BB		B FF 94 C SI 93 S SI 95 F FF 94 B FF 96 C FF 95 2-3 ③ K			3	1	0	0	1	1	3
10 Adam Jones, R (1, 8) OBP: 0.400, SLG: 0.593	S FF 92 1 SAFE S KC 81 C FF 91 0-3 ② K		X FF 91 0-0 1-H HR		C FF 91 B KC 82 C KC 80 S KC 82 1-3 ③ K			B FF 89 C CU 76 B FF 89 F FF 89 F FF 90 F FS 80 X FS 81 2-2 ① G5-3		4	1	1	2	0	2	2
32 Matt Wieters, S (1, 2) OBP: 0.321, SLG: 0.370	B SI 92 C KC 81 1 SAFE F KC 81 X FF 91 1-2 1-3 1B		C KC 80 F FF 92 S CH 85 0-3 ③ K			C FF 91 X KC 81 0-1 ① F9		B CU 78 B CU 78 B FF 89 B FF 87 4-0 19 FC4-5 BB		3	0	1	0	1	1	0
19 Chris Davis, L (1, 3) OBP: 0.448, SLG: 0.809	B SI 92 B FF 93 B FF 93 C SI 92 X FF 92 3-1 ③ F8			B FF 91 F SI 92 F FF 92 X SI 92 1-2 ① P6		B KC 81 F SI 89 B FF 92 S KC 82 X KC 82 2-2 1B		B FF 88 C CU 76 S FS 80 X FS 81 1-2 ② FC4-5 1-2f		4	0	1	0	0	0	3
2 J.J. Hardy, R (1, 6) OBP: 0.246, SLG: 0.358		C FF 90 F FF 93 B KC 82 B KC 82 X FF 93 2-2 ① G4-3		B SI 93 C SI 92 C CH 86 B SI 92 F FF 93 F CH 85 B SI 93 4-2 BB		B FF 90 C SI 92 F SI 92 F SI 93 X KC 83 1-2 ② F7		C FF 89 C FF 89 X FF 89 0-2 ③ G4-3		3	0	0	0	1	0	2
9 Nate McLouth, L (1, 7) OBP: 0.353, SLG: 0.341		B KC 81 X FF 92 1-0 ② G6-3	C FF 92 B FF 93 B FF 92 B FF 92 C FF 92 X FF 92 3-2 ② P5		1 SAFE C KC 80 X SI 91 0-1 ③ G4-3			B SI 93 B SI 92 C SI 93 F SI 94 B CH 85 B SI 96 4-2 14 FC4-6 BB		3	0	0	0	1	0	2
14 Nolan Reimold, R (1, 10) OBP: 0.268, SLG: 0.270		C CH 86 C SI 91 S KC 82 0-3 ③ K	C CH 83 S CH 84 S KC 82 0-3 ③ K				B KC 80 B FF 91 T FF 93 S FF 92 S KC 81 2-3 ① K		C SI 96 B SI 96 B CH 83 X SI 95 2-1 ① FC4-6 1-2f	4	0	0	0	0	3	2
12 Alexi Casilla, S (1, 4) OBP: 0.313, SLG: 0.333			X FF 92 0-0 ① G6-3		B FF 90 C SI 92 C CH 85 F KC 82 X SI 93 1-2 ① G6-3		X SI 92 0-0 21 FC4-6 1B		C SI 96 S CH 85 S CH 86 0-3 ② K	4	0	1	0	0	1	1
Inning Stats	R: 0 E: 0 K: 1 S: 12 H: 2 LOB: 2 BB: 0 P: 18	R: 0 E: 0 K: 1 S: 7 H: 0 LOB: 0 BB: 0 P: 10	R: 2 E: 0 K: 1 S: 8 H: 1 LOB: 0 BB: 1 P: 14	R: 0 E: 0 K: 1 S: 12 H: 0 LOB: 1 BB: 1 P: 20	R: 0 E: 0 K: 0 S: 12 H: 0 LOB: 1 BB: 1 P: 20	R: 0 E: 0 K: 0 S: 11 H: 1 LOB: 1 BB: 0 P: 14	R: 0 E: 0 K: 2 S: 9 H: 1 LOB: 1 BB: 0 P: 14	R: 0 E: 0 K: 0 S: 11 H: 0 LOB: 1 BB: 1 P: 18	R: 0 E: 0 K: 1 S: 10 H: 0 LOB: 1 BB: 1 P: 19	1B: 4 2B: 0 3B: 0 HR: 1 SF: 0 SAC: 0 DP: 0 HBP: 0						

	AB	32
	R	2
	H	5
	RBI	2
	BB	5
	SO	9
	LOB	17

PITCHER	IP	WLS	BF	H	R	ER	SO	BB	IBB	HBP	BLK	WP	HR	S	P	ERA	WHIP
55 Matt Moore, L (1, 1) ERA: 1.0	6.2	W	28	5	2	2	7	3	0	0	0	0	1	67	104	2.70	1.200
57 Jake McGee, L (7, 1) ERA: 8.44	0.1	H	1	0	0	0	1	0	0	0	0	0	0	4	6	0.00	0.000
62 Joel Peralta, R (8, 1) ERA: 3.0	1.0		4	0	0	0	0	1	0	0	0	0	0	11	18	0.00	1.000
56 Fernando Rodney, R (9, 1) ERA: 7.36	1.0		4	0	0	0	1	1	0	0	0	0	0	10	19	0.00	1.000

PITCHER	IP	WLS	BF	H	R	ER	SO	BB	IBB	HBP	BLK	WP	HR	S	P	ERA	WHIP

WP: 0 PB: 0 SB: 0 CS: 0 PA: 37

Batter	1	2	3	4	5	6	7	8	9	10	AB	R	H	RBI	BB	SO	LOB
8 Desmond Jennings, R (1, 8) OBP: 0.308, SLG: 0.458	C CU 77 F FF 91 F FF 91 B CH 83 X FF 91 1-2 HR	B SL 86 D CH 84 C SL 84 C FF 91 D CH 82 X CU 78 3-2 ② SF7 3-H		B FF 91 C SL 84 B FF 91 B CU 77 S SL 84 X FF 92 3-2 ② F8		1 SAFE B SL 83 F SL 82 F FF 89 B FF 89 X CU 78 2-2 1-2 1B			F SI 93 B SI 93 C CU 79 F SI 94 X CU 80 1-2 18 CS 1B		4	1	3	2	0	0	0
2 Kelly Johnson, L (1, 7) OBP: 0.340, SLG: 0.436	X SI 90 0-0 ① G4-3	B CH 83 B FF 91 F FF 91 B FF 92 B SI 90 4-1 1-2 2-3 BB		B CU 78 X CH 84 1-0 ③ F8		B FF 90 F FF 90 F FF 89 X SL 85 1-2 ③ F9			B SI 93 S CH 87 L SI 94 1 SAFE S SI 94 1-3 ① K		4	0	0	0	1	1	3
18 Ben Zobrist, S (1, 4) (10, 9) OBP: 0.381, SLG: 0.385	X FF 91 0-0 ② P5	D CH 83 D CU 78 X FF 91 2-0 ③ F9			C CU 75 F CH 84 X CH 82 0-2 ① G3-1		C CU 77 F FF 90 B SL 86 F CH 83 B FF 92 X CH 84 2-2 ① G6-3		1 SAFE 1 SAFE C CH 88 B SI 93 F CH 88 B SI 95 B CU 81 B CH 90 4-2 ② 1-2 BB		4	0	0	0	1	0	3
3 Evan Longoria, R (1, 5) OBP: 0.371, SLG: 0.472	B FF 91 B FF 91 F SL 84 F FF 90 X FF 91 2-2 HR	B FF 91 X CH 83 1-0 ① G5-3			B CH 83 B FF 91 F CH 81 X FF 90 2-1 ② F7		C CH 84 F FF 92 B CH 83 S CH 83 2-3 ② K		X SI 93 0-0 ③ F8		5	1	1	1	0	1	1
20 Matt Joyce, L (1, 9) OBP: 0.229, SLG: 0.283 19 Ryan Roberts, R (10, PH) OBP: 0.208, SLG: 0.208 (10, 4)	C CH 80 X CH 82 0-1 ③ G5-3	S CH 85 X FF 92 0-1 15 BB 21 E 1B			S CH 83 B CH 81 B CH 82 T CU 77 X FF 90 2-2 ③ F9		B SL 86 F SL 88 B FF 92 B FF 93 C SL 86 F SL 86 X FF 92 3-2 ③ F9			C SI 88 B SI 88 B SI 89 X CH 84 2-1 ① G5-3	4 1	1 0	1 0	0 0	0 0	0 0	0 0
15 Shelley Duncan, R (1, 10) OBP: 0.316, SLG: 0.412 1 Sean Rodríguez, R (10, PR) OBP: 0.294, SLG: 0.214 (10, 10)		C FF 91 F FF 91 S CH 82 0-3 ① K	B FF 91 B FF 90 S FF 91 F SI 91 F CU 78 1 SAFE D CH 82 4-2 21 FC3-6 1-2 BB			B CU 74 F FF 90 B CH 83 X FF 90 2-1 ① P2		B FF 84 B SL 78 X SL 78 2-0 ① F7		C SI 90 S SL 82 B SI 89 B SL 81 B CH 85 B SL 81 4-2 28 F9 21 1B BB	3 0	0 0	0 0	0 0	2 0	1 0	0 0
21 James Loney, L (1, 3) OBP: 0.372, SLG: 0.474		B SI 91 B SI 90 F FF 91 X SI 91 2-1 11 HBP 28 1B 8 SF7 1B	B SI 90 B CH 84 F FF 89 C CU 78 F FF 92 X CH 83 2-2 ② FC3-6 1-2f 2-H			B CH 84 B CU 79 S FF 90 X FF 91 2-1 ② G1		B FF 86 F SL 78 B FF 84 C SL 78 F FF 85 X SL 78 2-2 HR		X SI 89 0-0 11 FC6-4 1-2 1B	5	2	3	1	0	0	1
28 José Molina, R (1, 2) OBP: 0.290, SLG: 0.379		1 SAFE X FF 89 0-0 2 BB 11 HBP 1-2 1B	X FF 91 0-0 P2			B CU 79 B SL 83 X FF 90 2-0 HR		X FF 84 0-0 ② G5-3		S SI 89 C SI 89 X SL 81 0-2 ② F9 2-3	5	1	2	1	0	0	3
11 Yunel Escobar, R (1, 6) OBP: 0.207, SLG: 0.154		D CU 79 H SI 90 2-0 2 BB 1-2 2-3 HBP		B CU 76 B CU 75 X FF 90 2-0 ① P2		C CU 76 B FF 90 B FF 91 C SL 84 B FF 90 X CU 77 3-2 8 1B 1B		S SL 79 B SL 78 X SL 78 1-1 ③ B1		C SI 90 B SI 89 B SI 90 X SI 89 2-1 ③ FC6-4 1-2f	4	0	1	0	0	0	2
Inning Stats	R: 2 E: 0 K: 0 S: 11 H: 2 LOB: 0 BB: 0 P: 14	R: 1 E: 0 K: 1 S: 11 H: 2 LOB: 3 BB: 1 P: 24	R: 1 E: 1 K: 0 S: 11 H: 1 LOB: 1 BB: 1 P: 18	R: 0 E: 0 K: 0 S: 5 H: 0 LOB: 0 BB: 0 P: 11	R: 0 E: 0 K: 0 S: 8 H: 0 LOB: 0 BB: 0 P: 12	R: 1 E: 0 K: 0 S: 14 H: 3 LOB: 2 BB: 0 P: 26	R: 0 E: 0 K: 1 S: 11 H: 0 LOB: 0 BB: 0 P: 18	R: 1 E: 0 K: 0 S: 8 H: 1 LOB: 0 BB: 0 P: 13	R: 0 E: 0 K: 1 S: 10 H: 1 LOB: 1 BB: 1 P: 16	R: 0 E: 0 K: 0 S: 10 H: 1 LOB: 2 BB: 1 P: 18	1B: 7 2B: 0 3B: 0 HR: 4 SF: 1 SAC: 0 DP: 0 HBP: 1	WP: 0 PB: 0 SB: 0 CS: 1 PA: 45					

TOP

Tampa Bay Rays @ Baltimore Orioles

Oriole Park at Camden Yards, Baltimore, MD

Thu Apr 18 2013, 7:08 PM - 10:36 PM EDT

Att. 13,986 - Partly Cloudy - 59 F

livebaseballscorecards.com

AB	39
R	6
H	11
RBI	5
BB	4
SO	3
LOB	13

PITCHER		IP	WLS	BF	H	R	ER	SO	BB	IBB	HBP	BLK	WP	HR	S	P	ERA	WHIP
50 Miguel González, R ERA: 4.0	(1, 1)	5.2		28	8	5	4	1	2	0	1	0	0	0	3	57	101	6.35	1.765
17 Brian Matusz, L ERA: 1.59	(6, 1)	1.1		4	0	0	0	1	0	0	0	0	0	0	0	14	22	0.00	0.000
56 Darren O'Day, R ERA: 1.13	(8, 1)	1.0	B	4	1	1	1	0	0	0	0	0	0	1	0	8	13	9.00	1.000
43 Jim Johnson, R ERA:	(9, 1)	1.0		4	1	0	0	1	1	0	0	0	0	0	0	10	16	0.00	2.000
40 Troy Patton, L ERA:	(10, 1)	1.0	W	5	1	0	0	0	1	0	0	0	0	0	0	10	18	0.00	2.000

PITCHER	IP	WLS	BF	H	R	ER	SO	BB	IBB	HBP	BLK	WP	HR	S	P	ERA	WHIP

Batter	1	2	3	4	5	6	7	8	9	10	AB	R	H	RBI	BB	SO	LOB
21 Nick Markakis, L (1, 9) OBP: 0.377, SLG: 0.444	F SI 91 S SI 92 C SI 93 0-3 ① K		F SI 91 B SI 93 F SI 92 B SI 94 X SI 94 2-2 ① G5-3		F SI 93 C SI 93 X FF 94 0-2 13 2B 2-3 1B		B SI 96 B SL 84 X SI 96 2-0 ③ G4-3			C FC 86 B CU 76 X FC 86 1-1 10 1B 13 1B 32 HR 1B	5	1	2	0	0	1	0
13 Manny Machado, R (1, 5) OBP: 0.299, SLG: 0.365	F SI 93 B KC 80 B CH 84 B SI 92 F SI 92 C SI 93 3-3 ② K		B KC 79 S CH 82 X FC 88 1-1 ② G4-3		B FF 92 X CH 84 1-0 ③ 1-H 3-H 2B			C CU 79 B FS 82 C CU 79 S FS 82 1-3 ① K		B FF 88 X FF 88 1-0 10 1B 32 HR 1-2 1B	5	1	2	1	0	2	0
10 Adam Jones, R (1, 8) OBP: 0.385, SLG: 0.563	C KC 79 F FC 88 S KC 80 0-3 ③ K		B SI 94 B KC 77 S SI 93 S SI 93 F SI 94 S KC 80 2-3 ③ K			X KC 77 0-0 ① L1-3		B FF 90 B FF 90 X CU 78 2-0 ② G6-3		X SL 80 0-0 32 HR 1-2 2-3 1B	5	1	1	0	0	2	0
32 Matt Wieters, S (1, 2) OBP: 0.328, SLG: 0.451		B FF 90 C SI 91 B CH 83 X SI 91 2-1 19 1B 2B	S KC 78 B KC 78 F FF 94 C FF 90 1-3 ① K			B KC 76 B KC 77 F CH 81 F FC 87 F FC 88 F KC 78 B KC 79 F FC 89 C SI 93 3-3 ② K		B CU 78 S FS 81 B CU 79 S CU 78 T FF 89 2-2 ③ K		X SL 78 0-0 1-H 2-H 3-H HR	5	2	2	4	0	3	0
19 Chris Davis, L (1, 3) OBP: 0.452, SLG: 0.784		X KC 78 0-0 2 FC4-6 2-H 1B	T FF 93 B KC 81 B SI 95 X SI 93 2-1 2 G4-6-3 1B			F KC 78 B SI 93 F KC 76 B SI 93 B SI 92 X SI 94 3-2 ③ G4-3			X FC 88 0-0 ① F7		4	0	2	1	0	0	0
2 J.J. Hardy, R (1, 6) OBP: 0.246, SLG: 0.368		C SI 92 F SI 94 B SI 94 X FC 90 1-2 ① FC4-6 14 HR 1-2f	C SI 94 B SI 95 F SI 94 1 SAFE X SI 95 1-2 ②③ G4-6-3 1-2f				C FC 85 X SI 91 0-1 28 HR 2B		C SI 90 B CU 77 X SI 90 1-1 ② G6-3		4	2	1	0	0	0	2
28 Steve Pearce, R (1, 10) OBP: 0.167, SLG: 0.294 36 Chris Dickerson, L (9, PR) OBP: 0.500, SLG: 0.333 (10, 10)		X CH 82 0-0 ② F7			C KC 78 C FC 89 F KC 79 X CH 85 0-2 ① F8		B FF 95 S FF 95 B FF 94 T SI 95 F FF 96 B FF 94 X FF 95 3-2 2-H HR		B CU 77 X SI 90 1-0 14 S 1B		4 0	1 0	2 0	2 0	0 0	0 0	1 0
14 Nolan Reimold, R (1, 7) OBP: 0.289, SLG: 0.350		X SI 93 0-0 1-H HR			X KC 79 0-0 ② L6		S FF 96 B FF 95 B SL 88 S FF 93 S SI 95 2-3 ① K		1 SAFE B SI 90 1 SAFE B SI 89 I IN 76 I IN 79 4-0 1-2 IBB		3	1	1	2	1	1	0
12 Alexi Casilla, S (1, 4) OBP: 0.316, SLG: 0.389 9 Nate McLouth, L (9, PH) OBP: 0.346, SLG: 0.333 3 Ryan Flaherty, L (10, 4) OBP: 0.103, SLG: 0.179		B SI 93 X FC 86 1-0 ③ G3			B SI 93 B FF 92 F FF 93 F SI 93 F SI 93 B KC 80 X FC 89 3-2 21 1B 13 2B 2B		L FF 93 F FF 95 X SI 96 0-2 ② F8		F FC 89 B FC 86 X FC 88 1-1 ③ F8		3 1 0	1 0 0	1 0 0	0 0 0	0 0 0	0 0 0	0 2 0
Inning Stats	R: 0 H: 0 E: 0 LOB: 0 K: 3 BB: 0 S: 9 P: 12	R: 3 H: 3 E: 0 LOB: 0 K: 0 BB: 0 S: 9 P: 13	R: 0 H: 0 E: 0 LOB: 0 K: 1 BB: 0 S: 9 P: 14	R: 0 H: 1 E: 0 LOB: 0 K: 1 BB: 0 S: 8 P: 12	R: 1 H: 3 E: 0 LOB: 2 K: 0 BB: 0 S: 13 P: 17	R: 0 H: 0 E: 0 LOB: 0 K: 1 BB: 0 S: 10 P: 16	R: 2 H: 2 E: 0 LOB: 0 K: 1 BB: 0 S: 13 P: 20	R: 0 H: 0 E: 0 LOB: 0 K: 2 BB: 0 S: 7 P: 12	R: 0 H: 1 E: 0 LOB: 2 K: 0 BB: 1 S: 6 P: 13	R: 4 H: 4 E: 0 LOB: 0 K: 0 BB: 0 S: 5 P: 7	1B: 7 2B: 4 3B: 0 HR: 3	SF: 0 SAC: 0 DP: 1 HBP: 0	WP: 0 PB: 0 SB: 1 CS: 0	PA: 40				

PITCHER		IP	WLS	BF	H	R	ER	SO	BB	IBB	HBP	BLK	WP	HR	S	P	ERA	WHIP
14 David Price, L ERA: 6.26	(1, 1)	6.0		24	8	5	5	6	0	0	0	0	0	1	60	86	7.50	1.333
57 Jake McGee, L ERA: 8.53	(7, 1)	1.0	B	4	1	1	1	1	0	0	0	0	0	1	11	18	9.00	1.000
62 Joel Peralta, R ERA: 2.57	(8, 1)	1.0		3	0	0	0	2	0	0	0	0	0	0	7	12	0.00	0.000
35 Jamey Wright, R ERA: 2.16	(9, 1)	1.0	L	6	2	1	1	0	0	1	0	0	0	0	8	16	9.00	2.000
47 Brandon Gomes, R ERA: 6.35	(10, 1)	0.0		3	3	3	3	0	0	0	0	0	0	1	3	4	∞	∞

PITCHER	IP	WLS	BF	H	R	ER	SO	BB	IBB	HBP	BLK	WP	HR	S	P	ERA	WHIP

BOTTOM

Tampa Bay Rays @ Baltimore Orioles

Oriole Park at Camden Yards, Baltimore, MD

Thu Apr 18 2013, 7:08 PM - 10:36 PM EDT

Att. 13,986 - Partly Cloudy - 59 F

livebaseballscorecards.com

AB	39
R	10
H	14
RBI	10
BB	1
SO	9
LOB	5

Oakland Athletics @ Tampa Bay Rays

Tropicana Field, St. Petersburg, FL

Fri Apr 19 2013, 7:13 PM - 10:19 PM EDT

Att. 15,115 - Dome - 72 F

TOP

livebaseballscorecards.com

Batter	1	2	3	4	5	6	7	8	9	AB	R	H	RBI	BB	SO	LOB
4 Coco Crisp, S (1, 8) OBP: 0.441, SLG: 0.759	X FF 90 0-0 5 F9 8 1B 2B	B FF 89 X FF 90 1-0 ① F9	B CH 86 D CH 86 X FF 91 2-0 ① ② G4-6-3 1-2f 2-3	B FF 90 B CH 86 C FF 90 X FF 91 2-1 HR	C CH 84 D SI 95 C SI 96 B FF 98 B CH 85 D CH 86 4-2 1-2 2-3 BB	4	2	2	1	1	0	2
5 John Jaso, L (1, 2) OBP: 0.333, SLG: 0.367	B FF 90 D KC 78 C CH 84 B KC 78 C FF 89 X CH 86 3-2 ① F9 2-3	C KC 78 F SI 90 B KC 81 X CU 81 1-2 ② G4-3	C KC 80 X KC 80 0-1 ③ G3	B KC 78 C SI 91 C KC 79 X CH 87 1-2 ③ G4-3	C SI 97 B SI 97 C CH 86 S CH 86 1-3 ① K	5	0	0	0	0	1	5
15 Seth Smith, L (1, 10) OBP: 0.479, SLG: 0.619	B KC 77 B KC 78 D CH 86 B SI 90 4-0 8 1B 37 1B BB	C KC 78 C KC 79 B CH 86 X CH 86 2-1 ③ G4-3	C KC 79 X CH 86 0-1 ① G1-3	B KC 77 X FF 89 1-0 ① F8	S CH 85 B CH 85 S SI 97 D CH 86 X CH 85 2-2 ② ③ G1-2-3 3-Hf	4	1	0	0	1	0	3
8 Jed Lowrie, S (1, 6) OBP: 0.479, SLG: 0.683	C SI 90 B SI 90 X CH 85 1-1 37 1B 1-2 3-H 1B	X KC 77 0-0 1B	B KC 80 B KC 78 C FF 90 C FF 90 B KC 80 F FF 91 F SI 91 F CH 86 X KC 79 3-2 37 1B 1B	C CH 86 X CH 85 0-1 2B	4	0	4	1	0	0	0
37 Brandon Moss, L (1, 3) OBP: 0.393, SLG: 0.490	X KC 79 0-0 ② 1-2 2-H 1B	X FF 89 0-0 ① L8	X CH 84 0-0 1-2 1B	S CU 76 B FC 86 F FC 88 H CU 80 2-2 16 FC4 HBP	3	0	2	1	0	0	1
25 Chris Young, R (1, 7) OBP: 0.281, SLG: 0.357	X SI 90 0-0 ③ G5-3	D SI 90 C KC 78 1 SAFE F CH 85 1 SAFE S SI 90 1-3 ② K	C SI 90 B CH 86 B CH 86 C FF 91 X FF 91 2-2 ② F6	C SL 85 B FF 94 X SL 84 1-1 ② F8	4	0	0	0	0	1	6
16 Josh Reddick, L (1, 9) OBP: 0.236, SLG: 0.217	C FF 89 X KC 79 0-1 ① G3	C KC 77 F SI 90 F KC 80 B FF 91 S CH 85 1-3 ③ K	B KC 80 B KC 79 S CH 85 B FF 90 C FF 90 S CH 86 3-3 ③ K	X FF 93 0-0 ③ FC4 1-2f	4	0	0	0	0	2	5
20 Josh Donaldson, R (1, 5) OBP: 0.310, SLG: 0.424	X SI 89 0-0 ② G5-3	B SI 89 F CH 84 C FF 91 B CH 86 B KC 81 X CH 85 3-2 4 G4-6-3 28 1B 1B	C SI 91 F SI 91 B FF 90 X CH 86 1-2 ① L4	S SL 84 X FC 88 0-1 4 BB 28 BB 15 G1-2-3 1B	4	0	2	0	0	0	0
28 Eric Sogard, L (1, 4) OBP: 0.367, SLG: 0.386	B FF 89 B FF 89 X FF 89 2-0 ③ F8	X SI 91 0-0 4 G4-6-3 1-2 1B	B KC 78 B CH 85 B FF 90 C FF 89 C FF 89 F FF 88 X CH 85 3-2 ② G3	B CH 83 B SI 96 C CH 82 B CH 83 C SI 96 B CH 85 4-2 4 BB 1-2 BB	3	0	1	0	1	0	0

Inning Stats	1	2	3	4	5	6	7	8	9
	R: 2 E: 0 K: 0 S: 8	R: 0 E: 0 K: 0 S: 4	R: 0 E: 0 K: 0 S: 6	R: 0 E: 0 K: 2 S: 9	R: 0 E: 0 K: 0 S: 7	R: 0 E: 0 K: 1 S: 15	R: 1 E: 0 K: 0 S: 12	R: 0 E: 0 K: 0 S: 8	R: 0 E: 0 K: 1 S: 12
	H: 3 LOB: 1 BB: 1 P: 16	H: 0 LOB: 0 BB: 0 P: 6	H: 0 LOB: 0 BB: 0 P: 10	H: 1 LOB: 1 BB: 0 P: 11	H: 2 LOB: 1 BB: 0 P: 12	H: 2 LOB: 2 BB: 0 P: 23	H: 1 LOB: 0 BB: 0 P: 19	H: 1 LOB: 2 BB: 0 P: 12	H: 1 LOB: 2 BB: 2 P: 23

1B: 8	SF: 0
2B: 2	SAC: 0
3B: 0	DP: 2
HR: 1	HBP: 1

WP: 0	PA: 39
PB: 0	
SB: 0	
CS: 0	

AB	35
R	3
H	11
RBI	3
BB	3
SO	4
LOB	22

PITCHER	IP	WLS	BF	H	R	ER	SO	BB	IBB	HBP	BLK	WP	HR	S	P	ERA	WHIP
53 Alex Cobb, R (1, 1) ERA: 2.53	7.1	W	31	10	3	3	3	1	0	0	0	0	1	64	101	3.68	1.500
35 Jamey Wright, R (8, 1) ERA: 2.16	0.0		1	0	0	0	0	0	0	1	0	0	0	2	4	∞	∞
43 Kyle Farnsworth, R (8, 1) ERA: 4.5	0.2		3	1	0	0	0	0	0	0	0	0	0	5	6	0.00	1.500
56 Fernando Rodney, R (9, 1) ERA: 5.79	1.0		4	0	0	0	1	2	0	0	0	0	0	10	21	0.00	2.000

PITCHER	IP	WLS	BF	H	R	ER	SO	BB	IBB	HBP	BLK	WP	HR	S	P	ERA	WHIP

BOTTOM

Oakland Athletics @ Tampa Bay Rays

Tropicana Field, St. Petersburg, FL

Fri Apr 19 2013, 7:13 PM - 10:19 PM EDT

Att. 15,115 - Dome - 72 F

livebaseballscorecards.com

Batter	1	2	3	4	5	6	7	8	9	AB	R	H	RBI	BB	SO	LOB
8 Desmond Jennings, R (1, 8) OBP: 0.314, SLG: 0.435	B SI 89 B FF 92 B SI 91 C SI 92 B SI 92 4-1 2 G3 18 1B BB	X FC 86 0-0 ① G5-3		C FF 86 C FC 82 B F CU 70 F FC 82 B FF 88 B FF 86 B FF 89 4-2 2 S 18 1B BB		C SI 90 X CH 83 0-1 ① G6-3		B FF 91 1 SAFE B SI 90 F SL 89 C SL 88 B FF 94 X SL 89 3-2 ①② G6-4-3 1-2f		3	2	0	0	2	0	1
2 Kelly Johnson, L (1, 7) OBP: 0.333, SLG: 0.405 5 Sam Fuld, L (8, 7) OBP: 0.111, SLG: 0.077	C SI 90 X SI 91 0-1 ① G3 1-2	C FC 87 S CH 75 F CU 73 B FF 90 F CU 71 B FC 84 F FF 89 B FF 88 B CH 76 4-2 18 G4-3 18 S BB		1 SAFE 1 SAFE B FF 87 1 SAFE F FF 88 F FF 87 B FC 84 1 SAFE B CU 71 3-3 ① C CU 70 K 1-2		C CU 71 B SL 84 B SI 92 S SL 82 S CU 73 2-3 K		C SI 92 C CH 82 F FF 92 B CH 84 C CH 82 1-3 ③ K		3 1	0 0	0 0	0 0	1 0	2 1	2 0
18 Ben Zobrist, S (1, 9) OBP: 0.388, SLG: 0.393	L SI 90 B SI 91 X CH 85 1-1 15 BB 1 1B 1B 2-H	B FF 89 D CU 71 F FF 88 B CU 71 X FF 90 3-1 ② G4-3 1-3		C CU 69 B CH 75 B FF 88 C FF 88 B FC 82 X CU 71 3-2 3 S 3 HR 1B 2-H		X SI 91 0-0 ② P4				4	2	2	2	0	0	2
3 Evan Longoria, R (1, 5) OBP: 0.364, SLG: 0.509	C SI 92 D KC 76 F SI 92 1 SAFE B SL 81 S SL 83 2-3 ② K	C CU 71 S CU 71 F CU 72 X FC 83 0-2 ③ G5-3		T FF 90 C FF 88 B FF 89 X FF 89 1-2 1-H HR		B SL 85 D CH 84 C SI 91 C CU 73 1 SAFE S SL 84 2-3 ③ K				4	1	1	2	0	2	3
15 Shelley Duncan, R (1, 10) OBP: 0.333, SLG: 0.432	B FF 92 B SI 92 B SI 90 C FF 90 C SI 92 D SL 83 4-2 19 1B 1 1B 59 1B 1-2 BB	C FF 88 F CU 70 B FC 81 X FF 90 1-2 19 1B 2B		B FF 90 F FC 82 B CU 72 C FF 86 X FC 83 2-2 ② F9			C SL 80 X SL 82 0-1 ① F7			3	2	1	0	1	0	0
1 Sean Rodríguez, R (1, 3) OBP: 0.300, SLG: 0.235 21 James Loney, L (7, PH) OBP: 0.386, SLG: 0.487 (8, 3)	C FF 93 F SL 84 B SI 92 B SL 84 B FF 93 X FF 94 3-2 19 1B 59 1B 1-2 2-H 1B	D CU 71 X CU 70 1-0 ① F9	X FF 89 0-0 ③ F8				C SL 82 B SI 90 F SI 88 F CH 71 B CH 68 F SL 83 F SI 88 X SL 82 2-2 1B			3 1	1 0	1 1	1 0	0 0	0 0	1 0
19 Ryan Roberts, R (1, 4) OBP: 0.250, SLG: 0.250	C SL 81 B SI 92 B FF 92 X SL 82 2-1 59 1B 1-2 2-3 1B	B FF 88 B CU 70 C FF 88 F CU 71 X FC 83 2-2 2-H 1B			C SI 90 C CU 71 B SL 81 B SI 92 X SI 91 2-2 ① P3		B SL 81 X SL 80 1-0 ② F7			4	0	2	1	0	0	1
59 Jose Lobaton, S (1, 2) OBP: 0.182, SLG: 0.227	B FF 93 S KC 78 X SI 93 1-1 11 FC5-4 1B 1-3 2-H 3-H	1 SAFE B FF 87 F FF 86 1 SAFE X FF 87 1-1 ② P4			F SI 91 S SL 85 X SL 84 0-2 ② G5-3		1 SAFE C SI 89 X SL 82 0-1 ③ F8			4	0	1	2	0	0	2
11 Yunel Escobar, R (1, 6) OBP: 0.210, SLG: 0.161	B FF 93 X SI 92 1-0 ③ FC5-4 1-2f	P PO 85 X FF 88 1-0 ③ P3			X SI 92 0-0 ③ F8			B FF 91 B FF 92 C FF 93 C FF 92 B CU 83 X FF 92 3-2 8 G6-4-3 1B		4	0	1	0	0	0	3

Inning Stats	1	2	3	4	5	6	7	8	9
	R: 4 E: 0 K: 1 S: 18 H: 4 LOB: 2 BB: 2 P: 36	R: 0 E: 0 K: 0 S: 12 H: 0 LOB: 1 BB: 1 P: 19	R: 1 E: 0 K: 0 S: 11 H: 2 LOB: 1 BB: 0 P: 16	R: 3 E: 0 K: 1 S: 17 H: 2 LOB: 0 BB: 1 P: 30	R: 0 E: 0 K: 0 S: 7 H: 0 LOB: 0 BB: 0 P: 9	R: 0 E: 1 K: 2 S: 9 H: 0 LOB: 1 BB: 0 P: 13	R: 0 E: 0 K: 0 S: 11 H: 1 LOB: 1 BB: 0 P: 14	R: 0 E: 0 K: 1 S: 10 H: 1 LOB: 0 BB: 0 P: 17	

1B: 8	SF: 0	WP: 0
2B: 1	SAC: 0	PB: 0
3B: 0	DP: 1	SB: 3
HR: 1	HBP: 0	CS: 0

PA: 38

	AB	34
	R	8
	H	10
	RBI	8
	BB	4
	SO	5
	LOB	15

PITCHER		IP	WLS	BF	H	R	ER	SO	BB	IBB	HBP	BLK	WP	HR	S	P	ERA	WHIP
49 Brett Anderson, L ERA: 5.95	(1, 1)	1.0	L	9	4	4	4	1	2	0	0	0	0	0	18	36	36.00	6.000
58 Evan Scribner, R ERA: 4.26	(2, 1)	3.0		15	4	4	4	1	2	0	0	0	0	1	40	65	12.00	2.000
13 Jerry Blevins, L ERA: 0.93	(5, 1)	2.0		7	0	0	0	2	0	0	0	0	0	0	16	22	0.00	0.000
47 Pat Neshek, R ERA: 4.05	(7, 1)	1.0		4	1	0	0	0	0	0	0	0	0	0	11	14	0.00	1.000
44 Chris Resop, R ERA: 3.38	(8, 1)	1.0		3	1	0	0	1	0	0	0	0	0	0	10	17	0.00	1.000

PITCHER	IP	WLS	BF	H	R	ER	SO	BB	IBB	HBP	BLK	WP	HR	S	P	ERA	WHIP

Batter	1	2	3	4	5	6	7	8	9	AB	R	H	RBI	BB	SO	LOB
4 Coco Crisp, S (1, 8) OBP: 0.417, SLG: 0.710	C FF 90 B FF 88 B FF 90 B CH 79 X FF 91 3-1 ① F9		1 SAFE B FF 89 B FF 88 C FF 89 1 SAFE C FF 89 X FF 91 2-2 ②③ F8 1-1			B FF 89 C FF 89 T CU 75 F FF 90 B FF 89 F CH 78 F CU 76 F FF 90 X CH 76 2-2 ② L7			C CH 82 B CH 85 F CH 84 X CH 85 1-2 E4	4	0	0	0	0	0	1
5 John Jaso, L (1, 10) OBP: 0.310, SLG: 0.340	C FF 89 B CU 76 B FF 90 F FF 90 S FF 90 2-3 ② K			B CU 72 F FF 90 B CH 76 C CH 76 B FF 90 X FF 90 3-2 ① P6		S CH 76 B CH 76 C CU 75 S CU 77 1-3 ③ K			B SI 96 C CH 84 1 SAFE S SI 96 C FF 98 1-3 ② K	4	0	0	0	0	3	1
15 Seth Smith, L (1, 7) OBP: 0.462, SLG: 0.587	C FF 90 S CH 79 T CU 78 0-2 ③ K			X FF 90 0-0 1B			B CH 77 B CH 77 C CH 77 B CU 75 F CH 76 F CU 73 X CH 78 3-2 ① G4-3		B CH 85 S CH 85 B SI 96 X CH 85 2-1 ③ G4-3	4	0	1	0	0	1	1
8 Jed Lowrie, S (1, 6) OBP: 0.459, SLG: 0.652		S CH 77 B CH 79 F FF 90 X CU 78 1-2 ① G5-3		F CU 72 S FF 89 F CU 77 S FF 90 0-3 ② K			F FF 90 C FF 90 B CU 77 F FF 90 B CH 76 X CU 77 2-2 ② G3			3	0	0	0	0	1	1
37 Brandon Moss, L (1, 3) OBP: 0.390, SLG: 0.481		X CH 76 0-0 1B		C FF 90 S CU 77 D CU 77 S CH 77 1-3 ③ K			X CU 75 0-0 ③ G6-3			3	0	1	0	0	1	1
36 Derek Norris, R (1, 2) OBP: 0.500, SLG: 0.500		B FF 90 C CH 79 X SI 89 1-1 ② L5			B CU 72 B FF 90 C FF 90 B CH 78 F FF 90 F CH 78 B FF 91 4-2 16 L6-3 BB			C CU 78 F CU 79 B FF 90 B FS 80 X FS 80 2-2 ① G6-3		2	0	0	0	1	0	1
16 Josh Reddick, L (1, 9) OBP: 0.224, SLG: 0.204		B FF 90 B CU 72 X SI 89 2-0 ③ G4-3			B FF 89 C FF 89 L CU 75 F FF 90 1 SAFE F CU 77 D CU 77 1 SAFE B CH 76 3-2 ①② L6-3 1 SAFE X FF 90 1-1			C CU 80 X FS 80 0-1 ② P6		3	0	0	0	0	0	2
20 Josh Donaldson, R (1, 5) OBP: 0.297, SLG: 0.406			C FF 90 C CU 78 B CU 77 F CH 76 S CH 78 1-3 ① K		F CH 77 S CH 76 B CH 77 B FF 90 X CU 79 2-2 ③ G4-3			C FS 81 S CU 79 B FF 89 F FF 90 F FS 83 C FF 91 1-3 ③ K		3	0	0	0	0	2	0
28 Eric Sogard, L (1, 4) OBP: 0.365, SLG: 0.383			C FF 90 B FF 90 X CH 77 1-1 4 F8 1B			X FF 88 0-0 ① F7			C SI 93 F SI 96 B CH 85 X SI 98 1-2 ① P5	3	0	1	0	0	0	0
Inning Stats	R: 0 E: 0 K: 2 S: 8 H: 0 LOB: 0 BB: 0 P: 13	R: 0 E: 0 K: 0 S: 7 H: 1 LOB: 1 BB: 0 P: 11	R: 0 E: 0 K: 1 S: 9 H: 1 LOB: 0 BB: 0 P: 13	R: 0 E: 0 K: 2 S: 11 H: 1 LOB: 1 BB: 0 P: 15	R: 0 E: 0 K: 0 S: 11 H: 0 LOB: 0 BB: 1 P: 20	R: 0 E: 0 K: 1 S: 11 H: 0 LOB: 0 BB: 0 P: 14	R: 0 E: 0 K: 0 S: 9 H: 0 LOB: 0 BB: 0 P: 14	R: 0 E: 0 K: 1 S: 10 H: 0 LOB: 0 BB: 0 P: 13	R: 0 E: 1 K: 1 S: 11 H: 0 LOB: 1 BB: 0 P: 16	1B: 3 2B: 2 3B: 0 HR: 0 SF: 0 SAC: 0 DP: 2 HBP: 0						

Oakland Athletics @ Tampa Bay Rays

Tropicana Field, St. Petersburg, FL

Sat Apr 20 2013, 7:13 PM - 9:54 PM EDT

Att. 25,611 - Dome - 72 F

TOP

livebaseballscorecards.com

AB	29
R	0
H	3
RBI	0
BB	1
SO	8
LOB	8

PITCHER		IP	WLS	BF	H	R	ER	SO	BB	IBB	HBP	BLK	WP	HR	S	P	ERA	WHIP
58 Jeremy Hellickson, R ERA: 3.55	(1, 1)	7.0	W	23	3	0	0	6	1	0	0	0	0	0	66	100	0.00	0.571
62 Joel Peralta, R ERA: 2.25	(8, 1)	1.0	H	3	0	0	0	1	0	0	0	0	0	0	10	13	0.00	0.000
56 Fernando Rodney, R ERA: 4.76	(9, 1)	1.0	S	4	0	0	0	1	0	0	0	0	0	0	11	16	0.00	0.000

PITCHER	IP	WLS	BF	H	R	ER	SO	BB	IBB	HBP	BLK	WP	HR	S	P	ERA	WHIP

WP: 0 PB: 0 SB: 0 CS: 0 PA: 30

Batter	1	2	3	4	5	6	7	8	9	AB	R	H	RBI	BB	SO	LOB
8 Desmond Jennings, R (1, 8) OBP: 0.311, SLG: 0.424	F FF 94 B CH 78 C FF 93 F CH 80 F SL 82 B FF 96 F SI 93 B CH 81 S SI 93 3-3 ① K		C SL 81 B FF 93 C SL 84 T CH 83 1-2 ② K		B FF 93 X SI 91 1-0 19 BB 1-2 1B			C SL 81 B SL 82 B FF 94 S FF 94 T FF 95 2-2 ① K		4	0	1	0	0	3	0
19 Ryan Roberts, R (1, 4) OBP: 0.281, SLG: 0.233	C FF 94 X FF 93 0-1 ② F8		C SI 94 S SL 83 B FF 93 F CH 82 B FF 94 B SI 93 B SL 84 4-2 BB		B CH 80 F SI 92 B CH 80 D CH 81 B SI 93 4-1 1-2 2-3 BB			C SL 82 X FF 94 0-1 ② F8		2	0	0	0	2	0	0
18 Ben Zobrist, S (1, 9) OBP: 0.380, SLG: 0.383	B FF 94 B SI 90 F FF 93 X CH 78 2-1 3 FC5-4 1B		1 SAFE C SI 93 B FF 93 B SL 82 F SI 93 C CH 82 2-3 ③ K		S CH 82 X SI 94 0-1 ③ G3			B FF 94 B SI 92 X FF 92 2-0 ③ F9		4	0	1	0	0	1	4
3 Evan Longoria, R (1, 5) OBP: 0.362, SLG: 0.500	B FF 93 B SI 92 1 SAFE F FF 92 B FF 93 X SI 92 3-1 ③ FC5-4 1-2f			B SL 79 X SI 92 1-0 ① P5		B FF 92 B CH 79 X SI 91 2-0 15 G5-4-3 1B				3	0	1	0	0	0	1
20 Matt Joyce, L (1, 7) OBP: 0.235, SLG: 0.347		B FF 94 S CH 78 B FF 93 S SI 92 F CH 81 B CH 80 X SI 92 3-2 HR		X CH 80 0-0 ② G4-3		S SI 92 B SI 92 B CH 80 1 SAFE F SI 93 B SI 94 S CH 80 3-3 ① K				3	1	1	1	0	1	1
15 Shelley Duncan, R (1, 10) OBP: 0.311, SLG: 0.400		B FF 92 X FF 91 1-0 ① G6-3	C SI 93 B SL 82 F SI 94 X CU 76 1-2 ③ F7			B SI 93 X SI 92 1-0 ②③ G5-4-3 1-2f				3	0	0	0	0	0	1
21 James Loney, L (1, 3) OBP: 0.362, SLG: 0.452		B FF 93 X SI 92 1-0 ② G4-3			B CH 77 X FF 92 1-0 ① F7		C CH 78 B FF 92 X CH 79 1-1 ① L3			3	0	0	0	0	0	0
28 José Molina, R (1, 2) OBP: 0.324, SLG: 0.406		X FF 92 0-0 ③ G4-3			F SI 91 F CH 80 F SL 80 X SL 84 0-2 19 BB 8 1B 1B		F FF 91 X SI 92 0-1 11 G1-4-3 1B			3	0	2	0	0	0	0
11 Yunel Escobar, R (1, 6) OBP: 0.200, SLG: 0.153			X FF 91 0-0 ① F8		C SI 92 F SI 92 B CH 80 S CH 80 1-3 ② K		F FF 93 C SL 81 D SL 83 B FF 92 B FF 93 F FF 94 1 SAFE X FF 93 3-2 ②③ G1-4-3 1-2f			3	0	0	0	0	1	2
Inning Stats	R: 0 E: 0 K: 1 S: 12 H: 1 LOB: 1 BB: 0 P: 20	R: 1 E: 0 K: 0 S: 7 H: 1 LOB: 0 BB: 0 P: 12	R: 0 E: 0 K: 2 S: 10 H: 0 LOB: 1 BB: 1 P: 17	R: 0 E: 0 K: 0 S: 5 H: 0 LOB: 0 BB: 0 P: 7	R: 0 E: 0 K: 1 S: 12 H: 2 LOB: 3 BB: 1 P: 19	R: 0 E: 0 K: 1 S: 5 H: 1 LOB: 0 BB: 0 P: 11	R: 0 E: 0 K: 0 S: 8 H: 1 LOB: 0 BB: 0 P: 12	R: 0 E: 0 K: 1 S: 6 H: 0 LOB: 0 BB: 0 P: 10		1B: 5 2B: 0 3B: 0 HR: 1 SF: 0 SAC: 0 DP: 2 HBP: 0						

PITCHER		IP	WLS	BF	H	R	ER	SO	BB	IBB	HBP	BLK	WP	HR	S	P	ERA	WHIP
11 Jarrod Parker, R ERA: 7.5	(1, 1)	6.1	L	26	6	1	1	5	2	0	0	0	0	1	55	91	1.42	1.263
48 Ryan Cook, R ERA: 0.87	(7, 1)	1.2		4	0	0	0	1	0	0	0	0	0	0	10	17	0.00	0.000

PITCHER	IP	WLS	BF	H	R	ER	SO	BB	IBB	HBP	BLK	WP	HR	S	P	ERA	WHIP

BOTTOM

Oakland Athletics @ Tampa Bay Rays

Tropicana Field, St. Petersburg, FL

Sat Apr 20 2013, 7:13 PM - 9:54 PM EDT

Att. 25,611 - Dome - 72 F

livebaseballscorecards.com

AB	28
R	1
H	6
RBI	1
BB	2
SO	6
LOB	9

Batter	1	2	3	4	5	6	7	8	9	AB	R	H	RBI	BB	SO	LOB
4 Coco Crisp, S (1, 10) OBP: 0.434, SLG: 0.703 7 Nate Freiman, R (9, PH) OBP: 0.200, SLG: 0.333	C FF 90 B SL 83 B SI 92 B SI 91 B SI 88 4-1 15 S BB		C CH 84 B SL 84 C CH 84 B SI 93 C SI 92 2-3 ③ K		X SI 92 0-0 8 S 15 1B 1B		B SI 95 B SI 95 B SI 95 B FF 96 4-0 1-2 BB		F FF 93 S FF 92 B FF 92 S FF 92 1-3 ③ K	2 1	0 0	1 0	0 0	2 0	1 1	0 0
15 Seth Smith, L (1, 7) OBP: 0.464, SLG: 0.571	C SI 90 F SI 88 S CH 83 0-3 ① K 1-2			S SI 91 F SI 91 H SI 91 1-2 37 FC4-6 8 BB 16 1B HBP	B CH 84 C SI 90 B SI 90 X CH 83 2-1 8 BB 1-2 1B		C SI 95 F FF 96 X SI 96 0-2 ① L7			3	1	1	0	0	1	3
8 Jed Lowrie, S (1, 6) OBP: 0.462, SLG: 0.632	C FF 90 X CH 83 0-1 ② F7			B CH 82 B SI 90 F SI 91 F SI 90 F SI 90 B SI 91 B SI 90 B CH 82 4-2 37 FC4-6 1-2 BB	B CH 84 B CH 83 B SI 91 4-0 1-2 2-3 BB		C SI 96 F SI 96 F SI 96 B SI 95 B SI 96 T SI 96 2-2 ② K			2	0	0	0	2	1	3
37 Brandon Moss, L (1, 3) OBP: 0.365, SLG: 0.446	B SL 84 S CH 83 X CH 83 1-1 ③ G4-3			F CH 82 S CH 83 D CH 83 B FF 92 B SI 92 X CH 83 3-2 ① FC4-6 16 1B 1-2f 2-3	S CH 83 B SI 92 F CH 83 B SI 92 D CH 84 X CH 83 3-2 ③ F9		B SI 96 B FF 94 C SI 95 S SI 95 C SI 96 2-3 ③ K			4	0	0	0	0	1	8
5 John Jaso, L (1, 2) OBP: 0.290, SLG: 0.316		C SI 90 C SI 90 B CH 83 F SI 90 B SL 85 X CH 83 2-2 ① G3		C SI 90 F CH 84 C SI 91 0-3 ② K		F SL 83 C CH 84 B CH 84 B SL 84 F SI 90 B SI 92 F CH 85 X CH 84 3-2 E7		C FF 92 B SL 80 B FS 82 F FF 92 F SI 92 X FF 91 2-2 ① L7		4	0	0	0	0	1	2
16 Josh Reddick, L (1, 9) OBP: 0.226, SLG: 0.208		C CH 84 B CH 85 F SL 84 B SI 92 C SI 92 2-3 ② K		B CH 84 S CH 84 C SI 92 X CH 84 1-2 25 S 1-3 3-H 1B		C CH 83 F SI 91 S CH 83 0-3 ① K2-3		C FS 83 C SL 81 B FS 86 F SL 80 F FF 92 X FS 85 1-2 ② F7		4	0	1	1	0	2	1
25 Chris Young, R (1, 8) OBP: 0.265, SLG: 0.333		B SL 84 B SI 92 C SI 91 B SI 92 X SI 91 3-1 ③ G6-3		B SL 80 F SL 82 B FF 91 X CH 83 2-1 ③ L3 1-2		C SI 90 S CH 84 S CH 81 0-3 ② K		X FF 93 0-0 ③ F9		4	0	0	0	0	1	3
28 Eric Sogard, L (1, 4) OBP: 0.345, SLG: 0.360 23 Michael Taylor, R (9, PH)			B SI 90 C SI 90 X SI 91 1-1 ① G3		C SI 90 B SL 83 X CH 83 1-1 ① F7	B FF 91 X SI 90 1-0 ③ G4-3			B FF 93 F FF 92 F FF 93 F SL 81 B FS 84 F SL 80 B FS 86 X SI 92 3-2 ① L4	3 1	0 0	0 0	0 0	0 0	0 0	1 0
12 Andy Parrino, S (1, 5) OBP: 0.150, SLG: 0.111			C CH 84 X CH 84 0-1 ② P6		C CH 82 F SL 83 S CH 84 0-3 ② K		B FF 95 B FF 95 B SI 96 B SI 95 4-0 4 BB BB		S FF 93 F FF 92 B SL 79 S FS 85 1-3 ② K	3	0	0	0	1	2	0
Inning Stats	R: 0 E: 0 K: 1 S: 8 H: 0 LOB: 1 BB: 1 P: 13	R: 0 E: 0 K: 1 S: 9 H: 0 LOB: 0 BB: 0 P: 16	R: 0 E: 0 K: 1 S: 7 H: 0 LOB: 0 BB: 0 P: 10	R: 1 E: 0 K: 1 S: 16 H: 1 LOB: 2 BB: 1 P: 27	R: 0 E: 0 K: 1 S: 11 H: 2 LOB: 3 BB: 1 P: 21	R: 0 E: 1 K: 2 S: 12 H: 0 LOB: 1 BB: 0 P: 16	R: 0 E: 0 K: 2 S: 10 H: 0 LOB: 2 BB: 2 P: 22	R: 0 E: 0 K: 0 S: 10 H: 0 LOB: 0 BB: 0 P: 13	R: 0 E: 0 K: 2 S: 11 H: 0 LOB: 0 BB: 0 P: 16	1B: 3 2B: 0 3B: 0 HR: 0 SF: 0 SAC: 0 DP: 0 HBP: 1						

PITCHER		IP	WLS	BF	H	R	ER	SO	BB	IBB	HBP	BLK	WP	HR	S	P	ERA	WHIP
40 Roberto Hernandez, R ERA: 4.74	(1, 1)	6.0	W	26	3	1	1	7	3	0	1	0	0	0	63	103	1.50	1.000
57 Jake McGee, L ERA: 7.36	(7, 1)	1.0	H	5	0	0	0	2	2	0	0	0	0	0	10	22	0.00	2.000
47 Brandon Gomes, R ERA: 4.7	(8, 1)	2.0		6	0	0	0	2	0	0	0	0	0	0	21	29	0.00	0.000

PITCHER	IP	WLS	BF	H	R	ER	SO	BB	IBB	HBP	BLK	WP	HR	S	P	ERA	WHIP

TOP

Oakland Athletics @ Tampa Bay Rays

Tropicana Field, St. Petersburg, FL

Sun Apr 21 2013, 1:43 PM - 4:40 PM EDT

Att. 25,954 - Dome - 72 F

livebaseballscorecards.com

AB	31
R	1
H	3
RBI	1
BB	5
SO	11
LOB	21

WP: 0 PA: 37
PB: 0
SB: 3
CS: 0

Oakland Athletics @ Tampa Bay Rays

Tropicana Field, St. Petersburg, FL

Sun Apr 21 2013, 1:43 PM - 4:40 PM EDT

Att. 25,954 - Dome - 72 F

BOTTOM

Batter	1	2	3	4	5	6	7	8	9	AB	R	H	RBI	BB	SO	LOB
8 Desmond Jennings, R (1, 8) OBP: 0.304, SLG: 0.408	L FF 86 S FF 86 B SI 86 S SI 87 1-3 ① K	C SI 87 F CH 79 B SI 85 X SI 86 1-2 ① F9		C CU 75 X CH 80 0-1 ② G6-3			C CH 79 X CH 79 0-1 19 2B 1B	S FC 90 B FC 90 X CU 74 1-1 ② F8		5	1	1	0	0	1	3
19 Ryan Roberts, R (1, 4) OBP: 0.297, SLG: 0.286	C SI 88 B CU 75 B SI 88 F CH 82 F FF 87 F FF 87 X CH 81 2-2 18 2B 3 E 1B	F CH 82 B SI 87 B CH 81 F FF 86 C SI 88 2-3 ② K		F CH 81 B SI 88 F SI 87 S CU 74 1-3 ③ K			1 SAFE X CH 78 0-0 18 F8 3 WP 1-H 2B	C FC 90 B FC 91 B CU 73 B FF 92 S FC 90 X FC 90 3-2 ③ P6		5	2	2	1	0	2	3
18 Ben Zobrist, S (1, 9) OBP: 0.373, SLG: 0.391	C CU 76 S CH 80 D CU 75 X FF 88 1-2 3 E 1 HBP 1-3 2B	X FF 87 0-0 ③ G1-3			C SI 86 S CU 73 S CU 73 0-3 ① K		C SI 88 D CU 75 F CU 76 B SI 87 X FF 87 2-2 ② F8 2-3			4	1	1	0	0	1	1
3 Evan Longoria, R (1, 5) OBP: 0.356, SLG: 0.500	B SI 88 X CH 82 1-0 E9 1 HBP 2 SF8 2-3 3-H		B CH 79 X CH 80 1-0 1 1B 2 F7 2B		B SI 87 S CH 80 B FF 87 F CU 74 X FF 87 2-2 ② P6		B SL 80 C SL 80 B SL 81 C SL 81 F SL 82 B SL 80 F SL 79 F SL 81 S SL 81 3-3 ③ K 3-H			4	1	1	0	0	1	1
15 Shelley Duncan, R (1, 10) OBP: 0.327, SLG: 0.381	B SI 88 S CU 77 D CU 75 D CU 76 C CU 76 D CU 75 4-2 1 HBP BB		C SI 87 S CH 81 S CU 74 0-3 ① K		B FF 88 S CH 82 B SI 87 B CH 80 S CH 81 S CH 79 3-3 ③ K			F SI 91 F FC 88 B CU 75 B FC 89 B CU 75 B FC 91 4-2 21 WP 21 2B BB		2	1	0	0	2	2	1
1 Sean Rodríguez, R (1, 3) OBP: 0.348, SLG: 0.263 21 James Loney, L (8, 3) OBP: 0.375, SLG: 0.488	S CH 82 F CH 82 B SI 87 H FF 86 2-2 1-2 2-3 3-H HBP		X CU 75 0-0 2 F7 2-3 1B			X SI 86 0-0 ① F8		B FF 92 X SI 93 1-0 5 1B 11 1B 1-H 2B		2 1	0 1	1 1	1 1	0 0	0 0	0 0
2 Kelly Johnson, L (1, 7) OBP: 0.315, SLG: 0.386 5 Sam Fuld, L (7, 7) OBP: 0.143, SLG: 0.111	C SI 87 X FF 86 0-1 ② SF8 3-H		1 SAFE B SI 87 F CU 76 X FF 88 1-1 ② ③ F7 1-2 3-H				B CU 76 C SI 87 X SI 86 1-1 ② F8	C FC 90 B FC 90 X FC 89 1-1 11 1B 2-3 1B		2 1	0 0	0 1	1 0	0 0	0 0	2 0
28 José Molina, R (1, 2) OBP: 0.289, SLG: 0.361	C CH 82 B FF 86 X CH 81 1-1 ③ G4-3			B SI 86 F CH 80 F FF 85 X CU 72 1-2 ① G6-3			B CU 76 B CU 76 F SI 88 X CH 81 2-1 ③ G4-3	S FC 90 S FC 90 S FC 91 0-3 ① K		4	0	0	0	0	1	4
11 Yunel Escobar, R (1, 6) OBP: 0.232, SLG: 0.254		X FF 86 0-0 HR		B CH 80 X CH 80 1-0 2B			C SI 86 X CH 80 0-1 ① G5-3	S FC 90 B FC 90 X FC 90 1-1 1-2 3-H 1B		4	1	3	2	0	0	0
Inning Stats	R: 3 H: 2 E: 1 LOB: 2 K: 1 BB: 1 S: 20 P: 32	R: 1 H: 1 E: 0 LOB: 0 K: 1 BB: 0 S: 8 P: 11	R: 0 H: 2 E: 0 LOB: 2 K: 1 BB: 0 S: 7 P: 9	R: 0 H: 1 E: 0 LOB: 1 K: 1 BB: 0 S: 9 P: 12	R: 0 H: 0 E: 0 LOB: 0 K: 2 BB: 0 S: 9 P: 14	R: 0 H: 0 E: 0 LOB: 0 K: 0 BB: 0 S: 5 P: 8	R: 2 H: 2 E: 0 LOB: 0 K: 1 BB: 0 S: 14 P: 19	R: 2 H: 3 E: 0 LOB: 2 K: 1 BB: 1 S: 15 P: 26		1B: 5 SF: 1 2B: 5 SAC: 0 3B: 0 DP: 0 HR: 1 HBP: 1						

livebaseballscorecards.com

AB	34
R	8
H	11
RBI	6
BB	2
SO	8
LOB	15

WP: 2 PA: 38
PB: 0
SB: 0
CS: 0

PITCHER		IP	WLS	BF	H	R	ER	SO	BB	IBB	HBP	BLK	WP	HR	S	P	ERA	WHIP
57 Tommy Milone, L ERA: 4.26	(1, 1)	6.2	L	30	8	6	4	6	1	0	1	0	0	1	66	96	5.40	1.350
47 Pat Neshek, R ERA: 3.86	(7, 1)	0.1		1	0	0	0	1	0	0	0	0	1	0	6	9	0.00	0.000
60 Jesse Chavez, R ERA: 18.0	(8, 1)	1.0		7	3	2	2	1	1	0	0	0	1	0	15	26	18.00	4.000

PITCHER	IP	WLS	BF	H	R	ER	SO	BB	IBB	HBP	BLK	WP	HR	S	P	ERA	WHIP

Batter	1	2	3	4	5	6	7	8	9	AB	R	H	RBI	BB	SO	LOB
11 Brett Gardner, L (1, 8) OBP: 0.337, SLG: 0.421	B SI 94 B FF 93 B FF 93 C FF 92 C SI 94 B FF 95 4-2 24 FC4-6 BB		C SI 93 B FF 93 C KC 82 F SI 92 C KC 81 1-3 ③ K			B FF 93 C SI 93 B CH 85 B FF 93 C SI 93 F SI 93 F SI 94 B FF 92 4-2 24 E 24 1B BB		C FF 93 B KC 82 B KC 80 X SI 92 2-1 ② G3-1		2	0	0	0	2	1	0
45 Ben Francisco, R (1, 10) OBP: 0.200, SLG: 0.091	C FF 93 C FF 92 B FF 94 S KC 82 1-3 ① K			B CH 84 C CH 85 F SI 94 S KC 81 1-3 ① K		B SI 91 T SI 90 B KC 80 F FF 92 F SI 91 B CH 83 X CH 85 3-2 ① L7		B KC 80 S SI 94 X SI 93 2-1 ③ G5-3		4	0	0	0	0	2	2
24 Robinson Canó, L (1, 4) OBP: 0.390, SLG: 0.653	D FF 92 B FF 92 C FF 94 1 SAFE X FF 93 2-1 ② FC4-6 1-2f			B SI 92 C CH 86 F FF 94 F KC 83 X KC 83 1-2 HR		C FF 92 X SI 92 0-1 E6 1-3 1B			X SI 91 0-0 ① G4-3	4	1	2	1	0	0	1
12 Vernon Wells, R (1, 7) OBP: 0.373, SLG: 0.582	C SI 92 S KC 81 F SI 92 S CH 84 0-3 ③ K			F CH 84 F FF 94 B FF 94 B KC 83 S CH 86 2-3 ② K		B KC 80 F KC 81 F SI 93 S CH 85 1-3 ② K			X FF 94 0-0 ② F9	4	0	0	0	0	3	3
29 Francisco Cervelli, R (1, 2) OBP: 0.389, SLG: 0.478		X FF 92 0-0 ① P3		B KC 81 S CH 84 C KC 82 B SI 94 S CH 87 2-3 ③ K		C CH 84 B FF 91 X CH 85 1-1 ③ F8			C FF 93 C FC 90 B FF 94 B SL 84 X SL 84 2-2 ③ G5-3	4	0	0	0	0	1	2
22 Brennan Boesch, L (1, 9) OBP: 0.250, SLG: 0.500		C SI 93 F SI 93 X SI 93 0-2 ② G5-3			X SI 92 0-0 ① P1		B FF 92 X SI 92 1-0 ① P4			3	0	0	0	0	0	0
26 Eduardo Núñez, R (1, 6) OBP: 0.275, SLG: 0.190		B SI 92 F SI 92 B SI 93 X CH 85 2-1 ③ F8			B SI 92 B SI 92 C SI 92 B CH 86 C SI 93 F SI 94 B SI 95 4-2 BB		C SI 92 B FF 94 F SI 92 X FF 93 1-2 ② P3			2	0	0	0	1	0	0
55 Lyle Overbay, L (1, 3) OBP: 0.283, SLG: 0.414			C FF 93 B KC 82 B KC 81 B FF 93 X SI 92 3-1 ① F9		1 SAFE B KC 80 B FF 94 S FF 94 1 SAFE 1 SAFE X FF 92 2-1 ② P5		X SI 93 0-0 ③ G1-6-3			3	0	0	0	0	0	1
17 Jayson Nix, R (1, 5) OBP: 0.231, SLG: 0.278			X SI 93 0-0 ② F9		T FF 90 B SI 91 B KC 80 1 SAFE S SI 93 B FF 93 C FF 93 3-3 ③ K			F SI 91 C KC 81 B SI 94 T FF 94 1-2 ① K		3	0	0	0	0	2	1
Inning Stats	R: 0 E: 0 K: 2 S: 11 H: 0 LOB: 1 BB: 1 P: 18	R: 0 E: 0 K: 0 S: 6 H: 0 LOB: 0 BB: 0 P: 8	R: 0 E: 0 K: 1 S: 7 H: 0 LOB: 0 BB: 0 P: 11	R: 1 E: 0 K: 3 S: 13 H: 1 LOB: 0 BB: 0 P: 19	R: 0 E: 0 K: 1 S: 9 H: 0 LOB: 1 BB: 1 P: 18	R: 0 E: 1 K: 1 S: 15 H: 1 LOB: 2 BB: 1 P: 24	R: 0 E: 0 K: 0 S: 5 H: 0 LOB: 0 BB: 0 P: 7	R: 0 E: 0 K: 1 S: 7 H: 0 LOB: 0 BB: 0 P: 12	R: 0 E: 0 K: 0 S: 5 H: 0 LOB: 0 BB: 0 P: 7	1B: 1 2B: 0 3B: 0 HR: 1	SF: 0 SAC: 0 DP: 0 HBP: 0					

PITCHER	IP	WLS	BF	H	R	ER	SO	BB	IBB	HBP	BLK	WP	HR	S	P	ERA	WHIP
55 Matt Moore, L (1, 1) ERA: 1.04	8.0	W	29	2	1	1	9	3	0	0	0	0	1	73	117	1.12	0.625
43 Kyle Farnsworth, R (9, 1) ERA: 3.6	1.0		3	0	0	0	0	0	0	0	0	0	0	5	7	0.00	0.000

PITCHER	IP	WLS	BF	H	R	ER	SO	BB	IBB	HBP	BLK	WP	HR	S	P	ERA	WHIP

TOP

New York Yankees @ Tampa Bay Rays

Tropicana Field, St. Petersburg, FL

Mon Apr 22 2013, 7:12 PM - 9:40 PM EDT

Att. 15,331 - Dome - 72 F

livebaseballscorecards.com

AB	29
R	1
H	2
RBI	1
BB	3
SO	9
LOB	10

WP: 0 PA: 32
PB: 0
SB: 0
CS: 0

BOTTOM

New York Yankees @ Tampa Bay Rays

Tropicana Field, St. Petersburg, FL

Mon Apr 22 2013, 7:12 PM - 9:40 PM EDT

Att. 15,331 - Dome - 72 F

livebaseballscorecards.com

Batter	1	2	3	4	5	6	7	8	9	AB	R	H	RBI	BB	SO	LOB
8 Desmond Jennings, R (1, 8) OBP: 0.293, SLG: 0.392	B SI 89 C SI 88 C SI 88 S SL 81 1-3 K ①	F CU 76 C SI 90 C SI 91 0-3 K ②		1 SAFE F CH 84 F CH 83 F SI 92 F SL 80 X SL 79 0-2 G5-3 ③			X SI 90 0-0 SH1-3 ② 1-2			3	0	0	0	0	2	2
19 Ryan Roberts, R (1, 4) OBP: 0.341, SLG: 0.487	C SI 89 F SI 88 X SL 79 0-2 HR	1 SAFE 0-0 CS ③ 1-2	B CU 73 B FF 89 B SI 88 C FF 90 X FF 89 3-1 HR		C FF 89 X SI 88 0-1 18 FC6-4 1B		C CH 84 X SI 92 0-1 G5-3 ③			4	2	3	2	0	0	1
18 Ben Zobrist, S (1, 9) OBP: 0.354, SLG: 0.368	C SI 90 B FF 90 F CH 83 B SI 90 S SL 78 2-3 K ②		X CH 84 0-0 F7 ①		L FF 90 B SI 91 X SI 90 1-1 FC6-4 ① 3 G5-4-3 1-2f			B SI 92 B SI 91 B FF 92 C SI 92 C CH 83 X SI 93 3-2 G3 ①		4	0	0	0	0	1	1
3 Evan Longoria, R (1, 5) OBP: 0.364, SLG: 0.493	B FF 89 X CH 84 1-0 1 3B 1B		B SI 90 B SI 90 B SL 78 C SI 89 S SI 90 B SI 90 4-2 BB		B FF 90 B SI 90 C CH 83 F SI 88 B SL 79 X SL 78 3-2 G5-4-3 ②③ 1-2f			B CU 79 F SL 83 S FF 93 B SI 91 B CH 85 X CH 85 3-2 G6-3 ②		3	1	1	0	1	0	1
1 Sean Rodríguez, R (1, 3) OBP: 0.346, SLG: 0.364 21 James Loney, L (7, 3) OBP: 0.367, SLG: 0.477	D CU 75 X SI 90 1-0 11 HR 1-H 3B		C FF 92 B CH 84 C SI 92 X SI 91 1-2 F9 ②			C CH 82 B CH 83 X CH 82 1-1 E1 11 G6-4-3		B SI 92 C CH 83 F FF 93 X CH 84 1-2 G1-3 ③		3 1	1 0	1 0	1 0	0 0	0 0	1 0
11 Yunel Escobar, R (1, 6) OBP: 0.236, SLG: 0.303	X SI 88 0-0 HR 3-H		B SI 92 F CH 83 C SI 91 F FF 92 B SL 80 F CH 80 B FF 91 X SL 79 3-2 F8 ③			X SI 90 0-0 G6-4-3 ①② 1-2f				3	1	1	2	0	0	2
15 Shelley Duncan, R (1, 10) OBP: 0.327, SLG: 0.364	B CU 75 B CU 73 X FF 90 2-0 G5-3 ③			B CU 73 B FF 90 S CH 84 F FF 90 B SL 80 B SL 80 4-2 BB		B CH 83 F SI 91 S CH 84 B CH 83 F SI 92 S FF 90 2-3 K ③				2	0	0	0	1	1	0
59 Jose Lobaton, S (1, 2) OBP: 0.160, SLG: 0.200		F SI 88 B CH 83 F CH 84 C SI 90 1-3 K ①		F SI 91 B FF 90 T SI 90 S SI 91 1-3 K ①			S SI 89 B SI 90 F FF 90 B SL 79 S FF 90 2-3 K ①			3	0	0	0	0	3	1
5 Sam Fuld, L (1, 7) OBP: 0.194, SLG: 0.138		H SI 91 1-0 19 CS HBP		C SL 79 B SL 80 C SI 92 C FF 91 1-3 K ②			B CU 78 S FF 89 X SI 91 1-1 8 SH1-3 1B			2	0	1	0	0	1	1
Inning Stats	R: 4 H: 4 E: 0 LOB: 0 K: 2 BB: 0 S: 13 P: 20	R: 0 H: 0 E: 0 LOB: 0 K: 2 BB: 0 S: 6 P: 8	R: 1 H: 1 E: 0 LOB: 1 K: 0 BB: 1 S: 13 P: 24	R: 0 H: 0 E: 0 LOB: 1 K: 2 BB: 1 S: 13 P: 19	R: 0 H: 1 E: 0 LOB: 0 K: 0 BB: 0 S: 8 P: 12	R: 0 H: 0 E: 1 LOB: 0 K: 1 BB: 0 S: 7 P: 10	R: 0 H: 1 E: 0 LOB: 1 K: 1 BB: 0 S: 8 P: 11	R: 0 H: 0 E: 0 LOB: 0 K: 0 BB: 0 S: 9 P: 16		1B: 3 SF: 0 2B: 0 SAC: 1 3B: 1 DP: 2 HR: 3 HBP: 1				WP: 0 PA: 33 PB: 0 SB: 0 CS: 1		

PITCHER	IP	WLS	BF	H	R	ER	SO	BB	IBB	HBP	BLK	WP	HR	S	P	ERA	WHIP
52 CC Sabathia, L (1, 1) ERA: 3.34	7.0	L	29	7	5	5	8	2	0	1	0	0	3	68	104	6.43	1.286
43 Adam Warren, R (8, 1) ERA: 1.08	1.0		3	0	0	0	0	0	0	0	0	0	0	9	16	0.00	0.000

PITCHER	IP	WLS	BF	H	R	ER	SO	BB	IBB	HBP	BLK	WP	HR	S	P	ERA	WHIP

AB	28
R	5
H	7
RBI	5
BB	2
SO	8
LOB	10

Batter	1	2	3	4	5	6	7	8	9	AB	R	H	RBI	BB	SO	LOB
11 Brett Gardner, L (1, 8) OBP: 0.322, SLG: 0.400	B SI 92 C SI 92 F SI 94 S KC 80 1-3 ① K		B SI 93 1 SAFE X SI 93 1-0 ②③ G6-3 1-2f			C SI 91 T SI 92 C SI 94 0-3 ① K		X SI 92 0-0 ② G4-3 1-2 3-H		4	0	0	1	0	2	2
26 Eduardo Núñez, R (1, 6) OBP: 0.273, SLG: 0.196	C SI 93 C SI 94 B KC 80 X SI 94 1-2 24 S 1B			C SI 92 C SI 92 S KC 81 0-3 K 24 1B 12 1B		C KC 79 B KC 79 S FC 88 X SI 94 1-2 ② F8		B FC 88 F CH 84 B SI 93 F FC 88 X KC 78 2-2 ③ P3		4	1	1	0	0	1	1
24 Robinson Canó, L (1, 4) OBP: 0.395, SLG: 0.646	C SI 93 C SI 94 T SI 94 0-2 ② K 1-2			1 SAFE S SI 92 1 SAFE 1 SAFE 1 SAFE B SI 92 C SI 93 B SI 94 B SI 94 3-2 1 SAFE X SI 93 1-3 12 1B 1B		X SI 94 0-0 ③ F7			C SI 92 C SI 92 F SI 92 F SI 92 B SI 92 B KC 77 X SI 92 2-2 55 BB 12 S 31 1B 1B	4	1	2	0	0	1	1
12 Vernon Wells, R (1, 7) OBP: 0.367, SLG: 0.563	F SI 93 B SI 94 X CH 85 1-1 ③ L7			F SI 94 X SI 93 0-1 55 G4-6-3 1-2 3-H 1B			B KC 79 S CH 83 X FC 88 1-1 ① F8		C SI 96 F SI 96 S FF 98 0-3 ① K 1-2	4	0	1	1	0	1	2
45 Ben Francisco, R (1, 10) OBP: 0.179, SLG: 0.080 33 Travis Hafner, L (9, PH) OBP: 0.429, SLG: 0.702 (9, 10)		B CH 82 X SI 92 1-0 ① G1-3		C FC 88 C SI 94 X FC 89 0-2 ① F8			B CH 84 B CH 83 C FC 87 F FC 88 F SI 94 B KC 78 X FC 89 3-2 ② F9		I IN 71 I IN 64 I IN 74 I IN 71 4-0 55 BB 31 1B IBB	3 0	0 1	0 0	0 1	0 0	0 1	2 0
55 Lyle Overbay, L (1, 3) OBP: 0.281, SLG: 0.393		B SI 93 C SI 92 S SI 93 X SI 94 1-2 ② G4-3		S SI 93 X SI 95 0-1 ②③ G4-6-3 1-2f			S KC 80 B KC 79 B SI 94 X SI 93 2-1 ③ F8		B CH 83 C SI 98 T SI 97 B CH 86 B SI 97 F CH 86 B CH 85 4-2 31 1B 1-2 2-3 BB	3	0	0	0	1	0	2
19 Chris Stewart, R (1, 2) OBP: 0.333, SLG: 0.476		C SI 93 B KC 80 X SI 94 1-1 ③ G5-3			B CH 83 X SI 92 1-0 31 FC6-4 1B			B SI 91 X CH 82 1-0 ① P4	C SI 97 X SI 98 0-1 ② P3	4	0	1	0	0	0	3
31 Ichiro Suzuki, L (1, 9) OBP: 0.266, SLG: 0.305			C KC 79 F SI 92 X KC 79 0-2 ① L7		C SI 93 X SI 93 0-1 ① FC6-4 17 CS 1-2f			B KC 78 F SI 91 X SI 91 1-1 17 1B 11 G4-3 1B	X SI 99 0-0 1-2 2-H 3-H 1B	4	1	2	2	0	0	1
17 Jayson Nix, R (1, 5) OBP: 0.256, SLG: 0.300			C SI 92 B KC 79 X SI 94 1-1 11 G6-3 1B		1 SAFE B SI 92 B CH 83 B FC 88 C SI 93 F SI 94 S FC 89 3-3 ②③ K 1-2			C FC 88 X FF 89 0-1 11 G4-3 1-3 1B	B SI 97 C CH 86 B SI 98 S SI 97 B FF 98 F CH 86 F CH 85 C SI 97 3-3 ③ K	4	0	2	0	0	2	3
Inning Stats	R: 0 H: 1 E: 0 LOB: 1 K: 2 BB: 0 S: 11 P: 14	R: 0 H: 0 E: 0 LOB: 0 K: 0 BB: 0 S: 6 P: 9	R: 0 H: 1 E: 0 LOB: 0 K: 0 BB: 0 S: 6 P: 8	R: 1 H: 2 E: 0 LOB: 1 K: 1 BB: 0 S: 13 P: 16	R: 0 H: 1 E: 0 LOB: 1 K: 1 BB: 0 S: 6 P: 10	R: 0 H: 0 E: 0 LOB: 0 K: 1 BB: 0 S: 7 P: 8	R: 0 H: 0 E: 0 LOB: 0 K: 0 BB: 0 S: 8 P: 14	R: 1 H: 2 E: 0 LOB: 1 K: 0 BB: 0 S: 9 P: 13	R: 2 H: 2 E: 0 LOB: 2 K: 2 BB: 2 S: 19 P: 32	1B: 9 SF: 0 2B: 1 SAC: 0 3B: 0 DP: 3 HR: 0 HBP: 0						

PITCHER	IP	WLS	BF	H	R	ER	SO	BB	IBB	HBP	BLK	WP	HR	S	P	ERA	WHIP
14 David Price, L (1, 1) ERA: 5.52	8.0	L	30	8	3	3	5	0	0	0	0	1	0	71	99	3.38	1.000
56 Fernando Rodney, R (9, 1) ERA: 5.4	1.0		6	1	1	1	2	1	1	0	0	0	0	14	25	9.00	2.000

PITCHER	IP	WLS	BF	H	R	ER	SO	BB	IBB	HBP	BLK	WP	HR	S	P	ERA	WHIP

TOP

New York Yankees @ Tampa Bay Rays

Tropicana Field, St. Petersburg, FL

Tue Apr 23 2013, 7:12 PM - 10:04 PM EDT

Att. 17,644 - Dome - 72 F

livebaseballscorecards.com

AB	34
R	4
H	9
RBI	4
BB	2
SO	7
LOB	17

WP: 1 PA: 36
PB: 0
SB: 2
CS: 1

Batter	1	2	3	4	5	6	7	8	9	AB	R	H	RBI	BB	SO	LOB
8 Desmond Jennings, R (1, 8) OBP: 0.302, SLG: 0.390	F FF 92 B FF 93 S FF 93 B SL 83 F FF 92 F FF 94 B SL 83 B FF 93 4-2 19 2B 18 SF8 BB		C KC 73 B SL 81 B CH 85 X FF 92 2-1 3 CS 1B		1 SAFE B FF 92 C FF 92 1 SAFE S FF 92 F SL 80 1 SAFE X SL 80 1-2 ③ G4-3			C FC 90 B FC 90 F FC 91 F FC 91 B KC 81 S KC 81 2-3 ① K		3	1	1	0	1	1	1
19 Ryan Roberts, R (1, 4) OBP: 0.333, SLG: 0.488	C FF 93 1 SAFE F FF 93 B SL 82 1 SAFE X SL 82 1-2 18 SF8 1-3 2B		1 SAFE C FF 92 1 SAFE 1 SAFE X SL 80 0-1 ① P6			C FF 92 F FF 93 B FF 92 B FF 93 B FF 93 F FF 92 X FF 92 3-2 ① F8		X FC 88 0-0 ② F9		4	0	1	0	0	0	1
18 Ben Zobrist, S (1, 9) OBP: 0.337, SLG: 0.352	C KC 76 F FF 93 F FF 93 F SL 83 X FF 94 0-2 ① SF8 2-3 3-H		C KC 74 S FF 91 1 SAFE 1 SAFE B FF 92 S SL 81 1-3 ② K			X FF 92 0-0 ② G3		C KC 78 B FC 91 S KC 80 B KC 83 S KC 80 2-3 ③ K		3	0	0	1	0	2	1
3 Evan Longoria, R (1, 5) OBP: 0.358, SLG: 0.521	C KC 75 B FF 93 C FF 92 F FF 92 B SL 83 F KC 76 F FF 94 F FF 93 F FF 94 3-2 ② D KC 76 T SL 82 K		1 SAFE 1 SAFE C FF 91 D SL 82 B CH 84 F FF 92 B SL 80 3-2 ③ CS 1-2	X FF 91 0-0 ① F8		C KC 73 B SL 80 S SL 79 X FF 93 1-2 ③ F9		X FC 90 0-0 HR		4	1	1	1	0	1	1
20 Matt Joyce, L (1, 7) OBP: 0.236, SLG: 0.327	F KC 75 F SL 81 F FF 93 C SL 82 0-3 ③ K			X FF 91 0-0 ② P4			B CH 83 B KC 73 T CH 84 B FF 91 B SL 78 4-1 21 1B 28 1B BB		C FC 91 B FC 90 B FC 91 F FC 90 X FC 90 2-2 ① G3-1	3	1	0	0	1	1	1
11 Yunel Escobar, R (1, 6) OBP: 0.224, SLG: 0.286		C KC 74 F FF 93 B SL 82 X FF 93 1-2 ① F8		B FF 92 X FF 92 1-0 ③ F7			C SL 79 1 SAFE F SL 79 B FF 92 X FF 92 1-2 ① F8		F FC 91 X FC 91 0-1 ② F9	4	0	0	0	0	0	1
21 James Loney, L (1, 3) OBP: 0.377, SLG: 0.479		F FF 93 X CH 85 0-1 1B			C FF 91 X FF 91 0-1 ① P5		C FF 91 1 SAFE X FF 91 0-1 28 1B 1-2 1B		C FC 92 X FC 91 0-1 ③ F7	4	0	2	0	0	0	0
28 José Molina, R (1, 2) OBP: 0.293, SLG: 0.359		C FF 92 S FF 92 B FF 93 S SL 80 1-3 ② K			B FF 91 C SL 79 F FF 92 S SL 82 1-3 ② K		C SL 80 B FF 92 B FF 92 X FF 92 2-1 ② 1-3 2-H 1B			3	0	1	1	0	2	1
2 Kelly Johnson, L (1, 10) OBP: 0.316, SLG: 0.383		C FF 93 X CH 85 0-1 ③ G3			F FF 92 B FF 92 F FF 91 F SL 81 X CH 85 1-2 1B		S SL 80 C SL 80 C SL 81 0-3 ③ K			3	0	1	0	0	1	2
Inning Stats	R: 1 H: 1 E: 0 LOB: 1 K: 2 BB: 1 S: 24 P: 32	R: 0 H: 1 E: 0 LOB: 1 K: 1 BB: 0 S: 10 P: 12	R: 0 H: 1 E: 0 LOB: 0 K: 1 BB: 0 S: 9 P: 15	R: 0 H: 0 E: 0 LOB: 0 K: 0 BB: 0 S: 3 P: 4	R: 0 H: 1 E: 0 LOB: 1 K: 1 BB: 0 S: 13 P: 16	R: 0 H: 0 E: 0 LOB: 0 K: 0 BB: 0 S: 8 P: 12	R: 1 H: 2 E: 0 LOB: 1 K: 1 BB: 1 S: 11 P: 18	R: 0 H: 0 E: 0 LOB: 0 K: 2 BB: 0 S: 8 P: 12	R: 1 H: 1 E: 0 LOB: 0 K: 0 BB: 0 S: 8 P: 10	1B: 5 SF: 1 2B: 1 SAC: 0 3B: 0 DP: 0 HR: 1 HBP: 0						WP: 0 PA: 35 PB: 0 SB: 0 CS: 1

PITCHER		IP	WLS	BF	H	R	ER	SO	BB	IBB	HBP	BLK	WP	HR	S	P	ERA	WHIP
65 Phil Hughes, R ERA: 5.14	(1, 1)	7.0		27	6	2	2	6	2	0	0	0	0	0	78	109	2.57	1.143
30 David Robertson, R ERA: 2.7	(8, 1)	1.0	W	3	0	0	0	2	0	0	0	0	0	0	8	12	0.00	0.000
42 Mariano Rivera, R ERA: 2.57	(9, 1)	1.0	S	4	1	1	1	0	0	0	0	0	0	1	8	10	9.00	1.000

PITCHER	IP	WLS	BF	H	R	ER	SO	BB	IBB	HBP	BLK	WP	HR	S	P	ERA	WHIP

BOTTOM

New York Yankees @ Tampa Bay Rays

Tropicana Field, St. Petersburg, FL

Tue Apr 23 2013, 7:12 PM - 10:04 PM EDT

Att. 17,644 - Dome - 72 F

livebaseballscorecards.com

AB	31
R	3
H	7
RBI	3
BB	2
SO	8
LOB	9

Batter	1	2	3	4	5	6	7	8	9	AB	R	H	RBI	BB	SO	LOB
11 Brett Gardner, L (1, 8) OBP: 0.319, SLG: 0.393	C SI 89 C KC 78 C FF 91 0-3 ① K		B KC 78 C KC 79 C SI 91 X CH 87 1-2 ② G1-3			B SI 90 1 SAFE X CH 84 1-0 ①② G6-3 1-2f			B SI 91 C FF 90 F SI 91 B FF 91 X CH 86 2-2 24 G4-3 31 1B 1B	4	0	1	0	0	1	1
31 Ichiro Suzuki, L (1, 7) OBP: 0.265, SLG: 0.302	B KC 78 X SI 90 1-0 ② F9		B KC 78 B SI 89 B FF 90 C FF 88 C FF 89 F SI 89 X CH 85 3-2 ③ G4-3			C FF 90 S KC 80 F FF 92 X CH 86 0-2 ③ G3			B CH 82 B CH 82 X SI 94 2-0 24 G4-3 1-2 1B	4	0	1	0	0	0	0
24 Robinson Canó, L (1, 4) OBP: 0.378, SLG: 0.614	C KC 79 B FF 90 S CH 86 B KC 82 B SI 91 S CH 87 3-3 ③ K			B FF 90 X FF 90 1-0 ① G6-3 F FF 90 F CH 85 F CH 85 C SI 91 0-3 ② K B KC 79 B FF 91 C FF 90 F CH 85 X KC 80 2-2 ③ G6-3			F CH 84 B CU 81 B KC 79 X CH 84 2-1 ① G3 C FF 91 C SI 90 X SI 90 0-2 ② F9 B KC 78 B KC 79 C SI 91 C SI 90 F CH 86 C SI 92 2-3 ③ K		C CH 85 B SI 96 B SI 95 B CH 85 F SI 97 X CH 86 3-2 ② G4-3 1-2 2-3 S CH 84 S CH 85 B CH 85 F CH 86 X FF 98 1-2 ③ P6	4 3	0 0	0 0	0 0	0 1	1 1	2 2
33 Travis Hafner, L (1, 10) OBP: 0.417, SLG: 0.660		B KC 79 B FF 90 B FF 90 C FF 90 B SI 89 4-1 26 1B BB								3	0	0	0	1	1	2
29 Francisco Cervelli, R (1, 2) OBP: 0.368, SLG: 0.449		F FF 89 F CH 85 C FF 90 0-3 ① K								3	0	0	0	0	2	1
55 Lyle Overbay, L (1, 3) OBP: 0.269, SLG: 0.375		S CH 84 D KC 80 B CH 84 S CH 84 F FF 89 F FF 91 D CH 84 S CH 84 3-3 ② K			X SI 89 0-0 ① F8			C SI 90 B CH 86 S CH 86 B SI 91 X FF 90 2-2 ① G4-3		3	0	0	0	0	1	1
26 Eduardo Núñez, R (1, 6) OBP: 0.276, SLG: 0.204		C KC 77 F CH 85 X CH 85 0-2 1-2 1B			B KC 79 C SI 90 C FF 90 B FF 90 X CH 86 2-2 ② F8			X KC 78 0-0 ② G6-3		3	0	1	0	0	0	0
22 Brennan Boesch, L (1, 9) OBP: 0.222, SLG: 0.444		X CH 85 0-0 ③ F9			C KC 79 B CH 86 B FF 89 B CH 86 X FF 89 3-1 ③ F8			C KC 78 B KC 80 S CH 85 S CH 86 1-3 ③ K		3	0	0	0	0	1	2
17 Jayson Nix, R (1, 5) OBP: 0.261, SLG: 0.302			X FF 89 0-0 ① P4			C SI 89 B KC 81 F FF 91 F CH 87 X FF 91 1-2 11 G6-3 1B			C SI 91 X KC 80 0-1 ① G5-3	3	0	1	0	0	0	0
Inning Stats	R: 0 E: 0 K: 2 S: 7 H: 0 LOB: 0 BB: 0 P: 11	R: 0 E: 0 K: 2 S: 13 H: 1 LOB: 2 BB: 1 P: 20	R: 0 E: 0 K: 0 S: 8 H: 0 LOB: 0 BB: 0 P: 12	R: 0 E: 0 K: 1 S: 8 H: 0 LOB: 0 BB: 0 P: 11	R: 0 E: 0 K: 0 S: 6 H: 0 LOB: 0 BB: 0 P: 11	R: 0 E: 0 K: 0 S: 9 H: 1 LOB: 0 BB: 0 P: 11	R: 0 E: 0 K: 1 S: 9 H: 0 LOB: 0 BB: 0 P: 13	R: 0 E: 0 K: 1 S: 7 H: 0 LOB: 0 BB: 0 P: 10	R: 0 E: 0 K: 0 S: 13 H: 2 LOB: 2 BB: 0 P: 21	1B: 4 2B: 0 3B: 0 HR: 0 SF: 0 SAC: 0 DP: 1 HBP: 0						

PITCHER	IP	WLS	BF	H	R	ER	SO	BB	IBB	HBP	BLK	WP	HR	S	P	ERA	WHIP
53 Alex Cobb, R (1, 1) ERA: 1.82	8.1	W	28	3	0	0	7	1	0	0	0	0	0	72	106	0.00	0.480
56 Fernando Rodney, R (9, 1) ERA: 4.91	0.2	S	3	1	0	0	0	0	0	0	0	0	0	8	14	0.00	1.500

PITCHER	IP	WLS	BF	H	R	ER	SO	BB	IBB	HBP	BLK	WP	HR	S	P	ERA	WHIP

TOP

New York Yankees @ Tampa Bay Rays

Tropicana Field, St. Petersburg, FL

Wed Apr 24 2013, 7:11 PM - 9:55 PM EDT

Att. 19,177 - Dome - 72 F

livebaseballscorecards.com

AB	30
R	0
H	4
RBI	0
BB	1
SO	7
LOB	9

PA: 31

WP: 0
PB: 0
SB: 0
CS: 0

Batter	1	2	3	4	5	6	7	8	9	AB	R	H	RBI	BB	SO	LOB
8 Desmond Jennings, R (1, 8) OBP: 0.300, SLG: 0.383	B SI 87 C SI 89 S SI 91 S FF 86 1-3 K ①		X SI 89 0-0 1B		C CU 76 B FF 88 F SL 84 S SL 82 1-3 K ①		C SL 78 F SL 80 B FF 91 B FF 92 C FF 93 2-3 K ①			4	0	1	0	0	3	2
19 Ryan Roberts, R (1, 4) OBP: 0.306, SLG: 0.447	X SI 90 0-0 F9 ②		C SI 90 C SI 89 1 SAFE B SI 90 S FF 86 1-3 K ②		F SI 89 S SL 84 D SL 83 B FF 88 F FF 88 B SL 82 C SL 82 3-3 K ②		C SL 80 B SL 83 F FF 92 C FF 92 1-3 K ②			4	0	0	0	0	3	3
18 Ben Zobrist, S (1, 9) (7, 6) OBP: 0.345, SLG: 0.373	C SI 91 F CU 76 X SI 90 0-2 1B		B SI 91 1 SAFE C SI 88 B CH 82 F SI 89 S SI 90 2-3 K ③		B SI 89 B SL 82 C SL 81 X CU 76 2-1 2-H 3-H 2B		F FF 92 B FF 92 F FF 92 B SL 83 X SL 81 2-2 P5 ③			4	0	2	2	0	1	1
3 Evan Longoria, R (1, 5) OBP: 0.341, SLG: 0.493	B SI 91 B SI 90 X SI 90 2-0 G5-3 ③			C CU 75 S CH 83 S SL 83 0-3 K ①	B FF 89 B SI 88 C SI 86 X SI 85 2-1 G5-3 ③			B FF 91 B FF 91 C FF 91 X SL 82 2-1 F8 ①		4	0	0	0	0	1	2
1 Sean Rodríguez, R (1, 3) OBP: 0.379, SLG: 0.520 21 James Loney, L (7, 3) OBP: 0.389, SLG: 0.479		F CU 74 S SI 88 B SL 84 C SL 83 1-3 K ①		B CU 74 B CU 74 F SI 89 C CH 82 F SL 82 B SL 83 F SI 90 F SI 89 F SI 87 3-2 X SL 82 1B		X CH 84 0-0 HR		C FF 92 B FF 92 B SL 82 B SL 80 F FF 91 B FF 91 4-2 5 1B BB		3 0	1 0	2 0	1 0	0 1	1 0	0 0
11 Yunel Escobar, R (1, 6) OBP: 0.228, SLG: 0.288 5 Sam Fuld, L (7, 9) OBP: 0.219, SLG: 0.167		B SI 89 B CU 74 X SI 88 2-0 G6-3 ②		X SI 90 0-0 L6 ②		C CU 72 F CH 79 B FF 86 F CH 79 B SL 80 B SL 80 X FF 88 3-2 28 G6-3 1B		F FF 92 C FF 93 X FF 92 0-2 1-2 1B		3 1	0 0	1 1	0 0	0 0	0 0	1 0
15 Shelley Duncan, R (1, 10) OBP: 0.327, SLG: 0.348 20 Matt Joyce, L (8, PH) OBP: 0.232, SLG: 0.321 (9, 10)		B SI 90 F CU 75 B SI 90 B SI 90 B SI 90 4-1 BB		1 SAFE 1 SAFE F SI 88 F SI 88 S FF 88 0-3 K ③		C CU 73 F FF 87 S CH 80 0-3 K ①		C FF 92 C SL 82 B FF 92 S SL 82 1-3 K ②		2 1	0 0	0 0	0 0	1 0	2 1	2 2
28 José Molina, R (1, 2) OBP: 0.289, SLG: 0.333		S SI 91 C FF 86 X SL 83 0-2 G1-3 ③			C CU 75 F SI 88 B FF 86 H SL 82 2-2 2 E 2 1B 18 2B HBP	D CH 80 X CH 79 1-0 G6-3 ② 1-2		B FF 92 X FF 91 1-0 P4 ③		3	1	0	0	0	0	4
2 Kelly Johnson, L (1, 7) OBP: 0.317, SLG: 0.380			B SI 88 S SL 83 F CH 81 S SL 83 1-3 K ①		C SL 82 B SI 88 B SI 89 B CH 82 X SI 87 3-1 E9 18 2B 1-3 1B	S CH 83 F CH 82 B FF 87 B SI 88 F SL 80 D SL 80 X SL 78 3-2 G4-3 ③				3	1	1	0	0	1	1
Inning Stats	R: 0 E: 0 K: 1 S: 8 H: 1 LOB: 1 BB: 0 P: 11	R: 0 E: 0 K: 1 S: 8 H: 0 LOB: 1 BB: 1 P: 15	R: 0 E: 0 K: 3 S: 10 H: 1 LOB: 1 BB: 0 P: 14	R: 0 E: 0 K: 2 S: 14 H: 1 LOB: 1 BB: 0 P: 17	R: 2 E: 1 K: 2 S: 15 H: 2 LOB: 1 BB: 0 P: 28	R: 1 E: 0 K: 1 S: 13 H: 2 LOB: 1 BB: 0 P: 20	R: 0 E: 0 K: 2 S: 9 H: 0 LOB: 0 BB: 0 P: 14	R: 0 E: 0 K: 1 S: 11 H: 1 LOB: 2 BB: 1 P: 19		1B: 6 2B: 1 3B: 0 HR: 1 SF: 0 SAC: 0 DP: 0 HBP: 1				WP: 0 PB: 0 SB: 0 CS: 0 PA: 35		

PITCHER	IP	WLS	BF	H	R	ER	SO	BB	IBB	HBP	BLK	WP	HR	S	P	ERA	WHIP
46 Andy Pettitte, L (1, 1) ERA: 2.22	6.0	L	27	7	3	2	10	1	0	1	0	0	1	68	105	3.00	1.333
27 Shawn Kelley, R (7, 1) ERA: 6.52	2.0		8	1	0	0	3	1	0	0	0	0	0	20	33	0.00	1.000

PITCHER	IP	WLS	BF	H	R	ER	SO	BB	IBB	HBP	BLK	WP	HR	S	P	ERA	WHIP

BOTTOM

New York Yankees @ Tampa Bay Rays

Tropicana Field, St. Petersburg, FL

Wed Apr 24 2013, 7:11 PM - 9:55 PM EDT

Att. 19,177 - Dome - 72 F

livebaseballscorecards.com

AB	32
R	3
H	8
RBI	3
BB	2
SO	13
LOB	18

Batter	1	2	3	4	5	6	7	8	9	AB	R	H	RBI	BB	SO	LOB
8 Desmond Jennings, R (1, 8) OBP: 0.298, SLG: 0.369	B SI 94 B SI 94 B SI 94 C SI 93 C SI 93 B CH 84 4-2 18 G4-3 3 1B BB	C SI 92 B CH 84 C FF 94 X FF 94 1-2 G6-3			S SL 77 C SL 78 S SI 90 0-3 K		B SI 95 F SI 94 F SL 79 X SL 80 1-2 FC5-4 1-2f			3	1	0	0	1	1	3
19 Ryan Roberts, R (1, 4) OBP: 0.302, SLG: 0.420	C SI 90 X SI 92 0-1 L8		C SI 90 B SL 76 C SL 79 B SI 93 F SI 94 F SL 78 B SI 92 B SI 91 4-2 18 FC5-4 BB		B SL 78 C SI 91 F FF 91 X SL 79 1-2 G1-3			C FF 95 F SI 96 B FF 96 S SL 88 1-3 K		3	0	0	0	1	1	1
18 Ben Zobrist, S (1, 6) OBP: 0.330, SLG: 0.354	B FF 94 X CH 85 1-0 G4-3 1-2		B FF 92 C CH 82 B SL 77 X CH 81 2-1 FC5-4 1-2f		C SL 79 B SL 78 F SI 92 S FF 94 2-3 K			F SI 95 B CH 88 B SL 89 F FF 95 X SL 84 2-2 G1-3		4	0	0	0	0	1	2
3 Evan Longoria, R (1, 5) OBP: 0.337, SLG: 0.481	C SL 78 F FF 94 D SL 79 X CH 84 1-2 2-H 1B		C SI 90 C FF 91 F FF 93 C SL 77 0-3 K			C SI 91 F SI 93 B SL 80 S SL 80 1-3 K		C FF 96 X FF 95 0-1 G6-3		4	0	1	1	0	2	1
1 Sean Rodríguez, R (1, 3) OBP: 0.375, SLG: 0.500 21 James Loney, L (9, PH) OBP: 0.400, SLG: 0.490	B FF 93 B FF 94 C SI 90 S SL 78 S SL 80 2-3 K		B SL 76 S SL 76 1 SAFE S SL 77 C FF 93 1-3 K			X SL 79 0-0 15 G5-4-3 1B			X FF 93 0-0 2 DI 1B	3 1	0 0	1 1	0 0	0 0	2 0	2 0
15 Shelley Duncan, R (1, 10) OBP: 0.310, SLG: 0.327 20 Matt Joyce, L (9, PH) OBP: 0.228, SLG: 0.315		C SI 90 X FF 92 0-1 P5		C FF 91 X FF 93 0-1 P4		B SL 77 X SI 92 1-0 G5-4-3 1-2f			B FF 94 B SL 84 X FF 93 2-0 F9	3 1	0 0	0 0	0 0	0 0	0 0	1 1
2 Kelly Johnson, L (1, 7) OBP: 0.297, SLG: 0.352		C SI 93 B SI 90 B SL 80 C SL 78 C SL 80 2-3 K		B SL 77 C SI 91 C FF 93 X SI 92 1-2 G1-3			C SI 94 F SI 91 X SL 79 0-2 F8		B FF 94 C FF 94 X FF 94 1-1 F7 1-2	4	0	0	0	0	1	1
59 Jose Lobaton, S (1, 2) OBP: 0.250, SLG: 0.370 28 José Molina, R (9, PH) OBP: 0.283, SLG: 0.326		F SI 94 F SI 94 B SL 78 B FF 94 B FF 95 B FF 94 4-2 5 BB BB	B FF 92 X FF 92 1-0 HR				B SI 93 F CH 83 B SI 95 X CH 83 2-1 8 FC5-4 1B		S SL 85 C FF 93 F SL 86 S SL 88 0-3 K	2 1	1 0	2 0	1 0	1 0	0 1	0 1
5 Sam Fuld, L (1, 9) OBP: 0.229, SLG: 0.156		B FF 94 B FF 92 B SI 92 B FF 91 4-0 1-2 BB	C SI 92 F FF 93 F SL 78 B SL 79 X FF 94 1-2 F8				X SI 94 0-0 B2			2	0	0	0	1	0	1
Inning Stats	R: 1 E: 0 K: 1 S: 11 H: 1 LOB: 1 BB: 1 P: 19	R: 0 E: 0 K: 1 S: 10 H: 0 LOB: 2 BB: 2 P: 21	R: 0 E: 0 K: 2 S: 13 H: 0 LOB: 1 BB: 1 P: 20	R: 1 E: 0 K: 0 S: 10 H: 1 LOB: 0 BB: 0 P: 13	R: 0 E: 0 K: 2 S: 9 H: 0 LOB: 0 BB: 0 P: 12	R: 0 E: 0 K: 1 S: 5 H: 1 LOB: 0 BB: 0 P: 7	R: 0 E: 0 K: 0 S: 9 H: 1 LOB: 1 BB: 0 P: 12	R: 0 E: 0 K: 1 S: 8 H: 0 LOB: 0 BB: 0 P: 11	R: 0 E: 0 K: 1 S: 8 H: 1 LOB: 1 BB: 0 P: 11	1B: 4 2B: 0 3B: 0 HR: 1 SF: 0 SAC: 0 DP: 1 HBP: 0						WP: 0 PB: 0 SB: 0 CS: 0 PA: 35	

PITCHER		IP	WLS	BF	H	R	ER	SO	BB	IBB	HBP	BLK	WP	HR	S	P	ERA	WHIP
49 Chris Sale, L ERA: 4.09	(1, 1)	7.0	W	28	4	2	2	7	4	0	0	0	0	1	67	104	2.57	1.143
27 Matt Lindstrom, R ERA: 2.79	(8, 1)	1.0	H	3	0	0	0	1	0	0	0	0	0	0	8	11	0.00	0.000
43 Addison Reed, R ERA: 0.9	(9, 1)	1.0	S	4	1	0	0	1	0	0	0	0	0	0	8	11	0.00	1.000

PITCHER	IP	WLS	BF	H	R	ER	SO	BB	IBB	HBP	BLK	WP	HR	S	P	ERA	WHIP

TOP

Tampa Bay Rays @ Chicago White Sox

U.S. Cellular Field, Chicago, IL

Thu Apr 25 2013, 8:12 PM - 11:02 PM EDT

Att. 15,056 - Partly Cloudy - 52 F

livebaseballscorecards.com

AB	31
R	2
H	5
RBI	2
BB	4
SO	9
LOB	14

Batter	1	2	3	4	5	6	7	8	9	AB	R	H	RBI	BB	SO	LOB
30 Alejandro De Aza, L (1, 7) OBP: 0.267, SLG: 0.444	C FF 91 B CU 77 X FF 92 1-1 7 2B 2B	C FF 90 B FF 90 C CU 72 S CU 76 1-3 ③ K			S CH 78 L FF 91 B CU 77 F CH 79 F FF 91 F CU 76 S CH 78 1-3 ② K		F FC 85 B CU 75 F FC 86 B CU 78 S CU 78 2-3 ② K			4	1	1	0	0	3	0
7 Jeff Keppinger, R (1, 4) OBP: 0.198, SLG: 0.226	B FF 91 X CH 79 1-0 14 1B 2-H 2B		B FF 90 X FF 90 1-0 ① F8		B FF 91 S CH 79 B FF 91 X FF 91 2-1 ③ F9		C SI 90 X FC 87 0-1 51 1B 1B			4	1	2	1	0	0	0
51 Alex Rios, R (1, 9) OBP: 0.391, SLG: 0.592	B CU 72 B CU 72 B FF 91 B FF 91 4-0 14 1B 12 SF7 BB		C FF 90 B CU 77 X CU 74 1-1 ② G5-3			B CU 74 B CH 79 B FF 91 F FF 90 D CU 74 4-1 44 HR BB	D SI 89 1 SAFE B FC 87 C SI 89 B SI 90 C SI 90 X SI 91 3-2 1-3 1B			2	2	1	0	2	0	0
44 Adam Dunn, L (1, 10) OBP: 0.185, SLG: 0.284	B FF 91 C FF 92 F FF 91 X CH 78 1-2 ① L8		C CU 74 B CU 76 B CH 77 X CH 79 2-1 ③ L3			1 SAFE F FF 90 X FF 90 0-1 1-H HR	S CU 77 B FC 88 F CU 78 B CU 77 X FC 88 2-2 ③ G3			4	1	1	2	0	0	4
14 Paul Konerko, R (1, 3) OBP: 0.293, SLG: 0.397	C CU 72 X FF 92 0-1 1-3 2-H 1B			C FF 90 C CU 77 B CU 77 S CH 79 1-3 ① K		B FF 91 C CH 80 S CH 80 B CH 79 B FF 91 X CH 80 3-2 ① G1-3		C SI 93 S SL 81 B SL 82 B SL 82 F FF 93 S FS 85 2-3 ① K		4	0	1	1	0	2	0
12 Conor Gillaspie, L (1, 5) OBP: 0.358, SLG: 0.447	C CH 77 B FF 91 B FF 90 X FF 91 2-1 ② SF7 3-H			B CU 72 S CH 80 B CH 79 B CH 78 F FF 90 B CH 78 4-2 10 2B BB		B CU 74 S CH 79 B FF 91 F CU 74 B CH 78 F FF 90 B CH 79 4-2 BB		S SL 82 B SL 82 S FF 93 B FS 86 S SL 80 2-3 ② K		1	0	0	1	2	1	0
10 Alexei Ramirez, R (1, 6) OBP: 0.325, SLG: 0.405	B FF 91 B CU 74 F FF 91 F FF 91 F CU 77 S CH 78 2-3 ③ K			B CU 74 1 SAFE X FF 91 1-0 ② 1-H 2B		S CH 78 S CH 77 D CH 76 F CH 77 F SI 90 F CH 77 X CU 76 1-2 ② F7		B SL 80 F SL 82 B FF 94 F SL 79 S SL 82 2-3 ③ K		4	0	1	0	0	2	2
21 Tyler Flowers, R (1, 2) OBP: 0.279, SLG: 0.418		C FF 89 B CH 78 S CH 78 S CH 79 1-3 ① K		C CU 74 D CH 78 D CH 78 F CU 73 S FF 92 2-3 ③ K		1 SAFE C FF 89 S CU 76 D CU 77 S CH 76 1-3 ③ K				3	0	0	0	0	3	2
28 Dewayne Wise, L (1, 8) OBP: 0.105, SLG: 0.105		C FF 90 F FF 90 B CU 76 X CH 78 1-2 ② G3			C FF 90 F CH 79 F CU 77 B FF 91 F CU 77 C FF 92 1-3 ① K		B SI 89 C FC 86 X FC 86 1-1 ① F7			3	0	0	0	0	1	0
Inning Stats	R: 3 E: 0 K: 1 S: 14 H: 3 LOB: 1 BB: 1 P: 25	R: 0 E: 0 K: 2 S: 9 H: 0 LOB: 0 BB: 0 P: 12	R: 0 E: 0 K: 0 S: 5 H: 0 LOB: 0 BB: 0 P: 9	R: 0 E: 0 K: 2 S: 9 H: 1 LOB: 1 BB: 1 P: 17	R: 0 E: 0 K: 2 S: 13 H: 0 LOB: 0 BB: 0 P: 17	R: 2 E: 0 K: 1 S: 18 H: 1 LOB: 1 BB: 2 P: 31	R: 0 E: 0 K: 1 S: 13 H: 2 LOB: 2 BB: 0 P: 21	R: 0 E: 0 K: 3 S: 10 H: 0 LOB: 0 BB: 0 P: 16								

PITCHER		IP	WLS	BF	H	R	ER	SO	BB	IBB	HBP	BLK	WP	HR	S	P	ERA	WHIP
58 Jeremy Hellickson, R ERA: 4.31	(1, 1)	6.0	L	26	5	5	5	8	4	0	0	0	0	1	68	111	7.50	1.500
35 Jamey Wright, R ERA: 1.93	(7, 1)	1.0		5	2	0	0	1	0	0	0	0	0	0	13	21	0.00	2.000
47 Brandon Gomes, R ERA: 4.15	(8, 1)	1.0		3	0	0	0	3	0	0	0	0	0	0	10	16	0.00	0.000

PITCHER	IP	WLS	BF	H	R	ER	SO	BB	IBB	HBP	BLK	WP	HR	S	P	ERA	WHIP

BOTTOM

Tampa Bay Rays @ Chicago White Sox

U.S. Cellular Field, Chicago, IL

Thu Apr 25 2013, 8:12 PM - 11:02 PM EDT

Att. 15,056 - Partly Cloudy - 52 F

livebaseballscorecards.com

AB	29
R	5
H	7
RBI	5
BB	4
SO	12
LOB	8

1B: 3	SF: 1	WP: 0	PA: 34
2B: 3	SAC: 0	PB: 0	
3B: 0	DP: 0	SB: 0	
HR: 1	HBP: 0	CS: 0	

Batter	1	2	3	4	5	6	7	8	9	AB	R	H	RBI	BB	SO	LOB
20 Matt Joyce, L (1, 9) OBP: 0.242, SLG: 0.373 8 Desmond Jennings, R (9, PR) OBP: 0.298, SLG: 0.369	F FF 90 B SI 91 S FF 87 B CH 85 S FC 86 2-3 ① K		B CU 78 F SI 91 B FC 88 F FC 88 F FC 88 X FC 87 2-2 HR		B SI 89 B CH 82 X SI 90 2-0 ① F7		C FF 95 B SI 95 X FF 96 1-1 ③ G3-1		F FF 94 B CH 86 X SL 84 1-1 19 BB 2-H 1B	5	1	2	2	0	1	0
										0	0	0	0	0	0	0
19 Ryan Roberts, R (1, 4) OBP: 0.293, SLG: 0.389	B SI 92 C FC 86 S FC 87 B SI 92 S FC 86 2-3 ② K		C SI 92 C SI 92 B FC 87 B FC 88 B FC 87 X SI 92 3-2 ② G5-3		X FC 86 0-0 ② F9			C FF 96 F FF 95 S FF 96 0-3 ① K	C FF 92 B SL 82 B SL 81 B SL 85 B FF 92 4-1 1-2 BB	4	0	0	0	1	2	0
18 Ben Zobrist, S (1, 6) OBP: 0.313, SLG: 0.333	C SI 92 B CH 84 S FF 87 X FF 92 1-2 ③ P6		C CU 80 C CH 85 B FC 87 C FF 93 1-3 ③ K		B SI 91 X SI 92 1-0 ③ F8			X FF 96 0-0 ② G3	C FF 93 C SL 85 F FF 94 S SL 86 0-3 ③ K	5	0	0	0	0	2	2
3 Evan Longoria, R (1, 5) OBP: 0.344, SLG: 0.518		X SI 90 0-0 ① F7	C SI 90 B SI 91 C SI 91 X FC 87 1-2 HR			X SI 91 0-0 ① P4		B FF 95 B FF 94 B FF 95 C FF 94 X FF 95 3-1 21 1B		4	1	2	1	0	0	0
21 James Loney, L (1, 3) OBP: 0.424, SLG: 0.547		C SI 90 B CH 86 X SI 91 1-1 1 G3-1 2B	B CU 80 F FC 86 C SI 91 B CH 84 F FF 93 F SL 84 X SI 91 2-2 1 SH5-3 2 1B 2B			X SI 92 0-0 ② F7		F FF 95 B CU 74 B CU 73 X FF 96 2-1 1-2 1B		4	1	3	0	0	0	0
1 Sean Rodríguez, R (1, 7) OBP: 0.371, SLG: 0.484		F FC 87 C SI 92 D SL 84 X FF 92 1-2 ② G3-1 2-3	X FF 92 0-0 ① SH5-3 2-3		C SI 90 B SI 92 S FC 88 X SI 92 1-2 1B			X FF 95 0-0 ③ P5		3	0	1	0	0	0	3
2 Kelly Johnson, L (1, 10) OBP: 0.309, SLG: 0.351		B FC 87 B FC 88 C CH 85 B FF 88 C FF 94 B FC 88 4-2 BB	C CU 81 X CH 84 0-1 5 S 1B 3-H		B FF 88 1 SAFE B SI 91 C FF 91 C SI 91 B SI 91 C SI 92 3-3 ③ K				F FF 94 C SL 88 B FF 95 F SL 87 B FF 94 F SL 87 B FF 93 C SL 85 3-3 ① K	3	0	1	1	1	2	1
28 José Molina, R (1, 2) OBP: 0.280, SLG: 0.340		C FF 94 F FF 93 S FC 88 0-3 ③ K	1 SAFE C SI 91 B SI 92 1 SAFE F SI 91 B FF 92 F SL 83 F FC 86 F SI 91 2-3 ② K				X FC 86 0-0 ① F8		F FF 94 B SL 87 B SL 86 F FF 93 X FF 94 2-2 20 1B 2B	4	1	1	0	0	2	3
5 Sam Fuld, L (1, 8) OBP: 0.205, SLG: 0.139			C FF 90 X FC 86 0-1 ① G4-3	C CH 84 1 SAFE B SI 91 B FC 88 C SL 82 X SI 91 2-2 ③ G1-3 1-2			C SI 90 B SI 90 F CH 84 B SI 90 X SI 91 2-2 ② G5-3		B SL 85 B FF 94 B FF 93 C FF 93 C FF 94 X FF 94 3-2 ② P2	4	0	0	0	0	0	2
Inning Stats	R: 0 E: 0 K: 2 S: 9 H: 0 LOB: 0 BB: 0 P: 14	R: 0 E: 0 K: 1 S: 11 H: 1 LOB: 2 BB: 1 P: 17	R: 1 E: 0 K: 1 S: 12 H: 1 LOB: 0 BB: 0 P: 18	R: 2 E: 0 K: 1 S: 21 H: 3 LOB: 1 BB: 0 P: 28	R: 0 E: 0 K: 0 S: 3 H: 0 LOB: 0 BB: 0 P: 6	R: 0 E: 0 K: 1 S: 8 H: 1 LOB: 1 BB: 0 P: 12	R: 0 E: 0 K: 0 S: 6 H: 0 LOB: 0 BB: 0 P: 9	R: 0 E: 0 K: 1 S: 9 H: 2 LOB: 2 BB: 0 P: 14	R: 1 E: 0 K: 2 S: 18 H: 2 LOB: 2 BB: 1 P: 31	1B: 5 2B: 3 3B: 0 HR: 2 SF: 0 SAC: 1 DP: 0 HBP: 0						

PITCHER		IP	WLS	BF	H	R	ER	SO	BB	IBB	HBP	BLK	WP	HR	S	P	ERA	WHIP
44 Jake Peavy, R ERA: 3.38	(1, 1)	6.2	W	27	6	3	3	6	1	0	0	0	0	2	68	101	4.05	1.050
37 Matt Thornton, L ERA: 4.05	(7, 1)	0.1	H	1	0	0	0	0	0	0	0	0	0	0	2	3	0.00	0.000
26 Jesse Crain, R ERA: 1.8	(8, 1)	1.0	H	5	2	0	0	1	0	0	0	0	0	0	9	14	0.00	2.000
43 Addison Reed, R ERA: 1.64	(9, 1)	1.0	S	6	2	1	1	2	1	0	0	0	0	0	18	31	9.00	3.000

PITCHER	IP	WLS	BF	H	R	ER	SO	BB	IBB	HBP	BLK	WP	HR	S	P	ERA	WHIP

TOP

Tampa Bay Rays @ Chicago White Sox

U.S. Cellular Field, Chicago, IL

Fri Apr 26 2013, 8:12 PM - 10:57 PM EDT

Att. 20,008 - Partly Cloudy - 61 F

livebaseballscorecards.com

AB	36
R	4
H	10
RBI	4
BB	2
SO	9
LOB	11

1B: 5 SF: 0
2B: 3 SAC: 1
3B: 0 DP: 0
HR: 2 HBP: 0

WP: 0 PA: 39
PB: 0
SB: 1
CS: 0

Batter	1	2	3	4	5	6	7	8	9	AB	R	H	RBI	BB	SO	LOB
30 Alejandro De Aza, L (1, 7) OBP: 0.267, SLG: 0.435	C FF 91 B FF 92 X CH 86 1-1 ① F7		C CH 85 B SL 85 C CH 86 S SL 86 1-3 ③ K		B FF 93 B CH 86 C SI 93 X SI 92 2-1 1 HR 1B		B FF 90 X FC 87 1-0 ② G4-3			4	1	1	0	0	1	0
1 Tyler Greene, R (1, 4) OBP: 0.417, SLG: 0.667	B FF 93 B SI 93 S FF 92 F FF 93 T SL 85 2-2 ② K			C FF 91 X SL 85 0-1 51 FC6-4 1B	1 SAFE 1 SAFE X FF 90 0-0 1-H HR		C SI 90 B CU 77 S FF 91 X FC 89 1-2 ③ G4-3			4	1	2	2	0	1	0
51 Alex Rios, R (1, 9) OBP: 0.374, SLG: 0.563	B SI 92 C SI 93 B CH 86 F CH 86 X SI 94 2-2 ③ G6-3			C FF 90 F SI 86 X CH 84 0-2 ① FC6-4 44 S 44 1B 1-2f	X SI 92 0-0 ② G5-3			C FF 94 X FF 92 0-1 ① F9		4	1	0	0	0	0	1
44 Adam Dunn, L (1, 10) OBP: 0.200, SLG: 0.308		B CH 86 C SI 93 S SL 86 B SL 86 F FF 92 F SL 85 B CH 86 F SL 84 X FF 94 3-2 14 PB 2B		1 SAFE B SI 85 X SL 84 1-0 14 1B 1-H 1B	B FF 94 T CH 86 B SI 93 X CH 86 2-1 ③ G4-3			B SI 93 S SL 84 S SL 82 B SL 83 B SL 82 F FS 84 S SL 81 3-3 ② K		4	0	2	1	0	1	0
14 Paul Konerko, R (1, 3) OBP: 0.291, SLG: 0.390		B FF 93 C CH 85 F FF 94 X SI 92 1-2 ① F9 2-3		T FF 92 X SI 92 0-1 10 FC6-4 1B 1-2		B CH 85 C SL 85 X FF 91 1-1 ① G5-3		C FS 84 F SL 80 S FF 93 0-3 ③ K		4	0	1	0	0	1	1
12 Conor Gillaspie, L (1, 5) OBP: 0.357, SLG: 0.500		X CH 85 0-0 ② G4-3		C CH 85 F SI 86 C FF 92 0-3 ② K		F SI 93 C SI 93 X FF 92 0-2 HR				3	1	1	1	0	1	3
10 Alexei Ramirez, R (1, 6) OBP: 0.313, SLG: 0.390		B CH 86 F CH 86 C SI 87 F SI 93 C FF 94 1-3 ③ K		F SI 92 X CH 84 0-1 ③ FC6-4 1-2f		B CH 86 B CH 86 C FF 92 X SI 92 2-1 ② G3				3	0	0	0	0	1	3
38 Hector Gimenez, S (1, 2) OBP: 0.294, SLG: 0.500			B CH 86 B SI 92 C SI 90 F SI 92 B FF 94 S SI 92 3-3 ① K		B CH 85 C FF 93 F SL 85 B SI 92 F SI 85 X SL 85 2-2 HR	X SI 92 0-0 ③ L7				3	1	1	1	0	1	0
20 Jordan Danks, L (1, 8) OBP: 0.273, SLG: 0.200			B CH 85 B SI 94 F SI 92 C CH 85 X SI 94 2-2 ② L9		B FF 93 B SI 92 X SI 92 2-0 ① G5-3		F SI 90 C CU 75 B CU 78 B FC 89 B CU 77 X FC 88 3-2 ① G3-1			3	0	0	0	0	0	0
Inning Stats	R: 0 E: 0 K: 1 S: 8 H: 0 LOB: 0 BB: 0 P: 13	R: 0 E: 0 K: 1 S: 14 H: 1 LOB: 1 BB: 0 P: 19	R: 0 E: 0 K: 2 S: 9 H: 0 LOB: 0 BB: 0 P: 15	R: 1 E: 0 K: 1 S: 13 H: 3 LOB: 2 BB: 0 P: 14	R: 3 E: 0 K: 0 S: 11 H: 3 LOB: 0 BB: 0 P: 19	R: 1 E: 0 K: 0 S: 8 H: 1 LOB: 0 BB: 0 P: 11	R: 0 E: 0 K: 0 S: 7 H: 0 LOB: 0 BB: 0 P: 12	R: 0 E: 0 K: 2 S: 9 H: 0 LOB: 0 BB: 0 P: 12		1B: 4 2B: 1 3B: 0 HR: 3 SF: 0 SAC: 0 DP: 0 HBP: 0					WP: 0 PB: 1 SB: 1 CS: 0 PA: 32	

PITCHER		IP	WLS	BF	H	R	ER	SO	BB	IBB	HBP	BLK	WP	HR	S	P	ERA	WHIP
40 Roberto Hernandez, R ERA: 5.28	(1, 1)	6.0	L	26	8	5	5	5	0	0	0	0	0	3	63	91	7.50	1.333
35 Jamey Wright, R ERA: 1.74	(7, 1)	1.0		3	0	0	0	0	0	0	0	0	0	0	7	12	0.00	0.000
47 Brandon Gomes, R ERA: 3.72	(8, 1)	1.0		3	0	0	0	2	0	0	0	0	0	0	9	12	0.00	0.000

PITCHER	IP	WLS	BF	H	R	ER	SO	BB	IBB	HBP	BLK	WP	HR	S	P	ERA	WHIP

BOTTOM

Tampa Bay Rays @ Chicago White Sox

U.S. Cellular Field, Chicago, IL

Fri Apr 26 2013, 8:12 PM - 10:57 PM EDT

Att. 20,008 - Partly Cloudy - 61 F

livebaseballscorecards.com

AB	32
R	5
H	8
RBI	5
BB	0
SO	7
LOB	8

TOP

Tampa Bay Rays @ Chicago White Sox

U.S. Cellular Field, Chicago, IL

Sat Apr 27 2013, 7:11 PM - 10:51 PM EDT

Att. 25,270 - Partly Cloudy - 55 F

livebaseballscorecards.com

Batter	1	2	3	4	5	6	7	8	9	AB	R	H	RBI	BB	SO	LOB
8 Desmond Jennings, R (1, 8) OBP: 0.290, SLG: 0.389	G6-3	P3		K		HR	L6		K	6	1	1	1	0	2	6
20 Matt Joyce, L (1, 9) OBP: 0.250, SLG: 0.359	18 HR BB		K	K		K2-3	P5		18 BB 3 1B 1B	5	2	1	0	1	3	3
18 Ben Zobrist, S (1, 6) OBP: 0.324, SLG: 0.382	HR	G4-3		F9		3 1B 2B	F8		3 1B 21 1B BB	5	2	2	2	1	0	0
3 Evan Longoria, R (1, 5) OBP: 0.364, SLG: 0.539	L9	21 1B 2B		21 2 1B 1B		F8 1B	F8		21 1B 1B	6	2	4	1	0	0	0
21 James Loney, L (1, 3) OBP: 0.446, SLG: 0.552	F9	1B		2 1B 1B		F8		15 1B 2 1B BB	1B	5	1	3	2	1	0	2
15 Shelley Duncan, R (1, 10) OBP: 0.297, SLG: 0.309		P3	F7	F7			F8	2 1B 1B	K	6	0	1	0	0	1	5
2 Kelly Johnson, L (1, 4) OBP: 0.342, SLG: 0.419		8 S 28 G1-3 1B		G6-3			59 1B 3B	59 FC6-4 1B		5	1	4	2	0	0	0
28 José Molina, R (1, 2) OBP: 0.288, SLG: 0.333 59 Jose Lobaton, S (4, PR) (4, 2) OBP: 0.258, SLG: 0.367		G1-3		5 1B HBP			8 E 5 1B 20 WP 1B	FC6-4		1 3	0 1	0 1	0 1	0 0	0 1	1 4
5 Sam Fuld, L (1, 7) OBP: 0.250, SLG: 0.175		8 S BB				F8	20 WP 8 E 1B		G3	4	0	2	0	1	0	0

AB	46
R	10
H	19
RBI	9
BB	4
SO	7
LOB	21

Inning Stats	1	2	3	4	5	6	7	8	9
	R: 2 E: 0 K: 0 S: 9	H: 1 LOB: 0 BB: 1 P: 15	R: 0 E: 0 K: 0 S: 11	H: 1 LOB: 2 BB: 1 P: 19	R: 1 E: 0 K: 1 S: 15	H: 2 LOB: 1 BB: 0 P: 26	R: 0 E: 0 K: 2 S: 11	H: 1 LOB: 2 BB: 0 P: 16	R: 1 E: 0 K: 1 S: 15	H: 3 LOB: 2 BB: 0 P: 20
	R: 1 E: 0 K: 1 S: 17	H: 3 LOB: 2 BB: 0 P: 24	R: 2 E: 1 K: 0 S: 17	H: 3 LOB: 1 BB: 0 P: 24	R: 1 E: 0 K: 0 S: 11	H: 2 LOB: 2 BB: 1 P: 20	R: 2 E: 0 K: 2 S: 16	H: 3 LOB: 2 BB: 1 P: 27		

1B: 14	SF: 0
2B: 2	SAC: 0
3B: 1	DP: 0
HR: 2	HBP: 1

WP: 1	PA: 51
PB: 0	
SB: 2	
CS: 0	

PITCHER	IP	WLS	BF	H	R	ER	SO	BB	IBB	HBP	BLK	WP	HR	S	P	ERA	WHIP
34 Gavin Floyd, R (1, 1) ERA: 5.18	2.2	L	12	2	2	2	1	2	0	0	0	0	1	27	46	6.75	1.500
53 Héctor Santiago, L (3, 1) ERA: 2.51	3.2		22	10	4	4	4	0	0	1	0	0	1	61	87	9.82	2.727
46 Donnie Veal, L (7, 1) ERA: 2.84	1.2		10	4	2	1	0	1	0	0	0	1	0	18	31	5.40	3.000
27 Matt Lindstrom, R (9, 1) ERA: 4.22	1.0		7	3	2	2	2	1	0	0	0	0	0	16	27	18.00	4.000

PITCHER	IP	WLS	BF	H	R	ER	SO	BB	IBB	HBP	BLK	WP	HR	S	P	ERA	WHIP

BOTTOM

Batter	1	2	3	4	5	6	7	8	9	AB	R	H	RBI	BB	SO	LOB
30 Alejandro De Aza, L (1, 7) OBP: 0.274, SLG: 0.427	B FF 92 B FF 94 C FF 93 B FF 94 B FF 92 4-1 51 E 51 S BB		B KC 83 X FF 94 1-0 ③ G3			C FF 93 B CH 83 B FF 93 X FF 93 2-1 1 1B 1B	C FF 96 C FF 96 F FF 97 C FF 97 0-3 ③	B CU 78 F CU 78 S FS 80 B FS 81 F FS 81 S FS 83 2-3 ③		4	0	1	0	1	2	6
1 Tyler Greene, R (1, 4) OBP: 0.412, SLG: 0.563	C FF 91 F CH 85 S KC 84 0-3 ①			B CH 87 C CH 87 F CH 87 B KC 83 F FF 94 S KC 83 2-3 ①		B FF 92 D CH 86 F FF 94 B FF 92 C FF 94 X FF 93 3-2 1-2 1B		C FF 94 C SL 86 B FF 93 B SL 83 B SL 85 B CH 87 4-2 14 1B 44 BLK 10 1B BB	X FF 90 0-0 ① G6-3	4	1	1	0	1	2	1
51 Alex Rios, R (1, 9) OBP: 0.365, SLG: 0.541	1 SAFE B FF 92 B CH 86 C FF 93 F FF 94 1 SAFE B FF 93 S FF 92 3-3 ② 1-3			C FF 93 F FF 94 S FF 94 0-3 ② K		C KC 82 D CH 84 C KC 82 S KC 81 1-3 ② K		X SI 91 0-0 ① P6	C FF 91 X FF 92 0-1 44 FC3-5 1B	5	0	1	0	0	3	4
44 Adam Dunn, L (1, 10) OBP: 0.211, SLG: 0.341	C FF 94 F FF 94 B FF 91 F KC 84 C FF 95 1-3 ③			B KC 83 F KC 83 F FF 93 B CH 86 X FF 94 2-2 HR		C KC 83 2 SAFE B FF 92 D KC 82 X FF 94 2-1 ③ G3		S SI 91 D CH 86 B SL 84 B CH 89 B SL 85 4-1 10 1B 14 1B 12 1B 1-2 BB	B FF 92 B FF 93 C FF 91 S FF 92 X FF 92 2-2 ② FC3-5 1-2f	4	2	1	1	1	1	4
14 Paul Konerko, R (1, 3) OBP: 0.286, SLG: 0.378		F FF 93 S FF 94 B KC 84 F SL 83 B CH 86 S CH 87 2-3 ① K		B FF 94 X CH 88 1-0 ③ F7			B FF 96 F FF 97 F FF 97 S SL 91 1-3 ① K	X CH 88 0-0 12 1B 10 1B 20 BB 1-2 2-3 1B	X FF 93 0-0 ③ F9	5	1	1	0	0	2	1
10 Alexei Ramirez, R (1, 6) OBP: 0.322, SLG: 0.395		B FF 94 F CH 86 F FF 94 S KC 84 1-3 ② K			B KC 81 C KC 81 C CH 87 F FF 93 F KC 82 B FF 94 X KC 83 2-2 ① L5		C FF 97 X SL 90 0-1 20 BB 12 1B 1B	B SL 84 F SL 86 X SI 91 1-1 20 BB 12 1B 1-2 2-3 3-H 1B		4	0	2	1	0	1	0
12 Conor Gillaspie, L (1, 5) OBP: 0.367, SLG: 0.500		B FF 93 F FF 93 B FF 93 B FF 94 S FF 92 C FF 94 3-3 ③ K			B FF 94 B FF 94 X FF 94 2-0 ② F8		F FF 95 X FF 97 0-1 20 BB 1-2 1B	X FF 92 0-0 20 BB 1-2 2-3 3-H 1B		4	0	2	1	0	1	0
21 Tyler Flowers, R (1, 2) OBP: 0.262, SLG: 0.390			B FF 93 B FF 93 F FF 94 X FF 94 2-1 ① F8		B CH 86 F FF 93 B CH 86 B CH 86 X FF 95 3-1 ③ P4		S FF 96 F FF 96 S FF 96 0-3 ② K	C CU 79 S FF 91 S FS 83 0-3 ② K		4	0	0	0	0	2	5
20 Jordan Danks, L (1, 8) OBP: 0.333, SLG: 0.167			F FF 93 C KC 83 F KC 82 B FF 94 F KC 82 F FF 94 B FF 93 F KC 83 B KC 84 3-2 ② X FF 94 F8			X FF 92 0-0 ① L6	C FF 97 F FF 97 B FF 97 B FF 96 F FF 96 B FF 96 B FF 96 4-2 1-2 2-3 BB	C CU 80 D FS 84 B FS 82 C FF 92 B FF 92 B FF 91 4-2 1-2 2-3 3-H BB		2	0	0	1	2	0	0
Inning Stats	R: 0 E: 1 K: 3 S: 11 H: 0 LOB: 1 BB: 1 P: 19	R: 0 E: 0 K: 3 S: 10 H: 0 LOB: 0 BB: 0 P: 16	R: 0 E: 0 K: 0 S: 10 H: 0 LOB: 0 BB: 0 P: 16	R: 1 E: 0 K: 2 S: 11 H: 1 LOB: 0 BB: 0 P: 16	R: 0 E: 0 K: 0 S: 8 H: 0 LOB: 0 BB: 0 P: 15	R: 0 E: 0 K: 1 S: 11 H: 2 LOB: 2 BB: 0 P: 19	R: 0 E: 0 K: 3 S: 17 H: 2 LOB: 3 BB: 1 P: 22	R: 3 E: 0 K: 2 S: 17 H: 3 LOB: 3 BB: 3 P: 32	R: 0 E: 0 K: 0 S: 7 H: 1 LOB: 1 BB: 0 P: 9	1B: 8 2B: 0 3B: 0 HR: 1 SF: 0 SAC: 0 DP: 0 HBP: 0						

PITCHER		IP	WLS	BF	H	R	ER	SO	BB	IBB	HBP	BLK	WP	HR	S	P	ERA	WHIP
55 Matt Moore, L ERA: 1.13	(1, 1)	6.0	W	22	3	1	1	9	1	0	0	0	0	1	61	101	1.50	0.667
57 Jake McGee, L ERA: 6.48	(7, 1)	1.0		6	2	0	0	3	1	0	0	0	0	0	17	22	0.00	3.000
43 Kyle Farnsworth, R ERA: 8.44	(8, 1)	0.1		6	3	3	3	0	2	0	0	1	0	0	8	17	81.00	15.000
62 Joel Peralta, R ERA: 2.08	(8, 1)	0.2	H	3	0	0	0	2	1	0	0	0	0	0	9	15	0.00	1.500
27 Cesár Ramos, L ERA: 6.75	(9, 1)	1.0		4	1	0	0	0	0	0	0	0	0	0	7	9	0.00	1.000

PITCHER	IP	WLS	BF	H	R	ER	SO	BB	IBB	HBP	BLK	WP	HR	S	P	ERA	WHIP

Tampa Bay Rays @ Chicago White Sox

U.S. Cellular Field, Chicago, IL

Sat Apr 27 2013, 7:11 PM - 10:51 PM EDT

Att. 25,270 - Partly Cloudy - 55 F

livebaseballscorecards.com

AB	36
R	4
H	9
RBI	4
BB	5
SO	14
LOB	21

1B: 8 2B: 0 3B: 0 HR: 1
SF: 0 SAC: 0 DP: 0 HBP: 0

WP: 0 PB: 0 SB: 1 CS: 0
PA: 41

Batter	1	2	3	4	5	6	7	8	9	AB	R	H	RBI	BB	SO	LOB
8 Desmond Jennings, R (1, 8) OBP: 0.305, SLG: 0.398	C SI 87 X SL 82 0-1 E5 20 CS		B SL 83 C SI 88 F CU 74 B SI 90 B CH 83 B FF 86 4-2 BB			B FF 85 X SL 80 1-0 20 HR 2B		L SI 97 B SI 96 1 SAFE X SI 95 1-1 ① P6	B SI 93 C FF 92 C FF 92 B SL 81 B SL 77 B FF 92 4-2 18 1B 20 BB BB	3	2	1	0	2	0	1
20 Matt Joyce, L (1, 9) OBP: 0.274, SLG: 0.403	1 SAFE F SI 86 B SL 82 B CH 79 1 SAFE S CH 80 X CH 80 2-2 ① ② G3 1-2		B SI 84 S CH 81 X FF 85 1-1 ③ F9			F CH 79 B CH 80 B SI 87 C CH 79 B CH 79 X FF 86 3-2 2-H HR		B SI 96 B SI 97 C CH 86 1 SAFE B SL 88 B CH 85 4-1 3 BB 19 E 18 1B 1-2 BB	1 SAFE B FF 91 B SI 90 C FF 91 1 SAFE B FF 90 B FF 90 4-1 18 1B 3 2B 1-2 BB	3	3	1	2	2	0	2
18 Ben Zobrist, S (1, 6) OBP: 0.336, SLG: 0.394	B SL 83 F FF 88 B CH 80 B SL 83 C CH 82 C SI 88 3-3 ③ K			X SL 81 0-0 1B		B CH 82 B CH 83 C SL 79 X CU 72 2-1 ① L3		B SI 96 F SI 96 F SI 97 B SI 97 X SI 97 2-2 3 BB 19 E 1-2 2-H 1B	B SL 75 C SI 92 X FF 93 1-1 3 2B 1-3 2-H 1B	5	1	3	2	0	1	0
3 Evan Longoria, R (1, 5) OBP: 0.365, SLG: 0.538		C SI 87 B SI 88 B FF 89 B SL 81 F FF 87 X SI 88 3-2 ① G5-3		B FF 87 B SL 79 X FF 87 2-0 ① F8		C SL 80 C SI 87 B CH 78 B SI 84 S SI 86 2-3 ② K		B SI 97 B SL 85 B SI 97 C SI 96 B SI 96 4-1 19 E 1-2 2-3 BB	C FF 93 X SL 79 0-1 1-3 3-H 2B	4	0	1	1	1	1	1
21 James Loney, L (1, 3) OBP: 0.414, SLG: 0.508		B FF 89 F CH 82 S CH 82 X CH 82 1-2 ② P6		B SI 86 B SL 82 B FF 86 X FF 86 3-0 ② P2		C CH 80 B SI 86 X CH 80 1-1 ③ L7		X SL 80 0-0 ② F8	X FF 93 0-0 ③ G6-3	5	0	0	0	0	0	6
19 Ryan Roberts, R (1, 4) OBP: 0.274, SLG: 0.362		B FF 88 C SL 81 B SL 82 X SL 81 2-1 ③ F9		X SI 86 0-0 ③ G1-3			C SI 98 B SL 86 B SL 87 C SI 96 B SI 97 X SI 97 3-2 ① P6	F FF 94 C CU 73 B SL 84 F CU 74 B FF 94 B SL 85 F FF 95 F FF 95 X FF 94 3-2 E9 1-3 2-H 3-H		4	0	0	0	0	0	2
2 Kelly Johnson, L (1, 10) OBP: 0.325, SLG: 0.394			C SL 81 B SL 81 B CH 80 C SL 82 X SI 87 2-2 ① F8		B SI 84 B SL 79 B CH 80 C FF 86 C SI 86 X SL 80 3-2 ① F7		B SI 96 F SI 96 F SI 96 B SL 88 B SI 96 S CH 88 3-3 ② K	B FF 95 C SL 85 S CH 83 S CH 84 1-3 ③ K		4	0	0	0	2	2
59 Jose Lobaton, S (1, 2) OBP: 0.257, SLG: 0.441			X SL 81 0-0 HR		B CH 80 X CH 80 1-0 ② F9		C SI 97 S SI 97 B SI 98 X SL 88 1-2 ③ G3-1		C SL 75 B FF 93 C SL 74 B CH 80 B FF 93 S SI 91 3-3 ① K	4	1	1	1	0	1	0
1 Sean Rodríguez, R (1, 7) OBP: 0.368, SLG: 0.471 5 Sam Fuld, L (8, 7) OBP: 0.244, SLG: 0.171			B FF 87 S CH 82 C SI 87 B FF 89 B CH 83 F SI 87 C FF 87 3-3 ② K		F FF 89 B SL 82 B SL 79 X FF 85 2-1 ③ F7			C SI 96 B SI 96 X SI 96 1-1 20 WP 18 1B 1B	C FF 93 X SL 76 0-1 ② F8	3 1	1 0	1 0	0 0	0 0	1 0	0 0
Inning Stats	R: 0 E: 1 K: 1 S: 8 H: 0 LOB: 0 BB: 0 P: 13	R: 0 E: 0 K: 0 S: 8 H: 0 LOB: 0 BB: 0 P: 14	R: 1 E: 0 K: 1 S: 12 H: 1 LOB: 1 BB: 1 P: 22	R: 0 E: 0 K: 0 S: 4 H: 1 LOB: 1 BB: 0 P: 9	R: 0 E: 0 K: 0 S: 6 H: 0 LOB: 0 BB: 0 P: 12	R: 2 E: 0 K: 1 S: 11 H: 2 LOB: 0 BB: 0 P: 20	R: 0 E: 0 K: 1 S: 9 H: 0 LOB: 0 BB: 0 P: 16	R: 3 E: 1 K: 1 S: 19 H: 2 LOB: 2 BB: 2 P: 35	R: 2 E: 0 K: 1 S: 13 H: 2 LOB: 2 BB: 2 P: 25	1B: 4 2B: 2 3B: 0 HR: 2 SF: 0 SAC: 0 DP: 0 HBP: 0						

TOP

Tampa Bay Rays @ Chicago White Sox

U.S. Cellular Field, Chicago, IL

Sun Apr 28 2013, 2:11 PM - 5:20 PM EDT

Att. 22,677 - Cloudy - 64 F

livebaseballscorecards.com

AB	36
R	8
H	8
RBI	6
BB	5
SO	6
LOB	14

WP: 1 PA: 41
PB: 0
SB: 0
CS: 1

PITCHER		IP	WLS	BF	H	R	ER	SO	BB	IBB	HBP	BLK	WP	HR	S	P	ERA	WHIP
33 Dylan Axelrod, R ERA: 3.95	(1, 1)	6.0		23	4	3	3	3	1	0	0	0	0	2	49	90	4.50	0.833
65 Nate Jones, R ERA: 3.27	(7, 1)	1.1	L	8	2	3	1	1	2	0	0	0	1	0	18	37	6.75	3.000
37 Matt Thornton, L ERA: 3.86	(8, 1)	0.1		1	0	0	0	0	0	0	0	0	0	0	1	1	0.00	0.000
26 Jesse Crain, R ERA: 1.74	(8, 1)	0.1		2	0	0	0	1	0	0	0	0	0	0	9	13	0.00	0.000
54 Deunte Heath, R ERA: 10.13	(9, 1)	1.0		7	2	2	2	1	2	0	0	0	0	0	13	25	18.00	4.000

PITCHER	IP	WLS	BF	H	R	ER	SO	BB	IBB	HBP	BLK	WP	HR	S	P	ERA	WHIP

Tampa Bay Rays @ Chicago White Sox

U.S. Cellular Field, Chicago, IL

Sun Apr 28 2013, 2:11 PM - 5:20 PM EDT

Att. 22,677 - Cloudy - 64 F

livebaseballscorecards.com

BOTTOM

Batter	1	2	3	4	5	6	7	8	9	AB	R	H	RBI	BB	SO	LOB
30 Alejandro De Aza, L (1, 7) OBP: 0.273, SLG: 0.419	G6-3		14 S 14 HR 1B		K			K		4	1	1	0	0	2	0
1 Tyler Greene, R (1, 4) OBP: 0.381, SLG: 0.474	K		K		K			51 G6-4-3 BB		3	0	0	0	1	3	1
51 Alex Rios, R (1, 9) OBP: 0.360, SLG: 0.528	14 S 44 1B		K			P6		G6-4-3 1-2f		4	1	1	0	0	1	2
14 Paul Konerko, R (1, 10) OBP: 0.295, SLG: 0.412	44 1B 1-2 BB		1-H HR			K			K	3	1	1	2	1	2	0
44 Adam Dunn, L (1, 3) OBP: 0.234, SLG: 0.345	1-3 2-H 1B		F8			10 FC6-4 BB			BB	2	0	1	1	2	0	0
10 Alexei Ramirez, R (1, 6) OBP: 0.319, SLG: 0.388		21 G5-3 12 S 1B	G6-3			FC6-4 1-2f			P2	4	0	1	0	0	0	2
12 Conor Gillaspie, L (1, 5) OBP: 0.359, SLG: 0.483		K 1-2	K				21 L6-3 1B		K	4	0	1	0	0	3	2
21 Tyler Flowers, R (1, 2) OBP: 0.250, SLG: 0.371		G5-3 2-3	K				L6-3 1-1			3	0	0	0	0	1	2
28 Dewayne Wise, L (1, 8) OBP: 0.091, SLG: 0.091		G3			L6		G1-3			3	0	0	0	0	0	1

	AB	30
	R	3
	H	6
	RBI	3
	BB	4
	SO	12
	LOB	10

Inning Stats																		
	R: 1	H: 2	R: 0	H: 1	R: 2	H: 2	R: 0	H: 0	R: 0	H: 0	R: 0	H: 1	R: 0	H: 0	R: 0	H: 0	1B: 5	SF: 0
	E: 0	LOB: 2	E: 0	LOB: 1	E: 0	LOB: 0	E: 0	LOB: 0	E: 0	LOB: 1	E: 0	LOB: 0	E: 0	LOB: 1	E: 0	LOB: 1	2B: 1	SAC: 0
	K: 1	BB: 1	K: 1	BB: 0	K: 2	BB: 0	K: 2	BB: 0	K: 1	BB: 1	K: 0	BB: 0	K: 1	BB: 1	K: 2	BB: 1	3B: 0	DP: 2
	S: 12	P: 24	S: 9	P: 13	S: 13	P: 22	S: 9	P: 14	S: 10	P: 18	S: 7	P: 14	S: 7	P: 12	S: 10	P: 17	HR: 1	HBP: 0

	WP: 0	PA: 34
	PB: 0	
	SB: 3	
	CS: 0	

PITCHER		IP	WLS	BF	H	R	ER	SO	BB	IBB	HBP	BLK	WP	HR	S	P	ERA	WHIP
14 David Price, L ERA: 5.21	(1, 1)	7.0	W	27	6	3	3	9	2	0	0	0	0	1	69	119	3.86	1.143
62 Joel Peralta, R ERA: 1.86	(8, 1)	1.0	H	3	0	0	0	1	1	0	0	0	0	0	7	12	0.00	1.000
56 Fernando Rodney, R ERA: 4.32	(9, 1)	1.0		4	0	0	0	2	1	0	0	0	0	0	10	17	0.00	1.000

PITCHER	IP	WLS	BF	H	R	ER	SO	BB	IBB	HBP	BLK	WP	HR	S	P	ERA	WHIP

Tampa Bay Rays @ Kansas City Royals

Kauffman Stadium, Kansas City, MO

Tue Apr 30 2013, 7:11 PM - 9:59 PM CDT

Att. 12,738 - Partly Cloudy - 79 F

livebaseballscorecards.com

Batter	1	2	3	4	5	6	7	8	9	AB	R	H	RBI	BB	SO	LOB
8 Desmond Jennings, R (1, 8) OBP: 0.303, SLG: 0.392	X FF 95 0-0 20 HR 1B	T FC 88 B CH 86 1 SAFE F CH 85 S FC 86 1-3 ② K			B KC 78 B CH 87 B FC 88 C FF 91 F FF 92 X FC 88 3-2 ① F9			S FF 99 B SI 96 B FF 96 S FF 99 S FF 99 2-3 ① K		4	1	1	0	0	2	1
20 Matt Joyce, L (1, 7) OBP: 0.286, SLG: 0.451	1 SAFE B FF 93 1 SAFE B CH 86 C SI 94 B CH 87 X FF 94 3-1 1-H HR	C CH 81 C SI 90 T CH 87 0-2 ③ K			B CH 85 X FC 90 1-0 ② G3			B SI 98 S FF 99 F SI 98 B FF 99 F FF 100 F CH 88 X FF 100 2-2 3 E 1B		4	1	2	2	0	1	1
18 Ben Zobrist, S (1, 9) OBP: 0.324, SLG: 0.378	F FF 94 X KC 84 0-1 ① F9		B KC 80 C CH 87 C CH 87 X FC 89 1-2 ① F7		C SI 92 B KC 81 F CH 85 B FF 92 S FC 89 2-3 ③ K			C CH 88 B FF 99 B CH 88 X FF 100 2-1 ② P5		4	0	0	0	0	1	1
3 Evan Longoria, R (1, 5) OBP: 0.361, SLG: 0.521	C FC 91 B SI 93 B FF 94 F FF 90 B CH 88 F FC 90 B CH 87 4-2 21 2B BB		B KC 81 C FC 87 X FC 88 1-1 ② F7			B KC 78 F SI 91 X CH 84 1-1 ① G6-3		B CU 82 C SI 100 1 SAFE X FF 99 1-1 ③ P5 1-2		3	0	0	0	1	0	1
21 James Loney, L (1, 3) OBP: 0.432, SLG: 0.537	X SI 93 0-0 1-3 2B		C KC 79 F FF 90 F CH 86 X CH 85 0-2 1B			X KC 81 0-0 ② F8			C FF 94 X FF 96 0-1 11 1B 1B	4	0	3	0	0	0	0
11 Yunel Escobar, R (1, 6) OBP: 0.229, SLG: 0.286	F KC 82 F FF 92 F FC 89 S CH 87 0-3 ② K		F FC 89 X KC 80 0-1 ③ G5-3			F FC 90 B SI 92 S CH 86 F CH 87 F CH 83 X FC 90 1-2 ③ G5-3			S FF 95 X SL 90 0-1 ① 1-3 1B	4	0	1	0	0	1	3
30 Luke Scott, L (1, 10)	D KC 83 B KC 82 B CH 86 C FF 93 S FC 92 F FF 94 S CH 88 3-3 ③ K			C SI 93 F CH 86 B FC 88 X CH 84 1-2 ① P5			B KC 78 F SI 92 F CH 84 C FF 91 1-3 ① K		X FF 96 0-0 ② F8	4	0	0	0	0	2	3
28 José Molina, R (1, 2) OBP: 0.268, SLG: 0.308		C FF 94 B FC 89 B FC 88 F FF 92 B CH 85 X SI 93 3-2 ① G4-3		F CH 88 B FF 93 X CH 86 1-1 ② G6-3			X FF 92 0-0 ② G6-3		S SL 89 D SL 88 F FF 96 B SL 90 S FF 97 2-3 ③ K	4	0	0	0	0	1	1
19 Ryan Roberts, R (1, 4) OBP: 0.277, SLG: 0.361		B FF 92 C SI 90 F SI 92 B CH 85 F FC 90 X FF 94 2-2 1B		B SI 92 F CH 85 B KC 81 X CH 85 2-1 ③ G5-3			C SI 94 C FF 91 B CH 87 S CH 86 1-3 ③ K			3	0	1	0	0	1	0
Inning Stats	R: 2 E: 0 K: 2 S: 17 H: 3 LOB: 2 BB: 1 P: 27	R: 0 E: 0 K: 2 S: 13 H: 1 LOB: 1 BB: 0 P: 19	R: 0 E: 0 K: 0 S: 11 H: 1 LOB: 1 BB: 0 P: 13	R: 0 E: 0 K: 0 S: 7 H: 0 LOB: 0 BB: 0 P: 11	R: 0 E: 0 K: 1 S: 7 H: 0 LOB: 0 BB: 0 P: 13	R: 0 E: 0 K: 0 S: 8 H: 0 LOB: 0 BB: 0 P: 10	R: 0 E: 0 K: 2 S: 7 H: 0 LOB: 0 BB: 0 P: 9	R: 0 E: 1 K: 1 S: 12 H: 1 LOB: 1 BB: 0 P: 19	R: 0 E: 0 K: 1 S: 8 H: 2 LOB: 1 BB: 0 P: 10	1B: 6 2B: 1 3B: 0 HR: 1 SF: 0 SAC: 0 DP: 0 HBP: 0						

TOP	
AB	34
R	2
H	8
RBI	2
BB	1
SO	9
LOB	11

PITCHER		IP	WLS	BF	H	R	ER	SO	BB	IBB	HBP	BLK	WP	HR	S	P	ERA	WHIP
33 James Shields, R ERA: 3.0	(1, 1)	7.0	W	27	5	2	2	7	1	0	0	0	0	1	70	102	2.57	0.857
40 Kelvin Herrera, R ERA: 5.11	(8, 1)	1.0		4	1	0	0	1	0	0	0	0	0	0	12	19	0.00	1.000
56 Greg Holland, R ERA: 4.0	(9, 1)	1.0		4	2	0	0	1	0	0	0	0	0	0	8	10	0.00	2.000

PITCHER	IP	WLS	BF	H	R	ER	SO	BB	IBB	HBP	BLK	WP	HR	S	P	ERA	WHIP

Tampa Bay Rays @ Kansas City Royals

Kauffman Stadium, Kansas City, MO

Tue Apr 30 2013, 7:11 PM - 9:59 PM CDT

Att. 12,738 - Partly Cloudy - 79 F

livebaseballscorecards.com

Batter	1	2	3	4	5	6	7	8	9	AB	R	H	RBI	BB	SO	LOB
4 Alex Gordon, L (1, 7) OBP: 0.349, SLG: 0.500	C SI 90 C KC 79 S CH 86 0-3 K		C KC 78 F SI 92 X KC 81 0-2 G5-3		1 SAFE S KC 76 D CH 85 S CH 86 D CH 87 F CH 85 B KC 82 S CH 87 3-3 1-3 K	B SI 88 F FC 86 X FC 88 1-1 G4-3		C FF 93 X FF 92 0-1 1-2 1B		5	0	1	0	0	2	3
2 Alcides Escobar, R (1, 6) OBP: 0.330, SLG: 0.439	C SI 90 B CH 82 S CH 85 B CH 88 X CH 86 2-2 G4-3		C KC 80 C SI 92 F FF 93 S CH 86 0-3 K			C KC 80 F SI 91 F SI 93 F CH 87 B KC 83 F SI 89 X CH 87 1-2 G5-3	F SI 92 X SL 83 0-1 6 1B 16 S 8 SF9 1B	X FF 92 0-0 F8 2-3		5	1	1	0	0	1	2
16 Billy Butler, R (1, 10) OBP: 0.404, SLG: 0.405	B KC 79 C SI 91 X SI 90 1-1 1B		C KC 79 B CH 87 X KC 79 1-1 G4-3			C SI 93 B CH 82 B CH 86 X CH 87 2-1 G1-3	C SI 91 B FF 91 F SI 92 F FS 84 F FF 91 F FS 85 F FS 85 S FF 94 1-3 1-2 K	B FF 92 B CH 86 X CH 87 2-0 SF9 3-H		4	0	1	1	0	1	1
35 Eric Hosmer, L (1, 3) OBP: 0.337, SLG: 0.306	C FF 91 F CH 85 B SI 91 C SI 91 1-3 K			C CH 86 X KC 80 0-1 G5-3		X KC 79 0-0 6 1B 2B	I IN 58 I IN 57 I IN 56 4-0 8 SF9 6 1B 21 E IBB	S SL 84 X FF 93 0-1 G4-3		4	2	1	0	1	1	2
6 Lorenzo Cain, R (1, 8) OBP: 0.382, SLG: 0.442		C KC 78 X CH 85 0-1 F8		C SI 92 B SI 92 X SI 91 1-1 G6-3		C SI 91 X KC 80 0-1 8 HR 2-H 1B	S SL 82 X FF 91 0-1 21 S 21 3B 1-2 2-3 1B			4	2	2	1	0	0	0
8 Mike Moustakas, L (1, 5) OBP: 0.276, SLG: 0.299		C CH 87 C KC 80 X CH 87 0-2 13 1B 1B		C CH 88 B SI 92 X SI 91 1-1 G4-3		1 SAFE 1 SAFE B SI 92 X CH 86 1-0 1-H HR	B FS 85 B FF 92 B SL 80 X FF 90 3-0 SF9 2-3 3-H			3	1	2	3	0	0	0
21 Jeff Francoeur, R (1, 9) OBP: 0.293, SLG: 0.375		C SI 90 F SI 92 C SI 92 0-3 K			B SI 90 B SI 90 F SI 90 X CH 87 2-1 G5-3	B SI 92 X CH 86 1-0 13 1B 2B	B FF 89 F SI 92 S SL 81 X SI 93 1-2 1-H 3-H 3B			4	1	2	1	0	1	1
13 Salvador Perez, R (1, 2) OBP: 0.281, SLG: 0.372		1 SAFE B CH 81 F CH 86 S CH 86 1 SAFE X SI 91 1-2 1B			B KC 79 F CH 86 B CH 87 X SI 91 2-1 G6-3	D CH 87 X CH 85 1-0 23 1B 2-H 1B	F SI 94 C FS 83 S SI 93 0-3 K			4	0	2	1	0	1	1
23 Elliot Johnson, S (1, 4) OBP: 0.238, SLG: 0.200		D CH 85 X CH 85 1-0 F7			B SI 90 X SI 91 1-0 4 WP 4 S 1B	1 SAFE C KC 79 F FF 91 B SI 89 X CH 86 1-2 1-2 1B		C FF 91 B FF 93 C SL 88 B FF 92 B FF 93 B FF 94 4-2 2 F8 4 1B 16 SF9 BB		3	1	2	0	1	0	2
Inning Stats	R: 0 E: 0 K: 2 S: 11 H: 1 LOB: 1 BB: 0 P: 15	R: 0 E: 0 K: 1 S: 12 H: 2 LOB: 2 BB: 0 P: 14	R: 0 E: 0 K: 1 S: 9 H: 0 LOB: 0 BB: 0 P: 10	R: 0 E: 0 K: 0 S: 6 H: 0 LOB: 0 BB: 0 P: 8	R: 0 E: 0 K: 1 S: 9 H: 1 LOB: 1 BB: 0 P: 17	R: 4 E: 0 K: 0 S: 19 H: 6 LOB: 2 BB: 0 P: 27	R: 3 E: 0 K: 2 S: 18 H: 3 LOB: 1 BB: 1 P: 27	R: 1 E: 0 K: 0 S: 8 H: 1 LOB: 1 BB: 1 P: 14		1B: 10 2B: 2 3B: 1 HR: 1 SF: 2 SAC: 0 DP: 0 HBP: 0		WP: 1 PB: 0 SB: 4 CS: 0 PA: 40		

PITCHER		IP	WLS	BF	H	R	ER	SO	BB	IBB	HBP	BLK	WP	HR	S	P	ERA	WHIP
53 Alex Cobb, R ERA: 2.55	(1, 1)	5.2	L	27	10	4	4	5	0	0	0	0	1	1	64	88	6.35	1.765
35 Jamey Wright, R ERA: 1.69	(6, 1)	0.1		1	0	0	0	0	0	0	0	0	0	0	2	3	0.00	0.000
47 Brandon Gomes, R ERA: 5.91	(7, 1)	1.0		7	3	3	3	2	0	1	0	0	0	0	18	27	27.00	3.000
27 Cesár Ramos, L ERA: 7.11	(8, 1)	1.0		5	1	1	1	0	1	0	0	0	0	0	8	14	9.00	2.000

PITCHER	IP	WLS	BF	H	R	ER	SO	BB	IBB	HBP	BLK	WP	HR	S	P	ERA	WHIP

AB	36
R	8
H	14
RBI	7
BB	2
SO	7
LOB	12

Tampa Bay Rays @ Kansas City Royals

Kauffman Stadium, Kansas City, MO

Wed May 01 2013, 7:13 PM - 10:27 PM CDT

Att. 11,514 - Overcast - 66 F

livebaseballscorecards.com

Batter	1	2	3	4	5	6	7	8	9	AB	R	H	RBI	BB	SO	LOB
8 Desmond Jennings, R (1, 8) OBP: 0.289, SLG: 0.376	C FF 92 S FF 92 B SL 83 F FF 94 B SL 84 B SI 93 S SI 92 3-3 K	C SI 92 B SL 82 D SL 82 C SI 92 X SI 92 2-2 SF8 2-3 3-H		B FF 88 C CU 78 F SL 81 S SL 81 1-3 K		C CU 78 C CU 78 B FF 88 S FF 86 1-3 K		S SL 85 B SL 83 F SI 94 F FF 95 B SL 85 X SI 94 2-2 F8		4	0	0	1	0	3	2
20 Matt Joyce, L (1, 9) OBP: 0.280, SLG: 0.474	X SI 91 0-0 HR	C SL 82 D SL 83 X FF 92 1-1 G4-3			X SI 84 0-0 F8		C FF 93 S CU 73 B CU 75 C CU 73 1-3 K	B SL 85 B SL 84 F FF 94 B SL 84 X SI 94 3-1 F8		5	1	1	1	0	1	1
18 Ben Zobrist, S (1, 4) OBP: 0.328, SLG: 0.408	C FF 92 B SI 88 X CH 87 1-1 HR		B SI 89 C CU 77 F FF 90 X SL 82 1-2 F8		B SI 85 C FF 86 X SL 84 1-1 F9		F FF 94 B CU 74 X CH 83 1-1 3 2B 21 1B 1B		C FF 94 F FF 96 B FS 87 B SL 91 X FF 95 2-2 G4-3	5	2	2	1	0	0	0
3 Evan Longoria, R (1, 5) OBP: 0.372, SLG: 0.554	B FF 92 C SI 89 C SL 80 S SL 82 1-3 K		X CH 87 0-0 21 1B 3B		B SL 82 C CH 77 B SL 83 S SI 85 F CU 76 X FF 86 2-2 1B		B FF 94 B CH 84 X FF 92 2-0 11 FC3-6 30 1B 1-3 2B		C FF 96 B SL 88 B SL 88 B FF 95 S SI 94 S FF 95 3-3 K	5	2	3	0	0	2	0
21 James Loney, L (1, 3) OBP: 0.430, SLG: 0.528	C CU 81 B SI 92 F FF 92 B SL 83 B SL 83 F SL 83 X FF 94 3-2 G3-1		X SL 80 0-0 11 G5-4-3 3-H 1B		F SI 85 B CU 76 C CU 74 F CU 74 F SI 84 S EP 69 1-3 K		C CU 74 B FF 94 C CU 74 X CU 75 1-2 11 FC3-6 3-H 1B		F FF 97 F FF 96 X FS 87 0-2 G4-3	5	0	2	2	0	1	1
11 Yunel Escobar, R (1, 6) OBP: 0.230, SLG: 0.284		X SI 90 0-0 L4	C SI 90 X SI 90 0-1 G5-4-3 1-2f			C SL 81 B SI 85 T SL 82 B CH 77 X SL 83 2-2 59 SH1-4 30 BB 1B	D CU 75 F CH 84 C FF 94 X FF 94 1-2 FC3-6 30 1B 1-2f 2-3			4	0	1	0	0	0	3
30 Luke Scott, L (1, 10) OBP: 0.500, SLG: 0.857		C SI 90 B SL 82 B SI 90 X SI 91 2-1 59 BB 2 2B 1B		C SI 90 B SL 81 S CH 84 B FF 91 B CH 84 X SI 92 3-2 HR		C SI 84 F CU 75 B SI 88 B EP 70 B CU 74 1 SAFE B CU 74 4-2 59 SH1-4 1-2 BB	B CU 77 D FF 93 S FF 94 C FF 94 X CU 74 2-2 1-2 3-H 1B			3	2	3	2	1	0	0
59 Jose Lobaton, S (1, 2) OBP: 0.263, SLG: 0.417		B SI 91 B SI 92 B SI 91 C SI 92 B SI 91 4-1 2 2B 8 SF8 1-2 BB		C SI 90 X CH 84 0-1 G4-3		L CH 77 X FF 85 0-1 SH1-4 1-2 2-3	F SI 95 B SL 84 C SL 82 D SL 84 B SL 85 X SI 95 3-2 G4-3			2	1	0	0	1	0	2
2 Kelly Johnson, L (1, 7) OBP: 0.321, SLG: 0.400		C SI 90 D SL 82 B FF 92 C SI 90 B SI 91 F SI 91 X FF 92 3-2 8 SF8 1-3 2-H 2B		X CU 78 0-0 F7		C CU 74 S EP 70 F CU 74 B SI 85 B CU 76 C SI 85 2-3 K		C SI 93 S SL 84 F SL 83 B FF 94 B SL 83 C FF 94 2-3 K		4	0	1	1	0	2	2
Inning Stats	R: 2 E: 0 K: 2 S: 14 H: 2 LOB: 0 BB: 0 P: 22	R: 2 E: 0 K: 0 S: 13 H: 2 LOB: 1 BB: 1 P: 25	R: 1 E: 0 K: 0 S: 7 H: 2 LOB: 0 BB: 0 P: 8	R: 1 E: 0 K: 1 S: 9 H: 1 LOB: 0 BB: 0 P: 13	R: 0 E: 0 K: 1 S: 12 H: 1 LOB: 1 BB: 0 P: 16	R: 0 E: 0 K: 2 S: 14 H: 1 LOB: 2 BB: 1 P: 23	R: 2 E: 0 K: 1 S: 18 H: 4 LOB: 2 BB: 0 P: 29	R: 0 E: 0 K: 1 S: 10 H: 0 LOB: 0 BB: 0 P: 17	R: 0 E: 0 K: 1 S: 9 H: 0 LOB: 0 BB: 0 P: 14	1B: 7 2B: 2 3B: 1 HR: 3	SF: 1 SAC: 1 DP: 1 HBP: 0			WP: 0 PB: 0 SB: 0 CS: 0	PA: 41		

PITCHER		IP	WLS	BF	H	R	ER	SO	BB	IBB	HBP	BLK	WP	HR	S	P	ERA	WHIP
39 Luis Mendoza, R ERA: 7.0	(1, 1)	4.0		19	7	6	6	3	1	0	0	0	0	3	43	68	13.50	2.000
52 Bruce Chen, L ERA:	(5, 1)	2.0	W	9	2	0	0	3	1	0	0	0	0	0	26	39	0.00	1.500
55 Tim Collins, L ERA: 2.79	(7, 1)	0.2	H	6	4	2	2	1	0	0	0	0	0	0	15	23	27.00	6.000
43 Aaron Crow, R ERA:	(7, 1)	1.1	H	4	0	0	0	1	0	0	0	0	0	0	13	23	0.00	0.000
56 Greg Holland, R ERA: 3.6	(9, 1)	1.0	S	3	0	0	0	1	0	0	0	0	0	0	9	14	0.00	0.000

PITCHER	IP	WLS	BF	H	R	ER	SO	BB	IBB	HBP	BLK	WP	HR	S	P	ERA	WHIP

TOP	
AB	37
R	8
H	13
RBI	8
BB	2
SO	9
LOB	11

Batter	1	2	3	4	5	6	7	8	9	AB	R	H	RBI	BB	SO	LOB
4 Alex Gordon, L (1, 7) OBP: 0.351, SLG: 0.495	B SI 89 X SI 90 1-0 F8 ①		B CU 72 B CU 73 S CH 78 C FF 90 S CH 79 2-3 K ①	X CU 76 0-0 2 FC5-4 1-3 2-H 1B		F FF 95 B FF 95 B FF 95 X FF 95 2-1 16 L1-3 2 1B 35 1B 1-2 1B	C SI 90 B FC 87 S CH 83 F SI 88 B CU 78 X CU 80 2-2 G3-1 ②			5	1	2	1	0	1	0
2 Alcides Escobar, R (1, 6) OBP: 0.333, SLG: 0.437	B FF 90 C CH 79 C FF 90 X CH 78 1-2 G6-3 ②		X CH 79 0-0 35 BB 16 1B 1B	B FF 90 B FF 90 X CH 77 2-0 FC5-4 ③ 1-2f		C FF 95 B FF 95 X FF 95 1-1 35 1B 16 L1-3 6 1B 1-2 2-3 1B	C CU 77 F SI 90 S CU 79 0-3 K ③			5	1	2	0	0	1	2
16 Billy Butler, R (1, 10) OBP: 0.414, SLG: 0.430	C FF 90 B FF 91 B CU 73 B FF 91 X FF 90 3-1 1B		B SI 91 X CU 75 1-0 35 BB 1-2 1B		B CH 78 B CH 78 B FF 90 C FF 91 S CH 79 F FF 90 X CH 78 3-2 6 3B 2B	F FF 96 F SI 96 X FF 97 0-2 L1-3 ② 1-2 2-3 3-H		B FF 89 B CU 78 F FF 90 B FS 80 X FF 89 3-1 P3 ①		5	1	3	1	0	0	2
35 Eric Hosmer, L (1, 3) OBP: 0.341, SLG: 0.303	C FF 90 B SI 90 C FF 90 B FF 91 X CH 79 2-2 F8 ③		B SI 90 C FF 92 B SI 91 B SI 91 F SI 92 B FF 90 4-2 6 G6-4-3 1-2 2-3 BB		C FF 90 B SI 91 S FF 91 T CU 80 1-2 K ①	D FF 97 F FF 96 S FF 97 X SI 97 1-2 6 1B 21 1B 2-3 3-H 1B		B FF 88 C CU 76 X FS 81 1-1 G3-1 ②		4	1	1	1	1	1	2
6 Lorenzo Cain, R (1, 8) OBP: 0.383, SLG: 0.463		C FF 88 X SI 90 0-1 G6-3 ①	F SI 91 D CH 80 F FF 92 B SI 92 F CH 79 B FF 91 F CH 81 F CH 78 X SI 92 3-2 G6-4-3 ②③ 1-2f		B CH 78 X FF 92 1-0 8 SF8 2-H 3B	B FF 96 X FF 95 1-0 8 BB 21 1B 1-3 3-H 1B		C FS 80 B FS 81 F FF 90 X FF 90 1-2 G4-3 ③		5	2	2	2	0	0	3
8 Mike Moustakas, L (1, 5) OBP: 0.286, SLG: 0.304		C FF 90 C CU 76 X CU 76 0-2 1B		B SI 90 X SI 90 1-0 F8 ① X FF 90 0-0 SF8 ② 3-H		B SL 87 1 SAFE B FF 97 F FF 95 B FF 95 F FF 95 B FF 95 4-2 21 1B 1-2 BB				2	0	1	1	1	0	0
21 Jeff Francoeur, R (1, 9) OBP: 0.302, SLG: 0.374		L CH 78 S CH 77 S CH 77 0-3 K ②		B SI 90 C SI 90 H SI 90 2-1 13 1B 4 1B HBP	F CU 75 S FF 90 B FF 91 F CU 78 F CH 77 S FF 91 1-3 K ③	S FC 89 F FF 93 X FF 94 0-2 1-2 2-H 3-H 1B				3	1	1	2	0	2	1
13 Salvador Perez, R (1, 2) OBP: 0.290, SLG: 0.378		B SI 90 X CH 78 1-0 G5-3 ③		D SI 91 1 SAFE C FF 90 D CU 77 S SI 90 B FF 90 X SI 90 3-2 4 1B 1-2 1B		C FF 90 X FF 90 1-1 2 1B 4 1B 16 L1-3 1B B SL 86 S FF 94 F FF 94 C FF 94 1-3 K ③				4	1	2	0	0	1	3
23 Elliot Johnson, S (1, 4) OBP: 0.240, SLG: 0.333			C SI 90 X SI 90 0-1 HR	C FF 90 B FF 90 C FF 91 F CH 78 S CH 78 1-3 K ②		L FF 95 X FF 95 0-1 B3 ① B SI 89 L FC 87 S CU 78 B FC 87 F FC 88 C CU 76 2-3 K ①				4	1	1	1	0	2	3
Inning Stats	R: 0 E: 0 K: 0 S: 9 H: 1 LOB: 1 BB: 0 P: 16	R: 0 E: 0 K: 1 S: 9 H: 1 LOB: 1 BB: 0 P: 10	R: 1 E: 0 K: 1 S: 15 H: 3 LOB: 2 BB: 1 P: 25	R: 1 E: 0 K: 1 S: 11 H: 2 LOB: 2 BB: 0 P: 20	R: 2 E: 0 K: 2 S: 14 H: 2 LOB: 0 BB: 0 P: 20	R: 5 E: 0 K: 1 S: 23 H: 6 LOB: 2 BB: 1 P: 33	R: 0 E: 0 K: 2 S: 11 H: 0 LOB: 0 BB: 0 P: 15	R: 0 E: 0 K: 0 S: 7 H: 0 LOB: 0 BB: 0 P: 12		1B: 12 2B: 1 3B: 1 HR: 1 SF: 1 SAC: 0 DP: 1 HBP: 1				WP: 0 PB: 0 SB: 0 CS: 0 PA: 41		

BOTTOM

Tampa Bay Rays @ Kansas City Royals

Kauffman Stadium, Kansas City, MO

Wed May 01 2013, 7:13 PM - 10:27 PM CDT

Att. 11,514 - Overcast - 66 F

livebaseballscorecards.com

AB	37
R	9
H	15
RBI	9
BB	2
SO	8
LOB	16

PITCHER		IP	WLS	BF	H	R	ER	SO	BB	IBB	HBP	BLK	WP	HR	S	P	ERA	WHIP
58 Jeremy Hellickson, R ERA: 4.71	(1, 1)	5.0		25	9	4	4	5	1	0	1	0	0	1	58	91	7.20	2.000
57 Jake McGee, L ERA: 11.0	(6, 1)	0.2	L	8	5	5	5	0	1	0	0	0	0	0	17	26	67.50	9.000
43 Kyle Farnsworth, R ERA: 7.94	(6, 1)	0.1		2	1	0	0	1	0	0	0	0	0	0	6	7	0.00	3.000
35 Jamey Wright, R ERA: 1.54	(7, 1)	1.0		3	0	0	0	2	0	0	0	0	0	0	11	15	0.00	0.000
62 Joel Peralta, R ERA: 1.69	(8, 1)	1.0		3	0	0	0	0	0	0	0	0	0	0	7	12	0.00	0.000

PITCHER	IP	WLS	BF	H	R	ER	SO	BB	IBB	HBP	BLK	WP	HR	S	P	ERA	WHIP

Batter	1	2	3	4	5	6	7	8	9	10	AB	R	H	RBI	BB	SO	LOB
8 Desmond Jennings, R (1, 8) OBP: 0.294, SLG: 0.400	C SI 86 B SI 85 C SI 86 X CU 66 1-2 G5-3 ①		X CH 78 0-0 G5-3 ②		B CH 79 B SI 84 C SI 85 B SI 86 X SI 85 3-1 3-H HR		X FF 92 0-0 B2-3 ②		B FF 94 B SL 87 F FF 94 B FF 94 B SL 85 4-1 BB		4	1	1	2	1	0	1
19 Ryan Roberts, R (1, 4) OBP: 0.275, SLG: 0.369 62 Joel Peralta, R (7, 1) 57 Jake McGee, L (8, 1) 47 Brandon Gomes, R (8, 1) 30 Luke Scott, L (9, PH) OBP: 0.444, SLG: 0.750 43 Kyle Farnsworth, R (9, 1) 5 Sam Fuld, L (10, 7) OBP: 0.244, SLG: 0.171	B SI 86 B SI 83 X SI 86 2-0 G5-3 ②		B CU 68 F SI 85 D SI 86 X SI 86 2-1 18 2B 2-H 2B		B CU 69 C SI 86 X SI 87 1-1 F8 ②		C ST 82 B ST 82 F ST 83 S FF 93 1-3 K ③		B SL 83 D SL 84 C FF 94 B FF 95 F FF 94 F FF 94 X FF 95 3-2 F8 ③		4 0 0 0 1 0 0	1 0 0 0 0 0 0	1 0 0 0 0 0 0	1 0 0 0 0 0 0	0 0 0 0 0 0 0	1 0 0 0 0 0 0	0 0 0 0 1 0 0
18 Ben Zobrist, S (1, 9) OBP: 0.339, SLG: 0.430 (7, 4)	C SI 87 F SI 82 F SI 85 F SI 86 B SI 89 B CU 67 F SI 89 T SI 87 2-2 K ③		X SI 86 0-0 2-H 2B		C CU 69 B SI 84 B CH 79 C SI 87 B CU 66 F SI 89 F SI 85 B SI 87 4-2 3 FC6-4 BB			F FF 90 B FS 81 X FS 82 1-1 P5 ①		B CH 87 C FF 87 F FF 88 B FC 89 X FC 89 2-2 3 1B 2B	4	1	2	1	1	1	0
3 Evan Longoria, R (1, 5) OBP: 0.373, SLG: 0.543		B SI 84 F SI 84 X SI 84 1-1 G5-3 ①	B CH 79 B SI 85 C SI 86 B SI 87 S SI 82 S SI 84 3-3 K ③		1 SAFE B SI 84 C SI 86 B SI 85 1 SAFE X SI 85 2-1 FC6-4 ③ 1-2f			B FF 92 B FS 81 B FF 89 C FF 89 B FF 90 4-1 20 1B 2 FC1-2 BB		B SL 88 X FF 88 1-0 2 HR 2-H 1B	4	1	1	1	1	1	2
1 Sean Rodríguez, R (1, 3) OBP: 0.341, SLG: 0.432 (7, 9)		C CU 68 B CU 64 S CH 81 B CU 66 B SI 86 X SI 83 3-2 G6-3 ②		C CU 67 C SI 82 X CU 64 0-2 G5-3 ①		F FF 91 F ST 82 B ST 80 B ST 84 S ST 82 2-3 K ①		C FF 88 X FS 81 0-1 2 FC1-2 1-3 1B		D FF 88 C SL 86 B SL 84 B FF 88 X FF 89 3-1 F8 ①	3	0	0	0	0	1	0
20 Matt Joyce, L (8, PH) OBP: 0.286, SLG: 0.474 (8, 9)		C SI 86 F SI 85 B SI 88 B CU 67 H SI 88 3-2 11 FC6-4 HBP		B CH 81 S CH 78 B SI 83 B SI 84 C SI 85 X SI 82 3-2 G3-1 ②		B FF 92 S CH 84 C FF 91 B FF 93 B CH 85 F ST 82 F FF 90 X ST 81 3-2 F9 ②		B FF 89 B FF 90 X FF 88 2-0 FC1-2 ② 1-2 3-H		1 SAFE B SL 87 S SL 84 F FF 89 F FF 88 X SL 83 1-2 1-H HR	2	0	1	0	0	1	1
2 Kelly Johnson, L (1, 7) OBP: 0.326, SLG: 0.432 56 Fernando Rodney, R (10, 1)											4 0	1 0	1 0	2 0	0 0	0 0	2 0
11 Yunel Escobar, R (1, 6) OBP: 0.228, SLG: 0.279		B SI 83 X SI 84 1-0 FC6-4 ③ 1-2f		C CH 77 S SI 87 B CU 67 C SI 88 1-3 K ③		X ST 82 0-0 1B		B FF 91 F FS 83 D SL 81 B FF 89 X FF 90 3-1 F9 ③		B SL 83 X FF 89 1-0 F9 ②	5	0	1	0	0	1	3
59 Jose Lobaton, S (1, 2) OBP: 0.302, SLG: 0.463			X SI 82 0-0 55 G3 19 2B 1B		C SI 84 B SI 88 B CH 76 X SI 84 2-1 55 G4-3 8 HR 2B	X FF 92 0-0 L8 ③			B FF 90 C FF 91 B FF 91 S FF 92 F FF 94 X SL 86 2-2 G5-3 ① B FF 88 F FC 88 C CH 85 B FF 88 X SL 86 2-2 1B		5	2	3	0	0	0	1
55 Matt Moore, L (1, 1) 35 Jamey Wright, R (6, 1) 21 James Loney, L (7, PH) OBP: 0.415, SLG: 0.507 (7, 3)			F SI 85 X SI 85 0-1 G3 ① 1-2		B SI 87 X SI 86 1-0 G4-3 ① 2-3	B FF 91 B CH 84 X FF 91 2-0 G6-3 ①			C FF 94 S SL 85 S FF 95 0-3 K ② C CU 72 X CH 87 0-1 G3 ③		2 0 3	0 0 0	0 0 0	0 0 0	0 0 0	0 0 1	2 0 1
Inning Stats	R: 0 E: 0 K: 1 S: 10 H: 0 LOB: 0 BB: 0 P: 15	R: 0 E: 0 K: 0 S: 9 H: 0 LOB: 1 BB: 0 P: 17	R: 2 E: 0 K: 1 S: 10 H: 3 LOB: 1 BB: 0 P: 15	R: 0 E: 0 K: 1 S: 9 H: 0 LOB: 0 BB: 0 P: 13	R: 2 E: 0 K: 0 S: 13 H: 2 LOB: 1 BB: 1 P: 26	R: 0 E: 0 K: 1 S: 10 H: 1 LOB: 1 BB: 0 P: 15	R: 0 E: 0 K: 1 S: 5 H: 0 LOB: 0 BB: 0 P: 8	R: 0 E: 0 K: 0 S: 8 H: 1 LOB: 2 BB: 1 P: 18	R: 0 E: 0 K: 1 S: 12 H: 0 LOB: 1 BB: 1 P: 21	R: 3 E: 0 K: 0 S: 16 H: 4 LOB: 1 BB: 0 P: 26	1B: 5 2B: 4 3B: 0 HR: 2 SF: 0 SAC: 0 DP: 0 HBP: 1	WP: 0 PB: 0 SB: 0 CS: 0 PA: 45					

PITCHER		IP	WLS	BF	H	R	ER	SO	BB	IBB	HBP	BLK	WP	HR	S	P	ERA	WHIP
26 Jeff Francis, L ERA: 7.27	(1, 1)	5.0		22	5	4	4	3	1	0	1	0	0	1	51	86	7.20	1.200
0 Adam Ottavino, R ERA: 1.72	(6, 1)	2.0		7	1	0	0	2	0	0	0	0	0	0	15	23	0.00	0.500
59 Wilton Lopez, R ERA: 5.68	(8, 1)	1.0		5	1	0	0	0	1	0	0	0	0	0	8	18	0.00	2.000
49 Rex Brothers, L ERA: 0.63	(9, 1)	1.0		4	0	0	0	1	1	0	0	0	0	0	12	21	0.00	1.000
34 Matt Belisle, R ERA: 3.63	(10, 1)	1.0	L	7	4	3	3	0	0	0	0	0	0	1	16	26	27.00	4.000

PITCHER	IP	WLS	BF	H	R	ER	SO	BB	IBB	HBP	BLK	WP	HR	S	P	ERA	WHIP

TOP

Tampa Bay Rays @ Colorado Rockies

Coors Field, Denver, CO

Fri May 03 2013, 6:41 PM - 10:15 PM MDT

Att. 30,255 - Partly Cloudy - 57 F

livebaseballscorecards.com

AB	41
R	7
H	11
RBI	7
BB	3
SO	6
LOB	14

Batter	1	2	3	4	5	6	7	8	9	10	AB	R	H	RBI	BB	SO	LOB
Dexter Fowler, S (1, 8) OBP: 0.420, SLG: 0.610	B SI 93 C FF 93 B SI 93 3-2 15 FC6-4 1B	C KC 81 B SI 92 B CH 87 B CH 87 F SI 94 B SI 92 4-2 BB		L CH 85 X CH 82 0-1 ① SH1-3 1-2 2-3		S FC 89 S CH 82 S CU 77 0-3 ② K		F SI 93 F SI 94 F SI 95 B FF 95 F SI 96 S SI 96 1-3 ② K		B SI 95 B CH 82 F SI 95 B FF 95 S CH 84 F CH 84 F CH 83 S CH 82 3-3 ③ K 1-2	1	0	1	0	1	0	0
1 Eric Young Jr., S (5, 8) OBP: 0.325, SLG: 0.456											3	0	0	0	0	3	5
15 Jordan Pacheco, R (1, 3) OBP: 0.362, SLG: 0.359	B FF 91 X FF 92 1-0 ① FC6-4 3 HR 1-2f	1 SAFE B SI 91 B KC 79 B FF 93 C SI 92 S FF 91 X SI 93 3-2 ③ L4		B KC 78 S CH 85 F SI 93 B CH 86 S KC 78 2-3 ② K		X FC 88 0-0 ③ L6		S SL 79 F SL 80 D SL 81 B FF 92 C SL 80 2-3 ③ K			5	1	0	0	0	2	7
5 Carlos González, L (1, 7) OBP: 0.398, SLG: 0.557	C FF 92 X FF 92 0-1 ② P6		C SI 92 F SI 93 B FF 93 X KC 80 1-2 28 2B 1B	C FF 91 S FF 92 B FF 93 D FF 92 T FF 93 2-2 ③ K			C CU 77 S FF 89 B FF 89 S FS 81 1-3 ① K		B SI 90 F SL 84 X FF 93 1-1 ① L7		5	0	1	0	0	2	3
3 Michael Cuddyer, R (1, 9) OBP: 0.385, SLG: 0.587	B SI 91 X FF 91 1-0 1-H HR		B SI 93 C CH 85 B KC 81 S CH 85 1 SAFE S KC 79 2-3 ① K		B KC 78 B SI 92 B SI 89 C FF 91 B CH 84 4-1 20 FC5-4 BB		C CU 78 S FS 81 S FS 82 0-3 ② K		C SL 83 S SL 86 B FC 88 B SL 88 B SL 86 T SL 85 3-2 ② K		4	1	1	2	1	3	1
20 Wilin Rosario, R (1, 2) OBP: 0.344, SLG: 0.600	B SI 93 S CH 85 B KC 80 X CH 85 2-1 2B		B FF 90 F FF 92 S SI 91 B KC 80 B KC 81 1 SAFE X SI 92 3-2 ② P3		F CH 83 D KC 79 F FF 91 X KC 80 1-2 ① FC5-4 28 2B 1-2f		X FF 90 0-0 ③ G6-3		B FF 93 B SL 86 X SL 87 2-0 ③ F9		5	1	1	0	0	0	2
28 Nolan Arenado, R (1, 5) OBP: 0.375, SLG: 0.545	F FF 92 X KC 80 0-1 ③ G6-3		C KC 78 S KC 77 X FF 90 0-2 1-3 2B		D CH 84 B FF 92 X FF 91 2-0 14 P3 1-H 2B			F SI 94 S SL 89 S SL 86 0-3 ① K		B SI 93 X SI 93 1-0 14 FC5-4 1B	5	0	3	1	0	1	1
14 Josh Rutledge, R (1, 4) OBP: 0.307, SLG: 0.388		B SI 92 B CH 85 B FF 93 C FF 93 X SI 93 3-1 HR	B KC 78 B CH 85 C SI 93 F KC 79 B FF 92 X FF 92 3-2 ③ G1-3		B SI 92 X KC 78 1-0 ② P3 2-3			C FF 95 B FF 96 B SL 88 C SI 94 F SI 95 B FF 95 X SI 96 3-2 18 1B		B CH 81 F SI 93 X CH 82 1-1 ① FC5-4 16 1B 1-2f	5	1	2	1	0	0	4
18 Jonathan Herrera, S (1, 6) OBP: 0.300, SLG: 0.342		X SI 92 0-0 ① F8		B SI 91 B SI 92 B FF 92 B FF 91 4-0 SH1-3 26 BB BB	B KC 81 C FF 93 D KC 79 X KC 79 2-1 ③ F9			F FF 93 X SI 94 0-1 2 IBB 1B 1-3		C SI 92 C CH 79 F CH 83 C CH 82 0-3 ② K	4	0	1	0	1	1	2
26 Jeff Francis, L (1, 1) 0 Adam Ottavino, S (6, 1) 59 Wilton Lopez, R (8, 1) 2 Troy Tulowitzki, R (8, PH) OBP: 0.410, SLG: 0.610 32 Tyler Chatwood, R (8, PR) ERA: 0.667, SLG: 0.667 49 Rex Brothers, L (9, 1) 34 Matt Belisle, R (10, 1) 16 Reid Brignac, L (10, PH) OBP: 0.325, SLG: 0.324		C SI 92 C SI 93 X FF 94 0-2 ② G5-3		1 SAFE B FF 88 B FF 90 B FF 92 B FF 91 4-0 SH1-3 1-2 BB		C FC 89 B FC 85 S FC 86 B CU 75 X FC 87 2-2 ① G3		I IN 60 I IN 67 I IN 63 I IN 60 4-0 1-2 IBB		F SI 94 F FF 95 F CH 84 X FF 96 0-2 1 DI 1-3 1B	1 1 0 0 0 0 0 1	0 0 0 0 0 0 0 0	0 0 0 0 0 0 0 1	0 0 0 0 0 0 0 0	1 0 0 1 0 0 0 0	0 0 0 0 0 0 0 0	0 0 0 0 0 0 0 0
Inning Stats	R: 2 H: 3 E: 0 LOB: 1 K: 0 BB: 0 S: 11 P: 18	R: 1 H: 1 E: 0 LOB: 1 K: 0 BB: 1 S: 11 P: 21	R: 0 H: 2 E: 0 LOB: 2 K: 1 BB: 0 S: 15 P: 24	R: 0 H: 0 E: 0 LOB: 2 K: 2 BB: 2 S: 8 P: 20	R: 1 H: 1 E: 0 LOB: 1 K: 0 BB: 1 S: 8 P: 18	R: 0 H: 0 E: 0 LOB: 0 K: 1 BB: 0 S: 7 P: 9	R: 0 H: 0 E: 0 LOB: 0 K: 2 BB: 0 S: 7 P: 8	R: 0 H: 2 E: 0 LOB: 3 K: 3 BB: 1 S: 17 P: 27	R: 0 H: 0 E: 0 LOB: 0 K: 1 BB: 0 S: 6 P: 12	R: 0 H: 2 E: 0 LOB: 2 K: 2 BB: 0 S: 16 P: 21	1B: 6 SF: 0 2B: 3 SAC: 1 3B: 0 DP: 0 HR: 2 HBP: 0						

PITCHER		IP	WLS	BF	H	R	ER	SO	BB	IBB	HBP	BLK	WP	HR	S	P	ERA	WHIP
55 Matt Moore, L ERA: 1.95	(1, 1)	5.0		26	7	4	4	3	4	0	0	0	0	2	53	101	7.20	2.200
35 Jamey Wright, R ERA: 1.42	(6, 1)	1.0		3	0	0	0	1	0	0	0	0	0	0	7	9	0.00	0.000
62 Joel Peralta, R ERA: 1.54	(7, 1)	1.0		3	0	0	0	2	0	0	0	0	0	0	7	8	0.00	0.000
57 Jake McGee, L ERA: 10.24	(8, 1)	0.2		5	2	0	0	2	0	1	0	0	0	0	14	22	0.00	3.000
47 Brandon Gomes, R ERA: 5.73	(8, 1)	0.1		1	0	0	0	1	0	0	0	0	0	0	3	5	0.00	0.000

PITCHER		IP	WLS	BF	H	R	ER	SO	BB	IBB	HBP	BLK	WP	HR	S	P	ERA	WHIP
43 Kyle Farnsworth, R ERA: 6.75	(9, 1)	1.0	W	3	0	0	0	1	0	0	0	0	0	0	6	12	0.00	0.000
56 Fernando Rodney, R ERA: 3.86	(10, 1)	1.0	S	5	2	0	0	2	0	0	0	0	0	0	16	21	0.00	2.000

BOTTOM

Tampa Bay Rays @ Colorado Rockies

Coors Field, Denver, CO

Fri May 03 2013, 6:41 PM - 10:15 PM MDT

Att. 30,255 - Partly Cloudy - 57 F

livebaseballscorecards.com

AB	40
R	4
H	11
RBI	4
BB	5
SO	12
LOB	25

1B: 6	SF: 0	WP: 0	PA: 46
2B: 3	SAC: 1	PB: 0	
3B: 0	DP: 0	SB: 0	
HR: 2	HBP: 0	CS: 0	

Batter	1	2	3	4	5	6	7	8	9	AB	R	H	RBI	BB	SO	LOB
8 Desmond Jennings, R (1, 8) OBP: 0.301, SLG: 0.413 30 Luke Scott, L (9, PH) OBP: 0.500, SLG: 0.750	X FF 88 0-0 3 1B 1B		C FF 86 X SL 82 0-1 ① G3-1	X CU 76 0-0 2B			T SI 93 S SL 85 B FF 95 S FF 94 1-3 ① K		B SI 89 C FS 81 S SI 88 D SI 90 F FS 83 B FS 81 F FS 80 B SI 88 4-2 1-2 BB	4 0	0 0	2 0	0 0	0 1	1 0	0 0
20 Matt Joyce, L (1, 9) OBP: 0.281, SLG: 0.451	S SI 87 C CH 80 B SI 87 F CH 79 1 SAFE 1 SAFE 1 SAFE B FF 87 B SI 87 3-2 ① X SI 87 F8		B CH 80 C SI 86 B SL 82 F CH 79 B SL 85 F SI 86 B SL 82 4-2 18 FC5-6 BB	F CH 79 X SL 80 0-1 ③ L6			X FF 94 0-0 ② G5-3		B SI 90 X SI 90 1-0 ② F9 2-3	4	0	0	0	1	0	4
18 Ben Zobrist, S (1, 4) (2, 6) OBP: 0.333, SLG: 0.414	B CU 76 C SI 87 X CH 79 1-1 ② F8		C SI 88 B CH 80 1 SAFE F FF 87 X FF 88 1-2 ② FC5-6 3 1B 21 2B 1-2f		C CH 79 B SI 86 F FF 86 X SL 84 1-2 ① G1-3		B SI 93 B CH 86 B FF 92 C FF 93 B SL 85 4-1 3 BLK BB		X FS 82 0-0 ③ G5-3	4	1	0	0	1	0	4
3 Evan Longoria, R (1, 5) OBP: 0.377, SLG: 0.541	B FF 88 C CH 80 1 SAFE D FF 89 B SL 83 X SI 88 3-1 1-3 1B		C FF 88 1 SAFE B CH 79 B SL 82 X CH 80 2-1 21 2B 2 1B 1-3 1B		C CU 75 X FF 86 0-1 ② F9		C SL 85 B SL 87 C FF 94 B FF 96 B FF 96 C SL 88 3-3 ③ 1-2			4	1	2	0	0	1	1
21 James Loney, L (1, 3) OBP: 0.430, SLG: 0.532	B CU 76 X CH 80 1-0 ③ L6		D CU 77 C FF 88 X CH 80 1-1 2 1B 1-3 3-H 2B		F FF 87 X FF 88 0-1 1B			F FF 90 X FS 83 0-1 19 G5-4-3 1B		4	1	3	1	0	0	2
2 Kelly Johnson, L (1, 7) OBP: 0.322, SLG: 0.423		C SI 86 X CH 79 0-1 ① F7	F CU 76 B FF 88 B FF 88 B CH 81 F CH 80 F SL 84 X SI 88 3-2 2-H 3-H 1B		F FF 88 C FF 88 D CU 75 S CH 79 1-3 ③ K			B SI 88 B SI 88 B SI 88 C SI 87 C SI 88 X SI 88 3-2 ① F8		4	0	1	2	0	1	2
11 Yunel Escobar, R (1, 6) OBP: 0.237, SLG: 0.279 19 Ryan Roberts, R (2, PR) OBP: 0.264, SLG: 0.353 (2, 4)		C SL 81 B SL 84 F SI 88 F FF 89 H FF 86 2-2 HBP	C FF 87 B CU 77 D SI 87 F FF 89 C SL 83 2-3 ③ K			C SL 85 C FF 94 F FF 96 B FF 96 F FF 94 F SL 88 X SL 86 1-2 ① F7		X SL 80 0-0 ②③ G5-4-3 1-2f	0 3	0 0	0 0	0 0	0 1	0 2	0 2
28 José Molina, R (1, 2) OBP: 0.250, SLG: 0.286		F FF 88 S FF 87 B SL 82 X SL 82 1-2 ② P3		F SL 84 S SL 79 F CU 76 B FF 86 B SI 84 B SL 80 F SI 84 X FF 86 3-2 ① G4-3		F SL 86 X SL 87 0-1 ② G5-3			C SI 88 X SL 80 0-1 ① L1	4	0	0	0	0	0	1
14 David Price, L (1, 1) 47 Brandon Gomes, R (7, 1) 27 Cesár Ramos, L (8, 1) 5 Sam Fuld, L (9, PH) OBP: 0.261, SLG: 0.190		X FF 86 0-0 ③ G6-3	C FF 86 B CU 76 B SI 86 C FF 85 B FF 87 F FF 87 F SI 85 X FF 86 3-2 ② G3			B FF 95 F FF 92 B FF 93 X FF 92 2-1 ③ G4-3			B FF 92 B SI 90 F FF 90 X SI 91 2-1 20 F9 30 BB 1B	3 0 0 1	0 0 0 0	0 0 0 1	0 0 0 0	0 0 0 0	0 0 0 0	1 0 0 0
Inning Stats	R: 0 E: 0 K: 0 S: 10 H: 2 LOB: 2 BB: 0 P: 18	R: 0 E: 0 K: 0 S: 9 H: 0 LOB: 1 BB: 0 P: 12	R: 3 E: 0 K: 1 S: 19 H: 3 LOB: 1 BB: 1 P: 32	R: 0 E: 0 K: 0 S: 13 H: 1 LOB: 1 BB: 0 P: 19	R: 0 E: 0 K: 1 S: 10 H: 1 LOB: 1 BB: 0 P: 12	R: 0 E: 0 K: 0 S: 10 H: 0 LOB: 0 BB: 0 P: 13	R: 0 E: 0 K: 2 S: 8 H: 0 LOB: 1 BB: 1 P: 16	R: 0 E: 0 K: 0 S: 6 H: 1 LOB: 0 BB: 0 P: 9	R: 0 E: 0 K: 0 S: 10 H: 1 LOB: 2 BB: 1 P: 17	1B: 7 2B: 2 3B: 0 HR: 0 SF: 0 SAC: 0 DP: 1 HBP: 1						WP: 0 PB: 0 SB: 0 CS: 0 PA: 39	

PITCHER	IP	WLS	BF	H	R	ER	SO	BB	IBB	HBP	BLK	WP	HR	S	P	ERA	WHIP
27 Jon Garland, R (1, 1) ERA: 4.75	5.0	W	24	7	3	3	2	1	0	1	0	0	0	61	93	5.40	1.600
61 Edgmer Escalona, R (6, 1) ERA: 1.96	2.0	H	7	0	0	0	2	1	0	0	1	0	0	18	29	0.00	0.500
59 Wilton Lopez, R (8, 1) ERA: 4.91	2.0		8	2	0	0	0	1	0	0	0	0	0	16	26	0.00	1.500

PITCHER	IP	WLS	BF	H	R	ER	SO	BB	IBB	HBP	BLK	WP	HR	S	P	ERA	WHIP

TOP

Tampa Bay Rays @ Colorado Rockies

Coors Field, Denver, CO

Sat May 04 2013, 6:12 PM - 9:16 PM MDT

Att. 29,099 - Cloudy - 54 F

livebaseballscorecards.com

AB	35
R	3
H	9
RBI	3
BB	3
SO	4
LOB	17

Batter	1	2	3	4	5	6	7	8	9	AB	R	H	RBI	BB	SO	LOB
1 Eric Young Jr., S (1, 8) OBP: 0.341, SLG: 0.464	C FF 90 X SI 91 0-1 14 1B 2 1B 1B		X SI 90 0-0 5 BB 2 2B 1B	B FC 86 B FC 88 X FF 91 2-0 ② G4-3 2-3			S FF 90 B FF 91 X SI 91 1-1 ① G6-3	X FF 90 0-0 14 FC5-4 1B		5	2	3	0	0	0	1
14 Josh Rutledge, R (1, 4) OBP: 0.303, SLG: 0.380	X SI 91 0-0 2 1B 1-2 1B		C FC 86 1 SAFE F FC 88 C SI 92 0-3 ① K	B FF 92 X SI 91 1-0 ③ G6-3			C KC 78 C KC 76 B FC 87 S CH 84 1-3 ② K	X FF 90 0-0 ② FC5-4 1-2f		5	0	1	0	0	2	3
5 Carlos González, L (1, 7) OBP: 0.406, SLG: 0.582	B FF 90 T SI 91 B SI 93 C FF 92 B FF 93 S SI 92 3-3 ① K		B SI 91 1 SAFE B SI 91 F SI 92 B FF 92 B FF 92 4-1 2 2B 1-2 BB		S KC 77 B FF 90 X FC 85 1-1 HR		C SI 92 B SI 92 X FF 92 1-1 2 E 2 1B 3 E 1B	C FF 90 B FF 90 X FF 91 1-1 ③ F8		4	3	2	1	1	1	3
2 Troy Tulowitzki, R (1, 6) OBP: 0.433, SLG: 0.635 59 Wilton Lopez, R (8, 1)	X CH 84 0-0 1-3 2-H 1B		F FC 88 X CH 84 0-1 20 FC6-4 1-H 2-H 2B		F SI 91 H SI 90 1-1 3 FC6-4 HBP		C SI 92 F SI 93 F FC 90 X CH 84 0-2 E5 3 E 28 HR 1-3 1B			3 0	1 0	3 0	3 0	0 0	0 0	0 0
3 Michael Cuddyer, R (1, 9) OBP: 0.380, SLG: 0.570	B CH 84 S FF 92 C FC 88 C FF 93 1-3 ② K		B SI 92 B FC 88 C FC 87 T FC 89 B SI 93 F FC 90 B SI 93 4-2 20 FC6-4 BB		1 SAFE B FC 86 X FF 92 1-0 ① FC6-4 20 G6-4-3 1-2f		S CH 83 B FC 88 B SI 92 F CH 82 F SI 93 X KC 76 2-2 E6 20 BB 28 HR 2-3 3-H			3	1	0	0	1	1	4
20 Wilin Rosario, R (1, 2) OBP: 0.340, SLG: 0.581	X CH 85 0-0 ③ F8		B FC 88 B FC 87 S CH 84 B FF 92 X CH 84 3-1 ② FC6-4 1-2f 2-3		C FC 87 X SI 92 0-1 ②③ G6-4-3 1-2f		1 SAFE S SI 90 B FF 91 B CH 82 B CH 82 B SI 91 4-1 28 HR 1-2 BB			3	1	0	0	1	0	5
28 Nolan Arenado, R (1, 5) OBP: 0.357, SLG: 0.615		X FC 87 0-0 ① F8	B FF 92 B SI 92 B CH 83 C SI 93 X CH 84 3-1 ③ F8			F FC 87 X KC 76 0-1 ① G5-3	B CH 81 F CH 83 X KC 76 1-1 1-H 2-H 3-H HR			4	1	1	4	0	0	2
15 Jordan Pacheco, R (1, 3) OBP: 0.356, SLG: 0.368		C SI 91 X KC 80 0-1 ② F8		C SI 91 B SI 93 C FC 88 X KC 78 1-2 1 G4-3 2B		B SI 90 C SI 91 X CH 82 1-1 ② G6-3	S SL 80 C FF 92 B FF 92 B FS 85 B SL 79 F FF 92 X FF 91 3-2 ③ F9			4	0	1	0	0	0	0
27 Jon Garland, R (1, 1) OBP: 0.091, SLG: 0.091 61 Edgmer Escalona, R (6, 1) 18 Jonathan Herrera, S (8, 6) OBP: 0.293, SLG: 0.333		C SI 91 X SI 93 0-1 ③ L4		L FF 89 L FF 90 L FC 88 0-3 ① K		C SI 91 X SI 90 0-1 ③ G5-3		C SI 89 B CU 71 X FF 90 1-1 ① G4-3		2 1 1	0 0 0	0 0 0	0 0 0	0 0 0	1 0 0	1 0 0
Inning Stats	R: 1 E: 0 K: 2 S: 11 H: 3 LOB: 2 BB: 0 P: 15	R: 0 E: 0 K: 0 S: 5 H: 0 LOB: 0 BB: 0 P: 5	R: 2 E: 0 K: 1 S: 14 H: 2 LOB: 2 BB: 2 P: 28	R: 0 E: 0 K: 1 S: 8 H: 1 LOB: 1 BB: 0 P: 12	R: 1 E: 0 K: 0 S: 6 H: 1 LOB: 0 BB: 0 P: 9	R: 0 E: 0 K: 0 S: 6 H: 0 LOB: 0 BB: 0 P: 7	R: 5 E: 2 K: 1 S: 22 H: 3 LOB: 0 BB: 1 P: 35	R: 0 E: 0 K: 0 S: 6 H: 1 LOB: 1 BB: 0 P: 8		1B: 7 2B: 2 3B: 0 HR: 2 SF: 0 SAC: 0 DP: 1 HBP: 1						

PITCHER		IP	WLS	BF	H	R	ER	SO	BB	IBB	HBP	BLK	WP	HR	S	P	ERA	WHIP
14 David Price, L ERA: 5.24	(1, 1)	6.2	L	34	10	9	4	5	3	0	1	0	0	2	68	104	5.40	1.950
47 Brandon Gomes, R ERA: 5.56	(7, 1)	0.1		1	0	0	0	0	0	0	0	0	0	0	4	7	0.00	0.000
27 Cesár Ramos, L ERA: 6.14	(8, 1)	1.0		4	1	0	0	0	0	0	0	0	0	0	6	8	0.00	1.000

PITCHER	IP	WLS	BF	H	R	ER	SO	BB	IBB	HBP	BLK	WP	HR	S	P	ERA	WHIP

BOTTOM

Tampa Bay Rays @ Colorado Rockies

Coors Field, Denver, CO

Sat May 04 2013, 6:12 PM - 9:16 PM MDT

Att. 29,099 - Cloudy - 54 F

livebaseballscorecards.com

AB	35
R	9
H	11
RBI	8
BB	3
SO	5
LOB	19

1B: 7	SF: 0	WP: 0	PA: 39
2B: 2	SAC: 0	PB: 0	
3B: 0	DP: 1	SB: 0	
HR: 2	HBP: 1	CS: 0	

Batter	1	2	3	4	5	6	7	8	9	AB	R	H	RBI	BB	SO	LOB
8 Desmond Jennings, R (1, 8) OBP: 0.305, SLG: 0.412	B FF 90 S FF 90 X FF 88 1-1 3 F9 21 1B 20 BB 1B		X FF 90 0-0 20 FC4-6 1B		C SL 79 S SL 84 B FF 92 B SL 84 X SL 83 2-2 ③ F9		B FF 90 B SL 80 F SL 79 X CH 81 2-1 ② P3		X CH 82 0-0 ① F9	5	1	2	0	0	0	1
20 Matt Joyce, L (1, 9) OBP: 0.287, SLG: 0.435	B FF 90 B SI 87 B SI 87 B FF 90 4-0 21 1B 2 WP 1-2 BB		C FF 90 X SL 81 0-1 ① FC4-6 3 G4-6-3 1-2f			C SL 78 B FF 91 B CH 82 S SL 79 B SI 90 D SI 91 4-2 21 1B 2 1B BB	X FF 89 0-0 ③ F7		S SL 82 C FF 93 S SL 82 0-3 ② K	3	2	0	0	2	1	2
3 Evan Longoria, R (1, 5) OBP: 0.370, SLG: 0.522	X FF 90 0-0 ① F9 2-3		C FF 91 X FF 90 0-1 ②③ G4-6-3 1-2f			S SL 80 C FF 90 S SL 82 0-3 ① K		C SI 89 B CH 80 B SI 92 B SI 89 F SI 90 B SI 90 4-2 2 PB 21 1B 59 1B BB	B CH 82 X SI 90 1-0 ③ G6-3	4	1	0	0	1	1	5
21 James Loney, L (1, 3) OBP: 0.444, SLG: 0.542	X FF 89 0-0 2 WP 2 1B 1-3 3-H 1B			B FF 89 C SL 78 F SL 81 F FF 91 C FF 90 1-3 ① K		B CH 83 1 SAFE X CH 82 1-0 19 PB 2 1B 19 2B 1-3 1B		B SL 82 X SI 90 1-0 2 PB 59 1B 1-2 1B		4	3	3	1	0	1	0
2 Kelly Johnson, L (1, 7) OBP: 0.330, SLG: 0.427	B CH 83 C FF 90 2 SAFE B CH 84 F CH 82 F FF 91 B SI 91 X SL 81 3-2 59 CS 1-H 3-H 1B			X FF 90 0-0 ② G4-3		B SI 92 B CH 83 X CH 83 2-0 19 PB 19 2B 1-2 3-H 1B		B SL 81 C FF 93 S SL 81 B SL 82 S SL 83 2-3 ① K 1-2 2-3		4	1	2	2	0	1	2
19 Ryan Roberts, R (1, 4) OBP: 0.276, SLG: 0.375	B FF 91 1 SAFE C SL 80 F SI 89 S SL 82 1-3 ② K			X FF 91 0-0 1B		C SL 82 D SI 91 B SI 91 F SL 79 B SI 91 X FF 92 3-2 1-H 2-H 2B		B CH 83 C FF 94 X CH 83 1-1 ② G6-3		4	0	2	2	0	1	3
59 Jose Lobaton, S (1, 2) OBP: 0.298, SLG: 0.444	C FF 90 B SI 89 B FF 90 2-1 ③ CS 1-2	F CH 80 X FF 89 0-1 E4 53 G6-4-3 1 BB		B SL 80 B FF 90 C SI 88 X SI 89 2-1 ③ F8		X CH 84 0-0 ② P6		X FF 93 0-0 2-H 3-H 1B		4	0	1	2	0	0	2
1 Sean Rodríguez, R (1, 6) OBP: 0.333, SLG: 0.400		B SL 78 C FF 89 B FF 88 B SI 87 C FF 89 B FF 90 4-2 53 G6-4-3 1-2 BB			C CH 80 X SL 80 0-1 ① L7	X FF 90 0-0 ③ F8		C CH 82 B CH 82 X SI 90 1-1 ③ P4		3	0	0	0	1	0	2
53 Alex Cobb, R (1, 1) 57 Jake McGee, L (7, 1) 62 Joel Peralta, R (8, 1) 30 Luke Scott, L (9, PH) OBP: 0.545, SLG: 0.778 35 Jamey Wright, R (9, 1)		M FF 86 2 SAFE S SL 80 X SL 81 0-2 ①②③ G6-4-3 1-2f 2-3			X FF 89 0-0 ② G4-3		X FF 88 0-0 ① L8		B SL 80 B FF 91 X FF 92 2-0 1B	3 0 0 1 0	0 0 0 0 0	0 0 0 1 0	0 0 0 0 0	0 0 0 0 0	0 0 0 0 0	2 0 0 0 0
Inning Stats	R: 3 H: 3 E: 0 LOB: 0 K: 1 BB: 1 S: 12 P: 23	R: 0 H: 0 E: 1 LOB: 0 K: 0 BB: 1 S: 7 P: 11	R: 0 H: 1 E: 0 LOB: 0 K: 0 BB: 0 S: 5 P: 5	R: 0 H: 1 E: 0 LOB: 1 K: 1 BB: 0 S: 8 P: 11	R: 0 H: 0 E: 0 LOB: 0 K: 0 BB: 0 S: 6 P: 8	R: 3 H: 3 E: 0 LOB: 1 K: 1 BB: 1 S: 12 P: 22	R: 0 H: 0 E: 0 LOB: 0 K: 0 BB: 0 S: 4 P: 6	R: 2 H: 2 E: 0 LOB: 1 K: 1 BB: 1 S: 11 P: 20	R: 0 H: 1 E: 0 LOB: 1 K: 1 BB: 0 S: 6 P: 9	1B: 10 2B: 1 3B: 0 HR: 0	SF: 0 SAC: 0 DP: 2 HBP: 0					

PITCHER		IP	WLS	BF	H	R	ER	SO	BB	IBB	HBP	BLK	WP	HR	S	P	ERA	WHIP
45 Jhoulys Chacín, R ERA: 2.56	(1, 1)	7.0	L	29	8	6	5	3	3	0	0	0	1	0	54	86	6.43	1.571
88 Josh Outman, L ERA: 4.5	(8, 1)	2.0		10	3	2	1	2	1	0	0	0	0	0	17	29	4.50	2.000

PITCHER	IP	WLS	BF	H	R	ER	SO	BB	IBB	HBP	BLK	WP	HR	S	P	ERA	WHIP

TOP

Tampa Bay Rays @ Colorado Rockies

Coors Field, Denver, CO

Sun May 05 2013, 2:11 PM - 5:10 PM MDT

Att. 39,220 - Overcast - 55 F

livebaseballscorecards.com

AB	35
R	8
H	11
RBI	7
BB	4
SO	5
LOB	19

1B: 10 SF: 0
2B: 1 SAC: 0
3B: 0 DP: 2
HR: 0 HBP: 0

WP: 1 PA: 40
PB: 2
SB: 0
CS: 1

Batter	1	2	3	4	5	6	7	8	9	AB	R	H	RBI	BB	SO	LOB
Dexter Fowler, S (1, 8) OBP: 0.403, SLG: 0.581	F SI 90 B CH 84 F CH 82 B SI 90 S SI 88 2-3 ① **K**		S KC 78 B CH 85 S CH 84 S FF 91 1-3 ① **K**		B SI 89 X CH 85 1-0 ① **F8**		S KC 81 X KC 81 0-1 ② **G3-1**		B CH 82 S FC 86 B CU 77 F FC 87 B CH 83 F FC 87 S FC 86 3-3 ② **K**	5	0	0	0	0	3	0
28 Nolan Arenado, R (1, 5) OBP: 0.364, SLG: 0.677	X SI 90 0-0 ② **G4-3**		C KC 79 X SI 91 0-1 ② **G3**		X KC 79 0-0 5 1B **1B**		B KC 80 X KC 79 1-0 **HR**		B FC 88 B CH 83 S SI 88 F FC 88 S CU 78 2-3 ③ **K**	5	1	2	1	0	1	0
5 Carlos González, L (1, 7) OBP: 0.409, SLG: 0.579	B FF 90 C SI 89 X CH 84 1-1 2 S **1B**		F KC 80 C SI 90 B FF 90 F CH 86 B FF 90 F SI 90 X CH 86 2-2 ③ **F7**		1 SAFE F SI 90 F CH 85 1 SAFE F CH 86 X SI 90 0-2 2 G6-4-3 **1-2** **1B**		L SI 97 B SI 94 B SI 96 C SI 94 S FF 96 2-3 ③ **K**			4	0	2	0	0	1	0
2 Troy Tulowitzki, R (1, 6) OBP: 0.435, SLG: 0.663	C FF 88 B KC 80 F SI 89 B CH 84 F FF 91 S CH 84 2-3 ③ **K** **1-2**			B SI 89 B SI 90 B SI 90 C SI 88 X FF 90 3-1 **HR**	X KC 79 0-0 ② ③ **G6-4-3** **1-2f**			F FF 90 B FF 89 B FS 81 C CU 79 X FF 91 2-2 20 F8 3 1B **1B**		4	1	2	1	0	1	3
3 Michael Cuddyer, R (1, 9) OBP: 0.392, SLG: 0.604		C KC 78 C FF 90 B SI 90 B CH 85 X CH 83 2-2 **HR**		B KC 80 B SI 90 F FF 90 B CH 86 X SI 90 3-1 ① **G6-3**		C KC 77 B KC 80 B SI 89 F CH 84 X KC 81 2-2 17 FC5-4 **1B**		S CU 77 C FF 90 X FS 81 0-2 **1-2** **1B**		4	1	3	1	0	0	0
17 Todd Helton, L (1, 3) OBP: 0.327, SLG: 0.400		C SI 90 F CH 86 F SI 90 X KC 81 0-2 ① **G4-3**		B CH 85 F CH 86 F SI 89 F FF 90 X KC 80 1-2 14 BB **1B**		D KC 79 1 SAFE X CH 84 1-0 ① **FC5-4** **1-2f**		C FF 90 C FS 81 S FF 91 0-3 ① **K**		4	0	1	0	0	1	3
20 Wilin Rosario, R (1, 2) OBP: 0.327, SLG: 0.557		F FF 90 C KC 79 B FF 91 B CH 87 X SI 90 2-2 ② **P3**		B FF 90 F CH 84 X FF 89 1-1 ② **L4**		B KC 78 F CH 83 S KC 80 S KC 80 1-3 ② **K**		C CU 80 X FS 81 0-1 ② **F8** **2-3**		4	0	0	0	0	1	4
14 Josh Rutledge, R (1, 4) OBP: 0.301, SLG: 0.369		B FF 89 F CH 84 X SI 89 1-1 **E6**		B FF 90 C KC 79 F CH 85 B FF 90 B CH 84 B CH 84 4-2 **1-2** **BB**		B FF 91 F CH 84 C SI 91 D CH 87 S CH 85 2-3 ③ **K**		C FS 80 X CU 79 0-1 ③ **L6**		3	0	0	0	1	1	3
45 Jhoulys Chacín, R (1, 1) OBP: 0.154, SLG: 0.167 1 Eric Young Jr., S (7, PH) OBP: 0.337, SLG: 0.459 88 Josh Outman, L (8, 1) 16 Reid Brignac, L (9, PH) OBP: 0.317, SLG: 0.316		B FF 90 X FF 89 1-0 ③ **G6-3**		F FF 90 F KC 78 D KC 80 X SI 89 1-2 ③ **G6-3**			B FF 90 C SI 90 F CH 86 S SI 90 1-3 ① **K**		F SI 88 B CU 75 B FC 85 S FC 86 T CU 76 2-2 ① **K**	2 1 0 1	0 0 0 0	0 0 0 0	0 0 0 0	0 0 0 0	0 1 0 1	3 0 0 0
Inning Stats	R: 0 H: 1 E: 0 LOB: 1 K: 2 BB: 0 S: 10 P: 15	R: 1 H: 1 E: 1 LOB: 1 K: 0 BB: 0 S: 13 P: 19	R: 0 H: 0 E: 0 LOB: 0 K: 1 BB: 0 S: 10 P: 13	R: 1 H: 2 E: 0 LOB: 2 K: 0 BB: 1 S: 15 P: 28	R: 0 H: 2 E: 0 LOB: 1 K: 0 BB: 0 S: 7 P: 8	R: 0 H: 1 E: 1 LOB: 1 K: 2 BB: 0 S: 10 P: 16	R: 1 H: 1 E: 0 LOB: 0 K: 2 BB: 0 S: 9 P: 13	R: 0 H: 2 E: 0 LOB: 2 K: 1 BB: 0 S: 13 P: 15	R: 0 H: 0 E: 0 LOB: 0 K: 3 BB: 0 S: 10 P: 17	1B: 7 2B: 0 3B: 0 HR: 3	SF: 0 SAC: 0 DP: 1 HBP: 0		WP: 0 PB: 0 SB: 1 CS: 0	PA: 38			

PITCHER		IP	WLS	BF	H	R	ER	SO	BB	IBB	HBP	BLK	WP	HR	S	P	ERA	WHIP
53 Alex Cobb, R ERA: 2.79	(1, 1)	6.2	W	29	8	3	3	6	1	0	0	0	0	3	71	107	4.05	1.350
57 Jake McGee, L ERA: 9.9	(7, 1)	0.1	H	1	0	0	0	1	0	0	0	0	0	0	3	5	0.00	0.000
62 Joel Peralta, R ERA: 1.42	(8, 1)	1.0		5	2	0	0	1	0	0	0	0	0	0	13	15	0.00	2.000
35 Jamey Wright, R ERA: 1.32	(9, 1)	1.0		3	0	0	0	3	0	0	0	0	0	0	10	17	0.00	0.000

PITCHER	IP	WLS	BF	H	R	ER	SO	BB	IBB	HBP	BLK	WP	HR	S	P	ERA	WHIP

BOTTOM

Tampa Bay Rays @ Colorado Rockies

Coors Field, Denver, CO

Sun May 05 2013, 2:11 PM - 5:10 PM MDT

Att. 39,220 - Overcast - 55 F

livebaseballscorecards.com

AB	37
R	3
H	10
RBI	3
BB	1
SO	11
LOB	16

Toronto Blue Jays @ Tampa Bay Rays

Tropicana Field, St. Petersburg, FL

Mon May 06 2013, 7:12 PM - 10:43 PM EDT

Att. 9,952 - Dome - 72 F

TOP

livebaseballscorecards.com

Batter	1	2	3	4	5	6	7	8	9	AB	R	H	RBI	BB	SO	LOB
13 Brett Lawrie, R (1, 5) OBP: 0.266, SLG: 0.357	C FF 90 C FF 90 B CH 80 S FF 90 1-3 **K** ①		1 SAFE 1 SAFE S CH 79 1 SAFE 1 SAFE X FF 89 0-1 G5-4-3 ①② 1-2f	F FF 90 B FF 90 B CU 76 B FF 90 B SI 90 4-1 53 1B 1-2 BB		B SI 97 B FF 93 S FF 96 F SI 97 S FF 98 2-3 **K** ②		B CU 79 B CU 79 C FF 89 B FF 89 B CU 79 4-1 19 SF9 53 E 1-2 BB	1 SAFE C SI 89 1 SAFE B SI 90 F SI 90 B FC 88 S CU 77 2-3 **K** ③ 1-2	4	0	0	0	2	3	2
53 Melky Cabrera, S (1, 7) OBP: 0.298, SLG: 0.318 11 Rajai Davis, R (8, PR) OBP: 0.311, SLG: 0.400 (8, 7)	F SI 90 X CH 79 0-1 G4-3 ②		C CH 77 B CU 78 B CH 79 B CH 78 X FF 88 3-1 19 BB 1B	B CH 78 C CH 78 B FF 90 C FF 90 B FF 90 F CH 78 F FF 90 X FF 90 3-2 1-2 2-H 1B		X FF 97 0-0 G6-3 ③		B CH 79 S CH 83 X CH 83 1-1 FC6 1-2 2-3		5	0	2	1	0	0	2
										0	0	0	0	0	0	0
19 José Bautista, R (1, 9) OBP: 0.348, SLG: 0.500	C SI 88 B CU 75 S CH 78 B CH 78 F CH 79 X CU 78 2-2 10 FC6-4 1B		F FF 90 B SI 90 B SI 90 B SI 90 B CH 79 4-1 1-2 BB	C FF 90 S FF 90 B FF 90 C CU 80 1-3 **K** ③			C SL 81 B SI 93 S CH 89 X FF 95 1-2 10 1B 26 FC4-2 1B	B SI 96 F CH 83 B CH 86 B SI 96 X SI 95 3-1 SF9 ② 2-3 3-H		3	0	2	1	1	1	2
10 Edwin Encarnación, R (1, 3) OBP: 0.295, SLG: 0.452	B SI 89 B SI 89 D CU 77 C CH 78 X FF 90 3-1 FC6-4 ③ 1-2f		B FF 91 B SI 91 X FF 91 2-0 P2 ③		C CH 78 X FF 89 0-1 G4-3 ①		C FF 92 1 SAFE F CH 89 F FF 95 X SL 81 0-2 26 S 1-3 1B	C SI 97 B SI 96 F SI 98 X CH 85 1-2 G5-3 ③		5	0	1	0	0	0	5
26 Adam Lind, L (1, 10) OBP: 0.392, SLG: 0.298 1 Emilio Bonifácio, S (9, PR) OBP: 0.203, SLG: 0.284 (9, 10)		S CU 74 C FF 90 B FF 91 B CU 79 F CU 77 B FF 90 F FF 91 C FF 90 3-3 **K** ①		B FF 87 C FF 89 S CH 78 X CH 76 1-2 28 HR 1B	B CU 75 C FF 88 B FF 90 X FF 89 2-1 F8 ②		F SL 84 B SL 84 B SL 85 X SL 84 2-1 FC4-2 ① 1-2 3-H		B SI 97 B SI 96 B SI 96 C SI 96 F SI 96 B CH 86 4-2 28 E 28 S 9 HR BB	4	1	1	0	1	1	2
										0	1	0	0	0	0	0
28 Colby Rasmus, L (1, 8) OBP: 0.315, SLG: 0.446		C CU 75 S CH 80 B CH 80 B FF 91 F CH 79 B FF 90 B CH 79 4-2 BB		C SI 90 X SI 90 0-1 1-H HR	C CU 75 B CU 78 X CH 78 1-1 F8 ③		C CU 78 B CU 79 F CU 78 S FF 91 1-3 **K** ②		C SI 96 M SI 96 1 SAFE B CH 85 B CH 85 B SI 98 S CH 87 3-3 **K** ① 1-3	4	1	1	2	1	2	3
3 Maicer Izturis, S (1, 4) OBP: 0.240, SLG: 0.290 (6, 6)		C SI 90 1 SAFE X FF 90 0-1 F9 ②		C FF 90 X CU 77 0-1 G6-3 ①		C SI 96 B SI 96 X FF 92 1-1 16 HR 1B	C CU 78 S FS 82 F FF 92 F FS 82 F FS 82 X FF 91 0-2 F8 ③		B SI 97 B SI 97 C CH 87 X CH 87 2-1 G3 ②	5	1	1	0	0	0	5
22 Henry Blanco, R (1, 2) OBP: 0.174, SLG: 0.182 9 J.P. Arencibia, R (6, PH) OBP: 0.267, SLG: 0.542 (6, 2)		X SI 90 0-0 F9 ③		B CH 78 S CH 79 B FF 91 F CH 78 F FF 90 X FF 91 2-2 F8 ②		F SI 95 D SI 96 S FF 97 F SI 98 X FF 97 1-2 P4 ①		B FF 89 X FF 90 1-0 53 E 13 BB 19 SF9 1B	B SI 97 B SI 97 C SI 96 F SI 96 X FF 97 2-2 3-H HR	2	0	0	0	0	0	1
										3	2	2	2	0	0	1
66 Munenori Kawasaki, L (1, 6) OBP: 0.353, SLG: 0.309 16 Mark DeRosa, R (6, PH) OBP: 0.313, SLG: 0.550 (6, 4)			C FF 90 C FF 90 X FF 90 0-2 13 G5-4-3 1B	C FF 90 F FF 90 B CH 78 B FF 90 F FF 91 B FF 90 F FF 90 B FF 90 4-2 13 WP 53 1B BB		C SI 97 S SI 97 X SI 98 0-2 1-H HR		F FF 89 B FS 81 D FS 80 S FF 90 S FS 81 2-3 **K** ①	B SI 98 B SI 96 B SI 96 B SI 96 4-0 13 WP BB	1	1	1	0	1	0	0
										2	1	1	2	1	1	1
Inning Stats	R: 0 E: 0 K: 1 S: 11 H: 1 LOB: 1 BB: 0 P: 17	R: 0 E: 0 K: 1 S: 11 H: 0 LOB: 1 BB: 1 P: 18	R: 0 E: 0 K: 0 S: 9 H: 2 LOB: 2 BB: 1 P: 18	R: 3 E: 0 K: 1 S: 24 H: 3 LOB: 2 BB: 2 P: 39	R: 0 E: 0 K: 0 S: 6 H: 0 LOB: 0 BB: 0 P: 9	R: 2 E: 0 K: 1 S: 13 H: 2 LOB: 0 BB: 0 P: 17	R: 0 E: 0 K: 1 S: 18 H: 2 LOB: 2 BB: 0 P: 22	R: 1 E: 1 K: 1 S: 12 H: 1 LOB: 2 BB: 1 P: 24	R: 2 E: 0 K: 2 S: 13 H: 1 LOB: 2 BB: 2 P: 30	1B: 9 2B: 0 3B: 0 HR: 3 SF: 1 SAC: 0 DP: 1 HBP: 0	WP: 2 PB: 0 SB: 2 CS: 0 PA: 46					

PITCHER		IP	WLS	BF	H	R	ER	SO	BB	IBB	HBP	BLK	WP	HR	S	P	ERA	WHIP
58 Jeremy Hellickson, R ERA: 4.79	(1, 1)	5.0		24	6	3	3	3	4	0	0	0	1	1	61	101	5.40	2.000
57 Jake McGee, L ERA: 10.64	(6, 1)	1.0		5	2	2	2	1	0	0	0	0	0	1	13	17	18.00	2.000
43 Kyle Farnsworth, R ERA: 6.43	(7, 1)	0.1	H	3	2	0	0	0	0	0	0	0	0	0	9	12	0.00	6.000
62 Joel Peralta, R ERA: 1.32	(7, 1)	1.0	H	5	1	1	0	2	1	0	0	0	0	0	14	22	0.00	2.000
56 Fernando Rodney, R ERA: 5.06	(8, 1)	1.1	L	8	1	2	2	1	2	0	0	0	0	1	17	37	13.50	2.250

PITCHER		IP	WLS	BF	H	R	ER	SO	BB	IBB	HBP	BLK	WP	HR	S	P	ERA	WHIP
35 Jamey Wright, R ERA: 1.29	(9, 1)	0.1		1	0	0	0	1	0	0	0	0	1	0	3	5	0.00	0.000

AB	38
R	8
H	12
RBI	8
BB	7
SO	8
LOB	24

BOTTOM

Toronto Blue Jays @ Tampa Bay Rays

Tropicana Field, St. Petersburg, FL

Mon May 06 2013, 7:12 PM - 10:43 PM EDT

Att. 9,952 - Dome - 72 F

livebaseballscorecards.com

Batter	1	2	3	4	5	6	7	8	9	AB	R	H	RBI	BB	SO	LOB
8 Desmond Jennings, R (1, 8) OBP: 0.308, SLG: 0.407	C FF 82 X CH 80 0-1 2 1B 1B	B CH 79 B CH 80 B FF 82 B FF 85 4-0 19 1B 2 1B 3 HR 1-2 BB	C CU 71 B SI 82 B CH 76 X CH 80 2-1 F7 ①	B SI 84 C FF 85 B CU 72 B SI 85 F FF 85 F FF 86 C FF 86 3-3 K ③		D SI 89 T FF 87 X FF 88 1-1 FC6-4 ③ 1-2f		4	1	1	0	1	1	2
2 Kelly Johnson, L (1, 7) OBP: 0.343, SLG: 0.437	C FF 82 1 SAFE X CH 79 0-1 ① 19 BB 1-2 1B	B FF 85 B SI 85 X SI 86 2-0 19 1B 3 HR 1-2 2-H 1B	B SI 83 B CU 71 C CH 78 S SI 84 X CU 72 2-2 L6 ②				B CU 83 S SL 86 B FF 94 F SL 86 F SL 86 X CU 82 2-2 1B		C FC 90 B FC 90 C FC 90 B FC 88 C FC 91 2-3 K ①	5	1	3	1	0	1	0
19 Ryan Roberts, R (1, 4) OBP: 0.284, SLG: 0.368	B CH 78 F SI 83 C SI 83 B FF 84 B FF 85 1 SAFE B SI 84 4-2 1-2 BB	B FC 81 B SI 85 C FF 83 X CH 80 2-1 3 HR 1-2 2-3 1B	B FF 84 C SI 83 C FC 80 X CU 73 1-2 G5-3 ③				1 SAFE 1 SAFE 1 SAFE F FF 93 B FF 94 C FF 93 F FF 94 B SL 84 B SL 86 3-3 C SL 87 K ①		X FC 89 0-0 G4-3 ②	4	1	1	0	1	1	1
3 Evan Longoria, R (1, 5) OBP: 0.371, SLG: 0.542	X CU 73 0-0 F4 ②	B FF 86 C FF 86 B FF 84 X SI 81 2-1 1-H 2-H 3-H HR	B FC 80 C FF 85 F FC 81 B CU 71 X FF 86 2-2 1B				C SL 85 B FF 95 C FF 95 1 SAFE B FF 94 X SL 86 2-2 F8 ②		F FC 90 B FC 90 B FC 89 X CU 73 2-1 G5-3 ③	5	1	2	4	0	0	3
21 James Loney, L (1, 3) OBP: 0.436, SLG: 0.540	C SI 84 C SI 84 D CH 79 F SI 85 X FC 79 1-2 F8 ③	C FF 86 X SI 85 0-1 30 HR 2B	F CH 79 X SI 84 0-1 F9 ①				B SL 85 C SL 85 X FF 95 1-1 G1-3 ③			4	1	1	0	0	0	4
1 Sean Rodríguez, R (1, 6) OBP: 0.313, SLG: 0.372 11 Yunel Escobar, R (6, 6) OBP: 0.234, SLG: 0.276		B CH 78 S SI 81 C CH 81 F SI 85 B FF 80 B FF 85 C FF 83 3-3 K ① B FF 82 C FF 86 F CH 80 F FC 81 S FF 85 1-3 K ①	B FF 79 C CH 78 F FF 81 X SI 84 1-2 F9 ②					F SI 88 X FF 87 0-1 G3 ①		3 1	0 0	0 0	0 0	0 0	2 0	2 0
30 Luke Scott, L (1, 10) OBP: 0.533, SLG: 0.923	C FF 82 B SI 85 C SI 84 B CU 74 X FF 85 2-2 P6 ② C CU 74 X CU 74 0-1 2-H HR	B CH 78 F SI 88 X CH 84 1-2 G4-3 ③					C SL 75 B SL 76 F SI 88 X FF 88 1-2 5 BLK 1B		4	1	2	2	0	0	1
28 José Molina, R (1, 2) OBP: 0.234, SLG: 0.267	B CH 79 F FF 86 X FF 85 1-1 G6-3 ③ X CH 79 0-0 G6-3 ②					C SI 83 B CH 77 B FF 84 X FF 83 2-1 G6-3 ①		X FF 88 0-0 L8 ②		4	0	0	0	0	0	1
5 Sam Fuld, L (1, 9) OBP: 0.280, SLG: 0.200		C FF 83 B SI 83 X FF 80 1-1 8 BB 2 1B 1B C SI 86 B SI 86 B CH 78 C FF 80 2-3 K ③				F SI 83 C SI 84 B CH 78 T CH 77 1-2 K ②		C SI 88 B SI 88 B SI 89 C FF 88 B FF 88 B FF 88 4-2 8 FC6-4 1-2 BB		3	1	1	0	1	2	0
Inning Stats	R: 0 E: 0 K: 0 S: 11 H: 2 LOB: 2 BB: 1 P: 16	R: 0 E: 0 K: 1 S: 9 H: 0 LOB: 0 BB: 0 P: 15	R: 7 E: 0 K: 2 S: 19 H: 6 LOB: 0 BB: 1 P: 33	R: 0 E: 0 K: 0 S: 8 H: 0 LOB: 0 BB: 0 P: 13	R: 0 E: 0 K: 0 S: 11 H: 1 LOB: 1 BB: 0 P: 15	R: 0 E: 0 K: 2 S: 9 H: 0 LOB: 0 BB: 0 P: 15	R: 0 E: 0 K: 1 S: 13 H: 1 LOB: 1 BB: 0 P: 21	R: 0 E: 0 K: 0 S: 10 H: 1 LOB: 2 BB: 1 P: 16	R: 0 E: 0 K: 1 S: 6 H: 0 LOB: 0 BB: 0 P: 10	1B: 8 2B: 1 3B: 0 HR: 2	SF: 0 SAC: 0 DP: 0 HBP: 0			WP: 0 PB: 0 SB: 0 CS: 0	PA: 40		

	AB	37
	R	7
	H	11
	RBI	7
	BB	3
	SO	7
	LOB	14

PITCHER		IP	WLS	BF	H	R	ER	SO	BB	IBB	HBP	BLK	WP	HR	S	P	ERA	WHIP
56 Mark Buehrle, L ERA: 7.02	(1, 1)	6.0		28	9	7	7	5	2	0	0	0	0	2	67	107	10.50	1.833
32 Esmil Rogers, R ERA: 4.96	(7, 1)	1.0		4	1	0	0	1	0	0	0	0	0	0	13	21	0.00	1.000
38 Darren Oliver, L ERA: 2.77	(8, 1)	1.0	W	5	1	0	0	0	1	0	0	1	0	0	10	16	0.00	2.000
44 Casey Janssen, R ERA: 0.82	(9, 1)	1.0	S	3	0	0	0	1	0	0	0	0	0	0	6	10	0.00	0.000

PITCHER	IP	WLS	BF	H	R	ER	SO	BB	IBB	HBP	BLK	WP	HR	S	P	ERA	WHIP

Toronto Blue Jays @ Tampa Bay Rays

Tropicana Field, St. Petersburg, FL

Tue May 07 2013, 7:12 PM - 10:33 PM EDT

Att. 10,273 - Dome - 72 F

TOP

livebaseballscorecards.com

Batter	1	2	3	4	5	6	7	8	9	AB	R	H	RBI	BB	SO	LOB
13 Brett Lawrie, R (1, 5) OBP: 0.262, SLG: 0.347	C FF 92 B FF 92 F CH 85 X SI 92 1-2 ① G5-3		B SI 90 C SL 81 B FF 91 F CH 82 B CH 85 X FF 90 3-2 ① G6-3		X CH 85 0-0 ③ F8		S SI 96 C SI 96 F SI 96 B SI 96 S SI 96 1-3 ③ K		C FS 80 S FS 81 X FS 80 0-2 53 2B 1B	5	1	1	0	0	1	1
53 Melky Cabrera, S (1, 7) OBP: 0.308, SLG: 0.343	C SI 93 B SI 92 X CH 86 1-1 ② G3		C SI 92 S FF 92 B CH 87 X FF 93 1-2 ② F9			F SI 91 X SI 92 0-1 19 G5-4-3 1B		C SI 89 X SL 86 0-1 19 PB 19 2B 2B	B FF 89 X FS 80 1-0 1-H 2B	5	1	3	1	0	0	0
19 José Bautista, R (1, 9) OBP: 0.359, SLG: 0.521	B FF 92 C CH 85 S SI 92 X SI 93 1-2 2B		C FF 93 X CH 86 0-1 ③ G4-3			S SL 83 1 SAFE S CH 85 B SI 90 B SL 83 1 SAFE F CH 83 X CH 84 2-2 ①② G5-4-3 1-2f		B SI 92 C SL 86 X SI 91 1-1 10 1B 2-H 2B	B FS 82 B FF 91 D CU 79 B FF 90 4-0 BB	4	0	2	1	1	0	1
10 Edwin Encarnación, R (1, 3) OBP: 0.299, SLG: 0.446 44 Casey Janssen, R (9, 1)	B CH 84 C CH 84 B FF 92 S CH 85 B FF 92 F SI 91 S CH 86 3-3 ③ K			B SI 91 S SI 92 F SL 85 B SI 92 B CH 86 S SI 91 3-3 ① K		B FF 93 B CH 84 C CH 84 B SL 84 S SI 91 B FF 91 4-2 9 FC6-4 BB		S SL 85 B SL 86 F FF 94 X FF 94 1-2 26 G6-3 2-3 1B	B FF 92 C FF 92 C FF 92 F FS 85 S FS 84 1-3 ③ K	4 0	0 0	1 0	0 0	1 0	3 0	3 0
9 J.P. Arencibia, R (1, 2) OBP: 0.258, SLG: 0.525		B SI 90 F SI 90 C CH 85 S CH 83 1-3 ① K		C SL 85 S CH 86 S CH 86 0-3 ② K		1 SAFE B CH 84 S SI 90 F SI 91 X SI 91 1-2 ③ FC6-4 1-2f		S SL 83 1 SAFE B FF 93 S FF 94 F FF 94 S FF 94 1-3 ① K		4	0	0	0	0	3	3
26 Adam Lind, L (1, 10) OBP: 0.397, SLG: 0.377 (9, 3)		C SI 92 F SI 91 B FF 91 B CH 85 F CH 85 X SI 92 2-2 HR		C SI 93 B CH 86 C SL 82 F SL 85 B CH 86 B CH 85 X CH 85 3-2 ③ G4-3			C FF 95 X SI 95 0-1 28 HR 2B	B FF 90 B FF 91 B FF 90 C FF 92 F FF 92 X FF 92 3-2 ②③ G6-3 1-2f		4	2	2	1	0	0	2
28 Colby Rasmus, L (1, 8) OBP: 0.313, SLG: 0.467		C SI 92 B CH 86 C CH 84 X SL 84 1-2 ② F8			F CH 83 C SL 82 B SL 82 C CH 85 1-3 ① K		C SL 89 X SL 87 0-1 2-H HR		C FF 90 F FS 82 S FS 82 0-3 ① K	4	1	1	2	0	2	0
3 Maicer Izturis, S (1, 4) OBP: 0.250, SLG: 0.337 (7, 6)		F SI 92 C FF 93 B SI 87 F CH 85 X CH 85 1-2 2B			C SI 92 C SI 92 B SL 84 C SI 92 1-3 ② K		F SI 96 L FF 96 B SI 96 X SI 96 1-2 ① G6-3		X FF 90 0-0 HR	4	1	2	1	0	1	0
66 Munenori Kawasaki, L (1, 6) OBP: 0.357, SLG: 0.316 16 Mark DeRosa, R (7, PH) OBP: 0.306, SLG: 0.537 (7, 4) 1 Emilio Bonifácio, S (9, PH) OBP: 0.200, SLG: 0.280 (9, 4)		C SI 92 F SI 92 F SI 92 B CH 86 C SI 93 1-3 ③ K			B SI 90 B SI 91 L SI 90 B SI 92 C SI 92 X SI 91 3-2 1B		C SI 96 B FF 96 B FF 96 X SI 96 2-1 ② F9		B CU 79 S CU 79 C FS 80 F FS 83 F FS 82 T FF 90 1-2 ② K	2 1 1	0 0 0	1 0 0	0 0 0	0 0 1	1 0 0	1 0 0
Inning Stats	R: 0 E: 0 K: 1 S: 12 H: 1 LOB: 1 BB: 0 P: 18	R: 1 E: 0 K: 2 S: 18 H: 2 LOB: 1 BB: 0 P: 24	R: 0 E: 0 K: 0 S: 8 H: 0 LOB: 0 BB: 0 P: 12	R: 0 E: 0 K: 2 S: 10 H: 0 LOB: 0 BB: 0 P: 16	R: 0 E: 0 K: 2 S: 10 H: 1 LOB: 1 BB: 0 P: 15	R: 0 E: 0 K: 0 S: 11 H: 1 LOB: 1 BB: 1 P: 18	R: 2 E: 0 K: 1 S: 13 H: 2 LOB: 0 BB: 0 P: 17	R: 1 E: 0 K: 1 S: 14 H: 3 LOB: 1 BB: 0 P: 20	R: 2 E: 0 K: 3 S: 17 H: 3 LOB: 2 BB: 1 P: 24	1B: 4 2B: 6 3B: 0 HR: 3 SF: 0 SAC: 0 DP: 2 HBP: 0						

AB	38
R	6
H	13
RBI	6
BB	2
SO	12
LOB	11

WP: 0 PB: 1 SB: 0 CS: 0 PA: 40

PITCHER		IP	WLS	BF	H	R	ER	SO	BB	IBB	HBP	BLK	WP	HR	S	P	ERA	WHIP
40 Roberto Hernandez, R ERA: 4.66	(1, 1)	6.0		23	5	1	1	7	1	0	0	0	0	1	69	103	1.50	1.000
57 Jake McGee, L ERA: 11.25	(7, 1)	1.0	H	5	2	2	2	1	0	0	0	0	0	1	13	17	18.00	2.000
43 Kyle Farnsworth, R ERA: 7.36	(8, 1)	0.1	B	4	3	1	1	1	0	0	0	0	0	0	11	14	27.00	9.000
27 Cesár Ramos, L ERA: 5.63	(8, 1)	0.2		1	0	0	0	0	0	0	0	0	0	0	3	6	0.00	0.000
62 Joel Peralta, R ERA: 2.51	(9, 1)	0.2	L	6	3	2	2	2	1	0	0	0	0	1	13	19	27.00	6.000

PITCHER		IP	WLS	BF	H	R	ER	SO	BB	IBB	HBP	BLK	WP	HR	S	P	ERA	WHIP
47 Brandon Gomes, R ERA: 5.4	(9, 1)	0.1		1	0	0	0	1	0	0	0	0	0	0	4	5	0.00	0.000

Toronto Blue Jays @ Tampa Bay Rays

Tropicana Field, St. Petersburg, FL

Tue May 07 2013, 7:12 PM - 10:33 PM EDT

Att. 10,273 - Dome - 72 F

BOTTOM

Batter	1	2	3	4	5	6	7	8	9	AB	R	H	RBI	BB	SO	LOB
8 Desmond Jennings, R (1, 8) OBP: 0.312, SLG: 0.423	F8	19 1B 3B 2-H 3-H		1B	G5-3			K	5	1	2	2	0	1	0
19 Ryan Roberts, R (1, 4) OBP: 0.294, SLG: 0.388	2B	18 CS 1B 3-H		F4		G6-3		G1-3	4	0	2	1	0	0	2
2 Kelly Johnson, L (9, PH) OBP: 0.340, SLG: 0.432									1	0	0	0	0	0	0
18 Ben Zobrist, S (1, 9) OBP: 0.331, SLG: 0.409	F9	3 FC6-4 1B 1-2		F7			G4-3		4	0	1	0	0	0	3
3 Evan Longoria, R (1, 5) OBP: 0.375, SLG: 0.545	BB	FC6-4 1-2f			F8		2B		3	0	1	0	1	0	1
30 Luke Scott, L (1, 10) OBP: 0.421, SLG: 0.706	G4-3		K		K		F8		4	0	0	0	0	2	3
1 Sean Rodríguez, R (1, 7) OBP: 0.333, SLG: 0.413		21 1B 28 FC3-2 2B	G1-3		1B			BB	3	0	2	0	0	0	0
20 Matt Joyce, L (8, PH) OBP: 0.295, SLG: 0.435									0	0	0	0	1	0	0
(9, 7)															
21 James Loney, L (1, 3) OBP: 0.429, SLG: 0.527		28 FC3-2 11 WP 1B 2-3	L8		F7			G3-6-3 1-2f		4	1	1	0	0	0	2
28 José Molina, R (1, 2) OBP: 0.235, SLG: 0.254		FC3-2 11 11 1B WP 8 3B 1-3 3-H		BB		G6-3		F9		3	1	0	0	1	0	2
11 Yunel Escobar, R (1, 6) OBP: 0.235, SLG: 0.275		8 3B 1B 1-3 3-H		L7		F9			F9	4	1	1	0	0	0	1
Inning Stats	R: 0 H: 1 E: 0 LOB: 2 K: 0 BB: 1 S: 13 P: 22	R: 4 H: 6 E: 0 LOB: 1 K: 0 BB: 0 S: 20 P: 34	R: 0 H: 0 E: 0 LOB: 0 K: 1 BB: 0 S: 8 P: 11	R: 0 H: 1 E: 0 LOB: 2 K: 0 BB: 1 S: 7 P: 16	R: 0 H: 1 E: 0 LOB: 1 K: 1 BB: 0 S: 10 P: 16	R: 0 H: 0 E: 0 LOB: 0 K: 0 BB: 0 S: 6 P: 9	R: 0 H: 1 E: 0 LOB: 1 K: 0 BB: 0 S: 7 P: 11	R: 0 H: 0 E: 0 LOB: 0 K: 0 BB: 1 S: 5 P: 9	R: 0 H: 0 E: 0 LOB: 0 K: 1 BB: 0 S: 7 P: 10	1B: 6 SF: 0 2B: 3 SAC: 0 3B: 1 DP: 1 HR: 0 HBP: 0						WP: 1 PA: 38 PB: 0 SB: 0 CS: 1

livebaseballscorecards.com

	AB	35
	R	4
	H	10
	RBI	3
	BB	3
	SO	3
	LOB	14

PITCHER		IP	WLS	BF	H	R	ER	SO	BB	IBB	HBP	BLK	WP	HR	S	P	ERA	WHIP
48 J.A. Happ, L ERA: 4.91	(1, 1)	1.1		10	5	4	4	0	1	0	0	0	1	0	25	43	27.00	4.500
49 Brad Lincoln, R ERA: 3.38	(2, 1)	2.1		10	3	0	0	1	1	0	0	0	0	0	21	37	0.00	1.714
62 Aaron Loup, L ERA: 2.95	(4, 1)	2.1		8	1	0	0	1	0	0	0	0	0	0	18	28	0.00	0.429
50 Steve Delabar, R ERA: 1.8	(7, 1)	2.0	W	7	1	0	0	0	1	0	0	0	0	0	12	20	0.00	1.000
44 Casey Janssen, R ERA: 0.75	(9, 1)	1.0	S	3	0	0	0	1	0	0	0	0	0	0	7	10	0.00	0.000

PITCHER	IP	WLS	BF	H	R	ER	SO	BB	IBB	HBP	BLK	WP	HR	S	P	ERA	WHIP

Batter	1	2	3	4	5	6	7	8	9	AB	R	H	RBI	BB	SO	LOB
13 Brett Lawrie, R (1, 5) OBP: 0.247, SLG: 0.325	B FF 92 F FF 92 C FF 93 X KC 80 1-2 **G6-3** ①	B SI 92 B CH 84 1 SAFE 1 SAFE 1 SAFE X SI 93 2-0 **G1-3** ② 1-2		B KC 79 B FF 93 X FF 93 2-0 **F9** ③		F FC 88 B CH 85 S SI 90 B CU 78 X CH 84 2-2 **G5-3** ③		F FF 91 B FF 91 S CU 69 B FF 92 S FF 91 2-3 **K** ②		5	0	0	0	0	1	2
53 Melky Cabrera, S (1, 10) OBP: 0.318, SLG: 0.355	B SI 92 B SI 92 X SI 92 2-0 10 HR 1B	S KC 82 B KC 81 X SI 94 1-1 **F9** ③ 2-3			C SI 93 B FF 93 B SI 94 B FF 94 F SI 94 F FF 94 F FF 93 X FF 93 3-2 11 BB 2B		B FC 87 B FC 87 B FC 85 B FC 88 4-0 10 PB 19 HBP 10 SF7 BB	C FF 91 B FF 90 B CU 70 X FF 90 2-1 **F9** ③		4	2	2	0	1	0	1
19 José Bautista, R (1, 9) OBP: 0.352, SLG: 0.500	C FF 92 1 SAFE X KC 78 0-1 **P3** ②		C SI 94 F SI 95 F KC 82 B SI 95 X KC 82 1-2 **G5-3** ①		B KC 79 D KC 80 2 SAFE B KC 81 C FF 93 C CH 84 2 SAFE C KC 82 3-3 **K** ①		C FC 88 B CU 77 B FF 90 H CU 77 3-1 9 FC6-5 10 PB 1-2 HBP		C FF 90 B FF 89 B SL 84 C SL 84 X CU 69 2-2 **F7** ①	4	0	0	0	0	1	2
10 Edwin Encarnación, R (1, 3) OBP: 0.309, SLG: 0.470	B SI 92 C CH 83 B KC 80 F SI 93 B KC 80 X SI 93 3-2 1-H HR		B SI 94 C KC 81 B FF 94 B KC 82 S KC 82 F KC 82 B CH 84 4-2 11 FC6 BB		B SI 93 B KC 81 D CH 85 C SI 93 B FF 94 4-1 11 BB BB		C FC 89 B SI 91 B FF 90 B FC 89 X SI 90 3-1 **SF7** ① 1-2 2-H		X FF 90 0-0 **G6-3** ②	2	1	1	3	2	0	0
9 J.P. Arencibia, R (1, 2) OBP: 0.264, SLG: 0.520	C SI 92 S FF 92 B SI 94 X CH 85 2-1 11 1B 1B		C SI 93 S CH 85 B FF 93 F KC 82 D SI 92 X KC 82 2-2 **F8** ②		C SI 93 F FF 92 X SI 92 0-2 **F8** ②		X SI 91 0-0 **FC6-5** ② 11 1B 16 1B 2-3		B FF 91 F FF 92 X FF 91 1-1 11 DI 1B	5	1	2	0	0	0	4
11 Rajai Davis, R (1, 7) OBP: 0.329, SLG: 0.405	C SI 91 B KC 78 X KC 80 1-1 1-2 1B		B FF 92 B CH 84 S FF 93 X CH 84 2-1 **FC6** ③ 1-2f		B FF 92 B FF 92 F SI 92 B CH 84 B SI 94 4-1 1-2 2-3 BB		C SI 90 C FC 89 X CU 79 0-2 16 1B 1-2 1B		F FF 91 D FF 91 B SL 84 C SL 85 C FF 90 2-3 **K** ③ 1-2	4	0	2	0	1	1	2
16 Mark DeRosa, R (1, 4) OBP: 0.321, SLG: 0.523	B FF 93 X FF 93 1-0 **F8** ③			B SI 93 C CH 84 B FF 92 B FF 94 B SI 94 4-1 3 SH1-3 BB	B KC 81 F SI 94 B SI 94 B FF 94 F FF 93 S SI 94 3-3 **K** ③		X SI 91 0-0 3 FC6-4 1-3 2-H 1B			3	0	1	1	1	1	5
3 Maicer Izturis, S (1, 6) OBP: 0.243, SLG: 0.327		C SI 91 X SI 93 0-1 **G4-3** ①		X FF 92 0-0 **SH1-3** ① 1-2		B SI 90 F FC 88 B FC 88 F FC 86 S CU 78 2-3 **K** ① B SI 90 B FF 90 X FF 91 2-0 **FC6-4** ③ 1-2f				3	0	0	0	0	1	2
1 Emilio Bonifácio, S (1, 8) OBP: 0.202, SLG: 0.278		B SI 92 S SI 93 B SI 93 B SI 94 C FF 92 X SI 94 3-2 53 WP 13 G1-3 1B		C KC 79 X SI 92 0-1 **F9** ②		L FC 88 B CU 78 B FC 89 S FC 88 B CU 78 X FC 88 3-2 **G4-3** ②		B SI 90 F FF 90 F FF 91 F CU 70 X FF 90 1-2 **F9** ①		4	0	1	0	0	0	1
Inning Stats	R: 2 E: 0 K: 0 S: 14 H: 4 LOB: 2 BB: 0 P: 24	R: 0 E: 0 K: 0 S: 8 H: 1 LOB: 1 BB: 0 P: 14	R: 0 E: 0 K: 0 S: 13 H: 0 LOB: 1 BB: 1 P: 22	R: 0 E: 0 K: 0 S: 5 H: 0 LOB: 1 BB: 1 P: 11	R: 0 E: 0 K: 2 S: 16 H: 1 LOB: 3 BB: 2 P: 33	R: 0 E: 0 K: 1 S: 9 H: 0 LOB: 0 BB: 0 P: 16	R: 2 E: 0 K: 0 S: 9 H: 2 LOB: 2 BB: 1 P: 21	R: 0 E: 0 K: 1 S: 9 H: 0 LOB: 0 BB: 0 P: 14	R: 0 E: 0 K: 1 S: 9 H: 1 LOB: 1 BB: 0 P: 14	1B: 7 2B: 1 3B: 0 HR: 1 SF: 1 SAC: 1 DP: 0 HBP: 1						

TOP

Toronto Blue Jays @ Tampa Bay Rays

Tropicana Field, St. Petersburg, FL

Wed May 08 2013, 7:11 PM - 10:33 PM EDT

Att. 11,075 - Dome - 72 F

livebaseballscorecards.com

AB	34
R	4
H	9
RBI	4
BB	5
SO	5
LOB	19

WP: 1 PB: 1 SB: 0 CS: 0 PA: 42

PITCHER		IP	WLS	BF	H	R	ER	SO	BB	IBB	HBP	BLK	WP	HR	S	P	ERA	WHIP
55 Matt Moore, L ERA: 2.14	(1, 1)	5.0	W	25	6	2	2	2	4	0	0	0	1	1	56	104	3.60	2.000
35 Jamey Wright, R ERA: 2.3	(6, 1)	1.2		9	2	2	2	1	1	0	1	0	0	0	17	34	10.80	1.800
27 Cesár Ramos, L ERA: 4.35	(7, 1)	2.1		8	1	0	0	2	0	0	0	0	0	0	19	31	0.00	0.429

PITCHER	IP	WLS	BF	H	R	ER	SO	BB	IBB	HBP	BLK	WP	HR	S	P	ERA	WHIP

BOTTOM

Toronto Blue Jays @ Tampa Bay Rays

Tropicana Field, St. Petersburg, FL

Wed May 08 2013, 7:11 PM - 10:33 PM EDT

Att. 11,075 - Dome - 72 F

livebaseballscorecards.com

Batter	1	2	3	4	5	6	7	8	9	AB	R	H	RBI	BB	SO	LOB
8 Desmond Jennings, R (1, 8) OBP: 0.315, SLG: 0.417	BB	G4-3		F8		1B	P3			4	2	1	0	1	0	0
2 Kelly Johnson, L (1, 7) OBP: 0.362, SLG: 0.489	1B	2B		G3		HR	BB			4	3	3	2	1	0	0
18 Ben Zobrist, S (1, 4) OBP: 0.348, SLG: 0.410	BB	1B		BB		HBP	F8			2	3	1	1	2	0	1
3 Evan Longoria, R (1, 5) OBP: 0.390, SLG: 0.584	1B	BB		HR		K		2B		4	1	3	3	1	1	1
21 James Loney, L (1, 3) OBP: 0.427, SLG: 0.531	1B	G3-1		P5		2B		G6-3		5	1	2	2	0	0	3
11 Yunel Escobar, R (1, 6) OBP: 0.233, SLG: 0.271	L7	G5-3			G6-3	1B		G4-3		5	0	1	0	0	0	6
30 Luke Scott, L (1, 10) OBP: 0.417, SLG: 0.650	1B		HBP		F9	SF8		K		3	0	1	2	0	1	1
59 Jose Lobaton, S (1, 2) OBP: 0.294, SLG: 0.429	K		F7		1B	F9				4	0	1	0	0	1	5
5 Sam Fuld, L (1, 9) OBP: 0.259, SLG: 0.184	P3		L9-3		G5-3		F7			4	0	0	0	0	0	5
Inning Stats	R: 3 E: 0 K: 1 S: 21 H: 4 LOB: 3 BB: 2 P: 38	R: 1 E: 0 K: 0 S: 11 H: 2 LOB: 2 BB: 1 P: 16	R: 0 E: 0 K: 0 S: 8 H: 0 LOB: 0 BB: 0 P: 12	R: 2 E: 0 K: 0 S: 15 H: 1 LOB: 0 BB: 1 P: 26	R: 0 E: 0 K: 0 S: 10 H: 1 LOB: 1 BB: 0 P: 12	R: 4 E: 0 K: 1 S: 19 H: 4 LOB: 1 BB: 0 P: 27	R: 0 E: 0 K: 0 S: 9 H: 0 LOB: 1 BB: 1 P: 16	R: 0 E: 0 K: 1 S: 10 H: 1 LOB: 1 BB: 0 P: 18		1B: 8 2B: 4 3B: 0 HR: 2 SF: 1 SAC: 0 DP: 1 HBP: 2						

	AB	35
	R	10
	H	13
	RBI	10
	BB	5
	SO	3
	LOB	22

WP: 0 PA: 43
PB: 0
SB: 0
CS: 0

PITCHER		IP	WLS	BF	H	R	ER	SO	BB	IBB	HBP	BLK	WP	HR	S	P	ERA	WHIP
24 Ricky Romero, L ERA: 12.46	(1, 1)	0.1	L	7	4	3	3	0	2	0	0	0	0	0	16	29	81.00	18.000
35 Edgar Gonzalez, R ERA: 7.88	(1, 1)	4.2		22	6	5	5	1	2	0	1	0	0	2	53	81	9.64	1.714
32 Esmil Rogers, R ERA: 5.5	(6, 1)	1.2		9	2	2	2	1	1	0	1	0	0	0	21	34	10.80	1.800
27 Brett Cecil, L ERA: 1.5	(7, 1)	1.1		5	1	0	0	1	0	0	0	0	0	0	13	21	0.00	0.750

PITCHER		IP	WLS	BF	H	R	ER	SO	BB	IBB	HBP	BLK	WP	HR	S	P	ERA	WHIP

Batter	1	2	3	4	5	6	7	8	9	10	AB	R	H	RBI	BB	SO	LOB
11 Rajai Davis, R (1, 7) OBP: 0.333, SLG: 0.405	C SI 93 C KC 81 F FC 91 S SI 94 0-3 ① **K**		L KC 80 C FC 88 B CH 86 X CH 85 1-2 **E5** 53 G4-3 19 2B		F KC 78 F SI 92 X FC 87 0-2 53 S 19 SF8 1B		L CH 93 B FC 86 S CH 84 F FC 88 F FC 88 X CH 84 1-2 ① **L5**		X CH 85 0-0 1-2 1B		5	2	2	0	0	1	1
53 Melky Cabrera, S (1, 10) OBP: 0.308, SLG: 0.342	B SI 93 C SI 94 X CH 85 1-1 ② **G5-3**		1 SAFE 1 SAFE 1 SAFE F CH 82 1 SAFE F CH 83 P PO 89 1 SAFE X FC 90 1-2 **G4-3**		B FC 87 C CH 84 T SI 93 3 SAFE S FC 90 1-3 ① **K** 1-3		C KC 78 B SI 93 B SI 94 X CH 85 2-1 ② **FC6-4** 19 FC5-4 1-2f		B CH 86 S CH 84 F SI 100 B FF 99 F CH 85 F SI 98 S SI 100 2-3 ③ **K**		5	0	0	0	0	2	5
19 José Bautista, R (1, 9) OBP: 0.346, SLG: 0.500	C SI 94 F SI 95 F FC 91 B KC 82 C FF 91 1-3 ③ **K**		C CH 84 C FC 91 X SI 94 0-2 10 1B 2B 2-H		X FC 88 0-0 ② **SF8** 3-H		B KC 80 C CH 84 X KC 79 1-1 ③ **FC5-4** 1-2f			X SL 88 0-0 ① **G6-3**	4	1	1	2	0	1	1
10 Edwin Encarnación, R (1, 3) OBP: 0.312, SLG: 0.463		C SI 92 H SI 93 1-1 16 G5-3 13 1B HBP	B SI 95 F SI 95 F SI 95 B SI 94 X SI 95 2-2 2-H 1B		X SI 94 0-0 ③ **F9**			B CH 82 B CH 82 C SI 92 B KC 80 F SI 94 F SI 95 F FC 90 X SI 95 3-2 ① **L8**		C FC 89 B SL 80 B SL 86 C FF 93 B SL 83 X SL 84 3-2 ② **P6**	4	1	1	1	0	0	0
16 Mark DeRosa, R (1, 4) OBP: 0.316, SLG: 0.500 66 Munenori Kawasaki, L (8, 6) OBP: 0.352, SLG: 0.310		B CH 84 1 SAFE F SI 92 C CH 84 X SI 94 1-2 ① **G5-3** 1-2	B SI 94 C CH 84 X CH 85 1-1 ③ **F9**			X SI 92 0-0 1B		C FC 88 B FC 89 S CH 85 B FC 90 S CH 85 2-3 ② **K**		B SI 92 X SL 82 1-0 ③ **B1-3**	4 1	0 0	1 0	0 0	0 0	1 0	2 0
13 Brett Lawrie, R (1, 5) OBP: 0.247, SLG: 0.321		X SI 94 0-0 28 WP 2-H 1B		C KC 79 F FC 87 F FC 88 B CH 86 S FF 94 1-3 ① **K**		D KC 78 X CH 83 1-0 ① **F9**		B FF 94 X FF 95 1-0 ③ **L9**			4	0	1	1	0	1	1
28 Colby Rasmus, L (1, 8) OBP: 0.311, SLG: 0.454		C SI 93 B SI 95 B FC 89 B FC 89 C SI 93 F KC 81 T SI 94 3-2 ② **K** 1-2		B FC 88 C SI 93 F SI 93 B FF 95 B KC 81 B FC 89 4-2 3 1B BB		C SI 92 C SI 93 B SI 94 S SI 93 1-3 ② **K**			S CH 84 C FF 97 B FF 98 S CH 85 1-3 ① **K**		3	0	0	0	1	3	2
3 Maicer Izturis, S (1, 6) OBP: 0.243, SLG: 0.324 (8, 4)		C KC 80 B FC 90 X CH 85 1-1 ③ **G6-3**		B FF 94 C SI 94 B CH 85 X CH 85 2-1 22 CS 1-3 1B		B FC 88 S SI 92 X SI 92 1-1 ③ **P3**			B CH 85 C CH 85 X SI 98 1-1 ② **G4-3**		4	0	1	0	0	0	2
22 Henry Blanco, R (1, 2) OBP: 0.192, SLG: 0.200 9 J.P. Arencibia, R (9, PH) OBP: 0.269, SLG: 0.520 (9, 2)			B SI 92 X CH 84 1-0 ① **P6**	C SI 94 F CH 85 F FC 90 S SI 93 0-3 ② ③ **K** 1-2			X SI 92 0-0 53 FC6-4 1B		C FF 98 H SI 98 1-1 11 1B HBP		3 0	0 0	1 0	0 0	1 0	2 0	2 0
Inning Stats	R: 0 H: 0 E: 0 LOB: 0 K: 2 BB: 0 S: 10 P: 12	R: 1 H: 1 E: 0 LOB: 1 K: 1 BB: 0 S: 11 P: 17	R: 2 H: 2 E: 1 LOB: 1 K: 0 BB: 0 S: 16 P: 21	R: 0 H: 1 E: 0 LOB: 2 K: 2 BB: 1 S: 12 P: 19	R: 1 H: 1 E: 0 LOB: 0 K: 1 BB: 0 S: 8 P: 9	R: 0 H: 1 E: 0 LOB: 1 K: 1 BB: 0 S: 7 P: 10	R: 0 H: 1 E: 0 LOB: 1 K: 0 BB: 0 S: 10 P: 14	R: 0 H: 0 E: 0 LOB: 0 K: 1 BB: 0 S: 9 P: 15	R: 0 H: 1 E: 0 LOB: 2 K: 2 BB: 0 S: 12 P: 17	R: 0 H: 0 E: 0 LOB: 0 K: 0 BB: 0 S: 5 P: 9	1B: 7 SF: 1 2B: 2 SAC: 0 3B: 0 DP: 1 HR: 0 HBP: 2						

PITCHER	IP	WLS	BF	H	R	ER	SO	BB	IBB	HBP	BLK	WP	HR	S	P	ERA	WHIP
14 David Price, L (1, 1) ERA: 4.78	8.0		33	7	4	2	8	1	0	1	0	1	0	83	117	2.25	1.000
56 Fernando Rodney, R (9, 1) ERA: 4.63	1.0		5	1	0	0	2	0	0	1	0	0	0	12	17	0.00	1.000
43 Kyle Farnsworth, R (10, 1) ERA: 6.48	1.0	W	3	0	0	0	0	0	0	0	0	0	0	5	9	0.00	0.000

PITCHER	IP	WLS	BF	H	R	ER	SO	BB	IBB	HBP	BLK	WP	HR	S	P	ERA	WHIP

TOP

Toronto Blue Jays @ Tampa Bay Rays

Tropicana Field, St. Petersburg, FL

Thu May 09 2013, 7:11 PM - 10:30 PM EDT

Att. 11,979 - Dome - 72 F

livebaseballscorecards.com

AB	37
R	4
H	8
RBI	4
BB	1
SO	10
LOB	16

1B: 7 SF: 1 PA: 41
2B: 2 SAC: 0
3B: 0 DP: 1
HR: 0 HBP: 2

WP: 1
PB: 0
SB: 2
CS: 1

Toronto Blue Jays @ Tampa Bay Rays

Tropicana Field, St. Petersburg, FL

Thu May 09 2013, 7:11 PM - 10:30 PM EDT

Att. 11,979 - Dome - 72 F

livebaseballscorecards.com

Batter	1	2	3	4	5	6	7	8	9	10	AB	R	H	RBI	BB	SO	LOB
8 Desmond Jennings, R (1, 8) OBP: 0.318, SLG: 0.412	C KN 72 S KN 76 X KN 77 0-2 F9 ①	C KN 74 X KN 77 0-1 2 PO 1B			B KN 74 B KN 73 B FF 81 C KN 79 C KN 82 F KN 74 B KN 74 4-2 18 PB 2 BLK BB		S SL 86 F FF 95 B SL 87 B CH 87 X FF 94 2-2 G4-3 ①		B SL 75 C FF 88 S SL 75 B FF 86 C FF 86 2-3 K ③		4	0	1	0	1	1	0
2 Kelly Johnson, L (1, 7) OBP: 0.355, SLG: 0.485	X KN 74 0-0 3 2B 2B	1 SAFE F KN 80 1 SAFE D KN 75 1 SAFE 1-1 PO ③ 1-2	F KN 75 S KN 76 B KN 76 F KN 82 F KN 73 B KN 78 S KN 77 2-3 K ①		B KN 72 B KN 72 B FF 80 F FF 79 1 SAFE C KN 74 1 SAFE S KN 75 3-3 K ② 1-2		C FF 96 B FF 95 B FF 94 C CH 87 C SL 84 2-3 K ②			C SI 91 F SI 90 X SI 92 0-2 G4-3 ①	5	1	1	0	0	3	1
18 Ben Zobrist, S (1, 4) (9, 9) OBP: 0.350, SLG: 0.421	B KN 74 C KN 73 B KN 76 F KN 76 S KN 77 2-3 K ②		X KN 74 0-0 21 PB 3B		B KN 76 B KN 77 D KN 73 C FF 82 D KN 74 4-1 2-3 BB		B FF 95 C CH 87 X FF 95 1-1 G4-3 ③			X SI 91 0-0 F8 ②	4	1	1	0	1	1	1
3 Evan Longoria, R (1, 5) OBP: 0.397, SLG: 0.600	B KN 76 F KN 76 D KN 76 S KN 76 X KN 78 2-2 20 1B 2-H 2B		X KN 76 0-0 L5 ②		C KN 77 B KN 78 F KN 78 B KN 75 B KN 78 F KN 76 X KN 77 3-2 P5 ③			C SL 84 B FF 95 X FF 95 1-1 21 SH1-3 30 1B 1B		B SI 92 B SI 92 X SI 92 2-0 19 BB 30 BB 2B	5	2	3	1	0	0	3
21 James Loney, L (1, 3) OBP: 0.439, SLG: 0.526	C KN 75 B KN 77 S KN 76 B KN 76 B KN 77 B KN 76 4-2 20 1B BB		L KN 75 S EP 65 B KN 75 B KN 77 F KN 78 F FF 82 B KN 73 S KN 77 3-3 K ③ 3-H			B KN 70 B KN 71 B KN 70 C KN 79 B FF 80 4-1 BB		L SL 75 X SI 88 0-1 SH1-3 ① 1-2		I IN 82 I IN 76 I IN 77 I IN 75 4-0 30 BB 19 BB IBB	1	0	0	0	3	1	0
20 Matt Joyce, L (1, 9) OBP: 0.296, SLG: 0.432 19 Ryan Roberts, R (8, PH) OBP: 0.299, SLG: 0.383 (9, 4)	C KN 76 X KN 77 0-1 1-3 2-H 1B		B KN 74 X KN 75 1-0 G3 ①			B KN 72 S KN 73 F KN 73 X KN 77 1-2 P3 ①		B SI 88 C SI 89 B FF 87 B SL 75 C SL 74 F FF 87 F SI 88 X SL 75 3-2 F7 ②		B CU 79 B FF 93 B FF 93 C FF 92 B FF 92 4-1 30 BB 1-2 2-3 BB	3 1	0 0	1 0	1 0	0 1	0 0	1 1
30 Luke Scott, L (1, 10) OBP: 0.448, SLG: 0.609	S KN 76 X KN 76 0-1 G4-3 ③		B KN 73 B KN 73 B KN 72 C FF 80 F KN 74 F KN 73 B FF 82 4-2 28 G1-6-3 BB			B KN 74 F KN 74 X KN 76 1-1 P5 ②		B FF 88 X SL 75 1-0 2-H 1B		C FF 92 S FF 93 F CU 82 B CU 84 B FF 94 D FF 94 B FF 93 4-2 1-2 2-3 3-H BB	3	0	1	1	2	0	3
28 José Molina, R (1, 2) OBP: 0.225, SLG: 0.242 59 Jose Lobaton, S (8, 2) OBP: 0.288, SLG: 0.420		C KN 73 X KN 75 0-1 G4-3 ①		B KN 72 C KN 72 C KN 76 B KN 76 X KN 76 2-2 G1-6-3 ②③ 1-2f		C KN 74 S KN 76 T KN 77 0-2 K ③			C SI 88 T FF 87 B FF 87 F FF 87 C FF 86 1-3 K ①	3 1	0 0	0 0	0 0	0 0	1 1	2 0
11 Yunel Escobar, R (1, 6) OBP: 0.234, SLG: 0.300		F KN 74 L KN 76 X KN 76 0-2 G5-3 ②			B KN 75 C KN 71 B KN 75 B KN 72 C FF 82 X FF 82 3-2 G6-3 ①		B FF 94 F FF 95 B FF 94 X FF 95 3-1 HR		B SL 74 B FF 86 C FF 87 B SI 87 X FF 87 3-1 F8 ②		4	1	1	1	0	0	0

Inning Stats	1	2	3	4	5	6	7	8	9	10
	R: 2 E: 0 K: 1 S: 16 H: 3 LOB: 2 BB: 1 P: 24	R: 0 E: 0 K: 0 S: 8 H: 1 LOB: 0 BB: 0 P: 9	R: 1 E: 0 K: 2 S: 12 H: 1 LOB: 0 BB: 0 P: 17	R: 0 E: 0 K: 0 S: 7 H: 0 LOB: 0 BB: 1 P: 14	R: 0 E: 0 K: 1 S: 14 H: 0 LOB: 2 BB: 2 P: 31	R: 0 E: 0 K: 1 S: 9 H: 0 LOB: 1 BB: 1 P: 15	R: 1 E: 0 K: 1 S: 10 H: 1 LOB: 0 BB: 0 P: 18	R: 0 E: 0 K: 0 S: 10 H: 2 LOB: 2 BB: 0 P: 15	R: 0 E: 0 K: 2 S: 9 H: 0 LOB: 0 BB: 0 P: 15	R: 1 E: 0 K: 0 S: 9 H: 1 LOB: 3 BB: 3 P: 23

| | | |

Batter	1	2	3	4	5	6	7	8	9	AB	R	H	RBI	BB	SO	LOB
2 Everth Cabrera, S (1, 6) OBP: 0.346, SLG: 0.373	B SI 91 C SI 89 C SI 90 F SI 91 F SI 91 B CH 86 F CH 85 F FF 91 S CU 81 2-3 K ①	S CH 83 B SI 89 C KC 79 F CH 85 C KC 81 1-3 K ③		C SI 90 C SI 91 F SI 91 X KC 80 0-2 1-2 2-3 1B			F SI 96 B SI 97 C SI 95 F SI 97 S SI 97 1-3 K ①		S SI 96 S CH 85 S CH 86 0-3 1-2 K ③	5	0	1	0	0	4	3
25 Will Venable, L (1, 8) OBP: 0.316, SLG: 0.465	B FF 90 B CH 86 C FF 90 S CH 85 X FF 91 2-2 HR	C KC 78 C SI 90 F CH 86 B KC 80 S CH 86 1-3 K 18 S 23 BLK S	B SI 91 F KC 80 B CH 87 S CH 85 F SI 91 T CH 86 2-2 K ③				C SI 96 X FF 97 0-1 F9 ②			4	2	1	1	0	2	3
Chase Headley, S (1, 5) OBP: 0.385, SLG: 0.506	B KC 79 S CH 85 B CH 85 F SI 91 T CH 86 2-2 K ②	B FF 89 1 SAFE B CH 84 S CH 84 1 SAFE 1 SAFE B SI 89 1 SAFE S CH 84 3-3 1 SAFE S CH 85 1-2 K ①			C FF 89 C FF 92 S CH 87 0-3 K ①		B FF 97 B FF 97 C SI 96 B FF 95 X SI 96 3-1 F8 ③			4	0	0	0	0	3	1
18 Carlos Quentin, R (1, 10) OBP: 0.301, SLG: 0.382	B FF 91 F CH 85 F KC 80 B CH 86 F CH 86 F KC 80 F CH 85 X FF 91 2-2 HR	B KC 79 F KC 81 S CH 87 D CH 88 S CH 86 2-3 K2-3 ② 2-3			B KC 80 F KC 80 C SI 92 B SI 92 B CH 87 S CH 86 3-3 K ②			C CU 77 B FF 90 B FS 80 F FF 90 B FS 81 B FF 90 4-2 23 G3-6 BB		3	1	1	1	1	2	1
23 Yonder Alonso, L (1, 3) OBP: 0.329, SLG: 0.415	S CH 86 B CH 86 S CH 86 B SI 91 B CH 86 X CH 85 3-2 G4-3 ③	C SI 92 B KC 81 S KC 81 B SI 92 B CH 87 S CH 86 3-3 K ③ 3-H			B SI 92 F SI 90 B KC 82 F CH 86 B KC 82 B CH 87 4-2 BB			B CU 77 F CU 78 X FS 81 1-1 G3-6 ① ② 1-2f		3	0	0	0	1	1	1
9 Jedd Gyorko, R (1, 4) OBP: 0.319, SLG: 0.400		C SI 90 F KC 80 B SI 90 S CH 86 1-3 K ①		C FF 90 C SI 91 S CH 87 0-3 K ①	B SL 83 B FF 96 X FF 96 2-0 F8 ③			X FF 89 0-0 F9 ③		4	0	0	0	0	2	1
88 Kyle Blanks, R (1, 7) OBP: 0.379, SLG: 0.362		B KC 78 F CH 85 C KC 79 B SI 90 B CH 86 S CH 86 3-3 K ②		B KC 79 C SI 92 F CH 87 F SI 92 F CH 88 X KC 81 1-2 G5-3 ②		C SL 81 B SL 81 S FF 95 B FS 78 S FF 96 2-3 K ①			B SI 95 C FF 94 B CH 83 B CH 84 B SI 97 4-1 2 DI BB	3	0	0	0	1	2	0
13 Chris Denorfia, R (1, 9) OBP: 0.361, SLG: 0.426		C SI 90 X KC 80 0-1 4 HBP 1B		X FF 91 0-0 2 1B 4 S 1B		C SL 82 B SL 81 X FF 95 1-1 G3-1 ②			C SI 97 X CH 83 0-1 P4 ①	4	0	2	0	0	0	1
4 Nick Hundley, R (1, 2) OBP: 0.309, SLG: 0.441		C SI 90 1 SAFE 1 SAFE H CH 83 1-1 1-2 HBP		B SI 90 1 SAFE 1 SAFE S CH 84 1 SAFE F CH 84 B FF 90 F CH 86 B FF 90 4-2 F CH 86 B CH 86 2 1B 1-2 BB		C SL 81 C SL 81 S FS 79 0-3 K ③			C CH 84 C SI 97 B CH 85 F CH 84 F FF 97 S SI 98 1-3 K ②	2	0	0	0	1	2	1
Inning Stats	R: 2 E: 0 K: 2 S: 22 H: 2 LOB: 0 BB: 0 P: 33	R: 0 E: 0 K: 3 S: 13 H: 1 LOB: 2 BB: 0 P: 19	R: 1 E: 0 K: 4 S: 13 H: 0 LOB: 0 BB: 0 P: 22	R: 0 E: 0 K: 2 S: 21 H: 2 LOB: 3 BB: 1 P: 28	R: 0 E: 0 K: 2 S: 9 H: 0 LOB: 1 BB: 1 P: 18	R: 0 E: 0 K: 2 S: 8 H: 0 LOB: 0 BB: 0 P: 11	R: 0 E: 0 K: 1 S: 8 H: 0 LOB: 0 BB: 0 P: 12	R: 0 E: 0 K: 0 S: 5 H: 0 LOB: 0 BB: 1 P: 10	R: 0 E: 0 K: 2 S: 11 H: 0 LOB: 1 BB: 1 P: 16	1B: 3 2B: 0 3B: 0 HR: 2 SF: 0 SAC: 0 DP: 1 HBP: 1						

PITCHER		IP	WLS	BF	H	R	ER	SO	BB	IBB	HBP	BLK	WP	HR	S	P	ERA	WHIP
53 Alex Cobb, R ERA: 3.09	(1, 1)	4.2		23	5	3	3	13	2	0	1	1	1	2	77	117	5.79	1.500
52 Josh Lueke, R ERA:	(5, 1)	1.1		4	0	0	0	2	0	0	0	0	0	0	9	14	0.00	0.000
57 Jake McGee, L ERA: 10.38	(7, 1)	1.0	W	3	0	0	0	1	0	0	0	0	0	0	8	12	0.00	0.000
62 Joel Peralta, R ERA: 2.35	(8, 1)	1.0	H	3	0	0	0	0	1	0	0	0	0	0	5	10	0.00	1.000
56 Fernando Rodney, R ERA: 4.26	(9, 1)	1.0	S	4	0	0	0	2	1	0	0	0	0	0	11	16	0.00	1.000

PITCHER	IP	WLS	BF	H	R	ER	SO	BB	IBB	HBP	BLK	WP	HR	S	P	ERA	WHIP

TOP

San Diego Padres @ Tampa Bay Rays

Tropicana Field, St. Petersburg, FL

Fri May 10 2013, 7:15 PM - 10:38 PM EDT

Att. 12,424 - Dome - 72 F

livebaseballscorecards.com

AB	32
R	3
H	5
RBI	2
BB	4
SO	18
LOB	12

Batter	1	2	3	4	5	6	7	8	9	AB	R	H	RBI	BB	SO	LOB
20 Matt Joyce, L (1, 7) OBP: 0.311, SLG: 0.435	S SI 92 B SI 94 B KC 78 S FF 94 X FF 95 2-2 ① F7		B KC 77 B KC 78 F FF 93 B SI 93 B FF 92 4-1 18 F8, 19 BB, 3 1B BB		B CH 80 B FF 91 B FF 89 C FF 91 X FF 93 3-1 18 FC4-6 1B		S FF 93 C FF 94 F FF 94 B FF 94 X FF 94 1-2 18 WP, 19 1B; 18 1B 1B 1-2 2-3	C SL 84 F CH 79 B CH 80 B FF 92 F CH 80 X CH 80 2-2 ② F9		4	2	2	0	1	0	0
19 Ryan Roberts, R (1, 4) OBP: 0.304, SLG: 0.376	B FF 95 C SI 85 C CH 85 B FF 96 F CH 85 S KC 83 2-3 ② K		B FF 93 B SI 94 B CH 80 C FF 92 F FF 93 B FF 93 4-2 3 1B, 21 WP BB 1-2		X FF 93 0-0 ① F9		C FF 94 C SL 83 B FF 94 X FF 94 1-2 18 WP; 18 1B 1B 1-2 2-H 3-H	B SL 83 C FF 92 B CH 79 X CH 81 2-1 ③ G5-3		4	2	1	2	1	1	1
18 Ben Zobrist, S (1, 9) OBP: 0.354, SLG: 0.419	B CH 82 B CH 82 B SI 94 B FF 94 4-0 3 1B BB		X SI 94 0-0 ② F8 2-3		1 SAFE 1 SAFE C KC 78 X KC 78 0-1 ② FC4-6 3 S 1-2f		C FF 91 S SL 88 D SL 88 D SL 88 2 SAFE B FF 93 X FF 92 3-2 21 1B 1-H 2-H			3	0	1	2	1	0	3
3 Evan Longoria, R (1, 5) OBP: 0.400, SLG: 0.597	F FF 92 D KC 82 F SI 92 B KC 82 X FF 94 2-2 1-3 1B		B KC 80 C KC 79 X CH 82 1-1 21 WP 1-3 3-H 1B		B SI 93 F CH 82 D CH 85 B SI 93 C FF 94 S SI 94 3-3 ③ K 1-2		1 SAFE 1 SAFE S FF 94 P PO 86 1 SAFE F FF 94 S SL 89 1-3 ① K			4	0	2	1	0	2	2
21 James Loney, L (1, 3) OBP: 0.432, SLG: 0.515	X SI 93 0-0 ③ G6-3		B FF 94 X SI 94 1-0 ③ G6-3 1-2 3-H			B FF 92 F FF 92 B SI 93 S SI 92 X FF 94 2-2 ① L6	B FF 93 X FF 94 1-0 5 S 1-3 1B			4	0	1	0	0	0	3
30 Luke Scott, L (1, 10) OBP: 0.394, SLG: 0.519		C CH 81 C SI 92 F KC 82 B SI 93 B CH 85 B SI 94 X FF 94 3-2 ① G3-1		B KC 76 S SI 92 B SI 92 S SI 91 F CH 84 B KC 77 F FF 93 X FF 93 3-2 ① G3-1		B KC 78 C CH 82 B FF 94 B FF 93 X SI 92 3-1 ② G6-3	C SL 88 B FF 92 F CH 88 X SL 87 1-2 ② P3			4	0	0	0	0	0	2
5 Sam Fuld, L (1, 8) OBP: 0.276, SLG: 0.176		C SI 93 F CH 84 X SI 93 0-2 ② L3		C CH 82 B CH 84 B SI 93 B FF 93 B FF 92 4-1 11 E, 11 S BB		C FF 93 B KC 78 S CH 82 X CH 84 1-2 ③ G6-3	S FC 94 C FC 93 F SL 86 D SL 89 F SL 88 B FF 94 D SL 86 D SL 86 4-2 1-2 BB			2	0	0	0	2	0	0
59 Jose Lobaton, S (1, 2) OBP: 0.286, SLG: 0.407		X FF 93 0-0 ③ F8		X FF 92 0-0 ② P2			F FF 93 F FC 94 X SL 81 1-2 20 1B, 11 SH, 19 1B 1B K			4	1	1	0	0	1	4
11 Yunel Escobar, R (1, 6) OBP: 0.227, SLG: 0.291			B SI 92 B FF 93 C FF 93 F SI 93 F FF 93 S CH 85 2-3 ① K	C FF 93 S CH 83 X CH 85 0-2 ③ G5-3 1-3			B FF 94 B FF 93 B FF 92 M FF 92 X FF 92 3-1 SH 20 1B, 19 1B 1-2	F FF 92 S CH 79 B FC 93 X CH 79 1-2 ① F8		3	1	0	0	0	1	1
Inning Stats	R: 0 E: 0 K: 1 S: 11 H: 1 LOB: 2 BB: 1 P: 21	R: 0 E: 0 K: 0 S: 8 H: 0 LOB: 0 BB: 0 P: 11	R: 2 E: 0 K: 1 S: 11 H: 1 LOB: 1 BB: 2 P: 23	R: 0 E: 0 K: 0 S: 10 H: 0 LOB: 1 BB: 1 P: 17	R: 0 E: 0 K: 1 S: 8 H: 1 LOB: 1 BB: 0 P: 14	R: 0 E: 0 K: 0 S: 8 H: 0 LOB: 0 BB: 0 P: 14	R: 4 E: 1 K: 2 S: 30 H: 5 LOB: 3 BB: 1 P: 45	R: 0 E: 0 K: 0 S: 9 H: 0 LOB: 0 BB: 0 P: 14		1B: 8 2B: 0 3B: 0 HR: 0	SF: 0 SAC: 1 DP: 0 HBP: 0	WP: 2 PB: 0 SB: 3 CS: 0	PA: 38			

PITCHER		IP	WLS	BF	H	R	ER	SO	BB	IBB	HBP	BLK	WP	HR	S	P	ERA	WHIP
37 Edinson Volquez, R ERA: 5.15	(1, 1)	6.0		25	3	2	2	3	4	0	0	0	1	0	56	100	3.00	1.167
55 Dale Thayer, R ERA: 3.38	(7, 1)	0.0	L	4	3	4	3	0	0	0	0	0	0	0	12	18	∞	∞
45 Anthony Bass, R ERA: 2.52	(7, 1)	0.2		5	2	0	0	1	1	0	0	0	1	0	15	24	0.00	4.500
29 Brad Boxberger, R ERA:	(7, 1)	1.1		4	0	0	0	1	0	0	0	0	0	0	12	17	0.00	0.000

PITCHER	IP	WLS	BF	H	R	ER	SO	BB	IBB	HBP	BLK	WP	HR	S	P	ERA	WHIP

BOTTOM

San Diego Padres @ Tampa Bay Rays

Tropicana Field, St. Petersburg, FL

Fri May 10 2013, 7:15 PM - 10:38 PM EDT

Att. 12,424 - Dome - 72 F

livebaseballscorecards.com

AB	32
R	6
H	8
RBI	5
BB	5
SO	5
LOB	16

Batter	1	2	3	4	5	6	7	8	9	AB	R	H	RBI	BB	SO	LOB
2 Everth Cabrera, S (1, 6) OBP: 0.335, SLG: 0.360	C FF 88 B FF 89 B CH 79 X FF 90 2-1 ① G3-1		S FF 89 B FF 89 L FF 89 X CU 78 1-2 ① G1-3			F CH 79 S CH 79 B CH 80 B FF 90 F FF 90 F FF 90 F FF 90 S CH 80 2-3 ① K	F FC 88 B CH 83 B FC 88 F SI 89 F CU 78 X FC 88 2-2 E4 BB 25 S 18 BB		X FF 91 0-0 ② G6-3	5	1	0	0	0	1	0
25 Will Venable, L (1, 9) OBP: 0.320, SLG: 0.456	B FF 89 B FF 89 X FF 89 2-0 HR 1B		B FF 89 S CH 78 S CH 78 S CH 78 1-3 ② K			C FF 90 F CH 79 B FF 90 S FF 90 1-3 ② K	1 SAFE C SI 89 D CU 77 B FC 90 H FC 89 3-1 18 BB BB 1-2 HBP		C FF 91 X CU 70 0-1 ③ F8	4	1	1	0	0	2	0
Chase Headley, S (1, 5) OBP: 0.389, SLG: 0.537	B CH 78 X CH 79 1-0 1-H HR		C FF 90 B CU 78 B CH 78 C FF 90 X CH 79 2-2 ③ L9			C CU 74 B CU 78 F FF 90 X CU 78 1-2 ③ G3	B FC 88 B FC 89 C FC 88 B CH 83 B FC 88 4-1 18 BB 1-2 2-3 BB			3	1	1	2	1	0	0
18 Carlos Quentin, R (1, 7) OBP: 0.310, SLG: 0.371 88 Kyle Blanks, R (9, 7) OBP: 0.379, SLG: 0.362	C FF 89 X CU 75 0-1 ② F7			F FF 90 S CH 78 B FF 90 S CH 80 1-3 ① K			4-2 .5 1B 14 1B 15 HR BB 4-1 1-2 2-3 3-H BB			2 0	1 0	0 0	1 0	2 0	1 0	0 0
23 Yonder Alonso, L (1, 3) OBP: 0.326, SLG: 0.409	B FF 88 C FC 86 X CU 74 1-1 1B			B CH 78 C FF 90 F CH 80 B FF 91 X CU 79 2-2 ② G4-3			1-3 K 0-3 K			4	0	1	0	0	2	4
14 Mark Kotsay, L (1, 10) OBP: 0.375, SLG: 0.345 13 Chris Denorfia, R (8, PH) OBP: 0.358, SLG: 0.422 (8, 10)	F FF 88 S CH 79 B FF 88 X CH 79 1-2 ③ P2			S CH 78 B FF 91 X CH 79 1-1 ③ L9			F CH 78 S CH 77 B FF 89 X CH 78 1-2 5 1B 15 HR 1B	X FF 90 0-0 ① F8		3 1	1 0	1 0	0 0	0 0	0 0	1 0
9 Jedd Gyorko, R (1, 4) OBP: 0.310, SLG: 0.388		X FF 89 0-0 ① P4			F FF 89 F CH 78 C CU 78 0-3 ① K		D CU 74 S CH 78 D CH 78 C FF 89 S CH 79 2-3 ② K	C FF 91 B CH 84 B FF 91 F FF 92 S FF 91 2-3 ② K		4	0	0	0	0	3	2
5 Alexi Amarista, L (1, 8) OBP: 0.264, SLG: 0.348		C FF 88 X CH 79 0-1 ② G4-3		C FF 89 B FF 90 F FF 90 C CH 80 1-3 ② K			S FF 88 F CH 78 X FF 90 0-2 15 HR 1B 1-2 2-3	F FF 91 C CU 71 F FF 92 C CU 69 0-3 ③ K		4	1	1	0	0	2	0
8 John Baker, L (1, 2) OBP: 0.233, SLG: 0.115 15 Jesus Guzman, R (7, PH) OBP: 0.300, SLG: 0.345 4 Nick Hundley, R (7, 2) OBP: 0.306, SLG: 0.437		B FF 88 C SI 89 B FC 87 X CH 79 2-1 ③ G5-3		B FF 90 S CH 79 B FF 90 C FF 90 X CH 80 2-2 ③ G4-3			B CH 79 S CH 78 F CH 78 D CH 78 B CH 79 X CH 79 3-2 1-H 2-H 3-H HR		X FF 90 0-0 ① F7	2 1 1	0 1 0	0 1 0	0 4 0	0 0 0	0 0 0	0 0 0
Inning Stats	R: 2 E: 0 K: 0 S: 11 H: 3 LOB: 1 BB: 0 P: 18	R: 0 E: 0 K: 0 S: 5 H: 0 LOB: 0 BB: 0 P: 7	R: 0 E: 0 K: 1 S: 9 H: 0 LOB: 0 BB: 0 P: 13	R: 0 E: 0 K: 1 S: 8 H: 0 LOB: 0 BB: 0 P: 12	R: 0 E: 0 K: 2 S: 9 H: 0 LOB: 0 BB: 0 P: 12	R: 0 E: 0 K: 2 S: 12 H: 0 LOB: 0 BB: 0 P: 16	R: 5 E: 1 K: 3 S: 31 H: 3 LOB: 3 BB: 3 P: 55	R: 0 E: 0 K: 2 S: 8 H: 0 LOB: 0 BB: 0 P: 10	R: 0 E: 0 K: 0 S: 4 H: 0 LOB: 0 BB: 0 P: 4	1B: 4 2B: 0 3B: 0 HR: 2 SF: 0 SAC: 0 DP: 0 HBP: 1						

TOP

San Diego Padres @ Tampa Bay Rays

Tropicana Field, St. Petersburg, FL

Sat May 11 2013, 6:12 PM - 9:35 PM EDT

Att. 18,587 - Dome - 72 F

livebaseballscorecards.com

AB	34
R	7
H	6
RBI	7
BB	3
SO	11
LOB	7

WP: 0 PB: 0 SB: 1 CS: 0 PA: 38

PITCHER		IP	WLS	BF	H	R	ER	SO	BB	IBB	HBP	BLK	WP	HR	S	P	ERA	WHIP
58 Jeremy Hellickson, R ERA: 5.25	(1, 1)	6.2		27	6	6	6	8	1	0	0	0	0	2	75	110	8.10	1.050
35 Jamey Wright, R ERA: 2.3	(7, 1)	0.0		4	0	1	0	0	2	0	1	0	0	0	7	20	∞	∞
27 Cesár Ramos, L ERA: 3.55	(7, 1)	2.1	W	7	0	0	0	3	0	0	0	0	0	0	15	17	0.00	0.000

PITCHER		IP	WLS	BF	H	R	ER	SO	BB	IBB	HBP	BLK	WP	HR	S	P	ERA	WHIP

BOTTOM

San Diego Padres @ Tampa Bay Rays

Tropicana Field, St. Petersburg, FL

Sat May 11 2013, 6:12 PM - 9:35 PM EDT

Att. 18,587 - Dome - 72 F

livebaseballscorecards.com

Batter	1	2	3	4	5	6	7	8	9	AB	R	H	RBI	BB	SO	LOB
20 Matt Joyce, L (1, 9) OBP: 0.315, SLG: 0.454	C FF 94 B FF 96 C FF 94 B FF 95 F FF 94 F FF 95 B CU 77 F FF 94 S FF 94 3-3 K ①	B SI 91 X FF 92 1-0 2B 1-3 2-H	X FF 91 0-0 F7 ③			B FF 92 S FS 85 B FF 92 S FS 85 B FF 93 X FS 84 3-2 2B 2 E			B SI 89 B CH 80 X SI 88 2-0 F8 ①	5	0	2	1	0	1	2
2 Kelly Johnson, L (1, 7) OBP: 0.348, SLG: 0.475	C FF 94 C CU 76 F FF 98 C FF 95 0-3 K ②	B SI 90 C FF 92 X FF 93 1-1 SF7 ① 3-H		B SI 92 C FF 93 S SL 86 X SL 85 1-2 1B 18 G4-3		C FF 92 B FF 92 X FF 93 1-1 F8 ② 2-3			C SI 89 B SL 83 B SI 90 C CH 80 B SI 90 F SI 90 X SI 89 3-2 F9 ②	4	0	1	1	0	1	1
18 Ben Zobrist, S (1, 4) OBP: 0.356, SLG: 0.409	X FF 96 0-0 G4-3 ③	C FF 91 B SL 84 B FF 93 C CH 84 H SL 84 3-2 HBP		B FF 93 F SI 91 F FF 93 X FF 93 1-2 G4-3 ① 1-2		X FF 92 0-0 G4-3 ③			B SL 84 S CH 82 S CH 80 B CH 81 F SI 90 B CH 82 B CH 81 4-2 3 HR BB	3	1	0	0	1	0	2
3 Evan Longoria, R (1, 5) OBP: 0.400, SLG: 0.609		4-2 21 HR BB 0-2 K ②		X FF 94 0-0 F9 ②			C FF 91 C SL 85 B FF 92 B SL 87 X SL 85 2-2 G6-3 ①		B SI 90 S SL 84 B SL 84 X SL 84 2-1 1-H HR	4	2	1	2	1	1	3
21 James Loney, L (1, 3) OBP: 0.426, SLG: 0.533		X FF 91 0-0 1-H HR 1-2 F9 ③		X FF 94 0-0 G4-3 ③			F FF 86 F SL 78 F FF 87 F SL 79 B SL 79 B SL 79 F FF 86 X FF 86 2-2 G6-3 ②			4	1	1	2	0	0	3
30 Luke Scott, L (1, 10) OBP: 0.405, SLG: 0.483		C CU 75 F FF 93 B FF 94 F FF 94 B SI 91 B SI 93 F SI 90 B CH 83 4-2 59 1B 11 1B 5 1B BB	F FF 92 B SL 85 C CH 87 B SL 85 B FF 94 F SL 84 F FF 94 F CH 87 B SL 86 4-2 5 G4-6-3 BB		F CH 86 T FF 95 B FF 96 S SL 88 1-3 K ①		B SL 77 C SL 78 F FF 85 X SL 78 1-2 L9 ③			2	1	0	0	2	1	0
5 Sam Fuld, L (1, 8) OBP: 0.274, SLG: 0.182		B FF 92 1 SAFE B SI 88 B FF 90 C FF 91 C FF 90 F FF 90 1 SAFE 1 SAFE 3-2 59 1B 11 1B F FF 80 X FF 91 1-2 1B	C FF 92 B FF 90 F FF 94 X SL 85 0-2 G4-6-3 ① ② 1-2f		B FF 93 B SL 83 C FF 94 B SL 84 X FF 93 3-1 F9 ②			B FF 84 B FF 84 B FF 83 C FF 84 C FF 84 X FF 85 3-2 F7 ①	4	1	1	0	0	0	1
59 Jose Lobaton, S (1, 2) OBP: 0.300, SLG: 0.414		X SI 90 0-0 20 2B 11 1B 1-2 2-3 1B	C FF 92 B CH 87 B FF 94 F FF 94 F SL 87 F FF 95 F SL 84 F FF 95 B CH 86 3-2 11 1B F FF 85 F CF 96 X FF 95 1B		B FF 95 C FF 94 S SL 84 S SL 87 1-3 K ③			X SI 88 0-0 F7 ②	4	1	2	0	0	1	0
11 Yunel Escobar, R (1, 6) OBP: 0.237, SLG: 0.299		B SI 92 X CH 81 1-0 20 2B 2 SF7 1-2 2-H 3-H 1B	X FF 92 0-0 1-2 1B			B FF 92 B FF 92 C FF 92 B FF 92 C FF 92 X FF 93 3-2 F8 ①		B SL 81 C SL 80 B SL 81 C SL 82 B SL 82 S SL 82 3-3 K ③		4	1	2	2	0	1	0

Inning Stats	1	2	3	4	5	6	7	8	9
	R: 0 E: 0 K: 2 S: 11	H: 0 LOB: 0 BB: 0 P: 14	R: 6 E: 0 K: 1 S: 28	H: 5 LOB: 2 BB: 2 P: 46	R: 0 E: 0 K: 0 S: 20	H: 2 LOB: 2 BB: 1 P: 27	R: 0 E: 0 K: 0 S: 8	H: 1 LOB: 1 BB: 0 P: 10	R: 0 E: 0 K: 2 S: 8	H: 0 LOB: 0 BB: 0 P: 13	R: 0 E: 1 K: 0 S: 9	H: 1 LOB: 1 BB: 0 P: 16	R: 0 E: 0 K: 0 S: 12	H: 0 LOB: 0 BB: 0 P: 17	R: 0 E: 0 K: 1 S: 7	H: 0 LOB: 0 BB: 0 P: 13	R: 2 E: 0 K: 0 S: 10	H: 1 LOB: 0 BB: 1 P: 21

1B: 6	SF: 1	WP: 0
2B: 2	SAC: 0	PB: 0
3B: 0	DP: 1	SB: 0
HR: 2	HBP: 1	CS: 0

PA: 40

AB	34
R	8
H	10
RBI	8
BB	4
SO	6
LOB	12

PITCHER		IP	WLS	BF	H	R	ER	SO	BB	IBB	HBP	BLK	WP	HR	S	P	ERA	WHIP
26 Burch Smith, R ERA: 54.0	(1, 1)	1.0		10	5	6	6	2	2	0	0	0	0	1	26	42	54.00	7.000
38 Tyson Ross, R ERA: 3.0	(2, 1)	4.0		16	3	0	0	3	1	0	1	0	0	0	49	68	0.00	1.000
58 Brad Brach, R ERA: 5.65	(6, 1)	1.1		5	1	0	0	0	0	0	0	0	0	0	12	21	0.00	0.750
54 Joe Thatcher, L ERA: 1.69	(7, 1)	1.0	H	3	0	0	0	0	0	0	0	0	0	0	12	18	0.00	0.000
57 Luke Gregerson, R ERA: 1.06	(8, 1)	0.2	H	2	0	0	0	1	0	0	0	0	0	0	4	7	0.00	0.000

PITCHER		IP	WLS	BF	H	R	ER	SO	BB	IBB	HBP	BLK	WP	HR	S	P	ERA	WHIP
16 Huston Street, R ERA: 4.91	(9, 1)	0.2	L	4	1	2	2	0	1	0	0	0	0	1	10	21	27.00	3.000

Batter	1	2	3	4	5	6	7	8	9	AB	R	H	RBI	BB	SO	LOB
2 Everth Cabrera, S (1, 6) OBP: 0.327, SLG: 0.350	B FF 89 S SI 89 C SI 91 C SI 91 1-3 ① K		L SI 90 C SI 91 B SI 92 B CH 86 B SI 92 X SI 92 3-2 ③ F8		X CH 84 0-0 ② G4-3 1-2			B CU 78 C CU 78 F FF 91 C FF 92 1-3 ① K		4	0	0	0	0	2	1
25 Will Venable, L (1, 9) OBP: 0.327, SLG: 0.452	X SI 92 0-0 ② F8			F SI 90 B CH 83 F SL 83 B SI 92 B SI 92 X CH 85 3-2 ① G4-3	C SL 81 B SL 82 S CH 84 F SL 82 B SI 92 B SI 92 F SL 83 F SI 92 B CH 85 4-2 BB			B CU 79 B FS 82 C FF 92 F FF 91 X FS 81 2-2 1B		3	0	1	0	1	0	0
Chase Headley, S (1, 5) OBP: 0.384, SLG: 0.518	B SI 92 B CH 84 C SI 91 B CH 85 F SI 92 C SI 92 3-3 ③ K			C SL 83 B SI 92 B SI 92 B SI 89 F SI 92 B CH 85 4-2 18 1B 23 1B BB	C SL 84 B SI 92 B SI 92 X SL 81 2-1 ③ G6-3			C FS 79 C FF 90 C FF 90 0-3 ② K		3	1	0	0	1	2	3
18 Carlos Quentin, R (1, 10) OBP: 0.308, SLG: 0.365		C SL 82 X SI 90 0-1 ① P5		B SL 80 B SI 90 1 SAFE F SI 90 X SI 90 2-1 23 1B 1-2 1B		X SI 90 0-0 ① P5		B FS 80 B FS 79 F FF 91 S FF 91 X FS 82 2-2 ③ P6		4	0	1	0	0	0	1
23 Yonder Alonso, L (1, 3) OBP: 0.331, SLG: 0.412		X CH 84 0-0 13 FC6-4 1B		F SI 91 D SI 92 X SI 92 1-1 13 G1-4-3 1-3 2-H 1B		C SI 91 B SL 81 B SL 82 X SI 91 2-1 ② F8			B FF 96 S CH 83 B FF 97 F SI 94 S CH 83 2-3 ① K	4	0	2	1	0	1	0
13 Chris Denorfia, R (1, 8) OBP: 0.347, SLG: 0.407		F SI 88 B FF 88 X SI 89 1-1 ② FC6-4 15 FC6-4 1-2f		1 SAFE S SL 82 B FF 91 X SI 89 1-1 ②③ G1-4-3 1-2f		C SI 91 B SL 83 C SL 82 T SL 80 1-2 ③ K			C FF 95 F FF 96 X FF 97 0-2 ② F9	4	0	0	0	0	1	3
15 Jesus Guzman, R (1, 7) OBP: 0.297, SLG: 0.328		1 SAFE F SI 88 B SI 89 C CH 83 F SI 90 B CH 83 F SI 91 F CH 83 X FF 91 2-2 ③ FC6-4 1-2f			C SI 90 X SI 90 0-1 ① G5-3		B SI 95 C SI 96 T FF 96 B SI 97 F SI 96 F SI 98 T SI 97 2-2 ① K		C FF 98 B FF 98 B FF 97 B SI 96 C FF 94 B CH 84 4-2 5 DI BB	3	0	0	0	1	1	1
5 Alexi Amarista, L (1, 4) OBP: 0.263, SLG: 0.384			B SI 89 B SI 89 C SI 89 B SI 90 S SI 90 F SI 90 X SI 91 3-2 ① P4		F SI 91 F SI 91 X SI 92 0-2 HR		F SL 87 B SI 97 C SI 96 F SI 98 X SL 88 1-2 ② G4-3		C CH 84 S CH 85 F CH 83 S CH 84 0-3 ③ K 1-2	4	1	1	1	0	1	1
4 Nick Hundley, R (1, 2) OBP: 0.307, SLG: 0.434			C SL 81 B CH 84 B SI 92 F SI 91 B CH 83 S SI 92 3-3 ② K		X SI 92 0-0 2 G4-3 1B		B SI 96 S FF 96 F FF 96 X SI 96 1-2 ③ P6			3	0	1	0	0	1	0
Inning Stats	R: 0 E: 0 K: 2 S: 7 H: 0 LOB: 0 BB: 0 P: 11	R: 0 E: 0 K: 0 S: 11 H: 1 LOB: 1 BB: 0 P: 14	R: 0 E: 0 K: 1 S: 10 H: 0 LOB: 0 BB: 0 P: 19	R: 1 E: 0 K: 0 S: 11 H: 2 LOB: 1 BB: 1 P: 22	R: 1 E: 0 K: 0 S: 14 H: 2 LOB: 2 BB: 1 P: 20	R: 0 E: 0 K: 1 S: 6 H: 0 LOB: 0 BB: 0 P: 9	R: 0 E: 0 K: 1 S: 12 H: 0 LOB: 0 BB: 0 P: 16	R: 0 E: 0 K: 2 S: 12 H: 1 LOB: 1 BB: 0 P: 17	R: 0 E: 0 K: 2 S: 12 H: 0 LOB: 1 BB: 1 P: 18	1B: 5 2B: 0 3B: 0 HR: 1 SF: 0 SAC: 0 DP: 1 HBP: 0						

PITCHER		IP	WLS	BF	H	R	ER	SO	BB	IBB	HBP	BLK	WP	HR	S	P	ERA	WHIP
40 Roberto Hernandez, R ERA: 4.43	(1, 1)	6.0	W	24	5	2	2	4	2	0	0	0	0	1	59	95	3.00	1.167
57 Jake McGee, L ERA: 9.64	(7, 1)	1.0	H	3	0	0	0	1	0	0	0	0	0	0	12	16	0.00	0.000
62 Joel Peralta, R ERA: 2.2	(8, 1)	1.0	H	4	1	0	0	2	0	0	0	0	0	0	12	17	0.00	1.000
56 Fernando Rodney, R ERA: 3.95	(9, 1)	1.0	S	4	0	0	0	2	1	0	0	0	0	0	12	18	0.00	1.000

PITCHER	IP	WLS	BF	H	R	ER	SO	BB	IBB	HBP	BLK	WP	HR	S	P	ERA	WHIP

TOP

San Diego Padres @ Tampa Bay Rays

Tropicana Field, St. Petersburg, FL

Sun May 12 2013, 1:42 PM - 4:31 PM EDT

Att. 17,396 - Dome - 72 F

livebaseballscorecards.com

AB	32
R	2
H	6
RBI	2
BB	3
SO	9
LOB	10

WP: 0	PA: 35
PB: 0	
SB: 0	
CS: 0	

San Diego Padres @ Tampa Bay Rays

Tropicana Field, St. Petersburg, FL

Sun May 12 2013, 1:42 PM - 4:31 PM EDT

Att. 17,396 - Dome - 72 F

livebaseballscorecards.com

BOTTOM

Batter	1	2	3	4	5	6	7	8	9	AB	R	H	RBI	BB	SO	LOB
19 Ryan Roberts, R (1, 5) OBP: 0.292, SLG: 0.360	C SI 82 X CU 64 0-1 G4-3		B CH 76 X CH 76 1-0 F8		C CU 65 B SL 81 X SL 80 1-1 L7		B SL 80 F FF 92 C FF 93 F SL 79 B SL 78 F FF 93 S FF 93 2-3 K			4	0	0	0	0	1	1
2 Kelly Johnson, L (1, 7) OBP: 0.361, SLG: 0.471	C SI 84 C FF 86 B SL 78 B CU 68 B SL 77 B FF 87 4-2 18 G4-6-3 BB		B SL 77 B FF 86 C FF 86 B FF 88 F FF 85 B FF 87 4-2 18 1B BB		B CU 62 B CU 65 F SL 78 S SL 80 D SL 81 F SL 80 B FF 89 4-2 18 G5-4-3 BB		B SL 79 F FF 93 C SL 80 C FF 93 1-3 K			1	0	0	0	3	1	0
18 Ben Zobrist, S (1, 4) OBP: 0.359, SLG: 0.408	X SI 85 0-0 G4-6-3 1-2f		C FF 86 B CU 65 L FF 86 X CU 67 1-2 1B		C CH 78 B FF 88 X CU 67 1-1 G5-4-3 1-2f		C SL 79 H FF 94 1-1 HBP			3	0	1	0	0	0	3
3 Evan Longoria, R (1, 10) OBP: 0.403, SLG: 0.610		C SI 82 B CH 75 B SI 84 B CU 64 F FF 84 B FF 86 4-2 11 BB 21 1B 28 SF9 BB	C CH 78 C FF 87 B FF 87 B CU 68 X CU 68 2-2 F9		B SL 75 B CU 65 X SL 76 2-0 21 F9 1 1B 2B		C FF 93 B FF 94 X SL 81 1-1 F8			3	2	1	0	1	0	3
21 James Loney, L (1, 3) OBP: 0.429, SLG: 0.560		C FF 85 X SL 77 0-1 28 SF9 11 BB 1-2 1B	S SL 78 C FF 88 C FF 89 0-3 K			C FF 87 X FF 88 0-1 F9 2-3		C SL 81 B FF 93 B FF 92 S FF 92 B FF 93 X FF 92 3-2 HR		4	1	2	1	0	1	3
1 Sean Rodríguez, R (1, 9) OBP: 0.333, SLG: 0.408 20 Matt Joyce, L (8, PH) OBP: 0.312, SLG: 0.449 (9, 9)		B CH 76 C CH 76 X FF 86 1-1 P2		C CU 63 B CU 65 F FF 86 C CH 77 1-3 K		B CH 78 B CH 78 B CH 78 C FF 86 X CH 79 3-1 11 WP 11 2B 3-H 1B		C SL 80 B FF 94 B SL 82 X FF 92 2-1 F8		3 1	1 0	1 0	1 0	0 0	1 0	2 0
11 Yunel Escobar, R (1, 6) OBP: 0.246, SLG: 0.309		F CH 77 B SL 76 B SL 75 B CH 77 B FF 86 4-1 1-2 2-3 BB		C SL 76 F FF 88 X SL 79 0-2 F8		1 SAFE F FF 90 1 SAFE S SL 84 B SL 85 B SL 86 X FF 92 2-2 1-H 2B		C SI 88 X SL 81 0-1 L8		3	0	1	1	1	0	0
28 José Molina, R (1, 2) OBP: 0.213, SLG: 0.232		B FF 85 X FF 85 1-0 SF9 2-3 3-H		B FF 86 C CH 76 B CH 78 F FF 87 X CH 76 2-2 F9		F FF 91 T SL 84 C FF 92 0-3 K		X SI 88 0-0 G4-3		3	0	0	1	0	1	1
5 Sam Fuld, L (1, 8) OBP: 0.277, SLG: 0.224		B FF 86 F SI 86 X CU 66 1-1 L3			B FF 85 C SL 76 C SL 77 F SL 76 B SL 76 B FF 89 X FF 86 3-2 3B	B FF 90 X FS 84 1-0 G5-3				3	0	1	0	0	0	3
Inning Stats	R: 0 E: 0 K: 0 S: 5 H: 0 LOB: 0 BB: 1 P: 9	R: 1 E: 0 K: 0 S: 10 H: 1 LOB: 2 BB: 2 P: 21	R: 0 E: 0 K: 1 S: 12 H: 1 LOB: 2 BB: 1 P: 20	R: 0 E: 0 K: 1 S: 9 H: 0 LOB: 0 BB: 0 P: 12	R: 0 E: 0 K: 0 S: 11 H: 1 LOB: 1 BB: 1 P: 20	R: 2 E: 0 K: 1 S: 12 H: 3 LOB: 1 BB: 0 P: 20	R: 0 E: 0 K: 2 S: 11 H: 0 LOB: 1 BB: 0 P: 16	R: 1 E: 0 K: 0 S: 8 H: 1 LOB: 0 BB: 0 P: 13		1B: 3 2B: 2 3B: 1 HR: 1 SF: 1 SAC: 0 DP: 2 HBP: 1		WP: 1 PB: 0 SB: 0 CS: 0 PA: 35		

	AB	28
	R	4
	H	7
	RBI	4
	BB	5
	SO	5
	LOB	16

PITCHER		IP	WLS	BF	H	R	ER	SO	BB	IBB	HBP	BLK	WP	HR	S	P	ERA	WHIP
53 Eric Stults, L ERA: 4.57	(1, 1)	5.1	L	24	5	3	3	2	5	0	0	0	0	0	52	92	5.06	1.875
58 Brad Brach, R ERA: 5.4	(6, 1)	0.2		3	1	0	0	1	0	0	0	0	1	0	7	10	0.00	1.500
55 Dale Thayer, R ERA: 3.63	(7, 1)	1.1		6	1	1	1	2	0	0	1	0	0	1	16	26	6.75	0.750
57 Luke Gregerson, R ERA: 1.02	(8, 1)	0.2		2	0	0	0	0	0	0	0	0	0	0	3	3	0.00	0.000

PITCHER	IP	WLS	BF	H	R	ER	SO	BB	IBB	HBP	BLK	WP	HR	S	P	ERA	WHIP

Boston Red Sox @ Tampa Bay Rays

Tropicana Field, St. Petersburg, FL

Tue May 14 2013, 7:13 PM - 10:25 PM EDT

Att. 15,227 - Dome - 72 F

TOP

livebaseballscorecards.com

Batter	1	2	3	4	5	6	7	8	9	AB	R	H	RBI	BB	SO	LOB
2 Jacoby Ellsbury, L (1, 8) OBP: 0.321, SLG: 0.363	C SI 92 B SI 93 F SI 93 B FF 94 H SI 94 3-2 15 2B 34 HR HBP		B SI 91 C FF 92 B FF 89 X FF 91 2-1 ① P4		B KC 80 F FF 92 B FF 91 F SI 92 F FF 92 F KC 80 D KC 80 B SI 92 4-2 BB		C SI 98 B SI 98 D SL 88 1 SAFE B FF 98 F SI 97 B SI 98 4-2 1-2 BB			1	1	0	0	2	0	0
18 Shane Victorino, S (1, 9) OBP: 0.358, SLG: 0.378	C SI 91 B FF 91 C CH 84 F SI 93 D SI 92 1 SAFE F CH 82 1 SAFE T CH 82 2-2 ① K		B FF 91 C SI 92 X KC 80 1-1 ② G6-3		C CH 82 X FF 92 0-1 ③ F9		C SL 80 C SL 82 F FS 81 B FS 81 F FS 82 B SL 83 X FS 82 2-2 ③ L3			4	0	0	0	0	1	5
15 Dustin Pedroia, R (1, 4) OBP: 0.429, SLG: 0.417	B KC 78 1 SAFE 1 SAFE C CH 83 X CH 83 1-1 1-3 34 HR 2B		C KC 78 X KC 78 0-1 ③ F8			B SI 90 B FF 90 B FF 92 B FF 91 4-0 BB		C FF 91 B FF 90 S CU 79 F FF 92 B FF 92 F FF 92 B FS 82 X FF 91 3-2 ① G1-3		3	1	1	0	1	0	0
34 David Ortiz, L (1, 10) OBP: 0.365, SLG: 0.633	B SI 91 X FF 92 1-0 2-H 3-H HR			B KC 80 C FF 92 B KC 80 X FF 90 2-1 ① G4-3		1 SAFE X SI 92 0-0 ① F7		C CU 80 B CU 79 X FS 81 1-1 ② F8		4	1	1	3	0	0	1
12 Mike Napoli, R (1, 3) OBP: 0.319, SLG: 0.523	B SI 92 C KC 82 B SI 92 F CH 85 B SI 93 X KC 81 3-2 ② G5-3			B KC 79 B KC 81 S CH 84 C SI 92 F KC 79 C SI 93 2-3 ② K		1 SAFE B SI 91 C SI 92 B SI 92 S FF 93 F SI 90 S CH 83 2-3 ② K		C FF 90 C CU 78 T FF 91 0-2 ③ K		4	0	0	0	0	3	1
5 Jonny Gomes, R (1, 7) OBP: 0.329, SLG: 0.318	S FF 93 F SI 93 F KC 80 B KC 82 F KC 81 F SI 93 C CH 86 1-3 ③ K			S SI 93 B SI 93 X FF 92 1-1 ③ P3		D KC 80 C SI 92 S KC 80 S CH 82 1-3 ③ K			C SI 95 T SI 96 S CH 84 0-3 ① K	4	0	0	0	0	3	1
16 Will Middlebrooks, R (1, 5) OBP: 0.231, SLG: 0.393		B FF 89 C SI 92 F SI 92 S KC 80 1-3 ① K			C SI 91 F KC 79 B KC 79 X CH 84 1-2 ① P4		B FF 95 S FF 95 B SI 97 C FF 96 F SI 97 B SI 97 F FF 97 F SI 98 F SI 98 3-2 X SL 91 ① G6-3		B SI 96 B SI 96 S SI 95 C SI 95 B CH 84 F SI 95 F SI 94 S CH 85 3-3 ② K	4	0	0	0	0	2	0
7 Stephen Drew, L (1, 6) OBP: 0.321, SLG: 0.368		C SI 91 B KC 80 C KC 80 B KC 80 C KC 81 2-3 ② K			B FF 92 B SI 92 X SI 91 2-0 2B		B FF 97 F FF 96 B SI 97 B SI 97 B SI 96 4-1 2 BB BB		C SI 95 S CH 84 B CH 83 B CH 84 S CH 85 2-3 ③ K	3	0	1	0	1	2	0
20 Ryan Lavarnway, R (1, 2)		B SI 92 S CH 84 B SI 92 F FF 92 F KC 80 C KC 80 2-3 ③ K			X SI 91 0-0 ② F9		F SI 98 B SL 88 B SI 97 C SI 95 B SI 97 X SI 96 3-2 ② L9			3	0	0	0	0	1	2
Inning Stats	R: 3 H: 2 E: 0 LOB: 0 K: 2 BB: 0 S: 19 P: 30	R: 0 H: 0 E: 0 LOB: 0 K: 3 BB: 0 S: 10 P: 15	R: 0 H: 0 E: 0 LOB: 0 K: 0 BB: 0 S: 6 P: 9	R: 0 H: 0 E: 0 LOB: 0 K: 1 BB: 0 S: 8 P: 13	R: 0 H: 1 E: 0 LOB: 2 K: 0 BB: 1 S: 11 P: 18	R: 0 H: 0 E: 0 LOB: 1 K: 2 BB: 1 S: 8 P: 15	R: 0 H: 0 E: 0 LOB: 2 K: 0 BB: 2 S: 18 P: 34	R: 0 H: 0 E: 0 LOB: 0 K: 1 BB: 0 S: 10 P: 14	R: 0 H: 0 E: 0 LOB: 0 K: 3 BB: 0 S: 11 P: 16	1B: 0 SF: 0 2B: 2 SAC: 0 3B: 0 DP: 0 HR: 1 HBP: 1						

	AB	30
	R	3
	H	3
	RBI	3
	BB	4
	SO	12
	LOB	10

PITCHER		IP	WLS	BF	H	R	ER	SO	BB	IBB	HBP	BLK	WP	HR	S	P	ERA	WHIP
55 Matt Moore, L ERA: 2.44	(1, 1)	6.0	W	24	3	3	3	8	2	0	1	0	0	1	62	100	4.50	0.833
57 Jake McGee, L ERA: 9.2	(7, 1)	0.2	H	4	0	0	0	0	2	0	0	0	0	0	13	27	0.00	3.000
52 Josh Lueke, R ERA:	(7, 1)	0.1	H	1	0	0	0	0	0	0	0	0	0	0	5	7	0.00	0.000
62 Joel Peralta, R ERA: 2.08	(8, 1)	1.0	H	3	0	0	0	1	0	0	0	0	0	0	10	14	0.00	0.000
56 Fernando Rodney, R ERA: 3.68	(9, 1)	1.0	S	3	0	0	0	3	0	0	0	0	0	0	11	16	0.00	0.000

PITCHER	IP	WLS	BF	H	R	ER	SO	BB	IBB	HBP	BLK	WP	HR	S	P	ERA	WHIP

BOTTOM

Boston Red Sox @ Tampa Bay Rays

Tropicana Field, St. Petersburg, FL

Tue May 14 2013, 7:13 PM - 10:25 PM EDT

Att. 15,227 - Dome - 72 F

livebaseballscorecards.com

Batter	1	2	3	4	5	6	7	8	9	AB	R	H	RBI	BB	SO	LOB
8 Desmond Jennings, R (1, 8) OBP: 0.309, SLG: 0.400	C FF 89 B SI 92 F SI 91 F FF 93 B FC 89 S FC 87 2-3 **K** ①		B CH 85 B FC 87 B CU 80 C FF 91 X FC 86 3-1 **L5** ②	C FF 89 B CU 77 B CH 82 B FC 85 X FF 89 3-1 **F8** ② **1-2** **2-3**		B SL 84 B FF 88 C FF 90 X CH 84 2-1 **F9** ②				4	0	0	0	0	1	6
20 Matt Joyce, L (1, 7) OBP: 0.319, SLG: 0.446	C FF 92 C FF 92 B FF 93 X FF 93 1-2 **F8** ②		B CU 80 B CU 80 B FF 92 C FF 92 B CH 85 4-1 **BB**	S CH 83 X FF 89 0-1 18 S **1B** **2-H** **3-H**		C CH 84 B FF 90 B SI 89 X SL 86 2-1 **L9** ③				3	0	1	2	1	0	2
18 Ben Zobrist, S (1, 9) OBP: 0.350, SLG: 0.396	C FF 92 X CH 86 0-1 **G4-3** ③		C FF 92 B CU 80 F FF 92 F FF 93 X FC 87 1-2 **G5-3** ③	1 SAFE C FF 89 B CH 84 B CH 84 C FC 86 X CU 79 2-2 **G4-3** ③ **1-2**			B FF 88 X CH 82 1-0 **F8** ①			4	0	0	0	0	0	4
3 Evan Longoria, R (1, 5) OBP: 0.399, SLG: 0.600		C FF 92 F FF 92 T CH 87 0-2 **K** ①		F FF 91 F CH 85 B FF 91 B FF 92 F FC 86 B FF 91 F FF 91 X CU 80 3-2 21 1B 30 2B **1B**	F FF 89 F SI 88 X SI 91 0-2 **G5-3** ①		B FF 90 C CH 82 B SL 85 X FF 89 2-1 **F9** ②			4	1	1	0	0	1	0
21 James Loney, L (1, 3) OBP: 0.431, SLG: 0.566		X FF 92 0-0 **F8** ②		C FF 91 X FC 86 0-1 30 2B 28 1B **1-3** **1B**	C FC 86 B CH 83 X FF 89 1-1 30 CS **2B**		C SI 87 X CU 74 0-1 **F7** ③			4	1	2	0	0	0	0
30 Luke Scott, L (1, 10) OBP: 0.390, SLG: 0.485		C FF 92 B FF 93 B FF 93 B FC 88 X FF 92 3-1 **F9** ③		B FF 91 X CH 85 1-0 28 1B **1-3** **3-H** **2B**	C FF 95 B SL 85 C SL 85 B FF 96 B SL 88 S SL 86 3-3 **K** ②③ **2-3**			X SI 86 0-0 **G3** ①		4	1	1	1	0	1	1
2 Kelly Johnson, L (1, 4) OBP: 0.358, SLG: 0.462 19 Ryan Roberts, R (9, 4) OBP: 0.292, SLG: 0.360			F FF 91 X CU 80 0-1 **G4-3** ①	B FF 91 F FC 86 S FC 84 F FF 91 D FC 87 S FC 87 2-3 **K** ①		X SL 84 0-0 28 SH1-4 **1B**		C SI 87 B SL 86 B SI 88 F SL 84 B FF 90 S SL 84 3-3 **K** ②		4 0	0 0	1 0	0 0	0 0	2 0	2 0
28 José Molina, R (1, 2) OBP: 0.244, SLG: 0.278			F FF 91 F FF 92 B FF 91 X FC 89 1-2 11 2B **1B**	C CU 79 B FC 86 B FF 90 X FC 86 2-1 8 F8 11 1B 20 1B **2-H** **1B** **3-H**		1 SAFE X FF 89 0-0 SH1-4 ① **1-2**		F SL 84 S CH 80 F FF 89 B SL 84 X CH 78 1-2 **2B**		3	1	3	2	0	0	0
11 Yunel Escobar, R (1, 6) OBP: 0.262, SLG: 0.327			X FC 87 0-0 **2B**	X FF 90 0-0 8 F8 20 1B **1-2** **1B**		B SL 85 C SL 86 B FF 91 B SL 86 F CH 83 F SL 84 B FF 90 4-2 **BB**		C FF 92 B FF 92 S FF 91 B CU 81 X FF 92 2-2 **F8** ③		3	1	2	0	1	0	1
Inning Stats	R: 0 E: 0 K: 1 S: 9 H: 0 LOB: 0 BB: 0 P: 12	R: 0 E: 0 K: 1 S: 6 H: 0 LOB: 0 BB: 0 P: 9	R: 0 E: 0 K: 0 S: 13 H: 2 LOB: 3 BB: 1 P: 22	R: 5 E: 0 K: 1 S: 22 H: 6 LOB: 1 BB: 0 P: 35	R: 0 E: 0 K: 1 S: 8 H: 1 LOB: 1 BB: 0 P: 12	R: 0 E: 0 K: 0 S: 9 H: 1 LOB: 2 BB: 1 P: 17	R: 0 E: 0 K: 0 S: 5 H: 0 LOB: 0 BB: 0 P: 8	R: 0 E: 0 K: 1 S: 11 H: 1 LOB: 1 BB: 0 P: 17		1B: 7 2B: 5 3B: 0 HR: 0 SF: 0 SAC: 1 DP: 1 HBP: 0				WP: 0 PB: 0 SB: 1 CS: 1 PA: 36		

	AB	33
	R	5
	H	11
	RBI	5
	BB	2
	SO	5
	LOB	16

PITCHER		IP	WLS	BF	H	R	ER	SO	BB	IBB	HBP	BLK	WP	HR	S	P	ERA	WHIP
41 John Lackey, R ERA: 4.05	(1, 1)	4.1	L	23	9	5	5	3	1	0	0	0	0	0	55	84	10.38	2.308
30 Andrew Miller, L ERA: 5.06	(5, 1)	0.2		2	1	0	0	1	0	0	0	0	0	0	4	7	0.00	1.500
59 Clayton Mortensen, R ERA: 3.6	(6, 1)	1.2		6	0	0	0	0	1	0	0	0	0	0	11	22	0.00	0.600
32 Craig Breslow, L ERA: 2.25	(7, 1)	1.0		4	1	0	0	1	0	0	0	0	0	0	10	14	0.00	1.000
63 Alex Wilson, R ERA: 1.5	(8, 1)	0.1		1	0	0	0	0	0	0	0	0	0	0	3	5	0.00	0.000

PITCHER	IP	WLS	BF	H	R	ER	SO	BB	IBB	HBP	BLK	WP	HR	S	P	ERA	WHIP

Boston Red Sox @ Tampa Bay Rays

Tropicana Field, St. Petersburg, FL

Wed May 15 2013, 7:12 PM - 10:42 PM EDT

Att. 15,767 - Dome - 72 F

TOP

livebaseballscorecards.com

Batter	1	2	3	4	5	6	7	8	9	AB	R	H	RBI	BB	SO	LOB
2 Jacoby Ellsbury, L (1, 8) OBP: 0.323, SLG: 0.360	G4-3		1B K			P5			BB	4	1	1	0	1	1	1
18 Shane Victorino, S (1, 9) OBP: 0.344, SLG: 0.362	P4		L7	G4-3		G6-3			P2	5	0	0	0	0	0	4
15 Dustin Pedroia, R (1, 4) OBP: 0.428, SLG: 0.423	2B		1B	G5-3			G1-3		F8	5	1	2	1	0	0	1
34 David Ortiz, L (1, 10) OBP: 0.360, SLG: 0.614	L7		1B	G4-3			G3-1		F7	4	1	1	1	0	0	1
37 Mike Carp, L (9, PH) OBP: 0.390, SLG: 0.737										1	0	0	0	0	0	1
(9, 10)																
12 Mike Napoli, R (1, 3) OBP: 0.318, SLG: 0.522		G5-3	2B		K		G5-3			4	1	1	1	0	1	0
5 Jonny Gomes, R (1, 7) OBP: 0.329, SLG: 0.319		P3	1B		G1-3			G3-1		3	1	1	1	0	0	0
29 Daniel Nava, S (7, 7) OBP: 0.388, SLG: 0.495										1	0	0	0	0	0	0
16 Will Middlebrooks, R (1, 5) OBP: 0.238, SLG: 0.424		2B	F8		K			HR		4	1	2	1	0	1	2
39 Jarrod Saltalamacchia, S (1, 2) OBP: 0.330, SLG: 0.480		K	BB			L8		K		3	1	0	0	1	2	1
7 Stephen Drew, L (1, 6) OBP: 0.336, SLG: 0.418			BB HR			2B		K		3	2	2	4	1	1	0
Inning Stats	R: 0 E: 0 K: 0 S: 11 H: 1 LOB: 1 BB: 0 P: 15	R: 0 E: 0 K: 1 S: 8 H: 1 LOB: 1 BB: 0 P: 14	R: 8 E: 0 K: 1 S: 30 H: 6 LOB: 0 BB: 2 P: 49	R: 0 E: 0 K: 0 S: 8 H: 0 LOB: 0 BB: 0 P: 14	R: 0 E: 0 K: 2 S: 10 H: 0 LOB: 0 BB: 0 P: 14	R: 0 E: 0 K: 0 S: 10 H: 1 LOB: 1 BB: 0 P: 14	R: 0 E: 0 K: 0 S: 7 H: 0 LOB: 0 BB: 0 P: 11	R: 1 E: 0 K: 2 S: 9 H: 1 LOB: 0 BB: 0 P: 13	R: 0 E: 0 K: 0 S: 13 H: 0 LOB: 1 BB: 1 P: 19	1B: 4 2B: 4 3B: 0 HR: 2 SF: 0 SAC: 0 DP: 0 HBP: 0	WP: 1 PB: 0 SB: 0 CS: 0 PA: 40					

	AB	37
	R	9
	H	10
	RBI	9
	BB	3
	SO	6
	LOB	11

PITCHER		IP	WLS	BF	H	R	ER	SO	BB	IBB	HBP	BLK	WP	HR	S	P	ERA	WHIP
14 David Price, L ERA: 5.24	(1, 1)	2.1	L	13	5	4	4	1	1	0	0	0	0	0	37	57	15.43	2.571
35 Jamey Wright, R ERA: 4.24	(3, 1)	1.1		8	3	4	4	1	1	0	0	0	0	1	17	30	27.00	3.000
27 Cesár Ramos, L ERA: 2.87	(4, 1)	3.0		10	1	0	0	2	0	0	0	0	1	0	29	42	0.00	0.333
43 Kyle Farnsworth, R ERA: 6.52	(7, 1)	1.1		5	1	1	1	2	0	0	0	0	0	1	10	15	6.75	0.750
52 Josh Lueke, R ERA:	(9, 1)	1.0		4	0	0	0	0	1	0	0	0	0	0	13	19	0.00	1.000

PITCHER	IP	WLS	BF	H	R	ER	SO	BB	IBB	HBP	BLK	WP	HR	S	P	ERA	WHIP

BOTTOM

Boston Red Sox @ Tampa Bay Rays

Tropicana Field, St. Petersburg, FL

Wed May 15 2013, 7:12 PM - 10:42 PM EDT

Att. 15,767 - Dome - 72 F

livebaseballscorecards.com

Batter	1	2	3	4	5	6	7	8	9	AB	R	H	RBI	BB	SO	LOB
8 Desmond Jennings, R (1, 8) OBP: 0.312, SLG: 0.414	B FF 91 B FF 91 T FF 92 C FF 92 B FF 93 F FF 93 F FF 92 F FF 92 F FF 93 3-2 X FF 82 18 S 1B		B SI 92 X SI 92 1-0 18 G5-3 1-H 3B		B FF 90 C FF 91 X CU 75 1-1 ① G6-3		F SI 91 X CU 75 0-1 ① F9		B SL 83 F SL 81 S CH 86 S SI 92 1-3 ② K	5	1	2	1	0	1	1
2 Kelly Johnson, L (1, 10) OBP: 0.344, SLG: 0.441	F FF 93 S FF 93 X FF 92 0-2 ① F8		B CU 77 C CU 75 X FF 93 1-1 ① P6		B FF 92 X FF 91 1-0 ② F7		B FF 91 B FF 92 C FF 92 C CU 75 F FC 88 X FF 92 2-2 ② FC5-4 18 FC5-4 1-2f		C SI 92 B CH 86 B CH 85 C CH 85 B SL 82 S FF 92 3-3 ③ K	5	0	0	0	0	1	3
18 Ben Zobrist, S (1, 9) OBP: 0.342, SLG: 0.384 (9, 4)	C FF 93 S CH 85 B FF 92 B CU 78 B FF 93 S CH 86 3-3 ② K 1-2		S FF 92 B CU 76 X CU 76 1-1 ② G5-3 3-H		C FF 92 B SI 92 F CH 84 B FC 90 F FF 89 C SI 92 2-3 ③ K		B SI 92 X CH 84 1-0 ③ FC5-4 1-2f			4	0	0	1	0	2	2
3 Evan Longoria, R (1, 5) OBP: 0.395, SLG: 0.591	C CU 76 X FF 93 0-1 ③ L1		C FF 93 B SI 93 B FF 92 X CH 86 2-1 ③ F8			C CU 73 S CH 83 B CH 84 C FC 87 1-3 ① K		F FF 88 B FS 80 F FS 79 F FF 89 B FS 80 X FS 80 2-2 11 FC6-4 1B		4	0	1	0	0	1	1
11 Yunel Escobar, R (1, 6) OBP: 0.262, SLG: 0.333		B FF 92 C CH 82 X FF 90 1-1 ① G6-3		F FF 91 B FF 91 C CU 74 X FF 89 1-2 ① F8		C SI 90 X FC 88 0-1 2B		C FS 79 F FF 88 B FF 88 X SL 82 1-2 ① FC6-4 21 BB 1-2f		4	0	1	0	0	0	1
21 James Loney, L (1, 3) OBP: 0.433, SLG: 0.560		B FF 93 B SI 93 X FF 93 2-0 1 FC6-4 1 WP 1B		C CU 74 X CU 75 0-1 ② G4-3		D CU 75 C CU 73 C FF 92 B FF 89 F FF 92 S CU 77 2-3 ② K		B FS 79 B FS 79 C FS 79 B FF 88 B FF 88 4-1 1-2 BB		3	0	1	0	1	1	1
1 Sean Rodríguez, R (1, 7) OBP: 0.351, SLG: 0.412 20 Matt Joyce, L (8, PH) OBP: 0.316, SLG: 0.441 (9, 9)	F FF 93 F CU 76 F FF 92 D CH 84 D FF 91 B CU 78 X CH 85 3-2 ② FC6-4 1-2		X FC 89 0-0 28 1B 1B		C CU 75 D CU 76 H FC 89 2-1 HBP			S FS 79 T FS 81 F FF 88 F FF 88 F FS 80 B FS 80 F FS 80 B SL 85 F FS 80 2-2 ② X FF 89 F7		2 1	0 0	1 0	0 0	0 0	0 0	1 2
28 José Molina, R (1, 2) OBP: 0.247, SLG: 0.280 30 Luke Scott, L (8, PH) OBP: 0.381, SLG: 0.471 (9, 7)	C SI 93 C FF 91 F FF 91 F FF 93 X CH 83 0-2 ③ G5-3		X FF 92 0-0 1-3 1B		X FF 90 0-0 ③ G5-3			B FF 89 S FS 80 F FF 88 S FS 80 1-3 ③ K		3 1	0 0	1 0	0 0	0 0	0 1	3 2
19 Ryan Roberts, R (1, 4) OBP: 0.303, SLG: 0.370 59 Jose Lobaton, S (9, 2) OBP: 0.295, SLG: 0.407			B FF 90 C FF 90 F FF 91 F FC 89 X CH 84 1-2 8 3B 1B	D SI 92 F SI 92 B CH 85 C CH 84 S FF 93 2-3 ③ K			X FF 89 0-0 2 FC5-4 1B		B FF 92 S CH 86 B CH 85 B SI 92 F FF 92 X CH 86 3-2 ① G3	3 1	1 0	2 0	0 0	0 0	1 0	2 0

	AB	36
	R	2
	H	9
	RBI	2
	BB	1
	SO	8
	LOB	19

Inning Stats	1	2	3	4	5	6	7	8	9
	R: 0 E: 0 K: 1 S: 15	H: 1 LOB: 1 BB: 0 P: 21	R: 0 E: 0 K: 0 S: 12	H: 1 LOB: 1 BB: 0 P: 18	R: 2 E: 0 K: 0 S: 11	H: 2 LOB: 0 BB: 0 P: 17	R: 0 E: 0 K: 1 S: 10	H: 2 LOB: 2 BB: 0 P: 13	R: 0 E: 0 K: 1 S: 7	H: 0 LOB: 0 BB: 0 P: 11	R: 0 E: 0 K: 2 S: 11	H: 1 LOB: 2 BB: 0 P: 16	R: 0 E: 0 K: 0 S: 8	H: 1 LOB: 1 BB: 0 P: 11	R: 0 E: 0 K: 1 S: 19	H: 1 LOB: 2 BB: 1 P: 29	R: 0 E: 0 K: 2 S: 9	H: 0 LOB: 0 BB: 0 P: 16

	1B: 7	SF: 0
	2B: 1	SAC: 0
	3B: 1	DP: 0
	HR: 0	HBP: 1

	WP: 1	PA: 38
	PB: 0	
	SB: 1	
	CS: 0	

PITCHER		IP	WLS	BF	H	R	ER	SO	BB	IBB	HBP	BLK	WP	HR	S	P	ERA	WHIP
31 Jon Lester, L ERA: 2.72	(1, 1)	7.0	W	30	8	2	2	5	0	0	1	0	1	0	74	107	2.57	1.143
19 Koji Uehara, R ERA: 2.3	(8, 1)	1.0		5	1	0	0	1	1	0	0	0	0	0	19	29	0.00	2.000
65 Jose De La Torre, R ERA: 9.0	(9, 1)	1.0		3	0	0	0	2	0	0	0	0	0	0	9	16	0.00	0.000

PITCHER	IP	WLS	BF	H	R	ER	SO	BB	IBB	HBP	BLK	WP	HR	S	P	ERA	WHIP

Boston Red Sox @ Tampa Bay Rays

Tropicana Field, St. Petersburg, FL

Thu May 16 2013, 7:13 PM - 10:55 PM EDT

Att. 16,055 - Dome - 72 F

TOP

livebaseballscorecards.com

Batter	1	2	3	4	5	6	7	8	9	AB	R	H	RBI	BB	SO	LOB
2 Jacoby Ellsbury, L (1, 8) OBP: 0.314, SLG: 0.350	C SI 91 B KC 79 F SI 90 S CH 86 1-3 K			B KC 80 X FF 91 1-0 L6		C KC 78 B FF 91 F CH 86 B SI 92 X CH 87 2-2 G5-3		X FS 82 0-0 G6-3	B SI 90 C FF 92 S FF 93 F FF 94 X FF 94 1-2 G4-3	5	0	0	0	0	1	2
18 Shane Victorino, S (1, 9) OBP: 0.341, SLG: 0.367 5 Jonny Gomes, R (9, 7) OBP: 0.329, SLG: 0.319	B FF 92 C CH 85 X FF 92 1-1 G5-3			B FF 92 X CH 86 1-0 15 G4-3 34 1B 2B		C KC 80 B KC 80 F CH 87 X CU 82 1-2 G6-3		B CU 78 C FS 81 X CU 80 1-1 P5		4 0	1 0	1 0	0 0	0 0	0 0	0 0
15 Dustin Pedroia, R (1, 4) OBP: 0.429, SLG: 0.421	B KC 78 C FF 91 B CH 86 F CH 86 B SI 93 S CH 86 3-3 K			B KC 77 B KC 77 C FF 91 F CH 85 X CH 86 2-2 G4-3 2-3		C KC 79 X SI 92 0-1 1B			B SI 95 C SI 95 B SI 95 B SI 95 C SI 95 B CH 85 4-2 29 BB 34 BB 16 2B BB	3	1	1	0	1	1	1
34 David Ortiz, L (1, 10) OBP: 0.366, SLG: 0.605 23 Pedro Ciriaco, R (9, PR) OBP: 0.361, SLG: 0.448 (9, 10)		F FF 91 F KC 80 X CH 86 0-2 G5-3		X FF 92 0-0 3-H 1B		X CH 86 0-0 G5-3			B CH 84 B SI 97 B CH 85 B SI 96 4-0 29 BB 1-2 16 2B BB	3 0	0 1	1 0	1 0	1 0	0 0	1 0
12 Mike Napoli, R (1, 3) OBP: 0.316, SLG: 0.513		C SI 90 B KC 81 S SI 91 B CH 86 B CH 85 S CH 86 3-3 K		D KC 80 S CH 86 B FF 92 F CH 87 D CH 86 T SI 90 3-2 K			B KC 78 B CH 86 C SI 91 B KC 81 C CH 86 F CH 87 B CH 87 4-2 7 WP BB		B SI 96 C CH 86 F CH 87 B SI 97 S CH 85 2-3 K	3	0	0	0	1	3	3
29 Daniel Nava, S (1, 7) OBP: 0.383, SLG: 0.481 (9, 9)		C SI 92 B FF 91 C SI 90 S CH 88 1-3 K			B FF 91 B SI 90 X CH 86 2-0 L3		B CH 85 F SI 92 X CH 85 1-1 F7		B CH 85 F SI 97 B SI 98 S CH 82 B SI 98 F CH 86 D CH 86 4-2 1-2 2-3 16 2B BB	3	1	0	0	1	1	1
7 Stephen Drew, L (1, 6) OBP: 0.325, SLG: 0.402			B SI 90 C SI 91 C KC 80 F SI 91 F CH 88 B SI 92 X CH 86 2-2 F8		C KC 77 F SI 91 S CH 87 0-3 K		C SI 96 C SI 97 B SI 97 F SI 96 B SL 88 X FF 97 2-2 1-2 P6		C CH 84 S CH 85 S CH 84 0-3 K	4	0	0	0	0	2	4
16 Will Middlebrooks, R (1, 5) OBP: 0.245, SLG: 0.429		C KC 79 C KC 81 B SI 93 X KC 80 1-2 F8			B FF 91 B CU 81 B CH 86 B SI 92 4-0 BB		D SI 96 B FF 96 S SI 96 C SI 96 F SI 97 B SI 98 X FF 96 3-2 G5-3		C SI 97 F SI 98 B SI 100 X CH 85 1-2 1-H 2-H 3-H 2B	3	0	1	3	1	0	1
39 Jarrod Saltalamacchia, S (1, 2) OBP: 0.327, SLG: 0.465			B KC 80 X SI 92 1-0 L7	S CH 86 1 SAFE 1 SAFE B CH 85 B CH 86 S CH 85 X CH 87 2-2 G3				C FF 91 C CU 80 B FF 91 X FS 83 1-2 P5	D CH 88 S CH 85 B SI 98 B CH 84 S SI 97 B SI 97 4-2 BB	3	0	0	0	1	0	1
Inning Stats	R: 0 E: 0 K: 2 S: 8 H: 0 LOB: 0 BB: 0 P: 13	R: 0 E: 0 K: 2 S: 9 H: 0 LOB: 0 BB: 0 P: 13	R: 0 E: 0 K: 0 S: 9 H: 0 LOB: 0 BB: 0 P: 13	R: 1 E: 0 K: 1 S: 9 H: 2 LOB: 1 BB: 0 P: 16	R: 0 E: 0 K: 1 S: 7 H: 0 LOB: 1 BB: 1 P: 15	R: 0 E: 0 K: 0 S: 9 H: 1 LOB: 1 BB: 0 P: 12	R: 0 E: 0 K: 0 S: 13 H: 0 LOB: 1 BB: 1 P: 23	R: 0 E: 0 K: 0 S: 6 H: 0 LOB: 0 BB: 0 P: 8	R: 3 E: 0 K: 2 S: 20 H: 1 LOB: 2 BB: 4 P: 40	1B: 2 2B: 2 3B: 0 HR: 0 SF: 0 SAC: 0 DP: 0 HBP: 0						

PITCHER		IP	WLS	BF	H	R	ER	SO	BB	IBB	HBP	BLK	WP	HR	S	P	ERA	WHIP
53 Alex Cobb, R ERA: 2.89	(1, 1)	6.1		24	3	1	1	6	2	0	0	0	0	0	56	92	1.42	0.789
57 Jake McGee, L ERA: 8.8	(7, 1)	0.2	H	2	0	0	0	0	0	0	0	0	1	0	8	13	0.00	0.000
62 Joel Peralta, R ERA: 1.96	(8, 1)	1.0	H	3	0	0	0	0	0	0	0	0	0	0	6	8	0.00	0.000
56 Fernando Rodney, R ERA: 5.28	(9, 1)	0.2	L	7	1	3	3	2	4	0	0	0	0	0	16	35	40.50	7.500
54 Alex Torres, L ERA:	(9, 1)	0.1		1	0	0	0	0	0	0	0	0	0	0	4	5	0.00	0.000

PITCHER	IP	WLS	BF	H	R	ER	SO	BB	IBB	HBP	BLK	WP	HR	S	P	ERA	WHIP

AB	31
R	4
H	4
RBI	4
BB	6
SO	8
LOB	14

WP: 1 PA: 37
PB: 0
SB: 0
CS: 0

BOTTOM

Boston Red Sox @ Tampa Bay Rays

Tropicana Field, St. Petersburg, FL

Thu May 16 2013, 7:13 PM - 10:55 PM EDT

Att. 16,055 - Dome - 72 F

Batter	1	2	3	4	5	6	7	8	9	AB	R	H	RBI	BB	SO	LOB
8 Desmond Jennings, R (1, 8) OBP: 0.309, SLG: 0.407	S FF 90 B SI 90 B CH 83 C CH 83 S FF 92 2-3 K ①	C CU 74 F CH 84 B FC 87 B CH 84 X CH 81 2-2 F9 ③			C CH 81 L CU 75 B FC 86 S SI 90 1-3 K ①	B FF 89 B SL 83 F FF 89 F CH 83 F SL 84 X FF 89 2-2 3 FC5 30 1B 1B 1-2 2-3 3-H		X SL 81 0-0 L9 ③		5	0	1	1	0	2	0
30 Luke Scott, L (1, 10) OBP: 0.426, SLG: 0.500 5 Sam Fuld, L (9, PR) OBP: 0.277, SLG: 0.224	C FF 92 T FF 87 X FF 92 0-2 3 F8 18 BB 1B		B CU 71 B B FF 90 C FF 89 B FF 90 4-1 11 F8 3 1B BB		C CU 72 X CH 81 0-1 G4-3 ②	F FF 93 F SL 85 X FF 95 0-2 3 FC5 1B 1-2 2-3 3-H			S FO 87 B FF 94 C FF 94 X FO 89 1-2 11 1B 1B	4 0	0 0	3 0	1 0	1 0	0 0	0 0
18 Ben Zobrist, S (1, 9) OBP: 0.343, SLG: 0.376	B FF 89 B FF 89 B SI 90 C SI 90 B SI 91 4-1 11 BB 1-2 BB		C SI 90 B CU 74 B CU 73 F CH 83 C FF 90 2-3 K ①		B FF 87 B FF 90 B SI 88 B FF 90 4-0 3 BB BB	S SL 84 C FF 95 S SL 84 0-3 K ②			B FF 93 F FF 93 X FF 93 1-1 L6 ①	3	0	0	0	2	2	5
3 Evan Longoria, R (1, 5) OBP: 0.395, SLG: 0.582	X SI 91 0-0 F8 ② 2-3		C SI 90 B SI 90 B FC 86 X CH 83 2-1 1-2 1B		B CU 73 B CH 81 B CU 73 B FF 89 4-0 1-2 BB	B FF 95 F SL 84 S SL 84 X SL 86 1-2 FC5 ③ 1-2 2-3f			C SL 81 C FF 95 S FF 94 0-3 K ②	4	0	1	0	1	1	6
11 Yunel Escobar, R (1, 6) OBP: 0.267, SLG: 0.331	D CU 74 F FF 90 B FC 86 1 SAFE F FF 91 F CU 75 D SI 92 F CH 84 F FF 91 4-2 B CU 74 1-2 BB		F SI 90 B FF 91 B FF 91 X FF 90 2-1 F8 ② 2-3		B CU 73 X FF 92 1-0 P4 ③		X SI 88 0-0 G5-3 ①		B FF 94 F FF 93 F FF 95 F FF 96 X SL 82 1-2 1B	4	0	1	0	1	0	4
21 James Loney, L (1, 3) OBP: 0.424, SLG: 0.542	C FC 87 B CU 75 B SI 91 F CH 85 C SI 91 2-3 K ③		C CU 73 B FF 90 X SI 92 1-1 F8 ③			B CU 71 B FF 90 B SI 89 B SI 90 4-0 20 FC5-6 1 BB	B CU 74 B CU 73 F FF 88 F SL 83 B CH 77 X FF 89 3-2 G4-3 ②		C FO 87 S FO 88 X FF 95 0-2 G6-3 ③	4	0	0	0	1	1	7
1 Sean Rodríguez, R (1, 7) OBP: 0.339, SLG: 0.396 20 Matt Joyce, L (6, PH) OBP: 0.310, SLG: 0.433 (7, 7)		C FF 91 C CU 74 C CU 74 0-3 K ①		C CU 71 B FF 90 C SI 88 B CU 74 F CU 73 F FF 90 B CU 73 S FF 91 3-3 K ①		B SL 86 X CH 84 1-0 FC5-6 19 PB 59 BB 8 1B 1B ① 1-2f	C FF 89 X SI 88 0-1 G6-3 ③		2 2	0 1	0 0	0 0	0 0	2 0	0 1
59 Jose Lobaton, S (1, 2) OBP: 0.292, SLG: 0.387 28 José Molina, R (9, 2) OBP: 0.247, SLG: 0.280		C SI 91 B SI 91 B FC 85 F SI 90 X FF 91 2-2 F9 ②		C CH 81 T SI 91 B CU 76 F CU 74 B FF 91 B FF 91 S SI 91 3-3 K ②		S CH 83 F SL 85 D SL 86 B SI 90 1 SAFE 1 SAFE B CH 84 1 SAFE B CH 82 4-2 8 1B 19 PB 30 1B 1B 1-2 BB		X FF 92 0-0 F9 ①	3 0	1 0	0 0	0 0	1 0	1 0	0 0
19 Ryan Roberts, R (1, 4) OBP: 0.311, SLG: 0.400		B FF 90 B FF 90 X FF 91 2-0 HR		B FF 91 C CH 82 C CU 73 X CU 76 1-2 G6-3 ③		B SL 83 C SL 84 B CH 82 B CH 84 F CH 83 B SL 84 4-2 30 1B 8 1B 1B 1-2 2-3 BB		F FF 92 B SL 83 C FO 86 B FF 94 C FO 87 2-3 K ②	3	1	1	1	1	1	0
Inning Stats	R: 0 E: 0 K: 2 S: 16 H: 1 LOB: 3 BB: 2 P: 28	R: 1 E: 0 K: 1 S: 10 H: 1 LOB: 0 BB: 0 P: 16	R: 0 E: 0 K: 1 S: 10 H: 1 LOB: 2 BB: 1 P: 21	R: 0 E: 0 K: 2 S: 12 H: 0 LOB: 0 BB: 0 P: 19	R: 0 E: 0 K: 1 S: 6 H: 0 LOB: 2 BB: 2 P: 16	R: 2 E: 0 K: 1 S: 18 H: 2 LOB: 3 BB: 3 P: 34	R: 0 E: 0 K: 0 S: 6 H: 0 LOB: 0 BB: 0 P: 9	R: 0 E: 0 K: 1 S: 5 H: 0 LOB: 0 BB: 0 P: 7	R: 0 E: 0 K: 1 S: 15 H: 2 LOB: 2 BB: 0 P: 18	1B: 6 2B: 0 3B: 0 HR: 1 SF: 0 SAC: 0 DP: 0 HBP: 0						

PITCHER		IP	WLS	BF	H	R	ER	SO	BB	IBB	HBP	BLK	WP	HR	S	P	ERA	WHIP
22 Felix Doubront, L ERA: 6.03	(1, 1)	5.0		24	3	2	2	7	6	0	0	0	0	1	54	104	3.60	1.800
59 Clayton Mortensen, R ERA: 3.98	(6, 1)	0.1		4	1	0	0	0	2	0	0	0	0	0	9	20	0.00	9.000
30 Andrew Miller, L ERA: 4.76	(6, 1)	0.2		3	1	1	1	1	0	0	0	0	0	0	9	10	13.50	1.500
32 Craig Breslow, L ERA: 1.8	(7, 1)	1.0		3	0	0	0	0	0	0	0	0	0	0	6	9	0.00	0.000
36 Junichi Tazawa, R ERA: 2.95	(8, 1)	2.0	W	8	2	0	0	2	0	0	0	0	0	0	20	25	0.00	1.000

PITCHER	IP	WLS	BF	H	R	ER	SO	BB	IBB	HBP	BLK	WP	HR	S	P	ERA	WHIP

livebaseballscorecards.com

AB	34
R	3
H	7
RBI	3
BB	8
SO	10
LOB	23

WP: 0 PA: 42
PB: 1
SB: 0
CS: 0

Tampa Bay Rays @ Baltimore Orioles

Oriole Park at Camden Yards, Baltimore, MD

Fri May 17 2013, 7:08 PM - 10:26 PM EDT

Att. 38,061 - Clear - 77 F

TOP

livebaseballscorecards.com

Batter	1	2	3	4	5	6	7	8	9	AB	R	H	RBI	BB	SO	LOB
8 Desmond Jennings, R (1, 8) OBP: 0.310, SLG: 0.404	G5-3	K		K	E8				L9	6	0	2	2	0	2	2
20 Matt Joyce, L (1, 9) OBP: 0.311, SLG: 0.422	18 2B 3 SF9 1B		F9	G4-3	20 PB 2-H 3-H 1B	G3			G4-3	5	1	1	0	1	0	2
18 Ben Zobrist, S (1, 4) OBP: 0.345, SLG: 0.384	3 SF9 1-3 2B	3 1B 21 SF7 1B	G5-3	K	K	F7				5	1	2	0	0	1	2
3 Evan Longoria, R (1, 5) OBP: 0.401, SLG: 0.590	SF9 2-3 3-H	30 BB 2 HR 1-3 1B			K	21 1B 30 SF8 2B	21 G4-6-3 BB			3	2	2	1	1	1	0
21 James Loney, L (1, 3) OBP: 0.423, SLG: 0.540	G4-3	SF7 3-H			30 BB 2 1B 1B	2 2B 11 1B 2-3 1B	G4-6-3 1-2f			4	2	2	1	0	0	2
30 Luke Scott, L (1, 10) OBP: 0.442, SLG: 0.500		11 1B 1B	2 HR 1-2 BB		2 1B 11 2B 1-2 BB	SF8 3-H		K		2	2	1	1	2	1	0
2 Kelly Johnson, L (1, 7) OBP: 0.353, SLG: 0.483 5 Sam Fuld, L (9, 7) OBP: 0.277, SLG: 0.224	P2	1-H 2-H HR			1-3 2-H 1B	11 1B 1-3 2B		G4-3		5 0	2 0	3 0	4 0	0 0	0 0	1 0
59 Jose Lobaton, S (1, 2) OBP: 0.300, SLG: 0.394	K	2B			11 2B 8 E BB	K		P4		4	1	1	0	1	2	3
11 Yunel Escobar, R (1, 6) OBP: 0.279, SLG: 0.349	1-2 1B	F8			8 E 1-3 3-H 2B	8 1B 2-H 3-H 1B			G6-3	5	1	3	3	0	0	1

	AB	R	H	RBI	BB	SO	LOB
	39	12	17	12	5	7	13

Inning Stats	1	2	3	4	5	6	7	8	9
	R: 1 E: 0 K: 0 S: 14	H: 2 LOB: 1 BB: 0 P: 21	R: 0 E: 0 K: 2 S: 13	H: 2 LOB: 2 BB: 0 P: 23	R: 4 E: 0 K: 0 S: 16	H: 4 LOB: 1 BB: 1 P: 29	R: 0 E: 0 K: 1 S: 8	H: 0 LOB: 0 BB: 0 P: 13	R: 4 E: 1 K: 2 S: 17	H: 4 LOB: 2 BB: 3 P: 39	R: 3 E: 0 K: 1 S: 21	H: 5 LOB: 2 BB: 0 P: 30	R: 0 E: 0 K: 0 S: 6	H: 0 LOB: 0 BB: 1 P: 12	R: 0 E: 0 K: 1 S: 8	H: 0 LOB: 0 BB: 0 P: 16	R: 0 E: 0 K: 0 S: 6	H: 0 LOB: 0 BB: 0 P: 10

	1B	SF	WP	PA
	11	3	0	47
	2B	SAC	PB	
	5	0	1	
	3B	DP	SB	
	0	1	0	
	HR	HBP	CS	
	1	0	0	

PITCHER		IP	WLS	BF	H	R	ER	SO	BB	IBB	HBP	BLK	WP	HR	S	P	ERA	WHIP
39 Jason Hammel, R ERA: 5.72	(1, 1)	4.2	L	25	10	7	7	4	2	0	0	0	0	1	58	99	13.50	2.571
68 Alex Burnett, R ERA: 20.25	(5, 1)	0.1		6	3	3	3	1	2	0	0	0	0	0	11	28	81.00	15.000
40 Troy Patton, L ERA: 3.79	(6, 1)	2.0		10	4	2	2	1	1	0	0	0	0	0	26	40	9.00	2.500
17 Brian Matusz, L ERA: 2.76	(8, 1)	1.0		3	0	0	0	1	0	0	0	0	0	0	8	16	0.00	0.000
47 Pedro Strop, R ERA: 4.5	(9, 1)	1.0		3	0	0	0	0	0	0	0	0	0	0	6	10	0.00	0.000

PITCHER	IP	WLS	BF	H	R	ER	SO	BB	IBB	HBP	BLK	WP	HR	S	P	ERA	WHIP

BOTTOM

Tampa Bay Rays @ Baltimore Orioles

Oriole Park at Camden Yards, Baltimore, MD

Fri May 17 2013, 7:08 PM - 10:26 PM EDT

Att. 38,061 - Clear - 77 F

Batter	1	2	3	4	5	6	7	8	9	AB	R	H	RBI	BB	SO	LOB
9 Nate McLouth, L (1, 10) OBP: 0.360, SLG: 0.424	C FF 88 B CH 78 X CH 78 1-1 13 2B 19 1B 1B	B FF 89 X FF 89 1-0 ③ F7			C CU 74 C FF 90 S SI 91 0-3 ① K			X FF 88 0-0 13 G6-3 3B B FF 90 X CU 77 X FF 86 2-0 F7		5	2	2	0	0	1	2
13 Manny Machado, R (1, 5) OBP: 0.374, SLG: 0.537	C FF 89 B SI 89 X CU 74 1-1 19 1B 1-3 2B		B FF 89 B SI 89 C SI 90 F CH 80 S CH 78 2-3 ① K		X CH 80 0-0 ② G6-3 3-H			T CH 79 B SI 90 X CH 79 1-1 ① G6-3 3-H F CU 77 X FS 82 0-1 ① P4		5	1	1	2	0	1	0
21 Nick Markakis, L (1, 9) OBP: 0.335, SLG: 0.382	X FF 91 0-0 ① P6		C FF 89 F FF 88 B FF 90 X CU 77 1-2 ② G5-3		X FF 89 0-0 ③ P2			F CU 75 F FF 90 X FF 90 0-2 10 FC5-4 1B C FF 89 S FS 82 F FF 90 X FS 81 0-2 ② P5		5	0	1	0	0	0	2
10 Adam Jones, R (1, 8) OBP: 0.348, SLG: 0.483	S FF 89 F FF 91 B FF 90 S CH 80 1-3 ② K2-3		B FF 90 F CH 78 S CU 78 S CU 79 1-3 ③ K			C CU 74 F FF 90 X CU 78 0-2 32 L4-3 1B		B FF 89 X CU 76 1-0 ② FC5-4 19 2B 1-2f 32 1B B CU 79 L FS 81 B FS 84 T FF 91 F FF 91 B FS 84 X FF 92 3-2 ③ F8		5	1	1	0	0	2	3
19 Chris Davis, L (1, 3) OBP: 0.410, SLG: 0.662	C FF 90 B SI 90 D CU 78 X CU 77 2-1 2-H 3-H 1B			B CH 79 S CH 79 B FF 90 S CH 79 X CH 80 3-2 ① F7		C SI 89 B CH 79 X FF 89 1-1 ① P5		B SI 90 X CH 80 1-0 1-3 32 1B 2B		4	1	2	2	0	0	1
32 Matt Wieters, S (1, 2) OBP: 0.307, SLG: 0.422	C FF 88 B FF 89 X CH 80 1-1 ③ G6-3			X CU 73 0-0 ② G3		B FF 89 C FF 89 F FF 89 B FF 90 B FF 90 F FF 90 F FF 90 X CH 79 3-2 ②③ L4-3 1-1		X CU 76 0-0 2 1B 36 HR 2-H 3-H 1B		4	1	1	2	0	0	2
2 J.J. Hardy, R (1, 6) OBP: 0.271, SLG: 0.420		B FF 88 B CH 78 X FF 89 2-0 HR		C CU 74 B CH 78 B CH 77 F CH 79 F CU 77 B FF 90 B FF 90 4-2 BB			B FF 88 T FF 90 B CU 76 X FF 90 2-1 ① F8	C SL 86 X FF 93 0-1 36 HR 1-2 1B		3	2	2	1	1	0	0
36 Chris Dickerson, L (1, 7) OBP: 0.346, SLG: 0.520		X FF 88 0-0 ① F7		D CU 74 B CH 79 C FF 90 X FF 90 2-1 ③ G4-3			X SI 89 0-0 ② L4	B SL 86 C SL 82 X CH 88 1-1 1-H 2-H HR		4	1	1	3	0	0	1
54 Yamaico Navarro, R (1, 4) OBP: 0.500, SLG: 1.000		C FF 88 B CH 80 F CH 79 F FF 89 F CU 77 X CH 78 1-2 ② F7			C FF 89 B CU 76 X FF 89 1-1 13 G6-3 3B			B SI 90 X SI 90 1-0 ③ F8	C SL 82 B SL 84 C SL 88 F SL 82 F SL 87 B FF 95 B SL 86 X FF 90 3-2 1B	4	1	2	0	0	0	0
Inning Stats	R: 2 E: 0 K: 1 S: 12 H: 3 LOB: 1 BB: 0 P: 18	R: 1 E: 0 K: 0 S: 8 H: 1 LOB: 0 BB: 0 P: 12	R: 0 E: 0 K: 2 S: 9 H: 0 LOB: 0 BB: 0 P: 13	R: 0 E: 0 K: 0 S: 9 H: 0 LOB: 1 BB: 1 P: 18	R: 1 E: 0 K: 1 S: 7 H: 1 LOB: 0 BB: 0 P: 8	R: 0 E: 0 K: 0 S: 10 H: 1 LOB: 0 BB: 0 P: 14	R: 0 E: 0 K: 0 S: 4 H: 0 LOB: 0 BB: 0 P: 7	R: 6 E: 0 K: 0 S: 19 H: 7 LOB: 1 BB: 0 P: 28	R: 0 E: 0 K: 0 S: 10 H: 0 LOB: 0 BB: 0 P: 13	1B: 7 2B: 3 3B: 2 HR: 2 SF: 0 SAC: 0 DP: 1 HBP: 0						

livebaseballscorecards.com

AB	39
R	10
H	13
RBI	10
BB	1
SO	4
LOB	11

WP: 0 PB: 0 SB: 0 CS: 0 PA: 40

PITCHER		IP	WLS	BF	H	R	ER	SO	BB	IBB	HBP	BLK	WP	HR	S	P	ERA	WHIP
58 Jeremy Hellickson, R ERA: 5.82	(1, 1)	7.2	W	33	10	8	8	4	1	0	0	0	0	1	68	102	9.39	1.435
43 Kyle Farnsworth, R ERA: 8.38	(8, 1)	0.0		3	3	2	2	0	0	0	0	0	0	1	9	13	∞	∞
62 Joel Peralta, R ERA: 1.83	(8, 1)	1.1	S	4	0	0	0	0	0	0	0	0	0	0	11	16	0.00	0.000

PITCHER	IP	WLS	BF	H	R	ER	SO	BB	IBB	HBP	BLK	WP	HR	S	P	ERA	WHIP

Batter	1	2	3	4	5	6	7	8	9	AB	R	H	RBI	BB	SO	LOB
8 Desmond Jennings, R (1, 8) OBP: 0.306, SLG: 0.397	X FF 89 0-0 ① P6		C CH 84 F SI 90 T FF 90 0-2 ② K		B FF 89 B FF 88 X FF 88 2-0 ② P6		C FC 90 B FC 90 B FF 95 F FF 94 F FF 96 F FC 89 F CU 79 X FC 91 2-2 ② L6		B CU 82 B SI 93 C SI 94 C SI 94 X SI 94 2-2 20 2B 18 2B 1-2 2-3 1B	5	1	1	0	0	1	2
20 Matt Joyce, L (1, 9) OBP: 0.323, SLG: 0.474	C FF 87 B FF 88 F CH 82 X FF 90 1-2 ② G4-3		B CH 83 B CH 84 X CH 83 2-0 2-H HR		C FF 88 F FF 89 F FF 90 X FF 90 0-2 3 WP 2-H 2B		X CH 87 0-0 ③ G3-1		D CH 90 C SI 95 D CH 90 F FF 94 D CU 81 F CU 81 X SI 95 3-2 18 2B 1-3 2-H 3-H 2B	5	2	3	5	0	0	0
18 Ben Zobrist, S (1, 4) OBP: 0.352, SLG: 0.400	B FF 88 C FF 88 C FF 89 F CH 83 S CH 82 1-3 ③ K		C CH 82 B FF 88 X FF 88 1-1 2B		F FF 89 B FF 90 B FF 88 D CH 83 B SL 76 4-1 3 WP BB			F CH 86 B FF 93 X FF 94 1-1 ① F8	B SL 80 C SL 78 B SL 79 X FF 86 2-1 3 2B 30 BB 2-H 3-H 2B	4	1	2	2	1	1	0
3 Evan Longoria, R (1, 5) OBP: 0.396, SLG: 0.584		C FF 88 C CH 82 C SI 90 0-3 ① K	B SL 78 S CH 84 X FF 90 1-1 ③ F8		B CH 82 S CH 83 F CH 82 X FF 90 1-2 ③ G5-3 1-2 2-3			C FF 95 C FF 95 B FC 92 F FF 95 B CU 82 B FF 96 X FC 92 3-2 ② G6-3	B FF 86 C SL 79 B SI 85 X SL 78 2-1 30 BB 2 G1-2-3 2-3 2B	5	0	1	0	0	1	3
21 James Loney, L (1, 3) OBP: 0.415, SLG: 0.523		F FF 89 F FF 89 B CH 83 B CH 82 S CH 82 2-3 ② K		X FF 87 0-0 ① F8		X FF 95 0-0 ① F8		B SL 84 X SL 86 1-0 ③ G4-3	B FF 86 B SL 79 B SL 78 I IN 69 4-0 30 BB IBB	4	0	0	0	1	1	0
30 Luke Scott, L (1, 10) OBP: 0.439, SLG: 0.465		C FF 88 C FF 88 S FF 90 0-3 ③ K		B FF 88 B FF 89 C FF 88 X CH 83 2-1 ② F7		C CU 77 B FF 95 B CH 86 B FC 91 S FF 94 F FC 91 B FF 94 4-2 2 G2-3 BB			G4-3 BB	3	0	0	1	2	1	0
2 Kelly Johnson, L (1, 7) OBP: 0.348, SLG: 0.496 5 Sam Fuld, L (9, 7) OBP: 0.277, SLG: 0.224			C FF 88 B CH 82 B FF 87 F CH 82 X CH 82 2-2 ① G4-3	C CH 82 B FF 88 F CH 82 X CH 81 1-2 ③ L8		L FF 96 B FC 91 F FF 94 X CH 88 1-2 ② G2-3 1-2			HR G1-2-3	5 0	1 0	1 0	1 0	0 0	0 0	4 0
28 José Molina, R (1, 2) OBP: 0.265, SLG: 0.325 59 Jose Lobaton, S (5, PR) OBP: 0.306, SLG: 0.388 (5, 2)			B FF 89 F FF 89 C FF 90 F CH 84 B FF 89 F CH 83 X FF 90 2-2 11 2B 2B		X FF 88 0-0 20 2B 2B	F FF 96 X FC 92 0-1 ③ F9			C SI 94 B CH 89 B SI 93 B CU 80 C SI 95 B CH 90 4-2 8 1B 11 BB 20 2B BB	2 1	1 2	2 0	0 0	0 1	0 0	0 1
11 Yunel Escobar, R (1, 6) OBP: 0.286, SLG: 0.357			D SL 78 X CH 83 1-0 20 HR 2-H 2B		D CH 81 X FF 87 1-0 ① G6-3		C CU 78 F FF 94 B FC 91 S FC 91 1-3 ① K		B SI 95 F SI 93 B SI 95 B CU 82 D SI 94 4-1 8 1B 20 2B 1-2 BB	3	2	1	1	1	1	1
Inning Stats	R: 0 E: 0 K: 1 S: 8 H: 0 LOB: 0 BB: 0 P: 10	R: 0 E: 0 K: 3 S: 9 H: 0 LOB: 0 BB: 0 P: 11	R: 3 E: 0 K: 1 S: 17 H: 4 LOB: 0 BB: 0 P: 26	R: 0 E: 0 K: 0 S: 6 H: 0 LOB: 0 BB: 0 P: 9	R: 1 E: 0 K: 0 S: 11 H: 2 LOB: 2 BB: 1 P: 19	R: 0 E: 0 K: 0 S: 9 H: 0 LOB: 1 BB: 1 P: 14	R: 0 E: 0 K: 1 S: 10 H: 0 LOB: 0 BB: 0 P: 13	R: 0 E: 0 K: 0 S: 7 H: 0 LOB: 0 BB: 0 P: 12	R: 6 E: 0 K: 0 S: 20 H: 5 LOB: 2 BB: 4 P: 49	1B: 1 2B: 8 3B: 0 HR: 2 SF: 0 SAC: 0 DP: 1 HBP: 0						

TOP

Tampa Bay Rays @ Baltimore Orioles

Oriole Park at Camden Yards, Baltimore, MD

Sat May 18 2013, 4:06 PM - 7:42 PM EDT

Att. 34,685 - Cloudy - 60 F

livebaseballscorecards.com

AB	37
R	10
H	11
RBI	10
BB	6
SO	6
LOB	11

WP: 1 PA: 43
PB: 0
SB: 0
CS: 0

PITCHER		IP	WLS	BF	H	R	ER	SO	BB	IBB	HBP	BLK	WP	HR	S	P	ERA	WHIP
48 Jair Jurrjens, R ERA: 7.2	(1, 1)	5.0		22	6	4	4	5	1	0	0	0	1	1	51	75	7.20	1.400
29 Tommy Hunter, R ERA: 1.54	(6, 1)	2.2	H	9	0	0	0	1	1	0	0	0	0	0	25	37	0.00	0.375
17 Brian Matusz, L ERA: 2.7	(8, 1)	0.1	H	1	0	0	0	0	0	0	0	0	0	0	1	2	0.00	0.000
43 Jim Johnson, R ERA: 3.98	(9, 1)	0.1	L	6	3	5	5	0	2	0	0	0	0	1	15	32	135.00	15.000
56 Darren O'Day, R ERA: 1.83	(9, 1)	0.2		5	2	1	1	0	1	1	0	0	0	0	5	17	13.50	4.500

PITCHER		IP	WLS	BF	H	R	ER	SO	BB	IBB	HBP	BLK	WP	HR	S	P	ERA	WHIP

Batter	1	2	3	4	5	6	7	8	9	AB	R	H	RBI	BB	SO	LOB
9 Nate McLouth, L (1, 7) OBP: 0.368, SLG: 0.426	C FF 90 B FF 92 B SI 92 X SI 92 2-1 21 2B 13 G6-3 1B C SL 84 C CH 83 C SI 93 0-3 ③ K			B FF 90 C FF 89 B CU 66 B FF 89 C FF 89 F FF 90 X FF 90 3-2 21 1B 21 S 10 FC6-4 1B	C FF 90 F SI 89 B SI 92 F CH 81 F FF 90 B FC 85 B CH 82 F CH 83 B CH 83 4-2 13 S BB			X CH 82 0-0 ① G3		4	2	2	0	1	1	3
13 Manny Machado, R (1, 5) OBP: 0.365, SLG: 0.522	B SI 90 B SI 89 C SI 91 1 SAFE 1 SAFE 1 SAFE L CH 82 X CH 84 2-2 ① G6-3 1-2	B SL 83 X SI 92 1-0 ① G6-3		B CH 84 F CH 84 B FF 91 F FF 90 F FF 90 F CH 85 T SL 85 2-2 ① K	D CH 80 B CH 81 C SI 90 X CH 82 2-1 ③ F9 1-2			C CH 83 X SI 90 0-1 ② G4-3		5	0	0	0	0	1	3
21 Nick Markakis, L (1, 9) OBP: 0.342, SLG: 0.394	B FF 91 X SI 91 1-0 10 HR 2-H 2B	C SL 84 B SL 83 X SI 92 1-1 10 CS 1B		C FF 91 C CU 69 B FF 90 X FF 90 1-2 10 FC6-4 1-3 1B		C FF 91 C SI 90 B FF 92 B CH 83 X CH 82 2-2 ① G1-3		B CH 84 S FC 84 S CH 83 B SI 89 S SI 91 2-3 ③ K		5	1	3	1	0	1	0
10 Adam Jones, R (1, 8) OBP: 0.355, SLG: 0.500	C FF 92 F SI 92 X CH 84 0-2 2-H HR	B SI 92 S CH 85 F SL 85 B SI 92 X SI 92 2-2 ②③ G3 1-2		X SL 86 0-0 ② FC6-4 32 BB 19 1B 1-2f 3-H		B CH 82 C CH 81 B FF 89 S SI 89 B SI 90 F CH 82 B FF 89 4-2 BB			C FF 94 B SL 82 F SL 83 B FS 80 X FS 80 2-2 19 G4-3 1B	4	1	2	3	1	0	2
19 Chris Davis, L (1, 3) OBP: 0.415, SLG: 0.678	B SI 93 F CH 86 B CH 86 F SI 92 X SI 92 2-2 HR		C SI 90 F SL 83 H SL 84 1-2 2 2B HBP	B CU 68 B SL 83 C CH 82 X SI 89 2-1 32 BB 1-2 1B		1 SAFE 1 SAFE X FF 89 0-0 ② F9			C FF 95 D FS 78 S FF 96 X FS 81 1-2 ① G4-3 1-2	4	2	2	1	0	0	2
32 Matt Wieters, S (1, 2) OBP: 0.304, SLG: 0.410	F CH 86 X CH 85 0-1 ② G1-3		C SI 89 B CH 84 B CH 84 F FF 89 B FF 90 F FF 90 F FF 91 F CH 83 S FF 91 3-3 ① K	B SL 84 F CH 84 B SL 85 B FF 90 B FF 91 4-1 1-2 2-3 BB		B CH 80 C SI 88 F FF 90 1 SAFE S FF 91 1-3 ③ K			B SL 82 C FF 95 F SL 83 D FS 80 B FF 96 F FF 95 F FF 94 X FF 95 3-2 ② L7	4	0	0	0	1	2	3
2 J.J. Hardy, R (1, 6) OBP: 0.275, SLG: 0.426	C SI 92 X SI 91 0-1 54 1B 36 1B 1B		C FF 90 X FF 90 0-1 1-H 2B	B SL 84 X CH 84 1-0 ③ P6		C CH 80 X CH 81 0-1 ① G2-3			B FF 95 B FF 94 C FF 93 F FF 93 B FS 81 S FF 94 3-3 ③ K	5	0	2	1	0	1	4
36 Chris Dickerson, L (1, 10) OBP: 0.333, SLG: 0.483	D CH 85 C SL 81 S CH 85 F CH 86 X SI 92 1-2 54 1B 1-2 1B		C CU 68 X FF 90 0-1 ② L4		S FF 91 C FF 89 S CH 83 0-3 ① K	B CH 80 X FF 89 1-0 ② F7				4	0	1	0	0	1	1
54 Yamaico Navarro, R (1, 4) OBP: 0.375, SLG: 0.625 Ryan Flaherty, L (8, 4) OBP: 0.228, SLG: 0.233	C SI 92 S SI 91 F SI 92 F CH 83 X SL 85 0-2 1-2 2-3 1B		C CH 84 B FF 90 D CH 83 X CH 84 2-1 ③ F8		B CH 82 X CH 82 1-0 ② G5-3	B FF 89 X CH 82 1-0 ③ F8				4 0	0 0	1 0	0 0	0 0	0 0	1 0
Inning Stats	R: 4 E: 0 K: 1 S: 28 H: 7 LOB: 3 BB: 0 P: 36	R: 0 E: 0 K: 0 S: 6 H: 1 LOB: 0 BB: 0 P: 10	R: 1 E: 0 K: 1 S: 14 H: 1 LOB: 1 BB: 0 P: 20	R: 1 E: 0 K: 1 S: 17 H: 3 LOB: 3 BB: 1 P: 30	R: 0 E: 0 K: 1 S: 11 H: 0 LOB: 1 BB: 1 P: 18	R: 0 E: 0 K: 1 S: 10 H: 0 LOB: 1 BB: 1 P: 17	R: 0 E: 0 K: 0 S: 4 H: 0 LOB: 0 BB: 0 P: 6	R: 0 E: 0 K: 1 S: 6 H: 0 LOB: 0 BB: 0 P: 8	R: 0 E: 0 K: 1 S: 14 H: 1 LOB: 1 BB: 0 P: 23	1B: 9 2B: 2 3B: 0 HR: 2 SF: 0 SAC: 0 DP: 0 HBP: 1						

PITCHER		IP	WLS	BF	H	R	ER	SO	BB	IBB	HBP	BLK	WP	HR	S	P	ERA	WHIP
40 Roberto Hernandez, R ERA: 5.24	(1, 1)	2.0		14	8	5	5	1	0	0	1	0	0	2	36	49	22.50	4.000
27 Cesár Ramos, L ERA: 3.06	(3, 1)	2.0		11	4	1	1	2	1	0	0	0	0	0	29	47	4.50	2.500
54 Alex Torres, L ERA:	(5, 1)	4.0	W	14	0	0	0	3	2	0	0	0	0	0	31	49	0.00	0.500
52 Josh Lueke, R ERA:	(9, 1)	1.0		4	1	0	0	1	0	0	0	0	0	0	14	23	0.00	1.000

PITCHER	IP	WLS	BF	H	R	ER	SO	BB	IBB	HBP	BLK	WP	HR	S	P	ERA	WHIP

BOTTOM

Tampa Bay Rays @ Baltimore Orioles

Oriole Park at Camden Yards, Baltimore, MD

Sat May 18 2013, 4:06 PM - 7:42 PM EDT

Att. 34,685 - Cloudy - 60 F

livebaseballscorecards.com

AB	39
R	6
H	13
RBI	6
BB	3
SO	7
LOB	19

Batter	1	2	3	4	5	6	7	8	9	AB	R	H	RBI	BB	SO	LOB
8 Desmond Jennings, R (1, 8) OBP: 0.303, SLG: 0.398	C FF 90 B FF 91 F FF 91 B FC 92 F FF 93 B SL 88 X FF 92 3-2 F7 ①		C FF 92 F FC 92 B SL 88 B SL 87 1 SAFE F FF 93 D KC 79 X FF 92 3-2 1-H 2B			C KC 75 X FF 92 0-1 G6-3 ①	C SI 87 B CH 81 B SI 88 S SI 88 F SI 88 X SI 88 2-2 G1-3 ③		X SI 96 0-0 1-2f FC6-4 ③	5	0	1	1	0	0	5
20 Matt Joyce, L (1, 9) OBP: 0.321, SLG: 0.492	C FF 91 F KC 77 F FF 92 F FF 93 B SL 87 B FF 93 X FF 93 2-2 P5 ②		D KC 79 X FF 92 1-0 G3-1 ③			F FF 92 B KC 78 F FF 91 B SL 88 B KC 77 F FF 94 X FF 94 3-2 HR		L SI 87 S SI 87 S SI 87 0-3 K ①		4	1	1	1	0	1	1
18 Ben Zobrist, S (1, 4) OBP: 0.350, SLG: 0.396	C FF 91 B SL 88 C FF 92 B KC 79 X FF 92 2-2 G4-3 ③			B KC 73 F FC 90 X CH 83 1-1 3 G4-3 1B		X FC 90 0-0 L4 ②		S SI 87 F SI 88 B SL 79 B CH 82 X SI 88 2-2 G4-3 ②		4	0	1	0	0	0	0
3 Evan Longoria, R (1, 5) OBP: 0.392, SLG: 0.576		B FC 90 C FC 90 S SL 86 B FF 90 S SL 87 2-3 K ①		B SL 87 B FF 92 F FC 92 1 SAFE 1 SAFE B FF 92 F SL 87 X FF 92 3-2 1-2f G4-3 ①②		C KC 75 C KC 76 B SL 86 F FF 94 F FF 92 X KC 79 1-2 1B		X CH 82 0-0 G6-3 ③		4	0	1	0	0	1	1
21 James Loney, L (1, 3) OBP: 0.411, SLG: 0.515		C CH 83 B KC 77 C FF 91 F FF 92 B SL 86 F FF 93 X FC 92 2-2 G4-3 ②		B KC 77 X CH 85 1-0 G3 ③		F SL 88 F SL 86 F FF 93 B KC 78 B FC 93 1 SAFE F SL 88 X CH 83 2-2 G5-3 ③			B SI 87 B SL 78 X SI 88 2-0 11 BB 5 PB 1B	4	0	1	0	0	0	1
30 Luke Scott, L (1, 10) OBP: 0.426, SLG: 0.511		C FF 92 F FC 93 X FF 92 0-2 F8 ③			C FC 90 B SL 84 X FC 92 1-1 HR		B SI 87 S SI 87 C SL 79 C SL 78 1-3 K ①		B SI 87 B SL 88 S SI 87 S SI 88 F SI 89 B SI 88 F SI 87 X SI 88 3-2 F9 ①	4	1	1	1	0	1	1
2 Kelly Johnson, L (1, 7) OBP: 0.348, SLG: 0.492 5 Sam Fuld, L (7, 7) OBP: 0.288, SLG: 0.224			F FC 90 X FF 90 0-1 F7 ①		C KC 77 B KC 79 X SL 87 1-1 G1-3 ①		B SL 80 X SL 78 1-0 11 F8 59 E 1B		C SL 78 B SI 87 C SL 79 B SI 88 D SI 87 D SL 79 4-2 1-2 11 BB BB	3 0	0 0	1 0	0 1	0 0	0 0	0 0
59 Jose Lobaton, S (1, 2) OBP: 0.289, SLG: 0.366			C FF 91 S KC 77 F KC 78 B FF 91 B FF 90 C FF 93 2-3 K ②		F FF 92 B SL 86 B KC 78 B FF 92 C FF 92 C FF 93 3-3 K ②		F SI 87 1 SAFE 1 SAFE B CH 81 B SI 86 X SI 85 2-1 1-2 FC4		B SI 95 F SI 95 C SI 95 B SL 82 S SI 96 2-3 K ②	4	0	0	0	0	3	3
11 Yunel Escobar, R (1, 6) OBP: 0.292, SLG: 0.351			B FF 93 B SL 86 B FF 92 B FC 92 4-0 8 2B BB		C FC 94 B KC 76 C KC 78 B SL 88 F SL 88 F FF 95 F FF 95 B FF 95 F SL 88 3-3 C FF 86 K ③		X SI 88 0-0 1-2 2-3 F8 ②		C SL 81 B SL 81 B SI 95 D SL 82 C SI 95 B SI 94 4-2 1-2 2-3 8 FC6-4 BB	2	1	0	0	2	1	2
Inning Stats	R: 0 E: 0 K: 0 S: 12 H: 0 LOB: 0 BB: 0 P: 19	R: 0 E: 0 K: 1 S: 11 H: 0 LOB: 0 BB: 0 P: 15	R: 1 E: 0 K: 1 S: 11 H: 1 LOB: 1 BB: 1 P: 21	R: 0 E: 0 K: 0 S: 6 H: 1 LOB: 0 BB: 0 P: 11	R: 1 E: 0 K: 2 S: 14 H: 1 LOB: 0 BB: 0 P: 22	R: 1 E: 0 K: 0 S: 17 H: 2 LOB: 1 BB: 0 P: 23	R: 0 E: 1 K: 1 S: 11 H: 1 LOB: 2 BB: 0 P: 17	R: 0 E: 0 K: 1 S: 7 H: 0 LOB: 0 BB: 0 P: 9	R: 0 E: 0 K: 1 S: 14 H: 1 LOB: 3 BB: 2 P: 29	1B: 4 2B: 1 3B: 0 HR: 2 SF: 0 SAC: 0 DP: 1 HBP: 0						

PITCHER		IP	WLS	BF	H	R	ER	SO	BB	IBB	HBP	BLK	WP	HR	S	P	ERA	WHIP
30 Chris Tillman, R ERA: 3.52	(1, 1)	6.0	L	23	5	3	3	4	1	0	0	0	0	2	71	111	4.50	1.000
66 T.J. McFarland, L ERA: 2.61	(7, 1)	2.1		11	2	0	0	2	1	0	0	0	0	0	26	43	0.00	1.286
47 Pedro Strop, R ERA: 4.32	(9, 1)	0.2		3	0	0	0	1	1	0	0	0	0	0	6	12	0.00	1.500

PITCHER	IP	WLS	BF	H	R	ER	SO	BB	IBB	HBP	BLK	WP	HR	S	P	ERA	WHIP

TOP

Tampa Bay Rays @ Baltimore Orioles

Oriole Park at Camden Yards, Baltimore, MD

Sun May 19 2013, 1:39 PM - 4:49 PM EDT

Att. 37,704 - Overcast - 66 F

livebaseballscorecards.com

AB	34
R	3
H	7
RBI	3
BB	3
SO	7
LOB	14

Tampa Bay Rays @ Baltimore Orioles

Oriole Park at Camden Yards, Baltimore, MD

Sun May 19 2013, 1:39 PM - 4:49 PM EDT

Att. 37,704 - Overcast - 66 F

livebaseballscorecards.com

BOTTOM

Batter	1	2	3	4	5	6	7	8	9	AB	R	H	RBI	BB	SO	LOB
21 Nick Markakis, L (1, 9) OBP: 0.340, SLG: 0.391	C FF 91 B SI 92 F FF 92 F SI 93 X CH 83 1-2 ① G1-3		C KC 79 B FF 93 X CH 85 1-1 ③ G4-3			C SI 91 S KC 80 B SI 92 X SI 92 1-2 13 FC1-6 1B		C CU 78 X FS 83 0-1 ① G3-1		4	0	1	0	0	0	1
13 Manny Machado, R (1, 5) OBP: 0.362, SLG: 0.527	B FF 92 B FF 90 S FF 92 T FF 92 B FF 92 X SI 92 3-2 ② F8			C KC 78 B CH 87 B FF 92 B SI 94 X FF 92 3-1 10 1B 3B		X FF 91 0-0 ① FC1-6 10 1B 1-2f		B FF 91 C CU 79 C FF 92 T FS 81 1-2 ② K		4	1	1	0	0	1	1
10 Adam Jones, R (1, 8) OBP: 0.358, SLG: 0.500	B FF 92 X CH 85 1-0 ③ P4			B SI 94 B KC 81 F CH 87 X KC 80 2-1 28 S 1B 3-H		B FF 93 1 SAFE F FF 91 B CH 84 X KC 80 2-1 28 FC6-4 1B 1-2		F FS 83 B FS 83 B FS 83 X FF 92 2-1 ③ G4-3		4	0	2	1	0	0	0
19 Chris Davis, L (1, 3) OBP: 0.406, SLG: 0.660		C FF 91 X SI 93 0-1 ① G3-1		C SI 90 1 SAFE F FF 93 B FF 92 S FF 94 1-3 ① K		S FF 92 X FF 92 0-1 ② L9			S CH 82 X FF 96 0-1 ① F8	4	0	0	0	0	1	3
28 Steve Pearce, R (1, 7) OBP: 0.321, SLG: 0.391 9 Nate McLouth, L (9, PH) OBP: 0.365, SLG: 0.423		B SI 91 B CH 84 X FF 92 2-0 ② F7		1 SAFE B KC 79 F CH 84 B CH 80 S CH 85 F SI 92 X KC 79 2-2 ② F7 1-3		2 SAFE C KC 80 X CH 85 0-1 ③ FC6-4 1-2f			B SI 95 X SI 93 1-0 ② G6-3	3 1	0 0	0 0	0 0	0 0	0 0	3 0
2 J.J. Hardy, R (1, 6) OBP: 0.269, SLG: 0.416		C SI 91 X KC 80 0-1 ③ L9		D CH 84 C FF 92 S FF 93 D KC 80 B CH 85 X CH 84 3-2 ③ F8			B FF 91 C SI 93 B SI 92 X FF 92 2-1 ① F8		C SI 97 B CH 84 F CH 84 B FF 97 B FF 96 X CH 84 3-2 ③ G6-3	4	0	0	0	0	0	1
35 Danny Valencia, R (1, 10) OBP: 0.333, SLG: 0.667			C FF 93 B CH 84 B CH 85 X SI 93 2-1 54 SH1-3 2B		C FF 92 C FF 93 B KC 82 B KC 80 F CH 87 X KC 80 2-2 ① G5-3		C KC 80 B SI 93 B CH 86 B FF 93 X SI 93 3-1 ② F8			3	0	1	0	0	0	0
54 Yamaico Navarro, R (1, 4) OBP: 0.400, SLG: 0.556			B SI 92 X FF 91 1-0 ① SH1-3 2-3		B CH 86 S FF 94 F SI 93 F FF 94 S KC 80 1-3 ② K		B KC 80 C KC 81 B FF 92 B SI 93 B SI 92 4-1 BB			1	0	0	0	1	1	0
48 Chris Snyder, R (1, 2) OBP: 0.250, SLG: 0.100			C FF 93 B KC 81 X CH 86 1-1 ② G6-3		B FF 92 B SI 93 S FF 93 B FF 94 X FF 92 3-1 ③ P5		1 SAFE C KC 80 S CH 82 F FF 92 F CH 85 D CH 83 S SI 93 1-3 ③ K			3	0	0	0	0	1	2

Inning Stats	1	2	3	4	5	6	7	8	9
	R: 0 E: 0 K: 0 S: 8	H: 0 LOB: 0 BB: 0 P: 13	R: 0 E: 0 K: 0 S: 5	H: 0 LOB: 0 BB: 0 P: 7	R: 0 E: 0 K: 0 S: 7	H: 1 LOB: 1 BB: 0 P: 12	R: 1 E: 0 K: 1 S: 14	H: 2 LOB: 1 BB: 0 P: 25	R: 0 E: 0 K: 1 S: 10	H: 0 LOB: 0 BB: 0 P: 16
	R: 0 E: 0 K: 0 S: 10	H: 2 LOB: 2 BB: 0 P: 13	R: 0 E: 0 K: 1 S: 10	H: 0 LOB: 1 BB: 1 P: 20	R: 0 E: 0 K: 1 S: 7	H: 0 LOB: 0 BB: 0 P: 10	R: 0 E: 0 K: 0 S: 6	H: 0 LOB: 0 BB: 0 P: 10		

	AB	31
	R	1
	H	5
	RBI	1
	BB	1
	SO	4
	LOB	11

| | | |

Batter	1	2	3	4	5	6	7	8	9	AB	R	H	RBI	BB	SO	LOB
8 Desmond Jennings, R (1, 8) OBP: 0.301, SLG: 0.392	B KN 72 C KN 71 S KN 75 B KN 78 S KN 76 2-3 K ①		C KN 70 X KN 75 0-1 F8 ②		B KN 73 B KN 71 C KN 72 S KN 73 X KN 78 2-2 F8 ①		S KN 74 X KN 79 0-1 G5-3 ③		X FF 90 0-0 20 BB 1B	5	0	1	0	0	1	0
20 Matt Joyce, L (1, 9) OBP: 0.331, SLG: 0.483	X KN 75 0-0 G3-1 ②		B KN 72 B KN 74 C KN 70 B KN 72 B KN 72 4-1 18 1B 3 2B BB		B KN 75 B KN 73 B KN 70 C FF 80 S KN 73 T KN 74 3-2 K ②			B KN 71 B KN 70 F KN 78 B KN 73 B FF 79 4-1 BB	B CU 74 B FC 89 B FF 89 B FF 88 4-0 1-2 BB	2	1	0	0	3	1	0
18 Ben Zobrist, S (1, 4) OBP: 0.346, SLG: 0.390	S KN 72 F KN 76 X EP 64 0-2 F7 ③		B KN 74 F KN 73 1 SAFE B KN 75 S KN 73 B KN 75 1 SAFE X KN 74 3-2 3 2B 1-2 1B		B KN 77 C KN 76 C KN 77 C KN 78 1-3 K ③			M KN 71 S KN 77 X KN 78 0-2 F8 ①	C CU 74 F FF 89 S CU 74 0-3 K ③	5	1	1	0	0	2	3
3 Evan Longoria, R (1, 5) OBP: 0.395, SLG: 0.580		B KN 70 B KN 74 F KN 70 S KN 73 B KN 76 F KN 73 X KN 74 3-2 21 G6-3 21 PB 5 FC4-6 1B	X KN 76 0-0 1-H 2-H 2B			C KN 75 C KN 76 B KN 78 B KN 78 X KN 78 2-2 G6-3 ①		B KN 75 B FF 80 C KN 72 S KN 75 F KN 78 F KN 77 B KN 78 F KN 75 1 SAFE 3-3 S KN 75 K ②		4	1	2	2	0	1	1
21 James Loney, L (1, 3) OBP: 0.407, SLG: 0.504		B KN 74 C KN 72 B KN 75 C KN 74 F KN 76 X KN 75 2-2 G6-3 ① 1-3	C KN 75 F KN 75 X KN 78 0-2 L4 ③			B KN 74 B KN 70 C KN 71 B KN 74 B KN 72 4-1 30 PB BB		X KN 74 0-0 G1-3 ③		3	0	0	0	1	0	3
30 Luke Scott, L (1, 10) OBP: 0.431, SLG: 0.500		B KN 74 B KN 75 B KN 74 B KN 72 4-0 5 FC4-6 BB		B KN 75 C KN 71 X KN 75 1-1 G4-3 ①		B KN 75 C KN 73 B KN 75 B KN 77 S KN 73 S KN 74 3-3 K ② 1-2			F FF 88 X FC 87 0-1 2 G4-3 5 G1-3 11 HR 1B	3	1	1	0	1	1	1
5 Sam Fuld, L (1, 7) OBP: 0.271, SLG: 0.210		C KN 74 F KN 77 F KN 77 X KN 77 0-2 FC4-6 ② 1-2f 3-H		B KN 70 C KN 70 B KN 75 X KN 72 2-1 F7 ②		X KN 75 0-0 G4-3 ③			C FC 88 B FF 89 B FF 89 C FC 88 X CU 74 2-2 G1-3 ① 1-2	4	0	0	1	0	0	3
59 Jose Lobaton, S (1, 2) OBP: 0.291, SLG: 0.378 2 Kelly Johnson, L (9, PH) OBP: 0.345, SLG: 0.488		1 SAFE 1 SAFE C KN 71 X KN 75 0-1 G5-3 ③		B KN 72 X FF 82 1-0 2B			T KN 76 X KN 77 0-1 G6-3 ①		B FC 88 B FC 88 F FF 89 F FC 88 X FC 88 2-2 G4-3 ② 2-3	3 1	0 0	1 0	0 0	0 0	0 0	1 1
11 Yunel Escobar, R (1, 6) OBP: 0.291, SLG: 0.370			X KN 71 0-0 G5-3 ①	B KN 75 X KN 75 1-0 G5-3 ③			B KN 74 B KN 76 B KN 70 C FF 82 X FF 81 3-1 G5-3 ②		B FC 89 F FF 91 B FF 90 B FF 90 C FC 89 X FC 88 3-2 3-H HR	4	1	1	2	0	0	1
Inning Stats	R: 0 E: 0 K: 1 S: 7 H: 0 LOB: 0 BB: 0 P: 9	R: 1 E: 0 K: 0 S: 14 H: 1 LOB: 1 BB: 1 P: 23	R: 2 E: 0 K: 0 S: 11 H: 2 LOB: 1 BB: 1 P: 18	R: 0 E: 0 K: 0 S: 6 H: 1 LOB: 1 BB: 0 P: 11	R: 0 E: 0 K: 2 S: 9 H: 0 LOB: 0 BB: 0 P: 15	R: 0 E: 0 K: 1 S: 8 H: 0 LOB: 1 BB: 1 P: 17	R: 0 E: 0 K: 0 S: 6 H: 0 LOB: 0 BB: 0 P: 9	R: 0 E: 0 K: 1 S: 11 H: 0 LOB: 1 BB: 1 P: 18	R: 2 E: 0 K: 1 S: 15 H: 3 LOB: 2 BB: 1 P: 26	1B: 4 2B: 2 3B: 0 HR: 1 SF: 0 SAC: 0 DP: 0 HBP: 0						

PITCHER	IP	WLS	BF	H	R	ER	SO	BB	IBB	HBP	BLK	WP	HR	S	P	ERA	WHIP
43 R.A. Dickey, R (1, 1) ERA: 4.5	8.0	W	32	4	3	2	5	4	0	0	0	0	0	72	120	2.25	1.000
44 Casey Janssen, R (9, 1) ERA: 1.93	1.0		7	3	2	2	1	1	0	0	0	0	1	15	26	18.00	4.000

PITCHER	IP	WLS	BF	H	R	ER	SO	BB	IBB	HBP	BLK	WP	HR	S	P	ERA	WHIP

TOP

Tampa Bay Rays @ Toronto Blue Jays

Rogers Centre, Toronto, ON

Mon May 20 2013, 1:09 PM - 3:54 PM EDT

Att. 29,885 - Sunny - 67 F

livebaseballscorecards.com

AB	34
R	5
H	7
RBI	5
BB	5
SO	6
LOB	14

BOTTOM

Tampa Bay Rays @ Toronto Blue Jays

Rogers Centre, Toronto, ON

Mon May 20 2013, 1:09 PM - 3:54 PM EDT

Att. 29,885 - Sunny - 67 F

livebaseballscorecards.com

Batter	1	2	3	4	5	6	7	8	9	AB	R	H	RBI	BB	SO	LOB
53 Melky Cabrera, S (1, 7) OBP: 0.323, SLG: 0.384	B FF 93 F FF 92 B FF 93 F FF 91 X SL 87 2-2 10 1B 26 SF7 1B	S CU 71 F CH 86 B SI 93 X SL 84 1-2 2-H 2B			B SL 82 F SI 89 B CU 70 C FF 89 B CH 84 S FF 91 3-3 ① K		D FF 95 X FF 94 1-0 ② L7	C CU 77 B FC 88 B FC 89 X SI 90 2-1 ③ F7		4	1	2	1	0	1	2
8 Anthony Gose, L (8, 7)										1	0	0	0	0	0	1
19 José Bautista, R (1, 9) OBP: 0.366, SLG: 0.511	B FF 92 F SL 85 S SL 86 D SL 87 S CU 72 2-3 ① K	X SL 84 0-0 ③ G5-3			C SL 84 B FF 91 F SL 84 F CU 72 F SL 84 F CH 86 S CU 72 1-3 ② K		C SL 83 B FS 81 B SL 82 B FF 95 B SL 81 4-1 1-2 2-3 10 2B BB			3	1	0	0	1	2	2
10 Edwin Encarnación, R (1, 3) OBP: 0.335, SLG: 0.503	C FF 92 X SL 84 0-1 26 E 1-3 13 3B 1B	B CH 85 B SL 84 C FF 90 C CH 85 B CH 82 X SL 86 3-2 ① G5-3			B FF 93 X CH 85 1-0 ③ L7		C SL 83 X FS 80 0-1 1-H 2-H 3-H 2B			4	1	2	3	0	0	0
26 Adam Lind, L (1, 10) OBP: 0.396, SLG: 0.465	C FF 93 B CH 86 B CH 87 F FF 93 D CU 74 F FF 92 1 SAFE F SI 93 F FF 93 3-2 ② F FF 87 F FF 93 F SL 93 X FF 93 SF7 1-3 3-H	C SL 83 B FF 91 B FF 92 C FF 92 C SL 86 2-3 ② K			B FF 96 C FF 96 S FF 96 S SL 86 1-3 ① K		I IN 72 I IN 73 I IN 76 I IN 74 4-0 IBB			2	0	0	1	1	2	0
13 Brett Lawrie, R (1, 5) OBP: 0.256, SLG: 0.360	S FF 93 F FF 93 F SL 86 X FF 94 0-2 3-H 3B	B SL 84 F CH 85 F CH 83 T CU 73 1-2 ③ K			F FF 96 F FF 98 S FF 98 0-3 ② K		X FF 95 0-0 ③ F8			4	0	1	1	0	2	2
28 Colby Rasmus, L (1, 8) OBP: 0.298, SLG: 0.401	X SI 92 0-0 ③ F7			C SL 82 B FF 89 B CH 85 X FF 90 2-1 ① P3	C FF 99 B SI 98 B FF 98 X SI 97 2-1 ③ G3-1			B SL 88 X SI 92 1-0 ① G3-1		4	0	0	0	0	0	1
1 Emilio Bonifácio, S (1, 4) OBP: 0.234, SLG: 0.324		X FF 90 0-0 ① P5		C CH 83 F SL 80 B FF 91 B CU 72 B SL 81 X FF 90 3-2 ② L8			B FF 96 B FF 95 C FF 95 C FF 97 F FF 97 B FF 96 B FF 96 4-2 19 BB 22 SH1-4 10 2B BB	C FF 94 S SI 93 F FF 95 X FF 95 0-2 22 BB 1B		3	1	1	0	1	0	0
22 Henry Blanco, R (1, 2) OBP: 0.242, SLG: 0.233		C FF 90 B CH 84 B SL 83 X FF 91 2-1 53 2B 2B		B FF 91 B SL 81 B FF 91 C FF 90 B FF 90 4-1 BB			X FF 94 0-0 ① SH1-4 1-2	1 SAFE B FF 95 B FF 95 B FF 94 C FF 94 F SI 90 B FF 93 4-2 ② 1-2 66 3B BB		1	2	1	0	2	0	0
66 Munenori Kawasaki, L (1, 6) OBP: 0.344, SLG: 0.301		C SL 84 B CH 86 F FF 92 D CU 74 B SL 85 T CH 84 3-2 ② K		B SI 90 X SI 90 1-0 ③ G1-3			C FF 94 B SL 81 S FF 95 B FS 82 F FF 96 D FS 81 B FF 96 4-2 19 BB 10 2B BB	X SI 94 0-0 1-H 3B		3	1	1	1	1	1	2
Inning Stats	R: 2 E: 1 K: 1 S: 22 H: 3 LOB: 1 BB: 0 P: 29	R: 1 E: 0 K: 1 S: 10 H: 2 LOB: 1 BB: 0 P: 16	R: 0 E: 0 K: 2 S: 9 H: 0 LOB: 0 BB: 0 P: 15	R: 0 E: 0 K: 0 S: 7 H: 0 LOB: 1 BB: 1 P: 17	R: 0 E: 0 K: 2 S: 10 H: 0 LOB: 0 BB: 0 P: 15	R: 0 E: 0 K: 2 S: 8 H: 0 LOB: 0 BB: 0 P: 11	R: 3 E: 0 K: 0 S: 12 H: 1 LOB: 2 BB: 4 P: 29	R: 1 E: 0 K: 0 S: 10 H: 2 LOB: 1 BB: 1 P: 17		1B: 3 2B: 3 3B: 2 HR: 0 SF: 1 SAC: 1 DP: 0 HBP: 0				WP: 0 PB: 0 SB: 0 CS: 0 PA: 37		

	AB	29
	R	7
	H	8
	RBI	7
	BB	6
	SO	8
	LOB	10

PITCHER		IP	WLS	BF	H	R	ER	SO	BB	IBB	HBP	BLK	WP	HR	S	P	ERA	WHIP
23 Jake Odorizzi, R ERA: 5.4	(1, 1)	5.0		21	5	3	3	6	1	0	0	0	0	0	58	92	5.40	1.200
57 Jake McGee, L ERA: 8.27	(6, 1)	1.0		3	0	0	0	2	0	0	0	0	0	0	8	11	0.00	0.000
52 Josh Lueke, R ERA: 6.23	(7, 1)	0.2	L	7	1	3	3	0	3	1	0	0	0	0	11	28	40.50	6.000
43 Kyle Farnsworth, R ERA: 8.44	(7, 1)	1.0		5	2	1	1	0	1	0	0	0	0	0	9	14	9.00	3.000
35 Jamey Wright, R ERA: 4.15	(8, 1)	0.1		1	0	0	0	0	0	0	0	0	0	0	2	4	0.00	0.000

PITCHER	IP	WLS	BF	H	R	ER	SO	BB	IBB	HBP	BLK	WP	HR	S	P	ERA	WHIP

Batter	1	2	3	4	5	6	7	8	9	AB	R	H	RBI	BB	SO	LOB
8 Desmond Jennings, R (1, 8) OBP: 0.299, SLG: 0.406	B SL 81 C SL 82 S SI 90 B CH 85 X SL 82 2-2 ① F7		X SI 89 0-0 HR	B SL 78 F CH 80 B SI 94 B CH 80 C SI 92 F CH 81 F CH 82 S SI 92 3-3 ③ K			B SL 89 B FF 94 C SL 88 F SI 94 X SI 94 2-2 ②③ G6-4-3 1-2f			4	1	1	1	0	1	1
20 Matt Joyce, L (1, 9) OBP: 0.338, SLG: 0.488 19 Ryan Roberts, R (7, 4) OBP: 0.308, SLG: 0.396	S SL 82 S SL 81 B SI 90 F FF 90 F SL 80 B SL 84 X CH 82 2-2 18 G4-6-3 1B		F SI 89 S SL 83 B SL 82 X SL 83 1-2 18 FC5-4 1B		C SL 86 X FF 95 0-1 ① G6-3			X FF 95 0-0 ① L8		3 1	0 0	2 0	0 0	0 0	0 0	0 0
18 Ben Zobrist, S (1, 4) (7, 9) OBP: 0.344, SLG: 0.387	C SI 89 X SI 89 0-1 ②③ G4-6-3 1-2f		F SI 88 1 SAFE C SI 88 X SI 88 0-2 ① FC5-4 3 1B 21 FC3-2 1-2f		B SL 90 B FF 95 C SL 88 X SL 87 2-1 3 G6-4-3 1B			X FF 95 0-0 ② F8		4	0	1	0	0	0	2
3 Evan Longoria, R (1, 5) OBP: 0.397, SLG: 0.584		B SI 88 B SI 89 B SL 78 C FF 88 X SL 80 3-1 21 G3-1 30 G5-3 2B	1 SAFE 1 SAFE C SL 81 S SL 82 1 SAFE B SL 82 B SL 83 X SL 81 2-2 21 FC3-2 30 1B 1-3 1B		C FF 94 B FF 95 B FF 95 X FF 95 2-1 ②③ G6-4-3 1-2f		C FF 94 S FF 95 C FF 96 0-3 ③ K		4	2	2	0	0	1	1
21 James Loney, L (1, 3) OBP: 0.409, SLG: 0.504		F FF 89 F SI 90 B SL 82 F SL 83 X SL 83 1-2 ① G3-1 2-3	B SL 74 F SI 91 F SI 92 X SI 92 1-2 ② FC3-2 30 1B 1-2 3-H		C FF 94 F FF 96 B FF 94 X FF 94 1-2 2 G6-4-3 1B				C FC 88 F SI 93 B CU 82 F FF 92 B CU 82 X SI 89 2-2 5 SH1-3 1B	4	0	2	0	0	0	3
30 Luke Scott, L (1, 10) OBP: 0.420, SLG: 0.481		D SL 82 C SL 83 X SL 83 1-1 ② G5-3 3-H	C SI 91 X SI 91 0-1 1-2 2-H 1B			C FF 96 C SI 94 S SI 94 0-3 ① K			B FC 88 F CU 83 X FC 88 1-1 ① F8	4	0	1	2	0	1	2
2 Kelly Johnson, L (1, 7) OBP: 0.345, SLG: 0.508 5 Sam Fuld, L (8, 7) OBP: 0.271, SLG: 0.210		B SI 89 B CH 84 F SL 82 X SL 81 2-1 HR	C SI 92 F SI 92 B SL 81 S SL 78 1-3 ③ K			S SI 94 F FF 95 F SI 93 X SI 94 0-2 ②③ G6-4-3 1-2f		B SI 92 C SI 89 X CU 83 1-1 ② SH1-3 1-2	B SI 92 C SI 89 X CU 83 1-1 ② SH1-3 1-2	3 0	1 0	1 0	1 0	0 0	1 0	3 0
59 Jose Lobaton, S (1, 2) OBP: 0.301, SLG: 0.368		B CH 84 B SI 89 F SI 90 C CH 83 B SI 90 B CH 83 4-2 BB		B SI 91 C SI 91 C CH 81 X SL 78 1-2 ① G5-3			F SL 87 B SI 93 B SI 93 B SL 88 B FF 94 4-1 11 FC4-6 BB		B CU 82 C CU 82 B CH 85 F FF 93 X FF 94 2-2 ③ L9	2	0	0	0	2	0	1
11 Yunel Escobar, R (1, 6) OBP: 0.285, SLG: 0.362		C SL 82 S SL 82 F SI 89 S SL 82 0-3 ③ K		S CH 81 B SI 93 B SI 92 B CH 81 X SI 92 3-1 ② G4-3			D SL 90 X SI 94 1-0 ① FC4-6 8 G6-4-3 1-2f			3	0	0	0	0	1	2
Inning Stats	R: 0 E: 0 K: 0 S: 10 H: 1 LOB: 0 BB: 0 P: 14	R: 2 E: 0 K: 1 S: 16 H: 2 LOB: 1 BB: 1 P: 27	R: 2 E: 0 K: 1 S: 18 H: 4 LOB: 2 BB: 0 P: 23	R: 0 E: 0 K: 1 S: 10 H: 0 LOB: 0 BB: 0 P: 17	R: 0 E: 0 K: 0 S: 6 H: 1 LOB: 0 BB: 0 P: 10	R: 0 E: 0 K: 1 S: 10 H: 1 LOB: 0 BB: 0 P: 11	R: 0 E: 0 K: 0 S: 5 H: 0 LOB: 0 BB: 1 P: 12	R: 0 E: 0 K: 1 S: 5 H: 0 LOB: 0 BB: 0 P: 5	R: 0 E: 0 K: 0 S: 11 H: 1 LOB: 1 BB: 0 P: 17	1B: 7 2B: 1 3B: 0 HR: 2 SF: 0 SAC: 1 DP: 4 HBP: 0						

PITCHER		IP	WLS	BF	H	R	ER	SO	BB	IBB	HBP	BLK	WP	HR	S	P	ERA	WHIP
34 Ramon Ortiz, R ERA: 4.08	(1, 1)	2.1	L	13	6	4	4	1	1	0	0	0	0	2	36	54	15.43	3.000
62 Aaron Loup, L ERA: 2.66	(3, 1)	1.2		6	1	0	0	2	0	0	0	0	0	0	18	27	0.00	0.600
32 Esmil Rogers, R ERA: 5.16	(5, 1)	3.0		9	2	0	0	1	1	0	0	0	0	0	21	33	0.00	1.000
50 Steve Delabar, R ERA: 1.88	(8, 1)	1.0		3	0	0	0	1	0	0	0	0	0	0	5	5	0.00	0.000
27 Brett Cecil, L ERA: 2.35	(9, 1)	1.0		4	1	0	0	0	0	0	0	0	0	0	11	17	0.00	1.000

PITCHER	IP	WLS	BF	H	R	ER	SO	BB	IBB	HBP	BLK	WP	HR	S	P	ERA	WHIP

TOP

Tampa Bay Rays @ Toronto Blue Jays

Rogers Centre, Toronto, ON

Tue May 21 2013, 7:08 PM - 10:22 PM EDT

Att. 15,802 - Roof Closed - 68 F

livebaseballscorecards.com

AB	32
R	4
H	10
RBI	4
BB	2
SO	5
LOB	15

WP: 0 PA: 35
PB: 0
SB: 0
CS: 0

Tampa Bay Rays @ Toronto Blue Jays

Rogers Centre, Toronto, ON

Tue May 21 2013, 7:08 PM - 10:22 PM EDT

Att. 15,802 - Roof Closed - 68 F

livebaseballscorecards.com

Batter	1	2	3	4	5	6	7	8	9	AB	R	H	RBI	BB	SO	LOB
53 Melky Cabrera, S (1, 7) OBP: 0.320, SLG: 0.376	C SI 90 B SI 91 F SI 90 F CH 87 F CH 87 X SI 92 1-2 G4-3 ①			C KC 79 B KC 82 X CH 88 1-1 G4-3 ①		B SI 92 F SI 92 B SI 92 C CH 87 F CH 88 F FF 93 X CH 88 2-2 G6-3 ②		B FS 81 F FS 84 D FS 84 F FF 93 B FF 92 F FF 92 B FF 91 4-2 26 E, 19 1B, 1-2 BB	C CH 85 F CH 86 C CH 86 0-3 K ③	4	0	0	0	1	1	1
19 José Bautista, R (1, 9) OBP: 0.376, SLG: 0.515	F SI 92 B CH 87 X KC 79 1-1 G6-3 ②			C KC 82 B CH 88 B CH 88 C SI 92 B KC 84 B CH 88 4-2 BB		B CU 83 B CH 88 X CH 88 2-0 10 BB, 1B		B FF 92 C CU 80 B FF 93 F FS 82 F FF 92 X FF 93 2-2 26 E, 1-2 2-H 1B		3	0	2	1	1	0	0
10 Edwin Encarnación, R (1, 3) OBP: 0.339, SLG: 0.500	B FF 91 C FF 92 F CH 87 B CH 87 B CH 87 F CH 87 X CH 87 3-2 1B ③			X SI 92 0-0 L7 ②		B FF 91 B CH 87 F CH 87 F CH 87 B SI 91 B CH 87 4-2 1-2 BB		C FF 93 B FS 84 F FF 93 F FF 93 F FS 84 S FS 84 1-3 K ①		3	0	1	0	1	1	3
26 Adam Lind, L (1, 10) OBP: 0.382, SLG: 0.444		B KC 79 C SI 91 X CH 88 1-1 F8 ①		C SI 91 C CH 86 1 SAFE F SI 92 X CH 88 0-2 G3-1 ③		B SI 91 S CH 87 F CH 86 F KC 82 X CH 86 1-2 G6-3 ③		X FS 84 0-0 FC4 9 G4-6-3, 1-2 2-3		4	0	0	0	0	0	5
9 J.P. Arencibia, R (1, 2) OBP: 0.239, SLG: 0.462		C SI 92 F SI 92 B SI 93 B CH 86 S SI 92 2-3 K ②			B KC 80 B SI 91 X SI 92 2-0 G5-3 ①		B SI 91 B SI 90 F SI 91 B SI 92 S SI 92 F SI 92 S CH 86 3-3 K ①	X SI 98 0-0 G4-6-3 ②③, 1-2f		4	0	0	0	0	2	3
13 Brett Lawrie, R (1, 5) OBP: 0.248, SLG: 0.347		B KC 79 B SI 91 F SI 91 F CH 86 F CH 86 F FF 92 F CH 87 F SI 93 X KC 81 2-2 G4-3 ③			B SI 91 S SI 93 X CH 88 1-1 F8 ②		B KC 80 B KC 80 X SI 92 2-0 E5		B SI 96 S SI 96 B CH 84 S CH 85 F FF 99 F CH 86 F SI 99 S CH 85 2-3 K ①	4	0	0	0	0	1	0
28 Colby Rasmus, L (1, 8) OBP: 0.303, SLG: 0.433			C SI 90 C KC 80 F SI 92 X CH 88 0-2 G3-1 ①	F KC 80 B SI 92 F SI 91 F KC 83 X SI 92 1-2 HR			C FF 95 C FF 97 B SI 97 B SI 98 X FF 96 2-2 P5 ②		F SI 99 X SI 101 0-1 3 G4-3, 66 WP 2B	4	2	2	1	0	0	1
1 Emilio Bonifácio, S (1, 4) OBP: 0.230, SLG: 0.318 16 Mark DeRosa, R (7, PH) (8, 4) OBP: 0.297, SLG: 0.455 3 Maicer Izturis, S (9, PH) OBP: 0.240, SLG: 0.328			C SI 92 B SI 89 X CH 88 1-1 G6-3 ②	L CH 87 C SI 92 X CH 86 0-2 G4-3 ③			B SI 97 F SI 98 C SI 97 B FF 97 D FF 97 F FF 98 S SI 98 3-3 K ③		B SI 98 C CH 87 F CH 85 X CH 85 1-2 G4-3 ② 2-3	2 1 1	0 0 0	0 0 0	0 0 0	0 1 0	0 1 0	0 1 1
66 Munenori Kawasaki, L (1, 6) OBP: 0.351, SLG: 0.303			C SI 92 C SI 92 B SI 92 X CH 87 1-2 G1-3 ③			B KC 80 B SI 91 C SI 91 X SI 91 2-1 G6-3 ①		B FF 93 C FF 92 F FF 92 X FS 85 1-2 53 BB, 19 1B, 1B	B SI 98 B CH 85 B SI 98 B SI 97 4-0 BB 3-H	3	1	1	0	1	0	0

Inning Stats	1	2	3	4	5	6	7	8	9
	R: 0 E: 0 K: 0 S: 11	H: 1 LOB: 1 BB: 0 P: 16	R: 0 E: 0 K: 1 S: 12	H: 0 LOB: 0 BB: 0 P: 17	R: 0 E: 0 K: 0 S: 9	H: 0 LOB: 0 BB: 0 P: 11	R: 0 E: 0 K: 0 S: 9	H: 0 LOB: 1 BB: 1 P: 14	R: 1 E: 0 K: 0 S: 10	H: 1 LOB: 0 BB: 0 P: 14	R: 0 E: 0 K: 0 S: 14	H: 1 LOB: 2 BB: 1 P: 25	R: 0 E: 1 K: 2 S: 12	H: 0 LOB: 1 BB: 0 P: 22	R: 1 E: 1 K: 1 S: 17	H: 2 LOB: 2 BB: 1 P: 25	R: 1 E: 0 K: 2 S: 14	H: 1 LOB: 1 BB: 1 P: 21

	AB	33
	R	3
	H	6
	RBI	2
	BB	4
	SO	6
	LOB	15

	1B: 4	SF: 0	WP: 1	PA: 37
	2B: 1	SAC: 0	PB: 0	
	3B: 0	DP: 1	SB: 0	
	HR: 1	HBP: 0	CS: 0	

PITCHER	IP	WLS	BF	H	R	ER	SO	BB	IBB	HBP	BLK	WP	HR	S	P	ERA	WHIP
53 Alex Cobb, R (1, 1) ERA: 2.73	6.1	W	24	3	1	1	2	2	0	0	0	0	1	70	107	1.42	0.789
57 Jake McGee, L (7, 1) ERA: 7.94	0.2	H	2	0	0	0	1	0	0	0	0	0	0	7	12	0.00	0.000
62 Joel Peralta, R (8, 1) ERA: 2.14	0.1	H	5	2	1	1	1	1	0	0	0	0	0	16	24	27.00	9.000
56 Fernando Rodney, R (8, 1) ERA: 5.0	1.2	S	6	1	1	1	2	1	0	0	0	1	0	15	22	5.40	1.200

PITCHER	IP	WLS	BF	H	R	ER	SO	BB	IBB	HBP	BLK	WP	HR	S	P	ERA	WHIP

TOP

Tampa Bay Rays @ Toronto Blue Jays

Rogers Centre, Toronto, ON

Wed May 22 2013, 4:38 PM - 7:45 PM EDT

Att. 18,771 - Roof Closed - 68 F

livebaseballscorecards.com

Batter	1	2	3	4	5	6	7	8	9	10	AB	R	H	RBI	BB	SO	LOB
8 Desmond Jennings, R (1, 8) OBP: 0.297, SLG: 0.397	S SI 85 B SI 85 X SI 83 1-1 ① G5-3		B SI 85 B SI 85 B SI 86 C FF 86 C FC 82 F FC 82 B SI 87 4-2 19 E, 18 1B, 1-2 BB		B FC 77 X SI 84 1-0 ② G1-3			X SL 87 0-0 ② G5-3		C SI 90 X SI 91 0-1 ③ G6-3	4	1	0	0	1	0	0
19 Ryan Roberts, R (1, 5) OBP: 0.306, SLG: 0.390 (9, 4)	C FF 86 C CU 74 B CH 80 B CU 72 F CH 79 X FF 87 2-2 ② G5-3		C FC 79 F FC 83 X CU 76 0-2 E4 (3 BB, 18 1B), 1-3, 2-H 1B		C CH 80 B FC 79 F FC 81 B CH 80 X CU 72 2-2 ③ G5-3			B FF 96 X FF 95 1-0 ③ F8			4	0	1	0	0	0	0
18 Ben Zobrist, S (1, 4) OBP: 0.342, SLG: 0.383 (9, 9)	B FC 78 B SI 85 C FF 86 S SI 81 X FF 87 2-2 ③ L9		X CH 81 0-0 3 BB, 1-2, 3-H 1B			B SI 83 C CH 78 F CH 78 X CU 71 1-2 ① G1-3			B FF 89 B FF 89 B FF 89 C FF 90 X FF 90 3-1 ① G4-3		4	0	1	1	0	0	0
3 Evan Longoria, R (1, 10) OBP: 0.399, SLG: 0.585 (9, 5)		B SI 83 B FF 81 B SI 85 C FF 84 F FC 80 F CU 75 F FC 82 C CU 74 3-3 ① K	B FC 83 C SI 85 B SI 85 D CU 74 B FC 82 4-1 1-2, 2-3 BB			B FC 77 B FF 85 C FC 79 C SI 86 C FF 86 2-3 ② K			C FC 76 C FF 91 X CU 76 0-2 21 1B, 2B		3	1	1	0	1	2	0
21 James Loney, L (1, 3) OBP: 0.405, SLG: 0.497		C FF 86 S CH 81 B CH 81 C FF 88 1-3 ② K	B FF 87 B FC 83 C FF 87 C FF 86 X FF 88 2-2 ③ F7			F FC 77 F FF 86 B FF 85 S CH 79 1-3 ③ K			C FC 89 F FC 89 F FC 89 B FF 91 B FF 91 F FC 90 F FC 89 X FF 90 2-2 2-H 1B		4	0	1	1	0	2	3
1 Sean Rodríguez, R (1, 9) OBP: 0.339, SLG: 0.411 30 Luke Scott, L (9, PH) OBP: 0.414, SLG: 0.473 5 Sam Fuld, L (9, 7) OBP: 0.271, SLG: 0.210		B FC 82 F FC 81 B CH 80 F FC 82 B CU 73 F FF 82 S SI 81 3-3 ③ K		B SI 83 C SI 84 X FC 82 1-1 2 G4-3, 2B			B SI 83 C CH 79 B CU 71 X SI 84 2-1 ① F8		C FF 90 F FF 90 D CU 76 B FF 91 D CU 74 X FF 89 3-2 ② F8		3 1 0	0 0 0	1 0 0	0 0 0	0 0 0	1 0 0	0 1 0
2 Kelly Johnson, L (1, 7) OBP: 0.336, SLG: 0.492 56 Fernando Rodney, R (9, 1) 62 Joel Peralta, R (9, 1) 27 Cesár Ramos, L (10, 1) 43 Kyle Farnsworth, R (10, 1)			C CH 79 B FF 85 S CU 74 S CH 81 1-3 ① K S FF 86 B FF 85 2 SAFE B FF 85 X CH 80 2-1 ① ② G4-3, 2-3				B CU 72 B FF 85 X FC 80 2-0 ② F8		C CU 74 D CU 75 C FF 91 B SI 90 F CU 76 C FC 90 2-3 ③ K		4 0 0 0 0	0 0 0 0 0	0 0 0 0 0	0 0 0 0 0	2 0 0 0 0	2 0 0 0 0	2 0 0 0 0
28 José Molina, R (1, 2) OBP: 0.276, SLG: 0.333			S SI 85 F CH 80 B FF 83 X FC 82 1-2 19 1B, 8 BB, 19 E, 1B	C FF 85 B SI 85 B CU 74 F FF 85 X FF 87 2-2 ③ G3-1			X SI 83 0-0 ③ G5-3			B SI 88 S SI 89 C SI 91 B SI 92 F SI 91 B SI 92 X SI 91 3-2 11 G4-6-3, 1B	4	1	2	0	0	0	0
11 Yunel Escobar, R (1, 6) OBP: 0.277, SLG: 0.352			B CH 80 B FC 83 C SI 85 X SI 82 2-1 ② F7		B SI 84 F FF 84 X FF 86 1-1 ① F9			F FF 96 B FF 97 S SL 88 X SL 86 1-2 ① F8		X SI 91 0-0 ① ② G4-6-3, 1-2f	4	0	0	0	0	0	2

Inning Stats																						
	R: 0	H: 0	R: 0	H: 0	R: 2	H: 3	R: 0	H: 1	R: 0	H: 0	R: 0	H: 0	R: 0	H: 0	R: 0	H: 2	R: 0	H: 1	1B: 5	SF: 0	WP: 0	PA: 37
	E: 0	LOB: 0	E: 0	LOB: 0	E: 1	LOB: 3	E: 0	LOB: 0	E: 0	LOB: 0	E: 0	LOB: 0	E: 0	LOB: 0	E: 0	LOB: 1	E: 0	LOB: 0	2B: 2	SAC: 0	PB: 0	
	K: 0	BB: 0	K: 3	BB: 0	K: 1	BB: 2	K: 0	BB: 0	K: 0	BB: 0	K: 2	BB: 0	K: 0	BB: 0	K: 0	BB: 0	K: 1	BB: 0	3B: 0	DP: 1	SB: 0	
	S: 9	P: 14	S: 12	P: 19	S: 19	P: 33	S: 7	P: 12	S: 6	P: 10	S: 9	P: 13	S: 4	P: 8	S: 5	P: 7	S: 18	P: 28	HR: 0	HBP: 0	CS: 0	

PITCHER		IP	WLS	BF	H	R	ER	SO	BB	IBB	HBP	BLK	WP	HR	S	P	ERA	WHIP
56 Mark Buehrle, L ERA: 5.9	(1, 1)	7.0		26	4	2	2	6	2	0	0	0	0	0	66	109	2.57	0.857
50 Steve Delabar, R ERA: 1.8	(8, 1)	1.0		3	0	0	0	0	0	0	0	0	0	0	5	7	0.00	0.000
44 Casey Janssen, R ERA: 2.4	(9, 1)	1.0		5	2	1	1	1	0	0	0	0	0	0	18	28	9.00	2.000
62 Aaron Loup, L ERA: 2.55	(10, 1)	1.0	W	3	1	0	0	0	0	0	0	0	0	0	7	10	0.00	1.000

PITCHER	IP	WLS	BF	H	R	ER	SO	BB	IBB	HBP	BLK	WP	HR	S	P	ERA	WHIP

AB	35
R	3
H	7
RBI	2
BB	2
SO	7
LOB	8

Batter	1	2	3	4	5	6	7	8	9	10	AB	R	H	RBI	BB	SO	LOB
8 Anthony Gose, L (1, 7) OBP: 0.200, SLG: 0.400	X FF 90 0-0 19 1B 2B		B CH 79 S CH 80 S CH 80 B CH 80 F CH 80 X SI 91 2-2 ③ F9			C SI 90 T CU 77 B CU 76 X CH 80 1-2 ① G3-1		F FF 91 B SI 92 F CH 81 B SI 92 X CH 81 2-2 ③ L8		B FF 93 F FF 92 B FF 93 B FF 92 B CH 84 4-1 19 1B BB	4	1	1	0	0	0	0
16 Mark DeRosa, R (10, PH) OBP: 0.308, SLG: 0.455											0	0	0	0	1	0	0
19 José Bautista, R (1, 9) OBP: 0.394, SLG: 0.572	L CH 81 F FF 90 X CU 80 0-2 10 F7-4 2-H 1B			X CH 81 0-0 HR		B SI 91 B SI 91 C FF 92 B CU 80 C CU 78 B FF 92 4-2 26 S BB			C SI 97 B SI 99 S SI 97 B CH 86 B SI 99 X SI 98 3-2 HR	C SL 88 F SI 94 X FF 96 0-2 1-2 3-H 1B	4	2	4	4	1	0	0
10 Edwin Encarnación, R (1, 10) OBP: 0.332, SLG: 0.488	B SI 91 X CH 82 1-0 ①② F7-4 1-2			B FF 92 F SI 91 C SI 92 B SI 93 X CH 83 2-2 ① P3		X SI 92 0-0 ② F8			B SI 96 S CH 85 X SI 98 1-1 ① G6-3		4	0	0	0	0	0	2
26 Adam Lind, L (1, 3) OBP: 0.377, SLG: 0.430	C FF 91 C CU 78 F CU 80 X FF 91 0-2 ③ F9			C CU 74 B CU 79 B CH 80 B CU 75 F SI 91 F CU 76 C SI 92 3-3 ② K		1 SAFE C SI 91 B SI 91 B CH 80 B CU 80 X SI 91 3-1 ③ P4 1-2			B SI 97 B CH 85 B CH 86 C SI 97 B SI 97 4-1 BB		3	0	0	0	1	1	1
9 J.P. Arencibia, R (1, 2) OBP: 0.239, SLG: 0.456		B SI 91 C FF 91 X CH 82 1-1 ① G5-3		B FF 90 B FF 91 C CH 82 T CH 82 F FF 92 X CU 80 2-2 1B			X CH 80 0-0 ① F8		B FF 91 B CU 80 C CU 80 S FF 91 S FF 91 2-3 ② K		4	0	1	0	0	1	1
13 Brett Lawrie, R (1, 5) OBP: 0.241, SLG: 0.336		S CH 80 B FF 91 B CU 78 X CH 81 2-1 ② P2		S SI 91 F FF 91 B CH 81 X FF 91 1-2 ③ P4			C CH 80 X SI 92 0-1 ② F9		B CU 79 C CU 78 X CU 80 1-1 ③ P3		4	0	0	0	0	0	2
28 Colby Rasmus, L (1, 8) OBP: 0.302, SLG: 0.428		C CU 75 C SI 91 X SI 92 0-2 ③ F8			F SI 90 X SI 90 0-1 ① P3		C CU 79 B CU 80 S CH 81 F SI 92 T CU 80 1-2 ③ K			C CU 89 F FF 91 X SL 87 0-2 66 G4-3 1 SH3-4 19 1B 1B	4	1	1	0	0	1	0
3 Maicer Izturis, S (1, 4) OBP: 0.237, SLG: 0.323 53 Melky Cabrera, S (8, PH) OBP: 0.318, SLG: 0.374 1 Emilio Bonifácio, S (9, 4) OBP: 0.230, SLG: 0.318			C FF 90 X CH 80 0-1 ① F8		C SI 91 B SI 91 F SI 91 X CH 80 1-2 ② F9			C SI 90 C SI 91 B CU 79 B CU 79 S FF 92 2-3 ① K		1 SAFE 1 SAFE L FF 91 1 SAFE B FF 92 X FF 91 1-1 ① SH3-4 1-2	2	0	0	0	0	0	0
											1	0	0	0	0	1	0
											0	0	0	0	0	0	0
66 Munenori Kawasaki, L (1, 6) OBP: 0.337, SLG: 0.288			B SI 90 L FF 91 C FF 91 B SI 91 B FF 91 F SI 91 X FF 91 3-2 ② P1		F FF 90 B SI 91 S CH 81 S SI 92 1-3 ③ K			L SI 91 C CH 80 B CH 80 X SI 91 1-2 ② G5-3		F FF 92 B FF 92 C FF 93 X SI 94 1-2 ② G4-3 2-3	4	0	0	0	0	1	1
Inning Stats	R: 1 E: 0 K: 0 S: 9 H: 2 LOB: 0 BB: 0 P: 10	R: 0 E: 0 K: 0 S: 7 H: 0 LOB: 0 BB: 0 P: 10	R: 0 E: 0 K: 0 S: 10 H: 0 LOB: 0 BB: 0 P: 15	R: 1 E: 0 K: 1 S: 15 H: 2 LOB: 1 BB: 0 P: 23	R: 0 E: 0 K: 1 S: 8 H: 0 LOB: 0 BB: 0 P: 10	R: 0 E: 0 K: 0 S: 8 H: 0 LOB: 1 BB: 1 P: 16	R: 0 E: 0 K: 1 S: 7 H: 0 LOB: 0 BB: 0 P: 8	R: 0 E: 0 K: 1 S: 9 H: 0 LOB: 0 BB: 0 P: 14	R: 1 E: 0 K: 1 S: 11 H: 1 LOB: 1 BB: 1 P: 22	R: 1 E: 0 K: 0 S: 12 H: 2 LOB: 2 BB: 1 P: 18	1B: 4 2B: 2 3B: 0 HR: 2 SF: 0 SAC: 1 DP: 1 HBP: 0						

PITCHER		IP	WLS	BF	H	R	ER	SO	BB	IBB	HBP	BLK	WP	HR	S	P	ERA	WHIP
58 Jeremy Hellickson, R ERA: 5.37	(1, 1)	8.0		28	4	2	2	4	1	0	0	0	0	1	73	106	2.25	0.625
56 Fernando Rodney, R ERA: 5.4	(9, 1)	0.1	B	3	1	1	1	0	1	0	0	0	0	1	6	14	27.00	6.000
62 Joel Peralta, R ERA: 2.08	(9, 1)	0.2		2	0	0	0	1	0	0	0	0	0	0	5	8	0.00	0.000
27 Cesár Ramos, L ERA: 3.44	(10, 1)	0.2	L	4	1	1	1	0	1	0	0	0	0	0	9	15	13.50	3.000
43 Kyle Farnsworth, R ERA: 8.44	(10, 1)	0.0		1	1	0	0	0	0	0	0	0	0	0	3	3	∞	∞

PITCHER	IP	WLS	BF	H	R	ER	SO	BB	IBB	HBP	BLK	WP	HR	S	P	ERA	WHIP

BOTTOM

Tampa Bay Rays @ Toronto Blue Jays

Rogers Centre, Toronto, ON

Wed May 22 2013, 4:38 PM - 7:45 PM EDT

Att. 18,771 - Roof Closed - 68 F

livebaseballscorecards.com

AB	34
R	4
H	7
RBI	4
BB	3
SO	5
LOB	7

WP: 0 PA: 38
PB: 0
SB: 1
CS: 0

Batter	1	2	3	4	5	6	7	8	9	AB	R	H	RBI	BB	SO	LOB
11 Brett Gardner, L (1, 8) OBP: 0.328, SLG: 0.401	C FF 91 B SI 92 B SI 92 B FF 92 F FF 92 X SI 93 3-2 G4-3	1 SAFE C SI 90 B CH 83 B CH 83 D SI 92 F FF 92 B SI 90 4-2 24 IBB 1-2 BB		X SI 90 0-0 1-H HR	F FF 90 C SI 89 S FF 90 0-3 K		C FC 87 B CH 83 B FC 88 C FC 87 X CU 78 2-2 G3			4	1	1	2	1	1	3
24 Robinson Canó, L (1, 4) OBP: 0.346, SLG: 0.556	C FF 93 X CH 86 0-1 L9	I IN 67 I IN 70 I IN 71 I IN 71 4-0 1-2 2-3 IBB		B SL 86 B CH 85 B CH 86 B SI 92 4-0 12 FC6-4 BB	H FF 90 1-0 1-2 2-3 3-H HBP			X CU 76 0-0 12 FC6-4 1B		2	0	1	1	2	0	0
12 Vernon Wells, R (1, 7) OBP: 0.332, SLG: 0.491	C FF 93 X SI 93 0-1 G4-3	F SI 90 F SI 91 X CH 85 0-2 P4		X SI 90 0-0 FC6-4 1-2f	B CH 85 F FF 91 X CH 84 1-1 F9			X SI 90 0-0 FC6-4 31 CS 33 BB 1-2f		5	0	0	0	0	0	8
33 Travis Hafner, L (1, 10) OBP: 0.387, SLG: 0.539		B SI 92 B CH 84 C FF 93 B CH 86 X SI 92 3-1 55 2B 2B	C CH 84 B CH 84 S SI 90 B CH 86 C SI 91 2-3 K		C FF 90 B SL 83 X FF 91 1-1 G4-3	F FC 88 B CH 84 F FC 88 B CU 78 S SI 91 2-3 K		D SI 90 F FC 89 F SI 90 B CU 76 1 SAFE B CU 78 F FC 88 F SI 90 D CH 83 4-2 1-2 BB		4	1	1	0	1	2	0
14 Curtis Granderson, L (1, 9) OBP: 0.323, SLG: 0.393 31 Ichiro Suzuki, L (5, 9) OBP: 0.276, SLG: 0.327		F SI 92 C CH 84 D CH 85 S SI 93 1-3 K	C SL 83 C CH 84 F CH 85 F CH 85 B SI 91 B CH 86 B SI 92 X SI 91 3-2 F7		F FF 90 H FF 90 1-1 55 1B 39 1B 17 BB HBP	B SI 90 B SI 91 F SI 89 X FC 88 2-1 G3		C FC 89 B CU 78 F FC 88 B CU 76 X CU 78 2-2 L6 2-3		2 2	1 0	0 0	0 0	1 0	1 2
39 David Adams, R (1, 5) OBP: 0.344, SLG: 0.581		X SI 92 0-0 55 2B 1B	C SL 84 F CH 86 X CH 85 0-2 G6-3		C FF 91 1 SAFE X CH 83 0-1 17 BB 55 1B 19 1B 1-2 1B	C SI 90 B CH 85 B FC 88 X SI 91 2-1 G4-3			C FF 95 B SL 86 X CH 89 1-1 G5-3	5	2	2	0	0	0	0
55 Lyle Overbay, L (1, 3) OBP: 0.289, SLG: 0.471		B SI 92 D SI 92 B FF 91 X FF 92 3-0 17 1B 1-H 2-H 2B	C SL 82 B CH 84 B CH 84 B SI 92 X SI 91 3-1 G4-3		C FF 90 B CU 68 B FF 90 X FF 90 2-1 19 1B 17 BB 24 HBP 1-2 2-3 1B		C FC 87 B CH 83 B SI 89 F FC 88 S CU 78 2-3 K		S CH 90 B CH 86 X SL 88 1-1 G3	5	2	2	2	0	1	0
17 Jayson Nix, R (1, 6) OBP: 0.309, SLG: 0.298		C SI 92 B SL 82 X CH 83 1-1 24 IBB 11 S 2-H 1B	B SL 86 C SI 91 F SI 91 B SI 91 S CH 84 2-3 K		B FF 91 F FF 91 D CU 69 F FF 91 B FF 91 F FF 92 F FF 92 F FF 91 D FF 91 4-2 24 HBP 19 1B 1-2 2-3 3-H BB		B SI 91 F FC 89 B SI 90 X SI 90 2-1 19 WP 3B		B SI 92 S SL 84 B FF 94 C CH 88 X FC 88 2-2 F8	4	1	2	2	1	1	0
19 Chris Stewart, R (1, 2) OBP: 0.316, SLG: 0.403		C FF 88 B FF 89 C SI 90 B FF 91 D CH 85 X FF 90 3-2 F7		C SL 84 S CH 84 B CH 84 F SI 92 B FF 91 X CH 84 2-2 11 HR 1B	C FF 91 F CH 85 B FF 90 X FF 91 1-2 24 HBP 1-2 2-3 3-H 1B		C CU 77 B CU 80 X FC 89 1-1 F8 3-H			4	1	2	1	0	0	1

| Inning Stats | | |

New York Yankees @ Tampa Bay Rays

Tropicana Field, St. Petersburg, FL

Fri May 24 2013, 7:12 PM - 10:07 PM EDT

Att. 17,825 - Dome - 72 F

livebaseballscorecards.com

BOTTOM

Batter	1	2	3	4	5	6	7	8	9	AB	R	H	RBI	BB	SO	LOB
20 Matt Joyce, L (1, 9) OBP: 0.336, SLG: 0.488	C FF 88 X KC 78 0-1 ① F9			C SL 83 B FF 88 C FF 88 B KC 79 F SL 85 X FF 90 2-2 ① P5		B CH 81 X SL 84 1-0 18 G6-3 30 SF8 1-3 2-H 2B		B KC 78 F KC 78 B CH 79 B SI 87 X SI 87 3-1 ② F9		4	1	1	1	0	0	0
18 Ben Zobrist, S (1, 4) OBP: 0.340, SLG: 0.380	C KC 77 B SI 88 C FF 88 B KC 79 C FF 90 2-3 ② K			B SL 84 C CH 80 B FF 89 X CH 80 2-1 ② L8		B FF 88 X FF 89 1-0 ① G6-3 2-3 3-H		F FF 88 B SL 84 X KC 78 1-1 1B		4	0	1	1	0	1	1
30 Luke Scott, L (1, 10) OBP: 0.392, SLG: 0.448	C FF 89 B FF 90 X CH 81 1-1 ③ P6			B FF 89 B SL 82 X FF 88 2-0 ③ L3		C FF 89 B FF 88 X FF 88 1-1 ② SF8 3-H		C SL 81 1 SAFE F FF 94 F SL 82 S SL 82 0-3 ③ K		3	0	0	1	0	1	1
3 Evan Longoria, R (1, 5) OBP: 0.391, SLG: 0.572		C FF 87 F SI 87 B KC 79 F FF 90 B SL 83 F KC 78 F FF 90 F CH 82 X FF 90 2-2 ① G5-3			C KC 78 X SL 88 0-1 ① F9	B SL 85 B SL 83 B KC 79 X FF 89 3-0 ③ F8			C FF 92 X FF 92 0-1 ① F8	4	0	0	0	0	0	0
21 James Loney, L (1, 3) OBP: 0.401, SLG: 0.497		X SI 89 0-0 ② F8			C SL 84 B SI 88 B SI 88 F FF 88 B SI 89 X FF 89 3-2 2B		C KC 76 B CH 79 B SI 87 B CH 79 X FF 87 3-1 ① G4-3		B SL 78 S SL 79 F FF 92 B SL 80 F SL 83 F SL 80 X FF 94 2-2 ② G6-3	4	0	1	0	0	0	0
2 Kelly Johnson, L (1, 7) OBP: 0.340, SLG: 0.507		X FF 89 0-0 ③ F9			B KC 78 X SL 84 1-0 ② F8		B SI 87 C SL 83 B SI 87 F CH 80 X FF 90 2-2 5 SF9 3B		B SL 76 X FF 92 1-0 1B	4	1	2	0	0	0	1
5 Sam Fuld, L (1, 8) OBP: 0.257, SLG: 0.200			C FF 87 C SL 83 C SI 89 0-3 ① K		C SL 83 F FF 89 B FF 90 B FF 89 C SL 84 2-3 ③ K		F FF 89 F KC 80 X FF 90 0-2 ② SF9 3-H		X FF 92 0-0 ③ G4-3	3	0	0	1	0	2	2
59 Jose Lobaton, S (1, 2) OBP: 0.302, SLG: 0.367			X SL 84 0-0 ② P6			C FF 88 X SL 84 0-1 11 1B 20 2B 1B	B KC 78 X SI 88 1-0 ③ L7			3	1	1	0	0	0	0
11 Yunel Escobar, R (1, 6) OBP: 0.278, SLG: 0.352			B FF 90 F FF 88 B SL 83 F FF 88 F FF 91 X SL 83 2-2 ③ F8			C KC 78 X FF 88 0-1 20 2B 18 G6-3 1-2 1B		X SL 87 0-0 ① F8		3	1	1	0	0	0	0
Inning Stats	R: 0 E: 0 K: 1 S: 7 H: 0 LOB: 0 BB: 0 P: 10	R: 0 E: 0 K: 0 S: 9 H: 0 LOB: 0 BB: 0 P: 11	R: 0 E: 0 K: 1 S: 8 H: 0 LOB: 0 BB: 0 P: 10	R: 0 E: 0 K: 0 S: 7 H: 0 LOB: 0 BB: 0 P: 13	R: 0 E: 0 K: 1 S: 9 H: 1 LOB: 1 BB: 0 P: 15	R: 3 E: 0 K: 0 S: 9 H: 3 LOB: 0 BB: 0 P: 15	R: 1 E: 0 K: 0 S: 9 H: 1 LOB: 0 BB: 0 P: 15	R: 0 E: 0 K: 1 S: 9 H: 1 LOB: 1 BB: 0 P: 13	R: 0 E: 0 K: 0 S: 9 H: 1 LOB: 1 BB: 0 P: 12	1B: 4 2B: 2 3B: 1 HR: 0 SF: 2 SAC: 0 DP: 0 HBP: 0						

	AB	32
	R	4
	H	7
	RBI	4
	BB	0
	SO	4
	LOB	5

PITCHER		IP	WLS	BF	H	R	ER	SO	BB	IBB	HBP	BLK	WP	HR	S	P	ERA	WHIP
41 David Phelps, R ERA: 3.96	(1, 1)	7.2	W	29	6	4	4	3	0	0	0	0	0	0	63	98	4.70	0.783
48 Boone Logan, L ERA: 1.88	(8, 1)	0.1		1	0	0	0	1	0	0	0	0	0	0	4	4	0.00	0.000
27 Shawn Kelley, R ERA: 5.03	(9, 1)	1.0		4	1	0	0	0	0	0	0	0	0	0	9	12	0.00	1.000

PITCHER		IP	WLS	BF	H	R	ER	SO	BB	IBB	HBP	BLK	WP	HR	S	P	ERA	WHIP

New York Yankees @ Tampa Bay Rays

Tropicana Field, St. Petersburg, FL

Sat May 25 2013, 4:13 PM - 8:14 PM EDT

Att. 25,874 - Dome - 72 F

livebaseballscorecards.com

TOP

Batter	1	2	3	4	5	6	7	8	9	10	11	AB	R	H	RBI	BB	SO	LOB
11 Brett Gardner, L (1, 8) OBP: 0.335, SLG: 0.409	2-1 24 G4-3 33 1B 2B		4-2 24 G4-6-3 BB		2-0 G6-3		2-3 K		1-2 24 CS 1B 2-H			4	1	2	1	1	1	1
24 Robinson Canó, L (1, 4) OBP: 0.348, SLG: 0.547	1-0 G4-3 2-3		1-2 G4-6-3 1-2f			0-1 G3-1		4-2 BB	0-1 CS 1-2	4-1 BB		3	0	0	0	2	0	2
12 Vernon Wells, R (1, 7) OBP: 0.323, SLG: 0.477	1-1 L4		0-0 G6-3			0-0 P6		1-0 P5		1-2 P3		5	0	0	0	0	0	3
33 Travis Hafner, L (1, 10) OBP: 0.387, SLG: 0.529	2-2 1B 3-H			0-1 L7		4-2 39 E 39 1B BB		0-3 K		0-3 K		4	0	1	1	1	2	2
39 David Adams, R (1, 5) OBP: 0.324, SLG: 0.528	1-1 F7			0-2 F9		3-2 E4 31 FC6-4 1B 1-3		1-3 K		1-0 G1-3		5	0	1	0	0	1	3
31 Ichiro Suzuki, L (1, 9) OBP: 0.280, SLG: 0.329		0-1 55 FC6-4 1B		2-2 1B		2-2 FC6-4 1-2f			1-1 F8		2-0 G4-3	5	0	2	0	0	0	2
17 Jayson Nix, R (1, 6) OBP: 0.306, SLG: 0.294	3-3 K			3-2 P4			0-2 53 S 1B		0-3 K		1-3 K	5	0	1	0	0	3	2
55 Lyle Overbay, L (1, 3) OBP: 0.292, SLG: 0.484	1-1 FC6-4 1-2f				0-3 K		3-2 L6		4-2 22 BLK 22 2B BB		1-0 HR	4	2	1	1	1	1	2
53 Austin Romine, R (1, 2) OBP: 0.143, SLG: 0.176 22 Brennan Boesch, L (9, PH) OBP: 0.261, SLG: 0.455 19 Chris Stewart, R (9, 2) OBP: 0.313, SLG: 0.397	3-2 F7				3-2 F9		3-3 K 1-2		1-0 11 1B 2B 1-H		0-3 K	3 1 1	0 1 0	0 1 0	0 1 0	0 0 0	1 0 1	2 0 0
Inning Stats	R: 1 H: 2 E: 0 LOB: 1 K: 0 BB: 0 S: 10 P: 17	R: 0 H: 1 E: 0 LOB: 1 K: 1 BB: 0 S: 12 P: 19	R: 0 H: 0 E: 0 LOB: 0 K: 0 BB: 1 S: 8 P: 13	R: 0 H: 1 E: 0 LOB: 1 K: 0 BB: 0 S: 17 P: 22	R: 0 H: 1 E: 0 LOB: 1 K: 1 BB: 0 S: 7 P: 12	R: 0 H: 1 E: 1 LOB: 2 K: 0 BB: 1 S: 12 P: 21	R: 0 H: 1 E: 0 LOB: 1 K: 2 BB: 0 S: 14 P: 22	R: 0 H: 0 E: 0 LOB: 1 K: 2 BB: 1 S: 9 P: 15	R: 2 H: 2 E: 0 LOB: 0 K: 1 BB: 1 S: 13 P: 20	R: 0 H: 0 E: 0 LOB: 1 K: 1 BB: 1 S: 8 P: 14	R: 1 H: 1 E: 0 LOB: 0 K: 2 BB: 0 S: 11 P: 15	1B: 6 2B: 2 3B: 0 HR: 1	SF: 0 SAC: 0 DP: 1 HBP: 0		WP: 0 PB: 0 SB: 1 CS: 1	PA: 46		

PITCHER		IP	WLS	BF	H	R	ER	SO	BB	IBB	HBP	BLK	WP	HR	S	P	ERA	WHIP
55 Matt Moore, L ERA: 2.21	(1, 1)	6.0		24	5	1	1	2	2	0	0	0	0	0	66	104	1.50	1.167
57 Jake McGee, L ERA: 7.5	(7, 1)	1.0		4	1	0	0	2	0	0	0	0	0	0	14	22	0.00	1.000
62 Joel Peralta, R ERA: 1.99	(8, 1)	1.0	H	4	0	0	0	2	1	0	0	0	0	0	9	15	0.00	1.000
56 Fernando Rodney, R ERA: 6.05	(9, 1)	1.0	B	5	2	2	2	1	1	0	0	1	0	0	13	20	18.00	3.000
52 Josh Lueke, R ERA: 5.68	(10, 1)	2.0	L	8	1	1	1	3	1	0	0	0	0	1	19	29	4.50	1.000

PITCHER	IP	WLS	BF	H	R	ER	SO	BB	IBB	HBP	BLK	WP	HR	S	P	ERA	WHIP

AB	40
R	4
H	9
RBI	4
BB	5
SO	10
LOB	19

Batter	1	2	3	4	5	6	7	8	9	10	11	AB	R	H	RBI	BB	SO	LOB
8 Desmond Jennings, R (1, 8) OBP: 0.293, SLG: 0.394	C FF 88 L CH 81 C FF 89 0-3 ① K		B FF 87 S CU 75 F FF 88 1 SAFE B FF 88 X SL 80 2-2 ② FC6-4 1-2f		X FF 88 0-0 ① 2-H 2B		B SL 86 F FF 94 B SL 87 L FF 95 X SL 87 2-2 ① FC4-6 19 S 1-2f 2-3		B KC 82 C FC 94 S FC 92 C FC 94 1-3 ③ K		S FC 92 S FC 92 F FC 92 S FC 92 0-3 ③ K	6	0	1	1	0	3	4
19 Ryan Roberts, R (1, 4) OBP: 0.301, SLG: 0.381	B SI 88 B FF 88 B CH 81 C FF 87 X SL 80 3-1 ② G6-3		X SI 87 0-0 ③ F8		B CU 76 X FF 87 1-0 ③ G5-3		1 SAFE S FF 96 S FF 95 1 SAFE S FF 95 0-3 ② K 1-2			B FF 96 C FF 94 B CU 80 F FF 95 F FF 96 B CU 83 X FF 96 3-2 18 BB 3 1B 1B		5	0	1	0	0	1	4
30 Luke Scott, L (1, 10) OBP: 0.380, SLG: 0.419	C FF 90 C SL 81 B SL 81 B FF 89 X SL 79 2-2 ③ L6			X SL 80 0-0 ① G1-3		C FF 87 H SI 87 1-1 18 G6-4-3 HBP	C FF 96 F FF 96 B FF 95 B SL 87 S SL 85 2-3 ③ K			B CU 81 F FF 94 1 SAFE L SI 94 S CU 82 1-3 ① K		4	0	0	0	0	2	3
3 Evan Longoria, R (1, 5) OBP: 0.391, SLG: 0.573		C CU 75 B SI 88 B CH 80 X CU 77 2-1 2B		B SI 88 C SL 82 B SL 80 X CU 78 2-1 ② F9		C CU 75 X SI 87 0-1 ① F8		C SI 93 B SL 86 B SL 86 X FF 93 2-1 ① G5-3		C CU 80 B FF 96 X FF 95 1-1 18 BB 1-2 1B		5	0	2	0	0	0	1
18 Ben Zobrist, S (1, 9) OBP: 0.342, SLG: 0.374		F FF 88 C CH 81 B SL 79 F FF 88 B FF 89 X SL 81 2-2 ① P6		B SI 89 C SI 87 B CH 82 F CU 78 F FF 89 B SL 80 B SL 80 4-2 BB		C SI 87 B FF 87 T SL 79 F FF 88 D SL 80 F SL 79 B FF 88 F SL 78 3-2 ② ③ X FF 87 G6-4-3 1-2f		B SL 83 S SI 93 B FF 94 C SL 85 X FF 94 2-2 ② P5		B SI 94 B SI 94 B CU 81 B FF 94 4-0 1-2 2-3 BB		3	0	0	0	2	0	2
21 James Loney, L (1, 3) OBP: 0.395, SLG: 0.487		B FF 89 C CU 77 X SL 80 1-1 ② F7		B CU 75 S SL 80 B FF 88 1 SAFE X FF 87 2-1 ③ F7			C SL 80 C FF 89 X FF 89 0-2 20 2B 2 1B 1B	B SI 94 B SL 85 X FF 93 2-0 ③ F7		F FF 96 F FF 95 S CU 84 0-3 ② K		5	1	1	0	0	1	5
1 Sean Rodríguez, R (1, 7) OBP: 0.328, SLG: 0.397 20 Matt Joyce, L (7, PH) OBP: 0.342, SLG: 0.496 (8, 7)		B SI 87 X SI 87 1-0 ③ P4			B CU 74 B CH 82 X SI 86 2-0 ① G5-3		B SL 82 C SL 83 B FF 92 B SL 83 X FF 92 3-1 2 1B 11 FC6 1-3 2B		B KC 81 B KC 82 B KC 81 C FC 93 C FC 94 F FC 94 F FC 94 F FC 94 B KC 81 4-2 59 SH1-4 BB	D SI 96 X FF 96 1-0 ③ G4-3		2	0	0	0	0	0	1
												2	1	1	0	1	0	3
28 José Molina, R (1, 2) OBP: 0.281, SLG: 0.349 2 Kelly Johnson, L (7, PH) OBP: 0.344, SLG: 0.511 59 Jose Lobaton, S (8, 2) OBP: 0.299, SLG: 0.363			C FF 87 B FF 89 C SL 82 F SL 79 B FF 89 S FF 88 2-3 ① K		X CH 81 0-0 8 2B 2B		S SI 94 X SL 82 0-1 8 FC4-6 11 FC6 2-3 3-H 1B		B FC 93 1 SAFE 1 SAFE X FC 93 1-0 ① SH1-4 1-2		C FC 92 B FC 92 F FC 91 T FC 92 1-2 ① K	2	1	1	0	0	1	0
												1	0	1	1	0	0	0
												1	0	0	0	0	1	0
11 Yunel Escobar, R (1, 6) OBP: 0.276, SLG: 0.347			C CU 76 S CH 82 F FF 89 F SL 81 B FF 88 X CH 82 1-2 8 FC6-4 1B		B CU 75 X SI 86 1-0 ② G5-3		C FF 94 X FF 94 0-1 FC6 8 FC4-6 1-2 3-H		C FC 93 B FC 94 X FC 92 1-1 ② L9		X FF 92 0-0 ② G6-3	5	0	1	1	0	0	3

Inning Stats	1	2	3	4	5	6	7	8	9	10	11
	R: 0 H: 0 E: 0 LOB: 0 K: 1 BB: 0 S: 8 P: 13	R: 0 H: 1 E: 0 LOB: 1 K: 0 BB: 0 S: 9 P: 15	R: 0 H: 1 E: 0 LOB: 1 K: 1 BB: 0 S: 13 P: 18	R: 0 H: 0 E: 0 LOB: 1 K: 0 BB: 1 S: 8 P: 16	R: 1 H: 2 E: 0 LOB: 1 K: 0 BB: 0 S: 5 P: 9	R: 0 H: 0 E: 0 LOB: 0 K: 0 BB: 0 S: 9 P: 13	R: 2 H: 3 E: 0 LOB: 2 K: 2 BB: 0 S: 18 P: 25	R: 0 H: 0 E: 0 LOB: 0 K: 0 BB: 0 S: 6 P: 12	R: 0 H: 0 E: 0 LOB: 1 K: 1 BB: 1 S: 11 P: 18	R: 0 H: 2 E: 0 LOB: 3 K: 2 BB: 1 S: 13 P: 23	R: 0 H: 0 E: 0 LOB: 0 K: 2 BB: 0 S: 8 P: 9

PITCHER		IP	WLS	BF	H	R	ER	SO	BB	IBB	HBP	BLK	WP	HR	S	P	ERA	WHIP
34 Vidal Nuño, L ERA: 1.93	(1, 1)	6.0		24	5	2	2	2	1	0	1	0	0	0	55	87	3.00	1.000
27 Shawn Kelley, R ERA: 5.49	(7, 1)	0.0		1	1	0	0	0	0	0	0	0	0	0	2	5	∞	∞
48 Boone Logan, L ERA: 1.88	(7, 1)	0.0		2	1	1	1	0	0	0	0	0	0	0	4	4	∞	∞
38 Preston Claiborne, R ERA: 0.69	(7, 1)	2.0		6	0	0	0	2	0	0	0	0	0	0	15	25	0.00	0.000
30 David Robertson, R ERA: 2.66	(9, 1)	1.0		4	0	0	0	1	1	0	0	0	0	0	11	18	0.00	1.000

PITCHER		IP	WLS	BF	H	R	ER	SO	BB	IBB	HBP	BLK	WP	HR	S	P	ERA	WHIP
47 Iván Nova, R ERA: 6.11	(10, 1)	1.0	W	6	2	0	0	2	1	0	0	0	0	0	13	23	0.00	3.000
42 Mariano Rivera, R ERA: 1.4	(11, 1)	1.0	S	3	0	0	0	2	0	0	0	0	0	0	8	9	0.00	0.000

BOTTOM

New York Yankees @ Tampa Bay Rays

Tropicana Field, St. Petersburg, FL

Sat May 25 2013, 4:13 PM - 8:14 PM EDT

Att. 25,874 - Dome - 72 F

livebaseballscorecards.com

AB	41
R	3
H	9
RBI	3
BB	3
SO	9
LOB	26

1B: 5	SF: 0	WP: 0	PA: 46
2B: 4	SAC: 1	PB: 0	
3B: 0	DP: 1	SB: 1	
HR: 0	HBP: 1	CS: 0	

New York Yankees @ Tampa Bay Rays

Tropicana Field, St. Petersburg, FL

Sun May 26 2013, 1:43 PM - 4:40 PM EDT

Att. 24,159 - Dome - 72 F

TOP

livebaseballscorecards.com

Batter	1	2	3	4	5	6	7	8	9	AB	R	H	RBI	BB	SO	LOB
11 Brett Gardner, L (1, 8) OBP: 0.333, SLG: 0.422	X FF 90 0-0 ① F9		D KC 78 C FF 90 S CH 86 X SI 92 1-2 ③ G6-3			C KC 78 B CH 87 X SI 91 1-1 ③ P6			C FF 90 B KC 81 B CH 85 X SI 91 2-1 HR	4	1	1	1	0	0	1
24 Robinson Canó, L (1, 4) OBP: 0.350, SLG: 0.546	C FF 90 B KC 80 F CH 86 B CH 86 F CH 85 C FF 92 2-3 ② K			F SI 90 B FF 91 S CH 85 S CH 85 1-3 ① K			X KC 78 0-0 1B		B FF 92 X CH 86 1-0 33 DI, 12 WP, 39 2B, 1B	4	1	2	0	0	2	0
12 Vernon Wells, R (1, 7) OBP: 0.316, SLG: 0.466	F FF 91 F FF 90 F CH 86 B CH 85 F CH 86 B FF 92 F FF 92 S KC 81 2-3 ③ K			B FF 90 X FF 91 1-0 ② G4-3			F CH 84 B CH 90 F CH 86 C FF 90 1-3 ① K		C FF 91 F FF 90 B FF 91 F CH 87 F SI 91 S CH 87 1-3 ① K 1-2	4	0	0	0	0	3	2
33 Travis Hafner, L (1, 10) OBP: 0.384, SLG: 0.516		C CH 84 B KC 78 X CH 84 1-1 ① G4-3		X KC 80 0-0 ③ G3			B CH 87 C KC 80 B CH 86 S KC 81 S CH 87 2-3 ② K		B FF 90 B CU 70 B FF 91 D FF 91 4-0 55 BB, 39 2B 2-3 BB	3	1	0	0	1	1	1
55 Lyle Overbay, L (1, 3) OBP: 0.291, SLG: 0.476		C FF 90 B CH 85 C FF 91 B CH 86 B SI 91 S CH 85 3-3 ② K			C KC 78 C KC 80 B SI 91 B CH 86 X CH 85 2-2 ① L9		B FF 90 X CH 86 1-0 ③ G1-3		B FF 91 B FF 91 B FF 92 D FF 91 4-0 39 2B 1-2 BB	3	0	0	0	1	1	1
39 David Adams, R (1, 5) OBP: 0.317, SLG: 0.525		B KC 79 B KC 79 C FF 91 B FF 92 C FF 92 F CH 86 F FF 92 F CH 86 X FF 92 3-2 ③ G5-3			B CH 87 X FF 92 1-0 ② F9			C KC 80 X CH 84 0-1 ① G1-3	C CU 71 S FF 92 D CU 70 X FF 91 1-2 1-3 2-H 3-H 2B	4	0	1	2	0	0	0
31 Ichiro Suzuki, L (1, 9) OBP: 0.279, SLG: 0.340			C FF 90 C FF 90 F FF 90 X CH 84 0-2 ① G1-3		C KC 79 F CH 86 B FF 91 X CH 87 1-2 ③ G5-3			C SI 91 S KC 81 B SI 92 X CH 86 1-2 3B	C FF 90 F CU 80 B FF 91 D FS 84 S FS 81 2-3 ② K	4	0	1	0	0	1	2
17 Jayson Nix, R (1, 6) OBP: 0.304, SLG: 0.292			X FF 91 0-0 53 S, 1B			C FF 91 F FF 90 B CH 86 S CH 85 1-3 ① K		C KC 79 B SI 92 B CH 87 X CH 87 2-1 ② G5-3	C CU 78 S FS 82 F FS 82 B FF 91 S FF 91 1-3 ③ K	4	0	1	0	0	2	3
53 Austin Romine, R (1, 2) OBP: 0.132, SLG: 0.162			1 SAFE C CH 84 B FF 91 F CH 85 B FF 92 X CH 84 2-2 ② G5-3 1-2			C KC 80 X FF 91 0-1 ② G4-3		B KC 80 B FF 92 S CH 87 F FF 92 X SI 89 2-2 ③ G6-3		3	0	0	0	0	0	2

	AB	33
	R	3
	H	6
	RBI	3
	BB	2
	SO	10
	LOB	12

Inning Stats										
	R: 0 E: 0 K: 2 S: 11	H: 0 LOB: 0 BB: 0 P: 15	R: 0 E: 0 K: 1 S: 11	H: 0 LOB: 0 BB: 0 P: 18	R: 0 E: 0 K: 0 S: 11	H: 1 LOB: 1 BB: 0 P: 14	R: 0 E: 0 K: 1 S: 5	H: 0 LOB: 0 BB: 0 P: 7	R: 0 E: 0 K: 0 S: 7	H: 0 LOB: 0 BB: 0 P: 11
	R: 0 E: 0 K: 1 S: 7	H: 0 LOB: 0 BB: 0 P: 9	R: 0 E: 0 K: 2 S: 8	H: 1 LOB: 1 BB: 0 P: 12	R: 0 E: 0 K: 0 S: 10	H: 1 LOB: 1 BB: 0 P: 15	R: 3 E: 0 K: 3 S: 18	H: 3 LOB: 2 BB: 2 P: 34	1B: 3 2B: 1 3B: 1 HR: 1	SF: 0 SAC: 0 DP: 0 HBP: 0

WP: 1 PA: 35
PB: 0
SB: 1
CS: 0

PITCHER		IP	WLS	BF	H	R	ER	SO	BB	IBB	HBP	BLK	WP	HR	S	P	ERA	WHIP
53 Alex Cobb, R ERA: 2.66	(1, 1)	8.1	W	30	5	2	2	8	0	0	0	0	1	1	78	113	2.16	0.600
27 Cesár Ramos, L ERA: 5.12	(9, 1)	0.0		3	1	1	1	0	2	0	0	0	0	0	3	12	∞	∞
62 Joel Peralta, R ERA: 1.93	(9, 1)	0.2		2	0	0	0	2	0	0	0	0	0	0	7	10	0.00	0.000

PITCHER		IP	WLS	BF	H	R	ER	SO	BB	IBB	HBP	BLK	WP	HR	S	P	ERA	WHIP

BOTTOM

New York Yankees @ Tampa Bay Rays

Tropicana Field, St. Petersburg, FL

Sun May 26 2013, 1:43 PM - 4:40 PM EDT

Att. 24,159 - Dome - 72 F

livebaseballscorecards.com

Batter	1	2	3	4	5	6	7	8	9	AB	R	H	RBI	BB	SO	LOB
8 Desmond Jennings, R (1, 8) OBP: 0.291, SLG: 0.395	C FF 88 B SI 88 B SI 90 F CH 82 F FF 91 F SI 90 S CH 81 2-3 **K** ①	C SL 82 X SI 91 0-1 **FC1-6-4** 1-2f ③		X CU 75 0-0 **P5** ③		B CU 77 C CH 84 S CH 84 X SI 93 1-2 **F8** ③		B CH 81 S CH 82 F FF 92 B CH 84 X FF 92 2-2 **2B** 1-3 3-H		5	0	1	1	0	1	2
19 Ryan Roberts, R (1, 4) OBP: 0.288, SLG: 0.364	C FF 91 F FF 90 X SI 91 0-2 **F8** ②	B CU 75 C CU 74 X SI 90 1-1 **G6-3** ①	C SI 91 B SL 80 B CH 84 X CH 84 2-1 **G5-3** ①		B CU 75 X SI 90 1-0 **F8** ①	F FF 91 C SL 80 X SL 80 0-2 **F8** ③			5	0	0	0	0	0	2
3 Evan Longoria, R (1, 5) OBP: 0.389, SLG: 0.566	B SI 91 C CU 76 B SI 91 X SL 80 2-1 **G5-3** ③	B CU 76 F SI 89 F SI 91 X SL 82 1-2 **1 HR 1B**	C SI 90 X SI 89 0-1 **F9** ②		F SI 89 S SL 80 F FF 92 B CH 85 S SL 80 1-3 **K** ②				4	1	1	0	0	1	0
18 Ben Zobrist, S (1, 10) OBP: 0.340, SLG: 0.371		B CU 74 B SI 90 X SI 90 2-0 **G3** ①	C FF 90 F CH 84 C SI 92 0-3 **K** ②		F FF 91 B SI 92 F CH 85 B SL 82 S CH 83 2-3 **K** ③		B SI 92 C CH 84 X SI 90 1-1 **1B**			4	0	1	0	0	2	1
1 Sean Rodríguez, R (1, 7) OBP: 0.353, SLG: 0.450		C FF 90 C FF 91 H SL 81 1-2 **21 1B 11 FC5 59 1B HBP**	B SI 90 D SL 78 X FF 91 2-0 **1-H HR**			B CU 76 F FF 91 B CH 84 S CH 84 F CH 80 B CH 84 B CH 85 4-2 **11 2B BB**	C CU 76 S CH 84 B FF 92 X CH 84 1-2 **G5-3** ③			2	3	1	2	1	0	1
11 Yunel Escobar, R (1, 6) OBP: 0.281, SLG: 0.357		B FF 90 B FF 91 B SI 90 X SI 91 3-0 **FC5 59 1B 21 1B 5 SF8** 1-2	S CU 77 B FF 93 B SL 82 S CH 84 X FF 91 2-2 **1B**			X SI 90 0-0 **21 HR 2B** 1-H		B CU 78 B FF 91 S CH 83 S CH 83 B CH 84 F FF 92 F FF 92 S CH 82 3-3 **K** ①		4	2	2	1	0	1	1
21 James Loney, L (1, 3) OBP: 0.404, SLG: 0.510		C SL 81 X SI 89 0-1 **59 1B** 1-2 2-3 **1B**	C FF 92 D SL 83 1 SAFE F SL 81 F SL 82 X FF 92 1-2 **G4-3** ③			S CH 83 B SL 83 S SI 90 S SI 90 X SI 89 1-2 **2-H HR**		C FC 88 S SL 80 B SL 80 F FF 92 B CH 83 B FF 92 B SL 80 4-2 **5 FC6-4 8 2B 59 BB BB**		3	2	2	2	1	0	1
59 Jose Lobaton, S (1, 2) OBP: 0.308, SLG: 0.361		X CU 78 0-0 **8 FC1-6-4** 1-2 2-3 3-H **1B**		B SI 90 F CH 83 X SI 90 1-1 **G6-3** ①		F CU 77 B FF 94 B CH 82 X CH 85 2-1 **G5-3** ①		B FF 91 B FF 91 B CH 83 C FF 91 F FF 91 B FF 92 4-2 **5 FC6-4** 1-2 **BB**		3	0	1	1	1	0	0
5 Sam Fuld, L (1, 9) OBP: 0.244, SLG: 0.191		X FF 91 0-0 **SF8** ② 3-H		C SL 80 S CH 80 T SI 90 0-2 **K** ②		C FF 92 X SL 81 0-1 **G3** ②		X FF 92 0-0 **8 2B FC6-4** 1-2f 2-3 ②		3	0	0	1	0	1	2
Inning Stats	R: 0 E: 0 K: 1 S: 10 H: 0 LOB: 0 BB: 0 P: 14	R: 2 E: 0 K: 0 S: 10 H: 2 LOB: 2 BB: 0 P: 16	R: 2 E: 0 K: 1 S: 16 H: 3 LOB: 1 BB: 0 P: 23	R: 0 E: 0 K: 1 S: 6 H: 0 LOB: 0 BB: 0 P: 7	R: 0 E: 0 K: 1 S: 7 H: 0 LOB: 0 BB: 0 P: 11	R: 3 E: 0 K: 0 S: 15 H: 2 LOB: 0 BB: 1 P: 23	R: 0 E: 0 K: 1 S: 10 H: 1 LOB: 1 BB: 0 P: 14	R: 1 E: 0 K: 1 S: 17 H: 1 LOB: 2 BB: 2 P: 30		1B: 5 2B: 2 3B: 0 HR: 2 SF: 1 SAC: 0 DP: 0 HBP: 1				WP: 0 PB: 0 SB: 0 CS: 0 PA: 38	

	AB	33
	R	8
	H	9
	RBI	8
	BB	3
	SO	6
	LOB	10

PITCHER		IP	WLS	BF	H	R	ER	SO	BB	IBB	HBP	BLK	WP	HR	S	P	ERA	WHIP
52 CC Sabathia, L ERA: 3.96	(1, 1)	7.0	L	32	8	7	7	5	1	0	1	0	0	2	74	108	9.00	1.286
61 David Huff, L ERA: 13.5	(8, 1)	1.0		6	1	1	1	1	2	0	0	0	0	0	17	30	9.00	3.000

PITCHER	IP	WLS	BF	H	R	ER	SO	BB	IBB	HBP	BLK	WP	HR	S	P	ERA	WHIP

Miami Marlins @ Tampa Bay Rays

Tropicana Field, St. Petersburg, FL

Mon May 27 2013, 3:14 PM - 6:51 PM EDT

Att. 13,025 - Dome - 72 F

TOP

livebaseballscorecards.com

Batter	1	2	3	4	5	6	7	8	9	AB	R	H	RBI	BB	SO	LOB
8 Chris Coghlan, L (1, 7) OBP: 0.324, SLG: 0.359	C FF 90 B FF 91 B CH 84 S CH 85 X FF 91 2-2 48 1B 2B		B FF 89 F FF 87 B FF 90 X CH 84 2-1 ① F7	X FF 92 0-0 3-H 1B	B FF 94 B FS 82 F FF 95 F FF 95 B FS 80 C FS 81 3-3 ③ K			C CU 79 B FF 91 S FS 82 X FF 91 1-2 ② F8		5	0	2	1	0	1	2
30 Placido Polanco, R (1, 5) OBP: 0.288, SLG: 0.266	F FF 90 S CH 86 X FF 91 0-2 ① L1		C FF 89 C FF 90 B CH 86 F SL 85 X FF 89 1-2 ② F9	B CU 69 X FF 90 1-0 ③ F9		C FF 95 F SI 97 X SI 94 0-2 51 FC4-6 1B		B FF 91 B CU 80 X FF 91 2-0 ③ P3		5	0	1	0	0	0	2
51 Derek Dietrich, L (1, 4) OBP: 0.308, SLG: 0.424	H FF 92 1-0 48 1B HBP		C CU 69 C CU 70 B FF 92 B CH 87 B CU 71 F FF 91 F CH 86 H FF 91 4-2 HBP		C FF 89 F CU 71 F CH 85 B FF 92 B SL 86 X CH 85 2-2 19 1B 48 BB 29 1B 1B	1 SAFE X SI 96 0-0 ① FC4-6 48 FC4-6 1-2f			B SI 94 C FF 94 F SI 95 B CH 84 X CH 84 2-2 ① F8	3	1	1	0	0	0	1
48 Marcell Ozuna, R (1, 9) OBP: 0.347, SLG: 0.432	S CH 86 B CH 86 B CH 86 X CH 85 2-1 1-2 2-3 1B		B SL 85 S SL 84 F FF 92 1 SAFE F FF 93 S CH 86 1-3 ③ K		B FF 90 B FF 91 F FF 92 F FF 91 B CH 84 B FF 91 4-2 19 1B 29 1B 1-2 BB	B FF 95 B SI 96 X SI 95 2-0 ② FC4-6 19 S 1-2f			B SI 96 B FF 96 B FF 96 C FF 95 B FF 95 4-1 20 PB BB	3	1	1	0	2	1	2
19 Rob Brantly, L (1, 2) OBP: 0.298, SLG: 0.297	C FF 91 B SL 86 S SL 85 F FF 93 X FF 93 1-2 ② P6			C FF 87 B CU 69 S CH 84 F FF 91 X SL 85 1-2 ① F7	B FF 90 X CH 85 1-0 29 1B 54 1B 1-2 2-3 1B	C SI 96 B FF 97 X SI 97 1-1 ③ G6-3 1-2			C CH 85 S CH 83 B CH 85 B SI 99 F CH 85 S CH 85 2-3 ② K	5	1	1	0	0	1	5
20 Justin Ruggiano, R (1, 8) OBP: 0.293, SLG: 0.410	B FF 93 B CH 85 F FF 92 X FF 92 2-1 ③ G1-3			X FF 87 0-0 HR	C FF 95 F FF 96 B FS 81 C FS 80 1-3 ① K		S SI 96 B SI 96 S SL 87 S SI 96 1-3 ① K		B FF 96 C SI 97 S CH 85 D CH 84 C CH 84 2-3 ③ K 1-2	5	1	1	1	0	3	7
29 Greg Dobbs, L (1, 3) OBP: 0.287, SLG: 0.275		C FF 89 X CU 71 0-1 ① G3-1		B FF 90 B CH 83 C SI 89 F CH 85 X CU 71 2-2 3 2B 54 G4-3 1B	B FF 96 F FF 96 B FF 96 S FS 81 X FF 96 2-2 54 1B 1-2 2-H 3-H 1B		B FF 97 C SL 85 F FF 97 F FF 97 B SL 85 S SI 97 2-3 K 3 G3-6-3			4	1	2	2	0	1	0
3 Adeiny Hechavarría, R (1, 6) OBP: 0.254, SLG: 0.341		B FF 89 C FF 90 F FF 89 B SL 86 B SL 85 S FF 92 3-3 ② K		B CH 86 X FF 89 1-0 54 G4-3 8 1B 1-3 2B	C SL 82 B SL 82 S FS 83 B FS 82 S FS 82 2-3 ② K		B SL 86 C FF 96 X SI 96 1-1 ② ③ G3-6-3 1-2f			4	1	1	0	0	2	3
54 Jordan Brown, L (1, 10) OBP: 0.167, SLG: 0.200		C FF 71 B CH 86 F CU 70 F FF 92 F FF 92 F FF 92 B FF 92 F SL 86 F CH 84 2-2 ③ F CU 71 F SL 85 F SL 85 F FF 92 X FF 93 G3-1		C FF 91 F CH 86 X FF 92 0-2 ② G4-3 2-3 3-H	D FF 96 F FS 81 C FF 95 F FS 82 X SL 81 1-2 1-3 2-H 1B			C CU 78 B FS 83 X FS 82 1-1 ① P4		4	0	1	2	0	0	1
Inning Stats	R: 0 E: 0 K: 0 S: 14 H: 2 LOB: 3 BB: 0 P: 22	R: 0 E: 0 K: 1 S: 17 H: 0 LOB: 0 BB: 0 P: 22	R: 0 E: 0 K: 1 S: 14 H: 0 LOB: 1 BB: 0 P: 22	R: 3 E: 0 K: 0 S: 14 H: 4 LOB: 1 BB: 0 P: 19	R: 3 E: 0 K: 3 S: 23 H: 4 LOB: 2 BB: 1 P: 39	R: 0 E: 0 K: 0 S: 7 H: 1 LOB: 1 BB: 0 P: 10	R: 0 E: 0 K: 2 S: 9 H: 0 LOB: 0 BB: 0 P: 13	R: 0 E: 0 K: 0 S: 6 H: 0 LOB: 0 BB: 0 P: 10	R: 0 E: 0 K: 2 S: 11 H: 0 LOB: 1 BB: 1 P: 21	1B: 8 2B: 2 3B: 0 HR: 1 SF: 0 SAC: 0 DP: 1 HBP: 2						

AB	38
R	6
H	11
RBI	6
BB	2
SO	9
LOB	23

WP: 0	PA: 42
PB: 2	
SB: 1	
CS: 0	

PITCHER		IP	WLS	BF	H	R	ER	SO	BB	IBB	HBP	BLK	WP	HR	S	P	ERA	WHIP
23 Jake Odorizzi, R ERA: 9.0	(1, 1)	4.0		23	8	6	6	2	1	0	2	0	0	1	66	99	13.50	2.250
52 Josh Lueke, R ERA: 4.91	(5, 1)	1.0		5	2	0	0	3	0	0	0	0	0	0	16	25	0.00	2.000
57 Jake McGee, L ERA: 6.75	(6, 1)	2.0	W	7	1	0	0	2	0	0	0	0	0	0	16	23	0.00	0.500
62 Joel Peralta, R ERA: 1.85	(8, 1)	1.0	H	3	0	0	0	0	0	0	0	0	0	0	6	10	0.00	0.000
56 Fernando Rodney, R ERA: 5.75	(9, 1)	1.0		4	0	0	0	2	1	0	0	0	0	0	11	21	0.00	1.000

PITCHER	IP	WLS	BF	H	R	ER	SO	BB	IBB	HBP	BLK	WP	HR	S	P	ERA	WHIP

Batter	1	2	3	4	5	6	7	8	9	AB	R	H	RBI	BB	SO	LOB
18 Ben Zobrist, S (1, 4) OBP: 0.341, SLG: 0.368	C FF 94 B FF 96 S SI 94 B CU 83 S CU 81 2-3 ① K	L CH 86 X CU 80 0-1 E2 (2 HR) 1-2 3-H		X CH 86 0-0 (2 1B, 20 1B, 3 SF8) 1B		C SI 92 C FF 92 S SL 82 0-3 ① K		B FF 93 F FF 93 B CH 84 B FF 94 B FF 93 4-1 (20 1B, 2 HR) BB		4	3	1	1	1	2	1
20 Matt Joyce, L (1, 9) OBP: 0.351, SLG: 0.496	B FF 96 B FF 97 F FF 96 B FF 96 B FF 94 4-1 (3 S) BB	C FF 93 S CU 83 F FF 96 S CU 83 0-3 ② K		D FF 93 F FF 93 1 SAFE B CU 81 S CH 84 F CH 87 B FF 95 F CU 79 F CH 85 3-2 F CU 79 1 SAFE F CU 83 F FF 94 F FF 93 X FF 96 (3 SF8, 2 1B) 1-2 1B		X SI 93 0-0 ② G3-1		C FF 92 X FF 93 0-1 (2 HR) 1-2 1B		4	1	2	0	1	1	2
2 Kelly Johnson, L (1, 7) OBP: 0.358, SLG: 0.570 5 Sam Fuld, L (9, 7) OBP: 0.244, SLG: 0.191	1 SAFE F FF 94 C CH 87 1 SAFE B FF 98 F CU 82 S CH 87 1-3 ② K	B FF 95 C CU 79 S CH 86 X CU 83 1-2 1-H 2-H HR		S FF 90 S SL 85 F SL 84 F CU 80 X FF 91 0-2 1-2 2-3 1B		B SI 94 B SI 93 X SI 92 2-0 (3 S) 2B		B CH 84 B CH 85 X FF 93 2-0 1-H 2-H HR		5 0	2 0	4 0	6 0	0 0	1 0	1 0
3 Evan Longoria, R (1, 5) OBP: 0.384, SLG: 0.557	C FF 99 B CU 84 C CH 85 F FF 99 S FF 99 1-3 ③ K 1-2	X FF 95 0-0 ③ G4-3		B SI 92 B FF 92 F FF 91 F FF 91 F SL 85 X FF 92 2-2 ② SF8 2-3 3-H		I IN 64 I IN 62 I IN 60 I IN 61 4-0 2-3 IBB		B FF 95 B FF 95 B SL 82 C FF 93 C FF 94 F FF 92 X FF 94 3-2 ② F9		3	0	0	1	1	1	1
21 James Loney, L (1, 3) OBP: 0.403, SLG: 0.500		C CU 76 B FF 93 B CH 82 B FF 94 F FF 92 B CU 81 4-2 (8 HBP, 30 BB, 28 SF9) BB B FF 93 C CH 83 S FF 95 1-3 ① K		F SL 84 X CU 77 0-1 ③ P4		B FF 92 B SI 91 C SI 92 F SI 92 X SI 93 2-2 ③ F7		B FF 93 B CH 84 B FF 95 B FF 94 4-0 BB		3	1	0	0	2	1	4
30 Luke Scott, L (1, 10) OBP: 0.369, SLG: 0.394		C FF 93 B SI 94 1 SAFE F CH 86 B FF 96 B FF 94 B FF 96 4-2 (28 SF9, 8 HBP, 11 1B) 1-2 BB B CU 79 B FF 94 B CU 76 F FF 92 C CH 81 F CU 83 F FF 95 S FF 94 3-3 ② K		C FF 90 S FF 91 S SL 86 0-3 ① K		C SI 92 C SL 81 S SL 83 0-3 ① K		F FF 92 B FF 93 F FF 92 D SL 83 B FF 92 F FF 91 F FC 92 X FF 92 3-2 ③ F7		4	1	0	0	1	3	1
8 Desmond Jennings, R (1, 8) OBP: 0.300, SLG: 0.396		B FF 96 L FF 95 H CU 80 2-1 (11 1B, 28 SF9, 18 E) HBP 1-2 2-3		C CU 80 B CU 82 C FF 96 X CU 84 1-2 (28 FC4) 1B C SI 91 B SL 85 B CH 85 F FF 89 B SL 84 F FF 90 B FF 90 4-2 (28 CS) BB		B FF 94 S FF 93 C SL 82 F FF 94 X SL 83 1-2 ② G6-3				2	1	1	0	1	0	0
28 José Molina, R (1, 2) OBP: 0.280, SLG: 0.349		C CU 79 X FF 95 0-1 ① SF9 1-2 2-3 3-H		1 SAFE C CU 78 1 SAFE X FF 94 0-1 ③ FC4 1-2f		D FF 90 S FF 91 1 SAFE 1 SAFE B SI 89 B FF 89 X FF 90 3-1 ② (11 FC5-4) 1-2 1B		S FF 94 X CU 77 0-1 ③ G1-3		3	0	1	1	0	0	1
11 Yunel Escobar, R (1, 6) OBP: 0.281, SLG: 0.354		X FF 97 0-0 (18 E, 2 HR) 2-3 3-H 1B		B CU 81 C CU 80 B FF 95 X FF 95 2-1 ① F9 B FF 90 X CH 85 1-0 ③ FC5-4 1-2f				B CU 80 F FF 92 B SL 81 F FF 94 X FF 95 2-2 ① G4-3		4	1	1	1	0	0	1
Inning Stats	R: 0 E: 0 K: 3 S: 12 H: 0 LOB: 1 BB: 1 P: 20	R: 6 E: 1 K: 1 S: 18 H: 2 LOB: 0 BB: 2 P: 29	R: 0 E: 0 K: 2 S: 14 H: 1 LOB: 1 BB: 0 P: 19	R: 1 E: 0 K: 0 S: 25 H: 3 LOB: 2 BB: 0 P: 32	R: 0 E: 0 K: 1 S: 9 H: 1 LOB: 1 BB: 1 P: 17	R: 0 E: 0 K: 1 S: 8 H: 1 LOB: 2 BB: 1 P: 16	R: 0 E: 0 K: 1 S: 9 H: 0 LOB: 0 BB: 0 P: 10	R: 3 E: 0 K: 0 S: 16 H: 2 LOB: 1 BB: 2 P: 34		1B: 7 2B: 1 3B: 0 HR: 2 SF: 2 SAC: 0 DP: 0 HBP: 1						

BOTTOM

Miami Marlins @ Tampa Bay Rays

Tropicana Field, St. Petersburg, FL

Mon May 27 2013, 3:14 PM - 6:51 PM EDT

Att. 13,025 - Dome - 72 F

livebaseballscorecards.com

AB	32
R	10
H	10
RBI	10
BB	7
SO	9
LOB	12

WP: 0 PB: 0 SB: 2 CS: 1 — PA: 42

PITCHER		IP	WLS	BF	H	R	ER	SO	BB	IBB	HBP	BLK	WP	HR	S	P	ERA	WHIP
16 José Fernández, R ERA: 3.78	(1, 1)	3.1	L	20	5	7	4	6	3	0	1	0	0	0	58	87	10.80	2.400
64 Duane Below, L ERA: 10.13	(4, 1)	1.2		7	2	0	0	1	1	0	0	0	0	0	20	30	0.00	1.800
43 Dan Jennings, L ERA:	(6, 1)	1.1		6	1	0	0	2	0	1	0	0	0	0	11	19	0.00	0.750
44 AJ Ramos, R ERA: 3.71	(7, 1)	1.2		9	2	3	3	0	2	0	0	0	0	1	22	41	16.20	2.400

PITCHER	IP	WLS	BF	H	R	ER	SO	BB	IBB	HBP	BLK	WP	HR	S	P	ERA	WHIP

Miami Marlins @ Tampa Bay Rays

Tropicana Field, St. Petersburg, FL

Tue May 28 2013, 7:13 PM - 10:38 PM EDT

Att. 13,876 - Dome - 72 F

TOP

livebaseballscorecards.com

Batter	1	2	3	4	5	6	7	8	9	AB	R	H	RBI	BB	SO	LOB
9 Juan Pierre, L (1, 10) OBP: 0.277, SLG: 0.273	C FF 88 B CH 79 X FF 89 1-1 ① F7		B FF 89 B FF 89 C FF 89 B FF 89 C FF 90 F FF 90 X FF 89 3-2 ② F9	B FF 88 D FF 88 C FF 88 F CH 79 B FF 89 X FF 89 3-2 ③ G3-1			C FC 88 X FC 88 0-1 ② G6-3		C SI 95 S SI 96 B SI 96 X CH 85 1-2 ② G3	5	0	0	0	0	0	1
30 Placido Polanco, R (1, 5) OBP: 0.291, SLG: 0.269	F FF 89 X FF 89 0-1 ② F9		C FF 89 B FF 89 X FF 89 1-1 51 3B 1B		C CU 72 F CH 77 F CU 75 B FF 88 F FF 89 X FF 89 1-2 ① F7		X SI 90 0-0 1B		B SI 95 C SI 95 F FF 96 B SI 96 B CH 86 S SI 96 3-3 ③ K	5	1	2	0	0	1	0
51 Derek Dietrich, L (1, 4) OBP: 0.304, SLG: 0.444	C FF 90 S CH 80 B FF 90 F CH 80 F FF 91 F FF 91 X CH 81 1-2 ③ G1-3		X FF 89 0-0 1-H 8 3B 3B		B FF 89 C CU 73 X FF 90 1-1 ② G4-3		B SI 90 B FC 88 1 SAFE X FC 89 2-0 ③ G5-3			4	1	1	1	0	0	1
48 Marcell Ozuna, R (1, 9) OBP: 0.362, SLG: 0.449		B CH 79 F FF 90 B FF 89 C CH 79 X FF 90 2-2 20 1B 2B	B CU 76 B CU 76 S CH 80 F CH 79 B CU 78 D CH 78 4-2 8 3B BB		B FF 89 B FF 90 C FF 89 X CH 79 2-1 ③ G6-3			C CU 77 S FF 90 F FS 80 B FS 82 X FS 81 1-2 29 WP 20 G5-3 29 1B 1B		3	3	2	0	1	0	0
8 Chris Coghlan, L (1, 7) OBP: 0.330, SLG: 0.417		B FF 90 C FF 89 B FF 91 S CH 81 S CH 79 2-3 ① K	1 SAFE 1 SAFE B CU 74 C FF 89 S FF 89 1 SAFE 1 SAFE B FF 89 D CU 78 3-2 X FF 89 1-H 3-H 3B			S CH 77 B FF 89 C FF 89 X CH 79 1-2 HR		1 SAFE C FS 80 X FS 80 0-1 ① F9		4	1	2	3	0	1	2
20 Justin Ruggiano, R (1, 8) OBP: 0.293, SLG: 0.406		X FF 91 0-0 3 S 2-H 1B	S CH 78 S CH 78 D CH 77 X FF 88 1-2 ③ G6-3			C FF 88 F CH 78 B CU 77 X FF 90 1-2 ① G5-3		B CU 77 D FS 81 F CU 77 S FF 90 F FF 90 F FS 81 D FS 82 1 SAFE X CU 77 3-2 ② G5-3 1-2		4	0	1	1	0	0	2
29 Greg Dobbs, L (1, 3) OBP: 0.292, SLG: 0.281		D SI 90 C FF 89 1 SAFE C FF 89 B FF 89 X FF 89 2-2 ② F9		B FF 88 X CH 78 1-0 6 G6-3 1B		C SI 90 B CU 76 X FC 88 1-1 ② G4-3		F CU 79 B FS 82 B FS 81 X CU 79 2-1 2-H 1B		4	0	2	1	0	0	1
3 Adeiny Hechavarría, R (1, 6) OBP: 0.247, SLG: 0.331		S CH 80 S CH 80 C FF 90 0-3 ③ K 1-2		C FF 88 B FF 88 X FF 89 1-1 ① L9		S SI 91 F CH 84 B CU 79 C CU 78 1-3 ③ K		S FF 90 S FF 90 B FF 90 F FF 90 X FS 81 1-2 ③ F9		4	0	0	0	0	2	3
6 Jeff Mathis, R (1, 2) OBP: 0.050, SLG: 0.100			C FF 88 C CU 75 B CU 77 F CH 79 B CH 81 F FF 90 B CU 75 S FF 90 3-3 ① K	1 SAFE B FF 88 B FF 89 B FF 89 C FF 88 F FF 88 X FF 89 3-2 ② G6-3 1-2			C FC 88 B CU 78 B FC 88 X SI 89 2-1 ① G6-3		B CH 83 C SI 93 C SI 95 B CH 84 X CH 84 2-2 ① G4-3	4	0	0	0	0	1	1
Inning Stats	R: 0 E: 0 K: 0 S: 10 H: 0 LOB: 0 BB: 0 P: 12	R: 1 E: 0 K: 2 S: 13 H: 2 LOB: 1 BB: 0 P: 19	R: 3 E: 0 K: 1 S: 20 H: 3 LOB: 1 BB: 1 P: 35	R: 0 E: 0 K: 0 S: 9 H: 1 LOB: 1 BB: 0 P: 17	R: 0 E: 0 K: 0 S: 9 H: 0 LOB: 0 BB: 0 P: 13	R: 1 E: 0 K: 1 S: 11 H: 1 LOB: 0 BB: 0 P: 15	R: 0 E: 0 K: 0 S: 6 H: 1 LOB: 1 BB: 0 P: 10	R: 1 E: 0 K: 0 S: 17 H: 2 LOB: 1 BB: 0 P: 24	R: 0 E: 0 K: 1 S: 9 H: 0 LOB: 0 BB: 0 P: 15	1B: 6 2B: 1 3B: 2 HR: 1 SF: 0 SAC: 0 DP: 0 HBP: 0						

	AB	37
	R	6
	H	10
	RBI	6
	BB	1
	SO	5
	LOB	11

WP: 1 PA: 38
PB: 0
SB: 1
CS: 0

PITCHER		IP	WLS	BF	H	R	ER	SO	BB	IBB	HBP	BLK	WP	HR	S	P	ERA	WHIP
58 Jeremy Hellickson, R ERA: 5.61	(1, 1)	5.1		24	7	5	5	3	1	0	0	0	0	1	67	104	8.44	1.500
35 Jamey Wright, R ERA: 3.68	(6, 1)	1.2		6	1	0	0	1	0	0	0	0	0	0	11	17	0.00	0.600
62 Joel Peralta, R ERA: 2.13	(8, 1)	1.0		5	2	1	1	0	0	0	0	0	1	0	17	24	9.00	2.000
56 Fernando Rodney, R ERA: 5.48	(9, 1)	1.0	W	3	0	0	0	1	0	0	0	0	0	0	9	15	0.00	0.000

PITCHER		IP	WLS	BF	H	R	ER	SO	BB	IBB	HBP	BLK	WP	HR	S	P	ERA	WHIP

BOTTOM

Miami Marlins @ Tampa Bay Rays

Tropicana Field, St. Petersburg, FL

Tue May 28 2013, 7:13 PM - 10:38 PM EDT

Att. 13,876 - Dome - 72 F

Batter	1	2	3	4	5	6	7	8	9	AB	R	H	RBI	BB	SO	LOB
18 Ben Zobrist, S (1, 4) (9, 9) OBP: 0.343, SLG: 0.366	X FF 86 0-0 F7 ①		B CU 71 B FF 89 X FF 88 2-0 2 2B 1-2 2-3 1B	C CU 72 F FF 88 X CU 72 0-2 L7 ③		B SI 92 C SL 80 B SL 81 X SL 81 2-1 P4 ③		I IN 74 I IN 80 I IN 82 I IN 79 4-0 19 FC6-4 IBB		4	0	1	0	1	0	2
20 Matt Joyce, L (1, 9) OBP: 0.348, SLG: 0.493 19 Ryan Roberts, R (8, PH) OBP: 0.286, SLG: 0.360 (9, 4)	B CU 72 C FF 86 X CU 72 1-1 P4 ②		B CU 72 B CH 83 B FF 90 C FF 89 X FF 90 3-1 SF7 ① 3-H		B CH 82 B CH 83 C FF 89 X FF 88 2-1 G3-1 ①		B SL 78 S FF 91 X SI 92 1-1 3 G5-4-3 1B	F FF 95 F SL 89 X SL 89 0-2 FC6-4 ③ 1-2f		3 1	0 0	1 0	1 0	0 0	0 0	0 3
2 Kelly Johnson, L (1, 7) OBP: 0.360, SLG: 0.571	B FF 88 C FF 87 B CH 82 B FF 88 C FF 88 F FF 89 F FF 89 S CH 84 3-3 K ③		B FF 90 B CH 83 B CH 83 S FF 89 X FF 90 3-1 1-3 2-H 2B		B FF 88 C CH 83 B FF 88 F FF 89 X CH 84 2-2 G4-3 ②		B SI 92 1 SAFE B SI 92 S SI 91 X SI 92 2-1 F7 ①		X FF 94 0-0 3 1B 8 1B 1B	5	1	2	1	0	1	1
3 Evan Longoria, R (1, 5) OBP: 0.380, SLG: 0.548		C FF 88 C SL 78 X SL 79 0-2 F9 ①	F SL 80 S SL 81 B SL 80 S SL 80 1-3 K ②		F FF 89 F FF 90 X SL 80 0-2 F9 ③		B SI 91 B FF 91 X SI 90 2-0 G5-4-3 ②③ 1-2f		B FF 93 B FF 94 S SL 87 F FF 94 X SL 89 2-2 8 1B 1-2 1B	5	0	1	0	0	1	3
21 James Loney, L (1, 3) OBP: 0.392, SLG: 0.485		C CU 71 B FF 88 C SI 88 B CU 73 X CH 84 2-2 F9 ②	X CU 73 0-0 F7 ③			B FF 88 C FF 88 X CH 84 1-1 L8 ①		F FF 94 C SL 88 X SL 90 0-2 G4-3 ①	L FF 94 F SL 90 X SL 88 0-2 F7 ①	5	0	0	0	0	0	4
30 Luke Scott, L (1, 10) OBP: 0.382, SLG: 0.423		F FF 88 B FF 89 X CU 74 1-1 8 FC6-4 1B		F FF 88 S CH 83 C SI 89 0-3 K ①		B CU 73 F FF 89 F FF 89 B SL 80 B CH 84 X FF 90 3-2 59 2B 2B		C SL 84 X SL 88 0-1 8 1B 11 1B 1B	X FF 94 0-0 F7 ②	5	2	3	0	0	1	2
8 Desmond Jennings, R (1, 8) OBP: 0.311, SLG: 0.408		B FF 89 S SL 79 C FF 88 F FF 89 F SL 80 F FF 88 X FF 89 1-2 FC6-4 ③ 1-2f		C SL 79 B SL 78 X FF 88 1-1 11 2B 2B		B SL 78 B SI 91 B SI 90 B SI 91 4-0 59 2B BB		X FF 94 0-0 11 1B 1-2 1B	C SI 95 X SI 95 0-1 1-2 2-H 1B	4	2	3	1	1	0	1
59 Jose Lobaton, S (1, 2) OBP: 0.319, SLG: 0.384 1 Sean Rodríguez, R (8, PH) OBP: 0.348, SLG: 0.443 28 José Molina, R (9, 2) OBP: 0.280, SLG: 0.349			C FF 87 B FF 88 F FF 88 B FF 89 X FF 90 2-2 18 1B 11 1B 20 SF7 1B	C CU 72 S CU 72 B SL 78 B SI 88 F FF 89 D CU 73 T FF 90 3-2 K ②		B SI 92 X SI 91 1-0 1-H 2-H 2B		F FF 94 F SL 87 B FF 95 F SL 89 C SL 89 1-3 K ②		3 1 0	1 0 0	2 0 0	2 0 0	0 1 0	1 2 0	1 2 0
11 Yunel Escobar, R (1, 6) OBP: 0.291, SLG: 0.370			C FF 90 X FF 89 0-1 18 1B 1-2 2 2B 1B	X FF 88 0-0 2-H 2B		C SL 81 B SL 82 F SI 92 F SL 81 X SL 80 1-2 L8 ②		C SL 88 S SL 89 X FF 94 0-2 1-3 2-H 1B		4	1	3	2	0	0	1

livebaseballscorecards.com

AB	40
R	7
H	16
RBI	7
BB	2
SO	5
LOB	20

Inning Stats	1	2	3	4	5	6	7	8	9	1B: 11	SF: 1	WP: 0	PA: 43
	R: 0 E: 0 K: 1 S: 8 H: 0 LOB: 0 BB: 0 P: 12	R: 0 E: 0 K: 0 S: 14 H: 1 LOB: 1 BB: 0 P: 18	R: 2 E: 0 K: 1 S: 14 H: 4 LOB: 2 BB: 0 P: 25	R: 1 E: 0 K: 2 S: 13 H: 2 LOB: 1 BB: 0 P: 17	R: 0 E: 0 K: 0 S: 8 H: 0 LOB: 0 BB: 0 P: 12	R: 2 E: 0 K: 0 S: 12 H: 2 LOB: 1 BB: 1 P: 24	R: 0 E: 0 K: 0 S: 5 H: 1 LOB: 0 BB: 0 P: 10	R: 1 E: 0 K: 1 S: 16 H: 3 LOB: 3 BB: 1 P: 21	R: 1 E: 0 K: 0 S: 10 H: 3 LOB: 2 BB: 0 P: 12	2B: 5 3B: 0 HR: 0	SAC: 0 DP: 1 HBP: 0	PB: 0 SB: 0 CS: 0	

PITCHER		IP	WLS	BF	H	R	ER	SO	BB	IBB	HBP	BLK	WP	HR	S	P	ERA	WHIP
45 Kevin Slowey, R ERA: 3.59	(1, 1)	5.1		24	8	4	4	4	0	0	0	0	0	0	62	93	6.75	1.500
58 Ryan Webb, R ERA: 2.96	(6, 1)	0.2	B	4	1	1	1	0	1	0	0	0	0	0	7	15	13.50	3.000
43 Dan Jennings, L ERA:	(7, 1)	1.0		3	1	0	0	0	0	0	0	0	0	0	5	10	0.00	1.000
40 Mike Dunn, L ERA: 2.38	(8, 1)	1.2	L	11	5	2	2	1	0	1	0	0	0	0	24	31	10.80	3.000
50 Chad Qualls, R ERA: 3.05	(9, 1)	0.0		1	1	0	0	0	0	0	0	0	0	0	2	2	∞	∞

PITCHER	IP	WLS	BF	H	R	ER	SO	BB	IBB	HBP	BLK	WP	HR	S	P	ERA	WHIP

Batter	1	2	3	4	5	6	7	8	9	AB	R	H	RBI	BB	SO	LOB
18 Ben Zobrist, S (1, 4) OBP: 0.341, SLG: 0.363	B FF 94 F FF 93 B KC 82 X FF 94 2-1 20 2B 2 1B 1B		B KC 80 C KC 80 B CH 86 C FF 94 X KC 83 2-2 ① F8			X FF 93 0-0 ① L7		C KC 79 X CH 86 0-1 ② F7		4	1	1	0	0	0	0
20 Matt Joyce, L (1, 9) OBP: 0.346, SLG: 0.493	F FF 93 B FF 95 X FF 93 1-1 2 1B 3 G5-4-3 1-3 2B		B CH 87 B CH 86 S SL 90 C KC 81 X KC 83 2-2 ② G5-3			B CH 85 X FF 92 1-0 ② F7		F FF 94 S CH 86 B FF 93 B KC 83 S CH 86 2-3 ③ K		4	1	1	0	0	1	0
2 Kelly Johnson, L (1, 7) OBP: 0.357, SLG: 0.563 5 Sam Fuld, L (9, 7) OBP: 0.244, SLG: 0.191	X FF 94 0-0 3 G5-4-3 2-3 3-H 1B		B FF 93 B CH 87 X CH 86 2-0 ③ G1-3			C CH 85 X FF 94 0-1 ③ F7			B SI 92 S SL 82 X SI 92 1-1 ① G6-3	4 0	0 0	1 0	1 0	0 0	0 0	0 0
3 Evan Longoria, R (1, 5) OBP: 0.373, SLG: 0.537	1 SAFE C KC 80 F SI 95 F KC 82 B KC 82 F FF 95 X KC 83 1-2 ① ② G5-4-3 1-2f 3-H			B FF 93 X FF 94 1-0 ① F9			C FF 92 B FF 94 C KC 80 B FF 94 X KC 81 2-2 ① F8		B SL 83 F SI 94 F SL 82 B SI 93 F SL 83 F SI 92 B SL 84 X SI 93 3-2 ② F9	4	0	0	0	0	0	1
21 James Loney, L (1, 3) OBP: 0.389, SLG: 0.485	B FF 94 C KC 80 B CH 87 X FF 94 2-1 ③ G4-3			B FF 94 C KC 80 B CH 88 F FF 90 F KC 83 X KC 80 2-2 ② G4-3			C CH 86 X SL 89 0-1 8 1B 11 SF8 2B		B SL 83 B SL 83 X SI 90 2-0 ③ F7	4	1	1	0	0	0	0
8 Desmond Jennings, R (1, 8) OBP: 0.321, SLG: 0.415		X SI 93 0-0 11 G6-3 1B		S CH 86 B SI 94 B KC 80 B KC 81 F FF 92 B KC 82 4-2 11 CS BB			L KC 78 F SL 87 D KC 82 X KC 81 1-2 2-3 1B			2	0	2	0	1	0	0
11 Yunel Escobar, R (1, 6) OBP: 0.287, SLG: 0.366		B KC 80 C KC 80 1 SAFE 1 SAFE 1 SAFE S SL 90 X KC 82 1-2 ① ② G6-3 1-2		D KC 82 1 SAFE 1 SAFE B FF 94 2-0 ③ CS 1-2	F FF 94 F SL 88 B FF 94 B KC 83 C KC 81 2-3 ① K		B FF 94 X KC 79 1-0 ② SF8 3-H			2	0	0	1	0	1	1
28 José Molina, R (1, 2) OBP: 0.281, SLG: 0.348		B SI 95 X FF 93 1-0 1B			B FF 94 X SL 89 1-0 ② G4-3		X FF 92 0-0 ③ L8			3	0	1	0	0	0	1
40 Roberto Hernandez, R (1, 1) 56 Fernando Rodney, R (9, 1)		C FF 94 X FF 93 0-1 ③ G6-3			B FF 92 C FF 92 B SL 89 S FF 92 S KC 81 2-3 ③ K			C FF 90 F SI 93 C KC 82 0-3 ① K		3 0	0 0	0 0	0 0	0 0	2 0	1 0
Inning Stats	R: 2 E: 0 K: 0 S: 12 H: 3 LOB: 0 BB: 0 P: 18	R: 0 E: 0 K: 0 S: 7 H: 2 LOB: 1 BB: 0 P: 9	R: 0 E: 0 K: 0 S: 7 H: 0 LOB: 0 BB: 0 P: 13	R: 0 E: 0 K: 0 S: 7 H: 0 LOB: 0 BB: 1 P: 16	R: 0 E: 0 K: 2 S: 7 H: 0 LOB: 0 BB: 0 P: 12	R: 0 E: 0 K: 0 S: 4 H: 0 LOB: 0 BB: 0 P: 5	R: 1 E: 0 K: 0 S: 10 H: 2 LOB: 1 BB: 0 P: 14	R: 0 E: 0 K: 2 S: 8 H: 0 LOB: 0 BB: 0 P: 10	R: 0 E: 0 K: 0 S: 8 H: 0 LOB: 0 BB: 0 P: 14	1B: 5 2B: 2 3B: 0 HR: 0 SF: 1 SAC: 0 DP: 1 HBP: 0						

TOP

Tampa Bay Rays @ Miami Marlins

Marlins Park, Miami, FL

Wed May 29 2013, 7:14 PM - 9:26 PM EDT

Att. 16,671 - Roof Closed - 74 F

livebaseballscorecards.com

AB	30
R	3
H	7
RBI	2
BB	1
SO	4
LOB	4

PITCHER		IP	WLS	BF	H	R	ER	SO	BB	IBB	HBP	BLK	WP	HR	S	P	ERA	WHIP
34 Tom Koehler, R ERA: 3.22	(1, 1)	8.0	L	29	7	3	3	4	1	0	0	0	0	0	62	97	3.38	1.000
31 Steve Cishek, R ERA: 4.64	(9, 1)	1.0		3	0	0	0	0	0	0	0	0	0	0	8	14	0.00	0.000

PITCHER	IP	WLS	BF	H	R	ER	SO	BB	IBB	HBP	BLK	WP	HR	S	P	ERA	WHIP

Batter	1	2	3	4	5	6	7	8	9	AB	R	H	RBI	BB	SO	LOB
8 Chris Coghlan, L (1, 7) OBP: 0.327, SLG: 0.420	B FF 90 X SI 92 1-0 30 E 2B		C SI 92 B SL 85 X SL 83 1-1 ③ L8			X CH 86 0-0 ② F9			B SI 92 B SI 93 C SI 92 X SI 92 2-1 ② G3-1	4	1	1	0	0	0	0
30 Placido Polanco, R (1, 5) OBP: 0.290, SLG: 0.269	X SI 91 0-0 ① L9 2-H			C SI 92 B SL 85 C SL 85 X SI 93 1-2 ① G1-3		B SI 93 S SL 86 X SI 93 1-1 ③ G5-3			C SI 92 X CH 85 0-1 1B	4	0	1	0	0	0	0
51 Derek Dietrich, L (1, 4) OBP: 0.288, SLG: 0.418	C SL 84 B CH 83 X CH 85 1-1 ② G4-3			X SL 84 0-0 ② F9			S SI 92 X SI 93 0-1 ① G4-3		B CH 83 X SI 96 1-0 ③ L9	4	0	0	0	0	0	1
48 Marcell Ozuna, R (1, 9) OBP: 0.361, SLG: 0.446	C SI 93 B CH 85 F CH 85 B SI 93 S SI 93 2-3 ③ K			S SI 93 B SI 93 C SL 85 B SI 93 F CH 85 F SI 92 F SL 84 F CH 86 X CH 87 2-2 20 S 1B			C SL 83 C SL 83 B SL 84 F CH 85 X SI 93 1-2 ② G5-3			3	0	1	0	0	1	0
20 Justin Ruggiano, R (1, 8) OBP: 0.288, SLG: 0.399		C SL 84 B CH 85 C SL 85 B SL 85 B SI 92 C SI 92 3-3 ① K		F SL 83 D CH 84 F CH 84 X SI 93 1-2 ③ G5-3 1-2			X CH 87 0-0 ③ G5-3			3	0	0	0	0	1	1
29 Greg Dobbs, L (1, 3) OBP: 0.287, SLG: 0.276		C SI 92 B SL 82 B SL 82 X CH 86 2-1 ② F9			X SI 92 0-0 ① G6-3			B SI 92 F SI 92 C SI 92 S SI 92 1-3 ① K		3	0	0	0	0	1	0
3 Adeiny Hechavarría, R (1, 6) OBP: 0.242, SLG: 0.324		C SI 93 F SI 93 B SI 94 C SL 86 1-3 ③ K			X SI 93 0-0 ② G6-3			C SL 84 S CH 85 B CH 85 X SI 93 1-2 ② G1-3		3	0	0	0	0	1	0
19 Rob Brantly, L (1, 2) OBP: 0.291, SLG: 0.289			B SI 93 X SI 92 1-0 ① F7		C SI 92 B SI 93 S SL 86 S CH 85 1-3 ③ K			C CH 86 X SI 92 0-1 ③ L9		3	0	0	0	0	1	0
34 Tom Koehler, R (1, 1) 31 Steve Cishek, R (9, 1) 9 Juan Pierre, L (9, PH) OBP: 0.276, SLG: 0.272			B SI 93 C SI 91 F SI 93 B SI 93 X SI 92 2-2 ② G3-1			C SI 92 F SI 92 X SL 83 0-2 ① L4			C SI 92 X SI 93 0-1 ① F7	2 0 1	0 0 0	0 0 0	0 0 0	0 0 0	0 0 0	0 0 0
Inning Stats	R: 1 E: 1 K: 1 S: 7 H: 1 LOB: 0 BB: 0 P: 11	R: 0 E: 0 K: 2 S: 8 H: 0 LOB: 0 BB: 0 P: 14	R: 0 E: 0 K: 0 S: 6 H: 0 LOB: 0 BB: 0 P: 10	R: 0 E: 0 K: 0 S: 14 H: 1 LOB: 1 BB: 0 P: 18	R: 0 E: 0 K: 1 S: 5 H: 0 LOB: 0 BB: 0 P: 6	R: 0 E: 0 K: 0 S: 6 H: 0 LOB: 0 BB: 0 P: 7	R: 0 E: 0 K: 0 S: 7 H: 0 LOB: 0 BB: 0 P: 8	R: 0 E: 0 K: 1 S: 8 H: 0 LOB: 0 BB: 0 P: 10	R: 0 E: 0 K: 0 S: 7 H: 1 LOB: 1 BB: 0 P: 10	1B: 2 2B: 1 3B: 0 HR: 0 SF: 0 SAC: 0 DP: 0 HBP: 0						

PITCHER	IP	WLS	BF	H	R	ER	SO	BB	IBB	HBP	BLK	WP	HR	S	P	ERA	WHIP
40 Roberto Hernandez, R (1, 1) ERA: 4.87	8.2	W	29	3	1	0	5	0	0	0	0	0	0	67	92	0.00	0.346
56 Fernando Rodney, R (9, 1) ERA: 5.4	0.1	S	1	0	0	0	0	0	0	0	0	0	0	1	2	0.00	0.000

PITCHER	IP	WLS	BF	H	R	ER	SO	BB	IBB	HBP	BLK	WP	HR	S	P	ERA	WHIP

BOTTOM

Tampa Bay Rays @ Miami Marlins

Marlins Park, Miami, FL

Wed May 29 2013, 7:14 PM - 9:26 PM EDT

Att. 16,671 - Roof Closed - 74 F

livebaseballscorecards.com

AB	30
R	1
H	3
RBI	0
BB	0
SO	5
LOB	2

MIAMI

Tampa Bay Rays @ Miami Marlins

Marlins Park, Miami, FL

Thu May 30 2013, 7:12 PM - 10:49 PM EDT

Att. 23,199 - Roof Closed - 76 F

TOP

livebaseballscorecards.com

Batter	1	2	3	4	5	6	7	8	9	AB	R	H	RBI	BB	SO	LOB
18 Ben Zobrist, S (1, 4) OBP: 0.347, SLG: 0.368	B FF 89 X SI 90 1-0 ① P6		B FS 80 B FS 79 C FF 90 B SL 82 B SI 92 4-1 1-2 BB			B CU 72 B FS 80 B SI 91 B FF 90 4-0 ① 20 HR BB	B FF 91 B FF 91 F FF 90 F FF 92 C SL 80 2-3 ③ K		X FF 95 0-0 19 G6-3 1-H 2-H 2B	3	1	1	2	2	1	2
20 Matt Joyce, L (1, 9) OBP: 0.348, SLG: 0.507	B FF 90 B SL 78 B FF 91 C SI 90 F FF 89 S SL 81 3-3 ② K		B FS 80 C CU 74 F CU 75 X FS 80 1-2 ③ F7			D SL 84 1 SAFE X SI 89 1-0 ① 1-H HR		B CH 85 B FF 94 B FF 93 B FF 95 4-0 8 BB 2 S BB	L SL 87 B SL 89 B FF 93 L FF 95 X SL 88 2-2 ① F7	4	1	1	2	1	1	3
2 Kelly Johnson, L (1, 7) OBP: 0.349, SLG: 0.548 62 Joel Peralta, R (8, 1) 52 Josh Lueke, R (8, 1) 19 Ryan Roberts, R (9, PH) OBP: 0.283, SLG: 0.357 56 Fernando Rodney, R (9, 1)	B SI 91 C FS 80 B SI 91 C SL 82 B CU 74 X SL 82 3-2 ③ G1-3			B SI 88 C FS 80 F FF 90 X FF 92 1-2 ① G6-3		B FF 91 B CU 73 F FF 92 X FF 92 2-1 ② G4-3		F FF 93 1 SAFE B CH 86 1 SAFE C FF 93 S SL 82 1-3 ① K 1-2	B SL 84 C SL 84 X SI 95 1-1 ② G6-3 2-3	4 0 0 1 0	0 0 0 0 0	0 0 0 0 0	0 0 0 0 0	1 0 0 0 0	0 0 0 0 0	1 0 0 1 0
3 Evan Longoria, R (1, 5) OBP: 0.370, SLG: 0.529		C SL 78 X FF 88 0-1 ① G6-3		X SI 91 0-0 21 G4-6-3 1B		B CU 75 B SL 82 B FF 92 X FF 91 3-0 ③ F9		C FF 95 S SL 83 D SL 84 S FF 95 1-3 ② K	C SL 85 C SI 95 B SL 90 F SI 95 S SL 87 1-3 ③ K	5	0	1	0	0	2	2
21 James Loney, L (1, 3) OBP: 0.392, SLG: 0.500		B FF 88 C CU 71 F SL 81 C SI 91 1-3 ② K		C FF 90 F SI 91 B FF 90 X FS 80 1-2 ② ③ G4-6-3 1-2f			B CU 72 C CU 73 X FF 90 1-1 HR	I IN 72 I IN 72 I IN 70 I IN 70 4-0 8 BB IBB		3	1	1	1	1	1	1
8 Desmond Jennings, R (1, 8) OBP: 0.324, SLG: 0.418		C SL 81 X CU 74 0-1 ③ F9			C SL 80 B SI 90 X SI 89 1-1 ① G1-3		F FF 89 B SL 80 F SL 81 B FF 91 B SL 80 X FF 90 3-2 11 G4-3 2B	C SL 82 B FF 94 B SL 82 B SL 81 S FF 93 B FF 93 4-2 1-2 2-3 BB		3	0	1	0	1	0	0
11 Yunel Escobar, R (1, 6) OBP: 0.286, SLG: 0.359			B FF 89 B SL 82 B SL 82 B FF 89 4-0 18 BB BB		C SL 81 B CU 74 X SL 80 1-1 ② G2-3		X SI 91 0-0 ① G4-3 2-3	B FF 94 B FF 93 X FF 93 2-0 ③ F8		3	0	0	0	1	0	4
28 José Molina, R (1, 2) OBP: 0.280, SLG: 0.344			X SI 90 0-0 ① F7		C FF 91 S CU 76 C FF 92 0-3 ③ K		C SL 84 F SL 82 F FF 93 S SL 83 0-3 ② K		F FF 94 X FF 94 0-1 5 BB 18 2B 1B	4	1	1	0	0	2	2
37 Alex Colomé, R (1, 1) 57 Jake McGee, L (6, 1) 30 Luke Scott, L (7, PH) OBP: 0.389, SLG: 0.423 35 Jamey Wright, R (7, 1) 5 Sam Fuld, L (8, 7) OBP: 0.253, SLG: 0.191			S FF 90 S SL 81 1 SAFE S SL 82 0-3 ② K			C SL 80 B FF 92 S SL 81 F SL 80 X SL 81 1-2 ① G6-3	B SI 93 C CU 76 S SL 84 B FF 93 B SL 83 F SI 93 B CU 74 4-2 BB		B SI 94 M FF 94 B SL 87 F FF 93 B SL 88 B FF 94 4-2 1-2 18 2B BB	2 0 0 0 0	0 0 0 0 1	0 0 0 0 0	0 0 0 0 0	1 0 0 0 0	0 0 0 0 0	1 0 0 0 0
Inning Stats	R: 0 E: 0 K: 1 S: 7 H: 0 LOB: 0 BB: 0 P: 14	R: 0 E: 0 K: 1 S: 7 H: 0 LOB: 0 BB: 0 P: 8	R: 0 E: 0 K: 1 S: 8 H: 0 LOB: 2 BB: 2 P: 17	R: 0 E: 0 K: 0 S: 7 H: 1 LOB: 0 BB: 0 P: 9	R: 0 E: 0 K: 1 S: 7 H: 0 LOB: 0 BB: 0 P: 9	R: 2 E: 0 K: 0 S: 8 H: 1 LOB: 0 BB: 1 P: 19	R: 1 E: 0 K: 2 S: 16 H: 2 LOB: 2 BB: 1 P: 26	R: 0 E: 0 K: 2 S: 9 H: 0 LOB: 3 BB: 3 P: 25	R: 2 E: 0 K: 1 S: 14 H: 2 LOB: 1 BB: 1 P: 22	1B: 2 2B: 2 3B: 0 HR: 2 SF: 0 SAC: 0 DP: 1 HBP: 0	WP: 0 PB: 0 SB: 1 CS: 0 PA: 40					

	AB	32
	R	5
	H	6
	RBI	5
	BB	8
	SO	9
	LOB	17

PITCHER		IP	WLS	BF	H	R	ER	SO	BB	IBB	HBP	BLK	WP	HR	S	P	ERA	WHIP
47 Ricky Nolasco, R ERA: 3.69	(1, 1)	6.2	L	27	4	3	3	5	4	0	0	0	0	2	57	97	4.05	1.200
43 Dan Jennings, L ERA:	(7, 1)	0.1		1	0	0	0	1	0	0	0	0	0	0	3	5	0.00	0.000
44 AJ Ramos, R ERA: 3.58	(8, 1)	1.0		6	0	0	0	2	2	1	0	0	0	0	9	25	0.00	2.000
40 Mike Dunn, L ERA: 3.13	(9, 1)	0.1		4	2	2	2	0	1	0	0	0	0	0	8	14	54.00	9.000
50 Chad Qualls, R ERA: 2.95	(9, 1)	0.2		2	0	0	0	1	0	0	0	0	0	0	6	8	0.00	0.000

PITCHER		IP	WLS	BF	H	R	ER	SO	BB	IBB	HBP	BLK	WP	HR	S	P	ERA	WHIP

Tampa Bay Rays @ Miami Marlins

Marlins Park, Miami, FL

Thu May 30 2013, 7:12 PM - 10:49 PM EDT

Att. 23,199 - Roof Closed - 76 F

livebaseballscorecards.com

BOTTOM

Batter	1	2	3	4	5	6	7	8	9	AB	R	H	RBI	BB	SO	LOB
8 Chris Coghlan, L (1, 7) OBP: 0.322, SLG: 0.410	C FF 95 B SI 95 S CH 86 B CH 88 B FF 96 C FF 95 3-3 K ①	B FF 95 L CH 86 S FF 95 F CH 88 S CH 87 1-3 K ③			X CH 84 0-0 30 G5-4-3 2-3 1B		B FC 88 B SI 90 F FC 88 B FC 88 X FC 88 3-1 F7 ③ 1-2		C SI 96 S CH 83 B CH 84 B SI 96 X CH 84 2-2 G3-1 ②	5	0	1	0	0	2	2
30 Placido Polanco, R (1, 5) OBP: 0.293, SLG: 0.265	B SI 94 B FF 95 B FF 94 B FF 94 4-0 48 1B 51 BB 20 PB BB		C FF 94 S FC 88 S CH 89 0-3 K2-3 ①		F CH 84 S CH 87 X CH 87 0-2 G5-4-3 ②③ 1-2f			B CU 77 B FF 91 B FF 90 C FF 90 B FF 91 4-1 29 E 20 BB 21 BB BB	C SI 96 B SI 98 B SI 95 X SI 96 2-1 G3-1 ③	3	2	0	0	2	1	2
51 Derek Dietrich, L (1, 4) OBP: 0.299, SLG: 0.414	B FF 95 S CH 84 B FF 94 B FF 95 C FF 94 F CH 84 B CH 85 4-2 20 PB 48 1B 1-2 BB		S FC 87 B CH 88 C FC 86 X CH 88 1-2 F8 ②			B FF 94 B CH 83 C FF 94 S FF 94 B FF 94 X CH 85 3-2 20 G5-3 1B		C CU 78 B CU 78 S FF 91 F FF 91 X FS 82 1-2 F8 ①		3	0	1	0	1	0	1
48 Marcell Ozuna, R (1, 9) OBP: 0.357, SLG: 0.438	X FF 96 0-0 20 PB 1-2 2-3 1B		S FC 89 B FF 97 S CH 89 F FF 97 B FC 88 X FC 88 2-2 F7 ③			1 SAFE F CH 85 B CH 86 B CH 83 F CH 84 X FF 95 2-2 F7 ①		C FS 80 B FF 91 S FF 90 F FF 91 S FS 82 1-3 K ②		4	0	1	0	0	1	2
20 Justin Ruggiano, R (1, 8) OBP: 0.287, SLG: 0.392	S CH 86 T CH 88 S CH 89 0-3 K 1-2 2-3 3-H ②			B FC 86 B FF 95 B FF 95 C FF 95 F FF 95 X CH 87 3-2 G5-3 ①		S CH 87 B FF 95 X CH 85 1-1 G5-3 ② 1-2		B FS 79 D CU 79 F CU 78 B FF 90 B FS 81 4-1 21 BB 29 E 1-2 BB		3	0	0	0	1	1	3
29 Greg Dobbs, L (1, 3) OBP: 0.280, SLG: 0.269	B FF 96 B FF 95 C CH 88 S CH 87 X FC 89 2-2 G4-3 ③			B FC 86 F FF 95 B CH 85 F FF 95 F FF 96 F FC 88 S CH 89 2-3 K ②		X FF 94 0-0 G4-3 ③		B FS 82 B FF 91 C CU 79 F CU 79 X FS 81 2-2 E3 21 BB 1-2 2-3		4	0	0	0	0	1	5
3 Adeiny Hechavarría, R (1, 6) OBP: 0.237, SLG: 0.317 21 Miguel Olivo, R (8, PH) OBP: 0.239, SLG: 0.354 40 Mike Dunn, L (9, 1) 50 Chad Qualls, R (9, 1)		X FF 95 0-0 G6-3 ①		B FF 95 S FC 87 F FF 95 F FF 96 B CH 87 S CH 87 2-3 K ③			B SI 91 C SI 90 B CU 78 X SI 91 2-1 G4-3 ①	C SL 81 B SL 84 S SL 82 B SL 83 B FF 97 B FF 97 4-2 1-2 2-3 3-H BB		3 0 0 0	0 0 0 0	0 0 0 0	0 1 0 0	1 1 0 0	0 0 0 0	0 0 0 0
19 Rob Brantly, L (1, 2) OBP: 0.290, SLG: 0.288		C FF 95 B FC 88 B FF 95 S CH 88 X CH 88 2-2 1B			B FF 94 B FF 93 X FF 93 2-0 F9 ①		C FC 89 C CU 77 S CU 78 0-3 K ②	B FF 96 C FF 96 F FF 95 B FS 80 S FS 80 2-3 K ③		4	0	1	0	0	2	3
47 Ricky Nolasco, R (1, 1) OBP: 0.100, SLG: 0.150 43 Dan Jennings, L (7, 1) 54 Jordan Brown, L (7, PH) OBP: 0.286, SLG: 0.200 44 AJ Ramos, R (8, 1) 59 Ed Lucas, R (9, 6)		C FF 94 1 SAFE L FF 93 L CH 89 0-3 K ②			B FF 96 C FF 95 X FF 95 1-1 8 1B 2B		C FC 88 B CU 78 B FC 88 B FC 87 B SI 90 4-1 8 PB BB		B SI 93 C SI 92 S SI 96 X CH 83 1-2 G1-3 ①	2 0 0 0 1	0 0 0 0 0	1 0 0 0 0	0 0 1 0 0	0 0 0 0 0	1 0 0 0 0	1 0 0 0 0
Inning Stats	R: 1 H: 1 E: 0 LOB: 2 K: 2 BB: 2 S: 13 P: 26	R: 0 H: 1 E: 0 LOB: 1 K: 2 BB: 0 S: 11 P: 14	R: 0 H: 0 E: 0 LOB: 0 K: 1 BB: 0 S: 10 P: 13	R: 0 H: 0 K: 2 LOB: 0 S: 12 BB: 0 P: 19	R: 0 H: 2 E: 0 LOB: 1 K: 0 BB: 0 S: 7 P: 10	R: 0 H: 1 E: 0 LOB: 1 K: 0 BB: 0 S: 9 P: 15	R: 0 H: 0 E: 0 LOB: 1 K: 1 BB: 1 S: 8 P: 17	R: 1 H: 0 E: 1 LOB: 3 K: 2 BB: 3 S: 18 P: 36	R: 0 H: 0 E: 0 LOB: 0 K: 0 BB: 0 S: 8 P: 13	1B: 4 2B: 1 3B: 0 HR: 0	SF: 0 SAC: 0 DP: 1 HBP: 0			WP: 0 PB: 2 SB: 0 CS: 0	PA: 38		

	AB	32
	R	2
	H	5
	RBI	1
	BB	6
	SO	10
	LOB	19

MIAMI

PITCHER		IP	WLS	BF	H	R	ER	SO	BB	IBB	HBP	BLK	WP	HR	S	P	ERA	WHIP
37 Alex Colomé, R ERA:	(1, 1)	5.2	W	23	5	1	0	7	2	0	0	0	0	0	61	96	0.00	1.235
57 Jake McGee, L ERA: 6.64	(6, 1)	0.1	H	1	0	0	0	0	0	0	0	0	0	0	1	1	0.00	0.000
35 Jamey Wright, R ERA: 3.52	(7, 1)	1.0	H	4	0	0	0	1	1	0	0	0	0	0	8	17	0.00	1.000
62 Joel Peralta, R ERA: 2.08	(8, 1)	0.2	H	5	0	1	0	1	2	0	0	0	0	0	13	25	0.00	3.000
52 Josh Lueke, R ERA: 4.7	(8, 1)	0.1	H	2	0	0	0	1	1	0	0	0	0	0	5	11	0.00	3.000

PITCHER		IP	WLS	BF	H	R	ER	SO	BB	IBB	HBP	BLK	WP	HR	S	P	ERA	WHIP
56 Fernando Rodney, R ERA: 5.16	(9, 1)	1.0	S	3	0	0	0	0	0	0	0	0	0	0	8	13	0.00	0.000

Batter	1	2	3	4	5	6	7	8	9	AB	R	H	RBI	BB	SO	LOB
18 Ben Zobrist, S (1, 4) OBP: 0.348, SLG: 0.369	C SI 93 C SI 94 X SI 94 0-2 ① F9		C SI 91 B SI 91 D CH 83 F SI 91 S SL 85 2-3 ② K		X SI 91 0-0 ① G3		S SL 82 B SL 83 B FF 95 C FF 95 X FF 94 2-2 1B		B SI 90 F SI 90 X CU 73 1-1 5 1B 1-3 3-H 1B	5	0	2	1	0	1	1
20 Matt Joyce, L (1, 9) OBP: 0.345, SLG: 0.520 1 Sean Rodríguez, R (9, PH) OBP: 0.343, SLG: 0.435 (9, 7)	C SI 94 F SL 92 B FF 93 S SL 90 1-3 ② K		1 SAFE B SI 92 B SL 83 B SI 92 C SI 91 X SI 92 3-1 1-H HR		B SI 92 C CU 81 F SI 93 B CU 80 F FF 94 X CU 81 2-2 ② G5-3		C FF 94 1 SAFE D SL 83 B FF 94 1 SAFE B FF 93 F FF 94 X FF 93 3-2 ③ F9		B SI 89 C SI 89 C CU 74 S SI 90 1-3 ① K	4 1	1 0	1 0	2 0	0 0	1 1	1 2
2 Kelly Johnson, L (1, 7) OBP: 0.352, SLG: 0.541 5 Sam Fuld, L (8, 7) OBP: 0.263, SLG: 0.203 (9, 9)	B SI 94 F SL 91 F CH 85 S CU 84 1-3 ③ K		F SL 85 B SI 91 F SL 85 B SI 92 B SL 87 F SL 85 B SI 92 4-2 3 2B BB		B CU 81 B CU 79 B FF 92 B SI 92 4-0 BB			C FC 94 C CH 82 C FF 92 0-3 ① K	B SI 88 C FF 89 X CU 74 1-1 1-2 3-H 1B	2 1	1 0	0 1	0 1	2 0	2 0	0 0
3 Evan Longoria, R (1, 5) OBP: 0.366, SLG: 0.526		F SI 92 F SI 92 S CU 83 0-3 ① K	C SI 91 X SI 92 0-1 21 HR 1-H 2B		D CU 81 1 SAFE D SI 92 X SI 93 2-0 ③ G5-3			B FC 96 C CH 82 B SL 83 X FC 95 2-1 ② F8	C SI 90 S CU 74 F CU 74 B SI 90 C SI 89 1-3 ② K	5	1	1	1	0	2	3
21 James Loney, L (1, 3) OBP: 0.392, SLG: 0.531		C SI 93 X SI 95 0-1 ② F7	B SL 86 X FF 91 1-0 2-H HR			F FF 94 B SL 83 B SL 82 F FF 94 B FF 94 F FF 95 X FF 94 3-2 ① F8		B FC 95 C FC 95 B CH 82 X FC 95 2-1 HR	C SI 89 S CU 74 C CU 72 0-3 ③ K	5	2	2	3	0	1	2
30 Luke Scott, L (1, 10) OBP: 0.383, SLG: 0.405		B SI 92 C SI 92 B SI 93 B CH 84 B SI 93 4-1 BB	C SI 91 C SL 87 F SL 86 S SL 87 0-3 ③ K			F FF 95 S SL 84 B FF 94 B SL 83 B FF 94 C FF 94 3-3 ② K		X FC 95 0-0 ③ L7		3	0	0	0	1	2	0
8 Desmond Jennings, R (1, 8) OBP: 0.323, SLG: 0.415		B SI 92 T SI 93 X SL 90 1-1 ③ L4		F SI 92 C CU 81 F SI 92 F CU 80 X SI 93 0-2 ① G5-3		S FF 94 X FF 94 0-1 ③ F9			B SI 88 C SI 88 B CU 74 F FF 88 X CU 73 2-2 59 2B 11 1B 1B	4	1	1	0	0	0	1
59 Jose Lobaton, S (1, 2) OBP: 0.316, SLG: 0.389			B SI 90 X SI 91 1-0 ① G6-3	X SI 93 0-0 ② G3			B FF 93 B FF 94 X FF 94 2-0 ① G4-3		S SI 88 X SI 89 0-1 11 1B 18 1B 1-3 2B	4	1	1	0	0	0	0
11 Yunel Escobar, R (1, 6) OBP: 0.290, SLG: 0.363			C SI 91 F SL 86 X SL 86 0-2 20 HR 1B	X SI 93 0-0 ③ G4-3			B FF 94 F FF 94 B SL 83 X FF 94 2-1 ② F9		F SI 90 F SI 90 F SI 90 B CH 84 B CU 75 X SI 90 2-2 18 1B 5 1B 2-3 3-H 1B	4	2	2	1	0	0	0
Inning Stats	R: 0 E: 0 K: 2 S: 9 H: 0 LOB: 0 BB: 0 P: 11	R: 0 E: 0 K: 1 S: 8 H: 0 LOB: 1 BB: 1 P: 13	R: 5 E: 0 K: 2 S: 19 H: 4 LOB: 0 BB: 1 P: 30	R: 0 E: 0 K: 0 S: 7 H: 0 LOB: 0 BB: 0 P: 7	R: 0 E: 0 K: 0 S: 6 H: 0 LOB: 1 BB: 1 P: 14	R: 0 E: 0 K: 1 S: 9 H: 0 LOB: 0 BB: 0 P: 15	R: 0 E: 0 K: 0 S: 9 H: 1 LOB: 1 BB: 0 P: 18	R: 1 E: 0 K: 1 S: 8 H: 1 LOB: 0 BB: 0 P: 12	R: 3 E: 0 K: 3 S: 23 H: 5 LOB: 2 BB: 0 P: 31	1B: 6 2B: 2 3B: 0 HR: 3 SF: 0 SAC: 0 DP: 0 HBP: 0						

PITCHER	IP	WLS	BF	H	R	ER	SO	BB	IBB	HBP	BLK	WP	HR	S	P	ERA	WHIP
28 Corey Kluber, R (1, 1) ERA: 4.36	2.0		7	0	0	0	3	1	0	0	0	0	0	17	24	0.00	0.500
51 Scott Barnes, L (3, 1) ERA: 7.27	1.0	L	8	4	5	5	2	1	0	0	0	0	2	19	30	45.00	5.000
32 Matt Albers, R (4, 1) ERA: 3.26	2.0		7	0	0	0	0	1	0	0	0	0	0	13	21	0.00	0.500
50 Nick Hagadone, L (6, 1) ERA: 6.75	2.0		7	1	0	0	1	0	0	0	0	0	0	18	33	0.00	0.500
27 Bryan Shaw, R (8, 1) ERA: 3.42	1.0		4	1	1	1	1	0	0	0	0	0	1	8	12	9.00	1.000

PITCHER	IP	WLS	BF	H	R	ER	SO	BB	IBB	HBP	BLK	WP	HR	S	P	ERA	WHIP
53 Rich Hill, L (9, 1) ERA: 7.04	1.0		8	5	3	3	3	0	0	0	0	0	0	23	31	27.00	5.000

TOP

Tampa Bay Rays @ Cleveland Indians

Progressive Field, Cleveland, OH

Fri May 31 2013, 9:04 PM - 2:54 AM EDT

Att. 29,603 - Overcast - 70 F

livebaseballscorecards.com

AB	38
R	9
H	11
RBI	9
BB	3
SO	10
LOB	10

Tampa Bay Rays @ Cleveland Indians

Progressive Field, Cleveland, OH

Fri May 31 2013, 9:04 PM - 2:54 AM EDT

Att. 29,603 - Overcast - 70 F

livebaseballscorecards.com

BOTTOM

Batter	1	2	3	4	5	6	7	8	9	AB	R	H	RBI	BB	SO	LOB
24 Michael Bourn, L (1, 8) OBP: 0.356, SLG: 0.424	C FF 92 B SI 94 B FF 94 X FF 93 2-1 ① F7			C FC 88 B FC 89 C CU 78 F FC 89 B CU 79 T FC 89 2-2 ① K		B SL 77 B FF 93 B FF 94 B FF 93 4-0 4 CS BB		C FF 92 C FF 91 S SL 86 0-3 ③ K		3	0	0	0	1	2	1
4 Mike Aviles, R (1, 4) OBP: 0.291, SLG: 0.411	B FF 94 F FF 94 B KC 80 F FF 94 S CH 85 2-3 ② K			B SL 80 X FC 88 1-0 ② P4		1 SAFE B SL 78 C FF 92 S FS 79 1 SAFE B FS 78 F FS 78 B FS 80 S FS 78 3-3 ①② K 1-2			B CH 87 C CU 68 X CH 81 1-1 ① L7	4	0	0	0	0	2	1
13 Asdrúbal Cabrera, S (1, 6) OBP: 0.315, SLG: 0.427	B FF 93 X CH 86 1-0 ③ F9			B SI 91 B CH 84 C FC 89 F FC 90 B CU 80 F FC 88 F FC 88 T FC 88 3-2 ③ K		C SL 78 X FF 96 0-1 ③ P3			X SI 88 0-0 ② F8	4	0	0	0	0	1	0
33 Nick Swisher, S (1, 3) OBP: 0.361, SLG: 0.477		S SI 90 B FC 88 S FC 88 S CU 78 1-3 ① K			B CU 77 B FC 87 F FC 87 B SI 88 B FC 87 4-1 10 WP 12 1B 10 SF8 BB		B FF 91 F FF 92 S CU 70 C FF 91 1-3 ① K		B SI 89 F CH 82 X CH 82 1-1 ③ G5-3	3	1	0	0	1	2	0
12 Mark Reynolds, R (1, 5) OBP: 0.336, SLG: 0.505		B CU 76 X FC 88 1-0 ② G1-3			1 SAFE 1 SAFE C FC 90 X CU 78 0-1 10 WP 9 2B 1B 1-2		F FF 92 B FF 92 B CU 68 B FF 90 F FF 92 F FF 92 F FF 93 X CU 72 3-2 ② F7			3	1	1	0	0	0	0
41 Carlos Santana, S (1, 10) OBP: 0.390, SLG: 0.494		C SI 91 X CH 83 0-1 ③ L7			X FF 94 0-0 ① F9		B FF 91 B FF 91 C FF 93 X FF 91 2-1 ③ G4-3			3	0	0	0	0	0	2
10 Yan Gomes, R (1, 2) OBP: 0.320, SLG: 0.620			C FC 88 T SL 82 B CU 78 S CU 78 1-3 ① K2-3		D SL 81 C SL 80 B FF 96 B FF 96 X FF 95 3-1 ② SF8 1-2 2-H			F FF 90 B CH 83 X FF 92 1-1 ① P4		2	0	0	1	0	1	0
9 Ryan Raburn, R (1, 7) OBP: 0.361, SLG: 0.531			C SI 89 S FC 87 X CU 78 0-2 ② G5-3		S SL 81 B SL 82 S SL 80 X SL 80 1-2 2-H 2B			C CU 69 B FF 90 C CH 83 B CU 70 X FF 91 2-2 ② G5-3		3	0	1	1	0	0	0
11 Drew Stubbs, R (1, 9) OBP: 0.296, SLG: 0.365			B FC 87 X FC 87 1-0 ③ G1-3		C FF 95 X FS 80 0-1 ③ G6-3			F FF 91 C CH 83 B CU 70 F CH 82 B FF 92 B FF 92 B FF 92 4-2 BB		2	0	0	0	1	0	1
Inning Stats	R: 0 H: 0 E: 0 LOB: 0 K: 1 BB: 0 S: 6 P: 11	R: 0 H: 0 E: 0 LOB: 0 K: 1 BB: 0 S: 6 P: 8	R: 0 H: 0 E: 0 LOB: 0 K: 1 BB: 0 S: 7 P: 9	R: 0 H: 0 E: 0 LOB: 0 K: 2 BB: 0 S: 10 P: 16	R: 2 H: 2 E: 0 LOB: 1 K: 0 BB: 1 S: 11 P: 19	R: 0 H: 0 E: 0 LOB: 0 K: 1 BB: 1 S: 6 P: 13	R: 0 H: 0 E: 0 LOB: 0 K: 1 BB: 0 S: 10 P: 16	R: 0 H: 0 E: 0 LOB: 1 K: 1 BB: 1 S: 11 P: 18	R: 0 H: 0 E: 0 LOB: 0 K: 0 BB: 0 S: 5 P: 7	1B: 1 SF: 1 2B: 2 SAC: 0 3B: 0 DP: 1 HR: 0 HBP: 0						

	AB	27
	R	2
	H	2
	RBI	2
	BB	3
	SO	8
	LOB	5

	WP: 1	PA: 31
	PB: 0	
	SB: 0	
	CS: 1	

PITCHER		IP	WLS	BF	H	R	ER	SO	BB	IBB	HBP	BLK	WP	HR	S	P	ERA	WHIP
55 Matt Moore, L ERA: 2.18	(1, 1)	1.0		3	0	0	0	1	0	0	0	0	0	0	6	11	0.00	0.000
35 Jamey Wright, R ERA: 3.81	(2, 1)	3.0	W	11	1	2	2	4	1	0	0	0	0	0	26	40	6.00	0.667
52 Josh Lueke, R ERA: 3.72	(5, 1)	2.0		7	1	0	0	1	1	0	0	0	1	0	14	25	0.00	1.000
27 Cesár Ramos, L ERA: 4.43	(7, 1)	3.0	S	10	0	0	0	2	1	0	0	0	0	0	26	41	0.00	0.333

PITCHER		IP	WLS	BF	H	R	ER	SO	BB	IBB	HBP	BLK	WP	HR	S	P	ERA	WHIP

Tampa Bay Rays @ Cleveland Indians

Progressive Field, Cleveland, OH

Sat Jun 01 2013, 1:08 PM - 3:56 PM EDT

Att. 22,748 - Cloudy - 81 F

TOP

livebaseballscorecards.com

Batter	1	2	3	4	5	6	7	8	9	AB	R	H	RBI	BB	SO	LOB
20 Matt Joyce, L (1, 9) OBP: 0.343, SLG: 0.510	B FF 91 B FF 89 C FF 90 B FF 91 B FF 91 4-1 BB		B FS 81 S FS 83 B FF 87 F SI 92 C FS 84 2-3 ② K			D FS 80 F FF 92 S FS 84 F FS 85 X FF 92 1-2 ① F8		C FS 82 F SL 84 F FF 92 S FS 82 0-3 ③ K		3	0	0	0	1	2	1
2 Kelly Johnson, L (1, 7) OBP: 0.344, SLG: 0.528	C FF 93 1 SAFE F FS 84 1 SAFE X FF 92 0-2 ① F8		C SL 84 C FS 84 B FF 93 B FF 93 B FS 84 X SL 85 3-2 ③ F7			X SL 83 0-0 ② F9			F SI 92 S SL 79 B FF 92 S SL 81 1-3 ① K	4	0	0	0	0	1	2
3 Evan Longoria, R (1, 5) OBP: 0.360, SLG: 0.516	B FF 93 B SL 86 C FF 93 1 SAFE C FF 93 X FF 94 2-2 ② F9			C FS 83 X FF 90 0-1 ① F8		S FF 91 S FS 84 B FF 93 D C CU 77 2-3 ③ K			C FF 93 B FF 91 B FF 92 X FF 92 2-1 ② P4	4	0	0	0	0	1	2
21 James Loney, L (1, 3) OBP: 0.389, SLG: 0.522	C SL 86 X SI 93 0-1 ③ L7			C FS 80 F SL 84 X FF 92 0-2 ② G1-3			C FS 81 F FS 82 X FF 92 0-2 ① G4-3		B SL 80 C FF 92 F SL 80 F SL 80 B FF 92 F FF 92 F SL 82 B SL 78 B FF 92 4-2 8 DI BB	3	0	0	0	1	0	1
8 Desmond Jennings, R (1, 8) OBP: 0.322, SLG: 0.417		X SI 91 0-0 ① G5-3		B FF 90 C FF 90 B SL 80 F SI 92 X FS 83 2-2 ③ G6-3			B FS 83 C SL 81 B FS 83 F FF 91 F FF 94 X CU 77 2-2 2B			B FF 92 B FF 91 C FF 91 T FF 92 B FF 92 X FF 92 3-2 ③ F7 1-2	4	0	1	0	0	0	1
30 Luke Scott, L (1, 10) OBP: 0.381, SLG: 0.403		X FF 90 0-0 19 FC5-4 1B			B FS 85 B FS 82 F FF 91 F SI 92 F FF 92 S FS 85 2-3 ① K		F SI 92 S FS 83 B FF 92 D FS 81 T SI 93 2-2 ② K			3	0	1	0	0	2	1
19 Ryan Roberts, R (1, 4) OBP: 0.276, SLG: 0.348		B SL 85 X SI 92 1-0 ② FC5-4 1-2f			B SI 91 C SL 82 B FS 83 C SI 91 F FF 94 S FS 84 2-3 ② K		S SL 85 T SL 83 X FF 94 0-2 ③ F8			3	0	0	0	0	1	2
28 José Molina, R (1, 2) OBP: 0.282, SLG: 0.344		B FF 94 B FF 92 S F FF 93 S FS 85 2-3 ③ K			C SI 90 X SI 92 0-1 ③ G6-3			C SI 90 B SI 92 X SI 90 1-1 11 G5-4-3 1B		3	0	1	0	0	1	1
11 Yunel Escobar, R (1, 6) OBP: 0.291, SLG: 0.362			B SL 83 F FF 90 B FF 91 B SI 90 X FF 91 3-1 ① L9			B FF 88 C FF 89 B FS 83 B SL 81 C FF 88 X FF 89 3-2 1B		B SL 84 B SI 90 X SI 90 2-0 ①② G5-4-3 1-2f		3	0	1	0	0	0	1
Inning Stats	R: 0 E: 0 K: 0 S: 9 H: 0 LOB: 1 BB: 1 P: 15	R: 0 E: 1 K: 1 S: 6 H: 1 LOB: 1 BB: 0 P: 9	R: 0 E: 0 K: 1 S: 8 H: 0 LOB: 0 BB: 0 P: 16	R: 0 E: 0 K: 0 S: 8 H: 0 LOB: 0 BB: 0 P: 10	R: 0 E: 0 K: 2 S: 10 H: 0 LOB: 0 BB: 0 P: 14	R: 0 E: 0 K: 1 S: 11 H: 1 LOB: 1 BB: 0 P: 17	R: 0 E: 0 K: 1 S: 13 H: 1 LOB: 1 BB: 0 P: 17	R: 0 E: 0 K: 1 S: 7 H: 1 LOB: 0 BB: 0 P: 10	R: 0 E: 0 K: 1 S: 13 H: 0 LOB: 1 BB: 1 P: 23	1B: 3 2B: 1 3B: 0 HR: 0 SF: 0 SAC: 0 DP: 1 HBP: 0						

	AB	30
	R	0
	H	4
	RBI	0
	BB	2
	SO	8
	LOB	12

WP: 0 PA: 32
PB: 0
SB: 0
CS: 0

PITCHER		IP	WLS	BF	H	R	ER	SO	BB	IBB	HBP	BLK	WP	HR	S	P	ERA	WHIP
30 Ubaldo Jiménez, R ERA: 4.83	(1, 1)	8.0	W	28	4	0	0	7	1	0	0	0	0	0	72	108	0.00	0.625
52 Vinnie Pestano, R ERA: 5.14	(9, 1)	1.0		4	0	0	0	1	1	0	0	0	0	0	13	23	0.00	1.000

PITCHER	IP	WLS	BF	H	R	ER	SO	BB	IBB	HBP	BLK	WP	HR	S	P	ERA	WHIP

Tampa Bay Rays @ Cleveland Indians

Progressive Field, Cleveland, OH

Sat Jun 01 2013, 1:08 PM - 3:56 PM EDT

Att. 22,748 - Cloudy - 81 F

livebaseballscorecards.com

BOTTOM

Batter	1	2	3	4	5	6	7	8	9	AB	R	H	RBI	BB	SO	LOB
24 Michael Bourn, L (1, 8) OBP: 0.345, SLG: 0.411	C FF 94 B SI 95 B FF 94 X SI 95 2-1 L9 ①		X FF 94 0-0 G6-3 ①	C FF 93 B FF 95 B FF 95 S CH 82 S CH 85 2-3 K ③ 1-2		X SI 93 0-0 G3 ② 2-3				4	0	0	0	0	1	2
22 Jason Kipnis, L (1, 4) OBP: 0.311, SLG: 0.454	C FF 95 X CH 86 0-1 G4-3 ②		C FF 95 I FF 97 F SL 86 B SL 88 B CH 86 F SL 87 X CH 83 2-2 13 G3 25 1B 2B		B FF 94 C FF 92 B CH 84 X CH 83 2-1 13 HR 1B	C CH 84 B SI 93 F SI 94 S FF 95 1-3 K ③				4	2	2	0	0	1	1
13 Asdrúbal Cabrera, S (1, 6) OBP: 0.314, SLG: 0.438	C CH 84 S FF 97 B FF 98 B CH 86 X SL 88 2-2 F8 ③		F FF 96 F CH 84 X FF 98 0-2 G3 ② 2-3		F FF 94 X CH 84 0-1 1-H HR		B FF 92 B SI 92 S CH 84 B SI 93 S FF 94 F CH 84 S FF 94 3-3 K ①			4	1	1	2	0	1	1
33 Nick Swisher, S (1, 3) OBP: 0.368, SLG: 0.478		F FF 96 B FF 96 S CH 84 F FF 97 B FF 96 B SL 87 F CH 85 B CH 84 4-2 25 HR BB	B FF 97 S SL 87 B FF 97 F CH 86 F FF 98 B SL 89 B SL 86 4-2 25 1B BB		B FF 95 B FF 94 B FF 93 X FF 93 3-0 1B		B SI 94 S CH 86 X FF 94 1-1 G5-3 ②			2	1	1	0	2	0	0
25 Jason Giambi, L (1, 10) OBP: 0.278, SLG: 0.478		C SL 85 B FF 97 B FF 96 X CH 84 2-1 1-H HR	C SL 87 B FF 98 B FF 96 X SI 96 2-1 1-3 3-H 1B		B SI 90 S SI 93 F FF 92 S SI 92 1-3 K ①		F CH 86 F FC 90 B SI 94 B SI 93 S CH 87 2-3 K ③			4	1	2	3	0	2	1
41 Carlos Santana, S (1, 2) OBP: 0.383, SLG: 0.483		B FF 96 F FF 96 C FF 96 X SL 87 1-2 G4-3 ①	C CH 84 F SL 88 F SL 88 B SI 98 B FF 99 F SL 87 S FF 96 2-3 K ③		C SI 90 B SI 93 S CH 83 B FF 94 X FF 93 2-2 L7 ②			X SI 91 0-0 P4 ①		4	0	0	0	0	1	3
23 Michael Brantley, L (1, 7) OBP: 0.350, SLG: 0.376		B SI 96 X FF 96 1-0 L7 ②		C FF 94 B FF 96 X FF 96 1-1 G4-3 ①	X SI 92 0-0 F9 ③			B FF 93 B CH 84 C SI 92 B CH 84 B FF 92 4-1 4 G1 BB		3	0	0	0	1	0	1
4 Mike Aviles, R (1, 5) OBP: 0.308, SLG: 0.429		B SI 97 B SL 84 C SI 94 X FF 97 2-1 1B		B SL 85 F FF 96 B FF 96 B SL 84 B SI 94 4-1 24 S BB		C FF 91 F SI 92 F CH 83 B FF 93 X CH 82 1-2 24 G3 2B		X SI 92 0-0 G1 ② 1-2		3	0	2	0	1	0	1
11 Drew Stubbs, R (1, 9) OBP: 0.289, SLG: 0.356		S SI 94 1 SAFE B FF 95 S SL 86 S SL 87 1-3 K ③		1 SAFE L SL 83 B SL 82 C SL 82 B FF 96 1 SAFE S SL 85 2-3 K ②		F SI 92 S CH 84 F FC 83 C FF 93 0-3 K ①		F CH 85 F FF 93 F FC 83 B SI 92 B FF 93 S CH 84 2-3 K ③		4	0	0	0	0	4	4
Inning Stats	R: 0 E: 0 K: 0 S: 7 H: 0 LOB: 0 BB: 0 P: 11	R: 2 E: 0 K: 1 S: 15 H: 2 LOB: 1 BB: 1 P: 26	R: 1 E: 0 K: 1 S: 19 H: 2 LOB: 2 BB: 1 P: 29	R: 0 E: 0 K: 2 S: 9 H: 0 LOB: 1 BB: 1 P: 18	R: 2 E: 0 K: 1 S: 12 H: 3 LOB: 1 BB: 0 P: 20	R: 0 E: 0 K: 2 S: 12 H: 1 LOB: 1 BB: 0 P: 14	R: 0 E: 0 K: 2 S: 9 H: 0 LOB: 0 BB: 0 P: 15	R: 0 E: 0 K: 1 S: 7 H: 0 LOB: 1 BB: 1 P: 13		1B: 4 2B: 2 3B: 0 HR: 2 SF: 0 SAC: 0 DP: 0 HBP: 0				WP: 0 PB: 0 SB: 1 CS: 0 PA: 36	

	AB	32
	R	5
	H	8
	RBI	5
	BB	4
	SO	10
	LOB	14

PITCHER		IP	WLS	BF	H	R	ER	SO	BB	IBB	HBP	BLK	WP	HR	S	P	ERA	WHIP
22 Chris Archer, R ERA: 11.25	(1, 1)	4.0	L	22	7	5	5	4	3	0	0	0	0	2	55	94	11.25	2.500
54 Alex Torres, L ERA:	(5, 1)	4.0		14	1	0	0	6	1	0	0	0	0	0	35	52	0.00	0.500

PITCHER	IP	WLS	BF	H	R	ER	SO	BB	IBB	HBP	BLK	WP	HR	S	P	ERA	WHIP

Batter	1	2	3	4	5	6	7	8	9	AB	R	H	RBI	BB	SO	LOB
18 Ben Zobrist, S (1, 4) (8, 9) OBP: 0.340, SLG: 0.360	S SI 88 B FF 91 F FF 91 X CH 84 1-2 ① G4-3		X FF 87 0-0 ① L3	C FF 90 B FF 91 B FF 92 X FF 89 2-1 ①② G4-6-3 1-2f 2-3		B FF 94 B FF 92 C FF 94 F FF 94 X SL 81 2-2 ① P4		X SI 90 0-0 ① FC3-2 19 1B 2 SF9 1-2 3-H		5	1	0	0	0	0	4
20 Matt Joyce, L (1, 9) OBP: 0.352, SLG: 0.513 19 Ryan Roberts, R (8, PH) (8, 4) OBP: 0.282, SLG: 0.353	C SI 90 C CH 84 X FF 92 0-2 3 G5-3 21 2B 2 BB 1B		C FF 87 B FF 88 B FF 88 C FF 89 B CH 84 B FF 89 4-2 2 G2-3 3 1B BB	B FF 91 B FF 89 C FF 91 C CH 83 X SI 91 2-2 ③ F8		B SL 82 C FF 94 B SL 82 B FF 93 C FF 94 X FF 94 3-2 1B		C CU 74 X SI 89 0-1 3 HR 1B 1-3 2-H		3 1	2 1	2 1	0 1	1 0	0 0	1 0
2 Kelly Johnson, L (1, 7) OBP: 0.346, SLG: 0.524	B FF 88 D FF 88 F FF 87 1 SAFE B CH 80 B CH 85 4-1 3 G5-3 21 2B 1-2 BB		X CH 82 0-0 ② G2-3 1-2		C FF 87 C FF 87 F FF 90 X CH 86 0-2 21 S 3 G5-3 21 E 1B	X FF 93 0-0 ② P5		C SI 90 B CU 74 X CU 74 1-1 ② SF9 3-H		3	2	1	1	1	0	2
3 Evan Longoria, R (1, 5) OBP: 0.361, SLG: 0.527	B SL 84 X FF 89 1-0 ② G5-3 1-2 2-3		B CH 82 F F SI 92 B FF 95 B FF 94 X FF 95 3-2 21 BB 2-H 1B		C CH 84 B CH 84 1 SAFE X SI 92 1-1 ① G5-3 1-2	C FF 94 S SL 82 S SL 82 0-3 ③ K		B FF 92 X FF 91 1-0 1-H HR		5	1	2	3	0	1	4
21 James Loney, L (1, 3) OBP: 0.394, SLG: 0.525	D FF 88 C FF 89 C CH 82 D CH 83 X CH 83 2-2 2-H 3-H 2B		C CH 85 C FF 92 B SI 93 1 SAFE B FF 93 B SI 93 D CH 84 4-2 1-2 BB		B FF 90 B FF 91 C SI 90 B FF 89 B FF 89 4-1 30 FC3-6 2-H BB		B FC 93 B FC 94 F FC 94 S CH 83 F FF 91 B SL 82 X FC 94 3-2 ① F8	C SI 91 B CU 75 B CH 84 S FF 91 C FF 93 2-3 ③ K		3	0	1	2	2	1	0
30 Luke Scott, L (1, 10) OBP: 0.363, SLG: 0.378	C SI 88 C FF 89 D CH 85 F SI 90 D CH 84 X SI 89 2-2 ③ G2-3		X FF 91 0-0 ③ F7		1 SAFE X FF 94 0-0 ② FC3-6 1-2f		S CH 82 X CH 82 0-1 ② F8		F FF 91 X CH 84 0-1 ① G2-3	5	0	0	0	0	0	4
5 Sam Fuld, L (1, 8) OBP: 0.271, SLG: 0.243		C CH 86 X SI 88 0-1 ① F7		C FF 87 B CH 84 B FF 88 B FF 89 X FF 88 3-1 59 1B 3B	L FF 93 C FF 95 1 SAFE C SL 84 0-3 ③ K		B FC 93 B CH 83 C FC 93 X FF 91 2-1 ③ G5-3		X FF 92 0-0 1B	5	1	2	0	0	1	1
59 Jose Lobaton, S (1, 2) OBP: 0.330, SLG: 0.394		C CH 85 B FF 87 F SI 89 B CH 86 B CH 84 X FF 88 3-2 ② P6	B CH 84 X FF 92 1-0 18 G4-6-3 11 1B 3-H 1B		B FF 94 B FF 94 B FF 94 B FF 93 4-0 11 HR BB	X SI 90 0-0 11 1B 18 FC3-2 1B	C FF 92 X FF 92 0-1 ② L7		4	1	2	1	1	0	1
11 Yunel Escobar, R (1, 6) OBP: 0.299, SLG: 0.385		C FF 87 C FF 90 B FF 90 F FF 91 B SI 92 B CH 83 X FF 91 3-2 ③ G6-3	X FF 91 0-0 18 G4-6-3 1-2 1B		X FF 91 0-0 1-H HR	F SI 90 X SI 90 0-1 18 FC3-2 19 1B 1-3 1B	B CU 74 F FF 93 F SL 88 C FF 92 1-3 ③ K		5	2	3	2	0	1	1
Inning Stats	R: 2 E: 0 K: 0 S: 15 H: 2 LOB: 1 BB: 1 P: 25	R: 0 E: 0 K: 0 S: 9 H: 0 LOB: 0 BB: 0 P: 15	R: 1 E: 0 K: 0 S: 10 H: 1 LOB: 2 BB: 2 P: 21	R: 1 E: 0 K: 0 S: 9 H: 3 LOB: 1 BB: 0 P: 17	R: 1 E: 0 K: 1 S: 11 H: 1 LOB: 1 BB: 1 P: 16	R: 2 E: 0 K: 1 S: 11 H: 2 LOB: 1 BB: 1 P: 20	R: 0 E: 0 K: 0 S: 8 H: 0 LOB: 0 BB: 0 P: 13	R: 4 E: 0 K: 1 S: 12 H: 4 LOB: 0 BB: 0 P: 16	R: 0 E: 0 K: 1 S: 8 H: 1 LOB: 1 BB: 0 P: 9	1B: 10 2B: 1 3B: 1 HR: 2	SF: 1 SAC: 0 DP: 1 HBP: 0	WP: 0 PB: 0 SB: 1 CS: 0	PA: 45			

PITCHER		IP	WLS	BF	H	R	ER	SO	BB	IBB	HBP	BLK	WP	HR	S	P	ERA	WHIP
34 Zach McAllister, R ERA: 3.43	(1, 1)	4.1	L	23	7	5	4	0	4	0	0	0	0	0	50	90	8.31	2.538
50 Nick Hagadone, L ERA: 7.2	(5, 1)	1.2		8	2	2	2	2	1	0	0	0	0	1	15	24	10.80	1.800
27 Bryan Shaw, R ERA: 3.29	(7, 1)	1.0		3	0	0	0	0	0	0	0	0	0	0	8	13	0.00	0.000
53 Rich Hill, L ERA: 8.44	(8, 1)	0.2		5	3	3	3	0	0	0	0	0	0	0	8	9	40.50	4.500
55 Matt Langwell, R ERA: 6.75	(8, 1)	1.1		6	2	1	1	2	0	0	0	0	0	1	12	16	6.75	1.500

PITCHER	IP	WLS	BF	H	R	ER	SO	BB	IBB	HBP	BLK	WP	HR	S	P	ERA	WHIP

TOP

Tampa Bay Rays @ Cleveland Indians

Progressive Field, Cleveland, OH

Sun Jun 02 2013, 1:08 PM - 4:23 PM EDT

Att. 18,106 - Partly Cloudy - 73 F

livebaseballscorecards.com

AB	39
R	11
H	14
RBI	10
BB	5
SO	4
LOB	18

Tampa Bay Rays @ Cleveland Indians

Progressive Field, Cleveland, OH

Sun Jun 02 2013, 1:08 PM - 4:23 PM EDT

Att. 18,106 - Partly Cloudy - 73 F

livebaseballscorecards.com

BOTTOM

Batter	1	2	3	4	5	6	7	8	9	AB	R	H	RBI	BB	SO	LOB
24 Michael Bourn, L (1, 8) OBP: 0.350, SLG: 0.414	B FF 89 X FF 89 1-0 ① G3		C CU 73 B CH 79 S CH 80 F CH 80 X FF 91 1-2 22 FC4-6 1B		B FF 89 C CH 78 X FF 90 1-1 ① P6		B CU 77 C CU 78 B FF 90 X FF 91 2-1 33 CS 1B			4	0	2	0	0	0	0
22 Jason Kipnis, L (1, 4) OBP: 0.310, SLG: 0.450	C FF 90 C CU 76 C FF 91 0-3 ② K		C CU 74 X CH 79 0-1 ③ FC4-6 1-2f		F CH 79 X CH 79 0-1 23 1B 1B		B FF 91 X CU 79 1-0 ① L7			4	0	1	0	0	1	2
23 Michael Brantley, L (1, 7) OBP: 0.353, SLG: 0.378	C FF 90 B SI 91 X CH 81 1-1 1B			C CU 72 B FF 90 B CU 76 X FF 91 2-1 ① L9	D SI 90 F FF 90 C CU 74 B FF 90 X CU 75 2-2 1-2 1B		C FS 82 B FS 81 F FF 91 X FF 91 1-2 ② P5			4	0	2	0	0	0	1
33 Nick Swisher, S (1, 3) OBP: 0.362, SLG: 0.467	B CU 74 C FF 91 F FF 90 S CH 80 1-3 ③ K			S CH 80 F FF 91 B FF 91 X FF 92 1-2 ② F8	B SI 91 C CH 80 F FF 90 F CU 78 B FF 91 X SI 91 2-2 ② P5		S FS 82 F FS 82 B FF 91 1-2 ③ CS 1-2	C FF 95 X SI 96 0-1 ① G1-3		4	0	0	0	0	1	3
12 Mark Reynolds, R (1, 5) OBP: 0.335, SLG: 0.500		B FF 91 F CH 81 F CH 80 B CU 79 B FF 92 C SI 92 3-3 ① K		S FF 91 B CH 80 B SI 91 C CH 81 X CH 81 2-2 41 1B 10 2B 1B	B FF 91 B SI 91 X SI 91 2-0 ③ G6-3			B FF 96 F FF 96 B FF 98 F FF 96 S FF 97 2-3 ② K		4	1	1	0	0	2	2
41 Carlos Santana, S (1, 10) OBP: 0.390, SLG: 0.489		B CH 80 S CH 81 X FF 91 1-1 10 G5-4-3 1B		B FF 89 X SI 90 1-0 10 2B 4 1B 1-2 1B		C SI 91 B FF 95 B CH 88 X CH 86 2-1 4 G6-3 1B		B SL 86 B FF 96 C SI 96 C FF 96 F FF 98 B FF 97 F FF 96 X FF 98 3-2 ③ L9		4	1	3	0	0	0	0
10 Yan Gomes, R (1, 2) OBP: 0.316, SLG: 0.613		C CH 80 X SI 91 0-1 ② ③ G5-4-3 1-2f		S CH 80 F FF 91 D CH 80 B CH 80 X FF 91 2-2 4 1B 1-3 2-H 2B		C FF 95 1 SAFE X SL 87 0-1 ① F9			X SI 97 0-0 ① G6-3	4	1	1	1	0	0	2
4 Mike Aviles, R (1, 6) OBP: 0.306, SLG: 0.422			C FF 90 C FF 90 F CU 79 B FF 91 S CH 81 1-3 ① K	C CH 80 X FF 91 0-1 2-H 3-H 1B		B FF 95 C CH 90 B SL 84 B SI 90 X SI 92 3-1 ② G6-3 1-2			B SI 96 X SI 97 1-0 ② G5-3	4	0	1	2	0	1	1
11 Drew Stubbs, R (1, 9) OBP: 0.284, SLG: 0.348			C F CH 80 B CH 79 X CH 79 1-2 ② F7	C FF 91 X CU 76 0-1 ③ L8		C SL 85 B FF 96 C FF 92 B FF 95 B FF 95 F SI 91 S FF 95 3-3 ③ K			B SI 97 B SI 96 X FF 96 2-0 ③ F9	4	0	0	0	0	1	2
Inning Stats	R: 0 E: 0 K: 2 S: 9 H: 1 LOB: 1 BB: 0 P: 12	R: 0 E: 0 K: 1 S: 7 H: 1 LOB: 0 BB: 0 P: 11	R: 0 E: 0 K: 1 S: 13 H: 1 LOB: 1 BB: 0 P: 16	R: 3 E: 0 K: 0 S: 16 H: 4 LOB: 1 BB: 0 P: 24	R: 0 E: 0 K: 0 S: 12 H: 2 LOB: 2 BB: 0 P: 19	R: 0 E: 0 K: 1 S: 10 H: 1 LOB: 1 BB: 0 P: 18	R: 0 E: 0 K: 0 S: 8 H: 1 LOB: 0 BB: 0 P: 13	R: 0 E: 0 K: 1 S: 10 H: 0 LOB: 0 BB: 0 P: 15	R: 0 E: 0 K: 0 S: 3 H: 0 LOB: 0 BB: 0 P: 6	1B: 10 2B: 1 3B: 0 HR: 0 SF: 0 SAC: 0 DP: 1 HBP: 0						

	AB	36
	R	3
	H	11
	RBI	3
	BB	0
	SO	6
	LOB	13

PITCHER		IP	WLS	BF	H	R	ER	SO	BB	IBB	HBP	BLK	WP	HR	S	P	ERA	WHIP
58 Jeremy Hellickson, R ERA: 5.59	(1, 1)	5.0	W	23	9	3	3	4	0	0	0	0	0	0	57	82	5.40	1.800
43 Kyle Farnsworth, R ERA: 7.11	(6, 1)	1.0		4	1	0	0	1	0	0	0	0	0	0	10	18	0.00	1.000
62 Joel Peralta, R ERA: 2.0	(7, 1)	1.0		3	1	0	0	0	0	0	0	0	0	0	8	13	0.00	1.000
57 Jake McGee, L ERA: 6.33	(8, 1)	1.0		3	0	0	0	1	0	0	0	0	0	0	10	15	0.00	0.000
56 Fernando Rodney, R ERA: 4.94	(9, 1)	1.0		3	0	0	0	0	0	0	0	0	0	0	3	6	0.00	0.000

PITCHER	IP	WLS	BF	H	R	ER	SO	BB	IBB	HBP	BLK	WP	HR	S	P	ERA	WHIP

Batter	1	2	3	4	5	6	7	8	9	AB	R	H	RBI	BB	SO	LOB
20 Matt Joyce, L (1, 9) OBP: 0.350, SLG: 0.513	C FF 90 F FF 92 S SL 86 0-3 ① K		B FS 89 B CU 81 C FS 86 X SI 95 2-1 2B		C FS 87 C SI 94 S CH 80 0-3 ③ K			B FF 94 X FF 94 1-0 ③ F8		4	0	1	0	0	2	1
18 Ben Zobrist, S (1, 4) OBP: 0.339, SLG: 0.357	X FF 92 0-0 ② F8		X FS 87 0-0 ③ G1			B SI 91 B FF 91 F FS 86 X FS 85 2-1 2 G4-6-3 1B			B SI 92 X FF 93 1-0 ① L9	4	0	1	0	0	0	1
2 Kelly Johnson, L (1, 7) OBP: 0.340, SLG: 0.515 1 Sean Rodríguez, R (9, PH) OBP: 0.338, SLG: 0.429	C FF 92 C SL 84 B FS 86 B FS 86 B SL 87 S FS 87 3-3 ③ K			C FF 91 C FF 92 B FF 92 B SL 84 X SI 94 2-2 ① F9		F FF 92 1 SAFE X SI 93 0-1 ①② G4-6-3 1-2f			C FF 93 B CH 81 S CH 82 F FF 93 B SI 94 S FF 94 2-3 ② K	3 1	0 0	0 0	0 0	0 0	1 1	1 0
3 Evan Longoria, R (1, 5) OBP: 0.359, SLG: 0.531		B FF 90 C FS 84 B SL 84 X FF 92 2-1 8 SF8 3B		B SL 85 B FS 88 S FS 87 F SI 93 X FF 94 2-2 ② F8		C FF 93 B SL 85 S CH 80 S CH 78 1-3 ③ K			B SI 93 X SI 94 1-0 ③ G4-3	4	1	1	0	0	1	0
21 James Loney, L (1, 3) OBP: 0.393, SLG: 0.522		B FF 92 F FF 92 F FF 93 B SL 86 T FS 87 2-2 ① K		B CU 80 T SI 93 B SI 90 C FS 87 F SL 84 F CH 80 X CU 81 2-2 1B			C CH 80 B FS 87 C CU 74 B SL 88 X FS 88 2-2 ① G5-3			3	0	1	0	0	1	1
8 Desmond Jennings, R (1, 8) OBP: 0.317, SLG: 0.413		S FF 94 T FF 95 F FF 95 B SL 84 X SL 87 1-2 ② SF8 3-H		S FF 94 C FF 94 B FF 95 B SI 95 S SI 94 2-3 ③ K			C CU 73 S CH 80 B CH 78 S CU 74 1-3 ② K			2	0	0	1	0	2	1
30 Luke Scott, L (1, 10) OBP: 0.352, SLG: 0.365		S FS 89 S FS 87 B FF 94 B FS 87 F SL 85 C FF 95 2-3 ③ K			C FS 85 B FS 84 F SL 84 B FF 93 C FF 94 2-3 ① K		B CH 79 B CU 72 X FS 86 2-0 ③ G4-3			3	0	0	0	0	2	0
28 José Molina, R (1, 2) OBP: 0.274, SLG: 0.333			B FF 90 B SL 82 F FF 91 F CU 82 B FF 94 X FS 87 3-2 ① G5-3		F SL 85 X SL 85 0-1 ② G6-3			B FF 93 F FF 92 B KC 77 X FF 93 2-1 ① F8		3	0	0	0	0	0	0
11 Yunel Escobar, R (1, 6) OBP: 0.299, SLG: 0.381			S FS 89 X SL 86 0-1 ② B1-3		B SI 90 B CH 82 B FC 93 C FF 91 B FS 86 4-1 BB			B FF 95 B FF 93 X FF 94 2-0 ② G6-3		2	0	0	0	1	0	0
Inning Stats	R: 0 E: 0 K: 2 S: 7 H: 0 LOB: 0 BB: 0 P: 10	R: 1 E: 0 K: 2 S: 13 H: 1 LOB: 0 BB: 0 P: 20	R: 0 E: 0 K: 0 S: 8 H: 1 LOB: 0 BB: 0 P: 13	R: 0 E: 0 K: 1 S: 14 H: 1 LOB: 1 BB: 0 P: 22	R: 0 E: 0 K: 2 S: 9 H: 0 LOB: 1 BB: 1 P: 15	R: 0 E: 0 K: 1 S: 7 H: 1 LOB: 0 BB: 0 P: 10	R: 0 E: 0 K: 1 S: 7 H: 0 LOB: 0 BB: 0 P: 12	R: 0 E: 0 K: 0 S: 4 H: 0 LOB: 0 BB: 0 P: 9	R: 0 E: 0 K: 1 S: 6 H: 0 LOB: 0 BB: 0 P: 10	1B: 2 2B: 1 3B: 1 HR: 0 SF: 1 SAC: 0 DP: 1 HBP: 0						

PITCHER		IP	WLS	BF	H	R	ER	SO	BB	IBB	HBP	BLK	WP	HR	S	P	ERA	WHIP
19 Aníbal Sánchez, R ERA: 2.65	(1, 1)	7.0	W	25	4	1	1	9	1	0	0	0	0	0	65	102	1.29	0.714
36 Luke Putkonen, R ERA: 1.42	(8, 1)	1.0		3	0	0	0	0	0	0	0	0	0	0	4	9	0.00	0.000
40 Phil Coke, L ERA: 5.71	(9, 1)	1.0		3	0	0	0	1	0	0	0	0	0	0	6	10	0.00	0.000

PITCHER	IP	WLS	BF	H	R	ER	SO	BB	IBB	HBP	BLK	WP	HR	S	P	ERA	WHIP

TOP

Tampa Bay Rays @ Detroit Tigers

Comerica Park, Detroit, MI

Tue Jun 04 2013, 7:09 PM - 10:11 PM EDT

Att. 30,569 - Clear - 66 F

livebaseballscorecards.com

AB	29
R	1
H	4
RBI	1
BB	1
SO	10
LOB	5

WP: 0	PA: 31		
PB: 0			
SB: 0			
CS: 0			

BOTTOM

Tampa Bay Rays @ Detroit Tigers

Comerica Park, Detroit, MI

Tue Jun 04 2013, 7:09 PM - 10:11 PM EDT

Att. 30,569 - Clear - 66 F

Batter	1	2	3	4	5	6	7	8	9	AB	R	H	RBI	BB	SO	LOB
4 Omar Infante, R (1, 4) OBP: 0.336, SLG: 0.424	C FF 91 C FF 93 B KC 82 B FF 93 S CH 86 2-3 **K** ①	1 SAFE B FF 91 X FF 93 1-0 SF9 ② 1-2 3-H	S CH 83 F CH 84 D KC 80 B CH 83 F FF 92 D FF 92 B FF 91 4-2 48 FC5-2 BB 1-2 2-3 3-H		C SI 92 F SI 92 B FF 93 B FF 93 X SL 84 2-2 HR		C FF 90 B CU 69 X CH 84 1-1 48 FC6-4 1B 1-2	X SI 91 0-0 FC6-4 ③ 1-2f		4	1	2	3	1	1	3
48 Torii Hunter, R (1, 9) OBP: 0.360, SLG: 0.419	C CH 86 B FF 93 S FF 94 B SI 94 F CH 87 F FF 94 X FF 95 2-2 G5-3 ②	F FF 92 S FF 92 F FF 92 B KC 82 B FF 93 F CH 84 F KC 80 B CH 84 F CH 85 4-2 24 BB 28 1B BB	B FF 91 X CH 84 1-0 FC5-2 ① 1-2 2-3 3-Hf		X SI 92 0-0 G6-3 ③		B FF 90 S CH 83 S FF 91 X FF 92 1-2 FC6-4 ③ 1-2f			4	1	0	0	1	0	5
24 Miguel Cabrera, R (1, 5) OBP: 0.445, SLG: 0.665 39 Ramon Santiago, S (9, 5) OBP: 0.227, SLG: 0.275	S FF 93 S FF 93 F FF 94 C SI 94 X KC 84 1-2 28 1B 1B	B FF 92 B FF 92 B FF 90 B FF 93 4-0 28 1B BB 1-2 2-3	D B FF 92 B SI 91 C FF 92 S CH 83 T SI 93 3-2 K ②			C FF 92 B FF 93 B SL 80 C CH 89 X SL 82 2-2 28 WP 28 SF8 1B		B SI 89 C SI 89 X SI 89 1-1 L8 ①		4 0	1 0	2 0	0 0	1 0	1 0	3 0
28 Prince Fielder, L (1, 3) OBP: 0.395, SLG: 0.519	C FF 94 B FF 92 D FF 93 B KC 81 F FF 92 F FF 92 F CH 85 X FF 93 3-2 1B ③ 1-2	C FF 93 X SI 93 0-1 41 FC5-4 1B 1-2 2-H 3-H	B SI 93 C CH 84 B SI 91 F FF 93 S CH 84 2-3 **K** ③			C FF 90 F FF 90 B FF 91 X FF 90 1-2 SF8 ① 1-H		B CU 76 X FC 85 1-0 HR		4	1	3	4	0	1	3
41 Victor Martinez, S (1, 10) OBP: 0.278, SLG: 0.316	B FF 89 C FF 92 B CH 83 X FF 92 2-1 F7 ③	B FF 93 C CH 84 F FF 93 D KC 82 X CH 84 2-2 FC5-4 ③ 1-2f		C SI 92 F SI 92 F FF 92 X SI 92 0-2 G6-3 ①		C FF 91 S CU 71 B CH 84 B FF 92 F CU 71 X FF 91 2-2 G4-3 ②		B SI 90 B FC 88 C FC 87 X SI 90 2-1 27 1B 27 WP 32 1B 1B		5	1	1	0	0	0	4
27 Jhonny Peralta, R (1, 6) OBP: 0.383, SLG: 0.495		C FF 90 F CH 86 X KC 80 0-2 18 2B 1B	X SI 89 0-0 55 BB 34 1B 2B	B CH 85 X FC 85 1-0 G6-3 ②		C CH 85 B CU 70 C CH 85 C FF 91 1-3 **K** ③		C SI 90 F FC 88 B SI 90 B CU 79 F FC 88 F SI 91 D CU 79 X SI 91 3-2 34 1B 32 1B 1B 1-3		5	2	3	0	0	1	0
18 Matt Tuiasosopo, R (1, 7) OBP: 0.480, SLG: 0.508 32 Don Kelly, L (7, PR) OBP: 0.300, SLG: 0.312 (8, 7)		C CH 82 F FF 91 X FF 92 0-2 55 G4-3 4 SF9 2B 1-H	B FF 92 D CH 84 D FF 91 C FF 92 B FF 92 4-1 34 1B 55 BB 4 BB BB	B FF 93 F FF 93 B SI 93 S CH 84 B FF 92 F CH 84 S CH 85 3-3 **K** ③			B FF 90 C FF 90 B CH 84 C FF 91 F FF 90 B FF 91 F FF 92 B FF 91 4-2 4 1B BB	X FC 89 0-0 34 1B 1-2 3-H 1B		2 1	2 0	1 1	1 1	2 0	1 0	0 0
55 Brayan Peña, S (1, 2) OBP: 0.321, SLG: 0.405		X FF 91 0-0 G4-3 ① 2-3	B FF 90 B FF 91 B FF 91 1 SAFE B FF 92 4-0 4 BB 34 1B 48 FC5-2 1-2 2-3 BB		C SI 92 T SL 85 B CH 88 X CU 79 1-2 G4-3 ①		B CH 85 C FF 91 X FF 91 1-1 F8 ①	C SI 90 F FC 87 S CU 79 0-3 **K** ②		4	0	0	0	1	1	4
34 Avisaíl García, R (1, 8) OBP: 0.326, SLG: 0.465		D CH 85 D CH 84 B CH 84 B FF 94 4-0 24 BB 4 SF9 28 1B BB	B FF 93 C FF 92 F FF 92 F CH 85 X FF 93 1-2 48 FC5-2 4 BB 1B 1-2 2-3 3-H		X SL 86 0-0 G6-3 ②		S CH 84 B FF 91 F FF 92 C CU 69 1-3 **K** ②	C SI 89 X SI 90 0-1 4 FC6-4 1B 1-2 2-3		4	1	2	1	1	1	1
Inning Stats	R: 0 E: 0 K: 1 S: 20 H: 2 LOB: 2 BB: 0 P: 30	R: 4 E: 0 K: 0 S: 19 H: 3 LOB: 2 BB: 3 P: 34	R: 2 E: 0 K: 2 S: 16 H: 2 LOB: 3 BB: 3 P: 35	R: 0 E: 0 K: 1 S: 9 H: 0 LOB: 0 BB: 0 P: 13	R: 1 E: 0 K: 0 S: 8 H: 1 LOB: 0 BB: 0 P: 11	R: 1 E: 0 K: 1 S: 13 H: 1 LOB: 0 BB: 0 P: 19	R: 0 E: 0 K: 1 S: 14 H: 1 LOB: 2 BB: 1 P: 22	R: 2 E: 0 K: 1 S: 17 H: 5 LOB: 3 BB: 0 P: 24		1B: 11 2B: 2 3B: 0 HR: 2 SF: 2 SAC: 0 DP: 0 HBP: 0	WP: 3 PB: 0 SB: 0 CS: 0 PA: 46					

livebaseballscorecards.com

AB	37
R	10
H	15
RBI	10
BB	7
SO	7
LOB	23

PITCHER		IP	WLS	BF	H	R	ER	SO	BB	IBB	HBP	BLK	WP	HR	S	P	ERA	WHIP
55 Matt Moore, L ERA: 2.95	(1, 1)	2.0	L	19	7	6	6	1	6	0	0	0	0	0	48	86	27.00	6.500
54 Alex Torres, L ERA:	(3, 1)	2.0		6	0	0	0	3	0	0	0	0	0	0	16	26	0.00	0.000
43 Kyle Farnsworth, R ERA: 7.9	(5, 1)	1.0		5	2	2	2	0	0	0	0	0	0	1	11	16	18.00	2.000
27 Cesár Ramos, L ERA: 4.07	(6, 1)	2.0		8	1	0	0	2	1	0	0	0	1	0	24	36	0.00	1.000
35 Jamey Wright, R ERA: 4.33	(8, 1)	1.0		8	5	2	2	1	0	0	0	0	1	1	17	24	18.00	5.000

PITCHER	IP	WLS	BF	H	R	ER	SO	BB	IBB	HBP	BLK	WP	HR	S	P	ERA	WHIP

Batter	1	2	3	4	5	6	7	8	9	AB	R	H	RBI	BB	SO	LOB
5 Sam Fuld, L (1, 7) OBP: 0.270, SLG: 0.244	C SI 87 F FF 89 X FF 87 0-2 G4-3		X SI 89 0-0 FC3-2 1-3 3-H			B CH 82 C CH 82 F CU 74 C SI 88 1-3 K			X CH 81 0-0 18 1B 20 SF8 1B	4	1	1	0	0	1	2
18 Ben Zobrist, S (1, 4) OBP: 0.337, SLG: 0.355 (9, 9)	B SI 90 B FC 88 X SI 90 2-0 G4-3			C CH 79 X FC 86 0-1 F8		S CH 81 B FC 83 X CH 81 1-1 L9			L CU 72 1 SAFE 1 SAFE B CH 76 B SI 86 X CH 77 2-1 3 WP 20 SF8 3 1B 1-3 1B	4	1	1	0	0	0	0
20 Matt Joyce, L (1, 9) OBP: 0.342, SLG: 0.503 19 Ryan Roberts, R (9, 4) OBP: 0.282, SLG: 0.353	X SI 88 0-0 F9			B FC 84 B CH 80 X SI 88 2-0 G4-3			C CU 72 S FC 83 S SI 89 0-3 K		X FC 82 0-0 SF8 1-2 3-H	3 0	0 0	0 0	1 0	0 0	1 0	0 0
3 Evan Longoria, R (1, 5) OBP: 0.361, SLG: 0.531		C FC 84 B SI 89 X SI 89 1-1 G5-3		B FC 81 B CH 80 F SI 89 F SI 88 F FC 84 X SI 86 2-2 F7			B SI 88 B CU 74 S SI 88 F CH 79 F FC 84 X SI 88 2-2 21 L3 1B		C SI 87 F SI 88 B FC 84 F SI 88 D CU 74 F CH 80 X SI 89 2-2 8 3B 2-H 1B	4	1	2	1	0	0	0
21 James Loney, L (1, 3) OBP: 0.390, SLG: 0.516		C SI 88 B SI 89 F FC 85 C FC 85 1-3 K			B CH 78 B CU 73 X SI 88 2-0 8 FC1-4-6 1B		C CU 72 X FC 84 0-1 L3 1-1		1 SAFE F SI 89 X FC 84 0-1 L6	4	0	1	0	0	1	2
8 Desmond Jennings, R (1, 8) OBP: 0.316, SLG: 0.419		X FC 85 0-0 F9			C SI 87 S CU 74 X SI 87 0-2 FC1-4-6 1-2f			C FC 83 S CU 72 F FF 88 B FC 84 B FC 83 X CH 80 2-2 G5-3	B KC 77 X SI 90 1-0 1-H 3B	4	0	1	1	0	0	1
30 Luke Scott, L (1, 10) OBP: 0.343, SLG: 0.352 1 Sean Rodríguez, R (9, PH) OBP: 0.333, SLG: 0.422 (9, 10)		B SI 87 B SI 89 C SI 88 X SI 89 2-1 F8			B CU 73 1 SAFE X CH 79 1-0 P5			B CU 72 C CU 73 X CH 79 1-1 G3-1	S FC 84 S FC 85 F FC 84 F FC 86 D KC 80 B SI 92 B FC 85 F FC 86 S FF 91 3-3 K	3 1	0 0	0 0	0 0	0 1	0 1	1 1
59 Jose Lobaton, S (1, 2) OBP: 0.340, SLG: 0.406			X SI 90 0-0 11 1B 5 FC3-2 2B		S FC 83 1 SAFE D CU 72 B CH 78 C SI 87 B FC 81 X FC 84 3-2 G5-3			B FC 83 B CU 73 C CH 79 B SI 88 F SI 88 B SI 89 4-2 BB		2	0	1	0	1	0	1
11 Yunel Escobar, R (1, 6) OBP: 0.300, SLG: 0.380			B FC 84 B SI 88 F SI 88 X SI 87 2-1 5 FC3-2 2-3 1B			B CU 74 C SI 88 B CU 74 X SI 89 2-1 G6-3		F SI 87 B FF 88 D FC 83 S CH 78 S CU 74 2-3 K		3	0	1	0	0	1	1
Inning Stats	R: 0 E: 0 K: 0 S: 5 H: 0 LOB: 0 BB: 0 P: 7	R: 0 E: 0 K: 1 S: 6 H: 0 LOB: 0 BB: 0 P: 8	R: 0 E: 0 K: 0 S: 6 H: 2 LOB: 0 BB: 0 P: 10	R: 0 E: 0 K: 0 S: 7 H: 0 LOB: 0 BB: 0 P: 11	R: 0 E: 0 K: 0 S: 8 H: 1 LOB: 1 BB: 0 P: 14	R: 0 E: 0 K: 1 S: 7 H: 0 LOB: 0 BB: 0 P: 11	R: 0 E: 0 K: 1 S: 9 H: 1 LOB: 0 BB: 0 P: 11	R: 0 E: 0 K: 1 S: 11 H: 0 LOB: 1 BB: 1 P: 20	R: 3 E: 0 K: 1 S: 18 H: 4 LOB: 1 BB: 0 P: 26	1B: 6 2B: 3 3B: 1 HR: 0 SF: 1 SAC: 0 DP: 2 HBP: 0						

PITCHER		IP	WLS	BF	H	R	ER	SO	BB	IBB	HBP	BLK	WP	HR	S	P	ERA	WHIP
58 Doug Fister, R ERA: 3.27	(1, 1)	8.1	L	31	7	3	3	4	1	0	0	0	1	0	68	105	3.24	0.960
33 Drew Smyly, L ERA: 2.04	(9, 1)	0.2		3	1	0	0	1	0	0	0	0	0	0	9	13	0.00	1.500

PITCHER	IP	WLS	BF	H	R	ER	SO	BB	IBB	HBP	BLK	WP	HR	S	P	ERA	WHIP

TOP

Tampa Bay Rays @ Detroit Tigers

Comerica Park, Detroit, MI

Wed Jun 05 2013, 7:09 PM - 9:51 PM EDT

Att. 30,005 - Partly Cloudy - 69 F

livebaseballscorecards.com

AB	32
R	3
H	8
RBI	3
BB	1
SO	5
LOB	9

WP: 1	PA: 34		
PB: 0			
SB: 0			
CS: 0			

Tampa Bay Rays @ Detroit Tigers

Comerica Park, Detroit, MI

Wed Jun 05 2013, 7:09 PM - 9:51 PM EDT

Att. 30,005 - Partly Cloudy - 69 F

livebaseballscorecards.com

BOTTOM

Batter	1	2	3	4	5	6	7	8	9	AB	R	H	RBI	BB	SO	LOB
12 Andy Dirks, L (1, 7) OBP: 0.305, SLG: 0.368	C SI 90 F SI 91 X CH 86 0-2 G5-3		S CH 86 D CH 86 F KC 81 F CH 85 X CH 84 1-2 G1-3 1-2			B FF 90 X CH 85 1-0 FC3-6 48 G5-3 1-2f		C KC 79 C FF 91 B CH 88 B CH 87 X CH 87 2-2 E1 1B		4	0	1	0	0	0	3
48 Torii Hunter, R (1, 9) OBP: 0.353, SLG: 0.411	X SI 91 0-0 P4			C CH 85 B SI 91 B FF 92 S CH 87 X SI 92 2-2 G4-3		1 SAFE C CH 86 S CH 86 F SI 92 X CH 87 0-2 G5-3 1-2		B CH 86 F SI 91 F SI 92 B SI 92 X CH 86 2-2 F7		4	0	0	0	0	0	2
24 Miguel Cabrera, R (1, 5) OBP: 0.446, SLG: 0.659	C SI 91 S CH 86 B SI 91 F CH 87 F SI 92 F KC 80 F CH 87 X CH 86 1-2 L6			X CH 87 0-0 G6-3		I IN 76 I IN 80 I IN 76 I IN 78 4-0 IBB		I IN 73 I IN 76 I IN 76 I IN 78 4-0 IBB		2	0	0	0	2	0	0
28 Prince Fielder, L (1, 3) OBP: 0.392, SLG: 0.514		B KC 80 S CH 84 B CH 86 F CH 85 F SI 91 C SI 91 2-3 K		B KC 82 C CH 86 B CH 87 F KC 82 X CH 86 2-2 1B		F KC 83 F CH 88 S SI 91 0-3 K		C FS 83 D FS 84 S FS 83 S FS 83 1-3 K		4	0	1	0	0	3	4
41 Victor Martinez, S (1, 10) OBP: 0.278, SLG: 0.311		C KC 79 C SI 90 S CH 87 0-3 K		F KC 80 X SI 92 0-1 F8			B KC 80 C CH 86 B CH 88 X FF 91 2-1 G6-3		B SI 94 B SI 96 C SI 95 C CH 83 B SI 99 B CH 84 4-2 13 1B BB	3	0	0	0	1	1	1
27 Jhonny Peralta, R (1, 6) OBP: 0.376, SLG: 0.486		X SI 91 0-0 G6-3			F SI 90 B SI 90 F CH 86 S CH 87 1-3 K		C FF 92 F SI 92 S CH 88 0-3 K		C SI 97 F CH 84 F CH 84 S SI 98 0-3 K	4	0	0	0	0	3	1
13 Alex Avila, L (1, 2) OBP: 0.272, SLG: 0.309			B KC 79 B FF 91 B SI 89 C SI 90 B SI 90 4-1 34 FC6-4 4 1B BB		B FF 90 B SI 90 F SI 91 S CH 85 C CH 86 2-3 K		F FF 92 S CH 87 B CH 87 B SI 92 B CH 88 F CH 86 X CH 86 3-2 2B		B CH 85 C SI 98 X SI 99 1-1 1-2 1B	3	0	2	0	1	1	0
4 Omar Infante, R (1, 4) OBP: 0.335, SLG: 0.421			X SI 90 0-0 34 FC6-4 1-2 1B		B CH 86 C SI 90 F CH 87 X CH 86 1-2 G5-3		S KC 81 F CH 87 S SI 91 0-3 K		D CH 85 C CH 84 S CH 85 S CH 86 1-3 K	4	0	1	0	0	2	3
34 Avisaíl García, R (1, 8) OBP: 0.320, SLG: 0.447			X KC 79 0-0 FC6-4 12 CS 1-2f 2-3			B KC 78 X KC 78 1-0 12 FC3-6 1B		B FF 90 X CH 85 1-0 G6-3	B SI 98 F CH 85 C SI 98 X CH 85 1-2 F8	4	0	1	0	0	0	4
Inning Stats	R: 0 E: 0 K: 0 S: 11 H: 0 LOB: 0 BB: 0 P: 12	R: 0 E: 0 K: 2 S: 8 H: 0 LOB: 0 BB: 0 P: 10	R: 0 E: 0 K: 0 S: 7 H: 1 LOB: 1 BB: 1 P: 12	R: 0 E: 0 K: 0 S: 9 H: 1 LOB: 1 BB: 0 P: 13	R: 0 E: 0 K: 2 S: 9 H: 0 LOB: 0 BB: 0 P: 13	R: 0 E: 0 K: 1 S: 9 H: 1 LOB: 2 BB: 1 P: 15	R: 0 E: 0 K: 2 S: 12 H: 1 LOB: 1 BB: 0 P: 17	R: 0 E: 1 K: 1 S: 10 H: 1 LOB: 2 BB: 1 P: 20	R: 0 E: 0 K: 2 S: 14 H: 1 LOB: 2 BB: 1 P: 21	1B: 5 2B: 1 3B: 0 HR: 0 SF: 0 SAC: 0 DP: 0 HBP: 0	WP: 0 PB: 0 SB: 0 CS: 1 PA: 36					

	AB	32
	R	0
	H	6
	RBI	0
	BB	4
	SO	10
	LOB	18

PITCHER		IP	WLS	BF	H	R	ER	SO	BB	IBB	HBP	BLK	WP	HR	S	P	ERA	WHIP
53 Alex Cobb, R ERA: 2.39	(1, 1)	7.2		30	5	0	0	7	1	2	0	0	0	0	72	108	0.00	0.783
62 Joel Peralta, R ERA: 1.98	(8, 1)	0.1	W	1	0	0	0	1	0	0	0	0	0	0	3	4	0.00	0.000
56 Fernando Rodney, R ERA: 4.74	(9, 1)	1.0	S	5	1	0	0	2	1	0	0	0	0	0	14	21	0.00	2.000

PITCHER	IP	WLS	BF	H	R	ER	SO	BB	IBB	HBP	BLK	WP	HR	S	P	ERA	WHIP

Batter	1	2	3	4	5	6	7	8	9	AB	R	H	RBI	BB	SO	LOB
5 Sam Fuld, L (1, 7) OBP: 0.261, SLG: 0.235 19 Ryan Roberts, R (8, PH) OBP: 0.280, SLG: 0.350 (8, 4)	B FF 89 C FF 90 X FF 91 1-1 ① L9		C FF 91 B CH 83 S CU 79 X CH 85 1-2 ① G4-3		X FF 92 0-0 ③ F7			F SI 91 X SL 82 0-1 ① F8		3 0 0 0 0 0 1 1 0 0 0 0 0 0						
18 Ben Zobrist, S (1, 4) OBP: 0.344, SLG: 0.357 (8, 9)	C FF 89 X CH 84 0-1 1B		B CU 79 C FF 93 X CU 80 1-1 ② G4-3			B CH 80 B FF 92 B FF 91 C FF 92 B CH 85 4-1 3 S 21 1B BB		B CH 81 B CH 83 B FF 93 C SI 92 F SI 94 F FF 94 B SI 94 4-2 3 2B 21 1B BB		2 2 1 0 2 0 0						
20 Matt Joyce, L (1, 9) OBP: 0.335, SLG: 0.491 (8, 7)	C CH 82 F FF 92 S CH 84 0-3 ② K		C CH 83 B CH 86 F CH 86 X FF 95 1-2 ③ F8			B FF 94 F CH 84 B CU 80 B FF 94 1 SAFE C FF 95 1 SAFE X FF 95 3-2 ① F7		C SI 92 D CH 82 B CH 82 B SI 93 X FF 92 3-1 ② P4		4 0 0 0 0 1 3						
3 Evan Longoria, R (1, 5) OBP: 0.359, SLG: 0.530	B FF 93 C SL 86 S FF 93 B SL 85 S SL 88 2-3 ③ K			C SL 82 F FF 93 S FF 94 0-3 ① K		B FF 94 F FF 94 S FF 93 S CH 86 1-3 ② K 1-2		B SL 85 X SI 92 1-0 21 1B 2B 1-3		4 0 1 0 0 3 2						
21 James Loney, L (1, 3) OBP: 0.393, SLG: 0.516		C FF 89 B CU 75 F FF 91 S SL 81 1-3 ① K		B CH 82 B FF 92 X FF 94 2-0 ② F8		X CH 84 0-0 2-H 1B		F SI 92 B CH 82 S CH 84 X CH 86 1-2 2-3 3-H 1B		4 0 2 2 0 1 0						
8 Desmond Jennings, R (1, 8) OBP: 0.311, SLG: 0.411		C SL 85 S SL 85 C FF 94 0-3 ② K		B FF 91 X FF 92 1-0 ③ F9		C SL 85 B FF 93 C CU 75 S FF 94 1-3 ③ K		S SL 85 B SL 87 B FF 92 X SL 86 2-1 ③ F7		4 0 0 0 0 2 3						
30 Luke Scott, L (1, 10) OBP: 0.339, SLG: 0.348		S FF 92 B CH 84 B CH 85 X CH 86 2-1 28 1B 1B		L FF 92 C CH 83 B CU 78 B FF 94 F FF 93 X CU 79 2-2 ① G4-3			S FF 89 B CH 82 B CH 82 S FF 91 X FF 94 2-2 ① F7		X FF 92 0-0 ① G4-3	4 0 1 0 0 0 0						
28 José Molina, R (1, 2) OBP: 0.275, SLG: 0.333 59 Jose Lobaton, S (9, PH) OBP: 0.336, SLG: 0.402		F SL 85 X FF 92 0-1 1-2 1B		S SL 84 X CH 85 0-1 ② L5			B FF 92 C FF 92 F SL 85 S CH 83 1-3 ② K		C FF 92 S FS 84 B FF 93 B FS 84 B FF 92 S FF 93 3-3 ② K	3 0 1 0 0 1 0 1 0 0 0 0 1 0						
11 Yunel Escobar, R (1, 6) OBP: 0.299, SLG: 0.374		B FF 95 F SL 87 F SL 86 X SL 87 1-2 ③ F8		B CU 78 B FF 92 C FF 93 F FF 93 F FF 95 B CH 88 B SL 87 4-2 BB			S FF 91 B FF 92 B SL 82 C SL 82 B CU 74 C FF 93 3-3 ③ K		F FF 94 X FS 84 0-1 ③ G4-3	3 0 0 0 1 1 2						
Inning Stats	R: 0 H: 1 E: 0 LOB: 1 K: 2 BB: 0 S: 10 P: 13	R: 0 H: 2 E: 0 LOB: 2 K: 2 BB: 0 S: 13 P: 17	R: 0 H: 0 E: 0 LOB: 0 K: 0 BB: 0 S: 8 P: 11	R: 0 H: 0 E: 0 LOB: 0 K: 1 BB: 0 S: 5 P: 8	R: 0 H: 1 E: 0 LOB: 1 K: 0 BB: 1 S: 10 P: 16	R: 1 H: 1 E: 0 LOB: 1 K: 2 BB: 1 S: 11 P: 20	R: 0 H: 0 E: 0 LOB: 0 K: 2 BB: 0 S: 9 P: 15	R: 1 H: 2 E: 0 LOB: 2 K: 0 BB: 1 S: 13 P: 24	R: 0 H: 0 E: 0 LOB: 0 K: 1 BB: 0 S: 6 P: 9	1B: 5 SF: 0 2B: 1 SAC: 0 3B: 0 DP: 0 HR: 0 HBP: 0						

TOP

Tampa Bay Rays @ Detroit Tigers

Comerica Park, Detroit, MI

Thu Jun 06 2013, 1:09 PM - 4:01 PM EDT

Att. 36,168 - Cloudy - 62 F

livebaseballscorecards.com

AB	33
R	2
H	6
RBI	2
BB	3
SO	10
LOB	11

PITCHER		IP	WLS	BF	H	R	ER	SO	BB	IBB	HBP	BLK	WP	HR	S	P	ERA	WHIP
37 Max Scherzer, R ERA: 3.24	(1, 1)	7.0	W	27	4	1	1	9	2	0	0	0	0	0	66	100	1.29	0.857
53 Joaquín Benoit, R ERA: 2.16	(8, 1)	1.0		6	2	1	1	0	1	0	0	0	0	0	13	24	9.00	3.000
46 Jose Valverde, R ERA: 3.29	(9, 1)	1.0	S	3	0	0	0	1	0	0	0	0	0	0	6	9	0.00	0.000

PITCHER	IP	WLS	BF	H	R	ER	SO	BB	IBB	HBP	BLK	WP	HR	S	P	ERA	WHIP

Batter	1	2	3	4	5	6	7	8	9	AB	R	H	RBI	BB	SO	LOB
12 Andy Dirks, L (1, 7) OBP: 0.297, SLG: 0.358	B FF 90 X SI 90 1-0 ① G4-3		F CH 86 X SI 93 0-1 ② G5-3		1 SAFE X SI 90 0-0 ① G4-3 1-2	C FF 95 F FF 95 F FF 96 S FF 95 0-3 ③ K		1 SAFE F SI 92 S FF 94 X FF 95 0-2 ③ F8		5	0	0	0	0	1	3
48 Torii Hunter, R (1, 9) OBP: 0.347, SLG: 0.404	B SL 86 X SI 92 1-0 ② F8		C SI 92 B SI 94 F SI 90 X CH 83 1-2 ③ G4-3		B SI 91 F SI 92 F SI 92 S CH 84 1-3 ② K		C FF 95 F FF 94 B FF 95 S SL 85 1-3 ① K			4	0	0	0	0	2	1
24 Miguel Cabrera, R (1, 5) OBP: 0.450, SLG: 0.661	B SI 92 F SI 91 F SL 82 X CH 84 1-2 28 BB 1B			F SI 92 F SI 92 B SI 92 B SI 93 S CH 84 2-3 ① K	B SI 92 X SL 85 1-0 28 1B 2-H 1B		C FF 96 B SL 86 X FF 96 1-1 28 S 41 1B 1B			4	1	3	1	0	1	0
28 Prince Fielder, L (1, 3) OBP: 0.398, SLG: 0.516	C CH 83 B SL 84 B CH 84 B SI 92 B CH 85 4-1 1-2 BB			X SI 94 0-0 41 HR 1B	S CH 84 B CH 83 X CH 85 1-1 1-2 1B		C SI 89 B CU 76 C CU 77 F CU 80 B CU 78 F SI 90 F SI 90 1 SAFE S CU 77 2-3 ② K 1-2			3	1	2	0	1	1	1
41 Victor Martinez, S (1, 10) OBP: 0.282, SLG: 0.329	B SI 92 C SI 90 F SI 91 F SI 91 F CH 82 F SL 83 S CH 83 1-3 ③ K			F SI 90 X SI 91 0-1 1-H HR	C SI 92 B SI 92 X CH 83 1-1 ③ G6-3		B FC 87 C CU 76 S FC 88 B CU 77 X CU 78 2-2 2-H 1B			4	1	2	3	0	1	4
27 Jhonny Peralta, R (1, 6) OBP: 0.378, SLG: 0.491		S CH 84 C SL 83 S CH 82 0-3 ① K		B SL 83 B SI 92 C SI 92 B CH 85 X SI 91 3-1 13 1B 1B		B SI 90 F CH 80 X SL 83 1-1 4 1B 34 SF9 2B	B SI 90 C FC 87 B CU 77 X SI 91 2-1 ③ F9			4	1	2	0	0	1	1
13 Alex Avila, L (1, 2) OBP: 0.272, SLG: 0.308		C SI 92 X SI 92 0-1 ② F7		B CH 83 1 SAFE B CH 82 X SI 91 2-0 4 G6-4-3 1B 1-2		C CH 84 D SI 91 D CH 84 S CH 83 B SI 92 S CH 82 3-3 ① K		X CH 89 0-0 ① G4-3		4	0	1	0	0	1	1
4 Omar Infante, R (1, 4) OBP: 0.333, SLG: 0.417		B SI 92 C SI 92 B SI 92 X SI 91 2-1 ③ G6-3		C SI 90 X SI 91 0-1 ② ③ G6-4-3 1-2f		X SI 91 0-0 2-3 1B		B FF 94 C SI 90 S SI 92 B FF 95 X SI 92 2-2 ② P4		4	0	1	0	0	0	2
32 Don Kelly, L (1, 8) 34 Avisaíl García, R (6, PH) (7, 8) OBP: 0.304, SLG: 0.316 OBP: 0.327, SLG: 0.458			C SI 92 B CH 83 C CH 84 C SI 92 1-3 ① K		C CH 82 F CH 82 B SI 91 X CH 83 1-2 12 G4-3 24 1B 1B	1 SAFE 1 SAFE 1 SAFE B FF 94 F FF 93 X FF 96 1-1 ② SF9 3-H		B SL 85 C FF 93 X SL 86 1-1 1B		2 1	1 0	1 1	0 1	0 0	1 0	0 0
Inning Stats	R: 0 E: 0 K: 1 S: 12 H: 1 LOB: 2 BB: 1 P: 20	R: 0 E: 0 K: 1 S: 7 H: 0 LOB: 0 BB: 0 P: 9	R: 0 E: 0 K: 1 S: 8 H: 0 LOB: 0 BB: 0 P: 10	R: 2 E: 0 K: 1 S: 11 H: 4 LOB: 1 BB: 0 P: 18	R: 1 E: 0 K: 1 S: 12 H: 3 LOB: 2 BB: 0 P: 17	R: 1 E: 0 K: 2 S: 12 H: 2 LOB: 1 BB: 0 P: 17	R: 1 E: 0 K: 2 S: 16 H: 2 LOB: 1 BB: 0 P: 24	R: 0 E: 0 K: 0 S: 9 H: 1 LOB: 1 BB: 0 P: 12		1B: 11 2B: 1 3B: 0 HR: 1	SF: 1 SAC: 0 DP: 1 HBP: 0		WP: 0 PB: 0 SB: 1 CS: 0	PA: 37		

PITCHER		IP	WLS	BF	H	R	ER	SO	BB	IBB	HBP	BLK	WP	HR	S	P	ERA	WHIP
40 Roberto Hernandez, R ERA: 5.03	(1, 1)	5.1	L	26	10	4	4	6	1	0	0	0	0	1	56	84	6.75	2.062
57 Jake McGee, L ERA: 6.45	(6, 1)	1.0		4	1	1	1	2	0	0	0	0	0	0	11	14	9.00	1.000
35 Jamey Wright, R ERA: 4.23	(7, 1)	0.2		3	1	0	0	1	0	0	0	0	0	0	11	17	0.00	1.500
43 Kyle Farnsworth, R ERA: 7.36	(8, 1)	1.0		4	1	0	0	0	0	0	0	0	0	0	9	12	0.00	1.000

PITCHER	IP	WLS	BF	H	R	ER	SO	BB	IBB	HBP	BLK	WP	HR	S	P	ERA	WHIP

BOTTOM

Tampa Bay Rays @ Detroit Tigers

Comerica Park, Detroit, MI

Thu Jun 06 2013, 1:09 PM - 4:01 PM EDT

Att. 36,168 - Cloudy - 62 F

livebaseballscorecards.com

AB	35
R	5
H	13
RBI	5
BB	1
SO	9
LOB	13

Batter	1	2	3	4	5	6	7	8	9	AB	R	H	RBI	BB	SO	LOB
9 Nate McLouth, L (1, 7) OBP: 0.373, SLG: 0.424	C FF 94 B FF 95 F FF 93 B SL 84 H SL 86 3-2 13 FC4 HBP		C CH 83 B SL 87 B CH 84 C FF 94 F SL 86 B FF 96 F FF 95 B SL 86 4-2 13 1B 1-2 BB		B CH 83 B FF 94 T FF 95 F FF 95 X SI 96 2-2 ③ F8			C FF 92 B FF 93 B CU 79 C FF 91 F FF 92 B FS 81 B FF 92 4-2 BB		1	0	0	0	2	0	1
13 Manny Machado, R (1, 5) OBP: 0.354, SLG: 0.490	B FF 94 F CH 82 F FF 94 1 SAFE F CH 82 1 SAFE X FF 95 1-2 ① FC4 21 G4-6-3 1-2f		X FF 96 0-0 1-3 2-H 1B			X SL 84 0-0 ① P6		1 SAFE B FS 79 1 SAFE X FS 80 1-0 ③ P5		4	0	1	1	0	0	2
21 Nick Markakis, L (1, 9) OBP: 0.345, SLG: 0.430	C FF 95 X FF 95 0-1 ②③ G4-6-3 1-2f		C CH 84 X CH 84 0-1 ③ F8			B FF 95 B FF 94 F SI 94 F SL 87 X CH 85 2-2 ② P6			S SI 95 X SI 97 0-1 ① G5-3	4	0	0	0	0	0	3
10 Adam Jones, R (1, 8) OBP: 0.326, SLG: 0.498		B FF 94 X FF 94 1-0 ① G6-3		C SL 86 S SL 86 B FF 97 X FF 97 1-2 ① G3		B FF 96 F SL 87 X SL 87 1-1 ③ G6-3			B SI 98 S CH 84 F FF 97 S FF 99 1-3 ② K	4	0	0	0	0	1	0
19 Chris Davis, L (1, 3) OBP: 0.429, SLG: 0.719		B FF 95 S SL 87 S FF 96 B FF 96 X SL 86 2-2 ② F8		F CH 86 S SL 87 B SL 87 B FF 97 X CH 86 2-2 ② F8			C CH 82 B SL 84 S FF 95 S FF 97 1-3 ① K		C CH 84 S CH 84 C FF 99 0-3 ③ K	4	0	0	0	0	2	0
32 Matt Wieters, S (1, 2) OBP: 0.293, SLG: 0.423		C SL 85 B FF 96 X FF 95 1-1 ③ L7		B FF 97 F SL 86 B FF 98 X CH 85 2-1 ③ L8			X FF 96 0-0 ② G5-3			3	0	0	0	0	0	0
2 J.J. Hardy, R (1, 6) OBP: 0.300, SLG: 0.479			C FF 94 X FF 94 0-1 ① P4		C FF 92 F FF 95 S SL 87 0-3 ① K		B FF 95 C SI 96 B FF 95 X SL 86 2-1 ③ G6-3			3	0	0	0	0	1	0
36 Chris Dickerson, L (1, 10) OBP: 0.317, SLG: 0.525			B SL 84 B FF 95 C FF 93 B FF 93 B FF 94 4-1 9 WP 13 1B BB		X FF 95 0-0 ② G1-3			C CU 78 S FS 82 B FS 84 X FS 84 1-2 ① P4		2	1	0	0	1	0	0
3 Ryan Flaherty, L (1, 4) OBP: 0.244, SLG: 0.267			B FF 94 B CH 81 X FF 94 2-0 ② P5		X FF 95 0-0 2B			B CU 78 C FS 82 C FF 92 B FF 92 F FS 82 F FF 91 F FS 84 B FF 92 S FS 84 3-3 ② K		3	0	1	0	0	1	1
Inning Stats	R: 0 E: 0 K: 0 S: 8 H: 0 LOB: 0 BB: 0 P: 12	R: 0 E: 0 K: 0 S: 6 H: 0 LOB: 0 BB: 0 P: 10	R: 1 E: 0 K: 0 S: 11 H: 1 LOB: 2 BB: 2 P: 21	R: 0 E: 0 K: 0 S: 8 H: 0 LOB: 0 BB: 0 P: 13	R: 0 E: 0 K: 1 S: 8 H: 1 LOB: 1 BB: 0 P: 10	R: 0 E: 0 K: 0 S: 6 H: 0 LOB: 0 BB: 0 P: 9	R: 0 E: 0 K: 1 S: 6 H: 0 LOB: 0 BB: 0 P: 9	R: 0 E: 0 K: 1 S: 13 H: 0 LOB: 1 BB: 1 P: 22	R: 0 E: 0 K: 2 S: 8 H: 0 LOB: 0 BB: 0 P: 9	1B: 1 2B: 1 3B: 0 HR: 0 SF: 0 SAC: 0 DP: 1 HBP: 1						

PITCHER	IP	WLS	BF	H	R	ER	SO	BB	IBB	HBP	BLK	WP	HR	S	P	ERA	WHIP
22 Chris Archer, R (1, 1) ERA: 4.91	7.0	W	25	2	1	1	2	2	0	1	0	1	0	53	84	1.29	0.571
62 Joel Peralta, R (8, 1) ERA: 1.91	1.0	H	4	0	0	0	1	1	0	0	0	0	0	13	22	0.00	1.000
56 Fernando Rodney, R (9, 1) ERA: 4.56	1.0	S	3	0	0	0	2	0	0	0	0	0	0	8	9	0.00	0.000

PITCHER	IP	WLS	BF	H	R	ER	SO	BB	IBB	HBP	BLK	WP	HR	S	P	ERA	WHIP

TOP

Baltimore Orioles @ Tampa Bay Rays

Tropicana Field, St. Petersburg, FL

Fri Jun 07 2013, 7:12 PM - 9:40 PM EDT

Att. 13,256 - Dome - 72 F

livebaseballscorecards.com

AB	28
R	1
H	2
RBI	1
BB	3
SO	5
LOB	7

WP: 1 PA: 32
PB: 0
SB: 0
CS: 0

Batter	1	2	3	4	5	6	7	8	9	AB	R	H	RBI	BB	SO	LOB
20 Matt Joyce, L (1, 9) OBP: 0.339, SLG: 0.488 5 Sam Fuld, L (9, 7) OBP: 0.261, SLG: 0.235	B FF 92 B SI 92 C FF 92 B SL 84 F FF 92 X FF 92 3-2 ① G4-3		B FF 92 B CU 77 X FF 92 2-0 18 S 1B		B CU 78 B CH 86 C CH 86 F FF 93 X FF 94 2-2 ③ L7		C CU 78 B FF 93 B SI 93 B CH 86 B FF 93 4-1 1-2 BB			3 0	0 0	1 0	0 0	1 0	0 0	0 0
18 Ben Zobrist, S (1, 4) OBP: 0.347, SLG: 0.356 (9, 9)	C CU 78 C FF 93 B SL 82 B SL 83 F SL 81 F CH 86 X FF 92 2-2 1B		B SI 91 C CH 86 1 SAFE B FF 92 B SL 84 B CH 85 4-1 1-2 BB			C CH 85 X FF 92 0-1 ① F8	B SL 82 B SL 81 B SI 89 X SI 89 3-0 ③ F8			3	0	1	0	1	0	2
2 Kelly Johnson, L (1, 7) OBP: 0.333, SLG: 0.503 19 Ryan Roberts, R (9, 4) OBP: 0.280, SLG: 0.350	B FF 92 L SI 92 S CH 86 T FF 93 1-2 ② K		B FF 92 F FF 93 F FF 92 D SL 84 B SL 84 X FF 93 3-2 ③ L9			B CU 77 C CU 77 B CH 85 F FF 93 X CU 78 2-2 ② F7		C CU 78 C CU 78 B FF 97 B CU 82 B FF 97 C CU 80 3-3 ① K		4 0	0 0	0 0	0 0	0 0	2 0	3 0
3 Evan Longoria, R (1, 5) OBP: 0.354, SLG: 0.521	C SL 84 F SL 83 B FF 93 B FF 94 T FF 94 2-2 ③ K			B CU 76 S CH 85 X FF 93 1-1 ① G1-3		B CH 86 B FF 93 B FF 92 C FF 93 S CH 86 X FF 94 3-2 ③ G4-3		C FC 90 X FC 91 0-1 ② G1-3		4	0	0	0	0	1	1
21 James Loney, L (1, 3) OBP: 0.394, SLG: 0.520		B SL 83 X FF 92 1-0 ① G3		B FF 92 C FF 93 C FF 93 B SL 84 B FF 93 X SL 84 3-2 8 F8 2B			F FF 92 C FF 92 X FF 93 0-2 8 HR 1B	F FF 96 F FF 96 X FF 97 0-2 ③ F8		4	1	2	0	0	0	0
8 Desmond Jennings, R (1, 8) OBP: 0.311, SLG: 0.424	C FF 93 B FF 93 B SL 84 B SL 82 F FF 93 X FF 93 3-2 ② G5-3			B FF 93 C FF 93 X SL 85 1-1 ② F8 2-3			X FF 93 0-0 1-H HR			3	1	1	2	0	0	1
30 Luke Scott, L (1, 10) OBP: 0.330, SLG: 0.337	X SI 93 0-0 ③ G6-3			C FF 94 S FF 94 X FF 94 0-2 ③ F8			B CH 86 X CH 86 1-0 ① G6-3			3	0	0	0	0	0	1
28 José Molina, R (1, 2) OBP: 0.268, SLG: 0.324			C SL 82 X FF 91 0-1 ① G5-3		F FF 92 B CU 76 B SL 83 B FF 93 X FF 93 3-1 ① G6-3		C SL 86 F FF 93 S SL 84 0-3 ② K			3	0	0	0	0	1	0
11 Yunel Escobar, R (1, 6) OBP: 0.300, SLG: 0.374			X FF 92 0-0 ② F9		C FF 94 B CU 77 X SL 85 1-1 ② G6-3		C SL 85 X FF 93 0-1 20 BB 1B			3	0	1	0	0	0	0
Inning Stats	R: 0 E: 0 K: 2 S: 14 H: 1 LOB: 1 BB: 0 P: 22	R: 0 E: 0 K: 0 S: 5 H: 0 LOB: 0 BB: 0 P: 9	R: 0 E: 0 K: 0 S: 8 H: 1 LOB: 2 BB: 1 P: 17	R: 0 E: 0 K: 0 S: 10 H: 1 LOB: 1 BB: 0 P: 15	R: 0 E: 0 K: 0 S: 7 H: 0 LOB: 0 BB: 0 P: 13	R: 0 E: 0 K: 0 S: 8 H: 0 LOB: 0 BB: 0 P: 13	R: 2 E: 0 K: 1 S: 12 H: 3 LOB: 2 BB: 1 P: 20	R: 0 E: 0 K: 1 S: 8 H: 0 LOB: 0 BB: 0 P: 11		1B: 4 2B: 1 3B: 0 HR: 1 SF: 0 SAC: 0 DP: 0 HBP: 0					

PITCHER		IP	WLS	BF	H	R	ER	SO	BB	IBB	HBP	BLK	WP	HR	S	P	ERA	WHIP
39 Jason Hammel, R ERA: 5.18	(1, 1)	6.2	L	28	6	2	2	3	2	0	0	0	0	1	63	105	2.70	1.200
40 Troy Patton, L ERA: 4.94	(7, 1)	0.1		1	0	0	0	0	0	0	0	0	0	0	1	4	0.00	0.000
29 Tommy Hunter, R ERA: 1.64	(8, 1)	1.0		3	0	0	0	1	0	0	0	0	0	0	8	11	0.00	0.000

PITCHER	IP	WLS	BF	H	R	ER	SO	BB	IBB	HBP	BLK	WP	HR	S	P	ERA	WHIP

BOTTOM

Baltimore Orioles @ Tampa Bay Rays

Tropicana Field, St. Petersburg, FL

Fri Jun 07 2013, 7:12 PM - 9:40 PM EDT

Att. 13,256 - Dome - 72 F

livebaseballscorecards.com

AB	30
R	2
H	6
RBI	2
BB	2
SO	4
LOB	8

WP: 0	PA: 32		
PB: 0			
SB: 1			
CS: 0			

Batter	1	2	3	4	5	6	7	8	9	AB	R	H	RBI	BB	SO	LOB
9 Nate McLouth, L (1, 7) OBP: 0.367, SLG: 0.416	C FF 91 B FF 90 X FF 91 1-1 ① F8		B CU 73 B CH 79 C SI 90 X CH 80 2-1 ② G3		C CU 76 X FF 90 0-1 ③ F7			X FC 87 0-0 ③ F8		4	0	0	0	0	0	2
13 Manny Machado, R (1, 5) OBP: 0.352, SLG: 0.487	B FF 91 M CH 81 B CH 81 B SI 91 X FF 91 3-1 10 1B 1B		B FF 91 C FF 91 C CH 79 X CU 79 1-2 ③ G6-3			B FF 88 S CH 78 B CH 78 C FF 90 F CH 79 F FF 90 X CU 79 2-2 ① G5-3			B FF 94 B CH 89 C CH 89 C CH 88 X SL 87 2-2 ① F9	4	0	1	0	0	0	0
21 Nick Markakis, L (1, 9) OBP: 0.339, SLG: 0.423	B CH 80 C FF 90 B SI 90 B FF 91 X FF 91 3-1 ② P5			C FF 90 X FF 90 0-1 ① F9		B CH 78 C FF 91 F FF 90 X FF 91 1-2 ② F9			C FF 95 B CH 87 X FF 94 1-2 ② G4-3	4	0	0	0	0	0	1
10 Adam Jones, R (1, 8) OBP: 0.326, SLG: 0.496 28 Steve Pearce, R (9, PH) OBP: 0.308, SLG: 0.391	B SI 91 T SI 91 X SI 90 1-1 1-2 1B			C CU 76 S CH 78 F CH 78 B FF 91 F CU 78 X SI 91 1-2 ② G6-3		F FF 91 F FF 91 X FF 90 0-2 ③ L7			C FF 94 B SL 86 F SL 88 F FF 96 B SL 80 B FF 95 S FF 93 3-3 ③ K	3 1	0 0	1 0	0 0	0 0	0 1	0 0
19 Chris Davis, L (1, 3) OBP: 0.424, SLG: 0.709	F SI 91 B FF 91 F CH 80 B FF 91 F CU 78 B FF 91 X CH 81 3-2 ③ P5			B SI 90 F FF 90 B FF 90 F SI 90 S CU 78 2-3 ③ K			C SI 91 S FF 92 S CH 83 0-3 ① K			3	0	0	0	0	2	2
32 Matt Wieters, S (1, 2) OBP: 0.294, SLG: 0.422 31 Taylor Teagarden, R (7, 2)		C FF 89 B CU 77 F FF 90 B CH 77 B FF 91 S CH 81 3-3 ① K			F SI 91 B CH 78 B CU 74 F CH 79 F CH 78 B FF 91 F CH 79 X CH 79 3-2 3 FC3-6 2 1B 1B		S CH 84 B FF 92 X CH 84 1-1 ② L8			3 0	0 0	1 0	0 0	0 0	1 0	0 0
2 J.J. Hardy, R (1, 6) OBP: 0.300, SLG: 0.477 12 Alexi Casilla, S (8, 4) OBP: 0.257, SLG: 0.281		T FF 91 X FF 91 0-1 ② F8			B CH 79 B SI 90 X CH 80 2-0 3 FC3-6 1-2 1B		C FF 93 F SI 90 B SI 92 C CH 84 1-3 ③ K			3 0	0 0	1 0	0 0	0 0	1 0	0 0
36 Chris Dickerson, L (1, 10) OBP: 0.303, SLG: 0.500		C CH 80 B CH 79 C FF 90 S CU 78 1-3 ③ K			C SI 91 B FF 92 B FF 90 B FF 92 F FF 92 T CH 80 3-2 ① K			F SI 87 B CU 76 B CH 82 F FC 87 B CU 78 T FC 89 3-2 ① K		3	0	0	0	0	3	2
3 Ryan Flaherty, L (1, 4) OBP: 0.238, SLG: 0.261 (8, 6)			C CH 79 C CU 76 S CH 78 0-3 ① K		B FF 90 B FF 90 F CH 80 X FF 90 2-1 ② FC3-6 1-2f 2-3			B CH 83 X FC 88 1-0 ② F7		3	0	0	0	0	1	2
Inning Stats	R: 0 H: 2 E: 0 LOB: 2 K: 0 BB: 0 S: 12 P: 23	R: 0 H: 0 E: 0 LOB: 0 K: 2 BB: 0 S: 8 P: 12	R: 0 H: 0 E: 0 LOB: 0 K: 1 BB: 0 S: 8 P: 11	R: 0 H: 0 E: 0 LOB: 0 K: 1 BB: 0 S: 10 P: 13	R: 0 H: 2 E: 0 LOB: 2 K: 1 BB: 0 S: 13 P: 23	R: 0 H: 0 E: 0 LOB: 0 K: 0 BB: 0 S: 11 P: 14	R: 0 H: 0 E: 0 LOB: 0 K: 2 BB: 0 S: 8 P: 10	R: 0 H: 0 E: 0 LOB: 0 K: 1 BB: 0 S: 5 P: 9	R: 0 H: 0 E: 0 LOB: 0 K: 1 BB: 0 S: 10 P: 16	1B: 4 SF: 0 2B: 0 SAC: 0 3B: 0 DP: 0 HR: 0 HBP: 0						

PITCHER		IP	WLS	BF	H	R	ER	SO	BB	IBB	HBP	BLK	WP	HR	S	P	ERA	WHIP
58 Jeremy Hellickson, R ERA: 5.18	(1, 1)	6.0	W	22	4	0	0	5	0	0	0	0	0	0	62	96	0.00	0.667
54 Alex Torres, L ERA:	(7, 1)	1.0		3	0	0	0	2	0	0	0	0	0	0	8	10	0.00	0.000
35 Jamey Wright, R ERA: 4.08	(8, 1)	1.0		3	0	0	0	1	0	0	0	0	0	0	5	9	0.00	0.000
43 Kyle Farnsworth, R ERA: 6.89	(9, 1)	1.0		3	0	0	0	1	0	0	0	0	0	0	10	16	0.00	0.000

PITCHER	IP	WLS	BF	H	R	ER	SO	BB	IBB	HBP	BLK	WP	HR	S	P	ERA	WHIP

TOP

Baltimore Orioles @ Tampa Bay Rays

Tropicana Field, St. Petersburg, FL

Sat Jun 08 2013, 4:12 PM - 7:02 PM EDT

Att. 21,834 - Dome - 72 F

livebaseballscorecards.com

AB	31
R	0
H	4
RBI	0
BB	0
SO	9
LOB	9

1B: 4	SF: 0	WP: 0	PA: 31
2B: 0	SAC: 0	PB: 0	
3B: 0	DP: 0	SB: 0	
HR: 0	HBP: 0	CS: 0	

Batter	1	2	3	4	5	6	7	8	9	AB	R	H	RBI	BB	SO	LOB
20 Matt Joyce, L (1, 9) OBP: 0.330, SLG: 0.474	B FF 94 F FF 94 S FS 80 B FS 88 F FF 96 X FS 83 2-2 G1-3 ①	C CH 86 S FF 94 F FF 94 S FS 84 0-3 K ②		B FS 84 B FF 95 X FF 94 2-0 L4 ③	B SI 89 B SL 81 C SL 78 S SI 88 S SI 88 2-3 K ③		F SI 87 F SL 78 F SI 88 X SI 88 0-2 G3-1 ③			5	0	0	0	0	2	6
18 Ben Zobrist, S (1, 4) OBP: 0.352, SLG: 0.371	B FF 93 B FS 82 B FF 94 C FF 94 F FF 95 X SL 81 3-2 3 1B 2B	X FF 95 0-0 1-2 3-H 1B			X FF 94 0-0 2 L8 21 1B 2B	C SI 87 B SI 87 F CH 81 X SI 88 1-2 G4-3 ①		B FF 96 T SI 96 F CH 88 B SL 83 S SL 83 2-3 K ①		5	2	3	1	0	1	0
2 Kelly Johnson, L (1, 7) OBP: 0.325, SLG: 0.489	C FF 94 C FF 95 B FF 95 T SL 84 1-2 K ②	B FS 87 F FF 95 X FF 95 1-1 F7 ③			B CH 86 F FF 94 X FF 94 1-1 L8 ① 2-3	X SL 77 0-0 P6 ②		S CH 87 T CH 88 S SL 83 0-3 K ②		5	0	0	0	0	2	4
3 Evan Longoria, R (1, 5) OBP: 0.360, SLG: 0.521 19 Ryan Roberts, R (8, PH) OBP: 0.286, SLG: 0.356 (9, 5)	C SL 83 B FF 96 X FF 97 1-1 2-H 1B		F FF 94 B FF 97 B FS 81 B FS 81 F FF 95 S FF 97 3-3 K ①		B FS 82 S CH 88 S FS 89 D FS 90 B FF 97 D CH 89 4-2 8 BB 21 1B 30 3B BB	B SI 88 C CH 82 B SI 88 B SI 88 B SL 76 4-1 BB		F SI 96 X SI 96 0-1 1B		2 1	1 0	1 1	1 0	2 0	1 0	0 0
21 James Loney, L (1, 3) OBP: 0.390, SLG: 0.512	B FF 95 B FS 85 T FF 95 F FF 95 F FF 96 S FS 82 2-3 K ③		C FS 85 B FS 82 X FF 96 1-1 F7 ②		F FF 96 F FF 96 B FF 96 X FS 84 1-2 8 BB 30 3B 3-H 1B	C SI 87 B SI 88 C SI 88 F SI 88 B SI 89 X SI 89 2-2 G3 ③		S SL 84 X SI 97 0-1 G4-3 ③		5	1	1	1	0	1	3
8 Desmond Jennings, R (1, 8) OBP: 0.310, SLG: 0.418 5 Sam Fuld, L (9, 8) OBP: 0.261, SLG: 0.235		C SL 80 F SL 82 C FF 96 0-3 K ①	B SL 81 C FF 96 F SL 82 S FS 85 1-3 K ③		C FF 96 D SL 83 D FF 96 B SL 80 B FF 95 4-1 30 3B 1-2 2-3 BB		B SI 88 B SI 88 F SI 87 B SI 88 C SI 87 F SI 88 S SI 87 3-3 K ①			3 0	1 0	0 0	0 0	1 0	3 0	0 0
30 Luke Scott, L (1, 10) OBP: 0.336, SLG: 0.357		B FF 93 S FS 86 B FF 95 B FF 94 B FS 85 4-1 59 1B 11 1B BB		X FF 93 0-0 F8 ①	C SL 77 F SI 88 F SI 88 X SL 79 0-2 59 2B 1-H 2-H 3-H 3B		X SI 88 0-0 G6-3 ②			3	2	1	3	1	0	0
59 Jose Lobaton, S (1, 2) OBP: 0.351, SLG: 0.426		F FF 94 B FF 94 S FS 84 B FF 94 X FS 83 2-2 11 1B 18 1B 1-2 1B		B FF 95 F FF 92 B FF 94 T FF 96 X FF 96 2-2 L5 ②	X SL 78 0-0 11 G4-3 3-H 2B		B SI 88 F SI 88 X CH 82 1-1 11 1B 1B			4	1	3	1	0	0	0
11 Yunel Escobar, R (1, 6) OBP: 0.308, SLG: 0.381		C FF 95 X SL 83 0-1 18 1B 1-3 2-H 1B		X FF 96 0-0 1B	B SI 88 C SI 88 X SI 88 1-1 G4-3 ② 2-3		C SL 79 B SI 88 X SI 87 1-1 1-2 1B			4	0	3	1	0	0	1
Inning Stats	R: 1 E: 0 K: 2 S: 16 H: 2 LOB: 1 BB: 0 P: 25	R: 2 E: 0 K: 2 S: 16 H: 3 LOB: 2 BB: 1 P: 23	R: 0 E: 0 K: 2 S: 8 H: 0 LOB: 0 BB: 0 P: 13	R: 0 E: 0 K: 0 S: 6 H: 1 LOB: 1 BB: 0 P: 10	R: 5 E: 0 K: 1 S: 19 H: 4 LOB: 1 BB: 2 P: 32	R: 0 E: 0 K: 0 S: 9 H: 0 LOB: 1 BB: 1 P: 16	R: 0 E: 0 K: 1 S: 13 H: 2 LOB: 2 BB: 0 P: 18	R: 0 E: 0 K: 2 S: 10 H: 1 LOB: 1 BB: 0 P: 12		1B: 9 2B: 3 3B: 1 HR: 0 SF: 0 SAC: 0 DP: 0 HBP: 0						

PITCHER		IP	WLS	BF	H	R	ER	SO	BB	IBB	HBP	BLK	WP	HR	S	P	ERA	WHIP
37 Kevin Gausman, R ERA: 8.84	(1, 1)	4.1	L	24	8	7	7	6	3	0	0	0	0	0	55	90	14.54	2.538
66 T.J. McFarland, L ERA: 4.15	(5, 1)	2.2		13	4	1	1	2	1	0	0	0	0	0	32	47	3.38	1.875
47 Pedro Strop, R ERA: 5.79	(8, 1)	1.0		4	1	0	0	2	0	0	0	0	0	0	10	12	0.00	1.000

PITCHER	IP	WLS	BF	H	R	ER	SO	BB	IBB	HBP	BLK	WP	HR	S	P	ERA	WHIP

BOTTOM

Baltimore Orioles @ Tampa Bay Rays

Tropicana Field, St. Petersburg, FL

Sat Jun 08 2013, 4:12 PM - 7:02 PM EDT

Att. 21,834 - Dome - 72 F

livebaseballscorecards.com

AB	37
R	8
H	13
RBI	8
BB	4
SO	10
LOB	14

WP: 0	PA: 41		
PB: 0			
SB: 0			
CS: 0			

Baltimore Orioles @ Tampa Bay Rays

Tropicana Field, St. Petersburg, FL

Sun Jun 09 2013, 1:43 PM - 5:00 PM EDT

Att. 19,921 - Dome - 72 F

TOP

livebaseballscorecards.com

Batter	1	2	3	4	5	6	7	8	9	AB	R	H	RBI	BB	SO	LOB
21 Nick Markakis, L (1, 9) OBP: 0.337, SLG: 0.425	X FF 90 0-0 ① G1-3	B FF 93 B SI 92 F SI 92 B SI 92 F SI 92 S SI 93 3-3 ② K	X SI 92 0-0 ② SF9 2-3 3-H		C SI 91 F SI 91 S KC 80 0-3 ② K		X FF 89 0-0 1-H 2B		1 SAFE 1 SAFE B SI 89 1 SAFE C FC 88 1-1 ③ CS 1-2	4	0	1	2	0	2	2
13 Manny Machado, R (1, 5) OBP: 0.353, SLG: 0.487	H FF 91 1-0 2 2B HBP	F CH 84 S CH 85 X SI 94 0-2 1-H 2 2B 2B	B FF 93 X CH 85 1-0 ③ F9		F SI 90 B FF 92 S KC 78 B FF 91 B CH 82 X SI 93 3-2 ③ P4 1-2		B FF 90 C CH 84 D CH 85 X FF 91 2-1 ③ G1-3			4	2	1	1	0	0	3
2 J.J. Hardy, R (1, 6) OBP: 0.306, SLG: 0.488	B FF 90 S FF 91 T SI 92 F SI 92 X SI 93 1-2 1-H 10 2B 2B	B SI 93 B KC 81 C FF 93 F SI 92 X CH 82 2-2 10 WP 2-H 2B		C FF 90 X CH 85 0-1 ① G5-3		C FF 90 B FF 90 X FF 90 1-1 ① G4-3		C FF 88 X SI 89 0-1 1B		5	1	3	2	0	0	0
10 Adam Jones, R (1, 8) OBP: 0.331, SLG: 0.513	S CH 82 X FF 93 0-1 2-H 2B	F SI 93 B CH 83 F CH 82 F KC 80 F KC 81 B CH 83 T CH 83 2-2 ③ K 2-3		C FF 91 X KC 77 0-1 HR		C FF 92 B FF 90 B FF 91 X FF 91 2-1 1B		F FF 90 S FF 90 B FF 90 F CH 84 S SL 84 1-3 ① K		5	1	3	2	0	2	2
19 Chris Davis, L (1, 3) OBP: 0.415, SLG: 0.693	B FF 91 T FF 92 F FF 92 2 SAFE X FF 92 1-2 ② F9		C FF 90 B FF 93 X SI 93 1-1 ① G4-3	S FF 94 F FF 94 B FF 93 B SI 92 C KC 80 2-3 ② K		S CU 70 F FF 90 D CU 71 F FF 91 B FF 90 S FF 90 2-3 ② K		S SL 82 X FF 90 0-1 ② P5		5	0	0	0	0	2	3
32 Matt Wieters, S (1, 2) OBP: 0.296, SLG: 0.426	C CH 82 F CH 82 B CH 82 F KC 80 B FF 93 T CH 83 2-2 ③ K		F FF 91 B KC 79 X CH 85 1-1 28 1B 12 1B 2B	B FF 91 F SI 90 X CH 83 1-1 1B		S CH 85 C FF 91 S CU 70 0-3 ③ K		X FF 90 0-0 ③ G6-3		5	1	2	0	0	2	3
35 Danny Valencia, R (1, 10) OBP: 0.308, SLG: 0.611		C SI 91 X KC 80 0-1 28 1B 12 SF9 2B	B FF 93 C CH 84 T FF 92 D KC 81 B FF 93 B FF 92 4-2 12 1B 28 1B 12 E BB	S CH 83 C KC 79 B FF 92 B KC 80 F CH 84 S SI 94 2-3 ③ K			F CH 87 B SI 88 B CH 83 C FF 90 C CU 68 2-3 ① K		X SI 89 0-0 ① G5-3	4	2	1	0	1	2	1
28 Steve Pearce, R (1, 7) 36 Chris Dickerson, L (9, PH) (9, 7) OBP: 0.329, SLG: 0.411 OBP: 0.299, SLG: 0.492		C FF 92 C CH 83 X CH 84 0-2 13 2B 2-3 1B	S FF 91 F CH 85 X CH 83 0-2 12 E 21 SF9 1-2 2-3 1B		F FF 90 B FF 92 F KC 80 X KC 78 1-2 12 FC6-4 1B		S CH 83 S CU 69 B CH 82 B FF 90 X CU 68 2-2 ② G5-3		C SI 88 F FC 87 F CU 77 B CU 78 S FC 88 1-3 ② K	4 1	2 0	3 0	0 0	0 0	0 1	0 0
12 Alexi Casilla, S (1, 4) OBP: 0.280, SLG: 0.299		X SI 92 0-0 ① SF9 3-H	X CH 82 0-0 E2 21 SF9 1-3 2-H 3-H 1B		F FF 89 F FF 91 B CH 83 X CH 83 1-2 ① FC6-4 13 WP 1-2f		C FF 90 B FF 90 F FF 90 X CU 69 1-2 21 2B 1B		B SI 89 B SI 89 B FC 87 B SI 88 4-0 21 CS BB	3	1	2	2	1	0	1

	AB	40
	R	10
	H	16
	RBI	9
	BB	2
	SO	11
	LOB	15

Inning Stats																		
	R: 2	H: 2	R: 3	H: 4	R: 3	H: 3	R: 1	H: 2	R: 0	H: 1	R: 0	H: 1	R: 1	H: 2	R: 0	H: 1	R: 0	H: 0
	E: 0	LOB: 1	E: 0	LOB: 1	E: 1	LOB: 1	E: 0	LOB: 1	E: 0	LOB: 1	E: 0	LOB: 1	E: 0	LOB: 1	E: 0	LOB: 1	E: 0	LOB: 0
	K: 1	BB: 0	K: 2	BB: 0	K: 0	BB: 1	K: 2	BB: 0	K: 1	BB: 0	K: 2	BB: 0	K: 1	BB: 0	K: 1	BB: 0	K: 1	BB: 1
	S: 14	P: 19	S: 20	P: 27	S: 12	P: 19	S: 13	P: 18	S: 12	P: 17	S: 11	P: 16	S: 12	P: 19	S: 9	P: 10	S: 6	P: 12

	1B: 8	SF: 2
	2B: 7	SAC: 0
	3B: 0	DP: 0
	HR: 1	HBP: 1

	WP: 2	PA: 46
	PB: 0	
	SB: 0	
	CS: 1	

PITCHER		IP	WLS	BF	H	R	ER	SO	BB	IBB	HBP	BLK	WP	HR	S	P	ERA	WHIP
55 Matt Moore, L ERA: 3.78	(1, 1)	5.0	L	29	12	9	8	6	1	0	1	0	2	1	71	100	14.40	2.600
27 Cesár Ramos, L ERA: 3.95	(6, 1)	3.0		13	4	1	1	4	0	0	0	0	0	0	32	45	3.00	1.333
35 Jamey Wright, R ERA: 3.94	(9, 1)	1.0		3	0	0	0	1	1	0	0	0	0	0	6	12	0.00	1.000

PITCHER		IP	WLS	BF	H	R	ER	SO	BB	IBB	HBP	BLK	WP	HR	S	P	ERA	WHIP

Batter	1	2	3	4	5	6	7	8	9	AB	R	H	RBI	BB	SO	LOB
20 Matt Joyce, L (1, 9) OBP: 0.332, SLG: 0.472	C FC 89 M FC 90 F KC 76 B KC 76 S CH 83 1-3 K ①	F FC 93 F FF 92 F CH 86 B FF 91 X FF 92 1-2 F7 ③	B CH 84 F CH 83 F FC 90 B CH 83 S CH 84 2-3 K ②	B CH 84 F FC 90 B CH 83 S CH 84 2-3 K ②	C SL 87 B CU 76 B FF 92 F FF 92 X FF 93 2-2 3 30 1B 1B 1B	B CU 81 B CH 86 C FF 98 S FC 92 X FF 98 2-2 59 1B 1-2 1B	5 1 2 0 0 2 0		
18 Ben Zobrist, S (1, 4) OBP: 0.355, SLG: 0.386 1 Sean Rodríguez, R (7, 6) OBP: 0.329, SLG: 0.415 59 Jose Lobaton, S (9, PH) OBP: 0.357, SLG: 0.431	B FC 92 C KC 76 B KC 77 X CH 84 2-1 F7 ②	B CH 84 C CH 82 B CH 83 F FC 92 X KC 77 2-2 HR	B FF 92 B CH 84 B CH 84 C FC 93 C FC 93 F CH 85 F FC 94 B SL 88 4-2 2 PB 2 1B BB	S FF 91 B SI 92 C FF 91 X CH 83 1-2 F7 ①	B CU 78 F FF 94 C SI 94 B CU 79 X SI 94 2-2 1-2 2-H 1B	2 2 1 1 1 0 0 1 0 0 0 0 0 1 1 0 1 1 0 0 0		
2 Kelly Johnson, L (1, 7) OBP: 0.322, SLG: 0.481 (7, 4)	B KC 76 F FC 92 X FC 92 1-1 G1-3 ③	S KC 78 C FC 93 B FF 90 B CH 85 F FF 93 F FC 92 S CH 84 2-3 K ①	F FF 91 1 SAFE B CH 83 B FC 92 C KC 78 B FF 92 X CH 83 3-2 3 FC5-4 1-H 1B	C FF 91 S FF 92 X FF 92 0-2 F7 ②	B CU 78 B FF 94 S CH 89 X FF 94 2-1 P6 ③	5 0 1 1 0 1 3		
3 Evan Longoria, R (1, 10) OBP: 0.362, SLG: 0.525	F FC 91 B FC 90 F FC 92 X FC 93 1-2 21 G4-3 8 1B 2B	B KC 76 F CH 84 B FC 93 C KC 78 X CH 85 2-2 F8 ②	F CH 84 B FC 94 C FC 94 B KC 78 F CH 84 X CH 84 2-2 FC5-4 1-2f	B CH 85 C SI 92 T CH 84 X CH 84 1-2 30 1B 1-2 1B	4 1 2 0 0 0 1		
21 James Loney, L (1, 3) OBP: 0.387, SLG: 0.507 30 Luke Scott, L (7, 3) OBP: 0.339, SLG: 0.360	C FF 92 F FC 93 F FF 92 X KC 78 0-2 G4-3 ① 2-3	B KC 78 C FF 92 F FF 92 X KC 79 1-2 G3-1 ③	B SL 78 C SI 86 C SL 78 S FF 87 1-3 K ①	F SL 88 F FF 93 X FF 92 0-2 1-2 2-H 1B	2 0 0 0 0 0 1 2 0 1 1 0 1 0		
8 Desmond Jennings, R (1, 8) OBP: 0.309, SLG: 0.415	C KC 77 B FC 93 X KC 78 1-1 19 CS 3-H 1B	S CH 83 B FC 91 C SL 86 B CH 85 X CH 83 2-2 G5-3 ①	C SI 86 C SL 79 F SL 79 B SI 87 C SL 80 1-3 K ②	C CU 80 F FF 98 B FF 99 B FC 93 S CU 82 2-3 K ③	4 0 1 1 0 2 2		
19 Ryan Roberts, R (1, 5) OBP: 0.285, SLG: 0.352	B KC 76 B FC 92 C FC 93 X KC 78 2-1 G5-3 ② ③ 1-2	B FC 91 S FC 90 B FC 92 S CH 83 X FC 92 2-2 F8 ②	C SL 79 B FF 86 B SI 86 F SL 79 S FF 87 2-3 K ③	S FC 88 B FF 95 X FF 97 1-1 5 FC6-4 1B	4 0 1 0 0 1 1		
28 José Molina, R (1, 2) OBP: 0.267, SLG: 0.321	F FC 90 X KC 75 0-1 G6-3 ①	B KC 77 F CH 82 S FC 92 S FC 93 1-3 K ③	F FF 91 X CH 84 0-1 5 HR 1B	F FF 96 F FF 95 B FC 90 F FC 92 B FF 96 B FF 95 F FC 93 S FC 90 3-3 K ①	4 1 1 0 0 2 1		
11 Yunel Escobar, R (1, 6) OBP: 0.305, SLG: 0.378 5 Sam Fuld, L (7, 7) OBP: 0.266, SLG: 0.277	B KC 74 C KC 76 B FC 91 F FC 92 B FC 93 F FC 93 F KC 78 X FC 92 3-2 P3 ②	B CH 82 F FC 90 C KC 76 F FC 93 B FF 91 B SL 86 S CH 83 3-3 K ①	B FF 91 C SL 86 X SL 86 1-1 1-H HR	C CU 80 X FF 95 0-1 FC6-4 20 59 1B 1-2f ②	2 0 0 0 0 1 0 2 2 1 2 0 0 1		
Inning Stats	R: 0 H: 0 E: 0 LOB: 0 K: 1 BB: 0 S: 8 P: 12	R: 1 H: 2 E: 0 LOB: 0 K: 0 BB: 0 S: 11 P: 15	R: 0 H: 0 E: 0 LOB: 0 K: 0 BB: 0 S: 11 P: 15	R: 1 H: 1 E: 0 LOB: 0 K: 1 BB: 0 S: 14 P: 21	R: 0 H: 0 E: 0 LOB: 0 K: 1 BB: 0 S: 9 P: 14	R: 1 H: 1 E: 0 LOB: 1 K: 2 BB: 1 S: 18 P: 32	R: 0 H: 0 E: 0 LOB: 0 K: 3 BB: 0 S: 10 P: 14	R: 3 H: 5 E: 0 LOB: 2 K: 1 BB: 0 S: 22 P: 29	R: 1 H: 3 E: 0 LOB: 2 K: 1 BB: 0 S: 17 P: 27	1B: 9 SF: 0 2B: 1 SAC: 0 3B: 0 DP: 0 HR: 2 HBP: 0				WP: 0 PA: 39 PB: 1 SB: 0 CS: 1		

PITCHER		IP	WLS	BF	H	R	ER	SO	BB	IBB	HBP	BLK	WP	HR	S	P	ERA	WHIP
30 Chris Tillman, R ERA: 3.89	(1, 1)	6.0	W	22	4	3	2	5	1	0	0	0	0	1	71	109	3.00	0.833
56 Darren O'Day, R ERA: 1.61	(7, 1)	1.0		3	0	0	0	3	0	0	0	0	0	0	10	14	0.00	0.000
17 Brian Matusz, L ERA: 4.01	(8, 1)	0.2		7	5	3	3	0	0	0	0	0	0	1	19	24	40.50	7.500
29 Tommy Hunter, R ERA: 1.85	(8, 1)	1.0	H	5	2	1	1	2	0	0	0	0	0	0	15	23	9.00	2.000
43 Jim Johnson, R ERA: 4.3	(9, 1)	0.1	S	2	1	0	0	0	0	0	0	0	0	0	5	9	0.00	3.000

PITCHER	IP	WLS	BF	H	R	ER	SO	BB	IBB	HBP	BLK	WP	HR	S	P	ERA	WHIP

BOTTOM

Baltimore Orioles @ Tampa Bay Rays

Tropicana Field, St. Petersburg, FL

Sun Jun 09 2013, 1:43 PM - 5:00 PM EDT

Att. 19,921 - Dome - 72 F

livebaseballscorecards.com

AB	38
R	7
H	12
RBI	7
BB	1
SO	10
LOB	11

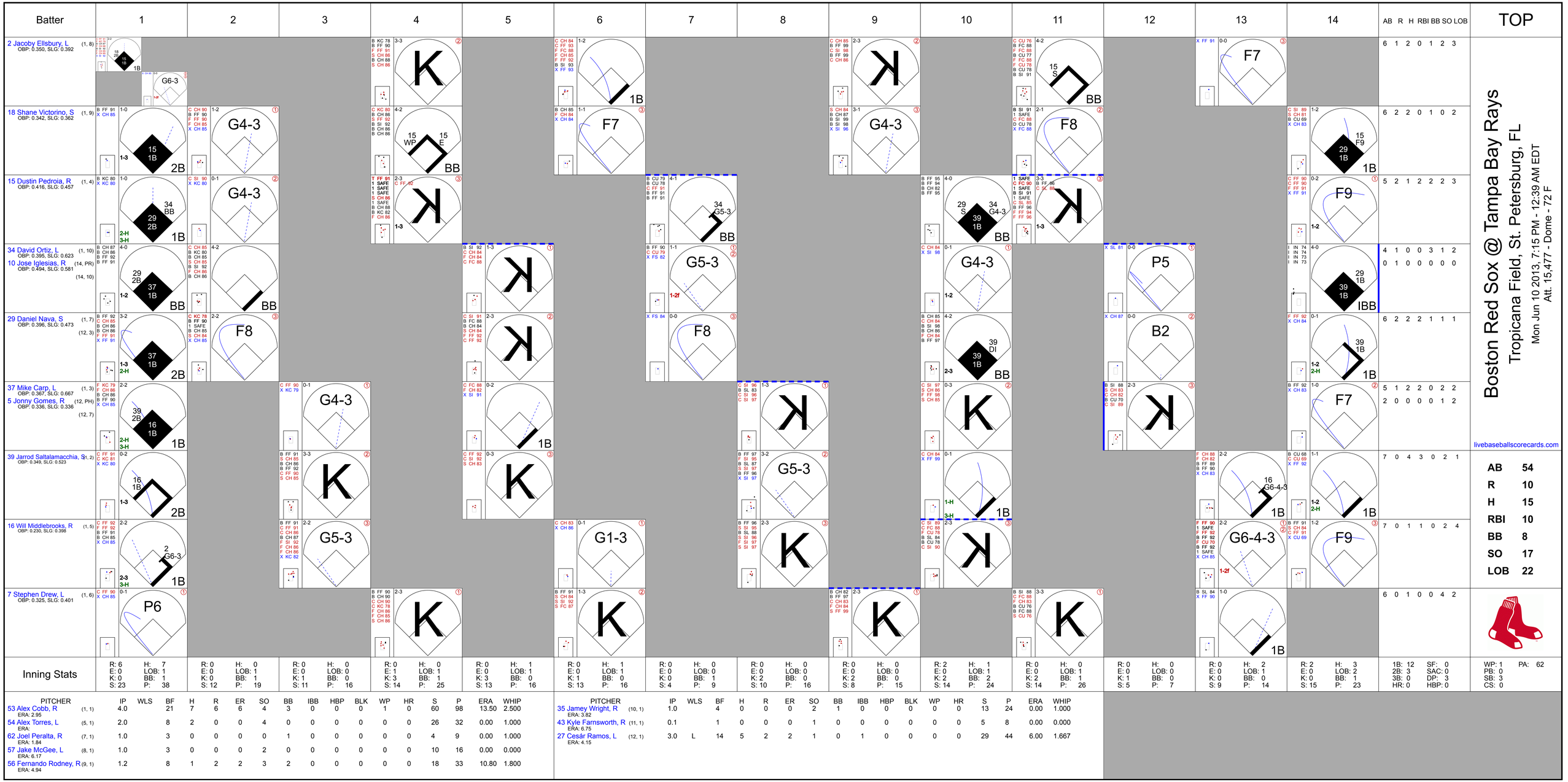
Batter
1
2
3
4
5
6
7
8
9
10
11
12
13
14
AB R H RBI BB SO LOB
TOP
2 Jacoby Ellsbury, L (1, 8)
OBP: 0.350, SLG: 0.392
18 Shane Victorino, S (1, 9)
OBP: 0.342, SLG: 0.362
15 Dustin Pedroia, R (1, 4)
OBP: 0.416, SLG: 0.457
34 David Ortiz, L (1, 10)
OBP: 0.395, SLG: 0.623
10 Jose Iglesias, R (14, PR)
OBP: 0.494, SLG: 0.581
(14, 10)
29 Daniel Nava, S (1, 7)
OBP: 0.396, SLG: 0.473
(12, 3)
37 Mike Carp, L (1, 3)
OBP: 0.367, SLG: 0.667
5 Jonny Gomes, R (12, PH)
OBP: 0.336, SLG: 0.336
(12, 7)
39 Jarrod Saltalamacchia, St (1, 2)
OBP: 0.349, SLG: 0.523
16 Will Middlebrooks, R (1, 5)
OBP: 0.230, SLG: 0.398
7 Stephen Drew, L (1, 6)
OBP: 0.325, SLG: 0.401
Boston Red Sox @ Tampa Bay Rays
Tropicana Field, St. Petersburg, FL
Mon Jun 10 2013, 7:15 PM - 12:39 AM EDT
Att. 15,477 - Dome - 72 F
livebaseballscorecards.com
AB 54
R 10
H 15
RBI 10
BB 8
SO 17
LOB 22
Inning Stats
PITCHER IP WLS BF H R ER SO BB IBB HBP BLK WP HR S P ERA WHIP
53 Alex Cobb, R (1, 1) ERA: 2.95 4.0 21 7 6 6 4 3 0 0 0 1 0 60 98 13.50 2.500
54 Alex Torres, L (5, 1) ERA: 2.0 8 2 0 0 4 0 0 0 0 0 0 26 32 0.00 1.000
62 Joel Peralta, R (7, 1) ERA: 1.84 1.0 3 0 0 0 0 1 0 0 0 0 0 0 4 9 0.00 1.000
57 Jake McGee, L (8, 1) ERA: 6.17 1.0 3 0 0 0 2 0 0 0 0 0 0 0 10 16 0.00 0.000
56 Fernando Rodney, R (9, 1) ERA: 4.94 1.2 8 1 2 2 3 2 0 0 0 0 0 0 18 33 10.80 1.800
35 Jamey Wright, R (10, 1) ERA: 3.82 1.0 4 0 0 0 2 1 0 0 0 0 0 0 13 24 0.00 1.000
43 Kyle Farnsworth, R (11, 1) ERA: 6.75 0.1 1 0 0 0 1 0 0 0 0 0 0 0 5 8 0.00 0.000
27 Cesár Ramos, L (12, 1) ERA: 4.15 3.0 L 14 5 2 2 1 0 1 0 0 0 0 0 29 44 6.00 1.667
1B: 12 SF: 0
2B: 3 SAC: 0
3B: 0 DP: 3
HR: 0 HBP: 0
WP: 1 PA: 62
PB: 0
SB: 3
CS: 0

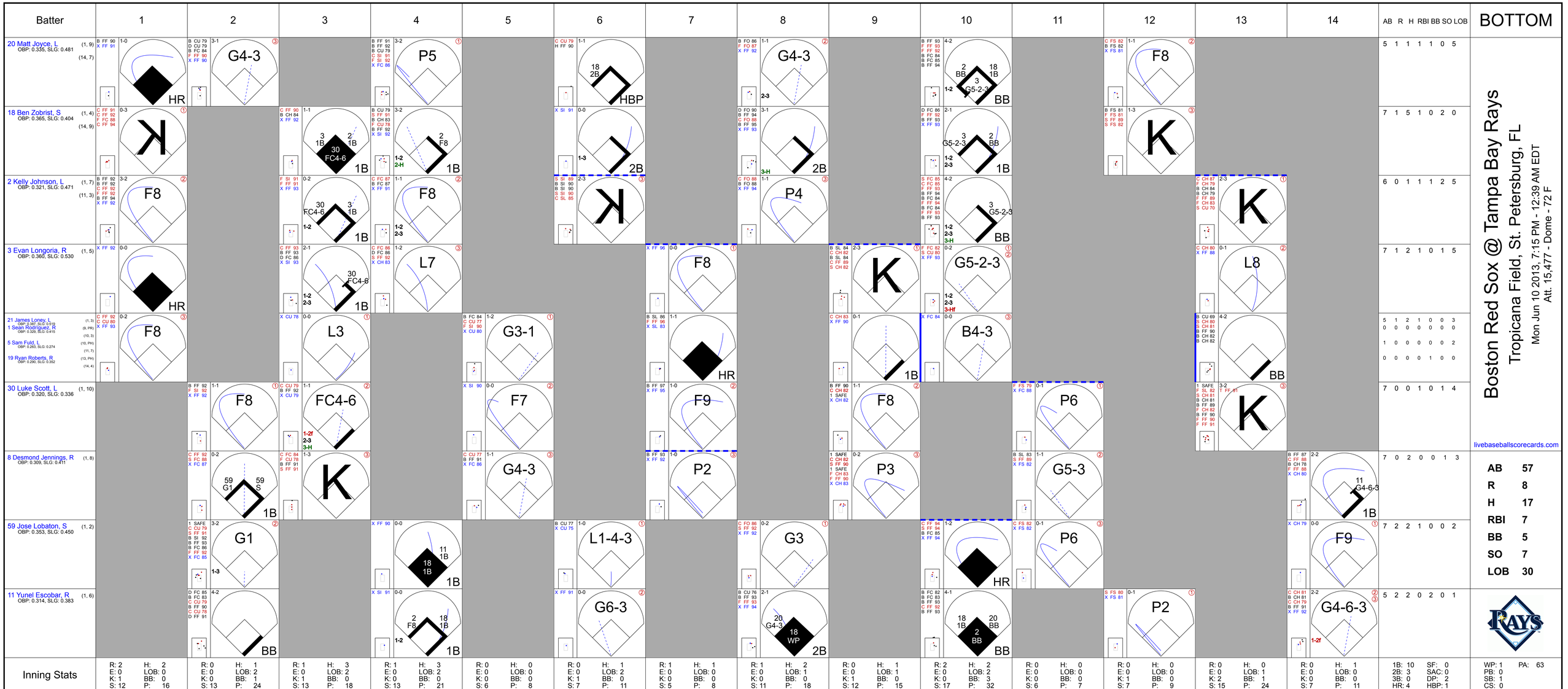
Batter
1
2
3
4
5
6
7
8
9
10
11
12
13
14
AB R H RBI BB SO LOB
BOTTOM
20 Matt Joyce, L (1, 9) OBP: 0.335, SLG: 0.481 (14, 7)
18 Ben Zobrist, S (1, 4) OBP: 0.365, SLG: 0.404 (14, 9)
2 Kelly Johnson, L (1, 7) OBP: 0.321, SLG: 0.471 (11, 3)
3 Evan Longoria, R (1, 5) OBP: 0.360, SLG: 0.530
21 James Loney, L (1, 7) OBP: 0.287, SLG: 0.319
1 Sean Rodriguez, R (9, PR) OBP: 0.329, SLG: 0.415 (10, 3)
5 Sam Fuld, L (10, PH) OBP: 0.283, SLG: 0.274 (11, 7)
19 Ryan Roberts, R (13, PH) OBP: 0.260, SLG: 0.352 (14, 4)
30 Luke Scott, L (1, 10) OBP: 0.320, SLG: 0.336
8 Desmond Jennings, R (1, 8) OBP: 0.309, SLG: 0.411
59 Jose Lobaton, S (1, 2) OBP: 0.353, SLG: 0.450
11 Yunel Escobar, R (1, 6) OBP: 0.314, SLG: 0.383
5 1 1 1 1 0 5
7 1 5 1 0 2 0
6 0 1 1 1 2 5
7 1 2 1 0 1 5
5 1 2 1 0 0 3
0 0 0 0 0 0 0
1 0 0 0 0 0 2
0 0 0 0 1 0 0
7 0 0 1 0 1 4
7 0 2 0 0 1 3
7 2 2 1 0 0 2
5 2 2 0 2 0 1
Boston Red Sox @ Tampa Bay Rays
Tropicana Field, St. Petersburg, FL
Mon Jun 10 2013, 7:15 PM - 12:39 AM EDT
Att. 15,477 - Dome - 72 F
livebaseballscorecards.com
AB 57
R 8
H 17
RBI 7
BB 5
SO 7
LOB 30
Inning Stats
R: 2 E: 0 K: 1 S: 12 H: 2 LOB: 0 BB: 0 P: 16
R: 0 E: 0 K: 0 S: 13 H: 1 LOB: 2 BB: 1 P: 24
R: 1 E: 0 K: 1 S: 13 H: 3 LOB: 2 BB: 0 P: 18
R: 1 E: 0 K: 0 S: 13 H: 3 LOB: 2 BB: 0 P: 21
R: 0 E: 0 K: 0 S: 6 H: 0 LOB: 0 BB: 0 P: 8
R: 0 E: 0 K: 1 S: 7 H: 1 LOB: 2 BB: 0 P: 11
R: 1 E: 0 K: 0 S: 5 H: 1 LOB: 0 BB: 0 P: 8
R: 1 E: 0 K: 0 S: 11 H: 2 LOB: 1 BB: 0 P: 18
R: 0 E: 0 K: 1 S: 12 H: 1 LOB: 1 BB: 0 P: 15
R: 2 E: 0 K: 0 S: 17 H: 2 LOB: 2 BB: 3 P: 32
R: 0 E: 0 K: 0 S: 6 H: 0 LOB: 0 BB: 0 P: 7
R: 0 E: 0 K: 1 S: 7 H: 0 LOB: 0 BB: 0 P: 9
R: 0 E: 0 K: 2 S: 15 H: 0 LOB: 1 BB: 1 P: 24
R: 0 E: 0 K: 0 S: 7 H: 1 LOB: 0 BB: 0 P: 11
1B: 10 2B: 3 3B: 0 HR: 4 SF: 0 SAC: 0 DP: 2 HBP: 1
WP: 1 PB: 0 SB: 1 CS: 0 PA: 63
PITCHER IP WLS BF H R ER SO BB IBB HBP BLK WP HR S P ERA WHIP
41 John Lackey, R (1, 1) ERA: 3.14 5.2 29 10 4 4 2 1 0 1 0 0 2 61 93 6.35 1.941
32 Craig Breslow, L (6, 1) ERA: 2.12 0.1 H 1 0 0 0 1 0 0 0 0 0 0 3 5 0.00 0.000
30 Andrew Miller, L (7, 1) ERA: 3.38 0.2 H 3 1 1 1 0 0 0 0 0 0 1 4 6 13.50 1.500
36 Junichi Tazawa, R (7, 1) ERA: 2.51 1.1 B 6 2 1 1 0 0 0 0 0 1 0 12 20 6.75 1.500
59 Clayton Mortensen, R (9, 1) ERA: 5.34 1.0 4 1 0 0 1 0 0 0 0 0 0 12 15 0.00 1.000
PITCHER IP WLS BF H R ER SO BB IBB HBP BLK WP HR S P ERA WHIP
40 Andrew Bailey, R (10, 1) ERA: 2.33 1.0 B 7 2 2 2 0 3 0 0 0 0 1 17 32 18.00 5.000
19 Koji Uehara, R (11, 1) ERA: 2.39 2.0 6 0 0 0 1 0 0 0 0 0 0 13 16 0.00 0.000
56 Franklin Morales, L (13, 1) ERA: 7.04 2.0 W 7 1 0 0 2 1 0 0 0 0 0 0 22 35 0.00 1.000

Boston Red Sox @ Tampa Bay Rays

Tropicana Field, St. Petersburg, FL

Tue Jun 11 2013, 7:11 PM - 10:18 PM EDT

Att. 16,870 - Dome - 72 F

TOP

livebaseballscorecards.com

Batter	1	2	3	4	5	6	7	8	9	AB	R	H	RBI	BB	SO	LOB
2 Jacoby Ellsbury, L (1, 8) OBP: 0.351, SLG: 0.392	B FF 91 X FF 92 1-0 18 1B 18 S 15 SF9 1B		1 SAFE B SI 91 X FF 90 1-0 FC3 18 SH1-3 12 1B 1-2		C SL 82 B FF 91 B SI 91 S CH 85 F CH 85 X CH 86 2-2 ① G6-3		B SI 91 X CH 84 1-0 ① ② G3-6-3 1-2f		B SI 98 B SL 86 C FF 96 B FF 97 X SI 96 3-1 1B	5	2	2	0	0	0	2
18 Shane Victorino, S (1, 9) OBP: 0.340, SLG: 0.359	B SI 90 B CH 82 C FF 91 X SI 92 2-1 34 S 1-3 1B		X CH 83 0-0 ① SH1-3 1-2 2-3		C SI 92 C SI 92 X CH 86 0-2 ② L7		B FF 92 C SI 92 X SI 92 1-1 ③ P6		C SI 96 F SI 96 F SI 99 X SI 98 0-2 ③ P6	4	0	1	0	0	0	1
15 Dustin Pedroia, R (1, 4) OBP: 0.414, SLG: 0.453	C SL 83 F SI 91 B CH 84 X SI 92 1-2 ① SF9 3-H		F SI 91 F SI 93 S CH 82 0-3 ② K		B CH 86 X SI 92 1-0 ③ G4-3			C SI 90 B SL 84 F SI 92 F CH 83 H SI 91 2-2 29 G1-3 34 1B HBP		2	0	0	1	0	1	2
34 David Ortiz, L (1, 10) OBP: 0.402, SLG: 0.624	B FF 89 C CH 84 F SI 91 B SL 85 D CH 85 S SL 83 3-3 ② K 1-2		B CH 84 B CH 85 I IN 66 I IN 69 4-0 12 1B IBB			B SI 91 C CH 84 X SL 83 1-1 7 BB 1B		B CH 85 C CH 86 B SI 92 X CH 85 2-1 29 G1-3 1-2 1B		3	0	2	0	1	1	1
12 Mike Napoli, R (1, 3) OBP: 0.346, SLG: 0.467	B SI 93 C SI 92 B SI 92 B CH 82 F SI 91 F SI 92 X FF 93 3-2 ③ G5-3		S SI 92 X SI 92 0-1 1-2 2-H 3-H 1B			B FF 90 C SI 90 F SI 91 S CH 83 1-3 ① K		S FS 82 C FF 91 F FF 91 S FF 90 0-3 ① K		4	0	1	2	0	2	4
29 Daniel Nava, S (1, 7) OBP: 0.394, SLG: 0.469		C CH 83 B SI 91 B CH 83 B SI 91 F SI 91 X SI 91 3-2 7 G4-6-3 1B	X SI 93 0-0 ③ L8			C CH 84 B SI 91 C SI 91 F SI 91 X CH 84 1-2 ② F8		B CU 77 C CU 77 B FS 80 C FF 90 X FS 79 2-2 ② G1-3 1-2 2-3		4	0	1	0	0	0	5
7 Stephen Drew, L (1, 6) OBP: 0.324, SLG: 0.394		C FF 90 S SI 91 B CH 84 X CH 82 1-2 ① ② G4-6-3 1-2f	C SL 82 B SL 84 S CH 85 S CH 86 1-3 ① K			B CH 85 B CH 84 B SI 91 C SI 91 C SI 91 B SI 91 4-2 1-2 BB		X CU 79 0-0 ③ F8		3	0	0	0	1	1	3
3 David Ross, R (1, 2) OBP: 0.286, SLG: 0.419		B SI 93 B CH 83 C SI 92 S SI 92 S SI 92 2-3 ③ K	F SI 91 S CH 84 B CH 84 F CH 85 B SI 93 B CH 84 S SI 91 3-3 ② K			C CH 84 S CH 85 X CH 84 0-2 ③ P3			C SI 95 S SI 96 F SI 96 B SI 97 B SI 97 X SI 96 2-2 ① F8	4	0	0	0	0	2	2
10 Jose Iglesias, R (1, 5) OBP: 0.494, SLG: 0.577			B SI 91 F SI 92 F FF 92 X SL 85 1-2 18 SH1-3 2 FC3 12 1B 1B	B SL 85 B SI 92 C FF 91 C SI 91 F SI 91 C SI 93 2-3 ③ K			C SI 90 F CH 86 B SI 91 X FF 93 1-2 2 G3-6-3 1B		C SI 97 F SI 97 S SI 97 0-3 ② K	4	1	2	0	0	2	0
Inning Stats	R: 1 H: 2 E: 0 LOB: 1 K: 1 BB: 0 S: 13 P: 23	R: 0 H: 1 E: 0 LOB: 0 K: 1 BB: 0 S: 9 P: 15	R: 2 H: 2 E: 0 LOB: 2 K: 1 BB: 1 S: 11 P: 17	R: 0 H: 0 E: 0 LOB: 0 K: 3 BB: 0 S: 11 P: 17	R: 0 H: 0 E: 0 LOB: 0 K: 0 BB: 0 S: 8 P: 11	R: 0 H: 1 E: 0 LOB: 2 K: 1 BB: 1 S: 14 P: 21	R: 0 H: 1 E: 0 LOB: 0 K: 0 BB: 0 S: 6 P: 9	R: 0 H: 1 E: 0 LOB: 2 K: 1 BB: 0 S: 13 P: 19	R: 0 H: 1 E: 0 LOB: 1 K: 1 BB: 0 S: 13 P: 18	1B: 9 SF: 1 2B: 0 SAC: 1 3B: 0 DP: 2 HR: 0 HBP: 1						

	AB	33
	R	3
	H	9
	RBI	3
	BB	2
	SO	9
	LOB	20

WP: 0 PB: 0 SB: 2 CS: 0 PA: 38

PITCHER		IP	WLS	BF	H	R	ER	SO	BB	IBB	HBP	BLK	WP	HR	S	P	ERA	WHIP
40 Roberto Hernandez, R ERA: 4.91	(1, 1)	7.0	W	31	8	3	3	7	1	1	1	0	0	0	77	122	3.86	1.286
62 Joel Peralta, R ERA: 1.78	(8, 1)	1.0		3	0	0	0	1	0	0	0	0	0	0	8	10	0.00	0.000
57 Jake McGee, L ERA: 5.92	(9, 1)	1.0		4	1	0	0	1	0	0	0	0	0	0	13	18	0.00	1.000

PITCHER		IP	WLS	BF	H	R	ER	SO	BB	IBB	HBP	BLK	WP	HR	S	P	ERA	WHIP

Boston Red Sox @ Tampa Bay Rays

Tropicana Field, St. Petersburg, FL

Tue Jun 11 2013, 7:11 PM - 10:18 PM EDT

Att. 16,870 - Dome - 72 F

BOTTOM

livebaseballscorecards.com

Batter	1	2	3	4	5	6	7	8	9	AB	R	H	RBI	BB	SO	LOB
8 Desmond Jennings, R (1, 8) OBP: 0.314, SLG: 0.441	C FF 91 B CH 83 C CU 73 X FC 85 1-2 18 G4-6-3 1 BB 21 BB 1B	B CH 85 B CH 85 C FF 93 X FF 93 2-1 HR	B SI 94 D SI 91 X FF 93 2-0 ③ FC6-4 1-2f		B SL 81 C SL 81 F SI 90 B FF 91 B CH 84 X FF 92 3-2 HR		B SI 92 F SI 91 B SL 80 C SL 80 B CH 84 X CH 84 3-2 ③ G6-3 1-3			5	3	3	2	0	0	4
1 Sean Rodríguez, R (1, 7) OBP: 0.346, SLG: 0.412 5 Sam Fuld, L (9, 7) OBP: 0.263, SLG: 0.274	B SI 91 C CH 83 B SI 92 B SI 91 B SI 92 4-1 18 G4-6-3 1-2 BB	S CH 85 B CU 74 B CU 77 T SI 93 B FF 93 X SI 90 3-2 ③ L9		B FF 91 X CH 84 1-0 ① P6	B SL 80 B CH 85 B FF 90 B FF 88 4-0 BB			F SI 90 X CH 83 0-1 18 CS 1B		3 0	0 0	1 0	0 0	2 0	0 0	0 0
18 Ben Zobrist, S (1, 9) OBP: 0.365, SLG: 0.402	X SI 92 0-0 ① ② G4-6-3 1-2f 2-3		C FF 92 C SI 92 X FF 92 0-2 11 BB 19 1B 1B	C FF 92 B CU 75 B CH 84 B SI 91 X FF 92 3-1 ② P4	C SI 89 X SI 89 0-1 ③ F9			S SL 82 B SI 90 S SI 89 B SI 91 1 SAFE 1 SAFE D CH 84 B SL 82 4-2 ① 1-2 BB		4	1	1	0	1	0	3
3 Evan Longoria, R (1, 5) OBP: 0.361, SLG: 0.538	B SI 92 B SI 92 B CH 85 B SI 92 4-0 21 BB 11 BB BB		B CH 83 S FF 92 F SI 91 C FF 93 1-3 ① K	X SI 93 0-0 HR		C SI 91 S CH 85 B SL 82 B SI 91 S SI 91 2-3 ① K		S SL 84 F FF 93 C SL 82 0-3 ② K		4	1	1	1	1	3	2
11 Yunel Escobar, R (1, 6) OBP: 0.316, SLG: 0.377	B CU 74 C CU 74 B CH 84 B FF 93 B FF 93 4-1 21 BB 1-2 BB		B SI 91 B CU 74 B SI 92 B FF 91 4-0 19 1B 28 1B 1-2 BB	B CH 85 C FF 92 C FF 92 X FF 93 1-2 ③ G6-3		X SI 92 0-0 ② F9		1 SAFE X SI 89 0-0 ③ G6-3		3	1	0	0	2	0	1
21 James Loney, L (1, 3) OBP: 0.385, SLG: 0.512	B FC 88 B CU 75 C FF 93 T FF 94 B FC 87 B FC 83 4-2 1-2 2-3 3-H BB		C FF 94 F FF 94 S FF 93 0-3 ② K		X FC 87 0-0 ① L6	C SL 82 S CH 86 X FF 90 0-2 ③ G6-3				3	0	0	1	1	1	2
19 Ryan Roberts, R (1, 4) OBP: 0.296, SLG: 0.352	X SI 94 0-0 ③ G1-3		S FF 93 C FC 86 X CU 78 0-2 20 1B 28 1B 1-2 2-H 1B		C FF 93 B CH 85 B FF 93 B FF 93 C FF 93 B FF 92 4-2 20 CS 28 BB BB		B SI 90 B SI 90 X FF 90 2-0 ① G5-3			3	0	1	1	1	0	3
28 José Molina, R (1, 2) OBP: 0.275, SLG: 0.321		C SI 91 C FF 92 B FC 86 F SI 93 C FC 84 1-3 ① K	X FF 93 0-0 20 1B 1-2 2-H 1B		B SI 92 F FF 93 B CH 84 B SI 92 B FF 93 4-1 20 HR 1-2 BB		C SL 82 F SI 92 F SI 91 S CH 85 0-3 ② K			3	1	1	1	1	2	0
20 Matt Joyce, L (1, 10) OBP: 0.343, SLG: 0.500		C FC 86 B CU 75 X FF 94 1-1 ② F8	B CU 77 2 SAFE B FF 94 F FF 94 C FF 94 X FF 94 2-2 8 FC6-4 1-2 2-3 1B		B CH 80 B FF 93 C FF 93 X FF 93 2-1 ② 1-H 2-3 HR		B SI 90 B SL 81 B SI 90 C SI 88 B CH 85 4-1 8 E 8 S BB			3	1	2	2	1	0	0
Inning Stats	R: 1 E: 0 K: 0 S: 9 H: 1 LOB: 3 BB: 4 P: 26	R: 1 E: 0 K: 1 S: 11 H: 1 LOB: 0 BB: 0 P: 18	R: 2 E: 0 K: 2 S: 17 H: 4 LOB: 3 BB: 1 P: 26	R: 1 E: 0 K: 0 S: 7 H: 1 LOB: 0 BB: 0 P: 12	R: 3 E: 0 K: 0 S: 11 H: 2 LOB: 1 BB: 3 P: 28	R: 0 E: 0 K: 1 S: 7 H: 0 LOB: 0 BB: 0 P: 9	R: 0 E: 0 K: 1 S: 10 H: 0 LOB: 1 BB: 1 P: 19	R: 0 E: 0 K: 1 S: 8 H: 1 LOB: 1 BB: 1 P: 12		1B: 6 2B: 0 3B: 0 HR: 4 SF: 0 SAC: 0 DP: 1 HBP: 0						

	AB	31
	R	8
	H	10
	RBI	8
	BB	10
	SO	6
	LOB	15

WP: 0 PA: 41
PB: 0
SB: 1
CS: 2

PITCHER		IP	WLS	BF	H	R	ER	SO	BB	IBB	HBP	BLK	WP	HR	S	P	ERA	WHIP
31 Jon Lester, L ERA: 4.12	(1, 1)	4.2	L	27	8	7	7	3	7	0	0	0	0	3	50	98	13.50	3.214
65 Jose De La Torre, R ERA: 5.06	(5, 1)	3.1		14	2	1	1	3	3	0	0	0	0	1	30	52	2.70	1.500

PITCHER	IP	WLS	BF	H	R	ER	SO	BB	IBB	HBP	BLK	WP	HR	S	P	ERA	WHIP

Boston Red Sox @ Tampa Bay Rays

Tropicana Field, St. Petersburg, FL

Wed Jun 12 2013, 7:11 PM - 10:32 PM EDT

Att. 15,091 - Dome - 72 F

TOP

livebaseballscorecards.com

Batter	1	2	3	4	5	6	7	8	9	AB	R	H	RBI	BB	SO	LOB
2 Jacoby Ellsbury, L (1, 8) OBP: 0.355, SLG: 0.391	C FF 94 B FF 96 B CH 84 B CH 84 B FF 94 4-1 15 S BB		B FF 95 C CH 85 C FF 96 X SI 97 1-2 29 E 29 S 29 HR 1B	B SL 85 D CH 83 D FF 95 C FF 94 B FF 93 4-1 1-2 2-3 BB			C CU 75 B FC 86 F FC 87 B CU 77 F CH 82 F CU 78 F FC 87 S CH 84 2-3 ① K		B FC 88 X SI 92 1-0 ③ G4-3	3	1	1	0	2	1	0
29 Daniel Nava, S (1, 9) (8, 7) OBP: 0.391, SLG: 0.479	C FF 94 C SL 87 1 SAFE F FF 96 F SL 86 1 SAFE 1 SAFE B FF 95 F CH 84 1-2 X CH 85 ① F7		1 SAFE B CH 81 B CH 83 B SI 94 C SI 93 F FF 95 F SL 85 F SL 85 F FF 96 3-2 F SL 86 X SL 86 1-H HR	D SL 86 B CH 83 C SL 85 B FF 94 C FF 94 S SL 85 3-3 ③ K			C SI 96 B SI 96 B SI 95 S SI 95 F FF 97 F SI 96 T FF 98 2-2 ② K			4	1	1	2	0	2	4
15 Dustin Pedroia, R (1, 4) OBP: 0.412, SLG: 0.450	B FF 94 C SL 85 D SL 86 C FF 96 B SL 87 C SL 85 3-3 ② K 1-2		B FF 96 F SL 85 X FF 97 1-1 34 BB 1B		C FC 92 X SL 84 0-1 ① G1-3		C SI 95 F SL 91 B SI 96 B SI 96 F SI 96 B SI 97 F SI 97 F SI 96 F FF 96 3-2 ③ F7 F SI 86 X SI 97			4	0	1	0	0	1	1
34 David Ortiz, L (1, 10) OBP: 0.399, SLG: 0.613	D SL 87 C CH 85 B SL 87 X CH 86 2-1 ③ G3-1		B SI 96 B SL 86 S SI 96 1 SAFE B SI 96 C SL 86 F FF 97 B FF 96 4-2 1-2 BB		X FF 93 0-0 ② L1-3-1			B FF 89 C FS 81 B FF 90 F CU 78 B FS 80 F FF 91 X FF 90 3-2 ① P6		3	0	0	0	1	0	1
12 Mike Napoli, R (1, 3) OBP: 0.344, SLG: 0.461		C SL 85 B FF 96 F FF 95 F SL 86 S SL 85 1-3 ① K	B FF 96 B SL 84 C SL 84 S SL 84 C FF 97 2-3 ③ K		H FF 95 1-0 37 S HBP			B CU 78 S CU 77 X CU 79 1-1 ② P6		3	0	0	0	0	2	2
37 Mike Carp, L (1, 7) 18 Shane Victorino, S (8, PR) (8, 9) OBP: 0.373, SLG: 0.660 OBP: 0.340, SLG: 0.359		B FF 95 B CH 85 B FF 95 C FF 94 X FF 92 3-1 ② L7	C SL 83 X FF 95 0-1 2 BB 16 BB 1B	F SI 90 B FC 89 B SI 90 B SI 90 X SI 91 3-1 ③ F7 1-2				B FS 82 F FS 80 F FS 79 B FF 90 B FS 78 X FS 81 3-2 1B		4 0	0 0	2 0	0 0	0 0	0 0	1 0
39 Jarrod Saltalamacchia, S (1, 2) OBP: 0.342, SLG: 0.511		B SL 86 B CH 84 C FF 96 S SL 85 C FF 97 2-3 ③ K	S SI 95 B FF 95 S SL 86 S FF 97 1-3 ① K			C FF 92 F CH 86 B FF 95 B SL 82 X SL 85 2-2 ① L4		C FF 89 1 SAFE B FF 90 S FF 90 X FF 90 1-2 ③ P6		4	0	0	0	0	2	2
16 Will Middlebrooks, R (1, 5) OBP: 0.231, SLG: 0.391			C FF 94 X FF 95 0-1 ① G6-3	B FF 96 B FF 96 B FF 94 B FF 94 4-0 2 BB 1-2 BB		F SI 93 B SL 86 B SL 85 C SL 86 S FF 95 2-3 ② K			C CH 85 C FF 91 B FF 93 C SI 91 1-3 ① K	3	0	0	0	1	2	0
7 Stephen Drew, L (1, 6) OBP: 0.318, SLG: 0.386			B FF 94 C CH 83 B FF 96 F SL 85 F SL 86 B CH 85 F FF 94 X SL 85 3-2 ② G4-3	C SL 85 D FF 97 F CH 85 B FF 96 B SL 86 S SL 84 3-3 ② K		C SI 88 B CU 78 F FC 87 B CH 83 B CU 76 X FC 88 3-2 ③ P6			B FC 87 C CH 85 X FF 92 1-1 ② P5	4	0	0	0	0	1	2

	AB	32
	R	2
	H	5
	RBI	2
	BB	4
	SO	11
	LOB	13

Inning Stats	1	2	3	4	5	6	7	8	9
	R: 0 E: 0 K: 1 S: 12 H: 0 LOB: 1 BB: 1 P: 22	R: 0 E: 0 K: 2 S: 9 H: 0 LOB: 0 BB: 0 P: 15	R: 2 E: 0 K: 1 S: 25 H: 3 LOB: 2 BB: 1 P: 39	R: 0 E: 0 K: 3 S: 12 H: 1 LOB: 3 BB: 2 P: 27	R: 0 E: 0 K: 0 S: 5 H: 0 LOB: 1 BB: 0 P: 9	R: 0 E: 0 K: 1 S: 9 H: 0 LOB: 0 BB: 0 P: 16	R: 0 E: 0 K: 2 S: 19 H: 0 LOB: 0 BB: 0 P: 26	R: 0 E: 0 K: 0 S: 12 H: 1 LOB: 1 BB: 0 P: 20	R: 0 E: 0 K: 1 S: 6 H: 0 LOB: 0 BB: 0 P: 9

	1B: 4	SF: 0	WP: 0	PA: 37
	2B: 0	SAC: 0	PB: 0	
	3B: 0	DP: 0	SB: 3	
	HR: 1	HBP: 1	CS: 0	

PITCHER		IP	WLS	BF	H	R	ER	SO	BB	IBB	HBP	BLK	WP	HR	S	P	ERA	WHIP
22 Chris Archer, R ERA: 4.8	(1, 1)	4.0	L	20	4	2	2	7	4	0	0	0	0	1	58	103	4.50	2.000
43 Kyle Farnsworth, R ERA: 6.11	(5, 1)	1.2		6	0	0	0	1	0	0	1	0	0	0	11	19	0.00	0.000
35 Jamey Wright, R ERA: 3.73	(6, 1)	0.2		2	0	0	0	1	0	0	0	0	0	0	9	14	0.00	0.000
57 Jake McGee, L ERA: 5.76	(7, 1)	0.2		2	0	0	0	1	0	0	0	0	0	0	13	18	0.00	0.000
62 Joel Peralta, R ERA: 1.72	(8, 1)	1.0		4	1	0	0	0	0	0	0	0	0	0	12	20	0.00	1.000

PITCHER		IP	WLS	BF	H	R	ER	SO	BB	IBB	HBP	BLK	WP	HR	S	P	ERA	WHIP
54 Alex Torres, L ERA:	(9, 1)	1.0		3	0	0	0	1	0	0	0	0	0	0	6	9	0.00	0.000

Boston Red Sox @ Tampa Bay Rays

Tropicana Field, St. Petersburg, FL

Wed Jun 12 2013, 7:11 PM - 10:32 PM EDT

Att. 15,091 - Dome - 72 F

livebaseballscorecards.com

BOTTOM

Batter	1	2	3	4	5	6	7	8	9	AB	R	H	RBI	BB	SO	LOB
20 Matt Joyce, L (1, 9) OBP: 0.346, SLG: 0.503	B FF 93 X FF 92 1-0 ① G6-3		C SI 91 B FC 90 B CH 84 B CH 85 B FC 90 4-1 ① 18 1B BB		B FC 89 D SL 85 C SL 84 F SL 85 X FS 86 2-2 ② 1-2 2B			C SI 89 B SL 85 B SI 90 F SI 89 B SL 85 F SI 91 F SL 82 S SI 89 3-3 ① K		3	0	1	0	1	1	0
18 Ben Zobrist, S (1, 4) OBP: 0.364, SLG: 0.399	B FF 93 C FF 93 B CH 85 X SI 93 2-1 ② F9		B FF 92 C SL 86 S FC 90 B FC 90 X SI 92 2-2 3 G6-4-3 1-3 1B		C FC 90 X SL 84 0-1 ③ F7			F SI 90 B CU 70 F CH 78 S SL 84 1-3 ② K		4	0	1	0	0	1	1
2 Kelly Johnson, L (1, 7) OBP: 0.319, SLG: 0.471	C FF 94 B FF 92 X CH 85 1-1 ③ P6		B FC 91 S FF 93 B FC 91 F SI 93 C CH 84 2-3 ① K			C FF 92 F FC 91 F SL 85 S FC 90 0-3 ① K		B SI 90 F SL 86 B SI 90 B FF 91 C SI 92 F SL 87 X SI 92 3-2 2B		4	0	1	0	0	2	2
3 Evan Longoria, R (1, 5) OBP: 0.363, SLG: 0.547		B FF 92 B FC 92 B FF 92 B FF 93 4-0 59 BB 8 BB BB	C FF 92 B CH 85 F FF 93 F FC 90 X SL 86 1-2 ②③ G6-4-3 1-2f			B SL 88 X FF 93 1-0 HR		C FS 81 C FS 81 S FS 82 0-3 ③ K		3	1	1	1	1	1	3
21 James Loney, L (1, 3) OBP: 0.382, SLG: 0.507 5 Sam Fuld, L (9, PR) OBP: 0.263, SLG: 0.274		F FF 93 B CH 83 F CH 84 F FF 92 F CH 84 X FC 90 1-2 ① F7	C SL 85 B CH 84 X FC 91 1-1 ① G3		F FC 90 B SL 86 B SL 84 X FF 92 2-1 ② G5-3			X FF 93 0-0 59 S 1B		4 0	0 0	1 0	0 0	0 0	0 0	1 0
8 Desmond Jennings, R (1, 8) OBP: 0.313, SLG: 0.435		B FF 92 F FC 90 B FF 92 B CH 84 B FF 93 4-1 59 BB 1-2 BB	C SL 85 B FC 91 F FC 90 X SI 93 1-2 ② G6-3			C FC 88 B SL 86 F FF 90 X SL 86 1-2 ③ G6-3		1 SAFE 1 SAFE B CU 80 B FC 82 B FF 93 C FF 92 X FF 92 3-1 ① F8		3	0	0	0	1	0	1
30 Luke Scott, L (1, 10) OBP: 0.311, SLG: 0.324		X FC 91 0-0 ② F9	C SL 86 F FF 92 S FS 86 0-3 ③ K				C FO 85 B FO 88 F FF 93 F FO 89 S FO 89 1-3 ① K		C FF 94 F FF 93 C FC 84 0-3 ② K	4	0	0	0	0	3	3
59 Jose Lobaton, S (1, 2) OBP: 0.350, SLG: 0.438		C SL 85 B CH 83 B FC 90 B CH 84 B FF 92 4-1 1-2 2-3 BB			X SL 85 0-0 ① G3		X FO 86 0-0 ② F8		C FC 84 F FC 86 B FC 85 B FF 94 S FC 84 2-3 ③ 1-2 K	3	0	0	0	1	1	1
11 Yunel Escobar, R (1, 6) OBP: 0.316, SLG: 0.377		X SI 92 0-0 ③ G5-3			X FF 92 0-0 20 2B 1B		C FO 88 B FF 94 F FO 89 F FF 96 F FO 89 S FO 89 1-3 ③ K			3	0	1	0	0	1	3

	AB	31
	R	1
	H	6
	RBI	1
	BB	4
	SO	10
	LOB	15

Inning Stats																				
	R: 0 E: 0 K: 0 S: 5	H: 0 LOB: 0 BB: 0 P: 9	R: 0 E: 0 K: 0 S: 9	H: 0 LOB: 3 BB: 3 P: 22	R: 0 E: 0 K: 1 S: 11	H: 1 LOB: 1 BB: 1 P: 20	R: 0 E: 0 K: 1 S: 8	H: 0 LOB: 0 BB: 0 P: 10	R: 0 E: 0 K: 0 S: 7	H: 2 LOB: 1 BB: 0 P: 9	R: 1 E: 0 K: 1 S: 10	H: 1 LOB: 0 BB: 0 P: 14	R: 0 E: 0 K: 2 S: 10	H: 0 LOB: 0 BB: 0 P: 12	R: 0 E: 0 K: 3 S: 15	H: 1 LOB: 1 BB: 0 P: 22	R: 0 E: 0 K: 2 S: 9	H: 1 LOB: 2 BB: 0 P: 14	1B: 3 2B: 2 3B: 0 HR: 1	SF: 0 SAC: 0 DP: 1 HBP: 0	WP: 0 PB: 0 SB: 1 CS: 0	PA: 35

PITCHER	IP	WLS	BF	H	R	ER	SO	BB	IBB	HBP	BLK	WP	HR	S	P	ERA	WHIP
91 Alfredo Aceves, R (1, 1) ERA: 5.58	6.0	W	24	4	1	1	3	4	0	0	0	0	1	50	84	1.50	1.333
36 Junichi Tazawa, R (7, 1) ERA: 2.43	1.0	H	3	0	0	0	2	0	0	0	0	0	0	10	12	0.00	0.000
32 Craig Breslow, L (8, 1) ERA: 2.04	0.2	H	3	1	0	0	2	0	0	0	0	0	0	12	19	0.00	1.500
19 Koji Uehara, R (8, 1) ERA: 2.36	0.1	H	1	0	0	0	1	0	0	0	0	0	0	3	3	0.00	0.000
40 Andrew Bailey, R (9, 1) ERA: 2.21	1.0	S	4	1	0	0	2	0	0	0	0	0	0	9	14	0.00	1.000

PITCHER	IP	WLS	BF	H	R	ER	SO	BB	IBB	HBP	BLK	WP	HR	S	P	ERA	WHIP

Batter	1	2	3	4	5	6	7	8	9	AB	R	H	RBI	BB	SO	LOB
4 Alex Gordon, L (1, 7) OBP: 0.349, SLG: 0.442	B FF 90 F FF 90 B FF 90 F CH 80 B CH 78 X CH 78 3-2 ① G1-3			C CH 77 B CU 77 S CH 77 X CH 80 1-2 13 G6-4-3 1B		X FF 90 0-0 35 WP 13 1B 1B 2-3 3-H	B FF 88 C CH 82 S FF 90 F FF 91 B FF 91 B FF 91 S CH 84 3-3 ① K	B SL 85 B SL 84 C FF 90 F FF 90 D SL 87 S FF 92 3-3 ③ K		4	1	2	1	0	1	0
21 Jeff Francoeur, R (8, PH) OBP: 0.246, SLG: 0.317 (8, 9)										1	0	0	0	0	1	2
35 Eric Hosmer, L (1, 3) OBP: 0.331, SLG: 0.352	B FF 91 C CH 79 C FF 91 B CU 78 F CH 78 X FF 91 2-2 ② L8			B CU 72 C SI 90 C FF 91 S CU 78 1-3 ① K		F CH 80 S SI 90 B CU 78 D CU 78 X CH 80 2-2 ① F8 1-2 3-H	X CH 83 0-0 HR		B FF 87 B CU 69 B FF 87 B CH 86 4-0 17 WP BB	4	1	1	1	1	1	2
13 Salvador Perez, R (1, 2) OBP: 0.337, SLG: 0.420	S FF 90 X CH 79 0-1 ③ P3			C FF 92 X FF 90 0-1 ②③ G6-4-3 1-2f		C FF 90 X SI 91 0-1 16 1B 7 1B 1B 2-H	B FF 91 C SL 82 C CU 70 F FF 90 F CH 82 B CH 83 X CU 71 2-2 ② P6		C FF 89 X FF 88 0-1 ① P4	4	1	1	1	0	0	1
26 George Kottaras, L (9, PH) OBP: 0.296, SLG: 0.273 (9, 2)										1	0	0	0	0	0	1
16 Billy Butler, R (1, 10) OBP: 0.383, SLG: 0.403		B SI 90 F SI 92 B CU 76 C CU 72 B FF 91 F FF 91 F FF 91 X CH 80 3-2 ① F8			C CU 76 B CU 77 T FF 91 X CU 78 1-2 24 FC6-4 1B	B CH 81 B CU 76 B FF 90 C CH 80 C SI 90 X CU 75 3-2 7 1B 24 2B 1B 1-3	B SL 84 F CH 81 F FF 91 X FF 92 1-2 ③ F8		B FF 89 F CH 83 S FF 89 B CH 84 B FF 89 F FF 89 F FF 90 F FF 90 F FF 90 4-2 B FF 80 1-2 BB	4	1	2	0	0	0	0
17 Chris Getz, L (9, PH) OBP: 0.273, SLG: 0.288 (9, 10)										0	0	0	0	1	0	0
6 Lorenzo Cain, R (1, 8) OBP: 0.342, SLG: 0.415		C FF 91 X SI 91 0-1 ② L8			D FF 90 C CH 80 F SI 90 S CH 79 1-3 ① K	C FF 90 F FF 90 C FF 90 0-3 ② K		B CU 70 C SL 81 X CH 81 1-1 7 1B 2B	S FF 90 F FF 90 F FF 92 F FF 92 X CH 85 0-2 ② P5	5	1	1	0	0	2	5
7 David Lough, L (1, 9) OBP: 0.291, SLG: 0.416 (8, 7)		F CH 78 C CH 79 B FF 91 B FF 90 X CH 80 2-2 ③ P5			C SI 90 B FF 91 B FF 91 X CH 81 2-1 ② F8	C CU 75 X FF 89 0-1 24 2B 23 HR 1B 1-2 3-H		X FF 88 0-0 23 1B 2B 2-H	B CH 85 C FF 88 F FF 91 F FF 91 C CU 72 1-3 ③ K	5	1	2	2	0	1	3
24 Miguel Tejada, R (1, 5) OBP: 0.373, SLG: 0.473			F FF 90 X CH 78 0-1 ① F8		B FF 89 C FF 90 X FF 90 1-1 ③ FC6-4 1-2f	B FF 90 F CH 80 X CH 79 1-1 1-3 2-H 23 HR 2B		C FF 89 F FF 90 F FF 88 B CU 72 B FF 90 F FF 90 T CU 71 2-2 ① K		4	1	1	1	0	1	2
23 Elliot Johnson, S (1, 4) OBP: 0.280, SLG: 0.316			C CU 71 B CU 77 F FF 91 B CU 78 F CH 78 S CH 78 2-3 ② K			3-1 2 2B 4 1B 1B 1-1 HR 2-H 3-H 1-2 4 1B 35 WP 2B 1-3 0-1 G1-3		C FF 90 S FF 90 X FF 91 0-2 1-2 1B		4	2	3	3	0	1	0
2 Alcides Escobar, R (1, 6) OBP: 0.263, SLG: 0.316			B FF 90 T CH 78 C FF 90 X FF 91 1-2 ③ L7					X FF 90 0-0 ② F8		4	1	1	0	0	0	2

Inning Stats																					
	R: 0	H: 0	R: 0	H: 0	R: 0	H: 0	R: 0	H: 1	R: 0	H: 1	R: 8	H: 8	R: 1	H: 1	R: 1	H: 3	R: 0	H: 0	1B: 9	SF: 0	WP: 2	PA: 42
	E: 0	LOB: 0	E: 0	LOB: 0	E: 0	LOB: 0	E: 0	LOB: 0	E: 0	LOB: 1	E: 0	LOB: 0	E: 0	LOB: 0	E: 0	LOB: 2	E: 0	LOB: 2	2B: 3	SAC: 0	PB: 0	
	K: 0	BB: 0	K: 0	BB: 0	K: 1	BB: 0	K: 1	BB: 0	K: 1	BB: 0	K: 1	BB: 0	K: 1	BB: 0	K: 2	BB: 0	K: 1	BB: 2	3B: 0	DP: 1	SB: 0	
	S: 9	P: 14	S: 10	P: 15	S: 9	P: 12	S: 8	P: 10	S: 10	P: 15	S: 25	P: 36	S: 13	P: 19	S: 15	P: 21	S: 17	P: 26	HR: 2	HBP: 0	CS: 0	

PITCHER		IP	WLS	BF	H	R	ER	SO	BB	IBB	HBP	BLK	WP	HR	S	P	ERA	WHIP
58 Jeremy Hellickson, R ERA: 5.67	(1, 1)	5.2	L	26	10	8	8	4	0	0	0	0	1	1	69	100	12.71	1.765
23 Jake Odorizzi, R ERA: 8.03	(6, 1)	3.1		16	4	2	2	4	2	0	0	0	1	1	47	68	5.40	1.800

PITCHER	IP	WLS	BF	H	R	ER	SO	BB	IBB	HBP	BLK	WP	HR	S	P	ERA	WHIP

TOP

Kansas City Royals @ Tampa Bay Rays

Tropicana Field, St. Petersburg, FL

Thu Jun 13 2013, 7:15 PM - 10:17 PM EDT

Att. 11,398 - Dome - 72 F

livebaseballscorecards.com

AB	40
R	10
H	14
RBI	9
BB	2
SO	8
LOB	18

BOTTOM

Kansas City Royals @ Tampa Bay Rays

Tropicana Field, St. Petersburg, FL

Thu Jun 13 2013, 7:15 PM - 10:17 PM EDT

Att. 11,398 - Dome - 72 F

livebaseballscorecards.com

Batter	1	2	3	4	5	6	7	8	9	AB	R	H	RBI	BB	SO	LOB
20 Matt Joyce, L (1, 9) OBP: 0.348, SLG: 0.503	X FF 93 0-0 ① P5			C FF 93 B CH 87 B FF 88 C SL 83 S FF 87 2-3 ① K		S SL 84 C SL 84 X FF 92 0-2 1-2 1B		C SL 83 S FF 88 X SL 83 0-2 1B		4	0	2	0	0	1	0
18 Ben Zobrist, S (1, 4) OBP: 0.360, SLG: 0.394 19 Ryan Roberts, R (8, 4) OBP: 0.294, SLG: 0.349	C FF 93 X CH 86 0-1 ② G4-3			C SL 82 B FF 96 S SL 84 B SL 82 X FF 89 2-2 ② G3-1		C SL 83 B FF 89 B SL 84 D SL 84 F CH 87 B FF 94 X FF 95 3-2 ①② 2-2 L6-4		B FF 95 F FF 95 X FF 95 1-1 ③ F7		3 1	0 0	0 0	0 0	0 0	0 0	2 1
2 Kelly Johnson, L (1, 5) OBP: 0.323, SLG: 0.466	X FF 94 0-0 ③ F8			B FF 95 B CH 87 H SL 84 3-0 HBP		C CH 85 B SL 82 S SL 84 D SL 83 X CH 87 2-2 ③ F8			B FF 94 C SI 94 F CU 78 B FF 96 B SI 96 B FF 95 4-2 8 L8 30 1B BB	2	0	0	0	1	0	1
3 Evan Longoria, R (1, 10) OBP: 0.362, SLG: 0.544 59 Jose Lobaton, S (9, PH) OBP: 0.347, SLG: 0.434		B FF 94 C FF 94 B SL 84 B FF 94 F FF 95 X FF 96 3-2 21 G3-6-1 1B		B FF 94 C SL 82 C SL 84 B SL 84 F FF 95 D SL 85 S SL 86 3-3 ③ K			C SL 83 X SL 83 0-1 ① F7		C SI 95 S CU 81 S CU 82 0-3 ① K	3 1	0 0	1 0	0 0	0 0	1 1	1 1
21 James Loney, L (1, 3) OBP: 0.379, SLG: 0.502 30 Luke Scott, L (7, PH) OBP: 0.321, SLG: 0.345 (8, 3)		C FF 93 X SL 88 0-1 ①② G3-6-1 1-2f			B SL 84 B SL 81 F FF 93 C SL 82 F SL 83 F FF 89 X SL 84 2-2 ① F7		X FF 93 0-0 2B		B SI 95 X SI 95 1-0 5 DI 1-2 1B	2 2	0 0	0 2	0 0	0 0	0 0	1 0
8 Desmond Jennings, R (1, 8) OBP: 0.309, SLG: 0.428		X FF 95 0-0 ③ G5-3			C SL 84 F SL 83 X FF 94 0-2 ② G1-3		F SL 86 D SL 84 X SL 84 1-1 ② G6-3		B CU 82 X FF 95 1-0 ② 2-3 L8	4	0	0	0	0	0	3
5 Sam Fuld, L (1, 7) OBP: 0.253, SLG: 0.261			C FF 93 S SL 82 B SL 80 F SL 83 B FF 88 B SL 82 X FF 95 3-2 ① G6-3		X FF 94 0-0 ③ L7		B CH 86 F CH 85 F SL 83 B SL 83 X CH 86 2-2 ③ G6-3		S FF 95 C CU 82 D CU 84 B FF 96 T CU 82 2-2 ③ 1-2 K	4	0	0	0	0	1	3
28 José Molina, R (1, 2) OBP: 0.276, SLG: 0.322			C SL 82 B SL 82 B FF 94 X SL 84 2-1 ② F8			X FF 91 0-0 11 WP 11 E 1B		C FF 92 X SL 82 0-1 ① F8		3	1	1	0	0	0	0
11 Yunel Escobar, R (1, 6) OBP: 0.313, SLG: 0.373 1 Sean Rodríguez, R (8, 6) OBP: 0.342, SLG: 0.406			C SL 83 F SL 82 B SL 85 F FF 95 X SL 85 1-2 ③ F8			C FF 94 F FF 94 B SL 85 B SL 85 B FF 94 X FF 94 3-2 E5 18 L6-4 20 1B 1-H		C FF 92 S SL 83 B SL 83 B SL 83 C FF 93 3-3 ② K		2 1	0 0	0 0	0 0	0 1	0 0	0 0
Inning Stats	R: 0 E: 0 K: 0 S: 4 H: 0 LOB: 0 BB: 0 P: 4	R: 0 E: 0 K: 0 S: 6 H: 1 LOB: 0 BB: 0 P: 9	R: 0 E: 0 K: 0 S: 10 H: 0 LOB: 0 BB: 0 P: 16	R: 0 E: 0 K: 2 S: 10 H: 0 LOB: 1 BB: 0 P: 20	R: 0 E: 0 K: 0 S: 9 H: 0 LOB: 0 BB: 0 P: 11	R: 1 E: 1 K: 0 S: 14 H: 2 LOB: 1 BB: 0 P: 22	R: 0 E: 0 K: 0 S: 8 H: 1 LOB: 1 BB: 0 P: 11	R: 0 E: 0 K: 1 S: 10 H: 1 LOB: 1 BB: 0 P: 14	R: 0 E: 0 K: 2 S: 10 H: 1 LOB: 2 BB: 1 P: 18	1B: 5 2B: 2 3B: 0 HR: 0 SF: 0 SAC: 0 DP: 2 HBP: 1						

	AB	32
	R	1
	H	6
	RBI	0
	BB	1
	SO	5
	LOB	13

WP: 1 PA: 34
PB: 0
SB: 0
CS: 0

PITCHER		IP	WLS	BF	H	R	ER	SO	BB	IBB	HBP	BLK	WP	HR	S	P	ERA	WHIP
54 Ervin Santana, R ERA: 2.74	(1, 1)	7.2	W	28	5	1	0	3	0	0	1	0	1	0	69	104	0.00	0.652
27 Juan Gutierrez, R ERA: 3.48	(8, 1)	1.1		6	1	0	0	2	1	0	0	0	0	0	12	21	0.00	1.500

PITCHER	IP	WLS	BF	H	R	ER	SO	BB	IBB	HBP	BLK	WP	HR	S	P	ERA	WHIP

Batter	1	2	3	4	5	6	7	8	9	AB	R	H	RBI	BB	SO	LOB
4 Alex Gordon, L (1, 7) OBP: 0.350, SLG: 0.439	C FF 91 B FF 92 H CH 85 2-1 35 BB 16 1B HBP		X SI 93 0-0 ② F9		B FF 92 X FF 91 1-0 ① F9	1 SAFE 1 SAFE B CU 77 C SI 90 1 SAFE S FC 88 S CU 78 1-3 ② K 1-2			B SI 93 F SI 93 S SI 95 X FF 98 1-2 35 G5-3 13 2B 1B	4	2	1	0	0	1	3
35 Eric Hosmer, L (1, 3) OBP: 0.332, SLG: 0.355	B FF 91 B FF 92 B FF 92 B FF 91 4-0 16 1B 6 FC1-4-2 1-2 BB		B FF 94 C FF 93 S SI 94 X KC 80 1-2 ③ G4-3		B KC 79 X FF 91 1-0 13 1B 16 SF8 1-3 2B	B CH 85 C CU 77 X FC 88 1-1 ③ G4-3			C CH 83 X SI 97 0-1 ② G5-3 1-2	4	1	1	0	1	0	3
13 Salvador Perez, R (1, 2) OBP: 0.338, SLG: 0.425	B CH 84 F FF 92 F FF 92 X SI 92 1-2 ① F4			C SI 94 B CH 86 B CH 84 F SI 93 X KC 79 2-2 ① G6-3	S CH 83 F CH 83 X KC 79 0-2 6 BB 2-3 3-H 1B		X FC 87 0-0 ① F9		B SI 97 X CH 84 1-0 16 1B 2-H 2B	5	1	2	2	0	0	2
16 Billy Butler, R (1, 10) OBP: 0.383, SLG: 0.405	D SI 91 F SI 89 C CH 83 B SI 94 X SI 93 2-2 6 FC1-4-2 1-3 2-H 1B			B FF 93 C CH 86 B FF 94 S CH 85 F KC 80 S CH 86 2-3 ② K	B FF 93 F CH 85 1 SAFE B FF 92 F SI 94 X CH 85 2-2 ② SF8 3-H		C FC 87 C SL 82 B CU 78 B SI 89 X CH 82 2-2 ② G1-4-3		B FF 97 X SI 96 1-0 6 FC6-4 2-H 1B	4	0	2	3	0	1	0
6 Lorenzo Cain, R (1, 8) OBP: 0.343, SLG: 0.409	B SI 91 S FF 92 B SI 91 F FF 91 X CH 84 2-2 ②③ FC1-4-2 1-2 3-H			F KC 78 B FF 92 B CH 84 B FF 94 B FF 93 4-1 BB	D FF 93 B CH 85 D FF 93 B FF 90 4-0 1-2 BB		B SI 89 S FC 87 X SL 84 1-1 ③ F9		S SI 96 X SI 97 0-1 ③ FC6-4 1-2f	3	0	0	0	2	0	3
24 Miguel Tejada, R (1, 5) OBP: 0.355, SLG: 0.448 8 Mike Moustakas, L (7, 5) OBP: 0.249, SLG: 0.285		C SI 90 B KC 79 B FF 92 X FF 92 2-1 ① G6-3		C FF 91 F CH 83 X KC 78 0-2 ③ G1-3	F FF 92 F SI 93 S KC 81 0-3 ③ K			X SI 90 0-0 ① F7		3 1	0 0	0 0	0 0	0 0	1 0	3 0
21 Jeff Francoeur, R (1, 9) OBP: 0.251, SLG: 0.318		F FF 93 S FF 94 S KC 81 0-3 ② K			C CH 84 X CH 84 0-1 23 3B 1B	B KC 77 S FF 92 B KC 80 B CH 86 B FF 94 4-1 2 F8 23 1B BB		C FF 94 S SL 86 C FF 95 0-3 ② K		3	1	1	0	1	2	0
23 Elliot Johnson, S (1, 4) OBP: 0.288, SLG: 0.343		B SI 92 B FF 93 F FF 93 F FF 93 B KC 81 X FF 94 3-2 ③ P6			X FF 92 0-0 2 1B 1-H 3B	1 SAFE C CH 83 X KC 80 0-1 4 S 1-2 1B		B SI 90 B FF 92 C CH 88 S CH 89 F FF 94 S SL 85 2-3 ③ K		4	1	2	1	0	1	0
2 Alcides Escobar, R (1, 6) OBP: 0.263, SLG: 0.315			F FF 91 C FF 93 S KC 81 0-3 ① K		S FF 93 B KC 80 S CH 83 F CH 85 X FF 93 1-2 35 2B 13 1B 3-H 1B	D FF 92 L FF 91 B CH 82 B FF 90 X FF 92 3-1 ① F8 2-3			C SI 90 X CH 80 0-1 ① F7	4	1	1	1	0	1	2
Inning Stats	R: 1 E: 0 K: 0 S: 10 H: 1 LOB: 1 BB: 1 P: 21	R: 0 E: 0 K: 1 S: 8 H: 0 LOB: 0 BB: 0 P: 13	R: 0 E: 0 K: 1 S: 7 H: 0 LOB: 0 BB: 0 P: 8	R: 0 E: 0 K: 1 S: 11 H: 0 LOB: 1 BB: 1 P: 19	R: 4 E: 0 K: 1 S: 18 H: 5 LOB: 2 BB: 1 P: 27	R: 0 E: 0 K: 1 S: 10 H: 1 LOB: 2 BB: 1 P: 19	R: 0 E: 0 K: 0 S: 6 H: 0 LOB: 0 BB: 0 P: 9	R: 0 E: 0 K: 2 S: 8 H: 0 LOB: 0 BB: 0 P: 10	R: 2 E: 0 K: 0 S: 11 H: 3 LOB: 1 BB: 0 P: 14	1B: 7 2B: 3 3B: 1 HR: 0 SF: 1 SAC: 0 DP: 1 HBP: 1						

PITCHER	IP	WLS	BF	H	R	ER	SO	BB	IBB	HBP	BLK	WP	HR	S	P	ERA	WHIP
55 Matt Moore, L (1, 1) ERA: 4.12	5.1	L	27	7	5	5	4	4	0	1	0	0	0	59	100	8.44	2.062
35 Jamey Wright, R (6, 1) ERA: 3.55	1.2		5	0	0	0	1	0	0	0	0	0	0	11	16	0.00	0.000
43 Kyle Farnsworth, R (8, 1) ERA: 5.79	1.0		3	0	0	0	2	0	0	0	0	0	0	8	10	0.00	0.000
56 Fernando Rodney, R (9, 1) ERA: 5.4	1.0		6	3	2	2	0	0	0	0	0	0	0	11	14	18.00	3.000

PITCHER	IP	WLS	BF	H	R	ER	SO	BB	IBB	HBP	BLK	WP	HR	S	P	ERA	WHIP

TOP

Kansas City Royals @ Tampa Bay Rays

Tropicana Field, St. Petersburg, FL

Fri Jun 14 2013, 7:13 PM - 10:11 PM EDT

Att. 13,407 - Dome - 72 F

livebaseballscorecards.com

AB	35
R	7
H	10
RBI	7
BB	4
SO	7
LOB	16

WP: 0	PA: 41		
PB: 0			
SB: 1			
CS: 0			

BOTTOM

Kansas City Royals @ Tampa Bay Rays

Tropicana Field, St. Petersburg, FL

Fri Jun 14 2013, 7:13 PM - 10:11 PM EDT

Att. 13,407 - Dome - 72 F

livebaseballscorecards.com

Batter	1	2	3	4	5	6	7	8	9	AB	R	H	RBI	BB	SO	LOB
20 Matt Joyce, L (1, 9) OBP: 0.351, SLG: 0.523	B FF 89 B FF 91 X SI 91 2-0 HR		B SL 81 X FF 92 1-0 ① G3		C FF 92 B SL 85 F CH 82 X SL 85 1-2 18 F7 2B		B CU 75 X FF 94 1-0 ③ F7			4	1	2	1	0	0	2
18 Ben Zobrist, S (1, 4) OBP: 0.362, SLG: 0.391	B FF 92 B FF 92 B CH 82 C FF 92 B CH 82 4-1 3 2B BB		B FF 91 B FF 91 C FF 91 B CH 84 B SI 92 4-1 3 FC6-4 BB		2 SAFE X FF 92 0-0 ②③ F7 2-3			C CU 74 C FF 93 B CU 75 X CH 84 1-2 ① F8		2	1	0	0	2	0	1
2 Kelly Johnson, L (1, 5) OBP: 0.317, SLG: 0.457	C CH 81 D SL 84 1 SAFE B CH 82 B SI 91 X SI 92 3-1 ① F8		B FF 92 F FF 91 F SL 82 B SL 81 1 SAFE S SL 82 2-3 ② K			C SI 90 F CH 82 X FF 92 0-2 ① F7		B CU 74 F FF 93 C CU 73 S CU 74 1-3 ② K		4	0	0	0	0	2	2
3 Evan Longoria, R (1, 10) OBP: 0.364, SLG: 0.548	1 SAFE C SL 81 F FF 92 1 SAFE D SL 83 D SL 82 1 SAFE X SL 82 2-2 1-H 2B		C FF 92 F SI 92 B FF 93 F SL 84 X FF 92 1-2 ③ FC6-4 1-2f			C CU 76 X FF 92 0-1 21 G4-6-3 1B		C FF 93 C CH 84 T CU 74 0-2 ③ K		4	0	2	1	0	1	1
21 James Loney, L (1, 3) OBP: 0.373, SLG: 0.493	B CH 82 F SI 91 D SL 82 X CH 84 2-1 ② F9			B FF 91 C SL 81 X CH 82 1-1 ① L8		B FF 92 B SL 83 X SI 91 2-0 ②③ G4-6-3 1-2f			C FF 98 B FF 99 C CH 88 F FF 99 B FF 98 S CU 81 2-3 ① K	4	0	0	0	0	1	2
8 Desmond Jennings, R (1, 8) OBP: 0.315, SLG: 0.435	C FF 92 B SI 91 C SI 92 S SL 83 1-3 ③ K			C CU 76 S SI 91 B FF 93 B SL 83 X SL 84 2-2 5 SH2-3 1B			B CU 74 S FF 91 B FF 91 X FF 91 2-1 30 1B 2B		F FF 100 B CU 79 B CH 89 B FF 98 B FF 98 4-1 59 F9 30 DI BB	3	0	2	0	1	1	1
5 Sam Fuld, L (1, 7) OBP: 0.250, SLG: 0.258 30 Luke Scott, L (7, PH) OBP: 0.331, SLG: 0.351 (8, 7)		B FF 89 F SI 90 C CH 83 F FF 92 X SL 82 1-2 ① G3-1		X SL 82 0-0 ② SH2-3 1-2			B SL 80 S CH 82 C SL 82 X FF 92 1-2 11 WP 2-3 1B		B CH 87 B FF 97 B FF 99 C FF 98 F FF 98 B FF 99 4-2 11 DI 1-2 BB	1 1	0 0	0 1	0 0	0 1	0 0	0 0
59 Jose Lobaton, S (1, 2) OBP: 0.336, SLG: 0.419		C SI 90 B CH 83 B SL 82 S FF 91 F SL 82 S SL 83 2-3 ② K		D SL 82 X SL 82 1-0 ③ G3			C SI 94 B SL 82 S SI 95 D SL 84 F SI 96 C FF 96 2-3 ① K		F FF 99 B CH 89 X CH 88 1-1 ② F9 2-3	4	0	0	0	0	2	5
11 Yunel Escobar, R (1, 6) OBP: 0.308, SLG: 0.366		X FF 92 0-0 ③ G6-3			B FF 90 B SI 91 B SI 90 C FF 91 X FF 92 3-1 ① G5-3		B SL 85 S SI 94 C SL 84 S SL 86 1-3 ② K 1-2		S FF 99 B FF 100 B CH 89 F FF 99 B FF 99 F FF 99 F FF 99 S FF 98 3-3 ③ K 1-2	4	0	0	0	0	2	4

Inning Stats																												
	R: 2	H: 2		R: 0	H: 0		R: 0	H: 0		R: 0	H: 1		R: 0	H: 1		R: 0	H: 1		R: 0	H: 2		R: 0	H: 0		R: 0	H: 0		1B: 3	SF: 0		WP: 1	PA: 36
	E: 0	LOB: 1		E: 0	LOB: 0		E: 0	LOB: 1		E: 0	LOB: 1		E: 0	LOB: 0		E: 0	LOB: 0		E: 0	LOB: 2		E: 0	LOB: 0		E: 0	LOB: 2		2B: 3	SAC: 1		PB: 0	
	K: 1	BB: 1		K: 1	BB: 0		K: 1	BB: 1		K: 0	BB: 1		K: 0	BB: 0		K: 6	BB: 0		K: 2	BB: 0		K: 2	BB: 0		K: 2	BB: 2		3B: 0	DP: 1		SB: 0	
	S: 12	P: 26		S: 9	P: 12		S: 9	P: 17		S: 7	P: 11		S: 6	P: 10		S: 6	P: 8		S: 13	P: 20		S: 9	P: 11		S: 14	P: 28		HR: 1	HBP: 0		CS: 0	

PITCHER		IP	WLS	BF	H	R	ER	SO	BB	IBB	HBP	BLK	WP	HR	S	P	ERA	WHIP
39 Luis Mendoza, R ERA: 4.08	(1, 1)	6.0	W	25	7	2	2	3	2	0	0	0	0	1	54	92	3.00	1.500
43 Aaron Crow, R ERA: 4.05	(7, 1)	0.2	H	2	0	0	0	2	0	0	0	0	1	0	7	10	0.00	0.000
55 Tim Collins, L ERA: 2.38	(7, 1)	1.1	H	4	0	0	0	2	0	0	0	0	0	0	10	13	0.00	0.000
40 Kelvin Herrera, R ERA: 4.07	(9, 1)	1.0		5	0	0	0	2	2	0	0	0	0	0	14	28	0.00	2.000

PITCHER	IP	WLS	BF	H	R	ER	SO	BB	IBB	HBP	BLK	WP	HR	S	P	ERA	WHIP

Kansas City Royals @ Tampa Bay Rays

Tropicana Field, St. Petersburg, FL

Sat Jun 15 2013, 4:13 PM - 7:04 PM EDT

Att. 18,593 - Dome - 72 F

TOP

livebaseballscorecards.com

Batter	1	2	3	4	5	6	7	8	9	AB	R	H	RBI	BB	SO	LOB
4 Alex Gordon, L (1, 7) OBP: 0.351, SLG: 0.436	F FF 91 F KC 79 B CH 85 S CH 86 1-3 K ①	D KC 80 F CH 85 S CH 86 D KC 82 D CH 87 F CH 86 B FF 92 4-2 13 WP BB ① 1-2 2-3 3-H		C FF 92 B CH 85 X SI 92 1-1 L8 ③			B SI 97 B FF 96 F FF 96 F SI 96 F SI 96 C FF 97 2-3 K ②		C SI 97 S CH 86 X FF 98 0-2 35 WP 35 DI 1B	4	0	1	1	1	2	1
35 Eric Hosmer, L (1, 3) OBP: 0.329, SLG: 0.350	X FF 91 0-0 L6 ②	B CH 85 C FF 90 F CH 86 F CH 86 B KC 80 X CH 86 2-2 SF8 ② 2-3 3-H			C KC 78 B FF 92 B CH 86 X FF 91 2-1 L1-2-3 ①		C SI 97 B SI 97 S SI 97 X SI 98 1-2 G4-3 ③		C SI 99 B SI 98 F CH 86 B FF 98 D CH 86 B SI 98 4-2 1-3 BB	3	0	0	1	1	0	1
13 Salvador Perez, R (1, 2) OBP: 0.340, SLG: 0.439	C SI 91 F CH 86 F CH 87 X SI 92 0-2 16 BB 1B	B KC 80 B FF 92 C FF 91 F FF 91 X CH 85 2-2 G5-3 ③ 1-2			C SI 92 S CH 83 S FF 92 0-3 K ②			X FF 90 0-0 HR	X SI 99 0-0 G6-3 ③	5	1	2	1	0	1	4
16 Billy Butler, R (1, 10) OBP: 0.381, SLG: 0.399	B KC 78 B CH 85 B FF 91 C FF 90 1 SAFE B CH 86 4-1 1-2 BB		B CH 89 F KC 79 B FF 91 S CH 86 X CH 87 2-2 F8 ①		S CH 86 F CH 85 B SI 92 S SI 93 1-3 K ③			B FF 90 B CU 78 C FF 90 F CU 77 F FS 81 F FS 81 F FF 89 T FF 89 2-2 K ①		3	0	0	0	1	2	0
6 Lorenzo Cain, R (1, 8) OBP: 0.337, SLG: 0.402	X KC 78 0-0 G5-3 ③		C FF 91 B FF 91 F FF 91 B CH 87 F CH 86 T KC 81 2-2 K ②			C SI 92 B FF 92 F SI 91 S CH 86 1-3 K ①		C CU 78 X FF 91 0-1 F9 ②		4	0	0	0	0	2	2
7 David Lough, L (1, 9) OBP: 0.301, SLG: 0.420		C FF 90 X CH 85 0-1 G3 ① F FF 91 B KC 79 B CH 84 X FF 92 2-1 2 BB 23 1B 4 BB 1B	C KC 78 X CH 87 0-1 1B C SI 91 1 SAFE S KC 80 F CH 87 1 SAFE X KC 80 0-2 G5-3 ③			B CH 85 B CH 85 F SI 92 F SI 93 C SI 92 2-3 K ② B FC 88 C CH 84 X FC 87 1-1 P5 ③		C CU 78 S FS 81 X CU 80 0-2 1B C FS 80 C FF 90 S FF 90 0-3 K ③		4	0	2	0	0	1	0
8 Mike Moustakas, L (1, 5) OBP: 0.249, SLG: 0.284										4	1	1	0	0	1	2
23 Elliot Johnson, S (1, 4) OBP: 0.287, SLG: 0.340		C KC 78 X CH 85 0-1 4 BB 2 BB 35 SF8 1-2 1B		C FF 91 C FF 92 C FF 93 0-3 K ①			C FF 94 X SI 95 0-1 G6-3 ①		B SI 92 B SI 94 C FF 95 X SI 96 2-1 G3 ①	4	1	1	0	0	1	0
2 Alcides Escobar, R (1, 6) OBP: 0.266, SLG: 0.323		B FF 92 D CH 85 C FF 92 F CH 86 D KC 81 F CH 84 F FF 93 B CH 85 4-2 35 SF8 4 BB 1-2 2-3 BB		B FF 91 X SI 92 1-0 G4-3 ②			C SL 85 F SI 96 F FF 96 B FF 96 F SI 96 B SI 96 X SI 97 2-2 3B		B SI 96 B SI 95 C FF 95 F SI 97 F FF 98 S CH 85 2-3 K ②	3	0	1	0	1	1	0

	AB	34
	R	3
	H	8
	RBI	3
	BB	4
	SO	11
	LOB	10

Inning Stats																		
	R: 0	H: 1	R: 2	H: 2	R: 0	H: 1	R: 0	H: 0	R: 0	H: 0	R: 0	H: 1	R: 1	H: 2	R: 0	H: 1	1B: 6	SF: 1	WP: 2	PA: 39
	E: 0	LOB: 2	E: 0	LOB: 2	E: 0	LOB: 1	E: 0	LOB: 0	E: 0	LOB: 0	E: 0	LOB: 0	E: 0	LOB: 1	E: 0	LOB: 2	2B: 0	SAC: 0	PB: 0	
	K: 1	BB: 1	K: 0	BB: 2	K: 1	BB: 0	K: 2	BB: 0	K: 2	BB: 0	K: 1	BB: 0	K: 2	BB: 0	K: 1	BB: 1	3B: 1	DP: 0	SB: 0	
	S: 10	P: 15	S: 20	P: 34	S: 13	P: 17	S: 6	P: 8	S: 8	P: 11	S: 8	P: 12	S: 14	P: 19	S: 15	P: 17	S: 12	P: 20	HR: 1	HBP: 0	CS: 0	

PITCHER		IP	WLS	BF	H	R	ER	SO	BB	IBB	HBP	BLK	WP	HR	S	P	ERA	WHIP
53 Alex Cobb, R ERA: 3.01	(1, 1)	4.1		20	4	2	2	3	3	0	0	0	1	0	51	78	4.15	1.615
54 Alex Torres, L ERA:	(5, 1)	1.2	W	5	0	0	0	4	0	0	0	0	0	0	14	19	0.00	0.000
57 Jake McGee, L ERA: 5.54	(7, 1)	1.0	H	4	1	0	0	1	0	0	0	0	0	0	14	19	0.00	1.000
62 Joel Peralta, R ERA: 1.95	(8, 1)	1.0	H	5	2	1	1	2	0	0	0	0	0	1	15	17	9.00	2.000
56 Fernando Rodney, R ERA: 5.22	(9, 1)	1.0	S	5	1	0	0	1	1	0	0	0	1	0	12	20	0.00	2.000

PITCHER	IP	WLS	BF	H	R	ER	SO	BB	IBB	HBP	BLK	WP	HR	S	P	ERA	WHIP

BOTTOM

Kansas City Royals @ Tampa Bay Rays

Tropicana Field, St. Petersburg, FL

Sat Jun 15 2013, 4:13 PM - 7:04 PM EDT

Att. 18,593 - Dome - 72 F

livebaseballscorecards.com

Batter	1	2	3	4	5	6	7	8	9	AB	R	H	RBI	BB	SO	LOB
20 Matt Joyce, L (1, 9) OBP: 0.354, SLG: 0.535	B CH 84 B CH 82 B CH 86 C FF 91 X FF 92 3-1 F7 ①		X CH 86 0-0 L9 ②		B FF 93 C SL 80 B CU 74 B CH 83 X FF 93 3-1 HR		B CH 87 F SL 81 F CU 73 B FF 94 B SL 82 F CU 74 F SL 80 B SL 82 4-2 30 BB 1-2 BB			3	1	1	1	1	0	0
18 Ben Zobrist, S (1, 4) OBP: 0.364, SLG: 0.393	B CH 85 C CH 85 C CU 75 X SL 82 1-2 30 1B 30 E 3 SF9 1B		B FF 91 C CH 86 B CU 76 X FF 93 2-1 30 HR 1B		X CH 86 0-0 P6 ②		C FF 93 B SL 84 X CU 72 1-1 F9 ② 2-3			4	2	2	0	0	0	2
30 Luke Scott, L (1, 7) OBP: 0.343, SLG: 0.385 5 Sam Fuld, L (8, 7) OBP: 0.250, SLG: 0.258	C CH 85 1 SAFE B FF 91 1 SAFE B CU 75 B CH 87 2 SAFE F FF 93 X SL 83 3-2 1-3 1B		D CU 76 B CH 84 C FF 93 F CU 74 1 SAFE X FF 94 2-2 1-H HR		C CH 86 X SL 80 0-1 G5-3 ③		B CU 75 D CH 83 B SL 79 B FF 92 4-0 1-2 BB			3 0	1 0	2 0	2 0	1 0	0 0	0 0
3 Evan Longoria, R (1, 10) OBP: 0.363, SLG: 0.556	B FF 93 C SI 92 F FF 93 B FF 93 X FF 93 2-2 SF9 ② 3-H		B SL 82 C CH 82 F FF 94 B SL 82 X CH 84 2-2 G6-3 ③			B FF 92 C SL 81 X FF 92 1-1 HR	B FF 94 C FF 92 D CH 85 X SL 82 2-1 P3 ③			3	1	1	2	0	0	3
21 James Loney, L (1, 3) OBP: 0.367, SLG: 0.484	C FF 92 D CU 76 X CH 87 1-1 G4-3 ③			C CH 86 B CU 76 B CH 82 F CH 84 X CU 75 2-2 G4-3 ①		C CU 74 X SL 80 0-1 G4-3 ①		F FF 95 B FF 94 X KC 78 1-1 G4-3 ①		4	0	0	0	0	0	1
8 Desmond Jennings, R (1, 8) OBP: 0.314, SLG: 0.432		C CH 84 X CU 76 0-1 G6-3 ①		C SL 80 B CU 70 C FF 93 X SL 81 1-2 59 1B 59 1B 1B		B SL 82 F CH 83 B SL 83 C CU 74 B FF 94 X SL 82 3-2 F9 ②		X FC 90 0-0 G5-3 ②		4	0	1	0	0	0	0
2 Kelly Johnson, L (1, 5) OBP: 0.316, SLG: 0.450		X CH 85 0-0 G4-3 ②		X CH 82 0-0 F7 ②		B FF 93 X CH 84 2-0 G4-3 ③		C FF 96 B KC 79 B KC 80 B FC 89 B FF 94 4-1 BB		3	0	0	0	1	0	1
59 Jose Lobaton, S (1, 2) OBP: 0.341, SLG: 0.417		C FC 91 F CH 82 B FF 92 X SL 83 1-2 G3-1 ③		F CH 85 X CU 73 0-1 1-H 1B ③			B FF 89 B CH 81 B FF 91 C FF 89 C FF 91 F FF 92 B FF 93 4-2 11 FC1-6 BB	S FC 89 C FC 90 P PO 81 X KC 80 1-2 F8 ③		3	0	1	0	1	0	1
11 Yunel Escobar, R (1, 6) OBP: 0.304, SLG: 0.361			C FF 92 B CH 82 X CU 75 1-1 F8 ①		C FF 91 B FF 92 C FF 92 X SL 82 1-2 G6-3 ①		B SL 79 X CH 82 1-0 FC1-6 18 F9 20 WP 1-2f			3	0	0	0	0	0	1
Inning Stats	R: 1 E: 1 K: 0 S: 13 H: 2 LOB: 1 BB: 0 P: 23	R: 0 E: 0 K: 0 S: 6 H: 0 LOB: 0 BB: 0 P: 7	R: 2 E: 0 K: 0 S: 11 H: 2 LOB: 0 BB: 0 P: 18	R: 0 E: 0 K: 0 S: 9 H: 2 LOB: 2 BB: 0 P: 12	R: 1 E: 0 K: 0 S: 8 H: 1 LOB: 0 BB: 0 P: 12	R: 1 E: 0 K: 0 S: 8 H: 1 LOB: 0 BB: 0 P: 14	R: 0 E: 0 K: 0 S: 12 H: 0 LOB: 3 BB: 3 P: 28	R: 0 E: 0 K: 0 S: 8 H: 0 LOB: 1 BB: 1 P: 13		1B: 5 2B: 0 3B: 0 HR: 3 SF: 1 SAC: 0 DP: 0 HBP: 0						

	AB	30
	R	5
	H	8
	RBI	5
	BB	4
	SO	0
	LOB	9

WP: 1 PA: 35
PB: 0
SB: 0
CS: 0

PITCHER		IP	WLS	BF	H	R	ER	SO	BB	IBB	HBP	BLK	WP	HR	S	P	ERA	WHIP
11 Jeremy Guthrie, R ERA: 3.72	(1, 1)	7.0	L	31	8	5	4	0	3	0	0	0	1	3	67	114	5.14	1.571
44 Luke Hochevar, R ERA: 2.52	(8, 1)	1.0		4	0	0	0	0	1	0	0	0	0	0	8	13	0.00	1.000

PITCHER	IP	WLS	BF	H	R	ER	SO	BB	IBB	HBP	BLK	WP	HR	S	P	ERA	WHIP

Batter	1	2	3	4	5	6	7	8	9	AB	R	H	RBI	BB	SO	LOB
4 Alex Gordon, L (1, 7) OBP: 0.352, SLG: 0.435	C SI 91 C SL 85 H SI 91 1-2 35 FC5-4 HBP		B SL 85 C CH 84 X SL 84 1-1 ② L4		C SI 92 F SL 83 1 SAFE 1 SAFE S CH 81 0-3 ① K	F FF 94 B SI 95 B SI 96 X FF 95 2-1 35 WP 1-2 2-H 1B		F FF 91 B CU 72 D CU 72 X SL 86 2-1 ① SF7 2-H		3	0	1	2	0	1	1
35 Eric Hosmer, L (1, 3) OBP: 0.331, SLG: 0.351	C SL 81 X SI 90 0-1 ① FC5-4 16 PB 13 G5-3 16 1B 1-2f		C CH 85 X SI 92 0-1 13 FC5-4 1B		B SL 88 C FF 88 B CH 83 X CH 84 2-1 1-2 1B	B SI 96 F SI 96 X FF 97 1-1 ③ L7 1-2 2-3		X FF 91 0-0 ② L6		5	1	2	0	0	0	3
13 Salvador Perez, R (1, 2) OBP: 0.332, SLG: 0.429	C SI 90 F SI 90 D CH 82 X SI 90 1-2 ② G5-3 1-2		X SL 84 0-0 ③ FC5-4 1-2f		C SI 91 F FF 93 F FF 92 F CH 83 B SI 92 X CH 83 1-2 ② F4		B FF 95 F FF 95 X FS 77 1-1 E7 23 WP 8 BB	C CH 84 F FF 91 B CU 70 C FF 91 1-3 ③ K		5	0	0	0	0	1	4
16 Billy Butler, R (1, 10) OBP: 0.381, SLG: 0.404	B CH 83 C SL 84 B FF 91 X CH 84 2-1 2-H 1B			C SI 91 X SI 92 0-1 8 F9 2B	X SI 93 0-0 ③ L4		B FF 95 B FF 94 X FF 93 2-0 ① F9		B SI 91 C FF 92 F SL 86 X FF 96 1-2 ① G4-3	5	0	2	1	0	0	3
7 David Lough, L (1, 8) OBP: 0.284, SLG: 0.395	D SI 91 X SI 90 1-0 ③ F8			C CH 83 X CH 84 0-1 ① L3		B SI 91 B SI 90 C SI 90 B SI 92 X SI 91 3-1 ① L6	C FF 93 B FS 78 X FS 77 1-1 ② P5		B FF 95 S CH 88 B FF 94 B SL 86 X CH 88 3-1 ② F9	5	0	0	0	0	0	3
8 Mike Moustakas, L (1, 5) OBP: 0.252, SLG: 0.284		C SL 82 B SI 90 X SI 90 1-1 2 CS 1B		B SL 84 X CH 84 1-0 ② F9 2-3		B SI 84 B SI 92 X CH 85 2-0 ② G6-3	B FF 95 B FS 79 C FF 94 F FF 95 B FS 78 B FS 78 4-2 23 WP 1-2 BB		X FF 92 0-0 ③ F8	4	0	1	0	1	0	1
23 Elliot Johnson, S (1, 4) OBP: 0.286, SLG: 0.346		C CH 82 C SI 89 1 SAFE F SI 90 S SL 82 0-3 ① K		F SI 91 F SI 92 B SI 92 X CH 84 1-2 ③ G4-3		B SL 83 X CH 85 1-0 2 1B 2B	B FS 78 C FF 93 F FF 94 S FS 81 1-3 K 1-2 2-3			4	1	1	0	0	2	4
21 Jeff Francoeur, R (1, 9) OBP: 0.257, SLG: 0.335		F SI 90 B FF 89 X CH 84 1-1 ② L8			B SL 83 F CH 83 S SL 84 B CH 81 F SI 92 F SL 83 B CH 83 X SL 82 3-2 HR	I IN 67 I IN 69 I IN 68 I IN 70 4-0 2 1B 4 1B IBB	X FF 96 0-0 ③ L8			3	2	1	1	1	0	4
2 Alcides Escobar, R (1, 6) OBP: 0.273, SLG: 0.333		C SI 90 C SL 83 B FF 92 1-2 ③ CS 1-2	C SL 83 X SI 91 0-1 ① G6-3		C SI 93 B SI 93 B SI 92 S CH 85 X SL 85 2-2 35 1B 1B	X SI 91 0-0 35 WP 4 1B 1-2 2-H 1B		X FF 91 0-0 4 WP 4 SF7 2B		4	1	3	1	0	0	0
Inning Stats	R: 1 E: 0 K: 0 S: 10 H: 1 LOB: 1 BB: 0 P: 15	R: 0 E: 0 K: 1 S: 10 H: 1 LOB: 0 BB: 0 P: 13	R: 0 E: 0 K: 0 S: 7 H: 1 LOB: 1 BB: 0 P: 8	R: 0 E: 0 K: 0 S: 8 H: 1 LOB: 1 BB: 0 P: 10	R: 1 E: 0 K: 1 S: 19 H: 3 LOB: 2 BB: 0 P: 27	R: 2 E: 0 K: 0 S: 9 H: 3 LOB: 2 BB: 1 P: 22	R: 0 E: 1 K: 1 S: 11 H: 0 LOB: 3 BB: 1 P: 20	R: 1 E: 0 K: 1 S: 7 H: 1 LOB: 0 BB: 0 P: 10	R: 0 E: 0 K: 0 S: 6 H: 0 LOB: 0 BB: 0 P: 10	1B: 7 2B: 3 3B: 0 HR: 1 SF: 1 SAC: 0 DP: 0 HBP: 1						

WP: 3 PB: 1 SB: 0 CS: 1 PA: 43

PITCHER		IP	WLS	BF	H	R	ER	SO	BB	IBB	HBP	BLK	WP	HR	S	P	ERA	WHIP
40 Roberto Hernandez, R ERA: 5.02	(1, 1)	5.2	L	27	9	4	4	2	0	1	1	0	0	1	59	88	6.35	1.588
57 Jake McGee, L ERA: 5.47	(6, 1)	0.1		2	1	0	0	0	0	0	0	0	1	0	4	7	0.00	3.000
52 Josh Lueke, R ERA: 3.38	(7, 1)	1.0		6	0	0	0	1	1	0	0	0	1	0	11	20	0.00	1.000
27 Cesár Ramos, L ERA: 4.31	(8, 1)	1.0		4	1	1	1	1	0	0	0	0	1	0	7	10	9.00	1.000
43 Kyle Farnsworth, R ERA: 5.49	(9, 1)	1.0		3	0	0	0	0	0	0	0	0	0	0	6	10	0.00	0.000

PITCHER	IP	WLS	BF	H	R	ER	SO	BB	IBB	HBP	BLK	WP	HR	S	P	ERA	WHIP

TOP

Kansas City Royals @ Tampa Bay Rays

Tropicana Field, St. Petersburg, FL

Sun Jun 16 2013, 1:43 PM - 4:50 PM EDT

Att. 27,442 - Dome - 72 F

livebaseballscorecards.com

AB	38
R	5
H	11
RBI	5
BB	2
SO	4
LOB	23

Kansas City Royals @ Tampa Bay Rays

Tropicana Field, St. Petersburg, FL

Sun Jun 16 2013, 1:43 PM - 4:50 PM EDT

Att. 27,442 - Dome - 72 F

livebaseballscorecards.com

BOTTOM

Batter	1	2	3	4	5	6	7	8	9	AB	R	H	RBI	BB	SO	LOB
20 Matt Joyce, L (1, 9) OBP: 0.355, SLG: 0.529	B FF 92 B FF 91 C FF 92 B KC 82 C FC 93 X FC 94 3-2 18 G3-1 30 2B 1B	B KC 79 B KC 82 B FF 93 C FC 94 S FC 92 F FC 90 F FF 94 F FC 87 F KC 83 3-3 ② S FC 89 K		S KC 82 B FC 88 1 SAFE B FF 92 C KC 83 F KC 83 X FC 86 2-2 ③ G4-3			B FF 92 C FF 93 C CU 74 X CU 74 1-2 ② G2-3 1-2		B FF 96 C FF 97 B FF 97 B FF 96 B FF 96 4-1 BB	4	1	1	0	1	1	2
18 Ben Zobrist, S (1, 4) OBP: 0.361, SLG: 0.393	C FF 93 C CH 86 X KC 82 0-2 ① G3-1 1-2 S FC 94 X FC 93 0-1 2B				C KC 76 B CH 85 X KC 81 1-1 ① G4-3		B FF 93 C CU 73 B CU 74 X FF 94 2-1 ③ F9		F FF 98 B FF 98 C SL 88 S SL 88 1-3 ③ K	5	0	1	0	0	1	3
30 Luke Scott, L (1, 7) OBP: 0.340, SLG: 0.388	X FF 93 0-0 8 1B 2-H 2B	C KC 83 X FC 88 0-1 ③ P5			C FF 91 B KC 83 B KC 82 S FC 90 B SI 92 S FF 94 3-3 ② K			B FF 93 B FF 94 B FF 93 C FF 93 X FF 94 3-1 ① P5		4	1	1	1	0	1	1
3 Evan Longoria, R (1, 10) OBP: 0.365, SLG: 0.552	C FF 94 B KC 82 B FC 87 B FF 95 4-1 2 BB 8 1B BB		B KC 80 C FF 92 X FF 92 1-1 ① G5-3		C FC 91 S FC 93 B FC 89 T FC 89 1-2 ③ K			C FF 93 F CH 84 B FF 93 B CU 75 B CH 83 F FF 93 F FF 93 B FF 93 4-2 BB		2	0	0	0	2	1	0
21 James Loney, L (1, 3) OBP: 0.361, SLG: 0.476	C KC 80 D KC 82 X FF 92 1-1 ② L7		B FF 92 C FF 93 X FC 91 1-1 ② G4-3			C KC 81 B FC 87 C FC 93 B FC 89 X KC 82 2-2 ① G4-3		F FF 94 D CU 75 F FF 92 B CU 75 F FF 93 S FF 93 2-3 ② K		4	0	0	0	0	1	3
8 Desmond Jennings, R (1, 8) OBP: 0.313, SLG: 0.429	B FC 92 F FC 89 D KC 83 S FC 89 F FC 89 F FC 94 B FC 90 F FC 94 X KC 84 3-2 2 BB 1-2 2-H 1B		S FF 92 X SI 89 0-1 ③ G5-3			C KC 81 B FF 93 B FF 92 C KC 83 S FC 89 2-3 ② K		C FF 96 B CH 86 X FF 97 1-1 ③ F8		4	0	1	1	0	1	1
2 Kelly Johnson, L (1, 5) OBP: 0.319, SLG: 0.448	B FC 93 B KC 82 B FF 94 B FC 92 4-0 1-2 2-3 BB			B FF 92 B FF 91 X FC 89 2-0 1B		F FC 93 B FC 88 F FF 93 B FC 90 B KC 82 F FF 94 X KC 82 3-2 ③ F8			C FF 95 B SL 88 F FF 96 S SL 88 1-3 ① K	3	0	1	0	1	1	0
28 José Molina, R (1, 2) OBP: 0.272, SLG: 0.316 59 Jose Lobaton, S (7, PH) OBP: 0.343, SLG: 0.443 (8, 2)	C FC 94 F FF 95 B FC 94 X KC 83 1-2 ③ L9			F FF 91 S FC 86 X FC 92 0-2 ① F9			B SI 92 X SI 93 1-0 ① F7		C FF 97 F SL 87 X SL 88 0-2 HR	2 2	0 1	0 1	0 1	0 0	0 0	4 0
11 Yunel Escobar, R (1, 6) OBP: 0.303, SLG: 0.359		B SI 89 B FC 85 F FF 89 X FF 94 2-1 ① F9		C KC 81 F SI 91 X FC 88 0-2 ② F8			C SI 93 B SL 84 X FF 94 1-2 20 G2-3 1B		B FF 96 B FF 96 F FF 95 F FF 96 S FF 98 2-3 ② K	4	0	1	0	0	1	1
Inning Stats	R: 2 E: 0 K: 0 S: 19 H: 3 LOB: 3 BB: 2 P: 35	R: 0 E: 0 K: 1 S: 13 H: 1 LOB: 1 BB: 0 P: 18	R: 0 E: 0 K: 0 S: 6 H: 0 LOB: 0 BB: 0 P: 8	R: 0 E: 0 K: 0 S: 11 H: 1 LOB: 1 BB: 0 P: 15	R: 0 E: 0 K: 2 S: 8 H: 0 LOB: 0 BB: 0 P: 13	R: 0 E: 0 K: 1 S: 10 H: 0 LOB: 0 BB: 0 P: 17	R: 0 E: 0 K: 0 S: 9 H: 1 LOB: 1 BB: 0 P: 14	R: 0 E: 0 K: 1 S: 12 H: 0 LOB: 1 BB: 1 P: 22	R: 1 E: 0 K: 3 S: 13 H: 1 LOB: 1 BB: 1 P: 21	1B: 4 2B: 2 3B: 0 HR: 1 SF: 0 SAC: 0 DP: 0 HBP: 0						

	AB	34
	R	3
	H	7
	RBI	3
	BB	4
	SO	8
	LOB	15

WP: 0 PB: 0 SB: 0 CS: 0 PA: 38

PITCHER		IP	WLS	BF	H	R	ER	SO	BB	IBB	HBP	BLK	WP	HR	S	P	ERA	WHIP
22 Wade Davis, R ERA: 5.18	(1, 1)	6.0	W	25	5	2	2	4	2	0	0	0	0	0	67	106	3.00	1.167
43 Aaron Crow, R ERA: 3.98	(7, 1)	0.1	H	2	1	0	0	0	0	0	0	0	0	0	4	6	0.00	3.000
55 Tim Collins, L ERA: 2.25	(7, 1)	1.1	H	5	0	0	0	1	1	0	0	0	0	0	15	27	0.00	0.750
40 Kelvin Herrera, R ERA: 4.01	(8, 1)	0.1	H	1	0	0	0	0	0	0	0	0	0	0	2	3	0.00	0.000
56 Greg Holland, R ERA: 2.16	(9, 1)	1.0	S	5	1	1	1	3	1	0	0	0	0	1	13	21	9.00	2.000

PITCHER	IP	WLS	BF	H	R	ER	SO	BB	IBB	HBP	BLK	WP	HR	S	P	ERA	WHIP

Tampa Bay Rays @ Boston Red Sox

Fenway Park, Boston, MA

Tue Jun 18 2013, 1:07 PM - 7:15 PM EDT

Att. 33,430 - Cloudy - 72 F

TOP

livebaseballscorecards.com

Batter	1	2	3	4	5	6	7	8	9	AB	R	H	RBI	BB	SO	LOB
20 Matt Joyce, L (1, 7) OBP: 0.353, SLG: 0.529	C FF 93 C FF 93 B SL 87 B CH 85 B SI 92 C FF 94 3-3 ① K		B SL 85 B SI 90 C FF 92 B CH 84 F FF 92 F FF 92 X FF 93 3-2 ① G4-3		C FF 93 1 SAFE X SL 84 0-1 ② G1-3 1-2			B FF 88 B FS 78 C FS 79 S FF 89 X FF 89 2-2 ② 8 G6-3 2B		4	0	1	0	0	1	1
8 Desmond Jennings, R (1, 8) OBP: 0.309, SLG: 0.422	B FF 94 F FF 92 X SI 92 1-1 ② G5-3		C SL 85 C SI 90 B FF 92 B SL 87 F SL 84 S FS 87 2-3 ② K		S FF 92 B SI 91 X SI 92 1-1 ③ G6-3			C FS 80 S FF 88 X FS 80 0-2 ① G6-3 2-3		4	0	0	0	0	1	2
18 Ben Zobrist, S (1, 4) OBP: 0.363, SLG: 0.396	X FF 93 0-0 ③ F9		C FF 92 C FS 87 B FF 92 F FC 91 X FS 87 1-2 2B			B FF 92 T FO 87 B FF 93 F FF 93 S FO 88 2-3 ① K		B SL 84 C FS 80 B FS 80 B FS 81 F FF 88 F FF 89 F FS 82 F FF 89 B FS 82 4-2 BB		3	0	1	0	1	1	0
3 Evan Longoria, R (1, 5) OBP: 0.363, SLG: 0.546		B FF 93 B SI 93 C FF 91 S FF 92 B SI 93 B FC 91 4-2 21 BB 30 2B BB	C SL 86 B FC 90 X FF 91 1-1 ③ G5-3			C SL 79 F FO 89 C FO 88 0-3 ② K		C FS 80 F FS 81 B FF 88 F FS 80 X FS 81 1-2 ② P3		3	1	0	0	1	1	3
21 James Loney, L (1, 3) OBP: 0.359, SLG: 0.470		D SI 93 B SL 85 B SI 92 B FF 92 4-0 30 2B BB 1-2		X SL 83 0-0 ① G3-1		B FF 93 C FO 86 B FO 88 X FO 87 2-1 ③ L7		F FS 81 F FF 89 B FS 81 F FS 82 F FS 82 F FF 89 F FF 89 F FS 82 S SL 84 1-3 ③ K		3	0	0	0	1	1	2
9 Wil Myers, R (1, 9)		X FF 92 0-0 ① F8		B FF 92 B SI 90 F SI 90 B FS 88 F SI 92 X FF 93 3-2 ② F9			C FF 95 F SL 85 B FF 98 C SL 86 1-3 ① K		X SI 88 0-0 ① F8	4	0	0	0	0	1	2
30 Luke Scott, L (1, 10) OBP: 0.338, SLG: 0.392		C FF 92 B SL 84 D CH 82 B FF 92 X FF 92 3-1 1-3 2-H 2B		F SL 84 X FF 92 0-1 ③ G4-3			C SL 86 S SL 86 B FF 97 S SL 87 1-3 ② K		C SI 88 X SL 84 0-1 ② G4-3	4	0	1	1	0	1	0
28 José Molina, R (1, 2) OBP: 0.287, SLG: 0.325		B SI 91 F FC 90 B FF 92 B FF 92 B FF 93 4-1 11 G6-4-3 BB			F FC 90 S SL 85 F FS 88 X FF 91 0-2 ① G6-3		B SL 85 B FF 95 F FF 96 C FF 96 F FF 97 X SL 86 2-2 1B		F SI 90 B CH 78 X CH 78 1-1 1B	3	0	2	0	1	0	0
11 Yunel Escobar, R (1, 6) OBP: 0.302, SLG: 0.357		B SI 91 C FF 91 B SI 92 X FF 91 2-1 ② ③ G6-4-3 1-2f			X FF 92 0-0 20 G1-3 1B		C FF 95 D SL 86 S SL 85 B FF 97 F FF 96 X SL 88 2-2 ③ G4-3		B FF 90 B FF 89 S SI 89 C FF 90 B SL 84 X SI 90 3-2 ③ G4-3	4	0	1	0	0	0	5

Inning Stats	1	2	3	4	5	6	7	8	9
	R: 0 E: 0 K: 1 S: 6 H: 0 LOB: 0 BB: 0 P: 10	R: 1 E: 0 K: 0 S: 8 H: 1 LOB: 2 BB: 3 P: 25	R: 0 E: 0 K: 1 S: 14 H: 1 LOB: 1 BB: 0 P: 21	R: 0 E: 0 K: 0 S: 6 H: 0 LOB: 0 BB: 0 P: 9	R: 0 E: 0 K: 0 S: 9 H: 1 LOB: 1 BB: 0 P: 10	R: 0 E: 0 K: 2 S: 8 H: 0 LOB: 0 BB: 0 P: 12	R: 0 E: 0 K: 2 S: 14 H: 1 LOB: 1 BB: 0 P: 20	R: 0 E: 0 K: 1 S: 23 H: 1 LOB: 2 BB: 1 P: 31	R: 0 E: 0 K: 0 S: 8 H: 1 LOB: 1 BB: 0 P: 12

	AB	32
	R	1
	H	6
	RBI	1
	BB	4
	SO	7
	LOB	15

	1B: 3	SF: 0	WP: 0	PA: 36
	2B: 3	SAC: 0	PB: 0	
	3B: 0	DP: 1	SB: 0	
	HR: 0	HBP: 0	CS: 0	

PITCHER		IP	WLS	BF	H	R	ER	SO	BB	IBB	HBP	BLK	WP	HR	S	P	ERA	WHIP
91 Alfredo Aceves, R ERA: 5.05	(1, 1)	5.0	W	20	3	1	1	2	3	0	0	0	0	0	43	75	1.80	1.200
36 Junichi Tazawa, R ERA: 2.51	(6, 1)	1.0	H	3	0	0	0	2	0	0	0	0	0	0	8	12	0.00	0.000
30 Andrew Miller, L ERA: 2.77	(7, 1)	1.0		4	1	0	0	2	0	0	0	0	0	0	14	20	0.00	1.000
19 Koji Uehara, R ERA: 2.17	(8, 1)	1.0		5	1	0	0	1	1	0	0	0	0	0	23	31	0.00	2.000
32 Craig Breslow, L ERA: 1.86	(9, 1)	1.0		4	1	0	0	0	0	0	0	0	0	0	8	12	0.00	1.000

PITCHER	IP	WLS	BF	H	R	ER	SO	BB	IBB	HBP	BLK	WP	HR	S	P	ERA	WHIP

Tampa Bay Rays @ Boston Red Sox

Fenway Park, Boston, MA

Tue Jun 18 2013, 1:07 PM - 7:15 PM EDT

Att. 33,430 - Cloudy - 72 F

BOTTOM

livebaseballscorecards.com

Batter	1	2	3	4	5	6	7	8	9	AB	R	H	RBI	BB	SO	LOB
2 Jacoby Ellsbury, L (1, 8) OBP: 0.350, SLG: 0.393	C FF 92 B FF 95 B CH 84 X CH 83 2-1 18 F8 15 SF8 2B		C CH 83 X FF 96 0-1 18 1B 34 1B 1B		C FF 92 B SL 84 F CH 82 X SL 87 1-2 ① F9	B SL 79 C FF 94 X SL 79 1-1 18 3B 3B		B FF 92 S FF 92 F FF 91 B FF 93 X SL 84 2-2 ③ L5		5	3	3	0	0	0	0
18 Shane Victorino, S (1, 9) OBP: 0.339, SLG: 0.365	C FF 95 X FF 96 0-1 ① F8 2-3		C FF 94 1 SAFE D FF 94 1 SAFE B FF 92 X CH 82 2-1 15 S 34 1B 1-3 1B		C SL 83 X SL 86 0-1 E3 15 BB 34 1B	B FF 94 C FF 94 F FF 94 D FS 80 F FF 95 B FF 96 X FF 95 3-2 3-H 3B				4	2	2	1	0	0	1
15 Dustin Pedroia, R (1, 4) OBP: 0.399, SLG: 0.433	B FF 95 F FF 95 S FF 95 X FF 96 1-2 ② SF8 3-H		B FF 95 C FF 94 D SL 87 1 SAFE B SL 85 X FF 95 3-1 ① L4 1-2		1 SAFE B FF 94 B FF 93 B FF 94 B FF 95 4-0 34 1B 1-2 BB	C FF 95 B SL 81 F SL 80 T FF 95 1-2 ③ K				2	0	0	1	1	1	3
34 David Ortiz, L (1, 10) OBP: 0.384, SLG: 0.597	S FF 96 F FF 97 F SL 86 F FF 98 B SL 86 X FF 96 1-2 ③ F7		F FF 96 X FF 96 0-1 2-H 3-H 1B		B FF 96 F SL 84 B SL 86 B CH 84 X FF 96 3-1 29 BB 1-3 2-H 1B		C SL 85 F FF 91 C FF 93 0-3 ① K			4	0	2	3	0	1	0
12 Mike Napoli, R (1, 3) OBP: 0.349, SLG: 0.466		C FF 94 B SL 86 S FF 95 B SL 86 F SL 86 B FF 96 F FF 96 D SL 86 4-2 39 G3-6-1 29 BB BB	C FF 95 C FF 97 S FF 97 0-3 ② K		B FF 95 S FF 94 F FF 96 S FF 97 1-3 ② K		B CU 69 F SI 94 B FF 93 X FF 92 2-1 1B			3	0	1	0	1	2	3
29 Daniel Nava, S (1, 7) OBP: 0.385, SLG: 0.455		B FF 94 B FF 93 B SI 93 B SI 94 4-0 39 G3-6-1 1-2 BB	D CH 85 F CH 84 S CH 84 B FF 96 F SL 87 F CH 85 S SL 88 2-3 ③ K		B CH 84 F FF 94 B FF 95 D SL 86 C FF 94 B SI 94 4-2 1-2 BB		X FF 93 0-0 ② P4			2	0	0	0	2	1	2
39 Jarrod Saltalamacchia, S (1, 2) OBP: 0.329, SLG: 0.479		C FF 94 D CH 85 S CH 84 F FF 97 F FF 98 B FF 97 X CH 86 2-2 ① ② G3-6-1 1-2f 2-3	F CH 84 B CH 88 S SL 86 B FF 96 B SL 84 S SL 83 3-3 ① K		B SL 79 B FF 94 F FF 95 S FF 95 T FF 95 2-2 ③ K		F FF 92 B FF 93 S SL 88 F SL 87 B SL 86 S SL 86 2-3 ③ K			4	0	0	0	0	3	6
16 Will Middlebrooks, R (1, 5) OBP: 0.232, SLG: 0.397		B FF 95 B FF 95 D SL 85 B FF 95 4-0 7 FC4-6 BB	C SL 82 S FF 98 B FF 97 F FF 97 X SL 84 1-2 ② G1-3			T FF 93 B FF 94 S FF 94 S FF 95 1-3 ① K		B SL 83 F FF 91 B FF 91 X SL 86 2-1 ① P3		3	0	0	0	1	1	0
7 Stephen Drew, L (1, 6) OBP: 0.300, SLG: 0.367		C CH 81 F CH 84 F FF 97 B FF 96 F FF 97 X SL 86 1-2 ③ FC4-6 1-2f	C SL 83 C FF 96 B FF 98 B FF 98 S SL 85 2-3 ③ K			C SL 80 X FF 95 0-1 ② G4-3		S CU 70 B FF 92 F FF 91 F FF 92 X SL 85 1-2 ② L3-1		4	0	0	0	0	1	2
Inning Stats	R: 1 E: 0 K: 0 S: 12 H: 1 LOB: 0 BB: 0 P: 16	R: 0 E: 0 K: 0 S: 14 H: 0 LOB: 2 BB: 3 P: 29	R: 2 E: 0 K: 2 S: 16 H: 3 LOB: 1 BB: 0 P: 23	R: 0 E: 0 K: 2 S: 10 H: 0 LOB: 0 BB: 0 P: 16	R: 1 E: 1 K: 2 S: 15 H: 1 LOB: 3 BB: 2 P: 30	R: 1 E: 0 K: 2 S: 14 H: 2 LOB: 1 BB: 0 P: 20	R: 0 E: 0 K: 2 S: 10 H: 1 LOB: 1 BB: 0 P: 14	R: 0 E: 0 K: 0 S: 9 H: 0 LOB: 0 BB: 0 P: 14		1B: 5 2B: 1 3B: 2 HR: 0 SF: 1 SAC: 0 DP: 1 HBP: 0						

	AB	31
	R	5
	H	8
	RBI	5
	BB	5
	SO	10
	LOB	17

PITCHER		IP	WLS	BF	H	R	ER	SO	BB	IBB	HBP	BLK	WP	HR	S	P	ERA	WHIP
22 Chris Archer, R ERA: 5.03	(1, 1)	4.2	L	24	5	4	3	5	5	0	0	0	0	0	64	109	5.79	2.143
52 Josh Lueke, R ERA: 3.75	(5, 1)	1.1		6	2	1	1	3	0	0	0	0	0	0	17	25	6.75	1.500
27 Cesár Ramos, L ERA: 4.05	(7, 1)	2.0		7	1	0	0	2	0	0	0	0	0	0	19	28	0.00	0.500

PITCHER	IP	WLS	BF	H	R	ER	SO	BB	IBB	HBP	BLK	WP	HR	S	P	ERA	WHIP

Tampa Bay Rays @ Boston Red Sox

Fenway Park, Boston, MA

Tue Jun 18 2013, 8:07 PM - 10:34 PM EDT

Att. 32,156 - Cloudy - 59 F

TOP

livebaseballscorecards.com

Batter	1	2	3	4	5	6	7	8	9	AB	R	H	RBI	BB	SO	LOB
8 Desmond Jennings, R (1, 8) OBP: 0.308, SLG: 0.420	X FF 88 0-0 3 WP 1B		X FF 88 0-0 ① F9			C FF 88 B CH 86 C FF 90 B SI 90 F CH 82 X FF 90 2-2 ② F8			B FF 93 C FC 83 C FC 86 B FC 82 X FF 93 2-2 ① F9	4	0	1	0	0	0	1
1 Sean Rodríguez, R (1, 3) OBP: 0.329, SLG: 0.389 21 James Loney, L (9, PH) OBP: 0.358, SLG: 0.468 (9, 3)	1 SAFE C FF 88 B FC 87 X CH 83 1-1 ① F7		B CU 73 B FC 85 C CH 82 B CH 82 C FF 89 F FF 91 X FF 89 3-2 ② ③ G4-6-3 1-2f			B FF 90 X FF 90 1-0 ③ P2			B CU 76 F FF 92 X FC 83 1-1 ② G4-3	3 1	0 0	0 0	0 0	0 0	0 0	2 0
18 Ben Zobrist, S (1, 4) OBP: 0.361, SLG: 0.391	C SI 88 X CU 73 0-1 ② F9			F CU 71 B FC 83 B FC 84 X FF 88 2-1 ① G5-3			X CH 88 0-0 ① F8		B FF 91 B FC 82 B FC 82 B FF 92 4-0 3 FC5-4 BB	3	0	0	0	1	0	1
3 Evan Longoria, R (1, 5) OBP: 0.358, SLG: 0.538	S FF 88 B CH 84 S FC 85 B SI 91 B FF 90 S FC 85 3-3 ③ K 1-2			B FC 84 X FF 89 1-0 ② G5-3			C FC 84 B FF 88 C FC 85 F FC 85 B FF 92 X CH 80 2-2 ② F9		C FF 92 B FC 82 F FC 83 1 SAFE X FF 92 1-2 ③ FC5-4 1-2f	4	0	0	0	0	1	2
11 Yunel Escobar, R (1, 6) OBP: 0.298, SLG: 0.352		X FC 86 0-0 ① F8		S FF 89 B FC 85 B CU 73 B FF 90 F FF 90 X FF 91 3-2 ③ F9			B CU 74 S CH 82 C FF 91 C CU 76 1-3 ③ K			3	0	0	0	0	1	0
9 Wil Myers, R (1, 9) OBP: 0.143, SLG: 0.143		C FF 88 X CH 81 0-1 30 G3 1B			B CU 69 F FF 89 B FC 84 S FF 88 B CU 75 C FF 90 3-3 ① K			X SI 89 0-0 ① F9		3	0	1	0	0	1	0
30 Luke Scott, L (1, 10) OBP: 0.331, SLG: 0.383		C FF 89 B FC 84 B SI 90 X CH 84 2-1 ② G3 1-2			B CU 73 X FF 89 1-0 ② F8			C SI 90 B FC 85 S FF 90 B FF 91 S FF 91 2-3 ② K		3	0	0	0	0	1	1
59 Jose Lobaton, S (1, 2) OBP: 0.338, SLG: 0.435 20 Matt Joyce, L (8, PH) OBP: 0.351, SLG: 0.526 28 José Molina, R (8, 2) OBP: 0.287, SLG: 0.325		S CU 73 B FF 90 S CH 82 F CU 74 C FF 90 1-3 ③ K			S SI 90 C FF 89 B CU 74 B FF 89 S FF 91 2-3 ③ K			B CU 73 B CU 73 F FF 89 B CH 81 X FF 89 3-1 ③ P4		2 1 0	0 0 0	0 0 0	0 0 0	0 0 0	2 0 0	1 0 0
2 Kelly Johnson, L (1, 7) OBP: 0.323, SLG: 0.466			C FC 86 X CU 72 0-1 1 G4-6-3 1B			B FF 88 B FF 87 F FF 88 X CH 82 2-1 ① G3-1			B FF 93 X FF 92 1-0 HR	3	1	2	1	0	0	0
Inning Stats	R: 0 E: 0 K: 1 S: 8 H: 1 LOB: 1 BB: 0 P: 12	R: 0 E: 0 K: 1 S: 9 H: 1 LOB: 1 BB: 0 P: 12	R: 0 E: 0 K: 0 S: 7 H: 1 LOB: 0 BB: 0 P: 10	R: 0 E: 0 K: 0 S: 6 H: 0 LOB: 0 BB: 0 P: 12	R: 0 E: 0 K: 2 S: 7 H: 0 LOB: 0 BB: 0 P: 13	R: 0 E: 0 K: 0 S: 7 H: 0 LOB: 0 BB: 0 P: 12	R: 0 E: 0 K: 1 S: 8 H: 0 LOB: 0 BB: 0 P: 11	R: 0 E: 0 K: 1 S: 6 H: 0 LOB: 0 BB: 0 P: 11	R: 1 E: 0 K: 0 S: 9 H: 1 LOB: 1 BB: 1 P: 18	1B: 3 2B: 0 3B: 0 HR: 1 SF: 0 SAC: 0 DP: 1 HBP: 0						

	AB	30
	R	1
	H	4
	RBI	1
	BB	1
	SO	6
	LOB	8

WP: 1 PA: 31
PB: 0
SB: 0
CS: 0

PITCHER		IP	WLS	BF	H	R	ER	SO	BB	IBB	HBP	BLK	WP	HR	S	P	ERA	WHIP
22 Felix Doubront, L ERA: 4.38	(1, 1)	8.0		26	3	0	0	6	0	0	0	0	1	0	58	93	0.00	0.375
40 Andrew Bailey, R ERA: 3.22	(9, 1)	1.0	W	5	1	1	1	0	1	0	0	0	0	1	9	18	9.00	2.000

PITCHER		IP	WLS	BF	H	R	ER	SO	BB	IBB	HBP	BLK	WP	HR	S	P	ERA	WHIP

Tampa Bay Rays @ Boston Red Sox

Fenway Park, Boston, MA

Tue Jun 18 2013, 8:07 PM - 10:34 PM EDT

Att. 32,156 - Cloudy - 59 F

livebaseballscorecards.com

BOTTOM

Batter	1	2	3	4	5	6	7	8	9	AB	R	H	RBI	BB	SO	LOB
2 Jacoby Ellsbury, L (1, 8) OBP: 0.345, SLG: 0.387	C FF 90 C FF 90 B CU 72 X CH 85 1-2 G1-3 ①		F FF 91 B CU 70 B FF 91 X CH 84 2-1 F7 ③		1 SAFE F FF 90 B FF 89 F CH 85 X FF 91 1-2 G6-3 ②③ 1-2f			C FF 91 B SI 90 X SI 91 1-1 G3 ①		4	0	0	0	0	0	2
18 Shane Victorino, S (1, 9) OBP: 0.331, SLG: 0.356	C FF 91 B CH 86 X FF 91 1-1 L8 ②			B CH 83 F CH 83 B FF 90 B CH 83 C FF 90 S FF 90 3-3 K ①		C SL 83 B CU 69 B FF 88 B FF 88 C FF 89 X FF 89 3-2 F8 ①		F SI 90 B FC 88 S CH 83 X SI 92 1-2 G6-3 ②		4	0	0	0	0	1	0
15 Dustin Pedroia, R (1, 4) OBP: 0.401, SLG: 0.432	C FF 92 B SL 83 X SL 83 1-1 F9 ③			F SL 80 F CU 69 X CU 71 0-2 34 1B 1B		B FF 89 C SL 81 B FF 89 B FF 90 F FF 91 X SL 83 3-2 G5-3 ②		B FF 92 C FF 92 B FF 92 F CH 84 B FF 93 B CH 85 4-2 BB		3	0	1	0	1	0	0
34 David Ortiz, L (1, 10) OBP: 0.386, SLG: 0.600		B CU 69 C CH 83 X FF 91 1-1 F7 ①		B FF 90 B CH 84 T CH 84 X FF 88 2-1 1-2 1B		X CH 84 0-0 2B		X SI 91 0-0 G4-3 ③		4	0	2	0	0	0	1
29 Daniel Nava, S (1, 3) OBP: 0.387, SLG: 0.467		C FF 90 B FF 90 F CH 84 B FF 92 X SL 83 2-2 HR		B FF 89 F CH 84 B FF 89 F FF 89 B SI 90 X FF 89 3-2 F8 ②		F FF 92 C FF 91 X SI 91 0-2 G5-3 ③			B CU 76 B CU 76 B FF 90 C FF 90 B FF 90 4-1 5 HR BB	3	2	1	1	1	0	3
5 Jonny Gomes, R (1, 7) OBP: 0.327, SLG: 0.372		B FF 91 B SL 81 F FF 90 C FF 92 F CU 71 C FF 92 2-3 K ②		S SL 84 D SL 80 B FF 90 F SL 80 X FF 91 2-2 F8 ③			B CH 84 F CH 84 F CH 84 S CH 86 1-3 K ①		1 SAFE X FF 89 0-0 1-H HR	4	1	1	2	0	2	2
39 Jarrod Saltalamacchia, S (1, 2) OBP: 0.329, SLG: 0.474		B FF 90 S CH 85 C CH 85 B CU 72 X CH 85 2-2 F8 ③			B CH 81 B CH 82 B FF 88 C FF 88 X FF 87 3-1 F7 ①		B SI 92 F SI 92 B SI 92 S CH 84 F FF 90 B FF 92 B CH 85 4-2 BB		2	0	0	0	1	0	0
7 Stephen Drew, L (1, 6) OBP: 0.300, SLG: 0.371			B FF 90 C FF 88 B FF 89 X CH 84 2-1 P5 ①		B FF 88 C FF 89 C CU 68 B CH 82 X SI 89 2-2 10 1B 2B		X FF 92 0-0 F7 ②			3	0	1	0	0	0	1
10 Jose Iglesias, R (1, 5) OBP: 0.480, SLG: 0.554			B FF 90 B CH 84 C FF 90 X FF 89 2-1 F9 ②		C SL 82 C SL 83 D FF 88 B CU 70 X SL 83 2-2 2 G6-3 2-3 1B		C CH 84 X SI 91 0-1 F7 ③			3	0	1	0	0	0	1
Inning Stats	R: 0 E: 0 K: 0 S: 7 H: 0 LOB: 0 BB: 0 P: 10	R: 1 E: 0 K: 1 S: 12 H: 1 LOB: 0 BB: 0 P: 19	R: 0 E: 0 K: 0 S: 6 H: 0 LOB: 0 BB: 0 P: 12	R: 0 E: 0 K: 1 S: 14 H: 2 LOB: 2 BB: 0 P: 24	R: 0 E: 0 K: 0 S: 11 H: 2 LOB: 1 BB: 0 P: 19	R: 0 E: 0 K: 0 S: 10 H: 1 LOB: 1 BB: 0 P: 16	R: 0 E: 0 K: 1 S: 9 H: 0 LOB: 1 BB: 1 P: 14	R: 0 E: 0 K: 0 S: 8 H: 0 LOB: 1 BB: 1 P: 14	R: 2 E: 0 K: 0 S: 2 H: 1 LOB: 0 BB: 1 P: 6	1B: 3 2B: 2 3B: 0 HR: 2 SF: 0 SAC: 0 DP: 1 HBP: 0						

PITCHER		IP	WLS	BF	H	R	ER	SO	BB	IBB	HBP	BLK	WP	HR	S	P	ERA	WHIP
23 Jake Odorizzi, R ERA: 6.0	(1, 1)	5.2		21	5	1	1	2	0	0	0	0	0	1	56	96	1.59	0.882
54 Alex Torres, L ERA:	(6, 1)	2.1		10	1	0	0	1	2	0	0	0	0	0	21	32	0.00	1.286
62 Joel Peralta, R ERA: 2.51	(9, 1)	0.0	L	2	1	2	2	0	1	0	0	0	0	1	2	6	∞	∞

PITCHER	IP	WLS	BF	H	R	ER	SO	BB	IBB	HBP	BLK	WP	HR	S	P	ERA	WHIP

AB	30
R	3
H	7
RBI	3
BB	3
SO	3
LOB	10

WP: 0 PA: 33
PB: 0
SB: 0
CS: 0

Tampa Bay Rays @ Boston Red Sox

Fenway Park, Boston, MA

Wed Jun 19 2013, 7:10 PM - 10:31 PM EDT

Att. 35,710 - Partly Cloudy - 70 F

TOP

livebaseballscorecards.com

Batter	1	2	3	4	5	6	7	8	9	AB	R	H	RBI	BB	SO	LOB
20 Matt Joyce, L (1, 7) OBP: 0.346, SLG: 0.516	C FF 89 X FF 90 0-1 F8	F SL 84 F SL 85 B FS 81 B FF 91 D SL 85 F SL 86 X FF 91 3-2 G4-6-3 1-2f			S FS 80 X SL 84 0-1 F8		B SI 88 X SL 84 1-0 L4-3	C CU 73 B CH 82 F FF 93 B FF 88 B CU 75 X FF 93 3-2 1B		4	0	0	0	0	0	3
1 Sean Rodríguez, R (8, PH) OBP: 0.337, SLG: 0.397 (8, 7)										1	0	1	0	0	0	0
8 Desmond Jennings, R (1, 8) OBP: 0.313, SLG: 0.432	B FF 90 C FF 90 F FS 79 X FS 81 1-2 HR		B FC 88 C FC 88 X SL 83 1-1 G5-3		C FF 90 B FF 91 B FF 90 B FF 91 B SL 85 4-1 18 1B 1-2 BB		B SI 89 C SI 90 B SL 85 X SL 85 2-1 3 1B 1B	C CU 72 B CH 86 C FF 91 S FF 93 1-3 K		4	2	2	1	1	1	1
18 Ben Zobrist, S (1, 4) OBP: 0.362, SLG: 0.392	C FF 90 B FF 91 X SL 84 1-1 3 E 21 SF9 1B		F FS 79 B FC 88 B FC 88 C SL 84 B FS 82 X FF 88 3-2 F9		B SL 83 F SL 84 S FS 82 D FS 83 X FS 82 2-2 1-3 2-H 1B		B SI 89 1 SAFE 1 SAFE B CH 79 1 SAFE F FF 89 X SI 89 2-1 F9		B FF 92 S SI 90 S SL 85 S CH 86 1-3 K	5	1	2	1	0	1	1
3 Evan Longoria, R (1, 5) OBP: 0.362, SLG: 0.539	C FF 90 X FF 88 0-1 E5 1-3 1B		C FF 89 B FC 89 B FF 90 X FF 90 2-1 P4		C SL 86 D SL 85 X FF 91 1-1 P3		1 SAFE F SL 85 B SI 89 F SI 90 B FF 91 B SI 91 X CH 80 3-2 21 2B 9 2B 1-H 1B		C FF 94 S SI 90 X SL 84 0-2 21 1B 1B	5	1	3	1	0	0	2
21 James Loney, L (1, 3) OBP: 0.359, SLG: 0.473	D FS 81 X FS 82 1-0 SF9 3-H			F SL 83 B FF 88 B FS 80 S SL 83 C SL 87 2-3		L FF 87 F FC 86 X FS 81 0-2 G3	X SI 90 0-0 9 2B 1-3 2B		F FF 93 S CH 86 F CH 86 X FF 93 0-2 1-2 1B	4	1	2	1	0	1	0
9 Wil Myers, R (1, 9) OBP: 0.167, SLG: 0.250 5 Sam Fuld, L (9, 9) OBP: 0.250, SLG: 0.258	B SL 83 B FF 90 C SL 84 F FF 90 X SL 83 2-2 G6-3			B FF 88 C FC 88 B FF 91 S SL 84 X FF 89 2-2 P4		B SL 84 X SL 82 1-0 F8	C FF 94 S CU 83 X FF 95 0-2 2-H 3-H 2B		B FF 94 X SL 84 1-0 L7	5	0	1	2	0	0	3
										0	0	0	0	0	0	0
2 Kelly Johnson, L (1, 10) OBP: 0.321, SLG: 0.457		C FF 89 F SL 82 B SL 82 B FF 90 C SL 82 2-3 K		S FS 82 B FS 82 C FS 81 F FF 91 S SL 84 1-3 K		B SI 86 B FS 79 B FF 89 B SL 83 4-1 28 1B BB	C FF 94 C FF 94 D CU 83 B CU 83 X FF 94 2-2 P4		C FF 92 X CH 86 0-1 G4-3	4	0	0	0	1	2	3
28 José Molina, R (1, 2) OBP: 0.301, SLG: 0.339		B FF 90 F FF 88 B FF 90 C SL 83 X SL 82 2-2 11 1B 1B			B FF 87 X FF 88 1-0 8 BB 18 1B 1B	1 SAFE C FF 90 F FF 90 B FF 91 X SL 83 1-2 1-3 1B		C FF 92 S FF 92 S FF 93 0-3 K		4	1	3	0	0	1	0
11 Yunel Escobar, R (1, 6) OBP: 0.298, SLG: 0.351		B FF 88 C SL 83 X SL 83 1-1 20 G4-6-3 1-2 1B			B SL 83 F FF 89 X FF 89 1-1 F9	C SL 84 B FF 90 C SL 83 D SL 82 B FF 91 F FF 90 F SL 84 X FF 90 3-2 F8		B FF 93 C FF 93 F FF 93 B CU 74 X FF 93 2-2 G1-3		4	0	1	0	0	0	3
Inning Stats	R: 2 E: 1 K: 0 S: 13 H: 3 LOB: 1 BB: 0 P: 18	R: 0 E: 0 K: 1 S: 12 H: 2 LOB: 1 BB: 0 P: 20	R: 0 E: 0 K: 0 S: 7 H: 0 LOB: 0 BB: 0 P: 13	R: 0 E: 0 K: 2 S: 10 H: 0 LOB: 0 BB: 0 P: 15	R: 1 E: 0 K: 0 S: 11 H: 2 LOB: 2 BB: 1 P: 20	R: 0 E: 0 K: 0 S: 13 H: 1 LOB: 2 BB: 1 P: 22	R: 3 E: 0 K: 0 S: 15 H: 4 LOB: 1 BB: 0 P: 25	R: 0 E: 0 K: 2 S: 12 H: 1 LOB: 1 BB: 0 P: 18	R: 0 E: 0 K: 1 S: 13 H: 2 LOB: 2 BB: 0 P: 15	1B: 12 2B: 2 3B: 0 HR: 1 SF: 1 SAC: 0 DP: 1 HBP: 0						

	AB	40
	R	6
	H	15
	RBI	6
	BB	2
	SO	6
	LOB	16

WP: 0 PB: 0 SB: 0 CS: 0 PA: 43

PITCHER		IP	WLS	BF	H	R	ER	SO	BB	IBB	HBP	BLK	WP	HR	S	P	ERA	WHIP
46 Ryan Dempster, R ERA: 4.23	(1, 1)	6.0	L	27	8	3	3	3	2	0	0	0	0	1	66	108	4.50	1.667
32 Craig Breslow, L ERA: 3.15	(7, 1)	0.2		5	3	3	3	0	0	0	0	0	0	0	9	17	40.50	4.500
63 Alex Wilson, R ERA: 2.57	(7, 1)	0.1		2	1	0	0	0	0	0	0	0	0	0	6	8	0.00	3.000
56 Franklin Morales, L ERA: 5.4	(8, 1)	1.0		4	1	0	0	2	0	0	0	0	0	0	12	18	0.00	1.000
54 Pedro Beato, R ERA:	(9, 1)	1.0		5	2	0	0	1	0	0	0	0	0	0	13	15	0.00	2.000

PITCHER		IP	WLS	BF	H	R	ER	SO	BB	IBB	HBP	BLK	WP	HR	S	P	ERA	WHIP

Tampa Bay Rays @ Boston Red Sox

Fenway Park, Boston, MA

Wed Jun 19 2013, 7:10 PM - 10:31 PM EDT

Att. 35,710 - Partly Cloudy - 70 F

livebaseballscorecards.com

BOTTOM

Batter	1	2	3	4	5	6	7	8	9	AB	R	H	RBI	BB	SO	LOB
2 Jacoby Ellsbury, L (1, 8) OBP: 0.347, SLG: 0.389	B SI 90 C FF 90 S CH 81 F CH 81 X FF 91 1-2 ① G3-1		B CU 72 X CH 78 1-0 29 G6-3 1B		C FF 90 B FF 90 B FF 90 X FF 91 2-1 15 BLK 29 WP 1B		C FF 96 F FF 96 1 SAFE F SI 97 X FF 98 0-2 ③ L5			4	0	2	0	0	0	1
29 Daniel Nava, S (1, 9) OBP: 0.381, SLG: 0.459	B FF 90 C CH 80 B CH 80 X CH 80 2-1 ② F7		1 SAFE B FF 90 C FF 90 X SI 91 1-1 ①② G6-3 1-2f		F SI 91 T CH 79 1 SAFE S CH 79 0-3 ② K 1-2			C FF 90 C CU 79 B FS 84 B FS 81 F FF 90 B FF 90 F FF 90 F FF 91 F FF 90 3-2 ① X FF 89 F8		4	0	0	0	0	1	2
15 Dustin Pedroia, R (1, 4) OBP: 0.396, SLG: 0.426	B FF 90 B FF 91 C FF 91 X FF 91 2-1 ③ F8		C CU 76 F FF 90 X FF 91 0-2 ③ G4-3		B FF 90 F CH 80 B FF 92 B FF 91 X FF 91 3-1 ③ G5-3 2-3			C FF 90 C FS 81 F FS 80 C FS 80 0-3 ② K		4	0	0	0	0	1	1
34 David Ortiz, L (1, 10) OBP: 0.384, SLG: 0.598		S FF 90 B CU 78 B CH 78 X CH 79 2-1 12 G3-1 5 1B 2B		T SI 90 X FF 91 0-1 ① F9		C CH 79 B FF 91 B CU 76 X SI 91 2-1 ① L9		B FF 90 C FS 82 F FF 90 X FF 90 1-2 ③ F7		4	1	1	0	0	0	0
12 Mike Napoli, R (1, 3) OBP: 0.344, SLG: 0.458		C FF 90 X FF 91 0-1 ① G3-1 2-3		B FF 91 B FF 91 B FF 92 S FF 92 X SI 92 3-1 ② G4-3		F FF 90 B FF 92 T CH 79 B CH 80 F FF 92 B FF 92 S CH 80 3-3 ② K			C SI 89 B FC 86 C FC 87 X CU 77 1-2 ① G1-3	4	0	0	0	0	1	1
39 Jarrod Saltalamacchia, S (1, 2) OBP: 0.327, SLG: 0.475		D FF 90 S CU 76 B FF 90 C FF 90 S CU 78 2-3 ② K		X FF 90 0-0 5 WP 5 1B 2B		B CH 78 F CH 79 B CU 79 F SI 91 B CH 78 C FF 91 3-3 ③ K			C SI 89 B FC 86 C FC 87 S CU 78 1-3 ② K	4	1	1	0	0	3	1
5 Jonny Gomes, R (1, 7) OBP: 0.331, SLG: 0.376		B CU 77 X CU 77 1-0 7 1B 1B 3-H		B FF 91 D CU 78 B CU 79 C CH 80 C FF 91 X CH 80 3-2 7 FC6 1B 2-H			C SI 96 C FF 96 F FF 96 F SI 96 F SL 83 S SL 87 0-3 ① K		B SI 94 C SI 93 C SI 95 B CH 84 B CH 84 S CH 83 3-3 ③ K	4	0	2	2	0	2	0
7 Stephen Drew, L (1, 6) OBP: 0.300, SLG: 0.371		B CH 78 X FF 90 1-0 10 FC6-4 1B 1-2		1 SAFE X SI 90 0-0 ③ FC6 1-2f			B SI 96 C FF 95 B SL 81 T FF 95 F FF 97 F SI 97 C SL 85 2-3 ② K			3	0	1	0	0	1	1
10 Jose Iglesias, R (1, 5) OBP: 0.476, SLG: 0.543		B CU 74 C FF 90 C FF 91 F CU 80 B FF 90 X FF 90 2-2 ③ FC6-4 1-2f			B CH 78 X FF 91 1-0 ① G5-3		C FF 97 B FF 97 B SL 88 B FF 96 D FF 94 4-1 BB			2	0	0	0	1	0	2

	AB	R	H	RBI	BB	SO	LOB
	33	2	7	2	1	9	9

Inning Stats	1	2	3	4	5	6	7	8	9	1B	SF	WP	PA
	R: 0 E: 0 K: 0 S: 8 H: 0 LOB: 0 BB: 0 P: 13	R: 1 E: 0 K: 1 S: 13 H: 3 LOB: 2 BB: 0 P: 21	R: 0 E: 0 K: 0 S: 6 H: 1 LOB: 0 BB: 0 P: 8	R: 1 E: 0 K: 0 S: 9 H: 2 LOB: 1 BB: 0 P: 15	R: 0 E: 0 K: 1 S: 8 H: 1 LOB: 1 BB: 0 P: 14	R: 0 E: 0 K: 2 S: 9 H: 0 LOB: 0 BB: 0 P: 17	R: 0 E: 0 K: 2 S: 16 H: 0 LOB: 1 BB: 1 P: 22	R: 0 E: 0 K: 1 S: 14 H: 0 LOB: 0 BB: 0 P: 18	R: 0 E: 0 K: 2 S: 9 H: 0 LOB: 0 BB: 0 P: 14	1B: 5 2B: 2 3B: 0 HR: 0	SF: 0 SAC: 0 DP: 1 HBP: 0	WP: 2 PB: 0 SB: 0 CS: 0	PA: 34

PITCHER		IP	WLS	BF	H	R	ER	SO	BB	IBB	HBP	BLK	WP	HR	S	P	ERA	WHIP
58 Jeremy Hellickson, R ERA: 5.5	(1, 1)	6.0	W	24	7	2	2	4	0	0	0	1	2	0	53	88	3.00	1.167
57 Jake McGee, L ERA: 5.27	(7, 1)	1.0		4	0	0	0	2	1	0	0	0	0	0	16	22	0.00	1.000
62 Joel Peralta, R ERA: 2.43	(8, 1)	1.0		3	0	0	0	1	0	0	0	0	0	0	14	18	0.00	0.000
35 Jamey Wright, R ERA: 3.48	(9, 1)	0.2		2	0	0	0	1	0	0	0	0	0	0	6	8	0.00	0.000
56 Fernando Rodney, R ERA: 5.16	(9, 1)	0.1		1	0	0	0	1	0	0	0	0	0	0	3	6	0.00	0.000

PITCHER	IP	WLS	BF	H	R	ER	SO	BB	IBB	HBP	BLK	WP	HR	S	P	ERA	WHIP

Batter	1	2	3	4	5	6	7	8	9	AB	R	H	RBI	BB	SO	LOB
8 Desmond Jennings, R (1, 8) OBP: 0.321, SLG: 0.444	X SI 88 0-0 2B		C CU 74 S SL 82 B SL 83 B SL 81 X FF 90 2-2 E8 1 1B 18 1B 1B		B SI 90 F CH 81 B FF 89 F SI 90 B SL 81 F SL 81 B SI 91 4-2 BB		B FF 88 F SI 88 X FF 88 1-1 1 2B 2B	S SL 82 D FF 95 B SL 83 S SL 82 B FF 94 X FF 94 3-2 ③ G1-3		4	2	3	0	1	0	1
1 Sean Rodríguez, R (1, 7) OBP: 0.341, SLG: 0.410	F FF 88 S FF 89 C SL 85 0-3 ① K		B CU 77 C SI 90 F FF 90 X FC 86 1-2 18 1B 3 SF9 2-3 1B		B FF 90 C CU 76 1 SAFE F FF 89 B SL 84 S SL 84 2-3 ② K		F FF 89 X CH 83 0-1 2-H 2B		B SL 85 B SL 86 B FF 93 C FF 93 C FF 93 X FF 94 3-2 ① G6-3	5	1	2	1	0	2	2
18 Ben Zobrist, S (1, 4) OBP: 0.362, SLG: 0.392	2 SAFE 2 SAFE B CU 76 C FF 90 F FF 89 F FC 86 S FC 87 1-3 ② K		X FF 90 0-0 9 G5-4-3 1-3 3-H 1B		1 SAFE C CU 75 1 SAFE 1 SAFE F FF 89 X FF 90 0-2 ③ F8		B CU 77 C FF 95 B SL 86 F SL 82 C FF 96 2-3 ③ K		X SI 94 0-0 3 BB 1B	5	0	2	1	0	2	3
3 Evan Longoria, R (1, 5) OBP: 0.366, SLG: 0.562	X SI 91 0-0 ③ F8		B CU 76 D CH 83 X SI 89 2-0 ① SF9 3-H			X SI 88 0-0 HR		C CU 80 B FF 94 X FF 95 1-1 HR	C SL 84 F CH 87 D SL 85 D CH 88 F FF 94 B FF 94 F CH 86 B SI 93 4-2 1-2 BB	3	2	2	3	1	0	1
9 Wil Myers, R (1, 9) OBP: 0.176, SLG: 0.235		C SI 89 B SI 89 B CH 79 X FF 89 2-1 59 WP 11 1B 59 SF9 1B	1 SAFE B CU 75 X CU 76 1-0 ②③ G5-4-3 1-2f			F FF 89 C FF 89 X SL 82 0-2 ① G5-3		C SL 85 S SL 87 B SL 88 F SL 85 F FF 97 B SL 82 S SL 86 2-3 ① K	C SL 84 B FF 93 X FF 93 1-1 ② F9	5	1	1	0	0	1	3
28 José Molina, R (1, 10) OBP: 0.294, SLG: 0.331 20 Matt Joyce, L (8, PH) OBP: 0.347, SLG: 0.521 (8, 10)		F CU 76 F SI 91 S FC 85 0-3 ① K		F SI 89 B FF 89 X SL 81 1-1 G5-3		X CU 73 0-0 ② L3		C FF 94 X SI 92 0-1 11 HR 2B	C CH 86 B SL 84 F CH 87 C CH 87 1-3 ③ K	3 2	0 1	0 1	0 0	0 0	1 1	1 2
11 Yunel Escobar, R (1, 6) OBP: 0.301, SLG: 0.366		C CU 77 B FF 87 X FF 89 1-1 59 WP 1-2 1B		C CU 73 X SI 90 0-1 ② G5-3		B FF 88 C CU 74 F SL 81 B SL 80 B SL 82 F SL 81 F SI 89 X FF 90 3-2 ③ F8		B SL 81 D SL 83 X FF 93 2-0 2-H HR		4	1	2	2	0	0	0
59 Jose Lobaton, S (1, 2) OBP: 0.329, SLG: 0.425		C SI 90 B FC 87 D SL 85 X FF 91 2-1 ② SF9 1-2 2-H		B SI 90 B FF 89 X SI 89 2-0 ③ G6-3			B CU 72 C CU 70 X SI 88 1-1 ① F8	B FF 95 B FF 93 F FF 94 F FF 94 X SI 96 2-2 ② F9		3	0	0	1	0	0	0
21 James Loney, L (1, 3) OBP: 0.357, SLG: 0.469		C FF 91 D SL 84 D SL 85 F FF 90 S SL 83 2-3 ③ K			C FF 90 F SI 90 X FF 90 0-2 ① G6-3		B CU 74 B SL 81 F FF 89 F FF 89 S SL 82 2-3 ② K	S SL 82 F FF 94 B FF 95 X SL 82 1-2 1B		4	0	1	0	0	2	1
Inning Stats	R: 0 E: 0 K: 2 S: 9 H: 1 LOB: 1 BB: 0 P: 10	R: 1 E: 0 K: 2 S: 12 H: 2 LOB: 1 BB: 0 P: 19	R: 2 E: 1 K: 0 S: 9 H: 3 LOB: 0 BB: 0 P: 15	R: 0 E: 0 K: 0 S: 5 H: 0 LOB: 0 BB: 0 P: 8	R: 0 E: 0 K: 1 S: 12 H: 0 LOB: 1 BB: 1 P: 18	R: 1 E: 0 K: 0 S: 10 H: 1 LOB: 0 BB: 0 P: 13	R: 1 E: 0 K: 2 S: 12 H: 2 LOB: 1 BB: 0 P: 18	R: 3 E: 0 K: 1 S: 19 H: 4 LOB: 1 BB: 0 P: 30	R: 0 E: 0 K: 1 S: 13 H: 1 LOB: 2 BB: 1 P: 22	1B: 7 2B: 4 3B: 0 HR: 3 SF: 2 SAC: 0 DP: 1 HBP: 0						WP: 1 PB: 0 SB: 0 CS: 0 PA: 42	

PITCHER		IP	WLS	BF	H	R	ER	SO	BB	IBB	HBP	BLK	WP	HR	S	P	ERA	WHIP
46 Andy Pettitte, L ERA: 4.2	(1, 1)	6.2	L	29	9	5	5	6	1	0	0	0	1	1	66	96	6.75	1.500
62 Joba Chamberlain, R ERA: 6.06	(7, 1)	0.2		3	1	1	1	2	0	0	0	0	0	1	10	15	13.50	1.500
48 Boone Logan, L ERA: 2.33	(8, 1)	0.2		5	3	2	2	0	0	0	0	0	0	1	12	20	27.00	4.500
38 Preston Claiborne, R ERA: 1.61	(9, 1)	1.0		5	1	0	0	1	1	0	0	0	0	0	13	22	0.00	2.000

PITCHER	IP	WLS	BF	H	R	ER	SO	BB	IBB	HBP	BLK	WP	HR	S	P	ERA	WHIP

TOP

Tampa Bay Rays @ New York Yankees

Yankee Stadium, Bronx, NY

Thu Jun 20 2013, 7:10 PM - 10:23 PM EDT

Att. 37,649 - Clear - 73 F

livebaseballscorecards.com

AB	38
R	8
H	14
RBI	8
BB	2
SO	9
LOB	14

Tampa Bay Rays @ New York Yankees

Yankee Stadium, Bronx, NY

Thu Jun 20 2013, 7:10 PM - 10:23 PM EDT

Att. 37,649 - Clear - 73 F

BOTTOM

livebaseballscorecards.com

Batter	1	2	3	4	5	6	7	8	9	AB	R	H	RBI	BB	SO	LOB
11 Brett Gardner, L (1, 8) OBP: 0.350, SLG: 0.445	X FF 92 0-0 24 FC6-4 1B		B FF 93 C FF 94 C KC 83 F KC 83 X KC 82 1-2 ③ G4-3			C KC 81 B FF 91 B KC 80 F FF 93 D KC 82 B FF 92 4-2 24 WP 17 BB 24 SF8 1-2 BB		C FC 87 B CH 84 S FC 87 X CU 77 1-2 24 FC4-6 1B		3	1	2	0	1	0	0
17 Jayson Nix, R (1, 5) OBP: 0.320, SLG: 0.307	L FF 92 B FF 91 1 SAFE 1 SAFE F FF 93 F CH 83 S CH 85 1-3 ① K			F FF 93 B KC 81 C CH 85 B FF 94 X CH 85 2-2 ① F7		B FF 93 B FF 92 F FF 92 F FF 93 B FF 91 D FF 93 4-2 24 SF8 24 WP 33 G6-3 1-2 2-3 BB		C SI 89 F FC 87 D SI 90 1 SAFE S SL 83 1-3 ① K		3	1	0	0	1	2	2
24 Robinson Canó, L (1, 4) OBP: 0.346, SLG: 0.500	X FF 92 0-0 ② FC6-4 1-2f			C FF 94 C FF 93 S KC 83 0-3 ② K		F KC 82 S KC 82 B FF 94 D KC 82 F CH 85 F CH 86 X FF 93 2-2 ① SF8 1-3 2-H 3-H		F SI 91 F CU 77 X CU 77 0-2 ② FC4-6 33 DI 1-2f		3	0	0	1	0	1	2
33 Travis Hafner, L (1, 10) OBP: 0.327, SLG: 0.443	B FF 92 C FF 93 D KC 80 X FF 93 2-1 ③ F8			F FF 95 B KC 82 S CH 86 X FF 94 1-2 ③ L4		X FF 94 0-0 ② G6-3 3-H		F CU 76 F FC 88 D CU 80 X CH 84 1-2 ③ G5-3 1-2		4	0	0	1	0	0	2
12 Vernon Wells, R (1, 7) OBP: 0.263, SLG: 0.368 45 Zoilo Almonte, S (9, PH) OBP: 0.500, SLG: 0.500		F FF 91 B FF 93 B FF 90 X FF 93 2-1 ① F9			B FF 93 X CH 85 1-0 ① G6-3	B KC 83 X CH 85 1-0 ③ G1-3			F FF 92 X FF 94 0-1 31 FC4-6 1B	3 1	0 0	0 1	0 0	0 0	0 0	0 0
31 Ichiro Suzuki, L (1, 9) OBP: 0.310, SLG: 0.352		B FF 92 C FF 91 X CH 84 1-1 ② F8			C KC 80 S FF 94 F KC 82 F KC 94 F KC 82 X FF 95 0-2 19 FC5-4 1B		B KC 80 C FF 92 B KC 80 C FF 92 F KC 82 X FF 93 2-2 ① G6-3		B SI 90 B SI 90 X SI 90 2-0 ① FC4-6 55 DI 1-2f	4	0	1	0	0	0	1
55 Lyle Overbay, L (1, 3) OBP: 0.286, SLG: 0.443		B FF 92 C FF 93 S KC 82 B FF 95 C KC 82 2-3 ③ K			1 SAFE S KC 81 F FF 93 F KC 80 1 SAFE S KC 80 0-3 ② K		C FF 93 F FF 94 B FF 94 B FF 92 X KC 81 2-2 19 FC6-5 2B		C SI 93 B FC 89 B FF 94 B SI 91 F SI 92 F SL 88 B FF 94 4-2 19 G6-4-3 1-3 BB	3	0	1	0	1	2	1
19 Chris Stewart, R (1, 2) OBP: 0.321, SLG: 0.331			C FF 90 B FF 94 C FF 92 B KC 82 B CH 85 B FF 94 4-2 40 G6-4-3 BB		B FF 93 C CH 83 B CH 83 1 SAFE X FF 93 2-1 ③ FC5-4 1-2f		C FF 95 C FF 95 X FF 96 0-2 ② FC6-5 2-3		B FF 92 B SL 87 C SI 91 X SI 92 2-1 ②③ G6-4-3 1-2f	3	0	0	0	1	0	4
40 Reid Brignac, L (1, 6) OBP: 0.219, SLG: 0.261			B FF 94 X FF 92 1-0 ①② G6-4-3 1-2f			B FF 93 X FF 94 1-0 17 BB 11 BB 24 WP 1B	S FF 95 B FF 96 X FF 97 1-1 ③ G4-3			3	1	1	0	0	0	2
Inning Stats	R: 0 E: 0 K: 1 S: 8 H: 1 LOB: 1 BB: 0 P: 11	R: 0 E: 0 K: 1 S: 7 H: 0 LOB: 0 BB: 0 P: 12	R: 0 E: 0 K: 0 S: 7 H: 0 LOB: 0 BB: 1 P: 13	R: 0 E: 0 K: 1 S: 9 H: 0 LOB: 0 BB: 0 P: 12	R: 0 E: 0 K: 1 S: 13 H: 1 LOB: 1 BB: 0 P: 16	R: 3 E: 0 K: 0 S: 12 H: 1 LOB: 0 BB: 2 P: 24	R: 0 E: 0 K: 0 S: 12 H: 1 LOB: 1 BB: 0 P: 17	R: 0 E: 0 K: 1 S: 12 H: 1 LOB: 1 BB: 0 P: 15	R: 0 E: 0 K: 0 S: 8 H: 1 LOB: 1 BB: 1 P: 16	1B: 5 2B: 1 3B: 0 HR: 0 SF: 1 SAC: 0 DP: 2 HBP: 0						

	AB	30
	R	3
	H	6
	RBI	2
	BB	4
	SO	5
	LOB	14

WP: 1 PA: 35
PB: 0
SB: 0
CS: 0

PITCHER		IP	WLS	BF	H	R	ER	SO	BB	IBB	HBP	BLK	WP	HR	S	P	ERA	WHIP
55 Matt Moore, L ERA: 4.13	(1, 1)	6.1	W	25	4	3	3	4	3	0	0	0	1	0	63	99	4.26	1.105
57 Jake McGee, L ERA: 5.14	(7, 1)	0.2	H	2	0	0	0	0	0	0	0	0	0	0	5	6	0.00	0.000
35 Jamey Wright, R ERA: 3.38	(8, 1)	1.0		4	1	0	0	1	0	0	0	0	0	0	12	15	0.00	1.000
43 Kyle Farnsworth, R ERA: 5.23	(9, 1)	1.0		4	1	0	0	0	1	0	0	0	0	0	8	16	0.00	2.000

PITCHER	IP	WLS	BF	H	R	ER	SO	BB	IBB	HBP	BLK	WP	HR	S	P	ERA	WHIP

Tampa Bay Rays @ New York Yankees

Yankee Stadium, Bronx, NY

Fri Jun 21 2013, 7:08 PM - 10:02 PM EDT

Att. 41,123 - Partly Cloudy - 75 F

TOP

livebaseballscorecards.com

Batter	1	2	3	4	5	6	7	8	9	AB	R	H	RBI	BB	SO	LOB
20 Matt Joyce, L (1, 7) OBP: 0.340, SLG: 0.509	F8		G3-1	F7		K			G1-3	5	0	0	0	0	1	5
8 Desmond Jennings, R (1, 8) OBP: 0.316, SLG: 0.436	L7		G4-3	F8			K		P2	5	0	0	0	0	1	4
18 Ben Zobrist, S (1, 4) OBP: 0.364, SLG: 0.393	3 FC5-4 1B		3 S 1B		F7		G3			4	0	2	1	0	0	0
3 Evan Longoria, R (1, 5) OBP: 0.361, SLG: 0.554	FC5-4		K		L8		K			4	0	0	0	0	2	2
21 James Loney, L (1, 3) OBP: 0.356, SLG: 0.465		G6-3		30 WP 30 1B 1B	K			F9		4	1	1	0	0	1	0
9 Wil Myers, R (1, 9) OBP: 0.190, SLG: 0.238		G6-3		L9	K			1B		4	0	1	0	0	1	2
30 Luke Scott, L (1, 10) OBP: 0.335, SLG: 0.394		2B		11 BB 28 1B 1B		F9		F7		4	0	2	1	0	0	1
28 José Molina, R (1, 2) OBP: 0.295, SLG: 0.331 2 Kelly Johnson, L (8, PH) OBP: 0.319, SLG: 0.455 59 Jose Lobaton, S (8, 2) OBP: 0.329, SLG: 0.425		K		11 BB 1B		F9		K		3 1 0	0 0 0	1 0 0	0 0 0	1 1 0	1 1 0	1 1 0
11 Yunel Escobar, R (1, 6) OBP: 0.308, SLG: 0.370			8 G4-3 20 G3-1 18 1B 1B	BB		1B			F9	3	1	2	0	1	0	0

Inning Stats	1	2	3	4	5	6	7	8	9
	R: 0 E: 0 K: 0 S: 8	H: 1 LOB: 1 BB: 0 P: 14	R: 0 E: 0 K: 1 S: 9	H: 1 LOB: 1 BB: 0 P: 17	R: 1 E: 0 K: 1 S: 10	H: 2 LOB: 0 BB: 0 P: 16	R: 1 E: 0 K: 0 S: 17	H: 3 LOB: 3 BB: 1 P: 32	R: 0 E: 0 K: 2 S: 9	H: 0 LOB: 1 BB: 0 P: 14	R: 0 E: 0 K: 1 S: 11	H: 1 LOB: 1 BB: 0 P: 13	R: 0 E: 0 K: 2 S: 9	H: 0 LOB: 0 BB: 0 P: 13	R: 0 E: 0 K: 1 S: 14	H: 1 LOB: 1 BB: 0 P: 20	R: 0 E: 0 K: 0 S: 6	H: 0 LOB: 0 BB: 0 P: 11

	AB	37
	R	2
	H	9
	RBI	2
	BB	1
	SO	8
	LOB	16

	1B: 8	SF: 0	WP: 2	PA: 38
	2B: 1	SAC: 0	PB: 0	
	3B: 0	DP: 0	SB: 1	
	HR: 0	HBP: 0	CS: 0	

PITCHER		IP	WLS	BF	H	R	ER	SO	BB	IBB	HBP	BLK	WP	HR	S	P	ERA	WHIP
41 David Phelps, R ERA: 4.01	(1, 1)	5.2	W	27	8	2	2	4	1	0	0	0	2	0	61	102	3.18	1.588
48 Boone Logan, L ERA: 2.29	(6, 1)	0.1	H	1	0	0	0	1	0	0	0	0	0	0	3	4	0.00	0.000
27 Shawn Kelley, R ERA: 4.55	(7, 1)	1.0	H	3	0	0	0	2	0	0	0	0	0	0	9	13	0.00	0.000
30 David Robertson, R ERA: 2.76	(8, 1)	1.0	H	4	1	0	0	1	0	0	0	0	0	0	14	20	0.00	1.000
42 Mariano Rivera, R ERA: 1.67	(9, 1)	1.0		3	0	0	0	0	0	0	0	0	0	0	6	11	0.00	0.000

PITCHER	IP	WLS	BF	H	R	ER	SO	BB	IBB	HBP	BLK	WP	HR	S	P	ERA	WHIP

Batter	1	2	3	4	5	6	7	8	9	AB	R	H	RBI	BB	SO	LOB
11 Brett Gardner, L (1, 8) OBP: 0.350, SLG: 0.444	C FF 91 B SL 85 X SL 82 1-1 31 1B 24 SF8 1B		L CH 83 X FF 92 0-1 ① SH1-4 2-3		X SI 93 0-0 ① G3		C SL 86 F CH 86 C SI 92 0-3 ③ K			3	1	1	0	0	1	0
31 Ichiro Suzuki, L (1, 9) OBP: 0.309, SLG: 0.350	F SI 90 F SI 90 F SI 91 1 SAFE B SL 87 D CH 83 X CH 82 2-2 33 S 1-3 1B		X CH 83 0-0 ② G1-3 3-H		C CH 85 C SL 84 B CH 86 B SL 84 F SI 92 X SL 84 2-2 ② G1-3			C FF 90 S CU 70 F FF 90 X CU 70 0-2 ① G3-1		4	0	1	1	0	0	0
24 Robinson Canó, L (1, 4) OBP: 0.345, SLG: 0.498	C SI 91 F SI 92 F CH 83 X SI 92 0-2 ① SF8 3-H		F SL 85 B SL 85 F SL 83 B SL 86 F CH 86 X CH 84 2-2 ③ G3		F SI 93 B SI 93 B SI 93 X SL 87 3-1 ③ F7			S SL 83 B SL 85 B CU 72 S SL 85 B FF 92 X SL 85 3-2 33 S 55 1B 1B		3	1	1	1	0	0	0
33 Travis Hafner, L (1, 10) OBP: 0.325, SLG: 0.439	B SL 82 1 SAFE B CH 83 F CH 84 C SI 93 B SL 85 F SI 92 F CH 84 S CH 83 3-3 ② K 1-2			C SL 84 B SI 93 B SI 92 F CH 84 X SI 92 2-2 45 1B 55 1B 17 G4-6-3 1B		X SI 92 0-0 ① G3		F FF 91 D FF 91 S SL 84 D CH 86 S SL 85 2-3 ② K 1-2		4	1	1	0	0	2	2
55 Lyle Overbay, L (1, 3) OBP: 0.289, SLG: 0.444	S CH 84 F SI 93 X SI 92 0-2 ③ L6			X SI 91 0-0 17 G4-6-3 45 1B 39 1B 1-2 1B	X SI 93 0-0 ② F7			B FF 91 X FF 92 1-0 2-H 1B		4	1	2	1	0	0	1
45 Zoilo Almonte, S (1, 7) OBP: 0.667, SLG: 1.167		X CH 84 0-0 17 G5-4-3 1B		B CH 84 X SI 92 1-0 17 G4-6-3 1-2 2-3 1B	C SI 93 X SI 93 0-1 HR			C FF 92 F CH 86 B FF 91 1 SAFE S CU 72 1-3 ③ K		4	1	3	1	0	1	1
17 Jayson Nix, R (1, 6) OBP: 0.316, SLG: 0.302		C SI 90 X SI 90 0-1 ①② G5-4-3 1-2f		B SI 91 F SI 91 F SI 92 F SI 92 F CH 81 X SI 93 1-2 ①② G4-6-3 1-2f 2-3 3-H	C SI 93 B CH 86 X SI 93 1-1 ③ G5-3					3	0	0	0	0	0	3
39 David Adams, R (1, 5) OBP: 0.224, SLG: 0.313		C SI 91 B CH 84 X SL 84 1-1 ③ G4-3		B SI 93 F CH 84 X SI 93 1-1 53 FC6-4 3-H 1B			F SI 91 F SI 92 B CH 85 S CH 85 1-3 ① K			3	0	1	1	0	1	0
53 Austin Romine, R (1, 2) OBP: 0.153, SLG: 0.190			X SI 90 0-0 11 SH1-4 31 G1-3 2B	B CH 84 S CH 85 C SI 93 X CH 83 1-2 ③ FC6-4 1-2f			S CH 85 F SL 85 B CH 84 B CH 85 F SI 93 S CH 84 2-3 ② K			3	1	1	0	0	1	1
Inning Stats	R: 1 E: 0 K: 1 S: 18 H: 2 LOB: 1 BB: 0 P: 24	R: 0 E: 0 K: 0 S: 5 H: 1 LOB: 0 BB: 0 P: 6	R: 1 E: 0 K: 0 S: 8 H: 1 LOB: 0 BB: 0 P: 10	R: 2 E: 0 K: 0 S: 15 H: 4 LOB: 1 BB: 0 P: 21	R: 0 E: 0 K: 0 S: 7 H: 0 LOB: 0 BB: 0 P: 12	R: 1 E: 0 K: 0 S: 6 H: 1 LOB: 0 BB: 0 P: 7	R: 0 E: 0 K: 3 S: 10 H: 0 LOB: 0 BB: 0 P: 13	R: 1 E: 0 K: 2 S: 14 H: 2 LOB: 1 BB: 0 P: 21		1B: 9 2B: 1 3B: 0 HR: 1 SF: 1 SAC: 1 DP: 2 HBP: 0				WP: 0 PB: 0 SB: 2 CS: 0 PA: 33	

PITCHER	IP	WLS	BF	H	R	ER	SO	BB	IBB	HBP	BLK	WP	HR	S	P	ERA	WHIP
40 Roberto Hernandez, R (1, 1) ERA: 5.14	7.0	L	28	9	5	5	4	0	0	0	0	0	1	69	93	6.43	1.286
27 Cesár Ramos, L (8, 1) ERA: 4.19	1.0		5	2	1	1	2	0	0	0	0	0	0	14	21	9.00	2.000

PITCHER	IP	WLS	BF	H	R	ER	SO	BB	IBB	HBP	BLK	WP	HR	S	P	ERA	WHIP

BOTTOM

Tampa Bay Rays @ New York Yankees

Yankee Stadium, Bronx, NY

Fri Jun 21 2013, 7:08 PM - 10:02 PM EDT

Att. 41,123 - Partly Cloudy - 75 F

livebaseballscorecards.com

AB	31
R	6
H	11
RBI	5
BB	0
SO	6
LOB	8

Tampa Bay Rays @ New York Yankees

Yankee Stadium, Bronx, NY

Sat Jun 22 2013, 1:08 PM - 4:31 PM EDT

Att. 46,013 - Partly Cloudy - 81 F

TOP

livebaseballscorecards.com

Batter	1	2	3	4	5	6	7	8	9	AB	R	H	RBI	BB	SO	LOB
8 Desmond Jennings, R (1, 8) OBP: 0.315, SLG: 0.437	X SI 88 0-0 ① G5-3		B FF 92 B CU 75 B CH 85 C FF 91 X SI 90 3-1 ③ F8			C CU 76 X FF 92 0-1 9 HR 1-3 2B		C FC 92 B FF 94 B FF 94 B FC 92 X FC 93 3-1 ① P3		4	1	1	0	0	0	0
1 Sean Rodríguez, R (1, 7) OBP: 0.330, SLG: 0.395 30 Luke Scott, L (8, PH) OBP: 0.333, SLG: 0.391 (8, 7)	C FF 90 X FF 90 0-1 ② F9			B CU 74 X CH 84 1-0 ① G1-3		B FF 93 F FF 93 B SL 81 F FF 92 S SL 82 2-3 ① K		S KC 83 B KC 83 C FC 93 B KC 82 S KC 81 2-3 ② K		3 1	0 0	0 0	0 0	0 0	1 1	2 0
18 Ben Zobrist, S (1, 4) OBP: 0.360, SLG: 0.388	C FF 91 B FF 90 C SL 82 B SL 80 X FF 90 2-2 ③ G6-3			C CU 76 X FF 92 0-1 ② G4-3		B SL 82 C CH 85 B FF 93 X FF 94 2-1 ② P3		F FC 93 S FC 95 S FC 92 0-3 ③ K		4	0	0	0	0	1	2
3 Evan Longoria, R (1, 5) OBP: 0.366, SLG: 0.569		C CU 75 X FF 90 0-1 HR		C SI 91 B FF 92 X FF 91 1-1 2B		I I I IN 48 I IN 47 4-0 9 HR IBB			C FF 91 S FF 92 B FF 92 S FF 93 1-3 ① K	3	2	2	1	1	1	0
9 Wil Myers, R (1, 10) OBP: 0.280, SLG: 0.440		F SI 89 B CH 85 X SL 81 1-1 11 G6-4-3 1B		B SI 90 B FF 92 B CH 85 C FF 92 F FF 92 F FF 93 F SL 82 X FF 94 3-2 ③ F8		S SI 91 B SI 93 C FF 94 X FF 94 1-2 1-H 2-H 3-H HR			F FF 92 F FF 93 F FF 93 X FC 93 0-2 11 FC6 1B	4	1	3	4	0	0	1
11 Yunel Escobar, R (1, 6) OBP: 0.303, SLG: 0.364		C CU 76 B SI 88 X FF 90 1-1 ①② G6-4-3 1-2f			X SI 90 0-0 ① G6-3	B CU 76 C CH 84 F SI 91 B SL 83 X FF 92 2-2 ③ F9			F FF 93 F FF 93 B FF 94 X FF 94 1-2 ② FC6 1-2f	4	0	0	0	0	0	2
21 James Loney, L (1, 3) OBP: 0.354, SLG: 0.462		C FF 92 X FF 92 0-1 ③ G6-3			C CU 76 F SI 90 B SL 82 C SL 80 1-3 ② K		X SL 81 0-0 59 G5-4-3 1B		C FC 92 B FC 93 C FC 92 X FC 93 1-2 ③ G4-3	4	0	1	0	0	1	1
59 Jose Lobaton, S (1, 2) OBP: 0.322, SLG: 0.415			S SI 89 B FF 90 X SI 90 1-1 ① G5-3		F FF 92 S SL 81 B FF 93 X SL 81 1-2 ③ L7		1 SAFE L CU 75 1 SAFE X SI 89 0-1 ①② G5-4-3 1-2f			3	0	0	0	0	0	1
5 Sam Fuld, L (1, 9) OBP: 0.252, SLG: 0.253			B FF 92 C FF 90 F SL 80 B FF 90 B FF 91 F FF 92 X FF 91 3-2 ② G4-3			B SL 80 B FF 91 B FF 92 B FF 90 4-0 8 2B 9 HR BB		B FF 90 F FF 92 X SI 91 1-1 ③ G6-3		2	1	0	0	1	0	0
Inning Stats	R: 0 E: 0 K: 0 S: 6 H: 0 LOB: 0 BB: 0 P: 8	R: 1 E: 0 K: 0 S: 8 H: 2 LOB: 0 BB: 0 P: 10	R: 0 E: 0 K: 0 S: 8 H: 0 LOB: 0 BB: 0 P: 15	R: 0 E: 0 K: 0 S: 10 H: 1 LOB: 1 BB: 0 P: 15	R: 0 E: 0 K: 1 S: 7 H: 0 LOB: 0 BB: 0 P: 9	R: 4 E: 0 K: 1 S: 13 H: 2 LOB: 0 BB: 2 P: 28	R: 0 E: 0 K: 0 S: 5 H: 1 LOB: 0 BB: 0 P: 6	R: 0 E: 0 K: 2 S: 8 H: 0 LOB: 0 BB: 0 P: 13	R: 0 E: 1 K: 1 S: 13 H: 1 LOB: 1 BB: 0 P: 16	1B: 3 2B: 2 3B: 0 HR: 2	SF: 0 SAC: 0 DP: 2 HBP: 0			WP: 0 PB: 0 SB: 0 CS: 0	PA: 34		

	AB	32
	R	5
	H	7
	RBI	5
	BB	2
	SO	5
	LOB	9

PITCHER		IP	WLS	BF	H	R	ER	SO	BB	IBB	HBP	BLK	WP	HR	S	P	ERA	WHIP
52 CC Sabathia, L ERA: 4.09	(1, 1)	7.0	W	27	6	5	5	2	1	1	0	0	0	2	57	91	6.43	1.000
30 David Robertson, R ERA: 2.67	(8, 1)	1.0	H	3	0	0	0	2	0	0	0	0	0	0	8	13	0.00	0.000
42 Mariano Rivera, R ERA: 1.61	(9, 1)	1.0	S	4	1	0	0	1	0	0	0	0	0	0	13	16	0.00	1.000

PITCHER	IP	WLS	BF	H	R	ER	SO	BB	IBB	HBP	BLK	WP	HR	S	P	ERA	WHIP

BOTTOM

Tampa Bay Rays @ New York Yankees

Yankee Stadium, Bronx, NY

Sat Jun 22 2013, 1:08 PM - 4:31 PM EDT

Att. 46,013 - Partly Cloudy - 81 F

livebaseballscorecards.com

Batter	1	2	3	4	5	6	7	8	9	AB	R	H	RBI	BB	SO	LOB
11 Brett Gardner, L (1, 8) OBP: 0.344, SLG: 0.436	X FF 94 0-0 ① G6-3		C FF 95 X FF 95 0-1 E1 31 FC3-6	C FF 95 B FF 95 B CH 89 B FF 96 C FF 95 F FF 95 S FF 97 3-3 ③ K		B FF 92 S CH 86 B FC 88 F SI 93 F FF 93 F FC 88 F CH 85 X CH 85 2-2 ② P5	F FF 96 B FF 97 B FF 96 F FF 96 S FF 96 2-3 ③ K			5	0	0	0	0	2	1
31 Ichiro Suzuki, L (1, 9) OBP: 0.307, SLG: 0.347	B FF 95 B FF 93 X FF 94 2-0 24 BB 1B		B CH 85 1 SAFE B FF 94 1 SAFE X FF 94 2-0 ① FC3-6 33 1B 24 1B 45 1B 1-2f		C FF 94 X FF 94 0-1 ① F7	X SI 92 0-0 ③ G4-3		B SI 88 F FC 86 F FC 87 S CH 82 1-3 ① K		5	1	1	0	0	1	1
24 Robinson Canó, L (1, 4) OBP: 0.355, SLG: 0.500	B FF 94 1 SAFE B CH 85 B FF 94 B FF 93 4-0 1-2 BB		X CH 87 0-0 33 1B 45 1B 1-2 1B		B FF 95 B FF 94 B CH 85 C FF 95 C CH 85 F FF 96 B CH 86 4-2 33 E 33 FC3 45 BB BB		B CU 78 C CU 77 B FF 91 B FS 79 C FF 91 F FF 90 B FS 81 4-2 55 2B 39 BB BB	B FC 87 B CH 84 C FC 86 B FC 88 F FC 88 B CU 78 4-2 33 G4-3 33 S BB		1	3	1	0	4	0	0
33 Travis Hafner, L (1, 10) OBP: 0.322, SLG: 0.432	C CH 85 F CH 86 F FF 94 B CH 85 F FC 88 B FC 87 D CH 86 C FF 94 3-3 ② K		X FC 86 0-0 45 1B 1-2 2-3 1B		F FF 94 X CH 87 0-1 FC3 45 BB 55 BB 1-3		B FS 80 X CU 76 1-0 ① F7	C FC 87 B CH 82 D CU 78 F FC 87 X CU 77 2-2 ② G4-3 1-3		5	0	1	0	0	1	5
55 Lyle Overbay, L (1, 3) OBP: 0.292, SLG: 0.445	C FF 93 B FF 94 X CH 85 1-1 ③ F7		B FC 88 S FF 94 B FF 96 F CH 88 F FF 96 B FC 86 S CH 85 3-3 ② K		B FF 95 T FF 95 B FF 93 D CH 86 B FF 96 4-1 45 BB 1-2 BB		F FS 80 D FS 81 F FF 89 B FF 90 X FS 82 2-2 39 BB 12 2B 1-3 2B	B FC 88 B SI 90 S FC 86 X CU 76 2-1 ③ L9		4	1	1	0	1	1	6
45 Zoilo Almonte, S (1, 7) OBP: 0.700, SLG: 1.000		S FC 85 X FF 95 0-1 ① P1	B CH 87 C CH 86 F CH 87 X FC 88 1-2 17 FC6-4 1-3 2-H 3-H 1B		B FF 95 B CH 85 B FF 96 C FF 94 S FF 95 F FF 94 B FF 94 4-2 1-2 2-3 3-H BB		B CU 79 D FS 83 D FS 81 D CU 80 4-0 39 BB 12 2B BB			2	1	1	3	2	0	0
17 Jayson Nix, R (1, 6) OBP: 0.314, SLG: 0.306		C FF 95 X CH 88 0-1 2B	X FF 96 0-0 ③ FC6-4 1-2f		B SI 90 S SI 92 B FF 92 F CH 86 S SI 93 2-3 ② K		F FF 95 F FF 96 F FF 97 F FF 97 T FF 97 0-2 ② K			4	0	1	0	0	2	8
39 David Adams, R (1, 5) OBP: 0.236, SLG: 0.306		C FF 96 B FF 95 B CH 87 B FF 95 B FF 96 4-1 19 G5-4-3 BB		C FC 85 F FF 95 F FF 94 X FC 89 0-2 ① L9	D CH 86 B CH 87 C FF 94 C CH 85 B FF 93 S CH 87 3-3 ③ K		B FF 97 C FF 94 F FF 97 B FF 97 B FF 97 B FF 97 4-2 1-2 2-3 3-H 12 2B BB			2	1	0	1	2	1	3
19 Chris Stewart, R (1, 2) OBP: 0.314, SLG: 0.323 12 Vernon Wells, R (7, PH) OBP: 0.266, SLG: 0.374 53 Austin Romine, R (8, 2) OBP: 0.153, SLG: 0.190		C FF 95 C FC 87 X FF 96 0-2 ② ③ G5-4-3 1-2f		X FF 96 0-0 ② F7		B B SI 91 C FF 93 B FF 92 F FF 92 C FF 93 3-3 ① K	C FF 96 T FF 96 F FF 98 B FF 98 X FF 96 1-2 1-H 2-H 3-H 2B			3 1 0	0 0 0	0 1 0	0 3 0	0 0 0	1 0 0	2 0 0
Inning Stats	R: 0 E: 0 K: 1 S: 9 H: 1 LOB: 2 BB: 1 P: 19	R: 0 E: 0 K: 0 S: 8 H: 1 LOB: 1 BB: 1 P: 12	R: 2 E: 1 K: 1 S: 13 H: 3 LOB: 2 BB: 0 P: 19	R: 0 E: 0 K: 1 S: 9 H: 0 LOB: 0 BB: 0 P: 12	R: 1 E: 1 K: 2 S: 17 H: 0 LOB: 3 BB: 3 P: 34	R: 0 E: 0 K: 1 S: 10 H: 0 LOB: 0 BB: 0 P: 15	R: 4 E: 0 K: 2 S: 21 H: 2 LOB: 1 BB: 3 P: 39	R: 0 E: 0 K: 1 S: 10 H: 0 LOB: 1 BB: 1 P: 19		1B: 4 2B: 3 3B: 0 HR: 0 SF: 0 SAC: 0 DP: 1 HBP: 0					WP: 0 PB: 0 SB: 1 CS: 0	PA: 41

	AB	32
	R	7
	H	7
	RBI	7
	BB	9
	SO	9
	LOB	26

PITCHER		IP	WLS	BF	H	R	ER	SO	BB	IBB	HBP	BLK	WP	HR	S	P	ERA	WHIP
37 Alex Colomé, R ERA:	(1, 1)	4.1		24	5	3	0	3	5	0	0	0	0	0	50	85	0.00	2.308
54 Alex Torres, L ERA:	(5, 1)	1.2		5	0	0	0	3	0	0	0	0	0	0	16	26	0.00	0.000
62 Joel Peralta, R ERA: 3.21	(7, 1)	0.1	L	4	1	3	3	0	2	0	0	0	0	0	7	18	81.00	9.000
57 Jake McGee, L ERA: 5.34	(7, 1)	0.2	B	4	1	1	1	2	1	0	0	0	0	0	14	21	13.50	3.000
35 Jamey Wright, R ERA: 3.28	(8, 1)	1.0		4	0	0	0	1	1	0	0	0	0	0	10	19	0.00	1.000

PITCHER	IP	WLS	BF	H	R	ER	SO	BB	IBB	HBP	BLK	WP	HR	S	P	ERA	WHIP

Tampa Bay Rays @ New York Yankees

Yankee Stadium, Bronx, NY

Sun Jun 23 2013, 2:09 PM - 5:16 PM EDT

Att. 46,054 - Sunny - 87 F

TOP

livebaseballscorecards.com

Batter	1	2	3	4	5	6	7	8	9	AB	R	H	RBI	BB	SO	LOB
20 Matt Joyce, L (1, 10) OBP: 0.337, SLG: 0.502	B FF 94 B SI 93 F FF 94 X FF 94 2-1 8 SH1-3 18 1B 1B		B CU 79 C CU 80 X CH 85 1-1 ① G4-3		B SI 94 B SI 93 C CU 81 F SI 94 S CU 82 2-3 ② K		S CU 81 F FF 92 F CU 83 X CU 85 0-2 ② F8	X FF 96 0-0 ③ G6-3		5	1	1	0	0	1	2
8 Desmond Jennings, R (1, 8) OBP: 0.317, SLG: 0.436	X FF 94 0-0 ① SH1-3 1-2		C CU 81 S FF 94 F FF 95 X CU 83 0-2 ② F8		F FF 95 D CH 86 C CU 81 X CU 83 1-2 1B		H FF 94 1-0 3 BB 18 HBP 21 1B HBP		C SL 86 X SL 86 0-1 ① P4	3	1	1	0	0	0	0
18 Ben Zobrist, S (1, 4) OBP: 0.363, SLG: 0.387	B CU 81 X FF 94 1-0 3 BB 2-H 1B		T FF 94 S SI 95 X CU 84 0-2 ③ G3		C CU 82 F SI 93 S CU 84 0-3 ③ K		S CU 81 1 SAFE 1 SAFE S SI 92 H CU 84 1-2 3 BB 21 1B 1-2 HBP		B SI 94 B CH 87 B SI 94 B SI 94 4-0 3 PB BB	3	1	1	1	1	1	2
3 Evan Longoria, R (1, 5) OBP: 0.367, SLG: 0.563	B CU 80 B CU 81 B FF 95 C FF 94 B FF 94 4-1 21 G1-6-3 1-2 BB			B CU 80 C CH 86 S SI 92 B CU 81 C CU 81 2-3 ① K		X FF 93 0-0 ① F7	C SL 81 B SL 82 B SL 82 B SL 82 B SL 80 4-1 21 1B 1-2 2-3 BB		1 SAFE B SL 86 B FF 94 C FF 94 T SL 86 B SL 86 C FF 94 3-3 ② K 1-2	3	0	0	0	2	2	1
21 James Loney, L (1, 3) OBP: 0.362, SLG: 0.466	X SI 95 0-0 ② ③ G1-6-3 1-2f			F SI 94 B FF 96 F CH 87 X CU 82 1-2 1B		C CH 85 B FF 93 X FF 93 1-1 9 1B 1B	C SL 82 B SL 84 S SL 83 X SL 84 1-2 1-2 2-H 3-H 1B		B SI 94 D CH 89 I IN 74 I IN 78 4-0 9 FC6-4 IBB	4	0	3	2	1	0	2
9 Wil Myers, R (1, 9) OBP: 0.267, SLG: 0.400		B CU 80 C FF 94 B FF 93 F FF 95 S CU 82 2-3 ① K		B FF 92 S SI 92 B CU 81 C CU 80 1 SAFE F CU 81 S SI 93 2-3 ② K		X FF 94 0-0 2 BB 1-3 1B	F SL 87 S SL 87 C SL 86 0-3 ③ K		X SL 85 0-0 ③ FC6-4 1-2f	5	0	1	0	0	3	5
2 Kelly Johnson, L (1, 7) OBP: 0.318, SLG: 0.449 5 Sam Fuld, L (8, 7) OBP: 0.252, SLG: 0.253		B CU 80 C CU 79 F FF 95 F CU 82 F SI 96 S CU 83 1-3 ② K		B CU 81 X SI 93 1-0 ③ G4-3		B CU 81 B CU 80 B CH 85 S SI 93 B CU 80 4-1 28 G6-4-3 1-2 BB		X FF 96 0-0 ① L9		3 0	0 0	0 0	0 0	1 0	1 0	1 0
28 José Molina, R (1, 2) OBP: 0.308, SLG: 0.338		C FF 96 B CU 81 F CU 80 X FF 96 1-2 1B			C CU 80 B SI 93 B SI 92 B CU 80 B FF 94 4-1 8 1B BB	C CU 82 B SI 94 X CU 82 1-1 ② ③ G6-4-3 1-2f		B FF 96 C SL 86 B SL 88 X SL 85 2-1 11 S 1B		3	0	2	0	1	0	3
11 Yunel Escobar, R (1, 6) OBP: 0.299, SLG: 0.358		B CU 80 X FF 94 1-0 ③ F8			C CU 80 S CU 81 S CU 84 0-3 ① K		C CU 81 S SI 92 B CU 82 F CU 82 X CU 83 1-2 ① G6-3	C FF 96 S FF 97 F FF 97 B FF 98 X SL 88 1-2 ② G6-3 1-2		4	0	0	0	0	1	3
Inning Stats	R: 1 E: 0 K: 0 S: 6 H: 2 LOB: 1 BB: 1 P: 13	R: 0 E: 0 K: 2 S: 12 H: 1 LOB: 1 BB: 0 P: 17	R: 0 E: 0 K: 0 S: 9 H: 0 LOB: 0 BB: 0 P: 10	R: 0 E: 0 K: 2 S: 11 H: 1 LOB: 1 BB: 0 P: 17	R: 0 E: 0 K: 3 S: 13 H: 1 LOB: 2 BB: 1 P: 20	R: 0 E: 0 K: 0 S: 7 H: 2 LOB: 2 BB: 1 P: 13	R: 2 E: 0 K: 1 S: 17 H: 1 LOB: 2 BB: 1 P: 25	R: 0 E: 0 K: 0 S: 8 H: 1 LOB: 1 BB: 0 P: 11	R: 0 E: 0 K: 1 S: 6 H: 0 LOB: 2 BB: 2 P: 17	1B: 9 2B: 0 3B: 0 HR: 0 SF: 0 SAC: 1 DP: 2 HBP: 2						

	AB	33
	R	3
	H	9
	RBI	3
	BB	6
	SO	9
	LOB	19

WP: 0 PB: 1 SB: 1 CS: 0 PA: 42

PITCHER		IP	WLS	BF	H	R	ER	SO	BB	IBB	HBP	BLK	WP	HR	S	P	ERA	WHIP
47 Iván Nova, R ERA: 4.91	(1, 1)	6.2	L	30	7	3	3	7	3	0	2	0	0	0	68	103	4.05	1.500
27 Shawn Kelley, R ERA: 4.55	(7, 1)	0.0		1	0	0	0	0	1	0	0	0	0	0	1	5	∞	∞
48 Boone Logan, L ERA: 2.29	(7, 1)	0.0		1	1	0	0	0	0	0	0	0	0	0	3	4	∞	∞
62 Joba Chamberlain, R ERA: 5.6	(7, 1)	1.1		5	1	0	0	1	0	0	0	0	0	0	11	14	0.00	0.750
38 Preston Claiborne, R ERA: 1.54	(9, 1)	1.0		5	0	0	0	1	1	1	0	0	0	0	6	17	0.00	1.000

PITCHER		IP	WLS	BF	H	R	ER	SO	BB	IBB	HBP	BLK	WP	HR	S	P	ERA	WHIP

Batter	1	2	3	4	5	6	7	8	9	AB	R	H	RBI	BB	SO	LOB
11 Brett Gardner, L (1, 8) OBP: 0.349, SLG: 0.444	B FF 91 C FF 93 X SL 85 1-1 E7 24 WP 24 SF7 1B		C SL 85 B SL 86 X FF 95 1-1 2B		B SL 84 C CH 82 C SL 86 B FF 95 S FF 95 2-3 ② K		C FF 97 B SL 82 F FF 95 B FF 97 F FF 97 X FF 93 2-2 1B			4	1	3	0	0	1	0
31 Ichiro Suzuki, L (1, 9) OBP: 0.306, SLG: 0.346 53 Austin Romine, R (8, 2) OBP: 0.153, SLG: 0.190	B SL 85 X FF 92 1-0 ① B2		B SL 85 C SL 85 F FF 95 T FF 95 1-2 ② K		F SL 85 F FF 96 B SL 85 X SL 86 1-2 24 S 1B		1 SAFE 1 SAFE C FF 95 B FF 96 X FF 96 1-1 ③ L9			4 0	0 0	1 0	0 0	0 0	1 0	3 0
24 Robinson Canó, L (1, 4) OBP: 0.354, SLG: 0.497	C SL 86 B FF 96 F FF 95 F FF 96 F SL 88 B FF 97 F SL 88 B FF 98 F SL 87 3-2 ② X SL 87 SF7 2-H		I IN 82 I IN 82 I IN 83 I IN 84 4-0 IBB		B FF 93 C FF 94 1 SAFE F FF 94 D SL 86 C FF 96 2-3 ③ K 1-2			X FF 90 0-0 ① F8		2	0	0	1	1	1	1
33 Travis Hafner, L (1, 10) OBP: 0.321, SLG: 0.429	B SL 83 S SL 84 B FF 96 B SL 83 C FF 94 F FF 95 X FF 94 3-2 1B		B SI 95 F SL 86 X SL 86 1-1 ③ F8			F SI 94 B SI 95 B FF 95 F SL 85 B FF 95 X SL 85 3-2 ① G5-3		B FF 91 C CU 79 B FS 82 T FF 92 F FF 91 X FF 91 2-2 ② F8		4	0	1	0	0	0	2
55 Lyle Overbay, L (1, 3) OBP: 0.287, SLG: 0.437	C FF 94 B FF 95 X FF 96 1-1 ③ G4-3			F FF 92 B FF 95 F FF 94 S SL 87 1-3 ① K		B SI 93 B SI 93 X FF 92 2-0 ② G4-3		B FF 91 C CU 80 B FS 84 X FF 90 2-1 ③ F8		4	0	0	0	0	1	1
45 Zoilo Almonte, S (1, 7) OBP: 0.643, SLG: 1.000		B FF 92 B FF 92 X SL 84 2-0 ① G3		C SL 84 F SL 86 F SL 85 X SL 86 0-2 2B		X FF 92 0-0 2B			B SI 97 C SI 96 B SI 97 S CH 84 B CH 85 C CH 85 3-3 ① K	4	0	2	0	0	1	0
17 Jayson Nix, R (1, 6) OBP: 0.313, SLG: 0.301		C FF 94 X SI 96 0-1 ② G1-3		B FF 94 B FF 93 F FF 94 H FF 93 3-1 39 G5-4-3 HBP		B FF 93 X SL 82 1-0 ③ F8			B SI 97 B SI 98 C SI 98 C SI 96 T FF 99 2-2 ② K	3	0	0	0	0	1	1
39 David Adams, R (1, 5) OBP: 0.226, SLG: 0.292		C FF 95 B SL 86 X FF 95 1-1 ③ G6-3		C SL 86 X FF 96 0-1 ②③ G5-4-3 1-2f			F FF 94 B FF 95 F FF 95 B FF 96 F FF 95 S SL 86 2-3 ① K		F SI 96 F SI 97 S CH 86 0-3 ③ K	4	0	0	0	0	2	2
19 Chris Stewart, R (1, 2) OBP: 0.310, SLG: 0.317 12 Vernon Wells, R (7, PH) OBP: 0.265, SLG: 0.373 (8, 9)			C FF 94 S SI 96 X FF 95 0-2 ① G6-3		B SL 84 X FF 94 1-0 ① F7		X SL 85 0-0 ② F7			2 1	0 0	0 0	0 0	0 0	0 0	0 0
Inning Stats	R: 1 E: 1 K: 0 S: 16 H: 2 LOB: 1 BB: 0 P: 25	R: 0 E: 0 K: 0 S: 5 H: 0 LOB: 0 BB: 0 P: 8	R: 0 E: 0 K: 1 S: 10 H: 1 LOB: 2 BB: 1 P: 17	R: 0 E: 0 K: 1 S: 10 H: 1 LOB: 1 BB: 0 P: 14	R: 0 E: 0 K: 2 S: 10 H: 1 LOB: 1 BB: 0 P: 16	R: 0 E: 0 K: 0 S: 6 H: 1 LOB: 1 BB: 0 P: 12	R: 0 E: 0 K: 1 S: 11 H: 1 LOB: 1 BB: 0 P: 16	R: 0 E: 0 K: 0 S: 7 H: 0 LOB: 0 BB: 0 P: 11	R: 0 E: 0 K: 3 S: 9 H: 0 LOB: 0 BB: 0 P: 14	1B: 4 2B: 3 3B: 0 HR: 0 SF: 1 SAC: 0 DP: 1 HBP: 1						

PITCHER		IP	WLS	BF	H	R	ER	SO	BB	IBB	HBP	BLK	WP	HR	S	P	ERA	WHIP
22 Chris Archer, R ERA: 4.21	(1, 1)	6.0	W	25	6	1	1	4	0	1	1	0	1	0	57	92	1.50	1.000
57 Jake McGee, L ERA: 5.16	(7, 1)	1.0	H	4	1	0	0	1	0	0	0	0	0	0	11	16	0.00	1.000
62 Joel Peralta, R ERA: 3.12	(8, 1)	1.0	H	3	0	0	0	0	0	0	0	0	0	0	7	11	0.00	0.000
56 Fernando Rodney, R ERA: 4.99	(9, 1)	1.0	S	3	0	0	0	3	0	0	0	0	0	0	9	14	0.00	0.000

PITCHER	IP	WLS	BF	H	R	ER	SO	BB	IBB	HBP	BLK	WP	HR	S	P	ERA	WHIP

BOTTOM

Tampa Bay Rays @ New York Yankees

Yankee Stadium, Bronx, NY

Sun Jun 23 2013, 2:09 PM - 5:16 PM EDT

Att. 46,054 - Sunny - 87 F

livebaseballscorecards.com

AB	32
R	1
H	7
RBI	1
BB	1
SO	8
LOB	10

WP: 1	PA: 35					
PB: 0						
SB: 1						
CS: 0						

Toronto Blue Jays @ Tampa Bay Rays

Tropicana Field, St. Petersburg, FL

Mon Jun 24 2013, 7:12 PM - 9:47 PM EDT

Att. 11,407 - Dome - 72 F

TOP

livebaseballscorecards.com

Batter	1	2	3	4	5	6	7	8	9	AB	R	H	RBI	BB	SO	LOB
53 Melky Cabrera, S (1, 7) OBP: 0.319, SLG: 0.364	C FF 90 B FF 91 S CH 82 C FF 92 1-3 ① K		F CH 80 X CH 80 0-1 ③ G3			C CH 80 B CH 81 X CH 79 1-1 ② F7		S CH 86 C SI 92 X CH 85 0-2 19 FC6-4 1-2 2-3 1B		4	0	1	0	0	1	0
11 Rajai Davis, R (8, PR) OBP: 0.339, SLG: 0.390										0	0	0	0	0	0	0
(8, 7)																
19 José Bautista, R (1, 9) OBP: 0.345, SLG: 0.481	C FF 92 B CU 75 X CU 76 1-1 ② G5-3			C FF 90 X FF 90 0-1 ① P3		C CU 72 B FF 91 F CU 75 B FF 92 X CH 81 2-2 ③ F8		X CH 87 0-0 ② FC6-4 1-2f 2-3 3-H		4	0	0	1	0	0	2
10 Edwin Encarnación, R (1, 10) OBP: 0.353, SLG: 0.540	S CH 80 B FF 91 F SI 91 F FF 91 S CH 80 1-3 ③ K			C CH 80 B CH 81 B FF 91 B SI 91 B FF 91 4-1 26 G6-4-3 BB			C FF 90 B FF 90 X CH 80 1-1 ① G6-3	D SI 92 C CH 87 X CH 86 1-1 ③ F9		3	0	0	0	1	1	2
26 Adam Lind, L (1, 3) OBP: 0.395, SLG: 0.544		B CU 72 X CH 79 1-0 ① G4-3		B FF 90 F FF 91 C FF 91 X FF 90 1-2 ②③ G6-4-3 1-2f			X CH 79 0-0 ② F8		C SI 95 S CH 82 B CH 84 B FF 98 F CH 85 B FF 98 S SI 97 3-3 ① K	4	0	0	0	0	1	1
28 Colby Rasmus, L (1, 8) OBP: 0.319, SLG: 0.467		B FF 90 C FF 90 F FF 90 F CU 78 B FF 91 B CH 81 B CH 81 4-2 9 1B BB			S CU 73 B FF 90 B CH 81 B FF 91 B CH 81 4-1 BB		C FF 90 B CU 77 S CU 77 B CU 79 F FF 91 F FF 92 B CH 82 F FF 91 F CH 82 4-2 F FF 91 B FF 91 BB		C CH 82 B CH 86 F SI 97 C FF 97 1-3 ② K	1	0	0	0	3	1	0
9 J.P. Arencibia, R (1, 2) OBP: 0.255, SLG: 0.455		F CH 81 B FF 91 B FF 91 X SI 91 2-1 3 G3-6-3 1-3 1B			B FF 90 X CH 81 1-0 ① P5		F FF 91 F FF 90 D CH 81 F CH 80 B FF 90 D CU 80 S CH 81 3-3 ③ K		B FF 98 C CH 86 B SI 98 F SI 97 B FF 98 F CH 87 X SI 98 3-2 1B	4	0	2	0	0	1	2
3 Maicer Izturis, S (1, 5) OBP: 0.262, SLG: 0.340		T FF 91 C FF 91 1 SAFE X CH 81 0-2 ②③ G3-6-3 1-2f			B FF 90 X FF 91 1-0 ② L7			B SI 91 B FF 92 C FF 92 F FF 92 B CH 85 S CH 86 3-3 ① K	C CH 86 X CH 88 0-1 ③ G4-3	4	0	0	0	0	1	4
(8, 6)																
1 Emilio Bonifácio, S (1, 4) OBP: 0.234, SLG: 0.316			C FF 90 B FF 91 B FF 91 X CH 82 2-1 ① G4-3		C FF 91 B FF 91 F CH 81 S CU 79 1-3 ③ K			C CH 85 S SI 92 F CH 86 X FF 93 0-2 53 1B 16 BB 19 FC6-4 1B		3	1	1	0	0	1	1
66 Munenori Kawasaki, L (1, 6) OBP: 0.337, SLG: 0.325			C FF 90 B CH 81 X CH 80 1-1 ② P4			C FF 90 C CU 77 F CU 79 B CH 80 X CH 81 1-2 ① G6-3		B SI 92 S CH 84 B CH 83 B CH 85 S FF 93 B FF 91 4-2 19 FC6-4 53 1B 1-2 BB		2	0	0	0	0	0	0
16 Mark DeRosa, R (8, PH) OBP: 0.313, SLG: 0.423										0	0	0	0	1	0	0
(8, 5)																

Inning Stats	1	2	3	4	5	6	7	8	9
	R: 0 H: 0 E: 0 LOB: 0 K: 2 BB: 0 S: 9 P: 12	R: 0 H: 1 E: 0 LOB: 1 K: 0 BB: 1 S: 9 P: 16	R: 0 H: 0 E: 0 LOB: 0 K: 0 BB: 0 S: 6 P: 9	R: 0 H: 0 E: 0 LOB: 0 K: 0 BB: 1 S: 6 P: 11	R: 0 H: 0 E: 0 LOB: 1 K: 1 BB: 0 S: 6 P: 13	R: 0 H: 0 E: 0 LOB: 0 K: 0 BB: 0 S: 9 P: 13	R: 0 H: 0 E: 0 LOB: 1 K: 1 BB: 1 S: 14 P: 22	R: 1 H: 2 E: 0 LOB: 2 K: 1 BB: 1 S: 15 P: 23	R: 0 H: 1 E: 0 LOB: 1 K: 2 BB: 0 S: 13 P: 20

AB	29
R	1
H	4
RBI	1
BB	5
SO	7
LOB	12

	1B: 4	SF: 0	WP: 0	PA: 34
	2B: 0	SAC: 0	PB: 0	
	3B: 0	DP: 2	SB: 0	
	HR: 0	HBP: 0	CS: 0	

PITCHER		IP	WLS	BF	H	R	ER	SO	BB	IBB	HBP	BLK	WP	HR	S	P	ERA	WHIP
58 Jeremy Hellickson, R ERA: 5.11	(1, 1)	7.0	W	24	1	0	0	4	4	0	0	0	0	0	59	96	0.00	0.714
54 Alex Torres, L ERA: 0.43	(8, 1)	1.0		6	2	1	1	1	1	0	0	0	0	0	15	23	9.00	3.000
56 Fernando Rodney, R ERA: 4.83	(9, 1)	1.0	S	4	1	0	0	2	0	0	0	0	0	0	13	20	0.00	1.000

PITCHER	IP	WLS	BF	H	R	ER	SO	BB	IBB	HBP	BLK	WP	HR	S	P	ERA	WHIP

BOTTOM

Toronto Blue Jays @ Tampa Bay Rays

Tropicana Field, St. Petersburg, FL

Mon Jun 24 2013, 7:12 PM - 9:47 PM EDT

Att. 11,407 - Dome - 72 F

livebaseballscorecards.com

Batter	1	2	3	4	5	6	7	8	9	AB	R	H	RBI	BB	SO	LOB
20 Matt Joyce, L (1, 7) OBP: 0.337, SLG: 0.500 1 Sean Rodríguez, R (7, PH) (8, 7) OBP: 0.326, SLG: 0.390	B SI 92 B SI 92 B SI 93 C FF 93 C FF 94 X SI 93 3-2 ① G6-3		B CU 80 C SI 92 B SI 92 X SL 85 2-1 18 G4-3 30 2B 1B		C SL 90 X FC 90 0-1 ① G4-3		S SL 82 B SI 92 C SL 82 B SI 93 C SL 80 2-3 ② K			3 1	1 0	1 0	0 0	0 0	0 1	0 0
18 Ben Zobrist, S (1, 4) OBP: 0.368, SLG: 0.388	C SI 92 B FF 93 B CH 87 F SI 92 B SI 92 B FF 94 4-2 30 G4-6-3 BB		B SI 91 X SI 91 1-0 ① G4-3 1-2		B FF 91 C SI 90 B SL 90 B FF 91 C FC 90 B FC 89 4-2 3 BB		B SI 93 C SI 93 X SI 92 1-1 1B			2	0	1	0	2	0	1
30 Luke Scott, L (1, 10) OBP: 0.331, SLG: 0.394	X SI 90 0-0 ② ③ G4-6-3 1-2f		C CU 82 B CU 81 B SI 93 B SI 91 X FF 93 3-1 2-H 2B		F SI 90 B SI 91 B SI 91 X SI 91 2-1 ② P6		B SL 83 F SI 93 1 SAFE D SL 82 X SI 93 2-1 ③ P5			4	0	1	1	0	0	3
3 Evan Longoria, R (1, 5) OBP: 0.365, SLG: 0.557		B FF 94 C FF 94 B SI 92 F FF 94 X SL 87 2-2 ① F9	C SL 87 B SI 94 S SL 86 X SL 88 1-2 ② F8		B SL 84 1 SAFE B SI 91 B SL 86 C SI 92 B SL 86 4-1 1-2 BB			C SI 87 C SI 88 X SL 74 0-2 ① G5-3		3	0	0	0	1	0	1
21 James Loney, L (1, 3) OBP: 0.360, SLG: 0.475		B FF 95 F FF 94 X CH 87 1-1 HR	X SI 94 0-0 ③ G1-3		C FF 91 C SL 90 X SL 86 0-2 ③ G3-1			C SI 87 F SI 87 F FF 88 X SL 74 0-2 ② F8		4	1	1	1	0	0	3
9 Wil Myers, R (1, 9) OBP: 0.294, SLG: 0.500 8 Desmond Jennings, R (9, 8) OBP: 0.317, SLG: 0.436		C FF 95 C FF 93 B SL 87 F SL 88 X FF 95 1-2 HR	B CU 79 S SL 86 C SL 84 S SL 84 1-3 ① K		C CU 80 C CU 82 X SL 86 0-2 5 CS 1B			B SI 88 C SI 86 S SL 74 C FF 87 1-3 ③ K		4 0	1 0	2 0	1 0	0 0	2 0	0 0
5 Sam Fuld, L (1, 8) (9, 9) OBP: 0.255, SLG: 0.287		B FF 94 B FF 94 X FF 94 2-0 HR	B SI 92 C FF 92 X SL 84 1-1 ② G3		B SI 91 S SI 91 F SI 91 F SL 87 X SI 92 1-2 ① ② P6 1-2					3	1	1	1	0	0	1
59 Jose Lobaton, S (1, 2) OBP: 0.322, SLG: 0.414		B SI 93 B SI 92 X SI 93 2-0 ② G4-3	B FF 93 B CU 80 F SI 91 X SL 83 2-1 11 FC6-4 1B		X SI 91 0-0 ③ G6-3					3	0	1	0	0	0	0
11 Yunel Escobar, R (1, 6) OBP: 0.295, SLG: 0.353		F SL 86 C SL 85 T SL 86 0-2 ③ K	B SI 90 C SL 84 X SL 83 1-1 ③ FC6-4 1-2f				C SI 91 B SL 80 C SL 80 B SI 91 F SL 83 T SL 83 2-2 ① K			3	0	0	0	0	2	1
Inning Stats	R: 0 E: 0 K: 0 S: 6 H: 0 LOB: 0 BB: 1 P: 13	R: 3 E: 0 K: 1 S: 14 H: 3 LOB: 0 BB: 0 P: 22	R: 1 E: 0 K: 0 S: 9 H: 2 LOB: 1 BB: 0 P: 16	R: 0 E: 0 K: 1 S: 9 H: 1 LOB: 1 BB: 0 P: 14	R: 0 E: 0 K: 0 S: 10 H: 0 LOB: 2 BB: 2 P: 20	R: 0 E: 0 K: 0 S: 9 H: 1 LOB: 0 BB: 0 P: 10	R: 0 E: 0 K: 2 S: 11 H: 1 LOB: 1 BB: 0 P: 18	R: 0 E: 0 K: 1 S: 10 H: 0 LOB: 0 BB: 0 P: 11		1B: 4 2B: 1 3B: 0 HR: 3 SF: 0 SAC: 0 DP: 1 HBP: 0				WP: 0 PB: 0 SB: 0 CS: 1 PA: 33		

	AB	30
	R	4
	H	8
	RBI	4
	BB	3
	SO	5
	LOB	10

PITCHER		IP	WLS	BF	H	R	ER	SO	BB	IBB	HBP	BLK	WP	HR	S	P	ERA	WHIP
32 Esmil Rogers, R ERA: 3.46	(1, 1)	6.0	L	26	7	4	4	2	3	0	0	0	0	3	57	95	6.00	1.667
57 Juan Pablo Perez, L ERA:	(7, 1)	1.0		4	1	0	0	2	0	0	0	0	0	0	11	18	0.00	1.000
38 Darren Oliver, L ERA: 2.86	(8, 1)	1.0		3	0	0	0	1	0	0	0	0	0	0	10	11	0.00	0.000

PITCHER	IP	WLS	BF	H	R	ER	SO	BB	IBB	HBP	BLK	WP	HR	S	P	ERA	WHIP

Batter	1	2	3	4	5	6	7	8	9	AB	R	H	RBI	BB	SO	LOB
53 Melky Cabrera, S (1, 10) OBP: 0.320, SLG: 0.364	B FF 92 X FF 91 1-0 P5 ①	B FF 92 C CH 82 B FF 91 X FF 93 2-1 G5-3 ③		B FF 94 X FF 93 1-0 1B		S FF 92 X SI 93 0-1 FC4-6 ③ 1-2f			B SI 88 F FC 86 B FC 88 X FC 87 2-1 10 G5-4-3 1B	5	0	2	0	0	0	4
19 José Bautista, R (1, 9) OBP: 0.346, SLG: 0.476	B FF 91 C KC 80 F SI 94 S KC 81 1-3 K ②		B KC 80 B FF 92 C CH 82 B FF 93 F FF 92 B FF 93 4-2 16 BB 10 1B BB	C CH 83 X KC 79 0-1 F8 ③			B SI 95 T FF 94 B SL 87 B SI 96 S SI 96 F SI 97 F SI 97 F SI 97 F SI 97 4-2 F SI 96 B SI 97 26 FC4-6 BB		B SI 90 C FC 88 X FC 88 1-1 F7 ①	3	0	0	0	2	1	2
10 Edwin Encarnación, R (1, 5) OBP: 0.354, SLG: 0.536	B CH 83 B FF 93 C FF 94 F FF 93 B SI 94 D CH 84 4-2 BB		1 SAFE X CH 82 0-0 16 BB 1-2 1B		C FF 92 C FF 92 F KC 81 X KC 81 0-2 G6-3 ①		C SI 94 B FF 94 B SI 96 F SI 96 X SI 96 2-2 F9 ①		B SI 90 B FC 89 X FC 87 2-0 G5-4-3 ②③ 1-2f	4	0	1	0	1	0	2
26 Adam Lind, L (1, 3) OBP: 0.388, SLG: 0.533	C FF 92 S FF 92 F FF 92 S KC 80 0-3 K ③		B KC 80 D FF 92 C FF 92 F FF 91 S SI 90 2-3 K ①		B FF 94 S FF 91 S FF 94 S KC 81 1-3 K ②		B SI 96 X FF 93 1-0 FC4-6 1-2f ②			4	0	0	0	0	3	4
16 Mark DeRosa, R (1, 4) OBP: 0.319, SLG: 0.414		C FF 92 B KC 80 B KC 80 B FF 93 B FF 92 4-1 11 FC5-4 BB	B FF 92 B FF 92 F FF 92 F FF 93 B FF 94 B CH 82 4-2 1-2 2-3 BB		B FF 93 C CH 83 S CH 84 F KC 80 S KC 82 1-3 K ③		B FF 97 X SI 95 1-0 L5 ③			2	0	0	0	2	1	1
11 Rajai Davis, R (1, 7) OBP: 0.328, SLG: 0.376		C FF 91 B SI 93 S FF 92 B FF 92 X CH 83 2-2 FC5-4 9 BB 3 1B 1-2f ①	B FF 92 F FF 92 S FF 90 S FF 93 S FF 92 1-3 K ②			F FF 90 F FF 92 B KC 82 F KC 81 F FF 92 B KC 81 S KC 81 2-3 K ①		C SI 91 F SL 85 X FF 96 0-2 F8 ①		4	1	0	0	0	2	4
28 Colby Rasmus, L (1, 8) OBP: 0.321, SLG: 0.472		C FF 92 B FF 92 F FF 91 S KC 79 1-3 K ②	C FF 93 B KC 82 B FF 94 C FF 93 S FF 94 2-3 K ③			F KC 81 C KC 81 B FF 94 B KC 82 X KC 82 2-2 3 BB 1B		C FC 89 B CH 86 F SL 86 X FF 94 1-2 2B		4	0	2	0	0	2	4
9 J.P. Arencibia, R (1, 2) OBP: 0.255, SLG: 0.450		1 SAFE B CH 82 B CH 83 B CH 82 B FF 91 4-0 3 1B 1-2 BB		S FF 91 B FF 92 B KC 80 S FF 94 S FF 94 2-3 K ①		S CH 82 B FF 91 F FF 91 S KC 78 1-3 K ②		C FF 93 B FF 94 B SL 85 X SI 90 2-1 L5 ②		3	0	0	0	1	2	2
3 Maicer Izturis, S (1, 6) OBP: 0.266, SLG: 0.339		B FF 88 F FF 90 X SI 91 1-1 1-3 2-H 1B		C FF 93 B FF 92 B FF 93 S FF 92 B FF 94 X FF 94 3-2 F8 ②		B CH 82 B FF 91 B FF 90 C FF 91 B FF 91 4-1 53 FC4-6 1-2 BB		B FC 88 B SL 88 X SI 90 2-0 G3-1 ③		3	0	1	1	1	0	1
Inning Stats	R: 0 E: 0 K: 2 S: 10 H: 0 LOB: 1 BB: 1 P: 16	R: 1 E: 0 K: 1 S: 11 H: 1 LOB: 2 BB: 2 P: 25	R: 0 E: 0 K: 3 S: 15 H: 1 LOB: 3 BB: 2 P: 28	R: 0 E: 0 K: 1 S: 9 H: 1 LOB: 1 BB: 0 P: 15	R: 0 E: 0 K: 2 S: 11 H: 0 LOB: 0 BB: 0 P: 13	R: 0 E: 0 K: 2 S: 14 H: 1 LOB: 2 BB: 1 P: 23	R: 0 E: 0 K: 0 S: 12 H: 0 LOB: 1 BB: 1 P: 20	R: 0 E: 0 K: 0 S: 9 H: 1 LOB: 1 BB: 0 P: 14	R: 0 E: 0 K: 0 S: 5 H: 1 LOB: 0 BB: 0 P: 10	1B: 5 2B: 1 3B: 0 HR: 0 SF: 0 SAC: 0 DP: 1 HBP: 0						

PITCHER	IP	WLS	BF	H	R	ER	SO	BB	IBB	HBP	BLK	WP	HR	S	P	ERA	WHIP
55 Matt Moore, L (1, 1) ERA: 3.95	6.0	W	28	4	1	1	11	6	0	0	0	0	0	70	120	1.50	1.667
57 Jake McGee, L (7, 1) ERA: 4.99	1.0	H	4	0	0	0	0	1	0	0	0	0	0	12	20	0.00	1.000
43 Kyle Farnsworth, R (8, 1) ERA: 4.98	1.0		4	1	0	0	0	0	0	0	0	0	0	9	14	0.00	1.000
35 Jamey Wright, R (9, 1) ERA: 3.19	1.0		3	1	0	0	0	0	0	0	0	0	0	5	10	0.00	1.000

PITCHER	IP	WLS	BF	H	R	ER	SO	BB	IBB	HBP	BLK	WP	HR	S	P	ERA	WHIP

TOP

Toronto Blue Jays @ Tampa Bay Rays

Tropicana Field, St. Petersburg, FL

Tue Jun 25 2013, 7:12 PM - 10:22 PM EDT

Att. 12,041 - Dome - 72 F

livebaseballscorecards.com

AB	32
R	1
H	6
RBI	1
BB	7
SO	11
LOB	24

WP: 0	PB: 0	SB: 0	CS: 0
PA: 39			

Batter	1	2	3	4	5	6	7	8	9	AB	R	H	RBI	BB	SO	LOB
8 Desmond Jennings, R (1, 8) OBP: 0.322, SLG: 0.437	C FF 83 C SI 82 B SI 80 B FF 80 F FF 80 X SI 84 2-2 ① G1-3	C SI 86 B FF 81 X CH 79 1-1 1-2 2-H 1B		S SI 85 X SI 84 0-1 18 SF9 1 SF9 9 1B 1-2 2-3 1B	C FC 78 1 SAFE B FC 79 C FF 82 B SI 84 D CH 78 F CH 78 X CH 78 3-2 ③ G6-3		B FF 94 C FF 95 B FF 94 S FF 94 B FF 95 F FF 95 B FF 95 4-2 BB			4	1	2	1	1	0	1
1 Sean Rodríguez, R (1, 7) OBP: 0.313, SLG: 0.376 20 Matt Joyce, L (7, PH) (8, 7) OBP: 0.336, SLG: 0.498	X SI 83 0-0 ② F8	B CH 79 B SI 85 B CH 80 X FF 85 3-0 ③ P6		X FC 80 0-0 ① SF9 1-2 2-3 3-H		B SL 85 F FF 95 B FF 96 S FF 95 F FF 97 X SL 84 2-2 ① P4	B FF 95 S CH 88 D FF 95 F FF 94 S CH 89 2-3 ③ K			3 1	0 0	0 0	1 0	0 0	0 1	2 2
18 Ben Zobrist, S (1, 10) OBP: 0.366, SLG: 0.389	C FF 84 X CU 73 0-1 2B	C CH 77 B CH 77 L FC 79 B FF 81 X CH 78 2-2 ① G1-3	C CH 79 D CH 79 X FF 81 1-1 ② SF9 2-3 3-H			B FF 96 C FC 94 B CH 85 B FC 96 C FF 95 X FF 95 3-2 ② P6		C FF 94 C SI 94 B CH 89 X CH 89 1-2 ① G3-1		4	0	1	1	0	0	0
3 Evan Longoria, R (1, 5) OBP: 0.372, SLG: 0.557	C CH 80 B SI 84 B CU 73 B FF 85 S CH 78 F CU 74 B FF 85 4-2 BB	C FF 86 B FF 82 X CU 71 1-1 9 FC5-4 1B	I IN 76 I IN 76 I IN 77 I IN 77 4-0 9 1B IBB			B SL 86 C SL 85 C SL 85 F FC 97 B SL 85 B FF 97 B FF 96 4-2 BB		C FF 93 F SI 94 B SI 95 B SL 88 S FF 95 2-3 ② K		2	0	1	0	3	1	0
9 Wil Myers, R (1, 9) OBP: 0.308, SLG: 0.474 5 Sam Fuld, L (9, 9) OBP: 0.255, SLG: 0.287	B FC 78 S CH 77 S CH 79 B CH 78 F CH 80 S CH 80 2-3 ③ K	X FF 82 0-0 ② FC5-4 11 1B 1-2f	F FF 83 X CH 78 0-1 1-2 3-H 1B			S SL 85 D SL 85 F SL 82 D SL 85 F FF 96 X SL 83 3-2 ③ G5-3		F SL 86 B SL 88 B FF 95 S FF 95 B SL 87 B FF 94 4-2 11 1B BB		4 0	0 0	1 0	1 0	1 0	1 0	4 0
11 Yunel Escobar, R (1, 6) OBP: 0.301, SLG: 0.358		B SI 83 C FF 81 X FF 86 1-1 ① F8	1 SAFE X CH 78 0-0 1-3 1B	B FF 82 F FF 85 F CH 79 F CH 80 F FF 82 F SI 85 S CH 77 1-3 ③ K			B CU 81 F FF 92 B CU 82 B CU 81 F FF 92 X FF 92 3-2 28 S 21 1B 2 G4-3 1B	F SL 84 X FF 95 0-1 1-2 1B		5	1	3	0	0	1	2
21 James Loney, L (1, 3) OBP: 0.365, SLG: 0.477		C FF 85 C SI 86 B SI 86 B CU 75 X SI 87 2-2 28 WP 8 1B 1B	C FF 86 1 SAFE 1 SAFE X CH 78 0-1 ③ P4		B CH 76 B SI 85 B SI 84 C FF 84 X FF 85 3-1 1B		X SI 91 0-0 2 G4-3 28 S 1-2 1B	X FF 96 0-0 ③ F9		5	1	3	0	0	0	4
28 José Molina, R (1, 2) OBP: 0.313, SLG: 0.333		B FC 78 B FF 81 B SI 86 B SI 84 4-0 8 1B 1-2 BB		B FF 81 B CH 79 B FC 80 C SI 83 B SI 85 4-1 8 1B 2 HBP 1 SF9 BB	B SI 84 X FF 82 1-0 ① L7		S CH 84 D CU 83 B CU 83 B CH 85 C FF 92 X CU 83 3-2 ① G5-3 1-2 2-3			2	1	0	0	2	0	3
2 Kelly Johnson, L (1, 4) OBP: 0.317, SLG: 0.442		C FC 79 F FF 86 X CH 76 0-2 ② F7		B SI 84 T CH 80 H SI 85 2-1 1 SF9 8 1B 18 SF9 1-2 HBP	F SI 84 1 SAFE X FC 80 0-1 ② P5		C CU 83 S CU 83 F CU 84 F FF 92 F CU 84 X FF 89 0-2 ② G4-3 2-3 3-H			3	1	0	1	0	0	4
Inning Stats	R: 0 E: 0 K: 1 S: 14 H: 1 LOB: 2 BB: 1 P: 22	R: 1 E: 0 K: 0 S: 11 H: 2 LOB: 2 BB: 1 P: 22	R: 0 E: 0 K: 0 S: 9 H: 2 LOB: 2 BB: 0 P: 12	R: 3 E: 0 K: 1 S: 15 H: 2 LOB: 2 BB: 2 P: 27	R: 0 E: 0 K: 0 S: 9 H: 1 LOB: 1 BB: 0 P: 16	R: 0 E: 0 K: 0 S: 14 H: 0 LOB: 1 BB: 1 P: 26	R: 1 E: 0 K: 1 S: 19 H: 2 LOB: 2 BB: 1 P: 31	R: 0 E: 0 K: 1 S: 11 H: 1 LOB: 2 BB: 1 P: 18		1B: 10 2B: 1 3B: 0 HR: 0 SF: 2 SAC: 0 DP: 0 HBP: 1						

PITCHER		IP	WLS	BF	H	R	ER	SO	BB	IBB	HBP	BLK	WP	HR	S	P	ERA	WHIP
56 Mark Buehrle, L ERA: 4.73	(1, 1)	5.0	L	28	8	4	4	2	3	1	1	0	1	0	58	99	7.20	2.200
45 Neil Wagner, R ERA: 0.75	(6, 1)	1.0		4	0	0	0	0	1	0	0	0	0	0	14	26	0.00	1.000
27 Brett Cecil, L ERA: 1.59	(7, 1)	0.2		4	2	1	1	0	0	0	0	0	0	0	13	19	13.50	3.000
50 Steve Delabar, R ERA: 1.73	(7, 1)	0.1		2	0	0	0	1	1	0	0	0	0	0	6	12	0.00	3.000
29 Dustin McGowan, R ERA: 4.15	(8, 1)	1.0		5	1	0	0	1	1	0	0	0	0	0	11	18	0.00	2.000

PITCHER	IP	WLS	BF	H	R	ER	SO	BB	IBB	HBP	BLK	WP	HR	S	P	ERA	WHIP

BOTTOM

Toronto Blue Jays @ Tampa Bay Rays

Tropicana Field, St. Petersburg, FL

Tue Jun 25 2013, 7:12 PM - 10:22 PM EDT

Att. 12,041 - Dome - 72 F

livebaseballscorecards.com

AB	33
R	5
H	11
RBI	5
BB	7
SO	4
LOB	22

WP: 1 PA: 43
PB: 0
SB: 2
CS: 0

Batter	1	2	3	4	5	6	7	8	9	AB	R	H	RBI	BB	SO	LOB
7 José Reyes, S (1, 6) OBP: 0.426, SLG: 0.476	C SI 90 X SL 84 0-1 ① G4-3		C SI 90 X CH 84 0-1 ③ G4-3 1-2		B SL 85 C SI 92 X SL 84 1-1 ③ G6-3			B CH 85 C SI 93 X SI 93 1-1 ② F7		4	0	0	0	0	0	2
19 José Bautista, R (1, 9) OBP: 0.345, SLG: 0.476	C SL 83 B CH 85 B CH 84 C SI 92 S SI 92 2-3 ② K			B CH 84 F SI 91 F SI 92 F SI 92 B SI 92 F CH 85 F SL 85 X SL 86 2-2 26 G4-3 53 1B 2B		T CH 84 B SL 85 B CH 85 F SI 91 X CH 85 2-2 ① G5-3		B FF 92 X SI 92 1-0 ③ F9		4	1	1	0	0	1	0
10 Edwin Encarnación, R (1, 5) OBP: 0.353, SLG: 0.542	C SI 92 F SI 91 B CH 84 B SI 91 F SI 92 F CH 85 X SI 92 2-2 ③ G5-3			X SI 92 0-0 ① L7		B SI 93 X SI 93 1-0 ② L6			C SI 92 B SI 92 X CH 85 1-1 HR	4	1	1	1	0	0	1
26 Adam Lind, L (1, 3) OBP: 0.386, SLG: 0.542		C SL 84 B CH 85 X SL 84 1-1 ① G4-3		D CH 86 C CH 85 X SI 92 1-1 ② G4-3 2-3		C SI 93 B CH 85 F SL 84 B CH 84 B CH 84 X SL 84 3-2 HR			C FC 85 B CH 82 F FC 87 S CU 78 1-3 ① K	4	1	1	1	0	1	1
53 Melky Cabrera, S (1, 10) OBP: 0.322, SLG: 0.364		B FF 92 F FF 91 B SL 83 B CH 84 B SI 91 4-1 28 G3-6-3 BB		C SL 86 X SI 92 0-1 3-H 1B		B SI 92 C CH 84 C SL 86 F CH 85 B FF 92 F CH 85 F CH 84 B SI 93 S SI 92 3-3 ③ K			C FC 86 X CH 82 0-1 ② F7	3	0	1	1	1	1	0
28 Colby Rasmus, L (1, 8) OBP: 0.317, SLG: 0.464		B SI 90 C CH 83 T SL 83 F SI 91 X SI 90 1-2 ②③ G3-6-3 1-2f		C SI 91 F CH 85 B SI 91 F CH 84 S SL 84 1-3 ③ K			C SI 91 B SI 93 B CH 84 F CH 84 F SI 92 B SI 93 X SI 91 3-2 ① F8		C CU 75 B FC 86 C FC 87 B CU 77 C CH 84 2-3 ③ K	4	0	0	0	0	2	2
11 Rajai Davis, R (1, 7) OBP: 0.328, SLG: 0.375			C FF 90 X SI 92 0-1 ① P2		B SI 90 S SI 90 X FF 91 1-1 22 G5-3 1B		S SL 85 T SI 92 S CH 84 0-3 ② K			3	0	1	0	0	1	0
22 Josh Thole, L (1, 2) OBP: 0.150, SLG: 0.105			C SI 92 C SI 92 S SI 91 0-3 ② K		S SI 89 C SL 83 1 SAFE X SL 82 0-2 ① G5-3 1-2		C CH 86 F SI 93 B CH 86 F SI 92 F SI 92 F CH 84 F SL 84 X CH 86 1-2 ③ G4-3			3	0	0	0	0	1	1
1 Emilio Bonifácio, S (1, 4) OBP: 0.236, SLG: 0.317			C SL 84 B SL 86 B SI 92 X SI 92 2-1 7 S 1B		C SL 84 X CH 83 0-1 ② G5-3			C SI 91 X SL 86 0-1 ① F8		3	0	1	0	0	0	1
Inning Stats	R: 0 E: 0 K: 1 S: 10 H: 0 LOB: 0 BB: 0 P: 14	R: 0 E: 0 K: 0 S: 7 H: 0 LOB: 0 BB: 1 P: 13	R: 0 E: 0 K: 1 S: 9 H: 1 LOB: 1 BB: 0 P: 11	R: 1 E: 0 K: 1 S: 15 H: 2 LOB: 1 BB: 0 P: 19	R: 0 E: 0 K: 0 S: 9 H: 1 LOB: 1 BB: 0 P: 11	R: 1 E: 0 K: 1 S: 13 H: 1 LOB: 0 BB: 0 P: 22	R: 0 E: 0 K: 1 S: 14 H: 0 LOB: 0 BB: 0 P: 18	R: 0 E: 0 K: 0 S: 5 H: 0 LOB: 0 BB: 0 P: 7	R: 1 E: 0 K: 2 S: 10 H: 1 LOB: 0 BB: 0 P: 14	1B: 3 2B: 1 3B: 0 HR: 2 SF: 0 SAC: 0 DP: 1 HBP: 0						

PITCHER		IP	WLS	BF	H	R	ER	SO	BB	IBB	HBP	BLK	WP	HR	S	P	ERA	WHIP
40 Roberto Hernandez, R ERA: 4.98	(1, 1)	8.0	L	30	6	3	3	5	1	0	0	0	0	2	84	118	3.38	0.875
35 Jamey Wright, R ERA: 3.11	(9, 1)	1.0		3	0	0	0	2	0	0	0	0	0	0	8	11	0.00	0.000

PITCHER		IP	WLS	BF	H	R	ER	SO	BB	IBB	HBP	BLK	WP	HR	S	P	ERA	WHIP

TOP

Toronto Blue Jays @ Tampa Bay Rays

Tropicana Field, St. Petersburg, FL

Wed Jun 26 2013, 12:11 PM - 2:20 PM EDT

Att. 21,502 - Dome - 72 F

livebaseballscorecards.com

AB	32
R	3
H	6
RBI	3
BB	1
SO	7
LOB	8

WP: 0	PA: 33		
PB: 0			
SB: 1			
CS: 0			

BOTTOM

Batter	1	2	3	4	5	6	7	8	9	AB	R	H	RBI	BB	SO	LOB
20 Matt Joyce, L (1, 7) OBP: 0.331, SLG: 0.489	F KN 74 S KN 77 C KN 78 0-3 ① K			C KN 71 B KN 77 X KN 75 1-1 ① P5		F KN 75 C KN 76 B KN 77 B KN 77 X KN 74 2-2 ②③ G4-6-3 1-2f			F KN 73 F KN 78 X KN 78 0-2 ② G1-3	4	0	0	0	0	1	1
8 Desmond Jennings, R (1, 8) OBP: 0.321, SLG: 0.433	B KN 76 C FF 82 S KN 77 F KN 78 X EP 66 1-2 ② G6-3			B KN 74 F KN 73 B KN 78 S KN 73 S KN 77 2-3 ② K			B KN 75 B KN 82 B KN 70 B KN 79 4-0 21 S BB		X KN 73 0-0 ③ G5-3	3	0	0	0	1	1	0
18 Ben Zobrist, S (1, 4) OBP: 0.362, SLG: 0.385	C KN 74 C KN 77 B KN 79 B KN 78 S KN 77 2-3 ③ K			C KN 76 X KN 77 0-1 ③ G5-3			X KN 74 0-0 ① P3			3	0	0	0	0	1	1
3 Evan Longoria, R (1, 5) OBP: 0.368, SLG: 0.551		C KN 74 F KN 77 B KN 77 S KN 78 1-3 ① K			F KN 75 X KN 78 0-1 ① G4-3		B KN 76 F KN 73 B KN 77 F KN 75 S KN 76 2-3 ② K			3	0	0	0	0	2	1
21 James Loney, L (1, 3) OBP: 0.364, SLG: 0.475		C KN 77 X EP 67 0-1 ② F8			B KN 76 S KN 74 X KN 77 1-1 9 FC6-4 1B		B KN 75 F KN 77 S KN 78 X KN 79 1-2 ③ F7 1-2			3	0	1	0	0	0	1
9 Wil Myers, R (1, 9) OBP: 0.286, SLG: 0.439		C FF 82 F KN 78 X KN 78 0-2 ③ G5-3			F KN 76 F KN 76 X KN 78 0-2 ② FC6-4 1-2f			X KN 74 0-0 ① F7		3	0	0	0	0	0	1
30 Luke Scott, L (1, 10) OBP: 0.325, SLG: 0.386			T KN 75 B KN 77 B KN 76 X KN 74 2-1 ① G3		B KN 76 1 SAFE F KN 74 X KN 77 1-1 ③ P4			C FF 81 T EP 64 X KN 79 0-2 ② P5		3	0	0	0	0	0	1
28 José Molina, R (1, 2) OBP: 0.309, SLG: 0.328 5 Sam Fuld, L (8, PH) OBP: 0.252, SLG: 0.284 59 Jose Lobaton, S (9, 2) OBP: 0.322, SLG: 0.414			C KN 75 B KN 77 B KN 76 C FF 81 X KN 78 2-2 ② G1-3			S KN 73 F KN 77 X EP 66 0-2 ① L5		C KN 72 X KN 78 0-1 ③ L6		2 1 0	0 0 0	0 0 0	0 0 0	0 0 0	0 0 0	0 0 0
11 Yunel Escobar, R (1, 6) OBP: 0.301, SLG: 0.358			B KN 78 S KN 77 M KN 78 F KN 79 B EP 61 S KN 79 2-3 ③ K			X KN 74 0-0 20 G4-6-3 1B			B KN 72 X FF 81 1-0 ① G5-3	3	0	1	0	0	1	0
Inning Stats	R: 0 E: 0 K: 2 S: 10 H: 0 LOB: 0 BB: 0 P: 13	R: 0 E: 0 K: 1 S: 8 H: 0 LOB: 0 BB: 0 P: 9	R: 0 E: 0 K: 1 S: 9 H: 0 LOB: 0 BB: 0 P: 15	R: 0 E: 0 K: 1 S: 7 H: 0 LOB: 0 BB: 0 P: 10	R: 0 E: 0 K: 0 S: 9 H: 1 LOB: 1 BB: 0 P: 11	R: 0 E: 0 K: 0 S: 7 H: 1 LOB: 0 BB: 0 P: 9	R: 0 E: 0 K: 1 S: 7 H: 0 LOB: 1 BB: 1 P: 14	R: 0 E: 0 K: 0 S: 6 H: 0 LOB: 0 BB: 0 P: 6	R: 0 E: 0 K: 0 S: 5 H: 0 LOB: 0 BB: 0 P: 6	1B: 2 2B: 0 3B: 0 HR: 0 SF: 0 SAC: 0 DP: 1 HBP: 0						

PITCHER	IP	WLS	BF	H	R	ER	SO	BB	IBB	HBP	BLK	WP	HR	S	P	ERA	WHIP
43 R.A. Dickey, R (1, 1) ERA: 4.72	9.0	W	29	2	0	0	6	1	0	0	0	0	0	68	93	0.00	0.333

PITCHER	IP	WLS	BF	H	R	ER	SO	BB	IBB	HBP	BLK	WP	HR	S	P	ERA	WHIP

Toronto Blue Jays @ Tampa Bay Rays

Tropicana Field, St. Petersburg, FL

Wed Jun 26 2013, 12:11 PM - 2:20 PM EDT

Att. 21,502 - Dome - 72 F

livebaseballscorecards.com

AB	28
R	0
H	2
RBI	0
BB	1
SO	6
LOB	6

PA: 29

WP: 0
PB: 0
SB: 1
CS: 0

Batter	1	2	3	4	5	6	7	8	9	AB	R	H	RBI	BB	SO	LOB
14 Austin Jackson, R (1, 8) OBP: 0.376, SLG: 0.395	B FF 94 F FF 94 B FC 86 B FF 94 S FF 94 B FF 95 4-2 24 HR BB		C FF 94 X FF 94 0-1 G6-4-3 1-2f		B FC 89 F FF 96 B FF 94 X FC 88 2-1 G5-3		B FC 89 C CU 76 F SL 83 D CH 85 B CU 78 S CH 85 3-3 K		C CU 71 X CU 69 0-1 L6-5 3-3	4	1	0	0	1	1	4
48 Torii Hunter, R (1, 9) OBP: 0.342, SLG: 0.412	C FF 94 S FF 94 B FF 94 X FC 89 1-2 P4		F FF 95 B FF 94 X FC 89 1-1 G6-3			B FF 94 C FF 95 B FF 94 X FC 88 2-1 G5-3		C FF 93 B SL 87 X CH 90 1-1 G5-3		4	0	0	0	0	0	1
24 Miguel Cabrera, R (1, 5) OBP: 0.464, SLG: 0.682	F FF 95 X CH 87 0-1 1-H HR			X FC 88 0-0 HR		C FF 95 B FF 95 F FF 95 X FF 95 1-2 28 BB 1B		F FF 92 F FF 96 B FF 96 X SL 86 1-2 28 HR 2B		4	3	4	3	0	0	0
28 Prince Fielder, L (1, 3) OBP: 0.377, SLG: 0.482	X FF 95 0-0 F7			X FF 95 0-0 41 L9 32 WP 2B		B FF 96 D CH 88 S CH 87 S CH 87 B CH 88 D CH 87 4-2 1-2 BB		B FF 90 X SL 84 1-0 2-H HR		3	2	2	2	1	0	0
41 Victor Martinez, S (1, 10) OBP: 0.283, SLG: 0.332	C FC 86 B FF 95 S CH 88 F FF 94 X FC 87 1-2 F7			B CH 86 X CH 86 1-0 L9 2-3		C FF 94 B FF 94 D FC 87 F FF 94 T FF 94 2-2 K		X FF 90 0-0 F8		4	0	0	0	0	1	3
27 Jhonny Peralta, R (1, 6) OBP: 0.376, SLG: 0.469		F FF 95 C FC 86 F FC 88 B FF 95 F FF 95 B FC 89 X FC 87 2-2 G5-3		B FF 94 C FF 95 D CU 83 X FF 94 2-1 G6-3		F FF 95 B FF 95 D FC 87 X FF 96 3-1 F8		C CH 85 B CU 71 S CH 85 B FF 92 B CU 72 F CH 85 X FF 91 3-2 L7		4	0	0	0	0	0	3
32 Don Kelly, L (1, 7) OBP: 0.330, SLG: 0.375		C FF 94 X CH 87 0-1 F8		B FF 95 X FF 95 1-0 G3 3-H			X FC 86 0-0 G6-3		C SI 89 X FF 89 0-1 55 SH3-4 4 BB 14 L6-5 1B	4	0	1	0	0	0	0
4 Omar Infante, R (1, 4) OBP: 0.330, SLG: 0.418		B FC 88 C FF 94 X FC 88 1-1 L8		B FF 94 C FF 95 X CH 88 1-1 P3			B FC 87 B FC 86 X SI 88 2-0 55 S 1B		B FF 90 S CH 85 B CH 85 B CH 86 F FF 92 1 SAFE B FF 91 4-2 1-2 55 SH3-4 BB	3	0	1	0	1	0	0
55 Brayan Peña, S (1, 2) OBP: 0.325, SLG: 0.385			C FF 95 B FC 88 H FF 94 2-1 14 G6-4-3 HBP		B CH 88 C CH 87 C FF 94 B FC 89 C FF 95 2-3 K		C FC 87 B CH 82 1 SAFE B SI 90 F CH 83 S CU 77 2-3 1-2 K		L FF 92 X CU 71 0-1 1-2 2-3 SH3-4	2	0	0	0	0	2	1
Inning Stats	R: 2 E: 0 K: 0 S: 12 H: 1 LOB: 0 BB: 1 P: 18	R: 0 E: 0 K: 0 S: 9 H: 0 LOB: 0 BB: 0 P: 12	R: 0 E: 0 K: 0 S: 5 H: 0 LOB: 0 BB: 0 P: 8	R: 2 E: 0 K: 0 S: 6 H: 2 LOB: 0 BB: 0 P: 10	R: 0 E: 0 K: 1 S: 7 H: 0 LOB: 0 BB: 0 P: 12	R: 0 E: 0 K: 1 S: 12 H: 1 LOB: 2 BB: 1 P: 24	R: 0 E: 0 K: 2 S: 8 H: 1 LOB: 1 BB: 0 P: 15	R: 2 E: 0 K: 0 S: 11 H: 2 LOB: 0 BB: 0 P: 17	R: 0 E: 0 K: 0 S: 8 H: 1 LOB: 1 BB: 1 P: 12	1B: 3 2B: 3 3B: 0 HR: 3 SF: 0 SAC: 1 DP: 2 HBP: 1						

TOP

Detroit Tigers @ Tampa Bay Rays

Tropicana Field, St. Petersburg, FL

Fri Jun 28 2013, 7:14 PM - 10:11 PM EDT

Att. 17,645 - Dome - 72 F

livebaseballscorecards.com

AB	32
R	6
H	8
RBI	5
BB	3
SO	4
LOB	12

PITCHER		IP	WLS	BF	H	R	ER	SO	BB	IBB	HBP	BLK	WP	HR	S	P	ERA	WHIP
37 Alex Colomé, R ERA: 2.25	(1, 1)	6.0	L	24	4	4	4	2	2	0	1	0	1	2	51	84	6.00	1.000
35 Jamey Wright, R ERA: 3.03	(7, 1)	1.0		4	1	0	0	2	0	0	0	0	0	0	8	15	0.00	1.000
43 Kyle Farnsworth, R ERA: 5.32	(8, 1)	0.1		2	1	1	1	0	0	0	0	0	0	0	5	7	27.00	3.000
27 Cesár Ramos, L ERA: 4.25	(8, 1)	1.2		7	2	1	1	0	1	0	0	0	0	1	14	22	5.40	1.800

PITCHER	IP	WLS	BF	H	R	ER	SO	BB	IBB	HBP	BLK	WP	HR	S	P	ERA	WHIP

WP: 1	PA: 37		
PB: 0			
SB: 1			
CS: 0			

Detroit Tigers @ Tampa Bay Rays

Tropicana Field, St. Petersburg, FL

Fri Jun 28 2013, 7:14 PM - 10:11 PM EDT

Att. 17,645 - Dome - 72 F

BOTTOM

livebaseballscorecards.com

Batter	1	2	3	4	5	6	7	8	9	AB	R	H	RBI	BB	SO	LOB
20 Matt Joyce, L (1, 7) OBP: 0.330, SLG: 0.483	B FF 90 X FF 92 1-0 ① F8			B CH 82 S CH 84 F FF 93 S CH 86 1-3 ① K2-3		B CH 84 B CU 76 B FF 92 C FF 91 B CH 84 4-1 BB		B SL 86 C SI 96 B SL 87 S SL 88 S SL 89 2-3 ① K		3	0	0	0	1	2	1
8 Desmond Jennings, R (1, 8) OBP: 0.317, SLG: 0.427	F FF 91 C SL 84 F FF 93 B SL 84 F SL 85 B CH 86 B SL 86 S SL 86 3-3 ② K			X FF 92 0-0 ② P5		B FF 91 B SL 81 C FF 91 X SL 83 2-1 ② P3		B FF 95 B SL 86 B FF 94 C FF 94 F FF 93 S SL 87 3-3 ② K 1-2		4	0	0	0	0	2	2
18 Ben Zobrist, S (1, 4) OBP: 0.361, SLG: 0.394	C FF 93 B FF 93 X FF 92 1-1 ③ G4-3			X FF 92 0-0 HR		1 SAFE C CU 74 B CH 82 1 SAFE S FF 91 C FF 95 1-3 ③ K		B SI 91 F FC 84 F SI 93 F FC 86 D KC 81 F SI 93 S FC 86 2-3 ③ K		4	1	1	1	0	2	2
3 Evan Longoria, R (1, 5) OBP: 0.367, SLG: 0.550 2 Kelly Johnson, L (3, 5) OBP: 0.313, SLG: 0.436		B FF 91 C SL 84 X FF 93 1-1 ① G4-3		C FF 91 B FF 92 F FF 93 B CU 78 S CH 85 2-3 ③ K			S CU 75 C FF 92 B CH 84 F FF 95 F CU 75 B FF 95 F CH 84 S CH 86 2-3 ① K		C FF 92 C FF 94 B FF 94 S FF 95 1-3 ① K	1 3	0 0	0 0	0 0	0 0	0 3	0 0
21 James Loney, L (1, 3) OBP: 0.363, SLG: 0.472		B CU 77 B CH 83 S CH 84 S FF 94 T FF 94 2-2 ② K			C CH 79 B FF 92 C CU 78 T FF 94 1-2 ① K		B FF 94 C FF 93 F FF 95 B FF 96 B CH 85 X CH 86 3-2 ② G1		S FF 94 F FF 95 X CH 84 0-2 1B	4	0	1	0	0	2	0
9 Wil Myers, R (1, 9) OBP: 0.304, SLG: 0.511		C FF 92 B FF 93 S SL 85 B FF 94 F FF 94 S SL 85 2-3 ③ K			B SL 82 X SL 83 1-0 HR		X FF 94 0-0 30 2B 1B		B FF 94 F FF 94 S CH 84 F CH 85 C FF 95 1-3 ② K	4	2	2	1	0	2	1
30 Luke Scott, L (1, 10) OBP: 0.323, SLG: 0.389			C CU 77 F FF 92 S CH 86 0-3 ① K		C CH 82 F FF 93 B FF 93 F FF 94 X CU 78 1-2 ② G4-1		B CH 82 S CH 86 S FF 94 X CH 84 1-2 1-H 2B		L FF 94 X FF 94 0-1 ③ P6	4	0	1	1	0	1	1
59 Jose Lobaton, S (1, 2) OBP: 0.315, SLG: 0.404			C CU 78 B CH 85 X FF 94 1-1 ② G5-3		F CH 83 S CH 83 F FF 94 B FF 93 B FF 94 X CH 85 2-2 ③ F8		C CH 87 S FF 95 B FF 97 B FF 96 X FF 89 2-2 ③ G3			3	0	0	0	0	0	1
11 Yunel Escobar, R (1, 6) OBP: 0.301, SLG: 0.355			C FF 93 B FF 94 S CH 86 B SL 86 X FF 95 2-2 ③ G4-3			C CU 81 L FF 92 B SL 82 B CU 74 F FF 92 X SL 85 2-2 ① G5-3		F FF 96 C SL 88 F SL 89 B SL 88 B SI 96 B SL 88 F SL 88 B FF 96 4-2 8 S BB		2	0	0	0	1	0	0
Inning Stats	R: 0 H: 0 E: 0 LOB: 0 K: 1 BB: 0 S: 8 P: 13	R: 0 H: 0 E: 0 LOB: 0 K: 2 BB: 0 S: 9 P: 14	R: 0 H: 0 E: 0 LOB: 0 K: 1 BB: 0 S: 8 P: 11	R: 1 H: 1 E: 0 LOB: 0 K: 2 BB: 0 S: 8 P: 11	R: 1 H: 1 E: 0 LOB: 0 K: 1 BB: 0 S: 12 P: 17	R: 0 H: 0 E: 0 LOB: 1 K: 1 BB: 0 S: 10 P: 19	R: 1 H: 2 E: 0 LOB: 1 K: 1 BB: 0 S: 16 P: 24	R: 0 H: 0 E: 0 LOB: 1 K: 3 BB: 1 S: 15 P: 26	R: 0 H: 1 E: 0 LOB: 1 K: 2 BB: 0 S: 12 P: 14	1B: 2 2B: 1 3B: 0 HR: 2	SF: 0 SAC: 0 DP: 0 HBP: 0			WP: 0 PB: 0 SB: 1 CS: 0	PA: 34		

	AB	32
	R	3
	H	5
	RBI	3
	BB	2
	SO	14
	LOB	8

PITCHER		IP	WLS	BF	H	R	ER	SO	BB	IBB	HBP	BLK	WP	HR	S	P	ERA	WHIP
37 Max Scherzer, R ERA: 3.1	(1, 1)	7.0	W	26	4	3	3	9	1	0	0	0	0	2	71	109	3.86	0.714
62 Al Alburquerque, R ERA: 2.37	(8, 1)	0.2	H	3	0	0	0	2	1	0	0	0	0	0	10	19	0.00	1.500
33 Drew Smyly, L ERA: 2.25	(8, 1)	0.1	H	1	0	0	0	1	0	0	0	0	0	0	5	7	0.00	0.000
53 Joaquín Benoit, R ERA: 1.89	(9, 1)	1.0	S	4	1	0	0	2	0	0	0	0	0	0	12	14	0.00	1.000

PITCHER	IP	WLS	BF	H	R	ER	SO	BB	IBB	HBP	BLK	WP	HR	S	P	ERA	WHIP

Batter	1	2	3	4	5	6	7	8	9	10	AB	R	H	RBI	BB	SO	LOB
14 Austin Jackson, R (1, 8) OBP: 0.381, SLG: 0.409	B FF 93 B FF 93 B FF 93 B FF 94 4-0 24 G5-3 BB		C SL 83 X FF 96 0-1 HR	C FF 96 C FF 96 B FF 98 B SL 89 F SL 86 S FF 97 2-3 ③ K			B CH 85 C CH 85 B CH 86 B SI 90 B SI 94 4-1 BB		C SI 97 B FF 96 F SI 97 B FF 99 X CH 85 2-2 ② P5		3	1	1	1	2	1	1
12 Andy Dirks, L (1, 7) OBP: 0.302, SLG: 0.349 34 Avisaíl García, R (7, PH) OBP: 0.276, SLG: 0.378 (7, 9)	B SL 86 C FF 92 B SL 86 B FF 92 C FF 93 C SL 87 1 SAFE 3-3 ① K		C FF 93 F FF 95 X SL 87 0-2 ① G4-3		B FF 93 B SL 84 C FF 94 F FF 92 F FF 94 X FF 95 2-2 ① G6-3		S FF 93 B FF 92 F SI 92 B FF 93 C CH 85 2-3 ② K		S CH 86 B SI 98 S SI 96 S SI 98 1-3 ③ K		3 2	0 0	0 0	0 0	0 0	1 2	1 2
24 Miguel Cabrera, R (1, 5) OBP: 0.463, SLG: 0.676	F FF 95 F FF 97 1 SAFE D SL 90 B FF 95 F FF 96 D SL 88 X SL 88 3-2 ② G5-3 1-2		X FF 95 0-0 27 WP 41 1B 27 1B		B FF 95 F FF 95 B SL 96 B SL 85 B SL 84 4-1 41 WP BB		S FF 94 X FF 93 0-1 ③ G5-3			S SI 96 F SI 98 B FF 100 B SI 98 S CH 86 2-3 ① K	4	1	1	0	1	1	2
28 Prince Fielder, L (1, 3) OBP: 0.375, SLG: 0.475	B FF 96 B SL 86 B SL 87 F SL 87 B FF 94 4-1 BB		X FF 95 0-0 ② L8		C FF 93 B FF 95 F SI 95 B FF 96 X SI 96 2-2 ② L7			C CU 79 X FF 90 0-1 ① F8		B CH 85 B CH 84 F SI 97 C SI 98 X FF 100 2-2 ② G3-1	4	0	0	0	1	0	2
41 Victor Martinez, S (1, 10) OBP: 0.287, SLG: 0.337	C FF 95 F FF 96 B FF 97 S SL 89 1-3 ③ K		B FF 96 C SL 86 X FF 95 1-1 27 WP 27 1B 1-2 1B		C SL 86 F FF 96 B SL 87 B SL 86 X SL 86 2-2 ③ G4-3 1-3			B FF 90 B CU 78 C FF 90 X FF 91 2-1 E8 1B		X FF 97 0-0 27 FC5-4 1B	5	1	3	0	0	1	3
27 Jhonny Peralta, R (1, 6) OBP: 0.373, SLG: 0.465		F FF 91 B FF 94 C SL 87 F SL 85 X SL 86 1-2 ① G5-3	T FF 95 S SL 88 B FF 96 X SL 87 1-2 1-H 2-H 1B			B FF 92 B FF 93 S CH 85 C SI 93 T FF 93 2-2 ① K		B FS 80 F FS 80 X FF 90 1-1 ② F9		F CH 85 S CH 86 D CH 86 X CH 86 1-2 ③ FC5-4 1-2f	5	0	1	2	0	1	2
32 Don Kelly, L (1, 9) OBP: 0.319, SLG: 0.360 (7, 7)		C FF 94 C FF 95 X SL 87 0-2 ② G6-3	C SL 86 B FF 95 X FF 96 1-1 ③ G4-3			C FF 94 B FC 88 C CH 86 S SI 92 1-3 ② K		C CU 78 X FS 81 0-1 ③ G5-3			4	0	0	0	0	1	2
4 Omar Infante, R (1, 4) OBP: 0.329, SLG: 0.419		B SI 95 B FF 96 X FF 93 2-0 2B		B FF 94 C FF 95 B FF 93 B SL 84 C SL 84 X SL 84 3-2 ① F8		X SI 92 0-0 ③ G5-3			C SI 93 X FF 96 0-1 ① G3		4	0	1	0	0	0	0
55 Brayan Peña, S (1, 2) OBP: 0.323, SLG: 0.388		C SL 86 X FF 96 0-1 ③ G5-3		C FF 95 C FF 96 B SL 85 F SL 88 X SL 85 1-2 ② G4-3		B FF 92 B SI 92 F SI 93 X FF 91 2-1 ① F9			S CH 82 B CH 85 F FF 96 B FF 99 F CH 85 X CH 83 2-2 2B	4	0	1	0	0	0	1
Inning Stats	R: 0 E: 0 K: 2 S: 11 H: 0 LOB: 2 BB: 2 P: 26	R: 0 E: 0 K: 0 S: 10 H: 1 LOB: 1 BB: 0 P: 13	R: 3 E: 0 K: 0 S: 14 H: 4 LOB: 1 BB: 0 P: 17	R: 0 E: 0 K: 1 S: 11 H: 0 LOB: 0 BB: 0 P: 17	R: 0 E: 0 K: 0 S: 11 H: 0 LOB: 1 BB: 1 P: 21	R: 0 E: 0 K: 2 S: 7 H: 0 LOB: 0 BB: 0 P: 10	R: 0 E: 0 K: 1 S: 8 H: 0 LOB: 1 BB: 1 P: 16	R: 0 E: 1 K: 0 S: 8 H: 1 LOB: 1 BB: 0 P: 11	R: 0 E: 0 K: 1 S: 12 H: 1 LOB: 1 BB: 0 P: 17	R: 0 E: 0 K: 1 S: 10 H: 1 LOB: 1 BB: 0 P: 15	1B: 5 2B: 2 3B: 0 HR: 1	SF: 0 SAC: 0 DP: 0 HBP: 0						

PITCHER		IP	WLS	BF	H	R	ER	SO	BB	IBB	HBP	BLK	WP	HR	S	P	ERA	WHIP
22 Chris Archer, R ERA: 4.4	(1, 1)	5.0		23	5	3	3	3	3	0	0	0	2	1	57	94	5.40	1.600
54 Alex Torres, L ERA: 0.39	(6, 1)	2.0		7	0	0	0	3	1	0	0	0	0	0	15	26	0.00	0.500
62 Joel Peralta, R ERA: 3.03	(8, 1)	1.0		4	1	0	0	0	0	0	0	0	0	0	8	11	0.00	1.000
56 Fernando Rodney, R ERA: 4.54	(9, 1)	2.0	W	8	2	0	0	2	0	0	0	0	0	0	22	32	0.00	1.000

PITCHER	IP	WLS	BF	H	R	ER	SO	BB	IBB	HBP	BLK	WP	HR	S	P	ERA	WHIP

TOP

Detroit Tigers @ Tampa Bay Rays

Tropicana Field, St. Petersburg, FL

Sat Jun 29 2013, 7:17 PM - 10:41 PM EDT

Att. 23,809 - Dome - 72 F

livebaseballscorecards.com

AB	38
R	3
H	8
RBI	3
BB	4
SO	8
LOB	16

1B: 5	SF: 0	WP: 3	PA: 42
2B: 2	SAC: 0	PB: 0	
3B: 0	DP: 0	SB: 0	
HR: 1	HBP: 0	CS: 0	

Detroit Tigers @ Tampa Bay Rays

Tropicana Field, St. Petersburg, FL

Sat Jun 29 2013, 7:17 PM - 10:41 PM EDT

Att. 23,809 - Dome - 72 F

livebaseballscorecards.com

Batter	1	2	3	4	5	6	7	8	9	10	AB	R	H	RBI	BB	SO	LOB
20 Matt Joyce, L (1, 7) OBP: 0.328, SLG: 0.477	S FF 91 F FF 90 X CH 84 0-2 ① G3-1		F FF 89 X CH 80 0-1 ① L9		B FF 89 C FF 90 S FF 90 X CU 78 1-2 E3 18 1B 21 1B		C CH 84 B CU 77 B CU 77 B CH 84 B FF 92 4-1 18 1B BB		F SI 91 B SI 93 S FC 86 F FC 87 S FC 87 1-3 ② K		3	1	0	0	1	0	0
1 Sean Rodríguez, R (9, PH) OBP: 0.309, SLG: 0.372 (10, 7)											1	0	0	0	0	1	0
8 Desmond Jennings, R (1, 8) OBP: 0.315, SLG: 0.430	B FF 91 C SL 86 C FF 92 X CU 78 1-2 ② G5-3		X FF 90 0-0 18 G4-3 3B		C FF 94 S FF 95 1 SAFE B FF 94 F CH 85 S SL 86 1-3 ① K		C FF 96 1 SAFE 1 SAFE L FF 94 B FF 96 C CU 79 1-3 ① K		B KC 81 C SI 92 F FC 87 B FC 88 S SI 93 2-3 ③ K		5	1	1	0	0	3	2
18 Ben Zobrist, S (1, 4) OBP: 0.364, SLG: 0.397	C FF 91 B CH 85 B CH 83 B FF 94 F FF 92 X FF 94 3-2 21 1B 1B		X FF 94 0-0 ② G4-3 3-H		X FF 96 0-0 21 1B 1-3 1B		1 SAFE B CU 77 X CH 86 1-0 21 G4-6-3 1-3 1B			X FF 100 0-0 ① F8	5	0	3	1	0	0	0
21 James Loney, L (1, 3) OBP: 0.367, SLG: 0.474	1 SAFE B CH 84 F FF 93 F FF 93 1 SAFE B CU 78 X CU 78 2-2 1-3 1B		B CH 83 X CH 85 1-0 ③ L9		C CU 80 C FF 97 F FF 98 X FF 97 0-2 9 G6-4-3 1-2 3-H 1B		X CH 88 0-0 ② ③ G4-6-3 1-2f			S FF 100 X FF 100 0-1 11 WP 9 1B 11 1B 1B	5	0	3	1	0	0	2
5 Sam Fuld, L (10, PR) OBP: 0.252, SLG: 0.284											0	1	0	0	0	0	0
9 Wil Myers, R (1, 9) OBP: 0.314, SLG: 0.500	B FF 95 B FF 96 B SL 86 F FF 96 S FF 96 X FF 97 3-2 ③ F9			C SL 86 B CU 78 S FF 95 X CU 80 1-2 30 G4-6-3 1B	S FF 98 B FF 97 F FF 99 X SL 83 1-2 ② ③ G6-4-3 1-2f			C SL 85 F SL 86 F CH 86 X SL 87 0-2 ① G6-3		B FF 97 X FF 98 1-0 11 1B 11 WP 1-2 1B	5	0	2	0	0	0	4
30 Luke Scott, L (1, 10) OBP: 0.320, SLG: 0.403		X FF 90 0-0 ① F7		C FF 94 1 SAFE B FF 94 B FF 94 1 SAFE X CH 85 2-1 ① ② G4-6-3 1-2f	S CH 83 C CU 77 X CU 78 0-2 ① G4-3			B CU 78 X CH 84 1-0 HR		B FF 100 S CH 92 S CH 91 B SL 88 B FF 100 F FF 100 S CH 91 3-3 ② K	5	1	1	1	0	1	3
11 Yunel Escobar, R (1, 6) OBP: 0.307, SLG: 0.357		B FF 90 F FF 90 X FF 91 1-1 1B		C SL 86 B CU 80 B CU 77 B SL 85 B FF 96 4-1 28 BB BB	B SL 84 C SL 85 S FF 95 F FF 96 B FF 96 X FF 96 2-2 ② F9			C FF 96 B CU 78 X SL 88 1-1 ② G6-3		B SL 90 B FF 100 X FF 100 2-0 1-3 2-H 1B	4	0	2	1	1	0	0
28 José Molina, R (1, 2) OBP: 0.314, SLG: 0.324	1 SAFE 1 SAFE F FF 91 1 SAFE F FF 93 B SL 87 1 SAFE S CU 80 1-3 ② K			B FF 94 C SL 84 1 SAFE B FF 93 B FF 95 B FF 94 4-1 2 FC5-4 1-2 BB	C CU 78 B CU 78 B SL 85 B SL 85 B FF 95 4-1 BB			B SL 84 C FF 96 T FF 97 S FF 97 1-3 ③ K			2	0	0	0	2	2	1
2 Kelly Johnson, L (1, 5) OBP: 0.310, SLG: 0.430	1 SAFE 1 SAFE S CH 84 X CH 85 0-1 ③ L4			X FF 95 0-0 ③ FC5-4 1-2f	S FF 88 C CU 78 X CU 79 0-2 ③ L9				C SI 90 B SI 92 C SI 93 S FC 87 1-3 ① K2-3		3	0	0	0	0	0	4
19 Ryan Roberts, R (9, PH) OBP: 0.292, SLG: 0.346 (10, 5)											1	0	0	0	0	1	0
Inning Stats	R: 0 H: 2 E: 0 LOB: 2 K: 0 BB: 0 S: 15 P: 24	R: 0 H: 1 E: 0 LOB: 1 K: 1 BB: 0 S: 8 P: 10	R: 1 H: 1 E: 0 LOB: 0 K: 0 BB: 0 S: 5 P: 6	R: 0 H: 1 E: 0 LOB: 2 K: 0 BB: 2 S: 8 P: 19	R: 1 H: 2 E: 1 LOB: 1 K: 1 BB: 0 S: 15 P: 18	R: 0 H: 0 E: 0 LOB: 1 K: 0 BB: 1 S: 11 P: 17	R: 0 H: 1 E: 0 LOB: 1 K: 1 BB: 1 S: 6 P: 12	R: 1 H: 1 E: 0 LOB: 0 K: 1 BB: 0 S: 10 P: 13	R: 0 H: 0 E: 0 LOB: 0 K: 3 BB: 0 S: 10 P: 14	R: 1 H: 3 E: 0 LOB: 2 K: 1 BB: 0 S: 9 P: 15	1B: 10 SF: 0 2B: 0 SAC: 0 3B: 1 DP: 3 HR: 1 HBP: 0						

	AB	39
	R	4
	H	12
	RBI	4
	BB	4
	SO	8
	LOB	16

WP: 1 PA: 43
PB: 0
SB: 0
CS: 0

PITCHER		IP	WLS	BF	H	R	ER	SO	BB	IBB	HBP	BLK	WP	HR	S	P	ERA	WHIP
35 Justin Verlander, R ERA: 3.77	(1, 1)	8.0		35	9	3	2	4	4	0	0	0	0	1	78	119	2.25	1.625
33 Drew Smyly, L ERA: 2.2	(9, 1)	1.0		3	0	0	0	3	0	0	0	0	0	0	10	14	0.00	0.000
43 Bruce Rondón, R ERA: 12.0	(10, 1)	0.2	L	5	3	1	1	1	0	0	0	0	1	0	9	15	13.50	4.500

PITCHER	IP	WLS	BF	H	R	ER	SO	BB	IBB	HBP	BLK	WP	HR	S	P	ERA	WHIP

Batter	1	2	3	4	5	6	7	8	9	AB	R	H	RBI	BB	SO	LOB
14 Austin Jackson, R (1, 8) OBP: 0.374, SLG: 0.401	C FF 90 B FF 91 F CU 74 B FF 91 S FF 91 2-3 ① **K**		B CH 80 B FF 91 S CH 80 S FF 91 S CH 80 2-3 ② **K**		B SI 91 C CU 74 X CU 78 1-1 ② **G6-3**		B FF 96 C FF 94 F FF 95 F FF 97 X SL 88 1-2 ② **FC5-2** **1-2** **2-3** **3-Hf**			4	0	0	0	0	2	4
48 Torii Hunter, R (1, 9) OBP: 0.341, SLG: 0.410	B FF 90 B CH 79 B SI 91 C FF 90 X SI 91 3-1 24 G5-4-3 1B		X FF 90 0-0 ③ **F9**		B CH 80 X CH 81 1-0 ③ **P4**		L FF 97 B FF 96 X SI 96 1-1 ③ **L8**			4	0	1	0	0	0	4
24 Miguel Cabrera, R (1, 5) OBP: 0.461, SLG: 0.680	B SI 90 X SI 91 1-0 ②③ **G5-4-3** **1-2f**			X CU 76 0-0 **HR**		B FF 90 X FF 90 1-0 ① **P4**		B FF 93 B FF 94 B FF 95 C FF 94 X FF 93 3-1 ① **L5**		4	1	1	1	0	0	1
28 Prince Fielder, L (1, 3) OBP: 0.370, SLG: 0.469		C FF 91 X FF 91 0-1 ① **L8**		C FF 90 X CH 80 0-1 ① **L3-4-1**		X FF 91 0-0 ② **F7**		S FS 83 B CU 79 B FS 82 F CU 79 S FS 82 2-3 ② **K**		4	0	0	0	0	1	0
41 Victor Martinez, S (1, 10) OBP: 0.290, SLG: 0.337		C CH 80 B CU 78 B FF 91 F FF 91 F CH 81 B FF 92 B CH 81 4-2 **BB**		B CU 75 X FF 91 1-0 4 FC1-5 12 BB 1B		X SI 91 0-0 ③ **G5-3**		C FS 83 B CU 79 F FS 81 F FF 90 B FS 81 F FF 91 B FS 82 F FF 91 X FF 91 3-2 ③ **G6-3**		3	0	1	0	1	0	0
12 Andy Dirks, L (1, 7) OBP: 0.305, SLG: 0.353		C FF 91 F SI 91 F FF 90 B FF 91 S CU 78 1-3 ② **K**		D FF 91 F FF 90 B CH 79 B FF 89 B CH 80 4-1 4 FC1-5 **1-2** **BB**			C FF 89 X CU 77 0-1 4 1B 14 FC5-2 2B		B SI 95 B CH 82 B SI 93 C FF 96 C SI 96 C FF 96 3-3 ① **K**	3	0	1	0	1	2	1
4 Omar Infante, R (1, 4) OBP: 0.331, SLG: 0.423		S CH 80 B FF 91 F FF 91 S CH 80 1-3 ③ **K**		B SI 91 C SI 90 F CH 80 X CH 79 1-2 ② **FC1-5** **1-2** **2-3f**			X CH 80 0-0 14 FC5-2 27 BB **2-3** 1B		B SI 97 C SI 96 X CH 84 1-1 **2B**	4	0	2	0	0	1	3
39 Ramon Santiago, S (1, 6) OBP: 0.224, SLG: 0.245 27 Jhonny Peralta, R (7, PH) OBP: 0.374, SLG: 0.463 (7, 6)			B FF 90 B FF 90 F FF 89 S CH 80 B CH 81 F FF 90 F FF 90 C FF 90 3-3 ① **K**	S CH 80 D CH 78 X FF 90 1-1 ③ **F7**			B FF 91 C CH 79 D FF 90 F SI 91 B SI 90 D CH 81 4-2 14 FC5-2 **1-2** **BB**		F SI 97 B SI 97 B SI 98 B SI 95 F SI 97 S FF 98 3-3 ② **K**	2 1	0 0	0 0	0 0	0 1	1 1	2 1
50 Bryan Holaday, R (1, 2) OBP: 0.286, SLG: 0.308 55 Brayan Peña, S (9, PH) OBP: 0.320, SLG: 0.385			X FF 90 0-0 **2B**		C CH 79 S CH 79 F CH 80 B FF 90 S CU 77 1-3 ① **K2-3**		B SI 95 F SI 95 X FF 95 1-1 ① **F9**		C SI 98 B SI 98 C FF 99 B FF 98 X FF 97 2-2 ③ **P6**	3 1	0 0	1 0	0 0	0 0	1 0	3 1
Inning Stats	R: 0 E: 0 K: 1 S: 6 H: 1 LOB: 0 BB: 0 P: 12	R: 0 E: 0 K: 2 S: 12 H: 0 LOB: 1 BB: 1 P: 18	R: 0 E: 0 K: 2 S: 10 H: 1 LOB: 1 BB: 0 P: 15	R: 1 E: 0 K: 0 S: 10 H: 2 LOB: 2 BB: 1 P: 17	R: 0 E: 0 K: 1 S: 7 H: 0 LOB: 0 BB: 0 P: 10	R: 0 E: 0 K: 0 S: 3 H: 0 LOB: 0 BB: 0 P: 4	R: 0 E: 0 K: 0 S: 13 H: 2 LOB: 3 BB: 1 P: 20	R: 0 E: 0 K: 1 S: 11 H: 0 LOB: 0 BB: 0 P: 19	R: 0 E: 0 K: 2 S: 11 H: 1 LOB: 1 BB: 0 P: 20	1B: 3 2B: 3 3B: 0 HR: 1 SF: 0 SAC: 0 DP: 1 HBP: 0						

PITCHER		IP	WLS	BF	H	R	ER	SO	BB	IBB	HBP	BLK	WP	HR	S	P	ERA	WHIP
58 Jeremy Hellickson, R ERA: 4.9	(1, 1)	6.0	W	26	6	1	1	6	3	0	0	0	0	1	53	85	1.50	1.500
57 Jake McGee, L ERA: 4.83	(7, 1)	1.0	H	3	0	0	0	0	0	0	0	0	0	0	8	11	0.00	0.000
43 Kyle Farnsworth, R ERA: 5.24	(8, 1)	0.1	H	1	0	0	0	0	0	0	0	0	0	0	2	5	0.00	0.000
62 Joel Peralta, R ERA: 2.97	(8, 1)	0.2	H	2	0	0	0	1	0	0	0	0	0	0	9	14	0.00	0.000
56 Fernando Rodney, R ERA: 4.41	(9, 1)	1.0	S	4	1	0	0	2	0	0	0	0	0	0	11	20	0.00	1.000

PITCHER	IP	WLS	BF	H	R	ER	SO	BB	IBB	HBP	BLK	WP	HR	S	P	ERA	WHIP

TOP

Detroit Tigers @ Tampa Bay Rays

Tropicana Field, St. Petersburg, FL

Sun Jun 30 2013, 1:43 PM - 4:31 PM EDT

Att. 23,427 - Dome - 72 F

livebaseballscorecards.com

AB	33
R	1
H	7
RBI	1
BB	3
SO	9
LOB	20

PA: 36

WP: 0
PB: 0
SB: 0
CS: 0

BOTTOM

Detroit Tigers @ Tampa Bay Rays

Tropicana Field, St. Petersburg, FL

Sun Jun 30 2013, 1:43 PM - 4:31 PM EDT

Att. 23,427 - Dome - 72 F

Batter	1	2	3	4	5	6	7	8	9	AB	R	H	RBI	BB	SO	LOB
20 Matt Joyce, L (1, 7) OBP: 0.324, SLG: 0.469	C SI 89 X SI 91 0-1 G3		F FF 92 S CU 78 B SI 93 S CU 78 1-3 K	B SI 90 X CH 84 1-0 L3 1-1			F SI 94 X SI 94 0-1 F7			4	0	0	0	0	1	3
8 Desmond Jennings, R (1, 8) OBP: 0.314, SLG: 0.430	B FF 89 X SI 92 1-0 G5-3		C CU 78 S SI 93 B FF 93 X SI 92 1-2 G3		B SI 88 C SI 88 B CU 76 X SI 90 2-1 G5-3		S SI 94 F CH 84 X SI 94 0-2 18 G6-3 2B			4	0	1	0	0	0	0
18 Ben Zobrist, S (1, 4) OBP: 0.363, SLG: 0.393	H FF 94 1-0 21 CS HBP		B FF 94 S CH 85 B CH 65 B SI 91 S SI 92 X FF 94 3-2 P5		B CU 76 C SI 90 C CU 78 F FF 92 X CU 80 1-2 G3-1		S CH 84 X SL 79 0-1 G6-3 2-3			3	0	0	0	0	0	1
21 James Loney, L (1, 3) OBP: 0.365, SLG: 0.475	C CH 83 0-1 CS 1-2	C CU 77 C FF 93 B CU 80 X FF 94 1-2 30 G4-3 59 1B 2B		C SI 89 B SL 84 C CU 77 X FF 92 1-2 G5-3	B CH 82 B CH 83 C FF 89 F SI 90 B CU 80 X CH 84 3-2 G2-3		B SL 80 C SL 79 X SI 95 1-1 G6-3			4	1	1	0	0	0	1
9 Wil Myers, R (1, 9) OBP: 0.309, SLG: 0.481 5 Sam Fuld, L (9, 9) OBP: 0.252, SLG: 0.284		X FF 93 0-0 G6-3		C SI 91 F FF 92 B SI 92 F CU 78 X SL 86 1-2 2 1B 30 1B 59 1B 1B		C SI 90 B CU 78 S SI 92 F SI 92 S SI 91 1-3 K		F FF 99 C SL 86 S SL 87 0-3 K		4 0	1 0	1 0	0 0	0 0	2 0	1 0
30 Luke Scott, L (1, 10) OBP: 0.324, SLG: 0.405		C CH 84 B FF 94 B FF 90 X CH 83 2-1 G4-3 2-3		X SI 91 0-0 59 1B 2 1B 11 BB 1-2 1B		B SI 90 C SI 91 X SI 92 1-1 59 1B 1B		F FF 98 F FF 98 B CH 89 F SL 87 B FF 98 X FF 99 2-2 F8		4	1	2	0	0	0	1
2 Kelly Johnson, L (1, 5) OBP: 0.313, SLG: 0.429		B CU 79 C CU 77 B FF 93 C SI 94 D CU 80 B SI 93 4-2 59 1B BB		D FF 91 X CH 82 1-0 11 BB 59 1B 1-2 2-3 1B		B SI 91 S SI 91 B CU 76 S SI 91 B SI 92 F SI 92 X FF 92 3-2 F7		B FF 99 X FF 98 1-0 F7		3	0	1	0	1	0	1
59 Jose Lobaton, S (1, 2) OBP: 0.329, SLG: 0.417		C SI 93 X CH 84 0-1 1-2 3-H 1B		B SI 91 B SI 91 B SI 93 C SI 92 X SI 93 3-1 11 BB 1-2 2-3 3-H 1B		B FF 90 B FF 92 X FF 91 2-0 1-2 1B				3	0	3	2	0	0	0
11 Yunel Escobar, R (1, 6) OBP: 0.307, SLG: 0.355		C FF 91 S SI 92 B SI 93 B CU 81 S SI 92 2-3 K		B SI 92 B SI 93 B SI 94 C SI 92 C SI 93 B SI 93 4-2 20 L3 1-2 2-3 3-H BB		X SI 91 0-0 G5-3				2	0	0	1	1	1	4
Inning Stats	R: 0 E: 0 K: 0 S: 4 H: 0 LOB: 0 BB: 0 P: 6	R: 1 E: 0 K: 1 S: 13 H: 2 LOB: 2 BB: 1 P: 22	R: 0 E: 0 K: 1 S: 9 H: 0 LOB: 0 BB: 0 P: 14	R: 2 E: 0 K: 0 S: 14 H: 4 LOB: 2 BB: 1 P: 25	R: 0 E: 0 K: 0 S: 9 H: 0 LOB: 0 BB: 0 P: 15	R: 0 E: 0 K: 1 S: 12 H: 2 LOB: 2 BB: 0 P: 19	R: 0 E: 0 K: 0 S: 9 H: 1 LOB: 1 BB: 0 P: 10	R: 0 E: 0 K: 1 S: 8 H: 0 LOB: 0 BB: 0 P: 11		1B: 7 2B: 3 3B: 0 HR: 0 SF: 0 SAC: 0 DP: 1 HBP: 1				WP: 0 PB: 0 SB: 0 CS: 1 PA: 35		

livebaseballscorecards.com

	AB	31
	R	3
	H	9
	RBI	3
	BB	2
	SO	4
	LOB	12

PITCHER		IP	WLS	BF	H	R	ER	SO	BB	IBB	HBP	BLK	WP	HR	S	P	ERA	WHIP
21 Rick Porcello, R ERA: 5.21	(1, 1)	6.0	L	27	8	3	3	3	2	0	1	0	0	0	61	101	4.50	1.667
40 Phil Coke, L ERA: 6.29	(7, 1)	1.0		4	1	0	0	0	0	0	0	0	0	0	9	10	0.00	1.000
43 Bruce Rondón, R ERA: 9.0	(8, 1)	1.0		3	0	0	0	1	0	0	0	0	0	0	8	11	0.00	0.000

PITCHER	IP	WLS	BF	H	R	ER	SO	BB	IBB	HBP	BLK	WP	HR	S	P	ERA	WHIP

Batter	1	2	3	4	5	6	7	8	9	AB	R	H	RBI	BB	SO	LOB
8 Desmond Jennings, R (1, 8) OBP: 0.318, SLG: 0.428	C FF 88 X SL 78 0-1 ① G5-3	D SL 79 B SI 90 B FF 91 C FF 91 F FF 91 F SI 91 F FF 92 F SL 81 B SI 91 4-2 1-2 BB		C FF 90 S FF 88 F SL 81 F FF 89 B CH 79 X SL 80 1-2 ② G1-6-3	F FF 94 F FF 95 B CU 81 B CU 81 X CH 84 2-2 ③ G6-3 1-2		B FF 95 C CH 83 X FF 94 1-1 1-2 2-H 9 1B 1 1B 1B	D SL 85 C FF 92 B FF 93 B FF 93 B FF 93 4-1 2-3 1 2B BB		4	2	1	1	2	0	2
1 Sean Rodríguez, R (1, 7) (8, 3) OBP: 0.330, SLG: 0.413	X FF 90 0-0 11 BB 2B	C SL 79 X SI 90 0-1 ③ L8		F FF 87 S CH 79 B FF 89 B CH 78 X CH 79 2-2 1B		X FF 94 0-0 ① F8	S CU 75 B CU 77 B FF 93 B CH 83 X FF 94 3-1 18 BB 1-2 2-H 9 1B 1B	C FF 94 B SL 86 B FF 93 B FF 94 C FF 92 X FF 94 3-2 1-H 3-H 2B		6	0	4	3	0	0	2
9 Wil Myers, R (1, 10) OBP: 0.328, SLG: 0.466	B SL 77 S CH 77 B FF 91 S CH 77 B SL 81 F SI 91 F CH 77 D SI 92 4-2 11 BB BB		S CU 73 B FF 90 B CH 79 F FF 90 F SL 80 B CH 79 B SI 91 4-2 18 2B 21 SF7 BB	S FF 90 S FF 87 B FF 88 F SL 81 B CH 80 S FF 89 2-3 ③ K		C FF 95 B FF 95 S CH 84 C CU 80 1-3 ② K	C SL 84 F FF 94 D SL 86 X FF 94 1-2 1-2 2-H 18 BB 1B	C KC 76 F SI 90 S CH 85 D CH 85 S FF 92 2-3 ③ K		4	1	1	1	2	3	2
18 Ben Zobrist, S (1, 4) (8, 6) OBP: 0.363, SLG: 0.393	B SI 90 B CH 78 X SI 90 2-0 ② F8		L SL 78 D CH 78 F SI 90 B SL 82 X SI 90 2-2 1-3 19 HR 2B		C FF 88 B CH 78 F FF 88 F SL 81 B SL 81 X CH 80 2-2 ① L7	B FF 96 F FF 96 B CU 76 F FF 95 S CU 80 2-3 ③ K	B FF 93 B CU 78 B FF 93 C FF 92 B FF 93 4-1 1-2 2-3 11 FC6-4 BB		X SI 90 0-0 ① F8	5	1	1	0	1	1	2
11 Yunel Escobar, R (1, 6) OBP: 0.308, SLG: 0.351 2 Kelly Johnson, L (8, 5) OBP: 0.311, SLG: 0.427	C SL 78 B FF 91 D SL 79 B FF 91 B SI 90 4-1 1-2 2-3 BB		B SL 79 B FF 90 B FF 90 C FF 91 C CH 80 F SL 81 F FF 91 C SL 80 3-3 ① K		B FF 91 C SL 77 B SI 89 B SI 89 B SI 87 4-1 19 1B 59 1B BB		B SL 87 F FF 96 X SL 86 1-2 ① F9 B SL 87 F FF 96 X SL 86 1-1 ③ FC6-4 1-2!		S SL 82 F SL 83 B SI 91 F FF 91 B KC 78 F SL 82 F FF 91 F SI 91 S KC 78 2-3 ② K	3 1	1 0	0 0	0 0	2 0	1 1	5 0
21 James Loney, L (1, 3) OBP: 0.364, SLG: 0.473 20 Matt Joyce, L (8, PH) (8, 7) OBP: 0.321, SLG: 0.465	C SL 79 B SI 91 S SL 80 S SL 81 1-3 ③ K		C SL 80 X SL 81 0-1 ② SF7 3-H	C SI 89 1 SAFE F SL 80 S SL 80 0-3 ② K		X FF 95 0-0 59 1B 5 1B 1B	C FF 91 F FF 92 B CU 82 B SL 86 X FF 93 2-2 ① F7	B FF 91 F SI 91 S SL 83 F SI 92 F SI 92 S SL 84 1-3 ③ K	3 2	1 0	1 0	1 0	0 0	2 1	4 0
19 Ryan Roberts, R (1, 5) (8, 4) OBP: 0.303, SLG: 0.402		C FF 89 X SL 77 0-1 ① G6-3	X SL 79 0-0 2-H HR	C FF 90 X FF 88 0-1 59 1B 1-2 5 1B 1B		F FF 93 B CU 76 F FF 94 S CU 79 1-3 ② K	B FF 93 C FF 93 S SL 85 B SL 88 X SL 86 2-2 HR		5	3	3	3	0	1	1
59 Jose Lobaton, S (1, 2) OBP: 0.338, SLG: 0.424		C FF 90 X FF 92 0-1 ② G1-3	F FF 91 X FF 88 0-1 ③ P2	S FF 87 F FF 88 D CH 79 X FF 87 1-2 5 1B 1-3 2-H 1B		B FF 96 X CH 84 1-0 5 1B 8 1B 1-3 1B	C FF 92 X SL 85 0-1 8 PB 5 G1 1 2B 1B		5	2	3	1	0	0	0
5 Sam Fuld, L (1, 9) OBP: 0.268, SLG: 0.300		C FF 90 B SL 80 C SL 79 X SI 91 1-2 8 BB 1B		X FF 90 0-0 ① F9	C SI 90 C SL 80 X SL 82 0-2 8 WP 1-3 3-H 1B		C CU 75 F CU 78 B CU 80 F FF 96 F CU 80 X CU 78 1-2 8 1B 1 1B 1-2 3-H 1B	X FF 92 0-0 ② G1 1-2		5	1	3	2	0	0	1
Inning Stats	R: 0 H: 1 E: 0 LOB: 3 K: 1 BB: 2 S: 12 P: 23	R: 0 H: 1 E: 0 LOB: 2 K: 0 BB: 1 S: 14 P: 19	R: 3 H: 2 E: 0 LOB: 0 K: 1 BB: 1 S: 16 P: 25	R: 0 H: 1 E: 0 LOB: 1 K: 1 BB: 0 S: 13 P: 18	R: 2 H: 3 E: 0 LOB: 2 K: 1 BB: 1 S: 19 P: 28	R: 0 H: 0 E: 0 LOB: 0 K: 2 BB: 0 S: 7 P: 10	R: 4 H: 6 E: 0 LOB: 3 K: 1 BB: 1 S: 23 P: 37	R: 3 H: 3 E: 0 LOB: 1 K: 1 BB: 1 S: 16 P: 29	R: 0 H: 0 E: 0 LOB: 0 K: 2 BB: 0 S: 13 P: 16	1B: 12 SF: 1 2B: 3 SAC: 0 3B: 0 DP: 0 HR: 2 HBP: 0						

PITCHER		IP	WLS	BF	H	R	ER	SO	BB	IBB	HBP	BLK	WP	HR	S	P	ERA	WHIP
60 Dallas Keuchel, L ERA: 4.65	(1, 1)	4.2	L	27	8	5	5	4	5	0	0	0	0	1	71	108	9.64	2.786
56 Paul Clemens, R ERA: 5.14	(5, 1)	2.0		11	5	4	4	3	0	0	0	0	1	0	27	40	18.00	2.500
62 Hector Ambriz, R ERA: 5.4	(7, 1)	1.0		9	4	3	3	0	2	0	0	0	0	1	19	36	27.00	6.000
53 Wesley Wright, L ERA: 4.2	(8, 1)	1.1		4	0	0	0	3	0	0	0	0	0	0	16	21	0.00	0.000

PITCHER	IP	WLS	BF	H	R	ER	SO	BB	IBB	HBP	BLK	WP	HR	S	P	ERA	WHIP

TOP

Tampa Bay Rays @ Houston Astros

Minute Maid Park, Houston, TX

Mon Jul 01 2013, 7:11 PM - 10:41 PM CDT

Att. 12,705 - Roof Closed - 73 F

livebaseballscorecards.com

AB	43
R	12
H	17
RBI	12
BB	7
SO	10
LOB	19

WP: 1 PA: 51
PB: 1
SB: 0
CS: 0

Tampa Bay Rays @ Houston Astros

Minute Maid Park, Houston, TX

Mon Jul 01 2013, 7:11 PM - 10:41 PM CDT

Att. 12,705 - Roof Closed - 73 F

livebaseballscorecards.com

BOTTOM

Batter	1	2	3	4	5	6	7	8	9	AB	R	H	RBI	BB	SO	LOB
10 Jake Elmore, R (1, 6) OBP: 0.296, SLG: 0.308	P6		1B			P6			L7	4	0	1	0	0	0	0
27 Jose Altuve, R (1, 4) OBP: 0.327, SLG: 0.373 22 Carlos Corporán, S (9, 3) OBP: 0.345, SLG: 0.455	15 G3 BB		K			F9			G6-3	2 0 0 0 1 1 1 1 0 0 0 0 0 0						
15 Jason Castro, L (1, 2) OBP: 0.325, SLG: 0.473	G3 1-2f			23 1B BB		K2-3			K	3	0	0	0	1	2	1
23 Chris Carter, R (1, 3) OBP: 0.322, SLG: 0.451 59 Marc Krauss, L (9, 7) OBP: 0.091, SLG: 0.182		K		30 G4-6-3 1B 1-3			K			3 0 1 0 0 2 0 0 0 0 0 0 0 0						
14 J.D. Martinez, R (1, 7) OBP: 0.271, SLG: 0.396 (9, 9)		K		K			G2-3			3	0	0	0	0	2	2
30 Matt Dominguez, R (1, 5) OBP: 0.258, SLG: 0.396 29 Brett Wallace, L (9, 5) OBP: 0.152, SLG: 0.227	BB			G4-6-3 1-2f			G3			2 0 0 0 1 0 2 0 0 0 0 0 0 0						
13 Ronny Cedeno, R (1, 10) OBP: 0.275, SLG: 0.325		K			K			F9		3	0	0	0	0	2	1
38 Jimmy Paredes, S (1, 9) OBP: 0.234, SLG: 0.264 (9, 4)			K		G5-3			G5-3		3	0	0	0	0	1	0
2 Brandon Barnes, R (1, 8) OBP: 0.311, SLG: 0.360			F9		G6-3			K		3	0	0	0	0	1	0

	AB	27
	R	0
	H	2
	RBI	0
	BB	3
	SO	11
	LOB	7

Inning Stats										
	R: 0 E: 0 K: 0 S: 6	H: 0 LOB: 0 BB: 1 P: 15	R: 0 E: 0 K: 3 S: 12	H: 0 LOB: 1 BB: 1 P: 23	R: 0 E: 0 K: 2 S: 9	H: 1 LOB: 1 BB: 0 P: 13	R: 0 E: 0 K: 1 S: 9	H: 1 LOB: 1 BB: 1 P: 13	R: 0 E: 0 K: 1 S: 7	H: 0 LOB: 0 BB: 0 P: 10
	R: 0 E: 0 K: 1 S: 6	H: 0 LOB: 0 BB: 0 P: 10	R: 0 E: 0 K: 1 S: 12	H: 0 LOB: 0 BB: 0 P: 17	R: 0 E: 0 K: 1 S: 14	H: 0 LOB: 0 BB: 0 P: 18	R: 0 E: 0 K: 1 S: 6	H: 0 LOB: 0 BB: 0 P: 8	1B: 2 2B: 0 3B: 0 HR: 0	SF: 0 SAC: 0 DP: 2 HBP: 0
	WP: 0 PB: 0 SB: 0 CS: 0	PA: 30								

PITCHER		IP	WLS	BF	H	R	ER	SO	BB	IBB	HBP	BLK	WP	HR	S	P	ERA	WHIP
55 Matt Moore, L ERA: 3.65	(1, 1)	7.0	W	24	2	0	0	9	3	0	0	0	0	0	61	101	0.00	0.714
27 Cesár Ramos, L ERA: 4.03	(8, 1)	2.0		6	0	0	0	2	0	0	0	0	0	0	20	26	0.00	0.000

PITCHER	IP	WLS	BF	H	R	ER	SO	BB	IBB	HBP	BLK	WP	HR	S	P	ERA	WHIP

Tampa Bay Rays @ Houston Astros

Minute Maid Park, Houston, TX

Tue Jul 02 2013, 7:11 PM - 10:12 PM CDT

Att. 19,623 - Roof Closed - 73 F

TOP

livebaseballscorecards.com

Batter	1	2	3	4	5	6	7	8	9	AB	R	H	RBI	BB	SO	LOB
8 Desmond Jennings, R (1, 8) OBP: 0.322, SLG: 0.441	X SI 89 0-0 18 F8 · 1 BB · 9 SF9 · 1B	C CU 76 C CU 76 F CU 76 F FF 92 C CU 78 0-3 ② K		X FS 82 0-0 1 S · 2-H · 3-H · 1B		B FF 94 B KC 75 F FF 93 S FF 93 X FF 94 2-2 3-H · HR		B SI 92 D CH 83 C SI 92 B SI 91 C SI 91 F FF 92 F SI 92 F FF 92 X KC 81 3-2 ③ F8		5	2	3	4	0	1	3
1 Sean Rodríguez, R (1, 7) OBP: 0.340, SLG: 0.409 20 Matt Joyce, L (6, PH) OBP: 0.319, SLG: 0.462 (6, 7)	C SI 90 F SI 90 B SI 91 B SI 90 B FS 81 B SI 92 4-2 9 SF9 · 18 F8 · 1-2 · BB	D FF 92 X SI 93 1-0 ③ FC6-4 · 1-2f		B FF 90 B FF 92 C SI 92 B FF 91 B FF 92 4-1 2-3 · BB		X FF 94 0-0 ② F9			C SI 91 F FF 91 B FF 91 S KC 80 1-3 ① K	1 2	0 0	0 0	0 0	2 0	0 1	2 0
18 Ben Zobrist, S (1, 4) OBP: 0.358, SLG: 0.387	C CU 75 X SI 91 0-1 ① F8 · 1-2 · 2-3		X SI 90 0-0 ① P6	B FF 91 C SI 91 X SI 92 1-1 ③ P5		B FF 95 B FF 94 F FF 94 X FF 94 2-1 ③ G6-3			B CH 83 X SI 90 1-0 ② F8	5	0	0	0	0	0	4
3 Evan Longoria, R (1, 10) OBP: 0.371, SLG: 0.549 5 Sam Fuld, L (9, PR) OBP: 0.268, SLG: 0.300 (9, 10)	B SI 91 S SI 90 B CU 76 B FF 91 B FF 90 4-1 · BB	C SI 90 X SI 90 0-1 ② F9			X SI 88 0-0 11 BB · 1B		B KC 76 C FF 94 C FF 94 F KC 80 B KC 80 S FF 94 2-3 ① K		B KC 80 X SI 91 1-0 9 1B · 11 2B · 1B	4 0	0 1	2 0	0 0	1 0	1 0	0 0
9 Wil Myers, R (1, 9) OBP: 0.318, SLG: 0.452	X SI 92 0-0 ② SF9 · 2-3 · 3-H	F SI 91 C CU 78 S CU 77 0-3 ③ K			X SI 89 0-0 ① F9		B KC 78 X FF 94 1-0 ② G6-3		X SI 92 0-0 1-3 · 11 2B · 1B	4	1	1	1	0	1	1
11 Yunel Escobar, R (1, 6) OBP: 0.310, SLG: 0.353	F SI 92 F CU 76 D CU 76 S SI 92 1-3 ③ K			S FS 79 B CU 77 C SI 91 B FS 82 X SI 93 2-2 ① L9	B SI 84 B SI 90 B CH 76 C SI 89 F FF 88 B SI 91 4-2 21 G4-6-3 · 1-2 · BB		B FF 95 F FF 95 B CH 80 X FF 94 2-1 ③ P3		C KC 80 D CH 83 B CH 82 X SI 90 2-1 21 2B · 1-H · 3-H · 2B	4	1	1	2	1	1	2
21 James Loney, L (1, 3) OBP: 0.367, SLG: 0.477		B FF 91 C SI 91 B CU 76 F FF 91 B CU 78 B SI 93 4-2 2 1B · BB		B SI 93 B FF 89 C SI 91 B SI 93 F FF 87 X SI 90 3-2 2 G4-3 · 28 BB · 8 1B · 1B	F SI 87 X SI 90 0-1 ② ③ G4-6-3 · 1-2f			C SI 92 S SI 92 B SI 93 X SI 92 1-2 ① G1	C FF 91 B SI 91 F SI 90 X SI 92 1-2 2-H · 2B	4	1	2	1	1	0	2
28 José Molina, R (1, 2) OBP: 0.316, SLG: 0.329		B SI 92 C SI 92 C SI 91 X FF 92 1-2 ① F9		B SI 92 B SI 90 B FS 82 B SI 89 4-0 2 G4-3 · 8 1B · 1-2 · BB		S SI 88 S SI 90 B SI 90 F SI 90 B CU 76 X SI 92 2-2 2 G4-3 · 8 HR · 2B		F SI 93 S SI 91 X SI 92 0-2 ② L9	F SI 90 S KC 81 S KC 81 0-3 ③ K	4	2	1	0	1	1	3
2 Kelly Johnson, L (1, 5) OBP: 0.314, SLG: 0.429		B SI 92 B FS 81 S FF 90 S SI 90 B FF 90 X SI 92 3-2 1 FC6-4 · 1-2 · 1B		B SI 90 B SI 90 S SI 88 F SI 91 X FF 90 2-2 ② G4-3 · 1-2 · 2-3		B FF 85 X SI 89 1-0 ① G4-3 · 2-3		C KC 82 F SI 92 X FF 92 0-2 L9 · 1B		4	0	2	0	0	0	3
Inning Stats	R: 1 E: 0 K: 1 S: 10 H: 1 LOB: 2 BB: 2 P: 19	R: 0 E: 0 K: 1 S: 14 H: 1 LOB: 2 BB: 1 P: 23	R: 0 E: 0 K: 1 S: 6 H: 0 LOB: 0 BB: 0 P: 6	R: 2 E: 0 K: 0 S: 13 H: 2 LOB: 2 BB: 2 P: 29	R: 0 E: 0 K: 0 S: 6 H: 1 LOB: 1 BB: 1 P: 10	R: 2 E: 0 K: 0 S: 11 H: 2 LOB: 0 BB: 0 P: 18	R: 0 E: 0 K: 1 S: 7 H: 0 LOB: 0 BB: 0 P: 12	R: 0 E: 0 K: 0 S: 15 H: 1 LOB: 1 BB: 0 P: 19	R: 3 E: 0 K: 2 S: 14 H: 4 LOB: 2 BB: 0 P: 20	1B: 8 2B: 3 3B: 0 HR: 1	SF: 1 SAC: 0 DP: 1 HBP: 0	WP: 0 PB: 0 SB: 1 CS: 0	PA: 44				

	AB	37
	R	8
	H	12
	RBI	8
	BB	6
	SO	6
	LOB	20

PITCHER		IP	WLS	BF	H	R	ER	SO	BB	IBB	HBP	BLK	WP	HR	S	P	ERA	WHIP
45 Erik Bedard, L ERA: 4.59	(1, 1)	5.1	L	27	6	4	4	3	6	0	0	0	0	0	54	95	6.75	2.250
35 Josh Fields, R ERA: 4.5	(6, 1)	1.2		6	1	1	1	1	0	0	0	0	0	1	13	22	5.40	0.600
65 Brett Oberholtzer, L ERA: 11.25	(8, 1)	2.0		11	5	3	3	2	0	0	0	0	0	0	29	39	13.50	2.500

PITCHER	IP	WLS	BF	H	R	ER	SO	BB	IBB	HBP	BLK	WP	HR	S	P	ERA	WHIP

BOTTOM

Batter	1	2	3	4	5	6	7	8	9	AB	R	H	RBI	BB	SO	LOB
10 Jake Elmore, R (1, 6) OBP: 0.258, SLG: 0.267	C SI 94 B SI 95 X SI 95 1-1 G4-3 ①		1 SAFE 1 SAFE 0-0 CS ③ 1-2	C CH 84 B KC 81 B FC 88 X SI 95 2-1 G4-3 ①		B SI 95 C SI 94 B CH 85 C FC 88 C SI 96 2-3 K ③			B FF 92 B CH 90 C FF 92 F CH 88 S SL 86 2-3 K ①	4	0	0	0	0	2	0
27 Jose Altuve, R (1, 4) OBP: 0.324, SLG: 0.368	B SI 95 X SI 95 1-0 G5-3 ②			F KC 80 C FC 89 B SI 95 B FC 91 S CH 86 2-3 K ②			C SI 94 F KC 80 B FC 90 F FC 88 C FC 90 1-3 K ①		X SI 94 0-0 G4-3 ②	4	0	0	0	0	2	0
23 Chris Carter, R (1, 3) OBP: 0.318, SLG: 0.444	C SI 95 F CH 87 B SI 96 S KC 82 1-3 K ③			X CH 86 0-0 G6-3 ③			F CH 85 C KC 80 C SI 91 0-3 K ②		X FF 95 0-0 F8 ③	4	0	0	0	0	2	0
14 J.D. Martinez, R (1, 7) OBP: 0.272, SLG: 0.395		B SI 95 X SI 94 1-0 2 G5-4-3 1B			B CH 85 X CH 85 1-0 P4 ①		B SI 94 X CH 86 1-0 G6-3 ③			3	0	1	0	0	0	0
22 Carlos Corporán, S (1, 2) OBP: 0.354, SLG: 0.461		B SI 95 F SI 95 C FC 90 1 SAFE B FC 91 C SI 95 2-3 K ①			F FF 94 X SI 95 0-1 1B			B SI 89 C FC 87 B CH 82 F FC 86 F CU 78 X CU 78 2-2 2 HBP 1B		3	0	2	0	0	1	1
2 Brandon Barnes, R (1, 8) OBP: 0.311, SLG: 0.356		X CH 86 0-0 G5-4-3 ②③ 1-2f			C CH 86 B FC 90 X FC 90 1-1 F8 ②			1 SAFE B SI 90 S SI 90 1 SAFE H SI 90 2-1 1-2 HBP		2	0	0	0	0	0	2
13 Ronny Cedeno, R (1, 10) 59 Marc Krauss, L (8, PH) (9, 10) OBP: 0.271, SLG: 0.320 OBP: 0.083, SLG: 0.167		S FF 94 S SI 95 C FF 92 0-3 K ①			1 SAFE B SI 94 B CH 85 S CH 86 T SI 95 1 SAFE C FC 91 2-3 K ③			C CU 79 D FS 83 F FS 81 F FF 92 F FF 91 F FS 80 F FS 82 C CU 79 1-3 K ①		2 1	0 0	0 0	0 0	0 0	2 1	1 2
30 Matt Dominguez, R (1, 5) OBP: 0.256, SLG: 0.392		C CH 86 B CH 87 F SI 96 F KC 83 C SI 96 1-3 K ②				B SI 93 B CH 84 X SI 93 2-0 F8 ①		C FS 82 T FS 82 B FF 91 B FF 91 X FS 82 2-2 F6 ②		3	0	0	0	0	1	2
38 Jimmy Paredes, S (1, 9) OBP: 0.237, SLG: 0.267		X SI 96 0-0 10 CS 1B				C CH 86 B CH 85 S CH 85 C SI 96 1-3 K ②		S FS 80 X CU 79 0-1 F7 ③		3	0	1	0	0	1	2
Inning Stats	R: 0 E: 0 K: 1 S: 6 H: 0 LOB: 0 BB: 0 P: 9	R: 0 E: 0 K: 1 S: 5 H: 1 LOB: 0 BB: 0 P: 8	R: 0 E: 0 K: 2 S: 8 H: 1 LOB: 0 BB: 0 P: 9	R: 0 E: 0 K: 1 S: 6 H: 0 LOB: 0 BB: 0 P: 10	R: 0 E: 0 K: 1 S: 8 H: 1 LOB: 1 BB: 0 P: 12	R: 0 E: 0 K: 2 S: 7 H: 0 LOB: 0 BB: 0 P: 12	R: 0 E: 0 K: 2 S: 8 H: 0 LOB: 0 BB: 0 P: 10	R: 0 E: 0 K: 1 S: 17 H: 1 LOB: 2 BB: 0 P: 24	R: 0 E: 0 K: 1 S: 5 H: 0 LOB: 0 BB: 0 P: 7	1B: 4 2B: 0 3B: 0 HR: 0 SF: 0 SAC: 0 DP: 1 HBP: 1						

PITCHER		IP	WLS	BF	H	R	ER	SO	BB	IBB	HBP	BLK	WP	HR	S	P	ERA	WHIP
14 David Price, L ERA: 4.65	(1, 1)	7.0	W	22	3	0	0	10	0	0	0	0	0	0	48	70	0.00	0.429
35 Jamey Wright, R ERA: 3.03	(8, 1)	0.0		2	1	0	0	0	0	0	1	0	0	0	5	9	∞	∞
62 Joel Peralta, R ERA: 2.89	(8, 1)	1.0		3	0	0	0	1	0	0	0	0	0	0	12	15	0.00	0.000
43 Kyle Farnsworth, R ERA: 5.01	(9, 1)	1.0		3	0	0	0	1	0	0	0	0	0	0	5	7	0.00	0.000

PITCHER	IP	WLS	BF	H	R	ER	SO	BB	IBB	HBP	BLK	WP	HR	S	P	ERA	WHIP

Tampa Bay Rays @ Houston Astros

Minute Maid Park, Houston, TX

Tue Jul 02 2013, 7:11 PM - 10:12 PM CDT

Att. 19,623 - Roof Closed - 73 F

livebaseballscorecards.com

AB	29
R	0
H	4
RBI	0
BB	0
SO	12
LOB	10

WP: 0 PA: 31
PB: 0
SB: 0
CS: 1

Batter	1	2	3	4	5	6	7	8	9	AB	R	H	RBI	BB	SO	LOB
8 Desmond Jennings, R (1, 8) OBP: 0.324, SLG: 0.439	X FF 91 0-0 20 1B 20 S 18 SF8 1B		C SL 84 C SL 83 B FF 94 B CH 86 X SL 86 2-2 ① F8		B FF 93 C CH 85 S SL 84 B FF 94 B SL 84 B FF 94 4-2 20 BB BB		B SL 81 1 SAFE B FF 92 1 SAFE S FF 92 B SL 84 S FF 93 F FF 94 F FF 94 3-2 ②③ X SL 84 G5-4-3 1-2f			3	1	1	0	1	0	1
20 Matt Joyce, L (1, 7) OBP: 0.325, SLG: 0.464	C FF 92 1 SAFE B CH 86 X SL 81 1-1 21 FC6 1-3 1B		B SL 87 C CH 88 B SL 82 X FC 93 2-1 ② F9		C FF 90 1 SAFE B SL 79 1 SAFE B CH 86 B FF 94 B FF 93 4-1 1-2 BB			C FF 93 X SI 92 0-1 18 G6-3 1B		3	0	2	0	1	0	0
18 Ben Zobrist, S (1, 4) OBP: 0.354, SLG: 0.383	B SL 81 F FF 93 D SL 88 C SL 83 1 SAFE X FF 93 2-2 ① SF8 3-H		F FF 93 X FF 93 0-1 ③ P6		C SL 82 X SL 88 0-1 ③ P4			C SI 90 X CU 80 0-1 ①② G6-3 1-2f		3	0	0	1	0	0	3
3 Evan Longoria, R (1, 10) OBP: 0.366, SLG: 0.542	B FF 94 X FF 94 1-0 ② F9			C FF 92 C SL 84 S FF 93 0-3 ① K		S SL 83 F FF 92 S SL 84 0-3 ① K		C FF 94 F SI 93 S FF 94 0-3 ③ K		4	0	0	0	0	3	1
21 James Loney, L (1, 3) OBP: 0.369, SLG: 0.481	C SL 86 B FF 93 X FF 94 1-1 ③ FC6 1-2f			B SL 85 B CH 86 C FF 93 X SL 85 2-1 ① 1B	C CH 86 X FF 94 0-1 2B				F SI 94 F FS 83 B CU 76 X CU 77 1-2 ① G3-1	4	0	2	0	0	0	1
9 Wil Myers, R (1, 9) OBP: 0.300, SLG: 0.424		S SL 86 B SL 85 B FF 94 X FF 94 2-1 ① F9		X FF 93 0-0 ② F7	S SL 84 X FF 93 0-1 ② F8				C CU 76 C SI 96 B CU 76 B SI 96 C CU 77 2-3 ② K	4	0	0	0	0	1	2
2 Kelly Johnson, L (1, 5) OBP: 0.317, SLG: 0.427		C FF 92 B CH 87 B SL 84 B FF 94 F FF 93 B FF 94 4-2 28 S BB		B FF 92 C FF 92 S CH 87 F FF 94 D SL 85 X FF 94 2-2 ③ G4-3	B SL 84 F CH 86 S SL 86 C SL 87 1-3 ③ K				S FS 86 B FS 82 X SI 94 1-1 1B	3	0	1	0	1	1	2
28 José Molina, R (1, 2) OBP: 0.317, SLG: 0.329 30 Luke Scott, L (9, PH) OBP: 0.322, SLG: 0.403		C SL 84 B SL 85 B FF 94 B SL 85 X FF 94 3-1 ② F8 1-2			C FF 92 B SL 84 X FF 92 1-1 11 CS 1B		B FF 89 B CH 85 F FF 92 X FF 92 2-1 ① G6-3		C CU 77 B SI 95 X SI 94 1-1 ③ G1-3	3 1	0 0	1 0	0 0	0 0	0 0	1 1
11 Yunel Escobar, R (1, 6) OBP: 0.310, SLG: 0.353		B SL 85 F FF 94 F FF 94 C SL 83 1-3 ③ K			F SL 86 B SL 84 C FF 93 D SL 84 F FC 94 B SL 85 S SL 86 3-3 ①② K 1-2		X SL 82 0-0 8 G5-4-3 1B			3	0	1	0	0	2	2
Inning Stats	R: 1 E: 0 K: 0 S: 9 H: 2 LOB: 1 BB: 0 P: 14	R: 0 E: 0 K: 1 S: 9 H: 0 LOB: 1 BB: 1 P: 19	R: 0 E: 0 K: 0 S: 7 H: 0 LOB: 0 BB: 0 P: 11	R: 0 E: 0 K: 1 S: 10 H: 1 LOB: 1 BB: 0 P: 14	R: 0 E: 0 K: 1 S: 11 H: 1 LOB: 2 BB: 2 P: 23	R: 0 E: 0 K: 2 S: 10 H: 1 LOB: 1 BB: 0 P: 11	R: 0 E: 0 K: 0 S: 8 H: 1 LOB: 0 BB: 0 P: 13	R: 0 E: 0 K: 1 S: 7 H: 1 LOB: 0 BB: 0 P: 7	R: 0 E: 0 K: 1 S: 10 H: 1 LOB: 1 BB: 0 P: 15	1B: 7 2B: 2 3B: 0 HR: 0 SF: 1 SAC: 0 DP: 3 HBP: 0						

PITCHER		IP	WLS	BF	H	R	ER	SO	BB	IBB	HBP	BLK	WP	HR	S	P	ERA	WHIP
20 Bud Norris, R ERA: 3.22	(1, 1)	7.0	W	28	6	1	1	5	3	0	0	0	0	0	64	105	1.29	1.286
68 José Cisnero, R ERA: 2.27	(8, 1)	1.0	H	3	1	0	0	1	0	0	0	0	0	0	7	7	0.00	1.000
41 Jose Veras, R ERA: 3.5	(9, 1)	1.0	S	4	1	0	0	1	0	0	0	0	0	0	10	15	0.00	1.000

PITCHER	IP	WLS	BF	H	R	ER	SO	BB	IBB	HBP	BLK	WP	HR	S	P	ERA	WHIP

TOP

Tampa Bay Rays @ Houston Astros

Minute Maid Park, Houston, TX

Wed Jul 03 2013, 7:12 PM - 9:56 PM CDT

Att. 14,150 - Roof Closed - 73 F

livebaseballscorecards.com

AB	31
R	1
H	8
RBI	1
BB	3
SO	7
LOB	14

WP: 0 PA: 35
PB: 0
SB: 2
CS: 1

BOTTOM

Tampa Bay Rays @ Houston Astros

Minute Maid Park, Houston, TX

Wed Jul 03 2013, 7:12 PM - 9:56 PM CDT

Att. 14,150 - Roof Closed - 73 F

livebaseballscorecards.com

Batter	1	2	3	4	5	6	7	8	9	AB	R	H	RBI	BB	SO	LOB
27 Jose Altuve, R (1, 4) OBP: 0.324, SLG: 0.368	X FF 90 0-0 ① F7		C SI 92 B FF 92 F SI 92 X CH 84 1-2 29 CS 1B			F SL 85 B SL 87 X CH 86 1-1 ③ G6-3		1 SAFE X SI 88 0-0 ① SH5-3 1-2		3	0	1	0	0	0	0
29 Brett Wallace, L (1, 3) OBP: 0.163, SLG: 0.255 10 Jake Elmore, R (7, PR) OBP: 0.250, SLG: 0.258 (8, 7)	B SI 91 C CH 84 S SI 86 X CH 85 1-2 ② L7		1 SAFE B CH 83 1-0 ③ CS 1-2	X SI 91 0-0 ① G3			B CH 86 S CH 84 C SI 92 B SI 92 B CH 85 F SL 85 X CH 84 3-2 15 1B 23 HR 2B	B SI 89 B FC 86 C SI 90 X FC 86 2-1 ② L1-3		3 1	0 1	1 0	0 0	0 0	0 0	0 1
15 Jason Castro, L (1, 2) OBP: 0.324, SLG: 0.470	B SI 92 C SL 85 B SL 85 X CH 86 2-1 ③ L6			C FF 92 B SL 86 F CH 85 B SI 90 F SL 84 F CH 85 B FF 93 X FF 92 3-2 ② F8			D SI 93 F CH 85 B SI 92 F SI 91 B FF 92 F FF 92 X CH 84 3-2 23 HR 1B 2-3	C FC 88 F FC 88 X CH 84 0-2 ③ G4-3		4	1	1	0	0	0	1
23 Chris Carter, R (1, 7) OBP: 0.322, SLG: 0.469 (8, 3)		C FF 91 S FF 91 B CH 84 B CH 85 B FF 91 F FF 91 X FF 91 3-2 HR		B SL 85 S CH 86 C FF 93 X SI 92 1-2 ③ L5			B SI 96 S SI 95 F SI 96 B SI 97 B SI 98 F FF 97 F FF 98 X SI 98 3-2 1-H 3-H HR			3	2	2	4	0	0	0
12 Carlos Pena, L (1, 10) OBP: 0.330, SLG: 0.373		X SI 92 0-0 ① F8			C SI 92 B CH 86 X SL 85 1-1 ① G4-3		S SI 97 X SI 97 0-1 ① G5-3			3	0	0	0	0	0	1
14 J.D. Martinez, R (1, 9) OBP: 0.272, SLG: 0.399		B SL 86 C SL 86 F FF 92 S CH 86 1-3 ② K			F CH 85 B SI 92 B SI 92 X SI 86 2-1 ② F7		C SI 96 B SI 96 B FF 96 X SI 97 2-1 2B			3	0	1	0	0	1	0
2 Brandon Barnes, R (1, 8) OBP: 0.307, SLG: 0.350		X SI 92 0-0 ③ G5-3			C SI 92 B SI 93 F SI 92 X SI 92 1-2 ③ P4		C SI 96 B SI 96 S SI 96 B SI 97 F FF 98 B FF 97 T FF 96 3-2 ② K			3	0	0	0	0	1	1
30 Matt Dominguez, R (1, 5) OBP: 0.253, SLG: 0.388			C SI 91 B SL 85 X SI 92 1-1 ① G6-3			C SI 91 X SL 85 0-1 ① G6-3	C FF 95 F SI 97 B SI 97 B SI 97 F SI 98 S SI 97 2-3 ③ K			3	0	0	0	0	1	1
13 Ronny Cedeno, R (1, 6) OBP: 0.272, SLG: 0.320			B FF 92 X SI 91 1-0 ② P3			C SI 92 B SI 92 X SI 91 1-1 ② G6-3		C SI 88 S FC 86 B CU 77 X SI 88 1-2 27 SH5-3 1B		3	0	1	0	0	0	0
Inning Stats	R: 0 E: 0 K: 0 S: 6 H: 0 LOB: 0 BB: 0 P: 9	R: 1 E: 0 K: 1 S: 9 H: 1 LOB: 0 BB: 0 P: 13	R: 0 E: 0 K: 0 S: 6 H: 1 LOB: 0 BB: 0 P: 10	R: 0 E: 0 K: 0 S: 9 H: 0 LOB: 0 BB: 0 P: 13	R: 0 E: 0 K: 0 S: 7 H: 0 LOB: 0 BB: 0 P: 11	R: 0 E: 0 K: 0 S: 6 H: 0 LOB: 0 BB: 0 P: 8	R: 3 E: 0 K: 2 S: 25 H: 4 LOB: 1 BB: 0 P: 41	R: 0 E: 0 K: 0 S: 9 H: 1 LOB: 1 BB: 0 P: 12		1B: 3 2B: 2 3B: 0 HR: 2 SF: 0 SAC: 1 DP: 0 HBP: 0						

	AB	29
	R	4
	H	7
	RBI	4
	BB	0
	SO	3
	LOB	5

PITCHER		IP	WLS	BF	H	R	ER	SO	BB	IBB	HBP	BLK	WP	HR	S	P	ERA	WHIP
40 Roberto Hernandez, R ERA: 4.95	(1, 1)	6.0	L	21	4	4	4	1	0	0	0	0	0	1	51	78	6.00	0.667
57 Jake McGee, L ERA: 4.96	(7, 1)	1.0		5	2	0	0	2	0	0	0	0	0	1	17	27	0.00	2.000
35 Jamey Wright, R ERA: 2.95	(8, 1)	1.0		4	1	0	0	0	0	0	0	0	0	0	9	12	0.00	1.000

PITCHER	IP	WLS	BF	H	R	ER	SO	BB	IBB	HBP	BLK	WP	HR	S	P	ERA	WHIP

WP: 0 PA: 31
PB: 0
SB: 0
CS: 1

Batter	1	2	3	4	5	6	7	8	9	10	11	AB	R	H	RBI	BB	SO	LOB
8 Desmond Jennings, R (1, 8) OBP: 0.327, SLG: 0.447	B FF 93 X FF 94 1-0 20 1B 3 G5-3 2B		C SL 84 X CU 78 0-1 ① L9		T FF 92 X CH 79 0-1 1-2 1B		X SL 83 0-0 20 WP 1-3 2B	C CU 81 B FF 94 F CU 80 T FF 93 1-2 ③ K			C CH 82 B FF 93 S FF 93 B FF 94 X KC 80 2-2 ① F9 2-3	6	1	3	0	0	1	3
20 Matt Joyce, L (1, 7) OBP: 0.326, SLG: 0.461 1 Sean Rodríguez, R (11, PH) OBP: 0.336, SLG: 0.404 (11, 7)	C CU 77 B SI 92 X CH 82 1-1 3 G5-3 2-3 1B		F FF 91 B CU 78 F CU 78 B CU 80 X FF 91 2-2 ② P6		B CU 77 F FF 90 S CU 79 S CU 81 1-3 ② K		B CU 77 C CH 80 B FF 90 B B CH 80 4-1 2-3 3-H BB		S SI 91 B FS 83 C FS 83 B CU 76 X FS 82 2-2 ① G4-3		X CH 83 0-0 ② G6-3	4 1	0 0	1 0	0 0	1 0	1 0	2 1
18 Ben Zobrist, S (1, 4) OBP: 0.348, SLG: 0.376	D CU 79 F SI 92 1 SAFE X SI 92 1-1 ① F7		F SI 90 B FF 91 B SI 92 F SI 92 B CU 80 C CU 77 3-3 ③ K		X CU 78 0-0 ③ G1-3		B FC 87 1 SAFE B CU 75 1 SAFE F FC 88 1 SAFE X SI 89 2-1 ③ G1-3		B SI 94 C SI 93 B FS 81 X SI 93 2-1 ② P5		C FF 90 C CH 85 C SI 90 F FF 91 B SI 92 B KC 79 C FF 92 3-3 ③ K 3-H	6	0	0	0	0	2	6
3 Evan Longoria, R (1, 10) OBP: 0.365, SLG: 0.537 5 Sam Fuld, L (8, PR) OBP: 0.265, SLG: 0.297 (8, 10)	B SL 85 F FF 93 1 SAFE F FF 91 B FF 92 X SL 87 2-2 ② G5-3 1-2 3-H			B FF 90 X CU 81 1-0 ① F8		B FF 91 F FF 92 X FF 89 1-1 ① G6-3		B FF 94 B SL 86 B FF 94 B FF 93 4-0 9 2B 59 FC4-6 BB	C SI 94 B CU 76 B FS 83 S SI 93 B SI 94 S SI 92 3-3 ③ K			3 1	0 1	0 0	1 0	1 0	0 0	1 0
21 James Loney, L (1, 3) OBP: 0.370, SLG: 0.478	B CU 79 B SL 85 C SL 86 B CU 81 B FF 93 4-1 BB			X FF 90 0-0 1B		B FF 90 B CH 79 C CH 80 X CU 76 2-1 ② F7		C CH 89 B CH 85 X CH 84 1-1 ① L7		B FS 82 X FS 83 1-0 ① L1-4-3		4	0	1	0	1	0	1
9 Wil Myers, R (1, 9) OBP: 0.293, SLG: 0.423	F FF 94 D SL 85 X SL 85 1-1 ③ G5-3			B SL 87 S SL 85 C SL 85 D SL 84 C CU 79 2-3 ② K		S SL 85 X FF 89 0-1 ③ L6		S SL 82 X CU 80 0-1 59 FC4-6 11 2B 1-3 2B			B FF 93 C FF 92 B KC 77 B FF 93 F FF 92 C FF 93 3-3 ② K	5	1	1	0	0	2	3
2 Kelly Johnson, L (1, 5) OBP: 0.315, SLG: 0.420		B SI 91 B SI 91 X SI 91 2-0 ① G4-3		B CU 76 C SI 92 S CH 82 F CU 79 X CU 80 1-2 ③ G3		B SI 90 S CH 79 B CH 80 B SI 91 X SI 89 3-1 ① F7		B FF 93 B FF 90 B FF 91 I IN 75 4-0 59 FC4-6 IBB		B FF 93 X FF 91 1-0 ③ F9		4	0	0	0	1	0	1
59 Jose Lobaton, S (1, 2) OBP: 0.340, SLG: 0.415		B SI 91 C SI 91 X CH 80 1-1 ② G3-1		C CU 76 B CH 78 B CU 78 B CU 74 C FF 90 D CH 80 4-2 11 FC6-4 BB		B SI 90 B CH 79 X SI 90 2-0 ① L9		C CU 75 B CH 78 B CU 78 B CU 74 C FF 90 D CH 80 4-2 11 FC6-4 BB	T FF 92 B CH 88 X CH 87 1-1 ② FC4-6 11 2B 1-2f 2-3 3-H		B FF 92 F CH 80 B FF 93 S FF 92 F FF 93 B CH 79 B FF 93 4-2 11 PB 11 2B BB	3	2	0	1	2	0	2
11 Yunel Escobar, R (1, 6) OBP: 0.315, SLG: 0.364		C SL 85 C CU 80 B CU 79 X FF 93 1-2 ③ L8			C SL 83 B CU 78 C FF 91 X CU 78 1-2 8 1B 1B		X FF 93 0-0 ② FC6-4 8 2B 20 WP 1-2f	X FF 92 0-0 1-H 3-H 2B			1 SAFE B KC 76 B F FF 93 X KC 78 2-1 8 F9 18 WP 1-H 2B	5	2	3	3	0	0	1
Inning Stats	R: 1 E: 0 K: 0 S: 11 H: 2 LOB: 2 BB: 1 P: 21	R: 0 E: 0 K: 0 S: 6 H: 0 LOB: 0 BB: 0 P: 10	R: 0 E: 0 K: 1 S: 8 H: 0 LOB: 0 BB: 0 P: 13	R: 0 E: 0 K: 1 S: 9 H: 1 LOB: 1 BB: 0 P: 13	R: 0 E: 0 K: 1 S: 10 H: 2 LOB: 2 BB: 0 P: 14	R: 0 E: 0 K: 0 S: 6 H: 0 LOB: 0 BB: 0 P: 9	R: 1 E: 0 K: 0 S: 9 H: 1 LOB: 2 BB: 2 P: 22	R: 3 E: 0 K: 1 S: 10 H: 2 LOB: 2 BB: 2 P: 21	R: 0 E: 0 K: 1 S: 8 H: 0 LOB: 0 BB: 0 P: 15	R: 0 E: 0 K: 1 S: 5 H: 0 LOB: 0 BB: 0 P: 10	R: 2 E: 0 K: 1 S: 13 H: 1 LOB: 0 BB: 1 P: 24	1B: 4 2B: 5 3B: 0 HR: 0 SF: 0 SAC: 0 DP: 0 HBP: 0						

PITCHER		IP	WLS	BF	H	R	ER	SO	BB	IBB	HBP	BLK	WP	HR	S	P	ERA	WHIP
18 Jordan Lyles, R ERA: 3.87	(1, 1)	6.2		29	6	2	2	3	3	0	0	0	1	0	57	98	2.70	1.350
54 Travis Blackley, L ERA: 5.47	(7, 1)	0.1		1	0	0	0	0	0	0	0	0	0	0	2	4	0.00	0.000
68 José Cisnero, R ERA: 2.95	(8, 1)	1.0		7	2	3	3	1	1	1	0	0	0	0	10	21	27.00	3.000
41 Jose Veras, R ERA: 3.38	(9, 1)	1.1		4	0	0	0	1	0	0	0	0	0	0	9	17	0.00	0.000
35 Josh Fields, R ERA: 5.54	(10, 1)	1.0	L	5	1	2	2	1	1	0	0	0	0	0	12	24	18.00	2.000

PITCHER		IP	WLS	BF	H	R	ER	SO	BB	IBB	HBP	BLK	WP	HR	S	P	ERA	WHIP
53 Wesley Wright, L ERA: 4.11	(11, 1)	0.2		2	0	0	0	1	0	0	0	0	1	0	5	8	0.00	0.000

TOP

Tampa Bay Rays @ Houston Astros

Minute Maid Park, Houston, TX

Thu Jul 04 2013, 1:13 PM - 5:28 PM CDT

Att. 20,477 - Roof Closed - 73 F

livebaseballscorecards.com

AB	42
R	7
H	9
RBI	5
BB	6
SO	7
LOB	21

WP: 2		PA:	48
PB: 1			
SB: 0			
CS: 0			

Tampa Bay Rays @ Houston Astros

Minute Maid Park, Houston, TX

Thu Jul 04 2013, 1:13 PM - 5:28 PM CDT

Att. 20,477 - Roof Closed - 73 F

livebaseballscorecards.com

BOTTOM

Batter	1	2	3	4	5	6	7	8	9	10	11	AB	R	H	RBI	BB	SO	LOB
27 Jose Altuve, R (1, 4) OBP: 0.322, SLG: 0.365	B FF 93 C FF 93 C SL 85 F SL 87 B FF 94 B SL 84 X FF 95 3-2 F9 ①		C SL 83 1 SAFE X FF 96 0-1 FC6-4 ③ 1-2f		B FF 97 S SL 85 X SL 86 1-1 F8 ③			F CU 78 X FS 80 0-1 29 HR 1-2 1B		F FC 87 B CU 76 B FC 87 C SI 90 X SL 84 2-2 G1-3 ①		5	1	1	0	0	0	2
29 Brett Wallace, L (1, 5) OBP: 0.204, SLG: 0.404	C FF 94 S FF 95 C FF 96 0-3 K ②			B SL 85 C CH 84 X FF 96 1-1 HR		C CH 84 X FF 96 0-1 P5 ①		C CU 78 C FS 81 D FS 82 X FS 81 1-2 1-H 2-H HR		B CU 77 X CH 84 1-0 15 HBP 1B		5	2	3	4	0	1	0
15 Jason Castro, L (1, 2) OBP: 0.326, SLG: 0.465	S FF 96 X FF 96 0-1 L9 ③			B FF 95 S CH 84 C FF 96 B SL 87 B SL 86 B CH 85 4-2 23 G6-4-3 BB		B SL 85 C FF 96 F CH 86 B SI 97 F SL 85 F FF 96 F CH 86 F SL 86 F CH 86 3-3 B FF 86 S CH 84 K ②		C FF 90 B CU 79 C CU 78 S FF 90 1-3 K ①		1 SAFE 1 SAFE B FC 87 F SI 88 B FC 88 C FC 88 F CH 84 1 SAFE H CU 78 3-2 1-2 HBP		3	0	0	0	1	2	0
23 Chris Carter, R (1, 3) OBP: 0.320, SLG: 0.462		B FF 95 S SL 86 S SL 86 C FF 97 1-3 K ①		C SL 84 B FF 96 S SL 84 F SL 84 B FF 97 F SL 85 1 SAFE X SL 85 2-2 G6-4-3 ①② 1-2f		B FF 96 C FF 95 X SL 86 1-1 G5-3 ③		C FF 90 B FS 82 B FS 81 B CU 78 B FF 90 4-1 14 G6-4-3 BB		C FC 89 S SL 83 F CU 78 B FC 89 T CU 78 1-2 K ②		4	0	0	0	1	2	3
12 Carlos Pena, L (1, 10) OBP: 0.328, SLG: 0.370 14 J.D. Martinez, R (7, PH) OBP: 0.269, SLG: 0.394 (8, 10)		F FF 97 S SL 88 F CH 86 F FF 96 B FF 97 B SL 88 T SL 87 2-2 K ②		X FF 95 0-0 L4 ③			B SI 92 S FF 92 B CH 84 X CH 86 2-1 F9 ①	F SI 93 X FF 94 0-1 G6-4-3 ②③ 1-2f		B FC 88 F FC 87 S SL 84 F CH 84 F SI 91 C CU 77 1-3 K ③		2 3	0 0	0 0	0 0	0 0	1 1	0 3
59 Marc Krauss, L (1, 7) OBP: 0.071, SLG: 0.143 13 Ronny Cedeno, R (7, PH) OBP: 0.273, SLG: 0.315 (8, 6)		C FF 97 B FF 96 F CH 87 F FF 96 X SL 86 1-2 P5 ③		B FF 94 B FF 93 C FF 94 C FF 94 X SL 86 2-2 L8 ①			B FF 92 C CH 85 B FF 92 S SI 92 B CH 85 X CH 86 3-2 G1-3 ②		F SI 93 B SL 85 F FF 92 F FF 96 B SL 87 F SL 85 F FF 95 F SL 84 C SL 86 2-3 K ①		F FF 95 B CH 83 B SI 96 B SI 96 B FF 96 4-1 38 FC4-6 BB	2 2	0 0	0 0	0 0	0 1	0 1	0 0
2 Brandon Barnes, R (1, 8) OBP: 0.314, SLG: 0.349			X FF 95 0-0 G1-3 ①		B FF 94 B SL 84 C FF 95 X FF 94 2-1 10 S 38 BB 10 SF9 1B		C CH 85 B CH 84 C CH 84 B FF 92 B SI 93 B CH 87 4-2 BB	C SI 93 F SL 81 B SL 85 B FF 96 B FF 96 D SI 91 4-2 38 S BB		C FF 96 F FF 99 B CH 86 B FF 98 F CH 86 B FF 98 S CH 87 3-3 K ①		3	1	1	0	2	1	1
38 Jimmy Paredes, S (1, 9) OBP: 0.235, SLG: 0.255			C FF 94 F CH 86 B FF 97 B CH 87 F SL 87 B FF 96 S CH 85 3-3 K ②		1 SAFE B FF 93 B CH 82 B FF 94 1 SAFE C FF 95 B FF 94 4-1 10 S 1-2 BB		X FF 92 0-0 G1-3 ③	1 SAFE 1 SAFE 1 SAFE B SI 91 1 SAFE S SI 92 1 SAFE F FF 95 1 SAFE 2-3 B SL 84 S SL 85 K ② 1-2		X SI 97 0-0 FC4-6 ② 1-2f		4	0	0	0	1	2	3
10 Jake Elmore, R (1, 6) OBP: 0.270, SLG: 0.242 (8, 7)			C FF 98 B FF 98 B SL 88 C SL 84 B SL 84 D SL 87 4-2 27 FC6-4 BB		B SL 86 X SL 85 1-0 SF9 ② 1-2 2-H			B FF 90 B FF 90 B FF 90 C FF 88 L FF 91 B FF 90 4-2 27 1B 29 HR BB	C FF 94 X SL 86 0-1 F8 ③		C FF 97 X CH 87 0-1 L5 ③	2	1	0	1	2	0	2
Inning Stats	R: 0 E: 0 K: 1 S: 9 H: 0 LOB: 0 BB: 0 P: 12	R: 0 E: 0 K: 2 S: 12 H: 0 LOB: 0 BB: 0 P: 16	R: 0 E: 0 K: 1 S: 9 H: 0 LOB: 1 BB: 1 P: 16	R: 1 E: 0 K: 0 S: 10 H: 1 LOB: 0 BB: 1 P: 17	R: 1 E: 0 K: 0 S: 9 H: 1 LOB: 1 BB: 1 P: 19	R: 0 E: 0 K: 1 S: 13 H: 0 LOB: 0 BB: 0 P: 17	R: 0 E: 0 K: 0 S: 9 H: 0 LOB: 1 BB: 1 P: 18	R: 3 E: 0 K: 1 S: 13 H: 2 LOB: 0 BB: 2 P: 23	R: 0 E: 0 K: 2 S: 14 H: 0 LOB: 1 BB: 1 P: 22	R: 0 E: 0 K: 2 S: 16 H: 1 LOB: 2 BB: 0 P: 24	R: 0 E: 0 K: 1 S: 8 H: 0 LOB: 1 BB: 1 P: 15	1B: 3 2B: 0 3B: 0 HR: 2 SF: 1 SAC: 0 DP: 2 HBP: 1	WP: 0 PB: 0 SB: 3 CS: 0 PA: 45					

	AB	35
	R	5
	H	5
	RBI	5
	BB	8
	SO	11
	LOB	14

PITCHER	IP	WLS	BF	H	R	ER	SO	BB	IBB	HBP	BLK	WP	HR	S	P	ERA	WHIP
22 Chris Archer, R (1, 1) ERA: 4.17	6.0		22	2	2	2	5	3	0	0	0	0	1	62	97	3.00	0.833
54 Alex Torres, L (7, 1) ERA: 0.38	1.0		4	0	0	0	0	1	0	0	0	0	0	9	18	0.00	1.000
62 Joel Peralta, R (8, 1) ERA: 3.58	0.1	B	5	2	3	3	1	2	0	0	0	0	1	11	21	81.00	12.000
43 Kyle Farnsworth, R (8, 1) ERA: 4.68	1.2		5	0	0	0	2	1	0	0	0	0	0	16	24	0.00	0.600
35 Jamey Wright, R (10, 1) ERA: 2.88	1.0	W	5	1	0	0	2	0	0	1	0	0	0	16	24	0.00	1.000

PITCHER	IP	WLS	BF	H	R	ER	SO	BB	IBB	HBP	BLK	WP	HR	S	P	ERA	WHIP
56 Fernando Rodney, R (11, 1) ERA: 4.29	1.0	S	4	0	0	0	1	1	0	0	0	0	0	8	15	0.00	1.000

Chicago White Sox @ Tampa Bay Rays

Tropicana Field, St. Petersburg, FL

Fri Jul 05 2013, 7:13 PM - 10:37 PM EDT

Att. 15,825 - Dome - 72 F

TOP

livebaseballscorecards.com

Batter	1	2	3	4	5	6	7	8	9	AB	R	H	RBI	BB	SO	LOB
30 Alejandro De Aza, L (1, 7) OBP: 0.313, SLG: 0.408	C FF 90 B CU 75 X CH 82 1-1 ① F7		B FF 90 B CH 81 B FF 90 C FF 90 C FF 91 S FF 91 3-3 ②③ K 1-2		X CH 81 0-0 10 FC6-4 1-2 1B			C FF 92 B CU 70 B SL 85 F FF 92 X CU 69 2-2 ② G3-1	C SL 85 B SL 85 X FF 92 1-1 ③ G4-3	5	0	1	0	0	1	4
10 Alexei Ramirez, R (1, 6) OBP: 0.303, SLG: 0.343 22 Brent Morel, R (7, 3) OBP: 0.273, SLG: 0.200	C FF 91 B FF 91 F CH 80 B CH 80 F FF 91 F FF 91 F CH 81 F FF 91 X CH 81 2-2 ② L6			B CH 80 F FF 91 B SI 91 F FF 91 B CH 79 X FF 92 3-2 ① G6-3	X SI 90 0-0 ③ FC6-4 1-2f			B CH 85 X FF 92 1-0 ③ L9		3 1	0 0	0 0	0 0	0 0	0 0	2 0
51 Alex Rios, R (1, 9) OBP: 0.328, SLG: 0.442 39 Casper Wells, R (7, 9) OBP: 0.217, SLG: 0.186	C FF 90 F FF 90 B FF 92 S CH 80 1-3 ③ K			C FF 90 X FF 91 0-1 2B		B CU 71 F FF 90 S CH 79 F CH 80 C CU 77 1-3 ① K			C SI 89 F FF 91 F FF 90 B SL 85 B SL 85 S CH 84 2-3 ① K	3 1	0 0	1 0	0 0	0 0	2 1	0 0
44 Adam Dunn, L (1, 10) OBP: 0.306, SLG: 0.477 24 Dayan Viciedo, R (9, PH) OBP: 0.269, SLG: 0.368		F FF 89 B FF 90 F FF 90 S CH 80 1-3 ① K		D CH 80 B FF 90 S CH 81 C FF 91 B FF 90 C FF 91 3-3 ② K		B CU 73 C CH 79 S CH 81 T FF 92 1-2 ② K			C FF 91 F SL 85 F CH 84 F FF 90 X CH 85 0-2 12 1B, 7 1B, 15 1B, 1B	3 1	0 1	0 1	0 0	0 0	3 0	1 0
7 Jeff Keppinger, R (1, 3) OBP: 0.277, SLG: 0.302 (7, 4)		B FF 90 B FF 90 C FF 90 X FF 90 2-1 ② P6		C SI 91 X CH 80 0-1 ③ L7		X FF 90 0-0 ③ F8			F FF 91 B FF 91 C FF 92 X FF 92 1-2 15 1B, 12 1B, 36 SF8, 1-2, 1B	4	1	1	0	0	0	1
12 Conor Gillaspie, L (1, 5) OBP: 0.319, SLG: 0.397		C CH 80 B CU 76 B FF 90 X CH 80 2-1 2B			C FF 89 B FF 90 F FF 90 B FF 91 X FF 90 2-2 ① P5		C FF 89 F CU 76 B FF 90 X CU 77 1-2 ① G4-3		F FF 92 X FF 92 0-1 18 FC3, 15 1B, 1-2, 2-3, 1B	4	0	2	0	0	0	0
15 Gordon Beckham, R (1, 4) OBP: 0.356, SLG: 0.424 (7, 6)		F CH 80 C FF 91 F FF 90 D CU 78 X CH 80 1-2 ③ G6-3			B CH 79 F CH 81 F CH 80 B FF 92 F FF 91 X CH 81 2-2 36 1B, 2B		X SI 90 0-0 ② P6		X CH 86 0-0 18 FC3, 1-2, 2-3, 3-H, 1B	4	1	2	1	0	0	1
36 Josh Phegley, R (1, 2) OBP: 0.250, SLG: 0.333			C FF 91 F CH 79 S CH 78 0-3 ① K		B CH 80 B CH 80 C SI 91 X FF 91 2-1 30 1B, 2-H, 1B		S SI 90 S CH 78 S CH 80 0-3 ③ K		X FF 92 0-0 ② SF8, 3-H	3	0	1	2	0	2	0
18 Blake Tekotte, L (1, 8) OBP: 0.286, SLG: 0.167			F FF 90 B CH 79 X CH 79 1-1 30 CS, 1B		C FF 91 F FF 91 B FF 91 S CH 80 1-3 ② K			C FF 92 F FF 92 B CU 70 X FF 92 1-2 ① P2	C SL 84 X FF 92 0-1 FC3, 1-2, 2-3	4	0	1	0	0	1	3

Inning Stats																																			
	R: 0	E: 0	K: 1	S: 12	H: 0	LOB: 0	BB: 0	P: 16	R: 0	E: 0	K: 1	S: 11	H: 1	LOB: 1	BB: 0	P: 17	R: 0	E: 0	K: 2	S: 8	H: 1	LOB: 1	BB: 0	P: 12	R: 0	E: 0	K: 1	S: 10	H: 1	LOB: 1	BB: 0	P: 16	R: 1	E: 0	K: 1	S: 14	H: 3	LOB: 2	BB: 0	P: 21
	R: 0	E: 0	K: 2	S: 8	H: 0	LOB: 0	BB: 0	P: 10	R: 0	E: 0	K: 1	S: 7	H: 0	LOB: 0	BB: 0	P: 8	R: 0	E: 0	K: 0	S: 7	H: 0	LOB: 0	BB: 0	P: 11	R: 2	E: 0	K: 1	S: 20	H: 4	LOB: 3	BB: 0	P: 24	1B: 7	2B: 4	3B: 0	HR: 0	SF: 1	SAC: 0	DP: 1	HBP: 0
	WP: 0	PB: 0	SB: 0	CS: 1	PA: 37																														

PITCHER		IP	WLS	BF	H	R	ER	SO	BB	IBB	HBP	BLK	WP	HR	S	P	ERA	WHIP
58 Jeremy Hellickson, R ERA: 4.67	(1, 1)	7.0	W	26	6	1	1	9	0	0	0	0	0	0	70	100	1.29	0.857
27 Cesár Ramos, L ERA: 4.28	(8, 1)	2.0		11	4	2	2	1	0	0	0	0	0	0	27	35	9.00	2.000

PITCHER	IP	WLS	BF	H	R	ER	SO	BB	IBB	HBP	BLK	WP	HR	S	P	ERA	WHIP

AB	36
R	3
H	10
RBI	3
BB	0
SO	10
LOB	12

Batter	1	2	3	4	5	6	7	8	9	AB	R	H	RBI	BB	SO	LOB
8 Desmond Jennings, R (1, 8) OBP: 0.331, SLG: 0.449	F FF 88 C SL 81 B CH 77 B FF 87 X SL 81 2-2 ① L1-3	C SL 80 S CH 80 B SL 81 X FF 87 1-2 20 S, 3 1B → 1B		C SI 88 B SL 83 X SL 83 1-1 3 BB, 20 S, 9 SF8 → 1B	B FF 92 B FF 92 X FF 90 2-0 21 BB, 20 WP 2-3 → 1B	B CU 80 B CU 80 B CU 81 C FF 93 X FF 93 3-1 ③ P6				5	2	3	0	0	0	2
20 Matt Joyce, L (1, 7) OBP: 0.328, SLG: 0.457 5 Sam Fuld, L (8, 7) OBP: 0.265, SLG: 0.297	C FF 89 B CH 80 B CH 79 B SI 88 S FF 89 X SL 82 3-2 21 1B → 1B	1 SAFE 1 SAFE D CH 80 F FF 88 C CH 80 F FF 89 B SL 78 B CH 81 F CH 80 3-3 ② C SL 80 K 1-2		B SI 91 B SI 90 C SI 91 B SI 92 B CU 76 4-1 3 BB, 30 1B 1-2 → BB	1 SAFE F FF 92 D SL 81 B FF 91 X FF 91 2-1 ② F7 1-2		B FC 83 B FF 89 B FF 90 C FF 90 F FF 90 S CU 80 3-3 ① K			4 0	1 0	1 0	0 0	1 0	2 0	3 0
3 Evan Longoria, R (1, 5) OBP: 0.371, SLG: 0.537	X FF 90 0-0 ② F9	C FF 89 F SL 80 X CH 79 0-2 21 1B, 9 2B 2-H → 1B		F SI 92 B SI 92 D SL 83 B SI 92 F SI 93 B SI 92 4-2 30 1B 1-2 2-3 → BB	I IN 63 I I IN 72 I IN 69 4-0 21 BB → IBB		B FF 92 C CU 80 F FF 92 B FF 94 F CU 81 B CU 80 B CU 80 4-2 → BB			2	1	1	1	3	0	1
21 James Loney, L (1, 3) OBP: 0.373, SLG: 0.478	C SI 90 X SL 82 0-1 1-3 → 1B	C CU 68 X CH 81 0-1 9 2B 1-2 → 1B		F SI 93 F CU 78 B FF 91 S SI 93 1-3 ① K	D FF 91 D FF 92 B FF 90 C FF 92 S FF 90 F FF 92 B FF 92 4-2 1-2 2-3 3-H → BB		C FF 90 X CU 77 0-1 ② P4			4	0	2	1	1	1	4
9 Wil Myers, R (1, 9) OBP: 0.288, SLG: 0.427	B SL 81 D SL 80 F FF 89 F CH 80 F SL 81 B FF 88 X FF 90 3-2 ③ F8	F CH 79 B SL 80 X CH 80 1-1 1-3 2-H → 2B		F SL 83 F FF 92 B SL 84 B SL 84 X SI 92 2-2 ② SF8 3-H	C FF 92 B FF 91 B SL 81 F FF 92 S FF 94 2-3 ③ K		C CU 79 X FF 91 0-1 ③ L9			4	0	1	2	0	1	6
30 Luke Scott, L (1, 10) OBP: 0.335, SLG: 0.418		B FF 86 C SL 79 X CU 88 1-1 28 HR, 2B G6-3		B SI 93 X SI 92 1-0 1-2 2-H → 1B		X FF 90 0-0 11 1B → 1B		B FF 88 B FF 88 B FF 90 C FF 89 B FF 88 4-1 → BB		4	1	3	1	1	0	2
11 Yunel Escobar, R (1, 6) OBP: 0.314, SLG: 0.363 1 Sean Rodríguez, R (8, PH) OBP: 0.333, SLG: 0.400 (9, 6)	C SL 79 B FF 87 B SL 80 X SL 78 2-1 ① G5-3	C SL 83 S SI 91 B SL 85 X CU 77 1-2 ① G4-3		F SI 92 C SI 93 S SL 85 0-3 ③ K		C CU 79 B FF 91 X FF 91 1-1 1-2 → 1B		C FF 88 B FF 89 C FF 89 S CU 80 1-3 ① K		4 1	0 0	1 0	0 0	0 0	1 1	3 1
28 José Molina, R (1, 2) OBP: 0.319, SLG: 0.347	C SL 80 D SL 79 X SI 87 1-1 2-H → HR	B SI 92 S SL 82 B SI 92 C SI 92 F SL 82 B CU 75 X SL 81 3-2 ② G5-3			B FF 91 B FF 91 B FF 91 C FF 91 F FF 91 B FF 93 4-2 8 1B, 2 WP, 21 BB → BB	C FF 91 F FF 92 F CU 83 C CU 81 0-3 ① K		B CU 79 B CU 77 T FF 88 C FF 89 F FF 90 F CU 79 B CU 81 S CU 79 3-3 ② K		4	2	1	2	1	2	3
2 Kelly Johnson, L (1, 4) OBP: 0.313, SLG: 0.428	B CH 80 C FF 88 X SL 80 1-1 HR	C SI 92 F SI 92 X FF 90 0-2 ③ G6-3			S FF 92 F FF 93 B FF 92 B SL 82 F FF 94 X SL 82 2-2 ① F7 1-2	B FC 84 X FF 93 1-0 ② P5		B FF 88 X FF 89 1-0 ③ P6		5	1	1	1	0	0	4
Inning Stats	R: 0 E: 0 K: 0 S: 13 H: 2 LOB: 2 BB: 0 P: 21	R: 5 E: 0 K: 1 S: 25 H: 7 LOB: 2 BB: 0 P: 35	R: 0 E: 0 K: 0 S: 10 H: 0 LOB: 0 BB: 0 P: 14	R: 2 E: 0 K: 2 S: 15 H: 2 LOB: 2 BB: 2 P: 28	R: 1 E: 0 K: 1 S: 15 H: 1 LOB: 3 BB: 3 P: 35	R: 0 E: 0 K: 1 S: 10 H: 2 LOB: 2 BB: 0 P: 15	R: 0 E: 0 K: 1 S: 10 H: 0 LOB: 1 BB: 1 P: 17	R: 0 E: 0 K: 2 S: 10 H: 0 LOB: 1 BB: 1 P: 19		1B: 10 2B: 2 3B: 0 HR: 2 SF: 1 SAC: 0 DP: 0 HBP: 0					

PITCHER	IP	WLS	BF	H	R	ER	SO	BB	IBB	HBP	BLK	WP	HR	S	P	ERA	WHIP
33 Dylan Axelrod, R (1, 1) ERA: 4.97	1.2	L	14	9	5	5	1	0	0	0	0	0	2	36	54	27.00	5.400
40 Ramon Troncoso, R (2, 1) ERA: 6.75	2.1		11	2	2	2	2	2	0	0	0	0	0	27	44	7.71	1.714
41 David Purcey, L (5, 1) ERA: 9.0	1.0		7	1	1	1	1	2	1	0	0	2	0	15	35	9.00	3.000
55 Simon Castro, R (6, 1) ERA:	3.0		13	2	0	0	4	2	0	0	0	0	0	30	51	0.00	1.333

PITCHER	IP	WLS	BF	H	R	ER	SO	BB	IBB	HBP	BLK	WP	HR	S	P	ERA	WHIP

BOTTOM

Chicago White Sox @ Tampa Bay Rays

Tropicana Field, St. Petersburg, FL

Fri Jul 05 2013, 7:13 PM - 10:37 PM EDT

Att. 15,825 - Dome - 72 F

livebaseballscorecards.com

AB	37
R	8
H	14
RBI	8
BB	7
SO	8
LOB	29

WP: 2 PA: 45
PB: 0
SB: 2
CS: 0

Chicago White Sox @ Tampa Bay Rays

Tropicana Field, St. Petersburg, FL

Sat Jul 06 2013, 7:19 PM - 10:08 PM EDT

Att. 21,047 - Dome - 72 F

livebaseballscorecards.com

Batter	1	2	3	4	5	6	7	8	9	AB	R	H	RBI	BB	SO	LOB
30 Alejandro De Aza, L (1, 8) OBP: 0.315, SLG: 0.407	C SI 89 T FF 93 B SI 94 X KC 82 1-2 ① G3		B FF 91 B FF 93 H FF 93 3-0 51 WP, 10 BB, 51 L5 HBP		B FF 92 F FF 92 X CH 83 1-1 1B			S FF 90 B FS 82 B CU 78 B FF 91 C FF 90 F FF 90 S FF 90 3-3 ① K		3	0	1	0	0	1	0
10 Alexei Ramirez, R (1, 6) OBP: 0.309, SLG: 0.346	X FF 92 0-0 1B		B CH 80 1 SAFE B CH 81 B SI 91 B FF 90 4-0 51 WP 1-2 BB		1 SAFE C CH 84 B FF 91 F CH 81 D KC 80 1 SAFE 1 SAFE S CH 82 2-3 ② K			B CU 79 C FF 90 F FF 90 X FS 82 1-2 1B		3	0	2	0	1	1	1
51 Alex Rios, R (1, 9) OBP: 0.324, SLG: 0.436	C FF 91 F CH 83 B FF 92 S CH 83 1-3 ② K		D KC 81 F FF 91 F FF 91 D CH 82 B CH 82 X FF 92 3-2 ①② L5 1-2 2-3		C FF 92 F KC 80 X FF 92 0-2 ③ G5-3			F FF 90 F FF 90 C FF 90 0-3 ② K		4	0	0	0	0	2	5
44 Adam Dunn, L (1, 3) OBP: 0.302, SLG: 0.470	B FF 93 C CH 82 S CH 84 B FF 94 S CH 84 2-3 ③ K		F FF 93 B CH 83 X FF 92 1-1 ③ F7			B KC 79 B CH 84 B FF 94 C FF 91 C FF 95 S CH 87 3-3 ① K		C CU 79 D FS 81 D FS 82 X FF 91 2-1 ③ F7		4	0	0	0	0	2	3
7 Jeff Keppinger, R (1, 10) OBP: 0.276, SLG: 0.305		B FF 92 S CH 86 B FF 92 B FF 92 X FF 93 3-1 15 1B, 2B		C FF 91 C KC 80 F FF 93 X CH 84 0-2 ① G6-3		C KC 81 C CH 85 X CH 86 0-2 ② G6-3			B FF 94 C SI 93 B SI 94 F CH 83 X FF 96 2-2 ① G6-3	4	0	1	0	0	0	0
12 Conor Gillaspie, L (1, 5) OBP: 0.314, SLG: 0.390		C FF 91 B KC 79 F FF 91 D CH 83 S CH 83 2-3 ① K		B KC 81 B FF 92 B SI 90 C FF 93 X FF 93 3-1 ② F8		C FF 93 B FF 93 F KC 80 X CH 85 1-2 ③ G3			B SI 94 C SI 93 X CH 82 1-1 ② F9	4	0	0	0	0	1	1
24 Dayan Viciedo, R (1, 7) OBP: 0.269, SLG: 0.363		C CH 84 S FF 92 B FF 92 B CH 83 B CH 85 S CH 84 3-3 ② K		B FF 92 B CH 84 B SI 93 C FF 92 F FF 93 B CH 84 4-2 BB			B FF 93 F FF 92 S FF 94 F KC 81 B CH 85 X CH 84 2-2 ① G4-3		C SI 96 F FF 98 B FF 98 B FF 98 F SI 96 F FF 98 S CH 85 2-3 ③ K	3	0	0	0	1	2	1
15 Gordon Beckham, R (1, 4) OBP: 0.363, SLG: 0.430		B FF 91 F FF 91 B KC 80 X CH 83 2-1 2-3 1B		F FF 91 B FF 93 X CH 83 1-1 ③ F9				C FF 94 S FF 93 F FF 94 X KC 81 0-2 21 G5-4-3 1B		3	0	2	0	0	0	1
21 Tyler Flowers, R (1, 2) OBP: 0.257, SLG: 0.367		X FF 90 0-0 ③ P3			S FF 92 X CH 84 0-1 ① F7			X FF 95 0-0 ②③ G5-4-3 1-2f		3	0	0	0	0	0	3
Inning Stats	R: 0 E: 0 K: 2 S: 10 H: 1 LOB: 1 BB: 0 P: 14	R: 0 E: 0 K: 2 S: 11 H: 2 LOB: 2 BB: 0 P: 21	R: 0 E: 0 K: 0 S: 5 H: 0 LOB: 1 BB: 1 P: 16	R: 0 E: 0 K: 0 S: 10 H: 0 LOB: 1 BB: 1 P: 18	R: 0 E: 0 K: 1 S: 10 H: 1 LOB: 1 BB: 0 P: 13	R: 0 E: 0 K: 1 S: 9 H: 0 LOB: 0 BB: 0 P: 13	R: 0 E: 0 K: 0 S: 9 H: 1 LOB: 0 BB: 0 P: 11	R: 0 E: 0 K: 2 S: 12 H: 1 LOB: 1 BB: 0 P: 18	R: 0 E: 0 K: 1 S: 10 H: 0 LOB: 0 BB: 0 P: 15	1B: 5 2B: 2 3B: 0 HR: 0	SF: 0 SAC: 0 DP: 2 HBP: 1	WP: 1 PB: 0 SB: 0 CS: 0	PA: 34				

TOP	
AB	31
R	0
H	6
RBI	0
BB	2
SO	9
LOB	15

PITCHER		IP	WLS	BF	H	R	ER	SO	BB	IBB	HBP	BLK	WP	HR	S	P	ERA	WHIP
55 Matt Moore, L ERA: 3.42	(1, 1)	6.1	W	26	5	0	0	6	2	0	1	0	1	0	63	105	0.00	1.105
57 Jake McGee, L ERA: 4.86	(7, 1)	0.2	H	1	0	0	0	0	0	0	0	0	0	0	1	1	0.00	0.000
62 Joel Peralta, R ERA: 3.49	(8, 1)	1.0	H	4	1	0	0	2	0	0	0	0	0	0	12	18	0.00	1.000
56 Fernando Rodney, R ERA: 4.17	(9, 1)	1.0	S	3	0	0	0	1	0	0	0	0	0	0	10	15	0.00	0.000

PITCHER	IP	WLS	BF	H	R	ER	SO	BB	IBB	HBP	BLK	WP	HR	S	P	ERA	WHIP

BOTTOM

Chicago White Sox @ Tampa Bay Rays

Tropicana Field, St. Petersburg, FL

Sat Jul 06 2013, 7:19 PM - 10:08 PM EDT

Att. 21,047 - Dome - 72 F

livebaseballscorecards.com

Batter	1	2	3	4	5	6	7	8	9	AB	R	H	RBI	BB	SO	LOB
8 Desmond Jennings, R (1, 8) OBP: 0.327, SLG: 0.444	F SI 94 B CH 84 B SI 95 F SI 95 F SI 95 X SL 80 2-2 G5-3 ①	C SI 96 B SI 94 B CH 84 B SI 94 X CH 84 3-1 G5-3 ② 2-3 3-H			F CH 80 B SI 94 F SI 93 X SI 95 1-2 P4 ①	X CH 84 0-0 FC6-4 ③ 1-2f				4	0	0	1	0	0	3
1 Sean Rodríguez, R (1, 3) OBP: 0.321, SLG: 0.384 21 James Loney, L (8, 3) OBP: 0.373, SLG: 0.478	S SI 95 S SI 96 B SI 96 C SI 96 1-3 K ②	S CH 83 S CH 83 D CH 83 S CH 83 1-3 K ③			B CH 81 C SI 94 S CH 83 F SI 94 C SI 94 1-3 K ②		S CH 83 F SI 94 B SI 96 C SL 80 1-3 K ①			4 0	0 0	0 0	0 0	0 0	4 0	1 0
18 Ben Zobrist, S (1, 4) OBP: 0.352, SLG: 0.379	C SL 78 C SL 77 X SI 95 0-2 3 BB 1B		H SL 76 1-0 3 S HBP		S SI 96 B CH 84 X SI 96 1-1 1B		S CH 84 C SL 79 S SL 78 0-3 K ②			3	0	2	0	0	1	0
3 Evan Longoria, R (1, 5) OBP: 0.370, SLG: 0.531	B SL 78 B SI 95 S CH 85 C SL 78 F CH 82 B SL 80 B SI 94 4-2 9 FC5-4 1-2 BB		1 SAFE F CH 82 F SI 93 F SI 90 B SI 93 B SL 78 X CH 83 2-2 G6-3 ① 1-2		F SI 95 C SI 94 1 SAFE C SL 80 0-3 K ③		B SI 96 B SI 96 C CH 84 X SI 95 2-1 G6-3 ③			3	0	0	0	1	1	2
9 Wil Myers, R (1, 9) OBP: 0.286, SLG: 0.418	B SL 78 X SI 96 1-0 FC5-4 ③ 1-2f		F SI 94 C CH 82 S SL 80 0-3 K ②			B SL 77 X CH 83 1-0 59 G5-3 5 1B 1B		S SL 88 S SL 89 B SL 89 S SL 88 1-3 K ①		4	1	1	0	0	2	3
11 Yunel Escobar, R (1, 6) OBP: 0.313, SLG: 0.361		X SI 92 0-0 59 E 30 2B 1B	C SL 77 B SI 93 F SI 93 B SI 95 X SI 94 2-2 G3 ③			C SL 78 B SI 94 F SI 94 1 SAFE F SI 95 X SI 94 1-2 F9 ①		F SL 88 F SI 99 B SL 90 B SL 88 X SI 98 2-2 G6-3 ②		4	1	1	0	0	0	2
59 Jose Lobaton, S (1, 2) OBP: 0.337, SLG: 0.407		F SL 77 F CH 82 B SL 78 F SI 94 X CH 82 1-2 E5 30 2B 8 G5-3 1-2		F CH 81 X CH 82 0-1 G4-3 ①		X CH 84 0-0 G5-3 ② 1-3		B SL 89 B SL 88 B SI 97 B SI 97 4-0 BB		3	1	0	0	1	0	2
30 Luke Scott, L (1, 10) OBP: 0.339, SLG: 0.422		C SL 78 B SL 79 C SL 78 B SL 79 F SI 95 B SL 77 X CH 84 3-2 8 G5-3 2B 1-3 2-H		F SI 92 C SL 78 B SL 78 B SI 92 S SL 79 2-3 K ②		B SI 95 B SL 81 H SL 78 3-0 5 1B HBP		X SL 87 0-0 G3 ③		3	0	1	1	0	1	1
5 Sam Fuld, L (1, 7) OBP: 0.267, SLG: 0.298		C SI 94 C SL 78 F SL 78 F SI 95 B SL 81 S SL 79 1-3 K ①		C SL 76 B SI 94 X SL 76 1-1 G3 ③		B SI 95 B SI 95 T SI 95 F SI 96 X SI 96 2-2 8 FC6-4 1-2 3-H 1B				3	0	1	1	0	1	2

Inning Stats	1	2	3	4	5	6	7	8	9
	R: 0 E: 0 K: 1 S: 14 H: 1 LOB: 2 BB: 1 P: 22	R: 2 E: 1 K: 2 S: 19 H: 2 LOB: 1 BB: 0 P: 28	R: 0 E: 0 K: 1 S: 10 H: 0 LOB: 1 BB: 0 P: 15	R: 0 E: 0 K: 1 S: 7 H: 0 LOB: 0 BB: 0 P: 10	R: 0 E: 0 K: 2 S: 12 H: 1 LOB: 1 BB: 0 P: 15	R: 1 E: 0 K: 0 S: 10 H: 2 LOB: 2 BB: 0 P: 17	R: 0 E: 0 K: 2 S: 8 H: 0 LOB: 0 BB: 0 P: 11	R: 0 E: 0 K: 1 S: 7 H: 0 LOB: 1 BB: 1 P: 14	

	AB	31
	R	3
	H	6
	RBI	3
	BB	2
	SO	10
	LOB	16

	1B: 5	SF: 0	WP: 0	PA: 35
	2B: 1	SAC: 0	PB: 0	
	3B: 0	DP: 0	SB: 1	
	HR: 0	HBP: 2	CS: 0	

PITCHER		IP	WLS	BF	H	R	ER	SO	BB	IBB	HBP	BLK	WP	HR	S	P	ERA	WHIP
49 Chris Sale, L ERA: 2.78	(1, 1)	7.0	L	31	6	3	2	9	1	0	2	0	0	0	80	118	2.57	1.000
65 Nate Jones, R ERA: 4.3	(8, 1)	1.0		4	0	0	0	1	1	0	0	0	0	0	7	14	0.00	1.000

PITCHER	IP	WLS	BF	H	R	ER	SO	BB	IBB	HBP	BLK	WP	HR	S	P	ERA	WHIP

Chicago White Sox @ Tampa Bay Rays

Tropicana Field, St. Petersburg, FL

Sun Jul 07 2013, 1:43 PM - 4:05 PM EDT

Att. 16,832 - Dome - 72 F

TOP

livebaseballscorecards.com

Batter	1	2	3	4	5	6	7	8	9	AB	R	H	RBI	BB	SO	LOB
10 Alexei Ramirez, R (1, 6) OBP: 0.305, SLG: 0.342	C FF 93 C SI 93 X SI 94 0-2 G3		C KC 79 X SI 92 0-1 ① P4		F SI 93 B FC 87 B FC 87 X SI 94 2-1 ② G6-3			C SI 92 X SI 93 0-1 ① F7		4	0	0	0	0	0	1
15 Gordon Beckham, R (1, 4) OBP: 0.367, SLG: 0.432	C SI 94 B FC 88 X CH 85 1-1 51 1B 1B		B SI 93 1 SAFE B FC 87 C FC 87 X SI 93 2-1 ② 1-2 1B		C FC 87 B KC 78 C FC 88 B SI 95 S FC 88 2-3 ③ K			B FC 87 C FC 87 X CH 85 1-1 ② P5		4	0	2	0	0	1	0
51 Alex Rios, R (1, 9) OBP: 0.323, SLG: 0.434	1 SAFE C SI 94 X SI 94 0-1 1-2 1B		X CH 85 0-0 ③ F8			B SI 92 F SI 91 C SI 92 X KC 78 1-2 ① P4		F CH 82 C SI 92 X SI 94 0-2 ③ P3		4	0	1	0	0	0	1
7 Jeff Keppinger, R (1, 3) OBP: 0.272, SLG: 0.300	B SI 93 X CH 85 1-0 ② F8			C SI 93 X CH 84 0-1 ① P3		C SI 92 B KC 78 X FC 86 1-1 ② F8			B SI 91 C SI 91 C SI 92 S CH 85 1-3 ① K	4	0	0	0	0	1	2
36 Josh Phegley, R (1, 2) OBP: 0.250, SLG: 0.714	B CH 85 X CH 85 1-0 ③ G6-3			B FC 86 X CH 84 1-0 ② F7		X FC 87 0-0 HR			C SI 92 C KC 78 X SI 94 0-2 ② F9	4	1	1	1	0	0	2
24 Dayan Viciedo, R (1, 10) OBP: 0.269, SLG: 0.361		B SI 92 F CH 84 X FF 93 1-1 ① G3		S SI 93 B SI 94 B SI 94 X CH 85 2-1 22 1B 1B		B CH 84 B SI 92 C CH 84 S FC 89 B SI 94 S FC 90 3-3 ③ K			C SI 94 F SI 93 B SI 94 B FC 90 S SI 94 2-3 ③ K	4	0	1	0	0	2	0
22 Brent Morel, R (1, 5) OBP: 0.286, SLG: 0.231		B SI 93 F SI 93 S FF 94 B FC 89 F SI 95 F SI 94 S FC 88 2-3 ② K		C FC 88 X FC 89 0-1 1-2 1B			L CH 84 X KC 78 0-1 ① G5-3			3	0	1	0	0	1	0
39 Casper Wells, R (1, 7) OBP: 0.224, SLG: 0.196		F SI 93 C KC 80 B SI 96 X SI 95 1-2 ③ G6-3		C CH 84 S SI 94 X SI 95 0-2 ③ F7			X SI 92 0-0 18 CS 1B			3	0	1	0	0	0	2
18 Blake Tekotte, L (1, 8) OBP: 0.300, SLG: 0.222			X SI 91 0-0 15 CS 1B		C SI 92 X SI 92 0-1 ① P3		1 SAFE 1 SAFE B SI 92 F FC 87 X KC 78 1-1 ②③ 1-2 G1-3			3	0	1	0	0	0	1

	AB	33
	R	1
	H	8
	RBI	1
	BB	0
	SO	5
	LOB	9

Inning Stats																		
	R: 0 E: 0 K: 0 S: 9	H: 2 LOB: 2 BB: 0 P: 12	R: 0 E: 0 K: 1 S: 10	H: 0 LOB: 0 BB: 0 P: 14	R: 0 E: 0 K: 0 S: 6	H: 2 LOB: 1 BB: 0 P: 8	R: 0 E: 0 K: 0 S: 10	H: 2 LOB: 2 BB: 0 P: 13	R: 0 E: 0 K: 1 S: 7	H: 0 LOB: 0 BB: 0 P: 11	R: 1 E: 0 K: 1 S: 9	H: 1 LOB: 0 BB: 0 P: 14	R: 0 E: 0 K: 0 S: 5	H: 1 LOB: 0 BB: 0 P: 6	R: 0 E: 0 K: 0 S: 7	H: 0 LOB: 0 BB: 0 P: 8	R: 0 E: 0 K: 2 S: 9	H: 0 LOB: 0 BB: 0 P: 12	1B: 7 2B: 0 3B: 0 HR: 1	SF: 0 SAC: 0 DP: 0 HBP: 0	WP: 0 PB: 0 SB: 0 CS: 2	PA: 33

PITCHER		IP	WLS	BF	H	R	ER	SO	BB	IBB	HBP	BLK	WP	HR	S	P	ERA	WHIP
14 David Price, L ERA: 4.18	(1, 1)	9.0	W	33	8	1	1	5	0	0	0	0	0	1	72	98	1.00	0.889

PITCHER		IP	WLS	BF	H	R	ER	SO	BB	IBB	HBP	BLK	WP	HR	S	P	ERA	WHIP

Batter	1	2	3	4	5	6	7	8	9	AB	R	H	RBI	BB	SO	LOB
8 Desmond Jennings, R (1, 8) OBP: 0.332, SLG: 0.447	B SI 88 B CH 79 X SI 88 2-0 1 SH1-3 18 SF8 2B		B SI 90 B CH 80 B FC 86 C SI 89 B SI 89 4-1 BB		B FC 85 1 SAFE 1 SAFE B CH 77 B SI 70 B SI 88 4-0 18 FC5 1 1B 1-2 BB		B CU 71 B SI 88 F SI 88 F CH 79 F SI 89 B SI 73 S CH 79 3-3 ③ K			2	1	1	0	2	1	0
1 Sean Rodríguez, R (1, 7) OBP: 0.325, SLG: 0.386 20 Matt Joyce, L (8, PH) OBP: 0.327, SLG: 0.456 (9, 7)	X SI 88 0-0 ① SH1-3 2-3		1 SAFE F SI 87 1 SAFE 1 SAFE X SI 86 0-1 ② F9		F FC 84 X FC 85 0-1 18 FC5 1-2 2-H 1B			C SI 94 C SL 84 S SL 83 0-3 ① K		2 1	0 0	1 0	1 0	0 0	0 1	1 0
18 Ben Zobrist, S (1, 4) OBP: 0.348, SLG: 0.375	B FC 85 F CH 80 X SI 90 1-1 ② SF8 3-H		1 SAFE C CH 78 P PO 82 X SI 88 1-1 ③ G5-3		C SI 72 F CH 78 B FC 86 F FF 87 B CH 77 X CH 80 2-2 ③ FC5 1-2 2-3f			B SL 81 C SL 84 B CH 88 B SI 95 X SI 94 3-1 ② G3		3	0	0	1	0	0	3
3 Evan Longoria, R (1, 5) OBP: 0.366, SLG: 0.525	F SI 88 B SI 90 X FF 87 1-1 ③ F9			B CU 72 F SI 89 S CU 74 S CH 78 1-3 ① K		B CU 72 X CH 78 1-0 ① G5-3		B FF 94 C SL 84 X FF 95 1-1 ③ G6-3		4	0	0	0	0	1	0
21 James Loney, L (1, 3) OBP: 0.370, SLG: 0.473		X FC 84 0-0 ① G4-3		B SI 74 F CU 72 B SI 90 F FC 85 X CH 80 2-2 ② G3		B FC 85 X SI 88 1-0 ② F7				3	0	0	0	0	0	0
9 Wil Myers, R (1, 9) OBP: 0.276, SLG: 0.402		F SI 88 C SI 91 B CH 80 B FF 88 C SI 91 2-3 ② K		X SI 90 0-0 ③ G1-3		S CH 78 B SI 89 B CH 79 X FC 85 2-1 ③ F8				3	0	0	0	0	1	0
30 Luke Scott, L (1, 10) OBP: 0.344, SLG: 0.439		B SI 90 C FF 87 B SI 89 S CH 80 X FF 88 2-2 1B		F SI 88 C CU 74 B SI 90 B SI 90 F CH 80 F SI 89 B FF 87 S CH 79 3-3 ① K			B SI 88 C SI 87 X FC 85 1-1 28 SF9 3B			3	1	2	0	0	1	0
28 José Molina, R (1, 2) OBP: 0.314, SLG: 0.342		S SI 88 C CH 80 F SI 90 1 SAFE B CH 76 B SI 90 F SI 90 1 SAFE S CH 78 2-3 ③ K		C CU 73 B CH 80 X CH 80 1-1 ② G6-3			B CU 70 X CH 79 1-0 ① SF9 3-H			2	0	0	1	0	1	1
11 Yunel Escobar, R (1, 6) OBP: 0.313, SLG: 0.361			B SI 73 B CH 80 F SI 88 X FC 86 2-1 ① G5-3	C CH 79 B CH 78 X FF 86 1-1 8 BB 1 1B 1B			B CU 71 X FF 88 1-0 ② F8			3	1	1	0	0	0	0
Inning Stats	R: 1 E: 0 K: 0 S: 6 H: 1 LOB: 0 BB: 0 P: 10	R: 0 E: 0 K: 2 S: 12 H: 1 LOB: 1 BB: 0 P: 18	R: 0 E: 0 K: 0 S: 8 H: 0 LOB: 1 BB: 1 P: 14	R: 0 E: 0 K: 1 S: 7 H: 0 LOB: 0 BB: 0 P: 10	R: 1 E: 0 K: 1 S: 15 H: 2 LOB: 2 BB: 1 P: 26	R: 0 E: 0 K: 0 S: 4 H: 0 LOB: 0 BB: 0 P: 8	R: 1 E: 0 K: 1 S: 8 H: 1 LOB: 0 BB: 0 P: 14	R: 0 E: 0 K: 1 S: 7 H: 0 LOB: 0 BB: 0 P: 11		1B: 3 2B: 1 3B: 1 HR: 0	SF: 2 SAC: 1 DP: 0 HBP: 0			WP: 0 PB: 0 SB: 0 CS: 0	PA: 31	

PITCHER		IP	WLS	BF	H	R	ER	SO	BB	IBB	HBP	BLK	WP	HR	S	P	ERA	WHIP
50 John Danks, L ERA: 4.31	(1, 1)	7.0	L	28	5	3	3	5	2	0	0	0	0	0	60	100	3.86	1.000
27 Matt Lindstrom, R ERA: 3.21	(8, 1)	1.0		3	0	0	0	1	0	0	0	0	0	0	7	11	0.00	0.000

PITCHER	IP	WLS	BF	H	R	ER	SO	BB	IBB	HBP	BLK	WP	HR	S	P	ERA	WHIP

BOTTOM

Chicago White Sox @ Tampa Bay Rays

Tropicana Field, St. Petersburg, FL

Sun Jul 07 2013, 1:43 PM - 4:05 PM EDT

Att. 16,832 - Dome - 72 F

livebaseballscorecards.com

AB	26
R	3
H	5
RBI	3
BB	2
SO	6
LOB	5

Batter	1	2	3	4	5	6	7	8	9	AB	R	H	RBI	BB	SO	LOB
2 Brian Dozier, R (1, 4) OBP: 0.316, SLG: 0.387	C SI 91 H SI 92 1-1 9 7 G4-6-3 BB HBP		B SI 91 F SI 91 B CH 84 X SI 92 2-1 7 G6-3 3-H 2B		C SI 90 B SI 89 1 SAFE B SI 89 B SI 88 C SI 90 X SI 91 3-2 ① G6-3 1-2		B FF 92 C FF 92 F SI 93 F CH 85 X CH 84 1-2 ① L7		B SI 94 B SI 92 B SI 94 C SI 94 C SI 94 X SI 95 3-2 ② F9	4	0	1	1	0	0	2
7 Joe Mauer, L (1, 2) OBP: 0.391, SLG: 0.461	B SI 89 B CH 82 B SI 88 C FF 88 B SI 88 4-1 9 G4-6-3 1-2 BB		B SL 85 F CH 85 C SI 92 F SI 92 X CH 86 1-2 ② G6-3 2-3		B SI 92 D CH 84 B CH 86 B FF 93 4-0 9 G3-1 BB		C SI 93 F FF 92 B FF 93 X FF 93 1-2 ② G3-1		C SI 96 X SI 97 0-1 ③ L6 1-2	3	0	0	0	2	0	2
9 Ryan Doumit, S (1, 10) OBP: 0.296, SLG: 0.388	C SL 84 X SI 92 0-1 ① ② G4-6-3 1-2f 2-3		B SI 92 F SI 92 B SI 93 S SL 86 F SL 84 B CH 86 X SL 84 3-2 ③ F7		X SI 92 0-0 ② G3-1 1-2 2-3		S CH 86 C CH 84 B CH 86 X CH 87 1-2 ③ F7			4	0	0	0	0	0	5
33 Justin Morneau, L (1, 3) OBP: 0.335, SLG: 0.416	C FF 91 D CH 86 X CH 84 1-1 ③ G4-3			X SL 84 0-0 HR	I IN 64 I IN 65 I IN 67 I IN 67 4-0 IBB			C FF 89 B CU 78 S CU 79 X FS 82 1-2 ① P6		3	1	1	1	1	0	1
24 Trevor Plouffe, R (1, 5) OBP: 0.326, SLG: 0.447		C SL 84 B CH 85 C SL 85 F SI 92 B SI 91 C SI 92 2-3 ① K		C SI 92 F SI 91 B CH 85 X SI 91 1-2 31 1B 27 SF9 1B	X SI 91 0-0 ③ F9			C CU 79 S FS 81 B FF 90 C FF 90 1-3 ② K		4	1	1	0	0	2	3
31 Oswaldo Arcia, L (1, 7) OBP: 0.345, SLG: 0.447		B SI 92 F SL 85 F SL 84 X CH 86 1-2 ② G4-3		B SI 89 X SI 91 1-0 ① 1-3 1B		T SI 91 X CH 86 0-1 ① L3		C CU 78 S FS 81 B FF 91 X FS 82 1-2 ③ F7		4	0	1	0	0	0	0
27 Chris Parmelee, L (1, 9) OBP: 0.314, SLG: 0.392		B SI 92 F SL 86 C SI 93 S SL 85 1-3 ③ K		B SI 92 C SI 92 F SL 85 F SI 92 X SL 86 1-2 ② SF9 3-H		B SL 85 B CH 86 X CH 87 2-0 ② F7			C SI 88 C CU 75 X CH 85 0-2 ① G6-3	3	0	0	1	0	1	0
32 Aaron Hicks, S (1, 8) OBP: 0.271, SLG: 0.372			B SI 91 B SL 85 C SI 90 X SL 85 2-1 25 G3 2 2B 2B	F SI 92 X SI 94 0-1 25 PO 1B		X CH 86 0-0 3B			B CU 75 F FC 88 B CH 84 X FC 86 2-1 25 WP 25 1B 2B	4	2	4	0	0	0	0
25 Pedro Florimón, S (1, 6) OBP: 0.288, SLG: 0.313			B SI 91 C SL 84 X SL 84 1-1 ① G3 2-3	S CH 86 B SI 93 1 SAFE 1-1 ③ PO 1-2	B SI 91 X CH 85 1-0 9 2 G3-1 S 1B	C SI 92 B SI 92 B SI 92 S CH 86 S SI 93 2-3 ③ K			C CH 83 B FC 86 F FC 86 B CU 77 B CU 77 X FC 87 3-2 7 DI 2-H 1B	4	0	2	1	0	1	2
Inning Stats	R: 0 E: 0 K: 0 S: 6 H: 0 LOB: 1 BB: 1 P: 12	R: 0 E: 0 K: 2 S: 10 H: 0 LOB: 0 BB: 0 P: 14	R: 1 E: 0 K: 0 S: 14 H: 2 LOB: 1 BB: 0 P: 23	R: 2 E: 0 K: 0 S: 12 H: 4 LOB: 0 BB: 0 P: 16	R: 0 E: 0 K: 0 S: 6 H: 1 LOB: 3 BB: 2 P: 18	R: 0 E: 0 K: 1 S: 7 H: 1 LOB: 1 BB: 0 P: 11	R: 0 E: 0 K: 0 S: 10 H: 0 LOB: 0 BB: 0 P: 13	R: 0 E: 0 K: 1 S: 9 H: 0 LOB: 0 BB: 0 P: 12	R: 1 E: 0 K: 0 S: 13 H: 2 LOB: 1 BB: 0 P: 21	1B: 5 2B: 3 3B: 1 HR: 1 SF: 1 SAC: 0 DP: 1 HBP: 1						

PITCHER		IP	WLS	BF	H	R	ER	SO	BB	IBB	HBP	BLK	WP	HR	S	P	ERA	WHIP
40 Roberto Hernandez, R ERA: 4.93	(1, 1)	6.0		27	8	3	3	3	2	1	1	0	0	1	55	94	4.50	1.667
54 Alex Torres, L ERA: 0.36	(7, 1)	1.0	W	3	0	0	0	0	0	0	0	0	0	0	10	13	0.00	0.000
62 Joel Peralta, R ERA: 3.4	(8, 1)	1.0	H	3	0	0	0	1	0	0	0	0	0	0	9	12	0.00	0.000
35 Jamey Wright, R ERA: 3.07	(9, 1)	0.1		3	2	1	1	0	0	0	0	0	1	0	8	13	27.00	6.000
56 Fernando Rodney, R ERA: 4.1	(9, 1)	0.2	S	2	0	0	0	0	0	0	0	0	0	0	5	8	0.00	0.000

PITCHER	IP	WLS	BF	H	R	ER	SO	BB	IBB	HBP	BLK	WP	HR	S	P	ERA	WHIP

TOP

Minnesota Twins @ Tampa Bay Rays

Tropicana Field, St. Petersburg, FL

Mon Jul 08 2013, 7:11 PM - 10:07 PM EDT

Att. 11,516 - Dome - 72 F

livebaseballscorecards.com

AB	33
R	4
H	10
RBI	4
BB	3
SO	4
LOB	15

WP: 1	PA: 39					
PB: 0						
SB: 1						
CS: 0						

Minnesota Twins @ Tampa Bay Rays

Tropicana Field, St. Petersburg, FL

Mon Jul 08 2013, 7:11 PM - 10:07 PM EDT

Att. 11,516 - Dome - 72 F

livebaseballscorecards.com

BOTTOM

Batter	1	2	3	4	5	6	7	8	9	AB	R	H	RBI	BB	SO	LOB
8 Desmond Jennings, R (1, 8) OBP: 0.335, SLG: 0.454	C FC 88 X FC 90 0-1 ① G1-3		B CU 78 X FC 88 1-0 30 G3-6-3 1B		B CU 78 B FC 89 C FC 89 F FC 90 B FC 89 B FC 90 4-2 18 G3 3 1B BB		C CU 75 F FC 89 B CU 81 X CU 81 1-2 18 HR 3B	C FF 94 X CU 80 0-1 ③ F8		4	2	2	0	1	0	1
30 Luke Scott, L (1, 10) OBP: 0.342, SLG: 0.452	B FC 90 B FC 88 B FC 89 C FC 89 X FC 89 3-1 HR		1 SAFE C FC 89 X FC 88 0-1 ① ② G3-6-3 1-2f		C FC 90 1 SAFE B FC 90 X FC 89 1-1 ① P6		B SI 87 C SI 89 F SI 90 D SL 79 S SI 91 2-3 ① K			4	1	1	1	0	1	3
18 Ben Zobrist, S (1, 4) OBP: 0.350, SLG: 0.389	B FC 90 B CH 81 C FC 90 C CH 82 T CU 79 2-2 ② K		C FC 90 C CU 81 X FC 92 0-2 2B		B FC 89 1 SAFE X FC 89 1-0 ② G3 1-2		F SI 89 B SI 90 B SI 90 X SI 89 2-1 3-H HR			4	1	2	2	0	1	1
3 Evan Longoria, R (1, 5) OBP: 0.365, SLG: 0.521	C FC 90 C CU 81 X FC 92 0-2 ③ G1-3		F FC 91 B CU 80 B CH 84 S CH 84 B CU 81 S CU 80 3-3 ③ K		F CU 80 B FC 91 X FC 90 1-1 2-H 1B		C SL 85 S FC 91 B CH 88 X SL 85 1-2 ② F7			4	0	1	1	0	1	1
21 James Loney, L (1, 3) OBP: 0.371, SLG: 0.477		B FC 90 X FC 89 1-0 9 FC6-4 1B		B FC 91 B CH 84 C FC 90 X CU 80 2-1 11 WP 2B	B FC 90 B CH 83 C CH 84 C FC 90 B CU 82 X CU 80 3-2 ③ G6-3		S CH 87 B CH 88 X CH 89 1-1 ③ G4-3			4	0	2	0	0	0	1
9 Wil Myers, R (1, 9) OBP: 0.275, SLG: 0.388		B FC 89 F FC 90 B FC 90 B CH 84 C FC 88 X FC 90 3-2 ① FC6-4 20 1B 28 1B 1-2f		B FC 91 C FC 90 F CH 84 D CU 82 B CU 82 S FC 91 3-3 ① K		X FC 89 0-0 ① L8		B SL 84 B FF 94 B FF 93 D FF 92 4-0 28 1B 11 SF9 BB		3	2	0	0	1	1	2
20 Matt Joyce, L (1, 7) OBP: 0.329, SLG: 0.454		B CU 78 D FC 90 X FC 90 2-0 28 1B 1-3 1B		B FC 92 B CH 83 F FC 91 D CH 84 B FC 91 4-1 11 WP BB		B FF 89 B CU 82 X FF 87 2-0 ② F8		C FF 94 C FF 94 F FF 95 B FF 94 D SL 88 F CU 82 S CU 82 2-3 ① K		3	0	1	0	1	1	1
28 José Molina, R (1, 2) OBP: 0.318, SLG: 0.346		X FC 91 0-0 11 G6-4-3 1-3 3-H 1B		C FC 91 X CH 84 0-1 ② F4		X FC 90 0-0 ③ G5-3		X FF 94 0-0 11 E 1-3 1B		4	0	2	1	0	0	2
11 Yunel Escobar, R (1, 6) OBP: 0.313, SLG: 0.371		X FC 90 0-0 ② ③ G6-4-3 1-2f		C CU 80 F CU 83 B CU 82 B CH 85 X CU 83 2-2 ③ G5-3 1-2 2-3			C CU 77 X CH 82 0-1 HR	X FF 94 0-0 ② SF9 1-2 3-H		3	1	1	2	0	0	4
Inning Stats	R: 1 E: 0 K: 1 S: 10 H: 1 LOB: 0 BB: 0 P: 15	R: 1 E: 0 K: 0 S: 7 H: 3 LOB: 1 BB: 0 P: 13	R: 0 E: 0 K: 1 S: 9 H: 2 LOB: 1 BB: 0 P: 13	R: 0 E: 0 K: 1 S: 11 H: 1 LOB: 2 BB: 1 P: 22	R: 1 E: 0 K: 0 S: 10 H: 1 LOB: 1 BB: 1 P: 20	R: 0 E: 0 K: 0 S: 3 H: 0 LOB: 0 BB: 0 P: 5	R: 3 E: 0 K: 1 S: 15 H: 3 LOB: 0 BB: 0 P: 22	R: 1 E: 1 K: 1 S: 9 H: 1 LOB: 1 BB: 1 P: 15		1B: 6 2B: 2 3B: 1 HR: 3	SF: 1 SAC: 0 DP: 2 HBP: 0			WP: 1 PB: 0 SB: 0 CS: 0	PA: 37		

	AB	33
	R	7
	H	12
	RBI	7
	BB	3
	SO	5
	LOB	16

PITCHER		IP	WLS	BF	H	R	ER	SO	BB	IBB	HBP	BLK	WP	HR	S	P	ERA	WHIP
21 Samuel Deduno, R ERA: 3.9	(1, 1)	6.0	L	28	10	5	5	3	2	0	0	0	1	2	55	94	7.50	2.000
56 Caleb Thielbar, L ERA: 0.45	(7, 1)	0.1		2	1	1	1	1	0	0	0	0	0	1	5	9	27.00	3.000
61 Jared Burton, R ERA: 3.99	(7, 1)	0.2		2	0	0	0	0	0	0	0	0	0	0	5	7	0.00	0.000
57 Ryan Pressly, R ERA: 2.59	(8, 1)	1.0		5	1	1	1	1	1	0	0	0	0	0	9	15	9.00	2.000

PITCHER		IP	WLS	BF	H	R	ER	SO	BB	IBB	HBP	BLK	WP	HR	S	P	ERA	WHIP

Batter	1	2	3	4	5	6	7	8	9	AB	R	H	RBI	BB	SO	LOB
2 Brian Dozier, R (1, 4) OBP: 0.315, SLG: 0.383	C FF 93 X FF 94 0-1 ① F8		B SI 94 C SL 86 C SL 86 B FF 97 S FF 96 2-3 ① K			H FF 93 1-0 9 E 9 SF8 HBP		C SI 97 X SL 87 0-1 ③ G5-3		3	1	0	0	0	1	0
7 Joe Mauer, L (1, 2) OBP: 0.392, SLG: 0.464	B FF 95 C FF 96 C FF 94 F FF 96 B SL 88 X FF 95 2-2 2B		B SL 86 C CH 85 C FF 95 F FF 96 X FF 96 1-2 ② F7			B FF 92 B FF 93 B FF 92 C FF 94 1 SAFE X FF 92 3-1 ① F7			C CH 81 X CH 83 0-1 9 1B 1B	4	0	2	0	0	0	1
9 Ryan Doumit, S (1, 10) OBP: 0.295, SLG: 0.388	D FF 96 C SL 85 X SL 87 1-1 ② L9		B CH 85 B CH 84 X FF 95 2-0 ③ F8			1 SAFE S SL 85 F FF 96 F FF 96 D SL 87 B SL 85 F CH 84 X FF 95 2-2 ② SF8 1-H			C SI 95 C SI 96 B CH 84 B SI 97 B SI 96 F SI 94 X SI 96 3-2 1-2 1B	3	0	1	1	0	0	1
33 Justin Morneau, L (1, 3) OBP: 0.331, SLG: 0.410	C FF 95 X FF 94 0-1 ③ L8			X CH 84 0-0 ① G4-3		B SL 84 X CH 84 1-0 ③ G3			C FF 96 F FF 97 B FF 97 S CH 87 1-3 ① K	4	0	0	0	0	1	3
24 Trevor Plouffe, R (1, 5) OBP: 0.325, SLG: 0.443		C FF 94 X SL 85 0-1 31 G4-6-3 1B		B SI 93 B FF 94 B FF 95 F FF 94 X FF 93 3-1 ② F8			C SI 92 B CH 86 C CH 85 B FF 93 F FF 94 B CH 85 S CH 85 3-3 ① K		C SI 96 S SI 96 B FF 99 F FF 98 S CH 86 1-3 ② K	4	0	1	0	0	2	2
31 Oswaldo Arcia, L (1, 7) OBP: 0.338, SLG: 0.438		F FF 94 X CH 84 0-1 ①② G4-6-3 1-2f		B FF 94 B CH 83 B FF 94 C FF 94 F FF 94 X CH 83 3-2 ③ F9			C FF 94 C SI 93 B FF 94 B CH 88 F CH 87 X SI 93 2-2 ② G6-3		S CH 85 C SI 96 F FF 100 F FF 97 D CH 86 S CH 85 1-3 ③ K	4	0	0	0	0	1	3
27 Chris Parmelee, L (1, 9) OBP: 0.314, SLG: 0.391		C FF 95 B SI 96 X SL 87 1-1 32 HBP 1B			C FF 92 B FF 94 B CH 82 T FF 94 F SL 86 S FF 95 2-3 ① K		C SI 90 C CH 86 C FF 94 0-3 ③ K			3	0	1	0	0	2	0
32 Aaron Hicks, S (1, 8) OBP: 0.272, SLG: 0.369		C FF 95 F CH 86 B FF 95 H FF 96 2-2 1-2 HBP			B FF 94 B CH 82 F FF 93 F FF 95 X SL 86 2-2 ② F7			C FF 94 B SL 86 X SI 96 1-1 ① G4-3		2	0	0	0	0	0	0
25 Pedro Florimón, S (1, 6) OBP: 0.285, SLG: 0.309		F FF 94 B SL 87 S CH 85 X FF 96 1-2 ③ L9			C SL 83 B FF 96 B FF 95 S SL 84 X FF 96 2-2 ③ G4-3			B SI 96 X FF 93 1-0 ② L6		3	0	0	0	0	0	2
Inning Stats	R: 0 H: 1 E: 0 LOB: 1 K: 0 BB: 0 S: 10 P: 13	R: 0 H: 2 E: 0 LOB: 2 K: 0 BB: 0 S: 11 P: 15	R: 0 H: 0 E: 0 LOB: 0 K: 1 BB: 0 S: 8 P: 13	R: 0 H: 0 E: 0 LOB: 0 K: 0 BB: 0 S: 6 P: 12	R: 0 H: 0 E: 0 LOB: 0 K: 1 BB: 0 S: 10 P: 16	R: 1 H: 0 E: 1 LOB: 0 K: 0 BB: 0 S: 8 P: 15	R: 0 H: 0 E: 0 LOB: 0 K: 2 BB: 0 S: 11 P: 16	R: 0 H: 0 E: 0 LOB: 0 K: 0 BB: 0 S: 5 P: 7	R: 0 H: 2 E: 0 LOB: 2 K: 3 BB: 0 S: 18 P: 24	1B: 4 SF: 1 2B: 1 SAC: 0 3B: 0 DP: 1 HR: 0 HBP: 2						

PITCHER	IP	WLS	BF	H	R	ER	SO	BB	IBB	HBP	BLK	WP	HR	S	P	ERA	WHIP
22 Chris Archer, R (1, 1) ERA: 3.59	6.0	W	22	3	1	0	2	0	0	2	0	0	0	53	84	0.00	0.500
54 Alex Torres, L (7, 1) ERA: 0.35	1.0	H	3	0	0	0	2	0	0	0	0	0	0	11	16	0.00	0.000
57 Jake McGee, L (8, 1) ERA: 4.72	1.0	H	3	0	0	0	0	0	0	0	0	0	0	5	7	0.00	0.000
56 Fernando Rodney, R (9, 1) ERA: 3.99	1.0	S	5	2	0	0	3	0	0	0	0	0	0	18	24	0.00	2.000

PITCHER	IP	WLS	BF	H	R	ER	SO	BB	IBB	HBP	BLK	WP	HR	S	P	ERA	WHIP

TOP

Minnesota Twins @ Tampa Bay Rays

Tropicana Field, St. Petersburg, FL

Tue Jul 09 2013, 7:11 PM - 9:56 PM EDT

Att. 12,777 - Dome - 72 F

livebaseballscorecards.com

AB	30
R	1
H	5
RBI	1
BB	0
SO	7
LOB	12

1B: 4	SF: 1	WP: 0	PA: 33
2B: 1	SAC: 0	PB: 0	
3B: 0	DP: 1	SB: 0	
HR: 0	HBP: 2	CS: 0	

Batter	1	2	3	4	5	6	7	8	9	AB	R	H	RBI	BB	SO	LOB
8 Desmond Jennings, R (1, 8) OBP: 0.334, SLG: 0.450	B SI 92 C FF 93 X SL 85 1-1 ① G6-3			B CU 79 F SI 92 B FF 92 B SL 85 B FF 93 4-1 3 WP 30 BB 20 1B BB	B CU 79 X SL 83 1-0 ① G5-3		B SL 83 C SL 82 B SL 81 X FF 92 2-1 ③ P4			3	1	0	0	1	0	0
30 Luke Scott, L (1, 10) OBP: 0.345, SLG: 0.450	B FF 94 X CH 84 1-0 ② G4-3			B SI 91 B SI 92 B SI 90 B SI 91 4-0 3 WP 20 1B 1-2 BB	C CH 83 B SI 91 C SL 83 B SL 84 X SI 91 2-2 ② G4-3			S SI 92 F SI 94 B SL 84 B SL 86 X SL 85 2-2 18 FC5-4 1B		3	1	1	0	1	0	0
18 Ben Zobrist, S (1, 4) OBP: 0.349, SLG: 0.386	C FF 94 F SI 92 F SL 86 X FF 92 0-2 ③ G4-3			F SI 90 B SI 92 S SI 91 X SI 92 1-2 ① F8	B CH 84 C CH 84 C CU 80 B CH 84 B SI 92 F CH 84 B FF 92 4-2 BB			L SI 93 D SI 94 B SI 93 F SI 93 F SL 85 F SL 86 B SI 94 X SI 92 3-2 ① FC5-4 1-2f		3	0	0	0	1	0	3
3 Evan Longoria, R (1, 5) OBP: 0.361, SLG: 0.515		C SI 92 S SI 92 X FF 92 0-2 ① F9		C FF 91 B FF 93 B SI 92 B SL 86 S CH 84 S SI 93 3-3 ② K 1-2 2-3	X FF 91 0-0 ③ L7			F SI 89 1 SAFE C SL 85 F SL 85 X SL 86 0-2 ② F9		4	0	0	0	0	1	4
21 James Loney, L (1, 3) OBP: 0.370, SLG: 0.472		C SI 92 F SI 93 B FF 92 B SI 93 B CH 85 X CH 84 3-2 ② G4-3		C SI 92 S SI 92 B FF 91 B FF 92 B SI 92 B SI 91 4-2 20 1B 2 2B BB		C CH 82 F SI 91 B SI 91 B CH 84 F SI 91 B SI 92 F SI 91 X SI 91 3-2 ① G4-3		B FF 90 C SL 83 B FF 90 F SL 84 S FF 92 2-3 ③ K		3	1	0	0	1	1	1
20 Matt Joyce, L (1, 9) OBP: 0.329, SLG: 0.453		B SI 94 B SI 93 X SI 90 2-0 ③ F9		X SI 91 0-0 2 2B 1-3 2-H 3-H 1B		C SI 91 S SL 84 B SL 85 F CH 84 X CH 84 1-2 ② G6-3				3	1	1	2	0	0	0
2 Kelly Johnson, L (1, 7) OBP: 0.313, SLG: 0.431 5 Sam Fuld, L (8, 7) OBP: 0.267, SLG: 0.298			C SI 93 B SI 93 F SI 92 B SL 84 X SI 92 2-2 ① P6	1 SAFE B SI 93 B CH 82 1 SAFE X SI 92 2-0 59 1B 1-H 3-H 2B		C CH 84 B CH 84 B CH 83 F SI 91 S SL 85 2-3 ③ K				3 0	0 0	1 0	2 0	0 0	1 0	0 0
59 Jose Lobaton, S (1, 2) OBP: 0.343, SLG: 0.412			B CU 79 F SI 94 B FF 93 X SI 94 2-1 11 CS 1B	F CH 83 X CU 77 0-1 11 FC6-4 2-3 1B			C FF 90 B FF 91 B FF 92 F FF 91 F CU 76 F FF 92 C FF 92 2-3 ① K			3	0	2	0	0	1	0
11 Yunel Escobar, R (1, 6) OBP: 0.310, SLG: 0.367			B FF 93 D SI 93 D SI 93 C FF 93 S SI 92 S SI 92 3-3 ②③ K 1-2	B SI 92 X FF 92 1-0 ③ FC6-4 1-2f			C SL 81 X FF 90 0-1 ② F8			3	0	0	0	0	1	3
Inning Stats	R: 0 E: 0 K: 0 S: 7 H: 0 LOB: 0 BB: 0 P: 9	R: 0 E: 0 K: 0 S: 7 H: 0 LOB: 0 BB: 0 P: 12	R: 0 E: 0 K: 1 S: 8 H: 1 LOB: 1 BB: 0 P: 15	R: 4 E: 0 K: 1 S: 14 H: 3 LOB: 2 BB: 3 P: 33	R: 0 E: 0 K: 0 S: 8 H: 0 LOB: 1 BB: 1 P: 15	R: 0 E: 0 K: 0 S: 12 H: 0 LOB: 0 BB: 0 P: 18	R: 0 E: 0 K: 1 S: 9 H: 0 LOB: 0 BB: 0 P: 13	R: 0 E: 0 K: 1 S: 15 H: 1 LOB: 1 BB: 0 P: 22		1B: 4 2B: 2 3B: 0 HR: 0 SF: 0 SAC: 0 DP: 1 HBP: 0				WP: 1 PB: 0 SB: 0 CS: 1 PA: 32		

PITCHER		IP	WLS	BF	H	R	ER	SO	BB	IBB	HBP	BLK	WP	HR	S	P	ERA	WHIP
44 Kyle Gibson, R ERA: 7.27	(1, 1)	6.0	L	25	4	4	4	3	4	0	0	0	1	0	56	102	6.00	1.333
20 Josh Roenicke, R ERA: 3.58	(7, 1)	1.0		3	0	0	0	1	0	0	0	0	0	0	9	13	0.00	0.000
52 Brian Duensing, L ERA: 5.01	(8, 1)	0.1		2	1	0	0	0	0	0	0	0	0	0	8	13	0.00	3.000
50 Casey Fien, R ERA: 3.28	(8, 1)	0.2		2	0	0	0	1	0	0	0	0	0	0	7	9	0.00	0.000

PITCHER	IP	WLS	BF	H	R	ER	SO	BB	IBB	HBP	BLK	WP	HR	S	P	ERA	WHIP

BOTTOM

Minnesota Twins @ Tampa Bay Rays

Tropicana Field, St. Petersburg, FL

Tue Jul 09 2013, 7:11 PM - 9:56 PM EDT

Att. 12,777 - Dome - 72 F

livebaseballscorecards.com

AB	28
R	4
H	5
RBI	4
BB	4
SO	5
LOB	11

Batter	1	2	3	4	5	6	7	8	9	10	11	12	13	AB	R	H	RBI	BB	SO	LOB
11 Clete Thomas, L (1, 9) OBP: 0.324, SLG: 0.380	B FF 91 B FF 90 C FF 89 S FF 92 X CH 82 2-2 F7		F FF 90 B FF 91 B FF 92 X FF 90 1-2 P6		D CU 76 X CH 80 1-0 3-H 1B			B FF 90 B CU 78 F FF 90 C FF 90 F FS 80 F FS 81 F FF 90 F CU 80 B FF 90 3-2 X CU 79 P4		B FC 88 S FC 86 S CU 77 S CU 79 1-3 K2-3		C SL 79 F SL 84 B SL 88 F FF 95 S SL 85 1-3 K		6	0	1	1	0	2	1
8 Jamey Carroll, R (1, 4) OBP: 0.271, SLG: 0.250 27 Chris Parmelee, L (8, PH) OBP: 0.313, SLG: 0.390 2 Brian Dozier, R (8, 4) OBP: 0.313, SLG: 0.380	C FF 91 B SI 91 S CH 81 B FF 92 S CH 82 2-3 K		B SI 91 X FF 91 X SI 91 1-1 G6-3		B CH 80 B CH 81 C FF 90 B SI 91 F FF 91 C FF 91 3-3 K			C CU 80 S FS 81 F FS 82 B FF 89 S FF 90 1-3 K			B FC 87 X FC 88 1-0 L7		B SI 93 X SI 90 1-0 L5	3 1 2	0 0 0	0 0 0	0 0 0	0 0 0	2 1 0	1 0 0
7 Joe Mauer, L (1, 10) OBP: 0.396, SLG: 0.466	B SI 91 C SI 92 C CU 75 B FF 91 F CH 82 B FF 91 X SI 91 3-2 L8		X SI 90 0-0 G6-3			C SI 89 B CU 78 B SI 91 C FF 91 X FF 92 2-2 9 G3-6-3 1B			C SI 90 X SI 95 0-1 33 1B 1B		B CU 75 C CH 84 B FC 87 B FC 88 F CH 83 D CU 78 4-2 9 2B BB		B FF 92 B SL 85 X FF 92 2-0 9 1B 1B	5	0	3	0	1	0	0
33 Justin Morneau, L (1, 3) OBP: 0.329, SLG: 0.406		B FF 90 C CH 81 B FF 91 C SI 91 F FF 91 T FF 91 2-2 K	T CH 80 B FF 91 S CU 74 C CH 80 1-3 K			C FF 91 B CH 80 C CU 75 B FF 91 S CU 79 2-3 K		C SI 91 B SI 91 B FF 92 X CH 82 3-1 G3-6-3 1-2f		B SI 94 D CH 83 F SI 95 X SI 95 2-1 1-2 1B		B CH 84 S FC 89 1 SAFE X FC 88 1-1 P5		X CU 71 0-0 P4	6	0	1	0	0	3	3
9 Ryan Doumit, S (1, 2) OBP: 0.299, SLG: 0.394		S CH 81 S CH 82 B CH 80 B FF 92 X CH 81 2-2 31 G5-3 1B	B SI 91 S CH 81 B CH 81 X CH 81 2-1 G4-3						B CH 83 S SI 94 F SI 96 T FF 98 1-2 K		B CH 85 X CH 85 1-0 1-3 2B		D SI 94 X SL 86 1-0 1-3 1B	6	0	3	0	0	1	3
31 Oswaldo Arcia, L (1, 7) OBP: 0.329, SLG: 0.424		C SI 91 F FF 91 X CU 78 0-2 G5-3 1-2	C CU 73 S CH 81 S CU 78 0-3 K2-3				C SI 94 C FF 96 B SI 96 B SI 97 S SI 96 2-3 K		C SI 97 S SI 96 B FF 99 S CH 86 1-3 K		X FC 89 0-0 G4-3		B FF 93 F FF 93 S FF 93 S SI 93 1-3 K	6	0	0	0	0	4	7
32 Aaron Hicks, S (1, 8) OBP: 0.270, SLG: 0.369		C CH 81 C FF 91 B FF 92 C CU 78 1-3 K			B CU 72 S CH 80 L CH 80 B CU 79 F FF 92 X CH 80 2-2 25 G3 11 1B 2B		C SI 95 B SI 97 C SI 96 S SI 96 1-3 K		B SI 97 X SI 97 1-0 G4-3			B SI 91 X SI 90 1-0 G4-3		5	1	1	0	0	2	3
5 Eduardo Escobar, S (1, 5) OBP: 0.268, SLG: 0.328			C FF 90 X CH 80 0-1 25 HR 1B		F FF 91 B SI 90 L FF 91 F FF 91 S CU 78 1-3 K		S FF 96 B FF 96 S SI 96 S SI 96 1-3 K			C SI 90 F FC 88 X CU 77 0-2 G4-3		B FF 93 B SL 90 F SI 91 F SI 90 F SL 86 X FF 94 2-2 1B		5	1	2	0	0	2	1
25 Pedro Florimón, S (1, 6) OBP: 0.283, SLG: 0.320			S CH 80 X FF 90 0-1 1-H HR		C CH 79 B CU 75 X CH 81 1-1 G3 2-3			B CU 78 C CU 78 B FS 81 F FF 90 B FS 79 F FF 89 S FF 90 3-3 K		B CU 76 C FC 88 X CH 84 1-1 L5		1 SAFE B SI 90 1 SAFE F SI 91 1 SAFE M CH 88 1 SAFE S SL 83 1-3 K		5	1	1	2	0	2	2
Inning Stats	R: 0 E: 0 K: 1 S: 10 H: 0 LOB: 0 BB: 0 P: 17	R: 0 E: 0 K: 2 S: 13 H: 1 LOB: 1 BB: 0 P: 18	R: 2 E: 0 K: 0 S: 10 H: 2 LOB: 0 BB: 0 P: 12	R: 0 E: 0 K: 2 S: 8 H: 0 LOB: 0 BB: 0 P: 11	R: 1 E: 0 K: 2 S: 14 H: 2 LOB: 1 BB: 0 P: 22	R: 0 E: 0 K: 1 S: 8 H: 1 LOB: 0 BB: 0 P: 15	R: 0 E: 0 K: 3 S: 9 H: 0 LOB: 0 BB: 0 P: 13	R: 0 E: 0 K: 2 S: 15 H: 0 LOB: 0 BB: 0 P: 22	R: 0 E: 0 K: 2 S: 11 H: 2 LOB: 2 BB: 0 P: 16	R: 0 E: 0 K: 1 S: 8 H: 0 LOB: 0 BB: 0 P: 10	R: 0 E: 0 K: 0 S: 7 H: 1 LOB: 2 BB: 1 P: 14	R: 0 E: 0 K: 2 S: 12 H: 1 LOB: 1 BB: 0 P: 17	R: 0 E: 0 K: 1 S: 7 H: 2 LOB: 2 BB: 0 P: 12	1B: 9 2B: 2 3B: 0 HR: 1 SF: 0 SAC: 0 DP: 1 HBP: 0			WP: 0 PB: 0 SB: 0 CS: 0	PA: 51		

PITCHER		IP	WLS	BF	H	R	ER	SO	BB	IBB	HBP	BLK	WP	HR	S	P	ERA	WHIP
58 Jeremy Hellickson, R ERA: 4.67	(1, 1)	6.0		23	6	3	3	8	0	0	0	0	0	1	63	95	4.50	1.000
57 Jake McGee, L ERA: 4.58	(7, 1)	1.0		3	0	0	0	3	0	0	0	0	0	0	9	13	0.00	0.000
62 Joel Peralta, R ERA: 3.32	(8, 1)	1.0		3	0	0	0	2	0	0	0	0	0	0	15	22	0.00	0.000
56 Fernando Rodney, R ERA: 3.89	(9, 1)	1.0		5	2	0	0	2	0	0	0	0	0	0	11	16	0.00	2.000
35 Jamey Wright, R ERA: 2.93	(10, 1)	2.0		8	1	0	0	1	1	0	0	0	0	0	15	24	0.00	1.000

PITCHER		IP	WLS	BF	H	R	ER	SO	BB	IBB	HBP	BLK	WP	HR	S	P	ERA	WHIP
43 Kyle Farnsworth, R ERA: 4.44	(12, 1)	1.1		5	1	0	0	2	0	0	0	0	0	0	13	19	0.00	0.750
27 Cesár Ramos, L ERA: 4.2	(13, 1)	0.2	W	4	2	0	0	1	0	0	0	0	0	0	6	10	0.00	3.000

TOP

Minnesota Twins @ Tampa Bay Rays

Tropicana Field, St. Petersburg, FL

Wed Jul 10 2013, 7:13 PM - 11:59 PM EDT

Att. 12,757 - Dome - 72 F

livebaseballscorecards.com

AB	50
R	3
H	12
RBI	3
BB	1
SO	19
LOB	21

Batter	1	2	3	4	5	6	7	8	9	10	11	12	13	AB	R	H	RBI	BB	SO	LOB
8 Desmond Jennings, R (1, 8) OBP: 0.333, SLG: 0.446	X FF 90 0-0 ① G6-3	C FF 90 B SL 89 C SL 89 D CU 79 S FC 90 2-3 ③ K			B CU 78 F FF 91 C SL 88 F CU 76 T SL 89 1-2 ② K		B CH 87 X SL 86 1-0 18 S 30 G6-3 1B		B SI 94 C FF 94 B SL 83 B FF 94 X SI 94 3-1 ② F9		C SL 83 B SL 83 X SI 92 1-1 1B		D SL 89 B FF 94 X FF 93 2-0 ② F7	7	0	2	0	0	2	2
30 Luke Scott, L (1, 10) OBP: 0.358, SLG: 0.451	C FF 90 X SL 87 0-1 3 G1-3 18 BB 1B		B FF 91 B FC 89 C FF 90 F CH 85 B CU 77 B CH 87 4-2 18 G6-3 BB		C CU 78 B SI 90 B SI 91 C CH 86 B CU 77 F FF 92 B FF 91 4-2 18 BB BB		B SL 76 C SL 76 1 SAFE 1 SAFE B CH 78 1 SAFE X FF 89 2-1 ① G6-3 1-2		B FF 93 F FF 94 B FF 94 F FF 94 X SI 94 2-2 1B		C SI 93 S SI 92 B SI 93 1 SAFE S SL 86 1-3 ③ K		B FF 94 B CH 88 1 SAFE C CU 82 F CU 82 B FF 95 F CU 81 B CU 83 4-2 18 1B BB	4	0	2	0	3	1	2
18 Ben Zobrist, S (1, 4) OBP: 0.350, SLG: 0.383	B FF 88 C CH 86 B SL 88 F SL 88 B CU 76 B CH 85 4-2 3 G1-3 1-2 BB		X CH 85 0-0 ① G6-3 1-2f ②		B FF 90 B SL 86 B SI 91 C FF 90 B SL 88 4-1 1-2 BB		B CU 71 F SI 88 B CH 79 C SI 87 S CU 72 2-3 ② K 2-3					X SI 92 0-0 ① G6-3	B CU 80 C CH 87 C FF 95 F SL 84 X CU 81 1-2 1-2 2-H 1B	5	0	1	1	2	2	3
3 Evan Longoria, R (1, 5) OBP: 0.363, SLG: 0.512	B SL 88 B FF 92 B SL 88 C FF 91 X SL 88 3-1 ② G1-3 1-2 2-3		C CU 79 S SL 90 B SL 89 B FF 92 B FF 91 B FF 91 4-2 BB		B FF 91 F FF 92 C SL 88 S CU 78 1-3 ③ K		I IN 60 I IN 63 I IN 63 I IN 61 4-0 IBB			B SL 83 C SL 83 C SL 83 B SL 84 F SL 84 C FF 94 2-3 ① K		B SI 92 S SL 87 X CU 75 1-1 21 S 1B		4	0	1	0	2	2	4
21 James Loney, L (1, 3) OBP: 0.366, SLG: 0.466	B SI 90 B CH 86 C CH 85 F FF 92 C SL 88 2-3 ③ K		X FF 91 0-0 ③ G4-3			B CH 84 B SL 87 X FF 89 2-0 2 HR 1B	C FF 88 B SL 79 S FF 90 S FF 91 1-3 ③ K			C FF 94 F SL 82 B FF 94 F FF 95 X FF 94 1-2 ② G4-3		B SI 93 B SL 84 F SL 85 F SL 86 X SI 91 2-2 ② G1-3 1-2		6	1	1	0	0	2	6
9 Wil Myers, R (1, 9) OBP: 0.289, SLG: 0.389		C SL 88 B FF 91 F SL 89 X CU 78 1-2 28 SH3-4 11 SF9 2 1B 1B		C FF 90 B SL 87 C SL 88 B FF 91 X FF 91 2-2 ① F8		F SL 88 C FF 91 B SL 87 F SL 88 X CU 77 1-2 ① L5		C SL 86 C FF 92 X SL 87 0-2 ① F8		B FF 93 X SL 84 1-0 1B		I IN 72 I IN 75 I IN 76 I IN 79 4-0 IBB	5	1	2	0	1	0	1
2 Kelly Johnson, L (1, 7) OBP: 0.314, SLG: 0.442 1 Sean Rodríguez, R (12, PH) OBP: 0.325, SLG: 0.386 5 Sam Fuld, L (12, PH) OBP: 0.265, SLG: 0.295 (13, 7)		B FF 90 C CH 86 B SL 88 F CH 86 F SL 88 X FC 91 2-2 28 SH3-4 1-2 1B		T SL 89 S SI 91 B FC 90 S CU 76 1-3 ② K		S FF 90 B SL 88 B FF 90 B CH 85 X FF 91 3-1 1-H HR		C CU 78 S SL 87 B FF 92 S CU 78 1-3 ② K		B FF 91 C FF 92 B FF 92 B FF 92 F FF 92 X FF 94 3-2 ③ F8		B FF 94 F FF 94 C FF 95 S SL 84 1-3 ③ K	5 0 1	1 0 0	2 0 0	2 0 0	0 0 0	2 0 1	1 0 2
28 José Molina, R (1, 2) OBP: 0.314, SLG: 0.342 20 Matt Joyce, L (8, PH) OBP: 0.328, SLG: 0.451 59 Jose Lobaton, S (9, 2) OBP: 0.339, SLG: 0.406	B SL 88 L FF 91 X FF 90 1-1 ① SH3-4 1-2 2-3		C FF 91 B FF 91 B SL 89 X SI 91 2-1 ③ L9			S SL 86 B FF 92 S FF 92 S FF 93 1-3 ② K		X CU 78 0-0 ③ F9			B SL 79 S FF 91 B FF 92 T SI 92 S FF 94 2-3 ① K		X FF 93 0-0 ① G4-3	2 1 2	0 0 0	0 0 0	0 0 0	1 0 1	0 0 0	0 0 0
11 Yunel Escobar, R (1, 6) OBP: 0.307, SLG: 0.364	X FF 92 0-0 ② SF9 3-H				C FC 89 B FC 90 S SL 80 B FF 90 S SL 88 2-3 ① K	B FC 92 S SL 87 X SL 85 1-1 ③ G6-3		C FF 91 F SL 82 S SL 82 0-3 ① K			F FF 94 B FF 94 B SL 84 X FF 94 2-1 ② G6-3		B FF 94 X FF 94 1-0 30 E 18 1B 1B	5	1	1	1	0	2	0
Inning Stats	R: 0 E: 0 K: 1 S: 10 H: 1 LOB: 2 BB: 1 P: 19	R: 1 E: 0 K: 1 S: 13 H: 2 LOB: 1 BB: 0 P: 19	R: 0 E: 0 K: 0 S: 6 H: 0 LOB: 1 BB: 2 P: 14	R: 0 E: 0 K: 1 S: 8 H: 0 LOB: 0 BB: 0 P: 13	R: 0 E: 0 K: 3 S: 14 H: 0 LOB: 2 BB: 2 P: 26	R: 2 E: 0 K: 1 S: 12 H: 2 LOB: 0 BB: 0 P: 20	R: 0 E: 0 K: 2 S: 9 H: 1 LOB: 2 BB: 1 P: 19	R: 0 E: 0 K: 1 S: 7 H: 0 LOB: 0 BB: 0 P: 8	R: 0 E: 0 K: 2 S: 12 H: 1 LOB: 1 BB: 0 P: 19	R: 0 E: 0 K: 1 S: 12 H: 1 LOB: 1 BB: 0 P: 19	R: 0 E: 0 K: 2 S: 10 H: 1 LOB: 1 BB: 0 P: 16	R: 0 E: 0 K: 1 S: 9 H: 1 LOB: 2 BB: 1 P: 17	R: 1 E: 1 K: 0 S: 10 H: 2 LOB: 2 BB: 1 P: 18	1B: 11 2B: 0 3B: 0 HR: 1 SF: 1 SAC: 1 DP: 1 HBP: 0	WP: 0 PB: 0 SB: 2 CS: 0 PA: 57					

PITCHER		IP	WLS	BF	H	R	ER	SO	BB	IBB	HBP	BLK	WP	HR	S	P	ERA	WHIP
30 Kevin Correia, R ERA: 4.23	(1, 1)	5.1		25	5	3	3	6	5	0	0	0	0	1	58	104	5.06	1.875
61 Jared Burton, R ERA: 3.92	(6, 1)	0.2		3	1	0	0	1	0	0	0	0	0	0	6	9	0.00	1.500
56 Caleb Thielbar, L ERA: 0.43	(7, 1)	1.0		4	0	0	0	2	0	1	0	0	0	0	8	17	0.00	0.000
50 Casey Fien, R ERA: 3.19	(8, 1)	1.0		3	0	0	0	1	0	0	0	0	0	0	7	8	0.00	0.000
51 Anthony Swarzak, R ERA: 3.61	(9, 1)	2.2		11	3	0	0	4	0	0	0	0	0	0	31	50	0.00	1.125

PITCHER		IP	WLS	BF	H	R	ER	SO	BB	IBB	HBP	BLK	WP	HR	S	P	ERA	WHIP
52 Brian Duensing, L ERA: 4.86	(11, 1)	1.0		5	1	0	0	1	0	1	0	0	0	0	9	17	0.00	1.000
57 Ryan Pressly, R ERA: 2.74	(12, 1)	1.0	L	6	2	1	1	1	1	0	0	0	0	0	13	22	9.00	3.000

BOTTOM

Minnesota Twins @ Tampa Bay Rays

Tropicana Field, St. Petersburg, FL

Wed Jul 10 2013, 7:13 PM - 11:59 PM EDT

Att. 12,757 - Dome - 72 F

livebaseballscorecards.com

AB	47
R	4
H	12
RBI	4
BB	8
SO	16
LOB	21

Batter	1	2	3	4	5	6	7	8	9	AB	R	H	RBI	BB	SO	LOB
2 Brian Dozier, R (1, 4) OBP: 0.313, SLG: 0.381	B FF 90 C FF 91 X SI 93 1-1 ① P5			B CH 83 F FF 92 X FF 92 1-1 ① P6		B KC 79 X CH 82 1-0 8 1B 2B		B CH 83 S CH 82 B CH 84 X FF 91 2-1 ② F9		4	1	1	0	0	0	2
8 Jamey Carroll, R (1, 5) OBP: 0.272, SLG: 0.252 9 Ryan Doumit, S (8, PH) OBP: 0.301, SLG: 0.394 5 Eduardo Escobar, S (8, PR) OBP: 0.268, SLG: 0.328 (8, 5)	C FF 92 X FF 94 0-1 ② P4			C SI 93 C FF 95 F FF 95 X FF 93 0-2 ② L7		B KC 79 C FF 92 B CH 82 B FF 92 X FF 90 3-1 2-H 1B		D FF 91 B CH 84 B SI 92 B FF 92 4-0 7 1B 1-2 2-3 BB		3 0 0	0 0 0	1 0 0	1 0 0	0 1 0	0 0 0	0 0 0
7 Joe Mauer, L (1, 2) OBP: 0.397, SLG: 0.465	C FF 92 S CH 85 T CH 87 0-2 ③ K			B KC 81 B KC 80 F FF 95 B FF 94 B FF 95 4-1 BB		C FF 92 S CH 85 F FF 93 S CH 85 0-3 ③ K		B CH 84 D CH 85 B CH 85 C SI 92 F SI 90 X CH 86 3-2 1-2 2-H 3-H 1B		3	0	1	2	1	2	1
24 Trevor Plouffe, R (1, 10) OBP: 0.320, SLG: 0.436		C FF 93 S CH 83 S CH 85 0-3 ① K		F CH 83 C FF 92 S KC 81 0-3 ③ K2-3			X FF 92 0-0 ① F9	C CU 78 B FS 80 F FS 80 S FF 91 1-3 ③ K		4	0	0	0	0	3	3
27 Chris Parmelee, L (1, 3) OBP: 0.308, SLG: 0.383		B FF 93 C FF 93 B KC 81 F FF 92 F FF 94 B KC 80 S FF 94 3-3 ② K			C KC 80 B FF 94 B FF 95 C FF 94 X CH 86 2-2 ① G3-1		C FF 93 F CH 83 B SI 93 B FF 94 B CH 83 S FF 94 3-3 ② K		B FF 95 C FF 94 B FF 96 X SI 96 2-1 ① G1-3	4	0	0	0	0	2	0
31 Oswaldo Arcia, L (1, 7) OBP: 0.323, SLG: 0.416		B FF 94 B SI 93 X FF 92 2-0 ③ F7			B FF 95 B CH 85 C FF 95 F CH 85 S KC 81 2-3 ② K		B KC 80 C KC 81 B SI 94 B KC 81 B FF 94 S CH 85 3-3 ③ K		C FF 97 F SI 97 B SI 97 S SI 97 1-3 ② K	4	0	0	0	0	3	0
32 Aaron Hicks, S (1, 8) OBP: 0.266, SLG: 0.363			S FF 93 B FF 94 S CH 85 B CH 86 X CH 84 2-2 ① F8		B KC 79 S FF 94 F FF 94 B FF 94 X CH 86 2-2 ③ G5-3			C FF 92 X FF 94 0-1 ① F9	F SI 97 F FF 97 F SI 97 S SI 98 0-3 ③ K	4	0	0	0	0	1	0
11 Clete Thomas, L (1, 9) OBP: 0.325, SLG: 0.373			C FF 92 C SI 92 S KC 81 0-3 ② K			S FF 93 C KC 80 B FF 95 X KC 81 1-2 ① G6-3		B FF 93 S FF 94 B FF 94 F FF 92 B KC 82 B CH 84 4-2 9 BB 25 1B 7 1B BB		2	1	0	0	1	1	0
25 Pedro Florimón, S (1, 6) OBP: 0.283, SLG: 0.320			B SI 94 X FF 92 1-0 ③ L1			B CH 86 F CH 85 B FF 94 C CH 85 B FF 94 F CH 85 S CH 85 3-3 ② K		B FF 91 X CH 83 1-0 9 BB 7 1B 1-2 1B		3	1	1	0	0	1	0
Inning Stats	R: 0 E: 0 K: 1 S: 7 H: 0 LOB: 0 BB: 0 P: 8	R: 0 E: 0 K: 2 S: 8 H: 0 LOB: 0 BB: 0 P: 13	R: 0 E: 0 K: 1 S: 7 H: 0 LOB: 0 BB: 0 P: 10	R: 0 E: 0 K: 1 S: 10 H: 0 LOB: 1 BB: 1 P: 15	R: 0 E: 0 K: 1 S: 9 H: 0 LOB: 0 BB: 0 P: 15	R: 1 E: 0 K: 2 S: 14 H: 2 LOB: 1 BB: 0 P: 22	R: 0 E: 0 K: 2 S: 7 H: 0 LOB: 0 BB: 0 P: 13	R: 2 E: 0 K: 1 S: 13 H: 2 LOB: 2 BB: 2 P: 28	R: 0 E: 0 K: 2 S: 9 H: 0 LOB: 0 BB: 0 P: 12	1B: 3 2B: 1 3B: 0 HR: 0 SF: 0 SAC: 0 DP: 0 HBP: 0						

PITCHER		IP	WLS	BF	H	R	ER	SO	BB	IBB	HBP	BLK	WP	HR	S	P	ERA	WHIP
55 Matt Moore, L ERA: 3.44	(1, 1)	7.1	W	27	3	3	3	10	2	0	0	0	0	0	67	106	3.68	0.682
54 Alex Torres, L ERA: 0.34	(8, 1)	0.1	H	3	1	0	0	0	1	0	0	0	0	0	5	14	0.00	6.000
62 Joel Peralta, R ERA: 3.29	(8, 1)	0.1	H	1	0	0	0	1	0	0	0	0	0	0	3	4	0.00	0.000
57 Jake McGee, L ERA: 4.46	(9, 1)	1.0	S	3	0	0	0	2	0	0	0	0	0	0	9	12	0.00	0.000

PITCHER IP WLS BF H R ER SO BB IBB HBP BLK WP HR S P ERA WHIP

TOP

Minnesota Twins @ Tampa Bay Rays

Tropicana Field, St. Petersburg, FL

Thu Jul 11 2013, 12:13 PM - 3:10 PM EDT

Att. 24,751 - Dome - 72 F

livebaseballscorecards.com

AB	31
R	3
H	4
RBI	3
BB	3
SO	13
LOB	6

WP: 0 PA: 34
PB: 0
SB: 0
CS: 0

BOTTOM

Minnesota Twins @ Tampa Bay Rays

Tropicana Field, St. Petersburg, FL

Thu Jul 11 2013, 12:13 PM - 3:10 PM EDT

Att. 24,751 - Dome - 72 F

livebaseballscorecards.com

Batter	1	2	3	4	5	6	7	8	9	AB	R	H	RBI	BB	SO	LOB
20 Matt Joyce, L (1, 7) OBP: 0.327, SLG: 0.448	C FF 92 C SI 91 B SL 86 F FF 94 X FF 93 1-2 ① P5		B FF 90 1 SAFE F FF 92 F FF 92 X SI 92 1-2 9 1B 1-2 1B		B SI 93 B FF 92 X SI 92 2-0 ③ L3		B FF 90 B FF 90 B FF 90 C FF 89 C SL 82 S FF 91 3-3 ② K			4	0	1	0	0	1	1
9 Wil Myers, R (1, 9) OBP: 0.307, SLG: 0.404	B FF 93 B FF 93 C SI 93 X FF 93 2-1 1B		B SI 92 X FF 92 1-0 30 G6-3 1-2 2-H 1B			B SL 83 B SI 92 C SI 93 C SI 93 C FF 94 2-3 ① K	S SL 82 S FF 92 F FF 92 X FF 92 0-2 3 S 30 BB 3-H 1B			4	0	3	2	0	1	0
30 Luke Scott, L (1, 10) OBP: 0.361, SLG: 0.466	C CU 74 B FF 90 B FF 90 B FF 92 F SI 91 X SI 92 3-2 ② F9		B FF 91 B SL 82 X SI 91 2-0 ② ③ G6-3 1-2f			C CU 76 S FF 92 X SI 93 0-2 HR	B FF 91 B FF 90 B FF 91 F FF 90 B SL 81 4-1 1-2 BB			3	1	1	1	1	0	3
3 Evan Longoria, R (1, 5) OBP: 0.362, SLG: 0.518	1 SAFE B SI 91 B FF 91 B SI 92 X SI 92 3-0 ③ F9			B SL 85 B SL 85 X FF 92 2-0 ① F8		B SL 84 X FF 92 1-0 HR	B SI 94 B SI 93 C SI 94 C SI 93 T SI 96 2-2 ③ K 2-3			4	1	1	1	0	1	3
21 James Loney, L (1, 3)		B SI 91 B FS 82 F SI 92 B SI 93 X FF 92 3-1 ① G6-3		B FS 85 X FS 85 1-0 1B		B FS 84 C FS 86 B FS 86 F SI 91 B CU 76 X SI 92 3-2 2B		C SI 91 B CH 86 X SI 93 1-1 ① F7		4	0	2	0	0	0	0
2 Kelly Johnson, L (1, 4) OBP: 0.311, SLG: 0.437 11 Yunel Escobar, R (7, 6) OBP: 0.306, SLG: 0.363		C SI 93 C CU 77 B FS 86 B FF 93 C SI 93 2-3 ② K		C SI 91 F SI 90 C SI 92 0-3 ② K		S CU 74 S SL 83 B SL 86 B SI 91 F FF 91 B SI 92 S FS 85 3-3 ② K		X SI 94 0-0 ② F9		3 1	0 0	0 0	0 0	0 0	3 0	2 0
59 Jose Lobaton, S (1, 2) OBP: 0.331, SLG: 0.396		B SI 93 C SI 92 B FF 92 F SI 93 X SI 93 2-2 ③ F8		X FS 83 0-0 ③ G5-3		C FF 92 C SI 92 B SI 91 B SI 91 B FS 84 F SI 92 F SI 92 X FS 87 3-2 ③ F7		B SI 94 C SI 92 X SL 84 1-1 ③ G3		4	0	0	0	0	0	2
5 Sam Fuld, L (1, 8) OBP: 0.258, SLG: 0.287			C FF 91 B SI 91 X FS 84 1-1 ① P5		B CU 75 C CU 74 F SI 92 B SI 93 F SI 93 B SI 93 X SI 92 3-2 ① F9		C FF 88 X FF 90 0-1 ① G6-3			3	0	0	0	0	0	0
1 Sean Rodríguez, R (1, 6) OBP: 0.328, SLG: 0.388 (7, 4) 18 Ben Zobrist, S (7, PH) OBP: 0.352, SLG: 0.391 (8, 4)			C CU 75 B SL 85 X FF 92 1-1 20 1B 9 1B 1B		F SI 93 C CU 76 B SL 87 F SI 93 S SL 87 1-3 ② K		B CU 74 C FF 90 B CU 76 B FF 88 F FF 90 F FF 90 X SL 82 3-2 9 1B 3B			2 1	1 1	1 1	0 0	0 0	1 0	0 0
Inning Stats	R: 0 E: 0 K: 0 S: 10 H: 1 LOB: 1 BB: 0 P: 19	R: 0 E: 0 K: 1 S: 8 H: 0 LOB: 0 BB: 0 P: 15	R: 1 E: 0 K: 0 S: 9 H: 3 LOB: 1 BB: 0 P: 15	R: 0 E: 0 K: 1 S: 6 H: 1 LOB: 1 BB: 0 P: 9	R: 0 E: 0 K: 1 S: 9 H: 0 LOB: 0 BB: 0 P: 15	R: 2 E: 0 K: 2 S: 19 H: 3 LOB: 1 BB: 0 P: 31	R: 1 E: 0 K: 2 S: 17 H: 2 LOB: 2 BB: 1 P: 29	R: 0 E: 0 K: 0 S: 5 H: 0 LOB: 0 BB: 0 P: 7		1B: 6 2B: 1 3B: 1 HR: 2 SF: 0 SAC: 0 DP: 1 HBP: 0					WP: 0 PB: 0 SB: 1 CS: 0 PA: 34	

	AB	33
	R	4
	H	10
	RBI	4
	BB	1
	SO	7
	LOB	11

PITCHER		IP	WLS	BF	H	R	ER	SO	BB	IBB	HBP	BLK	WP	HR	S	P	ERA	WHIP
37 Mike Pelfrey, R ERA: 5.55	(1, 1)	6.0	L	25	8	3	3	5	0	0	0	0	0	2	61	104	4.50	1.333
20 Josh Roenicke, R ERA: 3.76	(7, 1)	0.2		5	2	1	1	1	1	0	0	0	0	0	14	24	13.50	4.500
59 Michael Tonkin, R ERA:	(7, 1)	1.1		4	0	0	0	1	0	0	0	0	0	0	8	12	0.00	0.000

PITCHER	IP	WLS	BF	H	R	ER	SO	BB	IBB	HBP	BLK	WP	HR	S	P	ERA	WHIP

Batter	1	2	3	4	5	6	7	8	9	AB	R	H	RBI	BB	SO	LOB
10 Jake Elmore, R (1, 6) OBP: 0.327, SLG: 0.333	C SI 91 X FF 92 0-1 14 1B 23 1B 22 1B 1B		C FF 93 L KC 80 X FC 89 0-2 ① L6		B SI 94 C SI 94 C SI 94 X SI 95 1-2 ③ G6-3			B CH 86 B SI 93 X SI 91 2-0 27 CS 1B		4	1	2	0	0	0	1
27 Jose Altuve, R (1, 4) OBP: 0.317, SLG: 0.354	X FC 87 0-0 ① F8		X SI 94 0-0 ② F9			C CH 83 F KC 79 T KC 80 0-2 ① K		C FC 89 S KC 80 B KC 79 X FC 89 1-2 ②③ L9 1-2		4	0	0	0	0	1	2
23 Chris Carter, R (1, 7) OBP: 0.326, SLG: 0.469	B SI 93 1 SAFE S CH 84 1 SAFE 1 SAFE X CH 83 1-1 14 1B 22 1B 1-2 1B		C KC 80 S KC 80 S KC 80 0-3 ③ K			X CH 84 0-0 ② G3-1			B CH 82 F KC 79 X KC 79 1-1 ① F7	4	1	1	0	0	1	0
14 J.D. Martinez, R (1, 9) OBP: 0.285, SLG: 0.401	F CH 84 B FC 89 X FC 88 1-1 22 1B 1-2 2-3 1B			B CH 85 S CH 84 B SI 93 X SI 93 2-1 22 G4-6-3 1B		X SI 93 0-0 ③ G6-3			B KC 77 S CH 83 C SI 93 B CH 86 F KC 80 F SI 94 X CH 84 2-2 ② P4	4	0	2	0	0	0	0
22 Carlos Corporán, S (1, 2) OBP: 0.347, SLG: 0.445	F SI 94 X SI 93 0-1 29 G4-6-3 1-2 2-H 3-H 1B			C FC 90 1 SAFE F CH 86 1 SAFE X KC 79 0-2 ①② G4-6-3 1-2f			C CH 84 B SI 93 F SI 94 B SI 95 X CH 86 2-2 ① G6-3		C CH 83 X KC 78 0-1 ③ F8	4	0	1	2	0	0	1
29 Brett Wallace, L (1, 3) OBP: 0.275, SLG: 0.419	X SI 93 0-0 ②③ G4-6-3 1-2f			C KC 80 F KC 80 X SI 94 0-2 ③ G4-3			X SI 94 0-0 ② P1			3	0	0	0	0	0	2
30 Matt Dominguez, R (1, 5) OBP: 0.259, SLG: 0.387		X CH 84 0-0 ① G5-3			C KC 78 C SI 93 B KC 79 X FC 90 1-2 2 F9 2B		C CH 85 B KC 79 X KC 79 1-1 1B			3	0	2	0	0	0	0
2 Brandon Barnes, R (1, 8) OBP: 0.295, SLG: 0.337		C SI 92 F SI 92 X KC 79 0-2 ② P5			X CH 85 0-0 ① F9 2-3		C CH 85 B SI 94 X SI 94 1-1 ③ F8			3	0	0	0	0	0	2
59 Marc Krauss, L (1, 10) OBP: 0.233, SLG: 0.345		C KC 80 X SI 93 0-1 ③ G4-3			C SI 94 C SI 94 S SI 95 0-3 ② K			C KC 79 B KC 80 F SI 93 X SI 94 1-2 ① G6-3		3	0	0	0	0	1	1
Inning Stats	R: 2 E: 0 K: 0 S: 10 H: 4 LOB: 1 BB: 0 P: 12	R: 0 E: 0 K: 0 S: 6 H: 0 LOB: 0 BB: 0 P: 6	R: 0 E: 0 K: 1 S: 7 H: 0 LOB: 0 BB: 0 P: 7	R: 0 E: 0 K: 0 S: 8 H: 1 LOB: 0 BB: 0 P: 10	R: 0 E: 0 K: 1 S: 10 H: 1 LOB: 1 BB: 0 P: 12	R: 0 E: 0 K: 1 S: 5 H: 0 LOB: 0 BB: 0 P: 5	R: 0 E: 0 K: 0 S: 8 H: 1 LOB: 1 BB: 0 P: 12	R: 0 E: 0 K: 0 S: 7 H: 1 LOB: 0 BB: 0 P: 11	R: 0 E: 0 K: 0 S: 9 H: 0 LOB: 0 BB: 0 P: 12	1B: 7 2B: 1 3B: 0 HR: 0 SF: 0 SAC: 0 DP: 2 HBP: 0						

PITCHER	IP	WLS	BF	H	R	ER	SO	BB	IBB	HBP	BLK	WP	HR	S	P	ERA	WHIP
14 David Price, L (1, 1) ERA: 3.94	9.0	L	32	8	2	2	3	0	0	0	0	0	0	70	87	2.00	0.889

PITCHER	IP	WLS	BF	H	R	ER	SO	BB	IBB	HBP	BLK	WP	HR	S	P	ERA	WHIP

TOP

Houston Astros @ Tampa Bay Rays

Tropicana Field, St. Petersburg, FL

Fri Jul 12 2013, 7:13 PM - 9:50 PM EDT

Att. 13,347 - Dome - 72 F

livebaseballscorecards.com

AB	32
R	2
H	8
RBI	2
BB	0
SO	3
LOB	9

1B: 7	SF: 0	WP: 0	PA: 32
2B: 1	SAC: 0	PB: 0	
3B: 0	DP: 2	SB: 0	
HR: 0	HBP: 0	CS: 1	

Houston Astros @ Tampa Bay Rays

Tropicana Field, St. Petersburg, FL

Fri Jul 12 2013, 7:13 PM - 9:50 PM EDT

Att. 13,347 - Dome - 72 F

BOTTOM

Batter	1	2	3	4	5	6	7	8	9	AB	R	H	RBI	BB	SO	LOB
8 Desmond Jennings, R (1, 8) OBP: 0.332, SLG: 0.443	C FC 95 F FF 96 X FF 97 0-2 G6-3 ①			C KC 78 B KC 79 S FC 94 B KC 80 B FC 96 B FC 94 4-2 18 S BB		C FC 94 S FF 94 B KC 81 B KC 80 X KC 78 2-2 G5-3 ③			C CU 76 B CU 76 B CU 75 T SI 94 X CU 77 2-2 E6 30 DI 30 1B	3	1	0	0	1	0	0
30 Luke Scott, L (1, 10) OBP: 0.358, SLG: 0.462 5 Sam Fuld, L (9, PR) OBP: 0.258, SLG: 0.287	B FC 96 X FF 96 1-0 L9 ②			C FF 94 C FF 95 S FF 95 0-3 K ①			B FC 94 C FC 94 B KC 79 X FC 95 2-1 G6-3 ①		C SI 93 D SI 93 F SI 94 B CU 77 D CU 78 F CU 77 F SI 95 F SI 95 X CU 78 3-2 18 1B 1-H 1B	4	0	1	1	0	1	1
										0	0	0	0	0	0	0
18 Ben Zobrist, S (1, 4) OBP: 0.354, SLG: 0.392	C FC 96 C FC 96 B KC 80 B FC 95 C FC 95 2-3 K ③			C FC 94 B FC 95 1 SAFE C FC 94 X KC 80 1-2 G5-3 ② 1-2			B KC 79 C FC 95 B CH 86 X FF 95 2-1 3 G5-4-3 1B		1 SAFE B SI 92 1 SAFE C SI 94 X SI 94 1-1 1-3 1B	4	0	2	0	0	1	1
3 Evan Longoria, R (1, 5) OBP: 0.358, SLG: 0.512		B FC 95 B FC 94 X FC 94 2-0 G5-3 ①		C KC 80 F KC 80 X KC 81 0-2 F9 ③			B FF 93 D FC 94 F FF 95 X FC 95 2-1 G5-4-3 1-2f ② ③		C CU 77 D CU 78 C CU 77 F CU 77 F CU 78 B SI 95 C SI 95 2-3 K ③	4	0	0	0	0	1	4
21 James Loney, L (1, 3) OBP: 0.368, SLG: 0.469		F FC 94 X CH 84 0-1 L9 ②			C FC 93 B CH 85 B KC 79 X FC 93 2-1 G6-3 ①			C FC 92 B SI 92 C FC 94 F FC 94 F FF 94 B FC 93 X CH 86 2-2 9 G4-6-3 1B		3	0	1	0	0	0	0
9 Wil Myers, R (1, 9) OBP: 0.308, SLG: 0.396		C FC 96 C KC 78 B FF 94 F FC 94 B KC 81 B KC 78 X FC 95 3-2 F8 ③			B FC 95 F FF 94 B FC 94 B KC 79 B FC 94 4-1 20 G4-6-3 BB			B FF 94 X FF 94 1-0 G4-6-3 1-2f ① ②		2	0	0	0	1	0	1
20 Matt Joyce, L (1, 7) OBP: 0.324, SLG: 0.443			B KC 78 B FC 94 X FC 94 2-0 F7 ①		C FC 93 B FF 94 B CH 86 C FC 94 X FC 94 2-2 G4-6-3 1-2f ② ③			X FC 94 0-0 G3 ③		3	0	0	0	0	0	1
28 José Molina, R (1, 2) OBP: 0.311, SLG: 0.338 2 Kelly Johnson, L (9, PH) OBP: 0.314, SLG: 0.437			C FF 94 B FC 95 S FC 95 X FC 95 1-2 G6-3 ②			X FC 93 0-0 F8 ①			B FC 94 F FC 94 B FC 94 B FF 94 B FC 94 4-1 11 G6-4-3 BB	2	0	0	0	0	0	0
										0	0	0	0	1	0	0
11 Yunel Escobar, R (1, 6) OBP: 0.304, SLG: 0.359			B FC 96 X FF 95 1-0 G5-3 ③			B FF 94 X FF 94 1-0 L4 ②			B CU 75 S SI 94 F SI 93 X SI 94 1-2 G6-4-3 1-2f ① ②	3	0	0	0	0	0	1

Inning Stats										
	R: 0 E: 0 K: 1 S: 7	H: 0 LOB: 0 BB: 0 P: 10	R: 0 E: 0 K: 0 S: 7	H: 0 LOB: 0 BB: 0 P: 12	R: 0 E: 0 K: 0 S: 5	H: 0 LOB: 0 BB: 0 P: 9	R: 0 E: 0 K: 1 S: 11	H: 0 LOB: 1 BB: 1 P: 16	R: 0 E: 0 K: 0 S: 6	H: 0 LOB: 0 BB: 1 P: 14
	R: 0 E: 0 K: 0 S: 5	H: 0 LOB: 0 BB: 0 P: 8	R: 0 E: 0 K: 0 S: 6	H: 1 LOB: 0 BB: 0 P: 12	R: 0 E: 0 K: 0 S: 7	H: 1 LOB: 0 BB: 0 P: 10	R: 1 E: 1 K: 1 S: 20	H: 2 LOB: 2 BB: 1 P: 33	1B: 4 2B: 0 3B: 0 HR: 0	SF: 0 SAC: 0 DP: 4 HBP: 0

PITCHER		IP	WLS	BF	H	R	ER	SO	BB	IBB	HBP	BLK	WP	HR	S	P	ERA	WHIP
48 Jarred Cosart, R ERA:	(1, 1)	8.0	W	26	2	1	0	2	3	0	0	0	0	0	55	96	0.00	0.625
41 Jose Veras, R ERA: 3.2	(9, 1)	1.0	S	5	2	0	0	1	0	0	0	0	0	0	19	28	0.00	2.000

PITCHER	IP	WLS	BF	H	R	ER	SO	BB	IBB	HBP	BLK	WP	HR	S	P	ERA	WHIP

WP: 0	PA: 31
PB: 0	
SB: 1	
CS: 0	

livebaseballscorecards.com

AB	28
R	1
H	4
RBI	1
BB	3
SO	3
LOB	9

Batter	1	2	3	4	5	6	7	8	9	AB	R	H	RBI	BB	SO	LOB
12 Carlos Pena, L (1, 10) OBP: 0.329, SLG: 0.359	B FF 90 C SI 90 X SL 84 1-1 27 FC5-4 1B	B SI 93 B SI 93 B SI 93 B SI 93 4-0 BB			X SI 92 0-0 ② G3			B FF 91 B CU 79 F CU 79 X FS 81 2-1 ② G1-3		3	0	1	0	1	0	0
27 Jose Altuve, R (1, 4) OBP: 0.316, SLG: 0.353	C SI 90 F SI 88 D CH 81 B SI 90 F CH 83 F SI 90 F FF 90 X CH 85 2-2 ① FC5-4 15 2B 14 G6-3 1-2f	B SI 92 C SI 92 B FF 90 F FF 91 X SI 92 2-2 ③ G6-3			B SI 91 B CH 86 X SI 92 2-0 15 PO 1B			B CU 78 B CU 78 X FF 90 2-0 ③ F8		4	1	1	0	0	0	2
15 Jason Castro, L (1, 2) OBP: 0.332, SLG: 0.478	X CH 84 0-0 29 HR 1-3 2B		B SI 92 C SI 91 X SI 92 1-1 29 G4-6-3 1B		C SI 91 B SI 92 1 SAFE 1-1 ③ PO 1-2	C SL 83 S CH 86 B SI 92 B SI 92 F CH 85 F SI 93 B SI 92 S SL 86 3-3 ① K			C SI 94 F SI 96 B CH 84 S CH 85 1-3 ① K	4	1	2	0	0	2	0
14 J.D. Martinez, R (1, 9) OBP: 0.280, SLG: 0.394	B FF 92 X SI 91 1-0 ② G6-3 3-H		B FF 90 B SI 91 X CH 84 2-0 ① F7			F CH 86 X CH 85 0-1 ② G5-3			S SI 95 X SI 96 0-1 ② G4-3	4	0	0	1	0	0	2
29 Brett Wallace, L (1, 3) OBP: 0.274, SLG: 0.449	B CH 86 X CH 86 1-0 2-H HR		B SI 91 X SI 91 1-0 ②③ G4-6-3 1-2f			B SI 93 B CH 85 F SI 92 F SI 94 S SI 92 2-3 ③ K			B SI 97 F SI 96 B SI 96 S CH 84 S CH 86 2-3 ③ K	4	1	1	2	0	2	1
44 Justin Maxwell, R (1, 8) OBP: 0.306, SLG: 0.376	C SI 92 B FF 93 S SI 92 F CH 85 X SI 92 1-2 2B			C CH 85 B SL 83 S CH 84 F SI 92 F CH 85 B SL 84 T CH 84 2-2 ① K			S SI 95 B FF 96 F FF 95 B SI 97 C SI 97 2-3 ① K			3	0	1	0	0	2	0
59 Marc Krauss, L (1, 7) OBP: 0.212, SLG: 0.313	B SI 93 B CH 85 T SI 93 B FF 92 C CH 85 C SI 92 3-3 ③ K			B CH 85 B SL 88 F SI 93 S SI 87 B SI 92 S CH 85 3-3 ② K			C SI 96 C SI 97 C SI 96 0-3 ② K			3	0	0	0	0	3	1
30 Matt Dominguez, R (1, 5) OBP: 0.257, SLG: 0.383		C FF 91 X SI 92 0-1 ① F7		C SI 92 X SL 85 0-1 ③ F8			S SL 86 B SI 97 T FF 97 X SI 97 1-2 ③ P3			3	0	0	0	0	0	0
10 Jake Elmore, R (1, 6) OBP: 0.310, SLG: 0.314		B SI 92 C FF 92 C SI 92 F FF 92 B CH 86 F CH 86 F SI 92 S SI 94 2-3 ② K			C SI 90 B SI 91 X SI 91 1-1 ① G5-3			C CU 78 S FS 81 F FS 81 B FF 91 X FF 90 1-2 ① F8		3	0	0	0	0	1	0
Inning Stats	R: 3 E: 0 K: 1 S: 18 H: 4 LOB: 1 BB: 0 P: 27	R: 0 E: 0 K: 1 S: 11 H: 0 LOB: 1 BB: 1 P: 19	R: 0 E: 0 K: 0 S: 4 H: 1 LOB: 0 BB: 0 P: 8	R: 0 E: 0 K: 2 S: 10 H: 0 LOB: 0 BB: 0 P: 15	R: 0 E: 0 K: 0 S: 5 H: 1 LOB: 0 BB: 0 P: 9	R: 0 E: 0 K: 2 S: 10 H: 0 LOB: 0 BB: 0 P: 15	R: 0 E: 0 K: 2 S: 9 H: 0 LOB: 0 BB: 0 P: 12	R: 0 E: 0 K: 0 S: 7 H: 0 LOB: 0 BB: 0 P: 12	R: 0 E: 0 K: 2 S: 8 H: 0 LOB: 0 BB: 0 P: 11	1B: 3 2B: 2 3B: 0 HR: 1	SF: 0 SAC: 0 DP: 1 HBP: 0					

TOP

Houston Astros @ Tampa Bay Rays

Tropicana Field, St. Petersburg, FL

Sat Jul 13 2013, 4:11 PM - 6:58 PM EDT

Att. 20,409 - Dome - 72 F

livebaseballscorecards.com

AB	31
R	3
H	6
RBI	3
BB	1
SO	10
LOB	6

WP: 0 PB: 0 SB: 0 CS: 0 PA: 33

PITCHER		IP	WLS	BF	H	R	ER	SO	BB	IBB	HBP	BLK	WP	HR	S	P	ERA	WHIP
40 Roberto Hernandez, R ERA: 4.9	(1, 1)	6.0	W	23	6	3	3	6	1	0	0	0	0	1	58	93	4.50	1.167
57 Jake McGee, L ERA: 4.34	(7, 1)	1.0	H	3	0	0	0	2	0	0	0	0	0	0	9	12	0.00	0.000
62 Joel Peralta, R ERA: 3.21	(8, 1)	1.0	H	3	0	0	0	0	0	0	0	0	0	0	7	12	0.00	0.000
56 Fernando Rodney, R ERA: 3.79	(9, 1)	1.0	S	3	0	0	0	2	0	0	0	0	0	0	8	11	0.00	0.000

PITCHER	IP	WLS	BF	H	R	ER	SO	BB	IBB	HBP	BLK	WP	HR	S	P	ERA	WHIP

Houston Astros @ Tampa Bay Rays

Tropicana Field, St. Petersburg, FL

Sat Jul 13 2013, 4:11 PM - 6:58 PM EDT

Att. 20,409 - Dome - 72 F

livebaseballscorecards.com

BOTTOM

Batter	1	2	3	4	5	6	7	8	9	AB	R	H	RBI	BB	SO	LOB
8 Desmond Jennings, R (1, 8) OBP: 0.334, SLG: 0.442	C CH 79 B SI 90 X SI 88 1-1 G3-1 ①			C SL 77 B SI 89 C SL 77 X FF 88 1-2 G5-3 ①	B CH 76 B SL 76 B CH 76 C SL 76 X SL 77 3-1 2-H 1B		B FF 92 B SI 91 D SI 90 C SI 92 B SI 91 4-1 1-2 BB			3	0	1	1	1	0	0
1 Sean Rodríguez, R (1, 7) OBP: 0.328, SLG: 0.387 20 Matt Joyce, L (7, PH) OBP: 0.323, SLG: 0.442 (8, 7)	B CH 78 B SI 88 C SI 88 B SI 89 X SI 88 3-1 G6-3 ②			F SI 90 B CU 76 B SI 89 F SI 89 B SI 90 X SI 90 3-2 18 FC6-4 1B	C SI 89 1 SAFE 1 SAFE B FF 90 1 SAFE S SI 89 F SL 81 S SI 89 1-3 K ③		B CH 83 B SI 90 C FF 92 B CH 82 F SI 92 X SI 92 3-2 F7 ②			3 1	0 0	1 0	0 0	0 0	1 0	1 2
18 Ben Zobrist, S (1, 4) OBP: 0.350, SLG: 0.387	C FF 88 C SI 90 B SL 81 F FF 90 X SI 91 1-2 G6-3 ③			B SI 89 F FF 88 X SI 90 1-1 FC6-4 ② 1-2f		B SI 87 F FF 87 B CH 77 C SI 89 X SL 80 2-2 G5-3 ①	B SI 92 B SI 91 F SI 91 X CU 80 2-1 P6 ③			4	0	0	0	0	0	3
3 Evan Longoria, R (1, 5) OBP: 0.354, SLG: 0.506		C FF 88 F CU 74 B FF 91 C SI 90 1-3 K ①		C SL 78 B SI 89 B SI 89 B SI 90 X SI 89 3-1 G5-3 ③		B SI 93 F SI 93 B SI 93 X SI 92 2-1 G5-3 ②		B FF 94 X FF 94 1-0 F9 ①		4	0	0	0	0	1	1
9 Wil Myers, R (1, 9) OBP: 0.315, SLG: 0.400		F SI 90 B SI 90 F CU 75 F SL 79 S SI 90 1-3 K ②			B SI 88 X SI 89 1-0 30 HR 1B	C SI 94 C CU 82 B SI 94 F CU 83 B FF 93 B SI 93 X SI 93 3-2 30 S 30 1B 1B		C FF 95 B FF 88 B FF 94 B FF 92 X FF 93 3-1 F7 ②		4	2	2	0	0	1	0
30 Luke Scott, L (1, 10) OBP: 0.361, SLG: 0.478		C FF 91 T SL 80 B SL 80 X SI 89 1-2 G4-3 ③			C SL 80 B FF 88 C SL 79 X SL 79 1-2 1-H HR	B FF 93 S SI 92 B CU 80 X CH 82 2-1 1-H 1B		C SI 90 B FC 88 B CU 75 X FC 88 2-1 G4-3 ③		4	1	2	3	0	0	0
21 James Loney, L (1, 3) OBP: 0.367, SLG: 0.467			F FF 89 F FF 88 X CU 76 0-2 28 G1-6-3 1B		B FF 91 B FF 88 X FF 87 2-0 G4-3 ①	B FF 91 C FF 90 B CU 80 1 SAFE F FF 91 D FF 93 X FF 92 3-2 F8 ③				3	0	1	0	0	0	1
28 José Molina, R (1, 2) OBP: 0.306, SLG: 0.331			X SI 89 0-0 G1-6-3 ① ② 1-2f		F SL 79 F SI 90 B SL 78 F FF 89 B SI 90 X SL 79 2-2 G5-6-3 ②		B SI 92 C FF 92 B SI 92 F SI 92 F SI 92 X CU 81 2-2 G5-3 ①			3	0	0	0	0	0	1
11 Yunel Escobar, R (1, 6) OBP: 0.307, SLG: 0.364			X SI 90 0-0 G5-3 ③		X SI 90 0-0 8 S 8 1B 2B		C SL 88 B SL 87 B SI 93 B SI 93 B SI 94 4-1 8 BB BB			2	1	1	0	1	0	0
Inning Stats	R: 0 E: 0 K: 0 S: 8 H: 0 LOB: 0 BB: 0 P: 13	R: 0 E: 0 K: 2 S: 10 H: 0 LOB: 0 BB: 0 P: 13	R: 0 E: 0 K: 0 S: 5 H: 1 LOB: 0 BB: 0 P: 5	R: 0 E: 0 K: 0 S: 10 H: 1 LOB: 1 BB: 0 P: 18	R: 3 E: 0 K: 1 S: 16 H: 4 LOB: 1 BB: 0 P: 26	R: 1 E: 0 K: 0 S: 14 H: 2 LOB: 1 BB: 0 P: 26	R: 0 E: 0 K: 0 S: 11 H: 0 LOB: 2 BB: 2 P: 26	R: 0 E: 0 K: 0 S: 5 H: 0 LOB: 0 BB: 0 P: 11		1B: 6 2B: 1 3B: 0 HR: 1 SF: 0 SAC: 0 DP: 1 HBP: 0			WP: 0 PB: 0 SB: 2 CS: 0 PA: 33		

	AB	31
	R	4
	H	8
	RBI	4
	BB	2
	SO	3
	LOB	9

PITCHER		IP	WLS	BF	H	R	ER	SO	BB	IBB	HBP	BLK	WP	HR	S	P	ERA	WHIP
60 Dallas Keuchel, L ERA: 4.62	(1, 1)	5.1		21	6	3	3	3	0	0	0	0	0	1	52	80	5.06	1.125
64 Lucas Harrell, R ERA: 5.07	(6, 1)	1.2	L	9	2	1	1	0	2	0	0	0	0	0	22	47	5.40	2.400
35 Josh Fields, R ERA: 5.65	(8, 1)	0.2		2	0	0	0	0	0	0	0	0	0	0	3	7	0.00	0.000
54 Travis Blackley, L ERA: 4.97	(8, 1)	0.1		1	0	0	0	0	0	0	0	0	0	0	2	4	0.00	0.000

PITCHER	IP	WLS	BF	H	R	ER	SO	BB	IBB	HBP	BLK	WP	HR	S	P	ERA	WHIP

Batter	1	2	3	4	5	6	7	8	9	AB	R	H	RBI	BB	SO	LOB
12 Carlos Pena, L (1, 3) OBP: 0.325, SLG: 0.354	C FF 93 S FF 94 B FF 96 F FF 96 C SL 86 1-3 ① K			B FF 92 C SL 83 B FF 93 B SL 81 T FF 92 F SL 84 S SL 84 3-3 ① K		X CH 84 0-0 ③ L9			C FF 94 B FF 96 F FF 96 F FF 96 F FF 96 C SL 86 1-3 ① K	4	0	0	0	0	3	1
27 Jose Altuve, R (1, 4) OBP: 0.315, SLG: 0.352	X FF 95 0-0 15 G5-4-3 1B			B FF 95 C SL 82 X FF 95 1-1 ② G6-3			C FF 93 B FF 95 X SL 84 1-1 ① G1-3		C SL 82 F SL 84 X FF 97 0-2 ② G5-3 1-2	4	0	1	0	0	0	1
15 Jason Castro, L (1, 10) OBP: 0.331, SLG: 0.475	C FF 94 B FF 94 1 SAFE C SL 84 X FF 96 1-2 ② ③ G5-4-3 1-2f			X CH 84 0-0 ③ G4-3			B FF 94 B CH 85 X FF 93 2-0 14 FC4-6 1B		C SL 84 B FF 97 C FF 94 X CH 85 1-2 ③ L8	4	0	1	0	0	0	2
14 J.D. Martinez, R (1, 7) OBP: 0.281, SLG: 0.394		C FF 94 F FF 94 B SL 86 X SL 84 1-2 22 G6-3 1B			C SL 82 B FF 94 F SL 84 X FF 96 1-2 ① P4		X SL 84 0-0 ② FC4-6 1-2f			3	0	1	0	0	0	1
29 Brett Wallace, L (1, 5) OBP: 0.276, SLG: 0.457		C FF 94 B FF 95 S CH 85 F CH 84 F FF 94 S SL 86 1-3 ① K			B FF 95 C SL 83 X FF 95 1-1 2B		F CH 83 C FF 94 B FF 96 B SL 86 F CH 84 B FF 95 S CH 83 3-3 ③ K			3	0	1	0	0	2	2
22 Carlos Corporán, S (1, 2) OBP: 0.339, SLG: 0.434		F FF 95 B FF 95 1 SAFE T FF 95 X FF 95 1-2 ② ③ G6-3 1-2			B FF 93 S CH 81 S FF 94 2 SAFE C FF 94 1-3 ② K			B CH 81 C FF 93 S FF 92 B FF 95 F CH 83 X SL 84 2-2 ① L7		3	0	0	0	0	1	2
44 Justin Maxwell, R (1, 9) OBP: 0.298, SLG: 0.365			B FF 92 B FF 92 F FF 92 X FF 93 2-1 ① P3		B SL 84 S SL 83 X FF 96 1-1 ③ G6-3			B FF 94 X FF 94 1-0 ② G6-3		3	0	0	0	0	0	1
2 Brandon Barnes, R (1, 8) OBP: 0.291, SLG: 0.332			C SL 83 C FF 95 S FF 96 0-3 ② K			S FF 93 B FF 95 S SL 83 B SL 83 X SL 84 2-2 ① F7		C FF 94 X SI 95 0-1 ③ G1-3		3	0	0	0	0	1	0
13 Ronny Cedeno, R (1, 6) OBP: 0.264, SLG: 0.302			B FF 95 C SL 83 T FF 95 X FF 96 1-2 ③ F9			S FF 95 F SI 96 B FF 96 S SL 85 1-3 ② K			C FF 93 B SL 84 F FF 94 B SL 84 X SL 83 2-2 27 G5-3 1B	3	0	1	0	0	1	0
Inning Stats	R: 0 H: 1 E: 0 LOB: 0 K: 1 BB: 0 S: 8 P: 10	R: 0 H: 1 E: 0 LOB: 0 K: 1 BB: 0 S: 11 P: 14	R: 0 H: 0 E: 0 LOB: 0 K: 1 BB: 0 S: 8 P: 11	R: 0 H: 0 E: 0 LOB: 0 K: 1 BB: 0 S: 7 P: 11	R: 0 H: 1 E: 0 LOB: 0 K: 1 BB: 0 S: 10 P: 14	R: 0 H: 0 E: 0 LOB: 0 K: 1 BB: 0 S: 7 P: 10	R: 0 H: 1 E: 0 LOB: 1 K: 1 BB: 0 S: 8 P: 14	R: 0 H: 0 E: 0 LOB: 0 K: 0 BB: 0 S: 7 P: 10	R: 0 H: 1 E: 0 LOB: 1 K: 1 BB: 0 S: 14 P: 18	1B: 4 SF: 0 2B: 1 SAC: 0 3B: 0 DP: 1 HR: 0 HBP: 0						

TOP

Houston Astros @ Tampa Bay Rays

Tropicana Field, St. Petersburg, FL

Sun Jul 14 2013, 1:43 PM - 4:33 PM EDT

Att. 21,180 - Dome - 72 F

livebaseballscorecards.com

AB	30
R	0
H	5
RBI	0
BB	0
SO	8
LOB	10

WP: 0 PA: 30
PB: 0
SB: 0
CS: 0

PITCHER		IP	WLS	BF	H	R	ER	SO	BB	IBB	HBP	BLK	WP	HR	S	P	ERA	WHIP
22 Chris Archer, R ERA: 2.96	(1, 1)	9.0	W	30	5	0	0	8	0	0	0	0	0	0	80	112	0.00	0.556

PITCHER	IP	WLS	BF	H	R	ER	SO	BB	IBB	HBP	BLK	WP	HR	S	P	ERA	WHIP

Houston Astros @ Tampa Bay Rays

Tropicana Field, St. Petersburg, FL

Sun Jul 14 2013, 1:43 PM - 4:33 PM EDT

Att. 21,180 - Dome - 72 F

BOTTOM

Batter	1	2	3	4	5	6	7	8	9	AB	R	H	RBI	BB	SO	LOB
8 Desmond Jennings, R (1, 8) OBP: 0.335, SLG: 0.449	B FS 83 B FS 82 T SI 87 C SI 88 X CU 75 2-2 3 2B 1B	C CU 76 X CU 77 0-1 ③ FC5-4 1-2f		B CU 77 F CH 75 X SI 90 1-1 ①② G4-6-3 1-2f 3-H		1 SAFE B FF 92 1 SAFE X FF 94 1-0 1-H HR		C CU 75 B CU 77 F CU 75 X CU 78 1-2 ③ FC6-4 1-2f		5	2	2	2	0	0	4
18 Ben Zobrist, S (1, 4) (9, 6) OBP: 0.347, SLG: 0.383	X SI 88 0-0 ① F8		C CH 74 B FF 89 F SI 89 F SI 91 B CU 75 X SI 90 2-2 ① F9	F SI 90 B CU 79 F FF 90 B SI 91 B FF 91 S CU 78 3-3 ③ K		F FF 92 S CH 80 B CU 80 S CU 77 1-3 ③ K				4	0	0	0	0	2	1
9 Wil Myers, R (1, 9) OBP: 0.321, SLG: 0.413	C SI 87 F SI 88 B CU 74 C FF 89 1-3 ② K		B CU 76 F CU 76 C FF 89 X FF 89 1-2 30 FC4-6 2B		F SI 88 C SI 89 B CU 76 B SI 90 X CH 72 2-2 ① G6-3		X FF 93 0-0 3 S 1B			4	0	2	0	0	1	1
3 Evan Longoria, R (1, 5) OBP: 0.356, SLG: 0.507	F SI 89 B SI 89 1 SAFE D CU 76 B CH 75 X SI 89 3-1 1-H 2B		B CU 76 F SI 89 S CU 76 B FF 90 F CU 77 B SI 91 F CU 76 B FF 91 4-2 30 FC4-6 BB		B CU 78 S SI 90 C SI 91 S SI 91 1-3 ② K		C CU 75 1 SAFE C CU 76 B CU 79 B FF 94 B CU 77 S FF 94 3-3 ① K 1-2			3	0	1	1	1	2	1
30 Luke Scott, L (1, 10) OBP: 0.359, SLG: 0.479	C SI 88 B SI 90 F SI 86 B SI 89 B FF 86 X FF 86 3-2 ③ F8		B SI 87 X FF 85 1-0 ② FC4-6 1-2f 2-3		C FF 89 C SI 91 X FF 91 0-2 2B		X FF 94 0-0 ② P4			4	0	1	0	0	0	4
1 Sean Rodríguez, R (1, 3) OBP: 0.320, SLG: 0.376 21 James Loney, L (7, PH) OBP: 0.366, SLG: 0.466 (8, 3)		C FF 87 B FF 88 S FF 88 C SI 89 1-3 ① K	B CU 76 C CU 76 D CU 76 C SI 89 B SI 90 S CU 77 3-3 ③ K		B FF 90 C CU 76 C CU 76 F CU 75 B SI 90 S CU 77 2-3 ③ K		C CU 76 S CH 83 D CU 80 F CH 83 D CU 80 F CH 85 X CH 86 2-2 ③ G4-3			3 1	0 0	0 0	0 0	0 0	3 0	3 1
2 Kelly Johnson, L (1, 7) (9, 4) OBP: 0.320, SLG: 0.442		S FF 89 C SI 89 B FF 86 B SI 87 B SI 90 F FF 88 F FF 88 X SI 90 3-2 11 BB 1B		F SI 86 B CU 75 B SI 89 S FF 89 X FF 88 2-2 59 1B 59 E 1B		X FF 92 0-0 8 HR 1B		F FF 91 X CH 82 0-1 ① G3		4	2	3	0	0	0	0
59 Jose Lobaton, S (1, 2) OBP: 0.330, SLG: 0.393		B SI 90 C SI 89 X FF 88 1-1 ② F9		X SI 89 0-0 E1 11 1B 8 G4-6-3 1-H 1B		F FF 92 F FF 92 B FF 94 X CU 78 1-2 ① L4		F CH 81 C CU 75 X CU 78 0-2 ② G4-3		4	1	1	0	0	0	2
11 Yunel Escobar, R (1, 6) OBP: 0.312, SLG: 0.367 5 Sam Fuld, L (8, PR) OBP: 0.258, SLG: 0.287 (9, 7)		B SI 89 C CH 76 F CU 76 B SI 91 F CU 76 B SI 89 B SI 90 4-2 8 FC5-4 1-2 BB		B SI 90 C SI 90 C SI 91 B SI 90 X SI 91 2-2 8 G4-6-3 2-3 1B		1 SAFE F FF 94 X FF 94 0-1 ② F9		B CU 77 S CH 81 X FF 93 1-1 8 FC6-4 1B		3 0	0 0	2 0	0 0	1 0	0 0	1 0
Inning Stats	R: 1 E: 0 K: 1 S: 12 H: 2 LOB: 1 BB: 0 P: 21	R: 0 E: 0 K: 1 S: 15 H: 1 LOB: 2 BB: 1 P: 24	R: 0 E: 0 K: 1 S: 15 H: 1 LOB: 2 BB: 1 P: 26	R: 2 E: 1 K: 1 S: 12 H: 3 LOB: 0 BB: 0 P: 20	R: 0 E: 0 K: 2 S: 13 H: 1 LOB: 1 BB: 0 P: 18	R: 2 E: 0 K: 1 S: 10 H: 2 LOB: 0 BB: 0 P: 13	R: 0 E: 0 K: 1 S: 10 H: 1 LOB: 1 BB: 0 P: 15	R: 0 E: 0 K: 0 S: 10 H: 1 LOB: 1 BB: 0 P: 12		1B: 8 2B: 3 3B: 0 HR: 1 SF: 0 SAC: 0 DP: 1 HBP: 0						

livebaseballscorecards.com

AB	35
R	5
H	12
RBI	3
BB	2
SO	8
LOB	18

WP: 0 PA: 37
PB: 0
SB: 1
CS: 0

PITCHER		IP	WLS	BF	H	R	ER	SO	BB	IBB	HBP	BLK	WP	HR	S	P	ERA	WHIP
45 Erik Bedard, L ERA: 4.61	(1, 1)	5.0	L	24	8	3	2	6	2	0	0	0	0	0	67	109	3.60	2.000
56 Paul Clemens, R ERA: 5.24	(6, 1)	3.0		13	4	2	2	2	0	0	0	0	0	1	30	40	6.00	1.333

PITCHER	IP	WLS	BF	H	R	ER	SO	BB	IBB	HBP	BLK	WP	HR	S	P	ERA	WHIP

Tampa Bay Rays @ Toronto Blue Jays

Rogers Centre, Toronto, ON

Fri Jul 19 2013, 7:08 PM - 10:23 PM EDT

Att. 33,266 - Roof Closed - 68 F

TOP

livebaseballscorecards.com

Batter	1	2	3	4	5	6	7	8	9	AB	R	H	RBI	BB	SO	LOB
8 Desmond Jennings, R (1, 8) OBP: 0.333, SLG: 0.449	X FF 94 0-0 ① F9		C CU 79 C FF 94 B SL 86 F FF 94 X SL 88 1-2 ① G6-3		C SL 85 B SI 93 F SI 92 X SL 86 1-2 ② G6-3		C FF 95 S SL 88 B SL 88 X SL 86 1-2 ② G6-3	B SL 87 F FF 93 F CH 87 F CH 86 F FF 93 X CH 87 1-2 2-H 2B		5	0	1	1	0	0	0
18 Ben Zobrist, S (1, 6) OBP: 0.350, SLG: 0.397	B FF 93 C FF 93 B CU 81 S SL 91 X CU 80 2-2 1B	B CU 81 C SI 91 F SL 90 X SL 88 1-2 HR	C FF 93 C FF 94 X CH 87 0-2 ③ G1-3		S SI 96 X CH 89 0-1 30 BB 2B	C SL 87 C FF 94 S FF 95 0-3 ③ K		5	1	3	1	0	1	1
3 Evan Longoria, R (1, 5) OBP: 0.356, SLG: 0.513	B FF 95 X FF 95 1-0 ② F9	C FF 94 X FF 94 0-1 ② G2-3		B SL 84 B SI 90 X FF 93 2-0 HR	I IN 88 I IN 90 I IN 91 I IN 91 4-0 30 BB IBB	C SL 87 F FF 97 F FF 96 C FF 98 0-3 ① K		4	1	1	1	1	1	1
30 Luke Scott, L (1, 10) OBP: 0.360, SLG: 0.479	B FF 92 X FF 93 1-0 ③ P5	B FF 91 C CU 79 B FF 94 B SI 92 F SI 93 S SL 87 3-3 ③ K		C SI 92 X CH 86 0-1 ① G3	D SI 90 D SI 91 B CU 82 B FF 93 4-0 1-2 2-3 BB	B FF 98 B FF 97 X FF 97 2-0 9 E 2B		4	1	1	0	1	1	1
9 Wil Myers, R (1, 9) OBP: 0.333, SLG: 0.459		B CU 77 C SI 92 X CU 80 1-1 2 E 2B	C FF 92 C SL 86 X FF 95 0-2 HR	B SI 91 C SI 91 F SI 91 B FF 92 B SL 87 F SL 86 F SL 86 S SL 85 3-3 ② K	C CU 83 F CU 83 X CU 83 0-2 ③ F8		B SL 87 S SL 87 F SL 88 B SL 87 F FF 98 F FF 98 D SL 88 X SL 86 3-2 E6 1 1B 2-H 1B	5	2	3	1	0	1	3
2 Kelly Johnson, L (1, 3) OBP: 0.322, SLG: 0.454 5 Sam Fuld, L (8, 7) OBP: 0.256, SLG: 0.284	X SI 94 0-0 E4 2-3	L FF 93 X FC 90 0-1 ① F7	B SI 92 X SI 91 1-0 HR		B SI 92 F CU 82 B FF 93 X FF 94 2-1 1 SH1-3 19 1B 1B	C FF 97 F FF 97 X FF 97 0-2 ② F7		4 1	2 0	2 0	1 0	0 0	0 0	1 1
20 Matt Joyce, L (1, 7) OBP: 0.323, SLG: 0.444 1 Sean Rodríguez, R (8, PH) OBP: 0.325, SLG: 0.382 (8, 3)	C CU 81 X SL 89 0-1 ① F7	B SI 94 F CH 86 B CH 86 B SI 93 C SL 90 S SL 87 3-3 ② K	F SL 89 B CH 86 X CU 78 1-1 2B	L FF 93 C FF 93 X SL 87 0-2 ① SH1-3 1-2	S SL 86 D SL 88 X FF 97 1-1 28 WP 2-H 1B		3 1	0 0	1 1	0 1	0 0	1 0	2 0
28 José Molina, R (1, 2) OBP: 0.297, SLG: 0.321	L SL 86 X SL 86 0-1 ② L9	B CU 78 C FF 93 C CU 80 B SL 85 F FF 94 F FF 94 F FF 96 F SL 87 B SL 86 3-3 S SL 86 ③ K	F SI 95 B SI 96 S SL 85 B SL 87 X FF 96 2-2 ③ G4-3	S FF 93 B FF 95 B FF 94 B FF 95 X FF 94 3-1 ② L8	S SL 87 B SL 87 B FF 97 C FF 97 X SL 88 2-2 ③ G1-3 2-3		5	0	0	0	0	1	5
19 Ryan Roberts, R (1, 4) OBP: 0.301, SLG: 0.397	C SL 87 F SL 87 D SL 87 F SL 87 F CU 81 X SL 87 1-2 ③ G2-3		C CU 80 B SI 92 B SI 91 S SI 92 B SI 93 X SL 86 3-2 ① G6-3		C SI 95 B SI 96 S SL 87 B SL 87 S FF 96 2-3 ① K	X FF 95 0-0 8 WP 8 2B 2-H 1B		4	1	1	1	0	1	2

Inning Stats	1	2	3	4	5	6	7	8	9
	R: 0 E: 0 K: 0 S: 6 H: 1 LOB: 1 BB: 0 P: 10	R: 0 E: 1 K: 0 S: 12 H: 1 LOB: 2 BB: 0 P: 14	R: 1 E: 0 K: 1 S: 12 H: 1 LOB: 0 BB: 0 P: 17	R: 1 E: 0 K: 2 S: 15 H: 1 LOB: 0 BB: 0 P: 21	R: 0 E: 0 K: 0 S: 9 H: 0 LOB: 0 BB: 0 P: 13	R: 2 E: 0 K: 1 S: 14 H: 3 LOB: 1 BB: 0 P: 23	R: 0 E: 0 K: 1 S: 11 H: 1 LOB: 3 BB: 2 P: 22	R: 2 E: 0 K: 1 S: 16 H: 3 LOB: 1 BB: 0 P: 22	R: 2 E: 1 K: 1 S: 18 H: 3 LOB: 1 BB: 0 P: 26

1B: 5	SF: 0
2B: 5	SAC: 1
3B: 0	DP: 0
HR: 4	HBP: 0

WP: 2	PA: 44
PB: 0	
SB: 0	
CS: 0	

AB	41
R	8
H	14
RBI	7
BB	2
SO	7
LOB	17

PITCHER		IP	WLS	BF	H	R	ER	SO	BB	IBB	HBP	BLK	WP	HR	S	P	ERA	WHIP
32 Esmil Rogers, R ERA: 3.84	(1, 1)	5.2		25	7	4	4	4	0	0	0	0	0	4	65	93	6.35	1.235
29 Dustin McGowan, R ERA: 1.42	(6, 1)	1.0		5	1	0	0	1	0	1	0	0	0	0	11	20	0.00	1.000
27 Brett Cecil, L ERA: 2.12	(7, 1)	0.1	L	3	1	1	1	0	1	0	0	0	0	0	5	11	27.00	6.000
50 Steve Delabar, R ERA: 1.88	(8, 1)	1.0		5	2	1	1	1	0	0	0	0	1	0	14	18	9.00	2.000
45 Neil Wagner, R ERA: 3.26	(9, 1)	1.0		6	3	2	1	1	0	0	0	0	1	0	18	26	9.00	3.000

PITCHER	IP	WLS	BF	H	R	ER	SO	BB	IBB	HBP	BLK	WP	HR	S	P	ERA	WHIP

Tampa Bay Rays @ Toronto Blue Jays

Rogers Centre, Toronto, ON

Fri Jul 19 2013, 7:08 PM - 10:23 PM EDT

Att. 33,266 - Roof Closed - 68 F

livebaseballscorecards.com

BOTTOM

Batter	1	2	3	4	5	6	7	8	9	AB	R	H	RBI	BB	SO	LOB
7 José Reyes, S (1, 6) OBP: 0.362, SLG: 0.450	C FF 94 C SI 94 B SI 95 S FC 91 1-3 ① **K**		B FF 96 S SI 95 X FF 96 1-1 19 S, 19 HR **1B**	C CH 85 F KC 79 B FF 95 X CH 86 1-2 ③ **F7**			B FC 88 C FC 87 B SI 93 B CH 84 X SI 95 3-1 ② **G6-3**		B FF 99 B FF 96 C FF 96 S FF 98 B SI 99 F FF 97 F SI 99 X FF 99 3-2 ② **F9**	5	1	1	0	0	1	0
19 José Bautista, R (1, 9) OBP: 0.349, SLG: 0.497	C SI 95 F CH 87 F KC 80 X CH 87 0-2 ② **F8**		C CH 86 1 SAFE F SI 96 1 SAFE 1 SAFE 1 SAFE B SI 96 X KC 81 1-2 **1-H HR**		B FF 93 C SI 94 C CH 83 S FC 90 1-3 ① **K**		C SI 95 B SI 94 B SI 95 X FC 89 2-1 ③ **P2**		B FF 99 B SI 96 C FF 99 B FF 98 X FF 98 3-1 ③ **P6**	5	1	1	2	0	1	0
10 Edwin Encarnación, R (1, 3) OBP: 0.355, SLG: 0.538	C SI 95 X SI 96 0-1 **HR**		C FF 95 X SI 96 0-1 ② **G1-3**		B KC 80 B CH 85 C CH 85 X FC 89 2-1 ② **P3**			F SI 91 B SI 94 B SL 85 C SI 91 F SL 85 F FF 95 B FF 96 B SI 91 4-2 3 BB **BB**		3	1	1	1	1	0	0
16 Mark DeRosa, R (1, 10) OBP: 0.301, SLG: 0.402 26 Adam Lind, L (8, PH) OBP: 0.359, SLG: 0.509 (9, 10)	F FC 89 B CH 86 X KC 81 1-1 ③ **G5-3**		B CH 85 B SI 95 S CH 86 S SI 95 B SI 97 B SI 96 4-2 3 1B, 11 1B **BB**		F FC 89 X KC 81 0-1 ③ **G1-3**			B CU 79 X FS 82 1-0 ① **P6**		2 1	0 0	0 0	0 0	1 0	0 0	0 1
11 Rajai Davis, R (1, 7) OBP: 0.333, SLG: 0.377		B FC 87 S CH 85 B KC 79 F CH 85 S KC 81 2-3 ① **K2-3**	X FF 96 0-0 3 1B 1-2 **1B**			X KC 78 0-0 ① **F8**		B CU 80 S CU 78 X FS 82 1-1 ② **L5**		4	0	1	0	0	1	1
3 Maicer Izturis, S (1, 5) OBP: 0.299, SLG: 0.353 1 Emilio Bonifácio, S (8, PR) OBP: 0.248, SLG: 0.304 (9, 4)		S CH 85 F KC 81 B FC 90 X KC 82 1-2 ② **G6-3**	X SI 96 0-0 1-2 2-3 **1B**			C SI 92 X FC 88 0-1 ② **G4-3**		B CU 79 F FS 83 B FF 92 B FS 82 B FS 79 4-1 1-2 **BB**		3 0	0 0	1 0	0 0	1 0	0 0	0 0
28 Colby Rasmus, L (1, 8) OBP: 0.331, SLG: 0.481		C KC 81 F FC 89 F KC 81 B FF 96 B SI 97 F SI 96 C SI 95 2-3 ③ **K**	B KC 81 D KC 82 C SI 96 S FF 96 B FF 96 X SI 96 3-2 ③ **P5**			F FF 93 F KC 80 B SI 94 B FC 87 X SI 95 2-2 **1B**		B FS 83 X CU 80 1-0 ③ **F7**		4	0	1	0	0	1	5
9 J.P. Arencibia, R (1, 2) OBP: 0.256, SLG: 0.426			C KC 80 S SI 95 X FC 91 0-2 **HR**	X FF 92 0-0 ① **L7**		1 SAFE 1 SAFE B FF 94 X CH 84 1-0 ③ **L5**			B FF 96 C FF 97 S FF 98 F FF 97 T FF 98 1-2 ① **K**	4	1	1	1	0	1	1
13 Brett Lawrie, R (1, 4) OBP: 0.261, SLG: 0.377 (9, 5)			S CH 87 X SI 95 0-1 ① **L4**	B SI 94 C CH 84 X KC 78 1-1 ② **F8**			B KC 76 F CH 82 C CH 83 C FC 90 1-3 ① **K**		X SL 88 0-0 **HR**	4	1	1	1	0	1	0

Inning Stats	1	2	3	4	5	6	7	8	9
	R: 1 E: 0 K: 1 S: 11	R: 0 E: 0 K: 2 S: 11	R: 3 E: 0 K: 0 S: 19	R: 0 E: 0 K: 0 S: 6	R: 0 E: 0 K: 1 S: 7	R: 0 E: 0 K: 0 S: 7	R: 0 E: 0 K: 1 S: 7	R: 0 E: 0 K: 0 S: 9	R: 1 E: 0 K: 1 S: 12
	H: 1 LOB: 0 BB: 0 P: 13	H: 0 LOB: 0 BB: 0 P: 16	H: 5 LOB: 3 BB: 1 P: 28	H: 0 LOB: 0 BB: 0 P: 8	H: 0 LOB: 0 BB: 0 P: 10	H: 1 LOB: 1 BB: 0 P: 10	H: 0 LOB: 0 BB: 0 P: 13	H: 0 LOB: 2 BB: 2 P: 20	H: 1 LOB: 0 BB: 0 P: 19

	AB	R	H	RBI	BB	SO	LOB
AB	35						
R		5					
H			8				
RBI				5			
BB					3		
SO						6	
LOB							8

	1B	SF	WP	PA
	4	0	0	38
	2B: 0	SAC: 0	PB: 0	
	3B: 0	DP: 0	SB: 1	
	HR: 4	HBP: 0	CS: 0	

PITCHER		IP	WLS	BF	H	R	ER	SO	BB	IBB	HBP	BLK	WP	HR	S	P	ERA	WHIP
14 David Price, L ERA: 4.03	(1, 1)	7.0	W	29	7	4	4	5	1	0	0	0	0	3	68	98	5.14	1.143
43 Kyle Farnsworth, R ERA: 4.44	(8, 1)	0.0		1	0	0	0	0	1	0	0	0	0	0	4	8	∞	∞
62 Joel Peralta, R ERA: 3.14	(8, 1)	1.0	H	4	0	0	0	0	1	0	0	0	0	0	5	12	0.00	1.000
57 Jake McGee, L ERA: 4.46	(9, 1)	1.0		4	1	1	1	1	0	0	0	0	0	1	12	19	9.00	1.000

PITCHER	IP	WLS	BF	H	R	ER	SO	BB	IBB	HBP	BLK	WP	HR	S	P	ERA	WHIP

Batter	1	2	3	4	5	6	7	8	9	AB	R	H	RBI	BB	SO	LOB
8 Desmond Jennings, R (1, 8) OBP: 0.339, SLG: 0.452	B FF 84 S SI 85 B FC 82 B FF 86 B FF 87 4-1 3 F9 18 1B 9 SF9 BB		X FC 80 0-0 3 FC6-4 18 BB 9 1B 1-2 1B	X FC 82 0-0 1-2 1B		B CH 76 B SI 83 X SI 83 2-0 18 CS 1B			C FF 88 F SL 84 C SI 90 0-3 ①	4	2	3	0	1	1	0
18 Ben Zobrist, S (1, 6) OBP: 0.353, SLG: 0.398	B FC 80 C CH 80 1 SAFE X FF 86 1-1 19 FC5-4 1-2 1B		F CU 74 B CH 79 B FC 83 B SI 85 C FF 86 F FF 86 B FF 80 4-2 3 FC6-4 1-2 2-3 BB	B FF 85 B FC 82 C CH 80 C FF 83 B FF 82 X FC 82 3-2 ③ F8		1 SAFE 0-0 ③ CS 1-2	F FF 83 X FF 84 0-1 19 1B 1B		S CU 72 B CU 74 F FC 90 S CU 74 1-3 ②	4	0	2	0	1	1	2
3 Evan Longoria, R (1, 5) OBP: 0.357, SLG: 0.510	X FC 83 0-0 ① F9 2-3		D CU 74 B FF 87 C SI 86 C FF 84 X CU 74 2-2 ① FC6-4 9 1B 19 E 1-2f 2-3 3-H		C FF 83 B SI 82 B FC 79 X SI 84 2-1 1 1B 1B		C FC 80 1 SAFE S CH 78 F CH 79 1 SAFE B FF 83 F CU 71 S FC 80 1-3 ① K		B FF 90 B SL 83 B FF 89 4-0 9 1B BB	4	1	1	1	1	1	5
9 Wil Myers, R (1, 9) OBP: 0.336, SLG: 0.460	S FF 86 X FF 86 0-1 ② SF9 3-H		B FC 83 B FC 83 X CH 80 2-0 19 FC6-4 1-2 3-H 1B		C CU 72 F FC 82 S CU 72 0-3 ① K		1 SAFE X CU 72 0-0 ② F8		X SI 88 0-0 1-2 1B	4	0	2	2	0	1	2
19 Ryan Roberts, R (1, 4) OBP: 0.298, SLG: 0.390	1 SAFE B CU 73 F FF 85 B FC 81 D CH 79 X FF 86 3-1 ③ FC5-4 1-2f		F FC 83 C FC 83 F FC 81 X CH 80 0-2 ② FC6-4 1 FC5-4 1-2f 2-H		X FC 80 0-0 ② L9		B FC 80 C CU 71 F FC 79 X CH 77 1-2 1-2 1B		D CU 74 F FC 89 F FF 88 D CU 74 X FC 88 2-2 ③ F8	5	0	1	0	0	0	5
1 Sean Rodríguez, R (1, 3) OBP: 0.323, SLG: 0.377		X SI 84 0-0 ① P4	B FF 86 D CH 79 C FC 82 B FF 85 X FC 82 3-1 ③ FC5-4 1-2f		B CH 77 X FC 79 1-0 1-2 1B		B CH 78 B FC 79 C SI 84 B CU 72 S FC 81 S CH 80 3-3 ③ K			4	0	1	0	0	1	3
30 Luke Scott, L (1, 10) OBP: 0.358, SLG: 0.475		C FF 84 S CH 79 B FF 87 S CH 79 1-3 ② K		C FC 78 F FF 82 S FC 78 0-3 ① K	X FC 81 0-0 ③ G4-3			X FF 89 0-0 28 B3-6-4 1B		4	0	1	0	0	2	2
28 José Molina, R (1, 2) OBP: 0.291, SLG: 0.314		B FF 85 F CH 79 X FF 86 1-1 ③ G6-3		T SI 84 C FC 80 B FC 81 B FF 86 X FF 84 2-2 ② G6-3		X FF 82 0-0 ① G4-3		B FF 88 X FF 88 1-0 ① ② B3-6-4 1-2f		4	0	0	0	0	0	1
5 Sam Fuld, L (1, 7) OBP: 0.264, SLG: 0.286			C FC 81 B FF 84 X FC 80 1-1 18 BB 8 1B 3 FC6-4 1B	B FF 84 F FF 83 F CH 77 B CH 78 F CU 74 B CH 78 B FF 86 4-2 8 1B BB		C FF 82 B FC 80 X CH 76 1-1 ② G3-1		C FF 88 F FF 88 B FF 88 F FF 88 B FF 89 X FF 89 2-2 ③ G4-3		3	1	1	0	1	0	0
Inning Stats	R: 1 H: 1 E: 0 LOB: 1 K: 0 BB: 1 S: 8 P: 16	R: 0 H: 0 E: 0 LOB: 0 K: 1 BB: 0 S: 6 P: 8	R: 3 H: 3 E: 1 LOB: 1 K: 0 BB: 1 S: 16 P: 28	R: 0 H: 1 E: 0 LOB: 2 K: 1 BB: 1 S: 13 P: 22	R: 0 H: 2 E: 0 LOB: 2 K: 1 BB: 0 S: 8 P: 11	R: 0 H: 1 E: 0 LOB: 0 K: 0 BB: 0 S: 4 P: 7	R: 0 H: 2 E: 0 LOB: 2 K: 2 BB: 0 S: 14 P: 19	R: 0 H: 1 E: 0 LOB: 0 K: 0 BB: 0 S: 6 P: 9	R: 0 H: 1 E: 0 LOB: 2 K: 2 BB: 1 S: 10 P: 17	1B: 12 SF: 1 2B: 0 SAC: 0 3B: 0 DP: 1 HR: 0 HBP: 0						

TOP

Tampa Bay Rays @ Toronto Blue Jays

Rogers Centre, Toronto, ON

Sat Jul 20 2013, 1:08 PM - 4:28 PM EDT

Att. 42,639 - Sunny - 75 F

livebaseballscorecards.com

AB	36
R	4
H	12
RBI	3
BB	4
SO	7
LOB	20

WP: 0 PA: 42
PB: 0
SB: 0
CS: 1

PITCHER		IP	WLS	BF	H	R	ER	SO	BB	IBB	HBP	BLK	WP	HR	S	P	ERA	WHIP
56 Mark Buehrle, L ERA: 4.83	(1, 1)	7.0	L	33	10	4	3	5	3	0	0	0	0	0	69	111	3.86	1.857
38 Darren Oliver, L ERA: 3.0	(8, 1)	1.0		3	1	0	0	0	0	0	0	0	0	0	6	9	0.00	1.000
44 Casey Janssen, R ERA: 2.67	(9, 1)	1.0		5	1	0	0	2	1	0	0	0	0	0	10	17	0.00	2.000

PITCHER	IP	WLS	BF	H	R	ER	SO	BB	IBB	HBP	BLK	WP	HR	S	P	ERA	WHIP

BOTTOM

Tampa Bay Rays @ Toronto Blue Jays

Rogers Centre, Toronto, ON

Sat Jul 20 2013, 1:08 PM - 4:28 PM EDT

Att. 42,639 - Sunny - 75 F

livebaseballscorecards.com

Batter	1	2	3	4	5	6	7	8	9	AB	R	H	RBI	BB	SO	LOB
7 José Reyes, S (1, 6) OBP: 0.363, SLG: 0.448	X SI 92 0-0 26 BB 1B		B SI 93 B CH 82 B SI 93 C SI 92 F CH 82 X SI 93 3-2 ② F7		B CH 80 X SI 91 1-0 19 WP 19 BLK 10 G5-3 1B		B FC 87 C FC 87 X FC 88 1-1 ③ G5-3		C SI 97 S CH 87 S CH 86 0-3 ② K	5	1	2	0	0	1	1
19 José Bautista, R (1, 9) OBP: 0.353, SLG: 0.506	B SI 93 C CU 79 B FF 92 B CH 84 F SI 93 X CH 84 3-2 ① P3		C CU 74 X CH 82 0-1 HR		1 SAFE F FF 92 1 SAFE C FF 92 F SI 92 B FF 92 B SI 93 B CU 81 F CH 81 3-2 ① X FF 93 P3 1-3			B FF 94 B FC 86 C FF 93 C FC 88 B FF 94 B FC 87 4-2 26 BB 10 BB BB	C SI 97 X SI 99 0-1 26 S 10 E 1-3 1B	4	1	2	1	1	0	2
10 Edwin Encarnación, R (1, 10) OBP: 0.355, SLG: 0.538	B SI 92 1 SAFE X SI 92 1-0 ② P6		B SI 92 B SI 92 S CH 82 S FF 92 X FF 93 2-2 28 S 2B		F SI 92 X SI 91 0-1 ② G5-3 3-H			B FF 95 B FF 94 F FF 96 F FF 95 B FF 94 F FC 86 F FF 95 D FC 85 4-2 1-2 26 BB BB	B SI 100 C CH 88 D CH 87 X SI 97 2-1 E1 26 S 1-2 3-H	4	0	1	1	1	0	2
26 Adam Lind, L (1, 3) OBP: 0.363, SLG: 0.506	C FF 91 1 SAFE B FF 91 B SI 92 B SI 92 C CH 83 B SI 92 4-2 1-2 BB		B CU 75 B CU 76 B SI 91 B SI 92 4-0 BB		C CH 81 C FF 91 F CU 79 B SI 92 B SI 93 X CH 82 2-2 ③ G3			B FF 91 2 SAFE B FF 92 B CU 80 C FF 92 C FF 92 B FF 92 4-2 1-2 2-3 BB	B SI 96 C CH 87 X CH 86 1-1 ③ F8 1-2 2-3	2	0	0	0	3	0	2
28 Colby Rasmus, L (1, 8) OBP: 0.328, SLG: 0.475	F CH 81 X FF 92 0-1 ③ G4-3		B CU 78 C SI 91 D CU 79 F CH 82 F SI 92 S CU 80 2-3 ③ K 2-3			F FF 94 S FF 93 C FF 94 0-3 ① K		B CU 80 X CU 80 1-0 ① P2		4	0	0	0	0	2	7
3 Maicer Izturis, S (1, 5) OBP: 0.299, SLG: 0.349		C SI 92 F SI 92 X CU 79 0-2 ① G1-3		B CH 81 F CH 83 B SI 92 B SI 91 F CH 82 F SI 91 B CH 83 4-2 9 FC6-4 BB		B FC 87 S FC 86 B FF 94 T FF 94 X FF 94 2-2 ② G5-3		B CU 80 C FS 80 T FS 81 C FF 92 1-3 ② K		3	0	0	0	1	1	3
9 J.P. Arencibia, R (1, 2) OBP: 0.253, SLG: 0.421		B CH 83 X CH 82 1-0 ② G1-3		C SI 91 X SI 91 0-1 ① FC6-4 1-2f		C FF 94 S FF 94 B FF 94 X FC 86 1-2 ③ G6-3		S FS 83 B FF 92 F FS 83 B FS 83 B FS 82 F FF 92 S FS 81 3-3 ③ K		4	0	0	0	0	1	4
11 Rajai Davis, R (1, 7) OBP: 0.332, SLG: 0.374		S CH 81 X SI 91 0-1 13 PO 1B		F CH 81 F CU 76 F SI 92 F CU 77 S CH 80 0-3 ② K			X FC 85 0-0 ① P3		B SI 94 B SI 94 C SI 94 X SI 97 2-1 ① G1-3	4	0	1	0	0	1	1
13 Brett Lawrie, R (1, 4) OBP: 0.260, SLG: 0.370		C FF 91 B SI 91 D CH 81 F CH 82 F SI 92 1 SAFE 1 SAFE 2-2 ③ PO 1-2	F CH 81 B CH 82 F FF 92 C SI 92 1-3 ① K		B SI 91 S SI 92 D CU 78 X CH 81 2-1 ③ L9		C FF 93 F FF 94 C FC 84 0-3 ② K		B SI 95 B SI 94 B SI 96 C SI 97 B SI 96 4-1 19 1B 10 E BB	3	1	0	0	1	2	1
Inning Stats	R: 0 E: 0 K: 0 S: 9 H: 1 LOB: 2 BB: 1 P: 17	R: 0 E: 0 K: 0 S: 9 H: 1 LOB: 0 BB: 0 P: 12	R: 1 E: 0 K: 2 S: 15 H: 2 LOB: 2 BB: 1 P: 27	R: 0 E: 0 K: 1 S: 12 H: 0 LOB: 1 BB: 1 P: 18	R: 1 E: 0 K: 0 S: 12 H: 1 LOB: 0 BB: 0 P: 18	R: 0 E: 0 K: 1 S: 9 H: 0 LOB: 0 BB: 0 P: 12	R: 0 E: 0 K: 1 S: 6 H: 0 LOB: 0 BB: 0 P: 7	R: 0 E: 0 K: 2 S: 16 H: 0 LOB: 3 BB: 3 P: 33	R: 1 E: 1 K: 1 S: 12 H: 1 LOB: 2 BB: 1 P: 21	1B: 4 2B: 1 3B: 0 HR: 1 SF: 0 SAC: 0 DP: 0 HBP: 0						WP: 1 PB: 0 SB: 3 CS: 0 PA: 41	

	AB	33
	R	3
	H	6
	RBI	2
	BB	7
	SO	8
	LOB	23

PITCHER		IP	WLS	BF	H	R	ER	SO	BB	IBB	HBP	BLK	WP	HR	S	P	ERA	WHIP
58 Jeremy Hellickson, R ERA: 4.62	(1, 1)	5.0	W	22	5	2	2	3	3	0	0	1	1	1	57	92	3.60	1.600
54 Alex Torres, L ERA: 0.32	(6, 1)	2.0	H	8	0	0	0	2	2	0	0	0	0	0	21	33	0.00	1.000
62 Joel Peralta, R ERA: 3.07	(8, 1)	1.0	H	4	0	0	0	2	1	0	0	0	0	0	10	19	0.00	1.000
56 Fernando Rodney, R ERA: 3.7	(9, 1)	1.0	S	6	1	1	0	1	1	0	0	0	0	0	12	21	0.00	2.000

PITCHER	IP	WLS	BF	H	R	ER	SO	BB	IBB	HBP	BLK	WP	HR	S	P	ERA	WHIP

Batter	1	2	3	4	5	6	7	8	9	AB	R	H	RBI	BB	SO	LOB
8 Desmond Jennings, R (1, 8) OBP: 0.335, SLG: 0.446	C KN 73 B KN 77 B KN 76 C FF 83 F KN 76 F KN 79 B KN 78 S KN 75 3-3 ① **K**		B KN 75 B KN 74 F FF 83 X FF 84 2-1 ② **G4-3**		C KN 76 B KN 78 F KN 77 B KN 79 S KN 78 2-3 ② **K** 1-2 2-3		C SL 82 B SL 83 X SI 95 1-1 ② **G3**		C CH 82 S CH 82 F SI 93 B SI 93 B CH 82 S CH 81 2-3 ② **K**	5	0	0	0	0	3	2
18 Ben Zobrist, S (1, 6) OBP: 0.351, SLG: 0.394	B KN 75 B KN 74 C KN 73 X KN 75 2-1 ② **P2**		F KN 73 X KN 80 0-1 ③ **P4**		B KN 77 F KN 75 B KN 79 B KN 78 C EP 66 S KN 76 3-3 ③ **K**		B SL 82 B SL 82 C SI 95 B SL 81 B SI 95 4-1 3 FC6-4 **BB**		B SL 77 B SI 91 C SI 92 F SI 91 C SI 93 2-3 ③ **K**	4	0	0	0	1	2	2
3 Evan Longoria, R (1, 5) OBP: 0.358, SLG: 0.517	B FF 84 F KN 73 B KN 78 F KN 77 B KN 80 B KN 76 4-2 **BB**			X FF 82 0-0 **HR**	B KN 72 B KN 72 S KN 70 F KN 74 F KN 73 B KN 77 F KN 74 S KN 75 3-3 ① **K**		C SL 82 B SI 94 C SL 82 F SI 95 X SL 84 1-2 ③ **FC6-4** 1-2f			3	1	1	1	1	1	1
21 James Loney, L (1, 3) OBP: 0.365, SLG: 0.463	C KN 75 F KN 78 T KN 79 0-2 ③ **K**			X KN 71 0-0 ① **G4-3**	C KN 77 B EP 68 B KN 77 X KN 75 2-1 30 HR **1B**			S SL 81 B SI 95 B SI 95 B SL 83 F FF 94 X SI 94 3-2 ① **G3-1**		4	1	1	0	0	1	1
30 Luke Scott, L (1, 10) OBP: 0.361, SLG: 0.488		C KN 70 S KN 79 B KN 79 C KN 72 1-3 ① **K**		X KN 75 0-0 ② **P3**	S KN 76 F KN 78 F KN 79 F KN 79 B KN 78 B EP 67 B KN 76 1 SAFE F KN 72 3-2 X KN 73 1-H **HR**			H FF 95 1-0 2 1B 2 S **HBP**		3	1	1	2	0	1	0
2 Kelly Johnson, L (1, 4) OBP: 0.328, SLG: 0.474		C KN 76 X EP 68 0-1 20 F9 **2B**		B KN 72 B KN 74 X KN 73 2-0 ③ **F8**		X KN 74 0-0 **HR**		B SL 84 C SL 84 B SI 94 F SI 96 B SL 84 X SI 94 3-2 1 HBP 1-3 **1B**		4	1	3	1	0	0	0
20 Matt Joyce, L (1, 9) OBP: 0.323, SLG: 0.443 1 Sean Rodríguez, R (8, PH) OBP: 0.328, SLG: 0.377 (8, 7)		B KN 77 B KN 74 B KN 77 C KN 74 X KN 75 3-1 ② **F9** 2-3			C KN 71 B KN 77 B KN 77 C KN 73 X KN 76 2-2 8 PB 5 1B **1B**	B FF 84 C KN 73 F KN 76 X KN 79 1-2 ② **G3**		H SI 91 1-0 59 G6-4-3 **HBP** 1-2		3 0	0 0	1 0	0 0	0 0	0 0	1 0
59 Jose Lobaton, S (1, 2) OBP: 0.322, SLG: 0.383		X KN 76 0-0 **G5-3**			C KN 75 F KN 77 B KN 79 S KN 78 1-3 ① **K**	B KN 78 C EP 66 F KN 78 S KN 79 1-3 ③ **K**		X CH 81 0-0 ② ③ **G6-4-3** 1-2f		4	0	0	0	0	2	5
5 Sam Fuld, L (1, 7) OBP: 0.264, SLG: 0.284 (8, 9)			C FF 81 B KN 77 F KN 72 B KN 78 X KN 75 2-2 ① **F8**		B KN 70 1 SAFE X KN 74 1-0 8 PB 1-2 **1B**		C SI 94 F SL 82 F SI 94 B SI 95 B SL 84 B SI 96 F SI 94 X SI 95 3-2 ① **G4-3**		C SI 90 B CH 80 F SI 91 X SL 79 1-2 ① **L7**	4	0	1	0	0	0	0
Inning Stats	R: 0 E: 0 K: 2 S: 12 H: 0 LOB: 1 BB: 1 P: 21	R: 0 E: 0 K: 1 S: 8 H: 1 LOB: 1 BB: 0 P: 12	R: 0 E: 0 K: 0 S: 7 H: 0 LOB: 0 BB: 0 P: 11	R: 1 E: 0 K: 0 S: 4 H: 1 LOB: 0 BB: 0 P: 6	R: 0 E: 0 K: 3 S: 13 H: 2 LOB: 2 BB: 0 P: 22	R: 3 E: 0 K: 2 S: 20 H: 3 LOB: 0 BB: 0 P: 30	R: 0 E: 0 K: 0 S: 12 H: 0 LOB: 1 BB: 1 P: 21	R: 0 E: 0 K: 0 S: 7 H: 1 LOB: 2 BB: 0 P: 15	R: 0 E: 0 K: 2 S: 10 H: 0 LOB: 0 BB: 0 P: 15	1B: 4 2B: 1 3B: 0 HR: 3 SF: 0 SAC: 0 DP: 1 HBP: 2						

PITCHER		IP	WLS	BF	H	R	ER	SO	BB	IBB	HBP	BLK	WP	HR	S	P	ERA	WHIP
43 R.A. Dickey, R ERA: 4.75	(1, 1)	6.0	L	26	7	4	4	8	1	0	0	0	0	3	64	102	6.00	1.333
57 Juan Pablo Perez, L ERA:	(7, 1)	1.1		7	1	0	0	0	1	0	1	0	0	0	18	34	0.00	1.500
62 Aaron Loup, L ERA: 1.88	(8, 1)	1.2		5	0	0	0	2	0	0	1	0	0	0	11	17	0.00	0.000

PITCHER	IP	WLS	BF	H	R	ER	SO	BB	IBB	HBP	BLK	WP	HR	S	P	ERA	WHIP

TOP

Tampa Bay Rays @ Toronto Blue Jays

Rogers Centre, Toronto, ON

Sun Jul 21 2013, 1:33 PM - 4:32 PM EDT

Att. 41,247 - Sunny - 66 F

livebaseballscorecards.com

AB	34
R	4
H	8
RBI	4
BB	2
SO	10
LOB	12

WP: 0	PA: 38		
PB: 1			
SB: 1			
CS: 0			

Batter	1	2	3	4	5	6	7	8	9	AB	R	H	RBI	BB	SO	LOB
7 José Reyes, S (1, 6) OBP: 0.379, SLG: 0.461	C FF 93 X SI 95 0-1 G5-3		B CH 83 C CH 82 B FF 94 B SL 85 B FF 95 4-1 10 S BB		B SL 84 X CH 84 1-0 1B		B FF 92 B FF 92 B FF 92 C FF 93 B FF 92 4-1 19 G4-3 BB		S CH 87 S CH 88 F CH 87 B SI 98 X CH 88 1-2 10 G5-3 1-H 3-H 2B	3	0	2	2	2	0	0
19 José Bautista, R (1, 9) OBP: 0.348, SLG: 0.499	B FF 95 C FF 94 B FF 94 S SL 86 X FF 95 2-2 G6-3		T FF 95 X FF 96 0-1 L9		C FF 95 1 SAFE C SL 86 1 SAFE 1 SAFE X FF 96 0-2 F9		F FF 94 F FF 95 D SL 86 D SL 85 F FF 97 X FF 95 2-2 G4-3 1-2f		B SI 98 B SI 98 F SI 96 F SI 98 S SI 99 2-3 K	5	0	0	0	0	1	4
10 Edwin Encarnación, R (1, 3) OBP: 0.351, SLG: 0.531	B FF 94 F FF 96 B FF 96 B SL 88 C SL 87 X SL 87 3-2 F9		C SL 85 B SI 95 S FF 97 D SL 87 F SI 96 X SI 96 2-2 G6-3 1-2		F FF 95 X SI 96 0-1 G6-3		C SL 83 B SI 96 F FF 96 B FF 97 X SL 85 2-2 P2		B SI 97 C SI 97 B SI 100 B SI 96 X SI 100 3-1 G5-3 2-3	5	0	0	0	0	0	3
26 Adam Lind, L (1, 10) OBP: 0.367, SLG: 0.504 11 Rajai Davis, R (9, PR) OBP: 0.332, SLG: 0.374		C FF 94 B SI 96 X CH 85 1-1 F9	B FF 96 B FF 96 C SL 86 S SL 84 B FF 97 S SL 86 3-3 K			C SI 92 H FF 96 1-1 22 BB 53 BB HBP		B SI 88 B FC 87 X FC 87 2-0 1B	B SI 98 B SI 98 C SI 99 B SI 99 B SI 99 4-1 53 S BB	3 0	0 0	1 0	0 0	1 0	1 0	1 0
53 Melky Cabrera, S (1, 7) OBP: 0.322, SLG: 0.361		B SI 95 X FF 95 1-0 3 FC5-4 22 2B 28 1B 1B		B FF 93 X FF 94 1-0 F7		B SI 92 B SI 93 T FF 92 B SL 83 C SL 83 B SL 83 4-2 22 BB 1-2 BB		C FC 87 S CH 83 S CU 77 0-3 K	C SI 98 F SI 98 F FF 100 B FF 100 F SI 100 X SI 98 1-2 G5-3 1-2	4	1	1	0	1	1	3
28 Colby Rasmus, L (1, 8) OBP: 0.330, SLG: 0.478		F FF 92 X FF 93 0-1 3 FC5-4 1-2 1B		B SL 86 C SL 84 F CH 83 X FF 96 1-2 3 G5-3 2B		C SL 83 B FF 96 X SL 82 1-1 P5		B CU 76 X FC 88 1-0 F7		4	0	2	0	0	0	3
3 Maicer Izturis, S (1, 4) OBP: 0.295, SLG: 0.344		B SL 85 B CH 83 X FF 95 2-0 FC5-4 22 2B 1-2f 2-3		C SL 84 X SI 95 0-1 G5-3 2-3		X FF 95 0-0 F7		C FC 88 B CH 85 T FC 88 B CU 78 S CU 78 2-3 K		4	0	0	0	0	1	6
22 Josh Thole, L (1, 2) OBP: 0.255, SLG: 0.171		C SL 87 X FF 94 0-1 1-3 3-H 2B		T FF 96 B SI 96 X FF 95 1-1 F8		B SL 86 B SL 86 C FF 95 B SL 87 B FF 94 4-1 1-2 2-3 BB			C SI 94 B CH 86 B SI 98 B SI 95 C SI 96 D CH 87 4-2 13 E 13 1B 7 2B BB	2	1	1	1	2	0	1
13 Brett Lawrie, R (1, 5) OBP: 0.260, SLG: 0.367		S FF 95 B FF 96 X SL 86 1-1 F9		C SL 84 B SL 84 X FF 95 1-1 L5	B SL 85 X FF 96 1-0 P4				C SI 95 B SI 97 X SI 96 1-1 E5 1-3 7 2B 1B	4	1	1	0	0	0	5
Inning Stats	R: 0 E: 0 K: 0 S: 8 H: 0 LOB: 0 BB: 0 P: 13	R: 1 E: 0 K: 0 S: 10 H: 3 LOB: 2 BB: 0 P: 15	R: 0 E: 0 K: 1 S: 10 H: 0 LOB: 1 BB: 1 P: 19	R: 0 E: 0 K: 0 S: 8 H: 1 LOB: 1 BB: 0 P: 11	R: 0 E: 0 K: 0 S: 8 H: 1 LOB: 1 BB: 2 P: 10	R: 0 E: 0 K: 0 S: 8 H: 0 LOB: 3 BB: 2 P: 19	R: 0 E: 0 K: 0 S: 8 H: 0 LOB: 0 BB: 1 P: 16	R: 0 E: 0 K: 2 S: 8 H: 1 LOB: 1 BB: 0 P: 13	R: 2 E: 1 K: 1 S: 19 H: 2 LOB: 3 BB: 2 P: 35	1B: 5 2B: 3 3B: 0 HR: 0 SF: 0 SAC: 0 DP: 1 HBP: 1						

PITCHER	IP	WLS	BF	H	R	ER	SO	BB	IBB	HBP	BLK	WP	HR	S	P	ERA	WHIP
22 Chris Archer, R (1, 1) ERA: 2.76	7.0	W	30	5	1	1	1	4	0	1	0	0	0	60	103	1.29	1.286
35 Jamey Wright, R (8, 1) ERA: 2.86	1.0	H	4	1	0	0	2	0	0	0	0	0	0	8	13	0.00	1.000
56 Fernando Rodney, R (9, 1) ERA: 4.04	1.0	S	7	2	2	2	1	2	0	0	0	0	0	19	35	18.00	4.000

PITCHER	IP	WLS	BF	H	R	ER	SO	BB	IBB	HBP	BLK	WP	HR	S	P	ERA	WHIP

BOTTOM

Tampa Bay Rays @ Toronto Blue Jays

Rogers Centre, Toronto, ON

Sun Jul 21 2013, 1:33 PM - 4:32 PM EDT

Att. 41,247 - Sunny - 66 F

livebaseballscorecards.com

AB	34
R	3
H	8
RBI	3
BB	6
SO	4
LOB	26

PA: 41

WP: 0
PB: 0
SB: 2
CS: 0

Tampa Bay Rays @ Boston Red Sox

Fenway Park, Boston, MA

Mon Jul 22 2013, 7:14 PM - 10:04 PM EDT

Att. 35,016 - Cloudy - 72 F

TOP

livebaseballscorecards.com

Batter	1	2	3	4	5	6	7	8	9	AB	R	H	RBI	BB	SO	LOB
8 Desmond Jennings, R (1, 8) OBP: 0.334, SLG: 0.445	C FF 92 C FF 94 B FF 90 F FF 94 X SI 92 1-2 18 1B 1B	C FC 86 F FF 90 B FF 91 X CH 84 1-2 G5-3 ③			L FF 89 X CH 82 0-1 SH3 ① 1-2		C SL 84 C SI 91 B SL 84 F SL 85 X SI 92 1-2 P5 ②		B SI 92 F CH 83 F CH 85 X SI 92 1-2 SF8 ② 3-H	3	0	1	1	0	0	1
18 Ben Zobrist, S (1, 4) OBP: 0.354, SLG: 0.397	C SI 92 B FF 93 1 SAFE X FF 94 1-1 ① 3 1B 21 SF9 1-2 1B		C FF 90 B CH 85 F SI 90 X CH 86 1-2 21 S 1B		C FF 90 X CH 82 0-1 21 1B 2-3 1B		X CH 86 0-0 F8 ③		B SI 87 B SI 90 F SI 89 X SL 87 2-1 F9 ③	5	1	3	0	0	0	2
3 Evan Longoria, R (1, 5) OBP: 0.357, SLG: 0.514	D KC 76 C FF 92 C FF 88 B FF 92 F CH 85 B FF 92 F FF 89 X FF 93 3-2 30 BB 1-3 1B		X FF 89 0-0 F9 ①		C CH 81 B FF 89 1 SAFE S CH 84 B FF 90 T FF 91 2-2 K ②			T SI 92 S CH 86 B SL 84 C SI 94 1-3 K ①		4	0	1	0	0	2	3
21 James Loney, L (1, 3) OBP: 0.364, SLG: 0.462	1 SAFE C FF 92 F KC 76 B SI 92 X FF 88 1-2 SF9 ② 3-H		S CH 81 1 SAFE B FF 88 X CH 82 1-1 F8 ② 1-2		C FF 91 D KC 75 X CH 84 1-1 1-2 3-H 1B			B SL 84 F SI 91 B SL 85 X SI 91 2-1 G4-3 ②		3	0	1	2	0	0	1
30 Luke Scott, L (1, 10) OBP: 0.359, SLG: 0.480	B KC 75 S FF 92 C CH 85 F FF 92 B FF 92 F FF 93 F KC 76 D KC 77 B FF 92 4-2 1-2 BB		B KC 74 B FF 89 C FF 88 X CH 83 2-1 P5 ③		X FF 90 0-0 G4-3 ③			B SI 92 B SL 84 S CH 86 B CH 86 X SI 91 3-1 G3-1 ③		3	0	0	0	1	0	3
2 Kelly Johnson, L (1, 7) 5 Sam Fuld, L (9, 9) OBP: 0.323, SLG: 0.467 OBP: 0.264, SLG: 0.284	C KC 75 B CH 85 B FF 90 X CH 84 2-1 F7 ③			S CH 84 F FF 91 S FF 92 0-3 K ①		C KC 74 B KC 74 B FF 91 C CH 84 B FF 91 X FF 92 3-2 G4-3 ①			B SL 83 S SI 92 B CH 85 S SI 91 T SI 91 2-2 K ①	4 0	0 0	0 0	0 0	0 0	2 0	2 0
20 Matt Joyce, L (1, 9) (9, 7) OBP: 0.322, SLG: 0.440		B FF 90 C FF 91 C CH 86 F FF 92 B FF 89 S FF 93 2-3 K ①		B KC 74 C CH 86 C SI 92 X FF 92 1-2 F9 ②		X FF 92 0-0 G5-3 ②			S SI 92 B SL 84 B SL 85 F CH 86 B SI 90 X SI 90 3-2 11 BB 59 S 8 SF8 1B	4	1	1	0	0	1	0
59 Jose Lobaton, S (1, 2) OBP: 0.321, SLG: 0.376		C SI 92 F SI 89 X KC 78 0-2 P6 ②		B KC 76 C FF 91 F SI 87 F KC 76 S FF 92 1-3 K ③		B FF 90 B CH 85 X FF 90 2-0 F9 ③			B SI 92 D SI 91 B CH 85 F SI 90 F CH 84 D SI 91 4-2 11 BB 1-2 BB	3	0	0	0	1	1	0
11 Yunel Escobar, R (1, 6) OBP: 0.317, SLG: 0.367		C SI 87 B KC 77 F FF 91 B FF 94 X FF 89 2-2 1B			B FF 89 B CH 84 B FF 89 C FF 89 B FF 91 4-1 18 1B 8 SH3 21 1B BB		S SI 91 S SL 83 S SI 92 0-3 K ①		B SI 92 B SL 83 F SI 91 F SL 84 F SI 91 D SL 84 D SL 83 4-2 1-2 2-3 BB	2	1	1	0	2	1	0
Inning Stats	R: 1 E: 0 K: 0 S: 21 H: 3 LOB: 2 BB: 1 P: 33	R: 0 E: 0 K: 1 S: 13 H: 1 LOB: 1 BB: 0 P: 18	R: 0 E: 0 K: 0 S: 8 H: 1 LOB: 1 BB: 0 P: 12	R: 0 E: 0 K: 2 S: 10 H: 0 LOB: 0 BB: 0 P: 12	R: 1 E: 0 K: 1 S: 11 H: 2 LOB: 2 BB: 1 P: 18	R: 0 E: 0 K: 0 S: 5 H: 0 LOB: 0 BB: 0 P: 10	R: 0 E: 0 K: 1 S: 8 H: 0 LOB: 0 BB: 0 P: 9	R: 0 E: 0 K: 1 S: 7 H: 0 LOB: 0 BB: 0 P: 13	R: 1 E: 0 K: 1 S: 16 H: 1 LOB: 2 BB: 2 P: 32	1B: 8 2B: 0 3B: 0 HR: 0 SF: 2 SAC: 1 DP: 0 HBP: 0						

AB	31
R	3
H	8
RBI	3
BB	4
SO	7
LOB	12

WP: 0 PB: 0 SB: 2 CS: 0 PA: 38

PITCHER		IP	WLS	BF	H	R	ER	SO	BB	IBB	HBP	BLK	WP	HR	S	P	ERA	WHIP
67 Brandon Workman, R ERA: 4.4	(1, 1)	6.0	L	26	7	2	2	4	2	0	0	0	0	0	68	103	3.00	1.500
65 Jose De La Torre, R ERA: 6.52	(7, 1)	2.2		11	1	1	1	3	2	0	0	0	0	0	29	50	3.38	1.125
32 Craig Breslow, L ERA: 2.88	(9, 1)	0.1		1	0	0	0	0	0	0	0	0	0	0	2	4	0.00	0.000

PITCHER		IP	WLS	BF	H	R	ER	SO	BB	IBB	HBP	BLK	WP	HR	S	P	ERA	WHIP

Tampa Bay Rays @ Boston Red Sox

Fenway Park, Boston, MA

Mon Jul 22 2013, 7:14 PM - 10:04 PM EDT

Att. 35,016 - Cloudy - 72 F

BOTTOM

livebaseballscorecards.com

Batter	1	2	3	4	5	6	7	8	9	AB	R	H	RBI	BB	SO	LOB
2 Jacoby Ellsbury, L (1, 8) OBP: 0.369, SLG: 0.426	C FF 92 X FF 92 0-1 ① P6		B KC 82 B FF 91 X FF 94 2-0 ③ F7			X FF 93 0-0 ③ G4-3			C SI 94 B FF 95 B KC 84 X FF 95 2-1 ② G4-3	4	0	0	0	0	0	0
18 Shane Victorino, S (1, 9) OBP: 0.331, SLG: 0.395	B FF 91 X FF 92 1-0 ② F9			B FF 92 B CH 85 C FF 93 X FF 93 2-1 ① G6-3			C FF 93 X FF 94 0-1 ① F8		B FF 90 C SI 94 C CH 83 X CH 85 1-2 ③ L5	4	0	0	0	0	0	0
15 Dustin Pedroia, R (1, 4) OBP: 0.385, SLG: 0.422	B FF 93 B FF 90 B FF 93 C FF 92 F FF 92 X SI 94 3-2 ③ F9			B KC 79 C FF 94 S FF 96 X FF 95 1-2 ② G5-3			B FF 93 C FF 94 X CH 84 1-1 ② G5-3			3	0	0	0	0	0	0
34 David Ortiz, L (1, 10) OBP: 0.405, SLG: 0.603		C FF 91 B CH 84 B FF 95 X FF 94 2-1 ① G2-3		F FF 96 B FF 96 X FF 95 1-1 ③ L7			F FF 95 S KC 81 B CH 86 B SI 95 B CH 84 X FF 94 3-2 12 WP 1B			3	0	1	0	0	0	0
12 Mike Napoli, R (1, 3) OBP: 0.345, SLG: 0.460		C FF 94 C CH 84 X KC 81 0-2 1B			B FF 92 B FF 92 C FF 94 B CH 85 C FF 94 B FF 93 4-2 5 G6-4-3 BB		C SI 91 C SI 92 F FF 93 B KC 83 F FF 94 X CH 84 1-2 ③ F9 1-2			2	0	1	0	1	0	1
5 Jonny Gomes, R (1, 7) OBP: 0.329, SLG: 0.431		F FF 93 F FF 92 B FF 95 S KC 81 1-3 ② K			C FF 93 X FF 92 0-1 ① ② G6-4-3 1-2f			B FF 95 S FF 94 F FF 95 X FF 95 1-2 ① P3		3	0	0	0	0	1	2
20 Ryan Lavarnway, R (1, 2) OBP: 0.289, SLG: 0.325		F FF 93 C CH 82 D CH 83 S CH 82 1-3 ③ K			B FF 94 C FF 92 F SI 94 X KC 82 1-2 ③ G6-3			C SI 93 B CH 84 F FF 94 X FF 95 1-2 ② F9		3	0	0	0	0	1	1
23 Brandon Snyder, R (1, 5) OBP: 0.233, SLG: 0.379			C FF 92 F FF 92 B FF 94 S CH 85 1-3 ① K			B CH 84 X FF 89 1-0 ① F8		B FF 93 B CH 83 C FF 94 S CH 82 F FF 94 X KC 83 2-2 ③ G1-3		3	0	0	0	0	1	0
10 Jose Iglesias, R (1, 6) OBP: 0.399, SLG: 0.438			B FF 94 C FF 95 C SI 95 S CH 87 1-3 ② K2-3			C FF 94 F SI 94 X FF 94 0-2 ② G6-3			B FF 91 C FF 93 C CH 85 F FF 95 X CH 84 1-2 ① P4	3	0	0	0	0	1	0
Inning Stats	R: 0 E: 0 K: 0 S: 6 H: 0 LOB: 0 BB: 0 P: 10	R: 0 E: 0 K: 2 S: 11 H: 1 LOB: 1 BB: 0 P: 15	R: 0 E: 0 K: 2 S: 7 H: 0 LOB: 0 BB: 0 P: 11	R: 0 E: 0 K: 0 S: 7 H: 0 LOB: 0 BB: 0 P: 11	R: 0 E: 0 K: 0 S: 7 H: 0 LOB: 0 BB: 1 P: 12	R: 0 E: 0 K: 0 S: 5 H: 0 LOB: 0 BB: 0 P: 6	R: 0 E: 0 K: 0 S: 12 H: 1 LOB: 1 BB: 0 P: 17	R: 0 E: 0 K: 0 S: 10 H: 0 LOB: 0 BB: 0 P: 14	R: 0 E: 0 K: 0 S: 9 H: 0 LOB: 0 BB: 0 P: 13	1B: 2 2B: 0 3B: 0 HR: 0 SF: 0 SAC: 0 DP: 1 HBP: 0						

	AB	28
	R	0
	H	2
	RBI	0
	BB	1
	SO	4
	LOB	4

WP: 1 PA: 29
PB: 0
SB: 0
CS: 0

PITCHER	IP	WLS	BF	H	R	ER	SO	BB	IBB	HBP	BLK	WP	HR	S	P	ERA	WHIP
55 Matt Moore, L (1, 1) ERA: 3.17	9.0	W	29	2	0	0	4	1	0	0	0	1	0	74	109	0.00	0.333

PITCHER	IP	WLS	BF	H	R	ER	SO	BB	IBB	HBP	BLK	WP	HR	S	P	ERA	WHIP

Tampa Bay Rays @ Boston Red Sox

Fenway Park, Boston, MA

Tue Jul 23 2013, 7:15 PM - 10:18 PM EDT

Att. 34,609 - Cloudy - 72 F

TOP

livebaseballscorecards.com

Batter	1	2	3	4	5	6	7	8	9	AB	R	H	RBI	BB	SO	LOB
8 Desmond Jennings, R (1, 8) OBP: 0.333, SLG: 0.443	B FF 93 B FF 92 C SI 93 C FF 94 F CH 87 B CH 86 S SI 93 3-3 ① K		B CU 74 F CH 86 B FF 93 C FF 92 X CH 87 2-2 1B		B FF 92 F CH 86 B FF 92 S FF 92 F FF 94 B FF 94 F SI 94 S FF 93 3-3 ② K		C FF 92 C FF 93 S FF 93 0-3 ③ K			4	0	1	0	0	3	2
18 Ben Zobrist, S (1, 4) OBP: 0.350, SLG: 0.392	B FF 94 F FF 92 X CH 87 1-1 ② F9		B SI 92 C SI 90 B FF 90 F CH 84 B FF 93 S FF 92 3-3 ② K		F CH 86 F FF 93 B SI 94 X FF 95 1-2 ③ F9			C FF 93 B CU 74 F FO 88 F FF 93 B FO 90 F FF 92 F SL 82 C SL 81 2-3 ① K		4	0	0	0	0	2	2
3 Evan Longoria, R (1, 5) OBP: 0.356, SLG: 0.519	B FF 94 S FC 92 C CU 75 C SI 94 1-3 ③ K		B SI 93 X SI 92 1-0 ③ G4-3			B FF 91 X FF 90 1-0 HR		S FO 89 B FF 94 S FF 92 T FF 94 1-2 ② K		4	1	1	1	0	2	1
9 Wil Myers, R (1, 9) OBP: 0.341, SLG: 0.496		X SI 93 0-0 HR		X SI 92 0-0 11 F8 2B		F FF 92 X CU 76 0-1 ① L7		C FF 94 B FF 94 S FF 94 F FF 95 X FF 95 1-2 ③ G4-3		4	1	2	1	0	0	0
20 Matt Joyce, L (1, 10) OBP: 0.318, SLG: 0.434		F SI 94 B CU 75 X SI 94 1-1 ① F7		B SI 92 F SI 90 B CU 77 S FC 89 S CU 78 2-3 ① K		B CU 75 B FF 92 F SI 92 X FC 89 2-1 ② G3-1			T FF 90 B SL 84 B FS 81 S FS 80 B FS 83 S FF 90 3-3 ① K	4	0	0	0	0	2	1
11 Yunel Escobar, R (1, 6) OBP: 0.313, SLG: 0.363		B SI 94 X SI 93 1-0 ② G6-3		B FF 91 C FF 90 C CU 75 F FF 94 D FF 92 F CH 85 X FF 94 2-2 ② F8 2-3		C CU 75 F FC 90 X CH 85 0-2 ③ F9			X FF 90 0-0 ② F9	4	0	0	0	0	0	1
21 James Loney, L (1, 3) OBP: 0.362, SLG: 0.460		B SI 94 F FC 91 X CU 76 1-1 1B		F FF 92 S SI 91 S CU 78 0-3 ③ K			B CU 73 X SI 92 1-0 ① L7		C CU 70 B FS 83 F FF 90 S FS 83 1-3 ③ K	4	0	1	0	0	2	1
28 José Molina, R (1, 2) OBP: 0.292, SLG: 0.320		C FF 93 C SI 93 D CU 78 S FF 93 1-3 ③ K			B FF 92 C CU 72 F FF 92 F CU 76 S CH 88 1-3 ① K		B FF 92 F CH 85 X CU 75 1-1 2B			3	0	1	0	0	2	1
1 Sean Rodríguez, R (1, 7) OBP: 0.328, SLG: 0.376			B SI 91 C FC 88 X CH 86 1-1 ① G5-3		B CU 74 B SI 92 X SI 91 2-0 1B		B SL 84 X FF 95 1-0 ② G5-3			3	0	1	0	0	0	1
Inning Stats	R: 0 E: 0 K: 2 S: 9 H: 0 LOB: 0 BB: 0 P: 14	R: 1 E: 0 K: 1 S: 9 H: 2 LOB: 1 BB: 0 P: 13	R: 0 E: 0 K: 1 S: 9 H: 1 LOB: 1 BB: 0 P: 16	R: 0 E: 0 K: 2 S: 12 H: 1 LOB: 1 BB: 0 P: 16	R: 0 E: 0 K: 2 S: 14 H: 1 LOB: 1 BB: 0 P: 21	R: 1 E: 0 K: 0 S: 8 H: 1 LOB: 0 BB: 0 P: 11	R: 0 E: 0 K: 1 S: 7 H: 1 LOB: 1 BB: 0 P: 10	R: 0 E: 0 K: 2 S: 13 H: 0 LOB: 0 BB: 0 P: 17	R: 0 E: 0 K: 2 S: 7 H: 0 LOB: 0 BB: 0 P: 11	1B: 3 2B: 2 3B: 0 HR: 2 SF: 0 SAC: 0 DP: 0 HBP: 0						

	AB	34
	R	2
	H	7
	RBI	2
	BB	0
	SO	13
	LOB	10

PITCHER		IP	WLS	BF	H	R	ER	SO	BB	IBB	HBP	BLK	WP	HR	S	P	ERA	WHIP
31 Jon Lester, L ERA: 4.5	(1, 1)	6.1	W	26	7	2	2	8	0	0	0	0	0	2	64	96	2.84	1.105
38 Matt Thornton, L ERA: 3.77	(7, 1)	0.1	H	1	0	0	0	0	0	0	0	0	0	0	1	2	0.00	0.000
36 Junichi Tazawa, R ERA: 2.84	(7, 1)	1.1	H	4	0	0	0	3	0	0	0	0	0	0	16	20	0.00	0.000
19 Koji Uehara, R ERA: 1.59	(9, 1)	1.0		3	0	0	0	2	0	0	0	0	0	0	7	11	0.00	0.000

PITCHER	IP	WLS	BF	H	R	ER	SO	BB	IBB	HBP	BLK	WP	HR	S	P	ERA	WHIP

Batter	1	2	3	4	5	6	7	8	9	AB	R	H	RBI	BB	SO	LOB
18 Shane Victorino, S (1, 8) OBP: 0.329, SLG: 0.395	B SI 92 C SL 84 B SL 84 F SI 92 B SI 92 F SI 93 F SI 93 F SL 85 F SI 92 3-2 F CH 86 X CH 85 F9 ①		B SI 91 C SL 85 X SI 92 1-1 29 F9 34 S 2B		C SI 91 B SI 92 F SI 92 B CH 87 X CH 85 2-2 G3 ①		B SI 93 B FF 93 B FF 94 C SI 93 X FF 95 3-1 P4 ①	C FF 96 D FC 89 S FC 88 B FF 94 X SL 87 2-2 G3 ③		5	1	1	0	0	0	1
29 Daniel Nava, S (1, 9) OBP: 0.372, SLG: 0.427	B SI 94 C SL 83 C SI 93 B CH 86 F CH 86 F SI 93 B SL 85 X CH 87 3-2 G3-1 ②		F SL 84 B SI 92 X CH 84 1-1 F9 ① 2-3		B SL 85 C SI 92 C FF 93 X CH 86 1-2 15 WP 15 SF9 2B		C SI 92 B SI 92 X CH 86 1-1 F8 ②			4	1	1	0	0	0	1
15 Dustin Pedroia, R (1, 4) OBP: 0.384, SLG: 0.420	C FF 93 F SI 93 X SI 94 0-2 G4-3 ③		C CH 85 F SI 93 B SI 94 H SI 93 2-2 34 G4-3 34 S HBP		C CH 86 S CH 86 B CH 82 B CH 85 X SI 94 2-2 SF9 ② 2-H		C FF 94 B FF 94 C CH 86 X FF 95 1-2 G4-3 ③			2	0	0	1	0	0	0
34 David Ortiz, L (1, 10) OBP: 0.406, SLG: 0.601		B CH 88 B SL 86 C SI 93 F SI 94 F SI 92 F SL 84 X CH 87 2-2 12 1B 1B	F SI 92 F CH 86 B SI 93 B SI 93 X CH 86 2-2 G4-3 ② 1-3 3-H		B SI 94 X SL 87 1-0 12 FC5-4 1B			X FC 87 0-0 G4-3 ①		4	0	2	0	0	0	1
12 Mike Napoli, R (1, 3) OBP: 0.346, SLG: 0.463		C SI 92 S FF 93 F SI 93 B SI 93 X CH 85 1-2 37 1B 1-3 1B ①	C SI 93 C SI 94 X SI 93 0-2 G6-3 ③		X SI 92 0-0 FC5-4 ③ 1-2f			C SI 93 S SL 87 B FF 95 X SL 85 1-2 5 1B 7 1B 2B		4	2	2	0	0	0	2
37 Mike Carp, L (1, 7) OBP: 0.378, SLG: 0.612 5 Jonny Gomes, R (8, 7) OBP: 0.332, SLG: 0.434		C SI 93 X SL 86 0-1 7 F8 39 BB 2-H 1B		C SL 84 B CH 86 S CH 84 S CH 85 1-3 K ①		F SI 93 B FF 95 F SI 93 B FF 95 C CH 86 2-3 K ①		B SI 93 X SI 94 1-0 7 1B 10 E 2-3 1B		3 1	0 1	1 1	1 0	0 0	2 0	0 0
39 Jarrod Saltalamacchia, S (1, 2) OBP: 0.337, SLG: 0.443		B SL 86 D CH 87 F CH 84 B SI 90 B CH 86 4-1 1-2 BB	B SL 86 X SL 84 1-0 7 G3 2B		B CH 87 C CH 85 S CH 87 B FF 94 X FF 94 2-2 1B			F FC 91 F SL 87 S FF 96 0-3 K ②		3	0	2	0	1	1	2
7 Stephen Drew, L (1, 6) OBP: 0.314, SLG: 0.398		S FF 92 C SL 85 B SI 93 X SL 84 1-2 F8 ② 2-3	B SI 93 X CH 85 1-0 G3 ② 2-3		B FF 94 F FF 95 B SI 94 1 SAFE S CH 84 B FF 96 S CH 86 3-3 K ②			X FC 92 0-0 10 S 10 E 1-3 3-H 1B		4	1	1	1	0	1	4
10 Jose Iglesias, R (1, 5) OBP: 0.396, SLG: 0.434		F SI 92 X SI 92 0-1 G6-3 ③	C SI 93 B SI 94 B SI 94 S CH 87 X SI 92 2-2 G5-3 ③		B CH 86 B FF 95 1 SAFE X FF 93 2-0 F8 ③			B FF 95 B FC 92 C FF 96 X FF 96 2-1 E6 1-H 3-H 1B		4	0	1	2	0	0	4
Inning Stats	R: 0 E: 0 K: 0 S: 16 H: 0 LOB: 0 BB: 0 P: 22	R: 1 E: 0 K: 0 S: 17 H: 3 LOB: 2 BB: 1 P: 25	R: 1 E: 0 K: 0 S: 12 H: 1 LOB: 1 BB: 0 P: 18	R: 0 E: 0 K: 1 S: 8 H: 1 LOB: 1 BB: 0 P: 13	R: 1 E: 0 K: 0 S: 11 H: 2 LOB: 1 BB: 0 P: 17	R: 0 E: 0 K: 2 S: 10 H: 1 LOB: 1 BB: 0 P: 19	R: 0 E: 0 K: 0 S: 7 H: 0 LOB: 0 BB: 0 P: 12	R: 3 E: 1 K: 1 S: 14 H: 4 LOB: 1 BB: 0 P: 20		1B: 8 2B: 4 3B: 0 HR: 0	SF: 1 SAC: 0 DP: 0 HBP: 1	WP: 1 PB: 0 SB: 3 CS: 0	PA: 37			

PITCHER		IP	WLS	BF	H	R	ER	SO	BB	IBB	HBP	BLK	WP	HR	S	P	ERA	WHIP
40 Roberto Hernandez, R ERA: 4.92	(1, 1)	5.0	L	23	7	3	3	1	1	0	1	0	1	0	64	95	5.40	1.600
54 Alex Torres, L ERA: 0.3	(6, 1)	2.0		7	1	0	0	2	0	0	0	0	0	0	17	31	0.00	0.500
35 Jamey Wright, R ERA: 2.84	(8, 1)	0.1		1	0	0	0	0	0	0	0	0	0	0	1	1	0.00	0.000
43 Kyle Farnsworth, R ERA: 5.33	(8, 1)	0.2		6	4	3	3	1	0	0	0	0	0	0	13	19	40.50	6.000

PITCHER	IP	WLS	BF	H	R	ER	SO	BB	IBB	HBP	BLK	WP	HR	S	P	ERA	WHIP

BOTTOM

Tampa Bay Rays @ Boston Red Sox

Fenway Park, Boston, MA

Tue Jul 23 2013, 7:15 PM - 10:18 PM EDT

Att. 34,609 - Cloudy - 72 F

livebaseballscorecards.com

AB	34
R	6
H	12
RBI	5
BB	1
SO	4
LOB	15

Batter	1	2	3	4	5	6	7	8	9	AB	R	H	RBI	BB	SO	LOB
8 Desmond Jennings, R (1, 8) OBP: 0.334, SLG: 0.441	B FF 93 F SI 92 B CU 75 F SI 92 S FF 94 2-3 ① **K**		B FF 90 C CU 74 S CH 82 B FF 92 X FF 91 2-2 3 1B 3 E 9 1B 1B		C CH 82 F SI 91 B CU 75 S FC 87 1-3 ① **K**		B SI 90 F FC 86 B CU 75 B CH 85 B SI 91 4-1 3 S BB		B FF 93 X SI 92 1-0 ① G5-3	4	1	1	0	1	2	0
3 Evan Longoria, R (1, 5) OBP: 0.354, SLG: 0.515	F FF 93 B CH 84 S CH 84 C FF 93 1-3 ② **K**		1 SAFE 1 SAFE B CU 74 X FC 87 1-0 18 SH 9 1B **1-3** 1B		B SI 91 B SI 91 S CH 84 X FF 91 2-1 ② G5-3		1 SAFE 1 SAFE C FF 92 B CH 87 S CH 86 X FF 92 1-2 ③ F9 **1-2**		B SI 92 B SI 92 X SI 92 2-0 ② G6-3	5	1	1	0	0	1	1
18 Ben Zobrist, S (1, 4) OBP: 0.352, SLG: 0.394	B FF 92 C FF 91 X CU 75 1-1 9 BB 1B		X CH 83 0-0 SH 30 S 9 1B 30 SF7 **1-2**		B CU 75 B CH 82 X SI 92 2-0 ③ F8			X SI 91 0-0 ① F9	B FF 89 C CH 86 B FF 93 S SL 81 B SL 82 X SI 94 3-2 1B	4	1	2	0	0	0	0
9 Wil Myers, R (1, 9) OBP: 0.351, SLG: 0.496	D FF 93 1 SAFE F SI 92 B FF 89 C SI 93 B FF 94 F FF 93 F FF 93 F FF 94 4-2 B FF 81 **1-2** BB		F SI 92 B FC 87 C FF 92 F CU 77 F FF 93 X FF 89 1-2 30 S **1-2** **2-H** **3-H** 1B			B FF 92 B FF 91 S FF 91 C CU 75 X SI 92 2-2 ① G1-3		C FF 91 S SL 83 X SL 82 0-2 30 FC4-6 1B	X SI 93 0-0 ③ G5-3	4	0	2	2	1	0	1
30 Luke Scott, L (1, 10) OBP: 0.357, SLG: 0.478	C FF 92 C CU 76 B CU 76 B FF 92 B FF 92 X SI 92 3-2 ③ G4-3		F SI 91 C CU 76 B SI 93 X CU 78 1-2 ② SF7 **1-2** **2-H**			X SI 92 0-0 1B		1 SAFE B FF 94 S FF 95 F SL 83 X FF 95 1-2 ② FC4-6 1 1B **1-2f** 21 1B		3	1	1	1	0	0	3
1 Sean Rodríguez, R (1, 7) OBP: 0.326, SLG: 0.372		B FF 89 X SI 90 1-0 ① G4-3	C CH 85 F SI 93 B CU 76 C SI 94 1-3 ③ **K**			B CU 76 X SI 92 1-0 ② P3		C FF 94 D SL 83 1 SAFE F SL 82 X FF 94 1-2 21 1B 28 1B **1-2** 1B		4	1	1	0	0	1	2
21 James Loney, L (1, 3) OBP: 0.364, SLG: 0.460		C SI 90 X SI 90 0-1 ② G4-3	B CU 73 B CU 75 C SI 92 X SI 92 2-1 28 B1-6-3 1B			C SI 92 F SI 92 S FF 93 0-3 ③ **K**		X FF 94 0-0 28 1B **1-3** **2-H** 1B		4	0	2	1	0	1	1
28 José Molina, R (1, 2) OBP: 0.291, SLG: 0.318		C FF 88 X FF 91 0-1 ③ G4-3	S SI 90 X CU 77 0-1 ① ② B1-6-3 **1-2f**				B SI 90 S CH 82 X CH 84 1-1 ① G6-3	S FF 94 B SI 94 F SI 94 F SI 95 X FF 95 1-2 **1-2** **3-H** 1B		4	0	1	1	0	0	1
11 Yunel Escobar, R (1, 6) OBP: 0.310, SLG: 0.358			X SI 90 0-0 ① G6-3	F FF 92 S FF 92 B CU 78 B FF 92 B CH 84 X FF 93 3-2 ③ G5-3			C CH 82 B FF 92 C CH 83 F FF 93 B CU 77 X SI 91 2-2 ② G6-3	X FF 95 0-0 ③ G3		4	0	0	0	0	0	2
Inning Stats	R: 0 E: 0 K: 2 S: 16 H: 1 LOB: 2 BB: 1 P: 27	R: 0 E: 0 K: 0 S: 5 H: 0 LOB: 0 BB: 0 P: 6	R: 3 E: 1 K: 1 S: 17 H: 3 LOB: 1 BB: 0 P: 23	R: 0 E: 0 K: 0 S: 7 H: 1 LOB: 0 BB: 0 P: 12	R: 0 E: 0 K: 1 S: 6 H: 0 LOB: 0 BB: 0 P: 11	R: 0 E: 0 K: 1 S: 8 H: 1 LOB: 1 BB: 0 P: 11	R: 0 E: 0 K: 0 S: 10 H: 0 LOB: 1 BB: 1 P: 18	R: 2 E: 0 K: 0 S: 16 H: 4 LOB: 2 BB: 0 P: 19	R: 0 E: 0 K: 0 S: 6 H: 1 LOB: 1 BB: 0 P: 12	1B: 11 2B: 0 3B: 0 HR: 0 SF: 1 SAC: 1 DP: 1 HBP: 0						

TOP

Tampa Bay Rays @ Boston Red Sox

Fenway Park, Boston, MA

Wed Jul 24 2013, 7:12 PM - 10:12 PM EDT

Att. 36,514 - Partly Cloudy - 82 F

livebaseballscorecards.com

AB	36
R	5
H	11
RBI	5
BB	2
SO	5
LOB	11

PITCHER		IP	WLS	BF	H	R	ER	SO	BB	IBB	HBP	BLK	WP	HR	S	P	ERA	WHIP
22 Felix Doubront, L ERA: 3.78	(1, 1)	6.2	L	28	6	3	3	5	2	0	0	0	0	0	66	104	4.05	1.200
54 Pedro Beato, R ERA: 1.69	(7, 1)	0.2		3	1	1	1	0	0	0	0	0	0	0	7	8	13.50	1.500
38 Matt Thornton, L ERA: 3.98	(8, 1)	0.2		5	3	1	1	0	0	0	0	0	0	0	12	15	13.50	4.500
66 Drake Britton, L ERA:	(9, 1)	1.0		4	1	0	0	0	0	0	0	0	0	0	6	12	0.00	1.000

PITCHER		IP	WLS	BF	H	R	ER	SO	BB	IBB	HBP	BLK	WP	HR	S	P	ERA	WHIP

WP: 0 PA: 40
PB: 0
SB: 3
CS: 0

Tampa Bay Rays @ Boston Red Sox

Fenway Park, Boston, MA

Wed Jul 24 2013, 7:12 PM - 10:12 PM EDT

Att. 36,514 - Partly Cloudy - 82 F

BOTTOM

livebaseballscorecards.com

Batter	1	2	3	4	5	6	7	8	9	AB	R	H	RBI	BB	SO	LOB
2 Jacoby Ellsbury, L (1, 8) OBP: 0.365, SLG: 0.422	C SI 93 X SI 92 0-1 G6-3		X SI 94 0-0 G1-3			C SI 94 C SI 95 X SI 96 0-2 G6-3		C SI 92 F SI 94 X SI 95 0-2 F7		4	0	0	0	0	0	0
18 Shane Victorino, S (1, 9) OBP: 0.331, SLG: 0.396	B SI 92 C CH 85 X CH 85 1-1 G6-3			B KC 80 B SI 93 F SI 93 X FF 94 2-1 15 G6-4-3 1B		C SI 95 X KC 81 0-1 1B			B FF 92 C SI 92 B FC 86 F SI 92 X FC 89 2-2 F8	4	0	2	0	0	0	0
15 Dustin Pedroia, R (1, 4) OBP: 0.381, SLG: 0.416	C SI 94 F SI 94 F FC 91 C FF 96 0-3 K			F CH 86 1 SAFE X FC 90 0-1 G6-4-3 1-2f		C FF 95 1 SAFE F SI 95 1 SAFE 1 SAFE B FC 90 X FF 96 1-2 G1-3			C CH 85 B CH 86 B FC 87 X SI 92 2-1 P3	4	0	0	0	0	1	2
34 David Ortiz, L (1, 10) OBP: 0.404, SLG: 0.597		C FF 94 X KC 80 0-1 1B		F SI 95 X SI 95 0-1 F9			C CH 82 B SI 94 F SI 93 F SI 94 B SI 96 X SI 95 2-2 G3-1		X CH 84 0-0 L6	4	0	1	0	0	0	0
12 Mike Napoli, R (1, 3) OBP: 0.349, SLG: 0.477		B SI 94 F SI 95 F FF 96 S FF 96 1-3 K			B FC 89 C CH 84 C FC 90 B SI 96 X SI 96 2-2 2B		B CH 84 X SI 95 1-0 HR			3	1	2	1	0	1	1
5 Jonny Gomes, R (1, 7) OBP: 0.327, SLG: 0.427		1 SAFE F SI 94 C FC 91 B FF 92 C SI 96 1-3 K			X SI 95 0-0 L8		F FC 89 B CH 84 X CH 84 1-1 P4			3	0	0	0	0	1	2
7 Stephen Drew, L (1, 6) OBP: 0.310, SLG: 0.393		C SI 96 B FF 96 X SI 95 1-1 G1-3			B SI 94 F SI 94 B SI 94 B SI 94 X SI 95 3-1 F8		C KC 81 F KC 82 B SI 94 B SI 94 X SI 94 2-2 P5			3	0	0	0	0	0	2
39 Jarrod Saltalamacchia, S (1, 2) OBP: 0.333, SLG: 0.438			C SI 94 X SI 95 0-1 G6-3		X CH 86 0-0 F9			C CH 82 C FC 88 X KC 81 0-2 G4-3		3	0	0	0	0	0	1
10 Jose Iglesias, R (1, 5) OBP: 0.391, SLG: 0.428			C SI 94 X KC 80 0-1 G5-3			C FC 87 S KC 81 B FC 89 X SI 95 1-2 G4-3		B KC 79 F FF 92 F SI 93 B FC 90 S FC 88 2-3 K		3	0	0	0	0	1	0

Inning Stats	1	2	3	4	5	6	7	8	9
	R: 0 E: 0 K: 1 S: 8 H: 0 LOB: 0 BB: 0 P: 9	R: 0 E: 0 K: 2 S: 10 H: 1 LOB: 1 BB: 0 P: 13	R: 0 E: 0 K: 0 S: 5 H: 0 LOB: 0 BB: 0 P: 5	R: 0 E: 0 K: 0 S: 6 H: 1 LOB: 0 BB: 0 P: 8	R: 0 E: 0 K: 0 S: 7 H: 1 LOB: 1 BB: 0 P: 12	R: 0 E: 0 K: 0 S: 11 H: 1 LOB: 1 BB: 0 P: 13	R: 1 E: 0 K: 0 S: 10 H: 1 LOB: 0 BB: 0 P: 16	R: 0 E: 0 K: 1 S: 9 H: 0 LOB: 0 BB: 0 P: 11	R: 0 E: 0 K: 0 S: 6 H: 0 LOB: 0 BB: 0 P: 10

1B: 3 SF: 0 WP: 0 PA: 31
2B: 1 SAC: 0 PB: 0
3B: 0 DP: 1 SB: 0
HR: 1 HBP: 0 CS: 0

	AB	31
	R	1
	H	5
	RBI	1
	BB	0
	SO	4
	LOB	8

PITCHER	IP	WLS	BF	H	R	ER	SO	BB	IBB	HBP	BLK	WP	HR	S	P	ERA	WHIP
14 David Price, L (1, 1) ERA: 3.75	9.0	W	31	5	1	1	4	0	0	0	0	0	1	72	97	1.00	0.556

PITCHER	IP	WLS	BF	H	R	ER	SO	BB	IBB	HBP	BLK	WP	HR	S	P	ERA	WHIP

TOP

Tampa Bay Rays @ New York Yankees

Yankee Stadium, Bronx, NY

Fri Jul 26 2013, 7:09 PM - 10:52 PM EDT

Att. 44,486 - Partly Cloudy - 79 F

livebaseballscorecards.com

Batter	1	2	3	4	5	6	7	8	9	AB	R	H	RBI	BB	SO	LOB
8 Desmond Jennings, R (1, 8) OBP: 0.335, SLG: 0.439	F7	E2 3 2B 1-3 2-H 1B		K		L9		2 G6-4-3 BB		4	1	1	0	1	1	0
3 Evan Longoria, R (1, 5) OBP: 0.353, SLG: 0.515	K	9 1B 2-H 3-H 2B		F9		K		G6-4-3 1-2f		4	1	1	2	0	2	0
2 Kelly Johnson, L (8, PH) OBP: 0.322, SLG: 0.465 (8, 5)										1	0	0	0	0	0	1
9 Wil Myers, R (1, 10) OBP: 0.353, SLG: 0.492	K2-3	2-H 1B		K			20 BB 21 HR 1B	P6		5	1	2	1	0	2	0
18 Ben Zobrist, S (1, 4) OBP: 0.352, SLG: 0.395		1 F7 11 2B 2B	11 WP 1 1B BB	F9			F7		K	4	1	1	0	1	1	1
1 Sean Rodríguez, R (1, 9) OBP: 0.333, SLG: 0.387		F7 2-3	11 WP 1-2 1B	11 G5-3 21 1B 2B			21 HR 1-2 BB		11 E BB	3	1	2	0	0	0	1
20 Matt Joyce, L (7, PH) OBP: 0.322, SLG: 0.434 (7, 9)										0	1	0	0	2	0	0
11 Yunel Escobar, R (1, 6) OBP: 0.311, SLG: 0.360		5 1B 3-H 2B	1-2 2-3 BB	G5-3 2-3			L9		59 FC6 1-2	4	1	1	1	1	0	4
21 James Loney, L (1, 3) OBP: 0.364, SLG: 0.468		P6	K	59 FC6-4 3-H 1B			1-H 2-H HR		L9	5	1	2	4	0	1	6
59 Jose Lobaton, S (1, 2) OBP: 0.323, SLG: 0.379		8 1B 5 1B 8 E BB	K	FC6-4 1-2f			2B		FC1-6 1-2f	4	1	1	0	1	1	6
5 Sam Fuld, L (1, 7) OBP: 0.263, SLG: 0.283		8 E 3 2B 1-2 2-H 1B	F8			G1-3	G4-3			4	1	1	1	0	0	4

| Inning Stats | | | | | | | | | |

Batter	1	2	3	4	5	6	7	8	9	AB	R	H	RBI	BB	SO	LOB
11 Brett Gardner, L (1, 8) OBP: 0.349, SLG: 0.421	C FF 91 B CH 80 B FF 92 L FF 92 F FF 91 X CH 81 2-2 ① F7		C FF 92 B CU 77 B FF 91 X CH 81 2-1 31 FC6-4 1-2 1B		B FF 90 C SI 90 B CU 75 F SI 91 F FF 92 B SI 91 X SI 91 3-2 ① F8			C FF 90 B SL 83 F FF 90 B FF 91 B CU 73 F FF 92 X FF 92 3-2 ① L7	C FC 88 X CH 83 0-1 45 1B 60 1B 12 FC6-4 1-2 2-3 1B	5	1	2	0	0	0	0
31 Ichiro Suzuki, L (1, 9) OBP: 0.310, SLG: 0.373 60 Melky Mesa, R (8, 9) OBP: 0.385, SLG: 0.500	C CH 81 B FF 92 X SI 93 1-1 ② L1		C FF 92 C FF 92 X FF 92 0-2 ② FC6-4 24 BB 1-2f 2-3		X CH 81 0-0 ② F9			C FF 92 S CH 85 B FF 91 F FF 92 X CU 70 1-2 45 1B 2B	S SI 90 F FC 87 X FC 88 0-2 12 FC6-4 45 1B 1-2 2-3 3-H 1B	3 2	0 1	0 2	0 1	0 0	0 0	2 0
24 Robinson Canó, L (1, 4) OBP: 0.381, SLG: 0.516 45 David Adams, R (8, 4) OBP: 0.271, SLG: 0.287	B FF 92 S CU 78 F CU 79 B CU 78 S CU 79 2-3 ③ K		C CU 77 D CU 77 D CU 78 D CU 78 4-1 1-2 BB		C FF 91 B CU 80 C FF 92 B CU 79 B CH 81 F FF 92 X FF 92 3-2 ③ G1-3			D CH 85 C FF 92 D CH 86 X FF 92 2-1 12 FC4-6 2-H 1B	C FC 86 B SI 90 F FC 87 D CU 76 B SI 90 X FC 88 3-2 12 FC6-4 1-2 2-3 3-H 1B	2 2	0 0	0 2	0 2	1 0	1 0	0 0
12 Alfonso Soriano, R (1, 7) OBP: 0.284, SLG: 0.460		B FF 92 S CH 82 B FF 92 F FF 92 X CH 81 2-2 ① F8	B SI 92 T SI 92 B SI 93 F CH 82 B FF 92 X CH 82 3-2 ③ F9			C CH 81 X CH 81 0-1 ① G5-3		B FF 92 X CH 86 1-0 ② FC4-6 19 2B 1-2f	F FF 95 F FF 97 B FF 96 F FF 97 B FF 97 B FF 98 X FF 97 3-2 ② FC6-4 19 DI 1-2f 2-3 3-H	5	1	0	1	0	0	6
55 Lyle Overbay, L (1, 3) OBP: 0.299, SLG: 0.423 19 Chris Stewart, R (8, PH) OBP: 0.313, SLG: 0.306 (9, 3)		C FF 92 B FF 92 C FF 92 B FF 92 S CU 80 2-3 ② K	S CH 80 S CH 80 B FF 92 B CH 82 X CH 82 2-2 26 BB 1B			B FF 91 B SI 91 S CH 82 B FF 91 X CH 82 3-1 ② G3-4-1		B FF 91 B CH 86 X FF 92 2-0 1-H 2B	L FF 94 B CH 82 B FF 96 B FF 95 C FF 95 X FF 97 3-2 ③ G5-3 1-2	3 2	0 0	1 1	0 1	0 0	1 0	0 2
26 Eduardo Núñez, R (1, 6) OBP: 0.288, SLG: 0.309		C CH 82 B CU 80 X CH 83 1-1 ③ G1-3		B FF 92 B FF 92 B CH 81 C FF 91 B CH 81 4-1 1-2 BB		B FF 91 X SI 90 1-0 ③ G5-3		C CH 87 F CU 72 B FF 92 D CU 70 X CH 88 2-2 ③ F9		3	0	0	0	1	0	1
33 Travis Hafner, L (1, 10) OBP: 0.300, SLG: 0.384			C SI 91 B CU 78 X CH 81 1-1 ① P5	B FF 92 C FF 91 B FF 91 C FF 91 B FF 91 S CH 83 3-3 ① K			C FF 92 S SL 86 B FF 95 X CH 88 1-2 ① G1-3		B FF 89 F FF 89 S SL 84 C FF 92 1-3 ① K	4	0	0	0	0	2	2
39 Brent Lillibridge, R (1, 5) OBP: 0.152, SLG: 0.156			B CU 74 S CH 80 X FF 92 1-1 53 WP 53 1B 1B	S CH 82 B CH 81 S CH 81 B FF 91 X CH 82 2-2 ② F8			B SL 86 B SI 91 X FF 92 2-0 ② G6-3		B FC 85 S FC 87 F SL 83 B CU 76 X SI 90 2-2 11 1B 53 BB 60 1B 1B	4	2	2	0	0	0	2
53 Austin Romine, R (1, 2) OBP: 0.225, SLG: 0.279			B FF 91 B CH 81 C FF 92 X FF 92 2-1 31 FC6-4 11 1B 1-H 1B	B SI 91 X CH 81 1-0 ③ G1-3			B SI 92 C SI 92 B SL 84 F SL 85 S SL 86 2-3 ③ K		B FC 88 B FC 88 B FC 87 B SI 89 4-0 60 1B 11 1B 45 1B 1-2 BB	3	1	1	1	1	1	2

Inning Stats																															
	R: 0	E: 0	K: 1	S: 9	H: 0	LOB: 0	BB: 0	P: 14	R: 0	E: 0	K: 1	S: 8	H: 0	LOB: 0	BB: 0	P: 13	R: 1	E: 0	K: 0	S: 15	H: 3	LOB: 3	BB: 1	P: 28	R: 0	E: 0	K: 1	S: 11	H: 1	LOB: 2	BB: 1	P: 23
	R: 0	E: 0	K: 0	S: 9	H: 0	LOB: 0	BB: 0	P: 15	R: 0	E: 0	K: 0	S: 5	H: 0	LOB: 0	BB: 0	P: 9	R: 0	E: 0	K: 1	S: 7	H: 0	LOB: 0	BB: 0	P: 12	R: 2	E: 0	K: 0	S: 15	H: 3	LOB: 1	BB: 0	P: 26
	R: 3	E: 0	K: 1	S: 21	H: 4	LOB: 2	BB: 1	P: 37	1B: 9	2B: 2	3B: 0	HR: 0	SF: 0	SAC: 0	DP: 0	HBP: 0	WP: 1	PB: 0	SB: 0	CS: 0	PA: 41											

PITCHER		IP	WLS	BF	H	R	ER	SO	BB	IBB	HBP	BLK	WP	HR	S	P	ERA	WHIP
58 Jeremy Hellickson, R ERA: 4.48	(1, 1)	6.0	W	24	4	1	1	3	2	0	0	0	1	0	57	102	1.50	1.000
43 Kyle Farnsworth, R ERA: 5.14	(7, 1)	1.0		3	0	0	0	1	0	0	0	0	0	0	7	12	0.00	0.000
27 Cesár Ramos, L ERA: 4.5	(8, 1)	1.1		7	3	2	2	1	0	0	0	0	0	0	18	30	13.50	2.250
35 Jamey Wright, R ERA: 3.45	(9, 1)	0.0		5	4	2	2	0	1	0	0	0	0	0	11	20	∞	∞
57 Jake McGee, L ERA: 4.42	(9, 1)	0.1	H	1	0	1	1	0	0	0	0	0	0	0	4	7	27.00	0.000

PITCHER		IP	WLS	BF	H	R	ER	SO	BB	IBB	HBP	BLK	WP	HR	S	P	ERA	WHIP
56 Fernando Rodney, R ERA: 4.01	(9, 1)	0.1	S	1	0	0	0	0	0	0	0	0	0	0	3	6	0.00	0.000

BOTTOM

Tampa Bay Rays @ New York Yankees

Yankee Stadium, Bronx, NY

Fri Jul 26 2013, 7:09 PM - 10:52 PM EDT

Att. 44,486 - Partly Cloudy - 79 F

livebaseballscorecards.com

AB	38
R	6
H	11
RBI	6
BB	3
SO	5
LOB	17

TOP

Tampa Bay Rays @ New York Yankees

Yankee Stadium, Bronx, NY

Sat Jul 27 2013, 1:08 PM - 3:54 PM EDT

Att. 43,424 - Cloudy - 83 F

livebaseballscorecards.com

Batter	1	2	3	4	5	6	7	8	9	AB	R	H	RBI	BB	SO	LOB
8 Desmond Jennings, R (1, 8) OBP: 0.333, SLG: 0.436	X FF 92 0-0 9 FC5-4 1B		B CU 82 C FF 95 X CU 80 1-1 ② L7		D SI 94 C FF 94 F SI 94 S FF 95 1-3 ② K		C CU 80 X FF 94 0-1 ② G5-3		C SL 85 B FF 94 F SL 84 B SL 85 B SL 84 T SL 81 3-2 ② K	5	0	1	0	0	2	2
3 Evan Longoria, R (1, 5) OBP: 0.352, SLG: 0.510	S CU 79 B FF 91 1 SAFE 1 SAFE F FF 94 S CU 80 1-3 ① K		X FF 95 0-0 ③ G5-3		C CU 80 S CU 82 F CU 83 B FF 96 S CU 84 1-3 ③ K		X FF 92 0-0 1B		C SL 84 B FF 94 B SL 86 B SL 86 C FF 95 F FF 95 F SL 86 S SL 85 3-3 ③ K	5	0	1	0	0	3	3
9 Wil Myers, R (1, 9) OBP: 0.350, SLG: 0.492	X CU 81 0-0 ② FC5-4 21 1B 1-2f			B FF 93 C FF 93 B SI 92 X CU 79 2-1 2B		B FF 91 C FF 94 F FF 93 D CU 81 X CU 82 2-2 ① G5-3	B CU 79 X CU 80 1-0 ③ P4			4	0	1	0	0	0	2
21 James Loney, L (1, 3) OBP: 0.368, SLG: 0.470	S SI 93 X SI 94 0-1 1-3 1B			B SI 94 S CU 80 B SI 94 B SI 94 B CU 81 4-1 BB		C CU 80 C CH 85 X CU 82 0-2 18 FC3-6 1B		C FC 91 C FF 92 B KC 82 B FC 92 X FC 92 2-2 ① G3-1		3	0	2	0	1	0	0
18 Ben Zobrist, S (1, 4) OBP: 0.351, SLG: 0.393	B CU 80 C CU 81 X SI 95 1-1 ③ G3			C SI 95 F CU 82 D CU 83 F CU 83 B SI 95 S CU 85 2-3 ① K		F SI 92 X SI 94 0-1 ② FC3-6 20 S 2 1B 1-2f		B FC 92 C FC 91 B FC 92 X FC 92 2-1 1B		4	1	1	0	0	1	5
20 Matt Joyce, L (1, 10) OBP: 0.321, SLG: 0.430		C SI 92 S CU 81 C CU 81 0-3 ① K		B CU 82 C CU 82 B CU 82 F CU 82 B SI 96 S CU 83 3-3 ② K		1 SAFE B SI 92 C SI 93 B CU 81 1 SAFE F SI 94 1 SAFE B CU 83 F CU 82 4-2 D CU 82 2 1B 1-2 BB		1 SAFE L FC 92 1 SAFE B FF 90 1 SAFE B FC 91 C FC 93 C KC 83 2-3 ② K		3	0	0	0	1	3	3
2 Kelly Johnson, L (1, 7) OBP: 0.321, SLG: 0.462 5 Sam Fuld, L (8, 7) OBP: 0.263, SLG: 0.283		B SI 92 C SI 93 X CU 79 1-1 ② G3		C CU 81 B SI 94 F CU 84 S CU 84 1-3 ③ K		B SI 95 B SI 93 S CU 82 X SI 95 2-1 1-2 2-H 1B		F FC 92 C KC 80 B FC 92 S KC 81 1-3 ③ K		4 0	0 0	1 0	1 0	0 0	2 0	3 0
28 José Molina, R (1, 2) OBP: 0.290, SLG: 0.313		B FF 95 F FF 94 S CU 82 F CU 83 D CU 83 F CU 82 F FF 96 X SI 94 2-2 ③ G4-3			B CU 80 B FF 94 B FF 93 4-0 BB	C CU 82 B SI 93 C CU 83 S CU 84 1-3 ③ K			S SL 81 S SL 82 D SL 84 F SL 83 F FF 94 B FF 94 B SL 84 X SL 83 3-2 ① G6-3	3	0	0	0	1	1	2
11 Yunel Escobar, R (1, 6) OBP: 0.310, SLG: 0.362			C CU 78 S SI 92 B CU 82 X CU 81 1-2 ① G5-3		B FF 93 X CU 79 1-0 ① F8		B SI 92 X FF 92 1-0 ① F8		S FF 94 B SL 86 X FF 93 1-1 2B	4	0	1	0	0	0	1
Inning Stats	R: 0 E: 0 K: 1 S: 9 H: 2 LOB: 2 BB: 0 P: 11	R: 0 E: 0 K: 1 S: 11 H: 0 LOB: 0 BB: 0 P: 14	R: 0 E: 0 K: 0 S: 6 H: 0 LOB: 0 BB: 0 P: 8	R: 0 E: 0 K: 3 S: 13 H: 1 LOB: 2 BB: 1 P: 25	R: 0 E: 0 K: 2 S: 8 H: 0 LOB: 1 BB: 1 P: 15	R: 1 E: 0 K: 1 S: 16 H: 2 LOB: 2 BB: 1 P: 25	R: 0 E: 0 K: 0 S: 5 H: 1 LOB: 1 BB: 0 P: 7	R: 0 E: 0 K: 2 S: 11 H: 1 LOB: 1 BB: 0 P: 18	R: 0 E: 0 K: 2 S: 15 H: 1 LOB: 1 BB: 0 P: 25	1B: 6 2B: 2 3B: 0 HR: 0 SF: 0 SAC: 0 DP: 0 HBP: 0						WP: 0 PB: 0 SB: 1 CS: 0 PA: 38

	AB	35
	R	1
	H	8
	RBI	1
	BB	3
	SO	12
	LOB	21

PITCHER		IP	WLS	BF	H	R	ER	SO	BB	IBB	HBP	BLK	WP	HR	S	P	ERA	WHIP
47 Iván Nova, R ERA: 3.41	(1, 1)	7.0	L	30	6	1	1	8	3	0	0	0	0	0	68	105	1.29	1.286
30 David Robertson, R ERA: 1.91	(8, 1)	1.0		4	1	0	0	2	0	0	0	0	0	0	11	18	0.00	1.000
27 Shawn Kelley, R ERA: 3.4	(9, 1)	1.0		4	1	0	0	2	0	0	0	0	0	0	15	25	0.00	1.000

PITCHER	IP	WLS	BF	H	R	ER	SO	BB	IBB	HBP	BLK	WP	HR	S	P	ERA	WHIP

BOTTOM

Batter	1	2	3	4	5	6	7	8	9	AB	R	H	RBI	BB	SO	LOB
11 Brett Gardner, L (1, 8) OBP: 0.348, SLG: 0.422	B FF 94 X FF 93 1-0 ① G4-3			B FF 92 C FF 94 C FF 94 F SL 84 F SL 86 S SL 85 1-3 ① K		B CH 84 B FF 94 X FF 94 2-0 2B			B SL 85 C SL 84 C SL 85 F FF 96 B FF 96 B FF 96 S SL 86 3-3 ② K	4	0	1	0	0	2	0
31 Ichiro Suzuki, L (1, 9) OBP: 0.307, SLG: 0.369	X FF 93 0-0 ② F8			C CH 83 X FF 96 0-1 E5 24 G6-4-3		B SL 86 L SL 84 F SL 84 S FF 96 1-3 ③ K			C SL 84 X SL 86 0-1 ③ G1-3	4	0	0	0	0	1	1
24 Robinson Canó, L (1, 4) OBP: 0.379, SLG: 0.512	B FF 95 F FF 95 F FF 95 B SL 88 S SL 88 2-3 ③ K			B CH 83 X FF 96 1-0 ② ③ G6-4-3 1-2f			C SL 83 B SL 85 S SL 84 F FF 95 B FF 96 F SL 84 X SL 86 2-2 ① G4-3			3	0	0	0	0	1	1
12 Alfonso Soriano, R (1, 10) OBP: 0.281, SLG: 0.457		C SL 86 S FF 96 X SL 84 0-2 ① F9			X SL 82 0-0 ① F8		C SL 85 X SL 86 0-1 ② G1			3	0	0	0	0	0	0
55 Lyle Overbay, L (1, 3) OBP: 0.299, SLG: 0.422		X FF 95 0-0 ② L8			C FF 94 X CH 84 0-1 22 FC5-4 1B		C FF 96 C FF 96 B FF 97 B FF 98 S FF 97 2-3 ③ K			3	0	1	0	0	1	0
22 Vernon Wells, R (1, 7) OBP: 0.285, SLG: 0.363		B FF 94 B FF 96 C FF 95 X SL 86 2-1 ③ L8			C FF 94 B SI 94 F SI 95 F FF 93 D SL 87 X SL 85 2-2 ② FC5-4 26 FC5-4 1-2f			X FF 95 0-0 ① P4		3	0	0	0	0	0	1
26 Eduardo Núñez, R (1, 6) OBP: 0.283, SLG: 0.303		B FF 95 B FF 94 X FF 94 2-0 ① G6-3			C FF 95 X SL 84 0-1 ③ FC5-4 1-2f			B SL 81 S SL 82 B FF 95 F SL 84 F FF 96 F FF 97 X SL 84 2-2 ② G5-3		3	0	0	0	0	0	1
39 Brent Lillibridge, R (1, 5) OBP: 0.143, SLG: 0.146		C FF 96 X FF 97 0-1 ② G4-3				C SL 84 S SL 84 C FF 95 0-3 ① K		S SL 83 X SL 86 0-1 ③ F8		3	0	0	0	0	1	0
19 Chris Stewart, R (1, 2) OBP: 0.308, SLG: 0.302		B SL 86 C FF 96 B SL 87 C SL 85 B SL 85 X FF 96 3-2 ③ G3				B FF 95 B FF 94 X FF 93 2-0 ② F7			B FF 93 B FF 93 X FF 93 2-0 ① F8	3	0	0	0	0	0	0
Inning Stats	R: 0 E: 0 K: 1 S: 5 H: 0 LOB: 0 BB: 0 P: 8	R: 0 E: 0 K: 0 S: 6 H: 0 LOB: 0 BB: 0 P: 8	R: 0 E: 0 K: 0 S: 6 H: 0 LOB: 0 BB: 0 P: 11	R: 0 E: 1 K: 1 S: 8 H: 0 LOB: 0 BB: 0 P: 10	R: 0 E: 0 K: 0 S: 9 H: 1 LOB: 1 BB: 0 P: 11	R: 0 E: 0 K: 2 S: 8 H: 1 LOB: 1 BB: 0 P: 13	R: 0 E: 0 K: 1 S: 10 H: 0 LOB: 0 BB: 0 P: 14	R: 0 E: 0 K: 0 S: 8 H: 0 LOB: 0 BB: 0 P: 10	R: 0 E: 0 K: 1 S: 7 H: 0 LOB: 0 BB: 0 P: 12	1B: 1 2B: 1 3B: 0 HR: 0 SF: 0 SAC: 0 DP: 1 HBP: 0						

PITCHER	IP	WLS	BF	H	R	ER	SO	BB	IBB	HBP	BLK	WP	HR	S	P	ERA	WHIP
22 Chris Archer, R (1, 1) ERA: 2.39	9.0	W	29	2	0	0	6	0	0	0	0	0	0	67	97	0.00	0.222

PITCHER	IP	WLS	BF	H	R	ER	SO	BB	IBB	HBP	BLK	WP	HR	S	P	ERA	WHIP

Tampa Bay Rays @ New York Yankees

Yankee Stadium, Bronx, NY

Sat Jul 27 2013, 1:08 PM - 3:54 PM EDT

Att. 43,424 - Cloudy - 83 F

livebaseballscorecards.com

AB	29
R	0
H	2
RBI	0
BB	0
SO	6
LOB	4

WP: 0 PA: 29
PB: 0
SB: 0
CS: 0

Batter	1	2	3	4	5	6	7	8	9	AB	R	H	RBI	BB	SO	LOB
8 Desmond Jennings, R (1, 8) OBP: 0.330, SLG: 0.430	C FF 92 C FF 93 X SL 83 0-2 ① G1-3	B FF 94 B FF 94 X FF 93 2-0 ③ F8		C KC 72 S FF 91 X FF 91 0-2 ① F8		B SL 87 B FF 94 C FF 94 B CH 89 F CH 89 X FF 94 3-2 ① G4-3		B FC 92 1 SAFE 1 SAFE B FC 92 S FC 91 C FC 91 C FC 92 2-3 ③ K		5	0	0	0	0	1	4
30 Luke Scott, L (1, 10) OBP: 0.350, SLG: 0.467	F FF 92 B FF 92 B KC 76 F FF 92 X SL 83 2-2 ② G3		C KC 74 B SL 81 X FF 92 1-1 ① G4-3	B FF 92 C SL 80 X FF 92 1-1 ② P3		C SI 94 X CH 88 0-1 ② G3-1			C FC 91 C FC 91 B FC 92 B FC 91 X FC 91 2-2 ① G4-3	5	0	0	0	0	0	0
3 Evan Longoria, R (1, 5) OBP: 0.352, SLG: 0.509	F FF 93 B FF 93 C KC 74 B SL 83 C SL 81 2-3 ③ K		S KC 74 X FF 93 0-1 9 HR 21 1B 1B	C FF 92 B SL 81 S KC 74 X FF 92 1-2 21 FC6 1B		C CH 88 S SL 87 B SL 86 B SL 85 S CH 88 2-3 ③ K			B FF 92 B FF 92 F FF 92 X FC 91 2-1 ② G5-3	5	1	2	0	0	2	0
21 James Loney, L (1, 3) OBP: 0.369, SLG: 0.469		F FF 92 C FF 93 B SL 82 F SL 82 X FF 93 1-2 9 FC5-4 1B	D SL 80 C CH 85 B FF 92 X FF 93 2-1 9 HR 1-2 1B	C KC 73 B CH 85 B CH 85 1 SAFE C FF 92 X FF 93 2-2 ③ FC6 1-2f			C SI 94 B SI 94 B SL 80 X SI 94 2-1 ① F8		C FC 91 C FC 90 X FC 92 0-2 ③ G4-3	5	1	2	0	0	0	1
9 Wil Myers, R (1, 9) OBP: 0.354, SLG: 0.537		C FF 92 D SL 81 X SL 81 1-1 ① FC5-4 20 1B 2 2B 1-2f	D KC 76 B FF 94 F FF 93 C FF 93 2 SAFE B SL 83 X SL 82 3-2 1-H 2-H HR		X FF 92 0-0 HR		B FF 94 C SL 82 X SI 93 1-1 ② G5-3			4	3	2	4	0	0	1
20 Matt Joyce, L (1, 7) OBP: 0.327, SLG: 0.432 1 Sean Rodríguez, R (7, PH) OBP: 0.331, SLG: 0.384 (7, 7)		C KC 75 X FF 92 0-1 2 2B 1-2 1B	C FF 93 C SL 80 H SL 83 1-2 2 1B HBP		B KC 73 C SL 80 B CH 86 B FF 92 C SL 81 B SL 82 4-2 59 FC3-6 BB		B SL 80 F SL 80 B FF 92 F SI 94 X SI 93 2-2 ③ G4-3			1 1	0 0	1 0	0 0	1 0	0 0	0 0
2 Kelly Johnson, L (1, 4) OBP: 0.324, SLG: 0.466		S KC 76 F FF 94 D SL 83 B SL 82 X SL 83 2-2 1-3 2-H 2B	C FF 92 B FF 93 1 SAFE D CH 86 C CH 86 B FF 93 X FF 92 3-2 1-3 1B		B CH 87 B CH 87 X FF 93 2-0 ① F8			S KC 80 F FC 91 B FC 91 S KC 82 1-3 ① K		4	0	2	1	0	1	1
59 Jose Lobaton, S (1, 2) OBP: 0.316, SLG: 0.371		C FF 93 F FF 94 C FF 94 0-3 ② K	S FF 93 C FF 92 C FF 94 0-3 ② K		C FF 93 X SI 92 0-1 ② FC3-6 11 FC4 1-2f			X FC 91 0-0 ② F7		4	0	0	0	0	2	5
11 Yunel Escobar, R (1, 6) OBP: 0.313, SLG: 0.361		B FF 94 F SL 82 B FF 94 B SL 82 B FF 94 4-1 BB	S FF 93 F FF 91 B FF 94 S FF 93 1-3 ③ K		C SL 86 B SI 94 B FF 95 B FF 92 X FF 93 3-1 ③ FC4 1-2f			C FC 91 S KC 81 B KC 82 X KC 80 1-2 1B		3	0	1	0	1	1	3
Inning Stats	R: 0 E: 0 K: 1 S: 9 H: 0 LOB: 0 BB: 0 P: 13	R: 1 E: 0 K: 1 S: 16 H: 3 LOB: 3 BB: 1 P: 26	R: 3 E: 0 K: 2 S: 20 H: 4 LOB: 2 BB: 0 P: 31	R: 0 E: 0 K: 0 S: 11 H: 1 LOB: 1 BB: 0 P: 15	R: 1 E: 0 K: 0 S: 8 H: 1 LOB: 1 BB: 1 P: 17	R: 0 E: 0 K: 1 S: 8 H: 0 LOB: 0 BB: 0 P: 13	R: 0 E: 0 K: 0 S: 7 H: 0 LOB: 0 BB: 0 P: 12	R: 0 E: 0 K: 2 S: 10 H: 1 LOB: 1 BB: 0 P: 14	R: 0 E: 0 K: 0 S: 8 H: 0 LOB: 0 BB: 0 P: 12	1B: 7 2B: 1 3B: 0 HR: 2 SF: 0 SAC: 0 DP: 0 HBP: 1						

PITCHER		IP	WLS	BF	H	R	ER	SO	BB	IBB	HBP	BLK	WP	HR	S	P	ERA	WHIP
65 Phil Hughes, R ERA: 4.58	(1, 1)	4.0		24	9	5	5	4	2	0	1	0	0	2	59	92	11.25	2.750
38 Preston Claiborne, R ERA: 2.06	(5, 1)	2.0		6	0	0	0	1	0	0	0	0	0	0	13	23	0.00	0.000
48 Boone Logan, L ERA: 2.3	(7, 1)	1.0		3	0	0	0	0	0	0	0	0	0	0	7	12	0.00	0.000
30 David Robertson, R ERA: 1.87	(8, 1)	1.0		4	1	0	0	2	0	0	0	0	0	0	10	14	0.00	1.000
42 Mariano Rivera, R ERA: 1.64	(9, 1)	1.0	W	3	0	0	0	0	0	0	0	0	0	0	8	12	0.00	0.000

PITCHER	IP	WLS	BF	H	R	ER	SO	BB	IBB	HBP	BLK	WP	HR	S	P	ERA	WHIP

TOP

Tampa Bay Rays @ New York Yankees

Yankee Stadium, Bronx, NY

Sun Jul 28 2013, 1:10 PM - 4:44 PM EDT

Att. 47,714 - Cloudy - 79 F

livebaseballscorecards.com

AB	37
R	5
H	10
RBI	5
BB	2
SO	7
LOB	15

PA: 40

WP: 0
PB: 0
SB: 0
CS: 0

BOTTOM

Batter	1	2	3	4	5	6	7	8	9	AB	R	H	RBI	BB	SO	LOB
11 Brett Gardner, L (1, 8) OBP: 0.349, SLG: 0.423	B FF 92 C FF 92 B FF 94 F FF 92 F FF 95 F FF 94 S CH 85 2-3 **K** ①	B FF 94 B FF 90 X FF 90 2-0 **P3** ③		B FF 92 C FF 92 B SI 93 B CH 84 X FF 93 3-1 2 WP **2B**			B CU 78 C CU 77 B FF 91 F FF 90 S FS 80 2-3 **K** ①		B FF 96 C FF 96 F FF 97 B FF 97 F SI 97 B FF 98 F FF 97 B FF 98 4-2 2 WP 12 1B **BB**	4	1	1	0	1	2	0
2 Derek Jeter, R (1, 6) OBP: 0.444, SLG: 0.750	X FF 92 0-0 **HR**		F FF 91 B KC 81 C SI 93 B KC 80 X FF 94 2-2 12 HR 24 BLK **1B**	B FF 91 F FF 91 B KC 80 X FF 92 2-1 **G6-3** ③ 2-3			B CU 78 F FF 90 B FF 91 X CU 78 2-1 **G6-3** ②		B FF 96 I IN 82 I IN 80 I IN 76 4-0 12 1B 1-2 **IBB**	4	2	2	1	1	0	1
24 Robinson Canó, L (1, 4) OBP: 0.379, SLG: 0.509	F FF 94 B FF 96 X KC 82 1-1 12 1B 22 SF8 **1B**		C FF 91 B FF 93 X KC 80 1-1 **F7** ① 1-2		F KC 80 F FF 95 F CH 83 F CH 84 C FF 94 0-3 **K** ①		C FS 82 B CU 79 B FF 90 B FS 82 F FS 81 B FF 90 4-2 12 1B **BB**		C FF 96 F FF 97 C SI 98 0-3 **K** ①	4	1	1	0	1	2	3
12 Alfonso Soriano, R (1, 7) OBP: 0.288, SLG: 0.469	B CH 82 C FF 91 S CH 82 X KC 81 1-2 31 WP 31 1B 1-3 **1B**		D CH 79 X FF 91 1-0 **HR** 2-H		F FF 93 X KC 80 0-1 **G5-3** ②		C FS 79 C FF 90 1 SAFE X FS 81 0-2 1-2 **1B**		X FF 96 0-0 1-2 **1B** 2-H	5	2	4	3	0	0	0
22 Vernon Wells, R (1, 10) OBP: 0.283, SLG: 0.361 55 Lyle Overbay, L (7, PH) (8, 10) OBP: 0.298, SLG: 0.421	B FF 91 F FF 92 X FF 92 1-1 **SF8** ② 3-H		F FF 94 C FF 90 X FF 92 0-2 **P6** ②		B KC 77 B FF 93 S CH 87 X FF 90 2-1 **G1-3** ③		S FS 82 F FF 90 F CH 85 C FF 91 0-3 **K** ③			2 1	0 0	0 0	1 0	0 0	0 1	0 2
31 Ichiro Suzuki, L (1, 9) OBP: 0.314, SLG: 0.376	B FF 92 B CH 83 F FF 94 S CH 84 X FF 94 2-2 **1B** 1-H		B FF 93 F FF 94 F FF 93 B KC 81 X FF 93 2-2 39 FC6-4 **1B**			S FC 86 B FC 85 F CH 85 B FF 94 F CH 84 B SI 93 F CH 86 F SI 94 X FF 93 3-2 **1B**		C FF 94 C SI 96 B FF 95 F FF 97 B SI 96 X FF 95 2-2 39 SH1-4 **1B**		4	0	4	1	0	0	0
39 Brent Lillibridge, R (1, 5) OBP: 0.135, SLG: 0.137	B CH 82 B FF 92 C FF 91 F FF 90 D CH 82 X CH 83 3-2 **P4** ③		F FF 90 B FF 90 C KC 78 F FF 91 X KC 78 1-2 **FC6-4** ③ 1-2f			1 SAFE L FF 93 B CH 84 B CH 83 1 SAFE B CH 85 X FF 92 3-1 **F9** ①		C FF 94 X FF 95 0-1 **SH1-4** ① 1-2		3	0	0	0	0	0	3
45 David Adams, R (1, 3) OBP: 0.263, SLG: 0.278		B FF 89 C FF 90 B FF 92 S FF 92 X CH 84 2-2 **P6** ①		C FF 88 S FF 94 C FF 93 0-3 **K** ①		C SI 94 F FF 92 B FF 94 B CH 83 F CH 84 F FF 94 S FC 87 2-3 **K** ②		C FF 96 F FF 96 B FF 98 X SI 97 1-2 **G5-3** ②		4	0	0	0	0	2	2
19 Chris Stewart, R (1, 2) OBP: 0.303, SLG: 0.295		C FF 89 B CH 80 B FF 92 F FF 92 X CH 82 2-2 **P4** ②		B FF 90 B FF 92 X FF 93 2-0 **G4-3** ②		C FF 94 L FF 93 X SI 93 0-2 **L5** ③		B FF 97 B FF 96 C FF 96 B FF 97 F FF 97 S SI 98 3-3 **K** ③		4	0	0	0	0	1	2
Inning Stats	R: 3 H: 4 E: 0 LOB: 1 K: 1 BB: 0 S: 19 P: 29	R: 0 H: 0 E: 0 LOB: 0 K: 0 BB: 0 S: 7 P: 13	R: 2 H: 3 E: 0 LOB: 1 K: 0 BB: 0 S: 16 P: 23	R: 0 H: 1 E: 0 LOB: 1 K: 1 BB: 0 S: 8 P: 15	R: 0 H: 0 E: 0 LOB: 0 K: 1 BB: 0 S: 9 P: 11	R: 0 H: 1 E: 0 LOB: 1 K: 1 BB: 0 S: 16 P: 24	R: 0 H: 1 E: 0 LOB: 2 K: 2 BB: 1 S: 14 P: 22	R: 0 H: 1 E: 0 LOB: 1 K: 1 BB: 0 S: 12 P: 18	R: 1 H: 1 E: 0 LOB: 2 K: 1 BB: 2 S: 8 P: 16	1B: 9 SF: 1 2B: 1 SAC: 1 3B: 0 DP: 0 HR: 2 HBP: 0						WP: 3 PA: 40 PB: 0 SB: 0 CS: 0

PITCHER		IP	WLS	BF	H	R	ER	SO	BB	IBB	HBP	BLK	WP	HR	S	P	ERA	WHIP
55 Matt Moore, L ERA: 3.41	(1, 1)	5.0		23	8	5	5	3	0	0	0	1	2	2	59	91	9.00	1.600
54 Alex Torres, L ERA: 0.29	(6, 1)	1.0		4	1	0	0	1	0	0	0	0	0	0	16	24	0.00	1.000
62 Joel Peralta, R ERA: 3.0	(7, 1)	1.0		5	1	0	0	2	1	0	0	0	0	0	14	22	0.00	2.000
57 Jake McGee, L ERA: 4.5	(8, 1)	1.1	L	8	2	1	1	2	1	1	0	0	1	0	20	34	6.75	2.250

PITCHER	IP	WLS	BF	H	R	ER	SO	BB	IBB	HBP	BLK	WP	HR	S	P	ERA	WHIP

Tampa Bay Rays @ New York Yankees

Yankee Stadium, Bronx, NY

Sun Jul 28 2013, 1:10 PM - 4:44 PM EDT

Att. 47,714 - Cloudy - 79 F

livebaseballscorecards.com

AB	35
R	6
H	12
RBI	6
BB	3
SO	8
LOB	13

Tampa Bay Rays @ Boston Red Sox

Fenway Park, Boston, MA

Mon Jul 29 2013, 6:13 PM - 10:13 PM EDT

Att. 37,242 - Partly Cloudy - 75 F

TOP

livebaseballscorecards.com

Batter	1	2	3	4	5	6	7	8	9	AB	R	H	RBI	BB	SO	LOB
8 Desmond Jennings, R (1, 8) OBP: 0.328, SLG: 0.426	G4-3		BB	L9		K			B1-3	4	0	0	0	1	1	4
3 Evan Longoria, R (1, 5) OBP: 0.353, SLG: 0.510	1B		K		2B	K			K	5	1	2	0	0	3	3
18 Ben Zobrist, S (1, 4) OBP: 0.352, SLG: 0.392	K		BB		1B	K			P5	4	0	1	0	1	2	3
9 Wil Myers, R (1, 9) OBP: 0.358, SLG: 0.533	1B		G5-4-3		FC6-4		BB			3	0	1	1	1	0	3
30 Luke Scott, L (1, 10) OBP: 0.344, SLG: 0.458	K			K	B1-3		F9			4	0	0	0	0	2	4
11 Yunel Escobar, R (1, 6) OBP: 0.317, SLG: 0.364		1B		1B	HBP		G5-4-3			3	1	2	0	0	0	1
21 James Loney, L (1, 3) OBP: 0.365, SLG: 0.463		G6-3		F9	L9			G4-3		4	0	0	0	0	0	4
28 José Molina, R (1, 2) OBP: 0.299, SLG: 0.315		FC6-4		1B		BB		K		2	0	1	0	2	1	0
1 Sean Rodríguez, R (1, 7) OBP: 0.333, SLG: 0.394		FC6-4		2B		1B		K		2	0	1	1	0	0	1
20 Matt Joyce, L (6, PH) OBP: 0.328, SLG: 0.432										2	0	1	0	0	1	0
(6, 7)																
5 Sam Fuld, L (8, 7) OBP: 0.263, SLG: 0.283										0	0	0	0	0	0	0

	AB	33
	R	2
	H	9
	RBI	2
	BB	5
	SO	10
	LOB	23

Inning Stats	1	2	3	4	5	6	7	8	9
	R: 0 H: 2 E: 0 LOB: 2 K: 2 BB: 0 S: 12 P: 16	R: 0 H: 1 E: 0 LOB: 1 K: 0 BB: 1 S: 9 P: 17	R: 0 H: 0 E: 0 LOB: 1 K: 1 BB: 2 S: 8 P: 19	R: 1 H: 3 E: 0 LOB: 2 K: 1 BB: 0 S: 16 P: 29	R: 1 H: 2 E: 0 LOB: 2 K: 0 BB: 0 S: 12 P: 23	R: 0 H: 1 E: 0 LOB: 0 K: 3 BB: 1 S: 17 P: 28	R: 0 H: 0 E: 0 LOB: 0 K: 0 BB: 1 S: 4 P: 11	R: 0 H: 0 E: 0 LOB: 0 K: 2 BB: 0 S: 9 P: 14	R: 0 H: 0 E: 0 LOB: 0 K: 1 BB: 0 S: 5 P: 7

	1B: 7	SF: 0	WP: 0	PA: 39
	2B: 2	SAC: 0	PB: 0	
	3B: 0	DP: 3	SB: 1	
	HR: 0	HBP: 1	CS: 0	

PITCHER		IP	WLS	BF	H	R	ER	SO	BB	IBB	HBP	BLK	WP	HR	S	P	ERA	WHIP
22 Felix Doubront, L ERA: 3.77	(1, 1)	5.0	L	25	8	2	2	4	3	0	1	0	0	0	57	104	3.60	2.200
65 Jose De La Torre, R ERA: 6.35	(6, 1)	1.0		6	1	0	0	3	2	0	0	0	0	0	17	32	0.00	3.000
66 Drake Britton, L ERA:	(7, 1)	2.0		5	0	0	0	2	0	0	0	0	0	0	13	21	0.00	0.000
19 Koji Uehara, R ERA: 1.52	(9, 1)	1.0		3	0	0	0	1	0	0	0	0	0	0	5	7	0.00	0.000

PITCHER		IP	WLS	BF	H	R	ER	SO	BB	IBB	HBP	BLK	WP	HR	S	P	ERA	WHIP

Tampa Bay Rays @ Boston Red Sox

Fenway Park, Boston, MA

Mon Jul 29 2013, 6:13 PM - 10:13 PM EDT

Att. 37,242 - Partly Cloudy - 75 F

BOTTOM

livebaseballscorecards.com

Batter	1	2	3	4	5	6	7	8	9	AB	R	H	RBI	BB	SO	LOB
2 Jacoby Ellsbury, L (1, 8) OBP: 0.364, SLG: 0.420	C SI 92 F SI 93 X SI 94 0-2 ① G4-3		B SI 93 X SI 94 1-0 ③ G4-3			B SI 94 F SI 93 C CH 84 F SI 95 X SI 94 1-2 ② G5-3			C CH 82 X SI 96 0-1 12 WP 15 S 1B	4	0	1	0	0	0	0
18 Shane Victorino, S (1, 9) OBP: 0.321, SLG: 0.388	C SI 94 X CH 84 0-1 ② G5-3			C FC 88 B FC 87 X FF 93 1-1 ① P2		C FC 88 X FC 90 0-1 ③ F8			L SI 92 L CH 84 X CH 85 0-2 ① P4	4	0	0	0	0	0	1
15 Dustin Pedroia, R (1, 4) OBP: 0.373, SLG: 0.402	C FF 94 X SI 94 0-1 ③ G4-3			C FF 93 B SI 94 C FC 89 F SI 95 B FC 90 B FC 90 F CH 86 S SI 94 3-3 ② K			C SI 93 X FC 88 0-1 ① F8		B SI 97 C SI 97 B CH 85 S CH 85 F CH 86 F FF 98 X CH 86 2-2 ② G6-3 1-2	4	0	0	0	0	1	1
34 David Ortiz, L (1, 10) OBP: 0.414, SLG: 0.606 10 Jose Iglesias, R (9, PR) OBP: 0.377, SLG: 0.410		X SI 94 0-0 2B		X CH 84 0-0 ③ L3			C SI 94 X SI 94 0-1 ② F7		I IN 70 I IN 73 I IN 68 I IN 66 4-0 12 WP IBB	3 0	0 0	1 0	0 0	1 0	0 0	0 0
12 Mike Napoli, R (1, 3) OBP: 0.342, SLG: 0.468		T CH 84 F SI 95 B SI 94 B FC 91 F CH 85 X FC 90 2-2 ① G6-3			C FC 87 S CH 84 S FF 94 0-3 ① K		B SI 95 C FC 88 S SI 96 B CH 87 F FF 95 S FF 96 2-3 ③ K		B SI 98 D SI 96 S SI 98 S SI 98 F SI 98 B FF 99 S CH 87 3-3 ③ K 1-2 2-3	4	0	0	0	0	3	3
5 Jonny Gomes, R (1, 7) OBP: 0.326, SLG: 0.421		B CH 85 C FC 88 X CH 84 1-1 ② F8			B FF 94 F CH 83 S CH 83 B FC 90 B FC 90 C FF 95 3-3 ② K			B FC 86 B CH 81 B FC 86 C SI 91 F CH 82 F FC 88 F SI 93 C FF 94 3-3 ① K		3	0	0	0	0	2	1
20 Ryan Lavarnway, R (1, 2) OBP: 0.292, SLG: 0.349 29 Daniel Nava, S (8, PR) OBP: 0.371, SLG: 0.423 39 Jarrod Saltalamacchia, S (9, 2) OBP: 0.331, SLG: 0.435		X SI 95 0-0 ③ G5-3			B CH 84 B CH 83 F SI 93 C FC 89 F SI 95 C SI 94 2-3 ③ K			C CU 80 F FS 82 F FF 91 F FF 92 B FS 83 X FS 82 1-2 7 2B 23 F7-2 2B	3 0 0	0 0 0	1 0 0	0 0 0	0 0 0	1 0 0	1 0 0
7 Stephen Drew, L (1, 6) OBP: 0.313, SLG: 0.416			F SI 91 C KC 79 C SI 94 0-3 ① K			B KC 77 C FF 92 F SI 92 B SI 94 F SI 94 C SI 94 2-3 ① K			X FS 81 0-0 2-3 2B	3	0	1	0	0	2	0
23 Brandon Snyder, R (1, 5) OBP: 0.235, SLG: 0.455			C CH 84 C FC 89 B FC 90 F SI 95 X FC 90 1-2 ② G5-3			B KC 79 S CH 84 F FC 89 X SI 94 1-2 HR			C FF 92 X FS 83 0-1 ② ③ F7-2 3-H	3	1	1	1	0	0	2
Inning Stats	R: 0 E: 0 K: 0 S: 7 H: 0 LOB: 0 BB: 0 P: 7	R: 0 E: 0 K: 0 S: 8 H: 1 LOB: 1 BB: 0 P: 11	R: 0 E: 0 K: 1 S: 8 H: 0 LOB: 0 BB: 0 P: 10	R: 0 E: 0 K: 1 S: 8 H: 0 LOB: 0 BB: 0 P: 12	R: 0 E: 0 K: 3 S: 10 H: 0 LOB: 0 BB: 0 P: 15	R: 1 E: 0 K: 1 S: 13 H: 1 LOB: 0 BB: 0 P: 17	R: 0 E: 0 K: 1 S: 8 H: 0 LOB: 0 BB: 0 P: 10	R: 0 E: 0 K: 1 S: 13 H: 2 LOB: 1 BB: 0 P: 17	R: 0 E: 0 K: 1 S: 14 H: 1 LOB: 3 BB: 1 P: 23	1B: 1 2B: 4 3B: 0 HR: 1	SF: 0 SAC: 0 DP: 1 HBP: 0	WP: 1 PB: 0 SB: 1 CS: 0	PA: 32			

PITCHER	IP	WLS	BF	H	R	ER	SO	BB	IBB	HBP	BLK	WP	HR	S	P	ERA	WHIP
14 David Price, L (1, 1) ERA: 3.57	7.1	W	24	2	1	1	8	0	0	0	0	0	1	67	90	1.23	0.273
62 Joel Peralta, R (8, 1) ERA: 2.96	0.2	H	3	2	0	0	0	0	0	0	0	0	0	8	9	0.00	3.000
56 Fernando Rodney, R (9, 1) ERA: 3.92	1.0	S	5	1	0	0	1	0	1	0	0	1	0	14	23	0.00	1.000

PITCHER	IP	WLS	BF	H	R	ER	SO	BB	IBB	HBP	BLK	WP	HR	S	P	ERA	WHIP

AB	31
R	1
H	5
RBI	1
BB	1
SO	9
LOB	9

Arizona Diamondbacks @ Tampa Bay Rays

Tropicana Field, St. Petersburg, FL

Tue Jul 30 2013, 7:12 PM - 10:05 PM EDT

Att. 17,402 - Dome - 72 F

livebaseballscorecards.com

TOP

Batter	1	2	3	4	5	6	7	8	9	AB	R	H	RBI	BB	SO	LOB
8 Gerardo Parra, L (1, 9) OBP: 0.336, SLG: 0.400	C SL 81 C SI 91 B FF 90 F FF 90 B CH 85 H FF 91 3-2 44 G4-6-3 2 1B HBP		B SI 92 X SI 92 1-0 ③ G3			S CH 84 X SI 90 0-1 ① L7			B FF 91 B FF 91 C SI 90 X SI 91 2-1 12 HR 1B	3	1	1	0	0	0	1
2 Aaron Hill, R (1, 4) OBP: 0.342, SLG: 0.479	C FF 88 X FF 88 0-1 44 G4-6-3 1-2 1B			C SI 91 C CH 86 B CH 83 B CH 85 F CH 86 X SI 92 2-2 44 FC6-4 1B		X FF 90 0-0 ② P2			C CH 84 X FF 91 0-1 ① F7	4	0	2	0	0	0	2
44 Paul Goldschmidt, R (1, 3) OBP: 0.388, SLG: 0.539	B CH 85 X CH 85 1-0 ① ② G4-6-3 1-2f 2-3			S SI 91 C SI 92 X SI 91 0-2 ① FC6-4 12 BB 1-2f		B CH 84 F CH 85 D FF 91 F SI 90 X SI 91 2-2 ③ L9			C FF 92 F SI 91 S CH 85 0-3 ② K	4	0	0	0	0	1	5
12 Eric Chavez, L (1, 10) OBP: 0.346, SLG: 0.529	C FF 92 B SI 92 X CH 86 1-1 ③ G3			B CH 85 B SI 90 F CH 86 B SI 92 B SI 91 4-1 14 G4-6-3 1-2 BB			C SI 90 B FF 90 X CH 85 1-1 ① G4-3		X CH 86 0-0 1-H HR	3	1	1	2	1	0	1
14 Martín Prado, R (1, 5) OBP: 0.313, SLG: 0.382		B SI 90 C SI 90 B SI 90 B CH 85 X SI 91 3-1 ① G4-3		C SI 91 C FF 92 D CH 86 X SI 91 1-2 ② ③ G4-6-3 1-2f			C SI 92 X SI 91 0-1 ② G4-3		B SI 93 X SI 91 1-0 ③ G5-3	4	0	0	0	0	0	2
13 Jason Kubel, L (1, 7) OBP: 0.308, SLG: 0.351		C SI 92 B SL 86 F SI 86 S CH 85 1-3 ② K			B SL 85 B SI 92 C SI 91 B CH 85 F SI 91 X SI 91 3-2 ① F7		B SL 86 S CH 85 X SI 92 1-1 ③ G5-3			3	0	0	0	0	1	0
27 Wil Nieves, R (1, 2) OBP: 0.381, SLG: 0.424		B FF 92 X SI 92 1-0 ③ G6-3			C SI 92 X SI 92 0-1 ② G3-1			C FF 90 S CH 85 S CH 85 0-3 ① K		3	0	0	0	0	1	0
6 Adam Eaton, L (1, 8) OBP: 0.288, SLG: 0.250			B SI 90 S SL 83 F CH 85 C SI 91 1-3 ① K		X SL 84 0-0 ③ F9			C SI 91 B SI 90 C CH 85 F SI 91 S CH 86 1-3 ② K		3	0	0	0	0	2	0
4 Cliff Pennington, S (1, 6) OBP: 0.308, SLG: 0.315			C SL 84 X CH 85 0-1 ② G4-3			C SL 82 X CH 85 0-1 1B		F CH 86 B SI 92 B SL 86 S CH 84 C SI 92 2-3 ③ K		3	0	1	0	0	1	0
Inning Stats	R: 0 E: 0 K: 0 S: 8 H: 1 LOB: 1 BB: 0 P: 13	R: 0 E: 0 K: 1 S: 6 H: 0 LOB: 0 BB: 0 P: 11	R: 0 E: 0 K: 1 S: 6 H: 0 LOB: 0 BB: 0 P: 8	R: 0 E: 0 K: 0 S: 11 H: 1 LOB: 1 BB: 1 P: 18	R: 0 E: 0 K: 0 S: 6 H: 0 LOB: 0 BB: 0 P: 9	R: 0 E: 0 K: 0 S: 8 H: 1 LOB: 1 BB: 0 P: 10	R: 0 E: 0 K: 0 S: 6 H: 0 LOB: 0 BB: 0 P: 8	R: 0 E: 0 K: 3 S: 10 H: 0 LOB: 0 BB: 0 P: 13	R: 2 E: 0 K: 1 S: 9 H: 2 LOB: 0 BB: 0 P: 12	1B: 4 2B: 0 3B: 0 HR: 1 SF: 0 SAC: 0 DP: 2 HBP: 1						

	AB	30
	R	2
	H	5
	RBI	2
	BB	1
	SO	6
	LOB	11

WP: 0 PA: 32
PB: 0
SB: 0
CS: 0

PITCHER	IP	WLS	BF	H	R	ER	SO	BB	IBB	HBP	BLK	WP	HR	S	P	ERA	WHIP
40 Roberto Hernandez, R (1, 1) ERA: 4.71	9.0	W	32	5	2	2	6	1	0	1	0	0	1	70	102	2.00	0.667

PITCHER	IP	WLS	BF	H	R	ER	SO	BB	IBB	HBP	BLK	WP	HR	S	P	ERA	WHIP

BOTTOM

Arizona Diamondbacks @ Tampa Bay Rays

Tropicana Field, St. Petersburg, FL

Tue Jul 30 2013, 7:12 PM - 10:05 PM EDT

Att. 17,402 - Dome - 72 F

livebaseballscorecards.com

Batter	1	2	3	4	5	6	7	8	9	AB	R	H	RBI	BB	SO	LOB
8 Desmond Jennings, R (1, 8) OBP: 0.329, SLG: 0.427	S FF 90 B FF 91 S FF 91 F FF 93 X CH 82 1-2 18 1B 2B	1 SAFE 1 SAFE B FF 90 F FF 89 B FF 90 B SL 87 B FF 90 4-1 1-2 BB		C KC 78 F KC 77 S FF 93 0-3 ③ K		C CU 78 C FC 91 S FC 92 0-3 ② K		B ST 84 X SI 92 1-0 ① FC6-4 18 2B 1-2f 2-3		4	1	1	0	1	2	3
18 Ben Zobrist, S (1, 4) OBP: 0.357, SLG: 0.401	X FF 91 0-0 3 FC5-4 2-H 1B	B CH 82 B CH 82 X FF 91 2-0 ③ L8			C FF 90 B KC 79 F CH 82 X CH 81 1-2 30 WP 2B	B CU 79 B FC 90 B FC 91 B FC 92 4-0 2-3 BB		X SI 93 0-0 1-3 3-H 2B		4	0	3	2	1	0	2
3 Evan Longoria, R (1, 5) OBP: 0.349, SLG: 0.504	C FF 90 B KC 78 C FF 90 F FF 91 F FF 90 F KC 78 F SL 86 X FF 90 1-2 ① FC5-4 21 2B 1-2f		S FC 84 X FF 90 0-1 ① F8		C FF 90 B FF 90 B CH 80 S CH 81 F FF 91 B FF 91 F CH 83 S KC 79 3-3 ① K	C CU 77 B FC 91 F FC 90 D CU 79 B CU 80 F CU 79 X FC 91 3-2 ③ P3		C ST 83 B ST 84 S SI 91 F ST 83 S ST 83 1-3 ② K		5	1	0	0	0	2	6
21 James Loney, L (1, 3) OBP: 0.363, SLG: 0.463	B CH 80 B FF 90 C FF 92 B FF 90 X FF 90 3-1 1-H 2B		B FF 91 B CH 82 X CH 81 2-0 ② G1-3		C KC 78 F KC 78 B FF 92 C FF 92 1-3 ② K		B SL 80 B SL 81 C FF 91 C FF 91 C FF 93 2-3 ① K	B ST 82 B SI 92 C SI 91 B FF 92 F SI 93 S ST 84 3-3 ③ K		5	0	1	1	0	3	3
9 Wil Myers, R (1, 9) OBP: 0.368, SLG: 0.532	F KC 78 C FF 91 B FC 88 B FF 90 S CH 80 2-3 ② K		X FC 84 0-0 1B		B CH 82 B CH 82 B CH 82 B CH 81 4-0 30 WP BB		B CH 81 B SI 91 B CH 91 C FF 90 B SI 91 4-1 30 BB BB			2	0	1	0	2	1	1
30 Luke Scott, L (1, 10) OBP: 0.343, SLG: 0.452	C CH 80 X FF 91 0-1 ③ P4		C CH 80 B KC 78 X FF 90 1-1 ③ L9		B KC 79 B FF 93 D CH 82 F FF 93 F FF 94 F FF 93 S FC 83 3-3 ③ K 1-2 2-3		B SL 82 S FF 91 B FF 90 F FF 91 F CH 80 B SL 80 D SL 82 4-2 20 G4-6-3 1-2 BB			3	0	0	0	1	1	4
20 Matt Joyce, L (1, 7) OBP: 0.327, SLG: 0.428 5 Sam Fuld, L (8, 7) OBP: 0.263, SLG: 0.283		B FF 88 C FF 89 B CH 78 F FF 90 F KC 79 B FF 91 S CH 82 3-3 ① K		C KC 76 B FF 89 B FC 86 X FF 91 2-1 ① G6-3		B FC 91 F FC 91 B FC 91 B FC 91 F FC 90 B CU 77 4-2 28 1B 11 SF9 BB	D SL 81 X FF 90 1-0 ②③ G4-6-3 1-2f			3	1	0	0	1	1	2
										0	0	0	0	0	0	0
28 José Molina, R (1, 2) OBP: 0.303, SLG: 0.319		C FF 92 X KC 80 0-1 ② G4-3		F FF 91 F FF 91 F CH 81 S CH 81 0-3 ② K		B FC 89 X FC 90 1-0 18 WP 11 SF9 1-3 1B		B SI 92 X SI 93 1-0 8 FC6-4 18 2B 11 1B 1B		4	1	2	0	0	1	0
11 Yunel Escobar, R (1, 6) OBP: 0.322, SLG: 0.377		B KC 80 B FF 90 S CH 82 B CH 81 B FF 91 4-1 8 BB BB		B CH 81 X FF 91 1-0 HR		B FC 91 C CU 78 X CU 79 1-1 ① SF9 1-2 3-H		B SI 93 X SI 92 1-0 8 FC6-4 1-2 1B		2	1	2	2	1	0	0
Inning Stats	R: 2 E: 0 K: 1 S: 19 H: 3 LOB: 1 BB: 0 P: 26	R: 0 E: 0 K: 1 S: 9 H: 0 LOB: 2 BB: 2 P: 22	R: 0 E: 0 K: 0 S: 6 H: 1 LOB: 1 BB: 0 P: 9	R: 1 E: 0 K: 2 S: 10 H: 1 LOB: 0 BB: 0 P: 13	R: 0 E: 0 K: 3 S: 15 H: 1 LOB: 2 BB: 1 P: 27	R: 1 E: 0 K: 1 S: 13 H: 1 LOB: 2 BB: 2 P: 26	R: 0 E: 0 K: 1 S: 8 H: 0 LOB: 1 BB: 2 P: 19	R: 1 E: 0 K: 2 S: 11 H: 3 LOB: 2 BB: 0 P: 18		1B: 5 2B: 4 3B: 0 HR: 1 SF: 1 SAC: 0 DP: 1 HBP: 0						

	AB	32
	R	5
	H	10
	RBI	5
	BB	7
	SO	11
	LOB	21

WP: 2 PA: 40
PB: 0
SB: 0
CS: 0

PITCHER		IP	WLS	BF	H	R	ER	SO	BB	IBB	HBP	BLK	WP	HR	S	P	ERA	WHIP
Ian Kennedy, R ERA: 5.23	(1, 1)	5.0	L	24	6	3	3	7	3	0	0	0	1	1	59	97	5.40	1.800
38 Will Harris, R ERA: 2.2	(6, 1)	1.0		6	1	1	1	1	2	0	0	0	1	0	13	26	9.00	3.000
49 Tony Sipp, L ERA: 4.06	(7, 1)	1.0		4	0	0	0	1	2	0	0	0	0	0	8	19	0.00	2.000
34 Chaz Roe, R ERA: 5.79	(8, 1)	1.0		6	3	1	1	2	0	0	0	0	0	0	11	18	9.00	3.000

PITCHER	IP	WLS	BF	H	R	ER	SO	BB	IBB	HBP	BLK	WP	HR	S	P	ERA	WHIP

Batter	1	2	3	4	5	6	7	8	9	AB	R	H	RBI	BB	SO	LOB
8 Gerardo Parra, L (1, 9) OBP: 0.336, SLG: 0.400	C FF 90 C FF 90 B CH 82 X CH 79 1-2 G3	C CU 72 S CH 79 S CU 77 0-3 K		X CH 81 0-0 14 G5-4-3 1-2 1B		B FF 92 F FF 92 X FF 92 1-1 L8		B FC 87 F FC 87 X CU 78 1-1 3-H 1B		5	0	2	1	0	1	0
14 Martín Prado, R (1, 5) OBP: 0.314, SLG: 0.385	B FF 88 S CH 79 F FF 91 B CH 80 F FF 91 B FF 90 X CH 80 3-2 2 1B 7 1B 2B		B CU 72 B FF 90 C FF 90 F FF 89 F FF 90 F FF 90 X FF 91 2-2 F8	B CU 72 C SI 89 B FF 90 X FF 89 2-1 G5-4-3 1-2f			B SI 91 C SI 91 B SL 86 X CH 89 2-1 44 1B 12 1B 1B	C FF 90 F FC 86 X CH 83 0-2 F9		5	2	2	0	0	0	3
44 Paul Goldschmidt, R (1, 3) OBP: 0.393, SLG: 0.548	C FF 90 B CU 76 H SI 90 2-1 2 1B 7 1B HBP		B CH 81 B CH 80 B CH 80 B FF 89 4-0 12 HR BB		S FF 90 B CU 76 B FF 90 X CU 74 2-1 F9		B FF 93 1 SAFE C FF 93 F SL 80 X FF 96 1-2 12 1B 1B		B FF 91 F FF 91 X CU 69 1-1 HR	3	3	2	1	1	0	0
12 Eric Chavez, L (1, 10) OBP: 0.353, SLG: 0.546	C FC 88 B SI 90 C FF 90 S CH 79 1-3 K		C SI 89 C CU 75 B CU 76 F CH 79 B FF 90 F FF 90 X CH 80 2-2 1-H HR		B FF 89 B FF 89 B FF 90 C FF 89 B FF 90 4-1 7 1B BB		B SI 94 B SI 95 S FF 94 X SI 95 2-1 7 G5-4-3 1-2 2-H 1B		B FF 90 X FF 91 1-0 L1	4	1	2	3	1	1	2
2 Aaron Hill, R (1, 4) OBP: 0.338, SLG: 0.469	C FF 89 D CH 79 F CH 80 X CU 76 1-2 7 1B 1-2 2-3 1B		B CH 79 B FF 90 S FF 90 S FF 90 F FF 90 S CH 80 2-3 K		B FF 91 F SI 91 B CH 83 S CH 85 S FF 92 2-3 K		B SI 95 F SI 95 C SI 96 F SI 96 X SI 97 1-2 P3		B FF 91 X CH 86 1-0 P2	5	0	1	0	0	2	3
7 Cody Ross, R (1, 7) OBP: 0.326, SLG: 0.384	X FF 90 0-0 1-2 2-H 3-H 1B		B SI 89 X CH 80 1-0 11 FC4-6 1B		B CH 84 X CH 83 1-0 1-2 1B		B FC 86 C SI 89 X SL 83 1-1 G5-4-3 1-2f		C CH 85 B FF 90 C FF 91 F FF 91 S CU 70 1-3 K2-3	5	0	3	2	0	1	2
11 AJ Pollock, R (1, 8) OBP: 0.294, SLG: 0.409	C CH 80 S CH 80 F CH 81 B FF 90 B FF 90 F CH 81 X CU 75 2-2 F9		B FF 89 C CH 80 B FF 89 F SI 90 X FF 89 2-2 FC4-6 1-2f		B SI 91 F CH 83 X SI 92 1-1 L6			B FC 85 B SI 87 S SI 88 B SI 88 C FC 86 X FC 87 3-2 4 S 27 S 8 1B 1B		4	1	1	0	0	0	5
27 Wil Nieves, R (1, 2) OBP: 0.376, SLG: 0.417		F FF 90 C CU 72 X FF 90 0-2 G6-3		C SI 90 B CU 76 X FF 90 1-1 8 1B 1B		X SI 91 0-0 F8		C FC 87 S CH 82 C CU 76 0-3 1-2 K		4	0	1	0	0	1	1
4 Cliff Pennington, S (1, 6) OBP: 0.303, SLG: 0.309		F FF 90 B FF 90 B FF 90 S CH 81 X FF 91 2-2 F9		B SI 90 1 SAFE C FF 89 X FC 90 1-1 F8		B FF 92 S FF 90 B FF 91 C CH 84 S FF 92 2-3 K		B CU 75 C FC 88 F FC 86 B CU 76 S CH 84 2-3 K 2-3		4	0	0	0	0	2	2
Inning Stats	R: 2 E: 0 K: 1 S: 20 H: 3 LOB: 2 BB: 0 P: 30	R: 0 E: 0 K: 1 S: 9 H: 0 LOB: 0 BB: 0 P: 11	R: 2 E: 0 K: 1 S: 18 H: 2 LOB: 1 BB: 1 P: 31	R: 0 E: 0 K: 0 S: 7 H: 2 LOB: 1 BB: 0 P: 11	R: 0 E: 0 K: 1 S: 9 H: 1 LOB: 2 BB: 1 P: 19	R: 0 E: 0 K: 1 S: 6 H: 0 LOB: 0 BB: 0 P: 9	R: 1 E: 0 K: 0 S: 13 H: 3 LOB: 1 BB: 0 P: 20	R: 1 E: 0 K: 2 S: 14 H: 2 LOB: 1 BB: 0 P: 20	R: 1 E: 0 K: 1 S: 8 H: 1 LOB: 0 BB: 0 P: 12	1B: 11 2B: 1 3B: 0 HR: 2 SF: 0 SAC: 0 DP: 2 HBP: 1						

PITCHER		IP	WLS	BF	H	R	ER	SO	BB	IBB	HBP	BLK	WP	HR	S	P	ERA	WHIP
58 Jeremy Hellickson, R ERA: 4.6	(1, 1)	4.1	L	22	7	4	4	3	2	0	1	0	0	1	57	92	8.31	2.077
54 Alex Torres, L ERA: 0.27	(5, 1)	1.2		6	1	0	0	2	0	0	0	0	0	0	12	19	0.00	0.600
43 Kyle Farnsworth, R ERA: 5.46	(7, 1)	0.0		2	2	1	1	0	0	0	0	0	0	0	5	8	∞	∞
57 Jake McGee, L ERA: 4.46	(7, 1)	0.1		2	1	0	0	0	0	0	0	0	0	0	6	9	0.00	3.000
35 Jamey Wright, R ERA: 3.52	(7, 1)	1.2		6	2	1	1	2	0	0	0	0	0	0	16	23	5.40	1.200

PITCHER		IP	WLS	BF	H	R	ER	SO	BB	IBB	HBP	BLK	WP	HR	S	P	ERA	WHIP
27 Cesár Ramos, L ERA: 4.6	(9, 1)	1.0		4	1	1	1	1	0	0	0	0	0	1	8	12	9.00	1.000

TOP

Arizona Diamondbacks @ Tampa Bay Rays

Tropicana Field, St. Petersburg, FL

Wed Jul 31 2013, 7:13 PM - 10:22 PM EDT

Att. 25,095 - Dome - 72 F

livebaseballscorecards.com

AB	39
R	7
H	14
RBI	7
BB	2
SO	8
LOB	18

WP: 0	PB: 0	SB: 2	CS: 0
PA: 42			

BOTTOM

Arizona Diamondbacks @ Tampa Bay Rays

Tropicana Field, St. Petersburg, FL

Wed Jul 31 2013, 7:13 PM - 10:22 PM EDT

Att. 25,095 - Dome - 72 F

livebaseballscorecards.com

Batter	1	2	3	4	5	6	7	8	9	AB	R	H	RBI	BB	SO	LOB
8 Desmond Jennings, R (1, 8) OBP: 0.326, SLG: 0.423	B SI 89 C SI 91 B SI 89 X SI 91 2-1 G4-3 ①		B CH 82 B SI 90 C SI 93 F SI 90 F SI 92 X SL 84 2-2 F7 ③			B SI 88 X SI 90 1-0 G6-3 ①	C CU 83 D CU 84 S FF 95 S CU 82 1-3 K ②			4	0	0	0	0	1	3
3 Evan Longoria, R (1, 10) OBP: 0.348, SLG: 0.500	F SI 91 F SI 92 B SL 85 S SI 92 1-3 K ②			X CH 81 0-0 G3-1 ①		B SI 91 B SI 91 B SI 89 C SI 90 B SI 92 4-1 9 BB BB	C FF 94 B FF 95 B FF 95 C CU 80 B CU 81 C CU 81 3-3 K ③			3	0	0	0	1	2	3
9 Wil Myers, R (1, 9) OBP: 0.372, SLG: 0.528	B SI 91 B CH 84 S CH 83 B SI 92 C SI 92 S SI 93 3-3 K ③			C SI 91 X SL 84 0-1 18 2B 1B		D SI 91 B SI 88 S SI 90 F SI 90 F SL 82 F SL 84 D SL 83 F CH 82 B CH 82 4-2 1-2 BB		X FF 93 0-0 G6-3 ①		3	0	1	0	1	1	0
18 Ben Zobrist, S (1, 4) OBP: 0.358, SLG: 0.404		B SI 88 C SI 90 B CH 83 F SI 91 B SL 82 X SL 84 3-2 F8 ①		C SI 89 X FF 89 0-1 1-3 2B		C SI 90 B SI 91 B SI 91 X SI 91 2-1 L8 ②		X SI 93 0-0 1B		4	0	2	0	0	0	2
1 Sean Rodríguez, R (1, 3) OBP: 0.333, SLG: 0.388 2 Kelly Johnson, L (8, PH) OBP: 0.323, SLG: 0.464 (9, 5)		B SI 91 B SI 91 B SI 89 B SI 91 4-0 BB		B CH 84 B SI 91 X CH 84 2-0 F7 ②		C SI 91 B CH 83 C SI 91 S SL 84 1-3 K ③		B CU 80 B FF 92 B FF 92 C FF 92 C SI 92 S CU 80 3-3 K ②		2 1	0 0	0 0	0 0	1 0	1 1	4 1
19 Ryan Roberts, R (1, 5) OBP: 0.292, SLG: 0.382 30 Luke Scott, L (8, PH) OBP: 0.341, SLG: 0.450 (9, 3)		C SL 83 1 SAFE B SI 89 1 SAFE 1 SAFE F SI 89 S SL 84 1-3 K ②		F SI 92 S SL 84 S SL 85 0-3 K ③			C SI 87 B SI 90 F SI 90 B SL 82 C SI 90 2-3 K ①	X CU 81 0-0 P6 ③		3 1	0 0	0 0	0 0	0 0	3 0	3 1
11 Yunel Escobar, R (1, 6) OBP: 0.321, SLG: 0.374		D SI 91 C CH 82 1 SAFE B SI 90 F SI 89 B SI 92 F SL 84 X SI 92 3-2 F9 ③			B SI 88 X SI 88 1-0 G2-3 ①		B SI 89 B SI 90 B SI 90 C SI 89 B SI 91 4-1 5 BB 59 E BB		B FF 91 C FF 92 B SL 87 F FF 92 B FC 93 C SI 94 3-3 K ①	3	0	0	0	1	1	1
59 Jose Lobaton, S (1, 2) OBP: 0.310, SLG: 0.363			C SI 88 F CH 81 S SL 85 0-3 K ①		C SI 89 B SI 90 F SI 89 X SI 90 1-2 L8 ②		C SI 89 D SL 82 B SI 90 B SI 90 X SI 90 3-1 5 BB E5 1-2		S SI 92 F SI 93 B FS 85 X SL 88 1-2 G4-3 ②	4	0	0	0	0	1	1
5 Sam Fuld, L (1, 7) OBP: 0.263, SLG: 0.276			B SI 90 C FF 90 C SL 84 X SL 84 1-2 G4-3 ②		B FF 91 S FF 90 F SI 91 B SI 92 F SI 91 S SL 84 2-3 K ③		B SI 90 C SI 91 F SI 90 D SL 84 D SL 84 B SL 84 4-2 1-2 2-3 BB		B FF 91 B SI 92 C FF 92 X FF 92 2-1 P5 ③	3	0	0	0	1	1	0
Inning Stats	R: 0 E: 0 K: 2 S: 8 H: 0 LOB: 0 BB: 0 P: 14	R: 0 E: 0 K: 1 S: 10 H: 0 LOB: 1 BB: 1 P: 21	R: 0 E: 0 K: 1 S: 10 H: 0 LOB: 0 BB: 0 P: 13	R: 0 E: 0 K: 1 S: 9 H: 2 LOB: 2 BB: 0 P: 11	R: 0 E: 0 K: 1 S: 8 H: 0 LOB: 0 BB: 0 P: 12	R: 0 E: 0 K: 1 S: 12 H: 0 LOB: 2 BB: 2 P: 24	R: 0 E: 1 K: 3 S: 14 H: 0 LOB: 3 BB: 2 P: 31	R: 0 E: 0 K: 1 S: 6 H: 1 LOB: 1 BB: 0 P: 9	R: 0 E: 0 K: 1 S: 8 H: 0 LOB: 0 BB: 0 P: 14	1B: 2 2B: 1 3B: 0 HR: 0 SF: 0 SAC: 0 DP: 0 HBP: 0						

	AB	31
	R	0
	H	3
	RBI	0
	BB	5
	SO	12
	LOB	19

WP: 0 PA: 36
PB: 0
SB: 0
CS: 0

PITCHER		IP	WLS	BF	H	R	ER	SO	BB	IBB	HBP	BLK	WP	HR	S	P	ERA	WHIP
36 Wade Miley, L ERA: 3.68	(1, 1)	6.1	W	27	2	0	0	8	5	0	0	0	0	0	65	116	0.00	1.105
21 Heath Bell, R ERA: 3.83	(7, 1)	1.2	H	6	1	0	0	3	0	0	0	0	0	0	12	19	0.00	0.600
40 J.J. Putz, R ERA: 2.95	(9, 1)	1.0		3	0	0	0	1	0	0	0	0	0	0	8	14	0.00	0.000

PITCHER	IP	WLS	BF	H	R	ER	SO	BB	IBB	HBP	BLK	WP	HR	S	P	ERA	WHIP

San Francisco Giants @ Tampa Bay Rays

Tropicana Field, St. Petersburg, FL

Fri Aug 02 2013, 7:14 PM - 10:17 PM EDT

Att. 20,144 - Dome - 72 F

TOP

livebaseballscorecards.com

Batter	1	2	3	4	5	6	7	8	9	AB	R	H	RBI	BB	SO	LOB
7 Grégor Blanco, L (1, 8) OBP: 0.319, SLG: 0.334	C FF 92 F FF 94 B FF 94 X SL 84 1-2 ① P6		F FF 93 C FF 95 B FF 95 X SL 86 1-2 ③ F8			1 SAFE B FF 92 C SL 81 1 SAFE C FF 93 X FF 96 1-2 ①② G3-6-3 1-2f	B SL 81 B FF 94 C SL 82 F SL 81 X FF 95 2-2 1-2 1B			4	0	1	0	0	0	2
19 Marco Scutaro, R (1, 4) OBP: 0.372, SLG: 0.389	C FF 95 B FF 96 X FF 95 1-1 ② G1-3			C SL 80 B FF 95 F SL 82 X FF 95 1-2 ① L9		C FF 95 B FF 96 B FF 96 C SL 83 F FF 97 F FF 96 B SL 84 B SL 85 4-2 BB	D SL 84 B SL 83 C FF 94 F FF 95 F FF 96 F FF 96 S FF 97 2-3 ③ K			3	0	0	0	1	1	2
48 Pablo Sandoval, S (1, 10) OBP: 0.319, SLG: 0.398	S FF 94 S FF 96 F FF 96 X FF 97 0-2 ③ G5-3			C FF 95 F FF 95 B FF 96 X FF 95 1-2 ② P5		F FF 92 T FF 96 B FF 96 X SL 85 1-2 ③ G4-3		X FF 90 0-0 ① G1-3		4	0	0	0	0	0	1
28 Buster Posey, R (1, 2) OBP: 0.382, SLG: 0.511		B FF 93 B FF 94 B FF 94 B FF 94 4-0 22 CS BB		B SL 81 C SL 83 S FF 95 S FF 97 1-3 ③ K			X SL 81 0-0 ① G5-3	C FF 92 X FF 92 0-1 1B		3	0	1	0	1	1	0
22 Roger Kieschnick, L (1, 7) OBP: 0.300, SLG: 0.300		C FF 92 B FF 95 C SL 84 B FF 96 B SL 83 F SL 84 S SL 85 3-3 ①② K 1-2			B SL 81 X FF 93 1-0 ① F9		C SL 80 B FF 94 F FF 94 S FF 96 1-3 ② K	F FF 91 F FF 91 S FF 91 0-3 ② K		4	0	0	0	0	3	2
8 Hunter Pence, R (1, 9) OBP: 0.322, SLG: 0.454		B FF 96 S SL 84 F FF 96 F FF 97 X SL 82 1-2 ③ L6			B FF 94 B FF 94 F SL 81 B SL 82 C SL 81 X SL 83 3-2 ② G6-3		X FF 96 0-0 9 3B 1B	S SL 84 D SL 85 C FF 96 F SL 85 X FF 95 1-2 ③ F9		4	1	1	0	0	0	1
9 Brandon Belt, L (1, 3) OBP: 0.337, SLG: 0.444			X FF 92 0-0 35 FC3-6 1B		X CH 82 0-0 HR	D SL 84 1 SAFE 1 SAFE F FF 94 1 SAFE B SL 85 X FF 94 2-1 1-H 35 HR 3B			B FC 86 C FC 87 X CH 81 1-1 ① G4-3	4	2	3	2	0	0	0
35 Brandon Crawford, L (1, 6) OBP: 0.336, SLG: 0.398			C SL 83 D SL 85 B FF 94 X FF 94 2-1 ① FC3-6 13 G4-3 13 WP 1-2f		B FF 95 X FF 94 1-0 ③ F7		X FF 94 0-0 3-H HR		X FC 86 0-0 ② G4-3	4	1	1	2	0	0	1
13 Joaquin Arias, R (1, 5) OBP: 0.309, SLG: 0.326			B FF 95 C SL 82 B FF 94 X SL 83 2-1 ② G4-3 1-3			B FF 93 B FF 92 B FF 91 B FF 93 4-0 7 G3-6-3 BB	B FF 95 F SL 82 X FF 94 1-1 7 1B 1B		B CU 76 F FC 87 B SL 82 C SI 89 B CU 78 X FC 87 3-2 ③ F9	3	0	1	0	1	0	1

	AB	33
	R	4
	H	8
	RBI	4
	BB	3
	SO	5
	LOB	10

Inning Stats	1	2	3	4	5	6	7	8	9
	R: 0 E: 0 K: 0 S: 9	H: 0 LOB: 0 BB: 0 P: 11	R: 0 E: 0 K: 1 S: 8	H: 0 LOB: 0 BB: 1 P: 16	R: 0 E: 0 K: 0 S: 8	H: 1 LOB: 1 BB: 0 P: 13	R: 0 E: 0 K: 1 S: 9	H: 0 LOB: 0 BB: 0 P: 12	R: 1 E: 0 K: 0 S: 6	H: 1 LOB: 0 BB: 0 P: 11
	R: 0 E: 0 K: 0 S: 10	H: 0 LOB: 1 BB: 2 P: 20	R: 3 E: 0 K: 2 S: 18	H: 5 LOB: 2 BB: 0 P: 26	R: 0 E: 0 K: 1 S: 10	H: 1 LOB: 1 BB: 0 P: 11	R: 0 E: 0 K: 0 S: 6	H: 0 LOB: 0 BB: 0 P: 10	1B: 5 2B: 1 3B: 1 HR: 2	SF: 0 SAC: 0 DP: 2 HBP: 0

WP: 1 PA: 36
PB: 0
SB: 0
CS: 1

PITCHER		IP	WLS	BF	H	R	ER	SO	BB	IBB	HBP	BLK	WP	HR	S	P	ERA	WHIP
22 Chris Archer, R ERA: 2.65	(1, 1)	7.0	L	29	7	4	4	4	3	0	0	0	1	2	68	109	5.14	1.429
27 Cesár Ramos, L ERA: 4.53	(8, 1)	0.2		3	1	0	0	1	0	0	0	0	0	0	6	6	0.00	1.500
43 Kyle Farnsworth, R ERA: 5.4	(8, 1)	0.1		1	0	0	0	0	0	0	0	0	0	0	4	5	0.00	0.000
35 Jamey Wright, R ERA: 3.45	(9, 1)	1.0		3	0	0	0	0	0	0	0	0	0	0	6	10	0.00	0.000

PITCHER		IP	WLS	BF	H	R	ER	SO	BB	IBB	HBP	BLK	WP	HR	S	P	ERA	WHIP

Batter	1	2	3	4	5	6	7	8	9	AB	R	H	RBI	BB	SO	LOB
8 Desmond Jennings, R (1, 8) OBP: 0.325, SLG: 0.421	B FF 92 B FF 93 C FF 93 S FC 89 S FF 90 2-3 ① K		F FC 90 F FC 90 S FF 92 0-3 ① K		B CU 76 B FF 91 F FC 87 B FF 92 X FC 87 3-1 18 BB 1B		S FC 87 C FC 89 S FF 91 0-3 ① K		B SI 86 B SI 86 B FF 87 C FF 86 C SL 77 F FF 86 X FF 86 3-2 ③ L8	4	0	1	0	0	3	3
2 Kelly Johnson, L (9, PH) OBP: 0.322, SLG: 0.463										1	0	0	0	0	0	1
18 Ben Zobrist, S (1, 4) OBP: 0.362, SLG: 0.406	C FF 94 X FF 94 0-1 1B		X FC 90 0-0 9 BB 1-2 3-H 1B		B CU 85 B FC 87 B FC 88 B FF 90 4-0 1-2 BB		X CH 85 0-0 ② F7			3	0	2	1	1	0	1
3 Evan Longoria, R (1, 5) OBP: 0.345, SLG: 0.495	B FC 90 B FF 93 S FC 89 X FF 94 2-1 ② F8		B CU 75 C FC 89 T FF 92 B FC 89 B FF 92 2 SAFE S FC 89 3-3 ② K		C FC 88 S FC 88 B FF 92 S FC 88 1-3 ① K		B FC 88 F FC 89 B CU 75 S FC 88 X FC 87 2-2 ③ FC5-4 1-2f			4	0	0	0	0	2	6
9 Wil Myers, R (1, 9) OBP: 0.369, SLG: 0.517	C FC 90 1 SAFE B FC 90 X FF 94 1-1 ③ G5-3		B FC 88 B CH 86 B FC 89 B FC 86 4-0 1-2 2-3 BB		C FC 89 B FF 92 S FC 87 B FC 88 X FC 88 2-2 ② F8			C FF 93 X SL 89 0-1 ① L8		3	0	0	0	1	0	3
1 Sean Rodríguez, R (1, 7) OBP: 0.333, SLG: 0.382 30 Luke Scott, L (8, PH) OBP: 0.340, SLG: 0.448 (9, 7)		B FF 92 B CH 88 B FC 86 B SI 90 4-0 59 CS BB	X FF 92 0-0 ③ P4		B CU 76 F FC 87 F FC 87 X FF 91 1-2 ③ L9			T FF 94 X FF 94 0-1 ② G1-3		2	0	0	0	1	0	5
										1	0	0	0	0	0	0
11 Yunel Escobar, R (1, 6) OBP: 0.320, SLG: 0.372		C SI 93 C FC 89 B FC 89 S FC 89 1-3 ① K	B CU 76 B FF 92 F FF 91 C FC 87 F FF 92 B FC 89 F FC 88 X FC 89 3-2 1B			C CH 86 X CH 86 0-1 ① G6-3		B KC 80 B SI 95 B SI 94 C FF 94 X FF 93 3-1 ③ G6-3		4	0	1	0	0	1	1
21 James Loney, L (1, 3) OBP: 0.360, SLG: 0.459 28 José Molina, R (9, PH) OBP: 0.301, SLG: 0.317		1 SAFE F SI 93 C FF 93 B SI 94 B FC 89 F FF 94 S CU 77 2-3 ② K	B FC 87 S FF 92 1 SAFE B FF 92 B FC 89 X FC 88 2-2 ① F9			S FF 92 B CU 77 F SI 92 F FF 92 B FC 89 S CU 77 2-3 ② K		B SI 86 C SI 86 X CH 79 1-1 ① P6	3	0	0	0	0	2	2
										1	0	0	0	0	0	0
59 Jose Lobaton, S (1, 2) OBP: 0.314, SLG: 0.382	1 SAFE 0-0 ③ CS 1-2	X FF 92 0-0 19 1B 18 1B 2B	F FC 89 F FC 88 D CU 77 1 SAFE S FF 92 1-3 ② K			F CH 86 F FC 88 S FC 89 0-3 ③ K			B SI 86 B SI 85 F SI 84 S SL 80 X SL 80 2-2 3B	4	1	2	0	0	2	1
19 Ryan Roberts, R (1, 10) OBP: 0.299, SLG: 0.388 20 Matt Joyce, L (9, PH) OBP: 0.326, SLG: 0.426			B FC 88 X FC 88 1-0 9 BB 18 1B 2-3 1B		F FF 91 C CH 86 F FF 92 1 SAFE D CU 78 S FC 88 1-3 ③ K		B CH 85 X FC 87 1-0 3 FC5-4 1B		C SL 78 B CH 82 S SL 78 F SL 77 B CH 81 B SL 77 X SL 77 3-2 ② P6	3	0	2	0	0	1	1
										1	0	0	0	0	0	1

Inning Stats	1	2	3	4	5	6	7	8	9
R:	0	0	1	0	0	0	0	0	0
E:	0	0	0	0	0	0	0	0	0
K:	1	2	2	2	1	2	1	0	0
S:	9	7	10	15	11	9	8	6	13
H:	1	0	3	1	1	0	1	0	1
LOB:	1	0	3	2	2	0	1	0	1
BB:	0	1	1	0	1	0	0	0	0
P:	14	14	18	22	22	11	11	9	22

PITCHER		IP	WLS	BF	H	R	ER	SO	BB	IBB	HBP	BLK	WP	HR	S	P	ERA	WHIP
40 Madison Bumgarner, L ERA: 2.69	(1, 1)	7.0	W	30	7	1	1	11	3	0	0	0	0	0	69	112	1.29	1.429
46 Santiago Casilla, R ERA: 1.42	(8, 1)	1.0	H	3	0	0	0	0	0	0	0	0	0	0	6	9	0.00	0.000
49 Javier López, L ERA: 1.4	(9, 1)	0.1	H	2	1	0	0	0	0	0	0	0	0	0	5	8	0.00	3.000
54 Sergio Romo, R ERA: 2.88	(9, 1)	0.2	S	2	0	0	0	0	0	0	0	0	0	0	8	14	0.00	0.000

PITCHER	IP	WLS	BF	H	R	ER	SO	BB	IBB	HBP	BLK	WP	HR	S	P	ERA	WHIP

BOTTOM

San Francisco Giants @ Tampa Bay Rays

Tropicana Field, St. Petersburg, FL

Fri Aug 02 2013, 7:14 PM - 10:17 PM EDT

Att. 20,144 - Dome - 72 F

livebaseballscorecards.com

AB	34
R	1
H	8
RBI	1
BB	3
SO	11
LOB	25

1B:	6	SF:	0	WP:	0	PA:	38		
2B:	1	SAC:	0	PB:	0				
3B:	1	DP:	0	SB:	0				
HR:	0	HBP:	0	CS:	1				

Batter	1	2	3	4	5	6	7	8	9	10	AB	R	H	RBI	BB	SO	LOB
56 Andres Torres, S (1, 8) OBP: 0.302, SLG: 0.348	C SI 92 S FC 88 B FC 88 F SI 94 F SI 93 S FC 88 1-3 **K** ①		X FC 88 0-0 **G5-4-3** ②③ **1-2f**			B KC 76 B SI 90 B SI 91 C SI 91 X FC 86 3-1 **F9** ①		X FF 93 0-0 **G5-3** ③			4	0	0	0	0	1	2
19 Marco Scutaro, R (1, 10) OBP: 0.368, SLG: 0.385	B SI 93 C FF 92 B SI 93 C FC 88 X SI 94 2-2 **P4** ②			C SI 90 X SI 91 0-1 **F8** ①		B FC 85 X SI 91 1-0 **F9** ②			C SI 90 B KC 76 F CH 80 F FC 87 F SI 92 B SI 92 F CH 82 F FC 88 F CH 82 3-3 **K** ①		4	0	0	0	0	1	0
48 Pablo Sandoval, S (1, 5) OBP: 0.315, SLG: 0.394	B CH 84 C CH 84 B FC 90 S FC 89 F FC 90 F SI 95 T SI 95 2-2 **K** ③			X CH 82 0-0 **F9** ②		C FC 87 F KC 78 F SI 93 F KC 78 X FC 87 0-2 **L4-3** ③			X CH 82 0-0 **F8** ②		4	0	0	0	0	1	0
28 Buster Posey, R (1, 2) OBP: 0.378, SLG: 0.505		X SI 92 0-0 **F8** ①		C SI 92 B SI 93 X CH 83 1-1 **L3** ③			B KC 75 B CH 83 B SI 92 X FF 93 3-0 **P3** ①		C FC 88 C SI 93 B FC 89 B FC 89 X FF 90 2-2 **L8** ③		4	0	0	0	0	0	0
8 Hunter Pence, R (1, 9) OBP: 0.321, SLG: 0.455		B CH 83 B CH 83 F FC 86 X CH 83 2-1 **G3** ②			F SI 92 B SI 92 X CH 83 1-1 **F9** ①		C KC 77 S CH 84 F CH 85 C SI 93 0-3 **K** ②			B CH 82 C FF 93 B CH 83 X CH 82 2-1 23 FC1-6 2B	4	0	1	0	0	1	0
6 Brett Pill, R (1, 3) OBP: 0.267, SLG: 0.442 9 Brandon Belt, L (10, PH) OBP: 0.336, SLG: 0.443 (10, 3)		C FC 87 C KC 79 X SI 93 0-2 **L4** ③			S CH 82 F FC 90 F SI 94 X KC 79 0-2 **G4-3** ②		S CH 84 B SI 92 B SI 93 S CH 84 X CH 85 2-2 **G5-3** ③			B SI 95 B SI 95 B SI 95 C SI 96 F SI 95 S CH 84 3-3 **K** ①	3 1	0 0	0 0	0 0	0 0	0 1	0 1
23 Jeff Francoeur, R (1, 7) OBP: 0.246, SLG: 0.310			B SI 91 B CH 82 X SI 92 2-0 13 G1-3 35 1B 1B		X CH 84 0-0 13 2B 1B			F CH 81 B FC 86 B SI 92 X CH 82 2-1 13 L9 2B		X SI 94 0-0 **FC1-6** ② 13 1B **2-3**	4	1	3	0	0	0	1
13 Joaquin Arias, R (1, 4) OBP: 0.314, SLG: 0.338			C FC 86 X SI 92 0-1 **G1-3** ① **1-2**		B CH 82 X FC 87 1-0 ① **2B** **1-3**			X FC 87 0-0 **L9** ① **2-3**		B CH 84 B SI 96 F SI 95 F CH 85 F SI 98 X SI 97 2-2 **1B** **1-2**	4	0	2	0	0	0	2
35 Brandon Crawford, L (1, 6) OBP: 0.335, SLG: 0.397			C SI 92 B SI 92 F SI 92 X SI 93 1-2 56 G5-4-3 **1B** **2-H**		C SI 92 F SI 92 C SI 95 0-3 **K** ③			F SI 91 X SI 92 0-1 **L3** ②		S CH 85 B CH 85 B SI 97 S CH 86 F FF 98 F FF 97 S CH 86 2-3 **K** ③	4	0	1	1	0	2	5
Inning Stats	R: 0 E: 0 K: 2 S: 13 H: 0 LOB: 0 BB: 0 P: 18	R: 0 E: 0 K: 0 S: 6 H: 0 LOB: 0 BB: 0 P: 8	R: 1 E: 0 K: 0 S: 7 H: 2 LOB: 0 BB: 0 P: 10	R: 0 E: 0 K: 0 S: 5 H: 0 LOB: 0 BB: 0 P: 6	R: 0 E: 0 K: 1 S: 11 H: 2 LOB: 2 BB: 0 P: 13	R: 0 E: 0 K: 0 S: 8 H: 0 LOB: 0 BB: 0 P: 12	R: 0 E: 0 K: 1 S: 8 H: 0 LOB: 0 BB: 0 P: 13	R: 0 E: 0 K: 0 S: 6 H: 1 LOB: 1 BB: 0 P: 8	R: 0 E: 0 K: 1 S: 12 H: 0 LOB: 0 BB: 0 P: 17	R: 0 E: 0 K: 2 S: 15 H: 2 LOB: 2 BB: 0 P: 24	1B: 4 2B: 3 3B: 0 HR: 0 SF: 0 SAC: 0 DP: 1 HBP: 0						

PITCHER	IP	WLS	BF	H	R	ER	SO	BB	IBB	HBP	BLK	WP	HR	S	P	ERA	WHIP
14 David Price, L (1, 1) ERA: 3.36	9.0		31	5	1	1	5	0	0	0	0	0	0	76	105	1.00	0.556
56 Fernando Rodney, R (10, 1) ERA: 3.83	1.0	W	5	2	0	0	2	0	0	0	0	0	0	15	24	0.00	2.000

PITCHER	IP	WLS	BF	H	R	ER	SO	BB	IBB	HBP	BLK	WP	HR	S	P	ERA	WHIP

TOP

San Francisco Giants @ Tampa Bay Rays

Tropicana Field, St. Petersburg, FL

Sat Aug 03 2013, 7:14 PM - 10:29 PM EDT

Att. 31,969 - Dome - 72 F

livebaseballscorecards.com

AB	36
R	1
H	7
RBI	1
BB	0
SO	7
LOB	11

1B: 4 2B: 3 3B: 0 HR: 0
SF: 0 SAC: 0 DP: 1 HBP: 0

WP: 0 PB: 0 SB: 0 CS: 0
PA: 36

Batter	1	2	3	4	5	6	7	8	9	10	AB	R	H	RBI	BB	SO	LOB
8 Desmond Jennings, R (1, 8) OBP: 0.326, SLG: 0.419	B FF 90 B FF 90 C SI 91 B SI 90 C FF 91 F CH 84 X FF 92 3-2 18 G3-6-3 1B		B CU 72 C FF 92 B FF 90 X SL 79 2-1 ① P4			B SL 78 B SL 79 B FF 90 C FF 88 X FF 87 3-1 ① P5		X FF 95 0-0 ② F8		C CU 82 B CU 81 B FF 93 B FF 94 C FF 94 F FF 94 F FF 93 B FF 92 4-2 3 BB 18 S 9 1B BB	4	1	1	0	1	0	2
18 Ben Zobrist, S (1, 4) OBP: 0.362, SLG: 0.404 (10, 7)	X FF 91 0-0 ①② G3-6-3 1-2f		C SL 80 F FF 91 F FF 90 B CH 82 X FF 90 1-2 ② FC4-6 1-2f 3-H			F SL 82 B CH 83 C FF 90 X SL 79 1-2 ② G3		B FF 94 C SL 90 B KC 80 X SI 94 2-1 3 WP 1B		B FF 93 1 SAFE B CH 82 I IN 72 I IN 78 4-0 9 1B 3 BB 1-2 IBB	4	0	1	1	1	0	2
3 Evan Longoria, R (1, 5) OBP: 0.346, SLG: 0.491	B FF 91 F FF 91 B CU 76 C SL 80 B CH 83 F CH 83 S FF 92 3-3 ③ K		1 SAFE F FF 91 B FF 90 1 SAFE B CU 72 S SL 79 C CH 80 2-3 ③ K			S CU 74 B CU 74 S CH 84 T FF 90 1-2 ③ K		B SL 89 B SL 89 B SL 88 B SI 95 4-0 1-2 BB		B CU 80 B FF 93 B FF 93 B FF 92 4-0 9 1B 1-2 2-3 BB	3	0	0	0	2	3	1
9 Wil Myers, R (1, 9) OBP: 0.370, SLG: 0.513		B CU 75 B FF 91 C SL 80 F SL 79 F CH 84 B CH 84 S SL 79 3-3 ① K		B FF 90 X FF 90 1-0 ① 1B			X SL 79 0-0 ① P2	F FF 94 S FF 94 B FF 95 X SI 95 1-2 ③ G4-3		S FF 92 X FF 92 0-1 1-2 2-3 3-H 1B	5	0	2	1	0	1	2
21 James Loney, L (1, 3) OBP: 0.360, SLG: 0.458 1 Sean Rodríguez, R (9, PH) OBP: 0.338, SLG: 0.386 (10, 3)		B FF 91 C SL 78 B CH 83 X FF 90 2-1 1B		B CU 75 X SI 91 1-0 ② F8			X FF 89 0-0 ② P6		C FF 90 B SL 77 B FF 92 X FF 91 2-1 11 SH1-4 1B		3 1	0 0	1 1	0 0	0 0	0 0	0 0
11 Yunel Escobar, R (1, 6) OBP: 0.320, SLG: 0.372		C FF 90 B SL 79 B SL 80 S FF 90 X CH 84 2-2 ② F8		B FF 90 X FF 87 1-0 ③ P4			B FF 88 B SL 79 B FF 90 X FF 90 3-0 30 1B		L FF 91 X FF 92 0-1 ① SH1-4 1-2		3	0	1	0	0	0	1
30 Luke Scott, L (1, 10) OBP: 0.342, SLG: 0.446		B CU 73 C SL 80 C FF 91 D CH 82 S CH 82 2-3 ③ K			C FF 88 B CH 82 F FF 90 F FF 91 B CU 74 X CH 82 2-2 ① P5		1 SAFE C SL 79 F FF 90 F CH 82 B CH 81 1 SAFE X FF 90 1-2 1-2 1B		I IN 61 I IN 63 I IN 66 I IN 64 4-0 59 FC5-4 IBB	3	0	1	0	1	1	1
28 José Molina, R (1, 2) OBP: 0.302, SLG: 0.314 20 Matt Joyce, L (9, PH) OBP: 0.326, SLG: 0.426 19 Ryan Roberts, R (9, PH) OBP: 0.297, SLG: 0.385 (10, 4)			C SL 78 B CU 74 F FF 90 F CH 84 B FF 90 B SL 79 4-2 2 1B 2 WP 18 FC4-6 BB			F CU 74 B SL 80 B FF 91 X FF 91 2-1 ② G4-3		B FF 88 B FF 89 X SL 79 2-0 ③ L9		C SI 87 X CH 79 0-1 ② F6	2 0 1	1 0 0	0 0 0	0 0 0	1 0 0	0 0 0	2 0 2
2 Kelly Johnson, L (1, 7) OBP: 0.322, SLG: 0.461 5 Sam Fuld, L (9, 7) OBP: 0.263, SLG: 0.276 59 Jose Lobaton, S (9, PH) OBP: 0.312, SLG: 0.380 (10, 2)			C FF 88 B FF 88 F CH 84 D CH 83 B FF 90 X SL 80 3-2 18 FC4-6 1-3 1B		C CH 83 C SL 80 B FF 90 B FF 90 X CH 82 2-2 ③ L9			B SI 93 X SI 94 1-0 ① P6	X CH 79 0-0 ③ FC5-4 1-2f	3 0 1	0 0 0	1 0 0	0 0 0	0 0 2	0 0 0	0 0 0
Inning Stats	R: 0 E: 0 K: 1 S: 9 H: 1 LOB: 0 BB: 0 P: 15	R: 0 E: 0 K: 2 S: 12 H: 1 LOB: 1 BB: 0 P: 21	R: 1 E: 0 K: 1 S: 15 H: 1 LOB: 1 BB: 1 P: 27	R: 0 E: 0 K: 0 S: 3 H: 1 LOB: 0 BB: 0 P: 6	R: 0 E: 0 K: 0 S: 9 H: 0 LOB: 0 BB: 0 P: 15	R: 0 E: 0 K: 1 S: 8 H: 0 LOB: 0 BB: 0 P: 13	R: 0 E: 0 K: 0 S: 8 H: 2 LOB: 2 BB: 0 P: 14	R: 0 E: 0 K: 0 S: 7 H: 1 LOB: 2 BB: 1 P: 15	R: 0 E: 0 K: 0 S: 7 H: 1 LOB: 2 BB: 1 P: 13	R: 1 E: 0 K: 0 S: 6 H: 1 LOB: 3 BB: 3 P: 18	1B: 9 2B: 0 3B: 0 HR: 0 SF: 0 SAC: 1 DP: 1 HBP: 0						

PITCHER		IP	WLS	BF	H	R	ER	SO	BB	IBB	HBP	BLK	WP	HR	S	P	ERA	WHIP
55 Tim Lincecum, R ERA: 4.43	(1, 1)	7.0		26	6	1	1	5	1	0	0	0	1	0	64	111	1.29	1.000
46 Santiago Casilla, R ERA: 1.37	(8, 1)	1.0		5	1	0	0	0	1	0	0	0	1	0	7	15	0.00	2.000
50 Jose Mijares, L ERA: 2.72	(9, 1)	0.0		1	1	0	0	0	0	0	0	0	0	0	2	4	∞	∞
43 Sandy Rosario, R ERA: 2.63	(9, 1)	0.1		2	0	0	0	0	0	1	0	0	0	0	2	6	0.00	0.000
49 Javier López, L ERA: 1.37	(9, 1)	0.2		2	0	0	0	0	0	0	0	0	0	0	3	3	0.00	0.000

PITCHER		IP	WLS	BF	H	R	ER	SO	BB	IBB	HBP	BLK	WP	HR	S	P	ERA	WHIP
63 Jean Machi, R ERA: 3.44	(10, 1)	0.0	L	4	1	1	1	0	2	1	0	0	0	0	6	18	∞	∞

BOTTOM

San Francisco Giants @ Tampa Bay Rays

Tropicana Field, St. Petersburg, FL

Sat Aug 03 2013, 7:14 PM - 10:29 PM EDT

Att. 31,969 - Dome - 72 F

livebaseballscorecards.com

AB	33
R	2
H	9
RBI	2
BB	6
SO	5
LOB	15

WP: 2	PA: 40		
PB: 0			
SB: 1			
CS: 0			

Batter	1	2	3	4	5	6	7	8	9	AB	R	H	RBI	BB	SO	LOB
7 Grégor Blanco, L (1, 8) OBP: 0.316, SLG: 0.331	X SI 90 0-0 ① G5-3	F CH 84 X SI 91 0-1 ③ F7		B SI 92 B SI 92 B CH 84 C SI 91 F SI 92 C CH 85 3-3 ③ K			C SI 96 S SI 97 B SI 97 F FF 98 B SI 98 F SI 96 X FF 97 2-2 ① G5-3		C CH 84 C CH 85 S CH 85 0-3 ③ K	3	0	0	0	0	1	2
56 Andres Torres, S (7, PH) OBP: 0.300, SLG: 0.345 (7, 8)										2	0	0	0	0	1	0
19 Marco Scutaro, R (1, 4) OBP: 0.369, SLG: 0.386	C FF 91 F SI 91 F CH 85 X FF 92 0-2 48 28 1B 1B	B SI 89 F SI 90 F SI 91 F CH 84 B SL 85 X CH 84 2-2 28 G1-4-3 1B			X SI 88 0-0 ① F7		B SI 96 B SI 96 C SI 96 B SI 96 C SI 96 X FF 98 3-2 ② P4			4	1	2	0	0	0	0
48 Pablo Sandoval, S (1, 5) OBP: 0.315, SLG: 0.392	B FF 91 X CH 83 1-0 28 1B 1-2 1B	D SL 87 1 SAFE F SI 91 F FF 92 X CH 85 1-2 ① P5			B FF 89 B SL 84 B CH 84 X SI 92 3-0 ② G4-3		S FF 98 S SI 98 S SI 98 0-3 ③ K			4	0	1	0	0	1	1
28 Buster Posey, R (1, 10) OBP: 0.379, SLG: 0.508	B FF 92 B CH 85 C FF 92 B FF 92 F CH 84 X SI 92 3-2 1-3 2-H 1B	C FF 91 B FF 92 X CH 84 1-1 ② ③ G1-4-3 1-2f			B FF 91 X FF 91 1-0 2B			C CU 77 B CU 80 S FS 79 X FS 80 1-2 ① G5-3		4	0	2	1	0	0	1
9 Brandon Belt, L (1, 3) OBP: 0.338, SLG: 0.440	C SL 85 C SL 84 S FF 92 0-3 ② K			B SI 90 F SL 86 F SI 91 B SI 91 B CH 84 F CH 84 B SI 91 4-2 22 FC4-6 8 1B 35 3B BB	H SI 91 1-0 HBP			C CU 80 B FF 91 S FF 91 F FF 91 B FS 81 S CU 79 2-3 ② K		2	1	0	0	1	2	2
8 Hunter Pence, R (1, 9) OBP: 0.323, SLG: 0.457	F FF 92 X SI 92 0-1 ③ G6-3			S CH 86 X SI 89 0-1 22 FC4-6 1-2 1B	B FF 94 X CH 84 1-0 ③ G6-3			X FS 79 0-0 2B		4	0	2	0	0	0	4
22 Roger Kieschnick, L (1, 7) OBP: 0.286, SLG: 0.286		C SL 83 F CH 84 B CH 84 B SI 91 F CH 85 B SI 92 F CH 84 X SL 84 3-2 35 FC4-6 1B		X CH 84 0-0 ① FC4-6 35 3B 1-2f 2-3		S FF 90 B FF 93 B FF 92 F FF 92 F CH 84 B FC 88 F CH 86 F FF 91 F FF 94 3-3 ① S CH 86 K		B CU 80 X FS 81 1-0 ③ L9		4	1	1	0	0	1	3
35 Brandon Crawford, L (1, 6) OBP: 0.334, SLG: 0.401		D SL 85 F CH 85 C SI 91 F SI 90 X CH 84 1-2 ① FC4-6 12 G5-3 1-2f		X SI 87 0-0 1-H 3-H 3B		B FF 94 B SI 91 C FF 94 F SI 93 S SI 94 2-3 ② K			B SI 94 B SI 95 C SI 92 B CH 82 X SI 93 3-1 ① F9	4	0	1	2	0	1	1
12 Guillermo Quiroz, R (1, 2) OBP: 0.237, SLG: 0.302 13 Joaquin Arias, R (9, PH) OBP: 0.312, SLG: 0.336		1 SAFE B SI 88 D CH 81 X FF 89 2-0 ② G5-3 1-2		B SI 91 X SI 92 1-0 ② G5-3		B FF 94 B CH 86 C SI 93 F FF 94 B SI 93 X SI 93 3-2 ③ G6-3			C SI 96 B SI 96 X CH 84 1-1 ② G6-3	3	0	0	0	0	0	2
										1	0	0	0	0	0	0
Inning Stats	R: 1 E: 0 K: 1 S: 14 H: 3 LOB: 2 BB: 0 P: 18	R: 0 E: 0 K: 0 S: 12 H: 1 LOB: 1 BB: 0 P: 18	R: 0 E: 0 K: 0 S: 9 H: 1 LOB: 0 BB: 0 P: 13	R: 2 E: 0 K: 1 S: 11 H: 2 LOB: 1 BB: 1 P: 19	R: 0 E: 0 K: 0 S: 4 H: 1 LOB: 2 BB: 0 P: 10	R: 0 E: 0 K: 2 S: 13 H: 0 LOB: 0 BB: 0 P: 21	R: 0 E: 0 K: 1 S: 11 H: 0 LOB: 0 BB: 0 P: 16	R: 0 E: 0 K: 1 S: 9 H: 1 LOB: 1 BB: 0 P: 13	R: 0 E: 0 K: 1 S: 7 H: 0 LOB: 0 BB: 0 P: 11	1B: 6 2B: 2 3B: 1 HR: 0 SF: 0 SAC: 0 DP: 1 HBP: 1						

TOP

San Francisco Giants @ Tampa Bay Rays

Tropicana Field, St. Petersburg, FL

Sun Aug 04 2013, 1:42 PM - 4:49 PM EDT

Att. 34,078 - Dome - 72 F

livebaseballscorecards.com

AB	35
R	3
H	9
RBI	3
BB	1
SO	7
LOB	16

WP: 0 PB: 0 SB: 0 CS: 0 PA: 37

PITCHER		IP	WLS	BF	H	R	ER	SO	BB	IBB	HBP	BLK	WP	HR	S	P	ERA	WHIP
40 Roberto Hernandez, R ERA: 4.75	(1, 1)	4.2		22	8	3	3	2	1	0	0	0	0	0	49	75	5.79	1.929
54 Alex Torres, L ERA: 0.26	(5, 1)	1.1	W	5	0	0	0	2	0	0	1	0	0	0	14	24	0.00	0.000
57 Jake McGee, L ERA: 4.35	(7, 1)	1.0	H	3	0	0	0	1	0	0	0	0	0	0	11	16	0.00	0.000
62 Joel Peralta, R ERA: 2.89	(8, 1)	1.0	H	4	1	0	0	1	0	0	0	0	0	0	9	13	0.00	1.000
56 Fernando Rodney, R ERA: 3.74	(9, 1)	1.0	S	3	0	0	0	1	0	0	0	0	0	0	7	11	0.00	0.000

PITCHER	IP	WLS	BF	H	R	ER	SO	BB	IBB	HBP	BLK	WP	HR	S	P	ERA	WHIP

Batter	1	2	3	4	5	6	7	8	9	AB	R	H	RBI	BB	SO	LOB
18 Ben Zobrist, S (1, 4) OBP: 0.362, SLG: 0.401	B FF 90 B FF 91 B FF 90 B FF 90 4-0 3 WP 9 HR BB		B FF 91 C FS 80 B SI 92 C FF 91 X CU 77 2-2 ① F7		D SL 82 F FF 89 X FF 89 1-1 ① P6	I IN 71 I IN 70 I IN 71 I IN 69 4-0 IBB		D FF 92 C SL 81 X FF 93 1-1 ③ L9		3	1	0	0	2	0	2
30 Luke Scott, L (1, 10) OBP: 0.337, SLG: 0.439	B FF 89 C SL 82 C FS 78 S FS 78 1-3 ① K		F CU 78 B FS 79 C FS 79 B FF 92 T FF 91 2-2 ② K		C FF 89 D SL 82 F SL 82 X FF 91 1-2 ② F7	B FF 91 B FF 90 B SI 89 C FF 89 F FF 88 X FF 92 3-2 ③ G1-3				4	0	0	0	0	2	4
3 Evan Longoria, R (1, 5) OBP: 0.345, SLG: 0.489	D SL 83 C SL 84 F CU 76 B SL 84 F CU 79 F FF 92 B SL 84 F SL 85 X FF 93 3-2 ② L7 1-2		B FF 92 X FF 92 1-0 ③ P4		C FF 92 C FF 93 B SL 84 X FF 92 1-2 9 BB 1-H 1B		B FF 92 C SL 80 C SL 82 B SL 83 X FF 94 2-2 ① F9			4	0	1	1	0	0	1
9 Wil Myers, R (1, 9) OBP: 0.379, SLG: 0.533	X CU 79 0-0 2-H HR			C FF 91 B FF 89 F SL 83 X FF 91 1-2 ① G5-3	S SL 84 B SL 84 B FF 92 B FF 92 B SL 84 4-1 1-2 BB		B SL 82 B FF 94 B FF 93 B FF 92 4-0 BB			2	1	1	2	2	0	0
21 James Loney, L (1, 3) OBP: 0.356, SLG: 0.453	C FS 80 C FF 92 X FS 81 0-2 ③ P6			C CU 76 B FF 92 X FS 80 1-1 ② F8	C FF 90 X SL 80 0-1 ③ F8		F FF 91 F SL 81 D SL 82 X CH 85 1-2 ② F7			4	0	0	0	0	0	3
11 Yunel Escobar, R (1, 6) OBP: 0.322, SLG: 0.371		B FF 91 B SL 84 X FF 91 2-0 ① F9		C FF 93 B FF 92 F FF 93 F SL 84 B FS 77 X FS 77 2-2 28 WP 20 BB 1B		B SI 86 B FF 88 C SI 87 C FF 89 F SL 78 B FF 93 F FF 89 B SI 87 4-2 28 G1-3 5 1B BB	D SL 81 B FF 93 X FF 92 2-0 ③ F9			3	1	1	0	1	0	1
20 Matt Joyce, L (1, 7) OBP: 0.328, SLG: 0.425		B FS 80 B FF 92 X FF 92 2-0 1B		B FS 77 C SL 82 C SL 80 B FF 91 B FS 79 F SL 81 F CU 77 B FS 78 4-2 1-2 BB		1 SAFE B SL 78 X SL 78 1-0 ① F7		C FF 91 B CH 87 F FF 92 F SL 82 F SL 83 X FF 93 1-2 ① L4		3	0	1	0	1	0	1
28 José Molina, R (1, 2) OBP: 0.301, SLG: 0.313		1 SAFE B FF 92 F FF 90 B SL 83 1 SAFE S FF 92 S SL 84 2-3 ② K		B SL 83 F FF 92 X SL 82 1-1 ③ F9 2-3		1 SAFE C FF 89 1 SAFE X SI 88 0-1 ② G1-3 1-2		X FF 93 0-0 1B		4	0	1	0	0	1	4
5 Sam Fuld, L (1, 8) OBP: 0.270, SLG: 0.278		B FF 90 S FF 90 C FF 90 X FS 79 1-2 ③ F8			B FF 89 B FF 91 C FF 90 B FF 90 B FF 91 4-1 3 S 3 1B BB	F FF 90 X SL 77 0-1 2-H 1B		B FF 94 B FF 92 F FF 91 F FF 91 D CH 86 F FF 93 1 SAFE X FF 94 3-2 ② F9		3	1	1	1	1	0	2
Inning Stats	R: 2 E: 0 K: 1 S: 13 H: 1 LOB: 0 BB: 1 P: 21	R: 0 E: 0 K: 1 S: 8 H: 1 LOB: 1 BB: 0 P: 15	R: 0 E: 0 K: 1 S: 7 H: 0 LOB: 0 BB: 0 P: 12	R: 0 E: 0 K: 0 S: 15 H: 1 LOB: 2 BB: 1 P: 24	R: 1 E: 0 K: 0 S: 12 H: 1 LOB: 2 BB: 2 P: 23	R: 1 E: 0 K: 0 S: 12 H: 1 LOB: 2 BB: 2 P: 24	R: 0 E: 0 K: 0 S: 7 H: 0 LOB: 1 BB: 1 P: 16	R: 0 E: 0 K: 0 S: 12 H: 1 LOB: 1 BB: 0 P: 17		1B: 5 2B: 0 3B: 0 HR: 1 SF: 0 SAC: 0 DP: 0 HBP: 0		WP: 2 PB: 0 SB: 1 CS: 0 PA: 37		

PITCHER		IP	WLS	BF	H	R	ER	SO	BB	IBB	HBP	BLK	WP	HR	S	P	ERA	WHIP
34 Guillermo Moscoso, R ERA: 6.14	(1, 1)	4.2		22	4	3	3	3	4	0	0	0	2	1	53	93	5.79	1.714
50 Jose Mijares, L ERA: 2.87	(5, 1)	1.1	L	7	1	1	1	0	1	1	0	0	0	0	14	26	6.75	1.500
43 Sandy Rosario, R ERA: 2.45	(7, 1)	2.0		8	1	0	0	0	1	0	0	0	0	0	19	33	0.00	1.000

PITCHER	IP	WLS	BF	H	R	ER	SO	BB	IBB	HBP	BLK	WP	HR	S	P	ERA	WHIP

BOTTOM

San Francisco Giants @ Tampa Bay Rays

Tropicana Field, St. Petersburg, FL

Sun Aug 04 2013, 1:42 PM - 4:49 PM EDT

Att. 34,078 - Dome - 72 F

livebaseballscorecards.com

AB	30
R	4
H	6
RBI	4
BB	7
SO	3
LOB	18

Batter	1	2	3	4	5	6	7	8	9	AB	R	H	RBI	BB	SO	LOB
11 Yunel Escobar, R (1, 6) OBP: 0.322, SLG: 0.370	B SI 88 X SI 88 1-0 F9		C SI 88 X CH 81 0-1 G6-4-3 1-2f		C SI 92 D SL 83 S SI 92 F FF 91 B FF 92 X FF 92 2-2 1-2 1B			B FF 92 B FF 92 X SI 92 2-0 G6-3		4	0	1	0	0	0	1
18 Ben Zobrist, S (1, 7) (7, 9) OBP: 0.362, SLG: 0.400	C SI 89 X SI 91 0-1 L8			C CH 82 B SI 91 X SI 90 1-1 G5-3	X SI 92 0-0 L4			B CU 80 X FF 93 1-0 1B		4	0	1	0	0	0	2
3 Evan Longoria, R (1, 5) OBP: 0.344, SLG: 0.494	C SI 91 F CH 82 X FF 92 0-2 G6-3			C SI 90 X CH 82 0-1 HR		X SI 89 0-0 G5-3		B FF 91 B SI 92 F SI 92 C SI 92 X SI 94 2-2 P3		4	1	1	1	0	0	1
9 Wil Myers, R (1, 9) (7, 8) OBP: 0.382, SLG: 0.529		C SI 89 B SI 90 B FF 90 X SI 91 2-1 1B		B CH 83 B SI 92 S SI 92 X CH 83 2-1 G5-3		B SI 89 B SI 89 C SI 90 B FF 90 B SI 91 4-1 1 G4-3 BB		C CU 79 B CU 80 F FF 92 D CU 79 B CU 79 S CU 80 3-3 K		3	0	1	0	1	1	1
1 Sean Rodríguez, R (1, 3) OBP: 0.338, SLG: 0.385 2 Kelly Johnson, L (9, PH) OBP: 0.321, SLG: 0.460		B SI 88 1 SAFE B CH 81 C CH 82 X SI 90 2-1 L6		B SI 90 B SI 90 C SI 92 B CH 84 F SI 91 X SI 91 3-2 1B		C CH 81 D SL 84 X SL 80 1-1 G4-3 1-2			C SI 86 X CH 79 0-1 G3-1	3 1	0 0	1 0	0 0	0 0	0 0	2 0
19 Ryan Roberts, R (1, 4) OBP: 0.292, SLG: 0.377 20 Matt Joyce, L (9, PH) OBP: 0.328, SLG: 0.424		1 SAFE S SI 88 S SI 90 B SI 90 1 SAFE S CH 82 1-3 K		T CH 82 B SL 84 F SI 92 1 SAFE B FF 90 F SL 83 C CH 82 2-3 K		F SL 82 D SL 82 B CH 82 B SI 91 F SI 91 S SL 84 3-3 K			B SI 87 C SI 87 S CH 79 S CH 79 1-3 K	3 1	0 0	0 0	0 0	0 0	3 1	3 0
59 Jose Lobaton, S (1, 2) OBP: 0.311, SLG: 0.382		C SI 89 C SI 91 1 SAFE 1 SAFE B CH 82 1 SAFE B SI 91 D SI 92 X SI 92 3-2 G5-3			C SI 89 B SI 91 F SI 90 B SL 81 X SI 91 2-2 G6-3		C SI 88 B SI 91 X SI 90 1-1 P3		B SI 87 X SI 86 1-0 2B	4	0	1	0	0	0	1
5 Sam Fuld, L (1, 8) OBP: 0.273, SLG: 0.276 13 Jason Bourgeois, R (7, PH) (7, 7)			C SI 88 B FF 90 S SL 82 B SL 83 B SL 82 B FF 91 4-2 58 FC4-6 BB		C SI 91 B SI 90 S SI 90 S SI 92 1-3 K		B SI 90 S CH 81 B SI 91 X SI 91 2-1 L1-3		C SI 86 B SI 86 B CH 79 F SI 86 B CU 74 S SI 86 3-3 K	1 2	0 0	0 0	0 0	1 0	1 1	0 1
58 Jeremy Hellickson, R (1, 1) OBP: 0.500, SLG: 0.500 35 Jamey Wright, R (5, 1) 43 Kyle Farnsworth, R (6, 1) 30 Luke Scott, L (7, PH) OBP: 0.336, SLG: 0.437 27 Cesár Ramos, L (7, 1)			1 SAFE L SI 87 X SI 89 0-1 FC4-6 11 G6-4-3 1-2f		B SI 90 C SI 90 F SI 92 B FF 92 B SI 93 X SI 91 3-2 11 1B 1B		S SI 88 S SI 91 C SL 84 0-3 K			2 0 0 1 0	0 0 0 0 0	1 0 0 0 0	0 0 0 0 0	0 0 0 1 0	0 0 0 0 0	1 0 0 0 0
Inning Stats	R: 0 E: 0 K: 0 S: 6 H: 0 LOB: 0 BB: 0 P: 7	R: 0 E: 0 K: 1 S: 10 H: 1 LOB: 1 BB: 0 P: 18	R: 0 E: 0 K: 0 S: 6 H: 0 LOB: 0 BB: 1 P: 10	R: 1 E: 0 K: 1 S: 13 H: 2 LOB: 1 BB: 0 P: 21	R: 0 E: 0 K: 1 S: 14 H: 2 LOB: 2 BB: 0 P: 22	R: 0 E: 0 K: 1 S: 7 H: 0 LOB: 1 BB: 1 P: 15	R: 0 E: 0 K: 1 S: 7 H: 0 LOB: 0 BB: 0 P: 10	R: 0 E: 0 K: 1 S: 8 H: 1 LOB: 1 BB: 0 P: 16	R: 0 E: 0 K: 2 S: 9 H: 1 LOB: 1 BB: 0 P: 14	1B: 5 2B: 1 3B: 0 HR: 1	SF: 0 SAC: 0 DP: 1 HBP: 0			WP: 0 PB: 0 SB: 0 CS: 0	PA: 35	

PITCHER		IP	W/L/S	BF	H	R	ER	SO	BB	IBB	HBP	BLK	WP	HR	S	P	ERA	WHIP
36 Wade Miley, L ERA: 3.56	(1, 1)	7.0	W	27	5	1	1	5	2	0	0	0	0	1	63	103	1.29	1.000
21 Heath Bell, R ERA: 3.55	(8, 1)	1.0		4	1	0	0	1	0	0	0	0	0	0	8	16	0.00	1.000
29 Brad Ziegler, R ERA: 2.15	(9, 1)	1.0		4	1	0	0	2	0	0	0	0	0	0	9	14	0.00	1.000

PITCHER	IP	W/L/S	BF	H	R	ER	SO	BB	IBB	HBP	BLK	WP	HR	S	P	ERA	WHIP

TOP

Tampa Bay Rays @ Arizona Diamondbacks

Chase Field, Phoenix, AZ

Tue Aug 06 2013, 6:41 PM - 9:23 PM MST
Att. 19,461 - Roof Closed - 78 F

livebaseballscorecards.com

AB	33
R	1
H	7
RBI	1
BB	2
SO	8
LOB	13

BOTTOM

Tampa Bay Rays @ Arizona Diamondbacks
Chase Field, Phoenix, AZ
Tue Aug 06 2013, 6:41 PM - 9:23 PM MST
Att. 19,461 - Roof Closed - 78 F

livebaseballscorecards.com

Batter	1	2	3	4	5	6	7	8	9	AB	R	H	RBI	BB	SO	LOB
6 Adam Eaton, L (1, 8) OBP: 0.299, SLG: 0.254	C FF 90 B FF 91 B FF 90 X FF 90 2-1 G3		B CH 79 F SI 91 F SI 91 H FF 91 2-2 14 G6-4-3 HBP		F FF 89 F FF 90 S CU 77 0-3 K2-3		C FF 91 S FF 91 B FF 92 B FF 92 X FF 92 2-2 14 2B 1B			3	1	1	0	0	1	0
14 Martín Prado, R (1, 7) OBP: 0.319, SLG: 0.391 (8, 5)	C FF 90 B CU 75 B FF 90 X FF 91 2-1 F8		C FF 91 X SI 91 0-1 G6-4-3 1-2f		C CH 80 F FF 90 B CU 77 X FF 91 1-2 F9		1 SAFE C FF 90 X FF 91 0-1 12 L6-4 1-H 2B			4	0	1	1	0	0	1
44 Paul Goldschmidt, R (1, 3) OBP: 0.392, SLG: 0.550	X FF 90 0-0 F9			B CH 79 F FF 91 B SI 91 S CU 74 F CH 83 B FF 92 D CU 75 4-2 12 2B BB	B FF 90 B FF 90 C FF 91 F CU 74 F FF 91 B CH 82 F CH 82 F FF 91 B CH 81 4-2 12 WP 12 2B 12 S BB		I IN 74 I IN 74 I IN 75 I IN 74 4-0 IBB			1	2	0	0	3	0	0
12 Eric Chavez, L (1, 5) OBP: 0.348, SLG: 0.541 21 Heath Bell, R (8, 1) 29 Brad Ziegler, R (9, 1)		C FF 90 F FF 91 F FF 91 F CH 81 B FF 91 F CU 75 F FF 91 B FF 92 X SI 92 2-2 F9		B SI 91 F SI 91 D CU 76 B CH 82 X SI 90 3-1 1-H 7 HR 2B	1 SAFE 1 SAFE B FC 87 B FC 87 C FC 87 F FC 87 B CU 78 F FC 88 X CH 83 3-2 1-H 2B		C FF 92 C SL 84 X FF 93 0-2 L6-4 2-2			4 0 0	1 0 0	2 0 0	2 0 0	0 0 0	0 0 0	2 0 0
2 Aaron Hill, R (1, 4) OBP: 0.339, SLG: 0.460		C SI 91 S CH 81 F SI 92 B CH 81 F CU 73 B CH 81 X FF 91 2-2 27 1B 1B		B SI 91 B CH 82 B FF 90 C SI 90 S CH 81 B SI 91 4-2 7 HR BB	C SI 89 D SL 83 F FC 88 D CU 79 X SL 83 2-2 F9			C CH 83 S CH 84 X FF 90 0-2 F7		3	1	1	0	1	0	1
7 Cody Ross, R (1, 9) OBP: 0.332, SLG: 0.413		F CH 81 B SI 89 X CH 81 1-1 F8		F FF 90 B CU 75 F SI 91 D CU 78 X SI 90 2-2 1-H 2-H HR		B SI 92 B SI 92 F FF 92 X FF 92 2-1 G6-3		B FF 92 B CH 85 X CH 86 2-0 F9		4	1	1	3	0	0	1
27 Wil Nieves, R (1, 2) OBP: 0.385, SLG: 0.420		X FF 90 0-0 1-2 1B		B CH 81 F CH 81 F CH 82 F FF 91 X CU 77 1-2 1 FC4-6 1B		S SL 86 C FF 94 S FF 95 0-3 K		F CH 85 B FF 92 B FF 92 X CH 86 2-1 G5-3		4	0	2	0	0	1	0
1 Didi Gregorius, L (1, 6) OBP: 0.333, SLG: 0.387		C CH 80 X CH 80 0-1 F9		B FF 88 B FF 90 X CH 82 2-0 FC4-6 36 CS 1-2f		F FF 93 X SL 87 0-1 G4-3				3	0	0	0	0	0	3
36 Wade Miley, L (1, 1) OBP: 0.119, SLG: 0.195 11 AJ Pollock, R (7, PH) OBP: 0.291, SLG: 0.403 (8, 7)			C FF 90 X CH 80 0-1 G1-3	B FF 90 S SI 91 C SI 91 X FF 92 1-2 G5-3 1-2			C FF 91 S CH 85 S CH 83 0-3 K			2 1	0 0	0 0	0 0	0 0	1 0	1 0
Inning Stats	R: 0 E: 0 K: 0 S: 5 H: 0 LOB: 0 BB: 0 P: 9	R: 0 E: 0 K: 0 S: 17 H: 2 LOB: 2 BB: 0 P: 22	R: 0 E: 0 K: 0 S: 6 H: 0 LOB: 0 BB: 0 P: 8	R: 4 E: 0 K: 0 S: 18 H: 3 LOB: 0 BB: 2 P: 35	R: 1 E: 0 K: 1 S: 18 H: 1 LOB: 1 BB: 1 P: 28	R: 0 E: 0 K: 1 S: 7 H: 0 LOB: 0 BB: 0 P: 9	R: 1 E: 0 K: 1 S: 11 H: 2 LOB: 1 BB: 1 P: 17	R: 0 E: 0 K: 0 S: 6 H: 0 LOB: 0 BB: 0 P: 10		1B: 4 2B: 4 3B: 0 HR: 1 SF: 0 SAC: 0 DP: 2 HBP: 1				WP: 1 PB: 0 SB: 1 CS: 1 PA: 34		

	AB	29
	R	6
	H	8
	RBI	6
	BB	4
	SO	3
	LOB	9

PITCHER		IP	WLS	BF	H	R	ER	SO	BB	IBB	HBP	BLK	WP	HR	S	P	ERA	WHIP
58 Jeremy Hellickson, R ERA: 4.77	(1, 1)	4.2	L	21	5	5	5	1	3	0	1	0	0	1	57	90	9.64	1.714
35 Jamey Wright, R ERA: 3.42	(5, 1)	0.1		2	1	0	0	0	0	0	0	0	1	0	7	12	0.00	3.000
43 Kyle Farnsworth, R ERA: 5.22	(6, 1)	1.0		3	0	0	0	1	0	0	0	0	0	0	7	9	0.00	0.000
27 Cesár Ramos, L ERA: 4.53	(7, 1)	2.0		8	2	1	1	1	0	1	0	0	0	0	17	27	4.50	1.000

PITCHER		IP	WLS	BF	H	R	ER	SO	BB	IBB	HBP	BLK	WP	HR	S	P	ERA	WHIP

Tampa Bay Rays @ Arizona Diamondbacks

Chase Field, Phoenix, AZ

Wed Aug 07 2013, 6:41 PM - 10:09 PM MST

Att. 18,732 - Roof Closed - 77 F

TOP

livebaseballscorecards.com

Batter	1	2	3	4	5	6	7	8	9	AB	R	H	RBI	BB	SO	LOB
18 Ben Zobrist, S (1, 4) OBP: 0.362, SLG: 0.402	C FF 90 B CU 78 B CH 82 B SI 90 X SI 92 3-1 20 2B 2B	B CH 80 B CH 80 C FF 93 X SI 92 2-1 ②③ G3-6-3 1-2f			X FF 93 0-0 ② F9		C FC 87 B CH 78 X FC 87 1-1 ② FC5-4 20 BB 3 2B 1-2f 2-3		F CH 80 X CH 80 0-1 20 BB 1B	5	2	2	0	0	0	3
20 Matt Joyce, L (1, 9) OBP: 0.337, SLG: 0.433	F FF 92 F SI 90 B CH 80 D CH 82 D CH 83 F FF 93 F CH 82 X CU 79 3-2 3 FC6-4-5 2-H 2B		C SI 93 C CH 83 B CH 83 B SI 91 B SI 87 F CH 85 X FF 95 3-2 3 F9-6 1B		B FF 95 X FF 94 1-0 1B		C FC 88 C FC 88 B FC 89 B FC 89 D CH 80 B FC 89 4-2 3 2B 5 1B 1-2 BB		B SI 86 B SI 86 F SI 86 B SI 86 B SI 87 4-1 3 G4-6-3 1-2 BB	3	1	3	1	2	0	0
3 Evan Longoria, R (1, 5) OBP: 0.342, SLG: 0.493	C FF 92 B FF 92 X SI 93 1-1 ① FC6-4-5 9 1B 11 2B 2-3		C SI 93 C SI 93 B FF 94 X FF 91 1-2 ①② F9-6 1-2		C SI 91 B FF 94 X FF 92 1-1 ③ L8		X FF 91 0-0 5 1B 1-3 2-H 3-H 2B		B SI 86 C SI 86 X SI 86 1-1 ②③ G4-6-3 1-2f	5	2	1	2	0	0	5
9 Wil Myers, R (1, 8) OBP: 0.386, SLG: 0.532 5 Sam Fuld, L (7, PH) OBP: 0.278, SLG: 0.281 (7, 8)	X FF 91 0-0 11 2B 1-2 1B		F SI 96 B SI 90 B SI 94 C CH 83 C SI 92 2-3 ③ K			C FC 88 C FC 86 B CH 77 X CH 78 1-2 21 G6-3 1B	X FF 88 0-0 2-H 3-H 1B			3 1	1 0	2 1	0 2	0 0	1 0	0 0
21 James Loney, L (1, 3) OBP: 0.355, SLG: 0.449	B SI 93 D CH 82 B SI 92 F SI 92 F SI 92 F SI 92 F CH 83 F SI 93 X SI 92 3-2 ② F9			B SI 91 C CH 81 B CH 84 F SI 94 B FF 96 B SI 95 4-2 11 G6-4-3 BB		C FC 86 X FC 88 0-1 ①② G6-3 1-2f	S FF 88 B SL 79 B SL 80 X FF 88 2-1 ③ F7			3	0	0	0	1	0	4
11 Yunel Escobar, R (1, 6) OBP: 0.323, SLG: 0.374	C SI 91 X SI 91 0-1 1-H 2-H 2B			B SI 91 X SI 91 1-0 ①② G6-4-3 1-2f		X FC 87 0-0 2 CS 1B		C FF 92 X SL 85 0-1 ① G5-3		4	0	2	2	0	0	1
2 Kelly Johnson, L (1, 7) OBP: 0.323, SLG: 0.471 56 Fernando Rodney, R (8, 1)	D CH 83 F CH 83 F SI 92 B SI 92 F SI 92 F SI 92 F FF 94 X CU 79 2-2 ③ F7			B SI 91 B SI 91 X SI 94 2-0 HR		B FC 87 1-0 ③ CS 1-2	L CH 76 X FC 87 0-1 ① G4-3	B SI 93 X SI 93 1-0 28 G6-4-3 1B		4 0	1 0	2 0	1 0	0 0	0 0	1 0
28 José Molina, R (1, 2) OBP: 0.305, SLG: 0.317		C SI 92 B SI 91 C SI 92 X SI 92 1-2 18 G3-6-3 1B		C SI 91 B CH 82 C SI 95 B FF 96 B SI 92 C SI 94 3-3 ③ K			B FC 87 F FC 87 F FC 88 F FC 89 F FC 88 X CH 78 1-2 18 FC5-4 30 1B 3 2B 1B	X FF 90 0-0 ②③ G6-4-3 1-2f		4	1	2	0	0	1	1
22 Chris Archer, R (1, 1) 54 Alex Torres, L (2, 1) 19 Ryan Roberts, R (5, PH) OBP: 0.000, SLG: 0.571 43 Kyle Farnsworth, R (6, 1) 57 Jake McGee, L (6, 1) 30 Luke Scott, L (7, PH) OBP: 0.000, SLG: 0.429 62 Joel Peralta, R (7, 1) 1 Sean Rodriguez, R (8, 1) OBP: 0.000, SLG: 0.000 59 Jose Lobaton, S (8, PH) OBP: 0.000, SLG: 0.000		F SI 91 C SI 92 C SI 92 0-3 ① K		C FF 94 S FF 94 B SI 91 X FF 95 1-2 ① G4-3		B CH 79 X CH 79 1-0 18 FC5-4 1-2 1B		C SI 86 B CH 79 B CH 79 F SI 87 F SI 87 X CH 79 2-2 ① G4-3	1 0 0 0 0 1 1 0 0 0 0 0 0 0 1 0 0 0 0 0 0 0 0 0 0 0 0 0 0 0 0 0 0 0 0 1 0 1 0 0 0 0 0 0 0 0 0 0 0 0 0 0 0 0 0 0 1 0 0 0 0 0 0							
Inning Stats	R: 3 E: 0 K: 0 S: 24 H: 4 LOB: 1 BB: 0 P: 36	R: 0 E: 0 K: 1 S: 8 H: 1 LOB: 0 BB: 0 P: 11	R: 0 E: 0 K: 1 S: 10 H: 1 LOB: 0 BB: 0 P: 16	R: 1 E: 0 K: 1 S: 7 H: 1 LOB: 0 BB: 1 P: 17	R: 0 E: 0 K: 0 S: 7 H: 1 LOB: 1 BB: 0 P: 10	R: 0 E: 0 K: 0 S: 6 H: 2 LOB: 0 BB: 0 P: 8	R: 4 E: 0 K: 0 S: 16 H: 4 LOB: 1 BB: 1 P: 25	R: 0 E: 0 K: 0 S: 4 H: 1 LOB: 0 BB: 0 P: 5	R: 0 E: 0 K: 0 S: 9 H: 1 LOB: 1 BB: 1 P: 16	1B: 11 2B: 5 3B: 0 HR: 1 SF: 0 SAC: 0 DP: 6 HBP: 0						

AB	36
R	8
H	16
RBI	8
BB	3
SO	3
LOB	16

WP: 0 PB: 0 SB: 0 CS: 1 PA: 40

PITCHER		IP	WLS	BF	H	R	ER	SO	BB	IBB	HBP	BLK	WP	HR	S	P	ERA	WHIP
48 Randall Delgado, R ERA: 3.48	(1, 1)	5.0		21	8	4	4	3	1	0	0	0	0	1	56	90	7.20	1.800
55 Josh Collmenter, R ERA: 3.29	(6, 1)	1.2	H	8	4	3	3	0	1	0	0	0	0	0	18	27	16.20	3.000
38 Will Harris, R ERA: 2.4	(7, 1)	0.0		1	1	0	0	0	0	0	0	0	0	0	1	1	∞	∞
54 Joe Thatcher, L ERA: 1.95	(7, 1)	0.1	B	2	1	1	1	0	0	0	0	0	0	0	3	5	27.00	3.000
40 J.J. Putz, R ERA: 2.74	(8, 1)	1.0	W	3	1	0	0	0	0	0	0	0	0	0	4	5	0.00	1.000

PITCHER		IP	WLS	BF	H	R	ER	SO	BB	IBB	HBP	BLK	WP	HR	S	P	ERA	WHIP
29 Brad Ziegler, R ERA: 2.1	(9, 1)	1.0	S	4	1	0	0	0	1	0	0	0	0	0	9	16	0.00	2.000

Batter	1	2	3	4	5	6	7	8	9	AB	R	H	RBI	BB	SO	LOB
6 Adam Eaton, L (1, 8) OBP: 0.319, SLG: 0.270	B FF 92 B FF 92 C FF 93 F FF 94 X SL 86 2-2 14 BB 44 1B 1B		L FF 92 C FC 85 F SI 92 B FC 86 S CH 87 1-3 ① K		L CH 88 B FF 94 X SI 92 1-1 14 2B 12 1B 1B	C SI 97 C SI 96 F SI 98 B SL 88 X SL 83 1-2 ② L6		B SI 95 B CH 82 L CH 84 B CH 84 B SI 96 4-1 14 1B 1-2 BB		4	2	2	0	1	1	1
14 Martín Prado, R (1, 7) OBP: 0.327, SLG: 0.407 (9, 5)	B FF 93 C FF 94 F SL 87 B SL 85 B FF 95 B SL 85 4-2 44 1B 1-2 BB		B FF 93 D FF 92 C SI 93 X SI 92 2-1 1-H HR		B SI 92 1 SAFE C FF 93 1 SAFE C FF 93 X FF 96 1-2 12 1B 1-3 2 2B 2B	B FF 97 B SL 86 C FF 96 F FF 96 B FF 98 X FF 97 3-2 1B		C SI 98 X SI 96 0-1 1-2 2-H 3-H 1B		4	2	4	4	1	0	0
44 Paul Goldschmidt, R (1, 3) OBP: 0.390, SLG: 0.545	C FF 95 B FF 96 X FF 96 1-1 12 CS 1-3 2-H 1B		C SI 93 F CH 85 F SI 93 C SI 93 0-3 ② K		S FF 94 X FF 96 0-1 ① L6	B FF 96 X SI 96 1-0 ③ L8		S CH 84 B SI 98 X SI 97 1-1 ② F7		5	0	1	1	0	1	5
12 Eric Chavez, L (1, 5) OBP: 0.350, SLG: 0.537 29 Brad Ziegler, R (9, 1)	B SI 95 F SL 86 F FF 94 F FF 96 F SI 97 B SL 86 1 SAFE T FF 96 2-2 ① ② K 1-2		C CH 86 B FC 88 B FC 87 X CH 86 2-1 2 2B 1B		B FF 96 F FF 96 C SI 98 X SI 98 1-2 2 2B 27 SF7 2-3 3-H 1B		B CU 78 C FS 80 F FF 90 F FF 90 C FF 90 1-3 ① K	B CH 85 C CH 84 S SI 98 F SI 98 D CH 86 S CH 86 2-3 ③ K		5 0	2 0	2 0	1 0	0 0	3 0	4 0
2 Aaron Hill, R (1, 4) OBP: 0.343, SLG: 0.473	X FF 95 0-0 ③ F8		C CH 85 B CH 85 S CH 86 B FF 94 B FF 93 X CH 87 3-2 1-H 2B		F SI 96 X SI 96 0-1 1-3 3-H 2B		B CU 77 C FS 81 F FS 81 F FS 81 S FS 81 1-3 ② K			4	0	2	2	0	1	1
7 Cody Ross, R (1, 9) OBP: 0.331, SLG: 0.409 (9, 7)		B FF 94 C FF 95 X SI 95 1-1 ① G4-3	X SI 92 0-0 ③ G4-3		I IN 66 I IN 69 I IN 69 I IN 75 4-0 IBB		F FF 89 B FF 90 F FF 90 X FS 81 1-2 ③ G5-3			3	0	0	0	1	0	1
27 Wil Nieves, R (1, 2) OBP: 0.372, SLG: 0.409		C SI 94 X FF 97 0-1 ② G4-3	F FF 91 B FF 94 F CH 86 F FF 91 S CH 87 1-3 ① K		B FF 97 F FF 97 S FF 98 F SI 97 F SI 98 F FF 98 X SI 98 1-2 ② SF7 3-H			C CU 77 B FS 81 B CU 76 X FF 90 2-1 ① L8		3	0	0	1	0	1	0
1 Didi Gregorius, L (1, 6) OBP: 0.332, SLG: 0.383		B SL 85 B FF 94 C FF 93 B SI 90 F FF 92 C CH 84 3-3 ③ K	B CH 86 S CH 86 B SI 93 F FF 92 F SI 92 B CH 86 X FF 93 3-2 ② L9		B FF 97 B SL 79 B FF 97 C SI 95 X FF 97 3-1 ③ L8			B CU 78 B CU 76 C FF 89 B FF 89 B FS 80 4-1 8 1B 14 1B BB		3	1	0	0	1	1	2
48 Randall Delgado, R (1, 1) OBP: 0.333, SLG: 0.286 55 Josh Collmenter, R (6, 1) OBP: 0.125, SLG: 0.125 38 Will Harris, R (7, 1) 54 Joe Thatcher, L (7, 1) 40 J.J. Putz, R (8, 1) 8 Gerardo Parra, L (8, PH) OBP: 0.330, SLG: 0.391 (9, 9)			B FF 91 B FF 90 B FF 91 B FF 92 4-0 14 HR BB		S FF 92 F SI 93 X FF 93 0-2 ③ L9	C FF 94 C FF 95 S SI 96 0-3 ① K		S FS 79 X FF 88 0-1 6 BB 14 1B 1-3 1B		1 1 0 0 0 0 1	1 0 0 0 0 0 1	0 0 0 0 0 0 0	0 0 0 0 0 0 0	1 0 0 0 0 0 0	0 1 0 0 0 0 0	0 0 0 0 0 0 0
Inning Stats	R: 1 E: 0 K: 1 S: 13 H: 2 LOB: 1 BB: 1 P: 22	R: 0 E: 0 K: 1 S: 7 H: 0 LOB: 0 BB: 0 P: 11	R: 3 E: 0 K: 2 S: 16 H: 3 LOB: 1 BB: 1 P: 28	R: 0 E: 0 K: 1 S: 11 H: 0 LOB: 0 BB: 0 P: 15	R: 3 E: 0 K: 0 S: 20 H: 4 LOB: 2 BB: 1 P: 31	R: 0 E: 0 K: 1 S: 11 H: 1 LOB: 1 BB: 0 P: 16	R: 0 E: 0 K: 2 S: 11 H: 0 LOB: 0 BB: 0 P: 14	R: 2 E: 0 K: 1 S: 14 H: 2 LOB: 2 BB: 2 P: 27		1B: 8 2B: 4 3B: 0 HR: 1 SF: 1 SAC: 0 DP: 1 HBP: 0					

BOTTOM

Tampa Bay Rays @ Arizona Diamondbacks

Chase Field, Phoenix, AZ

Wed Aug 07 2013, 6:41 PM - 10:09 PM MST

Att. 18,732 - Roof Closed - 77 F

livebaseballscorecards.com

AB	34
R	9
H	12
RBI	9
BB	5
SO	9
LOB	14

PITCHER		IP	WLS	BF	H	R	ER	SO	BB	IBB	HBP	BLK	WP	HR	S	P	ERA	WHIP
22 Chris Archer, R ERA: 2.71	(1, 1)	1.2		7	2	1	1	1	1	0	0	0	0	0	17	27	5.40	1.800
54 Alex Torres, L ERA: 0.98	(2, 1)	2.1		11	3	3	3	4	1	0	0	0	0	1	30	49	11.57	1.714
43 Kyle Farnsworth, R ERA: 5.76	(5, 1)	0.1		3	2	2	2	0	0	0	0	0	0	0	7	9	54.00	6.000
57 Jake McGee, L ERA: 4.4	(5, 1)	1.2		9	3	1	1	1	0	1	0	0	0	0	24	38	5.40	1.800
62 Joel Peralta, R ERA: 3.19	(7, 1)	1.1	L	6	1	2	2	2	1	0	0	0	0	0	16	25	13.50	1.500

PITCHER		IP	WLS	BF	H	R	ER	SO	BB	IBB	HBP	BLK	WP	HR	S	P	ERA	WHIP
56 Fernando Rodney, R ERA: 3.69	(8, 1)	0.2	B	4	1	0	0	1	1	0	0	0	0	0	9	16	0.00	3.000

WP: 0 PB: 0 SB: 0 CS: 1 PA: 40

Tampa Bay Rays @ Los Angeles Dodgers

Dodger Stadium, Los Angeles, CA

Fri Aug 09 2013, 7:13 PM - 11:08 PM PDT

Att. 51,083 - Clear - 68 F

TOP

livebaseballscorecards.com

Batter	1	2	3	4	5	6	7	8	9	AB	R	H	RBI	BB	SO	LOB
1 Sean Rodríguez, R (1, 7) OBP: 0.338, SLG: 0.384	F SI 89 X CU 76 0-1 ① G5-3	C CU 75 3 SAFE S CH 79 X CH 78 0-2 ③ G6-3			C SI 87 B SI 88 B SI 88 F CH 78 X SI 89 2-2 3 2B 18 1B 1B	B SI 93 F SI 94 B SI 94 X SI 94 2-1 ① F7		C FF 94 B SL 88 S SL 88 B FF 95 F SL 87 X SL 87 2-2 ③ L4		3	1	1	0	0	0	1
20 Matt Joyce, L (6, PH) OBP: 0.335, SLG: 0.430										2	0	0	0	0	0	1
(6, 7)																
56 Fernando Rodney, R (9, 1)										0	0	0	0	0	0	0
19 Ryan Roberts, R (1, 4) OBP: 0.293, SLG: 0.382	C SI 90 B SI 90 F SI 90 S SI 90 1-3 ② K		C SL 81 S CH 78 F SI 89 X SI 91 0-2 9 1B 18 FC5-2 2B		B CH 75 1 SAFE S CH 77 S CH 77 1 SAFE B CH 77 B SI 89 X SI 88 3-2 ① F7	B SI 95 F SI 94 B FS 86 F SI 94 B SI 94 C SI 94 3-3 ② K			B FF 93 S SL 88 S SL 87 B SL 87 B SL 86 X SL 86 3-2 18 G3 3 BB 1B	5	0	2	0	0	2	1
3 Evan Longoria, R (1, 5) OBP: 0.343, SLG: 0.493	C CU 76 X SI 90 0-1 ③ G5-3		B SI 90 C SI 90 X CU 77 1-1 ① F9		1 SAFE C CU 77 B SI 89 X SI 89 1-1 18 1B 11 1B 2B 1-3	B SL 86 S FS 86 F SI 95 B FS 88 X SI 96 2-2 ③ G5-3			1 SAFE C FF 96 B FF 94 B FF 95 D SL 88 1 SAFE B FF 95 4-1 18 G3 BB 1-2	4	1	1	0	1	0	1
9 Wil Myers, R (1, 8) OBP: 0.392, SLG: 0.531		B CU 74 B CH 76 C SI 87 X SI 88 2-1 18 E 11 1B 1B	C SI 90 B CU 78 F SI 90 D CH 80 B CH 78 F CH 78 X CU 77 3-2 18 FC5-2 2-3 1B		I IN 77 I IN 78 I IN 79 I IN 79 4-0 18 1B 11 1B IBB		B SI 94 F SI 93 B SI 94 X SI 94 2-1 ① G5-3		C SI 92 B SI 93 F SI 93 F SI 94 B SI 94 S SI 94 2-3 ① K	4	2	2	0	1	1	2
18 Ben Zobrist, S (1, 9) OBP: 0.360, SLG: 0.400		C CH 76 1 SAFE C SL 80 1 SAFE X CH 77 0-2 FC6 11 1B 21 1B 1-2	B SL 82 X CH 79 1-0 ② FC5-2 1-2 3-H		S SL 83 D CH 80 X SL 82 1-1 11 1B 1-2 2-3 3-H 1B		C SI 95 F FS 86 X FS 87 0-2 ② G3		F SI 94 C SI 94 X CH 89 0-2 ② G3 1-2 2-3	5	1	1	1	0	0	5
(9, 7)																
11 Yunel Escobar, R (1, 6) OBP: 0.324, SLG: 0.375		S CH 77 D CH 77 X SI 89 1-1 ③ 21 1B 1-3 2-H 1B	B CH 78 C CU 77 F CH 78 C SI 90 1-3 ③ K		S CH 79 B CH 80 X SI 90 1-1 21 S 1-3 2-H 3-H 1B		C FS 86 C FS 87 B FS 88 F SI 95 F FS 87 X SI 95 1-2 ③ G6-3		C SI 94 B SI 95 X SI 94 1-1 ③ G5-3	5	1	2	3	0	1	4
21 James Loney, L (1, 3) OBP: 0.359, SLG: 0.452		D SL 82 X SI 89 1-0 14 G4-3 2-H 3-H 1B		B SI 88 B SI 89 B SI 89 C SI 88 X SI 88 3-1 28 G4-6-3 1B	B SI 87 F SI 86 C SI 88 1 SAFE F KC 81 B KC 80 F SI 88 D KC 80 X KC 81 3-2 ② F8 1-2			C FF 96 B FF 96 F SL 86 X SL 87 1-2 30 G1-6-3 28 BB 1B		4	0	3	2	0	0	2
28 José Molina, R (1, 2) OBP: 0.308, SLG: 0.313		X SL 81 0-0 ① G5-3		B CU 76 1 SAFE B SI 88 S SI 88 F SI 89 X CH 78 2-2 ①② G4-6-3 1-2f	I IN 71 I IN 71 I IN 73 I IN 77 4-0 IBB			B SL 87 1 SAFE C SL 88 B FF 94 C FF 95 B SL 86 D SL 88 4-2 30 G1-6-3 1-2 BB		2	0	0	0	2	0	2
14 David Price, L (1, 1) 30 Luke Scott, L (8, PH) OBP: 0.337, SLG: 0.437 57 Jake McGee, L (8, 1) 52 Josh Lueke, R (8, 1) 62 Joel Peralta, R (8, 1) 5 Sam Fuld, L (9, 8) OBP: 0.278, SLG: 0.281		B SI 88 C SI 88 S SL 78 X SL 81 1-2 ② G4-3 2-3		B SI 90 F SI 88 S SL 80 C SI 89 1-3 ③ K	C SI 88 C KC 81 S KC 80 0-3 ③ K			X FF 96 0-0 ①② G1-6-3 1-2f 2-3		3 1 0 0 0 0	0 0 0 0 0 0	0 0 0 0 0 0	0 0 0 0 0 0	2 0 0 0 0 0	4 2 0 0 0 0
Inning Stats	R: 0 E: 0 K: 1 S: 7 H: 0 LOB: 0 BB: 0 P: 8	R: 3 E: 1 K: 0 S: 15 H: 3 LOB: 1 BB: 0 P: 20	R: 0 E: 0 K: 1 S: 14 H: 2 LOB: 2 BB: 0 P: 20	R: 0 E: 0 K: 1 S: 8 H: 1 LOB: 0 BB: 0 P: 14	R: 3 E: 0 K: 1 S: 20 H: 4 LOB: 3 BB: 2 P: 39	R: 0 E: 0 K: 1 S: 8 H: 0 LOB: 0 BB: 0 P: 15	R: 0 E: 0 K: 0 S: 10 H: 0 LOB: 0 BB: 0 P: 13	R: 0 E: 0 K: 0 S: 10 H: 1 LOB: 1 BB: 1 P: 17	R: 0 E: 0 K: 1 S: 13 H: 1 LOB: 2 BB: 1 P: 23	1B: 10 2B: 2 3B: 0 HR: 0 SF: 0 SAC: 0 DP: 2 HBP: 0						

	AB	38
	R	6
	H	12
	RBI	6
	BB	4
	SO	6
	LOB	25

WP: 0 PB: 0 SB: 1 CS: 0 PA: 42

PITCHER		IP	WLS	BF	H	R	ER	SO	BB	IBB	HBP	BLK	WP	HR	S	P	ERA	WHIP
35 Chris Capuano, L ERA: 4.5	(1, 1)	4.1		24	10	6	5	3	0	1	0	0	0	0	56	86	10.38	2.308
56 J.P. Howell, L ERA: 2.08	(5, 1)	0.2		3	0	0	0	1	0	1	0	0	0	0	8	15	0.00	0.000
43 Brandon League, R ERA: 5.27	(6, 1)	2.0		6	0	0	0	1	0	0	0	0	0	0	18	28	0.00	0.000
49 Carlos Marmol, R ERA: 5.88	(8, 1)	1.0		6	2	0	0	0	2	0	0	0	0	0	14	28	0.00	4.000
54 Ronald Belisario, R ERA: 3.33	(9, 1)	1.0	W	3	0	0	0	1	0	0	0	0	0	0	9	12	0.00	0.000

PITCHER	IP	WLS	BF	H	R	ER	SO	BB	IBB	HBP	BLK	WP	HR	S	P	ERA	WHIP

Tampa Bay Rays @ Los Angeles Dodgers

Dodger Stadium, Los Angeles, CA

Fri Aug 09 2013, 7:13 PM - 11:08 PM PDT

Att. 51,083 - Clear - 68 F

livebaseballscorecards.com

BOTTOM

Batter	1	2	3	4	5	6	7	8	9	AB	R	H	RBI	BB	SO	LOB
14 Mark Ellis, R (1, 4) OBP: 0.321, SLG: 0.361	B FF 93 C SI 94 C FF 94 B FF 96 B FC 90 X FC 89 3-2 ① G5-3		B FF 94 X FF 94 1-0 1B			C FF 92 X CH 82 0-1 1B		C FF 97 B SL 83 C SL 87 F FF 98 F FF 98 F FF 98 F SL 85 B FF 99 B FF 96 4-2 F FF 97 B FF 97 23 G4-3 66 2B BB	C CH 84 C SI 95 F SI 98 X CH 85 0-2 1-H 7 2B 3B	4	2	3	1	1	0	0
7 Nick Punto, S (1, 6) OBP: 0.329, SLG: 0.317	C FF 94 X SI 95 0-1 23 G3-1 1B		X CH 85 0-0 ③ G6-3			C FF 93 F FF 93 B FC 89 S CH 83 1-3 ① K		B FF 96 C FF 96 C FF 96 B FF 97 F FF 98 F FF 97 S FF 97 2-3 ① K	X SI 98 0-0 3-H 23 2B 2B	5	1	2	1	0	2	3
23 Adrián González, L (1, 3) OBP: 0.343, SLG: 0.452	C SI 95 1 SAFE C SI 94 X FF 95 0-2 ② G3-1 1-2			C SI 95 S KC 81 F FF 96 B FF 96 F SI 96 B FF 95 B FF 96 S SI 96 3-3 ① K		B FF 94 B FF 94 X SI 94 2-0 ② F8		X FF 96 0-0 ② G4-3 1-2	B CH 84 F CH 84 X CH 85 1-1 6 FC1 6 E 2-H 2B	5	1	1	1	0	1	3
66 Yasiel Puig, R (1, 8) OBP: 0.440, SLG: 0.603	C FF 95 B SI 96 C FC 90 X FF 96 1-2 ③ G4-3			S CH 86 S CH 86 B FF 96 X FC 90 1-2 6 FC3-6 1B		B SI 94 S CH 83 F CH 84 X CH 84 1-2 ③ F7		B SL 82 B FF 96 X FF 96 2-0 5 1B 2-H 2B	I IN 65 I IN 71 I IN 72 I IN 68 4-0 6 E IBB	4	1	2	1	1	0	2
6 Jerry Hairston, R (1, 7) OBP: 0.315, SLG: 0.333		B FC 88 B FC 86 C FF 95 X CH 86 2-1 ① F7		1 SAFE B SI 94 1 SAFE F SI 95 1 SAFE S CH 84 X FF 95 1-2 ② FC3-6 5 2B 1-2f			B FF 93 B SI 92 B SI 92 B FF 92 4-0 18 G5-4-3 5 E 55 2B BB	F SL 80 B SL 82 D FF 96 B FF 94 F FF 95 B FF 96 4-2 5 1B BB	C SI 96 X SI 95 0-1 1-2 2-H FC1	3	1	0	0	2	0	2
5 Juan Uribe, R (1, 5) OBP: 0.319, SLG: 0.386		B CH 84 X FC 88 1-0 ② G4-3		F SI 95 X SI 94 0-1 ③ 1-H 2B			C CH 84 F CH 83 B KC 78 B KC 79 X CH 82 2-2 FC5 18 G5-4-3 1-2	B FS 81 D FS 82 S FF 90 B FF 91 F FF 90 X FF 91 3-2 1-3 2-H 1B		4	0	2	1	0	0	1
18 Tim Federowicz, R (1, 2) OBP: 0.277, SLG: 0.366 25 Carl Crawford, L (8, PH) OBP: 0.343, SLG: 0.423 17 A.J. Ellis, R (9, 2) OBP: 0.342, SLG: 0.379		C FF 94 B CH 86 S CH 85 B FC 87 B FC 89 X FF 96 3-2 ③ L9			C CH 83 B KC 79 B CH 83 F SI 93 F SI 93 B SI 92 X FC 89 3-2 16 G6-3 1B		F SI 94 X CH 83 0-1 ①② G5-4-3 1-2f 2-3	X CU 78 0-0 ③ P6		3 1 0	0 0 0	1 0 0	0 0 0	0 0 0	2 2 0
55 Skip Schumaker, L (1, 9) OBP: 0.329, SLG: 0.340			B FF 92 C SI 93 X SI 94 1-1 ① G5-3			B FF 93 X FF 92 1-0 ① F8	B FF 92 X SI 93 1-0 13 WP 3-H 2B		B SI 93 C SI 93 S CH 82 X CH 84 1-2 14 3B 1B	4	1	2	1	0	0	1
35 Chris Capuano, L (1, 1) OBP: 0.053, SLG: 0.053 56 J.P. Howell, L (5, 1) 16 Andre Ethier, L (5, PH) OBP: 0.354, SLG: 0.399 43 Brandon League, R (6, 1) 13 Hanley Ramirez, R (7, PH) OBP: 0.410, SLG: 0.641 49 Carlos Marmol, R (8, 1) 54 Ronald Belisario, R (9, 1) 9 Dee Strange-Gordon, L (9, PH) OBP: 0.296, SLG: 0.268			F FF 94 C FF 94 S FF 94 0-3 ② K			B SI 94 C SI 94 B SI 94 F FF 94 B FF 94 X SI 94 3-2 ②③ G6-3 1-2f	C SI 93 B FC 89 S CH 83 S CH 83 1-3 ③ K 2-3		F SI 94 S SI 94 S CH 85 0-3 ① K	1 0 1 0 1 1 0 0 1	0 0 0 0 0 0 0 0 0	0 0 0 0 0 0 0 0 0	0 0 0 0 0 0 0 0 0	1 0 0 0 1 0 0 0 0	0 0 1 0 1 0 0 0 0	0 0 1 0 1 0 0 0 0
Inning Stats	R: 0 E: 0 K: 0 S: 11 H: 1 LOB: 1 BB: 0 P: 15	R: 0 E: 0 K: 0 S: 6 H: 0 LOB: 0 BB: 0 P: 12	R: 0 E: 0 K: 1 S: 7 H: 1 LOB: 1 BB: 0 P: 9	R: 0 E: 0 K: 1 S: 13 H: 2 LOB: 2 BB: 0 P: 18	R: 0 E: 0 K: 0 S: 8 H: 1 LOB: 0 BB: 0 P: 15	R: 0 E: 0 K: 1 S: 9 H: 1 LOB: 1 BB: 0 P: 13	R: 1 E: 1 K: 1 S: 9 H: 1 LOB: 1 BB: 1 P: 17	R: 2 E: 0 K: 1 S: 20 H: 2 LOB: 2 BB: 2 P: 35	R: 4 E: 1 K: 1 S: 15 H: 4 LOB: 2 BB: 1 P: 21	1B: 7 2B: 5 3B: 1 HR: 0 SF: 0 SAC: 0 DP: 2 HBP: 0						

	AB	37
	R	7
	H	13
	RBI	6
	BB	4
	SO	6
	LOB	19

WP: 1 PB: 0 SB: 0 CS: 0 PA: 41

PITCHER	IP	WLS	BF	H	R	ER	SO	BB	IBB	HBP	BLK	WP	HR	S	P	ERA	WHIP
14 David Price, L (1, 1) ERA: 3.17	7.0		27	7	1	0	4	1	0	0	0	1	0	63	99	0.00	1.143
57 Jake McGee, L (8, 1) ERA: 4.53	0.2		3	0	1	1	1	1	0	0	0	0	0	13	19	13.50	1.500
52 Josh Lueke, R (8, 1) ERA: 4.5	0.0		2	1	0	0	0	1	0	0	0	0	0	3	9	∞	∞
62 Joel Peralta, R (8, 1) ERA: 3.17	0.1	H	2	1	1	1	0	0	0	0	0	0	0	4	7	27.00	3.000
56 Fernando Rodney, R (9, 1) ERA: 4.24	0.1	L	7	4	4	3	1	0	1	0	0	0	0	15	21	81.00	12.000

PITCHER	IP	WLS	BF	H	R	ER	SO	BB	IBB	HBP	BLK	WP	HR	S	P	ERA	WHIP

Batter	1	2	3	4	5	6	7	8	9	AB	R	H	RBI	BB	SO	LOB
18 Ben Zobrist, S (1, 4) OBP: 0.361, SLG: 0.401	F FF 93 B FF 94 S CU 76 X CU 74 1-2 ① G4-3		B CH 88 C FF 93 B CU 76 X CH 88 2-1 1B		S CH 89 X CU 75 0-1 1-2 1B		B SI 87 B SI 89 B SI 88 C FF 88 X SI 89 3-1 ③ FC6-4 1-2f			4	0	2	0	0	0	1
20 Matt Joyce, L (1, 9) OBP: 0.335, SLG: 0.432 1 Sean Rodríguez, R (8, PH) OBP: 0.335, SLG: 0.381 (8, 9)	B CU 74 C CH 86 S CH 86 F CU 71 F FF 95 B CH 86 F CH 88 X CH 88 2-2 2B		F CU 76 1 SAFE B SI 93 S SI 89 F CU 77 F FF 95 B CH 89 S CU 72 2-3 ③ K		D CH 89 X FF 94 1-0 ② L8			X FF 96 0-0 ① F9		3 1	0 0	1 0	0 0	0 0	1 0	3 0
3 Evan Longoria, R (1, 5) OBP: 0.342, SLG: 0.493	C SI 94 B SI 94 F CH 87 S FF 95 1-3 ② K			B CU 74 F FF 92 S FF 93 B FF 92 B FF 93 F FF 93 X FF 93 3-2 11 FC5-4 2B	C FC 86 C CH 86 S SL 88 0-3 ③ K2-3			C SL 87 B CU 77 S SL 88 F FF 97 B FF 98 F FF 97 X CU 78 2-2 ② G5-3		4	0	1	0	0	2	3
9 Wil Myers, R (1, 8) OBP: 0.384, SLG: 0.518	C FF 94 B SI 94 S FC 86 B FC 87 F SL 88 S FF 96 2-3 ③ K			D SI 94 S SL 88 D FF 88 X FF 94 2-1 ① P2		C CU 72 B CU 71 X FC 87 1-1 ① G1-3		B FF 97 B SL 88 C FF 97 B FF 96 X FF 97 3-1 ③ F8		4	0	0	0	0	1	2
21 James Loney, L (1, 3) OBP: 0.358, SLG: 0.449		X FF 90 0-0 ① F7		B FF 91 B CH 87 B CH 87 F FF 93 C FF 92 B CH 86 4-2 11 FC5-4 BB		B CU 75 C FF 92 F CU 75 F CH 88 C FF 93 1-3 ② K			B FF 96 B FF 97 C FF 96 C SL 87 F SL 89 F FF 97 F CU 77 X CU 79 2-2 ① L3	3	0	0	0	1	1	0
11 Yunel Escobar, R (1, 6) OBP: 0.321, SLG: 0.371		F FF 92 B SI 92 B SI 93 X FC 85 2-1 ② G5-3		B SL 89 B SI 94 C SI 93 X SL 88 2-1 ② FC5-4 1-2f 2-3		B FF 94 B SI 93 S FF 93 C FC 86 F SI 94 F SI 94 B FF 95 C FC 87 3-3 ③ K			S SL 88 B SL 89 B SL 87 F FF 96 S FF 96 2-3 ② K	4	0	0	0	0	2	2
2 Kelly Johnson, L (1, 7) OBP: 0.319, SLG: 0.464		C FF 92 S FF 93 F FF 93 B CU 78 F FF 95 X CU 76 1-2 ③ G4-3		B FF 94 X CH 88 1-0 ③ G1-3			B CU 74 X CU 74 1-0 ① F9		B FF 98 F CH 88 B CU 79 X FF 98 2-1 ③ G4-3	4	0	0	0	0	0	2
28 José Molina, R (1, 2) OBP: 0.308, SLG: 0.314		C FC 83 B CU 73 C FF 92 B SI 93 F SI 93 X FC 85 2-2 ① G6-3			B FF 91 F FC 84 X CU 72 1-1 ① G4-3		S FF 84 B CU 73 B FF 93 X FC 85 2-1 18 FC6-4 1B			3	0	1	0	0	0	0
40 Roberto Hernandez, R (1, 1) 19 Ryan Roberts, R (5, PH) OBP: 0.298, SLG: 0.386 35 Jamey Wright, R (5, 1) 30 Luke Scott, L (7, PH) OBP: 0.336, SLG: 0.435 27 Cesar Ramos, L (7, 1) 52 Josh Lueke, R (8, 1)		C FF 93 C FF 94 B FF 94 C CU 77 1-3 ② K			X FF 92 0-0 18 1B 1B		C SI 87 B KC 80 S KC 81 S KC 81 1-3 ② K			1 1 0 1 0 0	0 0 0 0 0 0	0 1 0 0 0 0	0 0 0 0 0 0	0 0 0 1 0 0	1 0 0 1 0 0	0 0 0 1 0 0
Inning Stats	R: 0 H: 1 E: 0 LOB: 1 K: 2 BB: 0 S: 16 P: 22	R: 0 H: 0 E: 0 LOB: 0 K: 0 BB: 0 S: 8 P: 11	R: 0 H: 1 E: 0 LOB: 1 K: 2 BB: 0 S: 14 P: 21	R: 0 H: 1 E: 0 LOB: 2 K: 0 BB: 1 S: 11 P: 23	R: 0 H: 2 E: 0 LOB: 2 K: 1 BB: 0 S: 9 P: 11	R: 0 H: 0 E: 0 LOB: 0 K: 2 BB: 0 S: 11 P: 16	R: 0 H: 1 E: 0 LOB: 1 K: 1 BB: 0 S: 8 P: 15	R: 0 H: 0 E: 0 LOB: 0 K: 0 BB: 0 S: 8 P: 13	R: 0 H: 0 E: 0 LOB: 0 K: 1 BB: 0 S: 11 P: 17	1B: 4 2B: 2 3B: 0 HR: 0	SF: 0 SAC: 0 DP: 0 HBP: 0			WP: 0 PB: 0 SB: 0 CS: 0	PA: 34	

PITCHER		IP	WLS	BF	H	R	ER	SO	BB	IBB	HBP	BLK	WP	HR	S	P	ERA	WHIP
21 Zack Greinke, R ERA: 3.21	(1, 1)	6.1	W	26	6	0	0	7	1	0	0	0	0	0	72	110	0.00	1.105
56 J.P. Howell, L ERA: 2.05	(7, 1)	0.2		2	0	0	0	1	0	0	0	0	0	0	5	9	0.00	0.000
44 Chris Withrow, R ERA: 2.45	(8, 1)	2.0		6	0	0	0	1	0	0	0	0	0	0	19	30	0.00	0.000

PITCHER	IP	WLS	BF	H	R	ER	SO	BB	IBB	HBP	BLK	WP	HR	S	P	ERA	WHIP

TOP

Tampa Bay Rays @ Los Angeles Dodgers

Dodger Stadium, Los Angeles, CA

Sat Aug 10 2013, 1:08 PM - 4:21 PM PDT

Att. 52,619 - Sunny - 75 F

livebaseballscorecards.com

AB	33
R	0
H	6
RBI	0
BB	1
SO	9
LOB	14

Batter	1	2	3	4	5	6	7	8	9	AB	R	H	RBI	BB	SO	LOB
25 Carl Crawford, L (1, 7) OBP: 0.342, SLG: 0.424	C FF 91 B SL 85 F SL 84 F CH 84 S CH 86 1-3 K ①		B SL 86 X SI 92 1-0 7 1B 1-3 2B		B SI 89 C FC 88 F CU 77 B FC 88 C CU 77 2-3 K ①		F FF 92 X FF 92 0-1 G6-3 ①			4	1	1	0	0	2	0
7 Nick Punto, S (1, 6) OBP: 0.336, SLG: 0.322	B SI 92 F SI 91 B SI 92 X CH 85 2-1 23 HR 1B		B CH 85 C SI 93 F SI 93 B CH 85 F SI 93 B CH 84 X SI 92 3-2 66 G6-4-3 2-H 3-H 1B		B FC 88 B FC 88 B SI 89 B SI 89 4-0 23 G3-1 BB		B FF 92 B FF 92 B FF 93 C FF 92 X FF 94 3-1 L8 ②			3	1	2	2	1	0	0
23 Adrián González, L (1, 3) OBP: 0.344, SLG: 0.459	C SI 92 1 SAFE B CH 86 X CH 85 1-1 1-H HR		B SL 84 1 SAFE C SI 92 X SI 92 1-1 F8 ①		C SI 90 1 SAFE F FC 88 X FC 89 0-2 G3-1 ② 1-2		X FF 93 0-0 66 S 1B			4	1	2	2	0	0	2
66 Yasiel Puig, R (1, 9) OBP: 0.441, SLG: 0.597	F SI 92 B SI 93 B CH 86 F CH 85 B SI 92 S CH 86 3-3 K ②		B SI 91 X SI 92 1-0 G6-4-3 ②③ 1-2f		I IN 79 I IN 79 I IN 78 I IN 78 4-0 IBB		B FF 94 B CH 85 F CH 85 F CH 86 B FF 95 I IN 76 4-2 IBB 1-2			2	0	0	0	2	1	1
16 Andre Ethier, L (1, 8) OBP: 0.353, SLG: 0.397	B SI 92 C SL 86 C SI 93 S SI 93 1-3 K ③			C SI 89 F SI 91 X SI 90 0-2 55 1B 5 1B 17 SF8-3-6-5 1B	C FC 89 X FC 89 0-1 G4-3 ③		C FF 93 X CU 71 0-1 F8 ③			4	1	1	0	0	1	4
5 Juan Uribe, R (1, 5) OBP: 0.322, SLG: 0.388		C SI 91 X SI 93 0-1 G4-3 ①		S SI 91 B FF 89 X CH 83 1-1 55 1B 17 SF8-3-6-5 1-2 1B		X SI 89 0-0 17 G1-4-3 55 1B 1B		C CH 84 B FF 92 B FF 92 S CH 85 S CU 71 2-3 K ①		4	0	2	0	0	1	0
55 Skip Schumaker, L (1, 4) OBP: 0.340, SLG: 0.351		C SI 92 B SI 92 S SL 84 F SI 92 X SI 92 1-2 17 CS 1B		B SL 82 D CH 84 X SI 91 2-0 17 SF8-3-6-5 1-2 2-3 1B		C FC 86 B CH 83 C FC 88 B CU 78 F CH 83 F FC 88 B SI 88 F FC 89 X FC 88 3-2 17 G1-4-3 1-2 1B		C FF 92 X CU 71 0-1 1B		4	0	4	0	0	0	0
17 A.J. Ellis, R (1, 2) OBP: 0.338, SLG: 0.375		C FF 91 X SI 93 0-1 G5-3 ②③ 1-2		B SI 91 S CH 84 F SI 91 B SI 91 X SI 91 2-2 SF8-3-6-5 ①② 1-2 2-H 3-H		C FC 88 X FC 84 0-1 G1-4-3 ①② 1-2f 2-3		C FF 95 T FF 95 B FF 96 T FF 96 1-2 K ②		3	0	0	1	0	1	4
21 Zack Greinke, R (1, 1) OBP: 0.467, SLG: 0.436 56 J.P. Howell, L (7, 1) 44 Chris Withrow, R (8, 1)			F SI 90 B SI 93 B CH 86 C CH 84 F SI 93 B CH 84 F SI 92 B SI 91 4-2 25 2B 7 1B BB	F SI 91 B SI 91 B CH 84 C SI 91 X SI 91 2-2 G5-3 ③		S FC 88 F SI 90 B FF 90 X CU 79 1-2 G4-3 ③		C FF 96 B FF 96 C FF 94 F FF 95 C FF 96 1-3 K ③		2 0 1	1 0 0	0 0 0	0 0 0	1 0 1	0 0 1	2 0 1
Inning Stats	R: 2 E: 0 K: 3 S: 14 H: 2 LOB: 0 BB: 0 P: 22	R: 0 E: 0 K: 0 S: 8 H: 1 LOB: 0 BB: 0 P: 9	R: 2 E: 0 K: 0 S: 12 H: 2 LOB: 0 BB: 1 P: 22	R: 1 E: 0 K: 0 S: 12 H: 3 LOB: 1 BB: 0 P: 19	R: 0 E: 0 K: 1 S: 8 H: 0 LOB: 2 BB: 2 P: 18	R: 0 E: 0 K: 0 S: 12 H: 2 LOB: 1 BB: 0 P: 16	R: 0 E: 0 K: 0 S: 9 H: 1 LOB: 2 BB: 1 P: 16	R: 0 E: 0 K: 3 S: 12 H: 1 LOB: 1 BB: 0 P: 16		1B: 10 2B: 2 3B: 0 HR: 1 SF: 1 SAC: 0 DP: 3 HBP: 0						

PITCHER		IP	WLS	BF	H	R	ER	SO	BB	IBB	HBP	BLK	WP	HR	S	P	ERA	WHIP
40 Roberto Hernandez, R ERA: 4.95	(1, 1)	4.0	L	18	8	5	5	3	1	0	0	0	0	1	46	72	11.25	2.250
35 Jamey Wright, R ERA: 3.28	(5, 1)	2.0		9	2	0	0	1	1	1	0	0	0	0	20	34	0.00	1.500
27 Cesár Ramos, L ERA: 4.4	(7, 1)	1.1		7	2	0	0	1	0	1	0	0	0	0	14	23	0.00	1.500
52 Josh Lueke, R ERA: 4.26	(8, 1)	0.2		2	0	0	0	2	0	0	0	0	0	0	7	9	0.00	0.000

PITCHER	IP	WLS	BF	H	R	ER	SO	BB	IBB	HBP	BLK	WP	HR	S	P	ERA	WHIP

BOTTOM

Tampa Bay Rays @ Los Angeles Dodgers

Dodger Stadium, Los Angeles, CA

Sat Aug 10 2013, 1:08 PM - 4:21 PM PDT

Att. 52,619 - Sunny - 75 F

livebaseballscorecards.com

AB	31
R	5
H	12
RBI	5
BB	4
SO	7
LOB	14

WP: 0	PA: 36		
PB: 0			
SB: 1			
CS: 1			

Tampa Bay Rays @ Los Angeles Dodgers

Dodger Stadium, Los Angeles, CA

Sun Aug 11 2013, 5:08 PM - 7:56 PM PDT

Att. 52,248 - Clear - 76 F

TOP

livebaseballscorecards.com

Batter	1	2	3	4	5	6	7	8	9	AB	R	H	RBI	BB	SO	LOB
1 Sean Rodríguez, R (1, 3) (7, 4) OBP: 0.327, SLG: 0.371	C FF 92 F SL 88 C CU 73 0-3 K		C SL 86 1 SAFE 1 SAFE B FF 93 X SL 85 1-1 G6-4-3 1-2f			B SL 86 C SL 86 X SL 86 1-1 E6 9 G5-4-3		F FF 93 T SL 86 F SL 85 D CU 76 B SL 88 C FF 93 2-3 K		4	0	0	0	0	2	4
9 Wil Myers, R (1, 8) OBP: 0.376, SLG: 0.509	C FF 93 F FF 93 B SL 90 S SL 90 1-3 K			F SL 85 S FF 92 B CU 74 B CU 75 C FF 94 2-3 K		C FF 92 F SL 84 1 SAFE F FF 92 X CU 74 0-2 G5-4-3 1-2f		C SL 85 X FF 93 0-1 SF7 3-H		3	0	0	1	0	2	1
3 Evan Longoria, R (1, 5) OBP: 0.339, SLG: 0.488	B FF 94 X FF 94 1-0 G6-3			C FF 94 B CU 74 C SL 87 B FF 93 S FF 93 2-3 K		C SL 86 F FF 93 B SL 87 B CU 74 S CU 74 2-3 K		C FF 93 X FF 92 0-1 FC5 1-2 2-3f		4	0	0	0	0	2	2
18 Ben Zobrist, S (1, 9) OBP: 0.358, SLG: 0.397		F FF 92 B FF 92 X CH 84 1-1 G6-3		F FF 93 X FF 92 0-1 L8			B FF 91 X FF 92 1-0 F8		C FF 95 C FF 95 X SI 95 0-2 L8	4	0	0	0	0	0	0
11 Yunel Escobar, R (1, 6) OBP: 0.320, SLG: 0.369		S SL 86 B CU 74 B FF 93 C SL 87 T SL 85 2-2 K			B SL 84 C FF 92 X CH 85 1-1 E7 5 3B 1B		B FF 92 S SL 84 C SL 86 F FF 93 B CU 75 X SL 85 2-2 G6-3		C SL 86 X SL 87 0-1 G4-3	4	1	1	0	0	1	0
19 Ryan Roberts, R (1, 4) OBP: 0.298, SLG: 0.381 27 Cesár Ramos, L (7, 1) 20 Matt Joyce, L (9, PH) OBP: 0.334, SLG: 0.431		B FF 94 B FF 94 B FF 93 C FF 92 B FF 94 4-1 BB			C FF 92 X FF 92 0-1 G6-3		C SL 85 X SL 84 0-1 G6-3		C FF 96 F FF 96 B SL 87 C SL 86 1-3 K	2 0 1	0 0 0	0 0 0	0 0 0	1 0 0	0 0 1	1 0 0
59 Jose Lobaton, S (1, 2) OBP: 0.310, SLG: 0.376		1 SAFE F FF 93 X FF 92 0-1 G5-3			C FF 92 X FF 92 0-1 G5-3			F FF 91 B FF 91 B SL 86 B FF 92 B FF 91 4-1 13 E 9 SF7 21 1B BB		2	1	0	0	1	0	2
58 Jeremy Hellickson, R (1, 1) OBP: 0.333, SLG: 0.333 54 Alex Torres, L (4, 1) 5 Sam Fuld, L (5, PH) OBP: 0.283, SLG: 0.302 52 Josh Lueke, R (5, 1) 21 James Loney, L (7, 3) OBP: 0.360, SLG: 0.450			C FF 92 C FF 92 B CU 74 F FF 93 C CU 73 1-3 K		B FF 92 F FF 93 B FF 93 F FF 93 X SL 87 2-2 2-H 3B			B FF 92 S FF 93 X FF 92 1-1 3 FC5 13 E 1-2 1B		1 0 1 0 1	0 0 0 0 0	0 0 1 0 1	0 0 1 0 0	0 0 0 0 0	1 0 0 0 0	0 0 0 0 0
13 Jason Bourgeois, R (1, 7)			X FF 93 0-0 E6 1 G6-4-3		C FF 93 D SL 86 X FF 93 1-1 F8			C FF 93 B SL 83 X SL 87 1-1 E6 3 FC5 1-2 2-3		3	0	0	0	0	0	3

Inning Stats	1	2	3	4	5	6	7	8	9
	R: 0 E: 0 K: 2 S: 7 H: 0 LOB: 0 BB: 0 P: 9	R: 0 E: 0 K: 1 S: 8 H: 0 LOB: 1 BB: 1 P: 15	R: 0 E: 1 K: 1 S: 7 H: 0 LOB: 0 BB: 0 P: 9	R: 0 E: 0 K: 2 S: 8 H: 0 LOB: 0 BB: 0 P: 12	R: 1 E: 1 K: 0 S: 11 H: 2 LOB: 1 BB: 0 P: 15	R: 0 E: 1 K: 1 S: 9 H: 0 LOB: 0 BB: 0 P: 12	R: 0 E: 0 K: 0 S: 7 H: 0 LOB: 0 BB: 0 P: 10	R: 1 E: 1 K: 1 S: 13 H: 1 LOB: 2 BB: 1 P: 21	R: 0 E: 0 K: 1 S: 8 H: 0 LOB: 0 BB: 0 P: 9

1B: 2 SF: 1
2B: 0 SAC: 0
3B: 1 DP: 2
HR: 0 HBP: 0

WP: 0 PA: 33
PB: 0
SB: 0
CS: 0

	AB	30
	R	2
	H	3
	RBI	2
	BB	2
	SO	9
	LOB	13

PITCHER	IP	WLS	BF	H	R	ER	SO	BB	IBB	HBP	BLK	WP	HR	S	P	ERA	WHIP
22 Clayton Kershaw, L (1, 1) ERA: 1.88	8.0	W	30	3	2	1	8	2	0	0	0	0	0	70	103	1.12	0.625
49 Carlos Marmol, R (9, 1) ERA: 5.71	1.0		3	0	0	0	1	0	0	0	0	0	0	8	9	0.00	0.000

PITCHER	IP	WLS	BF	H	R	ER	SO	BB	IBB	HBP	BLK	WP	HR	S	P	ERA	WHIP

Batter	1	2	3	4	5	6	7	8	9	AB	R	H	RBI	BB	SO	LOB
25 Carl Crawford, L (1, 7) OBP: 0.346, SLG: 0.425	X FF 90 0-0 ① F7	B SI 91 B FF 91 C SI 91 B FF 90 X SI 90 3-1 14 2B 1-2 1B		B FF 93 B FF 92 B FC 87 D SI 92 4-0 23 2B 1-2 BB		B FF 94 B FF 95 B FF 95 C FF 95 X FF 95 3-1 14 HR 1B		F FF 90 B CH 83 C SL 85 F FF 92 X CH 84 1-2 ① F8		4	2	2	0	1	0	0
14 Mark Ellis, R (1, 4) OBP: 0.325, SLG: 0.378	C FF 92 B FF 93 F FF 92 F CH 82 X FF 93 1-2 1B	B CH 81 S CH 82 X FF 91 1-1 1-3 2-H 2B		B FC 86 C FF 94 S CH 86 C CH 83 1-3 ② K		B SI 91 B FF 94 X FF 94 2-0 1-H HR		C CH 85 F CH 85 X CH 82 0-2 ② G6-3		5	1	3	3	0	1	2
23 Adrián González, L (1, 3) OBP: 0.343, SLG: 0.460 6 Jerry Hairston, R (8, PH) OBP: 0.314, SLG: 0.331 (9, 3)	C FF 91 X FF 91 0-1 ② F7	C SI 91 F SI 91 F CU 77 X FF 91 0-2 ③ P5		X FF 93 0-0 1-H 2-H 2B		B SL 79 C SL 80 B FS 80 F FF 95 F FS 80 X FS 79 2-2 ② F8		C CU 70 B CH 82 B FF 92 S CH 85 C FF 91 2-3 ③ K		4 1	0 0	1 0	2 0	0 0	0 1	3 0
66 Yasiel Puig, R (1, 9) OBP: 0.442, SLG: 0.598	B FF 92 F CH 83 B FF 91 F CH 83 S FF 92 2-3 ③ K		X CH 80 0-0 16 F9 17 SF8 2B	I IN 62 I I I 4-0 IBB		C SL 79 F FS 80 S FF 96 0-3 ③ K				3	1	1	0	1	2	1
16 Andre Ethier, L (1, 8) OBP: 0.352, SLG: 0.396		C FF 92 F CH 81 F SI 92 X CU 77 0-2 5 SH1-3 22 1B 1B	X CH 80 0-0 ① F9 2-3	C CH 86 F FF 93 B FF 93 B FC 88 F FC 88 F CH 86 B FF 93 S CH 86 3-3 ③ K			C SL 84 B FF 91 F FF 92 X FF 92 1-2 ① G3-1			4	1	1	0	0	1	3
17 A.J. Ellis, R (1, 2) OBP: 0.340, SLG: 0.378		B FF 90 C SI 90 B FF 91 X CH 82 2-1 5 SH1-3 22 1B 1-2 1B	B CU 74 M CH 82 X SI 90 1-1 ② SF8 3-H		F FF 96 X SL 80 0-1 5 G4-6-3 1B		C FF 93 F FF 93 B CU 70 B FF 92 B CH 85 F CH 84 X FF 93 3-2 ② F8			3	1	2	1	0	0	0
5 Juan Uribe, R (1, 5) OBP: 0.322, SLG: 0.388		X CH 82 0-0 ① SH1-3 1-2 2-3	B CU 77 C FF 91 B CU 76 S CH 81 X CH 82 2-2 ③ P3		C SL 80 F FF 95 D FS 82 X FF 96 1-2 ① ② G4-6-3 1-2f		X CH 85 0-0 9 1B 1B			3	0	1	0	0	0	1
9 Dee Strange-Gordon, L (1, 6) OBP: 0.306, SLG: 0.280		F CH 81 B SI 91 P PO 90 F CH 81 S CU 78 2-3 ② K2-3		C FF 92 X FC 86 0-1 22 FC1-6 1B		C SL 80 C FS 80 B FS 82 S FS 80 1-3 ③ K2-3		C FF 91 C FF 93 X FF 92 0-2 1-2 1B		4	0	2	0	0	2	2
22 Clayton Kershaw, L (1, 1) OBP: 0.210, SLG: 0.228 49 Carlos Marmol, R (9, 1)		B FF 91 X CH 80 1-0 25 1B 14 2B 2-H 3-H 1B		B FF 92 M FF 92 1 SAFE 1 SAFE X FF 92 1-1 ① FC1-6 25 BB 23 2B 1-2f		X FF 94 0-0 ① F7	C FF 92 X FF 93 0-1 ③ L5			4 0	2 0	1 0	2 0	0 0	0 0	3 0
Inning Stats	R: 0 E: 0 K: 1 S: 10 H: 1 LOB: 1 BB: 0 P: 13	R: 3 E: 0 K: 1 S: 20 H: 5 LOB: 2 BB: 0 P: 28	R: 1 E: 0 K: 0 S: 7 H: 1 LOB: 0 BB: 0 P: 10	R: 2 E: 0 K: 2 S: 13 H: 2 LOB: 2 BB: 2 P: 26	R: 0 E: 0 K: 1 S: 8 H: 1 LOB: 0 BB: 0 P: 10	R: 2 E: 0 K: 1 S: 11 H: 2 LOB: 0 BB: 0 P: 18	R: 0 E: 0 K: 0 S: 13 H: 2 LOB: 2 BB: 0 P: 17	R: 0 E: 0 K: 1 S: 10 H: 0 LOB: 0 BB: 0 P: 13		1B: 10 2B: 3 3B: 0 HR: 1 SF: 1 SAC: 1 DP: 1 HBP: 0						

BOTTOM

Tampa Bay Rays @ Los Angeles Dodgers

Dodger Stadium, Los Angeles, CA

Sun Aug 11 2013, 5:08 PM - 7:56 PM PDT

Att. 52,248 - Clear - 76 F

livebaseballscorecards.com

AB	35
R	8
H	14
RBI	8
BB	2
SO	7
LOB	15

PITCHER		IP	WLS	BF	H	R	ER	SO	BB	IBB	HBP	BLK	WP	HR	S	P	ERA	WHIP
58 Jeremy Hellickson, R ERA: 4.93	(1, 1)	3.0	L	16	7	4	4	2	0	0	0	0	0	0	37	51	12.00	2.333
54 Alex Torres, L ERA: 1.43	(4, 1)	1.0		7	2	2	2	2	1	1	0	0	0	0	13	26	18.00	3.000
52 Josh Lueke, R ERA: 4.91	(5, 1)	2.0		8	3	2	2	2	0	0	0	0	0	1	19	28	9.00	1.500
27 Cesár Ramos, L ERA: 4.22	(7, 1)	2.0		8	2	0	0	1	0	0	0	0	0	0	23	30	0.00	1.000

PITCHER	IP	WLS	BF	H	R	ER	SO	BB	IBB	HBP	BLK	WP	HR	S	P	ERA	WHIP

Seattle Mariners @ Tampa Bay Rays

Tropicana Field, St. Petersburg, FL

Tue Aug 13 2013, 7:12 PM - 10:24 PM EDT

Att. 13,294 - Dome - 72 F

TOP

livebaseballscorecards.com

Batter	1	2	3	4	5	6	7	8	9	AB	R	H	RBI	BB	SO	LOB
5 Brad Miller, L (1, 6) OBP: 0.329, SLG: 0.439	C FF 92 B FF 94 X FF 93 1-1 HR		B FF 95 C SL 84 B FF 96 F SL 84 X FF 96 2-2 ② P4		B FF 93 S SL 81 C SL 83 B FF 96 X SL 84 2-2 HR	X SI 90 0-0 ② G3		F SI 98 S FF 97 X SI 97 0-2 ③ F8		5	2	2	2	0	0	1
6 Nick Franklin, S (1, 4) OBP: 0.309, SLG: 0.429	B FF 95 F FF 94 B SL 87 C SL 85 F FF 95 F SL 84 C SL 85 2-3 ① K		B FF 94 S CH 85 X CH 87 1-1 ③ G4-3		C FF 96 X CH 87 0-1 ① F8	B CH 85 F CH 85 C FF 91 F CH 86 B SI 87 B SI 92 S CH 86 3-3 ③ K			C SI 94 C CH 83 B SI 98 B CH 83 F CH 84 B CH 84 B SI 98 X CH 85 3-2 ① G6-3	5	0	0	0	0	2	1
15 Kyle Seager, L (1, 5) OBP: 0.355, SLG: 0.468	B FF 96 C SL 84 C SL 83 X FF 97 1-2 ② G4-3			F FF 94 C FF 96 B FF 95 B FF 96 C SL 85 2-3 ① K	C FF 96 H FF 97 1-1 8 G4-3 8 WP HBP		B CU 77 F CU 78 B FF 89 S FF 90 B FS 81 T FF 90 3-2 ① K		B CH 83 C SI 97 B SI 98 F CH 85 C CH 82 2-3 ② K	4	0	0	0	0	3	0
8 Kendrys Morales, S (1, 10) OBP: 0.346, SLG: 0.473	X FF 95 0-0 2B			B SL 84 C SL 82 X FF 95 1-1 ② P4	C FF 96 B SL 86 B SL 85 B CH 85 X SL 84 3-1 ② G4-3 1-3		B FS 80 B CU 79 B FS 81 C FF 91 B CU 80 4-1 28 1B BB		F SI 98 S SI 99 B CH 86 F CH 84 S CH 86 1-3 ③ K	4	0	1	0	1	1	1
28 Raul Ibanez, L (1, 7) OBP: 0.302, SLG: 0.506 55 Michael Saunders, L (7, PR) OBP: 0.322, SLG: 0.392 (7, 7)	C SL 84 S FF 97 S FF 97 0-3 ③ K			C SL 83 B SL 84 X FF 97 1-1 38 2B 17 1B 1B	D FF 95 B FF 95 B SL 84 C FF 95 C SL 84 F SL 84 B SL 85 4-2 BB		C FF 89 S CU 79 F FF 90 F FF 89 B FS 81 F FS 82 F FS 80 X FS 80 1-2 1-3 1B			3 0	1 0	2 0	0 0	1 0	1 0	1 0
38 Michael Morse, R (1, 9) OBP: 0.303, SLG: 0.438		C FF 94 B FF 94 X SL 85 1-1 13 G3-6-3 1B		X FF 96 0-0 17 1B 1-3 2B	C FF 96 F FF 97 B SI 97 S FF 98 1-3 ③ K		C CU 80 F FS 81 F FF 91 F FS 81 S FS 82 0-3 ② K			4	1	2	0	0	2	4
17 Justin Smoak, S (1, 3) OBP: 0.369, SLG: 0.450		C SL 84 S SL 85 C SL 85 0-3 ① K		X FF 96 0-0 13 1B 2-H 3-H 1B	B FF 94 C SL 83 S FF 95 B FF 96 F SL 85 F SL 84 X SL 84 2-2 13 3B 1B		B CU 80 S FS 81 1 SAFE X FS 80 1-1 ③ G3			4	1	2	2	0	1	3
13 Dustin Ackley, L (1, 8) OBP: 0.287, SLG: 0.298		B FF 97 C FF 95 X SL 84 1-1 ②③ G3-6-3 1-2f		C SL 83 B SI 97 X SL 84 1-1 35 FC6-4 1-2 1B		C SI 90 B SL 84 C SI 90 B SI 91 F SI 91 F SL 84 D SI 90 X FF 90 3-2 1-H 3B		B FF 96 C SI 96 B SI 97 C SI 96 F SI 98 F FF 97 B SI 99 X SI 97 3-2 35 G6-4-3 1B		4	0	3	1	0	0	1
35 Humberto Quintero, R (1, 2) OBP: 0.294, SLG: 0.427			C FF 95 B SL 85 C SL 84 X FF 97 1-2 ① L9	F SL 83 F SL 86 B FF 98 X SL 86 1-2 ③ FC6-4 1-2f	C CH 84 D SI 91 F SI 89 B FF 90 F FF 90 S CH 85 2-3 ① K			L SI 97 X FF 97 0-1 ①② G6-4-3 1-2f		4	0	0	0	0	1	4

Inning Stats	1	2	3	4	5	6	7	8	9							
	R: 1 E: 0 K: 2 S: 14	H: 2 LOB: 1 BB: 0 P: 18	R: 0 E: 0 K: 1 S: 7	H: 1 LOB: 0 BB: 0 P: 9	R: 0 E: 0 K: 0 S: 8	H: 0 LOB: 0 BB: 0 P: 12	R: 2 E: 0 K: 1 S: 14	H: 4 LOB: 2 BB: 0 P: 20	R: 1 E: 0 K: 1 S: 14	H: 1 LOB: 2 BB: 1 P: 25	R: 1 E: 0 K: 2 S: 19	H: 2 LOB: 1 BB: 0 P: 29	R: 0 E: 0 K: 2 S: 18	H: 1 LOB: 2 BB: 1 P: 27	R: 0 E: 0 K: 0 S: 10	H: 1 LOB: 0 BB: 0 P: 13	R: 0 E: 0 K: 2 S: 11	H: 0 LOB: 0 BB: 0 P: 17

AB	37
R	5
H	12
RBI	5
BB	2
SO	11
LOB	16

1B: 7 2B: 2 3B: 1 HR: 2	SF: 0 SAC: 0 DP: 2 HBP: 1	WP: 1 PB: 0 SB: 0 CS: 0	PA: 40
---	---	---	---

PITCHER		IP	WLS	BF	H	R	ER	SO	BB	IBB	HBP	BLK	WP	HR	S	P	ERA	WHIP
22 Chris Archer, R ERA: 3.1	(1, 1)	5.0	L	25	9	5	5	5	1	0	1	0	1	2	62	91	9.00	2.000
49 Wesley Wright, L ERA: 3.83	(6, 1)	1.0		4	1	0	0	2	0	0	0	0	0	0	14	22	0.00	1.000
62 Joel Peralta, R ERA: 3.1	(7, 1)	1.0		5	1	0	0	2	1	0	0	0	0	0	18	27	0.00	2.000
57 Jake McGee, L ERA: 4.43	(8, 1)	1.0		3	1	0	0	0	0	0	0	0	0	0	10	13	0.00	1.000
56 Fernando Rodney, R ERA: 4.15	(9, 1)	1.0		3	0	0	0	2	0	0	0	0	0	0	11	17	0.00	0.000

PITCHER	IP	WLS	BF	H	R	ER	SO	BB	IBB	HBP	BLK	WP	HR	S	P	ERA	WHIP

Seattle Mariners @ Tampa Bay Rays

Tropicana Field, St. Petersburg, FL

Tue Aug 13 2013, 7:12 PM - 10:24 PM EDT

Att. 13,294 - Dome - 72 F

livebaseballscorecards.com

BOTTOM

Batter	1	2	3	4	5	6	7	8	9	AB	R	H	RBI	BB	SO	LOB
18 Ben Zobrist, S (1, 4) OBP: 0.359, SLG: 0.411	B FF 91 C CH 80 X FF 92 1-1 HR	B FF 94 C CU 79 X CH 83 1-1 ③ L3			X FF 92 0-0 1-H HR		B SL 79 X FF 89 1-0 ① F8		C CU 76 S CH 86 F FF 95 B CU 77 B CU 77 F FC 90 C FF 95 2-3 ① K	5	2	2	3	0	1	0
20 Matt Joyce, L (1, 9) OBP: 0.335, SLG: 0.429	X FF 92 0-0 9 FC6-4 21 1B 3 1B 1B		B FF 92 S CH 81 S CH 82 X FF 93 1-2 ① G5-3		B CH 81 S CH 80 B FF 92 X CH 80 2-1 ① F8		B SL 79 S SL 81 B FF 92 C SI 92 B SL 82 B SL 82 4-2 3 BB BB		B FF 94 F FC 90 B CU 76 B FC 89 C FC 88 F FC 88 C CU 76 3-3 ② K	4	1	1	0	1	1	0
3 Evan Longoria, R (1, 5) OBP: 0.340, SLG: 0.486	1 SAFE X SL 87 0-0 9 FC6-4 1-2 1B		B CH 82 S SL 87 C FF 92 F CH 81 S FF 95 1-3 ② K		X SL 87 0-0 ② G1-4-3		B CU 84 1 SAFE B SI 94 B CU 84 B FF 94 4-0 21 FC6 1-2 BB		S FC 89 F FC 90 X FF 95 0-2 ③ F8	4	0	1	0	1	1	0
9 Wil Myers, R (1, 8) OBP: 0.368, SLG: 0.497	B SL 86 F FF 93 F SL 86 X FF 93 1-2 ① FC6-4 21 1B 1-2f 2-3		B SL 89 C FF 94 B SL 88 F SL 87 C FF 96 2-3 ③ K		B FF 93 F SL 88 X SL 88 1-1 ③ F8		B FF 94 F FF 93 F FF 93 S FF 93 1-3 ② K			4	0	0	0	0	2	4
21 James Loney, L (1, 3) OBP: 0.359, SLG: 0.448	C CU 78 B CH 81 X CH 80 1-1 1-2 3-H 1B			C FF 91 C FF 91 F FF 92 B CU 79 F CH 80 F FF 94 C SL 87 1-3 ① K	C CH 82 X SI 93 0-1 ① G6-3		B FF 94 C CU 84 X FF 93 1-1 ③ FC6 1-2f			4	0	1	1	0	1	2
11 Yunel Escobar, R (1, 6) OBP: 0.322, SLG: 0.369	C FF 94 F SL 87 F SL 87 B FF 93 S SL 86 1-3 ② K			X FF 93 0-0 1B	F SL 88 B SL 88 B SL 88 B FF 94 B SL 88 4-1 30 1B BB			F FF 92 X CU 82 0-1 ① F8		3	0	1	0	1	1	2
30 Luke Scott, L (1, 10) OBP: 0.338, SLG: 0.434 13 Jason Bourgeois, R (8, PR) (9, 10)	B CH 82 S CH 80 B FF 93 F CH 81 F FF 94 S SL 86 2-3 ③ K			F CH 80 S FF 91 F FF 92 X SL 86 0-2 ② F7	B SL 80 F FF 92 B SL 79 F SL 78 X SI 93 2-2 1-2 1B			B CU 84 S SI 92 B CU 84 B CU 84 B CU 84 4-1 5 G6-3 BB		3 0	0 0	1 0	0 0	1 0	1 0	3 0
59 Jose Lobaton, S (1, 2) OBP: 0.306, SLG: 0.371 5 Sam Fuld, L (8, PH) OBP: 0.281, SLG: 0.300 (9, 7)		F FF 92 B FF 91 C SI 91 B FF 93 X CU 79 2-2 ① P6		B FF 93 1 SAFE F CU 76 F SI 93 S FF 93 1-3 ③ K		F FF 93 S SL 81 S SL 81 0-3 ② K		C FF 92 1 SAFE 1 SAFE X FF 92 0-1 ② G6-3 1-2		3 1	0 0	0 0	0 0	0 0	2 0	3 1
2 Kelly Johnson, L (1, 7) OBP: 0.318, SLG: 0.461 28 José Molina, R (9, 2) OBP: 0.308, SLG: 0.314		C FF 93 C FF 94 B FF 94 B CU 80 F FF 94 B SL 88 F CH 81 C SI 94 3-3 ② K			X CU 75 0-0 18 HR 1B	B SL 82 C FF 93 D SI 92 C SL 81 C SL 81 2-3 ③ K		C SI 92 D CU 84 F FF 92 X CU 84 1-2 ③ G4-3		4 0	1 0	1 0	0 0	0 0	2 0	4 0
Inning Stats	R: 2 E: 0 K: 2 S: 17 H: 4 LOB: 2 BB: 0 P: 23	R: 0 E: 0 K: 1 S: 10 H: 0 LOB: 0 BB: 0 P: 16	R: 0 E: 0 K: 2 S: 10 H: 0 LOB: 0 BB: 0 P: 14	R: 0 E: 0 K: 2 S: 14 H: 1 LOB: 1 BB: 0 P: 16	R: 2 E: 0 K: 0 S: 7 H: 2 LOB: 0 BB: 0 P: 10	R: 0 E: 0 K: 2 S: 12 H: 1 LOB: 2 BB: 1 P: 20	R: 0 E: 0 K: 1 S: 8 H: 0 LOB: 2 BB: 2 P: 19	R: 0 E: 0 K: 2 S: 8 H: 0 LOB: 2 BB: 1 P: 13	R: 0 E: 0 K: 2 S: 12 H: 0 LOB: 0 BB: 0 P: 17	1B: 6 2B: 0 3B: 0 HR: 2	SF: 0 SAC: 0 DP: 0 HBP: 0					WP: 0 PB: 0 SB: 0 CS: 0	PA: 39

PITCHER	IP	WLS	BF	H	R	ER	SO	BB	IBB	HBP	BLK	WP	HR	S	P	ERA	WHIP
50 Erasmo Ramírez, R (1, 1) ERA: 7.06	5.1	W	24	7	4	4	7	1	0	0	0	0	2	61	86	6.75	1.500
59 Oliver Pérez, L (6, 1) ERA: 3.02	1.0	H	5	1	0	0	2	1	0	0	0	0	0	12	21	0.00	2.000
31 Yoervis Medina, R (7, 1) ERA: 2.59	1.2	H	7	0	0	0	1	2	0	0	0	0	0	13	24	0.00	1.200
40 Danny Farquhar, R (9, 1) ERA: 4.7	1.0	S	3	0	0	0	2	0	0	0	0	0	0	12	17	0.00	0.000

PITCHER	IP	WLS	BF	H	R	ER	SO	BB	IBB	HBP	BLK	WP	HR	S	P	ERA	WHIP

AB	35
R	4
H	8
RBI	4
BB	4
SO	12
LOB	19

Batter	1	2	3	4	5	6	7	8	9	AB	R	H	RBI	BB	SO	LOB
5 Brad Miller, L (1, 6) OBP: 0.328, SLG: 0.447	C SI 90 B SI 91 B SI 91 F SI 92 F SI 92 F SI 92 X SI 92 2-2 ① P3		C KC 77 C KC 79 F SI 92 B FF 93 F SI 93 B KC 80 X SI 93 2-2 ② F8		F SI 91 F SI 92 F SI 94 B SI 93 F SI 93 X SI 94 1-2 1-H 2-H 6 2B 3B		C SI 91 B KC 80 F KC 77 F FC 86 F SI 91 F FC 86 B SI 93 S CH 82 2-3 ② K			4	1	1	2	0	1	0
6 Nick Franklin, S (1, 4) OBP: 0.309, SLG: 0.430	F SI 92 C KC 77 X SI 92 0-2 ② G6-3		B CH 83 X CH 83 1-0 ③ G5-3		B SI 92 C FC 88 X CH 83 1-1 3-H 2B		C FC 86 S KC 78 X SI 93 0-2 ③ F8			4	0	1	1	0	0	0
15 Kyle Seager, L (1, 5) OBP: 0.354, SLG: 0.465	H SI 91 1-0 8 WP 8 S 8 1B HBP			C KC 78 C SI 92 S KC 79 0-3 ① K	S SI 92 B KC 80 X KC 80 1-1 ③ F8			C SI 96 B SL 84 B SI 90 X SI 96 2-1 ① P5		3	1	0	0	0	1	1
8 Kendrys Morales, S (1, 10) OBP: 0.347, SLG: 0.473	S CH 83 1 SAFE S CH 83 B FC 89 B CH 83 F CH 83 B CH 84 X SI 93 3-2 1-H 1B			C SI 93 B FC 87 C FC 86 X KC 78 1-2 ② G1-3		C KC 77 B CH 81 F CH 81 F FC 86 S KC 78 1-3 ① K		B FF 97 S SI 96 X SI 96 1-1 1B		4	0	2	1	0	1	0
38 Michael Morse, R (1, 9) OBP: 0.299, SLG: 0.431 9 Endy Chavez, L (8, 9) OBP: 0.292, SLG: 0.335	C FC 87 B SI 92 B FC 89 B CH 83 F CH 83 F CH 83 C FC 88 3-3 ③ K			X CH 82 0-0 ③ F9		C KC 77 S FF 92 X SI 93 0-2 ② G4-3		F SI 97 S SI 96 B SI 96 F SI 97 B FF 97 S SI 97 2-3 ② K		4 0	0 0	0 0	0 0	0 0	2 0	2 0
17 Justin Smoak, S (1, 3) OBP: 0.367, SLG: 0.448		X SI 91 0-0 ① G5-3			B CH 81 B CH 81 C SI 90 X FC 86 2-1 ① L8	C SI 92 C SI 92 X KC 79 0-2 55 E 1B		F SI 97 B SI 98 B SI 97 F SI 96 X SI 98 2-2 ③ F8		4	0	1	0	0	0	1
55 Michael Saunders, L (1, 7) OBP: 0.318, SLG: 0.387		C SI 91 S SI 91 C SI 92 0-3 ② K			S KC 78 X SI 91 0-1 ② G4-3	C SI 93 F SI 92 B SI 93 B KC 79 F KC 79 X SI 93 2-2 1-3 E7			X CU 76 0-0 ① B5-3	4	0	0	0	0	1	1
13 Dustin Ackley, L (1, 8) OBP: 0.286, SLG: 0.295		C KC 78 C SI 92 F FF 93 F SI 93 B SI 93 S KC 79 1-3 ③ K			C SI 92 C SI 92 B SI 94 B KC 79 B KC 79 B SI 93 4-2 35 1B 5 3B BB	C SI 92 C SI 93 C SI 94 0-3 ③ K			B FS 77 C FF 87 F FS 78 B FS 80 F FF 87 C FF 88 2-3 ② K	3	1	0	0	1	3	2
35 Humberto Quintero, R (1, 2) OBP: 0.292, SLG: 0.420			X SI 91 0-0 ① F8		S CH 82 1 SAFE 1 SAFE 1 SAFE B FC 86 C FC 87 X FC 88 1-2 1-2 5 3B 1B		B SI 90 B CH 80 B SI 90 C SI 89 X SI 91 3-1 ① G6-3		X FF 88 0-0 ③ P4	4	1	1	0	0	0	0
Inning Stats	R: 1 E: 0 K: 1 S: 16 H: 1 LOB: 1 BB: 0 P: 25	R: 0 E: 0 K: 2 S: 9 H: 0 LOB: 0 BB: 0 P: 10	R: 0 E: 0 K: 0 S: 7 H: 0 LOB: 0 BB: 0 P: 10	R: 0 E: 0 K: 1 S: 7 H: 0 LOB: 0 BB: 0 P: 8	R: 3 E: 0 K: 0 S: 18 H: 3 LOB: 1 BB: 1 P: 28	R: 0 E: 1 K: 2 S: 17 H: 1 LOB: 2 BB: 0 P: 20	R: 0 E: 0 K: 1 S: 11 H: 0 LOB: 0 BB: 0 P: 16	R: 0 E: 0 K: 1 S: 11 H: 1 LOB: 1 BB: 0 P: 18	R: 0 E: 0 K: 1 S: 6 H: 0 LOB: 0 BB: 0 P: 8	1B: 4 2B: 1 3B: 1 HR: 0 SF: 0 SAC: 0 DP: 0 HBP: 1						

PITCHER		IP	WLS	BF	H	R	ER	SO	BB	IBB	HBP	BLK	WP	HR	S	P	ERA	WHIP
14 David Price, L ERA: 3.28	(1, 1)	7.0		29	5	4	4	7	1	0	1	0	1	0	85	117	5.14	0.857
57 Jake McGee, L ERA: 4.34	(8, 1)	1.0		4	1	0	0	1	0	0	0	0	0	0	11	18	0.00	1.000
62 Joel Peralta, R ERA: 3.04	(9, 1)	1.0	W	3	0	0	0	1	0	0	0	0	0	0	6	8	0.00	0.000

PITCHER	IP	WLS	BF	H	R	ER	SO	BB	IBB	HBP	BLK	WP	HR	S	P	ERA	WHIP

TOP

Seattle Mariners @ Tampa Bay Rays

Tropicana Field, St. Petersburg, FL

Wed Aug 14 2013, 7:14 PM - 10:37 PM EDT

Att. 14,910 - Dome - 72 F

livebaseballscorecards.com

AB	34
R	4
H	6
RBI	4
BB	1
SO	9
LOB	7

1B: 4	SF: 0	WP: 1	PA: 36
2B: 1	SAC: 0	PB: 0	
3B: 1	DP: 0	SB: 1	
HR: 0	HBP: 1	CS: 0	

Batter	1	2	3	4	5	6	7	8	9	AB	R	H	RBI	BB	SO	LOB
18 Ben Zobrist, S (1, 4) (7, 9) (9, 4) OBP: 0.357, SLG: 0.413	B FF 88 B CH 82 C CH 83 B FF 90 X CH 84 3-1 ① P6		F CH 84 C CU 74 B SL 80 X FF 90 1-2 ③ G4-3		B CU 73 C CH 83 C CH 83 B SI 90 S CH 83 2-3 ② K		B SL 79 B SI 91 B FF 91 C FF 91 F FF 92 F FF 92 X SI 92 3-2 ① G5-3		C CU 74 B CH 86 B FC 91 X FC 90 2-1 20 1B 3B	5	1	1	0	0	1	1
20 Matt Joyce, L (1, 9) (7, 7) (9, 9) OBP: 0.336, SLG: 0.428	X FF 90 0-0 ② P6			B CH 81 B CH 82 F FF 88 C CH 83 X SI 91 2-2 3 BB 21 1B 1B	F CH 83 C CH 83 B CH 84 X FF 91 1-2 ③ F7		X FF 92 0-0 ② G1-3		C CH 86 C CU 77 X FF 94 0-2 3 2B 13 1B 3-H 1B	5	2	2	1	0	0	1
3 Evan Longoria, R (1, 5) OBP: 0.345, SLG: 0.492	C FF 89 B SL 81 B CH 85 F CH 84 B SL 81 B CH 84 4-2 BB			C SL 81 B CH 84 C SL 81 B SL 81 F CH 84 F FF 92 B FF 91 B SL 84 4-2 21 1B 1-2 BB		C FF 86 B CH 82 B CH 83 X FF 88 2-1 9 HR 2B	S SI 92 F FF 94 B CU 82 S CU 83 1-3 ③ K		B FC 89 X FC 90 1-0 13 1B 1-3 2B	3	1	2	0	2	1	0
9 Wil Myers, R (1, 8) OBP: 0.369, SLG: 0.508	B FF 90 B FF 91 F FF 92 F FF 91 F FF 92 S SL 81 2-3 ③ K			X FF 91 0-0 ① P3		X FF 89 0-0 2-H HR		B CU 84 C SI 92 F FF 92 S CU 83 1-3 ① K	I IN 46 I IN 46 I I IN 49 4-0 13 1B IBB	4	1	1	2	1	2	3
21 James Loney, L (1, 3) OBP: 0.362, SLG: 0.450 13 Jason Bourgeois, R (8, PR) OBP: 0.167, SLG: 0.167 (9, 7)		C FF 88 X SI 88 0-1 ① G1-3		B SI 90 C SI 91 F SI 90 X SL 81 1-2 1-2 2-H 1B		C CH 83 F FF 88 F SI 89 B FF 89 B CU 73 X SI 89 2-2 28 F9 11 1B 1B		B SI 93 B SI 92 B SI 93 C FF 92 B FF 92 4-1 28 BB 11 BB BB	C FC 89 X FC 90 0-1 1-2 2-3 3-H 1B	3	0	2	1	1	0	0
11 Yunel Escobar, R (1, 6) OBP: 0.324, SLG: 0.369		S SL 81 B SI 89 B SL 81 B SL 81 X SI 90 3-1 ② L3		F FF 90 B SL 80 S SL 81 B SL 81 F FF 89 S SL 82 2-3 ② K		S SL 79 B FF 90 D SL 81 A SAFE C SI 90 B SL 82 X FF 91 3-2 1-2 1B		F FF 93 1 SAFE B FF 92 1 SAFE 1 SAFE B FF 92 B FF 93 B FF 92 4-1 28 BB 1-2 BB		1	0	1	0	0	0	0
30 Luke Scott, L (1, 10) OBP: 0.336, SLG: 0.430 1 Sean Rodríguez, R (6, PH) OBP: 0.325, SLG: 0.368 (7, 10) 5 Sam Fuld, L (8, PH) OBP: 0.279, SLG: 0.298 (9, 10)		C SL 81 B FF 90 C CH 84 S SL 82 1-3 ③ K		B CH 83 F CH 83 F SL 81 X SL 80 1-2 ③ F7		B FF 92 F SI 91 F SL 80 S FF 92 1-3 ① K		X SI 92 0-0 ② P5	2 0 0 0 0 1 2 1 0 0 0 0 1 2 1 0 0 0 0 0 2							
28 José Molina, R (1, 2) OBP: 0.312, SLG: 0.314			C FF 88 B SL 79 F SL 80 F FF 90 S SL 80 1-3 ① K		B SL 78 F FF 87 F FF 87 F SL 79 B FF 89 F FF 89 X CH 83 2-2 1B	S CH 88 B SI 92 D SI 88 S FF 93 X SL 81 2-2 ② F9 2-3		D CU 83 B SI 92 C FF 92 B SI 92 B SI 92 4-1 1-2 2-3 BB	3	0	1	0	1	1	2
2 Kelly Johnson, L (1, 7) OBP: 0.316, SLG: 0.458 19 Ryan Roberts, R (6, PH) OBP: 0.295, SLG: 0.377 (7, 4) (9, 3)			F CH 84 F FF 89 X FF 90 0-2 ② F7		X CH 83 0-0 ① F8	B SL 80 F FF 92 B FF 92 S FF 93 F FF 92 B FF 92 S FF 92 3-3 ③ K		S CU 83 S CU 84 D CU 83 F FF 93 S CU 84 1-3 ③ K	2 0 0 0 0 0 1 2 0 0 0 0 2 5							
Inning Stats	R: 0 E: 0 K: 1 S: 9 H: 0 LOB: 1 BB: 1 P: 18	R: 0 E: 0 K: 1 S: 7 H: 0 LOB: 0 BB: 0 P: 11	R: 0 E: 0 K: 1 S: 10 H: 0 LOB: 0 BB: 0 P: 12	R: 1 E: 0 K: 1 S: 18 H: 2 LOB: 2 BB: 1 P: 28	R: 0 E: 0 K: 1 S: 12 H: 1 LOB: 1 BB: 0 P: 17	R: 2 E: 0 K: 2 S: 21 H: 4 LOB: 2 BB: 0 P: 34	R: 0 E: 0 K: 1 S: 8 H: 0 LOB: 0 BB: 0 P: 12	R: 0 E: 0 K: 2 S: 11 H: 0 LOB: 3 BB: 3 P: 25	R: 2 E: 0 K: 0 S: 8 H: 4 LOB: 3 BB: 1 P: 15	1B: 7 2B: 2 3B: 1 HR: 1	SF: 0 SAC: 0 DP: 0 HBP: 0		WP: 0 PB: 0 SB: 0 CS: 0	PA: 41			

PITCHER	IP	WLS	BF	H	R	ER	SO	BB	IBB	HBP	BLK	WP	HR	S	P	ERA	WHIP
39 Aaron Harang, R (1, 1) ERA: 5.77	5.0		24	7	3	3	5	2	0	0	0	0	1	66	103	5.40	1.800
41 Charlie Furbush, L (6, 1) ERA: 3.19	1.2	H	5	0	0	0	2	0	0	0	0	0	0	16	25	0.00	0.000
31 Yoervis Medina, R (7, 1) ERA: 2.52	1.1	H	7	0	0	0	3	3	0	0	0	0	0	14	29	0.00	2.250
40 Danny Farquhar, R (9, 1) ERA: 5.17	0.0	L	5	4	2	2	0	0	1	0	0	0	0	8	15	∞	∞

PITCHER	IP	WLS	BF	H	R	ER	SO	BB	IBB	HBP	BLK	WP	HR	S	P	ERA	WHIP

BOTTOM

Seattle Mariners @ Tampa Bay Rays

Tropicana Field, St. Petersburg, FL

Wed Aug 14 2013, 7:14 PM - 10:37 PM EDT

Att. 14,910 - Dome - 72 F

livebaseballscorecards.com

AB	35
R	5
H	11
RBI	5
BB	6
SO	10
LOB	21

Seattle Mariners @ Tampa Bay Rays

Tropicana Field, St. Petersburg, FL

Thu Aug 15 2013, 7:13 PM - 10:12 PM EDT

Att. 13,299 - Dome - 72 F

TOP

livebaseballscorecards.com

Batter	1	2	3	4	5	6	7	8	9	AB	R	H	RBI	BB	SO	LOB
5 Brad Miller, L (1, 6) OBP: 0.326, SLG: 0.439	F FF 92 B KC 81 X CH 86 1-1 ① L3		F SI 92 X CH 85 0-1 ③ G4-3		D CH 85 B KC 79 C KC 79 C SI 91 F FF 92 D CH 86 D KC 80 4-2 1-2 2-3 BB			S FC 84 X CH 83 0-1 ① G4-3		3	0	0	0	1	0	0
6 Nick Franklin, S (1, 4) OBP: 0.308, SLG: 0.427	C FF 92 F SI 92 B FF 93 F CH 86 F FF 93 F CH 86 S KC 82 1-3 ② K			C KC 77 T KC 81 B FF 91 S KC 81 1-3 ① K2-3	F KC 80 F FF 92 B SI 92 B CH 86 D CH 85 S CH 86 3-3 ③ K			C FC 86 X CH 82 0-1 1B		4	0	1	0	0	3	3
15 Kyle Seager, L (1, 5) OBP: 0.351, SLG: 0.461	B KC 80 C FF 92 B CH 86 X KC 80 2-1 ③ F8			C KC 80 F CH 86 B KC 81 F CH 87 B SI 92 S SI 91 2-3 ② K		X FF 91 0-0 ① F8		F FC 86 B SI 88 F FC 87 S CU 77 1-3 ② K		4	0	0	0	0	2	1
8 Kendrys Morales, S (1, 10) OBP: 0.348, SLG: 0.472		B KC 80 B FF 92 F FF 92 B CH 87 S CH 84 X FF 92 3-2 ① F8		X KC 80 0-0 1B		B SI 93 F SI 92 B FC 84 F CH 84 B CH 84 B CH 85 4-2 BB		B CH 82 F CH 83 D CH 84 F FC 87 S CU 77 2-3 ③ K		3	0	1	0	1	1	1
28 Raul Ibanez, L (1, 7) OBP: 0.304, SLG: 0.514		C FF 91 B KC 80 B FF 92 B CH 86 X FF 92 3-1 HR		F CH 86 S KC 82 X FF 91 0-2 ③ L5		C SI 92 S CH 84 B SI 93 B FC 87 B CH 85 F CH 85 S CH 83 3-3 ② K			B FF 90 F FF 90 X SL 83 1-1 17 G5-4-3 1B	4	1	2	1	0	1	2
17 Justin Smoak, S (1, 3) OBP: 0.363, SLG: 0.442		C CH 87 B FF 92 X CH 85 1-1 ② G4-3			B KC 79 B CH 85 S FF 92 F CH 86 B FF 92 X CH 87 3-2 ① L9	F CH 85 F FF 93 X FF 94 0-2 ③ G4-3			C SI 90 X CH 86 0-1 ① ② G5-4-3 1-2f	4	0	0	0	0	0	2
55 Michael Saunders, L (1, 9) OBP: 0.314, SLG: 0.382		B FF 92 C FF 92 B CH 87 C CH 86 B CH 86 S CH 84 3-3 ③ K			F FF 92 B KC 81 S CH 86 S KC 82 1-3 ② K		X SI 86 0-0 ① G4-3		B FF 90 X FF 90 1-0 ③ F8	4	0	0	0	0	2	0
13 Dustin Ackley, L (1, 8) OBP: 0.287, SLG: 0.299			C FF 91 B FF 91 X CH 84 1-1 ① G5-3		B SI 92 C SI 91 F CH 86 B SI 92 X KC 81 2-2 5 BB 2B		B FC 85 C FC 85 B CH 82 F FC 85 B CU 76 X FC 86 3-2 ② F7			3	0	1	0	0	0	0
33 Henry Blanco, R (1, 2) OBP: 0.269, SLG: 0.313			F FF 91 X SI 92 0-1 ② G5-3		B KC 79 C SI 91 D CH 85 B FF 90 B FF 90 4-1 5 BB BB		C FC 86 F SL 81 B CH 84 F CU 78 T SL 82 1-2 ③ K			2	0	0	0	1	1	0
Inning Stats	R: 0 E: 0 K: 1 S: 10 H: 0 LOB: 0 BB: 0 P: 14	R: 1 E: 0 K: 1 S: 10 H: 1 LOB: 0 BB: 0 P: 20	R: 0 E: 0 K: 0 S: 6 H: 0 LOB: 0 BB: 0 P: 7	R: 0 E: 0 K: 2 S: 11 H: 1 LOB: 1 BB: 0 P: 14	R: 0 E: 0 K: 2 S: 16 H: 1 LOB: 3 BB: 2 P: 33	R: 0 E: 0 K: 1 S: 10 H: 0 LOB: 1 BB: 1 P: 17	R: 0 E: 0 K: 1 S: 8 H: 0 LOB: 0 BB: 0 P: 12	R: 0 E: 0 K: 2 S: 10 H: 1 LOB: 1 BB: 0 P: 13	R: 0 E: 0 K: 0 S: 5 H: 1 LOB: 0 BB: 0 P: 7	1B: 3 2B: 1 3B: 0 HR: 1 SF: 0 SAC: 0 DP: 1 HBP: 0						

	AB	31
	R	1
	H	5
	RBI	1
	BB	3
	SO	10
	LOB	9

WP: 0 PB: 0 SB: 0 CS: 0 PA: 34

PITCHER		IP	WLS	BF	H	R	ER	SO	BB	IBB	HBP	BLK	WP	HR	S	P	ERA	WHIP
53 Alex Cobb, R ERA: 2.94	(1, 1)	5.0	W	20	3	1	1	6	2	0	0	0	0	1	53	88	1.80	1.000
54 Alex Torres, L ERA: 1.4	(6, 1)	1.0		4	0	0	0	1	1	0	0	0	0	0	10	17	0.00	1.000
35 Jamey Wright, R ERA: 3.16	(7, 1)	2.0		7	1	0	0	3	0	0	0	0	0	0	18	25	0.00	0.500
49 Wesley Wright, L ERA: 3.74	(9, 1)	1.0		3	1	0	0	0	0	0	0	0	0	0	5	7	0.00	1.000

PITCHER	IP	WLS	BF	H	R	ER	SO	BB	IBB	HBP	BLK	WP	HR	S	P	ERA	WHIP

BOTTOM

Seattle Mariners @ Tampa Bay Rays

Tropicana Field, St. Petersburg, FL

Thu Aug 15 2013, 7:13 PM - 10:12 PM EDT

Att. 13,299 - Dome - 72 F

Batter	1	2	3	4	5	6	7	8	9	AB	R	H	RBI	BB	SO	LOB
1 Sean Rodríguez, R (1, 9) (8, 7) OBP: 0.327, SLG: 0.369	B FF 88 B FF 87 X FF 87 2-0 F7 ①		D CH 82 S CH 82 X FF 91 1-1 9 1B 1-2 1B		1 SAFE B CH 80 B CH 81 S FF 88 B FF 88 F CH 82 F FF 90 F CH 81 F SL 84 3-2 X CH 81 1-2 9 2B 1B	B FF 95 C SL 86 B CU 76 F FF 95 S SL 87 2-3 K ③		C SL 85 X FF 96 0-1 F9 ②	5	1	2	0	0	1	1
9 Wil Myers, R (1, 10) OBP: 0.379, SLG: 0.525	X CH 80 0-0 G6-3 ②		C CH 82 B CH 82 B SI 90 B CH 83 X FF 90 3-1 1-3 2-H 1B		B CH 80 C SL 84 D CU 74 X CH 81 2-1 1-H 2-H 3 HR 2B		T SL 84 F CU 74 H SL 94 1-2 3 1B 11 1B HBP	F FF 96 B FF 97 S SL 83 B SL 84 F FF 96 X SL 85 2-2 1-H 2B		4	2	3	4	0	0	0
3 Evan Longoria, R (1, 5) OBP: 0.345, SLG: 0.498	B CU 72 C CH 81 B CU 71 X FF 90 2-1 G4-3 ③		B FF 91 D FF 91 C FF 90 X CU 76 2-1 G5-3 ②		X CU 73 0-0 2-H HR		B FF 95 B SL 84 C FF 94 S SL 88 X FF 96 2-2 11 1B 1-2 1B	C FF 97 C FF 96 S FF 97 0-3 K ③		5	1	2	2	0	1	3
18 Ben Zobrist, S (1, 4) OBP: 0.356, SLG: 0.410		B CU 70 B CH 80 C CH 80 C FF 89 X SL 81 2-2 P3 ①	B FF 91 B CH 83 F FF 91 F CU 75 B SI 91 D SL 82 4-2 BB		B SI 89 B SL 83 F CH 82 X FF 90 2-1 F9 ①		C CH 85 D CU 73 F SL 85 B FF 94 F CU 75 F FF 94 B FF 95 X FF 94 3-2 F7 ①			3	0	0	0	1	0	2
11 Yunel Escobar, R (1, 6) OBP: 0.325, SLG: 0.370		B CH 80 B CH 81 X FF 90 2-0 G4-3 ②	B CU 75 D CH 83 X CH 83 2-0 P6 ③		C CU 74 B FF 90 B SL 84 C SL 84 F SL 81 B SL 82 F CH 82 X FF 91 3-2 1B		B SL 86 B FF 95 C SL 86 X SL 87 2-1 1-2 2-H 1B			4	0	2	1	0	0	3
13 Jason Bourgeois, R (1, 7) OBP: 0.222, SLG: 0.125 20 Matt Joyce, L (7, PH) OBP: 0.335, SLG: 0.427 (8, 9)		C CU 71 B FF 90 B CH 82 B CH 82 B SI 89 4-1 BB		C CH 81 B FF 89 B CU 75 B FF 90 C FF 89 F FF 90 X FF 91 3-2 F9 ①	D SL 86 C FF 94 F SL 88 S CU 74 1-3 K ②		C SL 83 B CU 73 C CU 76 B CU 76 S SL 88 2-3 K ②			2 1	0 0	0 0	0 0	1 0	1 1	1 2
21 James Loney, L (1, 3) OBP: 0.359, SLG: 0.445		B SI 88 F FF 88 C FF 90 1 SAFE B FF 90 F SL 82 X CU 75 2-2 F9 ③		B SL 83 X FF 90 1-0 G5-3 ②	S FF 94 B CU 73 B FF 94 F SL 86 F FF 96 F CU 76 F CU 75 F FF 96 X FF 94 2-2 F8 ③		B CU 75 F CH 86 C FF 94 F CU 76 X SL 84 1-2 F7 ③			4	0	0	0	0	0	4
59 Jose Lobaton, S (1, 2) OBP: 0.309, SLG: 0.370			B FF 89 B CH 82 B FF 89 C FF 88 B FF 89 4-1 5 FC3-6 BB	X FF 91 0-0 G5-3 ③		B FF 93 F CH 85 X SL 94 1-1 G3 ①		B SI 95 X FF 94 1-0 9 2B 1B		3	1	1	0	1	0	0
5 Sam Fuld, L (1, 8) OBP: 0.278, SLG: 0.296			B CH 81 L FF 89 F SI 89 X FF 89 1-2 FC3-6 1 1B 9 1B 1-2f ①		B SL 80 B SI 88 C FF 88 T FF 88 X SL 82 2-2 1 1B 9 2B 1B	B CH 92 B CH 86 C FF 93 C SL 87 B CU 77 C SL 86 3-3 K ②		C FF 94 B CH 87 X CH 87 1-1 P6 ①		4	2	1	0	0	1	2
Inning Stats	R: 0 E: 0 K: 0 S: 4 H: 0 LOB: 0 BB: 0 P: 8	R: 0 E: 0 K: 0 S: 9 H: 0 LOB: 1 BB: 1 P: 19	R: 1 E: 0 K: 0 S: 13 H: 2 LOB: 3 BB: 2 P: 30	R: 0 E: 0 K: 0 S: 6 H: 0 LOB: 0 BB: 0 P: 10	R: 4 E: 0 K: 1 S: 29 H: 5 LOB: 1 BB: 0 P: 44	R: 0 E: 0 K: 2 S: 8 H: 0 LOB: 0 BB: 0 P: 14	R: 1 E: 0 K: 1 S: 19 H: 2 LOB: 2 BB: 0 P: 30	R: 1 E: 0 K: 1 S: 12 H: 2 LOB: 1 BB: 0 P: 16		1B: 8 2B: 2 3B: 0 HR: 1 SF: 0 SAC: 0 DP: 0 HBP: 1						

livebaseballscorecards.com

AB	35
R	7
H	11
RBI	7
BB	3
SO	5
LOB	18

WP: 0 PB: 0 SB: 0 CS: 0 PA: 39

PITCHER		IP	WLS	BF	H	R	ER	SO	BB	IBB	HBP	BLK	WP	HR	S	P	ERA	WHIP
23 Joe Saunders, L ERA: 4.86	(1, 1)	4.1	L	23	7	5	5	0	3	0	0	0	0	1	51	98	10.38	2.308
37 Brandon Maurer, R ERA: 6.6	(5, 1)	2.2		11	2	1	1	4	0	0	1	0	0	0	37	57	3.38	0.750
58 Carter Capps, R ERA: 5.71	(8, 1)	1.0		5	2	1	1	1	0	0	0	0	0	0	12	16	9.00	2.000

PITCHER	IP	WLS	BF	H	R	ER	SO	BB	IBB	HBP	BLK	WP	HR	S	P	ERA	WHIP

TOP

Toronto Blue Jays @ Tampa Bay Rays

Tropicana Field, St. Petersburg, FL

Fri Aug 16 2013, 7:13 PM - 10:16 PM EDT

Att. 15,433 - Dome - 72 F

livebaseballscorecards.com

Batter	1	2	3	4	5	6	7	8	9	AB	R	H	RBI	BB	SO	LOB
7 José Reyes, S (1, 6) OBP: 0.348, SLG: 0.444	C FF 91 B CU 77 X CH 81 1-1 G4-3		B CH 79 B CH 80 C CH 80 X FF 91 2-1 G6-3		B CU 75 C FF 91 B CH 82 X CH 81 2-1 19 BB 10 1B 1B	C FF 90 1 SAFE C CU 76 1 SAFE B FF 89 F CU 75 F FF 91 X CH 79 1-2 G4-3		C CU 79 B CU 80 X FS 79 1-1 G6-3 1-2f		5	1	1	0	0	0	3
3 Maicer Izturis, S (1, 4) OBP: 0.292, SLG: 0.315	C FF 92 C CU 77 H CU 79 1-2 10 1B 26 1B HBP		F CH 80 B FF 91 X SI 92 1-1 1B		1 SAFE C CH 81 B CU 77 F CH 81 B SI 92 F SI 90 X CH 80 2-2 F8		B SI 95 X SI 95 1-0 1B		C SI 93 C SI 95 B FF 96 F CH 84 X SI 96 1-2 26 FC3-6 19 1B 1B	4	1	3	0	0	0	1
19 José Bautista, R (1, 9) OBP: 0.358, SLG: 0.498	C FF 90 B SI 92 F FF 91 S CU 75 1-3 K		D CH 80 X FF 91 1-0 L7		B FF 90 B FF 90 C CH 80 D CU 78 B CU 75 4-1 10 1B 1-2 BB		B SI 95 1 SAFE F SI 96 B SI 96 B SI 96 C FF 97 F SI 97 F SI 98 F SI 98 3-2 X FF 96 F8		B SI 97 X SI 97 1-0 26 FC3-6 1-2 1B	4	0	1	0	1	1	3
10 Edwin Encarnación, R (1, 3) OBP: 0.370, SLG: 0.534	D CH 80 C FF 91 B SI 92 X FF 91 2-1 26 1B 1-2 1B		X FF 91 0-0 P4		X CH 80 0-0 1-3 2-H 1B		X SI 96 0-0 P4		X SI 96 0-0 L5	5	0	2	1	0	0	4
26 Adam Lind, L (1, 10) OBP: 0.347, SLG: 0.464	C FF 91 B FF 91 S CH 82 B SI 92 X CH 83 2-2 1-3 2-H 1B			B CU 73 B CU 74 C FF 90 B SI 90 X FF 91 3-1 22 G4-6-3 13 1B 1B	C CU 76 F FF 91 S CU 76 0-3 K		C SI 98 S SI 96 1 SAFE B SI 98 F SI 97 S SI 97 1-3 K		S SI 96 X CH 85 0-1 FC3-6 13 FC6 1-2f 2-3	5	0	2	1	0	2	5
13 Brett Lawrie, R (1, 5) OBP: 0.315, SLG: 0.435	B FF 91 S CH 82 F CH 81 B CU 79 F FF 91 F CH 83 X CH 82 2-2 L7			C FF 91 X FF 92 0-1 22 G4-6-3 1-2 1B		S FF 90 B FF 90 F FF 90 X CH 80 1-2 G5-3		B FF 90 C CU 77 X FS 81 1-2 22 SH3-4 22 BB 8 FC6 1B	C SI 98 C FF 97 F FF 98 B SI 97 D CH 85 F SI 97 X FF 98 2-2 FC6 1-2f	5	1	2	0	0	0	4
22 Josh Thole, L (1, 2) OBP: 0.264, SLG: 0.200 11 Rajai Davis, R (8, PR) OBP: 0.319, SLG: 0.353 (8, 7)		B SI 90 B FF 90 X FF 90 2-0 L7		C CU 75 L FF 92 F FF 93 B FF 90 B SI 91 X FF 91 2-2 G4-6-3 1-2f 2-3	B CH 78 F CH 80 X CH 78 1-1 8 1B 3B		B CU 78 B CU 75 D FF 89 C FF 89 C FF 89 B FF 89 4-2 22 SH3-4 1-2 BB		3 1 1 0 1 0 2 0 0 0 0 0 0 0						
22 Kevin Pillar, R (1, 7) 9 J.P. Arencibia, R (8, 2) OBP: 0.250, SLG: 0.398		B CH 81 C CH 80 C CH 80 X FF 92 1-2 L8		C CH 79 S CH 79 X CH 80 0-2 P2	D CU 76 B CH 80 D CH 80 C SI 91 X CH 80 3-1 G6-3		C FF 89 B CU 79 X FF 88 1-1 SH3-4 1-2 2-3		3 0 0 0 0 0 2 0 0 0 0 0 0 0						
8 Anthony Gose, L (1, 8) OBP: 0.367, SLG: 0.370		C FF 90 C CU 76 B CU 77 S CH 78 1-3 K			S CH 79 X FF 90 0-1 F8	B CU 77 S CH 80 B CH 79 X FC 90 2-1 3-H 1B		F FS 82 B FS 81 D FS 83 F CU 80 F FF 92 B FF 91 F FS 80 X FS 80 3-2 FC6 7 G6-3 3-H		4	0	1	2	0	1	2
Inning Stats	R: 1 E: 0 K: 1 S: 17 H: 2 LOB: 2 BB: 0 P: 26	R: 0 E: 0 K: 1 S: 7 H: 0 LOB: 0 BB: 0 P: 11	R: 0 E: 0 K: 0 S: 6 H: 1 LOB: 1 BB: 0 P: 10	R: 0 E: 0 K: 0 S: 11 H: 2 LOB: 1 BB: 0 P: 16	R: 1 E: 0 K: 1 S: 13 H: 2 LOB: 2 BB: 1 P: 21	R: 1 E: 0 K: 0 S: 14 H: 2 LOB: 1 BB: 0 P: 22	R: 0 E: 0 K: 1 S: 12 H: 1 LOB: 1 BB: 0 P: 17	R: 1 E: 0 K: 0 S: 14 H: 1 LOB: 2 BB: 1 P: 24	R: 0 E: 0 K: 0 S: 13 H: 2 LOB: 2 BB: 0 P: 17	1B: 12 2B: 0 3B: 1 HR: 0 SF: 0 SAC: 1 DP: 2 HBP: 1	WP: 0 PB: 0 SB: 0 CS: 0 PA: 42					

	AB	38
	R	4
	H	13
	RBI	4
	BB	2
	SO	4
	LOB	26

PITCHER		IP	WLS	BF	H	R	ER	SO	BB	IBB	HBP	BLK	WP	HR	S	P	ERA	WHIP
58 Jeremy Hellickson, R ERA: 4.91	(1, 1)	6.0		28	9	3	3	3	1	0	1	0	0	0	68	106	4.50	1.667
57 Jake McGee, L ERA: 4.24	(7, 1)	1.0		4	1	0	0	1	0	0	0	0	0	0	12	17	0.00	1.000
62 Joel Peralta, R ERA: 3.16	(8, 1)	1.0	B	5	1	1	1	0	1	0	0	0	0	0	14	24	9.00	2.000
56 Fernando Rodney, R ERA: 4.07	(9, 1)	1.0	W	5	2	0	0	0	0	0	0	0	0	0	13	17	0.00	2.000

PITCHER	IP	WLS	BF	H	R	ER	SO	BB	IBB	HBP	BLK	WP	HR	S	P	ERA	WHIP

BOTTOM

Toronto Blue Jays @ Tampa Bay Rays

Tropicana Field, St. Petersburg, FL

Fri Aug 16 2013, 7:13 PM - 10:16 PM EDT

Att. 15,433 - Dome - 72 F

livebaseballscorecards.com

Batter	1	2	3	4	5	6	7	8	9	AB	R	H	RBI	BB	SO	LOB
18 Ben Zobrist, S (1, 4) OBP: 0.356, SLG: 0.409	F KN 73 B KN 77 B KN 75 C KN 73 X KN 76 2-2 G5-3 ①		B KN 77 X KN 76 1-0 P3 ②			B KN 75 S KN 71 X KN 78 1-1 L8 ① F KN 74 S KN 79 F KN 79 B KN 80 B KN 79 F KN 77 F EP 66 F KN 77 B KN 75 3-2 HR	1 SAFE F KN 78 B KN 79 B FF 79 2-1 CS ③ 1-2	X FC 94 0-0 FC6-5 (9) 20 S 1B		4	0	1	0	0	0	1
20 Matt Joyce, L (1, 9) OBP: 0.334, SLG: 0.434	S KN 75 C KN 78 X KN 79 0-2 G6-3 ②		X KN 76 0-0 P6 ③					B FC 93 B FF 94 F FF 93 B FC 94 F FF 94 S SL 86 3-3 K ① 1-2		4	1	1	1	0	1	2
3 Evan Longoria, R (1, 5) OBP: 0.344, SLG: 0.494	B KN 75 F FF 84 X KN 77 1-1 F9 ③			S KN 74 B KN 77 C KN 77 X KN 78 1-2 G6-3 ①		X KN 79 0-0 F8 ②		I IN 83 I IN 84 I IN 84 I IN 82 4-0 9 FC6-5 IBB		3	0	0	0	1	0	0
9 Wil Myers, R (1, 10) OBP: 0.372, SLG: 0.514		X KN 75 0-0 G6-3 ①		F KN 74 B KN 79 F KN 79 F FF 80 T KN 79 1-2 K ②		F KN 80 S KN 79 C KN 80 0-3 K ③		X SL 85 0-0 FC6-5 ② 1-2 2-3f		4	0	0	0	0	2	2
21 James Loney, L (1, 3) OBP: 0.360, SLG: 0.444		B KN 74 C KN 73 S KN 78 F FF 79 S EP 67 1-3 K ②		B EP 67 C KN 77 S KN 79 B FF 83 B KN 79 B KN 78 4-2 BB			C KN 77 B KN 78 X KN 78 1-1 11 WP 2 BB 11 G3 1B	C SI 90 F SI 92 B SI 93 B SL 78 X SI 93 2-2 G4-3 ③		3	1	1	0	1	1	2
2 Kelly Johnson, L (1, 7) OBP: 0.316, SLG: 0.455 1 Sean Rodríguez, R (9, PH) OBP: 0.325, SLG: 0.367		F KN 78 B KN 79 B KN 78 S KN 77 B KN 79 C KN 76 3-3 K ③		S KN 78 B KN 78 S KN 68 B FF 79 S KN 78 2-3 K ③			B KN 78 1 SAFE B KN 76 B KN 76 B FF 82 4-0 11 G3 11 WP 5 1B 1-2 BB		S CH 80 S SI 92 B SI 94 S CH 82 1-3 K ①	2 1	1 0	0 0	0 0	1 0	2 1	1 0
11 Yunel Escobar, R (1, 6) OBP: 0.327, SLG: 0.372			B KN 75 C KN 75 S KN 77 B KN 79 X KN 77 2-2 E8 (59 1B) 2B		C KN 74 X KN 79 0-1 G5-3 ①	B KN 76 X KN 78 1-0 G3 ① 1-3 2-H		B SI 93 B SI 94 S CH 80 F SI 92 F SI 94 F CH 81 F SI 94 B SI 94 B CH 81 4-2 (59 3B) BB		3	2	1	1	1	0	1
59 Jose Lobaton, S (1, 2) OBP: 0.317, SLG: 0.387			B KN 76 X KN 77 1-0 1B ① 3-H		S FF 83 X EP 67 0-1 5 G4-6-3 1B	C KN 78 F KN 78 F KN 79 F FF 84 X KN 79 0-2 G1-3 ②			X SI 93 0-0 3B 1-H	4	0	3	2	0	0	1
5 Sam Fuld, L (1, 8) OBP: 0.279, SLG: 0.297			L KN 75 F KN 77 F KN 79 S KN 78 0-3 K ①		F KN 74 B KN 77 F KN 77 F FF 79 X KN 79 1-2 G4-6-3 ② ③ 1-2f		X KN 78 0-0 18 CS 1B 3-H			3	0	1	1	0	1	2

	AB	31
	R	5
	H	8
	RBI	5
	BB	4
	SO	8
	LOB	12

Inning Stats	1	2	3	4	5	6	7	8	9	1B: 5	SF: 0	WP: 1	PA: 36
	R: 0 E: 0 K: 0 S: 8	H: 0 LOB: 0 BB: 0 P: 11	R: 0 E: 0 K: 2 S: 8	H: 0 LOB: 0 BB: 0 P: 12	R: 1 E: 1 K: 1 S: 10	H: 2 LOB: 1 BB: 0 P: 14	R: 0 E: 0 K: 2 S: 12	H: 0 LOB: 1 BB: 1 P: 20	R: 0 E: 0 K: 0 S: 8	H: 1 LOB: 0 BB: 0 P: 9	R: 1 E: 0 K: 1 S: 14	H: 1 LOB: 0 BB: 0 P: 18	R: 2 E: 0 K: 0 S: 10	H: 2 LOB: 0 BB: 1 P: 18	R: 0 E: 0 K: 1 S: 8	H: 1 LOB: 2 BB: 1 P: 17	R: 1 E: 0 K: 1 S: 9	H: 1 LOB: 1 BB: 1 P: 14	2B: 1 3B: 1 HR: 1	SAC: 0 DP: 1 HBP: 0	PB: 0 SB: 1 CS: 1	

PITCHER		IP	WLS	BF	H	R	ER	SO	BB	IBB	HBP	BLK	WP	HR	S	P	ERA	WHIP
43 R.A. Dickey, R ERA: 4.49	(1, 1)	7.0		27	6	4	4	6	2	0	0	0	1	1	70	102	5.14	1.143
21 Sergio Santos, R ERA: 3.38	(8, 1)	0.2		4	1	0	0	1	0	1	0	0	0	0	5	12	0.00	1.500
62 Aaron Loup, L ERA: 2.55	(8, 1)	0.2	L	4	1	1	1	1	1	0	0	0	0	0	12	19	13.50	3.000

PITCHER	IP	WLS	BF	H	R	ER	SO	BB	IBB	HBP	BLK	WP	HR	S	P	ERA	WHIP

Batter	1	2	3	4	5	6	7	8	9	AB	R	H	RBI	BB	SO	LOB
11 Rajai Davis, R (1, 7) OBP: 0.317, SLG: 0.350	B SI 90 C SL 83 X CH 86 1-1 ① G5-3		X FF 91 0-0 3 G4-3 3 S 10 G5-3 1B	X SL 84 0-0 ③ G6-3			C FF 92 C FF 92 B FF 93 B CH 86 X CH 86 2-2 ① G1-3		F CH 84 X CH 84 0-1 ① F8	5	1	1	0	0	0	0
3 Maicer Izturis, S (1, 6) OBP: 0.291, SLG: 0.314	C SL 85 B SL 85 B CH 86 C SL 85 B CH 87 X SL 83 3-2 ② G6-3		B FF 90 C CH 83 C CH 84 F SL 85 B CH 85 X CH 84 2-2 ① G4-3 1-3		C SL 83 B SI 91 X SI 91 1-1 ① G4-3		X FF 93 0-0 19 BB 1B		B FF 92 B FF 92 X FF 92 2-0 ② G4-3	5	0	1	0	0	0	1
19 José Bautista, R (1, 9) OBP: 0.360, SLG: 0.503	C SI 93 B SI 92 F FF 92 X SL 84 1-2 HR		F FF 92 H SI 91 1-1 10 G5-3 13 1B HBP		B CH 85 B CH 85 C CH 85 F FF 90 X FF 91 2-2 ② G5-3		1 SAFE B FF 95 B FF 94 B FF 95 C FF 94 B FF 94 4-1 10 G5-4-3 1-2 BB		C CH 84 B CU 72 C FF 92 X FF 92 1-2 ③ P6	3	2	1	1	1	0	0
10 Edwin Encarnación, R (1, 3) OBP: 0.367, SLG: 0.530	B CH 87 C CH 86 C FF 92 B SI 92 X CH 86 2-2 ③ G6-3		D CH 86 B FF 91 X CH 86 2-0 ② G5-3 1-2 3-H		B CH 86 B CH 86 B CH 86 C FF 92 X SI 92 3-1 ③ G5-3		C FF 95 B FF 95 B FF 94 F CH 87 X CH 86 3-2 ②③ G5-4-3 1-2f			4	0	0	1	0	0	3
26 Adam Lind, L (1, 10) OBP: 0.351, SLG: 0.482		C FF 92 B SI 92 F FF 92 F FF 91 F CH 86 X CH 85 1-2 ① G4-3	I IN 66 I IN 67 I IN 68 I IN 70 4-0 13 1B IBB			C SI 91 C SL 85 F CH 85 B FF 92 X SI 92 1-2 HR		C SL 78 C SI 91 X FS 82 0-2 HR		3	2	2	2	1	0	0
13 Brett Lawrie, R (1, 5) OBP: 0.318, SLG: 0.440		C FF 92 F SI 92 X SI 92 0-2 ② G4-3	X SI 93 0-0 1-2 2-H 1B			L SI 93 S SL 85 B CH 86 B CH 84 X SI 93 2-2 8 S 8 E 2B		B FF 92 B SL 80 C SL 80 F FF 92 F FF 92 S FF 92 2-3 ① K		4	1	2	1	0	1	0
9 J.P. Arencibia, R (1, 2) OBP: 0.250, SLG: 0.396		C FF 92 X SI 92 0-1 16 1B 1B	B CH 85 X CH 85 1-0 ③ F9			S CH 85 S SI 92 D SI 92 T SL 85 1-2 ① K		C SI 91 X FF 91 0-1 ② G5-3		4	0	1	0	0	1	3
16 Mark DeRosa, R (1, 4) OBP: 0.322, SLG: 0.455		B CH 86 B CH 87 X SI 92 2-0 1-2 1B		B SL 83 F SI 91 C CH 84 X CH 86 1-2 ① G6-3		B SI 92 F FF 92 F SI 92 C CH 84 1-3 ② K		B SL 80 C SL 79 X SI 92 1-1 2B		4	0	2	0	0	1	1
8 Anthony Gose, L (1, 8) OBP: 0.324, SLG: 0.323		F SI 92 C SL 86 F CH 84 D CH 86 F CH 85 B SL 84 B SL 84 F CH 86 X CH 85 3-2 ③ F7		S SL 84 B FF 92 B SL 82 F CH 84 C FF 91 2-3 ② K		B SI 90 C FF 92 F FF 91 F FF 94 F FF 94 F CH 85 F FF 92 F FC 86 B CH 82 3-3 ③ B FC 84 S CH 86 K 2-H		C SL 78 S FF 92 B FF 92 B SL 80 S FS 85 2-3 ③ K		4	0	0	0	0	3	3
Inning Stats	R: 1 H: 1 E: 0 LOB: 0 K: 0 BB: 0 S: 11 P: 18	R: 0 H: 2 E: 0 LOB: 2 K: 0 BB: 0 S: 17 P: 23	R: 2 H: 2 E: 0 LOB: 2 K: 0 BB: 1 S: 9 P: 19	R: 0 H: 0 E: 0 LOB: 0 K: 1 BB: 0 S: 7 P: 10	R: 0 H: 0 E: 0 LOB: 0 K: 0 BB: 0 S: 7 P: 13	R: 2 H: 2 E: 0 LOB: 0 K: 3 BB: 0 S: 21 P: 29	R: 0 H: 1 E: 0 LOB: 1 K: 0 BB: 1 S: 8 P: 17	R: 1 H: 2 E: 0 LOB: 1 K: 2 BB: 0 S: 14 P: 19	R: 0 H: 0 E: 0 LOB: 0 K: 0 BB: 0 S: 6 P: 9	1B: 5 SF: 0 2B: 2 SAC: 0 3B: 0 DP: 1 HR: 3 HBP: 1						

TOP

Toronto Blue Jays @ Tampa Bay Rays

Tropicana Field, St. Petersburg, FL

Sat Aug 17 2013, 7:12 PM - 10:11 PM EDT

Att. 25,036 - Dome - 72 F

livebaseballscorecards.com

AB	36
R	6
H	10
RBI	5
BB	2
SO	6
LOB	11

WP: 0 PA: 39
PB: 0
SB: 2
CS: 0

PITCHER		IP	WLS	BF	H	R	ER	SO	BB	IBB	HBP	BLK	WP	HR	S	P	ERA	WHIP
40 Roberto Hernandez, R ERA: 5.0	(1, 1)	5.2	L	26	7	5	4	3	0	1	1	0	0	2	64	101	6.35	1.235
54 Alex Torres, L ERA: 1.35	(6, 1)	1.1		5	1	0	0	1	1	0	0	0	0	0	16	28	0.00	1.500
47 Brandon Gomes, R ERA: 5.68	(8, 1)	1.0		5	2	1	1	2	0	0	0	0	0	1	14	19	9.00	2.000
27 Cesár Ramos, L ERA: 4.14	(9, 1)	1.0		3	0	0	0	0	0	0	0	0	0	0	6	9	0.00	0.000

PITCHER	IP	WLS	BF	H	R	ER	SO	BB	IBB	HBP	BLK	WP	HR	S	P	ERA	WHIP

BOTTOM

Batter	1	2	3	4	5	6	7	8	9	AB	R	H	RBI	BB	SO	LOB
13 Jason Bourgeois, R (1, 7) OBP: 0.250, SLG: 0.182 20 Matt Joyce, L (7, PH) OBP: 0.333, SLG: 0.433 (8, 9)	B FF 91 F FF 91 T FF 91 X FF 93 1-2 ① P3			X SI 91 0-0 3 E 18 SF8 1B	C FF 92 F CH 85 B FF 92 S CH 84 1-3 ③ K		F FC 96 B FF 96 D CH 86 F FC 95 X CH 85 2-2 ③ G3			3 1	1 0	1 0	0 0	0 0	1 0	0 1
9 Wil Myers, R (1, 10) OBP: 0.365, SLG: 0.503	C SI 91 X SI 91 0-1 ② F9			B CH 83 1 SAFE B SL 82 1 SAFE C SI 92 1 SAFE F CH 84 S FF 93 2-3 ① K		B SI 89 B SL 80 B SI 91 C SI 90 S SI 90 F FF 92 S FF 91 3-3 ① K		C CU 81 C CU 82 B CU 84 F FF 92 B CU 82 X CU 81 2-2 ① P2		4	0	0	0	0	2	1
3 Evan Longoria, R (1, 5) OBP: 0.346, SLG: 0.497	B CH 84 B CH 84 X SI 91 2-0 ③ F9			B SI 92 C SI 92 B SL 81 X CH 84 2-1 E8 11 1B 1-3 1B		X SI 91 0-0 2B		B FF 93 S CU 81 B CU 81 F FF 93 C FF 93 2-3 ② K		4	1	2	0	0	1	0
18 Ben Zobrist, S (1, 4) OBP: 0.357, SLG: 0.409		B SI 90 C SL 81 F CH 84 X SL 82 1-2 ① G5-3		F CH 84 D CU 77 X FF 92 1-1 ② SF8 3-H		B SI 92 B SI 91 D CH 84 C SI 91 B SI 92 4-1 BB		X FF 92 0-0 11 PB 1B		2	0	1	1	1	0	0
11 Yunel Escobar, R (1, 6) OBP: 0.326, SLG: 0.371		B FF 91 F FF 90 C FF 91 X FF 92 1-2 ② G6-3		B CH 84 B FF 92 X SI 92 2-0 21 1B 2-H 1B		C SL 85 X FF 95 0-1 ② F8		B CU 81 B FF 93 C FF 93 X FF 93 2-1 ③ G5-3 1-2		4	0	1	1	0	0	3
21 James Loney, L (1, 3) OBP: 0.359, SLG: 0.443		C FF 91 F FF 93 B FF 91 X SI 91 1-2 ③ G4-3		1 SAFE X SI 92 0-0 1-2 1B		B FF 95 X FC 95 1-0 ③ G4-3			X SI 88 0-0 ① F8	4	0	1	0	0	0	2
1 Sean Rodríguez, R (1, 9) OBP: 0.321, SLG: 0.362 2 Kelly Johnson, L (7, PH) OBP: 0.318, SLG: 0.455 (8, 7)			C SI 91 B CH 84 L SI 91 B SL 84 F CH 83 F FF 91 F FF 92 F FF 91 B SL 82 3-2 ① F8 X FF 80	C SI 92 S FF 93 D SL 85 B SL 83 C CH 85 2-3 ③ K			B FF 94 F CH 85 S FC 95 B FF 96 S SL 84 2-3 ① K		C FF 88 T SI 88 X SL 76 0-2 28 G5-3 1B	2 2	0 0	0 1	0 0	0 1	1 0	2 0
28 José Molina, R (1, 2) OBP: 0.306, SLG: 0.308			C SI 91 B SI 92 F SI 91 B FF 91 F SI 91 F SI 92 X CH 84 2-2 ② P4	X CH 84 0-0 ① G1-3			B SL 87 B FF 95 F FF 95 S FF 96 X FF 98 2-2 ② G4-3		B SI 89 T SI 88 C FF 87 X SL 75 1-2 ② G5-3 1-2	4	0	0	0	0	0	1
5 Sam Fuld, L (1, 8) OBP: 0.278, SLG: 0.291			B FF 92 C SI 91 C SI 91 F SI 92 F SL 84 S SI 90 1-3 ③ K	C FF 91 B SI 91 F FF 92 B CH 83 X FF 91 2-2 ② G6-3			C FF 96 B FF 95 F FF 96 B SL 87 B FF 96 F FF 96 B FF 96 4-2 BB		C FF 89 C FF 89 B FF 88 X FF 87 1-2 ③ G1-3	3	0	0	0	1	1	1
Inning Stats	R: 0 E: 0 K: 0 S: 6 H: 0 LOB: 0 BB: 0 P: 9	R: 0 E: 0 K: 0 S: 9 H: 0 LOB: 0 BB: 0 P: 12	R: 0 E: 0 K: 1 S: 17 H: 0 LOB: 0 BB: 0 P: 23	R: 2 E: 1 K: 2 S: 13 H: 4 LOB: 2 BB: 0 P: 22	R: 0 E: 0 K: 1 S: 7 H: 0 LOB: 0 BB: 0 P: 10	R: 0 E: 0 K: 1 S: 9 H: 1 LOB: 2 BB: 1 P: 17	R: 0 E: 0 K: 1 S: 12 H: 0 LOB: 1 BB: 1 P: 22	R: 0 E: 0 K: 1 S: 10 H: 1 LOB: 1 BB: 0 P: 16	R: 0 E: 0 K: 0 S: 10 H: 1 LOB: 1 BB: 0 P: 12	1B: 6 2B: 1 3B: 0 HR: 0 SF: 1 SAC: 0 DP: 0 HBP: 0						

PITCHER		IP	WLS	BF	H	R	ER	SO	BB	IBB	HBP	BLK	WP	HR	S	P	ERA	WHIP
48 J.A. Happ, L ERA: 4.93	(1, 1)	5.1	W	22	5	2	2	5	1	0	0	0	0	0	58	89	3.38	1.125
45 Neil Wagner, R ERA: 2.83	(6, 1)	1.2	H	6	0	0	0	1	1	0	0	0	0	0	15	26	0.00	0.600
49 Brad Lincoln, R ERA: 3.0	(8, 1)	1.0		4	1	0	0	1	0	0	0	0	0	0	10	16	0.00	1.000
38 Darren Oliver, L ERA: 3.73	(9, 1)	1.0		4	1	0	0	0	0	0	0	0	0	0	10	12	0.00	1.000

PITCHER	IP	WLS	BF	H	R	ER	SO	BB	IBB	HBP	BLK	WP	HR	S	P	ERA	WHIP

Toronto Blue Jays @ Tampa Bay Rays

Tropicana Field, St. Petersburg, FL

Sat Aug 17 2013, 7:12 PM - 10:11 PM EDT

Att. 25,036 - Dome - 72 F

livebaseballscorecards.com

AB	33
R	2
H	7
RBI	2
BB	2
SO	7
LOB	11

WP: 0 PA: 36
PB: 1
SB: 0
CS: 0

Batter	1	2	3	4	5	6	7	8	9	10	AB	R	H	RBI	BB	SO	LOB
8 Anthony Gose, L (1, 8) OBP: 0.316, SLG: 0.314	B FF 95 S FF 94 B FF 96 F FF 95 S SL 86 2-3 K ①			X FF 92 0-0 19 F8 3 S 1B		B FF 94 F FF 94 B SL 84 F FF 95 S SL 85 2-3 K ③		B CU 76 B FS 80 C FF 88 C FF 89 B FF 90 S FF 88 3-3 K ③			4	0	1	0	0	3	0
3 Maicer Izturis, S (1, 6) OBP: 0.288, SLG: 0.310	C FF 94 B CH 87 B CH 87 F FF 96 X SL 85 2-2 G5-3 ②			B FF 93 B FF 95 B FF 93 C FF 94 X FF 94 3-1 F7 ① 1-2			B FF 92 X FF 92 1-0 F8 ①		B CH 82 B SI 92 C SI 93 B CH 83 X SI 94 3-1 F8 ①		4	0	0	0	0	0	1
19 José Bautista, R (1, 9) OBP: 0.357, SLG: 0.499	B SL 86 B SL 87 C SL 84 C SL 84 S FF 98 2-3 K ③			B FF 96 C FF 95 F FF 96 2 SAFE F FF 97 F SL 86 F SL 87 X FF 97 1-2 F8 ② 2-3			B SL 83 X FF 94 1-0 F8 ②		B CH 82 C SI 96 X SI 95 3-1 F8 ②		4	0	0	0	0	1	1
10 Edwin Encarnación, R (1, 3) OBP: 0.368, SLG: 0.538		F FF 94 F FF 94 B FF 95 F FF 95 B SL 86 X FF 96 2-2 F9 ①		B FF 96 B FF 95 F SL 84 F FF 96 F FF 97 D FF 98 X SL 85 3-2 F7 ③			C FF 94 B FF 95 F FF 95 F FF 96 F FF 96 X SL 86 1-2 HR		C SI 96 B SI 97 F CH 85 B FF 98 X SI 98 2-2 26 WP 2B		4	1	2	1	0	0	1
26 Adam Lind, L (1, 10) OBP: 0.350, SLG: 0.479		C FF 95 S FF 96 B FF 97 C FF 96 1-3 K ②			B SL 82 X SL 82 1-0 F7 ①		B FF 95 F FF 95 C FF 96 B FF 96 B SL 87 X SL 84 3-2 13 1B 1B		B SI 97 C SI 97 C SI 98 B FF 99 F SI 97 X SI 98 2-2 F7 ③ 2-3		4	0	1	0	0	1	1
13 Brett Lawrie, R (1, 5) OBP: 0.317, SLG: 0.438		F FF 95 X FF 98 0-1 L8 ③			B SL 83 B FF 95 X FF 94 2-0 P2 ②		X SL 83 0-0 1-2 1B			F FF 95 F FF 96 X SI 96 0-2 G6-3 ①	4	0	1	0	0	0	0
16 Mark DeRosa, R (1, 4) OBP: 0.315, SLG: 0.444			F FF 93 B FF 95 F SL 84 F SL 86 X FF 95 1-2 G4-3 ①		X FF 94 0-0 G4-3 ③		B FF 94 S FF 95 F FF 95 F FF 96 D SL 87 F FF 97 B FF 96 F FF 96 X FF 96 3-2 G1-3 ③			B FF 96 F FF 96 X FF 97 1-1 G5-3 ②	4	0	0	0	0	0	2
9 J.P. Arencibia, R (1, 2) OBP: 0.248, SLG: 0.392			B FF 96 B SL 83 S FF 95 F FF 95 F SL 86 S FF 98 2-3 K ②	B FF 93 B FF 92 F FF 92 C FF 94 X SL 84 2-2 F8 ①				C FF 89 X CU 78 0-1 G6-3 ①		F SI 98 F SI 98 F FF 99 S SI 98 0-3 K ③	4	0	0	0	0	2	0
22 Kevin Pillar, R (1, 7)			C FF 94 S FF 96 X FF 97 0-2 G5-3 ③	B FF 94 X FF 95 1-0 F9 ②				C CU 77 F FS 81 S FF 89 0-3 K ②			3	0	0	0	0	1	0
Inning Stats	R: 0 E: 0 K: 2 S: 9 H: 0 LOB: 0 BB: 0 P: 15	R: 0 E: 0 K: 1 S: 9 H: 0 LOB: 0 BB: 0 P: 12	R: 0 E: 0 K: 1 S: 11 H: 0 LOB: 0 BB: 0 P: 14	R: 0 E: 0 K: 0 S: 13 H: 1 LOB: 1 BB: 0 P: 20	R: 0 E: 0 K: 0 S: 3 H: 0 LOB: 0 BB: 0 P: 6	R: 0 E: 0 K: 1 S: 7 H: 0 LOB: 0 BB: 0 P: 12	R: 1 E: 0 K: 0 S: 18 H: 3 LOB: 2 BB: 0 P: 27	R: 0 E: 0 K: 2 S: 8 H: 0 LOB: 0 BB: 0 P: 11	R: 0 E: 0 K: 0 S: 11 H: 1 LOB: 1 BB: 0 P: 19	R: 0 E: 0 K: 1 S: 9 H: 0 LOB: 0 BB: 0 P: 10	1B: 3 2B: 1 3B: 0 HR: 1	SF: 0 SAC: 0 DP: 0 HBP: 0	WP: 1 PB: 0 SB: 1 CS: 0	PA: 35			

PITCHER	IP	WLS	BF	H	R	ER	SO	BB	IBB	HBP	BLK	WP	HR	S	P	ERA	WHIP
22 Chris Archer, R (1, 1) ERA: 2.95	7.0		25	4	1	1	5	0	0	0	0	0	1	70	106	1.29	0.571
62 Joel Peralta, R (8, 1) ERA: 3.1	1.0		3	0	0	0	2	0	0	0	0	0	0	8	11	0.00	0.000
56 Fernando Rodney, R (9, 1) ERA: 3.99	1.0		4	1	0	0	0	0	0	0	0	1	0	11	19	0.00	1.000
57 Jake McGee, L (10, 1) ERA: 4.15	1.0	W	3	0	0	0	1	0	0	0	0	0	0	9	10	0.00	0.000

PITCHER	IP	WLS	BF	H	R	ER	SO	BB	IBB	HBP	BLK	WP	HR	S	P	ERA	WHIP

TOP

Toronto Blue Jays @ Tampa Bay Rays

Tropicana Field, St. Petersburg, FL

Sun Aug 18 2013, 1:44 PM - 4:42 PM EDT

Att. 23,373 - Dome - 72 F

livebaseballscorecards.com

AB	35
R	1
H	5
RBI	1
BB	0
SO	8
LOB	6

Toronto Blue Jays @ Tampa Bay Rays

Tropicana Field, St. Petersburg, FL

Sun Aug 18 2013, 1:44 PM - 4:42 PM EDT

Att. 23,373 - Dome - 72 F

livebaseballscorecards.com

BOTTOM

Batter	1	2	3	4	5	6	7	8	9	10	AB	R	H	RBI	BB	SO	LOB
18 Ben Zobrist, S (1, 4) OBP: 0.354, SLG: 0.406	F8		K			F7		K			4	0	0	0	0	2	0
20 Matt Joyce, L (1, 7) OBP: 0.332, SLG: 0.433	F7			F9		9 G5-3 2B		G3			4	0	1	0	0	0	0
3 Evan Longoria, R (1, 5) OBP: 0.349, SLG: 0.507	HR			2B		9 G5-3 IBB			F7		3	1	2	1	1	0	0
9 Wil Myers, R (1, 9) OBP: 0.363, SLG: 0.497	K			G6-3		G5-3 1-2 2-3f			1B		4	0	1	0	0	1	3
21 James Loney, L (1, 3) OBP: 0.359, SLG: 0.442		P5		G6-3			11 1B 13 CS 1B		L7		3	0	1	0	0	0	1
1 Sean Rodríguez, R (7, PR) (8, 3) OBP: 0.320, SLG: 0.359							13 G3 13 CS 1-3 1B				1	0	0	0	0	0	1
11 Yunel Escobar, R (1, 6) OBP: 0.328, SLG: 0.375		G6-3			2B				G3		4	0	2	0	0	0	1
2 Kelly Johnson, L (1, 10) OBP: 0.316, SLG: 0.452		P5			F8		G3 1-3 3-H			K	2	0	0	0	0	0	1
13 Jason Bourgeois, R (7, PH) (8, 10) OBP: 0.214, SLG: 0.154											2	0	0	0	0	1	2
59 Jose Lobaton, S (1, 2) OBP: 0.316, SLG: 0.399			K		K		K			HR	4	1	1	1	0	3	3
5 Sam Fuld, L (1, 8) OBP: 0.273, SLG: 0.285			G1-3		L8			G4-3			3	0	0	0	0	0	1

	AB	34
	R	2
	H	8
	RBI	2
	BB	1
	SO	7
	LOB	13

Inning Stats	1	2	3	4	5	6	7	8	9	10
	R: 1 E: 0 K: 1 S: 11	R: 0 E: 0 K: 0 S: 7	R: 0 E: 0 K: 2 S: 8	R: 0 E: 0 K: 0 S: 11	R: 0 E: 0 K: 1 S: 11	R: 0 E: 0 K: 0 S: 4	R: 0 E: 0 K: 1 S: 12	R: 0 E: 0 K: 1 S: 7	R: 0 E: 0 K: 0 S: 12	R: 1 E: 0 K: 1 S: 6
	H: 1 LOB: 0 BB: 0 P: 18	H: 0 LOB: 0 BB: 0 P: 10	H: 0 LOB: 0 BB: 0 P: 12	H: 1 LOB: 1 BB: 0 P: 18	H: 1 LOB: 1 BB: 0 P: 14	H: 1 LOB: 1 BB: 1 P: 11	H: 2 LOB: 2 BB: 0 P: 19	H: 0 LOB: 0 BB: 0 P: 9	H: 1 LOB: 1 BB: 0 P: 16	H: 1 LOB: 0 BB: 0 P: 10

1B: 3	SF: 0	WP: 0	PA: 35
2B: 3	SAC: 0	PB: 0	
3B: 0	DP: 1	SB: 0	
HR: 2	HBP: 0	CS: 2	

PITCHER		IP	WLS	BF	H	R	ER	SO	BB	IBB	HBP	BLK	WP	HR	S	P	ERA	WHIP
58 Todd Redmond, R ERA: 3.32	(1, 1)	6.0		24	6	1	1	4	0	1	0	0	0	1	57	91	1.50	1.000
27 Brett Cecil, L ERA: 2.79	(7, 1)	2.0		5	0	0	0	2	0	0	0	0	0	0	14	20	0.00	0.000
21 Sergio Santos, R ERA: 3.09	(9, 1)	1.0		4	1	0	0	0	0	0	0	0	0	0	12	16	0.00	1.000
49 Brad Lincoln, R ERA: 3.26	(10, 1)	0.1	L	2	1	1	1	1	0	0	0	0	0	1	6	10	27.00	3.000

PITCHER	IP	WLS	BF	H	R	ER	SO	BB	IBB	HBP	BLK	WP	HR	S	P	ERA	WHIP

Tampa Bay Rays @ Baltimore Orioles

Oriole Park at Camden Yards, Baltimore, MD

Mon Aug 19 2013, 7:08 PM - 11:03 PM EDT

Att. 25,044 - Overcast - 77 F

TOP

livebaseballscorecards.com

Batter	1	2	3	4	5	6	7	8	9	AB	R	H	RBI	BB	SO	LOB
8 Desmond Jennings, R (1, 8) OBP: 0.327, SLG: 0.418	F FF 89 B KC 74 B FC 90 B FF 90 C FF 90 F FC 92 S FF 92 3-3 **K** ①	C FF 92 F FF 92 1 SAFE F FF 92 B KC 76 1 SAFE D KC 77 X FF 92 2-2 **F7** ③			F CH 81 F FF 92 C FF 94 0-3 **K** ①		B CU 76 D CU 76 B FF 91 C FF 91 D CH 83 4-1 18 WP **BB**		C CU 83 C CU 84 B FC 88 X FF 97 1-2 **E5** **1B**	4	0	1	0	1	2	2
18 Ben Zobrist, S (1, 4) OBP: 0.351, SLG: 0.401	C KC 76 C FF 90 F KC 75 B FF 92 B CH 82 X FF 92 2-2 **F8** ②		C FC 89 F CH 82 S FF 92 0-3 **K** ①		X CH 83 0-0 **P4** ②		C FF 91 B FF 92 B CH 86 F CH 84 S CH 86 2-3 **K** ③ 1-2 2-3		F FF 96 X FF 96 0-1 **G1-3** ③	5	0	0	0	0	2	3
3 Evan Longoria, R (1, 5) OBP: 0.350, SLG: 0.513	B KC 76 F FF 92 X FF 91 1-1 **HR**		C FC 92 B CH 83 X CH 83 1-1 **G4-3** ②		B FF 92 C FF 92 B FF 93 B KC 77 S FC 94 F CH 83 X CH 84 3-2 **F9** ③			B CH 86 B FF 92 B CH 84 C CH 85 X FF 90 3-1 21 1B 9 1B **1B**		4	1	2	1	0	0	0
9 Wil Myers, R (1, 9) OBP: 0.361, SLG: 0.492	S CH 82 B FF 92 C KC 77 F FF 93 B CH 83 F CH 83 F FC 93 X KC 77 2-2 **G6-3** ③		F SL 87 F KC 78 F FF 94 B FF 94 X SL 89 1-2 **G4-3** ③			B KC 76 S CH 80 C CH 82 B FF 94 S KC 78 2-3 **K** ①		C CU 75 S CU 76 B CU 76 D CH 86 X CH 84 2-2 11 L3-6 21 1B 1-2 **1B**		4	0	1	0	0	1	0
21 James Loney, L (1, 3) OBP: 0.358, SLG: 0.440		C FC 89 C FC 90 F FC 90 X FC 91 0-2 **G4-3** ①		C KC 74 F FC 90 C FF 91 0-3 **K** ①		F FF 92 F FF 92 F FC 91 X CH 83 0-2 **G6-3** ②		C CH 84 F FF 91 F CH 86 X FF 90 0-2 1-2 2-3 **1B**		4	0	1	0	0	1	0
11 Yunel Escobar, R (1, 6) OBP: 0.330, SLG: 0.375		B KC 75 F FF 91 X SL 85 1-1 20 1B 2 1B **1B**		B CH 82 F FF 92 B KC 77 B CH 82 B FF 93 4-1 20 **HR** **BB**		B FF 93 F FF 93 B KC 79 F FF 94 B FF 94 X CH 84 3-2 **G6-3** ③		B FF 91 B CU 76 C FF 90 B FF 90 S FF 89 F FF 90 X FF 90 3-2 **L3-6** ① ② 2-2		3	2	1	0	1	0	3
20 Matt Joyce, L (1, 7) OBP: 0.335, SLG: 0.444 13 Jason Bourgeois, R (8, PH) OBP: 0.200, SLG: 0.143 (8, 7) 5 Sam Fuld, L (9, 7) OBP: 0.273, SLG: 0.285		F CH 82 B FF 91 C FF 91 D KC 77 B FF 92 X FF 93 3-2 2 1B 1-3 **1B**		X FF 92 0-0 **1-H** **HR**			S SL 81 S SL 83 F SL 78 B SL 79 X SL 82 1-2 **G4-3** ①	C CU 77 X FF 92 0-1 **G4-3** ③		3 1 0	1 0 0	2 0 0	2 0 0	0 0 0	0 0 0	0 2 0
28 José Molina, R (1, 2) OBP: 0.305, SLG: 0.312		X FC 90 0-0 **P3** ②		C KC 76 C KC 77 X FF 92 0-2 **G4-3** ②			B SI 89 F SI 89 X SI 90 1-1 18 WP **2B**		C CH 82 S FF 90 X FF 90 0-2 **F8** ①	4	0	1	0	0	0	2
2 Kelly Johnson, L (1, 10) OBP: 0.316, SLG: 0.451 1 Sean Rodríguez, R (9, PH) OBP: 0.318, SLG: 0.357 (9, 10)		B FF 90 B FF 91 C FF 91 S CH 82 B FF 92 X FF 93 3-2 1-3 3-H **1B**		F CH 83 S FF 90 B FF 89 B CH 82 B FF 92 X FF 92 3-2 **G4-3** ③			F SI 89 X SI 88 0-1 **F7** ②		X FF 96 0-0 **G6-3** ②	3 1	0 0	1 0	1 0	0 0	0 0	1 0
Inning Stats	R: 1 E: 0 K: 1 S: 17 H: 1 LOB: 0 BB: 0 P: 25	R: 1 E: 0 K: 0 S: 17 H: 3 LOB: 2 BB: 0 P: 26	R: 0 E: 0 K: 1 S: 9 H: 0 LOB: 0 BB: 0 P: 11	R: 2 E: 0 K: 1 S: 11 H: 1 LOB: 0 BB: 1 P: 18	R: 0 E: 0 K: 1 S: 8 H: 0 LOB: 0 BB: 0 P: 11	R: 0 E: 0 K: 1 S: 11 H: 0 LOB: 0 BB: 0 P: 16	R: 0 E: 0 K: 1 S: 12 H: 1 LOB: 2 BB: 1 P: 20	R: 0 E: 0 K: 0 S: 15 H: 3 LOB: 2 BB: 0 P: 23	R: 0 E: 1 K: 0 S: 9 H: 1 LOB: 1 BB: 0 P: 10	1B: 7 2B: 2 3B: 0 HR: 2 SF: 0 SAC: 0 DP: 1 HBP: 0						

	AB	36
	R	4
	H	10
	RBI	4
	BB	2
	SO	6
	LOB	13

WP: 1 PA: 38
PB: 0
SB: 0
CS: 0

PITCHER		IP	WLS	BF	H	R	ER	SO	BB	IBB	HBP	BLK	WP	HR	S	P	ERA	WHIP
30 Chris Tillman, R ERA: 3.79	(1, 1)	6.0	L	24	5	4	4	5	1	0	0	0	0	2	73	107	6.00	1.000
40 Troy Patton, L ERA: 3.4	(7, 1)	0.2		3	1	0	0	0	0	0	0	0	0	0	8	10	0.00	1.500
57 Francisco Rodríguez, R ERA: 2.04	(7, 1)	1.0		6	3	0	0	1	1	0	0	0	1	0	17	31	0.00	4.000
17 Brian Matusz, L ERA: 3.3	(8, 1)	0.2		2	0	0	0	0	0	0	0	0	0	0	5	5	0.00	0.000
29 Tommy Hunter, R ERA: 2.67	(9, 1)	0.2		3	1	0	0	0	0	0	0	0	0	0	6	7	0.00	1.500

PITCHER		IP	WLS	BF	H	R	ER	SO	BB	IBB	HBP	BLK	WP	HR	S	P	ERA	WHIP

Tampa Bay Rays @ Baltimore Orioles

Oriole Park at Camden Yards, Baltimore, MD

Mon Aug 19 2013, 7:08 PM - 11:03 PM EDT

Att. 25,044 - Overcast - 77 F

livebaseballscorecards.com

BOTTOM

Batter	1	2	3	4	5	6	7	8	9	AB	R	H	RBI	BB	SO	LOB
1 Brian Roberts, S (1, 4) OBP: 0.320, SLG: 0.375	C SI 90 B KC 79 B SI 92 C FF 92 B SI 93 F SI 93 C FC 88 3-3 ① K	X SI 93 0-0 ③ F8		B CH 83 B CH 83 X SI 93 2-0 ① F9 2-3		C FC 87 B CU 76 F FC 86 X CU 78 1-2 ① F7	X FF 94 0-0 ③ FC6-4 1-2f			5	0	0	0	0	1	6
13 Manny Machado, R (1, 5) OBP: 0.325, SLG: 0.449	X KC 79 0-0 ② G5-3		B FF 92 S SI 92 F SI 93 F FC 87 F CH 84 F FF 94 B KC 81 X FC 89 2-2 10 1B 32 2B 1B	F FF 94 F CH 84 S SI 91 0-3 ② K		B SL 83 B SI 90 B FC 90 B SI 89 4-0 19 FC4-6 BB		B FF 93 X FF 93 1-0 ① P2		4	1	1	0	1	1	2
19 Chris Davis, L (1, 3) OBP: 0.383, SLG: 0.686	B SI 92 B KC 80 C SI 92 B SI 94 B SI 92 4-1 BB		C SI 92 1 SAFE F SI 92 C SI 94 0-3 ① K	B SI 94 B SI 93 C SI 94 F SI 94 F SI 96 B SI 94 F SI 93 S CH 84 3-3 ③ K		1 SAFE B FC 89 C FC 89 B CH 83 1 SAFE B FC 88 X CH 82 3-1 ② FC4-6 1-2f		B FF 95 F FF 94 B SI 96 S FF 97 X SI 96 3-2 2B		4	0	1	0	1	2	4
10 Adam Jones, R (1, 8) OBP: 0.326, SLG: 0.509	F SI 93 S CH 84 F KC 80 S CH 85 0-3 ③ K		F SI 94 S SI 94 1 SAFE B CH 84 X CH 82 1-2 32 2B 1-3 1B		X CH 81 0-0 ① L6	B FC 87 X SI 90 1-0 ③ G4-3		S FF 96 F SI 94 S SI 94 0-3 ② K		5	0	1	0	0	2	3
32 Matt Wieters, S (1, 2) OBP: 0.294, SLG: 0.426		B SI 90 F CH 82 X CH 82 1-1 ① F8	F CH 84 C FC 89 F SI 95 X SI 94 0-2 1-3 3-H 2B		C CH 82 S FF 93 B SI 93 F KC 80 X SI 94 1-2 2 1B 1B		C FS 81 S FS 81 B CU 80 X FS 80 1-2 HR	B SI 96 C FF 94 S FF 96 F FF 95 B SI 96 F SI 97 B FF 96 S FF 95 3-3 ③ K		5	1	3	2	0	1	1
2 J.J. Hardy, R (1, 6) OBP: 0.299, SLG: 0.441 12 Alexi Casilla, S (9, PR) OBP: 0.266, SLG: 0.317		C SI 92 B SI 92 C FC 88 X CH 83 1-2 21 1B 35 2B 1B	B SI 94 B CH 83 C CH 84 F SI 94 S FC 90 2-3 ② K		X CH 83 0-0 1-3 1B	F FF 90 B FF 89 F CU 78 F FF 90 F FF 90 X FS 82 1-2 ① G3			C SI 95 B SI 95 X SI 96 1-1 21 CS 1B	5 0	1 0	3 0	0 0	0 0	1 0	2 0
21 Nick Markakis, L (1, 9) OBP: 0.335, SLG: 0.366		X SI 92 0-0 35 2B 1-2 1B	X SI 92 0-0 ③ P2		B SI 94 X SI 93 1-0 ② F8		C CU 77 B FF 89 B FF 89 X FS 80 2-1 ② L9		B SI 95 C FF 96 B SI 93 B SI 97 F CH 84 F SI 95 B SI 95 4-2 ① 1-2 BB	4	0	1	0	1	0	4
35 Danny Valencia, R (1, 10) OBP: 0.289, SLG: 0.526		C CH 82 B CH 83 B FC 89 F CH 83 B FC 88 X SI 93 3-2 1-3 2-H 2B		X FC 87 0-0 1 F9 28 1B 1B	B SI 94 B SI 93 C CH 83 B SI 94 S FF 94 F SI 94 B FC 90 4-2 28 FC6-4 BB		C CU 78 B FS 82 B FS 78 F FS 79 X FF 90 2-2 28 1B 1B		C SI 96 F SI 95 S CH 85 0-3 ② K	4	0	3	1	1	1	1
28 Steve Pearce, R (1, 7) OBP: 0.322, SLG: 0.375 9 Nate McLouth, L (7, PR) OBP: 0.341, SLG: 0.406 (8, 7)		S CH 84 F FC 89 B CH 85 B SI 94 F CH 82 X KC 80 2-2 ② L7		X SI 93 0-0 1-2 1B	B CH 83 B CH 83 F SI 93 X SI 94 2-1 ③ FC6-4 1-2f		D FS 79 C CU 78 F FS 79 D FS 81 B FS 81 X FS 79 3-2 1 FC6-4 1-3 1B		B CH 85 B SI 97 C CH 85 X CH 86 2-1 ③ G4-3	4 1	0 0	2 0	0 0	0 0	0 0	5 1

Inning Stats	1	2	3	4	5	6	7	8	9
	R: 0 E: 0 K: 2 S: 10	H: 0 LOB: 1 BB: 1 P: 17	R: 1 E: 0 K: 0 S: 14	H: 3 LOB: 2 BB: 0 P: 21	R: 1 E: 0 K: 2 S: 20	H: 3 LOB: 2 BB: 0 P: 25	R: 0 E: 0 K: 2 S: 11	H: 2 LOB: 2 BB: 0 P: 16	R: 0 E: 0 K: 0 S: 12	H: 2 LOB: 3 BB: 1 P: 20
	R: 0 E: 0 K: 0 S: 6	H: 0 LOB: 1 BB: 1 P: 15	R: 1 E: 0 K: 0 S: 17	H: 3 LOB: 2 BB: 0 P: 26	R: 0 E: 0 K: 2 S: 12	H: 1 LOB: 1 BB: 0 P: 19	R: 0 E: 0 K: 1 S: 10	H: 1 LOB: 1 BB: 1 P: 17	1B: 11 2B: 3 3B: 0 HR: 1	SF: 0 SAC: 0 DP: 0 HBP: 0

	AB	41
	R	3
	H	15
	RBI	3
	BB	4
	SO	9
	LOB	29

WP: 0 PA: 45
PB: 0
SB: 0
CS: 1

PITCHER	IP	WLS	BF	H	R	ER	SO	BB	IBB	HBP	BLK	WP	HR	S	P	ERA	WHIP
14 David Price, L (1, 1) ERA: 3.29	5.0	W	27	10	2	2	6	2	0	0	0	0	0	67	99	3.60	2.400
35 Jamey Wright, R (6, 1) ERA: 3.1	1.0	H	4	0	0	0	0	1	0	0	0	0	0	6	15	0.00	1.000
62 Joel Peralta, R (7, 1) ERA: 3.23	0.2	H	5	3	1	1	0	0	0	0	0	0	1	16	25	13.50	4.500
57 Jake McGee, L (7, 1) ERA: 4.04	1.1	H	5	1	0	0	2	0	0	0	0	0	0	13	20	0.00	0.750
56 Fernando Rodney, R (9, 1) ERA: 3.91	1.0	S	4	1	0	0	1	1	0	0	0	0	0	10	17	0.00	2.000

PITCHER	IP	WLS	BF	H	R	ER	SO	BB	IBB	HBP	BLK	WP	HR	S	P	ERA	WHIP

Tampa Bay Rays @ Baltimore Orioles

Oriole Park at Camden Yards, Baltimore, MD

Tue Aug 20 2013, 7:10 PM - 10:39 PM EDT

Att. 26,158 - Partly Cloudy - 84 F

TOP

livebaseballscorecards.com

Batter	1	2	3	4	5	6	7	8	9	AB	R	H	RBI	BB	SO	LOB
8 Desmond Jennings, R (1, 8) OBP: 0.328, SLG: 0.416	C FF 92 F CU 78 B FF 91 S FF 93 1-3 K ①		B SL 87 C FF 92 B CH 86 B CH 86 F FF 92 F FF 92 B FF 92 4-2 18 2B BB	B FF 93 C SL 86 X CH 84 1-1 FC5-4 ③ 1-2f		D FF 91 B FF 92 C CU 80 C SL 83 X SL 84 2-2 FC6-4 ② 1-2f 2-3		1 SAFE 1 SAFE B SI 87 B SI 88 C SL 81 X SI 89 2-1 18 G5-3 20 2B 1-2 1B	4	2	1	0	1	1	4
18 Ben Zobrist, S (1, 4) OBP: 0.351, SLG: 0.403	X FF 92 0-0 F7 ②		C CH 81 X CH 84 0-1 3 1B 20 SF9 1-H 2B		B CH 84 S FF 92 F FF 92 X FF 92 1-2 9 1B 20 BB 1B	X SI 89 0-0 G1-3 ③			X CH 83 0-0 G5-3 ① 1-2 2-3	5	1	2	1	0	0	4
3 Evan Longoria, R (1, 5) OBP: 0.350, SLG: 0.511	C FF 92 B CU 79 X CH 85 1-1 G5-3 ③		X FF 92 0-0 20 SF9 2-3 1B		C SL 85 S FF 92 F FF 92 F CH 83 F FF 92 X CH 82 0-2 F9 ①		B CH 82 B CH 82 C SI 88 C SL 81 F SI 89 B SL 81 X CH 83 3-2 F8 ①		I IN 68 I IN 69 I IN 72 I IN 73 4-0 20 2B 9 1B IBB	4	1	1	0	1	0	1
20 Matt Joyce, L (1, 7) OBP: 0.339, SLG: 0.448		B CU 77 F FF 91 B CU 79 F CH 85 B CH 83 D CH 84 4-2 11 E 11 1B BB	X FF 90 0-0 SF9 ② 1-2 3-H		S CH 82 D CH 83 B CH 81 C CH 81 F FF 91 B CU 79 D CH 84 4-2 9 1B 1-2 BB		C SI 89 B SL 82 S SI 88 X SI 89 1-2 G3-1 ②		B SI 88 F SI 87 X SI 87 1-1 9 1B 1-3 2-H 3-H 2B	2	2	1	3	2	0	0
9 Wil Myers, R (1, 9) OBP: 0.362, SLG: 0.490		B CU 78 T FF 91 B FF 92 S CH 83 C FF 93 2-3 K ①	C SL 86 B SL 85 X CH 85 1-1 G5-3 ③		X CU 79 0-0 21 G4-6-3 1-2 2-3 1B		B CH 83 C SI 89 X CH 83 1-1 G5-3 ③		C SI 92 B CU 79 B SI 94 C CU 80 B CH 88 F CU 79 X SI 94 3-2 11 1B 21 1B 2-H 3-H 1B	5	0	2	2	0	1	2
21 James Loney, L (1, 3) OBP: 0.359, SLG: 0.439		B SI 92 F FF 91 F CH 82 B FF 92 1 SAFE S SI 92 2-3 K ②		S CH 83 X SI 91 0-1 2 1B 11 G5-3 1B	C CH 83 X SI 92 0-1 G4-6-3 ②③ 1-2f			F SI 88 F SI 87 B SL 84 X SI 88 1-2 G4-3 ①	B CH 86 C SI 93 D SI 94 F SI 93 F SI 93 X CH 88 2-2 28 G5-3 11 1B 1-2 1B	5	0	2	0	0	1	4
11 Yunel Escobar, R (1, 6) OBP: 0.333, SLG: 0.378		B SI 91 F SI 92 F FF 93 1 SAFE X SI 92 1-2 1-H 1B		C FF 91 X SI 91 0-1 G5-3 ① 1-2		C CU 78 T CH 85 B CH 85 F CH 84 B FF 92 B FF 92 C CU 80 3-3 K ①		X SL 83 0-0 28 G5-4-3 1B	C CU 78 B SI 93 X CU 79 1-1 1-2 2-3 1B	5	0	3	1	0	1	1
28 José Molina, R (1, 2) OBP: 0.303, SLG: 0.309		C FF 92 S CH 84 B CH 84 X SI 93 1-2 G3-4-3 ③		S FF 92 C SI 93 X CH 85 0-2 G6-3 ②		F CH 83 F FF 92 F FF 92 B FF 91 F CU 80 X CH 83 1-2 8 2 FC6-4 BB 1B		X SI 88 0-0 G5-4-3 1-2f	B FF 92 F SI 93 X SI 92 1-1 G5-3 ②③ 2-3f	5	0	1	0	0	0	6
2 Kelly Johnson, L (1, 10) OBP: 0.321, SLG: 0.453			C SI 91 X CH 84 0-1 B1-3 ①	C FF 92 C FF 92 B FF 90 F FF 92 F CH 83 F FF 91 B FF 91 B CH 85 X CH 84 3-2 8 FC5-4 2-3 1B		B SL 82 C CH 82 F FF 91 B SI 91 D CH 82 F FF 92 B FF 92 4-2 8 FC6-4 1-2 BB		F SL 83 X SL 82 0-1 18 G5-3 8 1B 20 2B 1B	3	1	2	0	1	0	0
Inning Stats	R: 0 E: 0 K: 1 S: 6 H: 0 LOB: 0 BB: 0 P: 8	R: 1 E: 1 K: 2 S: 14 H: 1 LOB: 1 BB: 1 P: 24	R: 2 E: 0 K: 0 S: 11 H: 2 LOB: 1 BB: 1 P: 16	R: 0 E: 0 K: 0 S: 15 H: 2 LOB: 2 BB: 0 P: 19	R: 0 E: 0 K: 0 S: 15 H: 2 LOB: 2 BB: 1 P: 20	R: 0 E: 0 K: 1 S: 16 H: 1 LOB: 2 BB: 1 P: 26	R: 0 E: 0 K: 0 S: 9 H: 0 LOB: 0 BB: 0 P: 14	R: 0 E: 0 K: 0 S: 5 H: 1 LOB: 0 BB: 0 P: 6	R: 4 E: 0 K: 0 S: 19 H: 6 LOB: 2 BB: 1 P: 33	1B: 13 2B: 2 3B: 0 HR: 0 SF: 1 SAC: 0 DP: 3 HBP: 0						

	AB	38
	R	7
	H	15
	RBI	7
	BB	5
	SO	4
	LOB	22

WP: 0 PB: 0 SB: 0 CS: 0 PA: 44

PITCHER		IP	WLS	BF	H	R	ER	SO	BB	IBB	HBP	BLK	WP	HR	S	P	ERA	WHIP
50 Miguel González, R ERA: 3.81	(1, 1)	5.2	L	28	8	3	2	4	4	0	0	0	0	0	76	112	3.18	2.118
66 T.J. McFarland, L ERA: 4.68	(6, 1)	2.2		12	4	4	4	0	0	1	0	0	0	0	22	35	13.50	1.500
43 Jim Johnson, R ERA: 3.58	(9, 1)	0.2		4	3	0	0	0	0	0	0	0	0	0	12	19	0.00	4.500

PITCHER	IP	WLS	BF	H	R	ER	SO	BB	IBB	HBP	BLK	WP	HR	S	P	ERA	WHIP

Batter	1	2	3	4	5	6	7	8	9	AB	R	H	RBI	BB	SO	LOB
9 Nate McLouth, L (1, 7) OBP: 0.337, SLG: 0.401	C SI 90 B KC 80 F FF 91 F CH 86 X CH 86 1-2 G1-3 ①		C FF 91 B KC 80 S KC 79 C SI 90 1-3 K ①		X FF 91 0-0 F7 ③		F FF 91 C CH 84 F CH 87 1 SAFE B FF 93 B FC 85 F CH 87 F CH 85 B FF 93 3-3 C CH 85 K ③		S CH 83 F CH 84 S SI 97 0-3 K ③	5	0	0	0	0	3	2
13 Manny Machado, R (1, 5) OBP: 0.323, SLG: 0.446	C SI 91 X KC 80 0-1 G6-3 ②		C KC 79 L CH 86 X FF 92 0-2 G5-3 ②			X SI 91 0-0 G6-3 ①		C FC 88 X CU 77 0-1 F8 ①		4	0	0	0	0	0	0
19 Chris Davis, L (1, 3) OBP: 0.386, SLG: 0.685	B KC 78 B CH 85 C CH 84 C SI 91 S KC 81 2-3 K ③		F KC 80 S KC 82 H KC 81 1-2 HBP			C SI 92 S CH 86 B CH 86 B KC 82 B CH 86 F CH 85 B SI 92 4-2 BB		B CU 75 B FC 86 F FC 87 B CH 83 X FC 89 3-1 10 G6-4-3 1B		2	0	1	0	1	1	0
10 Adam Jones, R (1, 8) OBP: 0.326, SLG: 0.507		X FF 91 0-0 21 L3 1B	C CH 85 C KC 80 X CH 86 0-2 L9 ③			F SI 92 B SI 92 S CH 86 F CH 87 C KC 81 1-3 K ②		X SI 90 0-0 G6-4-3 ② ③ 1-2f		4	0	1	0	0	1	3
21 Nick Markakis, L (1, 9) OBP: 0.334, SLG: 0.363		1 SAFE 1 SAFE F FF 90 D CH 84 X CH 85 1-1 L3 ① ② 1-1		B SI 90 B CH 86 X SI 90 2-0 F7 ①		B CH 86 C KC 80 B KC 81 B CH 86 X SI 91 3-1 G4-3 ③			B FF 90 C FF 90 C SI 90 B CH 85 F SL 85 B FF 91 F FF 91 F FF 90 B CH 85 4-2 32 HR BB	3	1	0	0	1	0	2
32 Matt Wieters, S (1, 2) OBP: 0.296, SLG: 0.432		B FF 91 B CH 85 X SI 90 2-0 E5 2 BB 3 1B		B KC 80 F CH 85 B KC 80 S KC 81 B SI 92 S KC 81 3-3 K ②			B FF 91 C CH 86 B CH 86 B KC 80 B SI 91 4-1 3 BB 2 1B 1 FC5-4 BB		F SI 90 B FF 90 B SI 91 X FF 91 2-1 1-H HR	3	3	1	2	1	1	0
2 J.J. Hardy, R (1, 6) OBP: 0.303, SLG: 0.441		C FF 90 B KC 80 D CH 84 F CH 85 B FF 91 B SI 91 4-2 3 1B 1-2 BB		C SI 91 X SI 92 0-1 F8 ③			C SI 91 B SI 92 X CH 86 1-1 1 FC5-4 3 BB 1-2 1B		B SI 90 B SL 85 C SI 90 B FF 91 B FF 91 4-1 BB	2	0	1	0	2	0	0
3 Ryan Flaherty, L (1, 4) OBP: 0.282, SLG: 0.359		B CH 84 F CH 83 B SI 90 X CH 86 2-1 1-3 2-H 1B			C CH 84 F KC 80 B KC 82 S KC 82 1-3 K ①		B CH 84 B CH 86 F FF 92 B CH 84 2 SAFE B SI 90 4-1 1 FC5-4 1-2 2-3 BB		C SI 94 C CH 82 F CH 84 X SI 97 0-2 F7 ①	3	0	1	1	1	1	1
1 Brian Roberts, S (1, 10) OBP: 0.312, SLG: 0.364		X SI 92 0-0 F9 ③			C FF 91 X CH 86 0-1 G6-3 ②		B FF 92 X FF 92 1-0 FC5-4 ① ② 1-2 2-3 3-H		B CH 82 B FF 95 C SI 95 F SI 96 F CH 84 X SI 97 2-2 P3 ②	4	0	0	0	0	0	5
Inning Stats	R: 0 E: 0 K: 1 S: 9 H: 0 LOB: 0 BB: 0 P: 12	R: 1 E: 1 K: 0 S: 9 H: 2 LOB: 2 BB: 1 P: 18	R: 0 E: 0 K: 1 S: 11 H: 0 LOB: 1 BB: 0 P: 13	R: 0 E: 0 K: 1 S: 6 H: 0 LOB: 0 BB: 0 P: 11	R: 0 E: 0 K: 1 S: 6 H: 0 LOB: 0 BB: 0 P: 7	R: 0 E: 0 K: 1 S: 10 H: 0 LOB: 1 BB: 0 P: 18	R: 1 E: 0 K: 1 S: 11 H: 1 LOB: 1 BB: 2 P: 24	R: 0 E: 0 K: 0 S: 5 H: 1 LOB: 0 BB: 0 P: 8	R: 2 E: 0 K: 1 S: 19 H: 1 LOB: 1 BB: 2 P: 31	1B: 4 2B: 1 3B: 0 HR: 1 SF: 0 SAC: 0 DP: 3 HBP: 1						

BOTTOM

Tampa Bay Rays @ Baltimore Orioles

Oriole Park at Camden Yards, Baltimore, MD

Tue Aug 20 2013, 7:10 PM - 10:39 PM EDT

Att. 26,158 - Partly Cloudy - 84 F

livebaseballscorecards.com

AB	30
R	4
H	5
RBI	3
BB	6
SO	7
LOB	13

PITCHER		IP	WLS	BF	H	R	ER	SO	BB	IBB	HBP	BLK	WP	HR	S	P	ERA	WHIP
53 Alex Cobb, R ERA: 2.85	(1, 1)	6.0	W	26	3	2	1	5	4	0	1	0	0	0	55	92	1.50	1.167
54 Alex Torres, L ERA: 1.32	(7, 1)	1.0	H	2	0	0	0	1	0	0	0	0	0	0	7	11	0.00	0.000
35 Jamey Wright, R ERA: 3.04	(8, 1)	1.0	H	3	1	0	0	0	0	0	0	0	0	0	5	8	0.00	1.000
49 Wesley Wright, L ERA: 4.15	(9, 1)	0.0		3	1	2	2	0	2	0	0	0	0	1	8	18	∞	∞
56 Fernando Rodney, R ERA: 3.83	(9, 1)	1.0	S	3	0	0	0	1	0	0	0	0	0	0	11	13	0.00	0.000

PITCHER	IP	WLS	BF	H	R	ER	SO	BB	IBB	HBP	BLK	WP	HR	S	P	ERA	WHIP

Tampa Bay Rays @ Baltimore Orioles

Oriole Park at Camden Yards, Baltimore, MD

Wed Aug 21 2013, 7:09 PM - 10:16 PM EDT

Att. 28,323 - Partly Cloudy - 85 F

TOP

livebaseballscorecards.com

Batter	1	2	3	4	5	6	7	8	9	AB	R	H	RBI	BB	SO	LOB
8 Desmond Jennings, R (1, 8) OBP: 0.325, SLG: 0.412	B FF 90 B FF 90 C FF 91 X SL 82 2-1 ① G5-3		C SL 81 S FF 92 F FF 92 B FF 93 X FF 93 1-2 ① F9		F FF 91 X SL 82 0-1 ① G4-3			X SI 87 0-0 ① G5-3		4	0	0	0	0	0	0
18 Ben Zobrist, S (1, 4) OBP: 0.354, SLG: 0.407	X FF 91 0-0 2B		C SL 82 X CH 86 0-1 9 BB 1B		B CH 84 B CH 83 B FF 91 C SI 91 B SI 92 4-1 3 G5-4-3 BB			C SL 80 F FF 87 B SI 87 X SI 87 1-2 ② G4-3		3	0	2	0	1	0	0
3 Evan Longoria, R (1, 5) OBP: 0.348, SLG: 0.506	B SI 92 F FF 92 C CH 83 B FF 92 F FF 91 C CU 75 2-3 ② K		B CH 82 B CH 84 X FF 91 2-0 ② L7		C CU 73 B SI 90 F SI 92 B SL 83 X CH 83 2-2 ② ③ G5-4-3 1-2f			B SL 80 B FF 87 X SL 79 2-0 ③ G5-3		4	0	0	0	0	1	3
9 Wil Myers, R (1, 10) OBP: 0.364, SLG: 0.488	X CH 82 0-0 ③ G6-3		B SI 91 C FF 90 B CH 83 D CH 83 F CH 84 B SI 92 4-2 11 FC6-4 1-2 BB			B CH 84 B SI 90 F CH 83 X CH 83 2-1 ① F9			B SL 78 S SL 80 C SL 79 B SL 80 B SL 80 F SL 80 F SL 79 X SL 80 3-2 2 FC1-6 21 BB 1B	3	0	1	0	1	0	1
11 Yunel Escobar, R (1, 6) OBP: 0.330, SLG: 0.375 21 James Loney, L (9, PH) OBP: 0.360, SLG: 0.439		B SI 91 F FF 91 X SI 90 1-1 ① L9	X FF 92 0-0 ③ FC6-4 1-2f			B CH 82 B SL 82 B FF 91 C SI 92 X SI 92 3-1 ② G6-3			F FF 90 F FF 92 B FF 92 F FF 92 B SL 84 F FF 92 F SI 92 B FF 92 F SL 85 4-2 F FF 91 B FF 92 2 FC1-6 1-2 BB	3 0	0 0	0 0	0 0	0 1	0 0	2 0
1 Sean Rodríguez, R (1, 3) OBP: 0.318, SLG: 0.376 20 Matt Joyce, L (9, PH) OBP: 0.338, SLG: 0.446		B CU 74 S FF 91 F FF 90 F FF 92 F CU 74 F FF 92 T FF 93 1-2 ② K	B CH 82 B FF 91 X FF 92 2-0 HR			S FF 92 X SI 92 0-1 ③ G5-3			C CU 82 B CH 89 B CH 90 X CU 84 2-1 ① F8	3 1	1 0	1 0	1 0	0 0	1 0	0 2
13 Jason Bourgeois, R (1, 9) OBP: 0.278, SLG: 0.375 2 Kelly Johnson, L (9, PH) OBP: 0.320, SLG: 0.452		B CU 73 C CU 75 B CH 83 X CU 73 2-1 HR	B FF 92 X FF 91 1-0 ① B3				B FF 92 B FF 91 C FF 92 T FF 92 B SL 85 F FF 91 B FF 91 4-2 5 G1-6-3 BB		C CU 83 F FF 97 F FF 98 B FF 98 X CU 86 1-2 ② FC1-6 59 CS 1-2f 2-3	2 1	1 0	1 0	1 0	1 0	0 0	0 2
59 Jose Lobaton, S (1, 2) OBP: 0.320, SLG: 0.403		C FF 92 X FF 91 0-1 1B	C CU 72 B CH 83 X CH 82 1-1 5 G1-6-3 1B				S CH 81 F SI 91 B FF 92 S SI 91 1-3 ① K		S FF 98 S FF 98 0-2 ③ CS 1-2	3	0	2	0	0	1	1
5 Sam Fuld, L (1, 7) OBP: 0.268, SLG: 0.279		C FF 90 B SI 91 B SL 81 X FF 90 2-1 ③ F8		X SL 82 0-0 ② ③ G1-6-3 1-2f			B FF 91 B SL 81 C SL 81 B FF 90 F FF 91 X FF 92 3-2 ② ③ G1-6-3 1-2f			3	0	0	0	0	0	3

Inning Stats	1	2	3	4	5	6	7	8	9
	R: 0 E: 0 K: 1 S: 8	H: 1 LOB: 1 BB: 0 P: 12	R: 1 E: 0 K: 1 S: 14	H: 2 LOB: 1 BB: 0 P: 20	R: 0 E: 0 K: 0 S: 10	H: 1 LOB: 2 BB: 1 P: 17	R: 1 E: 0 K: 0 S: 5	H: 2 LOB: 0 BB: 0 P: 9	R: 0 E: 0 K: 0 S: 6	H: 0 LOB: 0 BB: 1 P: 12	R: 0 E: 0 K: 0 S: 6	H: 0 LOB: 0 BB: 0 P: 11	R: 0 E: 0 K: 1 S: 9	H: 0 LOB: 0 BB: 1 P: 17	R: 0 E: 0 K: 0 S: 5	H: 0 LOB: 0 BB: 0 P: 8	R: 0 E: 0 K: 0 S: 20	H: 1 LOB: 1 BB: 1 P: 30

1B: 4	SF: 0
2B: 1	SAC: 0
3B: 0	DP: 3
HR: 2	HBP: 0

WP: 0	PA: 35
PB: 0	
SB: 0	
CS: 1	

AB	30
R	2
H	7
RBI	2
BB	4
SO	3
LOB	14

PITCHER	IP	WLS	BF	H	R	ER	SO	BB	IBB	HBP	BLK	WP	HR	S	P	ERA	WHIP
16 Wei-Yin Chen, L (1, 1) ERA: 3.19	7.0	W	27	6	2	2	3	3	0	0	0	0	2	58	98	2.57	1.286
56 Darren O'Day, R (8, 1) ERA: 2.32	1.0	H	4	1	0	0	0	0	0	0	0	0	0	10	16	0.00	1.000
17 Brian Matusz, L (9, 1) ERA: 3.3	0.0		1	0	0	0	0	1	0	0	0	0	0	7	11	∞	∞
29 Tommy Hunter, R (9, 1) ERA: 2.63	1.0	S	2	0	0	0	0	0	0	0	0	0	0	8	11	0.00	0.000

PITCHER	IP	WLS	BF	H	R	ER	SO	BB	IBB	HBP	BLK	WP	HR	S	P	ERA	WHIP

Tampa Bay Rays @ Baltimore Orioles

Oriole Park at Camden Yards, Baltimore, MD

Wed Aug 21 2013, 7:09 PM - 10:16 PM EDT

Att. 28,323 - Partly Cloudy - 85 F

livebaseballscorecards.com

Batter	1	2	3	4	5	6	7	8	9	AB	R	H	RBI	BB	SO	LOB
9 Nate McLouth, L (1, 7) OBP: 0.340, SLG: 0.405	F FF 90 X FF 91 0-1 19 BB 13 1B 10 FC6-5 1B	B FF 90 B CH 80 X SI 89 2-0 ② FC3-6 13 BB 1-2f 2-3		C CH 79 X FF 90 0-1 2B		B FF 90 B FF 91 B FF 91 B FF 90 4-0 BB		C FF 92 B FF 92 F FF 92 B FF 91 S FF 92 2-3 ③ K		4	1	2	0	1	1	4
13 Manny Machado, R (1, 5) OBP: 0.324, SLG: 0.445	S CH 79 X CH 79 0-1 10 FC6-5 19 BB 1-2 1B	B SI 90 B FF 90 B CH 80 B FF 90 4-0 1-2 BB		B SI 90 F CH 80 B SI 89 B SI 90 F CH 80 T FF 91 3-2 ③ K		1 SAFE B FF 91 1 SAFE 1 SAFE B CH 85 X FF 92 2-0 ③ F8				3	0	1	0	1	1	2
19 Chris Davis, L (1, 3) OBP: 0.387, SLG: 0.689	C SI 91 B SI 91 B FF 92 B CH 82 B SI 91 4-1 32 S 10 FC6-5 32 SF8 1-2 2-3 BB	F SI 91 D CU 75 X FF 90 1-1 ③ F7			X CH 78 0-0 HR		B FF 90 F FF 91 F FF 91 B FF 91 X FF 92 2-2 ① L7			3	2	1	1	1	0	3
10 Adam Jones, R (1, 8) OBP: 0.327, SLG: 0.512	X CU 77 0-0 ① FC6-5 32 SF8 32 S 1-2 2-3f 3-H		B SI 90 S FF 89 X FF 90 1-1 HR		B CU 76 S CU 75 S CH 81 X CU 77 1-2 21 FC4-6 1B		X CH 84 0-0 ② G6-3			4	1	2	2	0	0	2
32 Matt Wieters, S (1, 2) OBP: 0.293, SLG: 0.429	B CU 75 B FF 92 C FF 90 F CH 80 B CU 78 F CH 81 X SI 90 3-2 ② SF8 1-3 2-H		C CU 73 F CH 80 B CU 75 F FF 91 B FF 91 X CH 78 2-2 ① P4		C FF 89 D FF 89 F CH 80 1 SAFE F FF 90 D CU 76 X CH 80 2-2 ① L7		B CH 84 X CH 85 1-0 ③ G6-3			3	0	0	1	0	0	1
21 Nick Markakis, L (1, 9) OBP: 0.332, SLG: 0.361	C SI 90 X FF 91 0-1 ③ F9		B CH 79 X CH 79 1-0 ② L3		C FF 91 B SL 83 X FF 91 1-1 ② FC4-6 1-2f			B FF 91 C FF 92 B FF 91 S FF 91 F FF 92 X CH 85 2-2 ① P4		4	0	0	0	0	0	2
2 J.J. Hardy, R (1, 6) OBP: 0.302, SLG: 0.442		F CH 78 B CH 79 F SI 90 X CU 76 1-2 9 FC3-6 2B	B FF 90 C FF 91 C CU 75 X FF 91 1-2 ③ F9		X CH 85 0-0 ③ F8			C FF 92 B FC 85 B FC 84 X CH 83 2-1 ② F8		4	0	1	0	0	0	1
1 Brian Roberts, S (1, 4) OBP: 0.311, SLG: 0.361		C SI 90 T CH 81 S CH 82 0-3 ① K		C CU 73 B CU 76 B CH 79 F CH 80 F CH 78 S CH 79 2-3 ① K		C CH 83 X FF 90 0-1 ① G5-3		C FF 91 B FC 85 C CH 82 F CH 84 B FF 90 X CH 81 2-2 28 HBP 1B		4	0	1	0	0	2	1
28 Steve Pearce, R (1, 10) OBP: 0.328, SLG: 0.368		D CU 72 C CH 79 B FF 90 F CH 80 B CH 79 F CH 80 B FF 91 4-2 9 FC3-6 BB		F FF 89 B CU 76 B CU 74 C FF 90 B FF 91 F CH 79 F SI 90 F CH 79 F CH 79 3-2 X SI 91 F8		C FF 90 B CH 85 F CH 83 F FF 90 F CU 70 X FF 92 1-2 ② L8		C FF 91 B FC 89 S CH 82 H FF 92 2-2 1-2 HBP		2	0	0	0	1	0	0
Inning Stats	R: 2 H: 2 E: 0 LOB: 1 K: 0 BB: 1 S: 12 P: 19	R: 0 H: 1 E: 0 LOB: 3 K: 1 BB: 2 S: 12 P: 24	R: 1 H: 1 E: 0 LOB: 0 K: 0 BB: 0 S: 10 P: 15	R: 0 H: 1 E: 0 LOB: 1 K: 2 BB: 0 S: 16 P: 24	R: 1 H: 2 E: 0 LOB: 1 K: 0 BB: 0 S: 11 P: 15	R: 0 H: 0 E: 0 LOB: 1 K: 0 BB: 1 S: 8 P: 15	R: 0 H: 0 E: 0 LOB: 0 K: 0 BB: 0 S: 5 P: 8	R: 0 H: 1 E: 0 LOB: 2 K: 1 BB: 0 S: 15 P: 25		1B: 4 SF: 1 2B: 2 SAC: 0 3B: 0 DP: 0 HR: 2 HBP: 1				WP: 0 PA: 37 PB: 0 SB: 2 CS: 0		

	AB	31
	R	4
	H	8
	RBI	4
	BB	4
	SO	4
	LOB	16

PITCHER		IP	WLS	BF	H	R	ER	SO	BB	IBB	HBP	BLK	WP	HR	S	P	ERA	WHIP
58 Jeremy Hellickson, R ERA: 5.01	(1, 1)	4.1	L	23	7	4	4	3	3	0	0	0	0	2	58	93	8.31	2.308
27 Cesár Ramos, L ERA: 3.96	(5, 1)	2.1		8	0	0	0	0	1	0	0	0	0	0	15	25	0.00	0.429
54 Alex Torres, L ERA: 1.28	(7, 1)	1.1		6	1	0	0	1	0	0	1	0	0	0	16	27	0.00	0.750

PITCHER	IP	WLS	BF	H	R	ER	SO	BB	IBB	HBP	BLK	WP	HR	S	P	ERA	WHIP

Batter	1	2	3	4	5	6	7	8	9	AB	R	H	RBI	BB	SO	LOB
11 Brett Gardner, L (1, 8) OBP: 0.337, SLG: 0.406	B FF 92 B FF 93 B FF 94 C FF 94 C FF 94 B FF 94 4-2 14 F8 14 S 12 1B BB		C FF 94 B FF 96 L CH 85 H FF 95 2-2 14 F9-3 HBP			C FF 91 B FF 94 X SL 84 1-1 24 G4-3 3B		B FC 86 C FC 87 F FC 86 X CH 83 1-2 24 K 1B		2	2	2	0	1	0	0
14 Curtis Granderson, L (1, 10) OBP: 0.378, SLG: 0.436	B FF 95 C SL 87 X FF 95 1-1 ① F8 1-3		1 SAFE C FF 94 C FF 94 F SL 84 D SL 85 1 SAFE B FF 95 X SL 85 2-2 ②③ F9-3 1-1			X FF 94 0-0 ① P5		1 SAFE X FC 87 0-0 ① F8		4	0	0	0	0	0	4
24 Robinson Canó, L (1, 4) OBP: 0.385, SLG: 0.503	F SL 86 F FF 96 B FF 96 S SL 87 1-3 ② K			C FF 94 X FF 93 0-1 ① L9		B FF 94 S SL 85 S SL 86 X SL 86 1-2 ② G4-3 3-H		C FC 88 1 SAFE S CU 78 B CH 85 S FC 88 1-3 ②③ K 1-2		4	0	0	1	0	2	2
12 Alfonso Soriano, R (1, 7) OBP: 0.295, SLG: 0.487	C FF 95 B FF 96 X FF 96 1-1 3-H 1B			B FF 95 S SL 83 B FF 95 X SL 84 2-1 ② G6-3		C FF 95 X FF 96 0-1 ③ G4-3			B FF 90 X FF 90 1-0 ① G5-3	4	0	1	1	0	0	0
13 Alex Rodriguez, R (1, 5) OBP: 0.357, SLG: 0.393	C SL 86 S FF 96 B SL 85 B SL 86 1 SAFE C SL 86 2-3 ③ K			B FF 95 X FF 94 1-0 ③ L9			C SL 85 B FF 95 B FF 94 X SL 84 2-1 ① G6-3		C SI 91 B SL 85 B SL 86 S CH 84 X SI 92 2-2 ② G6-3	4	0	0	0	0	1	1
31 Ichiro Suzuki, L (1, 9) OBP: 0.306, SLG: 0.360		F FF 94 B FF 95 B SL 84 F FF 94 X SL 86 2-2 ① G3			C FF 92 F FF 95 B FF 94 X SL 82 1-2 ① G6-3		F FF 95 B FF 95 S FF 95 B FF 95 X SL 85 2-2 ② G4-3		C SI 91 X SL 86 0-1 ③ G1-3	4	0	0	0	0	0	0
39 Mark Reynolds, R (1, 3) OBP: 0.305, SLG: 0.370		C FF 96 S FF 96 B FF 95 X FF 96 1-2 ② G6-3			S FF 93 B FF 94 S FF 94 S FF 96 1-3 ② K		B SL 85 C SL 84 F SL 85 F FF 97 F FF 97 B SL 86 F FF 95 B FF 95 B SL 84 4-2 26 1B BB			2	0	0	0	1	1	0
26 Eduardo Núñez, R (1, 6) OBP: 0.311, SLG: 0.343		S FF 95 X SL 86 0-1 ③ G6-3			C FF 95 B FF 93 B SL 85 C SL 82 X SL 84 2-2 1B		C FF 94 F SL 85 B FF 98 F FF 98 D SL 85 X SL 85 2-2 1-2 1B			3	0	2	0	0	0	0
19 Chris Stewart, R (1, 2) OBP: 0.302, SLG: 0.298			L FF 93 C SL 84 B SL 84 B FF 95 X SL 83 2-2 ① G5-3		C SL 82 B FF 95 F FF 95 B FF 95 B FF 94 S SL 84 3-3 ③ K		X FF 94 0-0 ③ F7			3	0	0	0	0	1	3
Inning Stats	R: 1 E: 0 K: 2 S: 12 H: 1 LOB: 1 BB: 1 P: 21	R: 0 E: 0 K: 0 S: 8 H: 0 LOB: 0 BB: 0 P: 11	R: 0 E: 0 K: 0 S: 9 H: 0 LOB: 0 BB: 0 P: 15	R: 0 E: 0 K: 0 S: 5 H: 0 LOB: 0 BB: 0 P: 8	R: 0 E: 0 K: 2 S: 12 H: 1 LOB: 1 BB: 0 P: 19	R: 1 E: 0 K: 0 S: 8 H: 1 LOB: 0 BB: 0 P: 10	R: 0 E: 0 K: 0 S: 15 H: 1 LOB: 2 BB: 1 P: 25	R: 0 E: 0 K: 1 S: 7 H: 1 LOB: 0 BB: 0 P: 9	R: 0 E: 0 K: 0 S: 6 H: 0 LOB: 0 BB: 0 P: 9	1B: 4 2B: 1 3B: 1 HR: 0 SF: 0 SAC: 0 DP: 1 HBP: 1						

PITCHER		IP	WLS	BF	H	R	ER	SO	BB	IBB	HBP	BLK	WP	HR	S	P	ERA	WHIP
22 Chris Archer, R ERA: 2.93	(1, 1)	7.0	W	27	4	2	2	4	2	0	1	0	0	0	69	109	2.57	0.857
35 Jamey Wright, R ERA: 2.98	(8, 1)	1.0		3	1	0	0	1	0	0	0	0	0	0	7	9	0.00	1.000
40 Roberto Hernandez, R ERA: 4.97	(9, 1)	1.0		3	0	0	0	0	0	0	0	0	0	0	6	9	0.00	0.000

PITCHER	IP	WLS	BF	H	R	ER	SO	BB	IBB	HBP	BLK	WP	HR	S	P	ERA	WHIP

TOP

New York Yankees @ Tampa Bay Rays

Tropicana Field, St. Petersburg, FL

Fri Aug 23 2013, 7:13 PM - 9:53 PM EDT

Att. 24,239 - Dome - 72 F

livebaseballscorecards.com

AB	30
R	2
H	5
RBI	2
BB	2
SO	5
LOB	10

WP: 0 PA: 33
PB: 0
SB: 1
CS: 0

Batter	1	2	3	4	5	6	7	8	9	AB	R	H	RBI	BB	SO	LOB
8 Desmond Jennings, R (1, 8) OBP: 0.324, SLG: 0.409	B FS 88 C SL 81 S FF 91 X SL 84 1-2 ① P3		B SL 82 B FF 90 B FF 91 C FF 89 B FF 91 4-1 18 G4-6-3 BB	B FF 92 C FF 92 C SL 84 B FF 92 F FF 91 F SL 84 B FF 92 X SI 93 3-2 ②③ L4-6 2-2			C SL 85 C SL 85 B FF 97 B FF 97 X FF 96 2-2 ② G6-3		3	0	0	0	1	0	2
18 Ben Zobrist, S (1, 4) OBP: 0.353, SLG: 0.412	B CU 76 B SL 82 C FF 92 X SL 82 2-1 ② P5		C SL 83 B FF 90 1 SAFE B SL 86 F FS 86 X FF 92 2-2 ①② G4-6-3 1-2f		C FF 90 B SL 83 X FF 91 1-1 HR		C SL 83 B SL 85 C FF 95 X FF 96 1-2 ③ P5			4	1	1	1	0	0	1
3 Evan Longoria, R (1, 5) OBP: 0.347, SLG: 0.511	C FF 91 B FF 92 S FF 92 B FS 88 F SL 84 F FF 93 C FF 93 2-3 ③ K		C SL 85 B SL 84 X SL 86 1-1 HR		C SL 83 X FF 93 0-1 ① G5-3			B SL 83 C SL 83 B SL 85 C SL 84 B FF 96 S SL 85 3-3 ① K		4	1	1	1	0	2	0
20 Matt Joyce, L (1, 9) OBP: 0.339, SLG: 0.456		C SL 82 X FF 92 0-1 2 1B 59 HR 1B	S FS 87 B FF 93 C SL 85 B SL 87 B FF 92 X FF 92 3-2 HR		B FF 92 X SL 80 1-0 ② P2			B SL 84 C FF 95 X FF 95 1-1 ② G3		4	2	2	1	0	0	0
21 James Loney, L (1, 3) OBP: 0.357, SLG: 0.435		B FF 90 B FF 92 C FF 90 1 SAFE L FF 90 F SL 86 1 SAFE F FF 92 F SL 84 2-2 ① 1 SAFE X SL 86 F7	B FF 92 X SL 83 1-0 ③ F7		B SL 85 B SL 85 B FF 91 C FF 91 F FF 91 X FF 91 3-2 ③ G4-3			B FF 94 B SL 82 C FF 93 B FF 94 X FF 94 3-1 ③ G3		4	0	0	0	0	0	1
2 Kelly Johnson, L (1, 10) OBP: 0.320, SLG: 0.451		B SL 82 C SL 82 X SL 85 1-1 59 HR 1-2 1B		C CU 75 F FF 91 B FF 91 S SL 83 1-3 ① K		X FF 90 0-0 ① G4-3				3	1	1	0	0	1	0
7 David DeJesus, L (1, 7) OBP: 0.327, SLG: 0.400		B SL 86 X SL 86 1-0 ② F8		L FF 92 B FF 91 F FF 92 B FF 92 X SL 87 2-2 59 1B 2B		C CU 76 F FF 92 T FF 92 0-2 ② K				3	1	1	0	0	1	2
59 Jose Lobaton, S (1, 2) OBP: 0.325, SLG: 0.421		X SL 84 0-0 1-H 2-H HR		B SL 85 B SL 83 D SL 85 C FF 92 X FF 91 3-1 8 L4-6 11 1B 2-H 1B			C FF 92 B SL 85 B FF 91 F SL 84 X FF 92 2-2 ③ F7			3	1	2	4	0	0	0
11 Yunel Escobar, R (1, 6) OBP: 0.330, SLG: 0.374		B SL 83 C SL 83 B SL 84 X FF 93 2-1 ③ G5-3		B FF 91 C FF 91 B FF 92 X SL 83 2-1 1-2 1B			C SL 86 X FF 95 0-1 ① G4-3			3	0	1	0	0	0	0
Inning Stats	R: 0 H: 0 E: 0 LOB: 0 K: 1 BB: 0 S: 10 P: 15	R: 3 H: 3 E: 0 LOB: 0 K: 0 BB: 0 S: 14 P: 20	R: 2 H: 2 E: 0 LOB: 0 K: 0 BB: 1 S: 10 P: 21	R: 1 H: 3 E: 0 LOB: 1 K: 1 BB: 0 S: 15 P: 26	R: 1 H: 1 E: 0 LOB: 0 K: 0 BB: 0 S: 8 P: 13	R: 0 H: 0 E: 0 LOB: 0 K: 1 BB: 0 S: 7 P: 9	R: 0 H: 0 E: 0 LOB: 0 K: 0 BB: 0 S: 8 P: 11	R: 0 H: 0 E: 0 LOB: 0 K: 1 BB: 0 S: 7 P: 14		1B: 4 SF: 0 2B: 2 SAC: 0 3B: 0 DP: 2 HR: 4 HBP: 0						

PITCHER		IP	WLS	BF	H	R	ER	SO	BB	IBB	HBP	BLK	WP	HR	S	P	ERA	WHIP
18 Hiroki Kuroda, R ERA: 2.71	(1, 1)	6.0	L	26	9	7	7	3	1	0	0	0	0	4	64	104	10.50	1.667
62 Joba Chamberlain, R ERA: 4.5	(7, 1)	2.0		6	0	0	0	1	0	0	0	0	0	0	15	25	0.00	0.000

PITCHER	IP	WLS	BF	H	R	ER	SO	BB	IBB	HBP	BLK	WP	HR	S	P	ERA	WHIP

BOTTOM

New York Yankees @ Tampa Bay Rays

Tropicana Field, St. Petersburg, FL

Fri Aug 23 2013, 7:13 PM - 9:53 PM EDT

Att. 24,239 - Dome - 72 F

livebaseballscorecards.com

AB	31
R	7
H	9
RBI	7
BB	1
SO	4
LOB	6

New York Yankees @ Tampa Bay Rays

Tropicana Field, St. Petersburg, FL

Sat Aug 24 2013, 7:13 PM - 10:16 PM EDT

Att. 32,862 - Dome - 72 F

TOP

livebaseballscorecards.com

Batter	1	2	3	4	5	6	7	8	9	AB	R	H	RBI	BB	SO	LOB
31 Ichiro Suzuki, L (1, 9) OBP: 0.303, SLG: 0.356	C SI 92 X SI 92 0-1 ① L7		S KC 81 F SI 93 C SI 94 0-3 ③ K		C SI 94 B SI 95 B SI 93 X SI 94 2-1 ② G4-3 1-2 2-3 3-H			C CU 79 S FF 90 X FS 83 0-2 ① F7		4	0	0	1	0	1	2
26 Eduardo Núñez, R (1, 6) OBP: 0.306, SLG: 0.336	C SI 94 B SI 93 F SI 93 B KC 81 X CH 85 2-2 ② F8			C SI 92 B KC 80 B CH 83 C CH 83 S FC 88 2-3 ① K	C SI 94 X FC 88 0-1 ③ P3			S FS 81 B FF 91 X CU 79 1-1 ② G4-3		4	0	0	0	0	1	2
24 Robinson Canó, L (1, 4) OBP: 0.384, SLG: 0.501	B SI 94 B SI 93 B SI 93 C SI 94 X SI 95 3-1 1B			M KC 81 B KC 80 F SI 93 B FF 94 B KC 82 X SI 94 3-2 ② G6-3		B KC 81 X SI 92 1-0 ① G4-3		B FF 90 C FS 82 S FS 81 B FF 89 C FS 82 2-3 ③ K		4	0	1	0	0	1	0
12 Alfonso Soriano, R (1, 7) OBP: 0.292, SLG: 0.483	C SI 93 F SI 94 1 SAFE F FC 89 B SI 95 F CH 84 X SI 94 1-2 ③ L8			C FC 88 S SI 94 B SI 95 X KC 82 1-2 ③ G6-3		B SI 93 B CH 82 S SI 94 F SI 94 B KC 82 F SI 95 F FC 89 F KC 81 X CH 83 3-2 ② F7			B SI 95 F SI 95 B SI 95 S CH 83 F CH 85 B SI 98 X CH 83 3-2 ① P4	4	0	0	0	0	0	1
13 Alex Rodriguez, R (1, 5) OBP: 0.351, SLG: 0.385		F CH 83 C FC 87 B FC 90 B SI 94 F SI 94 S FF 90 2-3 ① K			B SI 93 S SI 93 X KC 81 1-1 39 1B, 22 1B, 53 BB, 1B	B SI 93 B FC 88 B FC 85 X SI 94 3-0 ③ P1			X SI 97 0-0 ② G4-3	4	1	1	0	0	1	0
22 Vernon Wells, R (1, 10) OBP: 0.289, SLG: 0.374 11 Brett Gardner, L (9, PH) OBP: 0.336, SLG: 0.405		X SI 94 0-0 ② F9			B FC 88 C SI 94 X FC 88 1-1 53 BB, 39 1B, 31 G4-3, 1B 1-2		F FF 94 B SI 95 F SI 94 B FF 96 X FF 95 2-2 ① F7		C SI 95 F SI 98 F SI 98 X CH 84 0-2 ③ F8	3 1	1 0	1 0	0 0	0 0	0 0	0 0
14 Curtis Granderson, L (1, 8) OBP: 0.377, SLG: 0.443		C KC 81 C SI 94 B SI 95 C SI 95 1-3 ③ K			M SI 93 C SI 94 S SI 95 0-3 ① K		B FF 97 B SI 95 S SI 94 B FF 95 X FF 95 3-1 2B			3	0	1	0	0	2	2
39 Mark Reynolds, R (1, 3) OBP: 0.308, SLG: 0.373			B CH 82 B CH 80 B SI 93 C SI 93 S SI 94 F SI 94 F SI 94 F FC 89 X SI 95 3-2 53 G5-4-3, 1B		S CH 84 B CH 86 C SI 94 X SI 95 1-2 31 G4-3, 53 BB, 1B 1-2 2-3		B SI 96 F SI 96 S FF 96 B SI 95 S FF 97 2-3 ② K			3	0	2	0	0	1	1
53 Austin Romine, R (1, 2) OBP: 0.273, SLG: 0.321			1 SAFE D CH 84 X CH 84 1-0 ① ② G5-4-3 1-2f		B FC 88 F CH 84 B SI 94 F FC 87 B SI 95 F FC 88 F SI 95 F CH 85 B FC 87 4-2 31 G4-3, BB 1-2 2-3 3-H		F FF 96 F SI 97 F SI 98 X SI 92 0-2 ③ F7			2	0	0	1	1	0	2

Inning Stats																																			
	R: 0	H: 1	E: 0	LOB: 1	K: 0	BB: 0	S: 12	P: 18	R: 0	H: 0	E: 0	LOB: 0	K: 2	BB: 0	S: 8	P: 11	R: 0	H: 1	E: 0	LOB: 0	K: 1	BB: 0	S: 10	P: 14	R: 0	H: 0	E: 0	LOB: 0	K: 1	BB: 0	S: 9	P: 15	R: 2	H: 3	E: 0	LOB: 2	K: 1	BB: 1	S: 19	P: 28
	R: 0	H: 0	E: 0	LOB: 0	K: 0	BB: 0	S: 8	P: 15	R: 0	H: 1	E: 0	LOB: 1	K: 1	BB: 0	S: 12	P: 19	R: 0	H: 0	E: 0	LOB: 0	K: 1	BB: 0	S: 8	P: 11	R: 0	H: 0	E: 0	LOB: 0	K: 0	BB: 0	S: 9	P: 12	1B: 5	SF: 0	2B: 1	SAC: 0	3B: 0	DP: 1	HR: 0	HBP: 0
	WP: 0	PA: 33	PB: 0	SB: 0	CS: 0																														

PITCHER		IP	WLS	BF	H	R	ER	SO	BB	IBB	HBP	BLK	WP	HR	S	P	ERA	WHIP
14 David Price, L ERA: 3.28	(1, 1)	6.0	W	23	5	2	2	5	1	0	0	0	0	0	66	101	3.00	1.000
57 Jake McGee, L ERA: 3.96	(7, 1)	1.0	H	4	1	0	0	1	0	0	0	0	0	0	12	19	0.00	1.000
62 Joel Peralta, R ERA: 3.17	(8, 1)	1.0	H	3	0	0	0	1	0	0	0	0	0	0	8	11	0.00	0.000
56 Fernando Rodney, R ERA: 3.76	(9, 1)	1.0	S	3	0	0	0	0	0	0	0	0	0	0	9	12	0.00	0.000

PITCHER	IP	WLS	BF	H	R	ER	SO	BB	IBB	HBP	BLK	WP	HR	S	P	ERA	WHIP

AB	32
R	2
H	6
RBI	2
BB	1
SO	7
LOB	10

BOTTOM

New York Yankees @ Tampa Bay Rays

Tropicana Field, St. Petersburg, FL

Sat Aug 24 2013, 7:13 PM - 10:16 PM EDT

Att. 32,862 - Dome - 72 F

livebaseballscorecards.com

Batter	1	2	3	4	5	6	7	8	9	AB	R	H	RBI	BB	SO	LOB
8 Desmond Jennings, R (1, 8) OBP: 0.326, SLG: 0.407	F FF 92 B SI 92 X SI 93 1-1 ① G6-3		C CU 78 B CH 87 B SI 94 B CH 87 C FF 94 B SI 95 4-2 BB			B FF 92 B FF 93 B CH 87 B SI 92 4-0 1-2 18 2B BB	1 SAFE 1 SAFE P PO 90 B SL 83 S FF 92 X CH 86 2-1 ② F7 1-3			2	1	0	0	2	0	1
18 Ben Zobrist, S (1, 4) OBP: 0.353, SLG: 0.413	F FF 93 C SI 93 B SL 82 B CH 86 X SI 92 2-2 ② G6-3		B FF 94 X SI 93 1-0 ③ G1-3			B CU 77 B FF 92 C SI 93 B FF 93 X FF 92 3-1 1-H 2-H 3 1B 2B	C CH 88 F SL 83 B FF 92 B CH 87 S CH 88 2-3 ③ K			4	1	1	2	0	1	2
3 Evan Longoria, R (1, 5) OBP: 0.350, SLG: 0.521	B SI 93 C CH 86 C SI 94 B SL 84 X FF 95 2-2 2B			B FF 92 C CH 86 X CH 86 1-1 ① G6-3		C SI 93 B CH 86 X CH 86 1-1 2-H 11 1B 1B		B SL 82 C SL 81 S SI 92 X SL 83 1-2 HR		4	1	3	2	0	0	0
9 Wil Myers, R (1, 10) OBP: 0.358, SLG: 0.478	F SL 79 B SI 93 X SI 87 1-1 ③ G6-3			C SI 92 B SI 95 C FF 94 S SL 84 1-3 ② K		F SI 93 B SI 94 T SI 93 S CH 85 1-3 ① K		C SL 82 B SI 93 B CH 85 C CH 86 X CH 87 2-2 ① G1-3		4	0	0	0	0	2	2
1 Sean Rodríguez, R (1, 7) OBP: 0.311, SLG: 0.366		F SI 93 B FF 94 C CH 86 S FF 95 1-3 ① K		C SL 78 B CH 86 S CH 86 F FF 94 C SL 84 1-3 ③ K		1 SAFE C SL 82 S SI 92 S SL 82 0-3 ② K		C FF 93 C FF 92 B FF 93 F CH 87 B SL 84 S FF 92 2-3 ② K		4	0	0	0	0	4	1
11 Yunel Escobar, R (1, 6) OBP: 0.330, SLG: 0.373		C FF 95 F SI 94 B FF 95 X SI 87 1-2 ② G5-3	F FF 92 B SI 93 X FF 94 1-1 ① G3			B CH 86 1 SAFE B FF 92 B FF 93 C FF 94 X CH 85 3-1 1-2 1B		B CH 87 F CH 86 B FF 93 X CH 87 2-1 ③ L7		4	0	1	0	0	0	0
21 James Loney, L (1, 3) OBP: 0.354, SLG: 0.432		S SI 94 B FF 94 F SL 84 X FF 96 1-2 ③ G5-3	B FF 94 C SL 82 B FF 94 S CH 84 B SL 84 C SL 83 3-3 ② K			X SL 82 0-0 ③ L3				3	0	0	0	0	1	2
28 José Molina, R (1, 2) OBP: 0.300, SLG: 0.305			B FF 93 B CU 77 F FF 93 S SI 87 F SL 84 X FF 95 2-2 ① G4-3		C CU 78 B CH 87 C SI 92 F FF 94 B SL 83 S CH 87 2-3 ③ K		F SI 92 F SI 93 F SI 93 F SL 81 X FF 93 0-2 ① G6-3			3	0	0	0	0	1	0
5 Sam Fuld, L (1, 9) OBP: 0.275, SLG: 0.287			C SI 94 B SI 94 F FF 94 X SL 85 1-2 ② L3			C FF 92 B SI 92 B FF 92 X FF 92 2-1 8 BB 18 2B 1B	C FF 94 B SI 92 B SI 92 S SL 83 X FF 94 2-2 8 E 8 S 1B			3	1	2	0	0	0	0
Inning Stats	R: 0 E: 0 K: 0 S: 10 H: 1 LOB: 1 BB: 0 P: 16	R: 0 E: 0 K: 1 S: 9 H: 0 LOB: 0 BB: 0 P: 12	R: 0 E: 0 K: 0 S: 10 H: 0 LOB: 1 BB: 1 P: 18	R: 0 E: 0 K: 2 S: 9 H: 0 LOB: 0 BB: 0 P: 12	R: 0 E: 0 K: 2 S: 9 H: 0 LOB: 0 BB: 0 P: 15	R: 3 E: 0 K: 2 S: 15 H: 4 LOB: 2 BB: 1 P: 29	R: 0 E: 0 K: 1 S: 14 H: 1 LOB: 1 BB: 0 P: 19	R: 1 E: 0 K: 1 S: 12 H: 1 LOB: 0 BB: 0 P: 19		1B: 4 2B: 2 3B: 0 HR: 1 SF: 0 SAC: 0 DP: 0 HBP: 0						

	AB	31
	R	4
	H	7
	RBI	4
	BB	2
	SO	9
	LOB	8

WP: 0 PA: 33
PB: 0
SB: 1
CS: 0

PITCHER		IP	WLS	BF	H	R	ER	SO	BB	IBB	HBP	BLK	WP	HR	S	P	ERA	WHIP
52 CC Sabathia, L ERA: 4.81	(1, 1)	6.1	L	27	6	3	3	7	2	0	0	0	0	0	70	112	4.26	1.263
38 Preston Claiborne, R ERA: 2.78	(7, 1)	1.2		6	1	1	1	2	0	0	0	0	0	1	18	28	5.40	0.600

PITCHER	IP	WLS	BF	H	R	ER	SO	BB	IBB	HBP	BLK	WP	HR	S	P	ERA	WHIP

New York Yankees @ Tampa Bay Rays

Tropicana Field, St. Petersburg, FL

Sun Aug 25 2013, 1:45 PM - 5:29 PM EDT

Att. 34,078 - Dome - 72 F

TOP

livebaseballscorecards.com

Batter	1	2	3	4	5	6	7	8	9	10	11	AB	R	H	RBI	BB	SO	LOB
11 Brett Gardner, L (1, 8) OBP: 0.336, SLG: 0.403	C CH 90 B KC 80 C FF 91 B KC 81 X CH 83 2-2 ① G1-3		C KC 78 B KC 81 B CH 86 X SI 90 2-1 ③ P4		C FF 91 C KC 81 B SI 92 B SI 92 F CH 86 F KC 82 F FF 92 F CH 87 F KC 81 4-2 B KC 82 F CH 86 D KC 80 31 CS BB		C SI 97 C FF 97 B SL 81 B SI 97 F SI 97 B SI 98 F FF 98 S FF 98 3-3 ③ K			1 SAFE X FC 88 0-0 SH1-3 1-2 ①		3	0	0	0	1	1	0
31 Ichiro Suzuki, L (1, 9) OBP: 0.305, SLG: 0.357	F SI 91 S CH 85 B FF 92 T FF 90 1-2 ② K			C KC 76 B FF 92 B KC 78 F FF 91 B CH 85 X CH 85 3-2 ① G6-3	1 SAFE C KC 78 C FF 92 B FF 92 1-2 ③ CS 1-2	C FF 91 S FF 91 X KC 80 0-2 24 2B 1B		C CU 79 X FS 81 0-1 1B		L FC 88 B SI 90 F FC 88 F CU 78 B CH 85 X FC 89 2-2 ②③ L1-4 2-2		5	1	2	0	0	1	1
24 Robinson Canó, L (1, 4) OBP: 0.386, SLG: 0.510	B FF 91 B CH 85 B FF 91 C FF 90 S CH 85 X CH 85 3-2 1B			X CH 85 0-0 HR	C KC 80 C SI 92 X KC 80 0-2 ① 1-H 2B			B FF 88 F FF 89 S FF 89 F FF 91 X FS 80 1-2 ① F7			X FC 88 0-0 ① F7	5	1	3	2	0	0	1
12 Alfonso Soriano, R (1, 10) OBP: 0.293, SLG: 0.484	C FF 90 F KC 80 X CH 84 0-2 ③ P6			B SI 91 X KC 79 1-0 ② G4-3		C KC 81 F FF 92 X CH 87 0-2 E6 26 G1-3 1B		1 SAFE B FF 89 1 SAFE B CU 77 S FS 78 F FS 79 X FS 80 2-2 ② P6			C CU 76 B CU 79 B FC 88 X CH 83 2-1 14 S 14 SF8 2B	5	1	2	0	0	0	2
14 Curtis Granderson, L (1, 7) OBP: 0.387, SLG: 0.444		B SI 90 C CH 89 C KC 77 B FF 91 B CH 85 B FF 90 4-2 26 G5-4-3 BB		X SI 92 0-0 26 1B 1B	I IN 74 I IN 75 I IN 74 I IN 75 1 4-0 26 G1-3 IBB			C FS 78 S FF 89 S FF 90 0-3 ③ K			C FC 89 B CU 77 X FC 90 1-1 ② SF8 2-H	2	0	1	1	2	1	1
26 Eduardo Núñez, R (1, 6) OBP: 0.304, SLG: 0.333		B FF 90 F FF 90 X CH 84 1-1 ①② G5-4-3 1-2f		B KC 79 1 SAFE B SI 91 C FF 91 1 SAFE F KC 80 X CH 86 2-2 1-2 1B	C FF 90 F FF 91 X FF 92 0-2 ② G1-3 1-2 2-3			C CH 83 L FF 97 F SI 97 S SI 98 0-3 ① K		F SI 90 B SL 83 B FC 88 F SI 90 F CU 78 X FC 88 2-2 ③ F7	5	0	1	0	0	1	3
55 Lyle Overbay, L (1, 3) OBP: 0.301, SLG: 0.417		F FF 90 F CH 85 B SI 91 B KC 81 B SI 91 S CH 85 3-3 ③ K		X KC 78 0-0 ③ G4-3	C FF 90 B FF 92 B FF 93 S FF 92 C FF 92 2-3 ③ K			B SI 97 C SI 97 C FF 98 X CH 86 1-2 ② G3				4	0	0	0	0	2	4
39 Mark Reynolds, R (1, 5) OBP: 0.305, SLG: 0.368			C CH 90 F KC 80 B SI 91 B CH 85 S CH 86 2-3 ① K		C KC 78 F FF 91 S CH 86 0-3 ① K		S SI 95 S SI 95 B SI 95 S SI 97 1-3 ① K		B SI 98 S FF 98 X SI 98 1-1 ③ G1-3			4	0	0	0	0	3	0
19 Chris Stewart, R (1, 2) OBP: 0.299, SLG: 0.294 13 Alex Rodriguez, R (10, PH) OBP: 0.360, SLG: 0.394 53 Austin Romine, R (10, 2) OBP: 0.273, SLG: 0.321			C FF 91 F SI 91 B CH 86 B CH 86 F CH 86 S KC 81 2-3 ② K		B KC 79 X FF 91 1-0 ② G5-3		B FF 96 C SL 82 F SI 97 C FF 97 1-3 ② K			C SI 90 C CU 77 B SI 89 X CU 80 1-2 31 L1-4 11 SH1-3 1B		3 1 0	0 0 0	0 1 0	0 0 0	0 0 0	2 0 0	0 0 0
Inning Stats	R: 0 H: 1 E: 0 LOB: 1 K: 1 BB: 0 S: 12 P: 18	R: 0 H: 0 E: 0 LOB: 0 K: 1 BB: 1 S: 7 P: 15	R: 0 H: 0 E: 0 LOB: 0 K: 2 BB: 0 S: 9 P: 15	R: 1 H: 3 E: 0 LOB: 2 K: 0 BB: 0 S: 10 P: 16	R: 0 H: 0 E: 0 LOB: 0 K: 1 BB: 1 S: 14 P: 20	R: 1 H: 3 E: 1 LOB: 2 K: 1 BB: 1 S: 15 P: 21	R: 0 H: 0 E: 0 LOB: 0 K: 3 BB: 0 S: 11 P: 16	R: 0 H: 1 E: 0 LOB: 1 K: 1 BB: 0 S: 12 P: 15	R: 0 H: 0 E: 0 LOB: 0 K: 1 BB: 0 S: 9 P: 11	R: 0 H: 1 E: 0 LOB: 0 K: 0 BB: 0 S: 8 P: 11	R: 1 H: 1 E: 0 LOB: 0 K: 0 BB: 0 S: 9 P: 14	1B: 7 2B: 3 3B: 0 HR: 1	SF: 1 SAC: 1 DP: 2 HBP: 0				WP: 0 PB: 0 SB: 1 CS: 1	PA: 43		

PITCHER	IP	WLS	BF	H	R	ER	SO	BB	IBB	HBP	BLK	WP	HR	S	P	ERA	WHIP
53 Alex Cobb, R (1, 1) ERA: 2.87	5.2		24	7	2	2	5	2	1	0	0	0	1	64	100	3.18	1.588
54 Alex Torres, L (6, 1) ERA: 1.27	0.1		1	0	0	0	1	0	0	0	0	0	0	3	5	0.00	0.000
57 Jake McGee, L (7, 1) ERA: 3.88	1.0		3	0	0	0	3	0	0	0	0	0	0	11	16	0.00	0.000
62 Joel Peralta, R (8, 1) ERA: 3.11	1.0		4	1	0	0	1	0	0	0	0	0	0	12	15	0.00	1.000
56 Fernando Rodney, R (9, 1) ERA: 3.69	1.0		3	0	0	0	1	0	0	0	0	0	0	9	11	0.00	0.000

PITCHER	IP	WLS	BF	H	R	ER	SO	BB	IBB	HBP	BLK	WP	HR	S	P	ERA	WHIP
35 Jamey Wright, R (10, 1) ERA: 3.04	2.0	L	7	2	1	1	0	0	0	0	0	0	0	17	25	4.50	1.000

AB	37
R	3
H	10
RBI	3
BB	3
SO	11
LOB	12

Batter	1	2	3	4	5	6	7	8	9	10	11	AB	R	H	RBI	BB	SO	LOB
7 David DeJesus, L (1, 7) OBP: 0.332, SLG: 0.405	B FF 92 B SI 92 C FF 91 C SI 91 B CU 80 F SI 92 X SI 94 3-2 18 BB 3 1B 1B		C CU 77 X CH 85 0-1 18 G4-6-3 1B		D SI 93 X SI 94 1-0 G4-3 ③		B SI 92 C SI 93 F SI 93 X CU 81 1-2 18 CS 1B			B SI 93 B SI 93 1 SAFE B FF 94 C SI 94 X SI 94 3-1 G5-4-3 1-2f ② ③		4	1	3	0	0	0	1
59 Jose Lobaton, S (10, PH) OBP: 0.323, SLG: 0.419												1	0	0	0	0	0	1
(11, 2)																		
18 Ben Zobrist, S (1, 4) OBP: 0.351, SLG: 0.410	B CU 78 B CU 79 B FF 93 B FF 93 4-0 20 FC3-6 3 1B 21 G5-2-3 1-2 BB		F SI 92 X SI 93 0-1 G4-6-3 1-2f ① ②			B CU 78 B CU 80 F SI 92 B CH 85 X SI 92 3-1 F9 ①	F FF 90 1 SAFE F SL 81 B FF 92 1-2 CS 1-2 ③	C KC 80 F FC 90 B KC 81 B KC 82 F FC 91 B FC 90 X FC 90 3-2 G3-1 ①			X FC 91 0-0 G4-3 ①	4	0	0	0	1	0	1
3 Evan Longoria, R (1, 5) OBP: 0.351, SLG: 0.526	B CU 80 S CU 80 X SI 93 1-1 20 FC3-6 1-2 2-H 1B		C CU 80 B SI 93 B CU 81 F CU 78 X CU 81 2-2 G5-3 ③			B SI 92 C FF 94 B FF 92 C CU 80 X CU 80 2-2 HR		X FC 89 0-0 F9 ②			S FC 91 X FC 92 0-1 L7 ②	5	1	2	2	0	0	0
20 Matt Joyce, L (1, 10) OBP: 0.340, SLG: 0.456	B CU 80 X SI 94 1-0 FC3-6 9 BB 1-2f 2-3 ①			B CH 82 B CU 79 B SI 93 B SI 92 4-0 9 G5-4-3 BB		B CU 81 C CH 86 C FF 94 B CU 82 B CU 80 X SI 92 3-2 2B		C KC 81 B KC 80 B KC 80 C KC 80 B KC 82 C FC 92 3-3 K ③			C FC 90 C FC 90 X FC 92 0-2 F7 ③	4	0	1	0	1	1	2
9 Wil Myers, R (1, 9) OBP: 0.356, SLG: 0.472	B CU 80 B FF 94 D CU 81 B FF 94 4-0 1-2 BB			X SI 92 0-0 G5-4-3 1-2f ① ②		B CU 81 C FF 94 C FF 95 B FF 94 S CU 83 2-3 K ②			C FC 90 B FC 91 F FC 90 B KC 81 B FC 90 S FC 91 3-3 K ①			3	0	0	0	1	2	2
21 James Loney, L (1, 3) OBP: 0.354, SLG: 0.429	X SI 94 0-0 G5-2-3 3-Hf ② ③			B FF 94 X SI 94 1-0 G6-3 ③		I IN 69 I IN 68 I IN 66 I IN 62 4-0 8 FC6-4 IBB			F FC 91 B KC 80 F FC 90 X KC 81 1-2 L4 ②			3	0	0	0	1	0	3
8 Desmond Jennings, R (1, 8) OBP: 0.323, SLG: 0.404		C FF 92 C FF 95 S CU 80 0-3 K ①			C CU 79 F FF 93 B FF 92 X FF 93 1-2 G6-3 ①	B CU 81 T FF 94 X FF 95 1-1 FC6-4 1-2f ③			F FC 89 B FC 89 C FC 90 X FC 90 1-2 G6-3 ③			4	0	0	0	0	1	2
11 Yunel Escobar, R (1, 6) OBP: 0.329, SLG: 0.370		B FF 94 C CU 80 X SI 92 1-1 G6-3 ②			B CU 80 C CU 80 B CU 80 C FF 95 B FF 93 B CU 80 4-2 28 CS BB		B CU 78 B SI 91 X FF 92 2-0 G6-3 ①			C SL 85 S SL 85 B SL 86 S SL 86 1-3 K ①		3	0	0	0	1	1	0
28 José Molina, R (1, 2) OBP: 0.303, SLG: 0.302		B FF 94 S CU 78 S CU 79 S CU 82 1-3 K ③			B SI 93 B CU 79 B FF 94 C FF 94 C FF 94 F FF 95 D CU 82 4-2 1-2 BB ②		X FF 92 0-0 F7 ②			C FF 96 S FF 96 B FF 96 B FF 96 B SL 86 B SL 85 4-2 59 G5-4-3 BB		2	0	0	0	2	1	0
5 Sam Fuld, L (10, PR) OBP: 0.275, SLG: 0.287												0	0	0	0	0	0	0
(11, 7)																		
Inning Stats	R: 1 H: 2 E: 0 LOB: 2 K: 0 BB: 2 S: 8 P: 21	R: 0 H: 0 E: 0 LOB: 0 K: 2 BB: 0 S: 8 P: 10	R: 0 H: 1 E: 0 LOB: 0 K: 0 BB: 0 S: 7 P: 9	R: 0 H: 0 E: 0 LOB: 0 K: 0 BB: 1 S: 2 P: 7	R: 0 H: 0 E: 0 LOB: 1 K: 0 BB: 2 S: 9 P: 19	R: 1 H: 2 E: 0 LOB: 2 K: 1 BB: 1 S: 13 P: 28	R: 0 H: 1 E: 0 LOB: 0 K: 0 BB: 0 S: 7 P: 11	R: 0 H: 0 E: 0 LOB: 0 K: 1 BB: 0 S: 8 P: 14	R: 0 H: 0 E: 0 LOB: 0 K: 1 BB: 0 S: 9 P: 14	R: 0 H: 0 E: 0 LOB: 1 K: 1 BB: 1 S: 7 P: 15	R: 0 H: 0 E: 0 LOB: 0 K: 0 BB: 0 S: 6 P: 6						

PITCHER		IP	WLS	BF	H	R	ER	SO	BB	IBB	HBP	BLK	WP	HR	S	P	ERA	WHIP
47 Iván Nova, R ERA: 3.14	(1, 1)	6.2		28	6	2	2	3	5	1	0	0	0	1	52	102	2.70	1.650
27 Shawn Kelley, R ERA: 3.67	(7, 1)	0.1		0	0	0	0	0	0	0	0	0	0	0	2	3	0.00	0.000
30 David Robertson, R ERA: 1.62	(8, 1)	2.0		6	0	0	0	2	0	0	0	0	0	0	17	28	0.00	0.000
62 Joba Chamberlain, R ERA: 4.46	(10, 1)	0.1		2	0	0	0	1	1	0	0	0	0	0	5	10	0.00	3.000
48 Boone Logan, L ERA: 2.75	(10, 1)	0.2	W	1	0	0	0	0	0	0	0	0	0	0	2	5	0.00	0.000

PITCHER		IP	WLS	BF	H	R	ER	SO	BB	IBB	HBP	BLK	WP	HR	S	P	ERA	WHIP
42 Mariano Rivera, R ERA: 2.2	(11, 1)	1.0	S	3	0	0	0	0	0	0	0	0	0	0	6	6	0.00	0.000

BOTTOM

New York Yankees @ Tampa Bay Rays

Tropicana Field, St. Petersburg, FL

Sun Aug 25 2013, 1:45 PM - 5:29 PM EDT

Att. 34,078 - Dome - 72 F

livebaseballscorecards.com

AB	33
R	2
H	6
RBI	2
BB	7
SO	6
LOB	12

1B: 4	SF: 0	WP: 0	PA: 41
2B: 1	SAC: 0	PB: 0	
3B: 0	DP: 4	SB: 0	
HR: 1	HBP: 0	CS: 2	

Batter	1	2	3	4	5	6	7	8	9	AB	R	H	RBI	BB	SO	LOB
7 David DeJesus, L (1, 8) OBP: 0.333, SLG: 0.403	C CH 87 B FF 90 B CH 85 B CH 86 B FF 90 4-1 3 G6-4-3 BB		B FF 92 X CH 86 1-0 18 1B 1B	F FF 96 C SL 85 B CH 86 C SL 84 1-3 ③ K			C FF 93 B CU 73 B FF 92 X FF 92 2-1 ② P6		C SI 93 B SL 84 C SL 84 X FF 96 1-2 ③ F9 1-2	4	0	1	0	1	1	4
18 Ben Zobrist, S (1, 4) (7, 6) OBP: 0.350, SLG: 0.408	C FF 89 T CH 80 1 SAFE F CH 80 C FF 92 0-3 ① K		X SI 90 0-0 1-2 1B		C FF 89 B CH 82 B CU 74 F CH 85 B SL 84 X CH 86 3-2 ① L8		X FF 94 0-0 ③ L8			4	0	1	0	0	1	1
3 Evan Longoria, R (1, 10) OBP: 0.348, SLG: 0.522	B CU 74 C CH 82 C CH 82 B SL 84 X CH 83 2-2 ② ③ G6-4-3 1-2f		C CH 88 B SL 82 B CH 83 S CH 84 B SL 85 F FF 94 S CH 85 3-3 ③ K		C SL 83 F FF 93 X FF 93 0-2 ② F8			C FF 89 S SL 82 C FF 91 0-3 ① K		4	0	0	0	0	2	3
20 Matt Joyce, L (1, 7) OBP: 0.347, SLG: 0.467		B CH 85 C CH 82 F FF 90 F FF 91 B FF 91 B SL 83 X SL 82 3-2 1B		C FF 89 C CH 83 B FF 91 B CU 75 X FF 92 2-2 21 1B 2B	C SL 83 B CH 83 F CU 74 B SL 87 B SL 84 B SL 84 4-2 BB			X FF 88 0-0 2B		3	1	3	0	1	0	0
9 Wil Myers, R (1, 9) OBP: 0.350, SLG: 0.463		B FF 92 B CH 82 C SL 81 S FF 93 F CH 84 X FF 94 2-2 ① F8		C CH 82 C FF 93 B CH 84 F CH 84 F CU 75 B SL 84 D CU 75 F FF 95 F FF 95 3-3 C CH 86 ① K	F CH 85 S SL 83 B SI 93 B SL 86 X SL 85 2-2 ③ P4			C SL 81 D SL 83 S FF 92 S SL 82 1-3 ② K		4	0	0	0	0	2	4
21 James Loney, L (1, 3) OBP: 0.353, SLG: 0.427		B CH 87 1 SAFE X FF 91 1-0 ② F8		D CU 75 B CH 83 X FF 94 2-0 59 2B 2-H 1B		X FF 92 0-0 ① G3		B FF 92 D SI 90 S FF 89 C SL 83 F SL 81 D FF 90 F FF 91 X SL 82 3-2 ③ L9		4	0	1	1	0	0	2
59 Jose Lobaton, S (1, 2) OBP: 0.322, SLG: 0.420		B FF 92 1 SAFE D CH 83 C CH 85 B FF 92 X FF 92 3-1 ③ F8		F FF 92 C CH 89 D CH 85 B CH 84 X FF 94 2-2 1-3 2B		C FF 93 B CH 83 S CH 83 S CH 84 1-3 ② K			F SI 93 C SL 82 X SL 84 0-2 ① F8	4	0	1	0	0	1	1
2 Kelly Johnson, L (1, 5) OBP: 0.316, SLG: 0.445			F SI 90 F CH 84 B FF 92 S FF 92 1-3 ① K	B CU 75 F CU 75 F FF 95 B SL 85 B SL 86 X CH 86 3-2 ② P6		X FF 92 0-0 ③ G3			B SI 94 B SI 95 B SI 94 C SI 94 X SI 94 3-1 ② G4-3	4	0	0	0	0	1	2
11 Yunel Escobar, R (1, 6) OBP: 0.330, SLG: 0.370 1 Sean Rodríguez, R (7, PH) OBP: 0.313, SLG: 0.364 (7, 4)			X SL 81 0-0 ② G6-3	B FF 95 B SL 86 B FF 93 C FF 94 S FF 95 B FF 96 4-2 BB			B FF 92 B FF 91 F FF 91 S FF 92 F FF 93 F CH 83 X FF 92 2-2 ① G6-3		B SI 95 B SI 93 F SI 94 B SI 93 B SI 94 4-1 7 DI BB	1 1	0 0	0 0	0 0	1 1	0 0	0 0
Inning Stats	R: 0 E: 0 K: 1 S: 8 H: 0 LOB: 0 BB: 1 P: 14	R: 0 E: 0 K: 0 S: 11 H: 1 LOB: 1 BB: 0 P: 20	R: 0 E: 0 K: 2 S: 10 H: 2 LOB: 2 BB: 0 P: 15	R: 1 E: 0 K: 2 S: 22 H: 3 LOB: 3 BB: 1 P: 39	R: 0 E: 0 K: 0 S: 11 H: 0 LOB: 1 BB: 1 P: 20	R: 0 E: 0 K: 1 S: 5 H: 0 LOB: 0 BB: 0 P: 6	R: 0 E: 0 K: 0 S: 8 H: 0 LOB: 0 BB: 0 P: 12	R: 0 E: 0 K: 2 S: 12 H: 1 LOB: 1 BB: 0 P: 16	R: 0 E: 0 K: 0 S: 9 H: 0 LOB: 1 BB: 1 P: 17	1B: 4 2B: 3 3B: 0 HR: 0 SF: 0 SAC: 0 DP: 1 HBP: 0					WP: 0 PB: 0 SB: 0 CS: 0	PA: 37	

PITCHER		IP	WLS	BF	H	R	ER	SO	BB	IBB	HBP	BLK	WP	HR	S	P	ERA	WHIP
11 Jeremy Guthrie, R ERA: 4.19	(1, 1)	5.0	W	23	6	1	1	5	3	0	0	0	0	0	62	108	1.80	1.800
55 Tim Collins, L ERA: 3.91	(6, 1)	2.0		6	0	0	0	1	0	0	0	0	0	0	13	18	0.00	0.000
31 Louis Coleman, R ERA: 0.39	(8, 1)	1.0		4	1	0	0	2	0	0	0	0	0	0	12	16	0.00	1.000
43 Aaron Crow, R ERA: 2.98	(9, 1)	1.0		4	0	0	0	0	1	0	0	0	0	0	9	17	0.00	1.000

PITCHER	IP	WLS	BF	H	R	ER	SO	BB	IBB	HBP	BLK	WP	HR	S	P	ERA	WHIP

TOP

Tampa Bay Rays @ Kansas City Royals

Kauffman Stadium, Kansas City, MO

Mon Aug 26 2013, 1:13 PM - 4:23 PM CDT

Att. 20,546 - Sunny - 93 F

livebaseballscorecards.com

AB	33
R	1
H	7
RBI	1
BB	4
SO	8
LOB	17

BOTTOM

Tampa Bay Rays @ Kansas City Royals

Kauffman Stadium, Kansas City, MO

Mon Aug 26 2013, 1:13 PM - 4:23 PM CDT

Att. 20,546 - Sunny - 93 F

livebaseballscorecards.com

Batter	1	2	3	4	5	6	7	8	9	AB	R	H	RBI	BB	SO	LOB
4 Alex Gordon, L (1, 7) OBP: 0.330, SLG: 0.418	C FF 89 B CH 81 S CH 81 F CH 80 F FF 92 F CH 81 B FF 91 F CH 81 X CH 80 2-2 64 1B 16 1B 1B	C CU 73 X CH 80 0-1 G5-3		C FF 88 C SL 82 B SL 83 F CU 70 B FF 92 B FF 92 F FF 92 X SL 85 3-2 F9		1 SAFE 1 SAFE C SL 83 F FF 91 B SL 83 B FF 92 F FF 91 F FF 92 B FF 91 3-2 X SL 83 1-H 8 1B 3B	B SI 91 C SI 90 S KC 79 F SI 91 T SL 85 1-2 K		4	2	2	1	0	0	1
64 Emilio Bonifácio, S (1, 4) OBP: 0.279, SLG: 0.328	L FF 90 S CU 75 F CU 73 F SI 90 X CH 79 0-2 8 FC3-6 16 1B 1-2 1B		C CU 69 C SI 90 B CU 76 X CU 76 1-2 35 BB 16 1B 1B	X FF 91 0-0 16 S 35 G4-3 1B		B FF 90 X CH 84 1-0 G3		X CH 86 0-0 G6-3		5	1	3	0	0	0	1
35 Eric Hosmer, L (1, 3) OBP: 0.346, SLG: 0.447	F CH 79 F FF 86 X CU 76 0-2 F7		B FF 90 B FF 90 B CH 81 B SI 90 4-0 16 1B 8 2B 1-2 BB	F FF 92 F FF 92 X FF 92 0-2 G4-3 1-2		X FF 89 0-0 P5		B SI 90 C SI 89 F SI 89 X SL 83 1-2 G1-3		4	1	0	0	1	0	4
16 Billy Butler, R (1, 10) OBP: 0.386, SLG: 0.430	B CH 80 C SI 92 F SI 91 B SI 90 F CU 76 X CH 81 2-2 8 FC3-6 1-2 2-H 1B		C FF 89 B SI 90 F FF 90 F SI 90 F SI 90 B SI 90 X FF 91 2-2 8 2B 13 SF7 1-3 2-H 1B	S CH 86 2 SAFE B FF 92 B CH 86 B CU 70 I IN 76 4-1 2-3 IBB		I IN 71 I IN 73 I IN 72 I IN 72 4-0 8 1B 13 HR IBB		B CH 83 F FF 90 B CH 85 F FF 89 X FF 90 2-2 HR		3	3	3	3	2	0	0
8 Mike Moustakas, L (1, 5) OBP: 0.298, SLG: 0.371 21 Jamey Carroll, R (6, PR) OBP: 0.265, SLG: 0.245 (7, 5)	B SI 90 S SI 89 X FF 90 1-1 FC3-6 1-2f 2-3		B CU 73 F CH 80 X CH 80 1-1 27 1B 1-3 3-H 2B	F FF 93 X SL 84 0-1 F8		B FF 90 S SL 82 X FF 91 1-1 13 HR 1-2 3-H 1B		B FF 89 B SI 90 X FF 89 2-0 G6-3		4	1	2	2	0	0	4
13 Salvador Perez, R (1, 2) OBP: 0.305, SLG: 0.387	D CU 73 F CH 80 C CH 80 F CH 81 B SI 90 X FF 90 2-2 G6-3		B FF 91 X CH 81 1-0 SF7 3-H		B CH 85 X CH 85 1-0 P4	C CH 84 X FF 90 0-1 1-H 2-H HR				1	1	1	1	0	0	0
27 Justin Maxwell, R (1, 9) OBP: 0.341, SLG: 0.468		B SI 91 F FF 90 B FF 90 B CH 82 B SI 91 4-1 BB	C SI 90 D CH 80 X CH 80 1-1 2 S 2-H 1B		B FF 90 S CH 84 S CH 86 B CH 84 X CH 85 2-2 G1-3	C SI 89 B CH 84 F KC 77 C FF 90 1-3 K				3	0	1	1	1	1	1
2 Alcides Escobar, R (1, 6) OBP: 0.260, SLG: 0.300		X SI 90 0-0 L9	B SI 89 X SI 90 1-0 P3 1-2		X FF 90 0-0 F8		C FF 90 B CH 85 X SI 90 1-1 G6-3			4	0	0	0	0	0	2
1 Jarrod Dyson, L (1, 8) OBP: 0.320, SLG: 0.374		1 SAFE 1 SAFE L SI 90 C CU 75 S CU 75 0-3 K	B FF 90 F FF 91 C FF 91 B FF 92 S FF 91 2-3 K			C SL 81 X FF 90 0-1 4 S 4 3B 1B	F SI 90 C SI 90 X FF 90 0-2 G4-3			4	1	1	0	0	2	2

Inning Stats	1	2	3	4	5	6	7	8	9
	R: 1 E: 0 K: 0 S: 25	R: 0 E: 0 K: 1 S: 7	R: 4 E: 0 K: 1 S: 17	R: 0 E: 0 K: 0 S: 12	R: 0 E: 0 K: 0 S: 5	R: 5 E: 0 K: 1 S: 16	R: 0 E: 0 K: 1 S: 9	R: 1 E: 0 K: 0 S: 8	
	H: 3 LOB: 2 BB: 0 P: 32	H: 0 LOB: 1 BB: 1 P: 11	H: 4 LOB: 1 BB: 1 P: 30	H: 1 LOB: 2 BB: 1 P: 19	H: 0 LOB: 0 BB: 0 P: 8	H: 4 LOB: 1 BB: 1 P: 26	H: 0 LOB: 0 BB: 0 P: 11	H: 1 LOB: 0 BB: 0 P: 13	

	AB	36
	R	11
	H	13
	RBI	11
	BB	4
	SO	4
	LOB	17

	1B: 9	SF: 1	WP: 0	PA: 41
	2B: 1	SAC: 0	PB: 0	
	3B: 1	DP: 0	SB: 3	
	HR: 2	HBP: 0	CS: 0	

PITCHER		IP	WLS	BF	H	R	ER	SO	BB	IBB	HBP	BLK	WP	HR	S	P	ERA	WHIP
58 Jeremy Hellickson, R ERA: 5.21	(1, 1)	2.2	L	17	7	5	5	1	2	0	0	0	0	0	46	68	16.88	3.375
27 Cesár Ramos, L ERA: 4.55	(3, 1)	3.0		16	5	5	5	1	0	2	0	0	0	1	33	54	15.00	1.667
49 Wesley Wright, L ERA: 4.14	(6, 1)	2.1		8	1	1	1	2	0	0	0	0	0	1	20	28	3.86	0.429

PITCHER	IP	WLS	BF	H	R	ER	SO	BB	IBB	HBP	BLK	WP	HR	S	P	ERA	WHIP

Batter	1	2	3	4	5	6	7	8	9	AB	R	H	RBI	BB	SO	LOB
39 JB Shuck, L (1, 10) OBP: 0.332, SLG: 0.380	B SI 92 B SL 84 C FF 92 C SL 85 T CH 86 2-2 ① K		B SL 84 B CH 83 B SI 91 C FF 90 X SI 90 3-1 ③ L6		C SI 92 X SI 93 0-1 2 BB 1B		C FF 95 X SI 96 0-1 ① G4-3 1-2 2-3 3-H		B SI 96 C CH 85 C CH 85 X CH 85 1-2 2 2B 1-3 2B	5	1	2	1	0	1	2
2 Erick Aybar, S (1, 6) OBP: 0.313, SLG: 0.375	B SL 86 C CH 86 C SL 87 F SI 94 X FF 94 1-2 ② L8			B FF 89 C SI 89 X CH 84 1-1 ① G4-3	B SI 91 D CH 85 B SI 92 C SI 90 D CH 84 4-1 1-2 BB		X SI 96 0-0 2-H 3-H 1B		C CH 87 D CH 85 X SI 99 1-1 2-H 3-H 2B	4	0	2	4	1	0	0
27 Mike Trout, R (1, 7) OBP: 0.427, SLG: 0.575	C FF 93 B SI 92 S CH 87 F FF 93 F CH 86 F SL 86 X CH 86 1-2 1B			C SI 92 B SI 92 X FF 91 1-1 HR	C FF 93 S CH 84 F CH 84 D SI 93 S CH 84 1-3 ③ K		1 SAFE B SI 95 1 SAFE C FF 95 1 SAFE B FF 95 C SI 95 S SI 96 2-3 ② K		C SI 99 C CH 84 F FF 100 C FF 100 0-3 ② K	5	1	2	1	0	3	4
32 Josh Hamilton, L (1, 9) OBP: 0.295, SLG: 0.423 56 Kole Calhoun, L (9, 9) OBP: 0.337, SLG: 0.439	1 SAFE B SL 86 X CH 86 1-0 ③ G4-3			B CH 86 B SL 87 F CH 86 B SI 92 F SL 85 B FF 92 4-2 16 1B BB		T SL 84 X CH 86 0-1 44 G6-4-3 1B	C SI 97 F SI 97 C FF 96 0-3 ③ K		B CH 85 B SI 98 B SI 98 C SI 97 D CH 86 4-1 BB	3 0	0 0	1 0	0 0	2 0	1 0	2 0
44 Mark Trumbo, R (1, 3) OBP: 0.298, SLG: 0.460		C SI 92 S SI 92 B CH 86 X CH 84 1-2 ① G6-3		X SI 91 0-0 ② L8		X SI 91 0-0 ①② 1-2f G6-4-3		C FF 89 B FS 82 B FS 83 F FS 80 T FF 91 2-2 ① K	C FF 98 S SI 98 X FF 99 0-2 ③ P3	5	0	0	0	0	1	4
16 Hank Conger, L (1, 2) OBP: 0.310, SLG: 0.421		B SL 86 B CH 85 C CH 85 X FF 93 2-1 ② G3-1		1 SAFE X SI 91 0-0 1-2 1B		B FF 92 C CH 86 L SL 82 B SL 87 S CH 82 2-3 ③ K		C CU 78 C FS 81 F FF 90 B FS 81 S FS 82 1-3 ② K		4	0	1	0	0	2	0
8 Chris Nelson, R (1, 5) OBP: 0.277, SLG: 0.332		B SI 91 B CH 85 C SI 92 B SI 86 B FF 92 4-1 10 CS BB		C FF 91 T SI 92 F SI 93 D CH 83 S CH 84 1-3 ③ K			F SI 89 X CH 82 0-1 25 BB 10 1B 39 G4-3 1B	F FF 90 F FF 90 S FF 91 0-3 ③ K		3	1	1	0	1	2	2
10 Grant Green, R (1, 4) OBP: 0.353, SLG: 0.320		C SI 92 S CH 85 B SI 92 1-2 ③ CS 1-2	X SI 90 0-0 25 G5-4-3 1B		C CH 84 B SL 84 S CH 85 S SI 91 1-3 ① K		X SI 89 0-0 39 G4-3 25 BB 2 1B 1-2 1B		B SI 94 B SI 93 C SI 95 B FF 96 S SI 96 B CH 85 4-2 25 FC5-4 BB	3	1	2	0	1	1	0
25 Peter Bourjos, R (1, 8) OBP: 0.339, SLG: 0.395			B CH 83 B CH 82 X FF 89 2-0 ①② G5-4-3 1-2f		C SI 91 B SL 86 S CH 84 C SI 91 1-3 ② K		B FF 93 B SI 95 C FF 95 B SI 94 F SI 93 B SI 97 4-2 39 G4-3 2 1B 1-2 2-3 BB		C CH 83 B FF 97 C CH 84 F CH 86 F SI 98 X CH 85 1-2 ① FC5-4 39 2B 39 S 2 2B 1-2f	3	2	0	0	1	1	2

TOP

Los Angeles Angels @ Tampa Bay Rays

Tropicana Field, St. Petersburg, FL

Tue Aug 27 2013, 7:12 PM - 10:47 PM EDT

Att. 12,939 - Dome - 72 F

livebaseballscorecards.com

AB	35
R	6
H	11
RBI	6
BB	6
SO	12
LOB	16

Inning Stats	1	2	3	4	5	6	7	8	9	1B: 8	SF: 0	WP: 0	PA: 42
	R: 0 E: 0 K: 1 S: 14	R: 0 E: 0 K: 0 S: 8	R: 0 E: 0 K: 0 S: 4	R: 1 E: 0 K: 1 S: 12	R: 0 E: 0 K: 3 S: 13	R: 0 E: 0 K: 1 S: 6	R: 3 E: 0 K: 2 S: 14	R: 0 E: 0 K: 3 S: 10	R: 2 E: 0 K: 1 S: 20	2B: 2 3B: 0 HR: 1	SAC: 0 DP: 2 HBP: 0	PB: 0 SB: 1 CS: 1	
	H: 1 LOB: 1 BB: 0 P: 19	H: 0 LOB: 0 BB: 1 P: 16	H: 1 LOB: 0 BB: 0 P: 9	H: 2 LOB: 2 BB: 1 P: 19	H: 1 LOB: 2 BB: 1 P: 20	H: 1 LOB: 0 BB: 0 P: 8	H: 3 LOB: 1 BB: 1 P: 20	H: 0 LOB: 0 BB: 0 P: 13	H: 2 LOB: 2 BB: 2 P: 31				

PITCHER		IP	WLS	BF	H	R	ER	SO	BB	IBB	HBP	BLK	WP	HR	S	P	ERA	WHIP
40 Roberto Hernandez, R ERA: 4.95	(1, 1)	6.0		26	8	3	3	6	3	0	0	0	0	1	60	94	4.50	1.833
57 Jake McGee, L ERA: 3.98	(7, 1)	1.0	H	5	1	1	1	2	1	0	0	0	0	0	11	17	9.00	2.000
62 Joel Peralta, R ERA: 3.05	(8, 1)	1.0	H	3	0	0	0	3	0	0	0	0	0	0	10	13	0.00	0.000
56 Fernando Rodney, R ERA: 3.95	(9, 1)	1.0	L	7	2	2	2	1	2	0	0	0	0	0	20	31	18.00	4.000

PITCHER	IP	WLS	BF	H	R	ER	SO	BB	IBB	HBP	BLK	WP	HR	S	P	ERA	WHIP

Los Angeles Angels @ Tampa Bay Rays

Tropicana Field, St. Petersburg, FL

Tue Aug 27 2013, 7:12 PM - 10:47 PM EDT

Att. 12,939 - Dome - 72 F

livebaseballscorecards.com

BOTTOM

Batter	1	2	3	4	5	6	7	8	9	AB	R	H	RBI	BB	SO	LOB
8 Desmond Jennings, R (1, 8) OBP: 0.322, SLG: 0.400	C FF 91 B SI 90 B FF 91 X SI 91 2-1 L7 ① C CU 77 B SI 91 D SL 83 B SL 80 B SL 83 4-1 BB	C CU 74 D SL 82 1 SAFE X SI 90 1-1 FC6-4 (3 BB, 18 1B) ② 1-2f	C SI 90 F CU 80 B CU 74 B FF 90 B CU 79 X SI 91 3-2 F8 ③	S FF 95 C FF 95 S FF 96 0-3 K ②		4	0	0	0	1	1	2
18 Ben Zobrist, S (1, 4) OBP: 0.353, SLG: 0.411	C FF 91 B CU 78 B CU 77 C FF 91 F SI 92 C SI 92 2-3 K ② C CU 77 F SL 81 F SI 92 D SL 83 X SI 94 1-2 F9 ③	1 SAFE C CH 83 X SI 88 0-1 3 BB 1-2 1B	X FF 90 0-0 7 G4-3, 21 1B 2B	B SL 84 B CH 90 B FF 96 B FF 96 4-0 3 CS BB		4	1	2	0	1	1	3
3 Evan Longoria, R (1, 5) OBP: 0.348, SLG: 0.519	B SI 93 B CU 78 B FF 91 C SI 93 B SI 92 4-1 BB	B CH 84 C FF 91 S FF 91 B FF 91 F SL 82 C SL 83 2-3 K ① D SL 82 F FF 91 S SL 82 B FF 91 B SL 80 4-2 BB 1-2 2-3	D CU 75 B FF 93 F FF 92 F CH 86 S SL 85 2-3 K ① C FF 95 0-1 CS ③ 1-2	B SL 85 B FF 94 S FF 94 S FF 95 B FF 95 X FF 94 3-2 L6 ①		3	0	0	0	2	2	1
9 Wil Myers, R (1, 10) OBP: 0.351, SLG: 0.457	B SI 91 C SI 89 C CU 75 F FF 92 S SL 83 1-3 K ③	C SI 91 C CH 86 B SL 83 B SI 91 F SL 83 B CU 79 D SL 84 4-2 11 BB BB B CU 74 X SL 81 1-0 P4 ③	I IN 76 I IN 80 I IN 80 I IN 80 4-0 7 G4-3, 21 1B IBB	C FF 94 X FF 95 0-1 P3 ②		3	1	0	0	2	1	4
1 Sean Rodríguez, R (1, 7) OBP: 0.313, SLG: 0.364 7 David DeJesus, L (6, PH) OBP: 0.331, SLG: 0.400 (7, 7)	B SI 90 X SI 91 1-0 F9 ① 1 SAFE C CH 85 S SI 91 B FF 91 X SI 92 1-2 F8 ②	X SI 90 0-0 11 2B, 28 2B 1B S CU 80 B SI 91 X CU 81 1-1 G4-3 ② 1-2 2-3	C FF 95 X FF 94 0-1 P5 ③		3 2	1 0	1 0	0 0	0 0	0 0	1 2
11 Yunel Escobar, R (1, 6) OBP: 0.337, SLG: 0.375	X SI 91 0-0 21 1B, 28 2B 1B B CU 76 D SL 81 B CH 85 B CH 87 4-0 1-2 BB	X CH 87 0-0 28 2B 1-3 2B I IN 82 I IN 83 I IN 82 I IN 83 4-0 21 1B IBB	B SL 80 B FF 95 B FC 96 C FC 93 S FF 95 B FC 95 4-2 20 G3-6 BB		2	2	2	0	3	0	0
21 James Loney, L (1, 3) OBP: 0.353, SLG: 0.427	X SI 90 0-0 28 2B 1-2 1B C SL 82 F FF 91 B SL 81 T SI 90 1-2 K ③	C SI 91 F SI 91 D SL 84 B SL 84 S CU 78 2-3 K ① F CU 81 F SI 92 B SI 92 X CU 82 1-2 1-3 2-H 3-H 1B	B FF 94 B FF 94 B FC 93 C FC 94 X FF 94 3-1 F9 ①		5	0	2	2	0	2	5
28 José Molina, R (1, 2) OBP: 0.310, SLG: 0.319 20 Matt Joyce, L (9, PH) OBP: 0.346, SLG: 0.466	B SI 90 S CU 76 X CU 77 1-1 1-3 2-H 2B	B SI 90 C FF 89 F CH 84 B SI 89 X SI 91 2-2 5 FC3-6 1B B SL 81 X SL 82 1-0 5 G3 2-H 3-H 2B	C SI 93 B CH 85 F SI 92 1 SAFE D CU 82 X CU 82 2-2 G3 ③	B SL 80 C SL 81 F FF 95 X FS 87 1-2 G3-6 ② ③ 1-2f		4 1	0 0	3 0	3 0	0 0	0 0	2 1
5 Sam Fuld, L (1, 9) OBP: 0.269, SLG: 0.279	C SL 82 B SI 92 S SL 84 B SL 84 B SI 93 X SL 83 3-2 L8 ②	C CU 75 F SI 91 F CU 77 B SI 91 F SL 81 X CU 76 1-2 FC3-6 (8 FC6-4) ① 1-2f B SI 91 B CU 77 C SI 91 X SI 91 2-1 G3 ② 2-3	C FF 96 B SL 85 X FF 94 1-1 F9 ①			4	0	0	0	0	0	4
Inning Stats	R: 0 E: 0 K: 2 S: 11 H: 0 LOB: 1 BB: 1 P: 20	R: 1 E: 0 K: 0 S: 13 H: 3 LOB: 3 BB: 1 P: 23	R: 0 E: 0 K: 2 S: 13 H: 0 LOB: 2 BB: 2 P: 25	R: 0 E: 0 K: 0 S: 15 H: 2 LOB: 3 BB: 1 P: 24	R: 2 E: 0 K: 1 S: 11 H: 3 LOB: 1 BB: 0 P: 19	R: 2 E: 0 K: 1 S: 12 H: 2 LOB: 2 BB: 2 P: 26	R: 0 E: 0 K: 1 S: 6 H: 0 LOB: 0 BB: 1 P: 11	R: 0 E: 0 K: 0 S: 7 H: 0 LOB: 0 BB: 0 P: 10	R: 0 E: 0 K: 0 S: 7 H: 0 LOB: 0 BB: 1 P: 15	1B: 6 2B: 4 3B: 0 HR: 0 SF: 0 SAC: 0 DP: 1 HBP: 0						

	AB	35
	R	5
	H	10
	RBI	5
	BB	9
	SO	7
	LOB	25

WP: 0 PB: 0 SB: 0 CS: 1 PA: 45

PITCHER		IP	WLS	BF	H	R	ER	SO	BB	IBB	HBP	BLK	WP	HR	S	P	ERA	WHIP
33 C.J. Wilson, L ERA: 3.36	(1, 1)	5.0		28	8	3	3	5	5	0	0	0	0	0	63	111	5.40	2.600
46 Cory Rasmus, R ERA: 9.0	(6, 1)	0.1		3	1	2	2	1	0	1	0	0	0	0	4	10	54.00	3.000
54 Buddy Boshers, L ERA: 2.7	(6, 1)	0.2		4	1	0	0	0	0	1	0	0	0	0	8	16	0.00	1.500
58 Michael Kohn, R ERA: 3.56	(7, 1)	1.0		3	0	0	0	1	1	0	0	0	0	0	6	11	0.00	1.000
49 Ernesto Frieri, R ERA: 4.17	(8, 1)	1.0	W	3	0	0	0	0	0	0	0	0	0	0	7	10	0.00	0.000

PITCHER		IP	WLS	BF	H	R	ER	SO	BB	IBB	HBP	BLK	WP	HR	S	P	ERA	WHIP
65 Dane De La Rosa, R ERA: 3.45	(9, 1)	1.0	S	3	0	0	0	0	1	0	0	0	0	0	7	15	0.00	1.000

Batter	1	2	3	4	5	6	7	8	9	AB	R	H	RBI	BB	SO	LOB
39 JB Shuck, L (1, 7) OBP: 0.333, SLG: 0.381	C FF 93 X FF 94 0-1 ① L8		B SL 84 X SL 83 1-0 1B			C FF 94 X FF 95 0-1 2 L4-3 1B		B CU 77 B CU 76 C FF 88 X FF 87 2-1 ③ P5		4	0	2	0	0	0	0
2 Erick Aybar, S (1, 6) OBP: 0.310, SLG: 0.371	F FF 94 C FF 95 B SL 86 X SL 87 1-2 ② P4		X FF 95 0-0 ③ F8			F FF 94 X FF 95 0-1 ②③ L4-3 1-1			B SI 94 B SI 95 C SI 94 X SI 96 2-1 ① G4-3	4	0	0	0	0	0	2
27 Mike Trout, R (1, 8) OBP: 0.427, SLG: 0.574	S SL 85 B SL 87 B SL 86 B FF 96 X FF 94 3-1 32 E 32 S 1B			B FF 93 F SL 83 B FF 94 F SL 84 X FF 95 2-2 ① G4-3			B FF 94 F FF 94 B FF 94 C SL 85 F FF 95 F SL 86 B SL 86 X FF 94 3-2 44 G3-1 56 SF7 32 1B 1B		C FF 96 B FF 97 F CH 84 S FF 98 1-3 ② K	4	1	2	0	0	1	0
32 Josh Hamilton, L (1, 10) OBP: 0.294, SLG: 0.422	C FF 95 B SL 87 F FF 94 S SL 86 1-3 ③ K 1-3			B SL 84 S FF 95 F SL 86 B CH 86 F FF 96 S SL 86 2-3 ② K			S FF 95 F FF 95 X FF 96 0-2 44 G3-1 1-2 1B		C CH 83 B FF 98 S SI 97 B FF 98 B CH 84 F SI 97 S CH 85 3-3 ③ K	4	0	1	0	0	3	1
44 Mark Trumbo, R (1, 3) OBP: 0.296, SLG: 0.457		F FF 93 F FF 94 X FF 95 0-2 ① G5-3		B SL 85 C SL 84 C FF 96 X FF 96 1-2 ③ F8			B FF 96 D SL 87 F FF 97 X FF 97 2-1 ① G3-1 1-2 2-3			3	0	0	0	0	0	2
56 Kole Calhoun, L (1, 9) OBP: 0.327, SLG: 0.429		C FF 94 X CH 85 0-1 ② F7			C FF 92 S FF 93 X FF 95 0-2 ① P1		D FF 96 B FF 95 B SL 87 C FF 96 X FF 94 3-1 ② SF7 3-H			2	0	0	1	0	0	0
8 Chris Nelson, R (1, 5) OBP: 0.273, SLG: 0.327 7 Andrew Romine, S (7, 5) OBP: 0.250, SLG: 0.172		B FF 94 S FF 94 S SL 85 B SL 85 F SL 84 B FF 95 S SL 86 3-3 ③ K			C FF 94 B FF 94 B FF 95 B FF 95 X FF 94 3-1 ② G4-3		C FF 97 X FF 96 0-1 ③ G6-3			3	0	0	0	0	1	1
										0	0	0	0	0	0	0
17 Chris Iannetta, R (1, 2) OBP: 0.353, SLG: 0.325			B FF 91 C FF 92 C FF 93 S SL 84 1-3 ① K		X FF 94 0-0 ③ G6-3			C CU 77 B FF 89 F CU 77 B FS 79 B FF 89 X FF 88 3-2 ① F8		3	0	0	0	0	1	0
10 Grant Green, R (1, 4) OBP: 0.341, SLG: 0.308			B FF 94 F FF 93 B FF 96 F FF 94 B SL 85 S SL 85 3-3 ② K			B FF 93 X FF 93 1-0 ① P4		C FF 88 X FS 80 0-1 ② F8		3	0	0	0	0	1	0
Inning Stats	R: 0 E: 0 K: 1 S: 10 H: 1 LOB: 1 BB: 0 P: 15	R: 0 E: 0 K: 1 S: 9 H: 0 LOB: 0 BB: 0 P: 12	R: 0 E: 0 K: 2 S: 8 H: 1 LOB: 1 BB: 0 P: 13	R: 0 E: 0 K: 1 S: 10 H: 0 LOB: 0 BB: 0 P: 15	R: 0 E: 0 K: 0 S: 6 H: 0 LOB: 0 BB: 0 P: 9	R: 0 E: 0 K: 0 S: 5 H: 1 LOB: 0 BB: 0 P: 6	R: 1 E: 0 K: 0 S: 14 H: 2 LOB: 1 BB: 0 P: 22	R: 0 E: 0 K: 0 S: 7 H: 0 LOB: 0 BB: 0 P: 12	R: 0 E: 0 K: 2 S: 9 H: 0 LOB: 0 BB: 0 P: 15	1B: 5 2B: 1 3B: 0 HR: 0	SF: 1 SAC: 0 DP: 1 HBP: 0						

PITCHER	IP	WLS	BF	H	R	ER	SO	BB	IBB	HBP	BLK	WP	HR	S	P	ERA	WHIP
22 Chris Archer, R (1, 1) ERA: 2.81	7.0	W	25	5	1	1	5	0	0	0	0	0	0	62	92	1.29	0.714
62 Joel Peralta, R (8, 1) ERA: 3.0	1.0	H	3	0	0	0	0	0	0	0	0	0	0	7	12	0.00	0.000
56 Fernando Rodney, R (9, 1) ERA: 3.88	1.0	S	3	0	0	0	2	0	0	0	0	0	0	9	15	0.00	0.000

PITCHER	IP	WLS	BF	H	R	ER	SO	BB	IBB	HBP	BLK	WP	HR	S	P	ERA	WHIP

TOP

Los Angeles Angels @ Tampa Bay Rays

Tropicana Field, St. Petersburg, FL

Wed Aug 28 2013, 7:11 PM - 9:58 PM EDT

Att. 13,535 - Dome - 72 F

livebaseballscorecards.com

AB	30
R	1
H	5
RBI	1
BB	0
SO	7
LOB	6

1B: 5 SF: 1
2B: 1 SAC: 0
3B: 0 DP: 1
HR: 0 HBP: 0

WP: 0 PA: 31
PB: 0
SB: 1
CS: 0

Batter	1	2	3	4	5	6	7	8	9	AB	R	H	RBI	BB	SO	LOB
7 David DeJesus, L (1, 7) OBP: 0.336, SLG: 0.406	B FC 95 B FC 95 C FC 95 C FC 95 X FF 96 2-2 18 1B 20 SF7 2B	B SI 94 C FC 94 B SL 84 B SL 82 C FC 93 B SL 83 4-2 1-2 2-3 BB		C SL 84 X SL 84 0-1 18 1B 3 E 2-3 3-H 1B		C CH 84 X CH 84 0-1 ③ P4				3	2	2	1	1	0	0
18 Ben Zobrist, S (1, 4) OBP: 0.354, SLG: 0.412	B FF 93 B FC 96 F FC 95 F FF 94 F SL 84 X SL 84 2-2 2-3 1B	X FF 94 0-0 ③ L8		1 SAFE C SL 83 B SL 83 B FF 92 1 SAFE X SL 84 2-1 3 E 1-3 3-H 1B			B SI 90 B CH 83 C SI 90 S FC 88 C SI 92 2-3 ① K			4	0	2	1	0	1	3
3 Evan Longoria, R (1, 5) OBP: 0.346, SLG: 0.514	S FC 94 B SL 84 F FC 95 F SL 84 S SI 94 1-3 ① K		B FC 92 X FC 94 1-0 ① G5-3	X FC 93 0-0 E6 20 G4-6-3 1-2 3-H			C SI 90 B SL 79 F CH 85 B SI 92 X FC 88 2-2 ② F9			4	0	0	1	0	1	3
20 Matt Joyce, L (1, 10) OBP: 0.347, SLG: 0.469	B SL 84 1 SAFE C SI 95 B FF 95 1 SAFE F SI 94 X SL 84 2-2 ② SF7 3-H		B FF 93 B FC 94 B FF 93 B FC 93 4-0 BB	B CU 78 X SI 90 1-0 ② ③ G4-6-3 1-2f			C FF 91 B CH 85 X FC 89 1-1 2B			2	0	1	1	1	0	2
9 Wil Myers, R (1, 9) OBP: 0.345, SLG: 0.448	C SL 84 1 SAFE C SL 85 B CU 77 S SL 84 1-3 ③ K		B FC 93 1 SAFE C SL 84 X SL 85 1-1 ② F9		B FF 92 X SI 92 1-0 ① L8		B CU 77 C SI 90 X FC 89 1-1 ③ F8			4	0	0	0	0	1	3
21 James Loney, L (1, 3) OBP: 0.350, SLG: 0.423		B SI 95 C SL 83 B SL 82 X FF 94 2-1 ① G4-3	1 SAFE B FF 93 C SL 84 X SL 84 1-1 ③ G4-3		B CU 75 X FF 92 1-0 ② G6-3			B FF 93 B SI 90 C FF 90 B FF 89 X FF 91 3-1 ① P5		4	0	0	0	0	0	1
8 Desmond Jennings, R (1, 8) OBP: 0.321, SLG: 0.399	S FC 94 B SL 87 B FC 95 B FC 94 C FC 94 F FC 95 X FC 94 3-2 ② G6-3		C SL 84 B FC 93 B FC 94 C SL 83 B SL 86 F FC 93 X FC 93 3-2 11 SH1-4 59 1B 7 1B 1B	C FC 90 C SI 92 B FC 89 B CU 79 F FF 92 B CH 85 X FC 90 3-2 ③ P3				B SL 86 S FF 94 B CH 86 C FF 92 X CU 76 2-2 ② G6-3		4	1	1	0	0	0	0
59 Jose Lobaton, S (1, 2) OBP: 0.325, SLG: 0.419	B CU 76 B FF 92 S FC 93 B FF 93 C FC 93 B SL 82 4-2 7 WP 11 1B BB		X FF 93 0-0 7 1B 11 SH1-4 18 1B 1-2 1B	C SI 92 S FC 89 S CU 78 0-3 ① K				F FF 94 F CH 85 B FF 93 F FF 94 B CU 75 X CU 75 2-2 ③ G3		3	1	1	0	1	1	0
11 Yunel Escobar, R (1, 6) OBP: 0.338, SLG: 0.376		C FC 92 B SL 82 B FC 93 X FC 94 2-1 7 WP 1-2 1B		B SL 84 C FC 93 L FF 94 X SL 83 1-2 ① SH1-4 1-2 2-3		X CU 76 0-0 ② F8				2	0	1	0	0	0	0
Inning Stats	R: 1 E: 0 K: 2 S: 17 H: 2 LOB: 1 BB: 0 P: 25	R: 0 E: 0 K: 0 S: 13 H: 1 LOB: 3 BB: 2 P: 28	R: 0 E: 0 K: 0 S: 5 H: 0 LOB: 1 BB: 1 P: 12	R: 3 E: 1 K: 0 S: 14 H: 4 LOB: 1 BB: 0 P: 21	R: 0 E: 0 K: 0 S: 6 H: 0 LOB: 0 BB: 0 P: 11	R: 0 E: 0 K: 1 S: 6 H: 0 LOB: 0 BB: 0 P: 6	R: 0 E: 0 K: 1 S: 10 H: 1 LOB: 1 BB: 0 P: 16	R: 0 E: 0 K: 0 S: 9 H: 0 LOB: 0 BB: 0 P: 16		1B: 6 2B: 2 3B: 0 HR: 0 SF: 1 SAC: 1 DP: 1 HBP: 0					WP: 1 PB: 0 SB: 0 CS: 0 PA: 35	

BOTTOM

Los Angeles Angels @ Tampa Bay Rays

Tropicana Field, St. Petersburg, FL

Wed Aug 28 2013, 7:11 PM - 9:58 PM EDT

Att. 13,535 - Dome - 72 F

livebaseballscorecards.com

AB	30
R	4
H	8
RBI	4
BB	3
SO	4
LOB	12

PITCHER		IP	WLS	BF	H	R	ER	SO	BB	IBB	HBP	BLK	WP	HR	S	P	ERA	WHIP
Garrett Richards, R ERA: 4.16	(1, 1)	3.1	L	21	7	4	4	2	3	0	0	0	1	0	48	84	10.80	3.000
54 Buddy Boshers, L ERA: 2.45	(4, 1)	0.2		1	0	0	0	0	0	0	0	0	0	0	1	2	0.00	0.000
57 Jerome Williams, R ERA: 4.69	(5, 1)	3.0		10	1	0	0	2	0	0	0	0	0	0	22	33	0.00	0.333
46 Cory Rasmus, R ERA: 8.0	(8, 1)	1.0		3	0	0	0	0	0	0	0	0	0	0	9	16	0.00	0.000

PITCHER	IP	WLS	BF	H	R	ER	SO	BB	IBB	HBP	BLK	WP	HR	S	P	ERA	WHIP

Batter	1	2	3	4	5	6	7	8	9	AB	R	H	RBI	BB	SO	LOB
39 JB Shuck, L (1, 9) OBP: 0.335, SLG: 0.383 44 Mark Trumbo, R (8, 3) OBP: 0.296, SLG: 0.457	B FF 92 B FF 93 C FF 92 X FF 91 2-1 2 G3-6-3 1B		C FF 90 B CH 83 B CH 84 F FF 91 X FF 90 2-2 ② P6			C FF 92 B FC 87 X FC 86 1-1 27 BB 56 1B		B FC 86 X FC 86 1-0 ① G4-3		4 0	1 0	2 0	0 0	0 0	0 0	0 0
2 Erick Aybar, S (1, 6) OBP: 0.308, SLG: 0.368	C FF 91 F CH 83 B CH 84 X CH 84 1-2 ①② G3-6-3 1-2f		L CH 83 B CU 70 B CH 83 F FF 91 S FF 91 2-3 ③ K			S FF 94 X FF 94 0-1 ① P4		C FC 87 C CH 84 B CU 78 X CU 78 1-2 ② G6-3		4	0	0	0	0	1	2
27 Mike Trout, R (1, 7) OBP: 0.428, SLG: 0.572	B FF 94 S SL 82 F SL 84 B FF 94 B FF 93 B FF 94 4-2 BB			C FF 91 B SL 81 B FF 91 F FF 90 T FF 92 2-2 ① K		B CH 85 B CH 83 B CH 84 B FF 94 4-0 56 1B 1-2 BB		F SL 83 C FC 89 X CU 78 0-2 ③ F9		2	0	0	0	2	1	0
32 Josh Hamilton, L (1, 10) OBP: 0.294, SLG: 0.419	F FF 92 F FF 93 F FF 93 X CU 72 0-2 ③ G3			F FF 92 B FF 91 F CH 84 X FF 92 1-2 ② G5-3		B FF 95 B FF 94 X FF 94 2-0 ② F8			B CH 84 S FC 88 B CU 78 B CH 84 B FC 88 4-1 10 FC6-4 BB	3	0	0	0	1	0	3
56 Kole Calhoun, L (1, 3) OBP: 0.324, SLG: 0.420 (8, 9)		C FF 92 F FF 91 S FF 90 0-3 ① K		B FF 91 C FF 91 X FF 91 1-1 ③ G4-3		X FF 94 0-0 1-3 2-H 1B			1 SAFE 1 SAFE C FC 88 F FC 88 D CU 79 F FC 89 S CU 79 1-3 ① K	4	0	1	1	0	2	1
16 Hank Conger, L (1, 2) OBP: 0.314, SLG: 0.425		B FF 92 B CH 84 T FF 91 B FF 91 B FF 92 4-1 10 G5-3 18 1B BB			S FF 90 S FF 91 B FF 90 F CH 84 B FF 92 B SL 85 X FF 91 3-2 10 L3-6 2B	X CH 86 0-0 ③ B1-3			S SI 90 C CH 85 C FF 90 0-3 ② K	3	1	1	0	1	1	3
10 Grant Green, R (1, 4) OBP: 0.326, SLG: 0.293		F FF 91 D SL 83 F SL 83 D SL 83 F FF 91 B SL 84 1 SAFE X FF 91 3-2 ② G5-3 1-2			F SL 80 B FF 91 C FF 90 D SL 81 F SL 83 F FF 92 X FF 91 2-2 ①② L3-6 2-2		B CH 83 X CH 85 1-0 ① G6-3		1 SAFE F CH 84 X CH 85 0-1 ③ FC6-4 1-2f	4	0	0	0	0	0	3
18 Luis Jimenez, R (1, 5) OBP: 0.280, SLG: 0.306		C FF 91 B SL 83 F SL 84 B FF 92 X CU 71 2-2 ③ 2-H 1B			B FF 92 X FF 92 1-0 2B		B FF 94 S FF 94 X CH 86 1-1 ② G5-3			3	0	2	1	0	0	0
25 Peter Bourjos, R (1, 8) OBP: 0.333, SLG: 0.388			X SL 81 0-0 ① L5		C SL 81 B SL 81 S FF 91 D SL 82 B FF 92 X SL 79 3-2 ③ G6-3		C FF 93 F FF 96 B FF 94 B FF 95 S CH 86 2-3 ③ K			3	0	0	0	0	1	1
Inning Stats	R: 0 E: 0 K: 0 S: 11 H: 1 LOB: 1 BB: 1 P: 18	R: 1 E: 0 K: 1 S: 11 H: 1 LOB: 1 BB: 1 P: 20	R: 0 E: 0 K: 1 S: 7 H: 0 LOB: 0 BB: 0 P: 11	R: 0 E: 0 K: 1 S: 8 H: 0 LOB: 0 BB: 0 P: 12	R: 0 E: 0 K: 0 S: 13 H: 2 LOB: 1 BB: 0 P: 22	R: 1 E: 0 K: 0 S: 7 H: 2 LOB: 2 BB: 1 P: 14	R: 0 E: 0 K: 1 S: 6 H: 0 LOB: 0 BB: 0 P: 10	R: 0 E: 0 K: 0 S: 7 H: 0 LOB: 0 BB: 0 P: 9	R: 0 E: 0 K: 2 S: 10 H: 0 LOB: 1 BB: 1 P: 15	1B: 4 2B: 3 3B: 0 HR: 0 SF: 0 SAC: 0 DP: 2 HBP: 0						

PITCHER		IP	WLS	BF	H	R	ER	SO	BB	IBB	HBP	BLK	WP	HR	S	P	ERA	WHIP
23 Jake Odorizzi, R ERA: 5.09	(1, 1)	5.0	L	18	4	1	1	3	2	0	0	0	0	0	50	83	1.80	1.200
54 Alex Torres, L ERA: 1.41	(6, 1)	2.0		9	2	1	1	1	1	0	0	0	0	0	13	24	4.50	1.500
35 Jamey Wright, R ERA: 2.97	(8, 1)	1.1		5	0	0	0	1	1	0	0	0	0	0	12	19	0.00	0.750
49 Wesley Wright, L ERA: 4.08	(9, 1)	0.2		2	0	0	0	1	0	0	0	0	0	0	5	5	0.00	0.000

PITCHER	IP	WLS	BF	H	R	ER	SO	BB	IBB	HBP	BLK	WP	HR	S	P	ERA	WHIP

TOP

Los Angeles Angels @ Tampa Bay Rays

Tropicana Field, St. Petersburg, FL

Thu Aug 29 2013, 1:11 PM - 4:13 PM EDT

Att. 15,741 - Dome - 72 F

livebaseballscorecards.com

AB	30
R	2
H	6
RBI	2
BB	4
SO	6
LOB	13

Batter	1	2	3	4	5	6	7	8	9	AB	R	H	RBI	BB	SO	LOB
8 Desmond Jennings, R (1, 8) OBP: 0.323, SLG: 0.400	S SI 85 B FF 87 X KC 76 1-1 3 FC4-6 2B		C FF 84 C FF 85 B FF 86 X CH 78 1-2 ① F8		B CH 78 C FF 85 B SI 86 B CH 79 X FF 86 3-1 ③ G6-3			B FC 92 B FC 91 C FF 91 C FC 94 B FF 94 B FF 93 4-2 18 G6-3 BB		3	0	1	0	1	0	0
18 Ben Zobrist, S (1, 4) OBP: 0.357, SLG: 0.412	F CH 79 H SI 86 1-1 3 FC4-6 HBP		C SI 86 F CH 78 B SI 85 F SI 86 B CH 79 B CH 78 B CH 80 4-2 3 FC3-6 BB			F CH 78 B FF 85 F FF 86 B KC 74 X SI 86 2-2 E5 1B		C FC 94 B SL 82 X FF 92 1-1 ①② G6-3 1-2f		2	0	1	0	1	0	1
3 Evan Longoria, R (1, 5) OBP: 0.343, SLG: 0.510	B FF 87 B CH 79 F KC 76 X CH 80 2-1 ① FC4-6 9 BB 1-2f 2-3		X CH 79 0-0 ② FC3-6 1-2f			B SI 86 C SI 85 B FF 86 C SI 86 S CH 78 2-3 ① K		B FF 95 S FC 94 F FC 95 X FC 96 1-2 ③ F9		4	0	0	0	0	1	4
9 Wil Myers, R (1, 9) OBP: 0.352, SLG: 0.446	B CH 79 B CH 80 F KC 76 B FF 87 B CH 80 4-1 1-2 BB		C FF 85 C FF 86 1 SAFE S KC 76 0-3 ③ K			B CH 78 B CH 79 S CH 78 S CH 78 B SI 87 F CH 79 F CH 79 B FF 86 4-2 BB			C FF 95 C FF 94 F FF 94 B FF 96 B SL 85 B FF 94 F FF 94 B FF 95 4-2 11 2B BB	1	0	0	0	3	1	1
1 Sean Rodríguez, R (1, 3) OBP: 0.308, SLG: 0.357 20 Matt Joyce, L (9, PH) OBP: 0.347, SLG: 0.467	F SI 87 C SI 87 D CH 80 B CH 79 F CH 80 X SI 88 2-2 ② F5			C KC 74 X CH 78 0-1 ① G5-3		S CH 79 F FF 86 S CH 79 0-3 ② K			D FF 95 B FF 94 C FF 94 B FF 94 C FF 94 F FF 95 F FF 93 X FF 93 3-2 ① P6	3 1	0 0	0 0	0 0	0 0	1 0	5 1
11 Yunel Escobar, R (1, 6) OBP: 0.337, SLG: 0.377	B CH 81 T SI 87 C FF 88 B SI 88 X CH 80 2-2 ③ F8			C FF 86 B FF 86 X FF 86 1-1 ② G5-3		B CH 79 C SI 86 2 SAFE S CH 79 X CH 79 1-2 ③ F9			C SL 85 S SL 95 F FF 96 B FF 95 F FF 95 X SL 87 1-2 1-3 2B	4	0	1	0	0	0	5
2 Kelly Johnson, L (1, 10) OBP: 0.313, SLG: 0.440		C KC 74 F FF 86 B SI 85 B SI 86 B CH 79 C KC 75 3-3 ① K		C FF 86 S CH 79 B FF 85 X KC 74 1-2 ③ G3			B SI 85 C SI 86 B KC 74 X KC 75 2-1 ① G4-3		B FF 94 S FF 94 F FF 94 F FF 95 F FF 95 X FF 95 1-2 ② P5	4	0	0	0	0	1	2
59 Jose Lobaton, S (1, 2) OBP: 0.321, SLG: 0.413 7 David DeJesus, L (9, PH) OBP: 0.335, SLG: 0.405		C CH 78 B SI 86 B SI 86 C SI 87 X CH 79 2-2 ② G6-3			B KC 73 S CH 77 S CH 77 C FF 85 1-3 ① K		S FF 85 C SI 86 F KC 76 X KC 74 0-2 ② G5-3		C FF 94 F FF 94 X FF 95 0-2 ③ F9	3 1	0 0	0 0	0 0	0 0	1 0	0 2
5 Sam Fuld, L (1, 7) OBP: 0.264, SLG: 0.274		B SI 87 F SI 86 B SI 86 B FF 86 C SI 87 S KC 76 3-3 ③ K			C KC 76 C FF 86 X CH 78 0-2 ② L9		C KC 77 F SI 85 C SI 87 0-3 ③ K			3	0	0	0	0	2	0
Inning Stats	R: 0 H: 1 E: 0 LOB: 3 K: 0 BB: 1 S: 13 P: 25	R: 0 H: 0 E: 0 LOB: 0 K: 2 BB: 0 S: 9 P: 17	R: 0 H: 0 E: 0 LOB: 1 K: 1 BB: 1 S: 10 P: 15	R: 0 H: 0 E: 0 LOB: 0 K: 0 BB: 0 S: 7 P: 9	R: 0 H: 0 E: 0 LOB: 0 K: 1 BB: 0 S: 8 P: 12	R: 0 H: 1 E: 1 LOB: 2 K: 2 BB: 1 S: 16 P: 25	R: 0 H: 0 E: 0 LOB: 0 K: 1 BB: 0 S: 9 P: 11	R: 0 H: 0 E: 0 LOB: 1 K: 0 BB: 1 S: 7 P: 13	R: 0 H: 1 E: 0 LOB: 2 K: 0 BB: 1 S: 22 P: 31	1B: 1 SF: 0 2B: 2 SAC: 0 3B: 0 DP: 1 HR: 0 HBP: 1					WP: 0 PA: 35 PB: 0 SB: 0 CS: 0	

PITCHER	IP	WLS	BF	H	R	ER	SO	BB	IBB	HBP	BLK	WP	HR	S	P	ERA	WHIP
60 Jason Vargas, L (1, 1) ERA: 3.54	7.0	W	27	2	0	0	7	3	0	1	0	0	0	72	114	0.00	0.714
65 Dane De La Rosa, R (8, 1) ERA: 3.39	1.0	H	3	0	0	0	0	1	0	0	0	0	0	7	13	0.00	1.000
49 Ernesto Frieri, R (9, 1) ERA: 4.09	1.0	S	5	1	0	0	0	1	0	0	0	0	0	22	31	0.00	2.000

PITCHER	IP	WLS	BF	H	R	ER	SO	BB	IBB	HBP	BLK	WP	HR	S	P	ERA	WHIP

BOTTOM

Los Angeles Angels @ Tampa Bay Rays

Tropicana Field, St. Petersburg, FL

Thu Aug 29 2013, 1:11 PM - 4:13 PM EDT

Att. 15,741 - Dome - 72 F

livebaseballscorecards.com

AB	29
R	0
H	3
RBI	0
BB	5
SO	7
LOB	21

Batter	1	2	3	4	5	6	7	8	9	AB	R	H	RBI	BB	SO	LOB
7 David DeJesus, L (1, 9) OBP: 0.333, SLG: 0.401	C FF 92 X SI 92 0-1 L9	C FF 92 F FF 92 F CH 82 B CH 83 C FF 92 1-3 K			B SI 92 B SI 89 X SI 91 2-0 G3 B SI 81 B FF 91 C SI 90 B SI 92 F SI 92 F SI 94 F SI 92 X SI 91 3-2 G3			C SL 80 B CH 81 X SI 90 1-1 3 1B 18 BB 20 SF7 1B C SI 89 B SI 90 B SI 90 B SI 91 B SI 90 4-1 3 1B 21 2B 1-2 BB	C FF 93 X FF 94 0-1 FC3-6 1-2f F CU 82 B FF 93 C FF 92 F CU 83 X FF 92 1-2 G6-3	5 4	1 1	1 2	0 0	0 1	1 0	3 1
18 Ben Zobrist, S (1, 4) OBP: 0.359, SLG: 0.415	B SI 91 B CH 82 F SI 92 X FF 92 2-1 2B		B SI 91 C SI 90 X CH 82 1-1 3 G6-4-3 1B														
3 Evan Longoria, R (1, 5) OBP: 0.343, SLG: 0.508	F SI 90 X SI 92 0-1 F7		B SI 90 1 SAFE C SI 90 X SI 89 1-1 G6-4-3 1-2f			B SI 90 C SI 90 B CH 81 F SI 90 X SI 92 2-2 F9		B SL 85 S FF 95 B FF 96 X FF 94 2-1 21 2B 1-2 2-3 1B		4	0	1	0	0	0	2
20 Matt Joyce, L (1, 7) OBP: 0.343, SLG: 0.463	D CH 82 B CH 80 F SI 93 X SI 92 2-1 G6-3		S CH 81 B CH 83 B FF 90 X SI 90 2-1 G6-3			B FF 90 C CH 80 C SL 81 S CH 82 1-3 K		B CH 88 X SI 95 1-0 SF7 3-H		3	0	0	1	0	1	1
21 James Loney, L (1, 3) OBP: 0.349, SLG: 0.424		C SI 90 B FF 90 F CH 82 F SI 90 B CH 82 B CH 83 F SI 92 X SI 93 3-2 G4-3		B SL 80 X SI 90 1-0 G4-3		C CH 82 F SI 91 B SI 92 C SL 83 1-3 K		D CH 87 B SI 94 F SI 95 F SI 95 F FF 96 F CH 89 F FF 96 B CH 89 F FF 96 3-2 X FF 96 1-3 2-H 2B		4	0	1	1	0	1	0
8 Desmond Jennings, R (1, 8) OBP: 0.322, SLG: 0.398		B SL 81 B SI 92 B SI 91 B FF 91 4-0 2 S 11 1B BB		B SI 91 B SI 90 X SI 90 2-0 G5-3			C SI 91 F SL 83 X SI 92 0-2 G6-3	S SL 85 B SL 87 D SI 94 F SL 86 S FF 96 2-3 K		3	1	0	0	1	1	2
2 Kelly Johnson, L (1, 10) OBP: 0.315, SLG: 0.439		1 SAFE C FF 89 B FF 90 B SL 82 1 SAFE C CH 81 1 SAFE F CH 81 1 SAFE 4-2 1 SAFE B SI 91 B CH 82 11 1B 1-2 BB		C SL 82 C SI 91 F SI 92 B CH 83 B CH 82 X SI 92 2-2 28 FC4-6 1B			F SL 82 S SI 91 B SI 91 X CH 81 1-2 P6	C CH 88 B FF 96 C FF 95 F CH 89 F FF 95 C SI 97 1-3 K		3	0	1	0	1	1	2
28 José Molina, R (1, 2) OBP: 0.309, SLG: 0.318		C SL 82 C SI 91 F SI 91 D CH 82 X SI 92 1-2 L8		F SI 91 1 SAFE X SI 88 0-1 FC4-6 1-2f			X FF 91 0-0		C SL 87 C FF 94 S FF 94 0-3 K	4	0	1	0	0	1	3
11 Yunel Escobar, R (1, 6) OBP: 0.338, SLG: 0.376 1 Sean Rodríguez, R (9, PR) OBP: 0.308, SLG: 0.357		X SL 83 0-0 1-2 2-H 1B			X SI 91 0-0 G6-3		B SL 83 X FF 90 1-0 F8		B SL 89 C FF 95 B FF 94 C FF 94 F FF 93 F FF 95 B SL 88 F FF 93 B FF 94 4-2 7 FC3-6 BB	3 0	0 0	1 0	1 0	1 0	0 0	1 0
Inning Stats	R: 0 E: 0 K: 0 S: 8 H: 1 LOB: 1 BB: 0 P: 12	R: 1 E: 0 K: 1 S: 17 H: 1 LOB: 2 BB: 2 P: 30	R: 0 E: 0 K: 0 S: 6 H: 1 LOB: 0 BB: 0 P: 10	R: 0 E: 0 K: 0 S: 8 H: 1 LOB: 1 BB: 0 P: 13	R: 0 E: 0 K: 0 S: 7 H: 0 LOB: 0 BB: 0 P: 12	R: 0 E: 0 K: 2 S: 9 H: 0 LOB: 0 BB: 0 P: 13	R: 0 E: 0 K: 0 S: 8 H: 1 LOB: 1 BB: 0 P: 10	R: 2 E: 0 K: 2 S: 21 H: 3 LOB: 2 BB: 1 P: 35	R: 0 E: 0 K: 1 S: 14 H: 0 LOB: 1 BB: 1 P: 19	1B: 6 2B: 2 3B: 0 HR: 0 SF: 1 SAC: 0 DP: 1 HBP: 0						

TOP

Tampa Bay Rays @ Oakland Athletics

O.co Coliseum, Oakland, CA

Fri Aug 30 2013, 10:08 PM - 1:17 AM EDT

Att. 15,603 - Clear - 68 F

livebaseballscorecards.com

AB	33
R	3
H	8
RBI	3
BB	4
SO	6
LOB	15

PITCHER		IP	WLS	BF	H	R	ER	SO	BB	IBB	HBP	BLK	WP	HR	S	P	ERA	WHIP
11 Jarrod Parker, R ERA: 3.59	(1, 1)	7.0		29	6	3	3	3	3	0	0	0	0	0	66	108	3.86	1.286
48 Ryan Cook, R ERA: 2.16	(8, 1)	1.0	W	5	2	0	0	2	0	0	0	0	0	0	18	27	0.00	2.000
50 Grant Balfour, R ERA: 2.39	(9, 1)	1.0	S	4	0	0	0	1	1	0	0	0	0	0	14	19	0.00	1.000

PITCHER	IP	WLS	BF	H	R	ER	SO	BB	IBB	HBP	BLK	WP	HR	S	P	ERA	WHIP

Batter	1	2	3	4	5	6	7	8	9	AB	R	H	RBI	BB	SO	LOB
4 Coco Crisp, S (1, 10) OBP: 0.330, SLG: 0.408	C SI 91 F FF 92 B SI 93 F FC 88 C FC 89 1-3 ① K		B CH 84 X SI 94 1-0 ② L7		X SI 93 0-0 ② G5-3			C SI 91 B KC 78 X FC 86 1-1 20 G6-3 8 2B 1B		4	1	1	0	0	1	1
20 Josh Donaldson, R (1, 5) OBP: 0.371, SLG: 0.485	B SI 94 S CH 84 B SI 94 S CH 84 X CH 84 2-2 8 F8 2B		C FC 90 B SI 95 F FC 88 1 SAFE B FC 89 X SI 95 2-2 ③ L4		C FC 89 B KC 81 X KC 82 1-1 2B			C FF 87 B CU 76 S CU 77 B FF 88 X FS 79 2-2 ① G6-3 1-2		4	0	2	0	0	0	2
8 Jed Lowrie, S (1, 6) OBP: 0.352, SLG: 0.441	F CH 83 B FF 94 B SI 94 S FC 90 B SI 95 X FC 90 3-2 ② F8 2-3			B SI 92 F SI 93 S SI 93 X FC 90 1-2 ① L9	C SI 94 F FF 94 X SI 95 0-2 ③ G6-3			B FF 90 B CU 77 X FS 79 2-0 2-H 2B		4	0	1	1	0	0	2
52 Yoenis Cespedes, R (1, 7) OBP: 0.288, SLG: 0.420	C SI 95 F SI 95 F FC 92 F SI 95 B KC 81 X CH 85 1-2 ③ G5-3			B CU 81 S CH 84 X KC 81 1-1 ② G5-3		C SI 94 X KC 81 0-1 18 G6-3 1B		F CU 78 S FS 80 X FF 89 0-2 ② P3		4	0	1	0	0	0	2
7 Nate Freiman, R (1, 3) OBP: 0.331, SLG: 0.412 10 Daric Barton, L (7, 3) OBP: 0.250, SLG: 0.278		C CH 82 B KC 79 B CH 81 X SI 92 2-1 ① G1-6-3		S CH 84 B SI 94 B FC 89 F CH 84 F FF 95 X FC 90 2-2 ③ G5-3		C SI 93 S FF 94 S FC 89 0-3 ① K		C FS 79 X CU 77 0-1 ③ F7		3 1	0 0	0 0	0 0	0 0	1 0	1 1
18 Alberto Callaspo, S (1, 4) OBP: 0.336, SLG: 0.360		B SI 92 C FF 92 X CH 84 1-1 ② G4-3			F SI 92 X KC 80 0-1 E4 22 HR	B CH 84 X SI 94 1-0 ② ③ G6-3 1-2f				3	1	0	0	0	0	1
25 Chris Young, R (1, 8) OBP: 0.278, SLG: 0.371		C FC 88 B KC 81 C FC 86 X SI 94 1-2 ③ F8			B CH 83 S CH 83 F SI 92 F CH 83 B SI 94 B FC 88 B FC 89 4-2 22 HR BB		B CH 81 C FC 86 F FC 87 X CH 83 1-2 ① P3			2	1	0	0	1	0	0
37 Brandon Moss, L (1, 9) OBP: 0.328, SLG: 0.500			C KC 81 C SI 93 B SI 94 S SI 94 1-3 ① K		B FF 94 C SI 94 F SI 95 B SI 95 F SI 94 F SI 95 C SI 95 2-3 ① K		B KC 81 F SI 92 B SI 93 C KC 80 X SI 93 2-2 ② F9			3	0	0	0	0	2	2
22 Kurt Suzuki, R (1, 2) OBP: 0.289, SLG: 0.333			C KC 81 F CH 85 X FF 94 0-2 1B		X CH 83 0-0 1-H 2-H HR		B SI 93 F SI 94 C SI 94 C FC 90 1-3 ③ K			3	1	2	3	0	1	0
Inning Stats	R: 0 E: 0 K: 1 S: 15 H: 1 LOB: 1 BB: 0 P: 22	R: 0 E: 0 K: 0 S: 7 H: 0 LOB: 0 BB: 0 P: 11	R: 0 E: 0 K: 1 S: 10 H: 1 LOB: 1 BB: 0 P: 14	R: 0 E: 0 K: 0 S: 9 H: 0 LOB: 0 BB: 0 P: 13	R: 3 E: 1 K: 1 S: 17 H: 2 LOB: 1 BB: 1 P: 24	R: 0 E: 0 K: 1 S: 6 H: 1 LOB: 0 BB: 0 P: 7	R: 0 E: 0 K: 1 S: 9 H: 0 LOB: 0 BB: 0 P: 13	R: 1 E: 0 K: 0 S: 11 H: 2 LOB: 1 BB: 0 P: 16		1B: 3 2B: 3 3B: 0 HR: 1 SF: 0 SAC: 0 DP: 1 HBP: 0						

PITCHER		IP	WLS	BF	H	R	ER	SO	BB	IBB	HBP	BLK	WP	HR	S	P	ERA	WHIP
14 David Price, L ERA: 3.3	(1, 1)	7.0	L	28	6	4	3	5	1	0	0	0	0	1	75	107	3.86	1.000
62 Joel Peralta, R ERA: 2.95	(8, 1)	1.0		4	1	0	0	0	0	0	0	0	0	0	9	13	0.00	1.000

PITCHER	IP	WLS	BF	H	R	ER	SO	BB	IBB	HBP	BLK	WP	HR	S	P	ERA	WHIP

BOTTOM

Tampa Bay Rays @ Oakland Athletics

O.co Coliseum, Oakland, CA

Fri Aug 30 2013, 10:08 PM - 1:17 AM EDT

Att. 15,603 - Clear - 68 F

livebaseballscorecards.com

AB	31
R	4
H	7
RBI	4
BB	1
SO	5
LOB	12

PA: 32

WP: 0
PB: 0
SB: 0
CS: 0

Batter	1	2	3	4	5	6	7	8	9	AB	R	H	RBI	BB	SO	LOB
7 David DeJesus, L (1, 7) OBP: 0.330, SLG: 0.397	B FF 93 C FF 92 B FF 94 B FF 92 C FF 92 S FF 93 3-3 K		B FF 94 B CU 78 X FF 93 2-0 G1		B CU 78 C FF 92 C CH 87 X CU 79 1-2 G3 2-3			B FF 92 B FF 93 S FF 94 F FF 95 B CU 79 B FF 94 4-2 11 FC5-4 BB	X CU 82 0-0 G3-1	3	0	0	0	0	1	2
1 Sean Rodríguez, R (8, PH) OBP: 0.312, SLG: 0.357										0	0	0	0	1	0	0
(8, 4)																
2 Kelly Johnson, L (9, PH) OBP: 0.314, SLG: 0.437										1	0	0	0	0	0	2
11 Yunel Escobar, R (1, 6) OBP: 0.335, SLG: 0.373	B FF 94 C FF 93 C CU 78 S CU 80 1-3 K			C SI 91 F FF 92 B FF 91 B FF 92 X CU 79 2-2 G5-3		F CU 79 S CU 79 C SL 88 0-3 K		F FF 93 1 SAFE C FF 95 X SI 95 0-2 FC5-4 3 S 1-2f		4	0	0	0	0	2	1
5 Sam Fuld, L (8, PR) OBP: 0.264, SLG: 0.274										0	0	0	0	0	0	0
(8, 7)																
18 Ben Zobrist, S (1, 4) OBP: 0.356, SLG: 0.412	B SI 93 B FF 93 C FF 92 C FF 92 B CU 80 X FF 92 3-2 G1-3			B CH 87 X FF 93 1-0 G4-3		X FF 92 0-0 F8		1 SAFE F FF 94 1 SAFE 1 SAFE B FF 93 1 SAFE S FF 94 X FF 94 1-2 F9		4	0	0	0	0	0	1
(8, 6)																
3 Evan Longoria, R (1, 5) OBP: 0.342, SLG: 0.506		C SI 93 B CU 80 S FF 92 C FF 92 1-3 K		C SI 93 X FF 94 0-1 20 BB 1B		C FF 93 B CU 78 B CU 78 F SI 90 X CU 79 2-2 G1-3		C SI 89 B SI 88 B SI 91 C SI 89 F SI 91 S FF 92 2-3 K 1-2		4	0	1	0	0	2	1
20 Matt Joyce, L (1, 10) OBP: 0.345, SLG: 0.462		C FF 92 B CH 86 F CH 86 F FF 93 B CU 80 C CU 78 2-3 K		D CU 79 C FF 91 B FF 93 B FF 92 F FF 92 B CU 78 4-2 1-2 BB			B FF 91 B FF 90 B SI 89 C FF 92 F FF 91 F FF 91 X FF 91 3-2 9 G6-3 1B		B FF 92 S FF 91 X FF 92 1-1 F9	3	0	1	0	1	1	0
9 Wil Myers, R (1, 9) OBP: 0.350, SLG: 0.447	C SI 93 C CU 80 B SL 89 B FF 94 S CU 80 2-3 K			C SI 93 S CU 79 D CU 79 S CU 78 1-3 K			B CU 78 C SI 92 C SI 90 1 SAFE D CU 80 X SI 92 2-2 G6-3 1-2f		B FF 94 B FF 94 F FF 93 C FF 94 B SL 86 F FF 94 X FF 93 3-2 8 WP 8 1B 2B	4	1	1	0	0	2	3
21 James Loney, L (1, 3) OBP: 0.353, SLG: 0.425			B FF 92 X FF 91 1-0 59 F8 1B		F FF 92 B CU 79 C CU 78 B CU 81 X FF 93 2-2 L5		B FF 92 C FF 92 B FF 91 X SI 90 2-1 59 WP 1B		B FF 93 B FF 93 B FF 94 C FF 92 S SL 86 B SL 86 4-2 8 1B BB	3	0	2	0	1	0	0
59 Jose Lobaton, S (1, 2) OBP: 0.324, SLG: 0.417			F FF 92 B FF 92 X CH 85 1-1 F8 1-2		C FF 92 C SI 92 X CU 80 0-2 7 BLK 2B		B FF 94 B FF 95 C FF 94 B FF 95 T FF 95 B SI 96 4-2 1-2 BB		X FF 93 0-0 L4	3	0	1	0	1	0	3
8 Desmond Jennings, R (1, 8) OBP: 0.322, SLG: 0.396			B CU 79 X FF 92 1-0 P3		B FF 93 D SI 91 C SI 92 B SI 92 X SI 92 3-1 G5-3		B FF 96 C FF 95 C CU 80 X FF 95 1-2 F8		B SL 87 B SL 86 B FF 93 C FF 93 X FF 93 3-1 1-2 2-H 1B	4	0	1	1	0	0	4
Inning Stats	R: 0 E: 0 K: 2 S: 9 H: 0 LOB: 0 BB: 0 P: 16	R: 0 E: 0 K: 3 S: 10 H: 0 LOB: 0 BB: 0 P: 15	R: 0 E: 0 K: 0 S: 5 H: 1 LOB: 1 BB: 0 P: 10	R: 0 E: 0 K: 1 S: 11 H: 1 LOB: 2 BB: 1 P: 19	R: 0 E: 0 K: 0 S: 11 H: 1 LOB: 1 BB: 0 P: 17	R: 0 E: 0 K: 1 S: 7 H: 0 LOB: 0 BB: 0 P: 9	R: 0 E: 0 K: 0 S: 14 H: 2 LOB: 2 BB: 1 P: 26	R: 0 E: 0 K: 1 S: 13 H: 0 LOB: 2 BB: 1 P: 20	R: 1 E: 0 K: 0 S: 12 H: 2 LOB: 2 BB: 1 P: 23	1B: 5 2B: 2 3B: 0 HR: 0 SF: 0 SAC: 0 DP: 1 HBP: 0						

TOP

Tampa Bay Rays @ Oakland Athletics

O.co Coliseum, Oakland, CA

Sat Aug 31 2013, 9:10 PM - 12:13 AM EDT

Att. 35,067 - Partly Cloudy - 64 F

livebaseballscorecards.com

AB	33
R	1
H	7
RBI	1
BB	4
SO	8
LOB	17

WP: 2 PA: 37
PB: 0
SB: 1
CS: 0

PITCHER		IP	WLS	BF	H	R	ER	SO	BB	IBB	HBP	BLK	WP	HR	S	P	ERA	WHIP
54 Sonny Gray, R ERA: 2.57	(1, 1)	6.2	W	25	5	0	0	7	1	0	0	1	0	0	62	102	0.00	0.900
62 Sean Doolittle, L ERA: 3.63	(7, 1)	1.0	H	5	0	0	0	0	2	0	0	0	1	0	13	23	0.00	2.000
61 Dan Otero, R ERA: 1.19	(8, 1)	0.1	H	1	0	0	0	1	0	0	0	0	0	0	5	7	0.00	0.000
50 Grant Balfour, R ERA: 2.52	(9, 1)	1.0	S	6	2	1	1	0	1	0	0	0	1	0	12	23	9.00	3.000

PITCHER	IP	WLS	BF	H	R	ER	SO	BB	IBB	HBP	BLK	WP	HR	S	P	ERA	WHIP

Batter	1	2	3	4	5	6	7	8	9	AB	R	H	RBI	BB	SO	LOB
4 Coco Crisp, S (1, 8) OBP: 0.334, SLG: 0.419	X SI 91 0-0 20 S 1B		B KC 80 B KC 78 B KC 79 C SI 91 F CH 84 X KC 79 3-2 ② G4-3			C SI 92 B CH 86 S CH 87 D CH 88 X SI 93 2-2 20 G6-4-3 1B 3-H		C KC 79 X SI 90 0-1 HR		4	1	3	2	0	0	0
20 Josh Donaldson, R (1, 5) OBP: 0.370, SLG: 0.482	B SI 91 D KC 79 C SI 91 1 SAFE B SI 91 D KC 79 4-1 52 FC5-4 BB 1-2		C SI 91 B CH 86 T CH 85 X SI 92 1-2 ③ P3			C KC 80 1 SAFE 1 SAFE F SI 92 1 SAFE X CH 86 0-2 ①② G6-4-3 1-2f		B KC 81 C CH 86 X CH 86 1-1 ② G6-3		3	0	0	0	1	0	1
8 Jed Lowrie, S (1, 6) OBP: 0.351, SLG: 0.438	F SI 91 F SI 92 S CH 84 0-3 ① K			C SI 91 B SI 91 X CH 85 1-1 ① F7		B CH 84 S CH 85 S CH 85 B CH 87 B CH 86 B CH 85 4-2 BB		S KC 79 B CH 86 X CH 86 1-1 ③ G3		3	0	0	0	1	1	2
37 Brandon Moss, L (1, 9) OBP: 0.326, SLG: 0.496	F KC 78 B CH 84 S CH 84 F CH 85 C SI 91 1-3 ② K			C KC 81 X CH 85 0-1 ② F7		1 SAFE B KC 80 C CH 86 B CH 86 1 SAFE 1 SAFE C KC 80 S CH 87 2-3 ③ K				3	0	0	0	0	2	3
52 Yoenis Cespedes, R (1, 7) OBP: 0.287, SLG: 0.418	C KC 79 F SI 91 B SI 90 F CH 84 X KC 79 1-2 ③ FC5-4 1-2f			X SI 91 0-0 ③ F9			C SI 91 B SI 91 F CH 85 S CH 86 1-3 ① K			3	0	0	0	0	1	2
15 Seth Smith, L (1, 10) OBP: 0.317, SLG: 0.371		C KC 80 B SI 91 B SI 90 S CH 85 S CH 85 2-3 ① K			C SI 91 B SI 91 S KC 80 X SI 92 1-2 28 L8-4-3 1B		B SI 91 B KC 80 B SI 90 C SI 92 B CH 85 4-1 10 BB BB			2	0	1	0	1	1	0
10 Daric Barton, L (1, 3) OBP: 0.256, SLG: 0.263		C SI 90 F KC 82 B CH 86 S CH 85 1-3 ② K			C KC 78 X CH 85 0-1 ① F7		B KC 78 C SI 91 S CH 85 B SI 92 B CH 86 B CH 86 4-2 28 G3-6-3 BB 1-2			2	0	0	0	1	1	1
28 Eric Sogard, L (1, 4) OBP: 0.320, SLG: 0.371		C KC 78 F KC 81 C SI 91 0-3 ③ K			S KC 78 X SI 92 0-1 ②③ L8-4-3 1-1		B CH 84 X SI 92 1-0 ②③ G3-6-3 1-2f			3	0	0	0	0	1	3
21 Stephen Vogt, L (1, 2) OBP: 0.298, SLG: 0.360 22 Kurt Suzuki, R (9, 2) OBP: 0.289, SLG: 0.333			C SI 90 B SI 90 F KC 78 B SI 90 X CH 85 2-2 ① G5-3			B KC 77 X KC 79 1-0 4 1B 3B		B SI 90 X SI 89 1-0 ① F7		3 0	1 0	1 0	0 0	0 0	0 0	0 0
Inning Stats	R: 0 E: 0 K: 2 S: 13 H: 1 LOB: 2 BB: 1 P: 19	R: 0 E: 0 K: 3 S: 9 H: 0 LOB: 0 BB: 0 P: 12	R: 0 E: 0 K: 0 S: 9 H: 0 LOB: 0 BB: 0 P: 15	R: 0 E: 0 K: 0 S: 5 H: 0 LOB: 0 BB: 0 P: 6	R: 0 E: 0 K: 0 S: 7 H: 1 LOB: 0 BB: 0 P: 8	R: 1 E: 0 K: 1 S: 12 H: 2 LOB: 1 BB: 1 P: 21	R: 0 E: 0 K: 1 S: 7 H: 0 LOB: 1 BB: 2 P: 17	R: 1 E: 0 K: 0 S: 7 H: 1 LOB: 0 BB: 0 P: 10		1B: 3 2B: 1 3B: 1 HR: 1 SF: 0 SAC: 0 DP: 3 HBP: 0						

PITCHER	IP	WLS	BF	H	R	ER	SO	BB	IBB	HBP	BLK	WP	HR	S	P	ERA	WHIP
53 Alex Cobb, R (1, 1) ERA: 2.82	8.0	L	30	5	2	2	7	4	0	0	0	0	1	69	108	2.25	1.125

PITCHER	IP	WLS	BF	H	R	ER	SO	BB	IBB	HBP	BLK	WP	HR	S	P	ERA	WHIP

BOTTOM

Tampa Bay Rays @ Oakland Athletics

O.co Coliseum, Oakland, CA

Sat Aug 31 2013, 9:10 PM - 12:13 AM EDT

Att. 35,067 - Partly Cloudy - 64 F

livebaseballscorecards.com

AB	26
R	2
H	5
RBI	2
BB	4
SO	7
LOB	12

WP: 0	PA: 30		
PB: 0			
SB: 1			
CS: 0			

Tampa Bay Rays @ Oakland Athletics

O.co Coliseum, Oakland, CA

Sun Sep 01 2013, 4:09 PM - 7:05 PM EDT

Att. 18,639 - Partly Cloudy - 68 F

livebaseballscorecards.com

Batter	1	2	3	4	5	6	7	8	9	AB	R	H	RBI	BB	SO	LOB
7 David DeJesus, L (1, 7) OBP: 0.333, SLG: 0.401	C FF 86 B FF 89 F FF 87 X FF 88 1-2 F8		C CH 81 B FF 89 1 SAFE D CH 81 1 SAFE B FF 89 B FF 86 4-1 18 G4-6-3 1-2 BB			B FF 87 B FF 89 B FF 87 C FF 88 F FF 89 X FF 88 3-2 18 G3-1 2B		S FF 96 F FF 95 F FF 95 F FF 95 F FF 95 X FF 96 0-2 F9		2	0	1	0	1	0	0
15 Delmon Young, R (8, PH) OBP: 0.301, SLG: 0.396										1	0	0	0	0	0	1
5 Sam Fuld, L (8, 7) OBP: 0.264, SLG: 0.274										0	0	0	0	0	0	0
18 Ben Zobrist, S (1, 4) OBP: 0.354, SLG: 0.408	B CU 68 F FF 87 S CH 79 S CH 80 1-3 K		X CH 81 0-0 G4-6-3 1-2f			B FF 87 C CH 80 X CU 67 1-1 G3-1 2-3		B FF 94 C CH 84 F FF 96 X FF 96 1-2 F9		4	0	0	0	0	1	4
(8, 6)																
3 Evan Longoria, R (1, 5) OBP: 0.340, SLG: 0.502	B FF 87 B FF 87 X FF 87 2-0 G5-3			F FF 88 B CU 67 B CH 81 B FF 89 X FF 90 3-1 G6-3		C FF 89 C FF 87 B CU 67 B FF 90 S CU 67 2-3 K			B FF 97 X FF 95 1-0 G6-3	4	0	0	0	0	1	1
20 Matt Joyce, L (1, 10) OBP: 0.341, SLG: 0.457		B FF 86 C CH 79 C CH 80 B CU 68 F FF 86 B CH 79 F CH 80 S FF 89 3-3 K		B CH 81 B FF 90 C FF 88 C CH 81 F CH 80 F FF 88 S CU 68 2-3 K			B CH 80 B CH 80 X FF 87 2-0 L9		C SI 95 F SI 96 C FF 95 0-3 K	4	0	0	0	0	3	0
21 James Loney, L (1, 3) OBP: 0.354, SLG: 0.433		B FF 87 C FF 88 B FF 87 F FF 87 X FF 88 2-2 HR		C CU 67 C FF 86 X CU 67 0-2 G3-1			C FF 87 B CU 67 B FF 88 X CH 80 2-1 P6		X SI 96 0-0 1B	4	1	2	1	0	0	0
9 Wil Myers, R (1, 9) OBP: 0.349, SLG: 0.448		S CU 68 X CU 67 0-1 G3			C FF 88 B FF 90 B FF 90 X FF 89 2-1 L8		B SL 76 B FF 91 C FF 88 X FF 89 2-1 8 1B 2B		C FF 96 C SL 85 S SL 86 0-3 K	4	0	1	0	0	1	1
8 Desmond Jennings, R (1, 8) OBP: 0.322, SLG: 0.396		B FF 86 T FF 86 C CU 68 F CU 68 F FF 88 B SL 78 C CU 69 2-3 K			C SL 74 F CU 68 X FF 90 0-2 F9		B CU 68 X FF 89 1-0 2-H 1B			3	0	1	0	0	1	0
28 José Molina, R (1, 2) OBP: 0.307, SLG: 0.315			C FF 88 B SL 77 C FF 88 B CU 68 S CU 70 2-3 K		B FF 88 F FF 88 S CU 68 S CU 68 1-3 K			C FF 90 X SI 89 0-1 2B		2	0	0	0	0	2	0
2 Kelly Johnson, L (8, PH) OBP: 0.316, SLG: 0.442										1	0	1	0	0	0	0
(8, 4)																
11 Yunel Escobar, R (1, 6) OBP: 0.336, SLG: 0.374			C FF 89 X FF 88 0-1 7 BB 1B			B FF 88 B FF 88 X FF 88 2-0 F9		C FF 94 F CU 78 B FF 95 B CU 78 S CU 78 2-3 K		2	0	1	0	0	0	0
30 Luke Scott, L (8, PH) OBP: 0.335, SLG: 0.429										1	0	0	0	0	1	1
59 Jose Lobaton, S (8, 2) OBP: 0.324, SLG: 0.417										0	0	0	0	0	0	0
Inning Stats	R: 0 E: 0 K: 1 S: 7 H: 0 LOB: 0 BB: 0 P: 11	R: 1 E: 0 K: 2 S: 15 H: 1 LOB: 0 BB: 0 P: 22	R: 0 E: 0 K: 1 S: 7 H: 1 LOB: 1 BB: 1 P: 13	R: 0 E: 0 K: 1 S: 10 H: 0 LOB: 0 BB: 0 P: 15	R: 0 E: 0 K: 1 S: 8 H: 0 LOB: 0 BB: 0 P: 11	R: 0 E: 0 K: 1 S: 9 H: 1 LOB: 1 BB: 0 P: 17	R: 0 E: 0 K: 0 S: 6 H: 2 LOB: 2 BB: 0 P: 13	R: 0 E: 0 K: 1 S: 14 H: 1 LOB: 1 BB: 0 P: 17	R: 0 E: 0 K: 2 S: 8 H: 1 LOB: 1 BB: 0 P: 9	1B: 3 2B: 3 3B: 0 HR: 1 SF: 0 SAC: 0 DP: 1 HBP: 0						

	AB	32
	R	1
	H	7
	RBI	1
	BB	1
	SO	10
	LOB	8

WP: 0 PA: 33
PB: 0
SB: 0
CS: 0

PITCHER		IP	WLS	BF	H	R	ER	SO	BB	IBB	HBP	BLK	WP	HR	S	P	ERA	WHIP
64 A.J. Griffin, R ERA: 3.84	(1, 1)	7.0	W	25	5	1	1	7	1	0	0	0	0	1	62	102	1.29	0.857
61 Dan Otero, R ERA: 1.19	(8, 1)	0.0		1	1	0	0	0	0	0	0	0	0	0	2	2	∞	∞
62 Sean Doolittle, L ERA: 3.57	(8, 1)	1.0	H	3	0	0	0	1	0	0	0	0	0	0	12	15	0.00	0.000
48 Ryan Cook, R ERA: 2.12	(9, 1)	1.0		4	1	0	0	2	0	0	0	0	0	0	8	9	0.00	1.000

PITCHER	IP	WLS	BF	H	R	ER	SO	BB	IBB	HBP	BLK	WP	HR	S	P	ERA	WHIP

Batter	1	2	3	4	5	6	7	8	9	AB	R	H	RBI	BB	SO	LOB
4 Coco Crisp, S (1, 8) OBP: 0.333, SLG: 0.424	C FC 88 B SI 89 X FC 88 1-1 HR	X FF 92 0-0 ③ L7			C FF 92 X CH 82 0-1 ① F9		S SI 96 S FF 96 B FF 96 B SL 81 X FF 97 2-2 E8 20 F8			4	1	1	1	0	0	1
20 Josh Donaldson, R (1, 5) OBP: 0.369, SLG: 0.479	C SI 90 B SI 89 C CU 77 B FC 88 B SL 83 F FC 87 B FC 88 4-2 52 1B 37 BB BB		F CH 90 C CH 84 X FF 92 0-2 ① F9		B CH 84 X CH 85 1-0 ② G6-3		C FF 96 B SI 96 B FF 96 C FF 94 F FF 97 F FF 94 F FF 96 B FF 97 X SI 98 3-2 ② F8 2-3			3	0	0	0	1	0	1
8 Jed Lowrie, S (1, 6) OBP: 0.352, SLG: 0.441	B SI 88 F FC 88 B CH 82 F FC 86 T CU 79 2-2 ① K		X FF 93 0-0 E5 37 1B 1B		F FF 90 B FF 92 S FF 93 F FF 92 X CH 85 1-2 2B		X FF 95 0-0 ③ F7			4	1	2	0	0	1	2
37 Brandon Moss, L (1, 9) OBP: 0.329, SLG: 0.496	D CH 84 B CH 82 B FC 88 B SI 87 4-0 52 1B 1-2 BB		B FF 93 X FF 92 1-0 3-H 1B		S FF 92 F CH 85 B FF 94 X FF 92 1-2 ③ G3			C SL 79 B FF 93 B FS 80 B FF 93 F FF 93 B SL 78 4-2 52 1B 10 1B BB		2	1	1	1	2	0	1
52 Yoenis Cespedes, R (1, 7) OBP: 0.288, SLG: 0.418	F FC 89 X SI 88 0-1 18 G6-4-3 1-2 2-3 1B		B CH 84 X CH 85 1-0 ② L9			C SL 80 B SI 92 B FS 82 F SL 78 S SI 92 2-3 ① K		B SL 78 X FF 93 1-0 10 1B 28 G1 1-2 1B		4	1	2	0	0	1	1
18 Alberto Callaspo, S (1, 10) OBP: 0.333, SLG: 0.357	C FC 88 S FC 88 D CU 77 B CU 77 F FC 88 F FC 88 B CH 84 X FC 87 3-2 ②③ G6-4-3 1-2f		S FF 92 X FF 94 0-1 ③ F8			B SI 89 T SL 78 B SI 90 F SL 76 F SI 90 X SI 91 2-2 ② P4		C FF 95 C FF 94 S FS 81 0-3 ① K		4	0	0	0	0	1	6
10 Daric Barton, L (1, 3) OBP: 0.277, SLG: 0.286		X SI 87 0-0 21 F8 28 SH2-3 1B		B FC 83 C FF 92 F CH 82 B FF 91 F CH 83 X FF 91 2-2 ① F7		F SI 89 B SI 89 C SI 88 S SI 90 1-3 ③ K		X FF 91 0-0 28 G1 1-3 2-H 1B		4	0	2	1	0	1	0
28 Eric Sogard, L (1, 4) OBP: 0.320, SLG: 0.369		B FC 87 1 SAFE 1 SAFE F FC 87 X CH 82 1-1 ① SH2-3 1-2		B CH 81 C CH 83 B CH 83 B FF 91 B SI 90 4-1 21 G4-6-3 BB			X FF 95 0-0 ① G6-3	L SL 85 P PO 89 B SL 83 F FF 92 F FF 92 B CU 70 X SL 85 3-2 ② G1 1-2 3-H		2	0	0	1	1	0	1
21 Stephen Vogt, L (1, 2) OBP: 0.296, SLG: 0.389		B CH 80 F FC 87 X FC 87 1-1 ② F8 2-3		1 SAFE C SI 91 X FF 91 0-1 ②③ G4-6-3 1-2f			C FF 95 F FF 95 B FF 97 B FF 98 F FF 96 F FF 96 F FF 97 F SL 87 B FF 96 3-2 F FF 97 X SI 95 HR	C SL 83 S SL 85 X SL 82 0-2 ③ G4-3		4	1	1	1	0	0	3
Inning Stats	R: 1 E: 0 K: 1 S: 15 H: 2 LOB: 2 BB: 2 P: 29	R: 0 E: 0 K: 0 S: 6 H: 1 LOB: 1 BB: 0 P: 8	R: 1 E: 1 K: 0 S: 8 H: 2 LOB: 1 BB: 0 P: 10	R: 0 E: 0 K: 0 S: 7 H: 0 LOB: 0 BB: 1 P: 13	R: 0 E: 0 K: 0 S: 10 H: 1 LOB: 1 BB: 0 P: 13	R: 0 E: 0 K: 2 S: 10 H: 0 LOB: 0 BB: 0 P: 15	R: 1 E: 1 K: 0 S: 19 H: 1 LOB: 1 BB: 0 P: 27	R: 2 E: 0 K: 1 S: 15 H: 2 LOB: 1 BB: 1 P: 22		1B: 6 2B: 1 3B: 0 HR: 2 SF: 0 SAC: 1 DP: 2 HBP: 0				WP: 0 PB: 0 SB: 0 CS: 0 PA: 36		

PITCHER		IP	WLS	BF	H	R	ER	SO	BB	IBB	HBP	BLK	WP	HR	S	P	ERA	WHIP
35 Jamey Wright, R ERA: 3.03	(1, 1)	1.2		9	3	1	1	1	2	0	0	0	0	1	20	36	5.40	3.000
54 Alex Torres, L ERA: 1.31	(2, 1)	3.1	L	13	3	1	0	0	1	0	0	0	0	0	26	37	0.00	1.200
47 Brandon Gomes, R ERA: 5.4	(6, 1)	0.2		2	0	0	0	1	0	0	0	0	0	0	7	11	0.00	0.000
49 Wesley Wright, L ERA: 4.05	(6, 1)	0.1		1	0	0	0	1	0	0	0	0	0	0	3	4	0.00	0.000
57 Jake McGee, L ERA: 4.1	(7, 1)	0.2		4	1	1	1	0	0	0	0	0	0	1	18	26	13.50	1.500

PITCHER		IP	WLS	BF	H	R	ER	SO	BB	IBB	HBP	BLK	WP	HR	S	P	ERA	WHIP
52 Josh Lueke, R ERA: 5.87	(7, 1)	0.2		4	1	2	2	1	1	0	0	0	0	0	7	12	27.00	3.000
27 Cesár Ramos, L ERA: 4.5	(8, 1)	0.2		3	1	0	0	0	0	0	0	0	0	0	9	11	0.00	1.500

BOTTOM

Tampa Bay Rays @ Oakland Athletics

O.co Coliseum, Oakland, CA

Sun Sep 01 2013, 4:09 PM - 7:05 PM EDT

Att. 18,639 - Partly Cloudy - 68 F

livebaseballscorecards.com

AB	31
R	5
H	9
RBI	5
BB	4
SO	4
LOB	16

Tampa Bay Rays @ Los Angeles Angels

Angel Stadium of Anaheim, Anaheim, CA

Mon Sep 02 2013, 6:11 PM - 10:06 PM PDT

Att. 37,557 - Partly Cloudy - 85 F

TOP

livebaseballscorecards.com

Batter	1	2	3	4	5	6	7	8	9	AB	R	H	RBI	BB	SO	LOB
7 David DeJesus, L (1, 7) OBP: 0.331, SLG: 0.396	B FF 95 C FC 96 B SL 85 F FC 95 S FC 96 2-3 ① K	D SL 85 X FF 94 1-0 ③ G3			B FF 96 B FF 96 B FF 95 C FF 96 B FF 97 4-1 21 BB 18 G4-3 BB	B CH 84 S SL 86 F FF 93 X FF 94 1-2 ② F8 2-3		B CH 85 C SI 94 X SI 94 1-1 ③ G3		4	0	0	0	1	1	6
18 Ben Zobrist, S (1, 4) OBP: 0.355, SLG: 0.415 2 Kelly Johnson, L (7, 4) OBP: 0.315, SLG: 0.441	X FF 95 0-0 HR	B FF 94 C SL 83 B SL 84 B SL 84 C FF 95 T SL 85 3-2 ① K			C SL 85 X SI 95 0-1 ① G4-3 1-2	1 SAFE 1 SAFE C CU 76 X SL 84 0-1 1-3 3-H 1B			X FF 94 0-0 ① F7	4 1	1 0	2 0	2 0	0 0	1 0	1 0
3 Evan Longoria, R (1, 5) OBP: 0.339, SLG: 0.499 30 Luke Scott, L (7, 3) OBP: 0.333, SLG: 0.427	B FF 95 C FC 95 B SL 85 S SL 85 B SL 86 S FC 94 3-3 ② K	C SL 85 X SL 86 0-1 ② G5-3			B FF 96 B FF 96 B FF 96 C FF 96 B FF 97 4-1 21 BB BB	B SL 85 S SL 84 X FF 94 1-1 ③ G4-3			B FF 94 S FF 94 X SI 94 1-1 ② G3	3 1	0 0	0 0	0 0	1 0	1 0	2 0
20 Matt Joyce, L (1, 10) OBP: 0.339, SLG: 0.453 15 Delmon Young, R (7, PH) OBP: 0.303, SLG: 0.396 (7, 10)	B SL 85 B SI 94 S FC 94 F FC 94 F FC 94 X SL 83 2-2 ③ P5	C SI 94 B FF 95 B FC 95 X FF 95 2-1 ③ G3			B SL 86 S FF 96 X FF 96 1-1 ② L9		B SI 91 F SI 91 B CU 80 F CU 81 B SI 93 F SI 92 X SI 92 3-2 ① G4-3		B FF 95 X FF 94 1-0 1B	3 2	0 0	0 1	0 0	0 0	0 0	2 0
21 James Loney, L (1, 3) OBP: 0.356, SLG: 0.432 1 Sean Rodríguez, R (7, PH) OBP: 0.309, SLG: 0.353 (7, 6)		B FF 95 C FF 95 B FF 95 X FF 95 2-1 ① G5-3		B SI 95 B SL 85 B FC 94 C FC 95 B FF 94 4-1 9 G5-4-3 BB	F SL 86 B FF 95 B SI 96 B SL 84 B SL 84 4-1 1-2 2-3 BB		X SI 92 0-0 ② F7		F FF 95 B FF 94 S SL 86 B FF 94 C FF 94 2-3 ③ K	1 2	0 0	0 0	0 0	2 0	0 1	0 1
9 Wil Myers, R (1, 9) OBP: 0.343, SLG: 0.441		B SL 84 B SL 85 C FF 95 B FC 95 F FF 94 S FC 93 3-3 ② K		X FF 94 0-0 ①② 1-2f G5-4-3	B SL 84 F FF 95 F SL 85 B CU 78 F SL 85 B SL 85 S SI 96 3-3 ③ K		B SI 93 C CU 81 B SI 91 X SI 92 2-1 ③ L9			4	0	0	0	0	2	4
59 Jose Lobaton, S (1, 2) OBP: 0.335, SLG: 0.424		S FC 94 B CU 77 S SL 84 B FC 95 F SL 84 B FC 93 B FC 94 4-2 11 E 8 BB BB		C SI 96 C FF 91 B CU 79 F SL 86 B CU 77 B FF 96 B SL 85 4-2 8 1B BB		B FF 93 F FF 92 X CH 85 1-1 7 F8 18 1B 2B		F FF 94 B SI 94 B SI 94 B SI 94 B FF 94 4-1 16 G5-3 8 1B BB		1	1	1	0	3	0	0
8 Desmond Jennings, R (1, 8) OBP: 0.327, SLG: 0.399		B FF 94 F FC 94 B FF 92 C SL 81 D SL 83 B FF 94 4-2 11 E 1-2 BB		C FF 94 B SI 95 X FC 94 1-1 1-2 1B		B SL 85 C SL 85 S FF 93 B FF 94 B SL 85 B SL 86 4-2 18 1B BB		C FF 94 X FF 94 0-1 16 G5-3 1-2 1B		2	0	2	0	2	0	0
11 Yunel Escobar, R (1, 6) OBP: 0.334, SLG: 0.371 16 Chris Gimenez, R (7, 5)		C SL 84 X SI 95 0-1 E5 1-2 2-3		C SL 85 S SL 85 S SL 86 0-3 ③ K		F FF 94 F FF 94 S SL 86 0-3 ① K		C FF 94 B SL 86 X FF 94 1-1 ① ② G5-3 1-2 2-3f		3 1	0 0	0 0	0 0	0 0	2 0	6 2
Inning Stats	R: 1 E: 0 K: 2 S: 11 H: 1 LOB: 0 BB: 0 P: 18	R: 0 E: 1 K: 1 S: 13 H: 0 LOB: 3 BB: 2 P: 27	R: 0 E: 0 K: 1 S: 7 H: 0 LOB: 0 BB: 0 P: 12	R: 0 E: 0 K: 1 S: 10 H: 1 LOB: 2 BB: 2 P: 19	R: 0 E: 0 K: 1 S: 11 H: 0 LOB: 3 BB: 3 P: 27	R: 1 E: 0 K: 1 S: 14 H: 2 LOB: 2 BB: 1 P: 21	R: 0 E: 0 K: 0 S: 7 H: 0 LOB: 0 BB: 0 P: 12	R: 0 E: 0 K: 0 S: 7 H: 1 LOB: 1 BB: 1 P: 13	R: 0 E: 0 K: 1 S: 7 H: 1 LOB: 1 BB: 0 P: 11	1B: 4 2B: 1 3B: 0 HR: 1 SF: 0 SAC: 0 DP: 2 HBP: 0						

PITCHER		IP	WLS	BF	H	R	ER	SO	BB	IBB	HBP	BLK	WP	HR	S	P	ERA	WHIP
Garrett Richards, R ERA: 4.06	(1, 1)	5.0	W	24	2	1	1	6	7	0	0	0	0	1	52	103	1.80	1.800
46 Cory Rasmus, R ERA: 6.23	(6, 1)	1.0		6	2	1	1	1	1	0	0	0	0	0	14	21	9.00	3.000
54 Buddy Boshers, L ERA: 4.15	(7, 1)	1.0		3	0	0	0	0	0	0	0	0	0	0	7	12	0.00	0.000
62 Ryan Brasier, R ERA: 4.5	(8, 1)	2.0		8	2	0	0	1	1	0	0	0	0	0	14	24	0.00	1.500

PITCHER	IP	WLS	BF	H	R	ER	SO	BB	IBB	HBP	BLK	WP	HR	S	P	ERA	WHIP

AB	32
R	2
H	6
RBI	2
BB	9
SO	8
LOB	24

WP: 0 PA: 41
PB: 0
SB: 0
CS: 0

Batter	1	2	3	4	5	6	7	8	9	AB	R	H	RBI	BB	SO	LOB
39 JB Shuck, L (1, 9) (8, 7) OBP: 0.334, SLG: 0.382	C FF 94 F FF 95 F FF 95 F SL 86 X FF 97 0-2 ① G1-3		C SL 84 B CH 85 F CH 85 X FF 95 1-2 2 G5-3 56 1B 1B	C SL 86 X FF 97 0-1 ① G6-3 1-3 3-H		B FF 91 F FF 88 1 SAFE 1 SAFE B FF 90 X SI 86 2-1 2 3B 1B 1-3 B FF 86 X FF 85 1-0 ③ F7		B FF 87 F FF 86 B CH 88 B FF 86 X FF 86 3-1 ③ F8		6	2	2	1	0	0	6
2 Erick Aybar, S (1, 6) OBP: 0.304, SLG: 0.373 10 Grant Green, R (7, PH) (8, 4) OBP: 0.314, SLG: 0.326	C FF 95 F CH 87 S SL 88 0-3 ② K		1 SAFE 1 SAFE D CH 84 X FF 94 1-0 ① G5-3 1-2	F SL 86 F SL 87 D SL 89 B SL 86 B FF 97 X SL 86 3-2 HR 3-H		1 SAFE X SL 79 0-0 16 1B 3B 1-H 3-H B FF 94 B FF 94 B FF 93 C FF 93 F FF 94 F FF 95 X FF 95 3-2 HR				4 1	2 1	2 1	4 1	0 0	1 0	1 0
27 Mike Trout, R (1, 7) OBP: 0.432, SLG: 0.576 19 Collin Cowgill, R (8, 9) OBP: 0.259, SLG: 0.361	B FF 98 B FF 97 C SL 87 B FF 97 X FF 96 3-1 32 S 32 2B 1B		B FF 95 B FF 95 C SL 87 S SL 86 B FF 97 F SL 87 X SL 88 3-2 56 1B 1B	B FF 97 S FF 96 F FF 95 F FF 96 F FF 96 X SL 87 2-2 ② F9		I IN 52 I IN 71 I IN 72 I IN 71 4-0 16 56 1B S 18 SF9 IBB C SL 81 B FS 81 C FF 95 B FS 80 B FS 79 C SL 80 3-3 ① K				4 0	2 0	2 0	0 0	1 0	1 0	0 0
32 Josh Hamilton, L (1, 10) OBP: 0.296, SLG: 0.422	1 SAFE B FF 97 F SL 88 B FF 97 X FF 96 2-1 1-H 2B		D SL 88 F SL 87 S SL 88 S SL 89 1-3 ② K	F SI 89 S SL 84 B SL 84 X SI 91 1-2 ③ G3		S SL 84 D SL 84 1 SAFE S SL 85 B SL 86 S CU 71 2-3 ① K	B FF 95 C SL 79 S FS 80 C FS 81 1-3 ② K			5	0	1	1	0	3	4
56 Kole Calhoun, L (1, 3) OBP: 0.353, SLG: 0.461	F FF 95 C FF 97 B SL 88 B FF 96 F SL 88 D SL 89 C SL 88 3-3 ③ K		B FF 97 X FF 96 1-0 1-3 2-H 1B	B SI 89 C SI 90 F SI 90 X SI 91 1-2 ① G6-3		D SL 85 1 SAFE C FF 93 F FF 92 F FF 93 B SL 85 B FF 93 F SL 84 B CU 71 4-2 18 SF9 16 1B 25 1B BB 1-2 B FF 95 X FF 94 1-0 ③ F8				4	1	1	1	1	1	1
16 Hank Conger, L (1, 2) OBP: 0.321, SLG: 0.437		C FF 94 B SL 87 F SL 85 X FF 94 1-2 ① G3 I IN 80 I IN 82 I IN 87 I IN 86 4-0 18 FC6-4 IBB		C KC 78 X SI 90 0-1 18 G1-3 1B B CH 85 F CH 86 D CH 87 B FF 93 F FF 93 X CH 86 3-2 25 1B 7 BB 1B 1-2 2-3 3-H			B SL 78 C FF 92 C SL 79 S FS 79 1-3 ① K			4	0	2	1	1	1	0
18 Luis Jimenez, R (1, 5) OBP: 0.283, SLG: 0.299		X FF 95 0-0 ② G5-3 C SL 86 B FF 97 F SL 85 X SL 88 1-2 ③ FC6-4 1-2f		1 SAFE S SL 80 S SL 79 X SL 80 0-2 ② G1-3 1-2 B FF 96 X FF 95 1-0 ② SF9 2-3 3-H			F FF 93 C SL 78 F FS 79 F FF 95 H FS 80 1-2 7 2B 25 FC1-5-2 HBP			3	0	0	1	0	0	4
7 Andrew Romine, S (1, 4) (8, 6) OBP: 0.325, SLG: 0.278		C FF 95 X CH 87 0-1 1B		B FF 94 F FF 94 S FF 95 B FF 97 F SL 87 X SL 86 2-2 25 1B 25 S 39 G6-3 1B	S SL 80 C SI 93 D FS 84 S FS 85 1-3 ③ K2-3	B FF 92 F FF 96 B FF 95 B FF 95 F FF 94 F FF 95 B FF 96 4-2 25 1B 1-2 BB		F FF 94 X FF 93 0-1 25 FC1-5-2 1-3 2B		4	1	3	0	1	1	1
25 Peter Bourjos, R (1, 8) OBP: 0.335, SLG: 0.384		L FF 96 D SL 88 S SL 87 F SL 87 F FF 97 B FF 97 S SL 88 2-3 ③ K		C FF 95 B FF 95 C SL 85 1 SAFE D SL 87 X SL 87 2-2 39 G6-3 39 S 2 HR 1B 1-3		39 1B 2 3B BB C SL 80 X SL 80 0-1 1B 1-2 2-3 3-H		B FF 94 F FF 95 F FF 94 B FS 78 B FF 95 X FF 95 3-2 ② FC1-5-2 2-3 3-H		4	2	2	1	1	1	3
Inning Stats	R: 1 E: 0 K: 2 S: 16 H: 2 LOB: 1 BB: 0 P: 24	R: 0 E: 0 K: 1 S: 11 H: 1 LOB: 1 BB: 0 P: 14	R: 1 E: 0 K: 1 S: 15 H: 3 LOB: 3 BB: 1 P: 27	R: 3 E: 0 K: 0 S: 19 H: 3 LOB: 0 BB: 0 P: 29	R: 0 E: 0 K: 1 S: 11 H: 1 LOB: 1 BB: 0 P: 13	R: 5 E: 0 K: 1 S: 22 H: 4 LOB: 3 BB: 4 P: 47	R: 1 E: 0 K: 2 S: 11 H: 1 LOB: 0 BB: 0 P: 19	R: 0 E: 0 K: 1 S: 14 H: 1 LOB: 2 BB: 0 P: 22		1B: 11 2B: 2 3B: 1 HR: 2 SF: 1 SAC: 0 DP: 0 HBP: 1						

PITCHER		IP	WLS	BF	H	R	ER	SO	BB	IBB	HBP	BLK	WP	HR	S	P	ERA	WHIP
22 Chris Archer, R ERA: 3.14	(1, 1)	3.2	L	21	9	5	5	4	0	1	0	0	0	1	58	90	12.27	2.455
49 Wesley Wright, L ERA: 3.99	(4, 1)	0.2		3	1	0	0	0	0	0	0	0	0	0	8	10	0.00	1.500
47 Brandon Gomes, R ERA: 7.71	(5, 1)	0.2		6	2	4	4	1	1	1	0	0	0	0	11	22	54.00	4.500
27 Cesár Ramos, L ERA: 4.63	(6, 1)	0.1		3	1	0	0	1	1	0	0	0	0	0	10	19	0.00	6.000
52 Josh Lueke, R ERA: 5.6	(6, 1)	2.1		12	3	2	2	3	1	0	1	0	0	1	30	49	7.71	1.714

PITCHER		IP	WLS	BF	H	R	ER	SO	BB	IBB	HBP	BLK	WP	HR	S	P	ERA	WHIP
5 Sam Fuld, L ERA:	(8, 1)	0.1		1	0	0	0	0	0	0	0	0	0	0	2	5	0.00	0.000

BOTTOM

Tampa Bay Rays @ Los Angeles Angels

Angel Stadium of Anaheim, Anaheim, CA

Mon Sep 02 2013, 6:11 PM - 10:06 PM PDT

Att. 37,557 - Partly Cloudy - 85 F

livebaseballscorecards.com

AB	39
R	11
H	16
RBI	11
BB	5
SO	9
LOB	20

Tampa Bay Rays @ Los Angeles Angels

Angel Stadium of Anaheim, Anaheim, CA

Tue Sep 03 2013, 7:08 PM - 10:15 PM PDT

Att. 34,332 - Clear - 86 F

TOP

livebaseballscorecards.com

Batter	1	2	3	4	5	6	7	8	9	AB	R	H	RBI	BB	SO	LOB
8 Desmond Jennings, R (1, 8) OBP: 0.327, SLG: 0.403	C FF 86 X CH 81 0-1 ① F9		C KC 75 X FF 87 0-1 HR	B CH 80 C CH 80 C KC 76 X CH 80 1-2 ② F5		B FF 95 B CU 81 X FF 94 2-0 E6 18 S	D CU 79 C FF 91 B FF 92 S FC 86 S FC 86 2-3 ③ K		B CH 89 D SL 82 B FF 88 C FF 88 B SL 83 4-1 1-2 BB	5	1	1	1	1	1	3
18 Ben Zobrist, S (1, 4) OBP: 0.358, SLG: 0.417	C FF 88 B FF 88 B FF 87 X CH 80 2-1 ② P6		B FF 88 C FF 88 B FF 88 B CH 80 B FF 88 4-1 15 1B 3 BB 21 G5-2-3 BB	B KC 75 C CH 80 1 SAFE D KC 76 F FF 88 F CH 81 B SI 89 X CH 81 3-2 1-H 2-H 2B		C CU 82 1 SAFE P PO 90 B SI 94 1 SAFE B SI 94 D CH 88 4-1 1-2 BB		B CH 83 B SI 88 B CH 87 B FF 88 4-0 15 FC5-4 3 1B BB B CU 75 B FF 88 C CH 83 B CH 88 C FF 89 S CH 84 3-3 ③ K	3	0	1	2	3	1	2
3 Evan Longoria, R (1, 5) OBP: 0.341, SLG: 0.499	X FF 88 0-0 1B		F FF 88 B KC 76 B CH 80 C FF 88 D CH 80 B FF 88 4-2 21 G5-2-3 15 1B 1-2 BB	C FF 88 F FF 88 B FF 86 B FF 88 F FF 88 X CH 80 2-2 ③ G1-3		C CU 82 B CU 88 F FF 95 S CU 87 1-3 ① K		B FF 90 B CU 77 F SL 83 F FC 83 X FF 91 2-2 15 FC5-4 1-2 1B	4	0	2	0	1	1	3
15 Delmon Young, R (1, 10) OBP: 0.304, SLG: 0.396	X FF 88 0-0 ③ P4		X CH 80 0-0 21 G5-2-3 1-2 2-3 1B		C FF 86 B FF 85 B FF 86 S KC 75 X KC 75 2-2 21 1B 9 FC6-2 1B	S CU 86 S FF 96 X FF 95 0-2 ② F7		B FC 85 C FF 90 B FF 90 S FC 85 X FF 90 2-2 ① FC5-4 21 BB 1-2f 2-3	5	0	2	0	0	0	5
21 James Loney, L (1, 3) OBP: 0.358, SLG: 0.432		B FF 87 C KC 75 X SI 88 1-1 9 2B 2 G3-1 1B B FF 88 X FF 88 1-0 ① ② G5-2-3 1-2 2-3 3-Hf			C FF 87 X SI 87 0-1 9 FC6-2 59 1B 1-3 1B	X FF 90 0-0 ③ F8		B CH 84 D FF 90 F FF 89 D CH 84 B CH 88 4-1 7 G3-6-1 1-2 BB	4	2	2	0	1	0	5
9 Wil Myers, R (1, 9) OBP: 0.346, SLG: 0.450 7 David DeJesus, L (7, 7) OBP: 0.331, SLG: 0.395		B CH 80 S CH 80 F CH 79 B FF 88 B CH 80 X CH 80 3-2 2 G3-1 1-3 2B C FF 88 B KC 76 C FF 89 S KC 76 1-3 ③ K			X FF 95 0-0 ① FC6-2 59 1B 1-2 3-H		B CU 76 C FF 90 X FF 91 1-1 59 G3 11 WP 2B	X FF 88 0-0 ② ③ G3-6-1 1-2f	4 1	1 0	2 0	0 0	1 0	4 3	
2 Kelly Johnson, L (1, 7) OBP: 0.314, SLG: 0.438 5 Sam Fuld, L (7, 9) OBP: 0.269, SLG: 0.278		X FF 88 0-0 ① G3-1 2-3 3-H		B FF 87 C KC 75 F KC 74 B FF 87 X CH 80 2-2 11 1B 18 2B 1B	D SI 94 X SI 96 1-0 ② F8		C FF 90 B FF 92 F CU 77 S CH 85 1-3 ① K		C FF 87 F CU 75 B CH 83 X FF 90 1-2 8 BB 1B	4 1	1 0	1 1	1 0	0 0	1 0	4 0
59 Jose Lobaton, S (1, 2) OBP: 0.332, SLG: 0.419		C CH 81 B FF 88 S FF 88 S CH 81 1-3 ② K		B FF 87 1 SAFE 1 SAFE D CH 80 F FF 88 B KC 75 X FF 88 3-1 ① F9	B CU 81 X SI 95 1-0 ③ 1-3 2-H 1B		C CH 86 B FF 92 B FF 92 S CH 84 B CU 77 F FF 92 X CH 86 3-2 ② G3 2-3		X CU 75 0-0 ① F9	5	0	1	1	0	1	4
11 Yunel Escobar, R (1, 6) OBP: 0.337, SLG: 0.379		F FF 88 C FF 88 S CH 81 0-3 ③ K		1 SAFE X KC 76 0-0 18 2B 1-2 1B	X FF 95 0-0 HR	F FF 92 B FF 91 F FF 92 F CU 79 B FF 92 F CH 86 B CU 78 B FF 91 4-2 3-H BB		C SL 82 X SL 81 0-1 ② L6	4	2	2	1	1	1	2
Inning Stats	R: 0 E: 0 K: 0 S: 6 H: 1 LOB: 1 BB: 0 P: 8	R: 1 E: 0 K: 2 S: 12 H: 2 LOB: 1 BB: 0 P: 17	R: 1 E: 0 K: 1 S: 10 H: 2 LOB: 2 BB: 2 P: 20	R: 2 E: 0 K: 0 S: 17 H: 3 LOB: 1 BB: 0 P: 28	R: 1 E: 0 K: 0 S: 8 H: 3 LOB: 2 BB: 0 P: 12	R: 1 E: 1 K: 1 S: 11 H: 1 LOB: 2 BB: 1 P: 17	R: 1 E: 0 K: 2 S: 16 H: 1 LOB: 1 BB: 1 P: 27	R: 0 E: 0 K: 0 S: 8 H: 1 LOB: 2 BB: 2 P: 20	R: 0 E: 0 K: 1 S: 10 H: 1 LOB: 2 BB: 1 P: 18	1B: 10 2B: 3 3B: 0 HR: 2 SF: 0 SAC: 0 DP: 2 HBP: 0						

	AB	40
	R	7
	H	15
	RBI	6
	BB	7
	SO	7
	LOB	35

WP: 1 PB: 0 SB: 1 CS: 0 PA: 47

PITCHER		IP	WLS	BF	H	R	ER	SO	BB	IBB	HBP	BLK	WP	HR	S	P	ERA	WHIP
60 Jason Vargas, L ERA: 3.8	(1, 1)	4.0	L	23	10	5	5	3	2	0	0	0	0	1	50	80	11.25	3.000
38 Juan Gutierrez, R ERA: 4.27	(5, 1)	1.2		8	2	1	1	1	1	0	0	0	0	1	13	21	5.40	1.800
55 Joe Blanton, R ERA: 6.04	(6, 1)	3.1		16	3	1	1	3	4	0	0	0	1	0	35	66	2.70	2.100

PITCHER		IP	WLS	BF	H	R	ER	SO	BB	IBB	HBP	BLK	WP	HR	S	P	ERA	WHIP

Tampa Bay Rays @ Los Angeles Angels

Angel Stadium of Anaheim, Anaheim, CA

Tue Sep 03 2013, 7:08 PM - 10:15 PM PDT

Att. 34,332 - Clear - 86 F

BOTTOM

livebaseballscorecards.com

Batter	1	2	3	4	5	6	7	8	9	AB	R	H	RBI	BB	SO	LOB
39 JB Shuck, L (1, 7) OBP: 0.331, SLG: 0.378	C FF 90 F FF 95 S KC 81 0-3 ① K		B KC 79 X FF 93 1-0 ① P2		X FF 91 0-0 ① B5-3		C SI 93 F CH 87 B SI 88 S CH 86 1-3 ② K			4	0	0	0	0	2	0
17 Chris Iannetta, R (1, 2) OBP: 0.354, SLG: 0.335	T FF 93 B FF 94 S CH 85 B KC 82 B FF 94 F CH 84 B CH 83 4-2 BB		B FF 94 C FF 91 F KC 81 B FF 93 F CH 84 C KC 80 2-3 ② K		C FF 93 B FF 93 C KC 81 B KC 80 B FF 94 S FF 93 3-3 ② K		S SL 88 B CH 88 B SI 93 F SL 87 F CH 86 C SL 87 2-3 ③ K			3	0	0	0	1	3	0
27 Mike Trout, R (1, 10) OBP: 0.433, SLG: 0.575	B FF 94 B CH 83 C FF 94 B FF 90 S FF 93 S CH 83 3-3 ② K		B FF 92 C KC 80 B KC 81 X FF 93 2-1 1B		B KC 79 B FF 92 C FF 93 B CH 86 B FF 94 4-1 BB			C SL 86 C CH 87 F CH 85 B SI 92 X CH 87 1-2 ① F9		3	0	1	0	1	1	1
44 Mark Trumbo, R (1, 3) OBP: 0.293, SLG: 0.451	C FF 91 F KC 78 B FF 92 F KC 80 F FF 92 X CH 82 1-2 ③ G4-3		S FF 91 F KC 79 1 SAFE S FF 93 0-3 ③ K		B FF 90 1 SAFE D CH 82 F FF 92 X FF 91 2-1 ③ F7			C SI 93 F SI 93 F CH 87 S SL 88 0-3 ② K		4	0	0	0	0	2	3
2 Erick Aybar, S (1, 6) OBP: 0.307, SLG: 0.376 7 Andrew Romine, S (8, 6) OBP: 0.317, SLG: 0.270		B FF 90 X FF 91 1-0 19 E 2B		B FF 91 B FF 92 S FF 91 B CH 85 B FF 91 4-1 10 WP 19 1B BB		B FF 92 C FF 91 B KC 80 C CH 85 X CH 84 2-2 ① G6-3		X SI 94 0-0 ③ F9		2 1	1 0	1 0	0 0	1 0	0 0	0 0
18 Luis Jimenez, R (1, 5) OBP: 0.281, SLG: 0.297		B CH 84 X CH 83 1-0 ① G5-3		C FF 91 B CH 83 B KC 80 X FF 92 2-1 ① F7		B CH 83 C CH 83 S KC 80 X KC 80 1-2 25 WP 1B			B SL 86 F SL 84 X SI 93 1-1 ① G1-3	4	0	1	0	0	0	2
25 Peter Bourjos, R (1, 8) OBP: 0.333, SLG: 0.377		B FF 91 B CH 84 B CH 82 B FF 91 4-0 19 FC6-4 BB		L FF 89 X FF 90 0-1 ② F9		B FF 91 S SL 84 B SI 91 F SL 86 T CH 86 2-2 ② K 1-2			B SI 92 B SL 84 F SI 92 X SL 86 2-1 ② G5-3	3	0	0	0	1	1	2
19 Collin Cowgill, R (1, 9) OBP: 0.259, SLG: 0.357		B FF 92 C FF 90 S CH 83 X CH 83 1-2 ② FC6-4 1-2f 2-H		C KC 79 X FF 91 0-1 10 WP 1-2 1B		L SL 87 F SI 93 S CH 85 0-3 ③ K			C SL 86 F CH 85 S CH 85 0-3 ③ K	4	0	1	0	0	2	2
10 Grant Green, R (1, 4) OBP: 0.305, SLG: 0.316		1 SAFE S FF 93 C KC 82 C FF 92 0-3 ③ K		B KC 80 B CH 81 F FF 92 X FF 92 2-1 ③ P5 1-2 2-3			C SI 91 B SL 86 F SL 84 S CH 87 1-3 ① K			3	0	0	0	0	2	3
Inning Stats	R: 0 E: 0 K: 2 S: 14 H: 0 LOB: 1 BB: 1 P: 22	R: 1 E: 1 K: 1 S: 8 H: 1 LOB: 1 BB: 1 P: 15	R: 0 E: 0 K: 2 S: 10 H: 1 LOB: 1 BB: 0 P: 15	R: 0 E: 0 K: 0 S: 9 H: 1 LOB: 2 BB: 1 P: 17	R: 0 E: 0 K: 1 S: 7 H: 0 LOB: 1 BB: 1 P: 16	R: 0 E: 0 K: 2 S: 12 H: 1 LOB: 1 BB: 0 P: 17	R: 0 E: 0 K: 3 S: 10 H: 0 LOB: 0 BB: 0 P: 14	R: 0 E: 0 K: 1 S: 9 H: 0 LOB: 0 BB: 0 P: 10	R: 0 E: 0 K: 1 S: 7 H: 0 LOB: 0 BB: 0 P: 10	1B: 3 2B: 1 3B: 0 HR: 0 SF: 0 SAC: 0 DP: 0 HBP: 0						

	AB	31
	R	1
	H	4
	RBI	0
	BB	4
	SO	13
	LOB	13

PITCHER		IP	WLS	BF	H	R	ER	SO	BB	IBB	HBP	BLK	WP	HR	S	P	ERA	WHIP
55 Matt Moore, L ERA: 3.27	(1, 1)	5.1	W	24	4	1	0	6	4	0	0	0	1	0	54	94	0.00	1.500
40 Roberto Hernandez, R ERA: 4.83	(6, 1)	3.2	S	11	0	0	0	7	0	0	0	0	1	0	32	42	0.00	0.000

PITCHER	IP	WLS	BF	H	R	ER	SO	BB	IBB	HBP	BLK	WP	HR	S	P	ERA	WHIP

Batter	1	2	3	4	5	6	7	8	9	AB	R	H	RBI	BB	SO	LOB
7 David DeJesus, L (1, 7) OBP: 0.330, SLG: 0.393	B FF 85 C SI 85 B FF 85 S SI 83 X FF 88 2-2 3 3 1B S 1B		C CU 70 B FC 86 B FC 86 C CU 71 X CH 77 2-2 ① P4		X CH 79 0-0 ②③ G3-6-3 1-2f		B FF 88 X CU 73 1-0 ③ L9			4	0	1	0	0	0	2
18 Ben Zobrist, S (1, 4) OBP: 0.357, SLG: 0.417	D CU 74 B CH 80 C SI 87 1 SAFE 1 SAFE B FF 89 S CH 81 S CU 73 3-3 ① K		T CH 77 X SI 88 0-1 3 F9 2B			B FF 86 C SL 79 B CU 71 F CH 78 X SL 80 2-2 ① P2		F FF 95 F CH 89 X FF 96 0-2 ① G1-3		4	0	1	0	0	1	1
3 Evan Longoria, R (1, 5) OBP: 0.342, SLG: 0.498	C SL 80 F FF 89 B FF 86 B FF 86 F SL 82 X CH 78 2-2 1-3 1B		F FF 88 B FF 88 F CU 72 F CU 75 B FC 89 X FC 85 2-2 ② F9 2-3			B SL 77 X FC 85 1-0 ② F8		B SL 84 B SL 85 B FF 95 B FF 95 4-0 BB		3	0	1	0	1	0	1
20 Matt Joyce, L (1, 9) OBP: 0.336, SLG: 0.448 5 Sam Fuld, L (8, 9) OBP: 0.269, SLG: 0.278	X CU 71 0-0 ② F8		B FF 85 B CH 79 C CU 71 X CH 80 2-1 ③ L3			X SI 87 0-0 ③ F8		C FF 94 F FF 94 X FF 95 0-2 ② P5		4 0	0 0	0 0	0 0	0 0	0 0	4 0
21 James Loney, L (1, 3) OBP: 0.355, SLG: 0.429	C FF 88 F CU 71 C FF 87 0-3 ③ K			X SL 79 0-0 ① F7			C FF 87 X FF 85 0-1 ① G3	B CH 88 F FF 95 B CH 87 F FF 94 X FF 96 2-2 ③ F8		4	0	0	0	0	1	3
8 Desmond Jennings, R (1, 8) OBP: 0.328, SLG: 0.401		B FF 86 X CU 73 1-0 ① F8		C FF 87 B FF 86 C FF 84 X SL 84 1-2 ② G6-3			B CU 75 C FF 87 B FF 85 B FF 85 B CH 76 4-1 9 S 9 HR BB		B FF 95 B FF 94 B FF 93 C FF 93 F FF 94 B FF 95 4-2 11 CS 9 1B BB	2	1	0	0	2	0	0
9 Wil Myers, R (1, 10) OBP: 0.352, SLG: 0.480		X FF 87 0-0 HR		B FF 88 S CU 71 C SL 76 B FF 85 X CH 78 2-2 ③ G5-3			1 SAFE B SL 79 X SL 81 1-0 1-H HR		1 SAFE B FF 95 P PO 90 B FF 96 X FF 94 3-0 11 CS 1-2 1B	4	2	3	3	0	0	0
28 José Molina, R (1, 2) OBP: 0.302, SLG: 0.310		F FF 89 C FF 89 B FC 85 F SL 82 B FF 90 F FC 86 X CU 72 2-2 ② F7			C SL 77 B FF 88 X FF 83 1-1 ① G5-3		S SL 82 S FF 90 B FF 90 B FF 90 S CU 71 2-3 ② K		B FF 95 C FF 94 2 SAFE L FF 96 L SL 82 1-3 ① K	4	0	0	0	0	2	2
11 Yunel Escobar, R (1, 6) OBP: 0.336, SLG: 0.380		X SL 79 0-0 ③ G2-3			C CU 71 B SL 77 X SL 80 1-1 E5 7 G3-6-3		C SL 84 S CU 71 B FF 88 B FF 89 X SL 82 2-2 2B		S FF 95 B FF 96 D SL 82 F FF 95 X SL 82 2-2 ②③ G4-3 1-2 2-3	4	0	1	0	0	0	2
Inning Stats	R: 0 E: 0 K: 2 S: 14 H: 2 LOB: 2 BB: 0 P: 21	R: 1 E: 0 K: 0 S: 8 H: 1 LOB: 0 BB: 0 P: 11	R: 0 E: 0 K: 0 S: 11 H: 1 LOB: 1 BB: 0 P: 17	R: 0 E: 0 K: 0 S: 7 H: 0 LOB: 0 BB: 0 P: 10	R: 0 E: 1 K: 0 S: 5 H: 0 LOB: 0 BB: 0 P: 7	R: 0 E: 0 K: 0 S: 5 H: 0 LOB: 0 BB: 0 P: 8	R: 2 E: 0 K: 1 S: 11 H: 2 LOB: 1 BB: 1 P: 21	R: 0 E: 0 K: 0 S: 9 H: 0 LOB: 1 BB: 1 P: 15	R: 0 E: 0 K: 1 S: 10 H: 1 LOB: 1 BB: 1 P: 19	1B: 3 2B: 2 3B: 0 HR: 2 SF: 0 SAC: 0 DP: 1 HBP: 0						

PITCHER	IP	WLS	BF	H	R	ER	SO	BB	IBB	HBP	BLK	WP	HR	S	P	ERA	WHIP
36 Jered Weaver, R (1, 1) ERA: 3.33	7.0	L	28	6	3	3	3	1	0	0	0	0	2	61	95	3.86	1.000
58 Michael Kohn, R (8, 1) ERA: 3.35	1.0		4	0	0	0	0	1	0	0	0	0	0	9	15	0.00	1.000
65 Dane De La Rosa, R (9, 1) ERA: 3.27	1.0		4	1	0	0	1	1	0	0	0	0	0	10	19	0.00	2.000

PITCHER	IP	WLS	BF	H	R	ER	SO	BB	IBB	HBP	BLK	WP	HR	S	P	ERA	WHIP

TOP

Tampa Bay Rays @ Los Angeles Angels

Angel Stadium of Anaheim, Anaheim, CA

Wed Sep 04 2013, 7:13 PM - 10:06 PM PDT

Att. 34,025 - Clear - 89 F

livebaseballscorecards.com

AB	33
R	3
H	7
RBI	3
BB	3
SO	4
LOB	15

Batter	1	2	3	4	5	6	7	8	9	AB	R	H	RBI	BB	SO	LOB
39 JB Shuck, L (1, 7) OBP: 0.328, SLG: 0.374	C FF 91 C FF 92 X SI 92 0-2 ① L8		C CU 73 B CH 81 S CH 83 X FF 92 1-2 ② F7		C CU 74 X FF 92 0-1 ②③ G1-6-3 1-2f		B FF 96 S FF 97 C SI 98 X SI 97 1-2 ③ G4-3			4	0	0	0	0	0	1
2 Erick Aybar, S (1, 6) OBP: 0.306, SLG: 0.375	B SI 92 X CH 83 1-0 ② G3		F CH 82 X CH 80 0-1 27 BB 1B			C CU 72 X FF 92 0-1 ① F7		B CU 78 B CU 79 C FF 91 X FF 92 2-1 ① F7		4	0	1	0	0	0	0
27 Mike Trout, R (1, 8) OBP: 0.433, SLG: 0.575	C SI 92 F FF 91 F FF 92 F FF 93 S CH 82 0-3 ③ K		B CH 81 B CH 82 C FF 92 B FF 91 D CU 77 4-1 1-2 BB			B FF 91 B CU 74 X CH 82 2-0 32 G4-3 2B		C CU 80 B CU 80 S FS 82 B FF 92 C FF 92 2-3 ② K		3	0	1	0	1	2	0
32 Josh Hamilton, L (1, 10) OBP: 0.297, SLG: 0.422		B FF 92 B CH 81 B SI 91 C FF 91 B CH 82 4-1 44 F9 56 1B BB	B CH 82 B FF 91 F CH 82 S CH 80 B CH 80 S CH 82 3-3 ③ K			B FF 93 S FC 86 B FF 95 X FF 94 2-1 ② G4-3 2-3		X FS 82 0-0 1B		3	0	1	0	1	1	3
56 Kole Calhoun, L (1, 9) OBP: 0.358, SLG: 0.457		C CH 82 X FF 92 0-1 18 FC5-4 1-2 1B		C FF 91 B SI 91 X CH 83 1-1 ① F9		C FF 93 S FF 95 F FF 94 F CH 87 H CH 84 1-2 HBP		C CU 79 X FF 92 0-1 ③ F8		3	0	1	0	0	0	1
44 Mark Trumbo, R (1, 3) OBP: 0.291, SLG: 0.447		X FF 92 0-0 ① F9 2-3		C CU 76 S CH 81 B CH 81 B CH 82 F FF 92 S CU 78 2-3 ② K		S CH 85 F FF 94 X FF 95 0-2 ③ G4-3			C SI 96 C SI 97 S CH 85 0-3 ① K	4	0	0	0	0	2	4
16 Hank Conger, L (1, 2) OBP: 0.318, SLG: 0.433 17 Chris Iannetta, R (7, PH) OBP: 0.355, SLG: 0.347 (8, 2)		B CU 73 D CH 81 B CH 82 F SI 91 F SI 91 F CH 83 X FF 91 3-2 ② P4		X CH 82 0-0 ③ F9			C FF 96 B FF 97 B FF 95 X FF 96 2-1 HR		B SI 98 F SI 96 C SI 98 B FF 100 B SI 99 S CH 87 3-3 ② K	2 2	0 1	0 1	0 1	0 0	0 1	2 0
18 Luis Jimenez, R (1, 5) OBP: 0.280, SLG: 0.295		1 SAFE D CH 81 B CH 81 1 SAFE X CH 82 2-0 ③ FC5-4 1-2f		C SI 91 B CU 76 F CH 82 B CH 81 X SI 92 2-2 ① F8			B FF 97 S FF 96 X FF 98 1-1 10 G6-4-3 1B		B CH 84 F SI 98 X SI 99 1-1 ③ F9	4	0	1	0	0	0	2
10 Grant Green, R (1, 4) OBP: 0.306, SLG: 0.316			C SI 92 F SI 91 S CH 81 0-3 ① K		X FF 92 0-0 39 G1-6-3 1B		C FF 98 X FF 97 0-1 ①② G6-4-3 1-2f			3	0	1	0	0	1	1
Inning Stats	R: 0 H: 0 E: 0 LOB: 0 K: 1 BB: 0 S: 9 P: 10	R: 0 H: 1 E: 0 LOB: 2 K: 0 BB: 1 S: 9 P: 18	R: 0 H: 1 E: 0 LOB: 2 K: 2 BB: 1 S: 12 P: 20	R: 0 H: 0 E: 0 LOB: 0 K: 1 BB: 0 S: 7 P: 10	R: 0 H: 1 E: 0 LOB: 0 K: 0 BB: 0 S: 6 P: 8	R: 0 H: 1 E: 0 LOB: 2 K: 0 BB: 0 S: 12 P: 17	R: 1 H: 2 E: 0 LOB: 0 K: 0 BB: 0 S: 9 P: 13	R: 0 H: 1 E: 0 LOB: 1 K: 1 BB: 0 S: 8 P: 12	R: 0 H: 0 E: 0 LOB: 0 K: 2 BB: 0 S: 8 P: 12	1B: 5 2B: 1 3B: 0 HR: 1	SF: 0 SAC: 0 DP: 2 HBP: 1			WP: 0 PB: 0 SB: 0 CS: 0	PA: 35		

Tampa Bay Rays @ Los Angeles Angels

Angel Stadium of Anaheim, Anaheim, CA

Wed Sep 04 2013, 7:13 PM - 10:06 PM PDT

Att. 34,025 - Clear - 89 F

BOTTOM

livebaseballscorecards.com

AB	32
R	1
H	7
RBI	1
BB	2
SO	7
LOB	14

PITCHER		IP	WLS	BF	H	R	ER	SO	BB	IBB	HBP	BLK	WP	HR	S	P	ERA	WHIP
58 Jeremy Hellickson, R ERA: 5.04	(1, 1)	5.1	W	21	4	0	0	4	2	0	0	0	0	0	46	71	0.00	1.125
54 Alex Torres, L ERA: 1.29	(6, 1)	0.2	H	3	0	0	0	0	0	0	1	0	0	0	9	12	0.00	0.000
57 Jake McGee, L ERA: 4.19	(7, 1)	1.0	H	4	2	1	1	0	0	0	0	0	0	1	9	13	9.00	2.000
62 Joel Peralta, R ERA: 2.9	(8, 1)	1.0	H	4	1	0	0	1	0	0	0	0	0	0	8	12	0.00	1.000
56 Fernando Rodney, R ERA: 3.81	(9, 1)	1.0	S	3	0	0	0	2	0	0	0	0	0	0	8	12	0.00	0.000

PITCHER	IP	WLS	BF	H	R	ER	SO	BB	IBB	HBP	BLK	WP	HR	S	P	ERA	WHIP

Tampa Bay Rays @ Los Angeles Angels

Angel Stadium of Anaheim, Anaheim, CA

Thu Sep 05 2013, 7:28 PM - 10:16 PM PDT

Att. 34,623 - Partly Cloudy - 88 F

livebaseballscorecards.com

Batter	1	2	3	4	5	6	7	8	9	AB	R	H	RBI	BB	SO	LOB
7 David DeJesus, L (1, 8) OBP: 0.330, SLG: 0.393 8 Desmond Jennings, R (7, PH) OBP: 0.330, SLG: 0.401 (7, 8)	B FF 92 B SI 93 C SI 92 X FF 93 2-1 F7 ①		B SI 91 C FF 92 B FF 91 X CH 86 2-1 18 1B 21 2B 1B		C CU 77 X CU 78 0-1 G3-1 ①		B SI 92 B SI 93 C SI 94 B CU 82 S SI 93 B SI 93 4-2 BB			3 1 1 0 0 0 0 0 0 0 0 1 0 0						
18 Ben Zobrist, S (1, 4) OBP: 0.360, SLG: 0.419	B CH 87 B SI 93 C SI 93 B SI 93 B FC 91 4-1 BB		C SI 91 1 SAFE B CH 84 1 SAFE B CH 85 X SI 91 2-1 21 2B 1-2 1B		B CU 76 B CH 85 C SI 92 X SI 92 2-1 21 FC5 3 1B 1B		B SI 94 C SI 94 B CU 83 B CU 84 X SI 93 3-1 F8 ②			3 1 2 0 1 0 1						
3 Evan Longoria, R (1, 5) OBP: 0.342, SLG: 0.496	C FF 92 S FC 89 F FF 92 B FF 92 1 SAFE F SL 79 B FC 90 X FF 92 2-2 F9 ②		F FC 91 F SI 93 S SL 83 0-3 K ①		B SI 92 X FC 90 1-0 21 FC5 1-2 1B		C SI 94 S CU 84 C CU 84 0-3 K ③			4 0 1 0 0 2 4						
20 Matt Joyce, L (1, 7) OBP: 0.333, SLG: 0.444	X SI 92 0-0 F8 ③		S CH 86 B SI 93 X SI 92 1-1 F6 ②		B SI 91 X SI 92 1-0 F5 ②			B FF 94 B FF 95 F FF 95 F FF 94 F CH 90 X CH 89 2-2 F7 ①		4 0 0 0 0 0 5						
21 James Loney, L (1, 3) OBP: 0.355, SLG: 0.429		C SI 92 C SL 79 F SI 94 B CH 86 B SI 94 S SL 80 2-3 K ①	X CH 84 0-0 1-H 2-H 2B		C SI 91 X SI 91 0-1 FC5 1-2 2-3f ③			B SL 84 F FF 95 X FF 93 1-1 F9 ②		4 0 1 2 0 1 2						
9 Wil Myers, R (1, 9) OBP: 0.347, SLG: 0.472		B FC 92 S FC 90 B SI 94 X FC 91 2-1 G5-3 ②	S SL 82 F FF 93 D SL 83 X FC 92 1-2 G4-3 ③			S FC 91 F SL 80 B SI 94 B FF 95 B FC 91 S FC 89 3-3 K ①		C FF 95 F FF 94 S FF 95 0-3 K ③		4 0 0 0 0 2 1						
2 Kelly Johnson, L (1, 10) OBP: 0.314, SLG: 0.435		B CU 76 B SI 92 S SI 93 B FC 90 F CH 85 B SI 94 4-2 28 1B BB		B SI 90 C SI 92 F CU 78 B FF 92 C FC 89 2-3 K ①		C SL 80 F SI 93 B SL 83 X SI 94 1-2 G3 ②			X SI 95 0-0 P5 ①	3 0 0 0 1 1 0						
28 José Molina, R (1, 2) OBP: 0.302, SLG: 0.310 30 Luke Scott, L (9, PH) OBP: 0.332, SLG: 0.425		C FF 91 B FC 88 F FC 89 X CU 79 1-2 1-2 1B		C FF 92 B FC 91 S FC 91 B SI 93 F FC 90 T SL 81 2-2 K ②		F CH 86 C SI 92 S FC 90 0-3 K ③			B FF 94 S FF 94 B FF 94 F FF 94 F CH 89 X SI 89 2-2 P2 ②	3 0 1 0 0 2 0 1 0 0 0 0 0 0						
11 Yunel Escobar, R (1, 6) OBP: 0.333, SLG: 0.377		B FC 91 F FC 91 C FF 93 S SI 94 1-3 K ③		B CU 78 X FF 93 1-0 F9 ③			B CU 78 F FC 90 B FC 90 X FF 93 2-1 G4-3 ①		B SI 95 B SI 95 F FF 94 F FF 94 X FF 93 2-2 G6-3 ③	4 0 0 0 0 1 2						
Inning Stats	R: 0 E: 0 K: 0 S: 9 H: 0 LOB: 1 BB: 1 P: 17	R: 0 E: 0 K: 2 S: 14 H: 1 LOB: 2 BB: 1 P: 24	R: 2 E: 0 K: 1 S: 13 H: 3 LOB: 1 BB: 0 P: 19	R: 0 E: 0 K: 2 S: 8 H: 0 LOB: 0 BB: 0 P: 13	R: 0 E: 0 K: 0 S: 8 H: 2 LOB: 2 BB: 0 P: 12	R: 0 E: 0 K: 2 S: 9 H: 0 LOB: 0 BB: 0 P: 13	R: 0 E: 0 K: 1 S: 9 H: 0 LOB: 1 BB: 1 P: 18	R: 0 E: 0 K: 1 S: 9 H: 0 LOB: 0 BB: 0 P: 12	R: 0 E: 0 K: 0 S: 8 H: 0 LOB: 0 BB: 0 P: 12	1B: 5 2B: 1 3B: 0 HR: 0 SF: 0 SAC: 0 DP: 0 HBP: 0						

TOP	
AB	33
R	2
H	6
RBI	2
BB	3
SO	9
LOB	15

WP: 0 PA: 36
PB: 0
SB: 0
CS: 0

PITCHER		IP	WLS	BF	H	R	ER	SO	BB	IBB	HBP	BLK	WP	HR	S	P	ERA	WHIP
57 Jerome Williams, R ERA: 4.6	(1, 1)	6.1	W	27	6	2	2	7	2	0	0	0	0	0	63	102	2.84	1.263
54 Buddy Boshers, L ERA: 3.86	(7, 1)	0.2		3	0	0	0	1	1	0	0	0	0	0	7	14	0.00	1.500
58 Michael Kohn, R ERA: 3.28	(8, 1)	1.0		3	0	0	0	1	0	0	0	0	0	0	9	12	0.00	0.000
49 Ernesto Frieri, R ERA: 3.84	(9, 1)	1.0		3	0	0	0	0	0	0	0	0	0	0	8	12	0.00	0.000

PITCHER	IP	WLS	BF	H	R	ER	SO	BB	IBB	HBP	BLK	WP	HR	S	P	ERA	WHIP

Tampa Bay Rays @ Los Angeles Angels

Angel Stadium of Anaheim, Anaheim, CA

Thu Sep 05 2013, 7:28 PM - 10:16 PM PDT

Att. 34,623 - Partly Cloudy - 88 F

livebaseballscorecards.com

BOTTOM

Batter	1	2	3	4	5	6	7	8	9	AB	R	H	RBI	BB	SO	LOB
2 Erick Aybar, S (1, 6) OBP: 0.306, SLG: 0.376	C SI 92 F KC 80 B FC 90 B FF 95 X FC 88 2-2 17 1B 2B	C FC 91 B FC 90 F CH 86 X CH 87 1-2 ② G3 2-3		F SI 93 X FF 94 0-1 ① G4-3		C SI 93 X FF 94 0-1 ③ F8				4	0	1	0	0	0	1
17 Chris Iannetta, R (1, 2) OBP: 0.354, SLG: 0.345	C SI 94 X SI 95 0-1 44 G4-3 2-3 1B	S FF 95 B SI 95 F FC 91 B FF 96 X CH 86 2-2 ③ G5-3		B KC 80 X CH 83 1-0 ② G6-3			X SI 91 0-0 ① P3			4	0	1	0	0	0	1
27 Mike Trout, R (1, 8) OBP: 0.433, SLG: 0.574	B SI 95 S CH 85 C FC 92 C SI 96 1-3 ① K		C CH 84 B SI 94 C FC 88 B KC 81 X KC 82 2-2 44 CS 1B	C FF 94 B FF 94 B KC 83 B FC 89 B CH 84 4-1 BB			C KC 79 B SI 93 B SI 93 F CH 83 B FC 89 F SI 94 F SI 95 C SI 94 3-3 ② K			3	0	1	0	1	2	2
44 Mark Trumbo, R (1, 3) OBP: 0.291, SLG: 0.448	S CH 85 B SI 95 C FF 91 X SI 96 1-2 ②③ G4-3 1-2f		B FF 94 F CH 85 1 SAFE B CH 85 X CH 84 2-1 ① 32 1B 1-2 2B	F CH 86 B FF 95 C FC 90 S SI 95 1-3 ③ K			F CH 84 F FC 90 S SI 94 0-3 ③ K			4	1	1	0	0	2	3
32 Josh Hamilton, L (1, 10) OBP: 0.299, SLG: 0.422		B KC 80 X SI 93 1-0 10 1B 18 1B 19 2B 1B	B KC 80 B KC 81 X SI 95 2-0 18 2B 56 1B 2-H 1B		B SI 92 B FC 86 C FF 93 F SI 94 X SI 94 2-2 ① G4-3			C SL 84 F SL 86 X SI 91 0-2 ① G4-3		4	2	2	1	0	0	0
18 Luis Jimenez, R (1, 5) OBP: 0.288, SLG: 0.313		C SI 95 B FC 90 X CH 84 1-1 10 1B 19 2B 1-2 1B	F SI 94 B FF 95 X FC 89 1-1 56 1B 10 FC5-4 1-3 2B		X SI 94 0-0 ② P4			C SI 91 B SL 86 X SL 87 1-1 ② F8		4	2	2	0	0	0	0
56 Kole Calhoun, L (1, 9) OBP: 0.354, SLG: 0.450		B SI 95 B SI 95 C SI 95 F SI 96 F FF 96 X SI 95 2-2 ① P5	X SI 92 0-0 10 FC5-4 2-3 3-H 1B	B SI 93 C FF 94 S FC 89 S SI 95 1-3 ③ K				F SI 91 B SL 87 C KC 80 B SI 92 F FF 92 C SL 86 2-3 ③ K		4	0	1	1	0	2	2
10 Grant Green, R (1, 4) OBP: 0.306, SLG: 0.317		B CH 84 S CH 84 F FC 90 X FF 96 1-2 19 2B 1-2 2-3 1B	F SI 94 F SI 95 B SI 94 X CH 85 1-2 ② FC5-4 1-2f 3-H			C CH 84 F KC 81 X FC 88 0-2 ① F9				3	1	1	1	0	0	1
19 Collin Cowgill, R (1, 7) OBP: 0.261, SLG: 0.365		B FC 91 S CH 86 F SI 96 F CH 86 B SI 97 X CH 84 2-2 2 G3 1-H 2-H 3-H 2B	1 SAFE C FC 89 B FF 94 C FC 90 C SI 95 1-3 ③ K			X SI 94 0-0 ② G4-3				3	0	1	3	0	1	1
Inning Stats	R: 0 E: 0 K: 1 S: 11 H: 2 LOB: 1 BB: 0 P: 15	R: 3 E: 0 K: 0 S: 20 H: 4 LOB: 1 BB: 0 P: 30	R: 3 E: 0 K: 1 S: 15 H: 5 LOB: 1 BB: 0 P: 24	R: 0 E: 0 K: 1 S: 7 H: 0 LOB: 1 BB: 1 P: 13	R: 0 E: 0 K: 1 S: 7 H: 0 LOB: 0 BB: 0 P: 10	R: 0 E: 0 K: 0 S: 6 H: 0 LOB: 0 BB: 0 P: 6	R: 0 E: 0 K: 2 S: 9 H: 0 LOB: 0 BB: 0 P: 12	R: 0 E: 0 K: 1 S: 9 H: 0 LOB: 0 BB: 0 P: 12		1B: 7 2B: 4 3B: 0 HR: 0 SF: 0 SAC: 0 DP: 1 HBP: 0				WP: 0 PB: 0 SB: 0 CS: 1 PA: 34		

	AB	33
	R	6
	H	11
	RBI	6
	BB	1
	SO	7
	LOB	11

PITCHER		IP	WLS	BF	H	R	ER	SO	BB	IBB	HBP	BLK	WP	HR	S	P	ERA	WHIP
14 David Price, L ERA: 3.51	(1, 1)	7.0	L	31	11	6	6	6	1	0	0	0	0	0	75	110	7.71	1.714
49 Wesley Wright, L ERA: 3.91	(8, 1)	1.0		3	0	0	0	1	0	0	0	0	0	0	9	12	0.00	0.000

PITCHER	IP	WLS	BF	H	R	ER	SO	BB	IBB	HBP	BLK	WP	HR	S	P	ERA	WHIP

Batter	1	2	3	4	5	6	7	8	9	AB	R	H	RBI	BB	SO	LOB
8 Desmond Jennings, R (1, 8) OBP: 0.328, SLG: 0.398	B SI 88 X SI 89 1-0 G5-3		C CU 73 B FS 85 B SI 90 C SI 90 S SL 81 2-3 K		B SI 86 C SL 80 B FS 87 F SI 88 C FS 85 2-3 K		C SI 93 X SI 92 0-1 G5-3	B SL 87 F FF 97 B SL 86 B FF 97 D FF 95 4-1 18 BB		4	0	0	0	1	2	0
18 Ben Zobrist, S (1, 4) (8, 6) OBP: 0.362, SLG: 0.419	C SI 89 C SL 79 X SI 91 0-2 3 FC5-4 1B		B FS 86 C SI 89 X FF 92 1-1 20 BB 15 WP 3 1B 1B		C FS 82 B SI 86 X SI 89 1-1 G6-3		B SI 94 C SI 94 B CH 87 X SI 94 2-1 P4	B FF 97 D FF 94 D FF 95 C FF 96 B FF 97 4-1 1-2 2-3 BB		4	1	2	0	1	0	0
3 Evan Longoria, R (1, 5) OBP: 0.342, SLG: 0.494	B FF 87 C SL 82 X SL 84 1-1 FC5-4 1-2f		D CU 74 F SI 89 F SI 90 X SL 79 1-2 15 WP 20 BB 1-2 1B		B SL 83 F SI 89 B FS 86 X SL 82 2-1 G6-3		C CU 84 B SI 93 F SI 93 B CU 84 F CU 84 B CU 85 B CU 85 4-2 20 1B BB	S SL 86 S SL 89 B SL 86 X FF 95 1-2 G5-3		4	0	1	0	1	0	4
20 Matt Joyce, L (1, 7) OBP: 0.333, SLG: 0.441	C SI 88 B FS 83 F SI 85 F SI 91 B FS 85 X SI 89 2-2 L6		F SL 85 B FS 86 B SI 91 S SI 87 D FS 87 B FS 86 4-2 15 WP 1-2 2-3 BB			C CU 70 X SI 88 0-1 G4-3	C FF 94 B CH 88 B SI 93 X SI 94 2-1 1-2 1B		B FC 89 B FF 93 F FC 90 B FC 90 S FF 94 X SI 91 3-2 G5-3	4	0	1	0	1	0	1
15 Delmon Young, R (1, 10) OBP: 0.306, SLG: 0.411		B SL 79 B SI 90 X SI 90 2-0 HR	C SL 82 S SL 80 B SL 87 X SI 93 1-2 G4-3 1-2 2-3 3-H			F SL 82 S SL 80 X SL 81 0-2 28 E 2B	B SI 94 B SI 94 S SI 94 S SI 93 D CU 85 F SI 94 F CU 84 S SI 94 3-3 K		C FC 90 S CU 79 X FF 95 0-2 F9	5	2	2	1	0	1	4
21 James Loney, L (1, 3) OBP: 0.356, SLG: 0.429 1 Sean Rodríguez, R (8, PR) OBP: 0.312, SLG: 0.357 (8, 3)		X SI 89 0-0 F7		C FS 86 X SL 82 0-1 28 1B 1B		F FS 84 B SI 88 F SL 83 X SL 77 1-2 L9		C SL 78 B SL 79 B SL 91 B SL 79 B FF 91 4-1 7 F9 9 1B BB	F FC 88 X FC 92 0-1 9 DI 1B	3 1	0 0	1 1	0 0	1 0	0 0	1 0
9 Wil Myers, R (1, 9) OBP: 0.348, SLG: 0.468		C SL 79 S SL 82 F SI 85 F SI 90 B SL 82 F SI 91 F FS 85 F SL 82 F FF 92 1-3 F SI 91 F SL 86 F FF 92 S SI 86 K		C SL 82 F SI 88 S SL 80 0-3 K		I IN 54 I I I IN 56 4-0 28 E IBB		B FF 94 C FF 95 1 SAFE B SL 87 X FF 94 2-1 30 2B 1-2 1B	B FC 91 B FC 92 C FC 91 B CU 77 X FC 91 3-1 1-2 G4-3	4	1	1	0	1	2	2
28 José Molina, R (1, 2) OBP: 0.306, SLG: 0.314 7 David DeJesus, L (8, PH) OBP: 0.329, SLG: 0.391 59 Jose Lobaton, S (8, 2) OBP: 0.332, SLG: 0.419		B SI 89 C SI 89 B SL 84 C SI 90 S SL 82 2-3 K		C SI 88 S SL 82 X SI 89 0-2 11 G6-4-3 1-3 1B		B SL 81 X SI 89 1-0 E9 1-3 2-H 1B		2 SAFE D SI 94 C FF 96 B SI 96 X SI 96 2-1 F9 2-3		3 1 0	0 0 0	2 0 0	1 0 0	0 0 0	1 0 0	0 2 0
11 Yunel Escobar, R (1, 6) OBP: 0.331, SLG: 0.374 30 Luke Scott, L (8, PH) OBP: 0.335, SLG: 0.432 2 Kelly Johnson, L (8, 4) OBP: 0.314, SLG: 0.435			B SI 89 B SL 81 X SI 89 2-0 G6-3	D CU 75 X SI 90 1-0 G6-4-3 1-2f		C CU 84 F SI 93 B CU 83 X CU 84 1-2 F7		C SI 96 B SL 84 B FF 96 S FF 97 X SI 96 2-2 18 BB 1-H 2B		3 1 0	0 0 0	0 1 0	0 1 0	0 0 0	0 0 0	4 0 0
Inning Stats	R: 0 E: 0 K: 0 S: 10 H: 1 LOB: 1 BB: 0 P: 14	R: 1 E: 0 K: 2 S: 17 H: 1 LOB: 0 BB: 0 P: 22	R: 1 E: 0 K: 1 S: 14 H: 2 LOB: 2 BB: 1 P: 25	R: 0 E: 0 K: 1 S: 9 H: 2 LOB: 1 BB: 0 P: 10	R: 0 E: 0 K: 1 S: 7 H: 0 LOB: 0 BB: 0 P: 12	R: 1 E: 1 K: 0 S: 12 H: 2 LOB: 2 BB: 1 P: 19	R: 0 E: 0 K: 1 S: 14 H: 1 LOB: 2 BB: 1 P: 25	R: 1 E: 0 K: 0 S: 13 H: 2 LOB: 3 BB: 3 P: 32	R: 0 E: 0 K: 0 S: 10 H: 1 LOB: 1 BB: 0 P: 16	1B: 9 2B: 2 3B: 0 HR: 1	SF: 0 SAC: 0 DP: 1 HBP: 0					WP: 1 PB: 0 SB: 0 CS: 0	PA: 43

PITCHER		IP	WLS	BF	H	R	ER	SO	BB	IBB	HBP	BLK	WP	HR	S	P	ERA	WHIP
18 Hisashi Iwakuma, R ERA: 2.97	(1, 1)	5.2		26	8	3	3	5	1	1	0	0	1	1	66	98	4.76	1.588
31 Yoervis Medina, R ERA: 2.51	(6, 1)	1.1	H	6	1	0	0	1	1	0	0	0	0	0	17	29	0.00	1.500
59 Oliver Pérez, L ERA: 3.86	(8, 1)	0.0		1	0	1	1	0	1	0	0	0	0	0	1	5	∞	∞
58 Carter Capps, R ERA: 5.23	(8, 1)	1.0	W	6	2	0	0	0	2	0	0	0	0	0	12	27	0.00	4.000
40 Danny Farquhar, R ERA: 4.28	(9, 1)	1.0	S	4	1	0	0	0	0	0	0	0	0	0	10	16	0.00	1.000

PITCHER	IP	WLS	BF	H	R	ER	SO	BB	IBB	HBP	BLK	WP	HR	S	P	ERA	WHIP

TOP

Tampa Bay Rays @ Seattle Mariners

Safeco Field, Seattle, WA

Fri Sep 06 2013, 7:11 PM - 10:40 PM PDT

Att. 14,793 - Partly Cloudy - 69 F

livebaseballscorecards.com

AB	37
R	4
H	12
RBI	3
BB	6
SO	6
LOB	18

Tampa Bay Rays @ Seattle Mariners

Safeco Field, Seattle, WA

Fri Sep 06 2013, 7:11 PM - 10:40 PM PDT

Att. 14,793 - Partly Cloudy - 69 F

BOTTOM

livebaseballscorecards.com

Batter	1	2	3	4	5	6	7	8	9	AB	R	H	RBI	BB	SO	LOB
5 Brad Miller, L (1, 6) OBP: 0.314, SLG: 0.406	C SI 90 X CH 85 0-1 21 G4-3 15 SF8 2B		D KC 81 C CH 86 S CH 86 D CH 87 F CH 86 B CH 86 X CH 85 3-2 ② G3 1-3		X SI 90 0-0 21 1B 1B		C SI 97 B SI 98 F SI 97 X SI 98 1-2 ③ G1-3			4	1	2	0	0	0	2
21 Franklin Gutierrez, R (1, 9) OBP: 0.276, SLG: 0.526	B SI 91 X SI 91 1-0 ① G4-3 2-3		C SI 92 X KC 82 0-1 15 S 15 1B 3-H 1B		B SI 92 C SI 91 D SI 92 B SI 90 1 SAFE F SI 91 X SI 92 3-2 ① 15 G6-5-3 1-2 1B			C CU 78 F FS 82 B FF 90 S FF 90 1-3 ① K		4	1	2	1	0	1	1
15 Kyle Seager, L (1, 5) OBP: 0.351, SLG: 0.468	C KC 80 X CH 86 0-1 ② SF8 3-H		B CH 86 S CH 84 B SI 92 X KC 79 2-1 1-H 1B		F KC 80 B KC 80 F KC 80 B SI 91 X CH 84 2-2 ②③ G6-5-3 1-2f			S FF 90 F FS 81 X FS 82 0-2 E8 17 2B		3	1	1	2	0	0	1
8 Kendrys Morales, S (1, 10) OBP: 0.336, SLG: 0.440 36 Abraham Almonte, S (8, PR) OBP: 0.261, SLG: 0.318 (9, 10)	B KC 79 F KC 79 F KC 80 B SI 92 X KC 79 2-2 ③ F7		C CH 87 S SI 91 B SI 92 S CH 86 1-3 ③ K		F SI 91 S KC 81 S KC 83 0-3 ① K			B CU 79 C FS 81 B FF 91 D CU 80 B FS 81 4-1 17 2B BB		3 0	0 1	0 0	0 0	1 0	2 0	1 0
28 Raul Ibanez, L (1, 7) OBP: 0.315, SLG: 0.514 55 Michael Saunders, L (8, 7) OBP: 0.320, SLG: 0.381		C SI 90 B KC 79 S KC 80 C KC 80 1-3 ① K	B KC 78 X SI 92 1-0 HR		B KC 78 X KC 80 1-0 ② F7			B CU 78 C CU 78 C CU 79 S FF 91 1-3 ② K		3 1	1 0	1 0	1 0	0 0	1 1	0 2
17 Justin Smoak, S (1, 3) OBP: 0.350, SLG: 0.416		B KC 78 C CH 86 F SI 92 C KC 79 1-3 ② K	F SI 92 B SI 92 B CH 84 F CH 85 B CH 85 B CH 83 4-2 13 FC4-6 BB		B SI 92 F CH 86 B KC 80 S KC 80 B KC 81 T CH 87 3-2 ③ K			F FS 80 X FS 82 0-1 1-H 2-H 2B		3	0	1	2	1	2	0
3 Mike Zunino, R (1, 2) OBP: 0.305, SLG: 0.316		C SI 92 B SI 92 B CH 86 B CH 87 X SI 91 3-1 ③ P4	B SI 91 F SI 92 1 SAFE X SI 93 1-1 ① F8		B SI 95 C SI 95 S SI 96 F FF 96 B SI 98 C SI 96 2-3 ① K		B FF 90 X CU 78 1-0 ③ F8		4	0	0	0	0	1	3
13 Dustin Ackley, L (1, 8) OBP: 0.308, SLG: 0.347			C CH 85 C SI 92 X KC 80 0-2 6 FC4-6 1B	1 SAFE C SI 92 1 SAFE F KC 80 B KC 80 1 SAFE B CH 86 X CH 86 2-2 ② FC4-6 1-2f			B SL 84 C SI 97 C SI 97 B SI 99 B SI 98 D SI 98 4-2 BB		2	0	1	0	1	0	1
6 Nick Franklin, S (1, 4) OBP: 0.289, SLG: 0.388			C SI 92 1 SAFE B SI 90 X CH 85 1-1 ① FC4-6 5 G3 5 S 21 1B 1-2f	B SI 91 1 SAFE 1 SAFE B SI 91 C SI 92 C SI 92 1 SAFE F CH 85 X SI 92 2-2 ③ F7			B SI 96 B SI 96 S SI 96 1 SAFE C SI 96 X SI 97 2-2 ② P6		3	1	0	0	0	0	3

	AB	R	H	RBI	BB	SO	LOB
	30	6	8	6	3	8	14

Inning Stats	1	2	3	4	5	6	7	8	9
	R: 1 E: 0 K: 0 S: 8 H: 1 LOB: 0 BB: 0 P: 11	R: 0 E: 0 K: 2 S: 8 H: 0 LOB: 0 BB: 0 P: 13	R: 2 E: 0 K: 1 S: 16 H: 3 LOB: 1 BB: 0 P: 23	R: 1 E: 0 K: 0 S: 12 H: 1 LOB: 1 BB: 1 P: 22	R: 0 E: 0 K: 0 S: 7 H: 2 LOB: 0 BB: 0 P: 12	R: 0 E: 0 K: 2 S: 7 H: 0 LOB: 0 BB: 0 P: 11	R: 0 E: 0 K: 1 S: 12 H: 0 LOB: 1 BB: 1 P: 21	R: 2 E: 1 K: 2 S: 13 H: 1 LOB: 2 BB: 1 P: 20	

1B: 5 SF: 1 WP: 0 PA: 34
2B: 2 SAC: 0 PB: 0
3B: 0 DP: 1 SB: 2
HR: 1 HBP: 0 CS: 0

PITCHER		IP	WLS	BF	H	R	ER	SO	BB	IBB	HBP	BLK	WP	HR	S	P	ERA	WHIP
53 Alex Cobb, R ERA: 2.99	(1, 1)	6.0		24	7	4	4	5	1	0	0	0	0	1	58	92	6.00	1.333
57 Jake McGee, L ERA: 4.12	(7, 1)	1.0		4	0	0	0	1	1	0	0	0	0	0	12	21	0.00	1.000
62 Joel Peralta, R ERA: 2.85	(8, 1)	1.0	L	6	1	2	0	2	1	0	0	0	0	0	13	20	0.00	2.000

PITCHER	IP	WLS	BF	H	R	ER	SO	BB	IBB	HBP	BLK	WP	HR	S	P	ERA	WHIP

Batter	1	2	3	4	5	6	7	8	9	AB	R	H	RBI	BB	SO	LOB
8 Desmond Jennings, R (1, 8) OBP: 0.326, SLG: 0.395	F FF 94 B FF 94 B FC 88 X FF 94 2-1 G6-3		C FF 95 C KC 81 S KC 85 0-3 K			B FF 94 S FF 94 B KC 82 X SI 94 2-1 G6-3	S SI 96 X CU 77 0-1 P6			4	0	0	0	0	1	2
18 Ben Zobrist, S (1, 4) OBP: 0.359, SLG: 0.416	C FF 95 B KC 81 C FF 95 B KC 83 X FF 96 2-2 G5-3		B FF 96 X FF 96 1-0 L9			B KC 81 B FC 88 X SI 95 2-0 E5 3 HR	B SI 96 B CH 88 C SI 95 X CH 88 2-1 F9			4	1	0	0	0	0	2
3 Evan Longoria, R (1, 5) OBP: 0.343, SLG: 0.500	C FF 96 S FF 96 B FF 97 B KC 83 X FF 97 2-2 L9			X FF 94 0-0 G5-3		B FF 94 B SI 93 F FF 94 X FF 95 2-1 1-H HR		C FF 92 B CH 85 X SL 86 1-1 1B		4	1	2	2	0	0	0
15 Delmon Young, R (1, 10) OBP: 0.302, SLG: 0.405		C FF 92 F FF 94 X FF 95 0-2 G4-3		C SI 94 B FC 88 F FF 95 F KC 84 X KC 85 1-2 F7		S KC 82 C FF 95 B KC 82 S KC 83 1-3 K		C FF 90 S CU 74 S CU 74 0-3 K		4	0	0	0	0	2	1
9 Wil Myers, R (1, 9) OBP: 0.350, SLG: 0.469		C FF 95 B SI 96 B FF 95 B FF 95 S FF 95 X FF 96 3-2 G5-3		B FF 96 B SI 95 X FF 95 2-0 1B		B KC 80 C FF 96 F FC 88 B SI 98 X FF 97 2-2 1B		B FF 91 C FF 93 C FF 93 S CU 75 1-3 K		4	0	2	0	0	1	1
21 James Loney, L (1, 3) OBP: 0.355, SLG: 0.427		B FF 96 B FC 91 F FF 96 B SI 98 X FF 97 3-1 1 BB 1B		C KC 79 C FF 96 X KC 84 0-2 G4-3		B FF 94 C SI 94 X KC 81 1-1 L9		B SL 87 X SI 90 1-0 G4-3		4	0	1	0	0	0	3
1 Sean Rodríguez, R (1, 7) OBP: 0.314, SLG: 0.355 7 David DeJesus, L (7, PH) OBP: 0.330, SLG: 0.390 (7, 7)		F SI 94 C KC 81 B FF 97 B KC 81 F FF 95 B FF 97 D FF 95 4-2 1-2 BB			B FF 94 B FF 92 C FF 94 F FF 95 F FF 96 S FF 97 2-3 K		B FF 95 B SI 95 C FF 93 B CH 87 C SI 95 B SI 96 4-2 11 WP 59 BB BB		C FC 90 B FC 91 F SI 94 F CU 77 S CU 76 1-3 K	1 1	1 0	0 0	0 0	1 1	1 1	0 0
59 Jose Lobaton, S (1, 2) OBP: 0.335, SLG: 0.415		C FF 95 B FC 90 X SI 97 1-1 G6-3			B KC 80 C SI 96 S KC 82 F FF 97 X KC 84 1-2 G4-3		D CU 78 B SI 96 B SI 94 C FF 94 F FF 94 B SI 96 4-2 11 WP 1-2 BB		B FF 94 B SI 94 B FC 91 C FF 94 B FF 93 4-1 11 G6-4-3 BB	2	0	0	0	2	0	2
11 Yunel Escobar, R (1, 6) OBP: 0.329, SLG: 0.371			B FF 94 X FF 94 1-0 G6-3		B FF 97 C FF 97 C KC 83 X KC 85 1-2 G5-3		C CU 78 C CU 78 F CU 79 B FF 96 B SI 95 B CU 78 F SI 96 X SI 96 3-2 F9 1-2 2-3		F FC 90 B FC 91 B CU 76 X FC 89 2-1 G6-4-3 1-2f	4	0	0	0	0	0	3
Inning Stats	R: 0 E: 0 K: 0 S: 8 H: 0 LOB: 0 BB: 0 P: 14	R: 0 E: 0 K: 0 S: 13 H: 1 LOB: 2 BB: 1 P: 24	R: 0 E: 0 K: 1 S: 5 H: 0 LOB: 0 BB: 0 P: 7	R: 0 E: 0 K: 0 S: 9 H: 1 LOB: 1 BB: 0 P: 12	R: 0 E: 0 K: 1 S: 11 H: 0 LOB: 0 BB: 0 P: 15	R: 2 E: 1 K: 1 S: 13 H: 2 LOB: 1 BB: 0 P: 23	R: 0 E: 0 K: 0 S: 13 H: 0 LOB: 2 BB: 2 P: 26	R: 0 E: 0 K: 2 S: 9 H: 1 LOB: 1 BB: 0 P: 12	R: 0 E: 0 K: 1 S: 7 H: 0 LOB: 0 BB: 1 P: 14	1B: 4 2B: 0 3B: 0 HR: 1 SF: 0 SAC: 0 DP: 1 HBP: 0						

PITCHER		IP	WLS	BF	H	R	ER	SO	BB	IBB	HBP	BLK	WP	HR	S	P	ERA	WHIP
65 James Paxton, L ERA: 1.5	(1, 1)	6.0	W	24	4	2	1	3	1	0	0	0	0	1	59	95	1.50	0.833
54 Tom Wilhelmsen, R ERA: 4.22	(7, 1)	1.0		5	0	0	0	0	2	0	0	0	1	0	13	26	0.00	2.000
57 Chance Ruffin, R ERA: 3.86	(8, 1)	0.2		3	1	0	0	2	0	0	0	0	0	0	8	10	0.00	1.500
44 Lucas Luetge, L ERA: 4.31	(8, 1)	0.1		1	0	0	0	0	0	0	0	0	0	0	1	2	0.00	0.000
40 Danny Farquhar, R ERA: 4.2	(9, 1)	1.0		3	0	0	0	1	1	0	0	0	0	0	7	14	0.00	1.000

PITCHER	IP	WLS	BF	H	R	ER	SO	BB	IBB	HBP	BLK	WP	HR	S	P	ERA	WHIP

TOP

Tampa Bay Rays @ Seattle Mariners

Safeco Field, Seattle, WA

Sat Sep 07 2013, 6:11 PM - 9:15 PM PDT

Att. 17,788 - Clear - 72 F

livebaseballscorecards.com

AB	32
R	2
H	5
RBI	2
BB	4
SO	6
LOB	14

1B: 4	SF: 0	WP: 1	PA: 36
2B: 0	SAC: 0	PB: 0	
3B: 0	DP: 1	SB: 0	
HR: 1	HBP: 0	CS: 0	

Batter	1	2	3	4	5	6	7	8	9	AB	R	H	RBI	BB	SO	LOB
5 Brad Miller, L (1, 6) OBP: 0.310, SLG: 0.399	F SI 93 B SI 95 F FF 94 B CH 86 X SL 88 2-2 E3 15 G2-3 36 SH3 8 1B	X SI 96 0-0 ③ L8			X FF 94 0-0 ① SH1-3 2-3	C CH 83 C CU 78 X CU 78 0-2 ③ G1		X SL 83 0-0 ③ G4-3		4	1	0	0	0	0	4
36 Abraham Almonte, S (1, 8) OBP: 0.308, SLG: 0.333	B FF 93 1 SAFE S SL 85 X SL 86 1-1 ① SH3 1-2		C SL 85 B SI 94 B SI 94 B SL 85 B FF 93 4-1 8 HR 15 S BB		B SI 92 P PO 89 B FF 94 C FF 94 X FC 86 3-1 3-H 1B		B SI 90 C SI 90 F SI 90 X SI 91 1-2 ① F9			2	0	1	1	1	0	0
15 Kyle Seager, L (1, 5) OBP: 0.349, SLG: 0.464	F SL 87 C SI 96 F SL 88 B FF 96 B SI 96 D CH 86 X SL 89 3-2 ② G2-3 2-3		B SI 95 F SL 87 L SI 94 B FF 96 S SL 88 2-3 ① K 1-2		C FC 86 C SI 94 B FF 92 B SI 93 X FC 83 2-2 ② F8		B SI 91 C SI 91 F SI 91 B SI 92 S KC 79 2-3 ② K			4	0	0	0	0	2	3
8 Kendrys Morales, S (1, 10) OBP: 0.339, SLG: 0.448	C SI 96 B SL 89 F SL 89 F SI 96 B SI 97 F SL 87 X SI 97 2-2 3-H 1B		B SL 88 S SL 88 D SI 96 S SL 87 B SL 87 X SL 88 3-2 ② 2-3 HR		B FF 94 C SI 93 X SI 93 1-1 ③ G6-3		B SL 85 S KC 78 X SL 86 1-1 1B			4	1	3	2	0	0	1
28 Raul Ibanez, L (1, 7) OBP: 0.314, SLG: 0.510 9 Endy Chavez, L (8, 7) OBP: 0.294, SLG: 0.332	S SI 96 D SL 89 X SL 88 1-1 ③ F9		S FF 96 F SI 96 B SL 87 B SL 88 B SI 96 X SI 96 3-2 ③ G3			B SI 93 B FC 86 B FF 94 B FF 92 4-0 55 2B BB	B SI 91 C SI 92 B SI 90 C SI 91 S KC 80 2-3 ③ K2-3			3 0	1 0	0 0	0 0	1 0	1 0	2 0
17 Justin Smoak, S (1, 3) OBP: 0.351, SLG: 0.425		B SI 92 B SL 85 X FF 94 2-0 HR		X SI 94 0-0 ① L7		F FC 86 B SI 93 B FC 84 C FF 93 B FF 93 F FC 85 F FF 92 S SI 94 3-3 ① K		B SI 92 X SL 85 1-0 55 BB 1B		4	1	2	1	0	1	1
55 Michael Saunders, L (1, 9) OBP: 0.324, SLG: 0.386	F FF 94 X CH 84 0-1 6 FC4-6 1B		B SI 94 B SI 94 C SI 94 F SL 87 B SL 86 F SL 87 F SI 95 X SL 86 3-2 ② G3-1			B SI 93 B FF 92 F SI 93 1 SAFE L FF 93 X SI 93 2-2 3 CS 1-H 2B		B SI 91 B SL 84 C FF 93 B SI 91 B SI 91 4-1 1-2 BB		3	0	2	1	1	0	0
3 Mike Zunino, R (1, 2) OBP: 0.303, SLG: 0.314	C SI 94 S SL 86 S SL 85 0-3 ① K		B SI 95 S SL 85 B FF 96 B SL 84 F SI 95 X SL 84 3-2 ③ F9			B FC 86 S FC 86 B FC 87 B SI 90 F FC 88 X SI 90 3-2 ② 6 2B 2-3 1B		B SI 92 S SL 87 F SI 92 C CU 71 1-3 ① K		4	1	1	0	0	2	3
6 Nick Franklin, S (1, 4) OBP: 0.292, SLG: 0.396	T FF 94 1 SAFE D CH 85 B SI 94 X SL 86 2-1 ② FC4-6 1-2f				B FC 83 S FC 85 X FC 85 1-1 5 SH1-3 36 1B 2B	X FC 87 0-0 1-H 2B		B SL 85 F SI 94 C SI 93 F SI 92 D CU 71 B SI 92 S SL 87 3-3 ② K		4	1	2	1	0	1	3
Inning Stats	R: 1 E: 1 K: 0 S: 16 H: 1 LOB: 1 BB: 0 P: 25	R: 1 E: 0 K: 1 S: 9 H: 2 LOB: 1 BB: 0 P: 13	R: 1 E: 0 K: 1 S: 10 H: 1 LOB: 0 BB: 1 P: 22	R: 0 E: 0 K: 0 S: 9 H: 0 LOB: 0 BB: 0 P: 15	R: 1 E: 0 K: 0 S: 11 H: 2 LOB: 1 BB: 0 P: 17	R: 2 E: 0 K: 1 S: 15 H: 3 LOB: 1 BB: 1 P: 27	R: 0 E: 0 K: 2 S: 11 H: 1 LOB: 1 BB: 0 P: 17	R: 0 E: 0 K: 2 S: 10 H: 1 LOB: 2 BB: 1 P: 19		1B: 6 2B: 3 3B: 0 HR: 2 SF: 0 SAC: 2 DP: 0 HBP: 0	WP: 0 PB: 0 SB: 1 CS: 1 PA: 37					

BOTTOM

Tampa Bay Rays @ Seattle Mariners

Safeco Field, Seattle, WA

Sat Sep 07 2013, 6:11 PM - 9:15 PM PDT

Att. 17,788 - Clear - 72 F

livebaseballscorecards.com

AB	32
R	6
H	11
RBI	6
BB	3
SO	7
LOB	17

PITCHER		IP	WLS	BF	H	R	ER	SO	BB	IBB	HBP	BLK	WP	HR	S	P	ERA	WHIP
22 Chris Archer, R ERA: 3.19	(1, 1)	4.0	L	17	4	3	2	2	1	0	0	0	0	2	44	75	4.50	1.250
54 Alex Torres, L ERA: 1.62	(5, 1)	1.1		8	3	3	3	1	1	0	0	0	0	0	19	34	20.25	3.000
35 Jamey Wright, R ERA: 3.15	(6, 1)	0.2		3	2	0	0	0	0	0	0	0	0	0	7	10	0.00	3.000
49 Wesley Wright, L ERA: 3.83	(7, 1)	1.0		4	1	0	0	2	0	0	0	0	0	0	11	17	0.00	1.000
27 Cesár Ramos, L ERA: 4.55	(8, 1)	1.0		5	1	0	0	2	1	0	0	0	0	0	10	19	0.00	2.000

PITCHER	IP	WLS	BF	H	R	ER	SO	BB	IBB	HBP	BLK	WP	HR	S	P	ERA	WHIP

TOP

Tampa Bay Rays @ Seattle Mariners

Safeco Field, Seattle, WA

Sun Sep 08 2013, 1:11 PM - 4:35 PM PDT

Att. 18,650 - Sunny - 66 F

livebaseballscorecards.com

Batter	1	2	3	4	5	6	7	8	9	AB	R	H	RBI	BB	SO	LOB
7 David DeJesus, L (1, 9) OBP: 0.327, SLG: 0.387 15 Delmon Young, R (7, PH) OBP: 0.301, SLG: 0.403 (7, 9) 62 Joel Peralta, R (8, 1) 16 Chris Gimenez, R (9, PH) OBP: 0.500, SLG: 1.000 56 Fernando Rodney, R (9, 1)	C SI 90 C SI 90 B FF 90 S CH 80 1-3 K		S SI 89 F SI 92 B FF 89 X SI 91 1-2 G4-3 1-3		C SI 93 1 SAFE C SL 86 1 SAFE 1 SAFE F SI 92 B CH 81 1 SAFE F SL 85 1-3 S CH 81 K		X SL 80 0-0 G1-2-3 1-2 2-3 3-Hf		B SI 93 B SI 96 X SI 96 2-0 18 1B 1-2 2B	3 1 0 1 0	0 0 0 0 0	0 0 0 1 0	0 0 0 0 0	0 0 0 0 0	2 3 0 0 0	2 3 0 0 0
18 Ben Zobrist, S (1, 6) OBP: 0.360, SLG: 0.416 (8, 4)	B SI 90 C CU 77 X CH 81 1-1 1B		B FF 94 B SI 93 C SL 86 X FF 91 2-1 F8			X SI 93 0-0 F8	B FF 94 C FF 94 F FF 95 B FF 94 F SL 83 X FF 94 2-2 F9		B SI 95 C SI 94 B CH 90 X SI 93 2-1 8 2B 2-H 1B	5	1	2	0	0	0	3
3 Evan Longoria, R (1, 5) OBP: 0.346, SLG: 0.498	B SL 87 1 SAFE B SL 86 C SL 86 C SI 91 B SL 85 X SI 92 3-2 F8			C SL 88 B SI 94 C SI 92 X SI 94 1-2 F9		B SL 89 B SL 88 B SL 85 B SL 85 4-0 21 1B BB		H CU 84 1-0 30 BB 21 2B HBP	I IN 82 I IN 84 I IN 86 I IN 81 4-0 8 2B IBB	2	1	0	0	2	0	1
30 Luke Scott, L (1, 10) OBP: 0.333, SLG: 0.426 8 Desmond Jennings, R (8, PR) OBP: 0.327, SLG: 0.398 (8, 8)	C CU 76 T FF 90 B SI 92 T SL 86 1-2 K			C CH 83 X SI 94 0-1 L6		B CH 78 X SI 92 1-0 F9		B FF 95 B SI 94 B SI 94 C FF 95 B SI 94 4-1 21 2B 1 1B 1-2 BB	B SI 93 C SI 92 X SI 94 1-1 1-3 2-H 2B	3 1	0 1	0 1	0 1	1 0	1 0	2 0
21 James Loney, L (1, 3) OBP: 0.359, SLG: 0.432		C SI 90 F CH 81 F SI 91 B SL 87 B CH 81 X FF 92 2-2 P5		F SI 93 B SI 94 X CH 83 1-1 1B		C SI 94 X SI 94 0-1 1-2 1B		B SI 93 X SI 94 1-0 1 E 1-3 2-H 2B	C SI 95 B CU 81 B CH 87 C SI 94 B SI 94 B SL 87 4-2 BB	4	1	3	1	1	0	0
20 Matt Joyce, L (1, 7) OBP: 0.331, SLG: 0.438 1 Sean Rodríguez, R (8, PH) OBP: 0.316, SLG: 0.356 (8, 7)		X CU 78 0-0 F9		B SI 93 C SL 87 X SI 93 1-1 F8		B CH 77 T SL 86 X SI 92 1-1 L9		B FF 92 F FF 92 B SI 91 C SL 79 F SI 93 X FF 92 2-2 E8 59 G6-4-3 2-H 3-H 1B	B SI 94 B SI 94 F SI 94 B SI 95 F SI 94 F SI 94 S SI 93 3-3 K	3 2	0 0	0 1	0 1	0 0	0 1	3 3
2 Kelly Johnson, L (1, 4) OBP: 0.314, SLG: 0.432 11 Yunel Escobar, R (8, PH) OBP: 0.328, SLG: 0.370 (8, 6)		X SI 92 0-0 L9			C CH 80 F SI 92 B SI 92 S CU 79 1-3 K		F CH 79 F SI 92 F CU 79 B SI 91 B SI 93 B SL 87 F SL 87 B SI 91 4-2 9 BB 59 1B 15 G1-2-3 BB	B FF 90 B SI 89 X SI 91 2-0 L7		2 1	0 0	0 0	0 0	1 0	1 0	0 1
59 Jose Lobaton, S (1, 2) OBP: 0.333, SLG: 0.413			C SI 90 B CH 80 F CU 78 B SI 92 F SI 92 X CH 82 2-2 G1		C CH 82 F CU 78 B SL 87 B SI 94 B CH 82 S SI 94 3-3 K		S SI 91 F SI 92 B SI 90 F CH 80 D CH 78 X SI 93 2-2 15 G1-2-3 9 BB 1-2 1B	1 SAFE B SI 90 F FF 90 X SL 76 1-1 G6-4-3 1-2f		4	0	1	0	0	1	1
5 Sam Fuld, L (1, 8) OBP: 0.277, SLG: 0.278 9 Wil Myers, R (7, PH) OBP: 0.354, SLG: 0.471 (7, 8) (8, 9)			C SI 92 B SI 92 B SI 92 C SL 87 F SI 93 B SI 93 B SI 92 4-2 7 G4-3 7 S BB		B CU 79 S SL 88 B SL 87 B SI 93 C SI 93 B SL 88 4-2 BB		B SL 80 C SI 93 B SL 82 B FF 94 C FF 94 F SI 94 B SI 93 4-2 15 G1-2-3 1-2 2-3 BB		B SI 96 X SI 95 1-0 16 CS 1B	0 1	0 0	0 1	0 0	2 1	0 0	0 0
Inning Stats	R: 0 E: 0 K: 2 S: 11 H: 1 LOB: 1 BB: 0 P: 17	R: 0 E: 0 K: 0 S: 6 H: 0 LOB: 0 BB: 0 P: 8	R: 0 E: 0 K: 0 S: 12 H: 0 LOB: 1 BB: 1 P: 21	R: 0 E: 0 K: 0 S: 9 H: 1 LOB: 1 BB: 0 P: 12	R: 0 E: 0 K: 3 S: 13 H: 0 LOB: 1 BB: 1 P: 22	R: 0 E: 0 K: 0 S: 6 H: 1 LOB: 2 BB: 1 P: 12	R: 0 E: 0 K: 0 S: 16 H: 1 LOB: 2 BB: 2 P: 28	R: 3 E: 1 K: 0 S: 9 H: 2 LOB: 1 BB: 1 P: 20	R: 1 E: 0 K: 1 S: 12 H: 4 LOB: 3 BB: 2 P: 29	1B: 7 2B: 3 3B: 0 HR: 0 SF: 0 SAC: 0 DP: 2 HBP: 1						WP: 0 PB: 0 SB: 1 CS: 1 PA: 42	

	AB	33
	R	4
	H	10
	RBI	3
	BB	8
	SO	6
	LOB	19

PITCHER		IP	WLS	BF	H	R	ER	SO	BB	IBB	HBP	BLK	WP	HR	S	P	ERA	WHIP
50 Erasmo Ramírez, R ERA: 4.57	(1, 1)	6.0		26	4	0	0	5	4	0	0	0	0	0	65	106	0.00	1.333
41 Charlie Furbush, L ERA: 3.1	(7, 1)	1.0	H	3	0	0	0	0	1	0	0	0	0	0	8	14	0.00	1.000
31 Yoervis Medina, R ERA: 2.95	(8, 1)	0.0	L	3	1	3	3	0	1	0	1	0	0	0	2	8	∞	∞
59 Oliver Pérez, L ERA: 3.78	(8, 1)	1.0		3	1	0	0	0	0	0	0	0	0	0	7	12	0.00	1.000
45 Hector Noesí, R ERA: 5.79	(9, 1)	1.0		7	4	1	1	1	1	1	0	0	0	0	12	29	9.00	5.000

PITCHER		IP	WLS	BF	H	R	ER	SO	BB	IBB	HBP	BLK	WP	HR	S	P	ERA	WHIP

Batter	1	2	3	4	5	6	7	8	9	AB	R	H	RBI	BB	SO	LOB
5 Brad Miller, L (1, 6) OBP: 0.312, SLG: 0.401	F FF 91 X CH 87 0-1 36 G4-6-3 1B		F FF 93 B KC 81 X KC 82 1-1 21 WP 36 SH1-3 1B		B FF 92 C KC 82 D FF 92 X FF 93 2-1 ① F9		S FF 99 X SI 98 0-1 ③ L8			4	0	2	0	0	0	2
36 Abraham Almonte, S (1, 8) OBP: 0.310, SLG: 0.308	C FF 90 ① C FF 91 ② D KC 82 1 SAFE B KC 80 B FF 92 X FF 92 3-2 G4-6-3 1-2f		X FF 91 0-0 ① SH1-3 1-2		X FF 92 0-0 ② G6-3 1-2			B FF 90 L FF 90 B CU 78 B FF 88 C FF 89 F FF 90 B FF 90 4-2 8 BB BB		2	0	0	0	1	0	2
15 Kyle Seager, L (1, 5) OBP: 0.347, SLG: 0.461	C FF 94 B KC 80 C FF 93 X FF 92 1-2 ③ G3-1		B KC 79 F FF 91 2 SAFE F FF 93 B FF 92 2 SAFE X FF 93 2-2 ② P5		F FF 93 B SI 94 F KC 81 X FF 92 1-2 ③ F8			B FF 89 X CU 76 1-0 ① F7		4	0	0	0	0	0	3
8 Kendrys Morales, S (1, 10) OBP: 0.341, SLG: 0.454 9 Endy Chavez, L (8, PR) OBP: 0.294, SLG: 0.332 (9, 10)		X FF 93 0-0 HR	I IN 81 I IN 81 I IN 83 I IN 83 4-0 21 WP IBB			B KC 80 B FF 94 X FF 92 2-0 ① L8		B FF 90 B FS 81 C CU 78 B FF 90 B FF 89 4-1 1-2 BB		2 0	1 0	1 0	1 0	2 0	0 0	0 0
21 Franklin Gutierrez, R (1, 9) OBP: 0.265, SLG: 0.505		C FF 92 B CH 85 S CH 83 S FF 93 1-3 ① K	C CH 81 S FF 92 F FF 91 B KC 79 B CH 83 X FF 93 2-2 ③ G5-3 1-2 2-3			B KC 79 F FF 93 F FF 94 B KC 79 X CH 85 2-2 ② F9		C CU 79 F FF 90 S FS 81 0-3 ② K		4	0	0	0	0	2	4
55 Michael Saunders, L (1, 7) OBP: 0.324, SLG: 0.386 28 Raul Ibanez, L (8, PH) OBP: 0.314, SLG: 0.509 (9, 7)		C FF 92 X KC 81 0-1 13 BB 1B	C FF 92 B FF 94 S FF 92 F CH 84 B KC 84 X FF 94 2-2 ① F7			B FF 94 B FF 91 X FF 92 2-0 ③ F8		F S FS 82 S FS 82 0-3 ③ K		3 1	0 0	1 0	0 0	0 1	0 2	0 2
17 Justin Smoak, S (1, 3) OBP: 0.348, SLG: 0.421		1 SAFE B CH 81 1 SAFE F FF 92 T FF 92 F KC 79 D CH 83 D CH 82 F CH 84 3-3 S FF 93 K	B FF 94 C CH 83 X FF 92 1-1 ② F7				C KC 79 S FF 92 F KC 77 X KC 81 0-2 ① F7		B SI 97 C SI 95 B SI 99 F SI 97 B CH 85 X SI 98 3-2 ① L9	4	0	0	0	0	1	1
13 Dustin Ackley, L (1, 4) OBP: 0.310, SLG: 0.347		B FF 92 B FF 91 B FF 92 B SI 93 4-0 1-2 BB	B FF 94 B FF 93 C FF 93 F FF 93 X SI 94 2-2 ③ G6-3				C KC 79 B FF 92 B KC 78 X FF 94 2-1 1B		C SI 96 B CH 84 F SI 98 S SI 99 1-3 ② K	3	0	1	0	1	1	0
33 Henry Blanco, R (1, 2) OBP: 0.234, SLG: 0.254 6 Nick Franklin, S (9, PH) OBP: 0.291, SLG: 0.395		C CH 84 B SI 92 F FF 93 S KC 79 1-3 ③ K			C FF 93 B CH 82 B CH 83 F FF 94 B KC 80 F FF 94 B FF 94 4-2 36 G6-3 BB		B FF 96 C FF 95 X FF 96 1-1 ② F7		C SI 99 S CH 84 S FF 100 0-3 ③ K	2 1	0 0	0 0	0 0	1 0	1 1	3 0
Inning Stats	R: 0 E: 0 K: 0 S: 8 H: 1 LOB: 0 BB: 0 P: 12	R: 1 E: 0 K: 3 S: 14 H: 2 LOB: 2 BB: 1 P: 23	R: 0 E: 0 K: 0 S: 10 H: 1 LOB: 2 BB: 1 P: 19	R: 0 E: 0 K: 0 S: 9 H: 0 LOB: 0 BB: 0 P: 14	R: 0 E: 0 K: 0 S: 9 H: 0 LOB: 1 BB: 1 P: 16	R: 0 E: 0 K: 0 S: 5 H: 0 LOB: 0 BB: 0 P: 11	R: 0 E: 0 K: 0 S: 10 H: 1 LOB: 1 BB: 0 P: 13	R: 0 E: 0 K: 2 S: 11 H: 0 LOB: 2 BB: 2 P: 20	R: 0 E: 0 K: 2 S: 9 H: 0 LOB: 0 BB: 0 P: 13	1B: 4 2B: 0 3B: 0 HR: 1 SF: 0 SAC: 1 DP: 1 HBP: 0	WP: 1 PB: 0 SB: 0 CS: 0 PA: 36					

BOTTOM

Tampa Bay Rays @ Seattle Mariners

Safeco Field, Seattle, WA

Sun Sep 08 2013, 1:11 PM - 4:35 PM PDT

Att. 18,650 - Sunny - 66 F

livebaseballscorecards.com

AB	30
R	1
H	5
RBI	1
BB	5
SO	7
LOB	17

PITCHER		IP	WLS	BF	H	R	ER	SO	BB	IBB	HBP	BLK	WP	HR	S	P	ERA	WHIP
55 Matt Moore, L ERA: 3.18	(1, 1)	6.1		26	5	1	1	3	2	1	0	0	1	1	61	103	1.42	1.105
57 Jake McGee, L ERA: 4.07	(7, 1)	0.2	W	2	0	0	0	0	0	0	0	0	0	0	4	5	0.00	0.000
62 Joel Peralta, R ERA: 2.8	(8, 1)	1.0	H	5	0	0	0	2	2	0	0	0	0	0	11	20	0.00	2.000
56 Fernando Rodney, R ERA: 3.75	(9, 1)	1.0	S	3	0	0	0	2	0	0	0	0	0	0	9	13	0.00	0.000

PITCHER	IP	WLS	BF	H	R	ER	SO	BB	IBB	HBP	BLK	WP	HR	S	P	ERA	WHIP

Batter	1	2	3	4	5	6	7	8	9	AB	R	H	RBI	BB	SO	LOB
15 Dustin Pedroia, R (1, 4) OBP: 0.370, SLG: 0.411	C FC 92 F SI 92 F SI 93 S SI 94 0-3 ① K			F FC 90 X FC 91 0-1 ① L9		C SI 93 B SI 92 B FC 87 F SI 93 S SI 93 2-3 ② K			C CU 76 X FS 80 0-1 12 S 1B	4	0	1	0	0	2	0
18 Shane Victorino, S (1, 8) OBP: 0.350, SLG: 0.452	C SI 93 B KC 81 F KC 80 S SI 94 1-3 ② K			C SI 92 B FC 87 X CH 82 1-1 ② G1-3		B FC 89 S FC 87 B KC 78 C KC 79 C SI 93 2-3 ③ K			C CU 76 X CU 77 0-1 ① F9	4	0	0	0	0	2	1
34 David Ortiz, L (1, 10) OBP: 0.392, SLG: 0.558	C FC 87 B SI 93 C KC 80 F SI 95 B SI 94 F SI 94 F FC 88 F FF 94 B CH 84 3-2 X SI 94 ③ L9			F CH 82 B CH 84 B FC 86 B SI 93 C FF 94 F SI 95 X SI 94 3-2 ③ F7			C KC 78 X FC 86 0-1 ① G3		F FF 88 F FF 88 X FS 81 0-2 ② L9	4	0	0	0	0	0	1
12 Mike Napoli, R (1, 3) OBP: 0.352, SLG: 0.481		C SI 92 C SI 92 B FF 93 F SI 93 B FC 88 X FC 89 2-2 ① L9			B CH 82 F SI 92 B CH 82 C CH 83 F SI 93 F SI 93 X CH 82 2-2 5 1B 2B		C SI 92 F KC 78 F FC 87 B FC 91 C SI 93 1-3 ② K		B FF 89 B CU 77 B CU 76 D FS 81 4-0 1-2 BB	3	1	1	0	1	1	0
5 Jonny Gomes, R (1, 7) OBP: 0.338, SLG: 0.423		C KC 80 X FC 88 0-1 ② G6-3			C SI 93 F FC 89 B SI 94 F SI 94 X FC 89 1-2 29 SH2-3 39 SF8 2-H 1B		B KC 78 B CH 81 X FC 86 2-0 ③ G6-3		S CU 77 B FS 80 S FS 80 X FF 90 1-2 ③ F8	4	1	1	1	0	0	2
29 Daniel Nava, S (1, 9) OBP: 0.389, SLG: 0.445		C SI 93 S SI 93 B FF 94 F SI 95 F FC 89 B FC 88 B SI 95 X SI 95 3-2 ③ L8			X SI 93 0-0 ① SH2-3 2-3			C FC 90 X FC 85 0-1 16 WP 1B		2	0	1	0	0	0	0
39 Jarrod Saltalamacchia, S (1, 2) OBP: 0.329, SLG: 0.435		C KC 77 B CH 81 F CH 82 B SI 93 F FC 87 B FC 87 F CH 83 C SI 93 3-3 ① K			B SI 94 T FF 94 B SI 94 F SI 94 F SI 94 F FC 88 B SI 95 X FC 89 3-2 ② SF8 3-H			F SI 91 X SI 91 0-1 ① F8		2	0	0	1	0	1	1
16 Will Middlebrooks, R (1, 5) OBP: 0.290, SLG: 0.454		S CH 82 B SI 93 B SI 93 X CH 83 2-1 ② G6-3			C SI 94 C KC 80 S FF 94 0-3 ③ K			F CH 82 B CH 83 T SI 92 F SI 92 F SI 93 F SI 94 F FC 88 F CH 83 F SI 93 2-2 ② G6-3 1-3		3	0	0	0	0	1	1
7 Stephen Drew, L (1, 6) OBP: 0.327, SLG: 0.429		X SI 93 0-0 ③ P1				C SI 90 B KC 79 F SI 91 C SI 93 1-3 ① K		C SI 91 C SI 93 B SI 94 S SI 94 1-3 ③ K		3	0	0	0	0	2	1
Inning Stats	R: 0 E: 0 K: 2 S: 14 H: 0 LOB: 0 BB: 0 P: 18	R: 0 E: 0 K: 0 S: 11 H: 0 LOB: 0 BB: 0 P: 16	R: 0 E: 0 K: 1 S: 8 H: 0 LOB: 0 BB: 0 P: 13	R: 0 E: 0 K: 0 S: 8 H: 0 LOB: 0 BB: 0 P: 12	R: 2 E: 0 K: 1 S: 18 H: 2 LOB: 0 BB: 0 P: 24	R: 0 E: 0 K: 3 S: 9 H: 0 LOB: 0 BB: 0 P: 14	R: 0 E: 0 K: 1 S: 7 H: 0 LOB: 0 BB: 0 P: 10	R: 0 E: 0 K: 1 S: 17 H: 1 LOB: 1 BB: 0 P: 20	R: 0 E: 0 K: 0 S: 10 H: 1 LOB: 2 BB: 1 P: 15	1B: 3 2B: 1 3B: 0 HR: 0 SF: 1 SAC: 1 DP: 0 HBP: 0						

TOP

Boston Red Sox @ Tampa Bay Rays

Tropicana Field, St. Petersburg, FL

Tue Sep 10 2013, 7:13 PM - 10:20 PM EDT

Att. 18,605 - Dome - 72 F

livebaseballscorecards.com

AB	29
R	2
H	4
RBI	2
BB	1
SO	9
LOB	7

WP: 2 PA: 32
PB: 0
SB: 1
CS: 0

PITCHER		IP	WLS	BF	H	R	ER	SO	BB	IBB	HBP	BLK	WP	HR	S	P	ERA	WHIP
14 David Price, L ERA: 3.45	(1, 1)	8.0	L	27	3	2	2	9	0	0	0	0	1	0	92	127	2.25	0.375
62 Joel Peralta, R ERA: 2.76	(9, 1)	1.0		5	1	0	0	0	1	0	0	0	0	0	10	15	0.00	2.000

PITCHER	IP	WLS	BF	H	R	ER	SO	BB	IBB	HBP	BLK	WP	HR	S	P	ERA	WHIP

Batter	1	2	3	4	5	6	7	8	9	AB	R	H	RBI	BB	SO	LOB
7 David DeJesus, L (1, 9) OBP: 0.328, SLG: 0.387 9 Wil Myers, R (6, PH) OBP: 0.352, SLG: 0.467 (7, 9)	B FF 88 B FC 89 C FF 91 F FC 87 B SI 92 X SI 90 3-2 ① F8		B FF 88 C FC 86 B FS 85 T FC 86 B CU 77 X FF 91 3-2 18 CS 1B			B SI 91 F SI 90 S SL 87 B FF 90 F FF 93 D SL 85 F FF 92 X SI 89 3-2 ① FC6-4 18 G4-3 1-2f		C FF 88 C FS 79 X SI 89 0-2 ③ P3		2 2	0 0	1 0	0 0	0 0	0 0	0 2
18 Ben Zobrist, S (1, 4) OBP: 0.357, SLG: 0.413	B FF 91 B FF 91 C FF 91 C FC 88 X CH 82 2-2 ② L1-4-3		1 SAFE 1 SAFE 1 SAFE F FC 86 B CU 76 X CH 81 1-1 ②③ G3-1 1-2			B SI 90 X SI 91 1-0 ②③ G4-3 1-2f			F FF 87 F FS 81 X FS 80 0-2 ① G4-3	4	0	0	0	0	0	2
3 Evan Longoria, R (1, 5) OBP: 0.343, SLG: 0.494	B FC 87 C FC 87 C CU 76 B SI 92 S CH 81 2-3 ③ K			F CH 80 B CH 83 F FC 86 C CU 77 1-3 ① K			C SI 90 S SL 86 F FF 92 B SL 86 X CH 80 1-2 ① G6-3		C FS 80 F FF 88 S FS 81 0-3 ② K	4	0	0	0	0	3	0
20 Matt Joyce, L (1, 7) OBP: 0.333, SLG: 0.436		B FF 89 C FC 86 C FC 87 X FS 85 1-2 ① G5-3		B CU 76 F FC 86 B FS 84 F FC 87 B CH 80 B FC 88 4-2 21 CS BB			B FF 92 B FF 91 B FF 91 C FF 91 C FF 91 B SI 91 4-2 BB		C FS 81 F FF 89 B FS 80 S FS 81 1-3 ③ K	2	0	0	0	2	1	0
21 James Loney, L (1, 3) OBP: 0.359, SLG: 0.431		X SI 90 0-0 8 1B 1B		1 SAFE B CU 76 B FC 86 1 SAFE C SI 90 B FF 92 C FF 92 1 SAFE C SI 90 3-3 ②③ K 1-2			X SL 87 0-0 ② L6			3	0	1	0	0	1	2
30 Luke Scott, L (1, 10) OBP: 0.331, SLG: 0.423 15 Delmon Young, R (7, PH) OBP: 0.300, SLG: 0.402 (8, 10)		1 SAFE B FF 89 C SI 90 B CU 75 B SI 92 C FC 87 S FF 93 3-3 ② K			B CU 73 C FC 85 B FS 83 C SI 90 B FC 85 S FC 86 3-3 ① K		C SI 92 D SL 86 B SI 91 B SI 91 F SI 91 X SL 89 3-2 ③ G5-3			2 1	0 0	0 0	0 0	0 0	2 0	1 1
8 Desmond Jennings, R (1, 8) OBP: 0.327, SLG: 0.397		X FC 88 0-0 1-2 1B			C CU 76 F FC 87 X FC 86 0-2 ② F8			C FF 94 B SL 84 B FO 90 S FF 95 B FF 95 S FF 96 3-3 ① K		3	0	1	0	0	1	0
28 José Molina, R (1, 2) OBP: 0.303, SLG: 0.310		C FF 91 B FF 92 B FF 91 B FF 92 F FF 92 F FC 87 T FF 92 3-2 ③ K			X FF 90 0-0 ③ L8			C FF 95 T FF 96 B FF 95 B FF 95 F FF 94 B FF 95 X FF 95 3-2 ② P4		3	0	0	0	0	1	2
11 Yunel Escobar, R (1, 6) OBP: 0.330, SLG: 0.373			B FC 84 F FF 89 F FC 86 X CH 81 1-2 ① P2			B SI 89 B FF 89 B FF 89 C FF 89 B SI 89 4-1 9 FC6-4 BB		X FF 94 0-0 2B		2	0	1	0	1	0	0
Inning Stats	R: 0 E: 0 K: 1 S: 9 H: 0 LOB: 0 BB: 0 P: 16	R: 0 E: 0 K: 2 S: 12 H: 2 LOB: 2 BB: 0 P: 19	R: 0 E: 0 K: 0 S: 8 H: 1 LOB: 0 BB: 0 P: 13	R: 0 E: 0 K: 2 S: 8 H: 0 LOB: 1 BB: 1 P: 16	R: 0 E: 0 K: 1 S: 7 H: 0 LOB: 0 BB: 0 P: 10	R: 0 E: 0 K: 0 S: 7 H: 0 LOB: 0 BB: 1 P: 15	R: 0 E: 0 K: 0 S: 10 H: 0 LOB: 1 BB: 1 P: 18	R: 0 E: 0 K: 1 S: 11 H: 1 LOB: 1 BB: 0 P: 17	R: 0 E: 0 K: 2 S: 9 H: 0 LOB: 0 BB: 0 P: 10	1B: 3 2B: 2 3B: 0 HR: 0	SF: 0 SAC: 0 DP: 2 HBP: 0	WP: 0 PB: 0 SB: 0 CS: 2	PA: 31			

PITCHER		IP	WLS	BF	H	R	ER	SO	BB	IBB	HBP	BLK	WP	HR	S	P	ERA	WHIP
11 Clay Buchholz, R ERA: 1.61	(1, 1)	5.0	W	17	3	0	0	6	1	0	0	0	0	0	44	74	0.00	0.800
32 Craig Breslow, L ERA: 2.01	(6, 1)	2.0	H	7	0	0	0	0	2	0	0	0	0	0	17	33	0.00	1.000
36 Junichi Tazawa, R ERA: 2.84	(8, 1)	0.2	H	3	1	0	0	1	0	0	0	0	0	0	8	14	0.00	1.500
19 Koji Uehara, R ERA: 1.1	(8, 1)	1.1	S	4	0	0	0	2	0	0	0	0	0	0	12	13	0.00	0.000

PITCHER	IP	WLS	BF	H	R	ER	SO	BB	IBB	HBP	BLK	WP	HR	S	P	ERA	WHIP

BOTTOM

Boston Red Sox @ Tampa Bay Rays

Tropicana Field, St. Petersburg, FL

Tue Sep 10 2013, 7:13 PM - 10:20 PM EDT

Att. 18,605 - Dome - 72 F

AB	28
R	0
H	4
RBI	0
BB	3
SO	9
LOB	10

livebaseballscorecards.com

Boston Red Sox @ Tampa Bay Rays

Tropicana Field, St. Petersburg, FL

Wed Sep 11 2013, 7:13 PM - 11:17 PM EDT

Att. 19,215 - Dome - 72 F

TOP

livebaseballscorecards.com

Batter	1	2	3	4	5	6	7	8	9	10	AB	R	H	RBI	BB	SO	LOB
15 Dustin Pedroia, R (1, 4) OBP: 0.372, SLG: 0.411	C SI 92 F KC 81 X FF 92 0-2 G5-3 ①		C KC 79 X CH 87 0-1 18 2B 12 2B 1B	B KC 81 B FF 92 B SI 91 C FF 92 C KC 81 X KC 82 3-2 G4-3 ③			C CU 75 X SI 91 0-1 34 G4-5-3 1B			C FF 97 B CU 77 B FS 79 B FF 87 B FF 88 4-1 12 BB 18 SH1-4 37 HR BB	4	2	2	0	1	0	1
18 Shane Victorino, S (1, 9) OBP: 0.349, SLG: 0.452	S SI 92 B KC 81 B KC 79 F CH 85 S CH 86 2-3 K ②		B KC 80 C KC 80 1 SAFE 1 SAFE X KC 80 1-1 1-3 12 2B 2B		C CH 86 F KC 80 B FF 93 F CH 86 F FF 92 X CH 87 1-2 G5-3 ①		1 SAFE C FC 88 F SL 84 F CU 78 S CU 79 0-3 K ①			L CU 75 1 SAFE X FS 78 0-1 SH1-4 ① 1-2	4	1	1	0	0	2	1
34 David Ortiz, L (1, 10) OBP: 0.392, SLG: 0.555	X SI 92 0-0 L7 ③		D KC 81 B CH 87 I IN 77 I IN 78 4-0 12 2B 29 G4-3 IBB		B CH 87 B KC 81 X SI 92 2-0 G5-3 ②		G SI 96 B FF 96 S FF 96 F SI 97 X SI 98 1-2 G4-5-3 ②③ 1-2f			I IN 73 I IN 72 I IN 74 I IN 74 4-0 12 BB 37 HR IBB	3	2	0	0	2	0	1
12 Mike Napoli, R (1, 3) OBP: 0.354, SLG: 0.482		C FF 91 B CH 86 B SI 91 B CH 86 B FF 92 4-1 16 FC1 29 1B BB	B CH 87 C CH 87 X SI 92 1-1 29 G4-3 1-3 2-H 3-H 2B		B KC 82 B SI 93 B CH 86 C SI 92 S CH 88 F CH 87 C SI 94 3-3 K ③			C FF 92 S FF 92 X FF 92 0-2 L6 ①		B FF 90 B FF 91 B SI 89 B SI 89 4-0 37 HR 1-2 2-3 BB	3	1	1	2	2	1	0
29 Daniel Nava, S (1, 7) OBP: 0.390, SLG: 0.447 5 Jonny Gomes, R (8, PH) OBP: 0.337, SLG: 0.421 (8, 7) 37 Mike Carp, L (10, PH) OBP: 0.374, SLG: 0.564 50 Quintin Berry, L (10, 7) OBP: 0.667, SLG: 0.667		C FF 92 C KC 80 F FF 92 X CH 86 0-2 16 FC1 1-2 1B	B CH 87 B FF 92 X SI 93 2-0 G4-3 ② 2-3 3-H			B KC 78 B SI 90 B CH 86 C FF 90 X CH 85 3-1 16 FC5-4 7 1B 1B		B CH 84 B CH 82 S CH 84 B CH 85 C FF 92 X FF 92 3-2 F8 ②		X SL 81 0-0 1-H 2-H 3-H HR	3 1 1 0	0 0 1 0	2 0 1 0	1 0 4 0	0 0 0 0	0 0 0 0	1 0 0 0
7 Stephen Drew, L (1, 6) OBP: 0.326, SLG: 0.426		C KC 79 F CH 86 S CH 87 0-3 K ①	S KC 80 B CH 87 D KC 82 X CH 85 2-1 L8 ③			B FF 91 C FF 92 1 SAFE C KC 80 X FF 92 1-2 16 FC5-4 1-2 1B		B FC 84 X FF 90 1-0 L9 ③		B FF 92 F FF 90 S CH 84 B CH 84 S CH 83 2-3 K ②	5	0	1	0	0	2	3
16 Will Middlebrooks, R (1, 5) OBP: 0.286, SLG: 0.446		X KC 79 0-0 FC1 3 G5-4-3 1-2 2-3		B FF 91 C FF 91 C FF 91 F CH 86 F SI 91 X KC 81 1-2 G5-3 ①		X KC 80 0-0 FC5-4 ①② 3 BB 1-2 2-3			B FF 95 B FF 96 C SI 94 F SI 96 X FF 98 2-2 G6-3 ① B SL 85 C SL 83 C CH 83 B CH 83 X CH 82 2-2 G6-3 ③	5	0	0	0	0	0	4
3 David Ross, R (1, 2) OBP: 0.290, SLG: 0.382		C FF 92 X KC 80 0-1 G5-4-3 ②③ 1-2f		C FF 92 B SI 91 S CH 87 B SI 92 S CH 87 2-3 K ②		C FF 93 D KC 82 B FF 91 C CH 85 B FF 93 B CH 86 4-2 25 FC4 1-2 BB			F SI 95 B CH 84 B SI 98 C FF 97 B FF 98 S CH 85 3-3 K ②	3	0	0	0	1	2	3
25 Jackie Bradley Jr., L (1, 8) OBP: 0.282, SLG: 0.324			C FF 91 B SI 92 B FF 92 C CH 86 X CH 87 2-2 G3 ①	X SI 92 0-0 2B		C SI 89 S KC 78 X KC 79 0-2 FC4 ③ 1-2f			C SI 97 B CH 84 S CH 84 C FF 97 1-3 K ③		4	0	1	0	0	1	2
Inning Stats	R: 0 E: 0 K: 1 S: 7 H: 0 LOB: 0 BB: 0 P: 9	R: 0 E: 0 K: 1 S: 11 H: 1 LOB: 2 BB: 1 P: 15	R: 3 E: 0 K: 0 S: 12 H: 3 LOB: 1 BB: 1 P: 24	R: 0 E: 0 K: 1 S: 12 H: 1 LOB: 1 BB: 0 P: 18	R: 0 E: 0 K: 1 S: 10 H: 0 LOB: 0 BB: 0 P: 16	R: 0 E: 0 K: 0 S: 11 H: 2 LOB: 2 BB: 1 P: 19	R: 0 E: 0 K: 1 S: 10 H: 1 LOB: 0 BB: 0 P: 11	R: 0 E: 0 K: 0 S: 7 H: 0 LOB: 0 BB: 0 P: 11	R: 0 E: 0 K: 2 S: 9 H: 0 LOB: 0 BB: 0 P: 15	R: 4 E: 0 K: 1 S: 10 H: 1 LOB: 0 BB: 3 P: 26	1B: 5 2B: 3 3B: 0 HR: 1	SF: 0 SAC: 1 DP: 3 HBP: 0	WP: 0 PB: 0 SB: 0 CS: 0	PA: 43			

	AB	36
	R	7
	H	9
	RBI	7
	BB	6
	SO	8
	LOB	16

PITCHER		IP	WLS	BF	H	R	ER	SO	BB	IBB	HBP	BLK	WP	HR	S	P	ERA	WHIP
53 Alex Cobb, R ERA: 3.08	(1, 1)	5.2		26	7	3	3	4	2	1	0	0	0	0	60	98	4.76	1.588
49 Wesley Wright, L ERA: 3.81	(6, 1)	0.1		1	0	0	0	0	0	0	0	0	0	0	3	3	0.00	0.000
35 Jamey Wright, R ERA: 3.13	(7, 1)	0.1		2	1	0	0	1	0	0	0	0	0	0	6	6	0.00	3.000
57 Jake McGee, L ERA: 4.02	(7, 1)	0.2		1	0	0	0	0	0	0	0	0	0	0	4	5	0.00	0.000
54 Alex Torres, L ERA: 1.59	(8, 1)	1.0		3	0	0	0	0	0	0	0	0	0	0	7	11	0.00	0.000

PITCHER		IP	WLS	BF	H	R	ER	SO	BB	IBB	HBP	BLK	WP	HR	S	P	ERA	WHIP
56 Fernando Rodney, R ERA: 3.68	(9, 1)	1.0		3	0	0	0	2	0	0	0	0	0	0	9	15	0.00	0.000
62 Joel Peralta, R ERA: 3.03	(10, 1)	0.1	L	3	0	2	2	0	1	1	0	0	0	0	3	11	54.00	3.000
40 Roberto Hernandez, R ERA: 4.93	(10, 1)	0.2		4	1	2	2	1	1	0	0	0	0	1	7	15	27.00	3.000

Boston Red Sox @ Tampa Bay Rays

Tropicana Field, St. Petersburg, FL

Wed Sep 11 2013, 7:13 PM - 11:17 PM EDT

Att. 19,215 - Dome - 72 F

BOTTOM

livebaseballscorecards.com

Batter	1	2	3	4	5	6	7	8	9	10	AB	R	H	RBI	BB	SO	LOB
7 David DeJesus, L (1, 7) OBP: 0.331, SLG: 0.391	C FF 85 B SL 82 B FC 87 2-3 K ①		B FF 87 B FC 87 F FC 86 X SL 83 2-1 20 BB 2-H 2B		B SL 80 F FF 88 B FF 87 F SL 82 B FS 80 F SL 83 F FC 88 F SL 83 B SL 84 4-2 18 G4-6-3 9 1B BB		C FF 93 C KC 76 F KC 77 B FF 93 F FF 95 F KC 77 B FF 95 B FF 95 S FF 95 3-3 K ①		S FS 80 C FF 89 F FS 81 S FF 89 0-3 K ①		2	0	1	1	1	1	0
1 Sean Rodríguez, R (7, PH) OBP: 0.316, SLG: 0.356											0	0	0	0	0	0	0
2 Kelly Johnson, L (7, PH) OBP: 0.312, SLG: 0.429											2	0	0	0	0	2	0
(8, 7)																	
9 Wil Myers, R (1, 9) OBP: 0.349, SLG: 0.462	B FF 89 C FF 89 C FF 89 S FS 81 1-3 K ②		B SL 82 F SL 83 C FF 89 F FS 81 C SL 83 1-3 K ①		F FF 88 C FF 88 1 SAFE X SL 85 0-2 18 G4-6-3 1-2 1B		X FF 95 0-0 G6-3 ②		C FF 89 S FS 83 B FS 82 F FS 82 F FF 89 B FF 89 S FS 81 2-3 K ②		5	0	1	0	0	3	1
18 Ben Zobrist, S (1, 4) OBP: 0.356, SLG: 0.410	B FF 89 C FF 88 B SL 85 B SL 82 X FF 90 3-1 L8 ③		C FF 89 B SL 84 D FF 89 X SL 82 2-1 F8 ②		B FS 80 S SL 83 X FF 89 1-1 G4-6-3 1-2f 2-3 ① ②		B FF 94 B FF 95 B FF 94 B FF 94 4-0 3 2B BB		S FS 81 S FS 81 F FS 82 B FS 82 B FS 81 X FS 81 2-2 G4-3 ③		4	1	0	0	1	0	3
3 Evan Longoria, R (1, 5) OBP: 0.347, SLG: 0.499		X FF 88 0-0 21 G3-1 2B	D FF 88 B FF 90 C FC 88 H FS 81 3-1 20 BB HBP		B FF 89 B FF 90 F FF 90 B SL 85 B SL 83 4-1 20 BB BB		C SI 89 X FF 93 0-1 1-H 2B			X FF 93 0-0 L8 ①	3	0	2	1	1	0	0
20 Matt Joyce, L (1, 10) OBP: 0.336, SLG: 0.433		C FC 87 B FF 88 B SL 83 C SL 83 S FS 80 2-3 K ①	B SL 84 B SL 83 B FS 80 F SL 84 B SL 83 4-1 8 FC6-4 1-2 2-3 BB		D SL 84 S FS 81 B FF 90 B SL 84 B SL 84 4-1 1-2 BB		C KC 76 C FF 93 B FF 94 D KC 76 F FF 94 F FF 93 S FF 93 2-3 K ③			B FF 94 B FF 93 B FF 94 B FF 94 4-0 BB	2	0	0	0	3	2	2
8 Desmond Jennings, R (1, 8) OBP: 0.326, SLG: 0.394		B FF 88 B FF 89 B FF 89 B FF 88 4-0 21 G3-1 BB	X SL 84 0-0 FC6-4 1-2f ③		S FF 90 C FF 89 B FF 89 T FF 90 1-2 K ③			L FF 93 S FF 93 S FF 94 0-3 K ①		D CU 75 F FF 94 T FF 95 B FF 95 F FF 95 F FF 95 C FF 95 2-3 K ②	4	0	0	0	1	3	7
21 James Loney, L (1, 3) OBP: 0.358, SLG: 0.435	F SL 83 C FF 89 1 SAFE F FC 82 B FS 81 F SL 83 F SL 84 B FF 89 F FS 81 2-2 X FF 80 G3-1 ② 1-2 2-3		B FF 86 B FC 86 F FF 86 F FS 79 S FL 83 2-3 K ①			B SI 94 B SI 95 C SI 95 F SI 96 B CU 74 X CU 76 3-2 G3 ①		C KC 77 B KC 77 B KC 74 C FF 94 F FF 95 X KC 77 2-2 HR		X FO 88 0-0 L9 ③	5	1	1	1	0	1	3
59 Jose Lobaton, S (1, 2) OBP: 0.328, SLG: 0.406	B FF 90 S SL 83 S FF 90 B FF 90 S SL 85 2-3 K ③		C FS 79 B FF 88 X FC 89 1-1 G5-3 ②			B FF 94 T SI 94 B SI 94 S FF 95 X FF 96 2-2 P4 ②		B FF 92 T FF 94 S FF 93 B FF 94 S FF 93 2-3 K ②			4	0	0	0	0	2	2
11 Yunel Escobar, R (1, 6) OBP: 0.329, SLG: 0.374			C SL 81 B SL 82 X FF 85 1-1 7 2B 2B		B SI 88 B FC 86 C FC 88 X SL 82 2-1 G6-3 ③		B CU 75 F SI 94 S SL 84 B CH 84 F FF 96 X SL 86 2-2 L9 ③		B KC 77 C KC 78 X KC 77 1-1 G6-3 ③		4	1	1	0	0	0	0
Inning Stats	R: 0 E: 0 K: 2 S: 9 H: 0 LOB: 0 BB: 0 P: 15	R: 0 E: 0 K: 2 S: 14 H: 1 LOB: 2 BB: 1 P: 24	R: 1 E: 0 K: 1 S: 13 H: 2 LOB: 3 BB: 1 P: 26	R: 0 E: 0 K: 1 S: 7 H: 0 LOB: 0 BB: 0 P: 12	R: 0 E: 0 K: 1 S: 15 H: 1 LOB: 3 BB: 3 P: 29	R: 0 E: 0 K: 0 S: 10 H: 0 LOB: 0 BB: 0 P: 17	R: 1 E: 0 K: 2 S: 14 H: 1 LOB: 1 BB: 1 P: 23	R: 1 E: 0 K: 2 S: 12 H: 1 LOB: 0 BB: 0 P: 17	R: 0 E: 0 K: 2 S: 13 H: 0 LOB: 0 BB: 0 P: 17	R: 0 E: 0 K: 1 S: 7 H: 0 LOB: 1 BB: 1 P: 13	1B: 1 2B: 4 3B: 0 HR: 1 SF: 0 SAC: 0 DP: 1 HBP: 1	WP: 0 PB: 0 SB: 0 CS: 0 PA: 43					

PITCHER		IP	WLS	BF	H	R	ER	SO	BB	IBB	HBP	BLK	WP	HR	S	P	ERA	WHIP
46 Ryan Dempster, R ERA: 4.7	(1, 1)	5.0		24	4	1	1	7	5	0	1	0	0	0	58	106	1.80	1.800
56 Franklin Morales, L ERA: 5.03	(6, 1)	1.0	H	3	0	0	0	0	0	0	0	0	0	0	10	17	0.00	0.000
67 Brandon Workman, R ERA: 4.58	(7, 1)	2.0	B	9	2	2	2	4	1	0	0	0	0	1	26	40	9.00	1.500
19 Koji Uehara, R ERA: 1.08	(9, 1)	1.0	W	3	0	0	0	2	0	0	0	0	0	0	13	17	0.00	0.000
36 Junichi Tazawa, R ERA: 2.8	(10, 1)	1.0		4	0	0	0	1	1	0	0	0	0	0	7	13	0.00	1.000

PITCHER	IP	WLS	BF	H	R	ER	SO	BB	IBB	HBP	BLK	WP	HR	S	P	ERA	WHIP

AB	35
R	3
H	6
RBI	3
BB	7
SO	14
LOB	18

Batter	1	2	3	4	5	6	7	8	9	AB	R	H	RBI	BB	SO	LOB
15 Dustin Pedroia, R (1, 4) OBP: 0.371, SLG: 0.410	X FF 91 0-0 ① P6		B FF 91 C FF 91 X FF 91 1-1 ① L4		C FF 91 F CH 82 B FF 92 B CH 81 F SI 91 F CH 81 B CH 81 X SI 91 3-2 29 WP 1B		C FC 88 B SL 83 F CU 78 S FC 88 1-3 ② K		F CH 84 S FF 98 F FF 100 B SI 98 X SI 98 1-2 ③ P6	5	0	1	0	0	1	2
29 Daniel Nava, S (1, 9) OBP: 0.389, SLG: 0.445	C FF 91 B CU 75 C FF 92 B FF 92 X FF 92 2-2 12 G6-3 34 BB 1B		B CU 73 B FF 91 B FF 91 C FF 90 S CH 82 F FF 92 X FF 92 3-2 ② F7		D CH 81 F CH 80 B CU 76 S CH 81 X CH 81 2-2 ③ F8 1-2		C SI 91 C FC 86 B CU 78 B CU 76 S FC 88 2-3 ③ K			4	0	1	0	0	1	1
34 David Ortiz, L (1, 10) OBP: 0.393, SLG: 0.560	B FF 91 B SI 92 C CH 82 B FF 91 B FF 91 4-1 12 G6-3 1-2 BB		B FF 91 C CU 78 F FF 91 F FF 93 B CH 79 F CU 78 F FF 92 F CU 78 T CH 81 2-2 ③ K			C CU 74 B FF 92 X CU 76 1-1 HR		X SI 95 0-0 ① G6-3		3	1	1	1	1	1	0
12 Mike Napoli, R (1, 3) OBP: 0.351, SLG: 0.478	X SI 92 0-0 ② G6-3 1-2 2-3			B CH 80 C CH 81 F CH 80 S FF 92 1-3 ① K		B SI 91 S CH 81 C SI 90 F CH 81 X FF 91 1-2 ① G6-3		C SI 96 B FF 96 B FF 96 B FF 96 S SI 96 S SI 98 3-3 ② K		4	0	0	0	0	2	2
39 Jarrod Saltalamacchia, S (1, 2) OBP: 0.330, SLG: 0.442	S FF 92 B FF 92 S CU 76 S FF 92 1-3 ③ K			B CU 73 S CH 81 F FF 91 B CU 77 B CH 81 X FF 92 3-2 HR		B CH 81 B CH 80 B CH 80 C FF 90 B CH 80 B FF 91 4-2 7 S 7 2B BB		B FF 97 F FF 95 F FF 96 S FF 98 1-3 ③ K		3	2	1	1	1	2	2
5 Jonny Gomes, R (1, 7) OBP: 0.333, SLG: 0.415		B FF 92 C FF 92 F SI 92 B CU 78 B CH 82 X FF 93 3-2 ① F9		C SI 91 S CH 81 B CH 83 S CH 82 1-3 ② K		C FC 87 B SL 83 1 SAFE C CU 77 S CU 78 1-3 ② K			B FF 96 C CH 83 B FF 97 X SI 95 2-1 ① G4-3	4	0	0	0	0	2	1
7 Stephen Drew, L (1, 6) OBP: 0.330, SLG: 0.431		B FF 92 B CH 82 B FF 92 B FF 91 4-0 25 FC4-6 BB		S CH 81 C CH 82 B SI 92 B FF 92 S CH 82 2-3 ③ K		B SI 91 1 SAFE S CH 85 F FC 90 B CU 79 X CH 85 2-2 1-H 2B			C SI 96 C SI 97 B SI 98 X CH 85 1-2 37 BB 1B	3	0	2	1	1	1	0
72 Xander Bogaerts, R (1, 5) OBP: 0.321, SLG: 0.444 37 Mike Carp, L (9, PH) OBP: 0.377, SLG: 0.564 50 Quintin Berry, L (9, PR) OBP: 0.667, SLG: 0.667		C FF 91 F CH 82 S CH 82 0-3 ② K			B CH 80 S CH 80 F FF 91 S CH 81 1-3 ① K	F FC 89 F CU 78 D CU 79 D FC 86 X FC 88 2-2 ③ F8			B CH 83 B SI 96 B SI 96 B SI 96 4-0 1-2 BB	3 0 0	0 0 0	0 0 0	0 1 0	0 0 0	2 0 0	2 0 0
25 Jackie Bradley Jr., L (1, 8) OBP: 0.272, SLG: 0.310 16 Will Middlebrooks, R (9, PH) OBP: 0.285, SLG: 0.445		X CH 82 0-0 ③ FC4-6 1-2f			B FF 91 C FF 92 F CH 81 B CH 80 X FF 92 2-2 ② P4		C FC 87 S FC 87 B CU 76 S CU 78 1-3 ① K		C SI 97 F SI 97 X SI 97 0-2 ② L5	3 1	0 0	0 0	0 0	0 0	1 0	1 2

Inning Stats	1	2	3	4	5	6	7	8	9
	R: 0 E: 0 K: 1 S: 9	R: 0 E: 0 K: 1 S: 7	R: 0 E: 0 K: 1 S: 13	R: 1 E: 0 K: 3 S: 12	R: 0 E: 0 K: 1 S: 14	R: 2 E: 0 K: 1 S: 17	R: 0 E: 0 K: 3 S: 9	R: 0 E: 0 K: 2 S: 7	R: 0 E: 0 K: 0 S: 12
	H: 1 LOB: 2 BB: 1 P: 16	H: 0 LOB: 1 BB: 1 P: 14	H: 0 LOB: 0 BB: 0 P: 19	H: 1 LOB: 0 BB: 0 P: 19	H: 1 LOB: 1 BB: 0 P: 22	H: 2 LOB: 1 BB: 1 P: 28	H: 0 LOB: 0 BB: 0 P: 13	H: 0 LOB: 0 BB: 0 P: 11	H: 1 LOB: 2 BB: 1 P: 20

1B: 3	SF: 0
2B: 1	SAC: 0
3B: 0	DP: 0
HR: 2	HBP: 0

WP: 1	PA: 37
PB: 0	
SB: 1	
CS: 0	

PITCHER		IP	WLS	BF	H	R	ER	SO	BB	IBB	HBP	BLK	WP	HR	S	P	ERA	WHIP
58 Jeremy Hellickson, R ERA: 5.04	(1, 1)	5.1		23	4	3	3	7	3	0	0	0	1	2	63	104	5.06	1.312
35 Jamey Wright, R ERA: 3.05	(6, 1)	1.2	B	6	1	0	0	4	0	0	0	0	0	0	18	27	0.00	0.600
57 Jake McGee, L ERA: 3.95	(8, 1)	1.0	W	3	0	0	0	2	0	0	0	0	0	0	7	11	0.00	0.000
56 Fernando Rodney, R ERA: 3.62	(9, 1)	1.0	S	5	1	0	0	0	1	0	0	0	0	0	12	20	0.00	2.000

PITCHER		IP	WLS	BF	H	R	ER	SO	BB	IBB	HBP	BLK	WP	HR	S	P	ERA	WHIP

TOP

Boston Red Sox @ Tampa Bay Rays

Tropicana Field, St. Petersburg, FL

Thu Sep 12 2013, 7:12 PM - 10:29 PM EDT

Att. 20,360 - Dome - 72 F

livebaseballscorecards.com

AB	33
R	3
H	6
RBI	3
BB	4
SO	13
LOB	13

BOTTOM

Boston Red Sox @ Tampa Bay Rays

Tropicana Field, St. Petersburg, FL

Thu Sep 12 2013, 7:12 PM - 10:29 PM EDT

Att. 20,360 - Dome - 72 F

livebaseballscorecards.com

Batter	1	2	3	4	5	6	7	8	9	AB	R	H	RBI	BB	SO	LOB
7 David DeJesus, L (1, 7) OBP: 0.333, SLG: 0.390	C FF 88 X SL 85 0-1 ① F8		B FF 91 C FC 86 B CU 81 S CU 81 B FF 91 F FC 85 F FF 92 F SL 85 B FF 92 4-2 18 G3 21 2B BB		F FC 87 L FF 91 B CU 81 B CU 81 B CU 80 F CU 81 1 SAFE B FF 90 4-2 3 FC5-4 1-2 BB		B SI 91 B SI 93 B SI 93 B SI 93 4-0 18 G1-6-3 BB			1	1	0	0	2	0	0
15 Delmon Young, R (7, PH) OBP: 0.302, SLG: 0.402										0	0	0	0	1	0	0
5 Sam Fuld, L (7, PR) OBP: 0.277, SLG: 0.278 (8, 7)										0	0	0	0	0	0	0
18 Ben Zobrist, S (1, 4) OBP: 0.354, SLG: 0.407	C FF 90 B CH 82 F CH 82 X SI 91 1-2 ② G4-3		X FF 91 0-0 ② G3 1-2		D CH 83 C CH 83 X FC 85 1-1 ① F5		X SI 91 0-0 ②③ G1-6-3 1-2f			4	0	0	0	0	0	4
21 James Loney, L (1, 3) OBP: 0.357, SLG: 0.436	X FF 91 0-0 ③ F8		B FF 91 B CU 81 X FC 88 2-0 2-H 2B		C SI 90 B FF 92 B FF 90 X SI 91 2-1 ② F7			C SL 80 X SI 92 0-1 ① G1-3		4	0	1	1	0	0	2
3 Evan Longoria, R (1, 5) OBP: 0.348, SLG: 0.505		B SI 90 S FF 90 B FF 91 B FF 91 S FC 86 X FF 91 3-2 9 1B 3B	B SL 82 C FF 91 D CH 84 S FC 83 B FC 87 X SL 83 3-2 ③ F7		D SI 91 X FC 86 1-0 ③ FC5-4 1-2f			C SL 86 S SL 84 X SL 85 0-2 9 2B 2B		4	2	2	0	0	0	3
20 Matt Joyce, L (1, 10) OBP: 0.335, SLG: 0.430		F CH 83 X FF 92 0-1 ① F7		B FF 90 B FF 90 S FF 91 B FF 90 B FF 90 4-1 8 CS BB		S CU 78 S CH 82 B CU 79 X FF 90 1-2 ① G5-3		X FF 96 0-0 ② P5		3	0	0	0	1	0	2
9 Wil Myers, R (1, 9) OBP: 0.355, SLG: 0.468	B FF 92 F FC 87 F SL 82 B CU 83 X SI 92 2-2 3-H 1B		C SL 83 B FC 87 C FF 91 S FC 86 1-3 ① K		B SI 90 B SI 90 B SL 82 B SI 90 4-0 8 FC1-5-4 BB			F CH 88 X FF 97 0-1 8 E 2-H 2B		3	0	2	2	1	1	1
8 Desmond Jennings, R (1, 8) OBP: 0.325, SLG: 0.399	B FF 92 C FF 91 F FC 86 S FF 91 1-3 ② K		1 SAFE S SI 91 B FC 87 F SL 82 X SL 82 1-2 ② 1-2 HR		B FC 86 1 SAFE 1 SAFE B SI 90 C SI 90 B FF 90 X SI 91 3-1 ② FC1-5-4 1-2f			F FF 96 C SL 85 F FF 96 X SL 82 0-2 E6 2-3		4	1	1	1	0	1	3
59 Jose Lobaton, S (1, 2) OBP: 0.324, SLG: 0.399	B FF 92 B FC 88 C FC 87 F FF 91 S FF 92 2-3 ③ K		S CH 83 B FF 91 B FC 86 C FC 85 C FF 91 2-3 ③ K		1 SAFE F FF 91 F FC 86 X FF 91 0-2 ③ P6			F FF 94 B SI 94 1 SAFE F SI 94 B FF 94 F FF 95 F FF 94 F SL 83 1 SAFE 2-2 F SL 82 X FF 95 ③ G5-3		4	0	0	0	0	2	4
11 Yunel Escobar, R (1, 6) OBP: 0.329, SLG: 0.372			C FF 90 B FF 90 X SI 90 1-1 ① G6-3		F SI 89 B SI 90 S FC 85 B FC 86 B SI 90 B FC 86 4-2 7 BB BB		B SI 92 F SI 92 S SI 90 B SL 78 B FF 93 X SI 92 3-2 ① L8			2	0	0	0	1	0	0
Inning Stats	R: 0 E: 0 K: 0 S: 6 H: 0 LOB: 0 BB: 0 P: 7	R: 1 E: 0 K: 2 S: 14 H: 2 LOB: 1 BB: 0 P: 22	R: 1 E: 0 K: 0 S: 12 H: 1 LOB: 1 BB: 1 P: 22	R: 1 E: 0 K: 2 S: 10 H: 1 LOB: 0 BB: 1 P: 18	R: 0 E: 0 K: 0 S: 10 H: 0 LOB: 2 BB: 2 P: 22	R: 0 E: 0 K: 0 S: 8 H: 0 LOB: 1 BB: 1 P: 16	R: 0 E: 0 K: 0 S: 4 H: 0 LOB: 1 BB: 1 P: 11	R: 1 E: 1 K: 0 S: 19 H: 2 LOB: 2 BB: 0 P: 21		1B: 1 2B: 3 3B: 1 HR: 1 SF: 0 SAC: 0 DP: 1 HBP: 0				WP: 0 PB: 0 SB: 0 CS: 1 PA: 35		

	AB	R	H	RBI	BB	SO	LOB
	29	4	6	4	6	4	19

PITCHER		IP	WLS	BF	H	R	ER	SO	BB	IBB	HBP	BLK	WP	HR	S	P	ERA	WHIP
44 Jake Peavy, R ERA: 4.03	(1, 1)	6.0		26	4	3	3	4	5	0	0	0	0	1	60	107	4.50	1.500
66 Drake Britton, L ERA: 3.6	(7, 1)	1.1		4	0	0	0	0	1	0	0	0	0	0	6	13	0.00	0.750
62 Rubby De La Rosa, R ERA: 5.79	(8, 1)	0.1	L	4	2	1	1	0	0	0	0	0	0	0	10	10	27.00	6.000
38 Matt Thornton, L ERA: 3.57	(8, 1)	0.1		1	0	0	0	0	0	0	0	0	0	0	7	9	0.00	0.000

PITCHER	IP	WLS	BF	H	R	ER	SO	BB	IBB	HBP	BLK	WP	HR	S	P	ERA	WHIP

Batter	1	2	3	4	5	6	7	8	9	AB	R	H	RBI	BB	SO	LOB
7 David DeJesus, L (1, 7) OBP: 0.332, SLG: 0.388	C FC 91 B FF 91 S SI 91 B CH 85 B FC 91 C FC 90 3-3 K		B FC 90 L CH 86 B SL 88 X CH 86 2-1 F8 2-3		C SL 89 B CH 83 X CH 84 1-1 F8		B FC 89 F FF 90 F SL 89 X CU 76 1-2 21 CS 1B 2-3			4	0	1	0	0	1	2
18 Ben Zobrist, S (1, 4) OBP: 0.353, SLG: 0.404	B FF 92 B SI 91 X SI 91 2-0 F7		C SI 92 C SL 88 B FC 91 S CH 86 1-3 K		C SL 88 B CH 83 F SL 89 B CU 78 B CU 78 B SL 87 4-2 BB 1-2		1 SAFE X SL 79 0-0 B3-5 3-3f			3	0	0	0	1	1	3
21 James Loney, L (1, 3) OBP: 0.356, SLG: 0.434	S FC 92 B FF 92 B CH 86 X FF 91 2-1 L9		F SL 89 X SL 89 0-1 1B 3-H		B CH 85 X CH 85 1-0 L5		1 SAFE C SL 78 S FF 91 1 SAFE 0-2 CS 1-2	C FF 94 B CU 81 B FF 92 X SI 94 2-1 G3-1		4	0	1	1	0	0	2
3 Evan Longoria, R (1, 5) OBP: 0.346, SLG: 0.501		C FC 91 B SL 87 B SL 89 B SL 88 X SL 88 3-1 G6-3	C SL 89 B CU 78 X FF 91 1-1 G5-3		B CU 77 C CH 85 S CU 77 B SL 88 C SL 89 2-3 K			B FF 94 C CU 82 B SL 86 B FF 94 S FF 94 S CU 82 3-3 K		4	0	0	0	0	2	3
2 Kelly Johnson, L (1, 10) OBP: 0.312, SLG: 0.427		C FC 91 X CH 84 0-1 G3		C SL 87 X CH 84 0-1 L7		C SL 88 B SL 87 B CU 77 B SL 87 F FF 91 X SL 88 3-2 G1-3		F FF 94 B FF 94 X SI 93 1-1 1B		4	0	1	0	0	0	0
9 Wil Myers, R (1, 9) OBP: 0.353, SLG: 0.469 5 Sam Fuld, L (9, 9) OBP: 0.277, SLG: 0.278		X FC 92 0-0 8 1B 2B		F FF 91 F SL 89 B FF 90 B SL 89 X SL 89 2-2 F8		B CU 76 B FF 91 C FC 90 C FF 91 B FF 90 X CU 78 3-2 L5		D CU 83 D CU 82 F SI 94 X SI 93 2-1 G2		4 0	1 0	1 0	0 0	0 0	0 0	1 0
8 Desmond Jennings, R (1, 8) OBP: 0.325, SLG: 0.398		X SL 90 0-0 1B 2-H		B CU 77 B FF 90 X SL 88 2-0 E6		C CU 77 X FF 91 0-1 F7			C SL 87 B SL 86 F SL 87 S FF 92 1-3 K	4	0	1	1	0	1	0
28 José Molina, R (1, 2) OBP: 0.302, SLG: 0.313		B SI 90 F FF 90 F FF 90 B FF 91 F FF 91 C CU 78 2-3 K		C SL 88 S SL 88 B FC 90 S SL 88 1-3 K			X SL 87 0-0 11 2B 2B		X FF 91 0-0 G6-3	4	1	1	0	0	2	2
11 Yunel Escobar, R (1, 6) OBP: 0.333, SLG: 0.380			C FC 89 S FC 90 X CU 78 0-2 7 F8 21 1B 2B		F FF 90 X FF 90 0-1 18 WP 1B		X FF 91 0-0 7 1B 18 B3-5 2B 2-H		B FF 92 C SL 87 F CU 79 B FF 92 F FF 93 S FF 93 2-3 K	4	1	3	1	0	1	0
Inning Stats	R: 0 E: 0 K: 1 S: 6 H: 0 LOB: 0 BB: 0 P: 13	R: 1 E: 0 K: 1 S: 10 H: 2 LOB: 1 BB: 0 P: 15	R: 1 E: 0 K: 1 S: 12 H: 2 LOB: 1 BB: 0 P: 16	R: 0 E: 1 K: 1 S: 9 H: 0 LOB: 1 BB: 0 P: 14	R: 0 E: 0 K: 1 S: 10 H: 1 LOB: 2 BB: 1 P: 18	R: 0 E: 0 K: 0 S: 8 H: 0 LOB: 0 BB: 0 P: 14	R: 1 E: 0 K: 0 S: 8 H: 3 LOB: 0 BB: 0 P: 9	R: 0 E: 0 K: 1 S: 9 H: 1 LOB: 1 BB: 0 P: 17	R: 0 E: 0 K: 2 S: 8 H: 0 LOB: 0 BB: 0 P: 11	1B: 5 2B: 5 3B: 0 HR: 0 SF: 0 SAC: 0 DP: 1 HBP: 0						

TOP

Tampa Bay Rays @ Minnesota Twins

Target Field, Minneapolis, MN

Fri Sep 13 2013, 7:12 PM - 10:03 PM CDT

Att. 27,292 - Clear - 67 F

livebaseballscorecards.com

AB	35
R	3
H	9
RBI	3
BB	1
SO	8
LOB	13

WP: 1 PA: 37
PB: 0
SB: 0
CS: 1

PITCHER		IP	WLS	BF	H	R	ER	SO	BB	IBB	HBP	BLK	WP	HR	S	P	ERA	WHIP
30 Kevin Correia, R ERA: 4.31	(1, 1)	6.0	L	28	8	3	3	5	1	0	0	0	1	0	60	96	4.50	1.500
56 Caleb Thielbar, L ERA: 1.79	(7, 1)	1.0		1	0	0	0	0	0	0	0	0	0	0	3	3	0.00	0.000
57 Ryan Pressly, R ERA: 3.61	(8, 1)	1.0		4	1	0	0	1	0	0	0	0	0	0	9	17	0.00	1.000
50 Casey Fien, R ERA: 3.86	(9, 1)	1.0		3	0	0	0	2	0	0	0	0	0	0	8	11	0.00	0.000

PITCHER	IP	WLS	BF	H	R	ER	SO	BB	IBB	HBP	BLK	WP	HR	S	P	ERA	WHIP

Tampa Bay Rays @ Minnesota Twins

Target Field, Minneapolis, MN

Fri Sep 13 2013, 7:12 PM - 10:03 PM CDT

Att. 27,292 - Clear - 67 F

BOTTOM

Batter	1	2	3	4	5	6	7	8	9	AB	R	H	RBI	BB	SO	LOB
1 Alex Presley, L (1, 8) OBP: 0.315, SLG: 0.415	C FF 93 C FF 95 F FF 96 B FF 95 X SL 85 1-2 43 G6-3 1B		B FF 95 C CH 85 X SI 97 1-1 ③ L6			B SI 91 C FF 92 C FF 92 X FF 95 1-2 ① G6-3		B CU 77 S FF 88 S FF 88 S FF 89 1-3 ② K		4	0	1	0	0	1	1
43 Josmil Pinto, R (1, 2) OBP: 0.459, SLG: 0.647	C FF 95 B FF 96 X SL 85 1-1 ①② G6-3 1-2f			C SL 84 F SL 84 B FF 95 B CH 87 X SL 86 2-2 ① G6-3		C FF 93 F SI 94 B FF 95 X SI 94 1-2 ② G4-3		D FS 79 C CU 78 C FF 90 X FS 81 1-2 ③ FC5-4 1-2f		4	0	0	0	0	0	2
2 Brian Dozier, R (1, 4) OBP: 0.309, SLG: 0.420	B FF 95 X FF 95 1-0 ③ L8			C FF 93 X FF 94 0-1 ② F8		C SL 85 B CH 83 B CH 85 B FF 94 C SL 82 S SL 85 3-3 ③ K			B SI 93 C SI 93 C SI 94 X CH 82 1-2 ① G6-3	4	0	0	0	0	1	0
31 Oswaldo Arcia, L (1, 10) OBP: 0.310, SLG: 0.431		C CH 82 B SL 86 B FF 94 S SL 85 F FF 95 S FF 96 2-3 ① K		S FF 94 B FF 95 B FF 94 C CH 84 S FF 93 2-3 ③ K			C FF 96 X FF 96 0-1 ① P5		C CH 80 S CH 82 S CH 83 0-3 ② K	4	0	0	0	0	3	0
24 Trevor Plouffe, R (1, 5) OBP: 0.301, SLG: 0.401		C SL 84 X SL 86 0-1 19 E 1B			B FF 92 S SL 84 X FF 94 1-1 ① L9		F FF 96 C FF 96 F SI 96 X SI 97 0-2 1B		C SI 95 F SI 97 F SI 97 B CH 85 F CH 84 X SI 96 1-2 ③ L1-3	4	0	2	0	0	0	0
27 Chris Parmelee, L (1, 3) OBP: 0.307, SLG: 0.365 55 Chris Colabello, R (7, PH) OBP: 0.282, SLG: 0.360 (8, 3)		F SI 94 S FF 96 C FF 96 0-3 ② K			C CH 82 B FF 92 B SI 93 S FF 94 F FF 94 X SI 95 2-2 19 HBP 1B		S SI 97 B SI 98 S FF 97 C FF 97 1-3 ② K			2	0	1	0	0	1	1
										1	0	0	0	0	1	1
19 Darin Mastroianni, R (1, 7) OBP: 0.238, SLG: 0.256		1 SAFE F FF 96 B FF 96 B FF 96 1 SAFE D SL 88 X FF 95 3-1 ③ F9 1-2			H FF 94 1-0 1-2 HBP		S SI 96 T SI 96 X SI 96 0-2 ③ F9			2	0	0	0	0	0	2
11 Clete Thomas, L (1, 9) OBP: 0.292, SLG: 0.315			B FF 92 F FF 92 B FF 93 C FF 94 B SL 87 F FF 94 X FF 94 3-2 ① G6-3		S FF 93 C FF 94 B FF 96 F FF 94 B FF 96 C CH 83 2-3 ② K			C FF 89 C CU 78 S FS 83 0-3 ① K		3	0	0	0	0	2	2
5 Eduardo Escobar, S (1, 6) OBP: 0.268, SLG: 0.321			C SI 94 F FF 96 F FF 97 B SL 88 S SL 86 1-3 ② K		S CH 82 F FF 95 B FF 95 C CH 86 1-3 ③ K			C CU 78 X FS 82 0-1 43 FC5-4 1B		3	0	1	0	0	2	2
Inning Stats	R: 0 E: 0 K: 0 S: 7 H: 1 LOB: 0 BB: 0 P: 10	R: 0 E: 1 K: 2 S: 11 H: 1 LOB: 1 BB: 0 P: 16	R: 0 E: 0 K: 1 S: 10 H: 0 LOB: 0 BB: 0 P: 15	R: 0 E: 0 K: 1 S: 8 H: 0 LOB: 0 BB: 0 P: 12	R: 0 E: 0 K: 2 S: 13 H: 1 LOB: 2 BB: 0 P: 20	R: 0 E: 0 K: 1 S: 9 H: 0 LOB: 0 BB: 0 P: 14	R: 0 E: 0 K: 1 S: 12 H: 1 LOB: 1 BB: 0 P: 13	R: 0 E: 0 K: 2 S: 11 H: 1 LOB: 1 BB: 0 P: 13	R: 0 E: 0 K: 1 S: 11 H: 0 LOB: 0 BB: 0 P: 13	1B: 5 2B: 0 3B: 0 HR: 0 SF: 0 SAC: 0 DP: 1 HBP: 1						

livebaseballscorecards.com

AB	31
R	0
H	5
RBI	0
BB	0
SO	11
LOB	11

WP: 0 PB: 0 SB: 0 CS: 0 PA: 32

PITCHER		IP	WLS	BF	H	R	ER	SO	BB	IBB	HBP	BLK	WP	HR	S	P	ERA	WHIP
22 Chris Archer, R ERA: 3.03	(1, 1)	6.0	W	21	3	0	0	7	0	0	1	0	0	0	58	87	0.00	0.500
57 Jake McGee, L ERA: 3.88	(7, 1)	1.0	H	4	1	0	0	1	0	0	0	0	0	0	12	13	0.00	1.000
62 Joel Peralta, R ERA: 2.98	(8, 1)	1.0	H	4	1	0	0	2	0	0	0	0	0	0	11	13	0.00	1.000
56 Fernando Rodney, R ERA: 3.56	(9, 1)	1.0	S	3	0	0	0	1	0	0	0	0	0	0	11	13	0.00	0.000

PITCHER	IP	WLS	BF	H	R	ER	SO	BB	IBB	HBP	BLK	WP	HR	S	P	ERA	WHIP

TOP

Tampa Bay Rays @ Minnesota Twins

Target Field, Minneapolis, MN

Sat Sep 14 2013, 6:19 PM - 11:25 PM CDT

Att. 28,541 - Rain - 70 F

livebaseballscorecards.com

Batter	1	2	3	4	5	6	7	8	9	AB	R	H	RBI	BB	SO	LOB
8 Desmond Jennings, R (1, 8) OBP: 0.326, SLG: 0.402	S SI 86 C SI 86 F SI 87 F SI 87 B CH 78 X SI 88 1-2 L8 ①		X CH 74 0-0 F9 ① B SL 82 C CH 77 B SI 88 F CH 82 F SI 88 F SL 81 X CH 77 2-2 P3 ③		C SL 84 X FF 91 0-1 E7 1-H 2-H 2B		B SL 81 F CH 79 C FF 88 B FF 88 F FF 88 X CH 79 2-2 1-3 2-H 2B		5	0	2	2	0	0	2
2 Kelly Johnson, L (1, 4) OBP: 0.310, SLG: 0.422	B SI 86 C SI 86 B SL 80 X SI 87 2-1 P5 ②		C SI 83 S SL 81 F SL 79 B SI 86 X SL 78 1-2 P5 ②		B FF 89 F FF 90 B FF 91 F SL 82 B FF 93 S FF 92 3-3 K ①	F SL 85 B FF 91 T FF 91 B CU 74 B FF 92 B FF 92 4-2 BB		F SI 94 S SI 94 F SI 94 B SI 95 F SI 94 F SL 82 C SI 95 1-3 K ②		4	0	0	0	1	2	3
3 Evan Longoria, R (1, 5) OBP: 0.346, SLG: 0.502	C SI 87 S CH 78 S CH 78 0-3 K ③		B SI 85 C SI 85 S SI 87 B SI 87 X CH 76 2-2 1-H 2B		C SL 83 S FF 92 B SL 84 B CU 75 F FF 92 B SL 82 X FF 93 3-2 1B	D SL 80 X FF 87 1-0 P3 ③		C SI 95 C SI 96 F SI 95 C SL 84 0-3 K ③		5	0	2	1	0	2	4
9 Wil Myers, R (1, 9) OBP: 0.351, SLG: 0.467		C SI 85 X SI 86 0-1 21 G3-1 1 SF8 2B F SL 83 X SI 87 0-1 L8 ③		B SL 83 C FF 91 B SL 85 X FF 91 2-1 L6 ②		F FF 88 B CH 79 C FF 88 X FF 88 1-2 G6-3 ①		B SI 94 C SI 94 X SI 95 1-1 F9 ①	5	1	1	0	0	0	2
21 James Loney, L (1, 3) OBP: 0.353, SLG: 0.430		C SI 84 X SI 86 0-1 G3-1 ① 2-3	B SI 85 X SI 85 1-0 L6 ① C FF 91 X FF 91 0-1 P6 ③			B SI 88 F FF 88 F FF 89 T CH 80 1-2 K ②		T SI 95 F SI 95 B SI 94 F SI 94 B SI 95 F SI 94 F SL 84 C SI 95 2-3 K ②	5	0	0	0	0	2	2
15 Delmon Young, R (1, 10) OBP: 0.305, SLG: 0.401 30 Luke Scott, L (9, PH) OBP: 0.330, SLG: 0.421 (9, 10)		B CH 76 D SL 83 D CH 83 B SI 87 4-0 BB	X SI 85 0-0 1 1B 11 1B 1B		B SL 83 F SL 82 F FF 91 B CU 75 X SL 84 2-2 G5-3 ①	S SL 82 F CH 79 F FF 89 C FF 89 0-3 K ③		B SI 95 F SI 94 S SI 95 F SI 95 B SL 83 X SI 95 2-2 F7 ③	3 1	1 0	1 0	0 0	1 0	1 0	0 0
1 Sean Rodríguez, R (1, 7) OBP: 0.320, SLG: 0.358		B SI 86 C SI 86 S SI 86 X CU 66 1-2 SF8 ② 3-H	F SL 81 C SI 86 F SI 86 B SI 86 D SL 82 B SI 86 X SI 86 3-2 11 1B 59 SF8 1-2 1B		B FF 91 B FF 91 T FF 90 C FF 91 B SL 84 B FF 91 4-2 11 1B 8 2B BB		X FF 88 0-0 L7 ①		2	2	1	1	1	0	0
11 Yunel Escobar, R (1, 6) OBP: 0.336, SLG: 0.382		B SI 85 F SL 82 F FF 86 F FF 86 B CH 76 B SI 88 X SI 87 3-2 G4-3 ③	F SL 80 F SI 87 F CU 67 B SI 88 X CU 66 1-2 1-3 2-H 1B		X FF 91 0-0 8 2B 8 E 1-2 1B		B SI 89 B SI 88 C SI 86 B FF 88 B SI 87 4-1 59 BB 8 2B BB		3	2	2	1	1	0	1
59 Jose Lobaton, S (1, 2) OBP: 0.326, SLG: 0.400			X SI 84 0-0 3 2B 1B	1 SAFE S SL 81 F SI 86 B SI 89 F SI 89 X CU 68 1-2 SF8 ② 3-H		S FF 91 D CU 76 F SI 91 C CU 75 1-3 K ②		S FF 88 B FF 88 B FF 89 F FF 88 B SI 88 B SI 88 4-2 8 2B 1-2 BB		2	1	1	1	1	1	2

	AB	35
	R	7
	H	10
	RBI	6
	BB	5
	SO	8
	LOB	16

Inning Stats	1	2	3	4	5	6	7	8	9			
	R: 0 E: 0 K: 1 S: 10	H: 0 LOB: 0 BB: 0 P: 13	R: 1 E: 0 K: 0 S: 11	H: 1 LOB: 1 BB: 1 P: 19	R: 1 E: 0 K: 0 S: 11	H: 2 LOB: 1 BB: 0 P: 14	R: 2 E: 0 K: 0 S: 19	H: 3 LOB: 1 BB: 0 P: 27	R: 0 E: 0 K: 1 S: 11	H: 1 LOB: 1 BB: 0 P: 19	R: 2 E: 1 K: 1 S: 14	H: 2 LOB: 2 BB: 2 P: 26
	R: 0 E: 0 K: 2 S: 10	H: 0 LOB: 0 BB: 0 P: 12	R: 1 E: 0 K: 2 S: 18	H: 1 LOB: 2 BB: 2 P: 29	R: 0 E: 0 K: 1 S: 12	H: 0 LOB: 0 BB: 0 P: 17	1B: 6 2B: 4 3B: 0 HR: 0	SF: 2 SAC: 0 DP: 0 HBP: 0	WP: 0 PB: 0 SB: 0 CS: 0	PA: 42		

PITCHER		IP	WLS	BF	H	R	ER	SO	BB	IBB	HBP	BLK	WP	HR	S	P	ERA	WHIP
63 Andrew Albers, L ERA: 3.81	(1, 1)	4.0	L	19	6	4	4	1	1	0	0	0	0	0	51	73	9.00	1.750
20 Josh Roenicke, R ERA: 3.94	(5, 1)	1.2		10	3	2	1	2	2	0	0	0	0	0	24	43	5.40	3.000
64 Shairon Martis, R ERA: 2.45	(6, 1)	1.2		8	1	1	1	2	2	0	0	0	0	0	19	32	5.40	1.800
59 Michael Tonkin, R ERA:	(8, 1)	1.2		5	0	0	0	3	0	0	0	0	0	0	22	28	0.00	0.000

PITCHER	IP	WLS	BF	H	R	ER	SO	BB	IBB	HBP	BLK	WP	HR	S	P	ERA	WHIP

BOTTOM

Batter	1	2	3	4	5	6	7	8	9	AB	R	H	RBI	BB	SO	LOB
1 Alex Presley, L (1, 8) OBP: 0.305, SLG: 0.402	C FF 90 B FF 94 F FF 92 B KC 80 F FF 93 S FF 93 2-3 **K** ①		B FF 92 B FF 92 B FF 91 C FF 92 T FF 92 T FF 94 3-2 **K** ②		C FF 90 B SI 90 X KC 78 1-1 **G4-3** ② **2-3**			X FF 91 0-0 **G6-3** ①		4	0	0	0	0	2	1
2 Brian Dozier, R (1, 4) OBP: 0.309, SLG: 0.417	C FF 92 B SI 94 C CH 83 B KC 82 X CH 84 2-2 **G6-3** ②		B KC 81 B CH 83 B FF 91 B FF 91 4-0 9 BB **BB**		B FC 86 S FC 86 F FC 88 B CU 77 C CU 76 2-3 **K** ③			B FF 93 X FF 92 1-0 **F9** ②		3	0	0	0	1	1	1
9 Ryan Doumit, S (1, 10) OBP: 0.308, SLG: 0.380	B FF 92 S CH 82 S CH 84 S FF 92 1-3 **K** ③		B FF 92 B CH 83 F FF 92 C KC 79 B CH 83 B CH 85 4-2 **BB** **1-2**			C FC 86 B CH 82 S FC 87 B CU 76 F CU 78 B FC 87 S FC 86 3-3 **K** ①		B FF 92 X CH 85 1-0 **1B**		3	0	1	0	1	2	0
31 Oswaldo Arcia, L (1, 9) OBP: 0.306, SLG: 0.426		B FF 91 F FF 92 S CH 82 S FF 93 1-3 **K** ①	C FF 91 S FF 93 X KC 82 0-2 **G1-3** ③			C FC 87 F CH 84 C CU 77 0-3 **K** ②		F FF 92 S SL 83 B FF 93 X CU 70 1-2 **P5** ③		4	0	0	0	0	2	3
24 Trevor Plouffe, R (1, 5) OBP: 0.298, SLG: 0.397		B FF 90 C CH 82 B KC 80 F FF 92 S KC 82 2-3 **K** ②		C SI 90 S SL 81 X SL 81 0-2 **F7** ①		B FC 87 S FC 86 B SL 81 X SI 89 2-1 **G3-1** ③			B FF 90 X FF 90 1-0 **G6-3** ①	4	0	0	0	0	1	0
16 Josh Willingham, R (1, 7) OBP: 0.350, SLG: 0.382 11 Clete Thomas, L (7, PR) OBP: 0.291, SLG: 0.314 (8, 7)		B FF 91 F CH 84 B CH 84 B FF 93 B FF 93 4-1 12 WP 55 1B **BB**		C SI 92 B SI 92 B SL 78 X SL 80 2-1 **F8** ②			C SL 82 B FF 88 B CH 84 B FF 91 B FF 90 4-1 55 G4-6-3 **BB**		B SL 82 S FF 90 F SL 82 B SL 82 F SL 83 B FF 90 F FF 91 S SL 83 3-3 **K** ②	1 1	0 0	0 0	0 0	2 0	0 1	0 0
55 Chris Colabello, R (1, 3) OBP: 0.281, SLG: 0.357		B FF 91 B FF 92 X FF 91 2-0 12 WP **1-2** 1B		B SI 90 F SI 91 C SI 90 S FS 84 1-3 **K** ③			C SI 90 X SL 83 0-1 **G4-6-3** ① ② **1-2f**		B FF 91 T FF 91 X FF 92 1-1 **G1-3** ③	4	0	1	0	0	1	1
12 Chris Herrmann, L (1, 2) OBP: 0.302, SLG: 0.361		T FF 89 B KC 80 B FF 92 X FF 91 2-1 **G4-3** ③ **1-2** **2-3**			B FF 90 B FF 91 F FF 90 C FF 90 F SI 89 X KC 78 2-2 **L8** ①			B SL 84 X CH 84 1-0 **1B**		3	0	1	0	0	0	2
25 Pedro Florimón, S (1, 6) OBP: 0.287, SLG: 0.339			B FF 92 F FF 92 S CH 84 B CH 84 X CH 84 2-2 **G6-3** ①		B FF 90 S FF 90 X SI 91 1-1 1 G4-3 **2B**			B FF 90 S CH 84 S CH 83 B CH 84 B CH 84 X SI 92 3-2 **F8** ③		3	0	1	0	0	0	1

Inning Stats	1	2	3	4	5	6	7	8	9
R:	0	0	0	0	0	0	0	0	0
E:	0	0	0	0	0	0	0	0	0
K:	2	2	1	1	1	2	2	0	1
S:	10	10	11	8	11	9	7	6	8
H:	0	1	0	0	1	0	1	1	0
LOB:	0	2	2	0	1	0	1	1	0
BB:	0	1	2	0	0	0	1	0	0
P:	15	21	24	11	17	14	15	9	13

1B:	3
2B:	1
3B:	0
HR:	0
SF:	0
SAC:	0
DP:	1
HBP:	0
WP:	1
PB:	0
SB:	0
CS:	0
PA:	34

PITCHER		IP	WLS	BF	H	R	ER	SO	BB	IBB	HBP	BLK	WP	HR	S	P	ERA	WHIP
55 Matt Moore, L ERA: 3.11	(1, 1)	3.0		13	1	0	0	5	3	0	0	0	1	0	31	60	0.00	1.333
47 Brandon Gomes, R ERA: 7.2	(4, 1)	1.0	W	3	0	0	0	1	0	0	0	0	0	0	8	11	0.00	0.000
49 Wesley Wright, L ERA: 3.75	(5, 1)	0.2		3	1	0	0	0	0	0	0	0	0	0	8	12	0.00	1.500
35 Jamey Wright, R ERA: 2.98	(5, 1)	1.1		4	0	0	0	3	0	0	0	0	0	0	12	19	0.00	0.000
40 Roberto Hernandez, R ERA: 4.89	(7, 1)	1.0		4	1	0	0	0	1	0	0	0	0	0	7	15	0.00	2.000

PITCHER		IP	WLS	BF	H	R	ER	SO	BB	IBB	HBP	BLK	WP	HR	S	P	ERA	WHIP
27 Cesár Ramos, L ERA: 4.4	(8, 1)	2.0		7	1	0	0	1	0	0	0	0	0	0	14	22	0.00	0.500

Tampa Bay Rays @ Minnesota Twins

Target Field, Minneapolis, MN

Sat Sep 14 2013, 6:19 PM - 11:25 PM CDT

Att. 28,541 - Rain - 70 F

livebaseballscorecards.com

AB	30
R	0
H	4
RBI	0
BB	4
SO	10
LOB	9

Tampa Bay Rays @ Minnesota Twins

Target Field, Minneapolis, MN

Sun Sep 15 2013, 1:14 PM - 4:26 PM CDT

Att. 27,988 - Overcast - 62 F

TOP

livebaseballscorecards.com

Batter	1	2	3	4	5	6	7	8	9	AB	R	H	RBI	BB	SO	LOB
8 Desmond Jennings, R (1, 8) OBP: 0.324, SLG: 0.399	C FF 87 B FF 88 B CH 82 F FC 88 F SI 90 F CH 83 X SI 90 2-2 ① G6-3		C FC 89 B FF 88 F CH 84 X SI 85 1-2 ③ G1-3		C FC 88 B SI 88 C FF 88 F FC 90 B CH 82 B CH 84 B SL 84 4-2 3 WP 18 1B BB		C FF 95 S SL 84 B SL 84 B SL 84 F SI 94 B SL 83 C SL 84 3-3 ② K		B SI 95 B SI 93 C SI 94 S FF 94 S FF 96 2-3 ① K	4	0	0	0	1	2	0
18 Ben Zobrist, S (1, 4) OBP: 0.354, SLG: 0.404	F FF 89 B FF 91 B SI 89 X CH 84 2-1 ② F8			C SI 86 X CH 81 0-1 3 FC5-4 1B	X SI 87 0-0 1-2 3 WP 1B		X SI 94 0-0 ③ F8		C FF 95 B FF 96 X FF 95 1-1 ② G5-3	5	0	2	0	0	0	0
3 Evan Longoria, R (1, 5) OBP: 0.343, SLG: 0.497	B FF 88 F FF 88 B SI 89 B SI 89 X SI 88 3-1 ③ F9			B FF 88 1 SAFE B CH 80 B CH 80 C FF 87 C FF 87 X FF 88 3-2 ① FC5-4 9 HR 1-2f	C CH 83 C FF 89 B SL 86 B SI 91 X FF 91 2-2 ② G5-3 1-2 2-3			B FF 93 C SL 84 X CH 87 1-1 ① F9	C FF 95 B SL 85 B FF 96 X FF 95 2-1 ③ F8	5	1	0	0	0	0	3
9 Wil Myers, R (1, 9) OBP: 0.359, SLG: 0.482		C FF 87 F CH 82 B FF 90 B CH 82 B CH 85 F SI 90 B CH 85 4-2 11 FC6-4 BB		X SI 88 0-0 1-H HR	I IN 50 I IN 52 I IN 51 I IN 48 4-0 IBB			B SL 86 B SL 87 C CH 86 C SL 87 X CH 86 2-2 15 BB 21 E 1B		2	2	2	2	2	0	0
15 Delmon Young, R (1, 10) OBP: 0.307, SLG: 0.399		X SI 87 0-0 ① L8		C FF 89 S CH 81 B FF 90 B FF 92 B CH 83 B FF 90 4-2 BB	D CH 83 B CH 84 F FC 89 X CH 85 2-1 ③ F9			B FF 90 F SL 85 B CH 86 B SL 86 B SI 92 4-1 21 E 1-2 BB		2	0	0	0	2	0	4
21 James Loney, L (1, 3) OBP: 0.352, SLG: 0.428		B FF 87 1 SAFE C SL 86 S SL 82 X FC 88 1-2 ② F7		B SL 83 F SL 82 F FF 88 S FF 87 1-3 ② K		B SI 92 F FF 93 B SI 92 B SI 92 X SI 92 3-1 ① F8		B CH 87 C FF 92 X CH 87 1-1 E2 1-3 2-H 1B		4	0	1	1	0	1	2
11 Yunel Escobar, R (1, 6) OBP: 0.335, SLG: 0.379		X SI 89 0-0 ③ FC6-4 1-2f		B CH 83 X CH 84 1-0 ③ G1-3		C SL 83 B SL 84 F SL 82 B SL 83 X SI 93 2-2 ② G6-3		I IN 77 I IN 75 I IN 76 I IN 77 4-0 IBB		3	0	0	0	1	0	2
1 Sean Rodríguez, R (1, 7) OBP: 0.320, SLG: 0.374 59 Jose Lobaton, S (8, PH) OBP: 0.325, SLG: 0.398 (8, 2)			X SI 86 0-0 ① G6-3		C CH 81 B SI 88 X SL 84 1-1 HR	S SL 82 B SL 83 B SL 82 C SI 92 C SI 94 2-3 ③ K		B FF 91 F SI 89 F FF 92 X SL 84 1-2 ② F6		3 1	1 0	1 0	1 0	0 0	1 0	0 3
28 José Molina, R (1, 2) OBP: 0.299, SLG: 0.310 7 David DeJesus, L (8, PH) OBP: 0.332, SLG: 0.387 (8, 7)			B SI 88 S SI 86 S CH 81 B FF 90 S CH 82 2-3 ② K		B SI 88 C SI 87 B CH 83 F FF 88 X FF 90 2-2 ① G5-3		B SI 92 C SI 92 B SL 82 B SL 82 X SI 92 3-1 ① G1-3	B SL 87 B FF 92 B FF 92 C FF 92 F FF 93 X FF 93 3-2 ③ F9		3 1	0 0	0 0	0 0	0 0	1 0	0 3
Inning Stats	R: 0 E: 0 K: 0 S: 9 H: 0 LOB: 0 BB: 0 P: 16	R: 0 E: 0 K: 0 S: 8 H: 0 LOB: 1 BB: 1 P: 13	R: 0 E: 0 K: 1 S: 7 H: 0 LOB: 0 BB: 0 P: 10	R: 2 E: 0 K: 1 S: 12 H: 2 LOB: 1 BB: 1 P: 21	R: 1 E: 0 K: 0 S: 14 H: 2 LOB: 3 BB: 2 P: 29	R: 0 E: 0 K: 1 S: 8 H: 0 LOB: 0 BB: 0 P: 15	R: 0 E: 0 K: 1 S: 7 H: 0 LOB: 0 BB: 0 P: 13	R: 1 E: 1 K: 0 S: 14 H: 2 LOB: 3 BB: 2 P: 30	R: 0 E: 0 K: 1 S: 7 H: 0 LOB: 0 BB: 0 P: 12	1B: 4 2B: 0 3B: 0 HR: 2 SF: 0 SAC: 0 DP: 0 HBP: 0						

	AB	33
	R	4
	H	6
	RBI	4
	BB	6
	SO	5
	LOB	17

WP: 1 PB: 0 SB: 0 CS: 0 PA: 39

PITCHER		IP	WLS	BF	H	R	ER	SO	BB	IBB	HBP	BLK	WP	HR	S	P	ERA	WHIP
60 Pedro Hernandez, L ERA: 5.26	(1, 1)	5.0		23	4	3	3	2	3	1	0	0	1	2	50	89	5.40	1.400
51 Anthony Swarzak, R ERA: 2.82	(6, 1)	2.0		6	0	0	0	2	0	0	0	0	0	0	15	28	0.00	0.000
61 Jared Burton, R ERA: 4.0	(8, 1)	0.1		5	2	1	1	0	1	1	0	0	0	0	8	20	27.00	9.000
52 Brian Duensing, L ERA: 3.86	(8, 1)	0.1		1	0	0	0	0	0	0	0	0	0	0	3	4	0.00	0.000
50 Casey Fien, R ERA: 3.84	(8, 1)	0.1	W	1	0	0	0	0	0	0	0	0	0	0	3	6	0.00	0.000

PITCHER		IP	WLS	BF	H	R	ER	SO	BB	IBB	HBP	BLK	WP	HR	S	P	ERA	WHIP
15 Glen Perkins, L ERA: 2.45	(9, 1)	1.0	S	3	0	0	0	1	0	0	0	0	0	0	7	12	0.00	0.000

Tampa Bay Rays @ Minnesota Twins

Target Field, Minneapolis, MN

Sun Sep 15 2013, 1:14 PM - 4:26 PM CDT

Att. 27,988 - Overcast - 62 F

BOTTOM

livebaseballscorecards.com

Batter	1	2	3	4	5	6	7	8	9	AB	R	H	RBI	BB	SO	LOB
1 Alex Presley, L (1, 8) OBP: 0.296, SLG: 0.389	C FF 92 X SI 92 0-1 G4-3		C SI 93 C SI 94 B FF 94 T SI 94 1-2 K			L FF 92 C SI 93 X SI 93 0-2 G1-3	F SI 97 C FF 96 S SI 98 0-3 K			4	0	0	0	0	2	4
19 Darin Mastroianni, R (1, 7) OBP: 0.217, SLG: 0.233	C SI 93 X SI 93 0-1 F8		C FC 88 C SI 94 B FC 89 1-2 CS 1-2	C FC 85 S CH 83 B FC 87 C FF 93 1-3 K		B CH 85 F CH 84 C FC 86 C SI 93 1-3 K		B FF 88 F FF 89 X CU 77 1-1 F9		4	0	0	0	0	2	1
2 Brian Dozier, R (1, 4) OBP: 0.308, SLG: 0.418	B FF 94 B CH 85 X SI 94 2-0 2B			B CH 84 C FC 87 X KC 79 1-1 G5-3		B CH 85 B FC 85 X SI 93 2-0 P4		C CU 76 B FS 80 F FF 89 F FF 90 S FS 82 1-3 K		4	0	1	0	0	1	1
9 Ryan Doumit, S (1, 9) OBP: 0.310, SLG: 0.386 12 Chris Herrmann, L (9, 9) OBP: 0.302, SLG: 0.361	B SI 94 B CH 85 S CH 85 X CH 85 2-1 G1-3			B FF 93 C FC 87 B FC 88 C FC 88 F SI 94 B FC 89 F FC 88 S CH 85 3-3 K			B FC 86 B CH 83 B SI 91 B SI 91 4-0 16 F8 24 1B 27 1B BB	C CU 76 X FS 78 0-1 HR		3 0	2 0	1 0	1 0	1 0	1 0	1 0
24 Trevor Plouffe, R (1, 5) OBP: 0.304, SLG: 0.401 25 Pedro Florimón, S (8, PR) OBP: 0.287, SLG: 0.339 (9, 6)		B CH 84 B CH 84 C SI 93 C FC 88 F SI 95 B SI 95 B FC 88 4-2 43 G3-6-3 BB			F CH 84 B KC 78 F FF 91 X FC 87 1-2 16 1B 1B		B SI 92 C SI 93 X FF 92 1-1 43 BB 27 1B 1-2 1B	C FF 89 B FS 80 X FS 78 1-1 16 BB 43 HR 1B		3 0	1 1	3 0	0 0	1 0	0 0	0 0
16 Josh Willingham, R (1, 10) OBP: 0.351, SLG: 0.382 11 Clete Thomas, L (8, PR) OBP: 0.291, SLG: 0.314 (9, 10)		B SI 94 C SI 95 F CH 85 X SI 95 1-2 P4			C SI 93 C FC 86 B FF 94 1 SAFE B CH 85 X FC 88 2-2 27 G3-6-3 1-2 1B		C SI 94 B SI 92 X FC 88 1-1 F8 2-3	D FS 80 B FS 79 1 SAFE B CU 76 C FF 89 D FS 79 4-1 43 HR 1-2 BB		3 0	0 1	1 0	0 0	1 0	0 0	3 0
43 Josmil Pinto, R (1, 2) OBP: 0.463, SLG: 0.703		1 SAFE B CH 84 C SI 94 B SI 94 S FC 89 X FF 94 2-2 G3-6-3 1-2f			B SI 93 B SI 93 F FF 94 B SI 92 F SI 93 F FC 87 X SI 95 3-2 L4		B FC 86 B FC 86 B FF 93 B FF 92 4-0 27 1B 1-2 BB	C CU 78 X FS 80 0-1 1-H 2-H HR		3	1	1	3	1	0	3
27 Chris Parmelee, L (1, 3) OBP: 0.306, SLG: 0.363			B SI 92 S FF 92 B SI 92 B SI 93 C FF 93 F SI 93 F SI 94 X SI 94 3-2 G1-3		B SI 93 X SI 94 1-0 G3-6-3 1-2f		F SI 96 B FF 97 S FF 97 X SI 97 1-2 1-2 2-H 3-H 1B	B CU 78 F FS 80 C FF 89 C FF 88 1-3 K		4	0	1	2	0	1	3
5 Eduardo Escobar, S (1, 6) OBP: 0.276, SLG: 0.336 (9, 5)			X SI 93 0-0 19 CS 1B			C FC 85 X KC 78 0-1 2B	S FF 96 B FF 96 S FF 96 S FF 97 1-3 K			3	0	2	0	0	1	2
Inning Stats	R: 0 E: 0 K: 0 S: 7 H: 1 LOB: 1 BB: 0 P: 11	R: 0 E: 0 K: 0 S: 9 H: 0 LOB: 0 BB: 1 P: 16	R: 0 E: 0 K: 1 S: 11 H: 1 LOB: 0 BB: 0 P: 16	R: 0 E: 0 K: 2 S: 10 H: 0 LOB: 0 BB: 0 P: 15	R: 0 E: 0 K: 0 S: 11 H: 2 LOB: 1 BB: 0 P: 18	R: 0 E: 0 K: 1 S: 9 H: 1 LOB: 1 BB: 0 P: 12	R: 2 E: 0 K: 2 S: 13 H: 2 LOB: 2 BB: 2 P: 25	R: 4 E: 0 K: 2 S: 16 H: 3 LOB: 1 BB: 1 P: 24		1B: 6 2B: 2 3B: 0 HR: 2 SF: 0 SAC: 0 DP: 2 HBP: 0					WP: 0 PB: 0 SB: 0 CS: 1 PA: 36	

	AB	31
	R	6
	H	10
	RBI	6
	BB	4
	SO	8
	LOB	18

PITCHER		IP	WLS	BF	H	R	ER	SO	BB	IBB	HBP	BLK	WP	HR	S	P	ERA	WHIP
14 David Price, L ERA: 3.42	(1, 1)	6.1		25	6	2	2	4	3	0	0	0	0	0	61	102	2.84	1.421
57 Jake McGee, L ERA: 3.84	(7, 1)	0.2	H	3	1	0	0	2	0	0	0	0	0	0	9	11	0.00	1.500
62 Joel Peralta, R ERA: 3.5	(8, 1)	1.0	L	7	3	4	4	2	1	0	0	0	0	2	16	24	36.00	4.000

PITCHER	IP	WLS	BF	H	R	ER	SO	BB	IBB	HBP	BLK	WP	HR	S	P	ERA	WHIP

Texas Rangers @ Tampa Bay Rays

Tropicana Field, St. Petersburg, FL

Mon Sep 16 2013, 7:13 PM - 10:13 PM EDT

Att. 10,724 - Dome - 72 F

TOP

livebaseballscorecards.com

Batter	1	2	3	4	5	6	7	8	9	AB	R	H	RBI	BB	SO	LOB
5 Ian Kinsler, R (1, 4) OBP: 0.338, SLG: 0.404	C FF 92 F FF 92 B SI 92 S CH 87 1-3 ① K			X FF 93 0-0 ① 1 SH5-4 51 FC5-2-5 2B	B FF 92 X KC 80 1-0 1 CS 3-H 2B			B KC 80 C KC 81 B CH 87 X CH 85 2-1 ① G5-3		4	0	2	1	0	1	0
1 Elvis Andrus, R (1, 6) OBP: 0.326, SLG: 0.322	C FF 92 C FF 92 S CH 87 0-3 ② K			L CH 85 X FF 91 0-1 ① SH5-4 2-3	B FF 93 F SI 92 1-1 ③ CS 2-3	C KC 78 S CH 86 B CH 86 F SI 92 F CH 86 C SI 92 1-3 ① K		C KC 81 C SI 93 S SI 90 0-3 ② K		3	0	0	0	0	3	0
51 Alex Rios, R (1, 9) OBP: 0.329, SLG: 0.429	C FF 93 F CH 88 S CH 87 0-3 ③ K			B SI 92 F CH 87 B FF 92 C FF 92 F CH 88 X SI 93 2-2 ② FC5-2-5 29 PB 29 S 12 1B 3-H		X SI 92 0-0 1B		B KC 82 B CH 87 X SI 92 2-0 ③ G6-3		4	1	1	0	0	1	1
29 Adrian Beltré, R (1, 5) OBP: 0.375, SLG: 0.512		C FF 92 B CH 87 S CH 86 S SI 92 1-3 ① K		1 SAFE 1 SAFE B FF 93 B FF 92 B CH 87 C SI 92 S CH 88 B CH 88 4-2 12 1B 1-3 BB		F SI 92 F KC 81 C FF 92 0-3 ② K			B FC 87 C SI 89 B CU 77 C FC 87 B SI 91 F FC 88 X FC 87 3-2 ① L9	3	0	0	0	1	2	1
12 A.J. Pierzynski, L (1, 2) OBP: 0.307, SLG: 0.446		C SI 93 X CH 87 0-1 ② L9		C KC 80 B SI 92 D CH 88 F CH 86 X FF 93 2-2 1B 1-3 3-H		F KC 80 1 SAFE F KC 82 S CH 88 0-3 ③ K			C FC 88 S CU 78 X CU 78 0-2 ② F7	4	0	1	1	0	1	1
27 Lance Berkman, S (1, 10) OBP: 0.341, SLG: 0.361		B FF 92 S CH 85 X FF 92 1-1 ③ F8		C KC 79 S KC 81 S KC 81 0-3 ③ K			B FF 92 B SI 91 C FF 91 C CH 86 X KC 80 2-2 ① G5-3		B FC 88 C CH 83 C FC 88 S CU 78 1-3 ③ K	4	0	0	0	0	2	2
35 James Adduci, L (1, 7) OBP: 0.455, SLG: 0.450			C FF 92 B FF 92 B CH 86 X CH 87 2-1 ① G4-3	C KC 79 S CH 86 S CH 88 0-3 ① K2-3			B KC 78 C SI 93 X CH 87 1-1 18 G3 2B			3	0	1	0	0	1	0
18 Mitch Moreland, L (1, 3) OBP: 0.300, SLG: 0.451			B FF 93 F CH 85 F CH 87 X FF 92 1-2 ② F7	B FF 92 B CH 86 X FF 92 2-0 2 G3 5 2B 2B			B KC 80 D CH 86 B FF 92 C FF 92 S CH 88 X CH 88 3-2 ② G3 2-3			3	1	1	0	0	0	1
2 Leonys Martin, L (1, 8) OBP: 0.314, SLG: 0.372			B KC 80 X FF 92 1-0 ③ G4-3	B KC 79 C KC 80 S CH 87 B KC 80 X CH 87 2-2 ② G3 2-3			C KC 80 X CH 86 0-1 ③ G4-3			3	0	0	0	0	0	2
Inning Stats	R: 0 E: 0 K: 3 S: 9 H: 0 LOB: 0 BB: 0 P: 10	R: 0 E: 0 K: 1 S: 7 H: 0 LOB: 0 BB: 0 P: 9	R: 0 E: 0 K: 0 S: 6 H: 0 LOB: 0 BB: 0 P: 10	R: 1 E: 0 K: 1 S: 15 H: 2 LOB: 2 BB: 1 P: 23	R: 1 E: 0 K: 1 S: 9 H: 2 LOB: 0 BB: 0 P: 15	R: 0 E: 0 K: 3 S: 12 H: 1 LOB: 1 BB: 0 P: 13	R: 0 E: 0 K: 0 S: 10 H: 1 LOB: 1 BB: 0 P: 16	R: 0 E: 0 K: 1 S: 6 H: 0 LOB: 0 BB: 0 P: 10	R: 0 E: 0 K: 1 S: 10 H: 0 LOB: 0 BB: 0 P: 14	1B: 2 2B: 4 3B: 0 HR: 0 SF: 0 SAC: 1 DP: 0 HBP: 0						

	AB	31
	R	2
	H	6
	RBI	2
	BB	1
	SO	11
	LOB	8

WP: 0 PB: 1 SB: 1 CS: 1 PA: 34

PITCHER		IP	WLS	BF	H	R	ER	SO	BB	IBB	HBP	BLK	WP	HR	S	P	ERA	WHIP
53 Alex Cobb, R ERA: 3.02	(1, 1)	8.0	W	30	6	2	2	10	1	0	0	0	0	0	74	106	2.25	0.875
35 Jamey Wright, R ERA: 2.94	(9, 1)	1.0		3	0	0	0	1	0	0	0	0	0	0	10	14	0.00	0.000

PITCHER		IP	WLS	BF	H	R	ER	SO	BB	IBB	HBP	BLK	WP	HR	S	P	ERA	WHIP

Texas Rangers @ Tampa Bay Rays

Tropicana Field, St. Petersburg, FL

Mon Sep 16 2013, 7:13 PM - 10:13 PM EDT

Att. 10,724 - Dome - 72 F

BOTTOM

livebaseballscorecards.com

Batter	1	2	3	4	5	6	7	8	9	AB	R	H	RBI	BB	SO	LOB
7 David DeJesus, L (1, 7) OBP: 0.331, SLG: 0.388	C FF 92 C FF 93 X FF 94 0-2 ① G3-1		X FF 93 0-0 ① SH1-3 1-2		B CU 75 B CH 85 F FF 94 X FF 95 2-1 18 1B 21 1B 2B	B FF 93 X SL 86 1-0 ② F8		C SL 82 B SI 91 C SI 92 X SI 92 1-2 ② G3-1		4	1	1	0	0	0	0
18 Ben Zobrist, S (1, 4) OBP: 0.357, SLG: 0.407	B FF 93 B FF 91 B FF 93 C FF 92 B FF 92 4-1 BB		F FF 94 D CU 76 D CH 86 D SL 86 F FF 94 X FF 92 3-2 ② 2-H 1B		C CH 86 B FF 92 X FF 94 1-1 21 1B 3 1B 2-3 1B	B FF 94 C FF 93 X FF 94 1-1 3 1B 21 1B 1B		B SI 91 B CH 82 C SI 90 S CH 83 B SI 91 F SI 91 C SL 77 3-3 ③ K		4	1	3	0	1	1	0
21 James Loney, L (1, 3) OBP: 0.353, SLG: 0.429	C FF 92 X SL 83 0-1 ② L9		D CU 77 X FF 95 1-0 ③ G3-1		F FF 94 X FF 93 0-1 3 1B 9 2B 1-2 3-H 1B	B FF 93 X FF 94 1-0 3 1B 1-2 1B				4	1	2	1	0	0	2
3 Evan Longoria, R (1, 5) OBP: 0.346, SLG: 0.499	1 SAFE D SL 86 B FF 93 X FF 94 2-0 ③ F8			C CU 74 F FF 93 X CH 86 0-2 9 FC5-4 1B	C SL 84 2 SAFE B FF 94 X FF 95 1-1 9 2B 1-2 2-H 1B	B FF 91 B SL 81 S CH 84 F FF 92 X CH 85 2-2 1-2 2-3 1B				4	1	3	1	0	0	1
9 Wil Myers, R (1, 9) OBP: 0.361, SLG: 0.496		X FF 94 0-0 HR		C FF 92 X FF 94 0-1 ① FC5-4 8 WP 20 1B 8 SF7 1-2f	S FF 92 B SL 86 X FF 94 1-1 1-H 2-H 2B	B SL 82 C CH 84 B FF 93 B FF 93 X FF 94 3-1 ③ F8				4	2	2	3	0	0	4
20 Matt Joyce, L (1, 10) OBP: 0.335, SLG: 0.429 15 Delmon Young, R (7, PH) OBP: 0.306, SLG: 0.397 (8, 10)		B SL 84 F FF 94 B CU 75 C CH 85 S SL 86 2-3 ① K		C CH 85 C FF 94 D CU 77 1 SAFE X FF 94 1-2 8 SF7 8 WP 1-2 1B	C SL 87 B FF 93 B SL 86 F FF 94 B CH 87 S CH 87 3-3 ② K		B SL 81 F SL 81 X SI 90 1-1 ① L8			3 1	0 0	1 0	0 0	0 0	2 0	1 0
8 Desmond Jennings, R (1, 8) OBP: 0.324, SLG: 0.397		B SL 84 B SL 86 B FF 94 C FF 94 X FF 94 3-1 ② F8		B FF 94 B SL 86 B SL 85 X FF 94 3-0 ② SF7 1-3 2-H	B SL 87 B FF 94 C FF 94 C FF 94 B CH 88 B CH 88 4-2 BB		B CH 82 B SL 82 C SI 91 S CH 82 F CH 83 X SI 91 2-2 ② G4-3			2	0	0	1	1	0	0
28 José Molina, R (1, 2) OBP: 0.295, SLG: 0.305	S FF 94 B FF 92 S SL 87 B FF 95 X SL 85 2-2 ③ G4-1			B FF 95 D SL 85 S FF 94 S FF 96 F FF 94 D FF 90 S FF 95 3-3 ③ K	S SL 86 C FF 94 B FF 94 D SL 85 X FF 94 2-2 ③ F9		X SI 91 0-0 ③ G6-3			4	0	0	0	0	1	3
11 Yunel Escobar, R (1, 6) OBP: 0.335, SLG: 0.377			C SL 84 B FF 93 B FF 93 C SL 85 F FF 94 B FF 95 B SL 85 4-2 7 SH1-3 18 1B BB		C FF 92 F SL 83 B CU 75 S SL 85 1-3 ① K	B FF 92 B FF 92 X FF 91 2-0 ① G5-3		B SI 90 F CH 81 F SI 91 X SL 81 1-2 ① G6-3		3	0	0	0	1	1	0
Inning Stats	R: 0 E: 0 K: 0 S: 7 H: 0 LOB: 1 BB: 1 P: 13	R: 1 E: 0 K: 1 S: 9 H: 1 LOB: 0 BB: 0 P: 16	R: 0 E: 0 K: 0 S: 8 H: 1 LOB: 1 BB: 1 P: 16	R: 1 E: 0 K: 1 S: 13 H: 2 LOB: 1 BB: 0 P: 20	R: 4 E: 0 K: 2 S: 21 H: 5 LOB: 2 BB: 1 P: 36	R: 0 E: 0 K: 0 S: 10 H: 3 LOB: 3 BB: 0 P: 20	R: 0 E: 0 K: 0 S: 7 H: 0 LOB: 0 BB: 0 P: 10	R: 0 E: 0 K: 1 S: 10 H: 0 LOB: 0 BB: 0 P: 15		1B: 9 2B: 2 3B: 0 HR: 1 SF: 1 SAC: 1 DP: 0 HBP: 0						

AB	33
R	6
H	12
RBI	6
BB	3
SO	5
LOB	11

WP: 1 PA: 38
PB: 0
SB: 0
CS: 0

PITCHER		IP	WLS	BF	H	R	ER	SO	BB	IBB	HBP	BLK	WP	HR	S	P	ERA	WHIP
22 Matt Garza, R ERA: 4.06	(1, 1)	4.1	L	22	8	6	6	3	2	0	0	0	1	1	48	81	12.46	2.308
44 Jason Frasor, R ERA: 2.62	(5, 1)	0.2		4	1	0	0	1	1	0	0	0	0	0	10	20	0.00	3.000
46 Robbie Ross Jr., L ERA: 3.28	(6, 1)	0.2		4	2	0	0	0	0	0	0	0	0	0	5	10	0.00	3.000
30 Neftalí Feliz, R ERA:	(6, 1)	0.1		2	1	0	0	0	0	0	0	0	0	0	5	10	0.00	3.000
58 Joe Ortiz, L ERA: 4.09	(7, 1)	2.0		6	0	0	0	1	0	0	0	0	0	0	17	25	0.00	0.000

PITCHER	IP	WLS	BF	H	R	ER	SO	BB	IBB	HBP	BLK	WP	HR	S	P	ERA	WHIP

Texas Rangers @ Tampa Bay Rays

Tropicana Field, St. Petersburg, FL

Tue Sep 17 2013, 7:14 PM - 10:06 PM EDT

Att. 10,786 - Dome - 72 F

TOP

livebaseballscorecards.com

Batter	1	2	3	4	5	6	7	8	9	AB	R	H	RBI	BB	SO	LOB
5 Ian Kinsler, R (1, 4) OBP: 0.339, SLG: 0.410	X FF 92 0-0 HR		X CU 73 0-0 1 HR 2-H 3-H 1B		B SL 80 C SL 79 C FF 90 F SL 80 X FF 91 1-2 ① F8 2-3		F SL 84 B FF 91 F SI 92 F CH 84 F CH 85 F SI 92 F CH 85 X CH 87 1-2 ② G5-3		B SL 79 X FF 95 1-0 ② F8	5	2	2	3	0	0	2
1 Elvis Andrus, R (1, 6) OBP: 0.329, SLG: 0.329	B FF 91 S FF 91 B FF 92 X FF 91 2-1 ① F8		B FF 89 B SI 89 1 SAFE B FF 90 C FF 89 1 SAFE X FF 89 3-1 1-H HR		C SL 80 D SL 81 C SI 92 B SL 82 F SL 80 B FF 92 F SL 78 X FF 90 3-2 ② SF9 3-H		B SL 86 F SL 87 B SI 92 B CH 86 C SL 86 B SI 87 4-2 51 FC5-4 BB		B FF 96 X FF 96 1-0 1B	3	1	2	3	1	0	0
51 Alex Rios, R (1, 9) OBP: 0.328, SLG: 0.427	B FF 91 X FF 91 1-0 ② F9		B SI 91 C CH 81 B CH 81 S CH 81 F CH 82 X FF 92 2-2 ① G6-3		C SL 80 B SL 81 B SL 79 X FF 91 2-1 1B		C SI 93 X CH 88 0-1 ③ FC5-4 1-2f		C FF 95 C FF 95 D FS 80 X FS 79 1-2 ③ G4-3	5	0	1	0	0	0	3
29 Adrián Beltré, R (1, 5) OBP: 0.374, SLG: 0.510	B FF 91 X CH 81 1-0 ③ G4-3		C CH 80 B FF 91 B FF 91 F SI 91 X CH 80 2-2 ② F9		X FF 89 0-0 ③ P4			C FF 92 F SI 92 B CH 87 F CH 87 B CH 86 X SI 93 2-2 1B		4	0	1	0	0	0	1
12 A.J. Pierzynski, L (1, 2) OBP: 0.305, SLG: 0.442		X FF 90 0-0 ① F8	C SI 89 F SL 84 F FF 91 B KC 80 X SI 90 1-2 ③ G1-3			S FF 92 B FF 91 F CH 84 F FF 93 X FF 92 1-2 ① G5-3		F SL 83 B FF 90 X SL 82 1-1 ① L8		4	0	0	0	0	0	1
27 Lance Berkman, S (1, 10) OBP: 0.340, SLG: 0.359 15 Jeff Baker, R (4, PH) OBP: 0.348, SLG: 0.548 (4, 10)		C FF 90 B CH 80 S CH 80 S CH 81 1-3 ② K		B CH 83 C CH 84 C FF 90 B KC 79 F SL 84 S CH 85 2-3 ① K		X CH 84 0-0 ② G1-3		B FF 91 C CH 85 S CH 84 1 SAFE D CU 70 C CH 85 2-3 ② K		1 3	0 0	0 0	0 0	0 0	1 2	0 1
35 James Adduci, L (1, 7) OBP: 0.400, SLG: 0.391 23 Craig Gentry, R (8, PH) OBP: 0.349, SLG: 0.353 (8, 7)		C FF 91 X CH 80 0-1 ③ G4-3		B KC 78 C FF 91 T SL 85 F SL 84 B FF 91 S KC 79 2-3 ② K		B FF 94 C CH 85 X CH 85 1-1 ③ G3		B FF 92 B FF 91 B FF 91 C FF 91 C FF 92 X CH 87 3-2 ③ F9		3 1	0 0	0 0	0 0	0 0	1 0	0 1
18 Mitch Moreland, L (1, 3) OBP: 0.302, SLG: 0.452			B CH 81 B CH 80 F FF 90 B FF 90 B SI 91 4-1 2 2B 5 1B BB	C SL 85 F SI 91 B KC 80 X SI 91 1-2 ③ G4-3			B CH 88 X FF 92 1-0 2B		C SL 82 S FF 90 B CU 70 S SL 84 1-3 ① K	3	1	1	0	1	1	0
2 Leonys Martin, L (1, 8) OBP: 0.318, SLG: 0.388			L FF 90 X FF 89 0-1 5 1B 1-3 2B		C SL 85 B SL 86 C FF 91 X FF 91 1-2 5 F8 1 SF9 2B		X FF 94 0-0 ① F7		C SI 89 B FF 90 F SL 82 B FF 90 X CU 72 2-2 HR	4	3	3	1	0	0	1

Inning Stats	1	2	3	4	5	6	7	8	9
	R: 1 E: 0 K: 0 S: 5 H: 1 LOB: 0 BB: 0 P: 9	R: 0 E: 0 K: 1 S: 6 H: 0 LOB: 0 BB: 0 P: 7	R: 4 E: 0 K: 0 S: 17 H: 3 LOB: 0 BB: 1 P: 29	R: 0 E: 0 K: 2 S: 11 H: 0 LOB: 0 BB: 0 P: 16	R: 1 E: 0 K: 0 S: 15 H: 2 LOB: 1 BB: 0 P: 22	R: 0 E: 0 K: 0 S: 7 H: 0 LOB: 0 BB: 0 P: 9	R: 0 E: 0 K: 0 S: 13 H: 1 LOB: 2 BB: 1 P: 19	R: 0 E: 0 K: 1 S: 12 H: 1 LOB: 1 BB: 0 P: 20	R: 1 E: 0 K: 1 S: 11 H: 2 LOB: 1 BB: 0 P: 17

| | | |

Texas Rangers @ Tampa Bay Rays

Tropicana Field, St. Petersburg, FL

Tue Sep 17 2013, 7:14 PM - 10:06 PM EDT

Att. 10,786 - Dome - 72 F

BOTTOM

livebaseballscorecards.com

Batter	1	2	3	4	5	6	7	8	9	AB	R	H	RBI	BB	SO	LOB
18 Ben Zobrist, S (1, 4) (9, 6) OBP: 0.356, SLG: 0.406	C FF 95 T FF 96 B FF 96 B SL 85 X FF 94 2-2 ① P5		B CH 85 F FF 92 B CH 85 B SL 81 X FF 93 3-1 21 WP 1-2 1B			C FC 91 X CH 83 0-1 ① G1-3		S FF 97 B CU 85 X FF 98 1-1 ③ L4		4	0	1	0	0	0	0
9 Wil Myers, R (1, 9) OBP: 0.363, SLG: 0.500	C SL 82 C SL 82 B FF 96 X FC 96 1-2 ② G6-3		X FF 94 0-0 ② F9			C FC 91 T FC 93 B CU 70 B SL 82 B SL 82 X FC 93 3-2 2B			B FF 92 X FF 92 1-0 1B	4	0	2	0	0	0	2
21 James Loney, L (1, 3) OBP: 0.350, SLG: 0.425	B SL 84 X FC 96 1-0 ③ G6-3		C FC 96 F FC 96 B SL 85 X FF 96 1-2 ③ G6-3 1-2 2-3			B FC 92 C FF 92 F CU 68 B CH 87 D CH 86 S FC 92 3-3 ② K			F FF 92 X FF 93 0-1 ① P6	4	0	0	0	0	1	4
3 Evan Longoria, R (1, 5) OBP: 0.344, SLG: 0.496		B FF 94 F FF 95 B CH 87 F SL 82 C FF 96 2-3 ① K	S SL 81 X FC 94 0-1 ① F8			B FC 92 C SL 81 X FC 93 1-1 ③ F9			F FF 92 B SL 86 B SL 88 F FC 94 S FC 94 2-3 ② K	4	0	0	0	0	2	2
20 Matt Joyce, L (1, 10) OBP: 0.333, SLG: 0.427 15 Delmon Young, R (7, PH) OBP: 0.304, SLG: 0.395 (8, 10)		B SL 83 C SL 82 B FF 96 B FF 95 F FC 95 S SL 84 3-3 ② K	S SL 82 X FC 96 1-2 ② G3	B FF 94 C FF 94 S SL 82 X FC 96 1-2 ② G3			B SI 92 C FF 92 B SL 87 C FF 91 F FF 92 X CH 87 2-2 ① P4		B FF 94 X FF 94 1-0 ③ F9	2	0	0	0	0	1	0
8 Desmond Jennings, R (1, 8) OBP: 0.322, SLG: 0.395		B SL 84 B SL 83 B FF 95 C FC 93 C SL 83 S SL 84 3-3 ③ K	X FC 94 0-0 ③ F8				B CH 86 B FF 92 F SI 92 B FF 92 F FF 91 X FF 92 3-2 ② F9			3	0	0	0	0	1	0
7 David DeJesus, L (1, 7) OBP: 0.329, SLG: 0.386 1 Sean Rodríguez, R (7, PH) OBP: 0.318, SLG: 0.372 (8, 7)			B FF 93 F FF 93 B SL 82 B FF 94 C FF 94 C SL 83 3-3 ① K		C SL 79 X SI 93 0-1 E6 59 G3-6-3		B FF 92 C FF 91 B FF 90 B FF 91 F FF 92 X SI 92 3-2 ③ G6-3			2	0	0	0	0	1	0
59 Jose Lobaton, S (1, 2) OBP: 0.326, SLG: 0.411 2 Kelly Johnson, L (8, PH) OBP: 0.309, SLG: 0.421 (9, 4)			C SL 81 B CH 87 B SL 82 X FF 94 2-1 HR		F SI 92 B SI 94 X SI 92 1-1 ① ② G3-6-3 1-2f			B FF 98 X FF 97 1-0 ① G6-3		2	1	1	1	0	0	1
11 Yunel Escobar, R (1, 6) OBP: 0.335, SLG: 0.376 30 Luke Scott, L (8, PH) OBP: 0.329, SLG: 0.419 16 Chris Gimenez, R (9, 2) OBP: 0.500, SLG: 1.000			B FF 96 C FF 94 B FC 95 B SL 82 B FF 94 4-1 21 WP 18 1B BB		C FF 94 B FF 95 B SL 83 X FC 93 2-1 ③ L8			C FF 98 F FF 98 B CU 84 S FF 98 1-3 ② K		1	0	0	0	1	0	0
										1	0	0	0	0	1	0
										0	0	0	0	0	0	0

	AB	31
	R	1
	H	4
	RBI	1
	BB	1
	SO	7
	LOB	10

Inning Stats																		
	R: 0	H: 0	R: 0	H: 0	R: 1	H: 2	R: 0	H: 0	R: 0	H: 0	R: 0	H: 1	R: 0	H: 0	R: 0	H: 0	R: 0	H: 1
	E: 0	LOB: 0	E: 0	LOB: 0	E: 0	LOB: 2	E: 0	LOB: 0	E: 1	LOB: 0	E: 0	LOB: 1	E: 0	BB: 0	E: 0	LOB: 0	E: 0	LOB: 1
	K: 0	BB: 0	K: 3	BB: 0	K: 1	BB: 1	K: 0	BB: 0	K: 0	BB: 0	K: 1	BB: 0	K: 0	BB: 0	K: 1	BB: 0	K: 1	BB: 0
	S: 7	P: 11	S: 9	P: 17	S: 12	P: 25	S: 6	P: 7	S: 6	P: 9	S: 10	P: 17	S: 10	P: 18	S: 6	P: 9	S: 7	P: 11

	1B: 2	SF: 0	WP: 1	PA: 32
	2B: 1	SAC: 0	PB: 0	
	3B: 0	DP: 1	SB: 0	
	HR: 1	HBP: 0	CS: 0	

PITCHER		IP	WLS	BF	H	R	ER	SO	BB	IBB	HBP	BLK	WP	HR	S	P	ERA	WHIP
41 Alexi Ogando, R ERA: 3.15	(1, 1)	5.0	W	18	2	1	1	4	1	0	0	0	1	1	40	69	1.80	0.600
28 Joakim Soria, R ERA: 3.26	(6, 1)	1.0		4	1	0	0	1	0	0	0	0	0	0	10	17	0.00	1.000
56 Neal Cotts, L ERA: 1.09	(7, 1)	1.0		3	0	0	0	0	0	0	0	0	0	0	10	18	0.00	0.000
52 Tanner Scheppers, R ERA: 2.01	(8, 1)	1.0		3	0	0	0	1	0	0	0	0	0	0	6	9	0.00	0.000
36 Joe Nathan, R ERA: 1.43	(9, 1)	1.0		4	1	0	0	1	0	0	0	0	0	0	7	11	0.00	1.000

PITCHER	IP	WLS	BF	H	R	ER	SO	BB	IBB	HBP	BLK	WP	HR	S	P	ERA	WHIP

Texas Rangers @ Tampa Bay Rays

Tropicana Field, St. Petersburg, FL

Wed Sep 18 2013, 7:12 PM - 11:27 PM EDT

Att. 14,827 - Dome - 72 F

livebaseballscorecards.com

TOP

Batter	1	2	3	4	5	6	7	8	9	10	11	12	AB	R	H	RBI	BB	SO	LOB
5 Ian Kinsler, R (1, 10) OBP: 0.335, SLG: 0.405	C FF 92 B SL 87 C SL 84 C FF 95 1-3 K ①	F FF 96 F FF 97 X FF 98 0-2 F7 ③			B FF 94 C FF 94 C FF 94 B SL 86 X SL 86 2-2 F8 ②			B FF 94 B FF 95 X FF 95 2-0 F9 ②			B SL 83 B FF 89 F SI 90 B SL 83 S SI 91 F FF 91 X SI 91 3-2 F7 ①	C FF 91 F FF 91 S FF 91 0-3 K ③	6	0	0	0	0	2	3
1 Elvis Andrus, R (1, 6) OBP: 0.331, SLG: 0.330	C SL 85 B SL 87 S SL 86 X SL 87 1-2 1B		C SI 93 S SL 85 F FF 96 B FF 95 X FF 95 1-2 G6-3 ①		C SL 84 F FF 95 B SL 86 B SL 85 S SL 87 2-3 K ③			B SI 97 B SI 96 F FF 96 F SI 95 F SI 97 F SI 98 X SI 97 2-2 1B			B SL 84 H SI 90 2-0 29 1B HBP		4	1	2	0	0	1	0
51 Alex Rios, R (1, 9) OBP: 0.325, SLG: 0.423	C FF 96 D FF 96 X SL 88 1-1 G1-3 ②		B SL 84 B SL 83 F FF 94 F SL 86 S SL 87 2-3 K ②			X SL 85 0-0 G4-3 ①		B SI 95 1 SAFE 1 SAFE F FF 96 B FF 95 1 SAFE X FF 96 2-1 P3 ③			B CH 84 B CH 83 X CH 83 2-0 P2 ②		5	0	0	0	0	1	3
29 Adrian Beltré, R (1, 5) OBP: 0.373, SLG: 0.508	C SL 87 1 SAFE F FF 96 X FF 95 0-2 G6-3 ③		B FF 94 B FF 95 X SL 85 2-0 F9 ③			C FF 93 B FF 94 B FF 94 B FF 94 F SL 84 S FF 96 3-3 K ②			C SI 96 F SI 96 B FF 98 X CH 84 1-2 P5 ①		1 SAFE F FF 94 B FF 92 B CH 84 C CH 85 1 SAFE F CH 83 F CH 87 3-2 X FF 84 1-H 1B		5	0	1	1	0	1	1
12 A.J. Pierzynski, L (1, 2) OBP: 0.304, SLG: 0.439		B FF 93 F CH 84 C FF 95 B FF 96 X FF 97 2-2 G5-3 ①		F SL 85 S SL 85 B FF 93 B FF 96 F SL 86 X SL 87 2-2 35 FC3-6 1B		X FF 94 0-0 F8 ③			C SI 98 B SI 98 X CH 85 1-1 F7 ②		B FF 93 S CH 84 F FF 90 S CH 85 1-3 K ③		5	0	1	0	0	1	1
18 Mitch Moreland, L (1, 3) OBP: 0.301, SLG: 0.453 15 Jeff Baker, R (12, PH) OBP: 0.352, SLG: 0.558 9 Adam Rosales, R (12, PR) OBP: 0.261, SLG: 0.329 (12, 3)		B FF 96 S FF 94 C FF 96 B SL 89 F SL 89 F FF 96 B FF 96 X SL 87 3-2 2 3B 2B		B FF 93 F FF 92 C FF 93 X FF 95 1-2 F7 ①			B CU 78 F FF 89 B FF 90 S FS 80 B FF 90 C FF 89 3-3 K ①					S FF 91 B FF 91 X CH 84 1-1 13 FC5-6 2B	4 1 0	1 0 0	1 1 0	0 0 0	0 0 0	1 0 0	1 0 0
35 James Adduci, L (1, 7) OBP: 0.345, SLG: 0.333 23 Craig Gentry, R (11, 7) OBP: 0.351, SLG: 0.353		B CH 85 B CH 85 C CH 85 B FF 96 F FF 96 S CH 84 3-3 K ②		X SL 85 0-0 FC3-6 13 S 1-2f ②			C CU 78 X FS 80 0-1 F7 ②			C SI 88 S CU 76 B CU 76 F CU 77 X FC 87 1-2 G4-3 ①		B CH 86 T FF 92 B FF 92 B CH 84 B FF 92 4-1 13 FC5-6 BB	4 0	0 0	0 0	0 0	0 1	1 0	2 0
13 Jurickson Profar, S (1, 4) OBP: 0.308, SLG: 0.325		B FF 96 B FF 95 B FF 94 B FF 94 4-0 2 3B BB		C FF 95 B FF 96 B SL 86 F SL 85 S FF 96 2-3 K ③ 1-2			F FS 79 F FS 80 X FF 90 0-2 P5 ③			B FC 88 X FC 88 1-0 G3 ②		L FF 94 X FF 93 0-1 FC5-6 2 DI 1-2f 2-3 ①	4	1	0	0	1	1	3
2 Leonys Martin, L (1, 8) OBP: 0.317, SLG: 0.390		D CH 84 F FF 94 X CH 84 1-1 1-H 2-H 3B			B FF 94 X FF 93 1-0 F7 ①			B FS 78 F FS 79 C CU 79 F FF 88 F FS 80 F FF 89 X FF 89 1-2 F8 ①		C FC 86 B CU 77 B CH 84 F FC 88 S CU 80 2-3 K ③		1 SAFE B FF 94 F FF 92 S FF 95 B FF 92 F CH 88 X FF 94 2-2 1-2 L6 ②	5	0	1	2	0	1	3
Inning Stats	R: 0 E: 0 K: 1 S: 11 H: 1 LOB: 1 BB: 0 P: 14	R: 2 E: 0 K: 1 S: 16 H: 2 LOB: 1 BB: 1 P: 29	R: 0 E: 0 K: 1 S: 8 H: 0 LOB: 0 BB: 0 P: 13	R: 0 E: 0 K: 1 S: 11 H: 1 LOB: 1 BB: 0 P: 16	R: 0 E: 0 K: 1 S: 7 H: 0 LOB: 0 BB: 0 P: 12	R: 0 E: 0 K: 1 S: 5 H: 0 LOB: 0 BB: 0 P: 8	R: 0 E: 0 K: 1 S: 8 H: 0 LOB: 0 BB: 0 P: 11	R: 0 E: 0 K: 0 S: 14 H: 1 LOB: 1 BB: 0 P: 21	R: 0 E: 0 K: 0 S: 9 H: 0 LOB: 0 BB: 0 P: 13	R: 0 E: 0 K: 1 S: 8 H: 0 LOB: 0 BB: 0 P: 12	R: 1 E: 0 K: 1 S: 13 H: 1 LOB: 1 BB: 0 P: 24	R: 0 E: 0 K: 1 S: 12 H: 1 LOB: 2 BB: 1 P: 19	1B: 4 2B: 2 3B: 1 HR: 0	SF: 0 SAC: 0 DP: 0 HBP: 1	WP: 0 PB: 0 SB: 1 CS: 0	PA: 46			

PITCHER		IP	WLS	BF	H	R	ER	SO	BB	IBB	HBP	BLK	WP	HR	S	P	ERA	WHIP
22 Chris Archer, R ERA: 3.02	(1, 1)	6.0		23	4	2	2	6	1	0	0	0	0	0	58	92	3.00	0.833
62 Joel Peralta, R ERA: 3.43	(7, 1)	1.1		4	0	0	0	1	0	0	0	0	0	0	14	18	0.00	0.000
57 Jake McGee, L ERA: 3.79	(8, 1)	0.2		3	1	0	0	0	0	0	0	0	0	0	8	14	0.00	1.500
56 Fernando Rodney, R ERA: 3.5	(9, 1)	1.0		3	0	0	0	0	0	0	0	0	0	0	9	13	0.00	0.000
35 Jamey Wright, R ERA: 2.89	(10, 1)	1.0		3	0	0	0	1	0	0	0	0	0	0	8	12	0.00	0.000

PITCHER		IP	WLS	BF	H	R	ER	SO	BB	IBB	HBP	BLK	WP	HR	S	P	ERA	WHIP
40 Roberto Hernandez, R ERA: 4.92	(11, 1)	0.1		2	0	1	1	0	0	0	1	0	0	0	4	9	27.00	0.000
54 Alex Torres, L ERA: 1.51	(11, 1)	1.1		7	2	0	0	1	1	0	0	0	0	0	18	31	0.00	2.250
47 Brandon Gomes, R ERA: 6.61	(12, 1)	0.1	W	1	0	0	0	1	0	0	0	0	0	0	3	3	0.00	0.000

AB	43
R	3
H	7
RBI	3
BB	2
SO	10
LOB	17

Texas Rangers @ Tampa Bay Rays

Tropicana Field, St. Petersburg, FL

Wed Sep 18 2013, 7:12 PM - 11:27 PM EDT

Att. 14,827 - Dome - 72 F

BOTTOM

livebaseballscorecards.com

Batter	1	2	3	4	5	6	7	8	9	10	11	12	AB	R	H	RBI	BB	SO	LOB
8 Desmond Jennings, R (1, 8) OBP: 0.326, SLG: 0.399	X SI 94 0-0 ① B3		F SI 93 C SI 93 H SI 95 1-2 1-2 HBP		B SI 94 X SI 93 1-0 2B		C FF 94 B FF 92 B FF 93 C FF 94 B FF 93 F FF 93 X FF 93 3-2 ③ P3			C FC 92 B CU 67 X SL 77 1-1 18 G6-3 1B		S CH 84 B SI 93 X CH 84 1-1 2-H 1B	5	0	3	1	0	0	0
18 Ben Zobrist, S (1, 4) OBP: 0.354, SLG: 0.402	B SI 93 C SI 94 X SI 94 1-1 ② G6-3		C CH 83 S SI 94 X SI 95 0-2 ③ G1-3		X SI 94 0-0 ③ L5			B FF 98 X FF 97 1-0 ① F9		1 SAFE F FC 91 1 SAFE C FC 90 F CU 68 F FC 92 1 SAFE 1 SAFE B CH 84 1-2 ② X FF 91 ③ G6-3 1-2f			5	0	0	0	0	0	4
3 Evan Longoria, R (1, 5) OBP: 0.341, SLG: 0.491	C SI 95 X SI 94 0-1 ③ F8			F SI 93 X SI 94 0-1 ① F9		B KC 77 C SI 95 F SI 95 B SI 96 S SL 83 2-3 ① K		C FF 97 B CU 85 X FF 98 1-1 ② F7			B FC 93 B FF 93 S SL 86 F FC 93 X FC 94 2-2 ① P4		5	0	0	0	0	1	0
9 Wil Myers, R (1, 9) OBP: 0.363, SLG: 0.497		B CH 83 C SI 94 B SI 94 B SI 95 X SI 95 3-1 ① G4-3		F SI 95 X SI 95 0-1 ② F7		B SI 95 C SL 85 B SI 83 X SI 96 2-1 15 FC6-4 1B		B CU 86 B FF 98 B FF 98 C FF 98 B FF 97 4-1 BB			B SL 87 C SL 87 C FF 93 B FF 94 S SL 89 2-3 ② K		4	0	1	0	1	1	0
15 Delmon Young, R (1, 10) OBP: 0.305, SLG: 0.394 20 Matt Joyce, L (8, PH) OBP: 0.334, SLG: 0.426 (9, 10) 43 Freddy Guzman, S (11, PR) (12, 10)		X SI 95 0-0 ② F9		B SI 94 B SI 94 X SI 94 2-0 1 2B 1B		1 SAFE B SI 93 B SI 94 B SI 94 X SI 94 3-0 ② FC6-4 1-2f 1 HR		1 SAFE X FF 95 0-0 ③ P5			B SL 86 C SL 87 B CU 80 F CU 82 B FC 94 F SL 88 B SL 87 4-2 7 S 7 1B BB		3 1 0	1 0 1	1 0 0	0 0 0	0 1 0	0 1 0	1 1 0
1 Sean Rodríguez, R (1, 7) OBP: 0.324, SLG: 0.399 7 David DeJesus, L (9, PH) OBP: 0.330, SLG: 0.387 (10, 7)	C SI 94 F SI 95 B SL 84 B CH 82 X SI 95 2-2 ③ G6-3			B SI 93 X SI 93 1-0 1-3 2B		B SI 94 X SI 93 1-0 1-H HR			B FF 92 F SI 92 B FF 92 X FF 91 2-1 ① F8		1 SAFE B FF 90 1 SAFE F FF 91 1 SAFE B SL 86 C SL 88 X CU 83 2-2 21 S 1-H 1B		3 2	1 0	2 1	2 1	0 0	0 0	0 0
21 James Loney, L (1, 3) OBP: 0.347, SLG: 0.421			B SI 95 B SI 94 F SI 96 F SI 94 F SI 95 S SI 96 2-3 ① K	C SI 93 X SI 94 0-1 ③ G3		X SI 93 0-0 ③ G3		C FF 92 B SL 85 F FF 91 B FF 92 S SI 92 2-3 ② K			1 SAFE B SL 87 B SI 93 1 SAFE B SL 86 C SI 91 C SL 87 F SL 88 S SI 88 3-3 ③ K 1-2		5	0	0	0	0	3	3
28 José Molina, R (1, 2) OBP: 0.295, SLG: 0.305 30 Luke Scott, L (9, PH) OBP: 0.328, SLG: 0.418 59 Jose Lobaton, S (10, 2) OBP: 0.329, SLG: 0.413 5 Sam Fuld, L (12, PR) OBP: 0.277, SLG: 0.278			B SI 95 F SI 95 C SI 96 B CH 84 X SI 96 2-2 11 FC6-4 1B		B SI 94 F SI 94 X SI 95 1-1 ① G6-3		B SL 87 B FF 92 X FF 92 2-0 ① P3	F SL 87 B SI 93 S FF 92 F FF 93 S CH 86 1-3 ③ K			F SI 92 S CH 83 X SI 93 0-2 11 SH1-4 8 1B 1B	3 1 1 0	0 0 0 1	1 0 1 0	0 0 0 0	0 1 0 0	0 0 0 0	0 0 0 0
11 Yunel Escobar, R (1, 6) OBP: 0.333, SLG: 0.373			B SI 94 B SI 93 C SI 94 X SI 94 2-1 ② FC6-4 8 HBP 1-2f		X SL 83 0-0 ② F9		C FF 93 F FF 92 X FF 93 0-2 ② L9			F FC 90 S FC 92 B CU 66 B SL 81 S SL 78 2-3 ① K		B SI 91 L FF 90 L SI 91 X CH 83 1-2 ① SH1-4 1-2	4	0	0	0	0	1	1

Inning Stats	1	2	3	4	5	6	7	8	9	10	11	12
	R: 0 E: 0 K: 0 S: 5	H: 0 LOB: 0 BB: 0 P: 6	R: 0 E: 0 K: 0 S: 7	H: 0 LOB: 0 BB: 0 P: 12	R: 0 E: 0 K: 1 S: 14	H: 1 LOB: 2 BB: 0 P: 21	R: 0 E: 0 K: 0 S: 8	H: 2 LOB: 2 BB: 0 P: 11	R: 0 E: 0 K: 0 S: 5	H: 1 LOB: 1 BB: 0 P: 7	R: 2 E: 0 K: 1 S: 8	H: 2 LOB: 0 BB: 0 P: 16	R: 0 E: 0 K: 0 S: 8	H: 0 LOB: 0 BB: 0 P: 13	R: 0 E: 0 K: 0 S: 5	H: 0 LOB: 1 BB: 1 P: 11	R: 0 E: 0 K: 2 S: 9	H: 0 LOB: 0 BB: 0 P: 14	R: 0 E: 0 K: 1 S: 10	H: 1 LOB: 0 BB: 0 P: 14	R: 1 E: 0 K: 2 S: 16	H: 1 LOB: 2 BB: 1 P: 29	R: 1 E: 0 K: 0 S: 8	H: 2 LOB: 1 BB: 0 P: 10

	AB	42
	R	4
	H	10
	RBI	4
	BB	2
	SO	7
	LOB	10

1B: 7 SF: 0
2B: 2 SAC: 1
3B: 0 DP: 1
HR: 1 HBP: 1

WP: 0 PA: 46
PB: 0
SB: 2
CS: 0

PITCHER		IP	WLS	BF	H	R	ER	SO	BB	IBB	HBP	BLK	WP	HR	S	P	ERA	WHIP
45 Derek Holland, L ERA: 3.48	(1, 1)	6.0		25	6	2	2	2	0	0	1	0	0	1	47	73	3.00	1.000
44 Jason Frasor, R ERA: 2.56	(7, 1)	1.0		3	0	0	0	0	0	0	0	0	0	0	8	13	0.00	0.000
52 Tanner Scheppers, R ERA: 1.99	(8, 1)	1.0		4	0	0	0	0	1	0	0	0	0	0	5	11	0.00	1.000
56 Neal Cotts, L ERA: 1.07	(9, 1)	1.0		3	0	0	0	2	0	0	0	0	0	0	9	14	0.00	0.000
28 Joakim Soria, R ERA: 3.1	(10, 1)	1.0		3	1	0	0	1	0	0	0	0	0	0	10	14	0.00	1.000

PITCHER		IP	WLS	BF	H	R	ER	SO	BB	IBB	HBP	BLK	WP	HR	S	P	ERA	WHIP
36 Joe Nathan, R ERA: 1.56	(11, 1)	1.0	B	5	1	1	1	2	1	0	0	0	0	0	16	29	9.00	2.000
58 Joe Ortiz, L ERA: 4.26	(12, 1)	0.1	L	3	2	1	1	0	0	0	0	0	0	0	8	10	27.00	6.000

Texas Rangers @ Tampa Bay Rays

Tropicana Field, St. Petersburg, FL

Thu Sep 19 2013, 7:12 PM - 10:52 PM EDT

Att. 13,550 - Dome - 72 F

TOP

livebaseballscorecards.com

Batter	1	2	3	4	5	6	7	8	9	AB	R	H	RBI	BB	SO	LOB
5 Ian Kinsler, R (1, 4) OBP: 0.339, SLG: 0.406	G4-3		F7	BB		1B		1B	BB	4	1	2	0	2	0	0
1 Elvis Andrus, R (1, 6) OBP: 0.331, SLG: 0.336	E6 51 WP; 51 1B		HR	1B		G6-4-3		P4	F8	6	2	2	3	0	0	6
51 Alex Rios, R (1, 9) OBP: 0.326, SLG: 0.428	15 S; 1B		HR	L9		F9		P4		5	1	2	2	0	0	4
29 Adrián Beltré, R (1, 5) OBP: 0.373, SLG: 0.508	F8		K	P4			23 1B; 2B	IBB		4	1	1	0	1	1	1
15 Jeff Baker, R (1, 10) OBP: 0.353, SLG: 0.557 35 James Adduci, L (5, PH) OBP: 0.313, SLG: 0.300 (5, 10)	K		1B	B2-3			P6	G4-3		2 3	0 0	1 0	0 0	0 0	1 0	1 4
8 Geovany Soto, R (1, 2) OBP: 0.318, SLG: 0.442		P2	K	23 1B; BB			K		HR	4	1	1	1	1	2	2
23 Craig Gentry, R (1, 8) OBP: 0.360, SLG: 0.373 (7, 7)		K	1B	1 S; 5 S; 1 1B; 1B	1B		20 S; 1B		3B	5	1	4	1	0	1	0
20 Joey Butler, R (1, 7) OBP: 0.467, SLG: 0.500 2 Leonys Martin, L (7, 8) OBP: 0.316, SLG: 0.389		K	K	K	G2-3		K		K	4 1	0 0	0 0	0 0	0 0	3 1	4 1
18 Mitch Moreland, L (1, 3) OBP: 0.305, SLG: 0.461			HR	F9		1 G6-4-3; 5 1B; 1B		29 IBB; 5 1B; 1B	K	5	1	3	1	0	1	2
Inning Stats	R: 1 E: 1 K: 1 S: 16 H: 1 LOB: 1 BB: 0 P: 24	R: 0 E: 0 K: 2 S: 8 H: 0 LOB: 0 BB: 0 P: 11	R: 3 E: 0 K: 2 S: 21 H: 4 LOB: 1 BB: 0 P: 32	R: 2 E: 0 K: 1 S: 16 H: 2 LOB: 1 BB: 1 P: 26	R: 0 E: 0 K: 0 S: 11 H: 1 LOB: 2 BB: 1 P: 17	R: 0 E: 0 K: 0 S: 8 H: 2 LOB: 1 BB: 0 P: 16	R: 1 E: 0 K: 2 S: 15 H: 2 LOB: 1 BB: 0 P: 22	R: 0 E: 0 K: 0 S: 17 H: 2 LOB: 3 BB: 1 P: 26	R: 1 E: 0 K: 2 S: 14 H: 2 LOB: 2 BB: 1 P: 26	1B: 10 2B: 1 3B: 1 HR: 4	SF: 0 SAC: 0 DP: 1 HBP: 0					

	AB	43
	R	8
	H	16
	RBI	8
	BB	4
	SO	10
	LOB	25

		WP: 1	PA: 47
		PB: 0	
		SB: 5	
		CS: 0	

PITCHER		IP	WLS	BF	H	R	ER	SO	BB	IBB	HBP	BLK	WP	HR	S	P	ERA	WHIP
55 Matt Moore, L ERA: 3.34	(1, 1)	4.0	L	21	7	6	5	6	1	0	0	0	1	3	61	93	11.25	2.000
40 Roberto Hernandez, R ERA: 4.89	(5, 1)	1.0		5	1	0	0	0	1	0	0	0	0	0	11	17	0.00	2.000
52 Josh Lueke, R ERA: 5.23	(6, 1)	2.1		12	6	1	1	2	0	0	0	0	0	0	36	56	3.86	2.571
27 Cesár Ramos, L ERA: 4.48	(8, 1)	1.2		9	2	1	1	2	1	1	0	0	0	1	18	34	5.40	1.800

PITCHER	IP	WLS	BF	H	R	ER	SO	BB	IBB	HBP	BLK	WP	HR	S	P	ERA	WHIP

Texas Rangers @ Tampa Bay Rays

Tropicana Field, St. Petersburg, FL

Thu Sep 19 2013, 7:12 PM - 10:52 PM EDT

Att. 13,550 - Dome - 72 F

BOTTOM

Batter	1	2	3	4	5	6	7	8	9	AB	R	H	RBI	BB	SO	LOB
7 David DeJesus, L (1, 7) OBP: 0.330, SLG: 0.385 1 Sean Rodríguez, R (7, PH) (8, 7) OBP: 0.322, SLG: 0.397	C FF 92 F FC 90 B FF 95 F ST 79 H FC 91 2-2 3 BB 21 2B HBP	B FF 92 S FC 89 B FF 92 B FF 92 C FC 88 F ST 80 S FC 90 3-3 ① ② K 1-2			C FF 89 C FS 83 B ST 76 B FF 92 B ST 78 S ST 77 3-3 ① K		C FF 92 B FF 93 F SL 86 B FF 92 F FF 93 F CH 87 F FF 93 B SL 88 X FF 93 3-2 ② G6-3			2 1 0 0 0 2 1 1 0 0 0 0 0 0						
18 Ben Zobrist, S (1, 4) OBP: 0.353, SLG: 0.400	X FF 94 0-0 ① F9	B FF 91 B FF 93 C FF 92 B FF 91 C FC 88 F FC 89 B FS 91 4-2 20 CS BB			C ST 78 B FF 92 B FF 90 X FC 86 2-1 ② G4-3		B SL 86 F FF 93 X FF 94 1-1 ③ F8			3 0 0 0 1 0 1						
20 Matt Joyce, L (1, 9) OBP: 0.336, SLG: 0.426 29 Tim Beckham, R (8, PH) OBP: 1.000, SLG: 1.000 (9, 6)	B FC 92 C FF 93 F FC 90 B FF 96 F ST 82 1 SAFE F ST 79 S ST 82 2-3 ② K	C FC 88 S ST 80 1 SAFE B FF 91 1-2 ③ CS 1-2	B FC 87 C FF 92 B ST 76 S FC 86 B FF 93 D ST 80 4-2 21 G4-6-3 BB		F ST 78 B CS 59 C FF 91 X FF 94 1-2 3 1B 1B			C FF 97 T FF 98 B FF 99 X FF 98 1-2 3 G5-4-3 1B		2 0 1 0 1 1 1 1 0 1 0 0 0 0						
3 Evan Longoria, R (1, 10) OBP: 0.342, SLG: 0.490	C ST 82 F FF 94 B ST 83 B FS 91 B ST 81 B ST 83 4-2 21 2B 8 BB 1-2 BB		B FF 91 B FF 90 F FF 90 X FF 91 2-1 ① P4		B FF 91 C ST 79 C ST 80 X FF 92 1-2 1-2 1B			B FF 96 C CU 83 X FF 95 1-1 ① ② G5-4-3 1-2f		3 1 1 0 1 0 2						
21 James Loney, L (1, 3) OBP: 0.346, SLG: 0.422	B FC 92 F FF 93 X FC 91 1-1 8 BB 1-3 2-H 2B		B FF 93 F FF 90 D FF 91 D FC 88 X FF 92 3-1 ② ③ G4-6-3 1-2f		X FC 88 0-0 ③ F8			X FF 98 0-0 ③ F7		4 0 1 1 0 0 3						
2 Kelly Johnson, L (1, 5) OBP: 0.311, SLG: 0.420	B FC 90 F FC 91 B ST 81 S FC 90 B ST 79 F ST 82 F ST 82 B FF 91 4-2 8 BB BB			F FF 88 F FF 91 B FF 89 B FF 90 F ST 77 X FC 87 2-2 59 BB 1B		S FF 91 F FF 91 S FF 92 0-3 ① K			C FC 90 T FF 90 B FF 92 F SL 85 S FF 92 1-3 ① K		3 0 1 0 1 2 0						
8 Desmond Jennings, R (1, 8) OBP: 0.325, SLG: 0.396	C ST 82 B ST 82 B FF 92 B ST 80 C ST 80 B ST 82 4-2 1-2 2-3 3-H BB			X FF 90 0-0 ① P2		B FF 94 S FF 93 B CH 87 F FF 94 F FF 94 S SL 86 2-3 ② K			C FF 90 B SL 86 X FC 92 1-1 ② P3		3 0 0 1 1 1 1						
59 Jose Lobaton, S (1, 2) OBP: 0.331, SLG: 0.412	C FC 90 S ST 77 B FF 93 S ST 83 1-3 ③ K			B FF 90 B FF 88 B FF 88 C FF 88 F FF 90 B ST 80 4-2 11 G6-4-3 1-2 BB		C FF 94 B CH 88 F SI 94 S FF 92 1-3 ③ K			B FF 91 C FF 90 F FF 91 F FC 91 X SL 86 1-2 1B		3 0 1 0 1 2 3						
11 Yunel Escobar, R (1, 6) OBP: 0.333, SLG: 0.373 5 Sam Fuld, L (9, 9) OBP: 0.275, SLG: 0.277		F FF 89 X ST 80 0-1 7 CS 1B		B FF 90 B FF 89 X FF 92 2-0 ② ③ G6-4-3 1-2f			X FF 92 0-0 ① G5-3		C FC 91 C SL 85 X CU 80 0-2 ③ L8	3 0 1 0 0 0 2 1 0 0 0 0 0 1						
Inning Stats	R: 2 H: 1 E: 0 LOB: 3 K: 2 BB: 3 S: 22 P: 40	R: 0 H: 1 E: 0 LOB: 0 K: 1 BB: 1 S: 11 P: 19	R: 0 H: 0 E: 0 LOB: 0 K: 0 BB: 1 S: 6 P: 15	R: 0 H: 1 E: 0 LOB: 1 K: 0 BB: 1 S: 8 P: 16	R: 0 H: 2 E: 0 LOB: 2 K: 1 BB: 0 S: 12 P: 19	R: 0 H: 0 E: 0 LOB: 0 K: 3 BB: 0 S: 10 P: 13	R: 0 H: 0 E: 0 LOB: 0 K: 0 BB: 0 S: 9 P: 13	R: 0 H: 1 E: 0 LOB: 0 K: 0 BB: 0 S: 6 P: 8	R: 0 H: 1 E: 0 LOB: 1 K: 1 BB: 0 S: 13 P: 16	1B: 6 SF: 0 2B: 2 SAC: 0 3B: 0 DP: 4 HR: 0 HBP: 1						

livebaseballscorecards.com

AB	29
R	2
H	7
RBI	2
BB	6
SO	8
LOB	15

WP: 0 PA: 37
PB: 0
SB: 0
CS: 2

PITCHER		IP	WLS	BF	H	R	ER	SO	BB	IBB	HBP	BLK	WP	HR	S	P	ERA	WHIP
11 Yu Darvish, R ERA: 2.81	(1, 1)	5.0	W	23	5	2	2	4	6	0	1	0	0	0	59	109	3.60	2.200
46 Robbie Ross Jr., L ERA: 3.17	(6, 1)	2.0		6	0	0	0	3	0	0	0	0	0	0	19	26	0.00	0.000
52 Tanner Scheppers, R ERA: 1.96	(8, 1)	1.0		3	1	0	0	0	0	0	0	0	0	0	6	8	0.00	1.000
36 Joe Nathan, R ERA: 1.53	(9, 1)	1.0		4	1	0	0	1	0	0	0	0	0	0	13	16	0.00	1.000

PITCHER	IP	WLS	BF	H	R	ER	SO	BB	IBB	HBP	BLK	WP	HR	S	P	ERA	WHIP

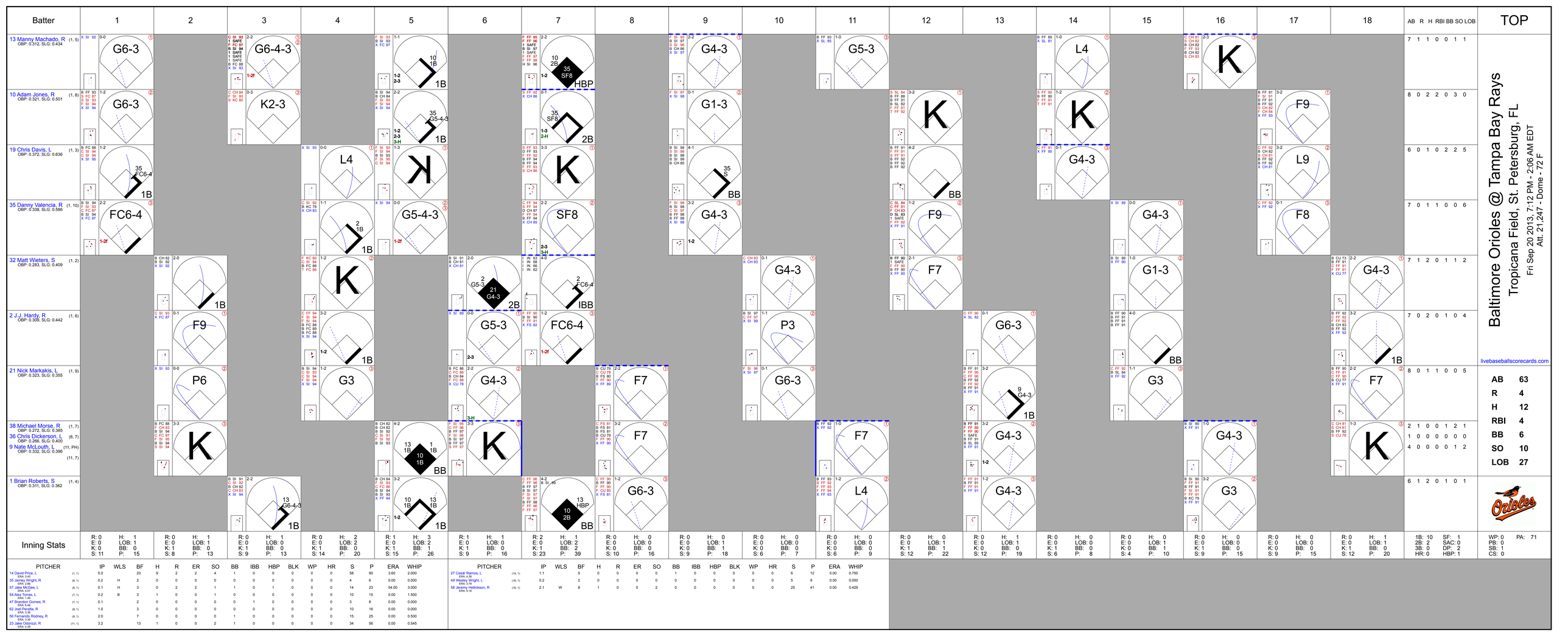
Batter
1
2
3
4
5
6
7
8
9
10
11
12
13
14
15
16
17
18
AB R H RBI BB SO LOB
TOP
13 Manny Machado, R (1, 5)
OBP: 0.312, SLG: 0.434
10 Adam Jones, R (1, 8)
OBP: 0.321, SLG: 0.501
19 Chris Davis, L (1, 3)
OBP: 0.372, SLG: 0.636
35 Danny Valencia, R (1, 10)
OBP: 0.338, SLG: 0.586
32 Matt Wieters, S (1, 2)
OBP: 0.283, SLG: 0.409
2 J.J. Hardy, R (1, 6)
OBP: 0.309, SLG: 0.442
21 Nick Markakis, L (1, 9)
OBP: 0.323, SLG: 0.355
38 Michael Morse, R (1, 7)
36 Chris Dickerson, L (6, 7)
9 Nate McLouth, L (11, PH)
OBP: 0.332, SLG: 0.396
(11, 7)
1 Brian Roberts, S (1, 4)
OBP: 0.311, SLG: 0.362
7 1 1 0 0 1 1
8 0 2 2 0 3 0
6 0 1 0 2 2 5
7 0 1 1 0 0 6
7 1 2 0 1 1 2
7 0 2 0 1 0 4
8 0 1 1 0 0 5
2 1 0 0 1 2 1
1 0 0 0 0 0 0
4 0 0 0 0 1 2
6 1 2 0 1 0 1
Baltimore Orioles @ Tampa Bay Rays
Tropicana Field, St. Petersburg, FL
Fri Sep 20 2013, 7:12 PM - 2:06 AM EDT
Att. 21,247 - Dome - 72 F
livebaseballscorecards.com
AB 63
R 4
H 12
RBI 4
BB 6
SO 10
LOB 27
Inning Stats
R: 0 E: 0 K: 0 S: 11
H: 1 LOB: 1 BB: 0 P: 15
R: 0 E: 0 K: 1 S: 8
H: 1 LOB: 1 BB: 0 P: 13
R: 0 E: 0 K: 1 S: 9
H: 1 LOB: 0 BB: 0 P: 13
R: 0 E: 0 K: 1 S: 14
H: 2 LOB: 2 BB: 0 P: 20
R: 1 E: 0 K: 1 S: 15
H: 3 LOB: 2 BB: 1 P: 26
R: 1 E: 0 K: 1 S: 9
H: 1 LOB: 0 BB: 0 P: 16
R: 2 E: 0 K: 1 S: 23
H: 1 LOB: 2 BB: 2 P: 39
R: 0 E: 0 K: 0 S: 10
H: 0 LOB: 0 BB: 0 P: 16
R: 0 E: 0 K: 0 S: 9
H: 0 LOB: 1 BB: 1 P: 18
R: 0 E: 0 K: 0 S: 6
H: 0 LOB: 0 BB: 0 P: 7
R: 0 E: 0 K: 0 S: 6
H: 0 LOB: 0 BB: 0 P: 9
R: 0 E: 0 K: 1 S: 12
H: 0 LOB: 1 BB: 1 P: 22
R: 0 E: 0 K: 0 S: 12
H: 1 LOB: 1 BB: 0 P: 19
R: 0 E: 0 K: 1 S: 6
H: 0 LOB: 0 BB: 0 P: 8
R: 0 E: 0 K: 0 S: 4
H: 0 LOB: 1 BB: 1 P: 10
R: 0 E: 0 K: 1 S: 9
H: 0 LOB: 0 BB: 0 P: 15
R: 0 E: 0 K: 0 S: 9
H: 0 LOB: 0 BB: 0 P: 15
R: 1 E: 0 K: 1 S: 12
H: 1 LOB: 1 BB: 1 P: 20
1B: 10 2B: 0 3B: 0 HR: 0
SF: 1 SAC: 0 DP: 2 HBP: 1
WP: 0 PB: 0 SB: 1 CS: 0
PA: 71
PITCHER IP WLS BF H R ER SO BB IBB HBP BLK WP HR S P ERA WHIP
14 David Price, L (1, 1) ERA: 3.43 5.0 23 9 2 2 4 1 0 0 0 0 0 58 90 3.60 2.000
35 Jamey Wright, R (6, 1) ERA: 4.50 0.2 H 2 0 0 0 0 0 0 0 0 0 4 6 0.00 0.000
57 Jake McGee, L (6, 1) ERA: 4.07 0.1 H 3 0 2 2 1 1 0 1 0 0 14 23 54.00 3.000
54 Alex Torres, L (7, 1) ERA: 1.49 0.2 B 3 1 0 0 1 0 0 0 0 0 10 15 0.00 1.500
47 Brandon Gomes, R (7, 1) ERA: 6.48 0.1 2 0 0 0 0 1 0 0 0 0 3 8 0.00 0.000
62 Jim Johnson, R (8, 1) ERA: 5.06 1.0 3 0 0 0 0 0 0 0 0 0 10 16 0.00 0.000
56 Fernando Rodney, R (9, 1) ERA: 3.09 2.0 7 0 0 0 0 1 0 0 0 0 15 25 0.00 0.500
23 Jake Odorizzi, R (11, 1) ERA: 1.29 3.2 13 1 0 0 0 2 1 0 0 0 0 0 34 56 0.00 0.545
PITCHER IP WLS BF H R ER SO BB IBB HBP BLK WP HR S P ERA WHIP
27 Cesar Ramos, L (14, 1) ERA: 4.26 1.1 5 0 0 0 0 1 0 0 0 0 0 6 12 0.00 0.750
49 Wesley Wright, L (16, 1) ERA: 5.06 0.2 2 0 0 0 0 0 0 0 0 0 0 5 9 0.00 0.000
58 Jeremy Hellickson, R (16, 1) ERA: 5.19 2.1 W 8 1 0 0 2 0 0 0 0 0 0 25 41 0.00 0.429

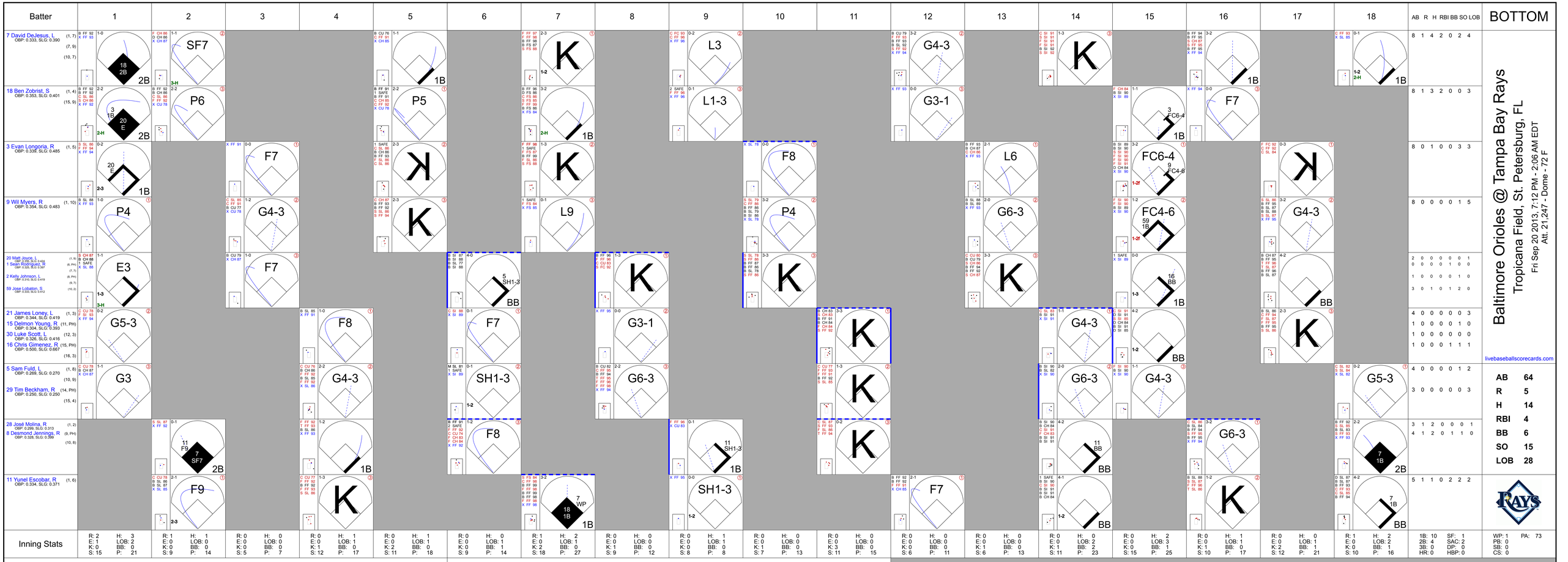
Batter
1
2
3
4
5
6
7
8
9
10
11
12
13
14
15
16
17
18
AB R H RBI BB SO LOB
BOTTOM
7 David DeJesus, L (1, 7) OBP: 0.333, SLG: 0.390 (7, 9) (10, 7)
18 Ben Zobrist, S (1, 4) OBP: 0.353, SLG: 0.401 (15, 9)
3 Evan Longoria, R (1, 5) OBP: 0.339, SLG: 0.485
9 Wil Myers, R (1, 10) OBP: 0.354, SLG: 0.483
20 Matt Joyce, L (1, 9) OBP: 0.325, SLG: 0.452
1 Sean Rodriguez, R (8, PH) OBP: 0.325, SLG: 0.397 (7, 7)
2 Kelly Johnson, L (8, PH) OBP: 0.310, SLG: 0.419 (9, 7)
59 Jose Lobaton, S (10, 2) OBP: 0.333, SLG: 0.312
21 James Loney, L (1, 3) OBP: 0.344, SLG: 0.419
15 Delmon Young, R (11, PH) OBP: 0.304, SLG: 0.393
30 Luke Scott, L (12, 3) OBP: 0.326, SLG: 0.416
16 Chris Gimenez, R (15, PH) OBP: 0.500, SLG: 0.667 (16, 3)
5 Sam Fuld, L (1, 8) OBP: 0.269, SLG: 0.270 (10, 9)
29 Tim Beckham, R (14, PH) OBP: 0.250, SLG: 0.250 (15, 4)
28 José Molina, R (1, 2) OBP: 0.299, SLG: 0.313
8 Desmond Jennings, R (9, PH) OBP: 0.328, SLG: 0.399 (10, 8)
11 Yunel Escobar, R (1, 6) OBP: 0.334, SLG: 0.371
Baltimore Orioles @ Tampa Bay Rays
Tropicana Field, St. Petersburg, FL
Fri Sep 20 2013, 7:12 PM - 2:06 AM EDT
Att. 21,247 - Dome - 72 F
livebaseballscorecards.com
AB 64
R 5
H 14
RBI 4
BB 6
SO 15
LOB 28
Inning Stats
PITCHER IP WLS BF H R ER SO BB IBB HBP BLK WP HR S P ERA WHIP
39 Jason Hammel, R (1, 1) ERA: 5.07 5.0 22 6 3 2 3 0 0 0 0 0 0 52 77 3.60 1.200
40 Troy Patton, L (6, 1) ERA: 3.74 0.2 3 0 0 0 0 1 0 0 0 0 0 4 8 0.00 1.500
57 Francisco Rodriguez, R (6, 1) ERA: 2.22 0.1 1 0 0 0 0 0 0 0 0 0 0 5 6 0.00 0.000
39 Kevin Gausman, R (7, 1) ERA: 5.72 1.0 B 5 2 1 1 2 0 0 0 0 1 0 18 27 9.00 2.000
29 Tommy Hunter, R (8, 1) ERA: 2.67 2.0 7 1 0 0 1 0 0 0 0 0 0 17 20 0.00 0.500
PITCHER IP WLS BF H R ER SO BB IBB HBP BLK WP HR S P ERA WHIP
56 Darren O'Day, R (10, 1) ERA: 2.23 1.0 3 0 0 0 2 0 0 0 0 0 0 7 13 0.00 0.000
17 Brian Matusz, L (11, 1) ERA: 3.31 0.2 2 0 0 0 2 0 0 0 0 0 0 7 11 0.00 0.000
60 Josh Stinson, R (11, 1) ERA: 3.38 2.1 7 0 0 0 2 0 0 0 0 0 0 16 28 0.00 0.000
66 T.J. McFarland, L (14, 1) ERA: 4.21 2.0 11 2 0 0 1 3 0 0 0 0 0 26 48 0.00 2.500
25 Bud Norris, R (16, 1) ERA: 4.12 2.1 L 12 3 1 1 3 2 0 0 0 0 0 32 54 3.86 2.143
1B: 10 SF: 1
2B: 4 SAC: 2
3B: 0 DP: 0
HR: 0 HBP: 0
WP: 1 PA: 73
PB: 0
SB: 0
CS: 0

Batter	1	2	3	4	5	6	7	8	9	AB	R	H	RBI	BB	SO	LOB
9 Nate McLouth, L (1, 7) OBP: 0.332, SLG: 0.395	B SI 92 X CH 86 1-0 ① G3		C KC 78 B KC 79 B CH 86 F FF 92 F CH 87 X KC 80 2-2 ② G4-3			C FF 92 B FF 91 C SI 93 F CH 88 X KC 81 1-2 13 G4-3 1B		C KC 80 C KC 81 X KC 81 0-2 ③ F7		4	0	1	0	0	0	0
13 Manny Machado, R (1, 5) OBP: 0.312, SLG: 0.432	C FF 92 B FF 92 B KC 80 B FF 92 B SI 91 4-1 19 G4-3 BB		C KC 80 C KC 80 C FF 93 0-3 ③ K			1 SAFE X FF 92 0-0 ① G4-3 1-2			B FF 92 C FF 92 X SI 93 1-1 ① G4-3	3	0	0	0	1	1	1
19 Chris Davis, L (1, 3) OBP: 0.371, SLG: 0.637	C CH 86 C KC 79 1 SAFE 1 SAFE B KC 79 1 SAFE X CH 86 1-2 ② G4-3 1-2			B KC 77 B FF 91 X CH 86 2-0 ① G3-1		C KC 79 F CH 86 C SI 92 0-3 ② K			B SI 94 S KC 82 F KC 81 B CH 88 X CH 88 2-2 10 1B 3B	4	1	1	0	0	1	2
10 Adam Jones, R (1, 8) OBP: 0.322, SLG: 0.500	B FF 92 B SI 92 D CH 86 B FF 92 4-0 BB			B FF 92 F FF 92 F CH 87 X SI 93 1-2 ② G1-4-3		B FF 93 F FF 94 F CH 86 S CH 88 1-3 ③ K			X FF 94 0-0 21 G6-3 3-H 1B	3	0	1	1	1	1	1
21 Nick Markakis, L (1, 9) OBP: 0.322, SLG: 0.354	D KC 79 C CH 85 D CH 85 C FF 92 S KC 81 2-3 ③ K			C KC 79 B FF 92 F CH 87 X KC 81 1-2 ③ G3-1			B FF 92 C CH 86 X CH 87 1-1 35 G6-4-3 1B		B SI 95 B SI 91 C SI 93 X SI 94 2-1 ② G6-3 1-2	4	0	1	0	0	1	3
2 J.J. Hardy, R (1, 6) OBP: 0.307, SLG: 0.439		B FF 91 X FF 91 1-0 ① G6-3			B FF 92 C FF 92 S CH 87 B FF 88 S KC 81 2-3 ① K		D SI 93 S FF 92 C KC 80 D CH 88 S CH 88 2-3 ① K		B SI 95 C SI 93 B SI 95 B SI 95 X SI 95 3-1 ③ G5-3	4	0	0	0	0	2	2
35 Danny Valencia, R (1, 10) OBP: 0.331, SLG: 0.573		C FF 90 C KC 79 S KC 81 0-3 ② K			C KC 81 F FF 92 B CH 86 S CH 86 1-3 ② K		B SI 92 B KC 80 X SI 92 2-0 ②③ G6-4-3 1-2f			3	0	0	0	0	2	1
45 Steve Clevenger, L (1, 2) OBP: 0.250, SLG: 0.267		B SI 92 F FF 92 S CH 86 F CH 87 X KC 81 1-2 ③ G4-3			B KC 79 B CH 87 X CH 86 2-0 1B			C FF 91 B KC 80 B CH 86 C FF 92 F SI 89 S KC 81 2-3 ① K		3	0	1	0	0	1	0
12 Alexi Casilla, S (1, 4) OBP: 0.268, SLG: 0.295			C FF 91 C KC 79 B FF 92 B FF 90 B CH 87 C CH 86 3-3 ① K		S KC 79 S KC 80 C KC 80 0-3 ③ K			B SI 93 S FF 92 F SI 93 S FF 94 1-3 ② K		3	0	0	0	0	3	1
Inning Stats	R: 0 E: 0 K: 1 S: 8 H: 0 LOB: 2 BB: 2 P: 20	R: 0 E: 0 K: 1 S: 8 H: 0 LOB: 0 BB: 0 P: 10	R: 0 E: 0 K: 2 S: 10 H: 0 LOB: 0 BB: 0 P: 15	R: 0 E: 0 K: 0 S: 7 H: 0 LOB: 0 BB: 0 P: 11	R: 0 E: 0 K: 3 S: 10 H: 1 LOB: 1 BB: 0 P: 15	R: 0 E: 0 K: 2 S: 11 H: 1 LOB: 1 BB: 0 P: 13	R: 0 E: 0 K: 1 S: 6 H: 1 LOB: 0 BB: 0 P: 11	R: 0 E: 0 K: 2 S: 10 H: 0 LOB: 0 BB: 0 P: 13	R: 1 E: 0 K: 0 S: 10 H: 2 LOB: 1 BB: 0 P: 18	1B: 4 2B: 0 3B: 1 HR: 0 SF: 0 SAC: 0 DP: 1 HBP: 0						PA: 33 WP: 0 PB: 0 SB: 0 CS: 0

PITCHER	IP	WLS	BF	H	R	ER	SO	BB	IBB	HBP	BLK	WP	HR	S	P	ERA	WHIP
53 Alex Cobb, R (1, 1) ERA: 2.9	8.1	W	31	5	1	1	12	2	0	0	0	0	0	76	117	1.08	0.840
56 Fernando Rodney, R (9, 1) ERA: 3.36	0.2		2	0	0	0	0	0	0	0	0	0	0	4	9	0.00	0.000

PITCHER	IP	WLS	BF	H	R	ER	SO	BB	IBB	HBP	BLK	WP	HR	S	P	ERA	WHIP

TOP

Baltimore Orioles @ Tampa Bay Rays

Tropicana Field, St. Petersburg, FL

Sat Sep 21 2013, 1:10 PM - 4:00 PM EDT

Att. 23,835 - Dome - 72 F

livebaseballscorecards.com

AB	31
R	1
H	5
RBI	1
BB	2
SO	12
LOB	11

Baltimore Orioles @ Tampa Bay Rays

Tropicana Field, St. Petersburg, FL

Sat Sep 21 2013, 1:10 PM - 4:00 PM EDT

Att. 23,835 - Dome - 72 F

livebaseballscorecards.com

Batter	1	2	3	4	5	6	7	8	9	AB	R	H	RBI	BB	SO	LOB
7 David DeJesus, L (1, 7) OBP: 0.332, SLG: 0.387	C FF 88 X FF 90 0-1 ① L8		C FF 91 B CU 77 B CH 83 B CU 77 F SI 92 B FF 93 4-2 8 G6-4-3 BB		B SI 91 D SI 91 B FF 93 C SI 90 C FF 92 X SI 92 3-2 ① F7		S CH 84 B CH 86 F FF 92 S CH 86 1-3 ② K			3	0	0	0	1	1	3
8 Desmond Jennings, R (1, 8) OBP: 0.331, SLG: 0.410	B FF 90 C FF 92 B CH 83 B FF 92 B SI 92 4-1 3 BB BB		C SI 92 X FF 93 0-1 ① ② G6-4-3 1-2f		B CH 81 B FF 92 C FF 93 B SL 85 C FF 92 X FF 93 3-2 1-H 2-H HR		C CU 76 C CH 84 X CU 76 0-2 18 1B 3-H 3B			3	2	2	4	1	0	1
18 Ben Zobrist, S (1, 4) OBP: 0.353, SLG: 0.400	F FF 90 X CH 82 0-1 ② P5		C FF 92 B CH 84 B SL 86 B CH 83 X SI 93 3-1 ③ P4		X SI 91 0-0 ② G3		B CU 75 B CH 84 C CH 85 X CH 86 2-1 9 WP 3 1B 3-H 1B			4	0	1	1	0	0	1
3 Evan Longoria, R (1, 5) OBP: 0.340, SLG: 0.485	B FF 91 B SI 92 C SL 85 B CH 81 B FF 92 4-1 1-2 BB			B FF 93 S FF 92 F SL 86 B FF 92 F SI 92 B SL 84 F SL 83 S FF 93 3-3 ① K	C SL 83 S SL 84 B FF 92 B CH 83 X SL 82 2-2 ③ G5-3		C FF 91 X FF 90 0-1 9 WP 1-2 1B			3	0	1	0	1	1	0
9 Wil Myers, R (1, 9) OBP: 0.350, SLG: 0.477 5 Sam Fuld, L (8, 9) OBP: 0.269, SLG: 0.270	B FF 92 C FF 92 F CH 82 S CH 84 1-3 ③ K			X CU 77 0-0 ② G5-3		B SL 82 X FF 92 1-0 ① F8	C CU 77 C FF 92 B FF 92 B CH 86 X CH 86 2-2 ③ L7 1-2 2-3			4 0	0 0	0 0	0 0	0 0	1 0	4 0
15 Delmon Young, R (1, 10) OBP: 0.303, SLG: 0.394		F SL 84 C FF 92 B CH 85 F FF 92 F CH 86 X CU 81 1-2 2B		B FF 93 X CH 82 1-0 E6		F CU 76 C SL 83 F FF 90 X CH 80 0-2 ② F8		C FF 89 X FF 88 0-1 ① P6		4	0	1	0	0	0	0
21 James Loney, L (1, 3) OBP: 0.343, SLG: 0.417		F FF 91 B FF 92 F FF 93 F CH 84 B SL 84 X FF 92 2-2 ① P2		B SI 88 X FF 90 1-0 ③ F7		B FF 91 C CU 76 C CH 84 X SI 91 1-2 ③ L4		C FF 89 C FF 89 B FF 90 F FF 91 X FF 89 1-2 28 G6-4-3 1B		4	0	1	0	0	0	2
28 José Molina, R (1, 2) OBP: 0.298, SLG: 0.310		X SL 84 0-0 ② P4			B FF 90 S SL 82 B FF 91 B SI 90 D FF 92 4-1 11 PB 8 HR BB		B FF 92 F FF 92 B FF 91 X FF 92 2-1 ① G6-3	C FF 90 X FF 89 0-1 ② ③ G6-4-3 1-2f		3	1	0	0	1	0	2
11 Yunel Escobar, R (1, 6) OBP: 0.336, SLG: 0.376		X FF 92 0-0 ③ G5-3			B SI 91 B FF 92 B CH 80 C CU 78 B SL 84 4-1 8 HR 1-2 BB		X FF 92 0-0 8 3B 3B			2	2	1	0	1	0	1
Inning Stats	R: 0 E: 0 K: 1 S: 9 H: 0 LOB: 2 BB: 2 P: 18	R: 0 E: 0 K: 0 S: 11 H: 1 LOB: 1 BB: 0 P: 14	R: 0 E: 0 K: 0 S: 6 H: 0 LOB: 0 BB: 1 P: 13	R: 0 E: 1 K: 1 S: 8 H: 0 LOB: 1 BB: 0 P: 13	R: 3 E: 0 K: 0 S: 12 H: 1 LOB: 0 BB: 2 P: 28	R: 0 E: 0 K: 0 S: 8 H: 0 LOB: 0 BB: 0 P: 10	R: 2 E: 0 K: 1 S: 16 H: 4 LOB: 2 BB: 0 P: 23	R: 0 E: 0 K: 0 S: 8 H: 1 LOB: 0 BB: 0 P: 9		1B: 3 2B: 1 3B: 2 HR: 1	SF: 0 SAC: 0 DP: 2 HBP: 0		WP: 1 PB: 1 SB: 0 CS: 0	PA: 35	

	AB	R	H	RBI	BB	SO	LOB
BOTTOM	**30**	**5**	**7**	**5**	**5**	**3**	**14**

PITCHER	IP	WLS	BF	H	R	ER	SO	BB	IBB	HBP	BLK	WP	HR	S	P	ERA	WHIP
50 Miguel González, R (1, 1) ERA: 3.94	6.0	L	25	2	3	3	2	5	0	0	0	0	1	54	96	4.50	1.167
57 Francisco Rodríguez, R (7, 1) ERA: 2.56	1.0		7	4	2	2	1	0	0	0	0	1	0	16	23	18.00	4.000
52 Steve Johnson, R (8, 1) ERA: 7.07	1.0		3	1	0	0	0	0	0	0	0	0	0	8	9	0.00	1.000

PITCHER	IP	WLS	BF	H	R	ER	SO	BB	IBB	HBP	BLK	WP	HR	S	P	ERA	WHIP

Batter	1	2	3	4	5	6	7	8	9	AB	R	H	RBI	BB	SO	LOB
13 Manny Machado, R (1, 5) OBP: 0.313, SLG: 0.431	F FF 93 S FF 95 X SI 95 0-2 19 G1-6-3 1B		B FF 95 F SL 82 F FF 95 B FF 95 B CH 84 B FF 96 4-2 10 FC5-4 BB		S SL 79 B SL 80 C SL 81 S FS 83 1-3 ③ K			X CU 78 0-0 ③ L9		3	0	1	0	1	1	2
10 Adam Jones, R (1, 8) OBP: 0.320, SLG: 0.497	F FF 94 B FF 94 B FF 95 S FF 96 X CH 86 2-2 ① F9		X FF 94 0-0 ② FC5-4 19 CS 1-2f			C SL 82 B SI 91 F FS 83 B FF 91 S FS 82 2-3 ① K			B SI 95 S CH 83 X SI 98 1-1 ① G3-1	4	0	0	0	0	1	2
19 Chris Davis, L (1, 3) OBP: 0.369, SLG: 0.633	S FF 96 X SL 83 0-1 ②③ G1-6-3 1-2f		D SL 84 B FF 94 C FF 96 S FF 95 1 SAFE B FF 97 3-2 ③ CS 1-2	B FF 92 F SL 81 X SL 82 1-1 ① G3		C SL 84 C SI 90 B SL 86 F SI 91 S SI 91 1-3 ② K			B FF 97 C CH 84 S CH 84 S FF 99 1-3 ② K	4	0	0	0	0	2	1
35 Danny Valencia, R (1, 10) OBP: 0.335, SLG: 0.568		C FF 92 B CH 85 B SL 86 B FF 94 C FF 93 B FF 94 4-2 32 G5-3 BB		B CH 82 X FF 93 1-0 ② G6-3		C FC 89 C SL 84 C CU 79 0-3 ③ K			F SI 96 X SI 97 0-1 32 DI 32 2B 1B	3	1	1	0	1	1	0
32 Matt Wieters, S (1, 2) OBP: 0.283, SLG: 0.410		C FF 94 D FF 95 X FF 94 1-1 ① G5-3 1-2		B CH 84 F FF 94 X SI 94 1-1 ③ F9			B SI 89 C FC 87 B CH 84 F FC 88 X CU 79 2-2 ① G5-3		B CH 85 S CH 85 C CH 84 D CH 87 F CH 84 F FF 98 B FF 100 F CH 85 X CH 85 3-2 1-H 2B	4	0	1	1	0	0	1
2 J.J. Hardy, R (1, 6) OBP: 0.305, SLG: 0.436		B FF 94 C FF 94 B CH 86 B FF 94 X FF 94 3-1 ② L9			B FF 93 B FF 92 T FF 93 X FF 90 2-1 ① P4		C FC 88 X FF 90 0-1 ② F9		C SI 96 B SI 98 X FF 97 1-1 ③ F8	4	0	0	0	0	0	2
21 Nick Markakis, L (1, 9) OBP: 0.324, SLG: 0.354		B FF 95 D FF 94 B FF 94 C FF 94 B FF 93 4-1 BB			B FF 93 F FF 92 B SL 84 B FF 92 D FF 92 4-1 1 E BB		B SI 90 C CH 84 C FC 88 X CU 80 1-2 ③ G3			1	0	0	0	2	0	0
38 Michael Morse, R (1, 7) 36 Chris Dickerson, L (8, 7) OBP: 0.270, SLG: 0.381 OBP: 0.266, SLG: 0.400		X FF 95 0-0 ③ G4-3			B FF 93 F FF 93 F FF 93 X FF 95 1-2 ② L9			C FF 90 X FF 91 0-1 ① F9		3 0	0 0	0 0	0 0	0 0	0 0	3 0
1 Brian Roberts, S (1, 4) OBP: 0.307, SLG: 0.357			B FF 92 F FF 92 F FF 94 F SL 81 F FF 95 X CH 85 1-2 ① G6-3		X FF 93 0-0 E5 1-2			C FF 90 C CU 79 B FS 84 X FF 90 1-2 ② L4		3	0	0	0	0	0	1
Inning Stats	R: 0 E: 0 K: 0 S: 8 H: 1 LOB: 0 BB: 0 P: 10	R: 0 E: 0 K: 0 S: 8 H: 0 LOB: 2 BB: 2 P: 20	R: 0 E: 0 K: 0 S: 10 H: 0 LOB: 0 BB: 1 P: 18	R: 0 E: 0 K: 0 S: 5 H: 0 LOB: 0 BB: 0 P: 8	R: 0 E: 1 K: 1 S: 10 H: 0 LOB: 2 BB: 1 P: 18	R: 0 E: 0 K: 3 S: 10 H: 0 LOB: 0 BB: 0 P: 13	R: 0 E: 0 K: 0 S: 8 H: 0 LOB: 0 BB: 0 P: 11	R: 0 E: 0 K: 0 S: 6 H: 0 LOB: 0 BB: 0 P: 7	R: 1 E: 0 K: 1 S: 15 H: 2 LOB: 1 BB: 0 P: 21	1B: 2 2B: 1 3B: 0 HR: 0 SF: 0 SAC: 0 DP: 1 HBP: 0						WP: 0 PB: 0 SB: 0 CS: 1 PA: 34	

PITCHER		IP	WLS	BF	H	R	ER	SO	BB	IBB	HBP	BLK	WP	HR	S	P	ERA	WHIP
45 Enny Romero, L ERA:	(1, 1)	4.2		18	1	0	0	0	4	0	0	0	0	0	38	70	0.00	1.071
47 Brandon Gomes, R ERA: 6.23	(5, 1)	0.2	W	2	0	0	0	2	0	0	0	0	0	0	6	9	0.00	0.000
49 Wesley Wright, L ERA: 3.76	(6, 1)	0.1	H	1	0	0	0	1	0	0	0	0	0	0	4	5	0.00	0.000
35 Jamey Wright, R ERA: 2.81	(6, 1)	1.1	H	4	0	0	0	1	0	0	0	0	0	0	11	14	0.00	0.000
62 Joel Peralta, R ERA: 3.33	(8, 1)	1.0	H	3	0	0	0	0	0	0	0	0	0	0	6	7	0.00	0.000

PITCHER		IP	WLS	BF	H	R	ER	SO	BB	IBB	HBP	BLK	WP	HR	S	P	ERA	WHIP
56 Fernando Rodney, R ERA: 3.44	(9, 1)	1.0	S	5	2	1	1	1	0	0	0	0	0	0	15	21	9.00	2.000

TOP

Baltimore Orioles @ Tampa Bay Rays

Tropicana Field, St. Petersburg, FL

Sun Sep 22 2013, 1:42 PM - 4:26 PM EDT

Att. 28,974 - Dome - 72 F

livebaseballscorecards.com

AB	29
R	1
H	3
RBI	1
BB	4
SO	5
LOB	12

Baltimore Orioles @ Tampa Bay Rays

Tropicana Field, St. Petersburg, FL

Sun Sep 22 2013, 1:42 PM - 4:26 PM EDT

Att. 28,974 - Dome - 72 F

livebaseballscorecards.com

BOTTOM

Batter	1	2	3	4	5	6	7	8	9	AB	R	H	RBI	BB	SO	LOB
7 David DeJesus, L (1, 7) OBP: 0.332, SLG: 0.395 1 Sean Rodríguez, R (7, PH) (8, 7) OBP: 0.324, SLG: 0.395	C CH 85 C FC 84 B CH 88 F CU 74 F FC 86 B CH 81 B FC 85 F FC 87 F CU 74 3-2 X SI 88 HR		C CU 71 C SI 88 X CU 68 0-2 ② F7		B CH 84 C FC 86 B FC 88 F FC 87 C SI 88 2-3 ③ K		C CU 79 S FF 92 B FF 92 B CH 85 T FF 93 2-2 ② K			3 1 1 1 0 1 0 1 0 0 0 0 1 0						
8 Desmond Jennings, R (1, 8) OBP: 0.332, SLG: 0.414 5 Sam Fuld, L (6, PR) (7, 8) OBP: 0.268, SLG: 0.268	C FC 85 F CU 72 X FC 88 0-2 G6-3 ①		C CH 87 X FC 85 0-1 2B			X CU 71 0-0 18 WP 18 BB 20 SF7 1B	C FF 93 F SL 81 X FF 93 0-2 ③ F7			3 0 2 0 0 0 0 1 1 0 0 0 0 0						
18 Ben Zobrist, S (1, 4) OBP: 0.353, SLG: 0.399	C CH 82 X FC 86 0-1 ② F8		B CH 82 C CH 83 B FC 86 B CU 73 C CU 73 B SI 90 4-2 BB			B CH 86 1 SAFE B FC 84 B CH 84 C FC 85 F FC 87 F FC 88 B CU 76 4-2 9 1B 9 S 21 1B 1-3 BB		B CH 84 C SL 86 B CH 84 X FF 93 2-1 ① G5-3		2 1 0 0 2 0 0						
20 Matt Joyce, L (1, 10) OBP: 0.333, SLG: 0.422 29 Tim Beckham, R (8, PH) OBP: 0.250, SLG: 0.250 30 Luke Scott, L (8, PH) OBP: 0.325, SLG: 0.414 (9, 10)	B FC 84 F CU 71 B CH 83 X CH 83 2-1 ③ G3		X FC 86 0-0 ③ F7			X FC 86 0-0 ① SF7 3-H		B SL 80 X SL 80 1-0 ② G4-3		2 0 0 1 0 0 2 0 0 0 0 0 0 0 1 0 0 0 0 0 0						
9 Wil Myers, R (1, 9) OBP: 0.352, SLG: 0.480		C CU 72 X FC 82 0-1 2B	C CH 86 B CU 73 S CU 72 F CH 84 C SI 89 1-3 ① K		1 SAFE B FC 85 S CU 73 X SI 88 1-1 2 G4-3 21 1B 1-3 1B		B SI 86 C SI 86 T FF 87 C SI 87 1-3 ③ K		4 0 2 0 0 2 0							
21 James Loney, L (1, 3) OBP: 0.343, SLG: 0.417		F FC 84 F FC 85 F CU 72 C SI 88 0-3 ① K	C CU 73 B FC 88 X FC 86 1-1 ② G3			B FC 86 X FC 86 1-0 2 G4-3 1-2 3-H 1B				3 0 1 1 0 1 1						
2 Kelly Johnson, L (1, 5) OBP: 0.308, SLG: 0.416 3 Evan Longoria, R (8, 5) OBP: 0.340, SLG: 0.485		D CH 84 B FC 85 C FC 85 F FC 88 S CU 72 2-3 ② K	C CU 71 B FF 88 X FC 85 1-1 ③ G3-1			S CU 73 X FC 86 0-1 ② G4-3 1-2 2-3				3 0 0 0 0 1 3 0 0 0 0 0 0 0						
59 Jose Lobaton, S (1, 2) OBP: 0.330, SLG: 0.407		X CU 72 0-0 ③ G4-3			B CU 72 B CH 83 F FC 86 X CU 72 2-1 ① G3-1	C FC 87 D CU 72 F CU 74 C FC 88 1-3 ③ K				3 0 0 0 0 1 4						
11 Yunel Escobar, R (1, 6) OBP: 0.334, SLG: 0.373			X CH 86 0-0 ① G6-3		C FC 84 C FC 88 T SI 90 0-2 ② K		C CH 86 B CH 87 S CU 74 S CU 69 1-3 ① K			3 0 0 0 0 2 0						
Inning Stats	R: 1 H: 1 E: 0 LOB: 0 K: 0 BB: 0 S: 14 P: 19	R: 0 H: 1 E: 0 LOB: 1 K: 2 BB: 0 S: 10 P: 12	R: 0 H: 1 E: 0 LOB: 2 K: 0 BB: 1 S: 9 P: 13	R: 0 H: 0 E: 0 LOB: 0 K: 1 BB: 0 S: 8 P: 11	R: 0 H: 0 E: 0 LOB: 0 K: 2 BB: 0 S: 8 P: 12	R: 2 H: 3 E: 0 LOB: 3 K: 1 BB: 1 S: 13 P: 20	R: 0 H: 0 E: 0 LOB: 0 K: 2 BB: 0 S: 9 P: 12	R: 0 H: 0 E: 0 LOB: 0 K: 1 BB: 0 S: 6 P: 10		1B: 3 SF: 1 2B: 2 SAC: 0 3B: 0 DP: 0 HR: 1 HBP: 0				WP: 1 PA: 32 PB: 0 SB: 1 CS: 0		

PITCHER		IP	WLS	BF	H	R	ER	SO	BB	IBB	HBP	BLK	WP	HR	S	P	ERA	WHIP
34 Scott Feldman, R ERA: 3.51	(1, 1)	6.1	L	27	6	3	3	7	2	0	0	0	1	1	65	91	4.26	1.263
17 Brian Matusz, L ERA: 3.24	(7, 1)	1.0		3	0	0	0	1	0	0	0	0	0	0	8	12	0.00	0.000
56 Darren O'Day, R ERA: 2.2	(8, 1)	0.2		2	0	0	0	1	0	0	0	0	0	0	4	6	0.00	0.000

PITCHER	IP	WLS	BF	H	R	ER	SO	BB	IBB	HBP	BLK	WP	HR	S	P	ERA	WHIP

AB	29
R	3
H	6
RBI	3
BB	2
SO	9
LOB	10

Batter	1	2	3	4	5	6	7	8	9	AB	R	H	RBI	BB	SO	LOB
1 Brian Roberts, S (1, 10) OBP: 0.305, SLG: 0.366	C FF 93 F FF 95 B FF 94 F SL 86 F FF 96 B FF 96 X SL 87 2-2 ① F7		C SL 85 C SL 85 B FF 97 S SL 87 1-3 ③ K		C SL 83 X SL 85 0-1 HR		F FF 95 B SL 86 F SL 87 F FF 96 F SI 98 X SI 97 1-2 ① F7		C CU 79 X FS 82 0-1 ① F9	5	1	1	1	0	1	0
13 Manny Machado, R (1, 5) OBP: 0.314, SLG: 0.432 12 Alexi Casilla, S (7, PR) (7, 4) OBP: 0.268, SLG: 0.295 35 Danny Valencia, R (8, 5) OBP: 0.333, SLG: 0.565	X SL 86 0-0 ② G6-3			B FF 91 B FF 93 C FF 93 F SL 84 F SL 86 X SL 85 2-2 19 HR 1B	B FF 95 F FF 94 F FF 95 F FF 96 F FF 97 F FF 96 S SL 87 1-3 ① K		X SL 86 0-0 19 WP 21 1B 1B		C FF 90 B CU 80 B FS 81 X FF 89 2-1 ② F8	4 0 1	1 0 0	2 0 0	0 0 0	0 0 0	1 0 0	0 0 0
19 Chris Davis, L (1, 3) OBP: 0.370, SLG: 0.636	B SL 84 F FF 95 C FF 95 B FF 96 B FF 98 F SL 87 F SL 88 B SL 87 4-2 BB			B FF 94 X SL 84 1-0 1-H HR	B SI 90 B KC 79 B SI 90 F FF 89 B FF 90 4-1 BB		1 SAFE B SI 97 C FF 97 S FF 98 B FF 97 S SI 98 2-3 ② K 1-2		B FF 90 F FS 81 B FF 90 F FS 81 F FS 82 F FS 83 C FF 91 2-3 ③ K	3	1	1	2	2	2	1
10 Adam Jones, R (1, 8) OBP: 0.319, SLG: 0.495	F FF 95 S SL 87 S FF 96 0-3 ③ K			B FF 94 F FF 94 B SI 94 C SL 86 B SL 86 S SL 86 3-3 ① K	F FF 90 1 SAFE S FS 82 S FS 81 0-3 ② K		I IN 71 I IN 74 I IN 74 I IN 70 I IN 74 4-0 21 1B IBB			3	0	0	0	1	3	2
21 Nick Markakis, L (1, 9) OBP: 0.325, SLG: 0.355		F FF 93 B FF 94 F FF 94 B FF 95 S SL 88 2-3 ① K		F FF 94 X FF 95 0-1 9 BB 2 1B 1B	B FF 91 C FF 90 B FF 93 F SI 91 S FF 93 2-3 ③ K		C FF 97 B FF 98 F SI 97 X FF 98 1-2 ③ 1-2 2-H 1B			4	1	2	0	0	2	1
32 Matt Wieters, S (1, 2) OBP: 0.285, SLG: 0.413		B FF 94 X FF 94 1-0 ② P5		B FF 95 F SI 94 B FF 94 B SL 85 X SL 86 3-1 ② P5		F FF 91 B FF 91 X FF 92 1-1 1B		F FC 88 F CH 84 B CU 78 X CU 78 1-2 ① 2B		4	0	2	0	0	0	1
9 Nate McLouth, L (1, 7) OBP: 0.333, SLG: 0.397		C FF 94 S FF 96 B FF 95 F FF 95 B FF 97 S SL 88 2-3 ③ K2-3		C FF 94 S FF 96 1 SAFE F FF 96 1 SAFE D SI 96 F FF 96 B FF 96 F SL 88 4-2 F SL 86 D SL 87 B SI 96 2 1B 1-2 BB		L SI 92 B FF 91 B FF 91 B FF 91 S FF 92 X FF 93 3-2 ① L7		X FC 88 0-0 2B		3	0	1	0	1	1	1
2 J.J. Hardy, R (1, 6) OBP: 0.305, SLG: 0.435			C FF 93 X FF 93 0-1 ① G5-3	C SL 87 B FF 97 X FF 95 1-1 1-2 2-H 1B		C CH 84 X CH 85 0-1 ② F7		B FC 88 C FC 87 X SL 83 1-1 ② P6		4	0	1	1	0	0	2
3 Ryan Flaherty, L (1, 4) (7, 5) (8, 4) OBP: 0.280, SLG: 0.361			B FF 93 C SL 86 F FF 94 B FF 95 X SL 86 2-2 ② G1-3	S SL 90 F FF 96 S SL 87 0-3 ③ K		S CH 86 B CH 84 S FF 94 B FF 92 C CH 86 2-3 ③ K		B FC 87 X CH 83 1-0 ③ G4-3		4	0	0	0	0	2	4
Inning Stats	R: 0 E: 0 K: 1 S: 13 H: 0 LOB: 1 BB: 1 P: 19	R: 0 E: 0 K: 2 S: 8 H: 0 LOB: 0 BB: 0 P: 13	R: 0 E: 0 K: 1 S: 8 H: 0 LOB: 0 BB: 0 P: 11	R: 3 E: 0 K: 2 S: 23 H: 4 LOB: 2 BB: 1 P: 37	R: 1 E: 0 K: 3 S: 15 H: 1 LOB: 1 BB: 1 P: 22	R: 0 E: 0 K: 1 S: 10 H: 1 LOB: 1 BB: 0 P: 16	R: 0 E: 0 K: 1 S: 12 H: 2 LOB: 2 BB: 1 P: 20	R: 0 E: 0 K: 0 S: 7 H: 2 LOB: 1 BB: 0 P: 10	R: 0 E: 0 K: 1 S: 9 H: 0 LOB: 0 BB: 0 P: 13	1B: 6 2B: 2 3B: 0 HR: 2 SF: 0 SAC: 0 DP: 0 HBP: 0						

PITCHER		IP	WLS	BF	H	R	ER	SO	BB	IBB	HBP	BLK	WP	HR	S	P	ERA	WHIP
22 Chris Archer, R ERA: 3.21	(1, 1)	4.1		20	5	4	4	7	2	0	0	0	0	0	60	89	8.31	1.615
49 Wesley Wright, L ERA: 3.76	(5, 1)	0.0		1	0	0	0	0	1	0	0	0	0	0	1	5	∞	∞
47 Brandon Gomes, R ERA: 6.11	(5, 1)	0.1		1	0	0	0	1	0	0	0	0	0	0	3	3	0.00	0.000
54 Alex Torres, L ERA: 1.46	(5, 1)	1.1		5	1	0	0	2	0	0	0	0	0	0	13	21	0.00	0.750
57 Jake McGee, L ERA: 4.01	(7, 1)	1.0		5	2	0	0	1	0	1	0	0	1	0	12	20	0.00	2.000
35 Jamey Wright, R ERA: 2.77	(8, 1)	1.0		4	2	0	0	0	0	0	0	0	0	0	7	10	0.00	2.000
62 Joel Peralta, R ERA: 3.28	(9, 1)	1.0	W	3	0	0	0	1	0	0	0	0	0	0	9	13	0.00	0.000

TOP

Baltimore Orioles @ Tampa Bay Rays

Tropicana Field, St. Petersburg, FL

Mon Sep 23 2013, 3:14 PM - 6:57 PM EDT

Att. 17,830 - Dome - 72 F

livebaseballscorecards.com

AB	35
R	4
H	10
RBI	4
BB	4
SO	12
LOB	12

WP: 1 PB: 0 SB: 0 CS: 0 PA: 39

BOTTOM

Baltimore Orioles @ Tampa Bay Rays

Tropicana Field, St. Petersburg, FL

Mon Sep 23 2013, 3:14 PM - 6:57 PM EDT

Att. 17,830 - Dome - 72 F

Batter	1	2	3	4	5	6	7	8	9	AB	R	H	RBI	BB	SO	LOB
1 Sean Rodríguez, R (1, 3) OBP: 0.327, SLG: 0.399 21 James Loney, L (9, PH) OBP: 0.344, SLG: 0.424	F FF 93 B FF 91 C CU 76 B FF 92 F FF 92 F CH 86 F FF 93 B CU 74 S FF 92 3-3 K ①		B CU 75 B CH 83 B CH 86 B SI 90 4-0 BB		X FF 91 0-0 2B		F FF 92 S FF 92 F FF 92 B FF 93 C SL 86 1-3 K ②		F FC 92 X FF 96 0-1 HR	3 0 1 0 1 2 1 1 1 1 1 0 0 0						
18 Ben Zobrist, S (1, 7) OBP: 0.353, SLG: 0.398 (9, 4)	B SL 83 S CH 86 X FF 93 1-1 G6-3 ②		C FF 92 X FF 92 0-1 L7 ①		C CH 83 L CH 84 S SI 92 0-3 K ①		B SL 88 D CH 85 F CH 85 X FF 92 2-1 3 BB 9 1B 1-2 1B			4 1 1 0 0 1 2						
3 Evan Longoria, R (1, 5) OBP: 0.340, SLG: 0.482	B FF 93 C CU 74 X FF 92 1-1 L9 ③		S CH 85 C FF 93 F FF 94 F FF 93 1 SAFE B FF 93 D CH 87 1 SAFE S FF 93 2-3 K ②		B SL 87 X FF 92 1-0 F9 ②		B SI 86 F SL 78 S SL 79 B FF 86 B SL 78 F SL 78 F SL 79 B FF 86 4-2 9 1B 1-2 2-3 BB			3 0 0 0 1 1 2						
9 Wil Myers, R (1, 9) OBP: 0.354, SLG: 0.481		B CU 74 C CH 85 C FF 94 B SI 88 F FF 94 B SL 82 F CH 86 X FF 94 3-2 11 FC5-4 15 BB 29 SF9 1B	B SI 92 B CH 86 B SI 92 C FF 93 S CU 76 3-3 K ③		S SL 87 B SL 88 F FF 93 B FF 93 X SL 88 2-2 G4-3 ③		C SL 79 X SL 79 0-1 1-3 2-H 3-H 1B			4 1 2 2 0 1 2						
15 Delmon Young, R (1, 10) OBP: 0.305, SLG: 0.394		B SI 92 B CH 86 F SI 92 B SI 93 B FF 94 4-1 11 FC5-4 1-2 BB		B CH 83 F FF 92 X FF 92 1-1 11 G6-4-3 1B		C SL 86 T FF 93 B FF 94 S FF 93 1-3 K ①	X SL 78 0-0 L7 ③			3 0 1 0 1 1 2						
11 Yunel Escobar, R (1, 6) OBP: 0.333, SLG: 0.371		C FF 94 B SI 93 B SI 93 X CH 84 2-1 FC5-4 ① 28 1B 1-2f 2-3		D SI 92 B FF 92 F CH 84 B FF 92 S SL 82 X SL 81 3-2 G6-4-3 ①② 1-2f		X FF 93 0-0 F9 ②		C CU 82 F FF 96 B FF 96 B CU 84 B FC 93 B FF 96 4-2 7 G6-4-3 20 BB BB		3 0 0 0 1 0 3						
29 Tim Beckham, R (1, 4) OBP: 0.286, SLG: 0.333 20 Matt Joyce, L (8, PH) OBP: 0.334, SLG: 0.422 (9, 7)		B FF 93 F SI 93 X CH 87 1-1 SF9 ② 3-H	B CU 74 F FF 93 C FF 92 X FF 93 1-2 28 2B 1B		B FF 93 C CU 79 F FF 92 X FF 93 1-2 G5-3 ③		B FF 96 F FF 95 F FF 96 F FF 96 B FC 93 F FF 97 F CU 86 B CH 89 F FF 97 4-2 B FF 96 7 G6-4-3 1-2 BB			2 1 1 1 0 0 0 0 0 0 0 1 0 0						
28 José Molina, R (1, 2) OBP: 0.303, SLG: 0.319 7 David DeJesus, L (7, PH) OBP: 0.330, SLG: 0.392 (8, 8)		B FF 94 B FF 93 F FF 93 X FF 94 2-1 1-2 1B	F FF 93 1 SAFE 1 SAFE B FF 91 X FF 90 1-1 1-H 2B				B CU 78 X SL 87 1-0 G3 ① C CU 78 B CH 84 B SL 86 S FF 91 B FF 92 B FF 92 4-2 3 BB 18 1B 9 1B BB	C FF 95 X FC 92 0-1 G6-4-3 ①② 1-2f 2-3		2 0 2 1 0 0 0 2 0 0 0 0 0 2						
5 Sam Fuld, L (1, 8) OBP: 0.265, SLG: 0.265 59 Jose Lobaton, S (7, PH) OBP: 0.331, SLG: 0.405 (8, 2)		C SL 83 X FF 93 0-1 F7 ③	B SI 92 B SI 92 X FF 92 2-0 P4 ③					X FC 94 0-0 G6-3 ③		2 0 0 0 0 0 3 1 1 0 0 1 0 1						

Inning Stats	1	2	3	4	5	6	7	8	9
	R: 0 H: 0 E: 0 LOB: 0 K: 1 BB: 0 S: 10 P: 15	R: 1 H: 2 E: 0 LOB: 2 K: 0 BB: 1 S: 14 P: 26	R: 0 H: 0 E: 0 LOB: 1 K: 2 BB: 1 S: 10 P: 19	R: 1 H: 3 E: 0 LOB: 1 K: 0 BB: 0 S: 11 P: 19	R: 0 H: 1 E: 0 LOB: 1 K: 1 BB: 0 S: 8 P: 11	R: 0 H: 0 E: 0 LOB: 0 K: 1 BB: 0 S: 7 P: 9	R: 2 H: 2 E: 0 LOB: 2 K: 1 BB: 2 S: 16 P: 28	R: 0 H: 0 E: 0 LOB: 1 K: 0 BB: 2 S: 11 P: 19	R: 1 H: 1 E: 0 LOB: 0 K: 0 BB: 0 S: 2 P: 2

1B: 6	SF: 1	WP: 0	PA: 37
2B: 2	SAC: 0	PB: 0	
3B: 0	DP: 2	SB: 0	
HR: 1	HBP: 0	CS: 0	

	AB	30
	R	5
	H	9
	RBI	5
	BB	6
	SO	6
	LOB	18

livebaseballscorecards.com

PITCHER	IP	WLS	BF	H	R	ER	SO	BB	IBB	HBP	BLK	WP	HR	S	P	ERA	WHIP
16 Wei-Yin Chen, L (1, 1) ERA: 4.03	4.1		20	6	2	2	4	2	0	0	0	0	0	49	83	4.15	1.846
60 Josh Stinson, R (5, 1) ERA: 3.0	1.2		5	0	0	0	1	0	0	0	0	0	0	11	16	0.00	0.000
17 Brian Matusz, L (7, 1) ERA: 3.55	0.2	H	4	1	2	2	1	1	0	0	0	0	0	9	17	27.00	3.000
56 Darren O'Day, R (7, 1) ERA: 2.19	0.1	B	3	1	0	0	0	1	0	0	0	0	0	7	11	0.00	6.000
29 Tommy Hunter, R (8, 1) ERA: 2.74	1.0	L	5	1	1	1	0	2	0	0	0	0	1	13	21	9.00	3.000

PITCHER	IP	WLS	BF	H	R	ER	SO	BB	IBB	HBP	BLK	WP	HR	S	P	ERA	WHIP

Batter	1	2	3	4	5	6	7	8	9	AB	R	H	RBI	BB	SO	LOB
20 Matt Joyce, L (1, 10) OBP: 0.334, SLG: 0.429	F SI 91 B SL 83 X SL 82 1-1 HR		S FS 85 B FF 92 C SI 92 B FS 88 C FS 87 2-3 ① K		X SI 92 0-0 ③ P5		S SL 85 F SL 86 F SI 93 F SL 87 S SL 86 0-3 ② K		C SL 83 F SL 83 B FF 92 B SL 83 X SL 83 2-2 7 WP 7 2B 1-H 2B	3	1	1	1	0	1	0
15 Delmon Young, R (7, PH) OBP: 0.307, SLG: 0.397 (7, 10)										2	1	1	1	0	1	0
9 Wil Myers, R (1, 9) OBP: 0.354, SLG: 0.478	X SI 92 0-0 7 2B 1B		S FS 85 F SI 92 B SL 85 B SL 85 F SL 84 X SL 85 2-2 ② G6-3			S FS 82 B SI 91 F SI 91 B SI 91 B SL 84 B SL 84 4-2 3 2B 21 2B BB	B CU 80 B FF 94 C SL 84 F SL 88 C FF 95 2-3 ③ K		F SL 82 T FF 92 B SL 84 C FF 92 1-3 ② K	4	2	1	0	1	2	1
7 David DeJesus, L (1, 7) OBP: 0.331, SLG: 0.398	L SI 90 D SI 92 1 SAFE X SI 92 1-1 3 SF9 1-H 2B		X SI 92 0-0 ③ L3			B SL 81 C FS 86 1 SAFE B SI 92 B SI 91 X SI 90 3-1 ① F8		C SI 92 C CH 84 X CU 79 0-2 ① F9	B FF 92 C SL 82 C FF 93 D SL 85 X SL 83 2-2 2-H 2B	5	1	2	2	0	0	1
3 Evan Longoria, R (1, 5) OBP: 0.340, SLG: 0.484	B SL 85 B SL 85 S SL 84 X SI 92 2-1 SF9 ① 3-H			C CU 77 B SI 92 X SI 92 1-1 E5 18 G4-3		C SL 83 B SL 84 B SI 92 X SL 84 2-1 21 2B 1-3 2B		B CU 80 B FF 93 C SL 86 X FF 94 2-1 18 1B 1B	B FF 94 B FF 92 F FF 95 B FF 95 X FF 95 3-1 ③ F8	4	1	2	1	0	0	1
18 Ben Zobrist, S (1, 4) OBP: 0.354, SLG: 0.398 (5, 6)	C SI 92 C FS 87 B FF 92 B SL 85 S SI 88 2-3 ② K			D FS 86 D FS 86 B SI 92 C SI 91 X SI 91 3-1 ① G4-3 2-3		I IN 71 I IN 73 I IN 74 I IN 74 4-0 21 2B IBB		X SL 85 0-0 1-2 1B		3	0	1	0	1	1	1
21 James Loney, L (1, 3) OBP: 0.344, SLG: 0.424	C SI 93 C FS 87 B FS 86 T SI 93 1-2 ③ K			B FS 85 X SI 92 1-0 ② G5-3		B SL 85 B SI 93 B SI 92 C SI 92 F SI 92 X SI 91 3-2 1-3 2-H 3-H 2B		C SI 92 B CH 85 X CH 84 1-1 ② F7		4	0	1	2	0	1	3
59 Jose Lobaton, S (1, 2) OBP: 0.329, SLG: 0.402		B CU 75 B FS 85 C SI 92 B SI 92 X SI 92 3-1 ① F8		B FS 86 B FS 86 S FS 87 X FS 86 2-1 ③ F7		B SL 83 B SL 84 B SI 92 C SI 91 S SL 83 S SL 84 3-3 ② K		S SL 87 B SL 88 B FF 94 S FC 94 F FF 94 B SL 87 C SL 87 3-3 ③ K		2	0	0	0	0	0	1
28 José Molina, R (6, PH) OBP: 0.301, SLG: 0.316 (6, 2)										2	0	0	0	0	2	4
5 Sam Fuld, L (1, 8) OBP: 0.265, SLG: 0.260		F SI 93 B FS 86 X SI 92 1-1 ② G5-3			C SL 83 C FF 91 X FS 87 0-2 ① G3	C SL 80 F FF 95 F FF 95 F SL 81 S SL 81 0-3 ③ K			S SL 79 S SL 81 B SL 79 F SL 83 F SL 82 B FF 92 B SL 80 B FF 91 4-2 15 2B BB	3	1	0	0	1	1	2
11 Yunel Escobar, R (1, 6) OBP: 0.333, SLG: 0.370		B SI 92 C SI 91 S FS 84 F FS 87 F SL 85 S SL 85 1-3 ③ K			C SL 82 B FS 86 B FS 86 X SI 92 2-1 ② F8		B SI 92 B SL 83 S SI 91 X SL 85 2-1 ① F8		C FF 92 D SL 83 S SL 82 B FF 91 F FF 92 B SL 84 T SL 82 3-2 ① K	1	0	0	0	0	1	0
2 Kelly Johnson, L (5, PH) OBP: 0.306, SLG: 0.412 (5, 4)										3	0	0	0	0	1	1

| Inning Stats | | | | | | | | | |

BOTTOM

Tampa Bay Rays @ New York Yankees

Yankee Stadium, Bronx, NY

Tue Sep 24 2013, 7:09 PM - 10:42 PM EDT

Att. 43,407 - Clear - 69 F

livebaseballscorecards.com

Batter	1	2	3	4	5	6	7	8	9	AB	R	H	RBI	BB	SO	LOB
31 Ichiro Suzuki, L (1, 8) OBP: 0.296, SLG: 0.342 66 John Ryan Murphy, R (7, 2) OBP: 0.214, SLG: 0.154	C FF 90 X FF 92 0-1 ① P3		B FF 90 S FF 91 B FF 93 F FF 91 B FF 93 X FF 94 3-2 24 F8 13 BB 1B	F FF 91 X FF 90 0-1 ② FC3-6 1-2f 2-3		B CH 83 F FC 86 F CU 75 F CU 79 F FC 86 X CU 79 1-2 ③ G4-3		B FF 91 F FF 91 B FF 92 F FF 92 B FF 91 T FF 91 3-2 ① K	4 0 1 0 0 0 2 1 0 0 0 0 1 1					
13 Alex Rodriguez, R (1, 10) OBP: 0.354, SLG: 0.431	C FF 92 B FF 93 S CH 84 B FF 92 B KC 81 B FF 93 4-2 24 FC4-6 BB		S CH 81 B CH 84 B CH 83 F FF 92 1 SAFE B FF 91 B FF 91 4-2 12 BB 1-2 BB	X FF 90 0-0 ③ F8			C FF 91 B FF 91 X FF 91 1-1 ① F8		X FF 91 0-0 ② ③ G5-4-3 1-2f	3 0 0 0 2 0 3						
24 Robinson Canó, L (1, 4) OBP: 0.383, SLG: 0.517	F F CH 83 X KC 81 0-2 ② FC4-6 12 WP 1-2f		B FF 91 F FF 92 X KC 79 1-1 ① F8 2-3		X FF 91 0-0 ① P5		B CH 87 B FF 91 S FF 92 F SI 93 B FF 93 X FF 93 3-2 2B			4 0 1 0 0 0 3						
12 Alfonso Soriano, R (1, 7) OBP: 0.301, SLG: 0.494	B FF 92 C KC 80 B CH 84 B CH 81 S FF 93 B FF 94 4-2 1-2 BB		B FF 89 D CH 81 B FF 90 B FF 92 4-0 26 FC5-4 1-2 BB		C FF 90 S FF 90 B FF 92 X KC 80 1-2 26 1B 1B		B FF 90 S SL 86 F FF 91 S FF 91 1-3 ② K			2 0 1 0 2 1 1						
39 Mark Reynolds, R (1, 3) OBP: 0.306, SLG: 0.390 55 Lyle Overbay, L (7, PH) OBP: 0.295, SLG: 0.396 (8, 3)	B KC 80 C FF 92 S FF 92 S KC 82 1-3 ③ K		S KC 79 C FF 90 X FF 90 0-2 ② F9		D KC 79 X FF 91 1-0 ② F8		C FF 92 B CH 86 F FF 93 T FF 93 1-2 ③ K			3 0 0 0 0 1 6 1 0 0 0 0 1 1						
26 Eduardo Núñez, R (1, 5) OBP: 0.308, SLG: 0.357		C FF 90 X KC 79 0-1 ① G4-3	B FF 90 C FF 90 F CH 83 F FF 92 X FF 90 1-2 ③ FC5-4 1-2f		X FF 90 0-0 1-2 1B			C FF 91 F FF 89 F FF 90 X FF 92 0-2 ① P5		4 0 1 0 0 0 3						
22 Vernon Wells, R (1, 9) OBP: 0.286, SLG: 0.357		B FF 88 X FF 91 1-0 ② L8		C FF 90 F CH 83 F FF 91 F KC 80 B CH 83 S KC 80 1-3 K 31 FC3-6 19 BB	B FF 91 B CH 80 B FF 91 C FF 91 C FF 91 F FF 91 X FF 91 3-2 ③ F7			C FF 91 B CU 71 B SL 84 X SL 84 2-1 ② G4-3		4 0 0 0 0 1 2						
35 Brendan Ryan, R (1, 6) OBP: 0.261, SLG: 0.280		B FF 93 B FF 89 B FF 91 C FF 90 B FF 91 4-1 19 WP BB		B FF 90 B FF 89 C FF 90 C CH 82 B KC 78 S FF 90 3-3 ① K		B SI 88 C FC 86 L FC 86 B CU 79 F FC 86 C CU 78 2-3 ① K		T FF 92 X FF 90 0-1 ③ L9		3 0 0 0 1 2 1						
19 Chris Stewart, R (1, 2) OBP: 0.294, SLG: 0.273 14 Curtis Granderson, L (6, PH) OBP: 0.323, SLG: 0.420 (7, 8)		C FF 91 C KC 80 B KC 82 B CH 83 F FF 93 B FF 92 C FF 91 3-3 ③ K 1-2	B FF 90 F FF 88 C CH 83 F KC 78 F FF 90 D KC 78 F FF 90 F FF 92 F KC 77 4-2 F CH 80 B CH 81 F FF 90 B FF 91 31 FC3-6 1-2 BB		F FC 87 B CU 77 B FC 85 B CH 81 X FC 86 3-1 ② F8			S SI 90 C FF 91 B FC 86 B SI 90 B SL 86 B FF 91 4-2 13 G5-4-3 BB	1 0 0 0 1 1 1 1 0 0 0 1 0 0						
Inning Stats	R: 0 E: 0 K: 1 S: 12 H: 0 LOB: 2 BB: 2 P: 21	R: 0 E: 0 K: 1 S: 8 H: 0 LOB: 1 BB: 1 P: 16	R: 0 E: 0 K: 0 S: 14 H: 1 LOB: 3 BB: 2 P: 27	R: 0 E: 0 K: 2 S: 20 H: 0 LOB: 2 BB: 1 P: 28	R: 0 E: 0 K: 0 S: 10 H: 2 LOB: 2 BB: 0 P: 15	R: 0 E: 0 K: 1 S: 11 H: 0 LOB: 0 BB: 0 P: 17	R: 0 E: 0 K: 2 S: 11 H: 1 LOB: 1 BB: 0 P: 17	R: 0 E: 0 K: 0 S: 8 H: 0 LOB: 0 BB: 0 P: 10	R: 0 E: 0 K: 1 S: 6 H: 0 LOB: 0 BB: 1 P: 13	1B: 3 2B: 1 3B: 0 HR: 0 SF: 0 SAC: 0 DP: 1 HBP: 0						

	AB	31
	R	0
	H	4
	RBI	0
	BB	7
	SO	8
	LOB	24

WP: 3 PA: 38
PB: 0
SB: 0
CS: 0

PITCHER		IP	WLS	BF	H	R	ER	SO	BB	IBB	HBP	BLK	WP	HR	S	P	ERA	WHIP
55 Matt Moore, L ERA: 3.23	(1, 1)	5.0	W	25	3	0	0	4	6	0	0	0	3	0	64	107	0.00	1.800
35 Jamey Wright, R ERA: 2.73	(6, 1)	1.0		3	0	0	0	1	0	0	0	0	0	0	11	17	0.00	0.000
23 Jake Odorizzi, R ERA: 3.94	(7, 1)	3.0	S	10	1	0	0	3	1	0	0	0	0	0	25	40	0.00	0.667

PITCHER	IP	WLS	BF	H	R	ER	SO	BB	IBB	HBP	BLK	WP	HR	S	P	ERA	WHIP

Batter	1	2	3	4	5	6	7	8	9	AB	R	H	RBI	BB	SO	LOB
18 Ben Zobrist, S (1, 6) OBP: 0.353, SLG: 0.396	B FF 92 X FF 92 1-0 ① F9	C KC 76 X FF 92 0-1 ② F7 2-3		B FF 90 B CH 82 S FF 90 F CH 82 X FF 92 2-2 ① F7		F CH 82 B FC 87 X CH 81 1-1 9 FC6-4 1B		C KC 79 C FC 90 X KC 80 0-2 ① G3		5	0	1	0	0	0	2
9 Wil Myers, R (1, 9) OBP: 0.352, SLG: 0.476	C FF 92 X FF 92 0-1 21 2B 2B	S SL 81 B FF 92 X FF 91 1-1 ③ F9		C FF 90 C CH 82 B FC 86 B CH 83 C FF 93 2-3 ② K		X CH 81 0-0 ② FC6-4 21 1B 1-2f 3 HR		B FC 92 X KC 80 1-0 ② G6-3		5	2	1	0	0	1	3
21 James Loney, L (1, 3) OBP: 0.348, SLG: 0.430	C KC 75 X FF 93 0-1 2-H 2B		B FC 92 B SL 78 F FF 91 X SL 79 2-1 3 1B 7 1B 2B	B FF 92 B FF 91 F FF 93 B FF 92 4-0 3 PB BB		F FC 87 F FF 91 1 SAFE B FC 87 D FC 87 X FF 91 2-2 3 HR 1B 1-2		C FC 92 F KC 80 B FC 92 C FC 91 1-3 ③ K		4	2	3	1	1	1	0
3 Evan Longoria, R (1, 5) OBP: 0.342, SLG: 0.495	C KC 76 B FF 92 X SL 81 1-1 E6		C FF 92 X FF 92 0-1 15 1B 20 SF8 7 1B 1B 2-3	C CH 83 B FF 92 F FF 91 B CH 82 S FC 87 2-3 ③ K 1-2		B FF 91 F CH 83 F FF 91 X FF 92 1-2 HR 1-H 2-H			C SL 83 B SI 90 X FF 91 1-1 HR	5	3	3	4	0	1	2
7 David DeJesus, L (1, 8) OBP: 0.334, SLG: 0.411 (7, 7)	C FF 92 S FF 92 C SL 80 0-3 ② K		F FF 91 X FF 91 0-1 15 1B 1B 1-2 3-H		B SL 80 X FF 91 1-0 15 WP 2B	X FF 90 0-0 HR			B SI 92 S CH 87 B FF 91 X CH 86 2-1 ① F8	5	1	3	2	0	1	2
15 Delmon Young, R (1, 10) OBP: 0.305, SLG: 0.394	S KC 75 B FF 91 S SL 79 X SL 80 1-2 ③ F7		B FF 92 S SL 81 B FF 90 X SL 80 2-1 2 FC6 1B 1-2 2-3		F FF 90 F FC 87 B FF 90 B CH 82 F FC 87 X FF 91 2-2 ① G1-5-3 2-3	C CU 71 X SI 85 0-1 ③ G6-3			S SL 84 F SI 91 X SL 85 0-2 ② F8	5	0	1	0	0	0	3
20 Matt Joyce, L (1, 7) OBP: 0.334, SLG: 0.429 8 Desmond Jennings, R (7, PH) OBP: 0.333, SLG: 0.415 5 Sam Fuld, L (7, PR) OBP: 0.268, SLG: 0.265 (7, 8)		B KC 74 C KC 75 B FF 92 B CH 85 S FF 92 F FF 94 X SL 81 3-2 18 E 2 BB 1B	C FC 85 X FF 91 0-1 ① SF8 3-H	C FC 86 X FC 87 0-1 ② L4		X SI 91 0-0 28 G4-6-3 1B		B SI 91 X SI 90 1-0 1B	2 0 1 1 0 0 1 1 0 1 0 0 0 0 1 0 1 0 0 0 0						
28 José Molina, R (1, 2) OBP: 0.296, SLG: 0.310		C FF 92 B SL 81 C SL 78 S SL 81 1-3 ① K	C CH 83 X FF 92 0-1 ② P3		F FF 90 X CH 84 0-1 ③ L6		F CH 85 S CH 84 B SI 92 F CH 84 F SL 85 X SI 94 1-2 ①② G4-6-3 1-2f		S FF 90 S SL 83 S SL 84 0-3 ③ K	5	0	0	0	0	2	6
2 Kelly Johnson, L (1, 4) OBP: 0.305, SLG: 0.409		C KC 74 B CH 84 C FF 92 B SL 80 B FF 92 B FF 91 4-2 1-2 BB	B SI 91 B FC 86 S FC 86 S FF 92 X FF 92 2-2 ③ FC6 1-2f			C CU 79 B FC 85 X FF 91 1-1 ① F8	B SL 85 C SL 84 C SI 93 B SL 85 C SI 94 2-3 ③ K			3	0	0	0	1	1	3

Inning Stats	1	2	3	4	5	6	7	8	9
	R: 1 E: 1 K: 1 S: 13	H: 2 LOB: 2 BB: 0 P: 16	R: 0 E: 1 K: 1 S: 14	H: 1 LOB: 2 BB: 1 P: 23	R: 2 E: 0 K: 0 S: 15	H: 4 LOB: 2 BB: 0 P: 21	R: 0 E: 0 K: 2 S: 9	H: 0 LOB: 1 BB: 1 P: 19	R: 0 E: 0 K: 0 S: 9	H: 1 LOB: 1 BB: 0 P: 12	R: 4 E: 0 K: 0 S: 14	H: 4 LOB: 0 BB: 0 P: 19	R: 0 E: 0 K: 1 S: 9	H: 1 LOB: 1 BB: 0 P: 12	R: 0 E: 0 K: 1 S: 7	H: 0 LOB: 0 BB: 0 P: 9	R: 1 E: 0 K: 1 S: 11	H: 2 LOB: 1 BB: 0 P: 15

	1B: 8 2B: 4 3B: 0 HR: 3	SF: 1 SAC: 0 DP: 1 HBP: 0	WP: 1 PB: 1 SB: 0 CS: 0	PA: 44

PITCHER		IP	WLS	BF	H	R	ER	SO	BB	IBB	HBP	BLK	WP	HR	S	P	ERA	WHIP
65 Phil Hughes, R ERA: 5.19	(1, 1)	2.0	L	15	7	3	3	2	1	0	0	0	0	0	35	51	13.50	4.000
60 David Huff, L ERA: 6.06	(3, 1)	3.2		17	5	4	4	2	1	0	0	0	1	2	37	57	9.82	1.636
40 Matt Daley, R ERA:	(6, 1)	0.1		1	0	0	0	0	0	0	0	0	0	0	2	2	0.00	0.000
64 Cesar Cabral, L ERA: 2.45	(7, 1)	1.0		3	1	0	0	1	0	0	0	0	0	0	9	12	0.00	1.000
30 David Robertson, R ERA: 2.1	(8, 1)	1.0		3	0	0	0	1	0	0	0	0	0	0	7	9	0.00	0.000

PITCHER		IP	WLS	BF	H	R	ER	SO	BB	IBB	HBP	BLK	WP	HR	S	P	ERA	WHIP
38 Preston Claiborne, R ERA: 4.25	(9, 1)	1.0		5	2	1	1	1	0	0	0	0	0	1	11	15	9.00	2.000

TOP

Tampa Bay Rays @ New York Yankees

Yankee Stadium, Bronx, NY

Wed Sep 25 2013, 7:10 PM - 10:32 PM EDT

Att. 37,260 - Partly Cloudy - 70 F

livebaseballscorecards.com

AB	41
R	8
H	15
RBI	8
BB	2
SO	7
LOB	22

BOTTOM

Tampa Bay Rays @ New York Yankees

Yankee Stadium, Bronx, NY

Wed Sep 25 2013, 7:10 PM - 10:32 PM EDT

Att. 37,260 - Partly Cloudy - 70 F

livebaseballscorecards.com

Batter	1	2	3	4	5	6	7	8	9	AB	R	H	RBI	BB	SO	LOB
26 Eduardo Núñez, R (1, 5) OBP: 0.310, SLG: 0.372	C SI 92 F FC 86 B SI 93 F FF 94 F KC 80 X SI 93 1-2 24 2B 2B		C CH 81 X KC 78 0-1 HR		B SI 91 B CH 82 C KC 84 X CH 82 2-1 ① F8			X SI 91 0-0 ① P2	B FF 92 C FF 92 F FF 93 F FF 94 B CH 85 X CH 84 2-2 ③ G5-3	5	2	2	1	0	0	0
13 Alex Rodriguez, R (1, 10) OBP: 0.348, SLG: 0.423 31 Ichiro Suzuki, L (8, PH) OBP: 0.298, SLG: 0.344 (9, 10)	S CH 84 C FC 88 F FC 88 B FF 93 C FC 88 1-3 ① K		C CH 81 S FF 92 X FF 92 0-2 ① G6-3		C SI 92 B FF 93 B SI 93 C FC 85 C SI 93 2-3 ② K			C SI 90 B FS 83 S FS 82 F FS 82 X SL 82 1-2 22 BB 55 BB 24 1B 1B		3 1	0 1	0 1	0 0	0 0	2 0	1 0
24 Robinson Canó, L (1, 4) OBP: 0.384, SLG: 0.519	C SI 93 B FF 93 C SI 94 F SI 94 F SI 94 X SI 95 1-2 2-H 2B		X SI 93 0-0 ② G3		C SI 92 S CH 83 F SI 94 X SI 94 0-2 ③ G3			C SI 90 X SI 90 0-1 55 BB 22 BB 1-2 1B		4	0	2	1	0	0	0
12 Alfonso Soriano, R (1, 7) OBP: 0.299, SLG: 0.490	C CH 83 B SI 93 S FC 87 B FC 88 F FF 94 F SI 95 S FF 94 2-3 ② K		B CH 82 C FC 86 S CH 83 B FC 86 C SI 92 2-3 ③ K			C SI 91 S FF 90 X SI 92 0-2 ① P3		D FS 82 S FS 82 B SI 91 S FS 82 F SI 92 C SI 92 2-3 ② K		4	0	0	0	0	3	3
22 Vernon Wells, R (1, 9) OBP: 0.286, SLG: 0.355	C FF 94 X SI 94 0-1 ③ F8			B SI 91 B SI 91 F SI 92 X SI 93 2-1 ① P3		C SI 91 F KC 78 B FC 87 B SI 92 F CH 81 F FC 86 S FC 86 2-3 ② K		C SI 92 B SI 92 B SI 91 F FS 83 B SI 93 B SI 93 4-2 55 BB 1-2 2-3 BB		3	0	0	0	1	1	1
39 Mark Reynolds, R (1, 3) OBP: 0.306, SLG: 0.389 55 Lyle Overbay, L (8, PH) OBP: 0.296, SLG: 0.396 (9, 3)		F CH 82 B FC 85 F FC 86 X FF 94 1-2 14 F8 1B		C FC 87 B CH 82 B CH 82 X FC 85 2-1 ② F7		B KC 77 S CH 81 B SI 93 X CH 82 2-1 ③ G6-3		C FF 91 B FF 90 F CU 80 B FF 91 F FF 92 B FS 83 B FF 91 4-2 1-2 2-3 3-H BB		3 0	0 0	1 0	0 1	0 1	0 0	0 0
14 Curtis Granderson, L (1, 8) OBP: 0.321, SLG: 0.416		F SI 92 B KC 80 X FC 86 1-1 ① F8 1-2		C SI 93 S SI 94 B SI 94 F SI 95 B SI 94 X SI 93 2-2 ② 35 1B 1B			B SI 91 C FF 90 F KC 77 F SI 93 F FC 86 C FC 85 1-3 ① K	C FS 82 X CU 80 0-1 ③ G4-3		4	0	1	0	0	1	4
35 Brendan Ryan, R (1, 6) OBP: 0.261, SLG: 0.280		S CH 83 C FC 88 S CH 84 0-3 ② K		S CH 83 B SI 93 X FC 87 1-1 ② 1-3 1B			F SI 91 F FF 92 C SI 93 0-3 ② K		C FF 90 C FF 91 F FF 92 S CH 84 0-3 ① K2-3	4	0	1	0	0	3	1
19 Chris Stewart, R (1, 2) OBP: 0.291, SLG: 0.269		C CH 83 B FC 88 X CH 83 1-1 ③ G3		X FF 94 0-0 ③ B2-3			C CH 81 F FC 86 B SI 93 X KC 80 1-2 ③ L8		C FF 92 X FF 91 0-1 ② F8	4	0	0	0	0	0	3

Inning Stats	1	2	3	4	5	6	7	8	9
	R: 1 E: 0 K: 2 S: 21	R: 0 E: 0 K: 1 S: 10	R: 1 E: 0 K: 1 S: 9	R: 0 E: 0 K: 0 S: 11	R: 0 E: 0 K: 1 S: 9	R: 0 E: 0 K: 1 S: 10	R: 0 E: 0 K: 2 S: 11	R: 1 E: 0 K: 1 S: 18	R: 0 E: 0 K: 1 S: 10
	H: 2 LOB: 1 BB: 0 P: 26	H: 1 LOB: 1 BB: 0 P: 13	H: 1 LOB: 0 BB: 0 P: 11	H: 2 LOB: 2 BB: 0 P: 18	H: 0 LOB: 0 BB: 0 P: 13	H: 0 LOB: 0 BB: 0 P: 14	H: 0 LOB: 0 BB: 0 P: 13	H: 2 LOB: 3 BB: 2 P: 29	H: 0 LOB: 0 BB: 0 P: 12

	AB	35
	R	3
	H	8
	RBI	3
	BB	2
	SO	10
	LOB	13

	1B: 5	SF: 0	WP: 0	PA: 37
	2B: 2	SAC: 0	PB: 0	
	3B: 0	DP: 0	SB: 0	
	HR: 1	HBP: 0	CS: 0	

PITCHER		IP	WLS	BF	H	R	ER	SO	BB	IBB	HBP	BLK	WP	HR	S	P	ERA	WHIP
14 David Price, L ERA: 3.39	(1, 1)	7.0	W	27	6	2	2	8	0	0	0	0	0	1	81	108	2.57	0.857
47 Brandon Gomes, R ERA: 6.38	(8, 1)	0.2		5	2	1	1	1	1	0	0	0	0	0	13	20	13.50	4.500
62 Joel Peralta, R ERA: 3.26	(8, 1)	0.1	H	2	0	0	0	0	1	0	0	0	0	0	5	9	0.00	3.000
54 Alex Torres, L ERA: 1.43	(9, 1)	1.0		3	0	0	0	1	0	0	0	0	0	0	10	12	0.00	0.000

PITCHER	IP	WLS	BF	H	R	ER	SO	BB	IBB	HBP	BLK	WP	HR	S	P	ERA	WHIP

Tampa Bay Rays @ New York Yankees

Yankee Stadium, Bronx, NY

Thu Sep 26 2013, 7:10 PM - 10:12 PM EDT

Att. 48,675 - Partly Cloudy - 66 F

livebaseballscorecards.com

Batter	1	2	3	4	5	6	7	8	9	AB	R	H	RBI	BB	SO	LOB
18 Ben Zobrist, S (1, 6) (7, 4) OBP: 0.353, SLG: 0.396	B FF 90 C FF 90 F SI 91 F CU 79 B CU 80 F SI 90 X SI 93 2-2 9 G6-4-3 1B		C CU 79 X SI 92 0-1 ③ G1-3		X SI 90 0-0 ② G4-3		C CU 79 S CU 81 B CU 80 F FF 93 B CU 80 2-2 ③ CS 1-2	C FF 94 B KC 80 X FF 94 1-1 21 2B 3 1B 1B	C SI 84 C CU 74 S FF 86 0-3 ③ K	5	1	2	0	0	1	0
9 Wil Myers, R (1, 9) OBP: 0.351, SLG: 0.474	F CU 77 1 SAFE B SI 90 F FF 92 B CU 81 X FF 94 2-2 ① ② G6-4-3 1-2f			B CU 78 F SI 91 X SI 92 1-1 21 BB 3 1B 1B	B FF 92 B CU 79 C FF 92 F FF 94 F FF 95 F CU 81 C CU 81 2-3 ③ K			C KC 81 F FF 96 F KC 82 B KC 82 B KC 83 F FF 97 F FF 97 B KC 82 S FF 96 3-3 ① K		4	1	1	0	0	2	2
21 James Loney, L (1, 3) OBP: 0.352, SLG: 0.436	F FF 92 B FF 92 B SI 91 X SI 92 2-1 1B			D SI 91 D CU 79 B SI 93 F FF 92 B SI 92 4-1 7 FC1-5 3 1B 1-2 BB		C CU 77 B CH 85 B CU 78 X SI 92 2-1 3 G6-4-3 1B		C FF 96 C FF 97 X KC 81 0-2 3 1B 1-3 2B		3	1	3	0	1	0	0
3 Evan Longoria, R (1, 5) OBP: 0.343, SLG: 0.495	C FF 92 C CU 79 S CU 81 0-3 ③ K			C SI 92 X CU 80 0-1 15 HBP 7 FC1-5 1-2 2-H 1B		B FF 91 B FF 92 F FF 91 B FF 92 X FF 91 3-1 ① ② G6-4-3 1-2f		B KC 81 C KC 82 D KC 81 B FF 96 X FF 97 3-1 7 BB 2-H 3-H 1B		4	0	2	3	0	1	2
7 David DeJesus, L (1, 8) (7, 7) OBP: 0.333, SLG: 0.408		C FF 90 L SI 90 X FF 94 0-2 ① G4-3		X SI 92 0-0 ① FC1-5 15 HBP 1-2 2-3f		B FF 92 F CH 84 B FF 92 X FF 91 2-1 ③ F8		B FF 95 B FF 95 B FF 95 B FF 95 4-0 1-2 BB		3	0	0	0	1	0	2
15 Delmon Young, R (1, 10) OBP: 0.310, SLG: 0.406		B CU 78 F SI 91 B SI 92 S CU 80 X CU 80 2-2 20 G4-6-3 1B		S CU 80 S CU 81 D CU 83 F CU 82 H SI 93 2-2 1-2 2-3 HBP			B FF 91 X FF 91 1-0 HR	X FF 91 0-0 ② L7		3	1	2	1	0	0	2
20 Matt Joyce, L (1, 7) OBP: 0.332, SLG: 0.426 5 Sam Fuld, L (7, 8) OBP: 0.267, SLG: 0.263		B SI 91 S SI 91 C CU 78 1 SAFE X SI 92 1-2 ② ③ G4-6-3 1-2f		B SI 94 B SI 93 X FF 94 2-0 ② F6			B SI 89 X SI 91 1-0 ① L8	B FC 90 B FC 91 B FC 90 C FC 90 X FC 91 3-1 ③ G1-3		3 1	0 0	0 0	0 0	0 0	0 0	4 2
59 Jose Lobaton, S (1, 2) OBP: 0.325, SLG: 0.396			C SI 89 C FF 92 B CU 81 S CU 80 1-3 ① K S CU 79 X SI 94 0-1 ③ L8				B SI 91 C CH 84 C CH 83 B CU 79 F CU 79 C FF 94 2-3 ② K		B FC 90 C FC 89 B FC 90 C FC 90 X FC 91 2-2 ① G1-3	4	0	0	0	0	2	3
1 Sean Rodríguez, R (1, 4) OBP: 0.324, SLG: 0.395 30 Luke Scott, L (7, PH) OBP: 0.328, SLG: 0.417 11 Yunel Escobar, R (7, 6) OBP: 0.332, SLG: 0.369			B CU 77 S FF 92 L SI 92 C CU 79 1-3 ② K		C CU 77 S CU 78 B CU 80 X FF 92 1-2 ① G3-1		B CU 80 S SI 91 X SI 92 1-1 18 CS 1B		B FC 89 X FC 89 1-0 ② P4	2 1 1	0 0 0	0 1 0	0 0 0	0 0 0	1 0 0	0 0 0
Inning Stats	R: 0 E: 0 K: 1 S: 13 H: 2 LOB: 1 BB: 0 P: 19	R: 0 E: 0 K: 0 S: 9 H: 1 LOB: 0 BB: 0 P: 12	R: 0 E: 0 K: 2 S: 8 H: 0 LOB: 0 BB: 0 P: 10	R: 1 E: 0 K: 0 S: 12 H: 2 LOB: 3 BB: 1 P: 21	R: 0 E: 0 K: 1 S: 9 H: 0 LOB: 0 BB: 0 P: 12	R: 0 E: 0 K: 0 S: 6 H: 1 LOB: 0 BB: 0 P: 13	R: 1 E: 0 K: 1 S: 11 H: 2 LOB: 0 BB: 0 P: 18	R: 2 E: 0 K: 1 S: 16 H: 3 LOB: 2 BB: 1 P: 30	R: 0 E: 0 K: 1 S: 7 H: 0 LOB: 0 BB: 0 P: 10	1B: 9 2B: 1 3B: 0 HR: 1 SF: 0 SAC: 0 DP: 3 HBP: 1						

	AB	34
	R	4
	H	11
	RBI	4
	BB	2
	SO	7
	LOB	17

WP: 0 PB: 0 SB: 0 CS: 1 PA: 38

PITCHER		IP	WLS	BF	H	R	ER	SO	BB	IBB	HBP	BLK	WP	HR	S	P	ERA	WHIP
47 Iván Nova, R ERA: 3.1	(1, 1)	7.0	L	27	8	2	2	5	1	0	1	0	0	1	68	105	2.57	1.286
61 Dellin Betances, R ERA: 20.25	(8, 1)	0.1		5	3	2	2	1	1	0	0	0	0	0	13	24	54.00	12.000
42 Mariano Rivera, R ERA: 2.11	(8, 1)	1.1		4	0	0	0	0	0	0	0	0	0	0	7	13	0.00	0.000
40 Matt Daley, R ERA:	(9, 1)	0.1		1	0	0	0	1	0	0	0	0	0	0	3	3	0.00	0.000

PITCHER		IP	WLS	BF	H	R	ER	SO	BB	IBB	HBP	BLK	WP	HR	S	P	ERA	WHIP

Batter	1	2	3	4	5	6	7	8	9	AB	R	H	RBI	BB	SO	LOB
31 Ichiro Suzuki, L (1, 9) OBP: 0.295, SLG: 0.341	B SI 92 X SI 91 1-0 ① P4		B KC 79 X SI 91 1-0 ③ G6-3			C KC 80 X KC 80 0-1 ③ G6-3			C FF 95 B FF 94 B FF 95 F FF 96 S FF 96 2-3 ① K	4	0	0	0	0	1	0
26 Eduardo Núñez, R (1, 5) (9, 6) OBP: 0.309, SLG: 0.370	C FF 91 X SI 91 0-1 24 G4-6-3 1B			C FF 91 B CH 86 F CH 85 F SI 91 B KC 82 F CH 85 X SI 93 2-2 ① P3			C KC 80 F KC 81 X SI 92 0-2 ① G4-3		F FF 95 B SL 84 F FF 97 X FF 96 1-2 ② L8	4	0	1	0	0	0	0
24 Robinson Canó, L (1, 4) OBP: 0.383, SLG: 0.516	B CH 86 1 SAFE S KC 78 D KC 80 1 SAFE B CH 86 X FF 92 3-1 ② ③ G4-6-3 1-2f			C SI 92 F KC 80 X KC 79 0-2 ② G1-3			B CH 87 B KC 80 F CH 86 C FF 93 B KC 82 B KC 82 4-2 12 G4-3 BB		X FF 96 0-0 ③ L7	3	0	0	0	1	0	1
12 Alfonso Soriano, R (1, 10) OBP: 0.298, SLG: 0.488		B SI 90 B KC 78 S SI 91 S CH 86 S CH 87 2-3 ① K		C KC 80 B CH 86 F SI 91 B SI 92 S CH 88 2-3 ③ K			S KC 80 X SI 92 0-1 ② ③ G4-3 1-2f			3	0	0	0	0	2	1
14 Curtis Granderson, L (1, 8) OBP: 0.326, SLG: 0.422		B KC 80 C KC 79 F CH 86 B CH 88 B CH 87 F CH 86 B FF 92 4-2 55 G4-3 55 S BB			F FF 91 S KC 80 S SI 92 0-3 ① K			F KC 79 X CH 85 0-1 55 1B 2B		2	0	1	0	1	1	0
55 Lyle Overbay, L (1, 3) OBP: 0.297, SLG: 0.396		B FF 91 B KC 79 F KC 80 X CH 85 2-1 ② G4-3 1-3			B SI 93 F CH 84 B SI 92 F KC 79 F FF 92 S CH 87 2-3 ② K			B SI 92 B KC 79 B SI 92 C SI 91 C CH 87 X CH 88 3-2 66 S 2-3 1B		3	0	1	0	0	1	1
63 Zoilo Almonte, S (1, 7) OBP: 0.293, SLG: 0.326		F SI 92 B KC 81 D KC 81 B CH 86 F SI 93 X CH 86 3-2 ③ G4-3			X KC 80 0-0 ③ G4-3			B CU 78 B FF 90 C FF 90 F FF 90 F FF 91 S FS 82 2-3 ① K		3	0	0	0	0	1	3
35 Brendan Ryan, R (1, 6) OBP: 0.259, SLG: 0.278 22 Vernon Wells, R (8, PH) OBP: 0.285, SLG: 0.354 39 Mark Reynolds, R (9, 5) OBP: 0.306, SLG: 0.389			C FF 90 C KC 80 F CH 87 B KC 80 B CH 86 X CH 85 2-2 ① P2			C KC 80 B SI 92 X FF 91 1-1 ① L7		B FS 80 F CU 78 D FS 80 F FF 91 B FF 91 S FF 91 3-3 ② K		2	0	0	0	0	0	0
										1	0	0	0	0	1	2
										0	0	0	0	0	0	0
66 John Ryan Murphy, R (1, 2) OBP: 0.176, SLG: 0.125			B SI 92 F SI 92 B KC 80 C SI 92 X CH 87 2-2 ② P2			C KC 80 B KC 81 X FF 92 1-1 ② F9		C CU 79 B FS 82 B FF 91 X FF 91 2-1 ③ F8 1-2		3	0	0	0	0	0	2
Inning Stats	R: 0 H: 1 E: 0 LOB: 0 K: 0 BB: 0 S: 5 P: 9	R: 0 H: 0 E: 0 LOB: 1 K: 1 BB: 1 S: 11 P: 22	R: 0 H: 0 E: 0 LOB: 0 K: 0 BB: 0 S: 8 P: 13	R: 0 H: 0 E: 0 LOB: 0 K: 1 BB: 0 S: 11 P: 15	R: 0 H: 0 E: 0 LOB: 0 K: 2 BB: 0 S: 8 P: 10	R: 0 H: 0 E: 0 LOB: 0 K: 0 BB: 0 S: 6 P: 8	R: 0 H: 0 E: 0 LOB: 0 K: 0 BB: 1 S: 7 P: 11	R: 0 H: 2 E: 0 LOB: 2 K: 2 BB: 0 S: 14 P: 24	R: 0 H: 0 E: 0 LOB: 0 K: 1 BB: 0 S: 7 P: 10	1B: 2 SF: 0 2B: 1 SAC: 0 3B: 0 DP: 2 HR: 0 HBP: 0						

PITCHER		IP	WLS	BF	H	R	ER	SO	BB	IBB	HBP	BLK	WP	HR	S	P	ERA	WHIP
53 Alex Cobb, R ERA: 2.76	(1, 1)	7.0	W	24	3	0	0	4	2	0	0	0	0	0	61	96	0.00	0.714
62 Joel Peralta, R ERA: 3.21	(8, 1)	1.0	H	3	0	0	0	2	0	0	0	0	0	0	9	16	0.00	0.000
57 Jake McGee, L ERA: 3.94	(9, 1)	1.0		3	0	0	0	1	0	0	0	0	0	0	7	10	0.00	0.000

PITCHER	IP	WLS	BF	H	R	ER	SO	BB	IBB	HBP	BLK	WP	HR	S	P	ERA	WHIP

BOTTOM

Tampa Bay Rays @ New York Yankees

Yankee Stadium, Bronx, NY

Thu Sep 26 2013, 7:10 PM - 10:12 PM EDT

Att. 48,675 - Partly Cloudy - 66 F

livebaseballscorecards.com

AB	28
R	0
H	3
RBI	0
BB	2
SO	7
LOB	10

Batter	1	2	3	4	5	6	7	8	9	AB	R	H	RBI	BB	SO	LOB
20 Matt Joyce, L (1, 9) (8, 7) OBP: 0.329, SLG: 0.422	F KN 75 F KN 79 F KN 79 X KN 79 0-2 ① G4-3		1 SAFE B KN 77 1 SAFE F KN 78 F KN 78 X KN 80 1-2 ①② G4-6-3 1-2f			F KN 76 X KN 79 0-1 ① L9		X KN 78 0-0 ① G3 1-2 2-3		4	0	0	0	0	0	3
18 Ben Zobrist, S (1, 6) OBP: 0.357, SLG: 0.404	B FF 84 B KN 76 B FF 84 X FF 84 3-0 HR		X KN 80 0-0 1B			B EP 66 C FF 84 X KN 73 1-1 1B		B KN 78 B KN 79 B KN 71 B KN 76 4-0 21 G4-6-3 BB		3	1	3	1	1	0	0
21 James Loney, L (1, 3) OBP: 0.350, SLG: 0.432	B KN 78 C KN 79 B KN 80 X KN 78 2-1 ② G4-3		S KN 79 X KN 80 0-1 ③ F7			C KN 79 X KN 79 0-1 ② F7		X FF 95 0-0 ②③ G4-6-3 1-2f		4	0	0	0	0	0	5
3 Evan Longoria, R (1, 5) OBP: 0.343, SLG: 0.493	F KN 79 X KN 79 0-1 ③ F8			B KN 77 B KN 77 C KN 75 F KN 76 B KN 80 X KN 79 3-2 ① G6-3		B KN 79 C KN 80 B KN 80 F KN 77 B KN 80 C KN 79 3-3 ③ K			S FF 94 B FF 95 X FF 95 1-1 2 2B 1B	4	1	1	0	0	1	1
7 David DeJesus, L (1, 7) (8, 8) OBP: 0.330, SLG: 0.404		B KN 78 X FF 83 1-0 ① G4-3		C KN 74 F KN 80 B KN 70 B KN 80 S KN 81 2-3 ② K			C KN 78 X KN 80 0-2 ① G4-3		C FF 96 B CH 87 F FF 96 S SL 88 1-3 ① K	4	0	0	0	0	2	1
15 Delmon Young, R (1, 10) OBP: 0.309, SLG: 0.414		B KN 77 B KN 77 F KN 77 X KN 78 2-1 HR		F EP 64 S FF 82 B KN 81 S FF 81 1-3 ③ K			X KN 79 0-0 ② G6-3		C SL 87 S SL 87 S SL 88 0-3 ② K	4	1	1	1	0	2	1
2 Kelly Johnson, L (1, 4) OBP: 0.305, SLG: 0.410		C KN 78 B KN 80 C KN 79 X KN 70 1-2 ② F7			B KN 78 C KN 77 B KN 80 F KN 77 F KN 80 X FF 80 2-2 ① F8		C KN 79 F KN 80 X FF 83 0-2 ③ P5		X FF 96 0-0 1-H 2B	4	0	1	1	0	0	0
59 Jose Lobaton, S (1, 2) OBP: 0.321, SLG: 0.392 30 Luke Scott, L (9, PH) OBP: 0.326, SLG: 0.415		B KN 80 F KN 79 B FF 80 X KN 79 2-1 ③ G1-3			B KN 74 B KN 70 X FF 86 2-0 ② F8			X KN 75 0-0 E6 20 G3 9 E	S SL 88 B SL 89 C FF 96 S SL 87 1-3 ③ K	3 1	0 0	0 0	0 0	0 0	0 1	0 1
5 Sam Fuld, L (1, 8) OBP: 0.269, SLG: 0.266 9 Wil Myers, R (8, PH) (8, 9) OBP: 0.350, SLG: 0.472			C FF 83 F KN 78 B KN 79 X KN 80 1-2 20 G4-6-3 1B		B FF 85 C KN 76 X KN 80 1-1 ③ P5			B KN 78 B KN 76 X KN 73 2-0 FC1 20 G3 1-2		2 1	0 0	1 0	0 0	0 0	0 0	0 1
Inning Stats	R: 1 E: 0 K: 0 S: 9 H: 1 LOB: 0 BB: 0 P: 14	R: 1 E: 0 K: 0 S: 8 H: 1 LOB: 0 BB: 0 P: 14	R: 0 E: 0 K: 0 S: 9 H: 2 LOB: 1 BB: 0 P: 11	R: 0 E: 0 K: 2 S: 9 H: 0 LOB: 0 BB: 0 P: 15	R: 0 E: 0 K: 0 S: 7 H: 0 LOB: 0 BB: 0 P: 12	R: 0 E: 0 K: 1 S: 9 H: 1 LOB: 1 BB: 0 P: 13	R: 0 E: 0 K: 0 S: 7 H: 0 LOB: 0 BB: 0 P: 7	R: 0 E: 2 K: 0 S: 4 H: 0 LOB: 2 BB: 1 P: 10	R: 1 E: 0 K: 3 S: 12 H: 2 LOB: 1 BB: 0 P: 15	1B: 4 2B: 1 3B: 0 HR: 2	SF: 0 SAC: 0 DP: 2 HBP: 0			WP: 0 PB: 0 SB: 0 CS: 0	PA: 35	

TOP

Tampa Bay Rays @ Toronto Blue Jays

Rogers Centre, Toronto, ON

Fri Sep 27 2013, 7:10 PM - 9:51 PM EDT

Att. 27,288 - Roof Closed - 68 F

livebaseballscorecards.com

AB	34
R	3
H	7
RBI	3
BB	1
SO	6
LOB	13

PITCHER		IP	WLS	BF	H	R	ER	SO	BB	IBB	HBP	BLK	WP	HR	S	P	ERA	WHIP
43 R.A. Dickey, R ERA: 4.21	(1, 1)	7.1	W	29	5	2	2	3	1	0	0	0	0	2	61	95	2.46	0.818
21 Sergio Santos, R ERA: 1.82	(8, 1)	1.2	S	6	2	1	1	3	0	0	0	0	0	0	13	16	5.40	1.200

PITCHER	IP	WLS	BF	H	R	ER	SO	BB	IBB	HBP	BLK	WP	HR	S	P	ERA	WHIP

Batter	1	2	3	4	5	6	7	8	9	AB	R	H	RBI	BB	SO	LOB
7 José Reyes, S (1, 6) OBP: 0.352, SLG: 0.429	C FF 91 C CU 77 B SI 92 S CU 78 1-3 K ①			B CH 80 X SI 92 1-0 66 SH5-3 14 1B 1B	C SI 92 B SI 93 B CH 81 B CH 81 F CH 81 B SI 93 4-2 66 BB 13 1B BB		F CH 84 B CU 71 F FF 91 F FF 91 B FF 90 S CU 70 2-3 K ①	B SL 81 B SI 94 C SI 94 F SI 95 B FS 84 F SI 96 X SI 96 3-2 G4-3 ③ 1-2 2-3		4	2	1	0	1	2	2
66 Munenori Kawasaki, L (1, 10) OBP: 0.330, SLG: 0.312	B SI 93 B SI 93 B SI 92 C FF 91 C SI 92 X SI 92 3-2 L3 ②			X FF 91 0-0 SH5-3 ① 1-2	F SI 92 B CH 80 D CH 80 B SI 91 C FF 91 B SI 91 4-2 13 1B 14 1B 1-2 BB		C SL 82 B FF 90 C SL 82 B CU 72 S SL 83 2-3 K2-3 ②			2	1	0	0	1	1	0
13 Brett Lawrie, R (1, 5) OBP: 0.304, SLG: 0.390 18 Ryan Langerhans, L (9, 3)	C SI 92 B CH 83 X CH 83 1-1 F7 ③			C CU 77 X SI 92 0-1 E5 14 1B 8 1B	B SI 92 X SI 92 1-0 14 E 14 1B 1-3 2-H 1B		C SL 83 H CH 83 1-1 14 S HBP			3 0	1 0	1 0	1 0	0 0	0 0	1 0
14 Moisés Sierra, R (1, 9) OBP: 0.363, SLG: 0.470		C CH 81 C FF 92 F CU 79 B CU 77 B FF 92 S CH 81 2-3 K ①		X SI 93 0-0 8 1B 17 1B 1-3 2-H 1B	D CH 81 1 SAFE F CH 81 1 SAFE C SI 91 1 SAFE X CU 78 1-2 E5 1-3 3-H 1B		C SL 82 B SL 84 F SI 90 D CH 84 F CH 84 B SI 92 B SI 90 4-2 8 FC5-4 1-2 BB			3	1	2	2	1	1	0
8 Anthony Gose, L (1, 8) OBP: 0.273, SLG: 0.410		X SI 92 0-0 G4-3 ②		D CH 82 X CH 82 1-0 17 1B 17 E 1-2 3-H 1B	S SI 89 B SI 90 D SI 90 C FF 91 C KC 79 2-3 K ③		C FF 89 B SL 86 X SI 90 1-1 FC5-4 ③ 1-2f			4	1	1	1	0	1	4
16 Mark DeRosa, R (1, 3) OBP: 0.322, SLG: 0.398 (9, 5)		F SI 92 C SI 92 B CH 82 X SI 92 1-2 G5-3 ③		D CH 81 S CH 81 T FF 91 D CU 78 S CH 80 2-3 K ②		B SI 90 S CH 84 C FF 91 S KC 78 1-3 K ①		X FF 90 0-0 F9 ①		4	0	0	0	0	2	2
17 Ryan Goins, L (1, 4) OBP: 0.277, SLG: 0.336			C SI 91 X CH 81 0-1 G4-3 ①	F CU 73 B FF 93 X CU 77 1-1 E8 ③ 1-H 2-H 1B		B FF 91 C SI 91 F KC 80 B SI 91 C FF 92 2-3 K ②		B SI 90 B SL 85 X FF 90 2-0 7 WP 2B		4	0	2	1	0	1	0
22 Josh Thole, L (1, 2) OBP: 0.266, SLG: 0.252			B SI 92 C SI 92 C SI 92 T SI 92 1-2 K ②		B SI 90 X CH 82 1-0 G4-3 ①	C SI 91 X KC 79 0-1 1B		B FF 89 D FF 90 B FC 87 B FF 88 4-0 7 WP BB		3	0	1	0	1	1	0
22 Kevin Pillar, R (1, 7) OBP: 0.240, SLG: 0.298			B SI 92 X SI 92 1-0 L8 ③		B CH 80 B CH 81 C SI 92 C SI 92 F CH 82 F CU 76 S SI 93 2-3 K ②	S SL 80 S SL 82 S SL 84 0-3 K ③		B SL 78 X FF 95 1-0 F8 ②		4	0	0	0	0	2	3
Inning Stats	R: 0 E: 0 K: 1 S: 8 H: 0 LOB: 0 BB: 0 P: 13	R: 0 E: 0 K: 1 S: 8 H: 0 LOB: 0 BB: 0 P: 11	R: 0 E: 0 K: 1 S: 6 H: 0 LOB: 0 BB: 0 P: 8	R: 4 E: 2 K: 1 S: 11 H: 4 LOB: 1 BB: 0 P: 16	R: 2 E: 1 K: 2 S: 17 H: 2 LOB: 2 BB: 2 P: 32	R: 0 E: 0 K: 3 S: 11 H: 1 LOB: 1 BB: 0 P: 14	R: 0 E: 0 K: 2 S: 13 H: 0 LOB: 2 BB: 1 P: 23	R: 0 E: 0 K: 0 S: 7 H: 1 LOB: 2 BB: 1 P: 17		1B: 7 2B: 1 3B: 0 HR: 0 SF: 0 SAC: 1 DP: 0 HBP: 1				WP: 1 PB: 0 SB: 1 CS: 0 PA: 37		

PITCHER		IP	WLS	BF	H	R	ER	SO	BB	IBB	HBP	BLK	WP	HR	S	P	ERA	WHIP
58 Jeremy Hellickson, R ERA: 5.17	(1, 1)	4.2	L	22	6	6	3	5	2	0	0	0	0	0	47	75	5.79	1.714
49 Wesley Wright, L ERA: 3.69	(5, 1)	1.0		4	1	0	0	3	0	0	0	0	0	0	11	16	0.00	1.000
47 Brandon Gomes, R ERA: 6.27	(6, 1)	0.1		1	0	0	0	1	0	0	0	0	0	0	3	3	0.00	0.000
27 Cesár Ramos, L ERA: 4.34	(7, 1)	0.2		2	0	0	0	2	0	0	0	0	0	0	7	11	0.00	0.000
40 Roberto Hernandez, R ERA: 4.89	(7, 1)	0.0		2	0	0	0	0	1	0	1	0	0	0	4	9	∞	∞

PITCHER		IP	WLS	BF	H	R	ER	SO	BB	IBB	HBP	BLK	WP	HR	S	P	ERA	WHIP
38 Jeff Beliveau, L ERA:	(7, 1)	0.2		4	1	0	0	0	1	0	0	0	0	0	4	11	0.00	3.000
52 Josh Lueke, R ERA: 5.06	(8, 1)	0.2		2	0	0	0	0	0	0	0	0	1	0	5	9	0.00	0.000

BOTTOM

Tampa Bay Rays @ Toronto Blue Jays

Rogers Centre, Toronto, ON

Fri Sep 27 2013, 7:10 PM - 9:51 PM EDT

Att. 27,288 - Roof Closed - 68 F

livebaseballscorecards.com

AB	31
R	6
H	8
RBI	5
BB	4
SO	11
LOB	12

Tampa Bay Rays @ Toronto Blue Jays

Rogers Centre, Toronto, ON

Sat Sep 28 2013, 1:06 PM - 4:23 PM EDT

Att. 33,232 - Partly Cloudy - 64 F

TOP

livebaseballscorecards.com

Batter	1	2	3	4	5	6	7	8	9	AB	R	H	RBI	BB	SO	LOB
18 Ben Zobrist, S (1, 4) (8, 8) OBP: 0.358, SLG: 0.406	B FF 92 C FF 93 X FF 93 1-1 1 F9 9 1B 2B		C CH 84 F CU 76 X CU 77 0-2 ① F7			F SI 90 F FF 92 B FF 93 F FF 93 X CU 77 1-2 1 BB 1B		C SI 92 X CH 78 0-1 ② F7		4	1	2	0	0	0	1
1 Sean Rodríguez, R (1, 7) OBP: 0.323, SLG: 0.389	C CH 86 D CU 79 S FF 93 D CU 77 X CU 78 2-2 ① F9 2-3		B FF 91 C FF 92 B SL 84 X FF 91 2-1 ② F7			B FF 92 B FF 92 B FF 92 C FF 91 B FF 92 4-1 3 G6-4-3 1-2 BB		B SI 93 F SI 93 X CH 79 1-1 ③ FC5-4 1-2f		3	0	0	0	1	0	2
9 Wil Myers, R (1, 9) OBP: 0.352, SLG: 0.476	D CU 79 B FF 93 S SL 83 S SL 85 X CU 77 2-2 3-H 1B		B CU 76 S SL 84 B SL 84 X SL 84 2-1 ③ F7			B CU 75 C SI 92 S SL 85 B SL 84 X SL 85 2-2 ① P3			C SI 95 B SL 87 B SI 95 S SI 94 B SL 88 X FF 94 3-2 3 F9 15 G6-3 2B	4	1	2	1	0	0	2
3 Evan Longoria, R (1, 5) OBP: 0.341, SLG: 0.490	C SI 92 F CU 78 1 SAFE S FF 92 0-3 ② K			C FF 92 B CH 85 B FF 92 C CH 84 S CU 75 2-3 ① K		X CU 77 0-0 ②③ G6-4-3 1-2f			B SL 87 C SI 95 C SI 96 B FF 94 X SI 95 2-2 ① F9 2-3	4	0	0	0	0	2	4
15 Delmon Young, R (1, 10) OBP: 0.306, SLG: 0.409	C FF 92 X CH 85 0-1 ③ G4-3			F FF 91 B SI 91 X CH 84 1-1 ② G5-3			C SI 91 B SI 91 C SI 92 B FF 93 X CU 75 2-2 ① G1-3		B FF 97 C FF 96 X SL 86 1-1 ② G6-3 3-H	4	0	0	1	0	0	1
11 Yunel Escobar, R (1, 6) OBP: 0.330, SLG: 0.367		F FF 91 B FF 92 S CU 78 B SL 80 F FF 92 F FF 94 B CU 78 X FF 93 3-2 ① L8		F FF 93 F FF 92 D CU 79 X FF 94 1-2 ③ G4-3			C CU 75 B CU 77 B SI 92 C CU 74 X FF 93 2-2 ② G6-3		F FF 94 C FF 95 B FF 96 B SL 91 C FF 96 2-3 ③ K	4	0	0	0	0	1	0
21 James Loney, L (1, 3) OBP: 0.350, SLG: 0.434		B SL 84 B FF 91 X FF 91 2-0 28 PB 2B			B SL 84 S SL 84 B SL 85 X SL 84 2-1 ① F8		B SL 85 B SI 91 X FF 91 2-0 ③ F7			3	0	1	0	0	0	0
28 José Molina, R (1, 2) OBP: 0.294, SLG: 0.308 8 Desmond Jennings, R (8, PH) OBP: 0.333, SLG: 0.414 59 Jose Lobaton, S (8, 2) OBP: 0.321, SLG: 0.392		B SI 92 C SL 83 B FF 92 B FF 93 C FF 94 C FF 94 3-3 ② K 2-3			C SI 90 B CH 85 X SI 91 1-1 ② L4			C FF 93 B SI 91 C FF 93 F FF 94 F CU 76 F FF 94 X SL 85 1-2 ① G5-3		2 1 0	0 0 0	0 0 0	0 0 0	0 0 0	1 0 0	1 0 0
5 Sam Fuld, L (1, 8) OBP: 0.267, SLG: 0.263 29 Tim Beckham, R (8, PH) OBP: 0.375, SLG: 0.429 (8, 4)		B FF 94 X FF 93 1-0 ③ P5			C FF 93 C CU 78 B SL 80 C FF 94 1-3 ③ K			B FF 94 C FF 94 B CH 87 F FF 93 B CU 75 X FF 93 3-2 1 FC5-4 1B		2 1	0 0	0 1	0 0	0 0	1 0	1 0
Inning Stats	R: 1 H: 2 E: 0 LOB: 1 K: 1 BB: 0 S: 13 P: 18	R: 0 H: 1 E: 0 LOB: 1 K: 1 BB: 0 S: 10 P: 19	R: 0 H: 0 E: 0 LOB: 0 K: 0 BB: 0 S: 7 P: 11	R: 0 H: 0 E: 0 LOB: 0 K: 1 BB: 0 S: 8 P: 12	R: 0 H: 0 E: 0 LOB: 0 K: 1 BB: 0 S: 7 P: 11	R: 0 H: 1 E: 0 LOB: 1 K: 0 BB: 1 S: 9 P: 16	R: 0 H: 0 E: 0 LOB: 0 K: 0 BB: 0 S: 7 P: 13	R: 0 H: 1 E: 0 LOB: 1 K: 0 BB: 0 S: 13 P: 18	R: 1 H: 1 E: 0 LOB: 0 K: 1 BB: 0 S: 11 P: 19	1B: 3 SF: 0 2B: 3 SAC: 0 3B: 0 DP: 1 HR: 0 HBP: 0						

AB	32
R	2
H	6
RBI	2
BB	1
SO	5
LOB	12

WP: 0 PA: 33
PB: 1
SB: 0
CS: 0

PITCHER		IP	WLS	BF	H	R	ER	SO	BB	IBB	HBP	BLK	WP	HR	S	P	ERA	WHIP
48 J.A. Happ, L ERA: 4.56	(1, 1)	7.1	W	27	5	1	1	4	1	0	0	0	0	0	70	113	1.23	0.818
62 Aaron Loup, L ERA: 2.47	(8, 1)	0.2		2	0	0	0	0	0	0	0	0	0	0	4	5	0.00	0.000
29 Dustin McGowan, R ERA: 2.45	(9, 1)	1.0		4	1	1	1	1	0	0	0	0	0	0	11	19	9.00	1.000

PITCHER	IP	WLS	BF	H	R	ER	SO	BB	IBB	HBP	BLK	WP	HR	S	P	ERA	WHIP

Tampa Bay Rays @ Toronto Blue Jays

Rogers Centre, Toronto, ON

Sat Sep 28 2013, 1:06 PM - 4:23 PM EDT

Att. 33,232 - Partly Cloudy - 64 F

livebaseballscorecards.com

BOTTOM

Batter	1	2	3	4	5	6	7	8	9	AB	R	H	RBI	BB	SO	LOB
7 José Reyes, S (1, 6) OBP: 0.350, SLG: 0.426	C FF 93 X FF 95 0-1 G1-3		F FF 94 B SL 87 C SL 87 F FF 96 X SL 87 1-2 13 1B 26 1B 1B	X FF 94 0-0 F7	B SI 92 F SI 92 F FS 83 F SI 93 F FF 93 B FS 84 F FS 83 S SL 83 2-3 K			X FF 90 0-0 F9		5	1	1	0	0	1	2
13 Brett Lawrie, R (1, 5) OBP: 0.310, SLG: 0.392	X FF 93 0-0 14 1B 1B		B SL 87 B SL 85 C SL 85 B FF 95 C SL 85 X SL 86 3-2 8 FC4-6 26 1B 1-3 1B	C FF 89 D SI 90 B FC 88 B SI 89 B FC 88 4-1 26 1B 1-2 2-3 BB	B SL 83 S SL 83 B SL 83 B SL 82 C FF 92 B SI 93 4-2 BB			C FF 91 B CU 70 X CH 84 1-1 G4-3		3	0	2	0	2	0	0
26 Adam Lind, L (1, 10) OBP: 0.356, SLG: 0.497 66 Munenori Kawasaki, L (5, PH) OBP: 0.327, SLG: 0.310 (6, 10)	C SI 94 F FF 96 F FF 96 F FF 98 1 SAFE B SL 88 F SL 87 B SL 89 S SL 89 2-3 K		B SL 96 F SI 96 B FF 97 F SL 87 B FF 96 X SL 88 3-2 8 FC4-6 1-2 3-H 1B	C FC 89 F FC 89 B CU 79 D CU 79 X FC 88 2-2 1-3 2-H 3-H 1B	B FS 82 C SI 91 C SI 91 D FS 84 S SL 81 2-3 K			B SL 80 F FF 90 F FF 91 B SL 80 S FF 91 2-3 K		3 2	0 0	2 0	3 0	0 0	1 2	1 1
14 Moisés Sierra, R (1, 9) OBP: 0.359, SLG: 0.462	B SI 96 C SL 89 F FF 98 B FF 97 B FF 97 X SL 87 3-2 8 FC5-4 1-3 1B		F FF 98 F SI 97 F SL 89 S SL 89 0-3 K	C SI 91 F FC 88 S CU 79 0-3 K		B FF 92 F FF 91 S FF 93 C FF 93 1-3 K				4	0	1	0	0	3	4
8 Anthony Gose, L (1, 8) OBP: 0.272, SLG: 0.406	B SI 96 B SL 88 S SL 89 F FF 96 X FF 97 2-2 FC5-4 1-2f		C FC 90 X FF 93 0-1 FC4-6 17 WP 1-2f 2-3		C FC 87 B CU 77 X CH 84 1-1 17 S 17 HR 1B	S FF 91 S SL 82 F FF 93 B SL 83 S SL 83 1-3 K				4	1	1	0	0	1	4
17 Ryan Goins, L (1, 4) OBP: 0.276, SLG: 0.360		F FF 92 S FF 98 B FF 96 B SL 90 X SL 90 2-2 G4-3	B FF 94 C FF 93 C FF 94 B FF 95 B CH 87 F CH 84 S FF 94 3-3 K 1-2		1 SAFE 1 SAFE B SI 86 F FC 88 1 SAFE B FC 88 B FC 87 C FC 89 X FC 88 3-2 1-H HR	S SL 82 B CU 72 C SL 82 C FF 93 1-3 K				4	1	1	2	0	2	2
18 Ryan Langerhans, L (1, 3) OBP: 0.375, SLG: 0.286		B SL 84 B CH 84 B FF 95 B FF 95 4-0 BB		X FF 92 0-0 13 BB 22 1B 26 1B 1B	B SI 90 B CH 82 X FC 88 2-0 22 S 22 HR 1B		B FF 92 C SL 82 X FF 93 1-1 G3			3	2	2	0	1	0	0
22 Josh Thole, L (1, 2) OBP: 0.258, SLG: 0.244		C SI 93 B FF 95 C SL 86 F SI 97 F FF 96 S SL 88 1-3 K		C CH 85 B FF 92 F CH 85 S CH 85 1-3 K	S SI 89 B CH 83 B CU 76 F FC 88 B CU 77 S CU 78 3-3 K2-3 1-2		X FF 91 0-0 G4-3			4	0	0	0	0	3	3
22 Kevin Pillar, R (1, 7) OBP: 0.250, SLG: 0.337		C SL 84 S SL 87 F FF 98 F SL 88 D SL 90 S SL 88 1-3 K		C CH 84 1 SAFE B FF 93 B FF 92 S CH 84 F CH 85 F FF 93 F FF 95 X CH 86 2-2 13 BB 26 1B 1-2 1B	C SL 82 B SL 84 C SI 92 F FS 84 B SI 92 X FS 83 2-2 2-H HR		B FF 92 S CH 86 B FF 92 S CH 85 C FF 92 2-3 K			4	2	2	2	0	2	1

| Inning Stats | | | |

Batter	1	2	3	4	5	6	7	8	9	AB	R	H	RBI	BB	SO	LOB
7 David DeJesus, L (1, 8) (8, 7) OBP: 0.326, SLG: 0.398	B SI 90 F SI 91 C SL 83 S CH 84 1-3 K ①	B FF 94 B CH 84 B FF 95 C FF 95 C FF 96 X FF 95 3-2 P6 ①		B SI 93 C SL 84 C SI 94 F SL 84 F SL 82 F SI 93 F SI 93 F SL 82 D SL 84 2-3 1 SAFE 1 SAFE F FF 92 C SI 93 K ②		B SI 99 X SI 97 1-0 F7 ③			C FF 96 C FF 95 S SL 88 0-3 K2-3 ③	5	0	0	0	0	3	1
9 Wil Myers, R (1, 9) OBP: 0.353, SLG: 0.482	B SI 92 X SL 83 1-0 21 1B 2B	C SL 86 S SL 85 B FF 95 B SL 84 C FF 96 2-3 K ②		C CH 81 1 SAFE S SI 92 F CH 84 X SL 85 0-2 1-H 2B			B SI 87 C SL 73 B FF 87 F FF 86 C FF 87 2-3 K ①			4	1	2	1	0	2	0
21 James Loney, L (1, 3) OBP: 0.349, SLG: 0.432	B SI 92 C SI 92 F SI 92 F CH 83 X SI 93 1-2 3 2B 2-H 1B	B SL 84 B FF 96 B FF 95 C FF 94 C FF 95 X FF 96 3-2 L5 ③		B SI 90 F FF 91 B SI 92 X CH 83 2-1 G4-3 ③			C SI 88 X FF 88 0-1 F7 ②			4	1	1	1	0	0	1
3 Evan Longoria, R (1, 5) OBP: 0.340, SLG: 0.490	B SI 92 X SI 92 1-0 18 G4-3 15 1B 1-H 2B	B SL 86 X FF 95 1-0 G6-3 ①			B SI 97 B SI 97 C SI 96 B SI 98 S SI 98 X SI 97 3-2 G4-3 ①		C FF 88 S CH 82 B SL 76 C SL 74 1-3 K ③			4	1	1	1	0	1	0
18 Ben Zobrist, S (1, 4) OBP: 0.355, SLG: 0.404	C SL 82 C FF 96 X SI 91 1-1 G4-3 ② 2-3	B CH 86 C FF 96 F FF 96 B CH 84 B SL 83 C FF 97 3-3 K ②			C SI 98 F KC 80 B SI 98 B SI 98 F SI 98 F SI 97 X CH 91 2-2 G1-3 ②			B CH 86 X FF 94 1-0 F9 ①		4	0	0	0	0	1	1
15 Delmon Young, R (1, 10) OBP: 0.311, SLG: 0.411	F SL 83 B SL 84 B SL 83 B SI 92 S SL 83 X SL 82 3-2 20 BB 59 2B 3-H 1B	B FF 96 B FF 96 B FF 96 F FF 96 B FF 96 4-1 BB			C SI 98 S SI 98 X SI 98 0-2 1B			B FF 95 B FF 94 X FF 94 2-0 P3 ②		3	1	2	1	1	0	0
20 Matt Joyce, L (1, 7) OBP: 0.328, SLG: 0.419 5 Sam Fuld, L (8, 8) OBP: 0.267, SLG: 0.263	C SI 91 B CH 82 D CH 85 B SI 92 S SL 82 F SL 82 B SI 91 4-2 59 2B 1-2 BB	D SL 83 C SL 82 S SL 82 F CH 82 X FF 90 1-2 G6-3 ③			C SI 98 B KC 79 F KC 79 S SI 99 1-3 K ③			S FF 95 C SL 88 X FF 94 0-2 G5-3 ③		3 0	1 0	0 0	0 0	1 0	1 0	2 0
59 Jose Lobaton, S (1, 2) OBP: 0.320, SLG: 0.394	X FF 93 0-0 11 1B 1-H 2-H 2B			S SI 93 F SI 92 F SL 85 X SL 83 0-2 F8 ①		C SI 97 B SI 97 B SI 97 C SI 97 S SI 99 2-3 K ①			B FF 95 F FF 95 B CH 87 S FF 96 S FF 95 2-3 K ①	4	1	1	2	0	2	0
11 Yunel Escobar, R (1, 6) OBP: 0.331, SLG: 0.368	B SL 86 F SL 84 X FF 94 1-1 2-H 1B ③			B SI 95 B SI 94 X SI 91 2-0 9 2B 1B		B SI 99 B KC 80 C SI 97 F SI 98 B SI 99 X SI 99 3-2 G3 ②			S SL 88 X SL 88 0-1 G5-3 ②	4	1	2	1	0	0	0
Inning Stats	R: 6 E: 0 K: 1 S: 20 H: 6 LOB: 1 BB: 1 P: 33	R: 0 E: 0 K: 1 S: 9 H: 0 LOB: 0 BB: 0 P: 17	R: 0 E: 0 K: 1 S: 9 H: 0 LOB: 1 BB: 1 P: 18	R: 1 E: 0 K: 1 S: 20 H: 2 LOB: 1 BB: 0 P: 26	R: 0 E: 0 K: 1 S: 14 H: 1 LOB: 1 BB: 0 P: 20	R: 0 E: 0 K: 1 S: 7 H: 0 LOB: 0 BB: 0 P: 13	R: 0 E: 0 K: 2 S: 8 H: 0 LOB: 0 BB: 0 P: 11	R: 0 E: 0 K: 0 S: 5 H: 0 LOB: 0 BB: 0 P: 8	R: 0 E: 0 K: 2 S: 8 H: 0 LOB: 0 BB: 0 P: 10	1B: 5 2B: 4 3B: 0 HR: 0 SF: 0 SAC: 0 DP: 0 HBP: 0						

PITCHER		IP	WLS	BF	H	R	ER	SO	BB	IBB	HBP	BLK	WP	HR	S	P	ERA	WHIP
58 Todd Redmond, R ERA: 4.32	(1, 1)	0.2	L	7	4	5	5	1	1	0	0	0	0	0	17	29	67.50	7.500
45 Neil Wagner, R ERA: 3.79	(1, 1)	2.0		8	2	1	1	2	1	0	0	0	0	0	17	34	4.50	1.500
47 Luis Perez, L ERA: 5.4	(3, 1)	1.0		4	1	1	1	1	0	0	0	0	0	0	18	23	9.00	1.000
64 Chad Jenkins, R ERA: 2.7	(4, 1)	0.1		2	1	0	0	0	0	0	0	0	0	0	6	8	0.00	3.000
33 Jeremy Jeffress, R ERA: 0.87	(5, 1)	2.0		7	1	0	0	2	0	0	0	0	0	0	21	33	0.00	0.500

PITCHER		IP	WLS	BF	H	R	ER	SO	BB	IBB	HBP	BLK	WP	HR	S	P	ERA	WHIP
38 Darren Oliver, L ERA: 3.86	(7, 1)	1.0		3	0	0	0	2	0	0	0	0	0	0	8	11	0.00	0.000
50 Steve Delabar, R ERA: 3.22	(8, 1)	1.0		3	0	0	0	0	0	0	0	0	0	0	5	8	0.00	0.000
21 Sergio Santos, R ERA: 1.75	(9, 1)	1.0		3	0	0	0	2	0	0	0	0	0	0	8	10	0.00	0.000

TOP

Tampa Bay Rays @ Toronto Blue Jays

Rogers Centre, Toronto, ON

Sun Sep 29 2013, 1:09 PM - 4:29 PM EDT

Att. 44,551 - Sunny - 66 F

livebaseballscorecards.com

AB	35
R	7
H	9
RBI	7
BB	2
SO	10
LOB	5

Tampa Bay Rays @ Toronto Blue Jays

Rogers Centre, Toronto, ON

Sun Sep 29 2013, 1:09 PM - 4:29 PM EDT

Att. 44,551 - Sunny - 66 F

livebaseballscorecards.com

BOTTOM

Batter	1	2	3	4	5	6	7	8	9	AB	R	H	RBI	BB	SO	LOB
7 José Reyes, S (1, 6) OBP: 0.353, SLG: 0.427	B FF 90 B FF 92 B FF 92 C FF 90 F FF 90 B FF 92 4-2 8 G3-6 BB		B CH 82 F FF 90 X FF 92 1-1 ② G4-3		B FF 91 C FF 92 B KC 78 B FF 90 C FF 91 X FF 93 3-2 ③ G5-3		B FF 98 F SI 98 B FF 99 B FF 96 C FF 97 F FF 98 F FF 98 F FF 98 3-2 X FF 98 8 13 2B 1B	B SI 94 F SI 95 B SI 98 X SI 97 2-1 8 1B 1-2 2-H 1B		4	1	2	1	1	0	0
8 Anthony Gose, L (1, 8) OBP: 0.283, SLG: 0.408	C FF 91 X FF 90 0-1 ①② G3-6 1-2f		B FF 92 X FF 91 1-0 1B			C FF 91 F KC 81 B FF 93 S CH 83 1-3 ① K	B FF 97 T SI 95 F SI 98 B FF 98 F FF 99 B FF 99 F FF 97 B FF 97 4-2 13 2B 1-2 BB	S CH 85 S SI 99 X CH 87 0-2 13 BB 1-3 2-H 1B		4	0	2	1	1	1	1
13 Brett Lawrie, R (1, 5) OBP: 0.315, SLG: 0.397	C FF 90 B KC 79 T KC 80 F FF 93 B FF 92 B CH 83 B FF 92 4-2 14 BB BB		C FF 91 B FF 91 X FF 91 1-1 ③ G4-3			B SL 82 B FF 93 F FF 93 X FF 92 2-1 14 1B 16 2B 1B	C FF 96 B FF 98 X FF 97 1-1 1-3 2-H 2B	B SI 98 B SI 98 B FF 98 B SI 98 4-0 1-2 BB		3	1	2	1	2	0	1
14 Moisés Sierra, R (1, 9) OBP: 0.369, SLG: 0.458	F FF 92 F KC 79 D CH 84 F KC 79 1 SAFE B FF 91 B KC 78 D FF 90 4-2 1-2 BB			X FF 91 0-0 ① P4		C FF 91 X KC 80 0-1 16 2B 1-2 1B	B CU 79 B CU 79 F FF 92 B FF 91 B FF 91 4-1 26 G6-3 BB	F SI 97 F SI 99 F FF 100 F SI 98 S CH 89 0-3 ③ K		3	1	1	0	2	1	3
16 Mark DeRosa, R (1, 10) OBP: 0.326, SLG: 0.407 26 Adam Lind, L (7, PH) OBP: 0.357, SLG: 0.497 (8, 10) 32 Esmil Rogers, R (9, PR)	F FF 91 S CH 82 T CH 82 0-2 ③ K			B FF 92 F FF 91 B KC 78 F FF 91 B CH 83 F FF 92 X FF 92 3-2 9 FC6-4 1B		B FF 91 X FF 91 1-0 18 1B 9 SF9 1-H 2-H 2B	X CU 79 0-0 ②③ G6-3 1-2f		C SI 97 F SI 99 B FF 99 B SI 99 B CH 87 X SI 99 3-2 18 FC3-6 1B	3 2 0	1 0 0	2 1 0	2 0 0	0 0 0	1 0 0	2 3 0
18 Ryan Langerhans, L (1, 3) OBP: 0.385, SLG: 0.273		B FF 90 F FF 91 S FF 92 B KC 81 S FF 93 2-3 ① K	B FF 90 F FF 89 B FF 91 X FF 91 2-1 ② F7			B KC 78 X FF 89 1-0 2-3 1B		B FF 91 B FF 91 C FF 91 F FF 91 B FS 82 B FF 91 4-2 22 1B 7 1B BB	B SI 98 X CH 87 1-0 ① FC3-6 1-2f	4	1	1	0	1	1	2
9 J.P. Arencibia, R (1, 2) OBP: 0.227, SLG: 0.365 66 Munenori Kawasaki, L (8, PH) OBP: 0.326, SLG: 0.308 22 Josh Thole, L (9, 2) OBP: 0.256, SLG: 0.242		B FF 90 B FF 91 F FF 92 F FF 91 F FF 91 B FF 93 T FF 91 3-2 ② K	X CH 86 0-0 ③ FC6-4 1-2f			X FF 96 0-0 ② SF9 3-H		C FF 91 X FF 92 0-1 ① P4	C SI 97 C SI 96 B FF 100 F SI 98 S SI 99 1-3 ② K	2 1 1	0 0 0	0 0 0	1 0 0	0 0 0	1 0 1	1 1 1
17 Ryan Goins, L (1, 4) OBP: 0.264, SLG: 0.345		C FF 91 B KC 78 C FF 92 X KC 81 1-2 ③ G6-3			B FF 91 C FF 91 X CH 81 1-1 ① F9	B FF 96 X FF 95 1-0 ③ G4-3		C CU 80 B FS 81 C FS 80 S FF 92 1-3 ② K	B SI 98 B CH 84 C CH 85 X SI 99 2-1 ③ L7	5	0	0	0	0	1	3
22 Kevin Pillar, R (1, 7) OBP: 0.250, SLG: 0.333			C FF 90 B CH 83 F CH 82 X KC 80 1-2 ① G3		B CH 82 B FF 90 F FF 92 X FF 92 2-1 ② F8		C FF 97 C FF 98 F FF 98 X FF 99 0-2 ① G4-3	B CU 81 X CU 80 1-0 7 1B 8 1B 1-2 1B		4	1	1	0	0	0	0
Inning Stats	R: 0 E: 0 K: 1 S: 13 H: 0 LOB: 2 BB: 3 P: 25	R: 0 E: 0 K: 2 S: 10 H: 0 LOB: 0 BB: 0 P: 16	R: 0 E: 0 K: 0 S: 8 H: 1 LOB: 1 BB: 0 P: 12	R: 0 E: 0 K: 0 S: 8 H: 1 LOB: 1 BB: 0 P: 13	R: 0 E: 0 K: 0 S: 7 H: 0 LOB: 0 BB: 0 P: 13	R: 3 E: 0 K: 1 S: 11 H: 4 LOB: 1 BB: 0 P: 17	R: 1 E: 0 K: 0 S: 19 H: 2 LOB: 2 BB: 2 P: 31	R: 2 E: 0 K: 2 S: 18 H: 3 LOB: 3 BB: 2 P: 30	R: 0 E: 0 K: 1 S: 10 H: 1 LOB: 1 BB: 0 P: 17	1B: 10 2B: 2 3B: 0 HR: 0 SF: 1 SAC: 0 DP: 2 HBP: 0						

	AB	36
	R	6
	H	12
	RBI	6
	BB	7
	SO	7
	LOB	18

PITCHER		IP	WLS	BF	H	R	ER	SO	BB	IBB	HBP	BLK	WP	HR	S	P	ERA	WHIP
55 Matt Moore, L ERA: 3.29	(1, 1)	5.1	W	24	6	3	3	4	3	0	0	0	0	0	55	93	5.06	1.688
57 Jake McGee, L ERA: 4.02	(6, 1)	1.0		6	2	1	1	0	1	0	0	0	0	0	19	28	9.00	3.000
62 Joel Peralta, R ERA: 3.41	(7, 1)	1.1	H	6	1	2	2	1	2	0	0	0	0	0	10	20	13.50	2.250
56 Fernando Rodney, R ERA: 3.38	(8, 1)	1.1	S	8	3	0	0	2	1	0	0	0	0	0	20	33	0.00	3.000

PITCHER	IP	WLS	BF	H	R	ER	SO	BB	IBB	HBP	BLK	WP	HR	S	P	ERA	WHIP

WP: 0 PA: 44
PB: 0
SB: 0
CS: 0

Tampa Bay Rays @ Texas Rangers

Rangers Ballpark in Arlington, Arlington, TX

Mon Sep 30 2013, 8:08 PM - 11:16 PM EDT

Att. 42,796 - Clear - 82 F

TOP

livebaseballscorecards.com

Batter	1	2	3	4	5	6	7	8	9	AB	R	H	RBI	BB	SO	LOB
8 Desmond Jennings, R (1, 8) OBP: 0.334, SLG: 0.414 5 Sam Fuld, L (7, 8) OBP: 0.270, SLG: 0.267 (9, 9)	X FF 95 0-0 ① 1B		C SL 82 B FF 92 B CH 83 B CH 84 C FF 92 B FF 92 4-2 3 HR BB		B SI 92 X SI 92 1-0 ② G6-3		B FF 93 C FF 92 S FF 93 B FF 94 X FF 93 2-2 ① F7		B FF 98 B FF 97 B FF 97 C FF 97 C FF 96 X FF 97 3-2 18 S 9 G5-3 18 E 1B	3 1	1 1	1 1	0 0	1 0	0 0	0 0
9 Wil Myers, R (1, 9) OBP: 0.354, SLG: 0.478 41 Kevin Kiermaier, L (9, 8)	B FF 94 B SL 84 B SI 94 B FF 94 4-0 3 1B 18 1B 15 SF8 BB		B FF 94 S CH 84 C SL 85 S CH 85 1-3 ① K		X CH 85 0-0 ③ L5		B SL 87 B SL 84 C FF 93 B FF 94 S SL 86 B FF 94 4-2 3 BB BB		1 SAFE B FF 97 B FF 97 X FF 97 2-0 ① G5-3 1-2	3 0	1 0	0 0	0 0	2 0	1 0	2 0
18 Ben Zobrist, S (1, 4) OBP: 0.354, SLG: 0.402	C SI 94 X SI 94 0-1 15 SF8 3 1B 1-2 1B		B SL 83 D CH 87 X SI 93 2-0 ② F9			C SI 90 L CU 77 B FF 92 B FF 92 B CH 85 S CH 84 3-3 ① K	1 SAFE C FF 93 B FF 94 1 SAFE B CH 88 B FF 94 X FF 94 3-1 ② F8		C FF 98 B CU 84 F FF 98 F FF 98 B CU 84 F FF 99 C CU 83 2-3 ② 2-H	5	0	1	0	0	2	2
3 Evan Longoria, R (1, 5) OBP: 0.343, SLG: 0.498	B FF 93 F CH 86 F SI 93 X SI 94 1-2 1-2 2-3 1B		X SI 94 0-0 1-H HR			B FF 95 X SI 94 1-0 15 G4-3 7 2B 2B	1 SAFE B SL 87 C FF 94 1 SAFE B SL 86 C SL 84 B FF 92 B FF 93 4-2 1-2 BB		B FF 99 C FF 98 F FF 97 S CU 87 1-3 ③	4	2	3	2	1	1	0
15 Delmon Young, R (1, 10) OBP: 0.307, SLG: 0.407	C FF 94 B CH 86 X SL 84 1-1 ② SF8 2-3 3-H		X CU 78 0-0 ③ P5			X FF 95 0-0 ② G4-3 2-3	B SL 77 X SL 79 1-0 ③ L8			3	0	0	1	0	0	3
1 Sean Rodríguez, R (1, 7) OBP: 0.320, SLG: 0.385 7 David DeJesus, L (6, PH) OBP: 0.327, SLG: 0.402 (6, 7)	C SL 86 B SL 86 B SL 85 S CH 86 S CH 88 2-3 ③ K			C SL 82 B FF 91 C CH 84 B CH 86 B CH 84 S CH 85 3-3 ① K		D FF 96 B CH 87 X FF 96 2-0 11 BB 3-H 2B		S FF 92 L FF 92 X SL 88 0-2 ① G4-3		2 2	0 0	0 1	0 1	0 0	2 0	2 0
21 James Loney, L (1, 3) OBP: 0.348, SLG: 0.430		C SL 85 B FF 92 B FF 92 B FF 94 X FF 94 3-1 ① G4-3		B FF 93 B SI 92 B FF 93 X FF 94 3-0 ② F8		I IN 72 I IN 72 I IN 73 I 4-0 11 BB IBB		S SL 87 F FF 92 B FF 93 B SL 89 S SL 88 2-3 ② K		3	0	0	0	1	1	0
11 Yunel Escobar, R (1, 6) OBP: 0.332, SLG: 0.366		B CU 76 S SI 92 F CH 86 S CH 88 1-3 ② K		C CH 85 B SI 93 X SL 83 1-1 ③ G1-3		B CH 83 B SL 82 C SL 82 B CH 81 B FF 94 4-1 1-2 2-3 BB		F SL 88 C FC 93 B FC 94 B SL 88 B SL 88 B FC 94 4-2 BB		2	0	0	0	2	1	0
28 José Molina, R (1, 2) OBP: 0.290, SLG: 0.304		F FF 93 S FF 92 F SL 84 B CH 88 X CH 87 1-2 ③ G5-3			C SL 82 B FF 91 C CH 82 X CU 78 1-2 ① L4	F FF 94 B FF 95 C FF 94 X FF 96 1-2 ③ L4		1 SAFE X FF 93 0-0 ③ G1-3		4	0	0	0	0	0	4

| Inning Stats | | |

BOTTOM

Tampa Bay Rays @ Texas Rangers

Rangers Ballpark in Arlington, Arlington, TX

Mon Sep 30 2013, 8:08 PM - 11:16 PM EDT

Att. 42,796 - Clear - 82 F

Batter	1	2	3	4	5	6	7	8	9	AB	R	H	RBI	BB	SO	LOB
5 Ian Kinsler, R (1, 4) OBP: 0.344, SLG: 0.413	B SI 93 S CH 84 F FF 94 B SI 95 B SI 94 C FF 94 3-3 ① K		X SI 94 0-0 51 CS 2-H 1B			B KC 81 F FF 92 C SI 92 X CH 83 1-2 ① G6-3		X SI 93 0-0 1 B1-3 2B		4	0	2	1	0	1	0
1 Elvis Andrus, R (1, 6) OBP: 0.328, SLG: 0.331	B CH 83 B SI 94 B FF 94 B FF 94 4-0 51 G6-3 BB		C FF 94 1 SAFE 1 SAFE B FC 86 X CH 83 1-1 ② P5			C FF 93 C FF 94 B FC 87 B CH 83 X CH 84 2-2 51 S 51 2B 1B		C FF 93 X FC 87 0-1 ② B1-3 2-3		3	1	1	0	1	0	2
51 Alex Rios, R (1, 9) OBP: 0.324, SLG: 0.432	C SI 94 B FF 95 B FC 86 1 SAFE 1 SAFE 1 SAFE X CH 83 2-1 ②③ G6-3 1-2		C FF 94 C FC 88 1 SAFE 1 SAFE 0-2 ③ CS 1-2	F KC 80 X CH 82 0-1 ① L7		1 SAFE B FC 87 X SI 93 1-0 29 G6-3 1-H 2B		C FC 87 D CH 84 X FC 88 1-1 ③ G6-3		4	0	1	1	0	0	2
29 Adrian Beltré, R (1, 5) OBP: 0.371, SLG: 0.509		B FF 93 B FF 94 C SI 94 X FF 94 2-1 2B		B KC 80 F SI 93 F FF 94 B FC 86 F FF 94 X SI 95 2-2 ② G5-3		C FF 94 X FF 94 0-1 ② G6-3 2-3			B FC 84 X FC 85 1-0 ① F7	4	0	1	0	0	0	1
12 A.J. Pierzynski, L (1, 2) OBP: 0.297, SLG: 0.425		F SI 94 F FF 96 B FF 95 F FC 88 F SI 94 C FF 95 1-3 ① K		C FC 86 F KC 80 B FC 87 X SI 95 1-2 ③ G6-3		X SI 93 0-0 ③ G1-3			C FC 84 B FC 85 F SI 94 F CH 84 X SI 94 1-2 ② G4-3	4	0	0	0	0	1	2
17 Nelson Cruz, R (1, 10) OBP: 0.327, SLG: 0.506		S CH 83 B FF 95 F FF 96 B SI 95 F FF 96 X FF 96 2-2 ② L3			B FF 93 X CH 84 1-0 ① G5-3		C KC 84 F FF 92 B FF 94 B FC 86 B FC 88 T CH 83 3-2 ① K		C FC 86 X FC 87 0-1 ③ G6-3	4	0	0	0	0	1	1
18 Mitch Moreland, L (1, 3) OBP: 0.299, SLG: 0.437		C SI 96 B SI 95 X FC 88 1-1 ③ F7			B FF 93 F FF 94 B SI 94 C FC 85 X SI 95 2-2 1B		F FF 93 C FF 94 B FF 94 X SI 95 1-2 ② G4-3			3	0	1	0	0	0	1
23 Craig Gentry, R (1, 7) OBP: 0.373, SLG: 0.386			B CH 84 F FF 93 B FF 94 B CH 83 X SI 93 3-1 2 G5-3 5 1B 1B		C CH 85 C FC 87 C FF 95 0-3 ② K		C CH 84 X SI 95 0-1 ③ F8			3	1	1	0	0	1	1
2 Leonys Martin, L (1, 8) OBP: 0.313, SLG: 0.385			C SI 94 F FF 94 X FF 95 0-2 ① G5-3 1-2		F FF 96 S FF 95 X SI 95 0-2 ③ G3			B FF 91 C SI 92 L FF 92 X FF 92 1-2 ① L4		3	0	0	0	0	0	2
Inning Stats	R: 0 E: 0 K: 1 S: 5 H: 0 LOB: 0 BB: 1 P: 14	R: 0 E: 0 K: 1 S: 13 H: 1 LOB: 1 BB: 0 P: 19	R: 1 E: 0 K: 0 S: 10 H: 2 LOB: 0 BB: 0 P: 14	R: 0 E: 0 K: 0 S: 9 H: 0 LOB: 0 BB: 0 P: 12	R: 0 E: 0 K: 1 S: 10 H: 1 LOB: 1 BB: 0 P: 13	R: 1 E: 0 K: 0 S: 10 H: 2 LOB: 1 BB: 0 P: 14	R: 0 E: 0 K: 1 S: 8 H: 0 LOB: 0 BB: 0 P: 12	R: 0 E: 0 K: 0 S: 8 H: 1 LOB: 1 BB: 0 P: 10	R: 0 E: 0 K: 0 S: 8 H: 0 LOB: 0 BB: 0 P: 10	1B: 4 2B: 3 3B: 0 HR: 0 SF: 0 SAC: 0 DP: 0 HBP: 0						

PITCHER	IP	WLS	BF	H	R	ER	SO	BB	IBB	HBP	BLK	WP	HR	S	P	ERA	WHIP
14 David Price, L (1, 1) ERA: 3.33	9.0	W	33	7	2	2	4	1	0	0	0	0	0	81	118	2.00	0.889

PITCHER	IP	WLS	BF	H	R	ER	SO	BB	IBB	HBP	BLK	WP	HR	S	P	ERA	WHIP

AB	32
R	2
H	7
RBI	2
BB	1
SO	4
LOB	12

WP: 0 PB: 0 SB: 1 CS: 1 PA: 34

livebaseballscorecards.com

Tampa Bay Rays @ Cleveland Indians

Progressive Field, Cleveland, OH

Wed Oct 02 2013, 8:08 PM - 11:48 PM EDT

Att. 43,579 - Clear - 69 F

livebaseballscorecards.com

Batter	1	2	3	4	5	6	7	8	9	AB	R	H	RBI	BB	SO	LOB
7 David DeJesus, L (1, 7)	C FF 94 X FF 97 0-1 ① L8		C CH 86 S CH 86 B FF 99 F SL 87 F CH 86 B FF 100 B CH 88 F FF 98 X FF 98 3-2 ③ F9		1 SAFE F SI 92 M SL 83 D SL 87 B SI 93 B SI 94 F SI 93 S SL 85 3-3 ① K			F SI 88 C SI 92 H SL 85 1-2 21 G5-4-3 9 1B HBP	B FF 92 F FF 92 C SL 82 B FF 91 X FF 91 2-2 ③ F9	4	0	0	0	0	1	3
9 Wil Myers, R (1, 9) OBP: 0.250, SLG: 0.250 41 Kevin Kiermaier, L (8, 8)	B FF 95 B FF 96 C FF 95 C FF 98 S FF 98 2-3 ② K			C SL 84 B SL 87 C SI 95 F FF 97 B SL 89 F FF 98 C SI 96 2-3 ① K	F SL 80 B FC 92 C SL 81 S FC 94 1-3 ② K			B FF 94 C SI 87 F SI 91 1 SAFE B SL 84 X FF 93 2-2 21 G5-4-3 1-2 1B		4 0	0 0	1 0	0 0	0 0	3 0	1 0
21 James Loney, L (1, 3) OBP: 0.250, SLG: 0.250	C FF 98 C SL 86 S FF 100 0-3 ③ K			B CH 83 B FF 96 X FF 97 2-0 18 F9 3 1B 8 2B 1B	S FC 94 C SL 83 B FC 96 1-2 ③ CS 1-2	X SL 80 0-0 ① F7		C SI 92 F FF 93 X FF 94 0-2 ① ② G5-4-3 1-2f 2-3		4	1	1	0	0	1	2
3 Evan Longoria, R (1, 5) OBP: 0.250, SLG: 0.250		F FF 95 S FF 98 B FF 98 B CH 88 S CH 87 2-3 ① K2-3		B FF 97 B FF 97 X FF 96 2-0 8 2B 1-2 1B		C FC 94 C FC 94 B SL 83 S SL 83 1-3 ② K		C SL 82 B SI 93 B SI 91 B SL 80 X SI 88 3-1 ③ L5		4	1	1	0	0	2	1
18 Ben Zobrist, S (1, 4) OBP: 0.250, SLG: 0.250		F FF 98 F SL 88 X FF 100 0-2 ② P5		D CH 84 X FF 96 1-0 ② F9 2-3		B FC 95 B FC 95 F FC 93 C SL 82 B SL 82 X FC 94 3-2 ③ L3			B FF 96 B FF 97 X FF 97 2-0 15 E 15 FC5 11 1B 1B	4	1	1	0	0	0	2
8 Desmond Jennings, R (1, 8) OBP: 0.667, SLG: 1.000 5 Sam Fuld, L (7, PR) (7, 8) (8, 9)		S SL 88 X FF 98 0-1 ③ P5		B CH 85 X FF 97 1-0 1-H 3-H 2B			C FC 93 B SL 80 B FC 93 X FC 93 2-1 11 G1-3 1B		C KC 86 S KC 86 1 SAFE F KC 87 B FF 96 B FF 97 S KC 87 2-3 ① K	3 1	0 0	2 0	2 0	0 0	0 1	0 1
15 Delmon Young, R (1, 10) OBP: 0.500, SLG: 1.333			X FF 95 0-0 HR	I IN 71 I IN 72 I IN 74 I IN 75 4-0 IBB			F FF 93 S SL 83 S SL 83 0-3 ① K		B FF 90 F SI 90 1 SAFE S SL 83 X FF 90 1-2 FC5 11 1B 1-3	3	1	1	1	1	1	2
11 Yunel Escobar, R (1, 6) OBP: 0.250, SLG: 0.250			B FF 96 C FF 96 S SL 88 B FF 99 X CH 86 2-2 ① F8	X SL 85 0-0 ③ G6-3			1 SAFE X SI 91 0-0 ② G1-3 1-2		X SL 83 0-0 1-2 3-H 1B	4	0	1	1	0	0	3
28 José Molina, R (1, 2)			C SL 86 X FF 96 0-1 ② G4-3		F CH 87 F FF 92 B SI 93 B SL 88 F CH 84 F FF 97 B FF 97 D CH 86 4-2 21 CS BB		S SI 86 S SL 85 B SL 85 S FF 93 1-3 ③ K		C SI 89 C SL 82 B FF 90 B SL 83 S SL 81 2-3 ② K	3	0	0	0	1	2	4

	AB	34
	R	4
	H	8
	RBI	4
	BB	2
	SO	11
	LOB	19

Inning Stats																						
	R: 0	H: 0	R: 0	H: 0	R: 1	H: 1	R: 2	H: 3	R: 0	H: 0	R: 0	H: 0	R: 0	H: 1	R: 0	H: 1	R: 1	H: 2	1B: 6	SF: 0	WP: 0	PA: 38
	E: 0	LOB: 0	E: 0	LOB: 0	E: 0	LOB: 0	E: 0	LOB: 2	E: 0	LOB: 0	E: 0	LOB: 0	E: 0	LOB: 1	E: 0	LOB: 1	E: 1	LOB: 2	2B: 1	SAC: 0	PB: 0	
	K: 2	BB: 0	K: 1	BB: 0	K: 0	BB: 0	K: 1	BB: 1	K: 2	BB: 1	K: 1	BB: 0	K: 2	BB: 0	K: 0	BB: 0	K: 2	BB: 0	3B: 0	DP: 1	SB: 0	
	S: 8	P: 10	S: 8	P: 10	S: 12	P: 17	S: 10	P: 22	S: 13	P: 22	S: 7	P: 11	S: 9	P: 12	S: 10	P: 16	S: 15	P: 24	HR: 1	HBP: 1	CS: 1	

PITCHER		IP	WLS	BF	H	R	ER	SO	BB	IBB	HBP	BLK	WP	HR	S	P	ERA	WHIP
31 Danny Salazar, R ERA: 6.75	(1, 1)	4.0	L	18	4	3	3	4	1	1	0	0	0	1	42	67	6.75	1.250
35 Marc Rzepczynski, L ERA:	(5, 1)	0.1		1	0	0	0	1	0	0	0	0	0	0	4	7	0.00	0.000
27 Bryan Shaw, R ERA:	(5, 1)	1.2		5	1	0	0	2	0	0	0	0	0	0	14	22	0.00	0.600
63 Justin Masterson, R ERA:	(7, 1)	2.0		7	1	0	0	2	0	0	1	0	0	0	17	24	0.00	0.500
37 Cody Allen, R ERA:	(9, 1)	0.1		2	1	1	0	1	0	0	0	0	0	0	5	9	0.00	3.000

PITCHER		IP	WLS	BF	H	R	ER	SO	BB	IBB	HBP	BLK	WP	HR	S	P	ERA	WHIP
38 Joe Smith, R ERA:	(9, 1)	0.2		4	1	0	0	1	0	0	0	0	0	0	10	15	0.00	1.500

BOTTOM

Batter	1	2	3	4	5	6	7	8	9	AB	R	H	RBI	BB	SO	LOB
24 Michael Bourn, L (1, 8)	X FF 93 0-0 ① F9		1 SAFE C FF 92 B KC 81 1 SAFE C KC 81 S KC 82 1-3 ② K		C FF 93 S KC 81 B SI 93 S KC 82 1-3 ① K		B KC 81 B KC 79 X FF 92 2-0 ② F8			4	0	0	0	0	2	5
33 Nick Swisher, S (1, 3)	B KC 81 S FF 93 F CH 88 B KC 82 T CH 88 2-2 ② K		1 SAFE C KC 82 B FF 94 B KC 82 X CH 88 2-1 ③ G3		B KC 82 F KC 82 B SI 93 X CH 89 2-1 ② G3 1-2		S CU 81 S FF 86 S FF 93 0-3 ③ K			4	0	0	0	0	2	5
22 Jason Kipnis, L (1, 4)	C FF 94 X KC 81 0-1 ③ G1-3			C SI 93 C FF 93 F CH 88 F KC 81 B SI 93 B CH 89 X CH 88 2-2 ① G4-1	B FF 93 B KC 81 D KC 81 C SI 93 X CH 89 3-1 ③ G1-3			C CU 81 B CU 80 C FS 84 F FF 92 B FF 92 X FS 83 2-2 ① P6		4	0	0	0	0	0	2
41 Carlos Santana, S (1, 10) OBP: 0.500, SLG: 0.750		C KC 80 C KC 82 X CH 89 0-2 ① G5-3		B SI 92 C SI 92 B SI 93 X CH 88 2-1 23 1B 2B		B FF 92 S SI 94 B FF 93 F FF 93 B CH 88 F CH 88 S KC 82 3-3 ① K		C FF 92 B FF 92 C FF 92 X FF 92 1-2 1B		4	0	2	0	0	1	0
23 Michael Brantley, L (1, 7) OBP: 0.250, SLG: 0.250		C FF 94 X CH 89 0-1 ② L8		F FF 93 C KC 82 D KC 83 X CH 88 1-2 9 BB 2-3 1B		C KC 81 B KC 82 B FF 93 X KC 82 2-1 ② G5-3		F FS 83 B FF 91 X FS 80 1-1 ② F7		4	0	1	0	0	0	1
9 Ryan Raburn, R (1, 9) OBP: 0.500, SLG: 0.667		C FF 93 B KC 82 B CH 88 F CH 88 B SI 94 X CH 87 3-2 2B		B FF 93 1 SAFE F FF 93 1 SAFE 1 SAFE B KC 83 1 SAFE B SI 94 B SI 94 4-1 13 G3-6-1 1-2 BB		C FF 93 S FF 94 B FF 93 T CH 90 1-2 ③ K		B FF 98 S FF 97 C FF 98 F FF 99 C FF 99 1-3 ③ K		3	0	1	0	1	2	1
13 Asdrúbal Cabrera, S (1, 6)		C KC 80 F KC 82 B SI 93 X CH 88 1-2 ③ L8		B KC 82 X CH 87 1-0 ② ③ G3-6-1 1-2f			B KC 79 B FF 92 C FF 92 X CH 87 2-1 ① G4-3		C SI 96 B SI 99 F SI 98 B CH 85 B SI 99 S CH 86 3-3 ① K	4	0	0	0	0	1	4
10 Yan Gomes, R (1, 2) OBP: 0.500, SLG: 0.750			C FF 92 F FF 92 B FF 93 B CH 88 B KC 84 X CH 88 3-2 ① L7		B SI 93 X FF 92 1-0 8 1B 2B		F KC 79 B KC 82 X CH 88 1-1 8 1B		B CH 85 B SI 99 C SI 98 X SI 99 2-1 ② L6	4	0	2	0	0	0	0
8 Lonnie Chisenhall, L (1, 5) OBP: 0.750, SLG: 0.750			X KC 81 0-0 1B		B CH 88 C FF 92 X CH 88 1-1 33 G3 2-3 1B		C FF 94 B FF 94 B CH 88 X CH 89 2-1 1-2 1B		C SI 99 C SI 99 F FF 100 S CH 85 0-3 ③ K	4	0	3	0	0	1	0
Inning Stats	R: 0 E: 0 K: 1 S: 6 H: 0 LOB: 0 BB: 0 P: 8	R: 0 E: 0 K: 0 S: 11 H: 1 LOB: 1 BB: 0 P: 15	R: 0 E: 0 K: 1 S: 9 H: 1 LOB: 1 BB: 0 P: 15	R: 0 E: 0 K: 0 S: 12 H: 2 LOB: 2 BB: 1 P: 22	R: 0 E: 0 K: 1 S: 10 H: 2 LOB: 2 BB: 0 P: 18	R: 0 E: 0 K: 2 S: 9 H: 0 LOB: 0 BB: 0 P: 15	R: 0 E: 0 K: 1 S: 10 H: 2 LOB: 2 BB: 0 P: 17	R: 0 E: 0 K: 1 S: 13 H: 1 LOB: 1 BB: 0 P: 18	R: 0 E: 0 K: 2 S: 9 H: 0 LOB: 0 BB: 0 P: 14	1B: 6 2B: 3 3B: 0 HR: 0 SF: 0 SAC: 0 DP: 1 HBP: 0						

PITCHER	IP	WLS	BF	H	R	ER	SO	BB	IBB	HBP	BLK	WP	HR	S	P	ERA	WHIP
53 Alex Cobb, R (1, 1)	6.2	W	28	8	0	0	5	1	0	0	0	0	0	64	107	0.00	1.350
ERA:																	
62 Joel Peralta, R (7, 1)	1.0	H	4	1	0	0	1	0	0	0	0	0	0	12	16	0.00	1.000
ERA:																	
57 Jake McGee, L (8, 1)	0.1	H	1	0	0	0	1	0	0	0	0	0	0	4	5	0.00	0.000
ERA:																	
56 Fernando Rodney, R (9, 1)	1.0		3	0	0	0	2	0	0	0	0	0	0	9	14	0.00	0.000
ERA:																	

PITCHER	IP	WLS	BF	H	R	ER	SO	BB	IBB	HBP	BLK	WP	HR	S	P	ERA	WHIP

Tampa Bay Rays @ Cleveland Indians

Progressive Field, Cleveland, OH

Wed Oct 02 2013, 8:08 PM - 11:48 PM EDT

Att. 43,579 - Clear - 69 F

livebaseballscorecards.com

AB	35
R	0
H	9
RBI	0
BB	1
SO	9
LOB	18

Tampa Bay Rays @ Boston Red Sox

Fenway Park, Boston, MA

Fri Oct 04 2013, 3:11 PM - 6:43 PM EDT

Att. 38,177 - Cloudy - 63 F

livebaseballscorecards.com

Batter	1	2	3	4	5	6	7	8	9	AB	R	H	RBI	BB	SO	LOB
8 Desmond Jennings, R (1, 8) OBP: 0.429, SLG: 0.500	C FF 94 B FF 96 S FC 92 S FF 96 1-3 ① K		C CU 76 B FF 90 C FC 89 X FF 95 1-2 ③ F9		S FF 91 F FF 94 B CU 78 S FF 90 1-3 ③ K			B SI 92 D SI 92 C FF 94 B FF 90 F FF 93 B FF 94 4-2 1-2 BB		3	0	0	0	1	2	0
18 Ben Zobrist, S (1, 4) OBP: 0.250, SLG: 0.625	S FF 96 B FF 93 F FF 92 F FF 95 S FF 92 1-3 ② K			B FF 93 B CH 86 B FF 92 C FF 91 X FF 92 3-1 HR		X FF 92 0-0 ① F7		C FF 93 B FF 94 F FF 92 X CH 86 1-2 ② F9		4	1	1	1	0	1	2
9 Wil Myers, R (1, 9) OBP: 0.125, SLG: 0.125	B FF 96 C FF 96 F FF 96 B FF 97 S FF 92 2-3 ③ K			B CU 77 C FF 94 S CU 77 X FF 94 1-2 ① F9		C FF 93 F FF 93 X CU 77 0-2 ② F8		B FF 93 B FF 93 X FF 94 2-0 ③ F9		4	0	0	0	0	1	2
3 Evan Longoria, R (1, 5) OBP: 0.286, SLG: 0.167 7 David DeJesus, L (9, PH)		C FF 93 F FF 94 B FF 94 T FF 94 1-2 ① K		S FF 92 B FF 94 B CH 86 B SI 94 B SI 91 4-1 15 1B BB		C CU 75 B CH 85 F FF 94 X FC 88 1-2 ③ G4-3			C FF 87 C FF 90 F FF 90 S FS 81 0-3 ① K	2 1	0 0	0 0	0 0	1 0	1 1	0 0
15 Delmon Young, R (1, 10) OBP: 0.429, SLG: 0.833 2 Kelly Johnson, L (9, PH) OBP: 1.000, SLG: 3.000		C FF 94 S CH 87 X FF 95 0-2 ② P4		X CH 86 0-0 1-2 1B			S FF 93 F FF 90 B FF 93 F SI 90 B CH 86 X FC 90 2-2 ① G6-3		B FF 90 X FF 90 1-0 3B	3 1	0 0	1 1	0 0	0 0	0 0	0 0
1 Sean Rodríguez, R (1, 7) OBP: 0.333, SLG: 1.333 20 Matt Joyce, L (9, PH)		C FF 95 B FF 95 B FF 95 F FF 94 B CH 86 X FF 94 3-2 HR		X FF 94 0-0 ② F7			B FF 94 C CU 74 X CH 84 1-1 ② F7		S FF 90 F FS 81 S FF 81 0-3 ② K	3 1	1 0	1 0	1 0	0 0	0 1	2 1
11 Yunel Escobar, R (1, 6) OBP: 0.125, SLG: 0.125		C FF 94 B CH 87 B FF 92 B CH 87 X FF 95 3-1 ③ G5-3		X FC 91 0-0 ③ P3			C CH 85 F FF 91 B CU 77 B FF 92 S FF 91 2-3 ③ K		X SL 86 0-0 ③ G4-3	4	0	0	0	0	1	3
21 James Loney, L (1, 3) OBP: 0.286, SLG: 0.167			B FF 94 X FF 94 1-0 ① G4-3		B FF 92 B FF 92 C FF 91 X FF 92 2-1 ① G4-3			F FF 93 C CU 74 B CU 76 B FC 85 F FF 94 B FF 89 B FC 87 4-2 8 BB BB		2	0	0	0	1	0	0
59 Jose Lobaton, S (1, 2)			C FF 94 B FF 95 S FF 94 F FF 94 B FF 94 X FC 90 2-2 ② F8		B FF 93 B FC 89 X FF 91 2-0 ② F8			C FF 92 F SI 93 S CU 80 0-3 ① K		3	0	0	0	0	1	1

TOP	
AB	31
R	2
H	4
RBI	2
BB	3
SO	9
LOB	11

| Inning Stats | | |

BOTTOM

Tampa Bay Rays @ Boston Red Sox

Fenway Park, Boston, MA

Fri Oct 04 2013, 3:11 PM - 6:43 PM EDT

Att. 38,177 - Cloudy - 63 F

livebaseballscorecards.com

Batter	1	2	3	4	5	6	7	8	9	AB	R	H	RBI	BB	SO	LOB
2 Jacoby Ellsbury, L (1, 8) OBP: 0.400, SLG: 0.400	B FF 90 S FF 92 C FF 92 X FF 93 1-2 G6-3 ①		B FF 93 F FF 94 X CH 84 1-1 G3-1 ② C CH 82 B FF 91 C SI 92 F CH 83 F FF 93 S KC 81 1-3 K ③	F FF 90 C FF 92 F FF 91 F FF 91 S SI 91 0-3 K 18 1B 2-3 F CH 83 1 SAFE X SI 90 0-1 1-2 3-H 1B	B SI 90 B SI 90 X SI 90 2-0 18 1B 1-2 2-H 1B X FF 94 0-0 1-2 2-3 1B			F FC 87 F CH 83 X CU 78 0-2 18 S 18 1B 1B B FC 86 1 SAFE B SI 88 C FC 86 B SI 90 F FC 88 X FC 88 3-2 15 1B 12 BB 1-H 1B		5	1	2	1	0	1	1
18 Shane Victorino, S (1, 9) OBP: 0.800, SLG: 0.750	C FF 91 C CH 84 B SI 93 H KC 81 2-2 34 S HBP							B FC 86 1 SAFE B SI 88 C FC 86 B SI 90 F FC 88 X FC 88 3-2 15 1B 12 BB 1-H 1B		4	1	3	2	0	1	0
15 Dustin Pedroia, R (1, 4) OBP: 0.400, SLG: 0.400	C FF 91 B FF 91 1 SAFE B FF 90 1 SAFE C FF 91 F CH 84 F FF 92 X FF 91 2-2 F8 ②			1-1 34 2B 5 2B 1B 2-1 G4-3 ③	C SL 85 B FF 96 S FF 95 B FF 97 B SL 88 S SL 86 3-3 K ③			C SI 90 1 SAFE F CU 78 X CU 80 0-2 12 BB 34 BB 5 G6-3 1-3 1B		5	2	2	0	0	1	6
34 David Ortiz, L (1, 10) OBP: 0.400, SLG: 0.500	S FF 92 S FF 92 F FF 93 B FF 94 B KC 80 X FF 93 2-2 G6-3 ③ 1-2			B FF 91 B FF 90 X SI 90 2-0 5 2B 1-3 2B	B FF 92 F CH 85 F SI 92 B CH 86 X FF 93 2-2 G1-3 ①	C FF 93 F FF 96 X FF 96 0-2 G4-3 ①		B SI 89 C FC 88 F CH 84 B FC 87 B CU 77 D CU 77 4-2 5 G6-3 12 BB 39 1B 1-2 BB		4	2	1	0	1	0	1
12 Mike Napoli, R (1, 3) OBP: 0.400, SLG: 0.500		B FF 92 C FF 92 S FF 92 B FF 93 S FF 94 2-3 K ①		F FF 92 S FF 90 B SI 92 F FF 92 X SI 91 1-2 P4 ①	B CH 84 F FF 93 B KC 81 B CH 85 X FF 93 3-1 39 2B 2B	C FF 96 B FF 96 X SL 88 2-1 G6-3 ②		C FC 88 B CU 79 B CH 83 B FC 88 B SI 90 4-1 5 G6-3 1-2 2-3 3-H BB		4	1	1	1	1	1	2
5 Jonny Gomes, R (1, 7) OBP: 0.400, SLG: 0.500		C SI 93 B KC 80 C FF 91 B CH 84 X FF 94 2-2 L7 ②		F SI 91 X FF 91 0-1 7 1B 2-H 3-H 2B	I IN 69 I IN 77 I IN 77 I IN 78 4-0 39 2B IBB	S SL 88 S FF 98 F FF 98 F FF 97 S SL 87 0-3 K ③		C CU 77 F CU 78 X FC 89 0-2 G6-3 ① ② 1-2f 2-3 3-H		4	2	1	2	1	1	2
39 Jarrod Saltalamacchia, S (1, 2) OBP: 0.600, SLG: 0.750		B CH 84 B CH 84 S FF 93 F FF 92 B KC 80 F FF 92 B FF 92 4-2 7 WP BB		S CH 82 F CH 82 T FF 90 0-2 K ②	B FF 90 B FF 91 B FF 89 C FF 89 F FF 90 X FF 92 3-2 2 1B 1-H 2-H 2B		C FF 92 B FF 93 F FF 93 S FF 94 1-3 K ①	C FC 87 B SI 89 X FC 87 1-1 3-H 1B		4	1	2	3	1	2	1
7 Stephen Drew, L (1, 6) OBP: 0.200, SLG: 0.200		1 SAFE F FF 92 B FF 90 S CH 83 X SI 92 1-2 G6-3 ③		B FF 91 B CH 84 X FF 92 2-0 16 2B 2-H 1B	D SI 90 C SI 90 F SI 90 S KC 79 1-3 K ②		B CH 86 C CH 85 B CH 85 S FF 92 B FF 94 S FF 94 3-3 K ②	X SI 88 0-0 G1-3 ③		5	1	1	1	0	2	3
16 Will Middlebrooks, R (1, 5) OBP: 0.500, SLG: 0.667			B FF 91 X SI 92 1-0 F9 ①	C CH 80 F FF 90 1 SAFE X CH 84 0-2 2 PB 18 1B 1-H 2B	I IN 73 I IN 75 I IN 75 I IN 76 4-0 18 1B 2 1B IBB		B FF 94 C FF 92 B FF 94 X CH 85 2-1 G4-3 ③			3	1	1	1	1	0	0
Inning Stats	R: 0 E: 0 K: 0 S: 14 H: 0 LOB: 1 BB: 0 P: 21	R: 0 E: 0 K: 1 S: 12 H: 0 LOB: 1 BB: 1 P: 21	R: 0 E: 0 K: 1 S: 8 H: 0 LOB: 0 BB: 0 P: 11	R: 5 E: 0 K: 2 S: 25 H: 6 LOB: 2 BB: 0 P: 33	R: 3 E: 0 K: 2 S: 16 H: 4 LOB: 3 BB: 2 P: 38	R: 0 E: 0 K: 1 S: 10 H: 0 LOB: 0 BB: 0 P: 12	R: 0 E: 0 K: 2 S: 8 H: 0 LOB: 0 BB: 0 P: 14	R: 4 E: 0 K: 0 S: 18 H: 4 LOB: 1 BB: 2 P: 30		1B: 9 2B: 5 3B: 0 HR: 0 SF: 0 SAC: 0 DP: 1 HBP: 1						

	AB	38
	R	12
	H	14
	RBI	11
	BB	5
	SO	9
	LOB	16

WP: 1 PA: 44
PB: 1
SB: 2
CS: 0

PITCHER		IP	WLS	BF	H	R	ER	SO	BB	IBB	HBP	BLK	WP	HR	S	P	ERA	WHIP
55 Matt Moore, L ERA: 14.54	(1, 1)	4.1	L	25	8	8	7	4	1	1	1	0	1	0	67	106	14.54	2.077
49 Wesley Wright, L ERA:	(5, 1)	0.1		3	1	0	0	1	0	1	0	0	0	0	4	11	0.00	3.000
22 Chris Archer, R ERA:	(5, 1)	1.1		5	1	0	0	2	0	0	0	0	0	0	14	19	0.00	0.750
54 Alex Torres, L ERA:	(7, 1)	1.0		3	0	0	0	2	0	0	0	0	0	0	8	14	0.00	0.000
35 Jamey Wright, R ERA: 36.0	(8, 1)	1.0		8	4	4	4	0	2	0	0	0	0	0	18	30	36.00	6.000

PITCHER	IP	WLS	BF	H	R	ER	SO	BB	IBB	HBP	BLK	WP	HR	S	P	ERA	WHIP

Batter	1	2	3	4	5	6	7	8	9	AB	R	H	RBI	BB	SO	LOB
7 David DeJesus, L (1, 7)	B FF 94 B FF 92 B FF 92 C FF 92 B FF 93 4-1 3 G5-3 21 1B BB		F FF 90 F FF 92 S CU 82 0-3 ① K		C FF 90 F FC 86 H FF 91 1-2 21 2B HBP	B SI 91 X SI 91 1-0 ③ G6-3			F FF 90 F FS 81 S FS 82 0-3 ② K	1	1	0	0	1	1	0
1 Sean Rodríguez, R (6, PH) OBP: 0.250, SLG: 1.000										1	0	0	0	0	0	1
59 Jose Lobaton, S (6, 2)										1	0	0	0	0	1	0
9 Wil Myers, R (1, 9) OBP: 0.077, SLG: 0.077	C FF 92 B FF 94 B FF 93 S FC 84 F FF 93 F FF 93 S FC 85 2-3 ① K		B FF 93 F CU 80 X FF 93 1-1 ② G1-3		F CU 80 B FC 85 F FC 85 X FF 92 1-2 ② L9 2-3		B SI 91 C SI 91 B SI 92 X CH 80 2-1 ① G5-3		C FF 90 C FF 89 F FS 83 F FS 83 X FF 90 0-2 ③ G3	5	0	0	0	0	1	3
21 James Loney, L (1, 3) OBP: 0.455, SLG: 0.444	F SI 93 X FC 86 0-1 1-2 1B		F FC 86 C FF 92 B CU 83 S CU 82 1-3 ③ K		B CU 81 D CH 84 X FC 85 2-0 1-H 3-H 2B		H SI 91 1-0 3 BB HBP			3	0	2	2	0	1	0
3 Evan Longoria, R (1, 5) OBP: 0.455, SLG: 0.250	X FC 86 0-0 ② ③ G5-3 2-3f			F FF 91 X FF 91 0-1 1B	B FF 91 C FF 92 S FF 92 B FF 92 D FC 85 B FC 85 4-2 BB		B CH 77 B SI 91 S SI 92 S SL 89 B SI 92 F FF 92 B CH 76 4-2 18 G4-6-3 1-2 BB			2	0	1	0	2	0	2
18 Ben Zobrist, S (1, 4) OBP: 0.250, SLG: 0.455		B FF 92 S SI 92 B SI 94 B FC 87 B FF 92 4-1 8 1B 15 SF9 BB		B CU 78 S FC 85 B FF 90 F FF 89 C SI 92 2-3 ① K	B CH 83 C SI 91 D CU 81 S FC 85 F FF 92 B FC 85 C FF 91 3-3 ③ K		F SI 91 X SI 92 0-1 ② ③ G4-6-3 1-2f			3	1	0	0	1	2	5
8 Desmond Jennings, R (1, 8) OBP: 0.455, SLG: 0.500		B FF 92 B FF 92 C FF 93 B FF 92 F FC 85 X FF 92 3-2 28 S 1-3 1B		C FC 86 S FF 92 F FF 93 F FF 93 D CU 83 F CU 81 B FC 86 X FF 91 2-2 ② P5		C FF 88 X CU 78 0-1 15 G6-3 11 1B 1B		F FF 94 X FF 95 0-1 ① P6		4	1	2	0	0	0	1
15 Delmon Young, R (1, 10) OBP: 0.364, SLG: 0.667		S FC 85 C FF 92 F FF 93 X FF 94 0-2 ① SF9 3-H		S FC 86 X FF 92 0-1 ③ L9		S FC 83 S FC 84 D FC 84 X FC 84 1-2 ① G6-3 1-2		S CU 75 X CU 76 0-1 11 G4-6-3 1B		3	0	1	1	0	0	2
11 Yunel Escobar, R (1, 6) OBP: 0.250, SLG: 0.333		X FC 86 0-0 ② L8			X CU 78 0-0 9 L9 21 2B 2B	X FF 91 0-0 2-H 1B		B FF 95 B FF 94 C FF 94 S FO 88 B FO 89 X FF 95 3-2 ② ③ G4-6-3 1-2f		4	1	2	1	0	0	2
28 José Molina, R (1, 2) 20 Matt Joyce, L (6, PH) (6, 7)		1 SAFE B FF 92 S FC 85 C FF 93 D CU 81 T FF 93 2-2 ③ K 1-2			X FF 90 0-0 ① G6-3	C FF 91 X SI 91 0-1 ② F8			C FS 82 S FS 82 S FF 90 0-3 ① K	2 2	0 0	0 0	0 0	0 0	1 1	2 1
Inning Stats	R: 0 E: 0 K: 1 S: 9 H: 1 LOB: 1 BB: 1 P: 15	R: 1 E: 0 K: 1 S: 12 H: 1 LOB: 1 BB: 1 P: 21	R: 0 E: 0 K: 2 S: 8 H: 0 LOB: 0 BB: 0 P: 10	R: 0 E: 0 K: 1 S: 13 H: 1 LOB: 1 BB: 0 P: 17	R: 2 E: 0 K: 1 S: 14 H: 2 LOB: 2 BB: 1 P: 25	R: 1 E: 0 K: 0 S: 9 H: 2 LOB: 1 BB: 0 P: 11	R: 0 E: 0 K: 0 S: 7 H: 0 LOB: 1 BB: 1 P: 14	R: 0 E: 0 K: 0 S: 7 H: 1 LOB: 0 BB: 0 P: 10	R: 0 E: 0 K: 2 S: 11 H: 0 LOB: 0 BB: 0 P: 11	1B: 6 2B: 2 3B: 0 HR: 0 SF: 1 SAC: 0 DP: 3 HBP: 2						

PITCHER		IP	WLS	BF	H	R	ER	SO	BB	IBB	HBP	BLK	WP	HR	S	P	ERA	WHIP
41 John Lackey, R ERA: 6.75	(1, 1)	5.1	W	26	7	4	4	6	3	0	1	0	0	0	62	95	6.75	1.875
32 Craig Breslow, L ERA:	(6, 1)	1.2	H	6	0	0	0	0	1	0	1	0	0	0	10	18	0.00	0.600
36 Junichi Tazawa, R ERA:	(8, 1)	1.0	H	3	1	0	0	0	0	0	0	0	0	0	7	10	0.00	1.000
19 Koji Uehara, R ERA:	(9, 1)	1.0	S	3	0	0	0	2	0	0	0	0	0	0	11	11	0.00	0.000

PITCHER	IP	WLS	BF	H	R	ER	SO	BB	IBB	HBP	BLK	WP	HR	S	P	ERA	WHIP

TOP

Tampa Bay Rays @ Boston Red Sox

Fenway Park, Boston, MA

Sat Oct 05 2013, 5:38 PM - 8:51 PM EDT

Att. 38,705 - Partly Cloudy - 65 F

livebaseballscorecards.com

AB	31
R	4
H	8
RBI	4
BB	4
SO	8
LOB	19

WP: 0 PA: 38
PB: 0
SB: 1
CS: 0

Tampa Bay Rays @ Boston Red Sox

Fenway Park, Boston, MA

Sat Oct 05 2013, 5:38 PM - 8:51 PM EDT

Att. 38,705 - Partly Cloudy - 65 F

livebaseballscorecards.com

BOTTOM

Batter	1	2	3	4	5	6	7	8	9	AB	R	H	RBI	BB	SO	LOB
2 Jacoby Ellsbury, L (1, 8) OBP: 0.556, SLG: 0.667	C SI 93 X SI 93 0-1 18 E 18 S 15 SF8 1B		X SI 92 0-0 18 1B 15 FC5-4 2-H 2B		C FF 90 C FF 92 B KC 79 X SI 92 1-2 15 2B 1B		C SI 90 C SI 91 S CH 82 0-3 ① K			4	3	3	1	0	1	0
18 Shane Victorino, S (1, 9) OBP: 0.556, SLG: 0.500	D CH 84 B CH 84 F SI 93 1 SAFE 1 SAFE C FC 87 F SI 94 X SI 94 2-2 ① G5-3 1-3		L SI 92 B FC 86 X SI 93 1-1 15 FC5-4 2-3 1B		X CH 82 0-0 ① F9		C SI 92 B SI 92 X SI 93 1-1 ② G5-3			4	0	1	0	0	0	2
15 Dustin Pedroia, R (1, 4) OBP: 0.333, SLG: 0.500	X FC 88 0-0 ② SF8 3-H		C FF 94 F FF 93 X FF 94 0-2 ① FC5-4 34 G3-6 1-2f 3-H		1 SAFE B SI 91 1 SAFE 1 SAFE B FC 85 X SI 90 2-0 1-H 2B		C FF 93 F FF 94 S CH 84 0-3 ③ K2-3			3	0	1	3	0	1	1
34 David Ortiz, L (1, 10) OBP: 0.444, SLG: 1.250	B SI 93 X FC 86 1-0 HR		F SI 95 C FF 95 F SI 95 1 SAFE X SI 95 0-2 ②③ G3-6 1-2f		C SI 92 D CH 84 S CH 83 T FF 94 1-2 ② K			B SI 91 X SI 91 1-0 HR		4	2	2	2	0	1	2
12 Mike Napoli, R (1, 3) OBP: 0.444, SLG: 0.333	B SI 94 C SI 95 S FF 94 S SI 96 1-3 ③ K			B SI 92 B SI 92 B SI 93 B FF 93 4-0 5 FC5-4 BB	B CH 83 B FF 94 B CH 84 F FF 94 B SI 93 4-1 5 FC6-4 BB			B SI 96 X FF 96 1-0 ① P4		2	0	0	0	2	1	0
5 Jonny Gomes, R (1, 7) OBP: 0.333, SLG: 0.375		C FC 86 X SI 93 0-1 ① L8		C FC 87 X SI 94 0-1 ① FC5-4 7 3B 1-2f	B CH 83 B SI 93 X SI 93 2-0 ③ FC6-4 1-2f			C FF 97 B SI 97 B FF 97 B FF 97 X FF 95 3-1 7 F8 16 1B 1B		4	1	1	0	0	0	3
16 Will Middlebrooks, R (1, 5) OBP: 0.375, SLG: 0.429		B FF 94 C CH 84 B FC 86 X FF 94 2-1 ② G6-3		C FF 93 B FC 85 2 SAFE C CH 83 B FF 94 F FF 94 F FC 88 F SI 95 X FC 85 2-2 ② G5-3		X CH 82 0-0 ① P3		X FF 97 0-0 3 FC5-4 1-2 1B		4	0	1	0	0	0	1
7 Stephen Drew, L (1, 6) OBP: 0.222, SLG: 0.444		C SI 94 B SI 94 X SI 94 1-1 ③ F7		F SI 92 F SI 94 B FF 94 F SI 94 B SI 94 X SI 94 2-2 2-H 3B		C SI 91 X SI 92 0-1 ② G4-3		B SI 96 F FF 95 X SI 97 1-1 ② F8 2-3		4	0	1	1	0	0	2
3 David Ross, R (1, 2) OBP: 0.250, SLG: 0.500			F FF 93 B SI 94 B FC 86 X CH 85 2-1 2 2B 2B	B SI 94 C SI 94 B SI 94 X FC 87 2-1 ③ L5		F SI 92 B KC 76 B FF 92 C SI 93 C SI 92 2-3 ③ K		X SI 96 0-0 ③ FC5-4 1-2f		4	1	1	0	0	1	3
Inning Stats	R: 2 E: 0 K: 1 S: 11 H: 2 LOB: 0 BB: 0 P: 15	R: 0 E: 0 K: 0 S: 6 H: 0 LOB: 0 BB: 0 P: 9	R: 2 E: 0 K: 0 S: 12 H: 3 LOB: 0 BB: 0 P: 15	R: 1 E: 1 K: 0 S: 14 H: 1 LOB: 1 BB: 1 P: 24	R: 1 E: 0 K: 1 S: 10 H: 2 LOB: 2 BB: 1 P: 20	R: 0 E: 0 K: 1 S: 6 H: 0 LOB: 0 BB: 0 P: 8	R: 0 E: 0 K: 2 S: 8 H: 0 LOB: 0 BB: 0 P: 9	R: 1 E: 0 K: 0 S: 8 H: 3 LOB: 2 BB: 0 P: 14		1B: 5 2B: 3 3B: 1 HR: 2 SF: 1 SAC: 0 DP: 1 HBP: 0						

	AB	33
	R	7
	H	11
	RBI	7
	BB	2
	SO	5
	LOB	14

WP: 0 PB: 0 SB: 1 CS: 0 PA: 36

PITCHER		IP	WLS	BF	H	R	ER	SO	BB	IBB	HBP	BLK	WP	HR	S	P	ERA	WHIP
14 David Price, L ERA: 9.0	(1, 1)	7.0	L	31	9	7	7	5	2	0	0	0	0	2	68	102	9.00	1.571
57 Jake McGee, L ERA:	(8, 1)	1.0		5	2	0	0	0	0	0	0	0	0	0	7	12	0.00	2.000

PITCHER		IP	WLS	BF	H	R	ER	SO	BB	IBB	HBP	BLK	WP	HR	S	P	ERA	WHIP

Batter	1	2	3	4	5	6	7	8	9	AB	R	H	RBI	BB	SO	LOB
2 Jacoby Ellsbury, L (1, 8) OBP: 0.571, SLG: 0.714	F SI 91 X KC 80 0-1 15 E 18 HBP 1B		B CH 86 X CH 85 1-0 ① F7		B KC 80 F CH 87 X CH 88 1-1 18 1B 15 WP 2B		F FS 82 B CU 80 B FS 84 X FF 91 2-1 ① L4		1 SAFE B SI 95 B CH 83 X SI 96 2-0 37 S 18 SH1-4 1-2 1B	5	2	3	0	0	0	0
18 Shane Victorino, S (1, 9) OBP: 0.538, SLG: 0.455	B FF 91 H SI 92 2-0 15 FC5-4 1-2 HBP		C KC 80 S KC 80 B FF 93 F CH 87 B KC 81 F FF 88 T KC 81 2-2 ② K		C FF 92 X CH 85 0-1 15 G4-3 34 1B 15 WP 2-3 1B		B FF 91 C CU 78 X FS 82 1-1 ② F7		B FF 95 X SI 96 1-0 ① SH1-4 1-2 2-3	3	1	1	0	0	1	0
15 Dustin Pedroia, R (1, 4) OBP: 0.214, SLG: 0.308	C FF 92 X SI 92 0-1 ① FC5-4 1-2f 2-H		C FF 92 B KC 81 C FF 92 F KC 80 S CH 87 1-3 ③ K		B SI 92 1 SAFE S CH 86 B FF 91 D CH 86 C FF 91 X FF 93 3-2 ② G4-3 1-3 3-H		F FS 82 C FF 92 B FF 91 B FF 92 B FS 84 X FF 91 3-2 ③ F9		F FF 96 B FF 98 X CH 86 1-1 ② G6-3 3-H	5	0	0	1	0	1	4
34 David Ortiz, L (1, 10) OBP: 0.615, SLG: 1.222 50 Quintin Berry, L (8, PR) (8, 10) 37 Mike Carp, L (9, PH) (9, 10)	B FF 92 B KC 78 B CH 86 B FF 91 4-0 BB			S FF 91 B CH 86 B KC 81 B FF 92 F FF 92 F KC 82 B SI 89 4-2 29 L8 12 1B BB	B FF 91 C CH 87 X FF 92 1-1 3-H 1B			B FF 97 B FF 96 B FF 96 C SI 95 F SI 97 F SI 97 F SI 98 F FF 98 B SI 97 4-2 12 S BB	B FF 98 D CH 84 B SI 97 F FF 97 C SI 98 C SI 97 3-3 ③ K 2-3	1 0 1	0 0 0	1 0 0	1 0 0	3 0 0	0 0 1	0 0 2
12 Mike Napoli, R (1, 3) OBP: 0.385, SLG: 0.300	X FF 92 0-0 ② F7			C FF 91 B FF 91 X KC 80 1-1 1-2 1B	F SI 92 S CH 87 B FF 92 X CH 88 1-2 ③ G6-3			B SI 96 B SI 96 C FF 96 C SI 96 B SI 97 X FF 96 3-2 ① G6-3 1-2		4	0	1	0	0	0	4
29 Daniel Nava, S (1, 7) 5 Jonny Gomes, R (8, PH) OBP: 0.400, SLG: 0.375 (8, 7)	B SI 92 C FF 91 C FF 91 F FF 92 F CH 86 F KC 81 X CH 86 1-2 ③ G1-3			D KC 78 B CH 87 C FF 92 S KC 80 B FF 92 F FF 92 F KC 81 F CH 86 X KC 81 3-2 ① L8 2-3	C FF 93 B FF 91 B FF 94 C FF 92 F FF 93 S CH 85 2-3 ① K			I IN 67 I IN 68 I IN 68 I IN 65 4-0 IBB	3 0	0 0	0 0	0 0	0 1	1 0	4 0
39 Jarrod Saltalamacchia, S (1, 2) OBP: 0.444, SLG: 0.500		B FF 91 S KC 78 B KC 79 S CH 85 S SI 92 2-3 ① K	B FF 93 C FF 92 S FF 88 B FF 93 S KC 82 3 SAFE 2-3 ② K		B CH 86 S CH 83 X CH 84 1-1 1B			S SI 96 F SI 97 S SI 97 0-3 ② K		4	0	1	0	0	3	4
7 Stephen Drew, L (1, 6) OBP: 0.154, SLG: 0.308		B FF 91 C FF 91 C KC 80 X SI 92 1-2 ② F7	F FF 91 B FF 92 F KC 80 F SI 92 X CH 86 1-2 ③ G1		F SI 93 B FF 92 X FF 93 1-1 ② P6			C SI 97 S SI 97 B SI 98 F SI 98 F FF 97 X SI 96 1-2 ③ P5		4	0	0	0	0	0	5
16 Will Middlebrooks, R (1, 5) OBP: 0.333, SLG: 0.300 72 Xander Bogaerts, R (9, PR) (9, 5)		X KC 80 0-0 ③ G1-3			C FF 90 B KC 79 B KC 78 S CH 86 S CH 87 2-3 ① K	C FF 93 F FF 93 C FF 92 0-3 ③ K			B CH 83 B FF 94 B SI 94 C SI 92 B SI 95 4-1 18 SH1-4 2 1B 15 G6-3 BB	3 0	0 1	0 0	0 0	1 0	2 0	1 0
Inning Stats	R: 1 E: 1 K: 0 S: 11 H: 1 LOB: 2 BB: 1 P: 18	R: 0 E: 0 K: 1 S: 7 H: 0 LOB: 0 BB: 0 P: 10	R: 0 E: 0 K: 2 S: 10 H: 0 LOB: 0 BB: 0 P: 14	R: 0 E: 0 K: 1 S: 18 H: 1 LOB: 2 BB: 1 P: 29	R: 2 E: 0 K: 1 S: 15 H: 3 LOB: 1 BB: 0 P: 23	R: 0 E: 0 K: 2 S: 11 H: 1 LOB: 1 BB: 0 P: 15	R: 0 E: 0 K: 0 S: 7 H: 0 LOB: 0 BB: 0 P: 13	R: 0 E: 0 K: 1 S: 16 H: 0 LOB: 2 BB: 2 P: 28	R: 1 E: 0 K: 1 S: 8 H: 1 LOB: 2 BB: 1 P: 19	1B: 6 2B: 1 3B: 0 HR: 0	SF: 0 SAC: 1 DP: 0 HBP: 1	WP: 1 PB: 0 SB: 2 CS: 0	PA: 40			

PITCHER		IP	WLS	BF	H	R	ER	SO	BB	IBB	HBP	BLK	WP	HR	S	P	ERA	WHIP
53 Alex Cobb, R ERA: 1.54	(1, 1)	5.0		23	5	3	2	5	2	0	1	0	1	0	61	94	3.60	1.400
54 Alex Torres, L ERA:	(6, 1)	1.0		4	1	0	0	2	0	0	0	0	0	0	11	15	0.00	1.000
62 Joel Peralta, R ERA:	(7, 1)	1.0		3	0	0	0	0	0	0	0	0	0	0	7	13	0.00	0.000
57 Jake McGee, L ERA:	(8, 1)	1.0		5	0	0	0	1	1	1	0	0	0	0	16	28	0.00	1.000
56 Fernando Rodney, R ERA: 4.5	(9, 1)	1.0	W	5	1	1	1	1	1	0	0	0	0	0	8	19	9.00	2.000

PITCHER	IP	WLS	BF	H	R	ER	SO	BB	IBB	HBP	BLK	WP	HR	S	P	ERA	WHIP

TOP

Boston Red Sox @ Tampa Bay Rays

Tropicana Field, St. Petersburg, FL

Mon Oct 07 2013, 6:10 PM - 10:30 PM EDT

Att. 33,675 - Dome - 72 F

livebaseballscorecards.com

AB	33
R	4
H	7
RBI	2
BB	5
SO	9
LOB	24

Boston Red Sox @ Tampa Bay Rays

Tropicana Field, St. Petersburg, FL

Mon Oct 07 2013, 6:10 PM - 10:30 PM EDT

Att. 33,675 - Dome - 72 F

livebaseballscorecards.com

BOTTOM

Batter	1	2	3	4	5	6	7	8	9	AB	R	H	RBI	BB	SO	LOB
7 David DeJesus, L (1, 7) OBP: 0.417, SLG: 0.333 1 Sean Rodríguez, R (7, PH) OBP: 0.167, SLG: 0.667 (8, 7) (9, 3)	C SI 90 B CH 81 B CH 81 F FC 88 B SI 92 X FF 92 3-2 18 FC3-6 1B		C FC 89 F FS 86 B SI 93 C CU 78 1-3 ③ K		B SI 91 X FF 91 1-0 3 HR 1-3 2B		X SI 90 0-0 ① P5	C FF 94 B KC 78 S FC 89 B KC 78 B FF 90 X FF 90 3-2 ③ F7		3 1 2 0 0 1 0 2 0 0 0 0 0 3						
18 Ben Zobrist, S (1, 4) OBP: 0.294, SLG: 0.400	C SI 91 ① 1 SAFE 1 SAFE 1 SAFE F FC 87 B FF 91 B CH 80 F SI 93 1 SAFE 2-2 X FF 91 FC3-6 1-2f			C CU 75 B FF 92 F FC 88 B FC 89 F FS 84 F FF 92 B CH 80 B FF 92 4-2 8 BB 21 1B BB	S FC 88 B FF 93 S CH 82 X CH 80 1-2 ② P6		B SI 90 X SI 90 1-0 3 WP 1B		X FS 81 0-0 ① G3-1	4 0 1 0 1 0 3						
3 Evan Longoria, R (1, 5) OBP: 0.375, SLG: 0.462	1 SAFE C FC 89 S SI 90 F SI 92 X CH 81 0-2 ② F8			1 SAFE F FC 88 S FF 92 B CU 78 1 SAFE B SI 91 1 SAFE F FF 93 F CU 79 2-3 ① C CH 81 K	F FF 92 X CH 82 0-1 2-H 3-H HR		B CU 74 F FF 95 F FF 95 B FF 96 F FF 95 X FO 90 2-2 ② P5 1-2		B FS 82 X FF 89 1-0 ② L8	5 1 1 3 0 1 3						
9 Wil Myers, R (1, 9) OBP: 0.118, SLG: 0.063 57 Jake McGee, L (8, 1) 59 Jose Lobaton, S (9, 2) OBP: 0.200, SLG: 0.800	X FC 88 0-0 ③ G4-3			F CH 79 1 SAFE B FF 92 F FC 89 B CU 79 F FC 89 S SI 92 2-3 ② K	B CU 78 S FC 89 B FC 89 B CU 78 B FC 88 4-1 21 1B BB		C FF 95 B CU 75 B FF 96 F FF 95 S FO 90 2-3 ③ K		S FS 82 X FS 81 0-1 HR	3 0 0 0 1 2 3 0 0 0 0 0 0 0 1 1 1 1 0 0 0						
21 James Loney, L (1, 3) OBP: 0.600, SLG: 0.667 5 Sam Fuld, L (8, PR) (9, 9)		B SI 90 X FF 91 1-0 8 L3-6 2B		1 SAFE C SI 92 B FF 93 C FC 89 X SI 92 1-2 8 BB 1-2 1B	B SI 91 1 SAFE X FC 88 1-0 1-2 1B			B SI 95 F SI 95 B SI 95 F SI 95 B CU 75 B FF 95 4-2 11 1B 8 1B 15 G3 BB		3 0 3 0 1 0 0 0 1 0 0 0 0 0						
8 Desmond Jennings, R (1, 8) OBP: 0.467, SLG: 0.462		F FF 92 B FC 88 B SI 91 X FC 90 2-1 ①② L3-6 2-2		B FF 94 C FF 93 F FF 92 B CU 79 D CH 82 B FF 90 4-2 1-2 2-3 BB	B CU 78 S FC 89 X FC 89 1-1 ③ P6			1 SAFE D FF 96 F SI 93 X CH 83 1-1 15 G3 11 1B 1-2 1B		3 0 1 0 1 0 3						
20 Matt Joyce, L (1, 10) (8, 9) (9, 7)		C CH 83 S FS 85 B FS 85 X FF 93 1-2 ③ L7		C SI 92 F FF 94 S CH 82 0-3 ③ K		B SI 90 B CH 79 X SI 91 2-0 ① P5		C FF 94 X FF 92 0-1 ① B2		4 0 0 0 0 1 5						
11 Yunel Escobar, R (1, 6) OBP: 0.313, SLG: 0.375			C FC 90 B FF 91 F FF 91 X FF 90 1-2 ① G5-3		B FC 86 X SI 90 1-0 7 2B 3 HR 1B	C CU 77 B FF 90 X FC 88 1-1 ② P3		D KC 76 X FF 88 1-0 15 G3 1-2 2-3 1B		4 1 2 0 0 0 0						
28 José Molina, R (1, 2) 15 Delmon Young, R (8, PH) OBP: 0.333, SLG: 0.600 56 Fernando Rodney, R (9, 1)			B FF 92 F FF 91 F FF 92 B FC 89 S FC 89 2-3 ② K		1 SAFE B FF 90 B FF 91 X FC 87 2-0 ① F8	X FC 86 0-0 ③ P5		X KC 75 0-0 ② G3 1-2 2-3 3-H		3 0 0 0 0 1 1 1 0 0 1 0 0 2 0 0 0 0 0 0 0						

Inning Stats	1	2	3	4	5	6	7	8	9
	R: 0 H: 1 E: 0 LOB: 1 K: 0 BB: 0 S: 12 P: 17	R: 0 H: 1 E: 0 LOB: 0 K: 0 BB: 0 S: 6 P: 10	R: 0 H: 0 E: 0 LOB: 0 K: 2 BB: 0 S: 9 P: 13	R: 0 H: 1 E: 0 LOB: 3 K: 3 BB: 2 S: 21 P: 34	R: 3 H: 4 E: 0 LOB: 2 K: 0 BB: 1 S: 12 P: 23	R: 0 H: 0 E: 0 LOB: 0 K: 0 BB: 0 S: 4 P: 7	R: 0 H: 1 E: 0 LOB: 1 K: 1 BB: 0 S: 9 P: 14	R: 1 H: 2 E: 0 LOB: 3 K: 0 BB: 1 S: 11 P: 20	R: 1 H: 1 E: 0 LOB: 0 K: 0 BB: 0 S: 4 P: 5

AB	36
R	5
H	11
RBI	5
BB	4
SO	6
LOB	23

1B: 7 SF: 0 PA: 40
2B: 3 SAC: 0
3B: 0 DP: 1
HR: 2 HBP: 0

WP: 1
PB: 0
SB: 0
CS: 0

PITCHER		IP	WLS	BF	H	R	ER	SO	BB	IBB	HBP	BLK	WP	HR	S	P	ERA	WHIP
11 Clay Buchholz, R ERA: 4.5	(1, 1)	6.0		27	7	3	3	5	3	0	0	0	0	1	64	104	4.50	1.667
32 Craig Breslow, L ERA:	(7, 1)	0.1		2	1	0	0	0	0	0	0	0	0	0	2	3	0.00	3.000
36 Junichi Tazawa, R ERA:	(7, 1)	0.2		2	0	0	0	1	0	0	0	0	1	0	7	11	0.00	0.000
56 Franklin Morales, L ERA: 27.0	(8, 1)	0.1		3	1	1	1	0	1	0	0	0	0	0	6	11	27.00	6.000
67 Brandon Workman, R ERA:	(8, 1)	0.2		3	1	0	0	0	0	0	0	0	0	0	5	9	0.00	1.500

PITCHER		IP	WLS	BF	H	R	ER	SO	BB	IBB	HBP	BLK	WP	HR	S	P	ERA	WHIP
19 Koji Uehara, R ERA: 5.4	(9, 1)	0.2	L	3	1	1	1	0	0	0	0	0	0	1	4	5	13.50	1.500

Boston Red Sox @ Tampa Bay Rays

Tropicana Field, St. Petersburg, FL

Tue Oct 08 2013, 8:42 PM - 12:30 AM EDT

Att. 32,807 - Dome - 72 F

TOP

livebaseballscorecards.com

Batter	1	2	3	4	5	6	7	8	9	AB	R	H	RBI	BB	SO	LOB
2 Jacoby Ellsbury, L (1, 8) OBP: 0.526, SLG: 0.611	C FF 92 B CU 78 S CH 80 X CH 81 1-2 F9 ①		X FF 90 0-0 G4-3-6 ①② 1-2f		1 SAFE B FF 92 C FF 93 B FF 94 X FF 93 2-1 FC6-4 ② 18 HBP 1-2f		B SI 98 F SI 96 X SI 97 1-1 18 S 18 1B 1-3 1B		B SI 97 B SI 96 B CH 84 B FF 96 4-0 15 SF9 18 HBP 1-2 BB	4	1	1	0	1	0	2
18 Shane Victorino, S (1, 9) OBP: 0.556, SLG: 0.429	X FF 91 0-0 P5 ②		B SI 91 S FF 92 B FF 94 F CH 83 S KC 80 2-3 K ③		1 SAFE 1 SAFE B CH 85 C CH 85 1 SAFE H FF 93 2-1 1-2 HBP		B CU 80 C FF 92 X FF 92 1-1 15 1B 1-H 3-H 1B		B SI 95 B FF 95 B FF 95 C FF 94 F SI 95 H SI 96 4-2 1-2 2-3 HBP	3	0	1	1	0	1	0
15 Dustin Pedroia, R (1, 4) OBP: 0.211, SLG: 0.294	C FF 92 B SI 92 B CU 76 S CH 81 F CH 80 B FF 93 X FF 92 3-2 P6 ③			C FF 89 F KC 80 X KC 80 0-2 F8 ①	B FF 93 S CH 85 X FF 94 1-1 G4-3 ③		F CU 80 1 SAFE X FS 82 0-1 1-2 1B		C FF 93 X FF 94 0-1 2-3 3-H SF9 ②	4	0	1	1	0	0	2
34 David Ortiz, L (1, 10) OBP: 0.556, SLG: 0.923		B FF 92 B CH 82 B FF 93 B FF 92 4-0 29 1B 12 BB BB		C FF 94 B CH 87 B FF 93 X FF 93 2-1 29 BB 1B		B FF 92 B SI 93 X CH 84 2-0 G4-3 ① S FF 92 F FS 83 S FS 83 0-3 K ③			B FF 90 X SI 90 1-0 G4-3 ③	4	0	1	0	1	1	4
12 Mike Napoli, R (1, 3) OBP: 0.353, SLG: 0.231		B FF 92 B FF 91 B FF 92 B FF 91 4-0 7 L3-6 29 1B 1-2 BB		S CH 82 F CH 83 B FF 93 F FF 92 B KC 80 S CH 84 2-3 K ②		B CH 86 B SI 93 B FF 92 X FF 94 3-0 F8 ②		C CU 80 B FF 91 C FF 91 F FF 90 C FS 81 1-3 K ①		3	0	0	0	1	2	1
29 Daniel Nava, S (1, 7) OBP: 0.429, SLG: 0.200		C FF 92 X CU 78 0-1 1-2 2-3 1B		B FF 90 B FF 91 B FF 91 C FF 91 B FF 90 4-1 1-2 BB		B FF 93 S FF 93 F FF 92 B CH 85 B CH 85 S CH 83 3-3 K ③		B FS 82 F CU 80 B FF 91 B FS 82 F FF 91 F FF 90 F FF 91 B FS 82 4-2 3 CS BB		2	0	1	0	2	1	0
39 Jarrod Saltalamacchia, S (1, 2) OBP: 0.364, SLG: 0.400 5 Jonny Gomes, R (7, PH) OBP: 0.364, SLG: 0.333 3 David Ross, R (7, 2) OBP: 0.200, SLG: 0.400		C FC 87 B CH 82 F CH 83 B CU 79 C CU 77 2-3 K ①		B FF 91 S SI 92 B CH 84 S CH 82 B CH 83 C SI 91 3-3 K ③			C SI 96 B FF 96 B SI 96 X FF 96 2-1 F8 ①	B FF 90 S CU 78 B FF 91 S CU 78 S FF 91 2-3 1-2 K ②③		2 1 1	0 0 0	0 0 0	0 0 0	0 0 0	2 0 1	5 0 1
7 Stephen Drew, L (1, 6) OBP: 0.133, SLG: 0.267 72 Xander Bogaerts, R (7, PH) (7, 6)		X FC 86 0-0 L3-6 ②③ 2-2			C FF 92 B FF 92 X FF 92 1-1 P5 ①		C FF 96 B SI 96 S SI 96 B SI 96 B SI 96 B FF 96 4-2 2 1B 18 WP BB		C SI 92 B CH 79 B CH 81 B SI 94 B CH 83 4-2 18 HBP 2 WP 15 SF9 BB	2 0	0 2	0 0	0 0	0 2	0 0	3 0
16 Will Middlebrooks, R (1, 5) OBP: 0.375, SLG: 0.308			B FC 88 B SI 88 C FC 88 F SI 88 B SL 84 B FC 88 4-2 2 G4-3-6 BB		C CH 86 C FF 92 X FF 93 0-2 2 FC6-4 1B		S SI 96 1 SAFE B SI 96 1 SAFE 1 SAFE F SI 96 B SI 96 F SI 97 F SI 96 3-3 B FF 97 S SI 97 K ②		1 SAFE C SI 95 1 SAFE C SI 96 S FF 97 0-3 K ①	3	0	1	0	1	2	2

Inning Stats	1	2	3	4	5	6	7	8	9	1B: 6	SF: 1	WP: 2	PA: 40
	R: 0 E: 0 K: 0 S: 8 H: 0 LOB: 0 BB: 0 P: 12	R: 0 E: 0 K: 1 S: 6 H: 1 LOB: 2 BB: 2 P: 16	R: 0 E: 0 K: 1 S: 6 H: 0 LOB: 0 BB: 1 P: 12	R: 0 E: 0 K: 2 S: 13 H: 1 LOB: 2 BB: 1 P: 24	R: 0 E: 0 K: 0 S: 10 H: 1 LOB: 2 BB: 0 P: 16	R: 0 E: 0 K: 1 S: 5 H: 0 LOB: 0 BB: 0 P: 13	R: 2 E: 0 K: 2 S: 18 H: 3 LOB: 2 BB: 1 P: 29	R: 0 E: 0 K: 2 S: 11 H: 0 LOB: 0 BB: 1 P: 18	R: 1 E: 0 K: 1 S: 10 H: 0 LOB: 2 BB: 2 P: 23	2B: 1 3B: 0 HR: 0	SAC: 0 DP: 2 HBP: 2	PB: 0 SB: 2 CS: 1	

	AB	29
	R	3
	H	6
	RBI	2
	BB	8
	SO	10
	LOB	20

PITCHER		IP	WLS	BF	H	R	ER	SO	BB	IBB	HBP	BLK	WP	HR	S	P	ERA	WHIP
58 Jeremy Hellickson, R ERA:	(1, 1)	1.0		6	1	0	0	0	2	0	0	0	0	0	10	22	0.00	3.000
35 Jamey Wright, R ERA: 18.0	(2, 1)	1.0		3	0	0	0	1	1	0	0	0	0	0	6	12	0.00	1.000
55 Matt Moore, L ERA: 9.95	(3, 1)	2.0		7	1	0	0	3	1	0	0	0	0	0	17	30	0.00	1.000
54 Alex Torres, L ERA:	(5, 1)	2.0		8	1	0	0	1	0	0	1	0	0	0	15	29	0.00	0.500
57 Jake McGee, L ERA: 6.0	(7, 1)	0.2	L	4	1	2	2	1	1	0	0	0	0	0	11	21	27.00	3.000

PITCHER		IP	WLS	BF	H	R	ER	SO	BB	IBB	HBP	BLK	WP	HR	S	P	ERA	WHIP
62 Joel Peralta, R ERA:	(7, 1)	1.1	B	6	2	0	0	3	1	0	0	0	1	0	18	26	0.00	2.250
56 Fernando Rodney, R ERA: 7.71	(9, 1)	0.1		4	0	1	1	1	2	0	1	0	1	0	7	19	27.00	6.000
22 Chris Archer, R ERA:	(9, 1)	0.1		1	0	0	0	0	0	0	0	0	0	0	2	2	0.00	0.000
49 Wesley Wright, L ERA:	(9, 1)	0.1		1	0	0	0	0	0	0	0	0	0	0	1	2	0.00	0.000

Batter	1	2	3	4	5	6	7	8	9	AB	R	H	RBI	BB	SO	LOB
7 David DeJesus, L (1, 7) OBP: 0.375, SLG: 0.308	C FF 90 C CU 81 B CU 81 B CU 81 F FF 91 F FF 92 T SI 92 2-2 ① **K**		F CU 81 X FF 93 0-1 ②③ **G1-6-3** **1-2f**			C FF 93 B SI 92 X SI 91 1-1 **1B** 3-H		S FF 88 C FF 89 B FS 80 F FS 80 1 SAFE B FF 89 B FS 80 S FS 81 3-3 ③ **K**		4	0	1	1	0	2	3
28 José Molina, R (9, 2)										0	0	0	0	0	0	0
9 Wil Myers, R (1, 9) OBP: 0.143, SLG: 0.100	C SI 92 C FC 87 F SL 83 X FC 87 0-2 ② **G1-3**			B SL 82 B FC 87 X SI 92 2-0 21 G6-3 **1B**		C FF 91 D FC 87 1 SAFE 1 SAFE 1 SAFE F SI 91 F FF 91 F SI 91 B CH 83 2-2 ② X FC 86 **F7**			B FS 81 F FF 88 B FF 88 X FF 88 2-1 ① **F8**	4	0	1	0	0	0	1
21 James Loney, L (1, 3) OBP: 0.474, SLG: 0.500	C FF 92 B FF 92 X FF 92 1-1 ③ **F7**			C CH 82 B CH 82 X FF 92 1-1 ①② **G6-3** **1-2f**		C SI 89 F FF 88 S FF 92 0-3 ③ **K**			C FF 90 F FS 82 B FS 82 X FS 80 1-2 ② **G1-4-3**	4	0	0	0	0	1	2
3 Evan Longoria, R (1, 5) OBP: 0.300, SLG: 0.353		X FF 91 0-0 ① **F8**		B FF 92 B FF 92 X FF 91 2-0 ③ **G5-3**			B SI 90 C SI 90 S SI 91 S SL 87 1-3 ① **K**		F FF 89 S FF 89 B FS 81 B FF 90 S FS 80 2-3 ③ **K**	4	0	0	0	0	2	0
18 Ben Zobrist, S (1, 4) OBP: 0.250, SLG: 0.333		C FF 89 B FF 91 X SI 91 1-1 ② **F7**			B CH 81 C CH 81 X SI 90 1-1 ① **F7**		B CH 79 B SI 91 C SI 90 B SI 91 F SI 91 S SL 86 3-3 ② **K**			3	0	0	0	0	1	0
8 Desmond Jennings, R (1, 8) OBP: 0.389, SLG: 0.375		B FF 92 B FC 87 X FC 87 2-0 ③ **G6-3**			C FF 91 X SI 91 0-1 ② **F9**		F SI 90 B SI 92 F SI 90 B FF 93 S CH 79 2-3 ③ **K**			3	0	0	0	0	1	0
2 Kelly Johnson, L (1, 10) OBP: 0.333, SLG: 1.000			C FF 90 B SI 90 S CH 83 B FF 92 F FC 88 S CH 84 2-3 ① **K**		S SI 92 T SI 91 B CH 83 S CH 83 1-3 ③ **K**			X SI 90 0-0 ① **G3-1**		2	0	0	0	0	2	0
15 Delmon Young, R (8, PH) OBP: 0.308, SLG: 0.545										1	0	0	0	0	0	0
11 Yunel Escobar, R (1, 6) OBP: 0.421, SLG: 0.526			S SI 93 B SI 93 C FC 88 X FF 92 1-2 59 1B **1B**			C FC 87 B FC 86 X SL 82 1-1 59 G4-3 7 1B **2B**		F SI 91 B SI 90 F SI 91 X SL 86 1-2 **1B**		3	1	3	0	0	0	0
59 Jose Lobaton, S (1, 2) OBP: 0.286, SLG: 0.714			C FF 93 B FF 92 B FF 92 B SI 93 X FF 92 3-1 7 G1-6-3 **1-2** **1B**			B FF 92 F SI 91 B SI 92 F SI 92 X CH 83 2-2 ① **G4-3** **2-3**		C FO 86 F FF 93 D FO 88 D FF 96 S FO 88 2-3 ② **K**		2	0	1	0	0	0	1
1 Sean Rodríguez, R (8, PH) OBP: 0.167, SLG: 0.667										0	0	0	0	0	0	0
20 Matt Joyce, L (8, PH) (9, 7)										1	0	0	0	0	1	1
Inning Stats	R: 0 E: 0 K: 1 S: 11 H: 0 LOB: 0 BB: 0 P: 14	R: 0 E: 0 K: 0 S: 4 H: 0 LOB: 0 BB: 0 P: 7	R: 0 E: 0 K: 1 S: 11 H: 2 LOB: 1 BB: 0 P: 17	R: 0 E: 0 K: 0 S: 4 H: 1 LOB: 0 BB: 0 P: 9	R: 0 E: 0 K: 1 S: 7 H: 0 LOB: 0 BB: 0 P: 9	R: 1 E: 0 K: 1 S: 15 H: 2 LOB: 1 BB: 0 P: 21	R: 0 E: 0 K: 3 S: 9 H: 0 LOB: 0 BB: 0 P: 15	R: 0 E: 0 K: 2 S: 11 H: 1 LOB: 1 BB: 0 P: 17	R: 0 E: 0 K: 1 S: 8 H: 0 LOB: 0 BB: 0 P: 13	1B: 5 2B: 1 3B: 0 HR: 0 SF: 0 SAC: 0 DP: 2 HBP: 0						

PITCHER	IP	WLS	BF	H	R	ER	SO	BB	IBB	HBP	BLK	WP	HR	S	P	ERA	WHIP
44 Jake Peavy, R (1, 1) ERA: 1.59	5.2		20	5	1	1	3	0	0	0	0	0	0	49	74	1.59	0.882
32 Craig Breslow, L (6, 1) ERA:	1.2	W	6	1	0	0	4	0	0	0	0	0	0	16	23	0.00	0.600
36 Junichi Tazawa, R (8, 1) ERA:	0.1	H	1	0	0	0	1	0	0	0	0	0	0	3	5	0.00	0.000
19 Koji Uehara, R (8, 1) ERA: 3.0	1.1	S	4	0	0	0	2	0	0	0	0	0	0	12	20	0.00	0.000

PITCHER	IP	WLS	BF	H	R	ER	SO	BB	IBB	HBP	BLK	WP	HR	S	P	ERA	WHIP

BOTTOM

Boston Red Sox @ Tampa Bay Rays

Tropicana Field, St. Petersburg, FL

Tue Oct 08 2013, 8:42 PM - 12:30 AM EDT

Att. 32,807 - Dome - 72 F

livebaseballscorecards.com

AB	31
R	1
H	6
RBI	1
BB	0
SO	10
LOB	8