Tampa Bay Rays - 2014

# Baltimore Orioles @ Tampa Bay Rays

Charlotte Sports Park, Port Charlotte, FL

Fri Feb 28 2014, 1:09 PM - 3:55 PM EST

Att. 5,017 - Sunny - 65 F

TOP

livebaseballscorecards.com

| Batter | 1 | 2 | 3 | 4 | 5 | 6 | 7 | 8 | 9 | AB | R | H | RBI | BB | SO | LOB |
|---|---|---|---|---|---|---|---|---|---|---|---|---|---|---|---|---|
| 1 Jemile Weeks, S (1, 4)<br>OBP: 0.667, SLG: 1.000 | 45 1B 2B | 62 1B 45 WP 62 S BB | | F8 | | 62 FC6-4 BB | | | K | 2 | 2 | 1 | 0 | 1 | 0 | 1 |
| 6 Jonathan Schoop, R (6, PH) (6, 4) | | | | | | | | | | 1 | 0 | 0 | 0 | 1 | 1 | 0 |
| 62 Francisco Peguero, R (1, 8)<br>OBP: 0.400, SLG: 0.400 | F9 | 45 F8 45 WP 1-3 1B | | P5 | | FC6-4 1-2f | | | 1B | 5 | 0 | 2 | 0 | 0 | 0 | 4 |
| 45 Steve Clevenger, L (1, 2)<br>OBP: 0.667, SLG: 0.667 | 51 BB 14 WP 36 1B 2-H 1B | F8 1-3 3-H | | | 1B | | K | | G4-3 | 3 | 1 | 2 | 1 | 0 | 0 | 1 |
| 72 Cord Phelps, S (6, 5) | | | | | | | | | | 2 | 0 | 0 | 0 | 0 | 1 | 1 |
| 28 Steve Pearce, R (1, 3) | F9 | G6-3 | | | F9 | | G5-3 | | | 3 | 0 | 0 | 0 | 0 | 0 | 3 |
| 63 Caleb Joseph, R (6, 2) | | | | | | | | | | 1 | 0 | 0 | 0 | 0 | 0 | 0 |
| 14 Nolan Reimold, R (1, 10) | 51 BB 36 1B 1-2 BB | | F8 | | P3 | | K | | | 3 | 1 | 0 | 0 | 1 | 1 | 1 |
| 51 Henry Urrutia, L (1, 9) | 36 1B 1-2 2-3 BB | | K | | G6-3 | | | K | | 3 | 0 | 0 | 0 | 1 | 2 | 1 |
| 86 Dariel Álvarez, R (8, 9) | | | | | | | | | | 0 | 0 | 0 | 0 | 0 | 0 | 0 |
| 36 Alex Gonzalez, R (1, 6)<br>OBP: 0.667, SLG: 1.000 | 1-3 2-H 3-H 1B | F9 | | | | 2B | | 69 L5-3 1B | | 3 | 0 | 2 | 2 | 0 | 0 | 0 |
| 41 Julio Borbon, L (6, PR) (6, 7)<br>OBP: 1.000, SLG: 1.000 | | | | | | | | | | 1 | 0 | 1 | 0 | 0 | 0 | 0 |
| 38 Xavier Paul, L (1, 7) | K | | | F9 | | K | | L5-3 1-1 | | 3 | 0 | 0 | 0 | 0 | 2 | 3 |
| 69 Iván De Jesús Jr., R (6, 6) | | | | | | | | | | 1 | 0 | 0 | 0 | 0 | 0 | 1 |
| 67 Michael Almanzar, R (1, 5)<br>OBP: 0.333, SLG: 0.333 | | K | | | 1B | F8 | | | F8 | 3 | 0 | 1 | 0 | 0 | 1 | 1 |
| 93 Matt LaPorta, R (6, 3) | | | | | | | | | | 1 | 0 | 0 | 0 | 0 | 0 | 0 |

| Inning Stats | | | | | | | | | | | | | | | | | | | | | |
|---|---|---|---|---|---|---|---|---|---|---|---|---|---|---|---|---|---|---|---|---|---|
| | R: 3 | H: 3 | R: 1 | H: 1 | R: 0 | H: 0 | R: 0 | H: 1 | R: 0 | H: 1 | R: 0 | H: 0 | R: 0 | H: 1 | R: 0 | H: 1 | 1B: 7 | SF: 0 | WP: 2 | PA: 39 |
| | E: 0 | LOB: 2 | E: 0 | LOB: 1 | E: 0 | LOB: 0 | E: 0 | LOB: 1 | E: 0 | LOB: 1 | E: 0 | LOB: 2 | E: 0 | LOB: 0 | E: 0 | LOB: 0 | 2B: 3 | SAC: 0 | PB: 0 | |
| | K: 1 | BB: 2 | K: 1 | BB: 1 | K: 1 | BB: 0 | K: 0 | BB: 0 | K: 0 | BB: 0 | K: 1 | BB: 1 | K: 2 | BB: 0 | K: 1 | BB: 0 | 3B: 0 | DP: 1 | SB: 1 | |
| | S: 8 | P: 16 | S: 6 | P: 12 | S: 5 | P: 5 | S: 4 | P: 4 | S: 4 | P: 4 | S: 6 | P: 10 | S: 7 | P: 7 | S: 5 | P: 5 | HR: 0 | HBP: 0 | CS: 0 | |

| PITCHER | | IP | WLS | BF | H | R | ER | SO | BB | IBB | HBP | BLK | WP | HR | S | P | ERA | WHIP |
|---|---|---|---|---|---|---|---|---|---|---|---|---|---|---|---|---|---|---|
| 40 Erik Bedard, L | (1, 1) | 1.0 | L | 8 | 3 | 3 | 3 | 1 | 2 | 0 | 0 | 0 | 1 | 0 | 8 | 16 | 27.00 | 5.000 |
| ERA: 27.0 | | | | | | | | | | | | | | | | | | |
| 13 Heath Bell, R | (2, 1) | 1.0 | | 5 | 1 | 1 | 1 | 1 | 1 | 0 | 0 | 0 | 1 | 0 | 6 | 12 | 9.00 | 2.000 |
| ERA: 9.0 | | | | | | | | | | | | | | | | | | |
| 27 Cesár Ramos, L | (3, 1) | 1.0 | | 3 | 0 | 0 | 0 | 1 | 0 | 0 | 0 | 0 | 0 | 0 | 5 | 5 | 0.00 | 0.000 |
| ERA: | | | | | | | | | | | | | | | | | | |
| 47 Brandon Gomes, R | (4, 1) | 1.0 | | 4 | 1 | 0 | 0 | 0 | 0 | 0 | 0 | 0 | 0 | 0 | 4 | 4 | 0.00 | 1.000 |
| ERA: | | | | | | | | | | | | | | | | | | |
| 52 Josh Lueke, R | (5, 1) | 1.0 | | 4 | 1 | 0 | 0 | 0 | 0 | 0 | 0 | 0 | 0 | 0 | 4 | 4 | 0.00 | 1.000 |
| ERA: | | | | | | | | | | | | | | | | | | |
| 23 Jake Odorizzi, R | (6, 1) | 1.0 | | 5 | 1 | 0 | 0 | 1 | 1 | 0 | 0 | 0 | 0 | 0 | 6 | 10 | 0.00 | 2.000 |
| ERA: | | | | | | | | | | | | | | | | | | |
| 51 Nate Karns, R | (7, 1) | 1.0 | | 3 | 0 | 0 | 0 | 2 | 0 | 0 | 0 | 0 | 0 | 0 | 7 | 7 | 0.00 | 0.000 |
| ERA: | | | | | | | | | | | | | | | | | | |
| 49 Kirby Yates, R | (8, 1) | 1.0 | | 3 | 1 | 0 | 0 | 1 | 0 | 0 | 0 | 0 | 0 | 0 | 5 | 5 | 0.00 | 1.000 |
| ERA: | | | | | | | | | | | | | | | | | | |
| 34 C.J. Riefenhauser, L | (9, 1) | 1.0 | | 4 | 1 | 0 | 0 | 1 | 0 | 0 | 0 | 0 | 0 | 0 | 6 | 6 | 0.00 | 1.000 |
| ERA: | | | | | | | | | | | | | | | | | | |

| | |
|---|---|
| AB | 35 |
| R | 4 |
| H | 9 |
| RBI | 3 |
| BB | 4 |
| SO | 8 |
| LOB | 17 |

# Baltimore Orioles @ Tampa Bay Rays

Charlotte Sports Park, Port Charlotte, FL

Fri Feb 28 2014, 1:09 PM - 3:55 PM EST

Att. 5,017 - Sunny - 65 F

## BOTTOM

| Batter | 1 | 2 | 3 | 4 | 5 | 6 | 7 | 8 | 9 | AB | R | H | RBI | BB | SO | LOB |
|---|---|---|---|---|---|---|---|---|---|---|---|---|---|---|---|---|
| 7 David DeJesus, L (1, 7) | S S S 0-3 ① K | | x 0-0 ② F9 | | C C C 0-3 ② K | | x 0-0 1-3 2-H 1B | | | 2 | 0 | 0 | 0 | 0 | 1 | 1 |
| 71 Justin Christian, R (4, 7) OBP: 0.500, SLG: 0.500 | | | | | | | | | | 2 | 0 | 1 | 1 | 0 | 1 | 0 |
| 11 Yunel Escobar, R (1, 6) OBP: 1.000, SLG: 1.500 | x 0-0 2B | | x 0-0 1-2 1B | | x 0-0 ③ G4-3 | | x 0-0 ③ P3 | | | 2 | 0 | 2 | 0 | 0 | 0 | 0 |
| 69 Ray Olmedo, S (4, 5) | | | | | | | | | | 2 | 0 | 0 | 0 | 0 | 0 | 2 |
| 21 James Loney, L (1, 3) | C C C 0-3 ② K | | x 0-0 ③ G3 | | | S S S 0-3 ① K | | x 0-0 ① F7 | | 2 | 0 | 0 | 0 | 0 | 1 | 3 |
| 64 Ali Solis, R (4, 2) | | | | | | | | | | 1 | 0 | 0 | 0 | 0 | 1 | 0 |
| 72 Eddy Rodriguez, R (7, 2) | | | | | | | | | | 1 | 0 | 0 | 0 | 0 | 0 | 0 |
| 3 Evan Longoria, R (1, 5) | x 0-0 ③ F9 | | | S S S 0-3 ① K | | x 0-0 ② F8 | | x 0-0 ② G6-3 | | 1 | 0 | 0 | 0 | 0 | 0 | 1 |
| 39 Kevin Kiermaier, L (4, 8) | | | | | | | | | | 3 | 0 | 0 | 0 | 0 | 1 | 0 |
| 20 Matt Joyce, L (1, 10) | | x 0-0 ① F8 | | x 0-0 ② G3 | | S S S 0-3 ③ K | | x 0-0 ③ G4-3 | | 2 | 0 | 0 | 0 | 0 | 0 | 0 |
| 30 Vince Belnome, L (6, PH) (7, 10) | | | | | | | | | | 2 | 0 | 0 | 0 | 0 | 1 | 0 |
| 9 Wil Myers, R (1, 9) | | S S S 0-3 ② K | | x 0-0 68 2B 1B | | | x 0-0 ① F9 | | x 0-0 ① G1-3 | 1 | 0 | 0 | 0 | 0 | 1 | 0 |
| 1 Sean Rodríguez, R (4, 4) OBP: 0.500, SLG: 0.500 | | | | | | | | | | 2 | 1 | 1 | 0 | 0 | 0 | 0 |
| 61 Cole Figueroa, L (8, 4) | | | | | | | | | | 1 | 0 | 0 | 0 | 0 | 0 | 0 |
| 8 Desmond Jennings, R (1, 8) | | x 0-0 ③ F8 | | x 0-0 1-H 2B | | | x 0-0 ② F8 | | B B B B 4-0 BB | 1 | 0 | 0 | 0 | 0 | 0 | 0 |
| 68 Jerry Sands, R (4, 3) OBP: 0.667, SLG: 1.000 | | | | | | | | | | 2 | 0 | 1 | 1 | 1 | 0 | 0 |
| 28 José Molina, R (1, 2) | | | B B B B 4-0 11 1B BB | x 0-0 ③ G6-3 | | | x 0-0 16 1B 71 1B 1B | | C C C 0-3 ② K | 0 | 0 | 0 | 0 | 1 | 0 | 0 |
| 67 Mikie Mahtook, R (3, PR) (4, 9) OBP: 0.333, SLG: 0.333 | | | | | | | | | | 3 | 1 | 1 | 0 | 0 | 1 | 2 |
| 11 Logan Forsythe, R (1, 4) | | | x 0-0 ① F8 | | x 0-0 ① F9 | | x 0-0 71 1B 1-2 1B | | x 0-0 ③ F7 | 1 | 0 | 0 | 0 | 0 | 0 | 1 |
| 16 Jayson Nix, R (4, 6) OBP: 0.500, SLG: 0.500 | | | | | | | | | | 2 | 0 | 1 | 0 | 0 | 0 | 0 |
| 36 Hak-Ju Lee, L (8, 6) | | | | | | | | | | 1 | 0 | 0 | 0 | 0 | 0 | 1 |
| Inning Stats | R: 0 E: 0 K: 2 S: 8 H: 1 LOB: 1 BB: 0 P: 8 | R: 0 E: 0 K: 1 S: 5 H: 0 LOB: 0 BB: 0 P: 5 | R: 0 E: 0 K: 0 S: 4 H: 1 LOB: 2 BB: 1 P: 8 | R: 1 E: 0 K: 1 S: 7 H: 2 LOB: 1 BB: 0 P: 7 | R: 0 E: 0 K: 1 S: 5 H: 0 LOB: 0 BB: 0 P: 5 | R: 0 E: 0 K: 2 S: 7 H: 0 LOB: 0 BB: 0 P: 7 | R: 1 E: 0 K: 0 S: 6 H: 3 LOB: 2 BB: 0 P: 6 | R: 0 E: 0 K: 0 S: 3 H: 0 LOB: 0 BB: 0 P: 3 | R: 0 E: 0 K: 1 S: 5 H: 0 LOB: 1 BB: 1 P: 9 | 1B: 5 2B: 2 3B: 0 HR: 0 | SF: 0 SAC: 0 DP: 0 HBP: 0 | | | | | | |

| PITCHER | | IP | WLS | BF | H | R | ER | SO | BB | IBB | HBP | BLK | WP | HR | S | P | ERA | WHIP |
|---|---|---|---|---|---|---|---|---|---|---|---|---|---|---|---|---|---|---|
| 30 Chris Tillman, R | (1, 1) | 2.0 | W | 7 | 1 | 0 | 0 | 3 | 0 | 0 | 0 | 0 | 0 | 0 | 13 | 13 | 0.00 | 0.500 |
| ERA: | | | | | | | | | | | | | | | | | | |
| 53 Zack Britton, L | (3, 1) | 2.0 | | 10 | 3 | 1 | 1 | 1 | 1 | 0 | 0 | 0 | 0 | 0 | 11 | 15 | 4.50 | 2.000 |
| ERA: 4.5 | | | | | | | | | | | | | | | | | | |
| 35 Brad Brach, R | (5, 1) | 1.0 | H | 3 | 0 | 0 | 0 | 1 | 0 | 0 | 0 | 0 | 0 | 0 | 5 | 5 | 0.00 | 0.000 |
| ERA: | | | | | | | | | | | | | | | | | | |
| 80 Eddie Gamboa, R | (6, 1) | 1.0 | H | 3 | 0 | 0 | 0 | 2 | 0 | 0 | 0 | 0 | 0 | 0 | 7 | 7 | 0.00 | 0.000 |
| ERA: | | | | | | | | | | | | | | | | | | |
| 65 Mike Belfiore, L | (7, 1) | 1.0 | H | 6 | 3 | 1 | 1 | 0 | 0 | 0 | 0 | 0 | 0 | 0 | 6 | 6 | 9.00 | 3.000 |
| ERA: 9.0 | | | | | | | | | | | | | | | | | | |
| 78 Nick Additon, L | (8, 1) | 1.0 | H | 3 | 0 | 0 | 0 | 0 | 0 | 0 | 0 | 0 | 0 | 0 | 3 | 3 | 0.00 | 0.000 |
| ERA: | | | | | | | | | | | | | | | | | | |
| 79 Tim Alderson, R | (9, 1) | 1.0 | S | 4 | 0 | 0 | 0 | 1 | 1 | 0 | 0 | 0 | 0 | 0 | 5 | 9 | 0.00 | 1.000 |
| ERA: | | | | | | | | | | | | | | | | | | |

| | |
|---|---|
| AB | 34 |
| R | 2 |
| H | 7 |
| RBI | 2 |
| BB | 2 |
| SO | 8 |
| LOB | 11 |

WP: 0 PB: 0 SB: 0 CS: 0 PA: 36

livebaseballscorecards.com

| Batter | 1 | 2 | 3 | 4 | 5 | 6 | 7 | 8 | 9 | 10 | AB | R | H | RBI | BB | SO | LOB |
|---|---|---|---|---|---|---|---|---|---|---|---|---|---|---|---|---|---|
| 1 Sean Rodríguez, R (1, 4)<br>OBP: 0.500, SLG: 0.333<br>61 Cole Figueroa, L (4, 4) | B H<br>2-0<br>11 E 9 E HBP | | x<br>0-0 ①<br>F8 | | B C C S<br>1-3 ①<br>K<br>1-2 | | x<br>0-0 ③<br>G4-3 | | C C C<br>0-3 ②<br>K | | 1<br>3 | 1<br>0 | 0<br>0 | 0<br>0 | 0<br>0 | 0<br>2 | 0<br>1 |
| 20 Matt Joyce, L (1, 9)<br>71 Justin Christian, R (5, 8)<br>OBP: 0.250, SLG: 0.250 | S C S<br>0-3 ①<br>K | | x<br>0-0 ②<br>G4-3 | | 2 SAFE<br>x<br>0-0 ②<br>G6-3<br>2-3 | | | x<br>0-0 ①<br>P3 | x<br>0-0 ③<br>P3 | | 3<br>2 | 0<br>0 | 0<br>0 | 0<br>0 | 0<br>0 | 1<br>0 | 2<br>0 |
| 11 Logan Forsythe, R (1, 5)<br>73 Jeremy Moore, L (4, 7)<br>OBP: 0.333, SLG: 0.333 | 1 SAFE<br>C C C<br>0-3 ②<br>K<br>1-3 | | x<br>0-0 ③<br>G4-3 | | x<br>0-0 ③<br>L7 | | | x<br>0-0<br>68 2B 1B | | S S S<br>0-3 ①<br>K | 2<br>3 | 0<br>0 | 0<br>1 | 0<br>0 | 0<br>1 | 1<br>1 | 1<br>1 |
| 9 Wil Myers, R (1, 10)<br>68 Jerry Sands, R (6, PH)<br>OBP: 0.500, SLG: 0.800 (6, 10) | x<br>0-0<br>E6<br>3-H | | | x<br>0-0 ①<br>G5-3 | | S S S<br>0-3 ①<br>K2-3 | | x<br>0-0<br>1-3 2B | | S S S<br>0-3 ②<br>K | 2<br>3 | 0<br>0 | 0<br>1 | 0<br>0 | 0<br>0 | 0<br>2 | 0<br>0 |
| 24 Ryan Hanigan, R (1, 2)<br>OBP: 0.500, SLG: 1.000<br>63 Curt Casali, R (5, 2)<br>84 Luke Maile, R (8, 2) | x<br>0-0 ③<br>P5 | | | x<br>0-0<br>2B | | C C C<br>0-3 ②<br>K | | B B B B<br>4-0<br>BB | | S S S<br>0-3 ③<br>K | 2<br>1<br>1 | 0<br>0<br>0 | 1<br>0<br>0 | 0<br>0<br>0 | 0<br>1<br>0 | 0<br>1<br>1 | 1<br>0<br>0 |
| 30 Vince Belnome, L (1, 3)<br>18 Richie Shaffer, R (4, 5) | | x<br>0-0 ①<br>G3-1 | | x<br>0-0 ②<br>G1-3 | | B B B B<br>4-0<br>BB | | C C S<br>0-3 ②<br>K | | | 2<br>1 | 0<br>0 | 0<br>0 | 0<br>1 | 0<br>1 | 0<br>1 | 1<br>3 |
| 16 Jayson Nix, R (1, 6)<br>OBP: 0.750, SLG: 0.667<br>21 Jake Hager, R (4, PR) (4, 6) | | x<br>0-0<br>1B | | B B B<br>4-0<br>BB | | x<br>0-0 ③<br>G1-3 | | x<br>0-0 ③<br>F9 | | | 1<br>2 | 0<br>0 | 1<br>0 | 0<br>0 | 1<br>0 | 0<br>0 | 0<br>4 |
| 5 Brandon Guyer, R (1, 7)<br>23 Cameron Seitzer, L (4, 3)<br>OBP: 0.500, SLG: 2.000 | | x<br>0-0 ②<br>F8 | | x<br>0-0 ③<br>G5-3 | | | x<br>0-0 ①<br>G4-3 | | B S x<br>1-1<br>HR | | 2<br>2 | 0<br>1 | 0<br>1 | 0<br>1 | 0<br>0 | 0<br>0 | 3<br>0 |
| 39 Kevin Kiermaier, L (1, 8)<br>OBP: 0.200, SLG: 0.200<br>67 Mikie Mahtook, R (5, 9)<br>OBP: 0.200, SLG: 0.200 | | x<br>0-0 ③<br>G3 | | | x<br>0-0<br>20 E 61 S 1B | | C C C<br>0-3 ②<br>K | | C S C<br>0-3 ①<br>K | | 2<br>2 | 0<br>0 | 1<br>0 | 0<br>0 | 0<br>0 | 0<br>2 | 1<br>0 |
| Inning Stats | R: 1 H: 0<br>E: 1 LOB: 1<br>K: 2 BB: 0<br>S: 8 P: 10 | R: 0 H: 1<br>E: 0 LOB: 1<br>K: 0 BB: 0<br>S: 4 P: 4 | R: 0 H: 0<br>E: 0 LOB: 0<br>K: 0 BB: 0<br>S: 3 P: 3 | R: 0 H: 1<br>E: 0 LOB: 2<br>K: 0 BB: 1<br>S: 4 P: 8 | R: 0 H: 1<br>E: 1 LOB: 1<br>K: 1 BB: 0<br>S: 6 P: 7 | R: 0 H: 0<br>E: 0 LOB: 1<br>K: 2 BB: 1<br>S: 7 P: 11 | R: 0 H: 0<br>E: 0 LOB: 0<br>K: 1 BB: 0<br>S: 5 P: 5 | R: 0 H: 2<br>E: 0 LOB: 3<br>K: 1 BB: 1<br>S: 7 P: 11 | R: 1 H: 1<br>E: 0 LOB: 0<br>K: 2 BB: 0<br>S: 9 P: 10 | R: 0 H: 0<br>E: 0 LOB: 0<br>K: 3 BB: 0<br>S: 9 P: 9 | 1B: 3 SF: 0<br>2B: 2 SAC: 0<br>3B: 0 DP: 0<br>HR: 1 HBP: 1 | | | | | | |

| PITCHER | IP | WLS | BF | H | R | ER | SO | BB | IBB | HBP | BLK | WP | HR | S | P | ERA | WHIP |
|---|---|---|---|---|---|---|---|---|---|---|---|---|---|---|---|---|---|
| 51 Wandy Rodriguez, L (1, 1)<br>ERA: | 1.0 | | 5 | 0 | 1 | 0 | 2 | 0 | 0 | 1 | 0 | 0 | 0 | 8 | 10 | 0.00 | 0.000 |
| 30 Jeanmar Gómez, R (2, 1)<br>ERA: | 2.0 | | 7 | 1 | 0 | 0 | 0 | 0 | 0 | 0 | 0 | 0 | 0 | 7 | 7 | 0.00 | 0.500 |
| 32 Vin Mazzaro, R (4, 1)<br>ERA: | 1.0 | H | 5 | 1 | 0 | 0 | 0 | 1 | 0 | 0 | 0 | 0 | 0 | 4 | 8 | 0.00 | 2.000 |
| 53 Duke Welker, R (5, 1)<br>ERA: 4.5 | 1.0 | H | 4 | 1 | 0 | 0 | 1 | 0 | 0 | 0 | 0 | 0 | 0 | 6 | 7 | 0.00 | 1.000 |
| 65 Casey Sadler, R (6, 1)<br>ERA: | 2.0 | H | 7 | 0 | 0 | 0 | 3 | 1 | 0 | 0 | 0 | 0 | 0 | 12 | 16 | 0.00 | 0.500 |

| PITCHER | IP | WLS | BF | H | R | ER | SO | BB | IBB | HBP | BLK | WP | HR | S | P | ERA | WHIP |
|---|---|---|---|---|---|---|---|---|---|---|---|---|---|---|---|---|---|
| 27 Josh Kinney, R (8, 1)<br>ERA: | 1.0 | H | 6 | 2 | 0 | 0 | 1 | 1 | 0 | 0 | 0 | 0 | 0 | 7 | 11 | 0.00 | 3.000 |
| 74 Zack Thornton, R (9, 1)<br>ERA: 9.0 | 1.0 | B | 4 | 1 | 1 | 1 | 2 | 0 | 0 | 0 | 0 | 0 | 1 | 9 | 10 | 9.00 | 1.000 |
| 97 Seth McClung, R (10, 1)<br>ERA: | 1.0 | | 3 | 0 | 0 | 0 | 3 | 0 | 0 | 0 | 0 | 0 | 0 | 9 | 9 | 0.00 | 0.000 |

# TOP

## Tampa Bay Rays @ Pittsburgh Pirates

McKechnie Field, Bradenton, FL

Sat Mar 01 2014, 1:06 PM - 4:23 PM EST

Att. 7,959 - Sunny - 72 F

livebaseballscorecards.com

| | |
|---|---|
| AB | 37 |
| R | 2 |
| H | 6 |
| RBI | 1 |
| BB | 3 |
| SO | 12 |
| LOB | 18 |

1B: 3 SF: 0
2B: 2 SAC: 0
3B: 0 DP: 0
HR: 1 HBP: 1

WP: 0 PA: 41
PB: 0
SB: 1
CS: 0

| Batter | 1 | 2 | 3 | 4 | 5 | 6 | 7 | 8 | 9 | 10 | AB | R | H | RBI | BB | SO | LOB |
|---|---|---|---|---|---|---|---|---|---|---|---|---|---|---|---|---|---|
| 6 Starling Marte, R (1, 7)<br>78 Omir Santos, R (6, 2) | F8 | | F8 | | K 1-2 | | K | | | K2-3 | 3<br>2 | 0<br>0 | 0<br>0 | 0<br>0 | 0<br>0 | 1<br>2 | 1<br>0 |
| 55 Russell Martin, R (1, 2)<br>OBP: 0.500, SLG: 1.000<br>71 Taylor Lewis, L (5, PR)<br>OBP: 1.000, SLG: 1.000 (6, 7) | G6-3 | | HR | | HBP | | | 5 F8 14 G1 1B | | 1B | 2<br>2 | 1<br>0 | 1<br>2 | 1<br>0 | 0<br>0 | 0<br>0 | 0<br>0 |
| 22 Andrew McCutchen, R (1, 8)<br>OBP: 0.667, SLG: 0.600<br>14 Jaff Decker, L (6, 8)<br>OBP: 0.286, SLG: 0.333 | 1B | | P4 | | K | | | G1 1-2 | | F8 | 3<br>2 | 0<br>0 | 1<br>0 | 0<br>0 | 0<br>0 | 1<br>0 | 2<br>2 |
| 79 Brent Morel, R (1, 5)<br>OBP: 0.250, SLG: 0.250<br>5 Josh Harrison, R (6, 5)<br>OBP: 0.500, SLG: 1.000 | F8 | | K | | | 3B | | F8 2-3 | | | 2<br>2 | 0<br>0 | 0<br>1 | 0<br>0 | 0<br>0 | 1<br>0 | 1<br>1 |
| 72 Matt Hague, R (1, 3)<br>OBP: 0.444, SLG: 0.375<br>57 Andrew Lambo, L (6, 3)<br>OBP: 0.111, SLG: 0.111 | | G6-3 | | F9 | | L3 | | F7 | | | 2<br>2 | 0<br>0 | 0<br>0 | 0<br>0 | 0<br>0 | 0<br>0 | 0<br>2 |
| 10 Jordy Mercer, R (1, 10)<br>OBP: 0.333, SLG: 0.200 | | 59 FC4-6 HBP | | K | | K | | | G1-3 | | 3 | 0 | 0 | 0 | 0 | 2 | 1 |
| 59 Robert Andino, R (1, 6)<br>63 Alen Hanson, S (6, 6)<br>OBP: 0.375, SLG: 0.286 | | FC4-6 12 S 12 2B 1-2f | | G5-3 | | G5-3 | | | F9 | | 2<br>2 | 1<br>0 | 0<br>0 | 0<br>0 | 0<br>0 | 0<br>0 | 1<br>1 |
| 12 Clint Barmes, R (1, 4)<br>OBP: 0.143, SLG: 0.286<br>70 Michael Martinez, S (6, 4)<br>OBP: 0.167, SLG: 0.167 | | 1-H 2B | | G5-3 | | | 62 G3-6-3 1B | | G5-3 | | 2<br>2 | 0<br>0 | 1<br>1 | 1<br>0 | 0<br>0 | 0<br>0 | 0<br>0 |
| 25 Chris Dickerson, L (1, 9)<br>OBP: 0.571, SLG: 0.400<br>62 Gregory Polanco, L (6, 9)<br>OBP: 0.143, SLG: 0.571 | P6 | | | 6 S BB | | | G3-6-3 1-2f | | | K | 1<br>2 | 0<br>0 | 0<br>0 | 0<br>0 | 1<br>1 | 0<br>1 | 1<br>1 |
| Inning Stats | R: 0 E: 0 K: 0 S: 4 H: 1 LOB: 1 BB: 0 P: 4 | R: 1 E: 0 K: 0 S: 4 H: 1 LOB: 1 BB: 0 P: 6 | R: 1 E: 0 K: 1 S: 7 H: 1 LOB: 0 BB: 0 P: 9 | R: 0 E: 0 K: 1 S: 5 H: 0 LOB: 0 BB: 0 P: 5 | R: 0 E: 0 K: 2 S: 7 H: 0 LOB: 2 BB: 1 P: 13 | R: 0 E: 0 K: 1 S: 6 H: 1 LOB: 1 BB: 0 P: 6 | R: 0 E: 0 K: 1 S: 5 H: 1 LOB: 0 BB: 0 P: 5 | R: 0 E: 0 K: 0 S: 4 H: 1 LOB: 1 BB: 0 P: 4 | R: 0 E: 0 K: 0 S: 3 H: 0 LOB: 0 BB: 0 P: 3 | R: 0 E: 0 K: 2 S: 8 H: 1 LOB: 1 BB: 0 P: 8 | 1B: 4 2B: 1 3B: 1 HR: 1 | SF: 0 SAC: 0 DP: 1 HBP: 2 | WP: 0 PB: 0 SB: 2 CS: 0 | PA: 39 | | | |

| PITCHER | IP | WLS | BF | H | R | ER | SO | BB | IBB | HBP | BLK | WP | HR | S | P | ERA | WHIP |
|---|---|---|---|---|---|---|---|---|---|---|---|---|---|---|---|---|---|
| 14 David Price, L (1, 1)<br>ERA: 5.4 | 1.2 | | 7 | 1 | 1 | 1 | 0 | 0 | 0 | 1 | 0 | 0 | 0 | 6 | 7 | 5.40 | 0.600 |
| 38 Jeff Beliveau, L (2, 1)<br>ERA: | 0.1 | B | 2 | 1 | 0 | 0 | 0 | 0 | 0 | 0 | 0 | 0 | 0 | 2 | 3 | 0.00 | 3.000 |
| 35 Mark Lowe, R (3, 1)<br>ERA: 9.0 | 1.0 | | 4 | 1 | 1 | 1 | 1 | 0 | 0 | 0 | 0 | 0 | 1 | 7 | 9 | 9.00 | 1.000 |
| 57 Jake McGee, L (4, 1)<br>ERA: | 1.0 | | 3 | 0 | 0 | 0 | 1 | 0 | 0 | 0 | 0 | 0 | 0 | 5 | 5 | 0.00 | 0.000 |
| 26 Brad Boxberger, R (5, 1)<br>ERA: | 1.0 | | 5 | 0 | 0 | 0 | 2 | 1 | 0 | 1 | 0 | 0 | 0 | 7 | 13 | 0.00 | 1.000 |

| PITCHER | IP | WLS | BF | H | R | ER | SO | BB | IBB | HBP | BLK | WP | HR | S | P | ERA | WHIP |
|---|---|---|---|---|---|---|---|---|---|---|---|---|---|---|---|---|---|
| 37 Alex Colomé, R (6, 1)<br>ERA: | 1.0 | | 4 | 1 | 0 | 0 | 1 | 0 | 0 | 0 | 0 | 0 | 0 | 6 | 6 | 0.00 | 1.000 |
| 82 Matt Andriese, R (7, 1)<br>ERA: | 1.0 | | 3 | 1 | 0 | 0 | 1 | 0 | 0 | 0 | 0 | 0 | 0 | 5 | 5 | 0.00 | 1.000 |
| 45 Enny Romero, L (8, 1)<br>ERA: | 1.0 | | 4 | 1 | 0 | 0 | 0 | 0 | 0 | 0 | 0 | 0 | 0 | 4 | 4 | 0.00 | 1.000 |
| 31 Mike Montgomery, L (9, 1)<br>ERA: | 1.0 | | 3 | 0 | 0 | 0 | 0 | 0 | 0 | 0 | 0 | 0 | 0 | 3 | 3 | 0.00 | 0.000 |
| 80 Victor Mateo, R (10, 1)<br>ERA: | 1.0 | | 4 | 1 | 0 | 0 | 2 | 0 | 0 | 0 | 0 | 0 | 0 | 8 | 8 | 0.00 | 1.000 |

# Tampa Bay Rays @ Pittsburgh Pirates

McKechnie Field, Bradenton, FL

Sat Mar 01 2014, 1:06 PM - 4:23 PM EST

Att. 7,959 - Sunny - 72 F

BOTTOM

livebaseballscorecards.com

| | |
|---|---|
| AB | 36 |
| R | 2 |
| H | 7 |
| RBI | 2 |
| BB | 1 |
| SO | 8 |
| LOB | 14 |

| Batter | 1 | 2 | 3 | 4 | 5 | 6 | 7 | 8 | 9 | AB | R | H | RBI | BB | SO | LOB |
|---|---|---|---|---|---|---|---|---|---|---|---|---|---|---|---|---|
| 1 Alex Presley, L (1, 8)<br>70 Byron Buxton, R (5, 8)<br>OBP: 0.200, SLG: 0.200 | S S S 0-3 ① K | | X 0-0 ② G6-3 | | X 0-0 ② FC6-4 1-2f 2-3 | | X 0-0 ③ G5-3 | | X 0-0 ③ G5-3 | 3 0 0 0 0 1 2<br>2 0 0 0 0 0 1 | | | | | | |
| 39 Danny Santana, S (1, 6)<br>OBP: 0.400, SLG: 0.400<br>17 Doug Bernier, R (5, 6) | X 0-0 55 S 1B | | X 0-0 ③ G6-3 | | X 0-0 ③ F8 | | | B B B B 4-0 62 G5-4-3 BB | | 3 0 1 0 0 0 2<br>0 0 0 0 1 0 0 | | | | | | |
| 13 Jason Kubel, L (1, 7)<br>62 Chris Rahl, R (6, 7)<br>OBP: 0.667, SLG: 0.500 | X 0-0 ② L9 | | | X 0-0 ① G3 | | X 0-0 ① F8 | | X 0-0 ① ② G5-4-3 1-2f | | 3 0 0 0 0 0 1<br>1 0 0 0 0 0 1 | | | | | | |
| 55 Chris Colabello, R (1, 3)<br>OBP: 0.250, SLG: 0.286<br>12 Chris Herrmann, L (6, 3)<br>OBP: 1.000, SLG: 1.500 | B C C C 1-3 ③ K 1-2 | | | X 0-0 ② G4-3 | | X 0-0 ② F9 | | X 0-0 2B | | 3 0 0 0 0 1 1<br>1 0 1 0 0 0 0 | | | | | | |
| 27 Chris Parmelee, L (1, 10)<br>OBP: 0.571, SLG: 1.000 | | X 0-0 1B | | S S S 0-3 ③ K | | B B B B 4-0 BB | | X 0-0 ③ F8 | | 3 0 1 0 1 1 1 | | | | | | |
| 31 Oswaldo Arcia, L (1, 9)<br>OBP: 0.400, SLG: 1.250<br>67 Max Kepler, L (5, 9)<br>OBP: 0.500, SLG: 0.333 | | X 0-0 ① F9 | | | B B B S S X 3-2 HR | S S S 0-3 ③ K | | | X 0-0 ① 71 G3-1-3 78 1B 1B | 2 1 1 1 0 0 1<br>2 1 1 0 0 1 1 | | | | | | |
| 79 Deibinson Romero, R (1, 5)<br>OBP: 0.250, SLG: 0.500<br>71 Brandon Waring, R (5, 5)<br>OBP: 0.250, SLG: 1.000 | | S S S 0-3 ② K | | | X 0-0 ① G6-3 | | B B B S S X 3-2 HR | | X 0-0 ① G3-1-3 1-2 | 2 0 0 0 0 1 1<br>2 1 1 1 0 0 1 | | | | | | |
| 26 Eric Fryer, R (1, 2)<br>OBP: 0.500, SLG: 0.500<br>84 Dan Rohlfing, R (5, 2)<br>OBP: 0.250, SLG: 0.250 | | X 0-0 ③ F9 | | | X 0-0 1 77 FC6-4 1B | | C C C 0-3 ① K | | S S S 0-3 ② K | 2 0 1 0 0 0 1<br>2 0 0 0 0 2 1 | | | | | | |
| 77 James Beresford, L (1, 4)<br>OBP: 0.500, SLG: 0.500<br>78 Jorge Polanco, S (5, 4)<br>OBP: 0.250, SLG: 0.250 | | | C C C 0-3 ① K | | X 0-0 1 FC6-4 1-2 1B | | X 0-0 ② G6-3 | | X 0-0 2-H 1B | 2 0 1 0 0 1 0<br>2 0 1 1 0 0 0 | | | | | | |
| Inning Stats | R: 0 H: 1<br>E: 0 LOB: 1<br>K: 2 BB: 0<br>S: 8 P: 9 | R: 0 H: 1<br>E: 0 LOB: 1<br>K: 1 BB: 0<br>S: 6 P: 6 | R: 0 H: 0<br>E: 0 LOB: 0<br>K: 1 BB: 0<br>S: 5 P: 5 | R: 0 H: 0<br>E: 0 LOB: 0<br>K: 1 BB: 0<br>S: 5 P: 5 | R: 1 H: 3<br>E: 0 LOB: 2<br>K: 0 BB: 0<br>S: 8 P: 11 | R: 0 H: 0<br>E: 0 LOB: 1<br>K: 1 BB: 1<br>S: 5 P: 9 | R: 1 H: 1<br>E: 0 LOB: 0<br>K: 1 BB: 0<br>S: 8 P: 11 | R: 0 H: 1<br>E: 0 LOB: 1<br>K: 0 BB: 1<br>S: 3 P: 7 | R: 1 H: 2<br>E: 0 LOB: 1<br>K: 1 BB: 0<br>S: 7 P: 7 | 1B: 6 SF: 0<br>2B: 1 SAC: 0<br>3B: 0 DP: 1<br>HR: 2 HBP: 0 | | | | | | | |

| PITCHER | | IP | WLS | BF | H | R | ER | SO | BB | IBB | HBP | BLK | WP | HR | S | P | ERA | WHIP |
|---|---|---|---|---|---|---|---|---|---|---|---|---|---|---|---|---|---|---|
| 53 Alex Cobb, R<br>ERA: | (1, 1) | 1.2 | | 7 | 2 | 0 | 0 | 3 | 0 | 0 | 0 | 0 | 0 | 0 | 13 | 14 | 0.00 | 1.200 |
| 83 Juan Sandoval, R<br>ERA: | (2, 1) | 0.1 | | 1 | 0 | 0 | 0 | 0 | 0 | 0 | 0 | 0 | 0 | 0 | 1 | 1 | 0.00 | 0.000 |
| 50 Grant Balfour, R<br>ERA: | (3, 1) | 1.0 | W | 3 | 0 | 0 | 0 | 1 | 0 | 0 | 0 | 0 | 0 | 0 | 5 | 5 | 0.00 | 0.000 |
| 62 Joel Peralta, R<br>ERA: | (4, 1) | 1.0 | H | 3 | 0 | 0 | 0 | 1 | 0 | 0 | 0 | 0 | 0 | 0 | 5 | 5 | 0.00 | 0.000 |
| 74 Adam Liberatore, L<br>ERA: 9.0 | (5, 1) | 1.0 | H | 6 | 3 | 1 | 1 | 0 | 0 | 0 | 0 | 0 | 0 | 1 | 8 | 11 | 9.00 | 3.000 |

| PITCHER | | IP | WLS | BF | H | R | ER | SO | BB | IBB | HBP | BLK | WP | HR | S | P | ERA | WHIP |
|---|---|---|---|---|---|---|---|---|---|---|---|---|---|---|---|---|---|---|
| 79 Steve Geltz, R<br>ERA: | (6, 1) | 1.0 | H | 4 | 0 | 0 | 0 | 1 | 1 | 0 | 0 | 0 | 0 | 0 | 5 | 9 | 0.00 | 1.000 |
| 78 Santiago Garrido, R<br>ERA: 9.0 | (7, 1) | 1.0 | H | 4 | 1 | 1 | 1 | 1 | 0 | 0 | 0 | 0 | 0 | 1 | 8 | 11 | 9.00 | 1.000 |
| 75 Braulio Lara, L<br>ERA: | (8, 1) | 1.0 | H | 4 | 1 | 0 | 0 | 0 | 1 | 0 | 0 | 0 | 0 | 0 | 3 | 7 | 0.00 | 2.000 |
| 81 Sam Runion, R<br>ERA: 9.0 | (9, 1) | 1.0 | | 5 | 2 | 1 | 1 | 1 | 0 | 0 | 0 | 0 | 0 | 0 | 7 | 7 | 9.00 | 2.000 |

# TOP

## Minnesota Twins @ Tampa Bay Rays

Charlotte Sports Park, Port Charlotte, FL

Sun Mar 02 2014, 1:07 PM - 4:06 PM EST

Att. 5,263 - Sunny - 76 F

livebaseballscorecards.com

| | |
|---|---|
| AB | 35 |
| R | 3 |
| H | 9 |
| RBI | 3 |
| BB | 2 |
| SO | 8 |
| LOB | 15 |

WP: 0 PA: 37
PB: 0
SB: 1
CS: 0

# Minnesota Twins @ Tampa Bay Rays

Charlotte Sports Park, Port Charlotte, FL

Sun Mar 02 2014, 1:07 PM - 4:06 PM EST

Att. 5,263 - Sunny - 76 F

BOTTOM

| Batter | 1 | 2 | 3 | 4 | 5 | 6 | 7 | 8 | 9 | AB | R | H | RBI | BB | SO | LOB |
|---|---|---|---|---|---|---|---|---|---|---|---|---|---|---|---|---|
| 8 Desmond Jennings, R (1, 8)<br>OBP: 0.250, SLG: 0.250 | F9 | | 7 1B<br>7 E<br>1B | | G6-3 | | K | | | 3 | 1 | 1 | 0 | 0 | 0 | 0 |
| 69 Ray Olmedo, S (6, 4) | | | | | | | | | | 1 | 0 | 0 | 0 | 0 | 1 | 2 |
| 7 David DeJesus, L (1, 7)<br>OBP: 0.400, SLG: 0.600 | 2B | | E9<br>3 HR<br>1-H 1B | | G3 | | 1-3<br>3-H 1B | | | 3 | 1 | 2 | 0 | 0 | 0 | 0 |
| 10 Taylor Motter, R (6, 5)<br>OBP: 1.000, SLG: 1.000 | | | | | | | | | | 1 | 0 | 1 | 1 | 0 | 0 | 0 |
| 3 Evan Longoria, R (1, 5)<br>OBP: 0.333, SLG: 1.333 | G5-3 | | HR<br>3-H | | | F9 | F9 | | | 2 | 1 | 1 | 2 | 0 | 0 | 1 |
| 67 Mikie Mahtook, R (6, 8)<br>OBP: 0.143, SLG: 0.143 | | | | | | | | | | 2 | 0 | 0 | 0 | 0 | 0 | 2 |
| 21 James Loney, L (1, 3) | F8 | | G4-3 | | | HR | F9 | | | 2 | 0 | 0 | 0 | 0 | 0 | 1 |
| 68 Jerry Sands, R (6, 9)<br>OBP: 0.500, SLG: 1.143 | | | | | | | | | | 2 | 1 | 1 | 1 | 0 | 0 | 2 |
| 11 Yunel Escobar, R (1, 6)<br>OBP: 1.000, SLG: 1.500 | | 28<br>L3-6<br>2B | | 28<br>G6-3<br>1B | | 73<br>CS<br>2B | | E5<br>73 G3<br>64 2B | | 2 | 0 | 2 | 0 | 0 | 0 | 0 |
| 71 Justin Christian, R (6, 7)<br>OBP: 0.333, SLG: 0.500 | | | | | | | | | | 2 | 1 | 1 | 0 | 0 | 0 | 0 |
| 73 Jeremy Moore, L (1, 10)<br>OBP: 0.286, SLG: 0.429 | | K2-3 | | K | | 2-3 2B | | 1-2 G3 | | 4 | 0 | 1 | 0 | 0 | 2 | 3 |
| 28 José Molina, R (1, 2) | | L3-6<br>2-2 | | G6-3<br>1-2 | | G4-3 | | 2-H 2B | | 2 | 0 | 0 | 0 | 0 | 0 | 2 |
| 64 Ali Solis, R (6, 2)<br>OBP: 0.333, SLG: 0.667 | | | | | | | | | | 2 | 0 | 1 | 1 | 0 | 0 | 1 |
| 5 Brandon Guyer, R (1, 9) | | | G5-3 | F9 | | | 30<br>1B<br>10<br>1B<br>1B | F7 | | 2 | 0 | 0 | 0 | 0 | 0 | 1 |
| 36 Hak-Ju Lee, L (6, 6)<br>OBP: 0.333, SLG: 0.333 | | | | | | | | | | 2 | 1 | 1 | 0 | 0 | 0 | 1 |
| 61 Cole Figueroa, L (1, 4) | | | L8 | | G4-3 | | 10<br>1B<br>1-3 1B | F7 | | 2 | 0 | 0 | 0 | 0 | 0 | 0 |
| 30 Vince Belnome, L (6, 3)<br>OBP: 0.167, SLG: 0.167 | | | | | | | | | | 2 | 0 | 1 | 0 | 0 | 0 | 1 |
| Inning Stats | R: 0 E: 0 K: 0 S: 4 H: 1 LOB: 1 BB: 0 P: 4 | R: 0 E: 0 K: 1 S: 5 H: 1 LOB: 0 BB: 0 P: 5 | R: 3 E: 1 K: 0 S: 7 H: 3 LOB: 0 BB: 0 P: 7 | R: 0 E: 0 K: 1 S: 6 H: 1 LOB: 1 BB: 0 P: 6 | R: 0 E: 0 K: 0 S: 3 H: 0 LOB: 0 BB: 0 P: 3 | R: 1 E: 0 K: 0 S: 6 H: 3 LOB: 1 BB: 0 P: 9 | R: 1 E: 0 K: 1 S: 8 H: 3 LOB: 2 BB: 0 P: 8 | R: 1 E: 1 K: 0 S: 5 H: 1 LOB: 1 BB: 0 P: 5 | | 1B: 6 2B: 6 3B: 0 HR: 2 | SF: 0 SAC: 0 DP: 1 HBP: 0 | | | | | | |

livebaseballscorecards.com

| | |
|---|---|
| AB | 36 |
| R | 6 |
| H | 13 |
| RBI | 5 |
| BB | 0 |
| SO | 3 |
| LOB | 17 |

WP: 0 PB: 0 SB: 0 CS: 1 PA: 36

| PITCHER | IP | WLS | BF | H | R | ER | SO | BB | IBB | HBP | BLK | WP | HR | S | P | ERA | WHIP |
|---|---|---|---|---|---|---|---|---|---|---|---|---|---|---|---|---|---|
| 47 Ricky Nolasco, R (1, 1)<br>ERA: | 2.0 | | 7 | 2 | 0 | 0 | 1 | 0 | 0 | 0 | 0 | 0 | 0 | 9 | 9 | 0.00 | 1.000 |
| 51 Anthony Swarzak, R (3, 1)<br>ERA: 13.5 | 2.0 | L | 10 | 4 | 3 | 3 | 1 | 0 | 0 | 0 | 0 | 0 | 1 | 13 | 13 | 13.50 | 2.000 |
| Brooks Raley, L (5, 1)<br>ERA: 4.5 | 2.0 | | 8 | 3 | 1 | 1 | 0 | 0 | 0 | 0 | 0 | 0 | 1 | 9 | 12 | 4.50 | 1.500 |
| 66 Alex Meyer, R (7, 1)<br>ERA: 4.5 | 2.0 | | 11 | 4 | 2 | 1 | 1 | 0 | 0 | 0 | 0 | 0 | 0 | 13 | 13 | 4.50 | 2.000 |

| PITCHER | IP | WLS | BF | H | R | ER | SO | BB | IBB | HBP | BLK | WP | HR | S | P | ERA | WHIP |
|---|---|---|---|---|---|---|---|---|---|---|---|---|---|---|---|---|---|

# Philadelphia Phillies @ Tampa Bay Rays

Charlotte Sports Park, Port Charlotte, FL

Mon Mar 03 2014, 1:08 PM - 3:56 PM EST

Att. 4,514 - Sunny - 77 F

TOP

livebaseballscorecards.com

| Batter | 1 | 2 | 3 | 4 | 5 | 6 | 7 | 8 | 9 | AB | R | H | RBI | BB | SO | LOB |
|---|---|---|---|---|---|---|---|---|---|---|---|---|---|---|---|---|
| 2 Ben Revere, L (1, 8)<br>OBP: 0.385, SLG: 0.385 | 0-0<br>74 1B<br>9 S<br>1B | | 0-0 ①<br>G4-3 | 0-0 ③<br>G4-3 | | | 0-0 ②<br>G4-3 | | 0-0 ③<br>F8 | 4 | 0 | 1 | 0 | 0 | 0 | 1 |
| 64 Tyson Gillies, L (7, 8) | | | | | | | | | | 1 | 0 | 0 | 0 | 0 | 0 | 0 |
| 66 Andrés Blanco, S (1, 4) | 0-3 ①<br>K | | 0-0 ②<br>G6-3 | | 0-0 ①<br>L5 | | 0-0 ③<br>G4-3 | | | 4 | 0 | 0 | 0 | 0 | 1 | 1 |
| (4, 6) | | | | | | | | | | | | | | | | |
| 9 Domonic Brown, L (1, 7)<br>OBP: 0.231, SLG: 0.091 | 1-0 ②<br>G6-3<br>1-2 | | 4-0<br>74 1B<br>BB | | 4-0<br>BB | | | 0-0 ①<br>G3-1 | | 2 | 0 | 0 | 0 | 2 | 0 | 1 |
| 80 Zach Collier, L (8, 7)<br>OBP: 0.333, SLG: 0.200 | | | | | | | | | | 0 | 0 | 0 | 0 | 0 | 0 | 0 |
| 74 Maikel Franco, R (1, 5)<br>OBP: 0.385, SLG: 0.273 | 0-0<br>18 BB<br>2-3<br>1B | | 0-0<br>1-3<br>1B | | 0-3 ②<br>K | | | 0-0 ②<br>G5-3 | | 4 | 0 | 2 | 0 | 0 | 1 | 1 |
| 18 Darin Ruf, R (1, 3)<br>OBP: 0.471, SLG: 0.538 | 4-0<br>1-2<br>BB | | 0-0 ③<br>F9 | | 0-3 ③<br>K | | | 0-0<br>17 BB<br>1B | | 3 | 0 | 1 | 0 | 1 | 1 | 3 |
| 15 John Mayberry Jr., R (1, 10)<br>OBP: 0.375, SLG: 0.750 | 0-0 ③<br>G5-3 | | | 0-3 ①<br>K | | 0-0 ①<br>F7 | | 4-0<br>1-2<br>BB | | 3 | 0 | 0 | 0 | 0 | 1 | 3 |
| 17 Reid Brignac, L (8, PH)<br>(8, 10) | | | | | | | | | | 0 | 0 | 0 | 0 | 1 | 0 | 0 |
| 65 Leandro Castro, R (1, 9)<br>OBP: 0.143, SLG: 0.286 | | 0-3 ①<br>K2-3 | | 0-0<br>13 1B<br>21 1B<br>2B | | 0-0 ②<br>F7 | | 0-3 ③<br>K | | 3 | 1 | 1 | 0 | 0 | 1 | 0 |
| 24 Clete Thomas, L (6, 9) | | | | | | | | | | 1 | 0 | 0 | 0 | 0 | 1 | 2 |
| 13 Freddy Galvis, S (1, 6)<br>OBP: 0.182, SLG: 0.182 | | 0-0 ②<br>G5-3 | | 0-0<br>21 1B<br>2-3<br>1B | | 0-0 ③<br>F9 | | | 0-0 ①<br>G4-3 | 2 | 0 | 1 | 0 | 0 | 0 | 0 |
| 16 César Hernández, S (4, 4)<br>OBP: 0.167, SLG: 0.167 | | | | | | | | | | 2 | 0 | 0 | 0 | 0 | 0 | 0 |
| 21 Wil Nieves, R (1, 2)<br>OBP: 0.167, SLG: 0.167 | | 0-0 ③<br>G5-3 | | 0-0 ②<br>1-3<br>3-H<br>1B | | | 0-0 ①<br>P3 | | 0-3 ②<br>K | 3 | 0 | 1 | 1 | 0 | 0 | 0 |
| 4 Lou Marson, R (7, 2)<br>OBP: 0.500, SLG: 1.000 | | | | | | | | | | 1 | 0 | 0 | 0 | 0 | 1 | 0 |

| | AB | 33 |
|---|---|---|
| | R | 1 |
| | H | 7 |
| | RBI | 1 |
| | BB | 4 |
| | SO | 7 |
| | LOB | 12 |

| Inning Stats | 1 | 2 | 3 | 4 | 5 | 6 | 7 | 8 | 9 |
|---|---|---|---|---|---|---|---|---|---|
| | R: 0<br>E: 0<br>K: 1<br>S: 7 | R: 0<br>E: 0<br>K: 1<br>S: 5 | R: 0<br>E: 0<br>K: 0<br>S: 4 | R: 1<br>E: 0<br>K: 1<br>S: 7 | R: 0<br>E: 0<br>K: 2<br>S: 7 | R: 0<br>E: 0<br>K: 0<br>S: 3 | R: 0<br>E: 0<br>K: 0<br>S: 3 | R: 0<br>E: 0<br>K: 1<br>S: 6 | R: 0<br>E: 0<br>K: 1<br>S: 5 |
| | H: 2<br>LOB: 3<br>BB: 1<br>P: 12 | H: 0<br>LOB: 0<br>BB: 0<br>P: 5 | H: 1<br>LOB: 2<br>BB: 1<br>P: 8 | H: 3<br>LOB: 1<br>BB: 0<br>P: 7 | H: 0<br>LOB: 1<br>BB: 1<br>P: 11 | H: 0<br>LOB: 0<br>BB: 0<br>P: 3 | H: 0<br>LOB: 0<br>BB: 0<br>P: 3 | H: 1<br>LOB: 2<br>BB: 1<br>P: 10 | H: 0<br>LOB: 0<br>BB: 0<br>P: 5 |

| | 1B: 6 | SF: 0 | WP: 0 | PA: 37 |
|---|---|---|---|---|
| | 2B: 1 | SAC: 0 | PB: 0 | |
| | 3B: 0 | DP: 0 | SB: 1 | |
| | HR: 0 | HBP: 0 | CS: 0 | |

| PITCHER | | IP | WLS | BF | H | R | ER | SO | BB | IBB | HBP | BLK | WP | HR | S | P | ERA | WHIP |
|---|---|---|---|---|---|---|---|---|---|---|---|---|---|---|---|---|---|---|
| 55 Matt Moore, L | (1, 1) | 1.2 | | 8 | 2 | 0 | 0 | 2 | 1 | 0 | 0 | 0 | 0 | 0 | 11 | 16 | 0.00 | 1.800 |
| ERA: | | | | | | | | | | | | | | | | | | |
| 34 C.J. Riefenhauser, L | (2, 1) | 1.1 | | 6 | 1 | 0 | 0 | 0 | 1 | 0 | 0 | 0 | 0 | 0 | 5 | 9 | 0.00 | 1.500 |
| ERA: | | | | | | | | | | | | | | | | | | |
| 13 Heath Bell, R | (4, 1) | 1.0 | | 5 | 3 | 1 | 1 | 1 | 0 | 0 | 0 | 0 | 0 | 0 | 7 | 7 | 9.00 | 3.000 |
| ERA: 9.0 | | | | | | | | | | | | | | | | | | |
| 47 Brandon Gomes, R | (5, 1) | 1.0 | | 4 | 0 | 0 | 0 | 2 | 1 | 0 | 0 | 0 | 0 | 0 | 7 | 11 | 0.00 | 1.000 |
| ERA: | | | | | | | | | | | | | | | | | | |
| 52 Josh Lueke, R | (6, 1) | 1.0 | | 3 | 0 | 0 | 0 | 0 | 0 | 0 | 0 | 0 | 0 | 0 | 3 | 3 | 0.00 | 0.000 |
| ERA: | | | | | | | | | | | | | | | | | | |

| PITCHER | | IP | WLS | BF | H | R | ER | SO | BB | IBB | HBP | BLK | WP | HR | S | P | ERA | WHIP |
|---|---|---|---|---|---|---|---|---|---|---|---|---|---|---|---|---|---|---|
| 76 Merrill Kelly, R | (7, 1) | 2.0 | W | 8 | 1 | 0 | 0 | 1 | 1 | 0 | 0 | 0 | 0 | 0 | 9 | 13 | 0.00 | 1.000 |
| ERA: | | | | | | | | | | | | | | | | | | |
| 49 Kirby Yates, R | (9, 1) | 1.0 | | 3 | 0 | 0 | 0 | 1 | 0 | 0 | 0 | 0 | 0 | 0 | 5 | 5 | 0.00 | 0.000 |
| ERA: | | | | | | | | | | | | | | | | | | |

# BOTTOM

## Philadelphia Phillies @ Tampa Bay Rays

Charlotte Sports Park, Port Charlotte, FL

Mon Mar 03 2014, 1:08 PM - 3:56 PM EST

Att. 4,514 - Sunny - 77 F

livebaseballscorecards.com

| Batter | 1 | 2 | 3 | 4 | 5 | 6 | 7 | 8 | 9 | AB | R | H | RBI | BB | SO | LOB |
|---|---|---|---|---|---|---|---|---|---|---|---|---|---|---|---|---|
| 18 Ben Zobrist, S (1, 4) | G1-3 | | F9 | | | HBP | 1-H 3-H 2B | | | 2 | 0 | 0 | 0 | 0 | 0 | 1 |
| 61 Cole Figueroa, L (4, 4) OBP: 0.250, SLG: 0.286 | | | | | | | | | | 1 | 0 | 1 | 2 | 0 | 0 | 0 |
| 8 Desmond Jennings, R (1, 8) OBP: 0.167, SLG: 0.167 | G6-3 | | | G6-3 | | L8 | G6-3 | | | 2 | 0 | 0 | 0 | 0 | 0 | 0 |
| 1 Sean Rodríguez, R (5, 5) OBP: 0.333, SLG: 0.200 | | | | | | | | | | 2 | 0 | 0 | 0 | 0 | 0 | 2 |
| 3 Evan Longoria, R (1, 5) OBP: 0.400, SLG: 1.000 | G5-3 | | | 20 G3-6-1 1B | | | G4-3 | F7 | | 2 | 0 | 1 | 0 | 0 | 0 | 0 |
| 39 Kevin Kiermaier, L (5, 8) OBP: 0.143, SLG: 0.143 | | | | | | | | | | 2 | 0 | 0 | 0 | 0 | 0 | 0 |
| 20 Matt Joyce, L (1, 7) | | F8 | | G3-6-1 1-2f | | | 73 2B 30 FC3 BB | G1-3 | | 2 | 0 | 0 | 0 | 0 | 0 | 1 |
| 71 Justin Christian, R (5, 7) OBP: 0.375, SLG: 0.429 | | | | | | | | | | 1 | 1 | 0 | 0 | 1 | 0 | 0 |
| 9 Wil Myers, R (1, 9) | | L6 | | | G5-3 | | 30 FC3 72 FC1-2 1-3 2B | 2-1 HR | | 2 | 0 | 0 | 0 | 0 | 0 | 0 |
| 73 Jeremy Moore, L (6, 9) OBP: 0.444, SLG: 1.000 | | | | | | | | | | 2 | 1 | 2 | 1 | 0 | 0 | 0 |
| 30 Vince Belnome, L (1, 10) OBP: 0.111, SLG: 0.111 | K | | | | K | | FC3 68 BB 72 FC1-2 69 1B 2-3 3-H | G5-3 | | 3 | 1 | 0 | 1 | 0 | 2 | 1 |
| 67 Mikie Mahtook, R (8, PH) (9, 10) OBP: 0.125, SLG: 0.125 | | | | | | | | | | 1 | 0 | 0 | 0 | 0 | 0 | 0 |
| 24 Ryan Hanigan, R (1, 2) OBP: 0.250, SLG: 0.500 | | | K | | K | | FC1-2 68 BB 69 1B 1-2 3-H | | | 2 | 0 | 0 | 0 | 0 | 2 | 0 |
| 72 Eddy Rodriguez, R (6, 2) | | | | | | | | | | 1 | 1 | 0 | 0 | 0 | 0 | 2 |
| 11 Logan Forsythe, R (1, 3) OBP: 0.200, SLG: 0.200 | | | 16 S 1B | | | F8 | 69 1B 61 2B 1-2 2-3 BB | | | 2 | 0 | 1 | 0 | 0 | 0 | 0 |
| 68 Jerry Sands, R (7, 3) OBP: 0.556, SLG: 1.143 | | | | | | | | | | 0 | 1 | 0 | 0 | 1 | 0 | 0 |
| 16 Jayson Nix, R (1, 6) OBP: 0.500, SLG: 0.400 | | | K 1-2 | | | G6-3 | 61 2B 1B 1-3 2-H 3-H | | | 2 | 0 | 0 | 0 | 0 | 1 | 1 |
| 69 Ray Olmedo, S (7, 6) OBP: 0.250, SLG: 0.250 | | | | | | | | | | 1 | 1 | 1 | 2 | 0 | 0 | 0 |
| Inning Stats | R: 0 E: 0 K: 0 S: 3 H: 0 LOB: 0 BB: 0 P: 3 | R: 0 E: 0 K: 1 S: 5 H: 0 LOB: 0 BB: 0 P: 5 | R: 0 E: 0 K: 2 S: 8 H: 1 LOB: 1 BB: 0 P: 8 | R: 0 E: 0 K: 0 S: 3 H: 1 LOB: 0 BB: 0 P: 3 | R: 0 E: 0 K: 2 S: 7 H: 0 LOB: 0 BB: 0 P: 7 | R: 0 E: 0 K: 0 S: 3 H: 0 LOB: 1 BB: 0 P: 5 | R: 5 E: 0 K: 0 S: 7 H: 3 LOB: 1 BB: 2 P: 15 | R: 1 E: 0 K: 0 S: 5 H: 1 LOB: 0 BB: 0 P: 7 | | 1B: 3 2B: 2 3B: 0 HR: 1 | SF: 0 SAC: 0 DP: 1 HBP: 1 | | | | | | |

| | AB | 30 |
|---|---|---|
| | R | 6 |
| | H | 6 |
| | RBI | 6 |
| | BB | 2 |
| | SO | 5 |
| | LOB | 8 |

WP: 0 PB: 0 SB: 1 CS: 0 PA: 33

| PITCHER | | IP | WLS | BF | H | R | ER | SO | BB | IBB | HBP | BLK | WP | HR | S | P | ERA | WHIP |
|---|---|---|---|---|---|---|---|---|---|---|---|---|---|---|---|---|---|---|
| 27 Roberto Hernandez, R ERA: 3.6 | (1, 1) | 3.0 | | 10 | 1 | 0 | 0 | 3 | 0 | 0 | 0 | 0 | 0 | 0 | 16 | 16 | 0.00 | 0.333 |
| 60 Jeff Manship, R ERA: | (4, 1) | 2.0 | H | 6 | 1 | 0 | 0 | 2 | 0 | 0 | 0 | 0 | 0 | 0 | 10 | 10 | 0.00 | 0.500 |
| 48 Phillippe Aumont, R ERA: 6.0 | (6, 1) | 1.0 | H | 4 | 0 | 0 | 0 | 0 | 0 | 0 | 1 | 0 | 0 | 0 | 3 | 5 | 0.00 | 0.000 |
| 40 Michael Stutes, R ERA: 22.5 | (7, 1) | 1.0 | L | 9 | 3 | 5 | 5 | 0 | 2 | 0 | 0 | 0 | 0 | 0 | 7 | 15 | 45.00 | 5.000 |
| 30 Justin De Fratus, R ERA: 4.5 | (8, 1) | 1.0 | | 4 | 1 | 1 | 1 | 0 | 0 | 0 | 0 | 0 | 0 | 1 | 5 | 7 | 9.00 | 1.000 |

| PITCHER | IP | WLS | BF | H | R | ER | SO | BB | IBB | HBP | BLK | WP | HR | S | P | ERA | WHIP |
|---|---|---|---|---|---|---|---|---|---|---|---|---|---|---|---|---|---|

# Tampa Bay Rays @ Boston Red Sox

JetBlue Park, Ft. Myers, FL

Tue Mar 04 2014, 1:12 PM - 4:36 PM EST

Att. 9,809 - Sunny - 82 F

TOP

livebaseballscorecards.com

| Batter | 1 | 2 | 3 | 4 | 5 | 6 | 7 | 8 | 9 | AB | R | H | RBI | BB | SO | LOB |
|---|---|---|---|---|---|---|---|---|---|---|---|---|---|---|---|---|
| 7 David DeJesus, L (1, 7)<br>OBP: 0.625, SLG: 1.143<br>5 Brandon Guyer, R (5, PH)<br>OBP: 0.286, SLG: 0.167 (5, 9) | 0-0 20 1B 2B | 0-0 21 HR 3B | 4-0 11 PO BB<br>1-2<br>2-3 | | 0-3 K | | 0-0<br>1-2 1B | | 4-0<br>1-2 BB | 2<br>2 | 2<br>0 | 2<br>1 | 1<br>0 | 1<br>1 | 0<br>1 | 0<br>2 |
| 11 Yunel Escobar, R (1, 6)<br>OBP: 0.714, SLG: 1.000<br>36 Hak-Ju Lee, L (5, PH)<br>OBP: 0.400, SLG: 0.600 (5, 6)<br>21 Jake Hager, R (9, PH)<br>(9, 6) | 0-0 G5-3 | 0-3 K | 1-0 PO<br>1-2 | 4-0 21 G1-6-3 BB | 0-0<br>1-H<br>2-H 2B | 0-3 K | 0-3 K | | 0-3 K | 2<br>2<br>1 | 0<br>0<br>0 | 0<br>1<br>0 | 0<br>2<br>0 | 1<br>0<br>0 | 1<br>1<br>1 | 2<br>2<br>2 |
| 21 James Loney, L (1, 3)<br>OBP: 0.286, SLG: 0.667<br>68 Jerry Sands, R (4, 3)<br>OBP: 0.417, SLG: 0.800 | 4-0 11 1B 20 1B BB | 0-1<br>3-H HR | | 0-0 G1-6-3<br>1-2 | 0-3 K | | 0-3 K | | 0-0 G5-3 | 2<br>3 | 1<br>0 | 1<br>0 | 2<br>0 | 1<br>0 | 0<br>2 | 1<br>5 |
| 9 Wil Myers, R (1, 10)<br>OBP: 0.111, SLG: 0.111<br>84 Luke Maile, R (8, PH)<br>(8, 10) | 0-3 K | 0-0 G6-3 | | 0-3 K | | 0-0 61 S 1B | | 0-3 K | | 4<br>1 | 0<br>0 | 1<br>0 | 0<br>0 | 0<br>0 | 2<br>1 | 3<br>0 |
| 20 Matt Joyce, L (1, 9)<br>OBP: 0.200, SLG: 0.200<br>61 Cole Figueroa, L (5, 4)<br>OBP: 0.300, SLG: 0.333 | 0-0 11 1B<br>1-2<br>2-H 1B | | 0-0 1 G3 28 1B 1B | 0-0 F8 | | 0-3 K<br>1-2 | | 0-0 1B | | 3<br>2 | 1<br>0 | 2<br>1 | 1<br>0 | 0<br>0 | 0<br>1 | 1<br>1 |
| 11 Logan Forsythe, R (1, 5)<br>OBP: 0.250, SLG: 0.250<br>67 Mikie Mahtook, R (5, 8)<br>OBP: 0.100, SLG: 0.100 | 0-0<br>1-2<br>2-3 1B | | 0-0 F8 | | 0-0 G6-3 | 0-3 K | | 0-0 P6 | | 3<br>2 | 0<br>0 | 1<br>0 | 0<br>0 | 0<br>0 | 0<br>1 | 1<br>2 |
| 1 Sean Rodríguez, R (1, 4)<br>OBP: 0.333, SLG: 0.625<br>30 Vince Belnome, L (5, 5)<br>OBP: 0.091, SLG: 0.091 | 0-0 F7 | | 0-0 G3<br>1-2 | | 1-0 HR | 0-0 G3 | | 0-0 P5 | | 3<br>2 | 1<br>0 | 1<br>0 | 1<br>0 | 0<br>0 | 0<br>0 | 4<br>2 |
| 28 José Molina, R (1, 2)<br>OBP: 0.667, SLG: 0.750<br>63 Curt Casali, R (6, 2)<br>OBP: 0.750, SLG: 0.500 | | 4-0 7 3B BB | 0-0 7 BB 39 1B<br>2-H 1B | | 0-0 36 2B 2B | | 4-0 5 1B BB | | 0-0 71 1B 1B | 2<br>1 | 2<br>0 | 2<br>1 | 1<br>0 | 1<br>1 | 0<br>0 | 0<br>0 |
| 39 Kevin Kiermaier, L (1, 8)<br>OBP: 0.300, SLG: 0.222<br>71 Justin Christian, R (5, 7)<br>OBP: 0.400, SLG: 0.444 | | 0-0 F9 | 0-0 7 BB<br>1-2 1B | | 4-0 36 2B BB | | 0-0 P6 | | 0-0 5 BB<br>1-3 1B | 2<br>2 | 1<br>0 | 1<br>1 | 0<br>0 | 1<br>0 | 0<br>0 | 1<br>1 |
| Inning Stats | R: 1<br>E: 0<br>K: 1<br>S: 8<br>H: 3<br>LOB: 3<br>BB: 1<br>P: 12 | R: 3<br>E: 0<br>K: 1<br>S: 8<br>H: 2<br>LOB: 0<br>BB: 1<br>P: 12 | R: 1<br>E: 0<br>K: 0<br>S: 5<br>H: 3<br>LOB: 2<br>BB: 1<br>P: 10 | R: 0<br>E: 0<br>K: 1<br>S: 5<br>H: 0<br>LOB: 1<br>BB: 1<br>P: 9 | R: 3<br>E: 0<br>K: 2<br>S: 10<br>H: 3<br>LOB: 1<br>BB: 1<br>P: 15 | R: 0<br>E: 0<br>K: 2<br>S: 8<br>H: 1<br>LOB: 1<br>BB: 0<br>P: 8 | R: 0<br>E: 0<br>K: 2<br>S: 8<br>H: 1<br>LOB: 2<br>BB: 1<br>P: 12 | R: 0<br>E: 0<br>K: 1<br>S: 6<br>H: 1<br>LOB: 1<br>BB: 0<br>P: 6 | R: 0<br>E: 0<br>K: 1<br>S: 6<br>H: 2<br>LOB: 2<br>BB: 1<br>P: 10 | 1B: 10<br>2B: 3<br>3B: 1<br>HR: 2<br>SF: 0<br>SAC: 0<br>DP: 0<br>HBP: 0 | | | | | | |

| | |
|---|---|
| AB | 41 |
| R | 8 |
| H | 16 |
| RBI | 8 |
| BB | 7 |
| SO | 11 |
| LOB | 30 |

WP: 0 PB: 0 SB: 1 CS: 0 PA: 49

| PITCHER | | IP | WLS | BF | H | R | ER | SO | BB | IBB | HBP | BLK | WP | HR | S | P | ERA | WHIP |
|---|---|---|---|---|---|---|---|---|---|---|---|---|---|---|---|---|---|---|
| 11 Clay Buchholz, R<br>ERA: 9.0 | (1, 1) | 1.0 | L | 7 | 3 | 1 | 1 | 1 | 1 | 0 | 0 | 0 | 0 | 0 | 8 | 12 | 9.00 | 4.000 |
| 62 Rubby De La Rosa, R<br>ERA: 18.0 | (2, 1) | 2.0 | | 12 | 5 | 4 | 4 | 1 | 2 | 0 | 0 | 0 | 0 | 1 | 13 | 22 | 18.00 | 3.500 |
| 30 Andrew Miller, L<br>ERA: 16.2 | (4, 1) | 1.0 | | 4 | 0 | 0 | 0 | 1 | 1 | 0 | 0 | 0 | 0 | 0 | 5 | 9 | 0.00 | 1.000 |
| 60 Brayan Villarreal, R<br>ERA: 13.5 | (5, 1) | 1.0 | | 7 | 3 | 3 | 3 | 2 | 1 | 0 | 0 | 0 | 0 | 1 | 10 | 15 | 27.00 | 4.000 |
| 39 Francisco Cordero, R<br>ERA: | (6, 1) | 1.0 | | 4 | 1 | 0 | 0 | 2 | 0 | 0 | 0 | 0 | 0 | 0 | 8 | 8 | 0.00 | 1.000 |

| PITCHER | | IP | WLS | BF | H | R | ER | SO | BB | IBB | HBP | BLK | WP | HR | S | P | ERA | WHIP |
|---|---|---|---|---|---|---|---|---|---|---|---|---|---|---|---|---|---|---|
| 50 Jose Mijares, L<br>ERA: 16.2 | (7, 1) | 1.0 | | 5 | 1 | 0 | 0 | 2 | 1 | 0 | 0 | 0 | 0 | 0 | 8 | 12 | 0.00 | 2.000 |
| 80 Matty Ott, R<br>ERA: | (8, 1) | 1.0 | | 4 | 1 | 0 | 0 | 1 | 0 | 0 | 0 | 0 | 0 | 0 | 6 | 6 | 0.00 | 1.000 |
| 78 Chris Hernandez, L<br>ERA: | (9, 1) | 1.0 | | 5 | 2 | 0 | 0 | 1 | 1 | 0 | 0 | 0 | 0 | 0 | 6 | 10 | 0.00 | 3.000 |

# BOTTOM

# Tampa Bay Rays @ Boston Red Sox

JetBlue Park, Ft. Myers, FL

Tue Mar 04 2014, 1:12 PM - 4:36 PM EST

Att. 9,809 - Sunny - 82 F

| Batter | 1 | 2 | 3 | 4 | 5 | 6 | 7 | 8 | 9 | AB | R | H | RBI | BB | SO | LOB |
|---|---|---|---|---|---|---|---|---|---|---|---|---|---|---|---|---|
| 38 Grady Sizemore, L (1, 8)<br>OBP: 0.333, SLG: 0.200<br>72 Corey Brown, L (5, PR)<br>(6, 8) | G4-3 | | FC3-6<br>1-2f<br>2-3 | | 1-2 BB | | K | | | 2<br>1 | 0<br>0 | 0<br>0 | 0<br>0 | 1<br>0 | 0<br>1 | 2<br>1 |
| 15 Dustin Pedroia, R (1, 4)<br>OBP: 0.125, SLG: 0.125<br>26 Brock Holt, L (6, 4)<br>OBP: 0.125, SLG: 0.125 | G3 | | P4 | | F9<br>2-3 | | G4-6-3<br>1-2f | | | 3<br>1 | 0<br>0 | 0<br>0 | 0<br>0 | 0<br>0 | 0<br>0 | 4<br>1 |
| 34 David Ortiz, L (1, 10)<br>29 Daniel Nava, S (8, PH)<br>OBP: 0.500, SLG: 0.833<br>(9, 10) | K | | | G1-3 | K | | | 77<br>FC3-6<br>1B | | 3<br>1 | 0<br>0 | 0<br>1 | 0<br>0 | 0<br>0 | 2<br>0 | 2<br>0 |
| 12 Mike Napoli, R (1, 3)<br>OBP: 0.625, SLG: 1.000<br>77 Travis Shaw, L (7, 3)<br>OBP: 0.250, SLG: 0.286 | | 5<br>G5-4-3<br>1B | | 4-0<br>5<br>1B<br>BB | | L7 | | FC3-6<br>48<br>G5-4-3<br>1-2f | | 2<br>1 | 0<br>0 | 1<br>0 | 0<br>0 | 1<br>0 | 0<br>1 | 0<br>1 |
| 5 Jonny Gomes, R (1, 7)<br>OBP: 0.222, SLG: 0.222<br>48 Mike McCoy, R (7, 7) | G5-4-3<br>1-2f | | | 1-2<br>1B | | F7 | | G5-4-3<br>1-2f | | 3<br>1 | 0<br>0 | 1<br>0 | 0<br>0 | 0<br>0 | 0<br>0 | 1<br>1 |
| 2 Xander Bogaerts, R (1, 6)<br>OBP: 0.375, SLG: 0.429<br>74 Deven Marrero, R (6, PR)<br>OBP: 0.714, SLG: 0.333<br>(7, 6) | L4 | | | L5 | | 4-0<br>16<br>1B<br>BB | | | 4-0<br>23<br>1B<br>BB | 2<br>0 | 0<br>0 | 0<br>0 | 0<br>0 | 1<br>1 | 0<br>0 | 2<br>0 |
| 16 Will Middlebrooks, R (1, 5)<br>OBP: 0.250, SLG: 0.143<br>23 Brandon Snyder, R (6, PR)<br>OBP: 0.571, SLG: 0.500<br>(7, 5) | | | K | G6-3 | | 1-3 | | | 80<br>G5-4-3<br>1-2<br>1B | 3<br>1 | 0<br>0 | 1<br>1 | 0<br>0 | 0<br>0 | 1<br>0 | 2<br>0 |
| 68 Alex Hassan, R (1, 9)<br>OBP: 0.444, SLG: 0.286<br>Scott Cousins, L (7, 9)<br>OBP: 0.250, SLG: 0.250 | | | 38<br>FC3-6<br>61<br>1B<br>1B | | 15<br>F9<br>38<br>BB<br>1B | F7 | | | F8 | 3<br>1 | 0<br>0 | 2<br>0 | 0<br>0 | 0<br>0 | 0<br>0 | 2<br>2 |
| 61 Dan Butler, R (1, 2)<br>OBP: 0.250, SLG: 0.250<br>80 Blake Swihart, S (6, 2)<br>OBP: 0.500, SLG: 0.333 | | | 38<br>FC3-6<br>1-2<br>1B | | K | | 26<br>G4-6-3<br>HBP | | G5-4-3<br>1-2f | 2<br>1 | 0<br>0 | 1<br>0 | 0<br>0 | 0<br>0 | 1<br>0 | 1<br>2 |
| Inning Stats | R: 0<br>E: 0<br>K: 1<br>S: 5<br>H: 0<br>LOB: 0<br>BB: 0<br>P: 5 | R: 0<br>E: 0<br>K: 0<br>S: 3<br>H: 1<br>LOB: 0<br>BB: 0<br>P: 3 | R: 0<br>E: 0<br>K: 1<br>S: 7<br>H: 2<br>LOB: 2<br>BB: 0<br>P: 7 | R: 0<br>E: 0<br>K: 0<br>S: 4<br>H: 1<br>LOB: 2<br>BB: 1<br>P: 8 | R: 0<br>E: 0<br>K: 2<br>S: 8<br>H: 1<br>LOB: 2<br>BB: 1<br>P: 12 | R: 0<br>E: 0<br>K: 0<br>S: 4<br>H: 1<br>LOB: 2<br>BB: 1<br>P: 8 | R: 0<br>E: 0<br>K: 1<br>S: 4<br>H: 0<br>LOB: 0<br>BB: 0<br>P: 6 | R: 0<br>E: 0<br>K: 0<br>S: 3<br>H: 1<br>LOB: 0<br>BB: 0<br>P: 3 | R: 0<br>E: 0<br>K: 0<br>S: 3<br>H: 1<br>LOB: 1<br>BB: 1<br>P: 7 | 1B: 8<br>2B: 0<br>3B: 0<br>HR: 0 | SF: 0<br>SAC: 0<br>DP: 4<br>HBP: 1 | | | | | WP: 0<br>PB: 0<br>SB: 0<br>CS: 0 | PA: 36 |

livebaseballscorecards.com

| | AB | 31 |
|---|---|---|
| | R | 0 |
| | H | 8 |
| | RBI | 0 |
| | BB | 4 |
| | SO | 5 |
| | LOB | 24 |

| PITCHER | | IP | WLS | BF | H | R | ER | SO | BB | IBB | HBP | BLK | WP | HR | S | P | ERA | WHIP |
|---|---|---|---|---|---|---|---|---|---|---|---|---|---|---|---|---|---|---|
| 22 Chris Archer, R<br>ERA: | (1, 1) | 2.0 | W | 6 | 1 | 0 | 0 | 1 | 0 | 0 | 0 | 0 | 0 | 0 | 8 | 8 | 0.00 | 0.500 |
| 35 Mark Lowe, R<br>ERA: 4.5 | (3, 1) | 1.0 | | 5 | 2 | 0 | 0 | 1 | 0 | 0 | 0 | 0 | 0 | 0 | 7 | 7 | 0.00 | 2.000 |
| 57 Jake McGee, L<br>ERA: | (4, 1) | 1.0 | | 5 | 1 | 0 | 0 | 0 | 1 | 0 | 0 | 0 | 0 | 0 | 4 | 8 | 0.00 | 2.000 |
| 26 Brad Boxberger, R<br>ERA: | (5, 1) | 1.0 | | 5 | 1 | 0 | 0 | 2 | 1 | 0 | 0 | 0 | 0 | 0 | 8 | 12 | 0.00 | 2.000 |
| 45 Enny Romero, L<br>ERA: | (6, 1) | 1.0 | | 5 | 1 | 0 | 0 | 0 | 1 | 0 | 0 | 0 | 0 | 0 | 4 | 8 | 0.00 | 2.000 |

| PITCHER | | IP | WLS | BF | H | R | ER | SO | BB | IBB | HBP | BLK | WP | HR | S | P | ERA | WHIP |
|---|---|---|---|---|---|---|---|---|---|---|---|---|---|---|---|---|---|---|
| 31 Mike Montgomery, L<br>ERA: | (7, 1) | 2.0 | | 6 | 1 | 0 | 0 | 1 | 0 | 0 | 1 | 0 | 0 | 0 | 7 | 9 | 0.00 | 0.500 |
| 38 Jeff Beliveau, L<br>ERA: | (9, 1) | 1.0 | | 4 | 1 | 0 | 0 | 0 | 1 | 0 | 0 | 0 | 0 | 0 | 3 | 7 | 0.00 | 2.000 |

# New York Yankees @ Tampa Bay Rays

Charlotte Sports Park, Port Charlotte, FL

Wed Mar 05 2014, 1:08 PM - 4:19 PM EST

Att. 6,469 - Partly Cloudy - 78 F

TOP

livebaseballscorecards.com

| Batter | 1 | 2 | 3 | 4 | 5 | 6 | 7 | 8 | 9 | AB | R | H | RBI | BB | SO | LOB |
|---|---|---|---|---|---|---|---|---|---|---|---|---|---|---|---|---|
| 11 Brett Gardner, L (1, 7)<br>OBP: 0.455, SLG: 0.500 | C C C<br>0-3 ① K | | X 0-0 ① G6-3 | X 0-0 ③ 1-3 2-H 3-H 1B | | | X 0-0 ① G4-3 | | X 0-0 1-2 1B | 3 | 0 | 1 | 2 | 0 | 1 | 0 |
| 73 Antoan Richardson, S (6, 7)<br>OBP: 0.333, SLG: 0.333 | | | | | | | | | | 2 | 0 | 1 | 0 | 0 | 0 | 0 |
| 26 Eduardo Núñez, R (1, 4)<br>OBP: 0.364, SLG: 0.727 | X 0-0 31 1B 70 1B 1B | | X 0-0 2B | | X 0-0 31 L3 1B | | X 0-0 2B | | X 0-0 ② F9 | 3 | 1 | 3 | 0 | 0 | 0 | 0 |
| 98 Zelous Wheeler, R (6, 5)<br>OBP: 0.167, SLG: 0.333 | | | | | | | | | | 2 | 0 | 1 | 0 | 0 | 0 | 2 |
| 31 Ichiro Suzuki, L (1, 8)<br>OBP: 0.273, SLG: 0.200 | X 0-0 70 1B 1-3 33 FC4-6 1B | | X 0-0 ② G5-3 | | X 0-0 ① ② L3 1-2 | | S C C<br>0-3 ② K | | S S S<br>0-3 ③ K | 3 | 1 | 1 | 0 | 0 | 0 | 2 |
| 96 Peter O'Brien, R (6, 2) | | | | | | | | | | 2 | 0 | 0 | 0 | 0 | 2 | 3 |
| 70 Russ Canzler, R (1, 3)<br>OBP: 0.333, SLG: 0.273 | X 0-0 33 FC4-6 1-3 3-H 1B | | X 0-0 ③ G6-3 | | B B B<br>4-0 BB | | X 0-0 ③ G4-3 | | | 2 | 0 | 1 | 1 | 1 | 0 | 1 |
| 80 Jose Gil, R (6, 3)<br>OBP: 0.333, SLG: 0.200 | | | | | | | | | | 1 | 0 | 0 | 0 | 0 | 0 | 1 |
| 33 Kelly Johnson, L (1, 5)<br>OBP: 0.364, SLG: 0.444 | X 0-0 ② FC4-6 1-2f 3-H | | | H 1-0 89 1B 11 1B HBP | X 0-0 ③ G4-3 | | | C C C<br>0-3 ① K | | 2 | 1 | 0 | 1 | 0 | 0 | 2 |
| 45 Dean Anna, L (6, 6)<br>OBP: 0.333, SLG: 0.273 | | | | | | | | | | 1 | 0 | 0 | 0 | 0 | 1 | 0 |
| 89 Yangervis Solarte, S (1, 6)<br>OBP: 0.692, SLG: 1.167 | X 0-0 ③ F8 | | | X 0-0 65 BB 1-3 11 1B 1B | | X 0-0 E5 65 1B | | S S S<br>0-3 ② K2-3 | | 3 | 1 | 1 | 0 | 0 | 0 | 1 |
| 97 Mason Williams, L (6, 8)<br>OBP: 0.222, SLG: 0.333 | | | | | | | | | | 1 | 0 | 0 | 0 | 0 | 1 | 0 |
| 53 Austin Romine, R (1, 2)<br>OBP: 0.250, SLG: 0.182 | | X 0-0 ① G6-3 | | X 0-0 ① F8 | | C C C<br>0-3 ① K | | S S S<br>0-3 ③ K | | 3 | 0 | 0 | 0 | 0 | 1 | 3 |
| 95 Adonis García, R (6, 9)<br>OBP: 0.500, SLG: 0.600 | | | | | | | | | | 1 | 0 | 0 | 0 | 0 | 1 | 0 |
| 65 Zoilo Almonte, S (1, 9)<br>OBP: 0.364, SLG: 0.400 | | X 0-0 ② F9 | | B B B<br>4-0 11 1B 1-2 BB | | X 0-0 66 G5-4-3 1-2 1B | | | X 0-0 ① G3-1 | 2 | 0 | 1 | 0 | 1 | 0 | 0 |
| 72 Corban Joseph, L (6, 4)<br>OBP: 0.308, SLG: 0.182 | | | | | | | | | | 1 | 0 | 0 | 0 | 0 | 0 | 0 |
| 66 John Ryan Murphy, R (1, 10)<br>OBP: 0.273, SLG: 0.500 | | C S T<br>0-2 ③ K | | X 0-0 ② P4 | | X 0-0 ② ③ G5-4-3 1-2f | | | X 0-0 73 1B 1B | 3 | 0 | 0 | 0 | 0 | 1 | 5 |
| 86 José Pirela, R (9, PH)<br>OBP: 0.300, SLG: 0.600 | | | | | | | | | | 1 | 0 | 1 | 0 | 0 | 0 | 0 |
| Inning Stats | R: 2 E: 0 K: 1 S: 8 H: 3 LOB: 1 BB: 0 P: 8 | R: 0 E: 0 K: 1 S: 5 H: 0 LOB: 0 BB: 0 P: 5 | R: 0 E: 0 K: 0 S: 4 H: 1 LOB: 1 BB: 0 P: 4 | R: 2 E: 0 K: 0 S: 4 H: 2 LOB: 2 BB: 1 P: 9 | R: 0 E: 0 K: 0 S: 3 H: 1 LOB: 1 BB: 1 P: 7 | R: 0 E: 1 K: 1 S: 6 H: 1 LOB: 1 BB: 0 P: 6 | R: 0 E: 0 K: 1 S: 6 H: 1 LOB: 1 BB: 0 P: 6 | R: 0 E: 0 K: 3 S: 9 H: 0 LOB: 0 BB: 0 P: 9 | R: 0 E: 0 K: 1 S: 7 H: 2 LOB: 2 BB: 0 P: 7 | 1B: 9 2B: 3 3B: 0 HR: 0 | SF: 0 SAC: 0 DP: 2 HBP: 1 | | | | | | |

| | AB | 36 |
|---|---|---|
| | R | 4 |
| | H | 11 |
| | RBI | 4 |
| | BB | 2 |
| | SO | 8 |
| | LOB | 20 |

WP: 0 PB: 0 SB: 0 CS: 0 PA: 39

| PITCHER | | IP | WLS | BF | H | R | ER | SO | BB | IBB | HBP | BLK | WP | HR | S | P | ERA | WHIP |
|---|---|---|---|---|---|---|---|---|---|---|---|---|---|---|---|---|---|---|
| 27 Cesár Ramos, L<br>ERA: 4.91 | (1, 1) | 2.2 | | 12 | 4 | 2 | 2 | 2 | 0 | 0 | 0 | 0 | 0 | 0 | 16 | 16 | 6.75 | 1.500 |
| 83 Juan Sandoval, R<br>ERA: | (3, 1) | 0.1 | | 1 | 0 | 0 | 0 | 0 | 0 | 0 | 0 | 0 | 0 | 0 | 1 | 1 | 0.00 | 0.000 |
| 50 Grant Balfour, R<br>ERA: 9.0 | (4, 1) | 1.0 | | 6 | 2 | 2 | 2 | 0 | 1 | 0 | 1 | 0 | 0 | 0 | 4 | 9 | 18.00 | 3.000 |
| 40 Erik Bedard, L<br>ERA: 6.75 | (5, 1) | 3.0 | W | 12 | 3 | 0 | 0 | 2 | 1 | 0 | 0 | 0 | 0 | 0 | 15 | 19 | 0.00 | 1.333 |
| 62 Joel Peralta, R<br>ERA: | (8, 1) | 1.0 | H | 3 | 0 | 0 | 0 | 3 | 0 | 0 | 0 | 0 | 0 | 0 | 9 | 9 | 0.00 | 0.000 |

| PITCHER | | IP | WLS | BF | H | R | ER | SO | BB | IBB | HBP | BLK | WP | HR | S | P | ERA | WHIP |
|---|---|---|---|---|---|---|---|---|---|---|---|---|---|---|---|---|---|---|
| 23 Jake Odorizzi, R<br>ERA: | (9, 1) | 1.0 | S | 5 | 2 | 0 | 0 | 1 | 0 | 0 | 0 | 0 | 0 | 0 | 7 | 7 | 0.00 | 2.000 |

| Batter | 1 | 2 | 3 | 4 | 5 | 6 | 7 | 8 | 9 | AB | R | H | RBI | BB | SO | LOB |
|---|---|---|---|---|---|---|---|---|---|---|---|---|---|---|---|---|
| 18 Ben Zobrist, S (1, 4)<br>OBP: 0.400, SLG: 1.000<br>68 Jerry Sands, R (6, 3)<br>OBP: 0.385, SLG: 0.727 | S S B B B X<br>3-2<br>HR | X<br>0-0 ③<br>F8 | | | X<br>0-0<br>8<br>1-3 HR 1B | C C C<br>0-3 ②<br>K | | | | 3 2 2 1 0 0 2<br>1 0 0 0 0 1 0 | | | | | | |
| 8 Desmond Jennings, R (1, 8)<br>OBP: 0.222, SLG: 0.556<br>71 Justin Christian, R (6, 8)<br>OBP: 0.364, SLG: 0.400 | C C C<br>0-3 ①<br>K | X<br>0-0 ①<br>G5-3 | | | B B B S S X<br>3-2<br>1-H 3-H HR | X<br>0-0 ③<br>F9 | | | | 3 1 1 3 0 1 0<br>1 0 0 0 0 0 0 | | | | | | |
| 3 Evan Longoria, R (1, 5)<br>OBP: 0.375, SLG: 0.750<br>69 Ray Olmedo, S (6, 4)<br>OBP: 0.200, SLG: 0.200 | X<br>0-0<br>1B | S S S<br>0-3 ②<br>K | | | X<br>0-0 ①<br>G4-3 | | X<br>0-0 ①<br>G3 | | | 3 0 1 0 0 1 0<br>1 0 0 0 0 0 0 | | | | | | |
| 20 Matt Joyce, L (1, 10)<br>OBP: 0.231, SLG: 0.462<br>60 Mayo Acosta, R (7, PH)<br>(8, 10) | X<br>0-0 ②<br>F9 | X<br>0-0 ③<br>G1 | | | S B B B X<br>2-1<br>HR | | B B B<br>4-0<br>BB | | | 3 1 1 1 0 0 1<br>0 0 0 0 1 0 0 | | | | | | |
| 24 Ryan Hanigan, R (1, 2)<br>OBP: 0.286, SLG: 0.333<br>64 Ali Solis, R (7, 2)<br>OBP: 0.250, SLG: 0.500 | X<br>0-0 ③<br>F9 | | | B B B<br>4-0<br>5<br>FC6-4<br>BB | S S S<br>0-3 ②<br>K | | S S S<br>0-3 ②<br>K | | | 2 0 0 0 1 1 1<br>1 0 0 0 0 1 1 | | | | | | |
| 30 Vince Belnome, L (1, 3)<br>OBP: 0.214, SLG: 0.214<br>18 Richie Shaffer, R (6, 5) | X<br>0-0<br>5<br>1B 1B | | | S S S<br>0-3 ①<br>K | X<br>0-0<br>5 16<br>WP 1B 1B | | X<br>0-0 ③<br>P3 | | | 3 0 2 0 0 1 1<br>1 0 0 0 0 0 1 | | | | | | |
| 16 Jayson Nix, R (1, 6)<br>OBP: 0.444, SLG: 0.375<br>10 Taylor Motter, R (6, 6)<br>OBP: 0.500, SLG: 0.500 | S S S<br>0-3 ①<br>K | | | X<br>0-0 ②<br>F7 | X<br>0-0<br>5<br>WP<br>1-2 1B | | | X<br>0-0 ①<br>F8 | | 3 0 1 0 0 1 2<br>1 0 0 0 0 0 0 | | | | | | |
| 5 Brandon Guyer, R (1, 7)<br>OBP: 0.300, SLG: 0.222<br>34 Willie Argo, R (6, 7) | X<br>0-0<br>1-3 1B | | | X<br>0-0 ③<br>FC6-4<br>1-2f | B X<br>1-0 ③<br>P3<br>1-2<br>2-3 | | | S S S<br>0-3 ②<br>K | | 3 0 1 0 0 0 3<br>1 0 0 0 0 1 0 | | | | | | |
| 67 Mikie Mahtook, R (1, 9)<br>OBP: 0.167, SLG: 0.091<br>73 Jeremy Moore, L (6, 9)<br>OBP: 0.364, SLG: 0.818 | X<br>0-0 ②<br>G5-3 | | | | H<br>1-0<br>18<br>1B<br>8<br>HR HBP | X<br>0-0 ①<br>G1-3 | | S S S<br>0-3 ③<br>K | | 1 1 0 0 0 0 2<br>2 0 0 0 0 1 0 | | | | | | |
| Inning Stats | R: 1 H: 2<br>E: 0 LOB: 1<br>K: 1 BB: 0<br>S: 9 P: 12 | R: 0 H: 2<br>E: 0 LOB: 2<br>K: 1 BB: 0<br>S: 7 P: 7 | R: 0 H: 0<br>E: 0 LOB: 0<br>K: 1 BB: 0<br>S: 5 P: 5 | R: 0 H: 0<br>E: 0 LOB: 1<br>K: 1 BB: 1<br>S: 5 P: 9 | R: 4 H: 5<br>E: 0 LOB: 2<br>K: 1 BB: 0<br>S: 13 P: 20 | R: 0 H: 0<br>E: 0 LOB: 0<br>K: 2 BB: 0<br>S: 5 P: 5 | R: 0 H: 0<br>E: 0 LOB: 1<br>K: 1 BB: 1<br>S: 5 P: 9 | R: 0 H: 0<br>E: 0 LOB: 0<br>K: 2 BB: 0<br>S: 7 P: 7 | | 1B: 6 SF: 0<br>2B: 0 SAC: 0<br>3B: 0 DP: 0<br>HR: 3 HBP: 1 | | | | | | |

| PITCHER | | IP | WLS | BF | H | R | ER | SO | BB | IBB | HBP | BLK | WP | HR | S | P | ERA | WHIP |
|---|---|---|---|---|---|---|---|---|---|---|---|---|---|---|---|---|---|---|
| 43 Adam Warren, R<br>ERA: 2.08 | (1, 1) | 2.1 | | 11 | 4 | 1 | 1 | 2 | 0 | 0 | 0 | 0 | 0 | 1 | 17 | 20 | 3.86 | 1.714 |
| 68 Dellin Betances, R<br>ERA: | (3, 1) | 1.2 | H | 6 | 0 | 0 | 0 | 2 | 1 | 0 | 0 | 0 | 0 | 0 | 9 | 13 | 0.00 | 0.600 |
| 62 Robert Coello, R<br>ERA: 48.6 | (5, 1) | 0.1 | L | 5 | 3 | 4 | 4 | 0 | 0 | 0 | 1 | 0 | 0 | 2 | 7 | 13 | 108.00 | 9.000 |
| 40 Matt Daley, R<br>ERA: | (5, 1) | 0.2 | | 4 | 2 | 0 | 0 | 1 | 0 | 0 | 0 | 0 | 1 | 0 | 6 | 7 | 0.00 | 3.000 |
| 63 Yoshinori Tateyama, R<br>ERA: | (6, 1) | 2.0 | | 7 | 0 | 0 | 0 | 2 | 1 | 0 | 0 | 0 | 0 | 0 | 10 | 14 | 0.00 | 0.500 |

| PITCHER | | IP | WLS | BF | H | R | ER | SO | BB | IBB | HBP | BLK | WP | HR | S | P | ERA | WHIP |
|---|---|---|---|---|---|---|---|---|---|---|---|---|---|---|---|---|---|---|
| 61 Jim Miller, R<br>ERA: 2.45 | (8, 1) | 1.0 | | 3 | 0 | 0 | 0 | 2 | 0 | 0 | 0 | 0 | 0 | 0 | 7 | 7 | 0.00 | 0.000 |

# BOTTOM

## New York Yankees @ Tampa Bay Rays

Charlotte Sports Park, Port Charlotte, FL

Wed Mar 05 2014, 1:08 PM - 4:19 PM EST

Att. 6,469 - Partly Cloudy - 78 F

livebaseballscorecards.com

| | |
|---|---|
| AB | 33 |
| R | 5 |
| H | 9 |
| RBI | 5 |
| BB | 2 |
| SO | 9 |
| LOB | 14 |

WP: 1 PA: 36
PB: 0
SB: 0
CS: 0

| Batter | 1 | 2 | 3 | 4 | 5 | 6 | 7 | 8 | 9 | AB R H RBI BB SO LOB |
|---|---|---|---|---|---|---|---|---|---|---|
| | | | | | | | | | | |
| | | | | | | | | | | |
| | | | | | | | | | | |
| | | | | | | | | | | |
| | | | | | | | | | | |
| | | | | | | | | | | |
| | | | | | | | | | | |
| | | | | | | | | | | |
| | | | | | | | | | | |
| Inning Stats | | | | | | | | | | 1B: 0 SF: 0<br>2B: 0 SAC: 0<br>3B: 0 DP: 0<br>HR: 0 HBP: 0 |

# Tampa Bay Rays @ Baltimore Orioles

Ed Smith Stadium, Sarasota, FL

Thu Mar 06 2014, 1:05 PM EST

TOP

livebaseballscorecards.com

| | |
|---|---|
| AB | 0 |
| R | 0 |
| H | 0 |
| RBI | 0 |
| BB | 0 |
| SO | 0 |
| LOB | 0 |

WP: 0 PA: 0
PB: 0
SB: 0
CS: 0

| PITCHER | IP | WLS | BF | H | R | ER | SO | BB | IBB | HBP | BLK | WP | HR | S | P | ERA | WHIP |
|---|---|---|---|---|---|---|---|---|---|---|---|---|---|---|---|---|---|
| | | | | | | | | | | | | | | | | | |

| PITCHER | IP | WLS | BF | H | R | ER | SO | BB | IBB | HBP | BLK | WP | HR | S | P | ERA | WHIP |
|---|---|---|---|---|---|---|---|---|---|---|---|---|---|---|---|---|---|
| | | | | | | | | | | | | | | | | | |

| Batter | 1 | 2 | 3 | 4 | 5 | 6 | 7 | 8 | 9 | AB | R | H | RBI | BB | SO | LOB |
|---|---|---|---|---|---|---|---|---|---|---|---|---|---|---|---|---|
| | | | | | | | | | | | | | | | | |
| | | | | | | | | | | | | | | | | |
| | | | | | | | | | | | | | | | | |
| | | | | | | | | | | | | | | | | |
| | | | | | | | | | | | | | | | | |
| | | | | | | | | | | | | | | | | |
| | | | | | | | | | | | | | | | | |
| | | | | | | | | | | | | | | | | |
| | | | | | | | | | | | | | | | | |
| Inning Stats | | | | | | | | | | | | | | | | |

# BOTTOM

## Tampa Bay Rays @ Baltimore Orioles

Ed Smith Stadium, Sarasota, FL

Thu Mar 06 2014, 1:05 PM EST

livebaseballscorecards.com

| | |
|---|---|
| **AB** | **0** |
| **R** | **0** |
| **H** | **0** |
| **RBI** | **0** |
| **BB** | **0** |
| **SO** | **0** |
| **LOB** | **0** |

| | | | |
|---|---|---|---|
| 1B: 0 | SF: 0 | WP: 0 | PA: 0 |
| 2B: 0 | SAC: 0 | PB: 0 | |
| 3B: 0 | DP: 0 | SB: 0 | |
| HR: 0 | HBP: 0 | CS: 0 | |

| PITCHER | IP | WLS | BF | H | R | ER | SO | BB | IBB | HBP | BLK | WP | HR | S | P | ERA | WHIP |
|---|---|---|---|---|---|---|---|---|---|---|---|---|---|---|---|---|---|
| | | | | | | | | | | | | | | | | | |

| PITCHER | IP | WLS | BF | H | R | ER | SO | BB | IBB | HBP | BLK | WP | HR | S | P | ERA | WHIP |
|---|---|---|---|---|---|---|---|---|---|---|---|---|---|---|---|---|---|
| | | | | | | | | | | | | | | | | | |

# Tampa Bay Rays @ Toronto Blue Jays

Florida Auto Exchange Stadium, Dunedin, FL

Fri Mar 07 2014, 1:09 PM - 3:56 PM EST

Att. 5,529 - Cloudy - 59 F

livebaseballscorecards.com

## TOP

| Batter | 1 | 2 | 3 | 4 | 5 | 6 | 7 | 8 | 9 | AB | R | H | RBI | BB | SO | LOB |
|---|---|---|---|---|---|---|---|---|---|---|---|---|---|---|---|---|
| 8 Desmond Jennings, R (1, 8)<br>OBP: 0.250, SLG: 0.500<br>61 Cole Figueroa, L (6, 4)<br>OBP: 0.250, SLG: 0.273 | S S S 0-3 ① K | | x 0-0 ① 1-2 2-H 3-H 1B | | x 0-0 ② G6-3 | | x 0-0 ③ G6-3 | | x 0-0 ① P3 | 3<br>2 | 0<br>0 | 1<br>0 | 1<br>0 | 0<br>0 | 1<br>0 | 0<br>2 |
| 20 Matt Joyce, L (1, 7)<br>OBP: 0.313, SLG: 0.563<br>71 Justin Christian, R (6, 7)<br>OBP: 0.308, SLG: 0.333 | x 0-0 ② 1B | | x 0-0 ② F7 | | x 0-0 9 1B 2B | | | x 0-0 ① G5-3 | x 0-0 ② 1-2 F8 | 3<br>2 | 1<br>0 | 2<br>0 | 0<br>0 | 0<br>0 | 0<br>0 | 2<br>1 |
| 9 Wil Myers, R (1, 10)<br>OBP: 0.167, SLG: 0.167<br>30 Vince Belnome, L (8, PH)<br>OBP: 0.188, SLG: 0.188 (8, 10) | S S S 0-3 ③ K | | x 0-0 ③ P2 | | x 0-0 ③ 2-H 1B | | | S S S 0-3 ② K | x 0-0 ③ F8 | 3<br>2 | 0<br>0 | 1<br>0 | 1<br>0 | 0<br>0 | 1<br>1 | 2<br>1 |
| 11 Logan Forsythe, R (1, 5)<br>OBP: 0.273, SLG: 0.273<br>67 Mikie Mahtook, R (6, 8)<br>OBP: 0.231, SLG: 0.167 | | x 0-0 ① G6-3 | | x 0-0 ① G6-3 | | x 0-0 24 G6-4-3 1B | | x 0-0 63 E 1B | | 3<br>1 | 0<br>0 | 1<br>1 | 0<br>0 | 0<br>0 | 0<br>0 | 0<br>0 |
| 24 Ryan Hanigan, R (1, 2)<br>OBP: 0.200, SLG: 0.222<br>63 Curt Casali, R (6, 2)<br>OBP: 0.600, SLG: 0.333 | | x 0-0 ② F9 | | x 0-0 ② F8 | | x 0-0 ① ② G6-4-3 1-2f | | x 0-0 FC5 1-2 | | 3<br>1 | 0<br>0 | 0<br>0 | 0<br>0 | 0<br>0 | 0<br>0 | 1<br>1 |
| 16 Jayson Nix, R (1, 4)<br>OBP: 0.417, SLG: 0.300<br>18 Richie Shaffer, R (6, 5) | | x 0-0 ③ P4 | B B B B 4-0 39 HR BB | | | x 0-0 ③ F8 | S S S 0-3 ③ K | | | 2<br>1 | 1<br>0 | 0<br>0 | 0<br>0 | 1<br>0 | 0<br>1 | 0<br>2 |
| 39 Kevin Kiermaier, L (1, 9)<br>OBP: 0.417, SLG: 0.636<br>73 Jeremy Moore, L (5, 9)<br>OBP: 0.385, SLG: 0.846 | | | x 0-0 1 BB 68 1B 8 1B 1B | x 0-0 1-H HR | | | S S S 0-3 ① K | | x 0-0 23 HR 2B | 2<br>2 | 2<br>1 | 2<br>1 | 2<br>1 | 0<br>0 | 0<br>1 | 0<br>0 |
| 68 Jerry Sands, R (1, 3)<br>OBP: 0.400, SLG: 0.692<br>23 Cameron Seitzer, L (5, 3)<br>OBP: 0.500, SLG: 2.000 | | | x 0-0 1 BB 8 1B 1-2 1B | x 0-0 ③ F8 | | | x 0-0 ② G3 | | B B x 2-0 2-H HR | 2<br>2 | 0<br>1 | 1<br>1 | 0<br>2 | 0<br>0 | 0<br>0 | 0<br>0 |
| 1 Sean Rodríguez, R (1, 6)<br>OBP: 0.417, SLG: 0.556<br>69 Ray Olmedo, S (7, PR) (7, 6)<br>OBP: 0.333, SLG: 0.333 | | | B B B B 4-0 8 1B 1-2 2-3 BB | | C C C 0-3 ① K | | B B B 4-0 BB | | x 0-0 71 F8 1B | 1<br>1 | 0<br>0 | 0<br>1 | 0<br>0 | 2<br>0 | 1<br>0 | 0<br>0 |
| Inning Stats | R: 0 E: 0 K: 2 S: 7 H: 1 LOB: 0 BB: 0 P: 7 | R: 0 E: 0 K: 0 S: 3 H: 0 LOB: 0 BB: 0 P: 3 | R: 1 E: 0 K: 0 S: 5 H: 3 LOB: 2 BB: 1 P: 9 | R: 2 E: 0 K: 0 S: 4 H: 1 LOB: 0 BB: 1 P: 8 | R: 1 E: 0 K: 1 S: 6 H: 2 LOB: 1 BB: 0 P: 6 | R: 0 E: 0 K: 0 S: 3 H: 1 LOB: 0 BB: 0 P: 3 | R: 0 E: 0 K: 1 S: 5 H: 0 LOB: 1 BB: 1 P: 9 | R: 0 E: 1 K: 2 S: 9 H: 1 LOB: 2 BB: 0 P: 9 | R: 2 E: 0 K: 0 S: 6 H: 3 LOB: 1 BB: 0 P: 8 | 1B: 8<br>2B: 2<br>3B: 0<br>HR: 2 | SF: 0<br>SAC: 0<br>DP: 1<br>HBP: 0 | | | | | WP: 0<br>PB: 0<br>SB: 0<br>CS: 0 | PA: 39 |

| | AB | 36 |
|---|---|---|
| | R | 6 |
| | H | 12 |
| | RBI | 6 |
| | BB | 3 |
| | SO | 6 |
| | LOB | 12 |

| PITCHER | | IP | WLS | BF | H | R | ER | SO | BB | IBB | HBP | BLK | WP | HR | S | P | ERA | WHIP |
|---|---|---|---|---|---|---|---|---|---|---|---|---|---|---|---|---|---|---|
| 56 Mark Buehrle, L<br>ERA: 3.6 | (1, 1) | 3.0 | L | 12 | 4 | 1 | 1 | 2 | 1 | 0 | 0 | 0 | 0 | 0 | 15 | 19 | 3.00 | 1.667 |
| 54 Marcus Stroman, R<br>ERA: 9.0 | (4, 1) | 3.0 | | 12 | 4 | 3 | 3 | 1 | 1 | 0 | 0 | 0 | 0 | 1 | 13 | 17 | 9.00 | 1.667 |
| 24 Ricky Romero, L<br>ERA: | (7, 1) | 2.0 | | 9 | 1 | 0 | 0 | 3 | 1 | 0 | 0 | 0 | 0 | 0 | 14 | 18 | 0.00 | 1.000 |
| 58 Todd Redmond, R<br>ERA: 9.0 | (9, 1) | 1.0 | | 6 | 3 | 2 | 2 | 0 | 0 | 0 | 0 | 0 | 0 | 1 | 6 | 8 | 18.00 | 3.000 |

| PITCHER | IP | WLS | BF | H | R | ER | SO | BB | IBB | HBP | BLK | WP | HR | S | P | ERA | WHIP |
|---|---|---|---|---|---|---|---|---|---|---|---|---|---|---|---|---|---|

# BOTTOM

# Tampa Bay Rays @ Toronto Blue Jays

Florida Auto Exchange Stadium, Dunedin, FL

Fri Mar 07 2014, 1:09 PM - 3:56 PM EST

Att. 5,529 - Cloudy - 59 F

livebaseballscorecards.com

| Batter | 1 | 2 | 3 | 4 | 5 | 6 | 7 | 8 | 9 | AB | R | H | RBI | BB | SO | LOB |
|---|---|---|---|---|---|---|---|---|---|---|---|---|---|---|---|---|
| 7 José Reyes, S (1, 6)<br>OBP: 0.222, SLG: 0.235<br>66 Munenori Kawasaki, L (7, 6)<br>OBP: 0.300, SLG: 0.222 | K | | G4-3 | | 19 1B BB 1-2 2-3 | | G3 | | G3-1 1-3 | 2 0 0 0 1 1 0<br>2 0 0 0 0 0 1 | | | | | | |
| 53 Melky Cabrera, S (1, 7)<br>OBP: 0.444, SLG: 0.588<br>1 Jonathan Diaz, R (7, 7)<br>71 Kenny Wilson, R (9, PH)<br>OBP: 0.455, SLG: 0.333 | 19 1B 1B | | G4-3 | | K | | G6-3 | | K | 3 0 1 0 0 1 3<br>1 0 0 0 0 0 0<br>1 0 0 0 0 1 1 | | | | | | |
| 19 José Bautista, R (1, 9)<br>OBP: 0.556, SLG: 1.000<br>14 Moisés Sierra, R (6, 9)<br>OBP: 0.313, SLG: 0.500 | 1-2 1B | | | 13 WP BB | 1-2 2-3 3-H 1B | | | P3 | | 2 0 2 1 1 0 0<br>1 0 0 0 0 0 0 | | | | | | |
| 10 Edwin Encarnación, R (1, 10)<br>OBP: 0.333, SLG: 0.588<br>6 A.J. Jimenez, R (8, PH)<br>OBP: 0.333, SLG: 0.143<br>(9, 10) | F7 | | | L7 | P5 | | | G6-3 | | 3 0 0 0 0 0 0 6<br>1 0 0 0 0 0 0 0 | | | | | | |
| 26 Adam Lind, L (1, 3)<br>OBP: 0.250, SLG: 0.500<br>11 Kevin Pillar, R (6, PH)<br>OBP: 0.063, SLG: 0.063<br>16 Dan Johnson, L (7, 3)<br>OBP: 0.273, SLG: 0.818 | G4-3 | | | K | | K | | F7 | | 2 0 0 0 0 1 3<br>1 0 0 0 0 1 0<br>1 0 0 0 0 0 0 | | | | | | |
| 13 Brett Lawrie, R (1, 5)<br>OBP: 0.375, SLG: 0.467<br>3 Maicer Izturis, S (7, 5)<br>OBP: 0.250, SLG: 0.182 | | G3 | | K 1-2 | | 30 1B BB | | | 22 1B 22 WP 18 E 1B | 2 0 0 0 1 1 1<br>1 1 1 0 0 0 0 | | | | | | |
| 30 Dioner Navarro, S (1, 2)<br>OBP: 0.412, SLG: 0.400<br>22 Josh Thole, L (7, 2)<br>OBP: 0.333, SLG: 0.333 | | G4-3 | | | 7 8 BB G3 19 1B 1B | 18 G6-4-3 1-3 1B | | | 18 E 18 PB 39 FC6-4 1-3 1B | 3 1 2 0 0 0 0<br>1 1 1 0 0 0 0 | | | | | | |
| 8 Anthony Gose, L (1, 8)<br>OBP: 0.294, SLG: 0.200<br>18 Steve Tolleson, R (6, 8)<br>OBP: 0.250, SLG: 0.200 | | G6-3 | | | G3 1-2 | G6-4-3 1-2f | | | E5 39 FC6-4 1-3 3-H | 2 0 0 0 0 0 1<br>2 0 0 1 0 0 3 | | | | | | |
| 17 Ryan Goins, L (1, 4)<br>OBP: 0.333, SLG: 0.231<br>39 Chris Getz, L (7, 4)<br>OBP: 0.333, SLG: 0.533 | | | G1-3 | | 19 1B 7 BB BB | | G3 | | FC6-4 66 G3-1 66 S 1-2f 3-H | 1 0 0 0 1 0 0<br>2 0 0 1 0 0 1 | | | | | | |
| Inning Stats | R: 0 H: 2<br>E: 0 LOB: 2<br>K: 1 BB: 0<br>S: 7 P: 7 | R: 0 H: 0<br>E: 0 LOB: 0<br>K: 0 BB: 0<br>S: 3 P: 3 | R: 0 H: 0<br>E: 0 LOB: 0<br>K: 0 BB: 0<br>S: 3 P: 3 | R: 0 H: 0<br>E: 0 LOB: 1<br>S: 7 P: 12 | R: 1 H: 2<br>E: 0 LOB: 3<br>K: 1 BB: 2<br>S: 7 P: 15 | R: 0 H: 1<br>E: 0 LOB: 1<br>K: 1 BB: 1<br>S: 5 P: 9 | R: 0 H: 0<br>E: 0 LOB: 0<br>K: 0 BB: 0<br>S: 3 P: 3 | R: 0 H: 0<br>E: 0 LOB: 0<br>K: 0 BB: 0<br>S: 3 P: 3 | R: 2 H: 2<br>E: 1 LOB: 1<br>K: 1 BB: 0<br>S: 9 P: 11 | 1B: 7 SF: 0<br>2B: 0 SAC: 0<br>3B: 0 DP: 1<br>HR: 0 HBP: 0 | | | | | | |

| AB | 34 |
|---|---|
| R | 3 |
| H | 7 |
| RBI | 3 |
| BB | 4 |
| SO | 6 |
| LOB | 20 |

WP: 2 PA: 38
PB: 1
SB: 1
CS: 0

| PITCHER | | IP | WLS | BF | H | R | ER | SO | BB | IBB | HBP | BLK | WP | HR | S | P | ERA | WHIP |
|---|---|---|---|---|---|---|---|---|---|---|---|---|---|---|---|---|---|---|
| 53 Alex Cobb, R<br>ERA: | (1, 1) | 3.0 | W | 12 | 2 | 0 | 0 | 1 | 1 | 0 | 0 | 0 | 0 | 0 | 13 | 17 | 0.00 | 1.000 |
| 47 Brandon Gomes, R<br>ERA: | (4, 1) | 1.0 | H | 3 | 0 | 0 | 0 | 2 | 0 | 0 | 0 | 0 | 1 | 0 | 7 | 8 | 0.00 | 0.000 |
| 26 Brad Boxberger, R<br>ERA: 3.0 | (5, 1) | 1.0 | | 7 | 2 | 1 | 1 | 1 | 2 | 0 | 0 | 0 | 0 | 0 | 7 | 15 | 9.00 | 4.000 |
| 34 C.J. Riefenhauser, L<br>ERA: | (6, 1) | 0.1 | H | 1 | 0 | 0 | 0 | 1 | 0 | 0 | 0 | 0 | 0 | 0 | 3 | 3 | 0.00 | 0.000 |
| 51 Nate Karns, R<br>ERA: | (6, 1) | 2.0 | H | 7 | 1 | 0 | 0 | 0 | 1 | 0 | 0 | 0 | 0 | 0 | 6 | 10 | 0.00 | 1.000 |

| PITCHER | | IP | WLS | BF | H | R | ER | SO | BB | IBB | HBP | BLK | WP | HR | S | P | ERA | WHIP |
|---|---|---|---|---|---|---|---|---|---|---|---|---|---|---|---|---|---|---|
| 82 Matt Andriese, R<br>ERA: 3.86 | (8, 1) | 1.1 | H | 7 | 2 | 2 | 1 | 0 | 0 | 0 | 0 | 0 | 1 | 0 | 8 | 10 | 6.75 | 1.500 |
| 79 Steve Geltz, R<br>ERA: | (9, 1) | 0.1 | S | 1 | 0 | 0 | 0 | 1 | 0 | 0 | 0 | 0 | 0 | 0 | 3 | 3 | 0.00 | 0.000 |

# Pittsburgh Pirates @ Tampa Bay Rays

Charlotte Sports Park, Port Charlotte, FL

Sat Mar 08 2014, 1:08 PM - 4:33 PM EST

Att. 5,729 - Sunny - 63 F

TOP

livebaseballscorecards.com

| Batter | 1 | 2 | 3 | 4 | 5 | 6 | 7 | 8 | 9 | AB | R | H | RBI | BB | SO | LOB |
|---|---|---|---|---|---|---|---|---|---|---|---|---|---|---|---|---|
| 6 Starling Marte, R (1, 8)<br>OBP: 0.273, SLG: 0.250 | HBP | | | 55 HR 2B | G1-3 | | K | G4-3 | | 3 | 2 | 2 | 1 | 0 | 0 | 0 |
| 79 Brent Morel, R (6, 5)<br>OBP: 0.143, SLG: 0.143 | 1B | | | | | | | | | 2 | 0 | 0 | 0 | 0 | 1 | 3 |
| 10 Jordy Mercer, R (1, 6)<br>OBP: 0.474, SLG: 0.357 | BB | | | 55 HR BB | 73 1B HBP | | P3 | | G6-3 | 1 | 2 | 0 | 0 | 2 | 0 | 2 |
| 59 Robert Andino, R (6, 6)<br>OBP: 0.125, SLG: 0.067 | G6-3 | | | | | | | | | 2 | 0 | 0 | 0 | 0 | 0 | 0 |
| 55 Russell Martin, R (1, 10)<br>OBP: 0.533, SLG: 1.231 | 17 WP 24 E 17 2B 1B | K | | 1-1 1-H 2-H HR | 1-3 1B | | 1B | | F8 | 3 | 2 | 2 | 4 | 0 | 1 | 0 |
| 73 Carlos Paulino, R (5, PH)<br>(5, 10) | 1-2 2-H | | | | | | | | | 3 | 0 | 2 | 0 | 0 | 0 | 0 |
| 24 Pedro Alvarez, L (1, 5)<br>OBP: 0.391, SLG: 0.550 | E9 17 WP 17 2B | G4-3 | | 17 1B BB | K | | F9 | | 1B | 3 | 1 | 0 | 0 | 1 | 1 | 3 |
| 75 Adalberto Santos, R (6, 7)<br>OBP: 0.667, SLG: 0.500 | 1-2 2-H | | | | | | | | | 2 | 0 | 1 | 0 | 0 | 0 | 1 |
| 17 Gaby Sanchez, R (1, 3)<br>OBP: 0.700, SLG: 1.000 | 18 1B 31 1B 2B | BB | | 1-2 1B | G4-3 | | | 25 BB 5 1B BB | F7 | 2 | 1 | 2 | 2 | 1 | 0 | 0 |
| 57 Andrew Lambo, L (6, PH)<br>OBP: 0.200, SLG: 0.111 | 1-H 2-H | | | | | | | | | 2 | 0 | 0 | 0 | 1 | 0 | 1 |
| 18 Neil Walker, S (1, 4)<br>OBP: 0.267, SLG: 0.267 | 6 31 1B 1B | K | | K | 14 G1-3 25 2B 1B | | | 25 BB 1B | | 3 | 1 | 1 | 0 | 0 | 2 | 3 |
| 5 Josh Harrison, R (6, PH)<br>OBP: 0.500, SLG: 0.923 | 2-3 | | | | | | | 1-2 | | 2 | 1 | 2 | 0 | 0 | 0 | 0 |
| 31 Jose Tabata, R (1, 7)<br>OBP: 0.188, SLG: 0.188 | 6 1B 1B | | F9 | F8 | G1-3 | | | F7 | | 3 | 0 | 1 | 1 | 0 | 0 | 2 |
| 14 Jaff Decker, L (6, PH)<br>OBP: 0.211, SLG: 0.278 | 1-2 3-H | | | | 1-2 | | | | | 2 | 0 | 0 | 0 | 0 | 0 | 3 |
| 62 Gregory Polanco, L (1, 9)<br>OBP: 0.278, SLG: 0.556 | K | | F7 | K | 2-H 2B | | | 1-2 2-3 BB | | 3 | 0 | 0 | 0 | 0 | 2 | 4 |
| 25 Chris Dickerson, L (6, PH)<br>OBP: 0.588, SLG: 0.615 | | | | | | | | | | 1 | 0 | 1 | 1 | 1 | 0 | 0 |
| 19 Chris Stewart, R (1, 2) | F9 | | G5-3 | | G5-3 | | K | K | | 3 | 0 | 0 | 0 | 0 | 0 | 2 |
| 66 Nevin Ashley, R (6, PH)<br>(6, 2) | | | | | | | | | | 2 | 0 | 0 | 0 | 0 | 2 | 4 |
| Inning Stats | R: 6 E: 1 K: 1 S: 11<br>H: 5 LOB: 2 BB: 1 P: 18 | R: 0 E: 0 K: 2 S: 7<br>H: 0 LOB: 1 BB: 1 P: 11 | R: 0 E: 0 K: 0 S: 3<br>H: 0 LOB: 0 BB: 0 P: 3 | R: 3 E: 0 K: 2 S: 11<br>H: 3 LOB: 2 BB: 2 P: 20 | R: 0 E: 0 K: 1 S: 6<br>H: 1 LOB: 2 BB: 0 P: 7 | R: 1 E: 0 K: 1 S: 7<br>H: 2 LOB: 1 BB: 0 P: 7 | R: 0 E: 0 K: 1 S: 6<br>H: 1 LOB: 1 BB: 0 P: 6 | R: 0 E: 0 K: 1 S: 6<br>H: 1 LOB: 3 BB: 2 P: 14 | R: 0 E: 0 K: 0 S: 4<br>H: 1 LOB: 1 BB: 0 P: 4 | 1B: 10 2B: 3 3B: 0 HR: 1<br>SF: 0 SAC: 0 DP: 0 HBP: 2 | | | | | | |

| | AB | 42 |
|---|---|---|
| | R | 10 |
| | H | 14 |
| | RBI | 9 |
| | BB | 6 |
| | SO | 9 |
| | LOB | 28 |

WP: 1 PB: 0 SB: 0 CS: 0 PA: 50

| PITCHER | | IP | WLS | BF | H | R | ER | SO | BB | IBB | HBP | BLK | WP | HR | S | P | ERA | WHIP |
|---|---|---|---|---|---|---|---|---|---|---|---|---|---|---|---|---|---|---|
| 55 Matt Moore, L<br>ERA: 15.43 | (1, 1) | 0.2 | L | 10 | 5 | 6 | 4 | 1 | 1 | 0 | 1 | 0 | 1 | 0 | 10 | 17 | 54.00 | 9.000 |
| 81 Sam Runion, R<br>ERA: 4.5 | (1, 1) | 1.0 | | 3 | 0 | 0 | 0 | 1 | 0 | 0 | 0 | 0 | 0 | 0 | 5 | 5 | 0.00 | 0.000 |
| 35 Mark Lowe, R<br>ERA: 2.7 | (2, 1) | 1.1 | | 5 | 0 | 0 | 0 | 1 | 1 | 0 | 0 | 0 | 0 | 0 | 6 | 10 | 0.00 | 0.750 |
| 50 Grant Balfour, R<br>ERA: 19.29 | (4, 1) | 0.1 | | 6 | 3 | 3 | 3 | 1 | 2 | 0 | 0 | 0 | 0 | 1 | 7 | 16 | 81.00 | 15.000 |
| 83 Juan Sandoval, R<br>ERA: | (4, 1) | 1.2 | | 7 | 1 | 0 | 0 | 2 | 0 | 0 | 1 | 0 | 0 | 0 | 10 | 11 | 0.00 | 0.600 |

| PITCHER | | IP | WLS | BF | H | R | ER | SO | BB | IBB | HBP | BLK | WP | HR | S | P | ERA | WHIP |
|---|---|---|---|---|---|---|---|---|---|---|---|---|---|---|---|---|---|---|
| 62 Joel Peralta, R<br>ERA: 3.38 | (6, 1) | 0.2 | | 4 | 2 | 1 | 1 | 0 | 0 | 0 | 0 | 0 | 0 | 0 | 4 | 4 | 13.50 | 3.000 |
| 49 Kirby Yates, R<br>ERA: | (6, 1) | 1.1 | | 5 | 1 | 0 | 0 | 2 | 0 | 0 | 0 | 0 | 0 | 0 | 9 | 9 | 0.00 | 0.750 |
| 57 Jake McGee, L<br>ERA: | (8, 1) | 1.0 | | 6 | 1 | 0 | 0 | 1 | 2 | 0 | 0 | 0 | 0 | 0 | 6 | 14 | 0.00 | 3.000 |
| 78 Santiago Garrido, R<br>ERA: 4.5 | (9, 1) | 1.0 | | 4 | 1 | 0 | 0 | 0 | 0 | 0 | 0 | 0 | 0 | 0 | 4 | 4 | 0.00 | 1.000 |

# BOTTOM

## Pittsburgh Pirates @ Tampa Bay Rays

Charlotte Sports Park, Port Charlotte, FL

Sat Mar 08 2014, 1:08 PM - 4:33 PM EST

Att. 5,729 - Sunny - 63 F

livebaseballscorecards.com

| Batter | 1 | 2 | 3 | 4 | 5 | 6 | 7 | 8 | 9 | AB | R | H | RBI | BB | SO | LOB |
|---|---|---|---|---|---|---|---|---|---|---|---|---|---|---|---|---|
| 11 Logan Forsythe, R (1, 4)<br>OBP: 0.286, SLG: 0.429 | 21 SF7 3B | G4-3 | | | FC5-4 21 BB 1-2f | | G4-3 | | K | 3 | 1 | 1 | 0 | 0 | 0 | 2 |
| 61 Cole Figueroa, L (5, PR) (6, 4)<br>OBP: 0.214, SLG: 0.231 | | | | | | | | | | 2 | 0 | 0 | 0 | 0 | 1 | 2 |
| 21 James Loney, L (1, 3)<br>OBP: 0.300, SLG: 0.571 | SF7 3-H | G3 | | | 1 SAFE B B B B 4-0 1-2 BB | | | 68 HR 2B | FC4-6 68 1B 1-2f 2-3 | 1 | 0 | 0 | 1 | 1 | 0 | 0 |
| 30 Vince Belnome, L (5, PR) (6, 3)<br>OBP: 0.222, SLG: 0.278 | | | | | | | | | | 2 | 1 | 1 | 0 | 0 | 0 | 2 |
| 3 Evan Longoria, R (1, 5)<br>OBP: 0.364, SLG: 0.636 | 11 BB 1B | K | | | L4 | | | 2-H HR | 1-3 3-H 1B | 3 | 0 | 1 | 0 | 0 | 1 | 1 |
| 68 Jerry Sands, R (7, 7)<br>OBP: 0.471, SLG: 0.933 | | | | | | | | | | 2 | 1 | 2 | 3 | 0 | 0 | 0 |
| 11 Yunel Escobar, R (1, 6)<br>OBP: 0.700, SLG: 0.875 | B B B B 1-2 BB | 1B | | | | F8 | | K | G4-3 | 2 | 0 | 1 | 0 | 1 | 0 | 0 |
| 39 Kevin Kiermaier, L (7, 8)<br>OBP: 0.357, SLG: 0.538 | | | | | | | | | | 2 | 0 | 0 | 0 | 0 | 1 | 2 |
| 28 José Molina, R (1, 2)<br>OBP: 0.444, SLG: 0.429 | K | G6-3 | | | | G6-3 | | K | | 3 | 0 | 0 | 0 | 0 | 1 | 3 |
| 73 Jeremy Moore, L (7, 9)<br>OBP: 0.357, SLG: 0.786 | | | | | | | | | | 1 | 0 | 0 | 0 | 0 | 1 | 0 |
| 5 Brandon Guyer, R (1, 9)<br>OBP: 0.308, SLG: 0.333 | P4 | | | F9 | | 2B | | F8 | | 3 | 0 | 1 | 0 | 0 | 0 | 2 |
| 64 Ali Solis, R (7, 2)<br>OBP: 0.200, SLG: 0.400 | | | | | | | | | | 1 | 0 | 0 | 0 | 0 | 0 | 0 |
| 67 Mikie Mahtook, R (1, 8)<br>OBP: 0.188, SLG: 0.133 | | K | | F9 | | F8 | | | 36 1B 63 1B 1B | 3 | 0 | 0 | 0 | 0 | 1 | 1 |
| 69 Ray Olmedo, S (7, 5)<br>OBP: 0.429, SLG: 0.429 | | | | | | | | | | 1 | 1 | 1 | 0 | 0 | 0 | 0 |
| 71 Justin Christian, R (1, 7)<br>OBP: 0.267, SLG: 0.286 | | G6-3 | | G1-3 | | | B B B B 4-0 63 G6-4-3 BB | | 30 FC4-6 63 1B 68 1B 1-3 1B | 2 | 0 | 0 | 0 | 0 | 0 | 0 |
| 36 Hak-Ju Lee, L (7, 6)<br>OBP: 0.571, SLG: 0.667 | | | | | | | | | | 1 | 1 | 1 | 0 | 1 | 0 | 0 |
| 63 Curt Casali, R (1, 10)<br>OBP: 0.667, SLG: 0.571 | | 1B | | | 11 FC5-4 1B | | G6-4-3 1-2f | | 30 FC4-6 1-2 3-H 1B | 4 | 0 | 3 | 1 | 0 | 0 | 1 |

| Inning Stats | | | | | | | | | | |
|---|---|---|---|---|---|---|---|---|---|---|
| | R: 1 E: 0 K: 1 S: 7 | H: 2 LOB: 2 BB: 1 P: 11 | R: 0 E: 0 K: 1 S: 6 | H: 1 LOB: 1 BB: 0 P: 6 | R: 0 E: 0 K: 1 S: 6 | H: 1 LOB: 1 BB: 0 P: 6 | R: 0 E: 0 K: 0 S: 3 | H: 0 LOB: 0 BB: 0 P: 3 | R: 0 E: 0 K: 0 S: 3 | H: 1 LOB: 1 BB: 1 P: 7 |
| | R: 0 E: 0 K: 0 S: 4 | H: 1 LOB: 1 BB: 0 P: 4 | R: 0 E: 0 K: 0 S: 2 | H: 0 LOB: 0 BB: 1 P: 6 | R: 2 E: 0 K: 2 S: 9 | H: 2 LOB: 0 BB: 0 P: 9 | R: 2 E: 0 K: 1 S: 9 | H: 4 LOB: 2 BB: 0 P: 9 | 1B: 8 2B: 2 3B: 1 HR: 1 | SF: 1 SAC: 0 DP: 1 HBP: 0 |
| | WP: 0 PB: 0 SB: 0 CS: 0 | PA: 40 | | | | | | | | |

| PITCHER | | IP | WLS | BF | H | R | ER | SO | BB | IBB | HBP | BLK | WP | HR | S | P | ERA | WHIP |
|---|---|---|---|---|---|---|---|---|---|---|---|---|---|---|---|---|---|---|
| 47 Francisco Liriano, L<br>ERA: 4.5 | (1, 1) | 3.0 | W | 14 | 4 | 1 | 1 | 3 | 1 | 0 | 0 | 0 | 0 | 0 | 19 | 23 | 3.00 | 1.667 |
| 71 Adam Wilk, L<br>ERA: | (4, 1) | 3.0 | H | 11 | 2 | 0 | 0 | 0 | 1 | 0 | 0 | 0 | 0 | 0 | 10 | 14 | 0.00 | 1.000 |
| 53 Duke Welker, R<br>ERA: 7.36 | (7, 1) | 1.0 | | 3 | 0 | 0 | 0 | 0 | 1 | 0 | 0 | 0 | 0 | 0 | 2 | 6 | 0.00 | 1.000 |
| 27 Josh Kinney, R<br>ERA: 4.5 | (8, 1) | 1.0 | | 5 | 2 | 2 | 2 | 2 | 0 | 0 | 0 | 0 | 0 | 1 | 9 | 9 | 18.00 | 2.000 |
| 61 Cody Eppley, R<br>ERA: 4.5 | (9, 1) | 1.0 | | 7 | 4 | 2 | 2 | 1 | 0 | 0 | 0 | 0 | 0 | 0 | 9 | 9 | 18.00 | 4.000 |

| PITCHER | IP | WLS | BF | H | R | ER | SO | BB | IBB | HBP | BLK | WP | HR | S | P | ERA | WHIP |
|---|---|---|---|---|---|---|---|---|---|---|---|---|---|---|---|---|---|

| Batter | 1 | 2 | 3 | 4 | 5 | 6 | 7 | 8 | 9 | 10 | AB | R | H | RBI | BB | SO | LOB |
|---|---|---|---|---|---|---|---|---|---|---|---|---|---|---|---|---|---|
| 8 Desmond Jennings, R (1, 8)<br>OBP: 0.267, SLG: 0.533 | F9 ① | | G6-3 ③ | | | 9 S 2B | | E6 68 WP 67 1B | | G4-3 ③ | 3 | 0 | 1 | 0 | 0 | 0 | 0 |
| 73 Jeremy Moore, L (7, 7)<br>OBP: 0.313, SLG: 0.688 | | | | | | | | | | | 2 | 1 | 0 | 0 | 0 | 0 | 0 |
| 20 Matt Joyce, L (1, 7)<br>OBP: 0.316, SLG: 0.579 | 2B | | | G3 ① | | K ② | | F9 2-3 | | | 3 | 0 | 1 | 0 | 0 | 1 | 1 |
| 68 Jerry Sands, R (7, 3)<br>OBP: 0.444, SLG: 0.875 | | | | | | | | | | | 1 | 0 | 0 | 0 | 0 | 0 | 1 |
| 9 Wil Myers, R (1, 9)<br>OBP: 0.200, SLG: 0.200 | G6-3 ② | | | 21 G3-6-1 1B | | G4-3 ③ 2-3 | | 1B 3-H | | | 3 | 0 | 1 | 0 | 0 | 0 | 2 |
| 67 Mikie Mahtook, R (7, 9)<br>OBP: 0.235, SLG: 0.188 | | | | | | | | | | | 1 | 0 | 1 | 1 | 0 | 0 | 0 |
| 21 James Loney, L (1, 3)<br>OBP: 0.308, SLG: 0.600 | K ③ | | | G3-6-1 ② ③ 1-2f | | | 1 SH 2B | K ③ | | | 3 | 0 | 1 | 0 | 0 | 1 | 2 |
| 39 Kevin Kiermaier, L (7, PR)<br>OBP: 0.333, SLG: 0.500 (7, 8) | | | | | | | | | | | 1 | 1 | 0 | 0 | 0 | 1 | 1 |
| 1 Sean Rodríguez, R (1, 5)<br>OBP: 0.429, SLG: 0.545 | | G6-3 ① | | | 24 F9 61 G3 1B | | SH 24 PB 61 S 24 1B 2-H | | K ① | | 2 | 1 | 1 | 0 | 0 | 0 | 0 |
| 10 Taylor Motter, R (7, 5)<br>OBP: 0.333, SLG: 0.333 | | | | | | | | | | | 1 | 0 | 0 | 0 | 0 | 1 | 0 |
| 61 Cole Figueroa, L (1, 4)<br>OBP: 0.176, SLG: 0.188 | | G6-3 ② | | | G3 ① 1-2 | | F8 ① 1-2 | | K ② | | 3 | 0 | 0 | 0 | 0 | 0 | 3 |
| 72 Eddy Rodriguez, R (7, 2) | | | | | | | | | | | 1 | 0 | 0 | 0 | 0 | 1 | 0 |
| 24 Ryan Hanigan, R (1, 2)<br>OBP: 0.231, SLG: 0.250 | F7 ③ | | | | F9 ② 2-3 | | 30 L6-3 1B 2-H | | F7 ③ | | 3 | 0 | 1 | 1 | 0 | 0 | 1 |
| 69 Ray Olmedo, S (7, PR)<br>OBP: 0.375, SLG: 0.375 (7, 4) | | | | | | | | | | | 1 | 0 | 0 | 0 | 0 | 0 | 0 |
| 28 José Molina, R (1, 10)<br>OBP: 0.364, SLG: 0.333 | | | G6-3 ① | | P1 ③ | | L6-3 ② ③ 1-1 | | | K ① | 2 | 0 | 0 | 0 | 0 | 0 | 1 |
| 30 Vince Belnome, L (7, PH)<br>OBP: 0.200, SLG: 0.250 (7, 10) | | | | | | | | | | | 2 | 0 | 0 | 0 | 0 | 1 | 2 |
| 16 Jayson Nix, R (1, 6)<br>OBP: 0.333, SLG: 0.231 | | | F9 ② | | | F9 ① | | G5-3 ① | | G3 ② | 3 | 0 | 0 | 0 | 0 | 0 | 0 |
| 36 Hak-Ju Lee, L (8, 6)<br>OBP: 0.500, SLG: 0.571 | | | | | | | | | | | 1 | 0 | 0 | 0 | 0 | 0 | 0 |
| Inning Stats | R: 0 E: 0 K: 1 S: 6 / H: 1 LOB: 1 BB: 0 P: 6 | R: 0 E: 0 K: 0 S: 3 / H: 0 LOB: 0 BB: 0 P: 3 | R: 0 E: 0 K: 0 S: 3 / H: 0 LOB: 0 BB: 0 P: 3 | R: 0 E: 0 K: 0 S: 3 / H: 1 LOB: 0 BB: 0 P: 3 | R: 0 E: 0 K: 0 S: 4 / H: 1 LOB: 1 BB: 0 P: 4 | R: 0 E: 0 K: 1 S: 7 / H: 1 LOB: 1 BB: 0 P: 7 | R: 2 E: 1 K: 0 S: 5 / H: 2 LOB: 2 BB: 0 P: 7 | R: 1 E: 1 K: 1 S: 7 / H: 1 LOB: 1 BB: 0 P: 8 | R: 0 E: 0 K: 2 S: 7 / H: 0 LOB: 0 BB: 0 P: 7 | R: 0 E: 0 K: 1 S: 5 / H: 0 LOB: 0 BB: 0 P: 5 | 1B: 4 2B: 4 3B: 0 HR: 0 | SF: 0 SAC: 1 DP: 2 HBP: 0 | | | | | |

| PITCHER | IP | WLS | BF | H | R | ER | SO | BB | IBB | HBP | BLK | WP | HR | S | P | ERA | WHIP |
|---|---|---|---|---|---|---|---|---|---|---|---|---|---|---|---|---|---|
| 41 David Phelps, R (1, 1)<br>ERA: 1.86 | 5.0 | | 17 | 3 | 0 | 0 | 1 | 0 | 0 | 0 | 0 | 0 | 0 | 19 | 19 | 0.00 | 0.600 |
| 68 Dellin Betances, R (6, 1)<br>ERA: | 1.0 | | 4 | 1 | 0 | 0 | 1 | 0 | 0 | 0 | 0 | 0 | 0 | 7 | 7 | 0.00 | 1.000 |
| 74 Bruce Billings, R (7, 1)<br>ERA: 4.76 | 1.0 | | 5 | 2 | 2 | 1 | 0 | 0 | 0 | 0 | 0 | 0 | 0 | 5 | 7 | 9.00 | 2.000 |
| 88 Danny Burawa, R (8, 1)<br>ERA: 2.25 | 1.0 | | 5 | 1 | 1 | 0 | 1 | 0 | 0 | 0 | 0 | 1 | 0 | 7 | 8 | 0.00 | 1.000 |
| 40 Matt Daley, R (9, 1)<br>ERA: | 1.0 | | 3 | 0 | 0 | 0 | 2 | 0 | 0 | 0 | 0 | 0 | 0 | 7 | 7 | 0.00 | 0.000 |

| PITCHER | IP | WLS | BF | H | R | ER | SO | BB | IBB | HBP | BLK | WP | HR | S | P | ERA | WHIP |
|---|---|---|---|---|---|---|---|---|---|---|---|---|---|---|---|---|---|
| 84 Mark Montgomery, R (10, 1)<br>ERA: | 1.0 | | 3 | 0 | 0 | 0 | 1 | 0 | 0 | 0 | 0 | 0 | 0 | 5 | 5 | 0.00 | 0.000 |

# TOP

## Tampa Bay Rays @ New York Yankees

George M. Steinbrenner Field, Tampa, FL

Sun Mar 09 2014, 1:07 PM - 4:18 PM EDT

Att. 11,017 - Sunny - 72 F

livebaseballscorecards.com

| | |
|---|---|
| AB | 36 |
| R | 3 |
| H | 7 |
| RBI | 2 |
| BB | 0 |
| SO | 6 |
| LOB | 14 |

WP: 1 PB: 1 SB: 2 CS: 0

PA: 37

# Tampa Bay Rays @ New York Yankees

George M. Steinbrenner Field, Tampa, FL

Sun Mar 09 2014, 1:07 PM - 4:18 PM EDT

Att. 11,017 - Sunny - 72 F

livebaseballscorecards.com

## BOTTOM

| Batter | 1 | 2 | 3 | 4 | 5 | 6 | 7 | 8 | 9 | 10 | AB | R | H | RBI | BB | SO | LOB |
|---|---|---|---|---|---|---|---|---|---|---|---|---|---|---|---|---|---|
| 22 Jacoby Ellsbury, L (1, 8)<br>OBP: 0.368, SLG: 0.214 | C C C 0-3 ① K | | x 0-0 2B | | | S S S 0-3 ① K | | x 0-0 ① G1-3 1-2 | B B B B 4-0 95 FC4-6 1-2 3-H BB | | 3 | 0 | 1 | 0 | 0 | 2 | 0 |
| 97 Mason Williams, L (7, 8)<br>OBP: 0.267, SLG: 0.385 | | | | | | | | | | | 1 | 0 | 0 | 0 | 0 | 0 | 1 |
| 24 Scott Sizemore, R (9, PH)<br>OBP: 0.625, SLG: 0.600 | | | | | | | | | | | 0 | 0 | 0 | 0 | 1 | 0 | 0 |
| 84 Mark Montgomery, R (10, 1) | | | | | | | | | | | 0 | 0 | 0 | 0 | 0 | 0 | 0 |
| 2 Derek Jeter, R (1, 6)<br>OBP: 0.316, SLG: 0.294 | C C C 0-3 ② K | | x 0-0 ③ G1-4-3 | | | x 0-0 ② L3 | | x 0-0 45 S 2-3 1B | x 0-0 ③ FC4-6 1-2f | | 3 | 0 | 0 | 0 | 0 | 1 | 1 |
| 95 Adonis García, R (7, 9)<br>OBP: 0.438, SLG: 0.500 | | | | | | | | | | | 2 | 0 | 1 | 0 | 0 | 0 | 2 |
| 36 Carlos Beltrán, S (1, 9)<br>OBP: 0.176, SLG: 0.500 | x 0-0 ③ G6-3 | | | x 0-0 ① F7 | | x 0-0 ③ G5-3 | | B B B B 4-0 1-2 3-H BB | | x 0-0 ① L9 | 3 | 0 | 0 | 0 | 0 | 0 | 0 |
| 45 Dean Anna, L (7, 6)<br>OBP: 0.500, SLG: 0.357 | | | | | | | | | | | 1 | 0 | 0 | 0 | 1 | 0 | 0 |
| 34 Brian McCann, L (1, 2)<br>OBP: 0.421, SLG: 0.588 | | x 0-0 ① P5 | | x 0-0 12 G6-4-3 1B | | | x 0-0 ① G5-3 | x 0-0 ② F7 | | S S C 0-3 ② K | 2 | 0 | 1 | 0 | 0 | 0 | 0 |
| 66 John Ryan Murphy, R (6, 2)<br>OBP: 0.176, SLG: 0.313 | | | | | | | | | | | 3 | 0 | 0 | 0 | 0 | 1 | 2 |
| 12 Alfonso Soriano, R (1, 7)<br>OBP: 0.222, SLG: 0.222 | | x 0-0 1B | | x 0-0 ② ③ G6-4-3 1-2f | | | x 0-0 14 WP 33 HBP 14 SF9 1B | x 0-0 ③ P6 | | x 0-0 ③ P6 | 3 | 0 | 2 | 0 | 0 | 0 | 1 |
| 81 Ramón Flores, L (7, PR)<br>OBP: 0.167, SLG: 0.353 | | | | | | | | | | | 2 | 1 | 0 | 0 | 0 | 0 | 2 |
| (8, 7) | | | | | | | | | | | | | | | | | |
| 33 Kelly Johnson, L (1, 3)<br>OBP: 0.450, SLG: 0.625 | | x 0-0 ② F7 | x 0-0 ① G4-3 | | | | H 1-0 14 SF9 14 WP 1-2 HBP | | S S C 0-3 ① K | | 2 | 0 | 0 | 0 | 0 | 0 | 1 |
| 70 Russ Canzler, R (7, PR)<br>OBP: 0.267, SLG: 0.214 | | | | | | | | | | | 1 | 0 | 0 | 0 | 0 | 1 | 0 |
| (8, 3) | | | | | | | | | | | | | | | | | |
| 14 Brian Roberts, S (1, 4)<br>OBP: 0.278, SLG: 0.143 | | x 0-0 ③ G5-3 | x 0-0 ② F8 | | | | B x 1-0 ② SF9 1-3 2-H | | x 0-0 ② F8 | | 2 | 0 | 0 | 1 | 0 | 0 | 1 |
| 98 Zelous Wheeler, R (8, 4)<br>OBP: 0.235, SLG: 0.353 | | | | | | | | | | | 1 | 0 | 0 | 0 | 0 | 0 | 0 |
| 31 Ichiro Suzuki, L (1, 10)<br>OBP: 0.294, SLG: 0.200 | | | x 0-0 ① F8 | | x 0-0 1B | | x 0-0 ③ G6-3 | | x 0-0 86 1B 24 WP 1B | | 3 | 0 | 1 | 0 | 0 | 0 | 2 |
| 80 Jose Gil, R (9, PH)<br>OBP: 0.500, SLG: 0.429 | | | | | | | | | | | 1 | 0 | 1 | 0 | 0 | 0 | 0 |
| 73 Antoan Richardson, S (9, PR)<br>OBP: 0.250, SLG: 0.250 | | | | | | | | | | | 0 | 1 | 0 | 0 | 0 | 0 | 0 |
| (10, 8) | | | | | | | | | | | | | | | | | |
| 89 Yangervis Solarte, S (1, 5)<br>OBP: 0.632, SLG: 0.941 | | | x 0-0 ② G1-3 | | S S S 0-3 ③ K | | | x 0-0 95 1B 97 G1-3 45 E 1B | x 0-0 24 WP 1-3 1B | | 2 | 0 | 0 | 0 | 0 | 1 | 1 |
| 86 José Pirela, R (8, 5)<br>OBP: 0.438, SLG: 0.688 | | | | | | | | | | | 2 | 1 | 2 | 0 | 0 | 0 | 0 |
| Inning Stats | R: 0 H: 0<br>E: 0 LOB: 0<br>K: 2 BB: 0<br>S: 7 P: 7 | R: 0 H: 1<br>E: 0 LOB: 1<br>K: 0 BB: 0<br>S: 4 P: 4 | R: 0 H: 1<br>E: 0 LOB: 1<br>K: 0 BB: 0<br>S: 4 P: 4 | R: 0 H: 1<br>E: 0 LOB: 0<br>K: 0 BB: 0<br>S: 3 P: 3 | R: 0 H: 1<br>E: 0 LOB: 1<br>K: 1 BB: 0<br>S: 6 P: 6 | R: 0 H: 0<br>E: 0 LOB: 0<br>K: 1 BB: 0<br>S: 5 P: 5 | R: 1 H: 1<br>E: 0 LOB: 2<br>K: 0 BB: 0<br>S: 4 P: 6 | R: 1 H: 2<br>E: 0 LOB: 2<br>K: 0 BB: 1<br>S: 5 P: 9 | R: 1 H: 2<br>E: 0 LOB: 2<br>K: 1 BB: 1<br>S: 7 P: 11 | R: 0 H: 0<br>E: 0 LOB: 0<br>K: 1 BB: 0<br>S: 5 P: 5 | 1B: 8 SF: 1<br>2B: 1 SAC: 0<br>3B: 0 DP: 1<br>HR: 0 HBP: 1 | | | | | | |

| | |
|---|---|
| AB | 37 |
| R | 3 |
| H | 9 |
| RBI | 1 |
| BB | 2 |
| SO | 6 |
| LOB | 14 |

WP: 2 PA: 41
PB: 0
SB: 1
CS: 0

| PITCHER | | IP | WLS | BF | H | R | ER | SO | BB | IBB | HBP | BLK | WP | HR | S | P | ERA | WHIP |
|---|---|---|---|---|---|---|---|---|---|---|---|---|---|---|---|---|---|---|
| 22 Chris Archer, R<br>ERA: | (1, 1) | 3.1 | | 12 | 2 | 0 | 0 | 2 | 0 | 0 | 0 | 0 | 0 | 0 | 16 | 16 | 0.00 | 0.600 |
| 52 Josh Lueke, R<br>ERA: | (4, 1) | 1.2 | | 6 | 2 | 0 | 0 | 1 | 0 | 0 | 0 | 0 | 0 | 0 | 8 | 8 | 0.00 | 1.200 |
| 38 Jeff Beliveau, L<br>ERA: 3.38 | (6, 1) | 1.1 | | 6 | 1 | 1 | 1 | 1 | 0 | 0 | 1 | 0 | 0 | 0 | 7 | 8 | 6.75 | 0.750 |
| 74 Adam Liberatore, L<br>ERA: 3.86 | (7, 1) | 1.1 | H | 7 | 2 | 1 | 0 | 0 | 1 | 0 | 0 | 0 | 1 | 0 | 6 | 11 | 0.00 | 2.250 |
| 34 C.J. Riefenhauser, L<br>ERA: | (8, 1) | 0.1 | H | 1 | 0 | 0 | 0 | 0 | 0 | 0 | 0 | 0 | 0 | 0 | 1 | 1 | 0.00 | 0.000 |

| PITCHER | | IP | WLS | BF | H | R | ER | SO | BB | IBB | HBP | BLK | WP | HR | S | P | ERA | WHIP |
|---|---|---|---|---|---|---|---|---|---|---|---|---|---|---|---|---|---|---|
| 75 Braulio Lara, L<br>ERA: 4.5 | (9, 1) | 1.0 | B | 6 | 2 | 1 | 1 | 1 | 1 | 0 | 0 | 0 | 1 | 0 | 7 | 11 | 9.00 | 3.000 |
| Merrill Kelly, R<br>ERA: | (10, 1) | 1.0 | | 3 | 0 | 0 | 0 | 1 | 0 | 0 | 0 | 0 | 0 | 0 | 5 | 5 | 0.00 | 0.000 |

# Tampa Bay Rays @ Boston Red Sox

JetBlue Park, Ft. Myers, FL

Mon Mar 10 2014, 1:07 PM - 4:19 PM EDT

Att. 9,876 - Sunny - 74 F

TOP

livebaseballscorecards.com

| Batter | 1 | 2 | 3 | 4 | 5 | 6 | 7 | 8 | 9 | AB | R | H | RBI | BB | SO | LOB |
|---|---|---|---|---|---|---|---|---|---|---|---|---|---|---|---|---|
| 11 Logan Forsythe, R (1, 3)<br>OBP: 0.235, SLG: 0.353 | S<br>X<br>0-1<br>F8 | | C<br>C<br>C<br>0-3<br>K | | S<br>S<br>S<br>0-3<br>K | | B<br>B<br>B<br>B<br>4-0<br>BB | | X<br>0-0<br>G4-6-3<br>1-2f | 3 | 0 | 0 | 0 | 0 | 2 | 1 |
| 30 Vince Belnome, L (6, 5)<br>OBP: 0.227, SLG: 0.238 | | | | | | | | | | 1 | 0 | 0 | 0 | 1 | 0 | 2 |
| 11 Yunel Escobar, R (1, 6)<br>OBP: 0.538, SLG: 0.636 | X<br>0-0<br>G6-3 | | X<br>0-0<br>F9 | | X<br>0-0<br>F8 | | X<br>0-0<br>F7 | | | 3 | 0 | 0 | 0 | 0 | 0 | 1 |
| 67 Mikie Mahtook, R (6, 9)<br>OBP: 0.222, SLG: 0.176 | | | | | | | | | | 1 | 0 | 0 | 0 | 0 | 0 | 3 |
| 3 Evan Longoria, R (1, 5)<br>OBP: 0.500, SLG: 0.923 | B<br>B<br>B<br>B<br>4-0<br>9<br>1B<br>BB | | | X<br>0-0<br>HR | | X<br>0-0<br>9<br>G6-4-3<br>1B | | X<br>0-0<br>P6 | | 2 | 1 | 2 | 1 | 1 | 0 | 0 |
| 69 Ray Olmedo, S (6, 6)<br>OBP: 0.333, SLG: 0.333 | | | | | | | | | | 1 | 0 | 0 | 0 | 0 | 0 | 0 |
| 9 Wil Myers, R (1, 9)<br>OBP: 0.222, SLG: 0.222 | X<br>0-0<br>1<br>FC5-4<br>1-3<br>1B | | | S<br>S<br>S<br>0-3<br>K | | X<br>0-0<br>G6-4-3<br>1-2f | | X<br>0-0<br>P3 | | 3 | 0 | 1 | 0 | 0 | 1 | 1 |
| 71 Justin Christian, R (6, 7)<br>OBP: 0.250, SLG: 0.267 | | | | | | | | | | 1 | 0 | 0 | 0 | 0 | 0 | 0 |
| 1 Sean Rodríguez, R (1, 8)<br>OBP: 0.353, SLG: 0.429 | X<br>0-0<br>FC5-4<br>1-2f | | | X<br>0-0<br>L7 | | X<br>0-0<br>G6-3 | | X<br>0-0<br>F7 | | 3 | 0 | 0 | 0 | 0 | 0 | 2 |
| 60 Mayo Acosta, R (6, 2) | | | | | | | | | | 1 | 0 | 0 | 0 | 0 | 0 | 0 |
| 16 Jayson Nix, R (1, 4)<br>OBP: 0.353, SLG: 0.333 | | C<br>S<br>C<br>0-3<br>K | | X<br>0-0<br>2B | | | X<br>0-0<br>L1-3 | | B<br>B<br>B<br>B<br>4-0<br>36<br>1B<br>39<br>1B<br>BB | 2 | 0 | 1 | 0 | 0 | 1 | 0 |
| 61 Cole Figueroa, L (4, PR)<br>OBP: 0.211, SLG: 0.176 | | | | | | | | | | 1 | 1 | 0 | 0 | 1 | 0 | 0 |
| (4, 4) | | | | | | | | | | | | | | | | |
| 15 Wilson Betemit, S (1, 10) | | S<br>C<br>C<br>0-3<br>K | | X<br>0-0<br>F7 | | | B<br>B<br>B<br>B<br>4-0<br>68<br>2B<br>BB | | X<br>0-0<br>39<br>1B<br>1-3<br>1B | 2 | 0 | 0 | 0 | 1 | 1 | 1 |
| 36 Hak-Ju Lee, L (9, PH)<br>OBP: 0.556, SLG: 0.625 | | | | | | | | | | 1 | 0 | 1 | 0 | 0 | 0 | 0 |
| 24 Ryan Hanigan, R (1, 2)<br>OBP: 0.267, SLG: 0.286 | | X<br>0-0<br>P4 | | | X<br>0-0<br>5<br>WP<br>1B | | S<br>S<br>S<br>0-3<br>K | | X<br>0-0<br>30<br>G4-6-3<br>1-2<br>3-H<br>1B | 2 | 0 | 1 | 0 | 0 | 0 | 0 |
| 39 Kevin Kiermaier, L (6, 8)<br>OBP: 0.353, SLG: 0.500 | | | | | | | | | | 2 | 0 | 1 | 1 | 0 | 1 | 1 |
| 5 Brandon Guyer, R (1, 7)<br>OBP: 0.267, SLG: 0.286 | | | C<br>C<br>C<br>0-3<br>K | | B<br>X<br>1-0<br>G5-3<br>1-2 | | X<br>0-0<br>1-3<br>2B | | X<br>0-0<br>F9 | 2 | 0 | 0 | 0 | 0 | 1 | 1 |
| 68 Jerry Sands, R (6, 3)<br>OBP: 0.450, SLG: 0.889 | | | | | | | | | | 2 | 0 | 1 | 0 | 0 | 0 | 2 |

| | AB | 33 |
|---|---|---|
| | R | 2 |
| | H | 8 |
| | RBI | 2 |
| | BB | 4 |
| | SO | 7 |
| | LOB | 15 |

| Inning Stats | | | | | | | | | | |
|---|---|---|---|---|---|---|---|---|---|---|
| | R: 0<br>E: 0<br>K: 0<br>S: 5 | H: 1<br>LOB: 2<br>BB: 1<br>P: 9 | R: 0<br>E: 0<br>K: 2<br>S: 7 | H: 0<br>LOB: 0<br>BB: 0<br>P: 7 | R: 0<br>E: 0<br>K: 2<br>S: 7 | H: 0<br>LOB: 0<br>BB: 0<br>P: 7 | R: 1<br>E: 0<br>K: 1<br>S: 7 | H: 2<br>LOB: 1<br>BB: 0<br>P: 7 | R: 0<br>E: 0<br>K: 1<br>S: 6 | H: 1<br>LOB: 1<br>BB: 0<br>P: 7 |
| | R: 0<br>E: 0<br>K: 0<br>S: 3 | H: 1<br>LOB: 0<br>BB: 0<br>P: 3 | R: 0<br>E: 0<br>K: 1<br>S: 6 | H: 1<br>LOB: 3<br>BB: 2<br>P: 14 | R: 0<br>E: 0<br>K: 0<br>S: 3 | H: 0<br>LOB: 0<br>BB: 0<br>P: 3 | R: 1<br>E: 0<br>K: 0<br>S: 4 | H: 2<br>LOB: 1<br>BB: 1<br>P: 8 | 1B: 5<br>2B: 2<br>3B: 0<br>HR: 1 | SF: 0<br>SAC: 0<br>DP: 2<br>HBP: 0 |

WP: 1 PA: 37
PB: 0
SB: 0
CS: 0

| PITCHER | IP | WLS | BF | H | R | ER | SO | BB | IBB | HBP | BLK | WP | HR | S | P | ERA | WHIP |
|---|---|---|---|---|---|---|---|---|---|---|---|---|---|---|---|---|---|
| 31 Jon Lester, L (1, 1)<br>ERA: | 3.0 | W | 11 | 1 | 0 | 0 | 4 | 1 | 0 | 0 | 0 | 0 | 0 | 19 | 23 | 0.00 | 0.667 |
| 55 Chris Capuano, L (4, 1)<br>ERA: 5.4 | 3.0 | H | 12 | 4 | 1 | 1 | 2 | 0 | 0 | 0 | 0 | 1 | 1 | 16 | 17 | 3.00 | 1.333 |
| 63 Anthony Ranaudo, R (7, 1)<br>ERA: 5.06 | 2.0 | | 9 | 1 | 0 | 0 | 1 | 2 | 0 | 0 | 0 | 0 | 0 | 9 | 17 | 0.00 | 1.500 |
| 50 Jose Mijares, L (9, 1)<br>ERA: 9.0 | 1.0 | | 5 | 2 | 1 | 1 | 0 | 1 | 0 | 0 | 0 | 0 | 0 | 4 | 8 | 9.00 | 3.000 |

| PITCHER | IP | WLS | BF | H | R | ER | SO | BB | IBB | HBP | BLK | WP | HR | S | P | ERA | WHIP |
|---|---|---|---|---|---|---|---|---|---|---|---|---|---|---|---|---|---|

# BOTTOM

# Tampa Bay Rays @ Boston Red Sox

JetBlue Park, Ft. Myers, FL

Mon Mar 10 2014, 1:07 PM - 4:19 PM EDT

Att. 9,876 - Sunny - 74 F

livebaseballscorecards.com

| Batter | 1 | 2 | 3 | 4 | 5 | 6 | 7 | 8 | 9 | AB | R | H | RBI | BB | SO | LOB |
|---|---|---|---|---|---|---|---|---|---|---|---|---|---|---|---|---|
| 38 Grady Sizemore, L (1, 8)<br>OBP: 0.417, SLG: 0.364 | 15<br>G5-3<br>1B | F8 | | | F8 | 1-3<br>2B | | HR | | 3 | 0 | 1 | 0 | 0 | 0 | 2 |
| 72 Corey Brown, L (6, 8)<br>OBP: 0.571, SLG: 1.143 | | | | | | | | | | 2 | 1 | 2 | 1 | 0 | 0 | 0 |
| 15 Dustin Pedroia, R (1, 4)<br>OBP: 0.176, SLG: 0.125 | G5-3<br>1-2 | | F9 | | G4-3 | G4-3 | | F8 | | 3 | 0 | 0 | 0 | 0 | 0 | 1 |
| 48 Mike McCoy, R (6, 4) | | | | | | | | | | 2 | 0 | 0 | 0 | 0 | 0 | 2 |
| 34 David Ortiz, L (1, 10)<br>OBP: 0.176, SLG: 0.375 | K | | HR | | G5-3 | | F9 | | | 3 | 1 | 1 | 1 | 0 | 1 | 1 |
| 37 Mike Carp, L (7, PH)<br>OBP: 0.286, SLG: 0.632 (8, 10) | | | | | | | | | | 1 | 0 | 0 | 0 | 0 | 0 | 0 |
| 12 Mike Napoli, R (1, 3)<br>OBP: 0.375, SLG: 0.733 | P3 | | G6-3 | | | HR | 68<br>BB<br>1B | | | 3 | 1 | 1 | 1 | 0 | 0 | 1 |
| 20 Ryan Lavarnway, R (7, 3)<br>OBP: 0.444, SLG: 0.333 | | | | | | | | | | 1 | 0 | 1 | 0 | 0 | 0 | 0 |
| 29 Daniel Nava, S (1, 7)<br>OBP: 0.400, SLG: 0.600 (4, 9) | | G3-1 | BB | | | G6-3 | 1-2<br>BB | | | 2 | 0 | 0 | 0 | 1 | 0 | 0 |
| 68 Alex Hassan, R (7, 9)<br>OBP: 0.286, SLG: 0.222 | | | | | | | | | | 0 | 0 | 0 | 0 | 1 | 0 | 0 |
| 18 Shane Victorino, S (1, 9) | | 2<br>BB<br>16<br>2B<br>HBP | K | | | K | P2 | | | 1 | 1 | 0 | 0 | 0 | 1 | 1 |
| 5 Jonny Gomes, R (4, 7)<br>OBP: 0.235, SLG: 0.188 | | | | | | | | | | 2 | 0 | 0 | 0 | 0 | 1 | 2 |
| 2 Xander Bogaerts, R (1, 6)<br>OBP: 0.350, SLG: 0.438 | 16<br>2B<br>1-2<br>BB | | | F9 | | 40<br>2B<br>BB | G5-3 | | | 1 | 1 | 0 | 0 | 2 | 0 | 0 |
| 10 Jonathan Herrera, S (7, 6)<br>OBP: 0.188, SLG: 0.267 | | | | | | | | | | 1 | 0 | 0 | 0 | 0 | 0 | 2 |
| 40 A.J. Pierzynski, L (1, 2)<br>OBP: 0.273, SLG: 0.455 | F5 | | | L3 | | 16<br>1B<br>1-H<br>2B | | G3-1 | | 3 | 0 | 1 | 1 | 0 | 0 | 2 |
| 70 Garin Cecchini, L (6, PR)<br>OBP: 0.294, SLG: 0.267 (7, 5) | | | | | | | | | | 1 | 1 | 0 | 0 | 0 | 0 | 0 |
| 16 Will Middlebrooks, R (1, 5)<br>OBP: 0.350, SLG: 0.526 | 1-3<br>2-H<br>2B | | | L7 | | 72<br>2B<br>2-H<br>1B | | F9 | | 3 | 0 | 2 | 2 | 0 | 0 | 0 |
| 55 Christian Vázquez, R (7, 2)<br>OBP: 0.500, SLG: 0.857 | | | | | | | | | | 1 | 0 | 0 | 0 | 0 | 0 | 0 |
| Inning Stats | R: 0<br>E: 0<br>K: 1<br>S: 6<br>H: 1<br>LOB: 1<br>BB: 0<br>P: 6 | R: 1<br>E: 0<br>K: 0<br>S: 4<br>H: 1<br>LOB: 2<br>BB: 1<br>P: 9 | R: 1<br>E: 0<br>K: 1<br>S: 6<br>H: 1<br>LOB: 1<br>BB: 1<br>P: 10 | R: 0<br>E: 0<br>K: 0<br>S: 3<br>H: 0<br>LOB: 0<br>BB: 0<br>P: 3 | R: 0<br>E: 0<br>K: 0<br>S: 3<br>H: 0<br>LOB: 0<br>BB: 0<br>P: 3 | R: 3<br>E: 0<br>K: 1<br>S: 9<br>H: 4<br>LOB: 2<br>BB: 1<br>P: 15 | R: 0<br>E: 0<br>K: 0<br>S: 4<br>H: 1<br>LOB: 2<br>BB: 1<br>P: 8 | R: 1<br>E: 0<br>K: 0<br>S: 5<br>H: 1<br>LOB: 0<br>BB: 0<br>P: 6 | | 1B: 3<br>2B: 3<br>3B: 0<br>HR: 3<br>SF: 0<br>SAC: 0<br>DP: 0<br>HBP: 1 | | | | | | |

| | AB | 33 |
|---|---|---|
| | R | 6 |
| | H | 9 |
| | RBI | 6 |
| | BB | 4 |
| | SO | 3 |
| | LOB | 14 |

| PITCHER | | IP | WLS | BF | H | R | ER | SO | BB | IBB | HBP | BLK | WP | HR | S | P | ERA | WHIP |
|---|---|---|---|---|---|---|---|---|---|---|---|---|---|---|---|---|---|---|
| 23 Jake Odorizzi, R<br>ERA: 2.08 | (1, 1) | 2.1 | L | 11 | 2 | 1 | 1 | 1 | 1 | 0 | 1 | 0 | 0 | 1 | 11 | 16 | 3.86 | 1.286 |
| 79 Steve Geltz, R<br>ERA: 3.0 | (3, 1) | 1.2 | | 7 | 1 | 1 | 1 | 1 | 1 | 0 | 0 | 0 | 0 | 1 | 8 | 12 | 5.40 | 1.200 |
| 40 Erik Bedard, L<br>ERA: 7.71 | (5, 1) | 3.0 | | 16 | 5 | 3 | 3 | 1 | 2 | 0 | 0 | 0 | 0 | 1 | 16 | 26 | 9.00 | 2.333 |
| 78 Santiago Garrido, R<br>ERA: 6.0 | (8, 1) | 1.0 | | 4 | 1 | 1 | 1 | 0 | 0 | 0 | 0 | 0 | 0 | 1 | 5 | 6 | 9.00 | 1.000 |

| PITCHER | IP | WLS | BF | H | R | ER | SO | BB | IBB | HBP | BLK | WP | HR | S | P | ERA | WHIP |
|---|---|---|---|---|---|---|---|---|---|---|---|---|---|---|---|---|---|

# Minnesota Twins @ Tampa Bay Rays

Charlotte Sports Park, Port Charlotte, FL

Tue Mar 11 2014, 1:08 PM - 3:44 PM EDT

Att. 5,296 - Sunny - 74 F

TOP

livebaseballscorecards.com

| Batter | 1 | 2 | 3 | 4 | 5 | 6 | 7 | 8 | 9 | AB | R | H | RBI | BB | SO | LOB |
|---|---|---|---|---|---|---|---|---|---|---|---|---|---|---|---|---|
| 1 Alex Presley, L (1, 8)<br>OBP: 0.250, SLG: 0.211 | F8 | 2 FC5-4 HBP (1-2) | | | K | | | F8 | | 3 | 0 | 0 | 0 | 0 | 1 | 1 |
| 2 Brian Dozier, R (1, 4)<br>OBP: 0.350, SLG: 0.474 | K | FC5-4 (1-2f) | | | K | | | K | | 3 | 0 | 0 | 0 | 0 | 2 | 3 |
| 17 Doug Bernier, R (7, 4)<br>OBP: 0.400, SLG: 0.143 | | | | | | | | | | 1 | 0 | 0 | 0 | 0 | 1 | 0 |
| 7 Joe Mauer, L (1, 3)<br>OBP: 0.313, SLG: 0.214 | BB (22 1B) | | K | | G1-3 | | | F8 | | 2 | 0 | 0 | 0 | 1 | 1 | 1 |
| 27 Chris Parmelee, L (6, 3)<br>OBP: 0.300, SLG: 0.444 | | | | | | | | | | 1 | 0 | 0 | 0 | 0 | 0 | 0 |
| 22 Wilkin Ramirez, R (1, 9)<br>OBP: 0.389, SLG: 0.611 | 1B (1-3) | | F8 | | | G3 | | | K | 3 | 0 | 1 | 0 | 0 | 0 | 0 |
| 19 Darin Mastroianni, R (7, 9)<br>OBP: 0.250, SLG: 0.167 | | | | | | | | | | 1 | 0 | 0 | 0 | 0 | 1 | 0 |
| 24 Trevor Plouffe, R (1, 5)<br>OBP: 0.389, SLG: 0.267 | P3 | | F9 | | | 1B (13 G4-6-3) | | | P6 | 3 | 0 | 1 | 0 | 0 | 0 | 2 |
| 71 Brandon Waring, R (6, 5)<br>OBP: 0.250, SLG: 0.500 | | | | | | | | | | 1 | 0 | 0 | 0 | 0 | 0 | 0 |
| 13 Jason Kubel, L (1, 10)<br>OBP: 0.118, SLG: 0.294 | | HR | | K | | G4-6-3 (1-2f) | | | F8 | 3 | 1 | 1 | 1 | 0 | 1 | 1 |
| 77 James Beresford, L (9, PH)<br>OBP: 0.222, SLG: 0.222 | | | | | | | | | | 1 | 0 | 0 | 0 | 0 | 0 | 0 |
| 8 Kurt Suzuki, R (1, 2)<br>OBP: 0.313, SLG: 0.214 | K | | | G5-3 | | | P4 | | | 3 | 0 | 0 | 0 | 0 | 1 | 0 |
| 43 Josmil Pinto, R (7, 2)<br>OBP: 0.429, SLG: 0.571 | | | | | | | | | | 0 | 0 | 0 | 0 | 0 | 0 | 0 |
| 80 Jermaine Mitchell, L (1, 7)<br>OBP: 0.538, SLG: 0.900 | | E6 1 BLK | | K | | | K | | | 3 | 0 | 0 | 0 | 0 | 2 | 0 |
| 5 Eduardo Escobar, S (1, 6)<br>OBP: 0.250, SLG: 0.533 | K | | | | 1B | | K | | | 3 | 0 | 1 | 0 | 0 | 2 | 1 |
| 39 Danny Santana, S (7, 6)<br>OBP: 0.375, SLG: 0.688 | | | | | | | | | | 0 | 0 | 0 | 0 | 0 | 0 | 0 |
| Inning Stats | R: 0 E: 0 K: 1 S: 6 / H: 1 LOB: 2 BB: 1 P: 10 | R: 1 E: 1 K: 2 S: 9 / H: 1 LOB: 2 BB: 0 P: 11 | R: 0 E: 0 K: 1 S: 5 / H: 0 LOB: 0 BB: 0 P: 5 | R: 0 E: 0 K: 2 S: 7 / H: 0 LOB: 0 BB: 0 P: 7 | R: 0 E: 0 K: 2 S: 8 / H: 1 LOB: 1 BB: 0 P: 8 | R: 0 E: 0 K: 0 S: 3 / H: 1 LOB: 0 BB: 0 P: 3 | R: 0 E: 0 K: 2 S: 7 / H: 0 LOB: 0 BB: 0 P: 7 | R: 0 E: 0 K: 1 S: 5 / H: 0 LOB: 0 BB: 0 P: 5 | R: 0 E: 0 K: 1 S: 5 / H: 0 LOB: 0 BB: 0 P: 5 | 1B: 3 2B: 0 3B: 0 HR: 1 | SF: 0 SAC: 0 DP: 1 HBP: 1 | | | | | | |

| | AB | 31 |
|---|---|---|
| | R | 1 |
| | H | 4 |
| | RBI | 1 |
| | BB | 1 |
| | SO | 12 |
| | LOB | 9 |

| | WP: 0 | PA: 33 |
|---|---|---|
| | PB: 0 | |
| | SB: 0 | |
| | CS: 0 | |

| PITCHER | IP | WLS | BF | H | R | ER | SO | BB | IBB | HBP | BLK | WP | HR | S | P | ERA | WHIP |
|---|---|---|---|---|---|---|---|---|---|---|---|---|---|---|---|---|---|
| 14 David Price, L (1, 1)<br>ERA: 2.7 | 5.0 | W | 21 | 3 | 1 | 1 | 8 | 1 | 0 | 1 | 1 | 0 | 1 | 35 | 41 | 1.80 | 0.800 |
| 57 Jake McGee, L (6, 1)<br>ERA: | 1.0 | H | 3 | 1 | 0 | 0 | 0 | 0 | 0 | 0 | 0 | 0 | 0 | 3 | 3 | 0.00 | 1.000 |
| 47 Brandon Gomes, R (7, 1)<br>ERA: | 1.0 | H | 3 | 0 | 0 | 0 | 2 | 0 | 0 | 0 | 0 | 0 | 0 | 7 | 7 | 0.00 | 0.000 |
| 26 Brad Boxberger, R (8, 1)<br>ERA: 2.25 | 1.0 | | 3 | 0 | 0 | 0 | 1 | 0 | 0 | 0 | 0 | 0 | 0 | 5 | 5 | 0.00 | 0.000 |
| 49 Kirby Yates, R (9, 1)<br>ERA: | 1.0 | | 3 | 0 | 0 | 0 | 1 | 0 | 0 | 0 | 0 | 0 | 0 | 5 | 5 | 0.00 | 0.000 |

| PITCHER | IP | WLS | BF | H | R | ER | SO | BB | IBB | HBP | BLK | WP | HR | S | P | ERA | WHIP |
|---|---|---|---|---|---|---|---|---|---|---|---|---|---|---|---|---|---|

# BOTTOM

## Minnesota Twins @ Tampa Bay Rays

Charlotte Sports Park, Port Charlotte, FL

Tue Mar 11 2014, 1:08 PM - 3:44 PM EDT

Att. 5,296 - Sunny - 74 F

livebaseballscorecards.com

| Batter | 1 | 2 | 3 | 4 | 5 | 6 | 7 | 8 | 9 | AB | R | H | RBI | BB | SO | LOB |
|---|---|---|---|---|---|---|---|---|---|---|---|---|---|---|---|---|
| 8 Desmond Jennings, R (1, 8)<br>OBP: 0.333, SLG: 0.529<br>68 Jerry Sands, R (7, 3)<br>OBP: 0.476, SLG: 0.947 | G3 | | 3 FC5-4 1B | | BBB 4-0 15 SF8 BB<br>1-2<br>2-3 | | 73 HR 2B | | | 2<br>1 | 0<br>1 | 1<br>1 | 0<br>0 | 1<br>0 | 0<br>0 | 0<br>0 |
| 15 Wilson Betemit, S (1, 10)<br>73 Jeremy Moore, L (7, PH)<br>OBP: 0.353, SLG: 0.882 (8, 10) | F8 | | F8 | | SF8<br>1-2<br>2-3<br>3-H | | BBBCCCX 3-2 HR<br>2-H | | | 2<br>1 | 0<br>1 | 0<br>1 | 1<br>2 | 0<br>0 | 0<br>0 | 1<br>0 |
| 3 Evan Longoria, R (1, 5)<br>OBP: 0.412, SLG: 0.750<br>71 Justin Christian, R (7, 7)<br>OBP: 0.235, SLG: 0.250 | SSS K | | FC5-4<br>1-2f | | G1-3 | | SSS K | | | 3<br>1 | 0<br>0 | 0<br>0 | 0<br>0 | 0<br>0 | 1<br>1 | 3<br>0 |
| 21 James Loney, L (1, 3)<br>OBP: 0.375, SLG: 0.615<br>39 Kevin Kiermaier, L (7, 8)<br>OBP: 0.333, SLG: 0.471 | | 11 2B 1B | | G1-3 | | 11 1B 20 FC4-6 1B | SSS K | | | 3<br>1 | 2<br>0 | 2<br>0 | 0<br>0 | 0<br>0 | 0<br>1 | 0<br>0 |
| 11 Yunel Escobar, R (1, 6)<br>OBP: 0.563, SLG: 0.714<br>30 Vince Belnome, L (7, 5)<br>OBP: 0.217, SLG: 0.227 | | 1-H 7 1B 2B | | G6-3 | | 20 FC4-6<br>1-3 1B | | F7 | | 3<br>1 | 1<br>0 | 2<br>0 | 1<br>0 | 0<br>0 | 0<br>0 | 0<br>0 |
| 20 Matt Joyce, L (1, 9)<br>OBP: 0.273, SLG: 0.500<br>69 Ray Olmedo, S (7, 4)<br>OBP: 0.300, SLG: 0.300 | | F7 | | G3 | | FC4-6<br>1-2f 5 G5-3 3-H | | G1-6-3 | | 3<br>1 | 0<br>0 | 0<br>0 | 1<br>0 | 0<br>0 | 0<br>0 | 2<br>0 |
| 7 David DeJesus, L (1, 7)<br>OBP: 0.700, SLG: 1.111<br>5 Brandon Guyer, R (6, PH)<br>OBP: 0.294, SLG: 0.267 (7, 9) | | 28 G5-4-3<br>2-H 1B | | | 28 E 28 1B 61 FC1-2<br>1B | G5-3<br>1-2 | | BBBB 4-0 63 2B BB | | 2<br>1 | 0<br>1 | 2<br>0 | 1<br>0 | 0<br>0 | 0<br>1 | 0<br>1 |
| 28 José Molina, R (1, 2)<br>OBP: 0.385, SLG: 0.364<br>63 Curt Casali, R (6, 2)<br>OBP: 0.636, SLG: 0.667 | | G5-4-3<br>1-2f | | | E6<br>8 BB 61 FC1-2<br>15 SF8<br>1-3 1B | CCC K | | 1-H 2B | | 2<br>2 | 1<br>0 | 1<br>1 | 0<br>1 | 0<br>1 | 0<br>1 | 1<br>1 |
| 61 Cole Figueroa, L (1, 4)<br>OBP: 0.190, SLG: 0.158<br>36 Hak-Ju Lee, L (7, 6)<br>OBP: 0.455, SLG: 0.500 | | | L3 | | FC1-2<br>15 SF8 8 BB<br>1-2<br>3-H | | L4 | F7 | | 2<br>2 | 0<br>0 | 0<br>0 | 0<br>0 | 0<br>0 | 0<br>0 | 2<br>1 |
| Inning Stats | R: 0 H: 0<br>E: 0 LOB: 0<br>K: 1 BB: 0<br>S: 5 P: 5 | R: 2 H: 3<br>E: 0 LOB: 0<br>K: 0 BB: 0<br>S: 5 P: 5 | R: 0 H: 1<br>E: 0 LOB: 1<br>K: 0 BB: 0<br>S: 4 P: 4 | R: 0 H: 0<br>E: 0 LOB: 0<br>K: 0 BB: 0<br>S: 3 P: 3 | R: 1 H: 2<br>E: 1 LOB: 2<br>K: 0 BB: 1<br>S: 5 P: 9 | R: 1 H: 2<br>E: 0 LOB: 1<br>K: 1 BB: 0<br>S: 7 P: 7 | R: 2 H: 2<br>E: 0 LOB: 0<br>K: 2 BB: 0<br>S: 11 P: 14 | R: 1 H: 1<br>E: 0 LOB: 1<br>K: 0 BB: 1<br>S: 4 P: 8 | | 1B: 7 SF: 1<br>2B: 3 SAC: 0<br>3B: 0 DP: 1<br>HR: 1 HBP: 0 | | | | | | WP: 0 PA: 36<br>PB: 0<br>SB: 0<br>CS: 0 | |

| | AB | 33 |
|---|---|---|
| | R | 7 |
| | H | 11 |
| | RBI | 7 |
| | BB | 2 |
| | SO | 4 |
| | LOB | 12 |

| PITCHER | | IP | WLS | BF | H | R | ER | SO | BB | IBB | HBP | BLK | WP | HR | S | P | ERA | WHIP |
|---|---|---|---|---|---|---|---|---|---|---|---|---|---|---|---|---|---|---|
| 47 Ricky Nolasco, R<br>ERA: 3.0 | (1, 1) | 4.0 | L | 15 | 4 | 2 | 2 | 1 | 0 | 0 | 0 | 0 | 0 | 0 | 17 | 17 | 4.50 | 1.000 |
| 58 Scott Diamond, L<br>ERA: 6.0 | (5, 1) | 2.0 | | 11 | 4 | 2 | 2 | 1 | 1 | 0 | 0 | 0 | 0 | 0 | 12 | 16 | 9.00 | 2.500 |
| 57 Ryan Pressly, R<br>ERA: 8.31 | (7, 1) | 1.0 | | 5 | 2 | 2 | 2 | 2 | 0 | 0 | 0 | 0 | 0 | 1 | 11 | 14 | 18.00 | 2.000 |
| 56 Caleb Thielbar, L<br>ERA: 3.0 | (8, 1) | 1.0 | | 5 | 1 | 1 | 1 | 0 | 1 | 0 | 0 | 0 | 0 | 0 | 4 | 8 | 9.00 | 2.000 |

| PITCHER | | IP | WLS | BF | H | R | ER | SO | BB | IBB | HBP | BLK | WP | HR | S | P | ERA | WHIP |
|---|---|---|---|---|---|---|---|---|---|---|---|---|---|---|---|---|---|---|

# Tampa Bay Rays @ Toronto Blue Jays

Florida Auto Exchange Stadium, Dunedin, FL

Wed Mar 12 2014, 1:10 PM - 3:50 PM EDT

Att. 5,520 - Partly Cloudy - 69 F

TOP

livebaseballscorecards.com

| Batter | 1 | 2 | 3 | 4 | 5 | 6 | 7 | 8 | 9 | AB | R | H | RBI | BB | SO | LOB |
|---|---|---|---|---|---|---|---|---|---|---|---|---|---|---|---|---|
| 18 Ben Zobrist, S (1, 10)<br>OBP: 0.375, SLG: 0.714 | C C C 0-3 ① K | | B B B B 4-0 20 G6-4-3 8 1B 1-2 BB | | C C C 0-3 ② K | X 0-0 ③ G5-3 | | | | 2 | 0 | 0 | 0 | 1 | 2 | 0 |
| 71 Justin Christian, R (7, PH)<br>OBP: 0.222, SLG: 0.235 | | | | | | | | | | 1 | 0 | 0 | 0 | 0 | 0 | 0 |
| 8 Desmond Jennings, R (1, 8)<br>OBP: 0.381, SLG: 0.550 | X 0-0 20 S 1B | | X 0-0 20 G6-4-3 1-2 2-3 3-H 1B | | X 0-0 ③ G6-3 | | | X 0-0 ① F7 | | 3 | 0 | 2 | 1 | 0 | 0 | 0 |
| 39 Kevin Kiermaier, L (7, 8)<br>OBP: 0.316, SLG: 0.444 | | | | | | | | | | 1 | 0 | 0 | 0 | 0 | 0 | 0 |
| 20 Matt Joyce, L (1, 7)<br>OBP: 0.240, SLG: 0.440 | S X 0-1 ② F7 1-2 | | X 0-0 ① ② G6-4-3 1-2f 2-3 3-H | | | X 0-0 ① P6 | | X 0-0 ② G6-3 | | 3 | 0 | 0 | 0 | 0 | 0 | 3 |
| 5 Brandon Guyer, R (7, 7)<br>OBP: 0.278, SLG: 0.250 | | | | | | | | | | 1 | 0 | 0 | 0 | 0 | 0 | 0 |
| 11 Logan Forsythe, R (1, 5)<br>OBP: 0.250, SLG: 0.316 | X 0-0 ③ F7 | | X 0-0 ③ G1-3 | | | B B B B 4-0 73 1B BB | | S S S 0-3 ③ K | | 2 | 0 | 0 | 0 | 1 | 0 | 2 |
| 30 Vince Belnome, L (7, 5)<br>OBP: 0.208, SLG: 0.217 | | | | | | | | | | 1 | 0 | 0 | 0 | 0 | 1 | 0 |
| 73 Jeremy Moore, L (1, 9)<br>OBP: 0.400, SLG: 1.000 | | X 0-0 ① G6-3 | | C X 0-1 HR | | X 0-0 ② 36 S 36 1B 1-3 1B | | | X 0-0 ① G6-3 | 3 | 2 | 2 | 1 | 0 | 0 | 0 |
| 69 Ray Olmedo, S (7, 4)<br>OBP: 0.273, SLG: 0.273 | | | | | | | | | | 1 | 0 | 0 | 0 | 0 | 0 | 0 |
| 1 Sean Rodríguez, R (1, 6)<br>OBP: 0.316, SLG: 0.375 | | S S S 0-3 ② K | | X 0-0 ① G6-3 | | B X 1-0 15 FC6-4 1-H 1B | | | X 0-0 ② G3-1 | 2 | 0 | 0 | 0 | 0 | 1 | 0 |
| 36 Hak-Ju Lee, L (5, 6)<br>OBP: 0.462, SLG: 0.500 | | | | | | | | | | 2 | 0 | 1 | 1 | 0 | 0 | 0 |
| 15 Wilson Betemit, S (1, 3) | | C C C 0-3 ③ K | | X 0-0 ② G4-3 | | X 0-0 ③ FC6-4 1-2f | | | S X 0-1 HR | 3 | 0 | 0 | 0 | 0 | 1 | 1 |
| 68 Jerry Sands, R (6, 3)<br>OBP: 0.500, SLG: 1.100 | | | | | | | | | | 1 | 1 | 1 | 1 | 0 | 0 | 0 |
| 16 Jayson Nix, R (1, 4)<br>OBP: 0.400, SLG: 0.412 | | | X 0-0 64 1B 8 1B 2B | X 0-0 ③ G5-3 | | | B B B B 4-0 64 G6-4-3 BB | | X 0-0 ③ G5-3 | 2 | 1 | 1 | 0 | 1 | 0 | 0 |
| 67 Mikie Mahtook, R (7, 9)<br>OBP: 0.211, SLG: 0.167 | | | | | | | | | | 1 | 0 | 0 | 0 | 0 | 0 | 0 |
| 64 Ali Solis, R (1, 2)<br>OBP: 0.250, SLG: 0.375 | | | X 0-0 8 1B 18 BB 20 G6-4-3 2-3 1B | | S S S 0-3 ① K | | X 0-0 ① ② G6-4-3 1-2f | | | 3 | 1 | 1 | 0 | 0 | 1 | 1 |
| 72 Eddy Rodriguez, R (7, 2) | | | | | | | | | | 0 | 0 | 0 | 0 | 0 | 0 | 0 |
| Inning Stats | R: 0 E: 0 K: 1 S: 7 H: 1 LOB: 1 BB: 0 P: 7 | R: 0 E: 0 K: 2 S: 7 H: 0 LOB: 0 BB: 0 P: 7 | R: 2 E: 0 K: 0 S: 5 H: 3 LOB: 1 BB: 1 P: 9 | R: 1 E: 0 K: 0 S: 5 H: 1 LOB: 0 BB: 0 P: 5 | R: 0 E: 0 K: 2 S: 7 H: 0 LOB: 0 BB: 0 P: 7 | R: 1 E: 0 K: 0 S: 4 H: 2 LOB: 1 BB: 1 P: 9 | R: 0 E: 0 K: 0 S: 2 H: 0 LOB: 0 BB: 1 P: 6 | R: 0 E: 0 K: 1 S: 5 H: 0 LOB: 0 BB: 0 P: 5 | R: 1 E: 0 K: 0 S: 5 H: 1 LOB: 0 BB: 0 P: 5 | 1B: 5 2B: 1 3B: 0 HR: 2 | SF: 0 SAC: 0 DP: 2 HBP: 0 | | | | | | |

| | AB | 32 |
|---|---|---|
| | R | 5 |
| | H | 8 |
| | RBI | 4 |
| | BB | 3 |
| | SO | 6 |
| | LOB | 7 |

WP: 0 PB: 0 SB: 2 CS: 0 PA: 35

| PITCHER | | IP | WLS | BF | H | R | ER | SO | BB | IBB | HBP | BLK | WP | HR | S | P | ERA | WHIP |
|---|---|---|---|---|---|---|---|---|---|---|---|---|---|---|---|---|---|---|
| 54 Marcus Stroman, R<br>ERA: 8.0 | (1, 1) | 4.0 | | 17 | 5 | 3 | 3 | 3 | 1 | 0 | 0 | 0 | 0 | 1 | 24 | 28 | 6.75 | 1.500 |
| 24 Ricky Romero, L<br>ERA: 1.29 | (5, 1) | 4.0 | | 14 | 2 | 1 | 1 | 3 | 2 | 0 | 0 | 0 | 0 | 0 | 18 | 27 | 2.25 | 1.000 |
| 64 Chad Jenkins, R<br>ERA: 4.15 | (9, 1) | 1.0 | L | 4 | 1 | 1 | 1 | 0 | 0 | 0 | 0 | 0 | 0 | 1 | 5 | 5 | 9.00 | 1.000 |

| PITCHER | IP | WLS | BF | H | R | ER | SO | BB | IBB | HBP | BLK | WP | HR | S | P | ERA | WHIP |
|---|---|---|---|---|---|---|---|---|---|---|---|---|---|---|---|---|---|

# Tampa Bay Rays @ Toronto Blue Jays

Florida Auto Exchange Stadium, Dunedin, FL

Wed Mar 12 2014, 1:10 PM - 3:50 PM EDT

Att. 5,520 - Partly Cloudy - 69 F

BOTTOM

livebaseballscorecards.com

| Batter | 1 | 2 | 3 | 4 | 5 | 6 | 7 | 8 | 9 | AB | R | H | RBI | BB | SO | LOB |
|---|---|---|---|---|---|---|---|---|---|---|---|---|---|---|---|---|
| 7 José Reyes, S (1, 6) OBP: 0.194, SLG: 0.200 | 0-0 53 G4-6-3 1B | | 0-0 FC6-4 53 G3 1-2f | | 0-3 K | 0-3 K | | | 0-0 F8 | 3 | 0 | 1 | 0 | 0 | 1 | 1 |
| 1 Jonathan Diaz, R (6, 6) | | | | | | | | | | 2 | 0 | 0 | 0 | 0 | 1 | 2 |
| 53 Melky Cabrera, S (1, 7) OBP: 0.355, SLG: 0.467 | 0-0 G4-6-3 1-2f | | 0-0 G3 1-2 | | 0-3 K | | 0-0 F8 | | | 3 | 0 | 0 | 0 | 0 | 1 | 2 |
| 11 Kevin Pillar, R (6, 7) OBP: 0.095, SLG: 0.095 | | | | | | | | | | 1 | 0 | 0 | 0 | 0 | 0 | 0 |
| 19 José Bautista, R (1, 9) OBP: 0.500, SLG: 0.909 | 4-0 BB | | 0-0 F9 | | | 0-0 E6 10 HR | 0-3 K | | | 2 | 1 | 0 | 0 | 1 | 0 | 1 |
| 14 Moisés Sierra, R (7, 9) OBP: 0.318, SLG: 0.476 | | | | | | | | | | 1 | 0 | 0 | 0 | 0 | 1 | 0 |
| 10 Edwin Encarnación, R (1, 3) OBP: 0.355, SLG: 0.586 | 0-0 F8 | | | 0-0 F9 | | 0-1 1-H HR | 0-0 G4-3 | | | 3 | 1 | 1 | 2 | 0 | 0 | 1 |
| 16 Dan Johnson, L (7, 3) OBP: 0.294, SLG: 0.813 | | | | | | | | | | 1 | 0 | 0 | 0 | 0 | 0 | 0 |
| 26 Adam Lind, L (1, 10) OBP: 0.455, SLG: 0.750 | | 0-0 13 E 1B | | 0-0 13 1B 2B | | 4-0 13 1B 28 2B BB | | 0-0 F8 | | 2 | 0 | 2 | 0 | 1 | 0 | 0 |
| 38 Jared Goedert, R (6, PR) (7, 10) OBP: 0.176, SLG: 0.125 | | | | | | | | | | 1 | 1 | 0 | 0 | 0 | 0 | 0 |
| 13 Brett Lawrie, R (1, 5) OBP: 0.409, SLG: 0.476 | | 0-0 P4 1-2 | | 0-0 2-3 1B | | 0-0 28 2B 31 G4-3 1-2 1B | | 0-0 G4-3 | | 3 | 1 | 2 | 0 | 0 | 0 | 1 |
| 66 Munenori Kawasaki, L (7, 5) OBP: 0.333, SLG: 0.273 | | | | | | | | | | 1 | 0 | 0 | 0 | 0 | 0 | 0 |
| 28 Colby Rasmus, L (1, 8) OBP: 0.375, SLG: 0.625 | | 0-3 K | | 0-3 K | | 0-0 31 G4-3 1-3 2-H 2B | | 0-0 G3-1 | | 3 | 0 | 1 | 1 | 0 | 2 | 3 |
| 8 Anthony Gose, L (7, 8) OBP: 0.261, SLG: 0.150 | | | | | | | | | | 1 | 0 | 0 | 0 | 0 | 0 | 0 |
| 31 Erik Kratz, R (1, 2) OBP: 0.313, SLG: 0.375 | | 0-0 P4 | | 0-0 G4-3 | | 0-0 G4-3 2-3 3-H | | | 0-3 K | 3 | 0 | 0 | 1 | 0 | 0 | 5 |
| 22 Josh Thole, L (8, 2) OBP: 0.231, SLG: 0.231 | | | | | | | | | | 1 | 0 | 0 | 0 | 0 | 1 | 0 |
| 17 Ryan Goins, L (1, 4) OBP: 0.310, SLG: 0.231 | | | 0-0 7 FC6-4 1B | | 0-0 G6-3 | 0-0 G4-3 | | | 0-0 B1-3 | 3 | 0 | 1 | 0 | 0 | 0 | 2 |
| 39 Chris Getz, L (7, 4) OBP: 0.294, SLG: 0.471 | | | | | | | | | | 1 | 0 | 0 | 0 | 0 | 0 | 0 |

| | AB | 35 |
|---|---|---|
| | R | 4 |
| | H | 8 |
| | RBI | 4 |
| | BB | 2 |
| | SO | 7 |
| | LOB | 18 |

| Inning Stats | 1 | 2 | 3 | 4 | 5 | 6 | 7 | 8 | 9 |
|---|---|---|---|---|---|---|---|---|---|
| | R: 0 H: 1 | R: 0 H: 1 | R: 0 H: 1 | R: 0 H: 2 | R: 0 H: 0 | R: 4 H: 3 | R: 0 H: 0 | R: 0 H: 0 | R: 0 H: 0 |
| | E: 0 LOB: 1 | E: 1 LOB: 1 | E: 0 LOB: 1 | E: 0 LOB: 2 | E: 0 LOB: 0 | E: 1 LOB: 2 | E: 0 LOB: 0 | E: 0 LOB: 0 | E: 0 LOB: 0 |
| | K: 0 BB: 1 | K: 1 BB: 0 | K: 0 BB: 0 | K: 1 BB: 0 | K: 2 BB: 0 | K: 1 BB: 1 | K: 1 BB: 0 | K: 0 BB: 0 | K: 1 BB: 0 |
| | S: 3 P: 7 | S: 6 P: 6 | S: 4 P: 4 | S: 7 P: 7 | S: 7 P: 7 | S: 10 P: 14 | S: 5 P: 5 | S: 3 P: 3 | S: 5 P: 5 |

| | 1B: 5 | SF: 0 | WP: 0 | PA: 37 |
|---|---|---|---|---|
| | 2B: 2 | SAC: 0 | PB: 0 | |
| | 3B: 0 | DP: 1 | SB: 0 | |
| | HR: 1 | HBP: 0 | CS: 0 | |

| PITCHER | | IP | WLS | BF | H | R | ER | SO | BB | IBB | HBP | BLK | WP | HR | S | P | ERA | WHIP |
|---|---|---|---|---|---|---|---|---|---|---|---|---|---|---|---|---|---|---|
| 51 Nate Karns, R ERA: | (1, 1) | 3.1 | | 13 | 3 | 0 | 0 | 1 | 1 | 0 | 0 | 0 | 0 | 0 | 14 | 18 | 0.00 | 1.200 |
| 35 Mark Lowe, R ERA: 1.8 | (4, 1) | 1.2 | H | 8 | 2 | 1 | 1 | 3 | 0 | 0 | 0 | 0 | 0 | 0 | 14 | 14 | 5.40 | 1.200 |
| 52 Josh Lueke, R ERA: 4.76 | (6, 1) | 2.0 | B | 10 | 3 | 3 | 2 | 2 | 1 | 0 | 0 | 0 | 0 | 1 | 14 | 18 | 9.00 | 2.000 |
| 34 C.J. Riefenhauser, L ERA: | (8, 1) | 2.0 | W | 6 | 0 | 0 | 0 | 1 | 0 | 0 | 0 | 0 | 0 | 0 | 8 | 8 | 0.00 | 0.000 |

| PITCHER | IP | WLS | BF | H | R | ER | SO | BB | IBB | HBP | BLK | WP | HR | S | P | ERA | WHIP |
|---|---|---|---|---|---|---|---|---|---|---|---|---|---|---|---|---|---|

| Batter | 1 | 2 | 3 | 4 | 5 | 6 | 7 | 8 | 9 | AB | R | H | RBI | BB | SO | LOB |
|---|---|---|---|---|---|---|---|---|---|---|---|---|---|---|---|---|
| 6 Starling Marte, R (1, 7)<br>OBP: 0.321, SLG: 0.308<br>14 Jaff Decker, L (6, 7)<br>OBP: 0.192, SLG: 0.280 | 0-0<br>55<br>G6-4-3<br>1B | | 0-0<br>55<br>S<br>1B | | 0-3<br>K | | | 1-3<br>K<br>1-2 | | 3<br>1 | 0<br>0 | 2<br>0 | 0<br>0 | 0<br>0 | 1<br>1 | 0<br>1 |
| 55 Russell Martin, R (1, 2)<br>OBP: 0.524, SLG: 1.167<br>78 Omir Santos, R (6, 2)<br>OBP: 0.167, SLG: 0.167 | 0-0<br>G6-4-3<br>1-2f | | 1-3<br>K<br>1-2 | | | 0-3<br>K | | 0-0<br>62<br>G5-4-3<br>2-H<br>1B | | 3<br>1 | 0<br>0 | 0<br>1 | 0<br>1 | 0<br>0 | 2<br>0 | 2<br>0 |
| 22 Andrew McCutchen, R (1, 8)<br>OBP: 0.571, SLG: 0.947<br>62 Gregory Polanco, L (6, 8)<br>OBP: 0.304, SLG: 0.500 | 0-3<br>K | | | 4-0<br>18<br>FC4-6<br>17<br>BB<br>BB | | 0-0<br>G4-3 | | 0-0<br>G5-4-3<br>1-2f | | 2<br>1 | 0<br>0 | 0<br>0 | 0<br>0 | 1<br>0 | 1<br>0 | 0<br>1 |
| 17 Gaby Sanchez, R (1, 3)<br>OBP: 0.563, SLG: 0.692<br>79 Brent Morel, R (6, 3)<br>OBP: 0.150, SLG: 0.150 | | 0-0<br>G6-3 | | 4-0<br>18<br>FC4-6<br>1-2<br>BB | | 0-0<br>1B | | | 0-0<br>G6-3 | 2<br>1 | 0<br>0 | 1<br>0 | 0<br>0 | 1<br>0 | 0<br>0 | 0<br>0 |
| 18 Neil Walker, S (1, 4)<br>OBP: 0.238, SLG: 0.200<br>12 Clint Barmes, R (6, 4)<br>OBP: 0.176, SLG: 0.235 | | 4-0<br>10<br>FC6-4<br>BB | | 0-0<br>FC4-6<br>1-2f<br>2-3 | | 0-3<br>K | | | 0-0<br>70<br>G6-4-3<br>1B | 2<br>1 | 0<br>0 | 0<br>1 | 0<br>0 | 1<br>0 | 1<br>0 | 3<br>0 |
| 10 Jordy Mercer, R (1, 6)<br>OBP: 0.417, SLG: 0.278<br>70 Michael Martinez, S (7, 6)<br>OBP: 0.400, SLG: 0.421 | | 0-0<br>FC6-4<br>1-2f | | 0-3<br>K | | | 0-0<br>P4 | | 0-0<br>G6-4-3<br>1-2f | 3<br>1 | 0<br>0 | 0<br>0 | 0<br>0 | 0<br>0 | 1<br>0 | 3<br>1 |
| 31 Jose Tabata, R (1, 9)<br>OBP: 0.136, SLG: 0.136<br>25 Chris Dickerson, L (7, 9)<br>OBP: 0.520, SLG: 0.524 | | 0-0<br>F9 | | 0-0<br>G5-3 | | | 0-0<br>G6-3 | | | 3<br>0 | 0<br>0 | 0<br>0 | 0<br>0 | 0<br>0 | 0<br>0 | 3<br>0 |
| 5 Josh Harrison, R (1, 5)<br>OBP: 0.364, SLG: 0.667<br>15 Chase d'Arnaud, R (6, 5)<br>OBP: 0.400, SLG: 0.800 | | | 0-0<br>G6-3 | | 0-0<br>F9 | | 0-0<br>G6-3 | | | 2<br>1 | 0<br>0 | 0<br>0 | 0<br>0 | 0<br>0 | 0<br>0 | 0<br>0 |
| 26 Tony Sanchez, R (1, 10)<br>OBP: 0.409, SLG: 0.700 | | | 0-3<br>K | | 0-0<br>F9 | | | 0-0<br>14<br>WP<br>78<br>1B<br>1B | | 3 | 1 | 1 | 0 | 0 | 1 | 0 |
| Inning Stats | R: 0<br>E: 0<br>K: 1<br>S: 5<br>H: 1<br>LOB: 0<br>BB: 0<br>P: 5 | R: 0<br>E: 0<br>K: 0<br>S: 3<br>H: 0<br>LOB: 1<br>BB: 1<br>P: 7 | R: 0<br>E: 0<br>K: 2<br>S: 8<br>H: 1<br>LOB: 1<br>BB: 0<br>P: 9 | R: 0<br>E: 0<br>K: 1<br>S: 5<br>H: 0<br>LOB: 2<br>BB: 2<br>P: 13 | R: 0<br>E: 0<br>K: 1<br>S: 5<br>H: 0<br>LOB: 0<br>BB: 0<br>P: 5 | R: 0<br>E: 0<br>K: 2<br>S: 8<br>H: 1<br>LOB: 1<br>BB: 0<br>P: 8 | R: 0<br>E: 0<br>K: 0<br>S: 3<br>H: 0<br>LOB: 0<br>BB: 0<br>P: 3 | R: 1<br>E: 0<br>K: 1<br>S: 6<br>H: 2<br>LOB: 0<br>BB: 0<br>P: 7 | R: 0<br>E: 0<br>K: 0<br>S: 3<br>H: 1<br>LOB: 0<br>BB: 0<br>P: 3 | 1B: 6<br>2B: 0<br>3B: 0<br>HR: 0 | SF: 0<br>SAC: 0<br>DP: 3<br>HBP: 0 | | | | | |

| PITCHER | | IP | WLS | BF | H | R | ER | SO | BB | IBB | HBP | BLK | WP | HR | S | P | ERA | WHIP |
|---|---|---|---|---|---|---|---|---|---|---|---|---|---|---|---|---|---|---|
| 55 Matt Moore, L<br>ERA: 6.35 | (1, 1) | 3.1 | W | 14 | 2 | 0 | 0 | 3 | 3 | 0 | 0 | 0 | 0 | 0 | 17 | 30 | 0.00 | 1.500 |
| 13 Heath Bell, R<br>ERA: 4.91 | (4, 1) | 1.2 | | 5 | 0 | 0 | 0 | 2 | 0 | 0 | 0 | 0 | 0 | 0 | 9 | 9 | 0.00 | 0.000 |
| 83 Juan Sandoval, R<br>ERA: | (6, 1) | 2.0 | | 7 | 1 | 0 | 0 | 2 | 0 | 0 | 0 | 0 | 0 | 0 | 11 | 11 | 0.00 | 0.500 |
| 74 Adam Liberatore, L<br>ERA: 4.15 | (8, 1) | 2.0 | | 7 | 3 | 1 | 1 | 1 | 0 | 0 | 0 | 0 | 1 | 0 | 9 | 10 | 4.50 | 1.500 |

| PITCHER | IP | WLS | BF | H | R | ER | SO | BB | IBB | HBP | BLK | WP | HR | S | P | ERA | WHIP |
|---|---|---|---|---|---|---|---|---|---|---|---|---|---|---|---|---|---|

# TOP

# Pittsburgh Pirates @ Tampa Bay Rays

Charlotte Sports Park, Port Charlotte, FL

Thu Mar 13 2014, 1:08 PM - 4:04 PM EDT

Att. 5,720 - Sunny - 63 F

livebaseballscorecards.com

| | |
|---|---|
| AB | 30 |
| R | 1 |
| H | 6 |
| RBI | 1 |
| BB | 3 |
| SO | 8 |
| LOB | 14 |

PA: 33

WP: 1
PB: 0
SB: 1
CS: 0

| Batter | 1 | 2 | 3 | 4 | 5 | 6 | 7 | 8 | 9 | AB | R | H | RBI | BB | SO | LOB |
|---|---|---|---|---|---|---|---|---|---|---|---|---|---|---|---|---|
| 18 Ben Zobrist, S (1, 4)<br>OBP: 0.455, SLG: 0.700 | 3 G4-6-3 1B | | 21 BB 7 1B; 11 1B; 2-H 3-H | F8 | | | P3 | | | 3 | 1 | 2 | 2 | 0 | 0 | 1 |
| 67 Mikie Mahtook, R (7, 8)<br>OBP: 0.200, SLG: 0.158 | | | | | | | | | | 1 | 0 | 0 | 0 | 0 | 0 | 0 |
| 7 David DeJesus, L (1, 8)<br>OBP: 0.615, SLG: 0.917 | P6 | | 21 BB; 11 1B; 1-2 | G6-3 | | | CCC K | | | 3 | 1 | 1 | 0 | 0 | 0 | 2 |
| 73 Jeremy Moore, L (7, 9)<br>OBP: 0.381, SLG: 0.952 | | | | | | | | | | 1 | 0 | 0 | 0 | 0 | 1 | 0 |
| 3 Evan Longoria, R (1, 5)<br>OBP: 0.350, SLG: 0.632 | G4-6-3 1-2f | | CCC K | | SSS K | | | F7 | | 3 | 0 | 0 | 0 | 0 | 2 | 3 |
| Vince Belnome, L (7, 5)<br>OBP: 0.200, SLG: 0.208 | | | | | | | | | | 1 | 0 | 0 | 0 | 0 | 0 | 0 |
| 21 James Loney, L (1, 3)<br>OBP: 0.421, SLG: 0.600 | | 11 G6-4-3 1B | BBB 11 1B; 1-2 2-3 BB | | F7 | | | SSS K | | 2 | 0 | 1 | 0 | 1 | 0 | 0 |
| 60 Mayo Acosta, R (6, 2) | | | | | | | | | | 1 | 0 | 0 | 0 | 0 | 1 | 0 |
| 11 Yunel Escobar, R (1, 6)<br>OBP: 0.526, SLG: 0.647 | | G6-4-3 1-2f | 1-2 2-H 3-H 1B | | SSS K | | | G6-3 | | 3 | 0 | 1 | 2 | 0 | 1 | 1 |
| 61 Cole Figueroa, L (7, 4)<br>OBP: 0.182, SLG: 0.150 | | | | | | | | | | 1 | 0 | 0 | 0 | 0 | 0 | 0 |
| 15 Wilson Betemit, S (1, 10)<br>OBP: 0.167, SLG: 0.100 | | SSS 1B | SSS K | | | G6-3 | | | | 3 | 0 | 1 | 0 | 0 | 1 | 2 |
| 9 Wil Myers, R (1, 9)<br>OBP: 0.190, SLG: 0.190 | | G5-3 | CCC K | | | G5-3 | | | | 3 | 0 | 0 | 0 | 0 | 1 | 3 |
| 71 Justin Christian, R (7, 7)<br>OBP: 0.222, SLG: 0.235 | | | | | | | | | | 0 | 0 | 0 | 0 | 0 | 0 | 0 |
| 24 Ryan Hanigan, R (1, 2)<br>OBP: 0.294, SLG: 0.313 | | | 5 2B 18 1B 1B | L7 | | CCC K | | | | 2 | 1 | 1 | 0 | 0 | 0 | 0 |
| 68 Jerry Sands, R (6, 3)<br>OBP: 0.478, SLG: 1.048 | | | | | | | | | | 1 | 0 | 0 | 0 | 0 | 1 | 0 |
| 5 Brandon Guyer, R (1, 7)<br>OBP: 0.350, SLG: 0.444 | | | 18 1B 1-3 2B | 2B | | | P4 | | | 2 | 1 | 2 | 0 | 0 | 0 | 0 |
| Hak-Ju Lee, L (7, 6)<br>OBP: 0.429, SLG: 0.462 | | | | | | | | | | 1 | 0 | 0 | 0 | 0 | 0 | 0 |
| Inning Stats | R: 0 E: 0 K: 0 S: 3 H: 1 LOB: 0 P: 3 | R: 0 E: 0 K: 0 S: 4 H: 2 LOB: 1 BB: 0 P: 4 | R: 4 E: 0 K: 3 S: 14 H: 5 LOB: 2 BB: 1 P: 18 | R: 0 E: 0 K: 0 S: 4 H: 1 LOB: 1 BB: 0 P: 4 | R: 0 E: 0 K: 2 S: 7 H: 0 LOB: 0 BB: 0 P: 7 | R: 0 E: 0 K: 1 S: 5 H: 0 LOB: 0 BB: 0 P: 5 | R: 0 E: 0 K: 1 S: 5 H: 0 LOB: 0 BB: 0 P: 5 | R: 0 E: 0 K: 1 S: 5 H: 0 LOB: 0 BB: 0 P: 5 | | 1B: 7 2B: 2 3B: 0 HR: 0 SF: 0 SAC: 0 DP: 2 HBP: 0 | | | | | | |

# BOTTOM

## Pittsburgh Pirates @ Tampa Bay Rays

Charlotte Sports Park, Port Charlotte, FL

Thu Mar 13 2014, 1:08 PM - 4:04 PM EDT

Att. 5,720 - Sunny - 63 F

livebaseballscorecards.com

| | |
|---|---|
| AB | 31 |
| R | 4 |
| H | 9 |
| RBI | 4 |
| BB | 1 |
| SO | 8 |
| LOB | 12 |

WP: 0 PB: 0 SB: 0 CS: 0 PA: 32

| PITCHER | | IP | WLS | BF | H | R | ER | SO | BB | IBB | HBP | BLK | WP | HR | S | P | ERA | WHIP |
|---|---|---|---|---|---|---|---|---|---|---|---|---|---|---|---|---|---|---|
| 30 Jeanmar Gómez, R<br>ERA: 4.32 | (1, 1) | 2.1 | L | 14 | 8 | 4 | 4 | 1 | 1 | 0 | 0 | 0 | 0 | 0 | 15 | 19 | 15.43 | 3.857 |
| 74 Zack Thornton, R<br>ERA: 1.5 | (3, 1) | 1.2 | | 6 | 1 | 0 | 0 | 2 | 0 | 0 | 0 | 0 | 0 | 0 | 10 | 10 | 0.00 | 0.600 |
| 29 Bryan Morris, R<br>ERA: 6.23 | (5, 1) | 2.0 | | 6 | 0 | 0 | 0 | 3 | 0 | 0 | 0 | 0 | 0 | 0 | 12 | 12 | 0.00 | 0.000 |
| 46 Phil Irwin, R<br>ERA: | (7, 1) | 1.0 | | 3 | 0 | 0 | 0 | 1 | 0 | 0 | 0 | 0 | 0 | 0 | 5 | 5 | 0.00 | 0.000 |
| 53 Duke Welker, R<br>ERA: 10.13 | (8, 1) | 1.0 | | 3 | 0 | 0 | 0 | 1 | 0 | 0 | 0 | 0 | 0 | 0 | 5 | 5 | 0.00 | 0.000 |

| PITCHER | IP | WLS | BF | H | R | ER | SO | BB | IBB | HBP | BLK | WP | HR | S | P | ERA | WHIP |
|---|---|---|---|---|---|---|---|---|---|---|---|---|---|---|---|---|---|

# Tampa Bay Rays @ Atlanta Braves

Champion Stadium, Lake Buena Vista, FL

Fri Mar 14 2014, 1:09 PM - 3:55 PM EDT

Att. 9,786 - Sunny - 80 F

TOP

livebaseballscorecards.com

| Batter | 1 | 2 | 3 | 4 | 5 | 6 | 7 | 8 | 9 | AB | R | H | RBI | BB | SO | LOB |
|---|---|---|---|---|---|---|---|---|---|---|---|---|---|---|---|---|
| 8 Desmond Jennings, R (1, 8)<br>OBP: 0.375, SLG: 0.522<br>37 Kes Carter, L (5, 8)<br>(6, 9) | L4 | | 20 BB<br>1-2<br>1B | | F7-1-6<br>1-1 | | | P1 | | 3<br>1 | 0<br>0 | 1<br>0 | 0<br>0 | 0<br>0 | 0<br>0 | 1<br>0 |
| 16 Jayson Nix, R (1, 5)<br>OBP: 0.348, SLG: 0.350<br>18 Richie Shaffer, R (6, 5)<br>OBP: 0.400, SLG: 0.750 | F8 | | K | | | G6-3 | | | 3B | 3<br>1 | 0<br>0 | 0<br>1 | 0<br>0 | 0<br>0 | 1<br>0 | 2<br>0 |
| 20 Matt Joyce, L (1, 7)<br>OBP: 0.259, SLG: 0.423<br>19 Juniel Querecuto, S (5, 6)<br>(6, 4) | G4-3 | | BB<br>1-2<br>2-3<br>BB | | | G4-3 | | | K | 1<br>2 | 0<br>0 | 0<br>0 | 0<br>0 | 1<br>0 | 0<br>0 | 0<br>1 |
| 9 Wil Myers, R (1, 9)<br>OBP: 0.167, SLG: 0.167<br>72 Eddy Rodriguez, R (6, 2) | | G6-3 | G6-3 | | | G6-3 | | | G1-3 | 3<br>1 | 0<br>0 | 0<br>0 | 0<br>0 | 0<br>0 | 0<br>1 | 3<br>1 |
| 73 Jeremy Moore, L (1, 10)<br>OBP: 0.320, SLG: 0.800 | | F8 | | G3-1 | | | G4-3 | | K | 4 | 0 | 0 | 0 | 0 | 1 | 1 |
| 68 Jerry Sands, R (1, 3)<br>OBP: 0.423, SLG: 0.917<br>29 Jeff Malm, L (7, 3) | | K | | K2-3 | | | G4-3 | | | 3<br>0 | 0<br>0 | 0<br>0 | 0<br>0 | 0<br>0 | 2<br>0 | 0<br>0 |
| 28 José Molina, R (1, 2)<br>OBP: 0.400, SLG: 0.385<br>5 Brandon Guyer, R (6, 8)<br>OBP: 0.333, SLG: 0.421 | | | 61 G4-3 61 S<br>69<br>1B<br>1B | G1-3 | | | F7 | | | 2<br>1 | 1<br>0 | 1<br>0 | 0<br>0 | 0<br>0 | 0<br>0 | 0<br>0 |
| 61 Cole Figueroa, L (1, 4)<br>OBP: 0.208, SLG: 0.182<br>10 Taylor Motter, R (5, 4)<br>OBP: 0.250, SLG: 0.250<br>(6, 6) | | | G4-3<br>1-3 | | 1B | | | G5-3 | | 2<br>1 | 0<br>0 | 1<br>0 | 0<br>0 | 0<br>0 | 0<br>0 | 1<br>0 |
| 69 Ray Olmedo, S (1, 6)<br>OBP: 0.385, SLG: 0.333<br>71 Justin Christian, R (5, 7)<br>OBP: 0.211, SLG: 0.222 | | | 20 BB<br>8 1B<br>3-H<br>1B | | 8 F7-1-6<br>BB | | | F7 | | 1<br>1 | 0<br>0 | 1<br>0 | 1<br>0 | 1<br>0 | 0<br>0 | 0<br>0 |
| Inning Stats | R: 0<br>E: 0<br>K: 0<br>S: 3<br>H: 0<br>LOB: 0<br>BB: 0<br>P: 3 | R: 0<br>E: 0<br>K: 1<br>S: 5<br>H: 0<br>LOB: 0<br>BB: 0<br>P: 5 | R: 1<br>E: 0<br>K: 1<br>S: 8<br>H: 3<br>LOB: 3<br>BB: 1<br>P: 13 | R: 0<br>E: 0<br>K: 1<br>S: 5<br>H: 0<br>LOB: 0<br>BB: 0<br>P: 5 | R: 0<br>E: 0<br>K: 0<br>S: 2<br>H: 1<br>LOB: 0<br>BB: 1<br>P: 6 | R: 0<br>E: 0<br>K: 0<br>S: 3<br>H: 0<br>LOB: 0<br>BB: 0<br>P: 3 | R: 0<br>E: 0<br>K: 0<br>S: 3<br>H: 0<br>LOB: 0<br>BB: 0<br>P: 3 | R: 0<br>E: 0<br>K: 0<br>S: 3<br>H: 0<br>LOB: 0<br>BB: 0<br>P: 3 | R: 0<br>E: 0<br>K: 2<br>S: 8<br>H: 1<br>LOB: 1<br>BB: 0<br>P: 8 | 1B: 4<br>2B: 1<br>3B: 1<br>HR: 0<br>SF: 0<br>SAC: 0<br>DP: 1<br>HBP: 0 | | | | | | |

| | AB | 30 |
|---|---|---|
| | R | 1 |
| | H | 5 |
| | RBI | 1 |
| | BB | 2 |
| | SO | 5 |
| | LOB | 10 |

WP: 0 PB: 0 SB: 1 CS: 0 PA: 32

| PITCHER | | IP | WLS | BF | H | R | ER | SO | BB | IBB | HBP | BLK | WP | HR | S | P | ERA | WHIP |
|---|---|---|---|---|---|---|---|---|---|---|---|---|---|---|---|---|---|---|
| 57 David Hale, R<br>ERA: 4.5 | (1, 1) | 4.0 | | 16 | 3 | 1 | 1 | 3 | 1 | 0 | 0 | 0 | 0 | 0 | 21 | 26 | 2.25 | 1.000 |
| 46 Craig Kimbrel, R<br>ERA: 1.5 | (5, 1) | 1.0 | | 3 | 1 | 0 | 0 | 0 | 1 | 0 | 0 | 0 | 0 | 0 | 2 | 6 | 0.00 | 2.000 |
| 43 Luis Avilán, L<br>ERA: | (6, 1) | 1.0 | W | 3 | 0 | 0 | 0 | 0 | 0 | 0 | 0 | 0 | 0 | 0 | 3 | 3 | 0.00 | 0.000 |
| Carlos Perez, L<br>ERA: 5.4 | (7, 1) | 1.0 | H | 3 | 0 | 0 | 0 | 0 | 0 | 0 | 0 | 0 | 0 | 0 | 3 | 3 | 0.00 | 0.000 |
| Wirfin Obispo, R<br>ERA: 16.2 | (8, 1) | 1.0 | H | 3 | 0 | 0 | 0 | 0 | 0 | 0 | 0 | 0 | 0 | 0 | 3 | 3 | 0.00 | 0.000 |

| PITCHER | | IP | WLS | BF | H | R | ER | SO | BB | IBB | HBP | BLK | WP | HR | S | P | ERA | WHIP |
|---|---|---|---|---|---|---|---|---|---|---|---|---|---|---|---|---|---|---|
| 76 Lay Batista, R<br>ERA: 4.76 | (9, 1) | 1.0 | | 4 | 1 | 0 | 0 | 2 | 0 | 0 | 0 | 0 | 0 | 0 | 8 | 8 | 0.00 | 1.000 |

# BOTTOM

## Tampa Bay Rays @ Atlanta Braves

Champion Stadium, Lake Buena Vista, FL

Fri Mar 14 2014, 1:09 PM - 3:55 PM EDT

Att. 9,786 - Sunny - 80 F

livebaseballscorecards.com

| Batter | 1 | 2 | 3 | 4 | 5 | 6 | 7 | 8 | 9 | AB | R | H | RBI | BB | SO | LOB |
|---|---|---|---|---|---|---|---|---|---|---|---|---|---|---|---|---|
| 22 Jason Heyward, L (1, 9)<br>OBP: 0.405, SLG: 0.618<br>84 Tommy La Stella, L (7, 4)<br>OBP: 0.357, SLG: 0.351 | G3-1 | | F9 | | 1-H 1B | | | 25 BLK 7 HBP 25 1B BB | | 3 0 1 1 0 0 0<br>0 1 0 0 1 0 0 | | | | | | |
| 2 B.J. Upton, R (1, 8)<br>OBP: 0.351, SLG: 0.333<br>7 Tyler Greene, R (7, 5)<br>OBP: 0.296, SLG: 0.174 | 5 CS 1B | | F9 | | K | | | 25 BLK 25 1B 1-2 HBP | | 3 0 1 0 0 1 1<br>0 1 0 0 0 0 0 | | | | | | |
| 5 Freddie Freeman, L (1, 3)<br>OBP: 0.472, SLG: 0.548<br>25 Joey Terdoslavich, S (5, 3)<br>OBP: 0.313, SLG: 0.308 | G4-3 1-2 | | | K | | HR | | 59 HR 1-H 2-H 1B | | 2 0 0 0 0 1 1<br>2 2 2 3 0 0 0 | | | | | | |
| 4 Ryan Doumit, S (1, 10)<br>OBP: 0.303, SLG: 0.333<br>59 Ernesto Mejia, R (8, PH)<br>OBP: 0.382, SLG: 0.548 (9, 10) | | K | | K | | K | | 2-H HR | | 3 0 0 0 0 3 0<br>1 1 1 2 0 0 0 | | | | | | |
| 23 Chris Johnson, R (1, 5)<br>OBP: 0.308, SLG: 0.421<br>13 Jose Constanza, L (7, 7)<br>OBP: 0.406, SLG: 0.433 | | 11 WP 2B | | 1B | | F8 | | 20 G4-3 1B | | 3 0 2 0 0 0 0<br>1 0 1 0 0 0 0 | | | | | | |
| 26 Dan Uggla, R (1, 4)<br>OBP: 0.457, SLG: 0.520<br>20 Todd Cunningham, S (7, 9) | | 11 WP HBP | | K | | P6 | | G4-3 1-2f | | 2 0 0 0 0 1 1<br>1 0 0 0 0 0 1 | | | | | | |
| 19 Andrelton Simmons, R (1, 6)<br>OBP: 0.308, SLG: 0.324<br>67 Elmer Reyes, R (6, 6)<br>OBP: 0.304, SLG: 0.348 | | K | | | P6 | | K | 1B | | 2 0 0 0 0 1 2<br>2 0 1 0 0 1 0 | | | | | | |
| 11 Gerald Laird, R (1, 2)<br>OBP: 0.188, SLG: 0.143<br>58 Christian Bethancourt, R (8, 2)<br>OBP: 0.214, SLG: 0.214 | | K 1-2 2-3 | | | F8 | | F9 | F9 | | 3 0 0 0 0 1 2<br>1 0 0 0 0 0 1 | | | | | | |
| 17 Jordan Schafer, L (1, 7)<br>OBP: 0.263, SLG: 0.343 (7, 8) | | | G3-1 | | 22 S 22 1B BB | | B1-3 | | | 2 1 0 0 1 0 0 | | | | | | |

| | | | | | | | | | | | | | | | | |
|---|---|---|---|---|---|---|---|---|---|---|---|---|---|---|---|---|
| **Inning Stats** | R: 0 E: 0 K: 0 S: 3 | H: 1 LOB: 0 BB: 0 P: 4 | R: 0 E: 0 K: 3 S: 10 | H: 1 LOB: 2 BB: 0 P: 12 | R: 0 E: 0 K: 0 S: 3 | H: 0 LOB: 0 BB: 0 P: 3 | R: 0 E: 0 K: 3 S: 10 | H: 1 LOB: 1 BB: 0 P: 10 | R: 1 E: 0 K: 1 S: 6 | H: 1 LOB: 1 BB: 1 P: 11 | R: 1 E: 0 K: 1 S: 6 | H: 1 LOB: 0 BB: 0 P: 7 | R: 0 E: 0 K: 1 S: 5 | H: 0 LOB: 0 BB: 0 P: 5 | R: 4 E: 0 K: 0 S: 8 | H: 4 LOB: 1 BB: 1 P: 16 |

| | | | | | | | | | | | | | | | |

# Tampa Bay Rays @ Pittsburgh Pirates

McKechnie Field, Bradenton, FL

Sat Mar 15 2014, 1:12 PM - 4:23 PM EDT

Att. 8,080 - Partly Cloudy - 76 F

TOP

livebaseballscorecards.com

| Batter | 1 | 2 | 3 | 4 | 5 | 6 | 7 | 8 | 9 | AB | R | H | RBI | BB | SO | LOB |
|---|---|---|---|---|---|---|---|---|---|---|---|---|---|---|---|---|
| 7 David DeJesus, L (1, 7)<br>OBP: 0.563, SLG: 0.800 | 0-0 8 2B 18 G4-3 1B | 0-0 F8 | | C S S 0-3 K | | X 0-0 G6-3 | | C S S 0-3 K 1-2 | | 3 | 1 | 1 | 0 | 0 | 1 | 2 |
| 64 Ali Solis, R (6, 2)<br>OBP: 0.200, SLG: 0.300 | | | | | | | | | | 2 | 0 | 0 | 0 | 0 | 1 | 1 |
| 8 Desmond Jennings, R (1, 8)<br>OBP: 0.370, SLG: 0.538 | 0-0 18 G4-3 1-3 20 WP 2B | C S S 0-3 K | | | C S S 0-3 K | | | C S S 0-3 K | | 3 | 1 | 1 | 0 | 0 | 2 | 2 |
| 69 Ray Olmedo, S (7, 5)<br>OBP: 0.357, SLG: 0.308 | | | | | | | | | | 1 | 0 | 0 | 0 | 0 | 1 | 0 |
| 18 Ben Zobrist, S (1, 6)<br>OBP: 0.429, SLG: 0.692 | 0-0 G4-3 2-3 3-H | | 0-0 20 E 2B | | S S C 0-3 K | | | B B B B 4-0 68 WP 8 1B 68 1B BB | | 3 | 1 | 1 | 1 | 0 | 1 | 1 |
| 45 Leonardo Reginatto, R (7, 6) | | | | | | | | | | 0 | 1 | 0 | 0 | 1 | 0 | 0 |
| 20 Matt Joyce, L (1, 10)<br>OBP: 0.267, SLG: 0.414 | C S B S 1-3 K 3-H | | 0-0 E9 28 FC5 28 S 2-H 1B | | S C S 0-3 K | | | 0-0 68 WP 68 1B 1-2 1B | | 3 | 0 | 1 | 0 | 0 | 2 | 0 |
| 8 Luke Bailey, R (8, PH) (8, 10)<br>OBP: 1.000, SLG: 1.000 | | | | | | | | | | 1 | 1 | 1 | 0 | 0 | 0 | 0 |
| 9 Wil Myers, R (1, 9)<br>OBP: 0.154, SLG: 0.154 | 0-0 G4-3 | | C B B F S 2-3 K | | | 0-0 E5 15 G4-5-3 | | B X 1-0 1-H 2-H 1B | | 1 | 0 | 0 | 0 | 0 | 0 | 0 |
| 68 Jerry Sands, R (3, PH) (3, 9) (7, 3)<br>OBP: 0.429, SLG: 0.885 | | | | | | | | | | 3 | 0 | 1 | 2 | 0 | 1 | 1 |
| 15 Wilson Betemit, S (1, 3)<br>OBP: 0.200, SLG: 0.083 | | B B B B 4-0 61 2B 61 E BB | S C S 0-3 K | | | X 0-0 1 2 G4-5-3 1-2f | | X 0-0 F9 | | 2 | 1 | 0 | 0 | 1 | 1 | 2 |
| 16 James Harris, R (7, 8) | | | | | | | | | | 1 | 0 | 0 | 0 | 0 | 0 | 1 |
| 28 José Molina, R (1, 2)<br>OBP: 0.333, SLG: 0.313 | X 0-0 1 P4 | C X 0-1 FC5 1-3 | | | | X 0-0 F9 | | X 0-0 G5-3 | | 3 | 0 | 0 | 0 | 0 | 0 | 2 |
| 34 Willie Argo, R (6, 7) | | | | | | | | | | 1 | 0 | 0 | 0 | 0 | 0 | 1 |
| 61 Cole Figueroa, L (1, 4)<br>OBP: 0.222, SLG: 0.240 | X 0-0 E8 1-H 2B | | X 0-0 G4-3 | | X 0-0 G4-1 | | X 0-0 64 CS 1B | | | 3 | 0 | 1 | 0 | 0 | 0 | 0 |
| 11 Johnny Eierman, R (7, 9)<br>OBP: 1.000, SLG: 1.000 | | | | | | | | | | 1 | 0 | 1 | 0 | 0 | 0 | 0 |
| 16 Jayson Nix, R (1, 5)<br>OBP: 0.346, SLG: 0.318 | B B B 4-0 BB | | C S C 0-3 K | | X 0-0 G5-3 | | C S S 0-3 K | | | 2 | 0 | 0 | 0 | 1 | 1 | 0 |
| 59 Thomas Coyle, L (7, 4) | | | | | | | | | | 1 | 0 | 0 | 0 | 0 | 1 | 1 |
| Inning Stats | R: 2 E: 0 K: 1 S: 7 H: 2 LOB: 0 BB: 0 P: 8 | R: 1 E: 1 K: 1 S: 6 H: 1 LOB: 2 BB: 2 P: 14 | R: 1 E: 1 K: 2 S: 10 H: 2 LOB: 1 BB: 0 P: 12 | R: 0 E: 0 K: 2 S: 7 H: 0 LOB: 0 BB: 0 P: 7 | R: 0 E: 0 K: 3 S: 9 H: 0 LOB: 0 BB: 0 P: 9 | R: 0 E: 1 K: 0 S: 3 H: 0 LOB: 0 BB: 0 P: 3 | R: 0 E: 0 K: 0 S: 3 H: 0 LOB: 0 BB: 0 P: 3 | R: 2 E: 0 K: 1 S: 7 H: 2 LOB: 1 BB: 1 P: 12 | R: 0 E: 0 K: 2 S: 7 H: 1 LOB: 0 BB: 0 P: 7 | 1B: 5 2B: 3 3B: 0 HR: 0 SF: 0 SAC: 0 DP: 1 HBP: 0 | | | | | | |

| | AB | 34 |
|---|---|---|
| | R | 6 |
| | H | 8 |
| | RBI | 3 |
| | BB | 3 |
| | SO | 12 |
| | LOB | 14 |

WP: 2 PB: 0 SB: 1 CS: 1 PA: 37

| PITCHER | | IP | WLS | BF | H | R | ER | SO | BB | IBB | HBP | BLK | WP | HR | S | P | ERA | WHIP |
|---|---|---|---|---|---|---|---|---|---|---|---|---|---|---|---|---|---|---|
| 36 Edinson Volquez, R<br>ERA: 11.0 | (1, 1) | 3.1 | L | 17 | 5 | 4 | 2 | 4 | 2 | 0 | 0 | 0 | 1 | 0 | 24 | 35 | 5.40 | 2.100 |
| 47 Brandon Mann, L<br>ERA: 3.0 | (4, 1) | 0.2 | | 2 | 0 | 0 | 0 | 2 | 0 | 0 | 0 | 0 | 0 | 0 | 6 | 6 | 0.00 | 0.000 |
| 32 Vin Mazzaro, R<br>ERA: 2.57 | (5, 1) | 2.0 | | 6 | 0 | 0 | 0 | 3 | 0 | 0 | 0 | 0 | 0 | 0 | 12 | 12 | 0.00 | 0.000 |
| 48 Jared Hughes, R<br>ERA: 5.14 | (7, 1) | 2.0 | | 9 | 2 | 2 | 2 | 1 | 1 | 0 | 0 | 0 | 1 | 0 | 10 | 15 | 9.00 | 1.500 |
| 43 Daniel Schlereth, L<br>ERA: | (9, 1) | 1.0 | | 3 | 1 | 0 | 0 | 2 | 0 | 0 | 0 | 0 | 0 | 0 | 7 | 7 | 0.00 | 1.000 |

| PITCHER | | IP | WLS | BF | H | R | ER | SO | BB | IBB | HBP | BLK | WP | HR | S | P | ERA | WHIP |
|---|---|---|---|---|---|---|---|---|---|---|---|---|---|---|---|---|---|---|

| Batter | 1 | 2 | 3 | 4 | 5 | 6 | 7 | 8 | 9 | AB | R | H | RBI | BB | SO | LOB |
|---|---|---|---|---|---|---|---|---|---|---|---|---|---|---|---|---|
| 25 Chris Dickerson, L (1, 8)<br>OBP: 0.464, SLG: 0.458 | CSS 0-3 K | x 0-0 G6-3 | | | x 0-0 B3 2-3 | | 1 SAFE x 0-0 F8 1-2 | | | 3 | 0 | 0 | 0 | 0 | 1 | 2 |
| 15 Chase d'Arnaud, R (7, 8)<br>OBP: 0.364, SLG: 0.727 | | | | | | | | | | 1 | 0 | 0 | 0 | 0 | 0 | 1 |
| 55 Russell Martin, R (1, 2)<br>OBP: 0.458, SLG: 1.000 | x 0-0 G4-3 | | CSS 0-3 K | | x 0-0 G6-3 3-H | | | SSC 0-3 K | | 3 | 0 | 0 | 1 | 0 | 1 | 0 |
| Carlos Paulino, R (6, 2)<br>OBP: 0.333, SLG: 0.333 | | | | | | | | | | 1 | 0 | 0 | 0 | 0 | 1 | 0 |
| 23 Travis Snider, L (1, 9)<br>OBP: 0.333, SLG: 0.538 | BBBB 4-0 24 BB BB | | x 0-0 G6-3 | | x 0-0 G6-3 | | | x 0-0 L6 | | 2 | 0 | 0 | 0 | 1 | 0 | 0 |
| 14 Jaff Decker, L (7, 9)<br>OBP: 0.185, SLG: 0.269 | | | | | | | | | | 1 | 0 | 0 | 0 | 0 | 0 | 0 |
| 24 Pedro Alvarez, L (1, 5)<br>OBP: 0.382, SLG: 0.567 | BBBB 4-0 1-2 BB | | x 0-0 G1-3 | | | x 0-0 26 G5-3 31 WP 1B | | x 0-0 1B | | 2 | 0 | 1 | 0 | 1 | 0 | 0 |
| 5 Josh Harrison, R (6, PR) (7, 5)<br>OBP: 0.391, SLG: 0.682 | | | | | | | | | | 1 | 1 | 1 | 0 | 0 | 0 | 0 |
| 17 Gaby Sanchez, R (1, 3)<br>OBP: 0.474, SLG: 0.563 | x 0-0 F8 | | | x 0-0 G5-3 | | SCS 0-3 K | | x 0-0 P6 | | 3 | 0 | 0 | 0 | 0 | 1 | 3 |
| 69 Chris McGuiness, L (7, 3)<br>OBP: 0.308, SLG: 0.333 | | | | | | | | | | 1 | 0 | 0 | 0 | 0 | 0 | 1 |
| 3 Travis Ishikawa, L (1, 10)<br>OBP: 0.385, SLG: 0.500 | | x 0-0 31 G4-3 59 2B 1B | | BBBB 4-0 BB | | x 0-0 G5-3 1-2 | | | x 0-0 G5-3 | 1 | 1 | 1 | 0 | 1 | 0 | 0 |
| 26 Tony Sanchez, R (6, PH) (7, 10)<br>OBP: 0.346, SLG: 0.583 | | | | | | | | | | 2 | 0 | 0 | 0 | 0 | 0 | 1 |
| 31 Jose Tabata, R (1, 7)<br>OBP: 0.120, SLG: 0.120 | | x 0-0 G4-3 1-2 | | x 0-0 F8 | | BB x 2-0 F8 2-H | | | x 0-0 G4-3 | 3 | 0 | 0 | 0 | 0 | 0 | 3 |
| 95 Junior Sosa, L (7, 7) | | | | | | | | | | 1 | 0 | 0 | 0 | 0 | 0 | 0 |
| 59 Robert Andino, R (1, 6)<br>OBP: 0.222, SLG: 0.269 | | x 0-0 2-H 2B | | x 0-0 F9 | | | x 0-0 G3 | | x 0-0 G5-3 | 3 | 0 | 1 | 1 | 0 | 0 | 1 |
| 2 Gift Ngoepe, R (8, 6) | | | | | | | | | | 1 | 0 | 0 | 0 | 0 | 0 | 0 |
| 70 Michael Martinez, S (1, 4)<br>OBP: 0.458, SLG: 0.522 | | x 0-0 L4 | | | x 0-0 25 B3 55 G6-3 2B | | x 0-0 15 CS 1B | | | 3 | 1 | 2 | 0 | 0 | 0 | 1 |
| 5 Jarek Cunningham, R (8, 4) | | | | | | | | | | 0 | 0 | 0 | 0 | 0 | 0 | 0 |
| Inning Stats | R: 0 H: 0<br>E: 0 LOB: 2<br>K: 1 BB: 2<br>S: 5 P: 13 | R: 1 H: 2<br>E: 0 LOB: 1<br>K: 0 BB: 0<br>S: 5 P: 5 | R: 0 H: 0<br>E: 0 LOB: 0<br>K: 1 BB: 0<br>S: 5 P: 5 | R: 0 H: 0<br>E: 0 LOB: 1<br>K: 0 BB: 1<br>S: 3 P: 7 | R: 1 H: 1<br>E: 0 LOB: 0<br>K: 0 BB: 0<br>S: 4 P: 4 | R: 1 H: 1<br>E: 0 LOB: 1<br>K: 1 BB: 0<br>S: 6 P: 8 | R: 0 H: 1<br>E: 0 LOB: 0<br>K: 0 BB: 0<br>S: 3 P: 3 | R: 0 H: 1<br>E: 0 LOB: 1<br>K: 1 BB: 0<br>S: 6 P: 6 | R: 0 H: 0<br>E: 0 LOB: 0<br>K: 0 BB: 0<br>S: 3 P: 3 | 1B: 4 SF: 0<br>2B: 2 SAC: 0<br>3B: 0 DP: 0<br>HR: 0 HBP: 0 | | | | | | |

| PITCHER | IP | WLS | BF | H | R | ER | SO | BB | IBB | HBP | BLK | WP | HR | S | P | ERA | WHIP |
|---|---|---|---|---|---|---|---|---|---|---|---|---|---|---|---|---|---|
| 23 Jake Odorizzi, R (1, 1)<br>ERA: 2.25 | 3.2 | W | 16 | 2 | 1 | 1 | 2 | 3 | 0 | 0 | 0 | 0 | 0 | 17 | 29 | 2.46 | 1.364 |
| 27 Cesár Ramos, L (4, 1)<br>ERA: 4.0 | 5.1 | S | 19 | 4 | 2 | 2 | 2 | 0 | 0 | 0 | 0 | 1 | 0 | 23 | 25 | 3.38 | 0.750 |

| PITCHER | IP | WLS | BF | H | R | ER | SO | BB | IBB | HBP | BLK | WP | HR | S | P | ERA | WHIP |
|---|---|---|---|---|---|---|---|---|---|---|---|---|---|---|---|---|---|

# BOTTOM

## Tampa Bay Rays @ Pittsburgh Pirates

McKechnie Field, Bradenton, FL

Sat Mar 15 2014, 1:12 PM - 4:23 PM EDT

Att. 8,080 - Partly Cloudy - 76 F

livebaseballscorecards.com

| | |
|---|---|
| AB | 32 |
| R | 3 |
| H | 6 |
| RBI | 2 |
| BB | 3 |
| SO | 4 |
| LOB | 13 |

1B: 4 SF: 0
2B: 2 SAC: 0
3B: 0 DP: 0
HR: 0 HBP: 0

WP: 2 PA: 35
PB: 0
SB: 0
CS: 1

# Toronto Blue Jays @ Tampa Bay Rays

Charlotte Sports Park, Port Charlotte, FL

Sat Mar 15 2014, 1:07 PM - 3:33 PM EDT

Att. 5,469 - Sunny - 76 F

livebaseballscorecards.com

| Batter | 1 | 2 | 3 | 4 | 5 | 6 | 7 | 8 | 9 | AB | R | H | RBI | BB | SO | LOB |
|---|---|---|---|---|---|---|---|---|---|---|---|---|---|---|---|---|
| 3 Maicer Izturis, S (1, 4)<br>OBP: 0.292, SLG: 0.261<br>(6, 6)<br>72 Kevin Nolan, R (8, 6) | F9 | | 14 G6-4-3 1B | | F8 | | | G4-1 | | 4<br>0 | 0<br>0 | 1<br>0 | 0<br>0 | 0<br>0 | 0<br>0 | 0<br>0 |
| 13 Brett Lawrie, R (1, 5)<br>OBP: 0.345, SLG: 0.370<br>38 Jared Goedert, R (8, PR)<br>OBP: 0.250, SLG: 0.167<br>(8, 5) | F7 | | F9 | | G1-3 | | | BB | | 3<br>0 | 0<br>0 | 0<br>0 | 0<br>0 | 1<br>0 | 0<br>0 | 1<br>0 |
| 14 Moisés Sierra, R (1, 9)<br>OBP: 0.333, SLG: 0.379<br>(7, 3) | G6-3 | | G6-4-3<br>1-2f | | | P3 | | K | | 4 | 0 | 0 | 0 | 0 | 1 | 2 |
| 28 Colby Rasmus, L (1, 8)<br>OBP: 0.286, SLG: 0.429<br>81 Matt Newman, L (7, 7) | | F8 | | 68 2B<br>11 G4-3 1B | | K | | | K | 3<br>1 | 1<br>0 | 1<br>0 | 0<br>0 | 0<br>0 | 1<br>1 | 0<br>0 |
| 68 Brad Glenn, R (1, 10)<br>OBP: 0.667, SLG: 1.400 | | 11 3B 1B | | 11 G4-3<br>1-3 2B | | K | | | K | 4 | 1 | 2 | 0 | 0 | 2 | 0 |
| 11 Kevin Pillar, R (1, 7)<br>OBP: 0.214, SLG: 0.296<br>(7, 9) | | 1-H 16 WP 3B | | G4-3<br>2-3<br>3-H | | | K | | K | 4 | 1 | 1 | 2 | 0 | 2 | 1 |
| 16 Dan Johnson, L (1, 3)<br>OBP: 0.292, SLG: 0.727<br>8 Anthony Gose, L (7, 8)<br>OBP: 0.296, SLG: 0.333 | | 17 FC4<br>3-H 1B | | K | | | F8 | | | 3<br>0 | 0<br>0 | 1<br>0 | 0<br>0 | 0<br>0 | 1<br>0 | 1<br>0 |
| 22 Josh Thole, L (1, 2)<br>OBP: 0.176, SLG: 0.176<br>Derrick Chung, R (7, 2)<br>OBP: 0.667, SLG: 0.667 | K | | | G4-3 | | | F8 | | | 3<br>0 | 0<br>0 | 0<br>0 | 0<br>0 | 0<br>0 | 1<br>0 | 2<br>0 |
| 17 Ryan Goins, L (1, 6)<br>OBP: 0.237, SLG: 0.171<br>(6, 4)<br>66 Munenori Kawasaki, L (8, 4)<br>OBP: 0.308, SLG: 0.250 | FC4<br>1-2f | | | | G4-3 | | | F7 | | 3<br>0 | 0<br>0 | 0<br>0 | 0<br>0 | 0<br>0 | 0<br>0 | 1<br>0 |
| Inning Stats | R: 0 H: 0<br>E: 0 LOB: 0<br>K: 0 BB: 0<br>S: 3 P: 3 | R: 2 H: 3<br>E: 0 LOB: 1<br>K: 1 BB: 0<br>S: 8 P: 9 | R: 0 H: 1<br>E: 0 LOB: 0<br>K: 0 BB: 0<br>S: 3 P: 3 | R: 1 H: 2<br>E: 0 LOB: 1<br>K: 1 BB: 0<br>S: 7 P: 7 | R: 0 H: 0<br>E: 0 LOB: 0<br>K: 0 BB: 0<br>S: 3 P: 3 | R: 0 H: 0<br>E: 0 LOB: 0<br>K: 2 BB: 0<br>S: 7 P: 7 | R: 0 H: 0<br>E: 0 LOB: 0<br>K: 1 BB: 0<br>S: 5 P: 5 | R: 0 H: 0<br>E: 0 LOB: 1<br>K: 1 BB: 1<br>S: 5 P: 9 | R: 0 H: 0<br>E: 0 LOB: 0<br>K: 3 BB: 0<br>S: 9 P: 9 | 1B: 4<br>2B: 1<br>3B: 1<br>HR: 0 | SF: 0<br>SAC: 0<br>DP: 1<br>HBP: 0 | | | | | | |

## TOP

| | |
|---|---|
| AB | 32 |
| R | 3 |
| H | 6 |
| RBI | 2 |
| BB | 1 |
| SO | 9 |
| LOB | 8 |

WP: 1 PA: 33
PB: 0
SB: 0
CS: 0

| PITCHER | | IP | WLS | BF | H | R | ER | SO | BB | IBB | HBP | BLK | WP | HR | S | P | ERA | WHIP |
|---|---|---|---|---|---|---|---|---|---|---|---|---|---|---|---|---|---|---|
| 40 Erik Bedard, L<br>ERA: 7.15 | (1, 1) | 4.1 | W | 18 | 6 | 3 | 3 | 2 | 0 | 0 | 0 | 0 | 1 | 0 | 22 | 23 | 6.23 | 1.385 |
| 47 Brandon Gomes, R<br>ERA: | (5, 1) | 1.2 | H | 5 | 0 | 0 | 0 | 2 | 0 | 0 | 0 | 0 | 0 | 0 | 9 | 9 | 0.00 | 0.000 |
| 50 Grant Balfour, R<br>ERA: 13.5 | (7, 1) | 1.0 | H | 3 | 0 | 0 | 0 | 1 | 0 | 0 | 0 | 0 | 0 | 0 | 5 | 5 | 0.00 | 0.000 |
| 62 Joel Peralta, R<br>ERA: 2.45 | (8, 1) | 1.0 | H | 4 | 0 | 0 | 0 | 1 | 1 | 0 | 0 | 0 | 0 | 0 | 5 | 9 | 0.00 | 1.000 |
| 26 Brad Boxberger, R<br>ERA: 1.8 | (9, 1) | 1.0 | S | 3 | 0 | 0 | 0 | 3 | 0 | 0 | 0 | 0 | 0 | 0 | 9 | 9 | 0.00 | 0.000 |

| PITCHER | IP | WLS | BF | H | R | ER | SO | BB | IBB | HBP | BLK | WP | HR | S | P | ERA | WHIP |
|---|---|---|---|---|---|---|---|---|---|---|---|---|---|---|---|---|---|

# Toronto Blue Jays @ Tampa Bay Rays

Charlotte Sports Park, Port Charlotte, FL

Sat Mar 15 2014, 1:07 PM - 3:33 PM EDT

Att. 5,469 - Sunny - 76 F

BOTTOM

livebaseballscorecards.com

| Batter | 1 | 2 | 3 | 4 | 5 | 6 | 7 | 8 | 9 | AB | R | H | RBI | BB | SO | LOB |
|---|---|---|---|---|---|---|---|---|---|---|---|---|---|---|---|---|
| 11 Yunel Escobar, R (1, 6)<br>OBP: 0.500, SLG: 0.600 | F7 | F8 | | E8<br>21 G4-3<br>3 1B<br>1B | | G4-3 | | | | 3 | 1 | 1 | 0 | 0 | 0 | 0 |
| 23 Cameron Seitzer, L (5, 3)<br>OBP: 0.400, SLG: 1.600 | | | | | | | | | | 1 | 0 | 0 | 0 | 0 | 0 | 0 |
| 21 James Loney, L (1, 3)<br>OBP: 0.409, SLG: 0.556 | F8 | 11 BB<br>3 1B<br>1B | | G4-3<br>2-3 | | G3-1 | | | | 3 | 0 | 1 | 0 | 0 | 0 | 1 |
| Robby Price, L (5, 4) | | | | | | | | | | 1 | 0 | 0 | 0 | 0 | 0 | 0 |
| 3 Evan Longoria, R (1, 5)<br>OBP: 0.391, SLG: 0.636 | F9 | 11 BB<br>1-2<br>1B | | 3-H<br>1B | | | P2 | | | 3 | 0 | 2 | 1 | 0 | 0 | 0 |
| 72 Eddy Rodriguez, R (6, 2) | | | | | | | | | | 1 | 0 | 0 | 0 | 0 | 0 | 0 |
| 11 Logan Forsythe, R (1, 4)<br>OBP: 0.292, SLG: 0.286 | 5 1B 24 1B<br>71 SF7<br>BB | | | F9 | | | G6-3 | | | 2 | 1 | 0 | 0 | 2 | 0 | 1 |
| (5, 6) | | | | | | | | | | | | | | | | |
| 51 Hector Guevara, R (8, 6) | 1-2<br>2-3<br>BB | | | | | | | | | 0 | 0 | 0 | 0 | 0 | 0 | 0 |
| 24 Ryan Hanigan, R (1, 2)<br>OBP: 0.350, SLG: 0.368 | 73 BB<br>5 1B<br>1-2<br>HR<br>1B | | | | 71 BB<br>1B | | S S S<br>K | | | 3 | 1 | 2 | 0 | 0 | 0 | 3 |
| Riccio Torrez, R (5, PR) | F9 | | | | | | | | | 1 | 0 | 0 | 0 | 0 | 1 | 0 |
| (6, 5) | | | | | | | | | | | | | | | | |
| 5 Brandon Guyer, R (1, 8)<br>OBP: 0.360, SLG: 0.435 | 73 BB<br>1-2<br>2-3<br>HR<br>1B | G6-3 | | F8 | | | | 7.1 G5-4-3<br>1B | | 4 | 1 | 2 | 0 | 0 | 0 | 1 |
| 60 Joey Rickard, R (8, PR) | | | | | | | | | | 0 | 0 | 0 | 0 | 0 | 0 | 0 |
| (9, 8) | | | | | | | | | | | | | | | | |
| 71 Justin Christian, R (1, 7)<br>OBP: 0.217, SLG: 0.200 | SF7<br>3-H | F8 | | B B B<br>73 G4-6-3<br>1-2<br>BB | | | | G5-4-3<br>1-2f | | 2 | 0 | 0 | 1 | 1 | 0 | 1 |
| 61 Marty Gantt, R (9, 9) | | | | | | | | | | 0 | 0 | 0 | 0 | 0 | 0 | 0 |
| 73 Jeremy Moore, L (1, 10)<br>OBP: 0.345, SLG: 0.741 | B B B B<br>1-2<br>2-3<br>HR<br>BB | G4-3 | | G4-6-3<br>1-2f | | | | B B B B<br>BB | | 2 | 1 | 0 | 0 | 2 | 0 | 2 |
| Mikie Mahtook, R (1, 9)<br>OBP: 0.208, SLG: 0.304 | C B S X<br>1-H<br>2-H<br>3-H<br>HR | | | G3 | | G6-3 | | P5 | | 4 | 1 | 1 | 4 | 0 | 0 | 1 |
| 58 Ariel Soriano, R (9, 7) | | | | | | | | | | 0 | 0 | 0 | 0 | 0 | 0 | 0 |
| Inning Stats | R: 0 E: 0 K: 0 S: 3 H: 0 LOB: 0 BB: 0 P: 3 | R: 5 E: 0 K: 0 S: 10 H: 5 LOB: 3 BB: 3 P: 23 | R: 0 E: 0 K: 0 S: 3 H: 0 LOB: 0 BB: 0 P: 3 | R: 1 E: 1 K: 0 S: 5 H: 2 LOB: 1 BB: 0 P: 5 | R: 0 E: 0 K: 0 S: 3 H: 1 LOB: 2 BB: 1 P: 7 | R: 0 E: 0 K: 0 S: 3 H: 0 LOB: 0 BB: 0 P: 3 | R: 0 E: 0 K: 1 S: 5 H: 0 LOB: 0 BB: 0 P: 5 | R: 0 E: 0 K: 0 S: 3 H: 1 LOB: 1 BB: 1 P: 7 | | 1B: 8 2B: 0 3B: 0 HR: 1 | SF: 1 SAC: 0 DP: 2 HBP: 0 | | | | | | |

| | AB | 30 |
|---|---|---|
| | R | 6 |
| | H | 9 |
| | RBI | 6 |
| | BB | 5 |
| | SO | 1 |
| | LOB | 10 |

WP: 0 PB: 0 SB: 0 CS: 0 PA: 36

| PITCHER | | IP | WLS | BF | H | R | ER | SO | BB | IBB | HBP | BLK | WP | HR | S | P | ERA | WHIP |
|---|---|---|---|---|---|---|---|---|---|---|---|---|---|---|---|---|---|---|
| 35 Sean Nolin, L<br>ERA: 11.81 | (1, 1) | 1.2 | L | 13 | 5 | 5 | 5 | 0 | 3 | 0 | 0 | 0 | 0 | 1 | 12 | 25 | 27.00 | 4.800 |
| 64 Chad Jenkins, R<br>ERA: 4.05 | (2, 1) | 2.1 | | 9 | 2 | 1 | 1 | 0 | 0 | 0 | 0 | 0 | 0 | 0 | 9 | 9 | 3.86 | 0.857 |
| 52 John Stilson, R<br>ERA: | (5, 1) | 2.0 | | 7 | 1 | 0 | 0 | 0 | 1 | 0 | 0 | 0 | 0 | 0 | 6 | 10 | 0.00 | 1.000 |
| Marcus Walden, R<br>ERA: | (7, 1) | 2.0 | | 7 | 1 | 0 | 0 | 1 | 1 | 0 | 0 | 0 | 0 | 0 | 8 | 12 | 0.00 | 1.000 |

| PITCHER | IP | WLS | BF | H | R | ER | SO | BB | IBB | HBP | BLK | WP | HR | S | P | ERA | WHIP |
|---|---|---|---|---|---|---|---|---|---|---|---|---|---|---|---|---|---|

# Boston Red Sox @ Tampa Bay Rays

Charlotte Sports Park, Port Charlotte, FL

Sun Mar 16 2014, 1:09 PM - 4:08 PM EDT

Att. 7,852 - Sunny - 79 F

TOP

livebaseballscorecards.com

| Batter | 1 | 2 | 3 | 4 | 5 | 6 | 7 | 8 | 9 | AB | R | H | RBI | BB | SO | LOB |
|---|---|---|---|---|---|---|---|---|---|---|---|---|---|---|---|---|
| 25 Jackie Bradley Jr., L (1, 8)<br>OBP: 0.270, SLG: 0.303<br>30 Henry Ramos, S (8, 7) | B H<br>2-0<br>3 CS<br>HBP | | X 0-0 ③<br>FC4-6<br>1-2f | | | X 0-0<br>2B | | S S S 0-3 ①<br>K | | 3 0 1 0 0 1 1<br>0 0 0 0 0 0 0 | | | | | | |
| 3 David Ross, R (1, 2)<br>OBP: 0.143, SLG: 0.077<br>61 Dan Butler, R (7, 2)<br>OBP: 0.273, SLG: 0.111 | B 1 SAFE X<br>1-0 ① ②<br>G3-1<br>1-2 | | | X 0-0 ①<br>F8 | | X 0-0 ③<br>F8 | | X 0-0 ②<br>F7 | | 3 0 0 0 0 0 2<br>1 0 0 0 0 0 0 | | | | | | |
| 37 Mike Carp, L (1, 7)<br>OBP: 0.267, SLG: 0.607<br>48 Mike McCoy, R (7, PR)<br>OBP: 0.188, SLG: 0.133<br>(7, 7)<br>(8, 8) | C C C<br>0-3 ③<br>K | | | S S S 0-3 ②<br>K | | | X 0-0<br>72 BB<br>20 1B<br>1B | S S S 0-3 ③<br>K | | 3 0 1 0 0 2 0<br>1 1 0 0 0 1 0 | | | | | | |
| 12 Mike Napoli, R (1, 3)<br>OBP: 0.259, SLG: 0.462<br>20 David Chester, R (7, 3) | | X 0-0 ①<br>F9 | | X 0-0 ③<br>L7 | | | S S S 0-3 ①<br>K | | S S S 0-3 ①<br>K | 3 0 0 0 0 1 1<br>1 0 0 0 0 1 0 | | | | | | |
| 16 Will Middlebrooks, R (1, 5)<br>OBP: 0.333, SLG: 0.577<br>74 Deven Marrero, R (3, 6)<br>OBP: 0.462, SLG: 0.571 | | S S S 0-3 ②<br>K | | | S S S 0-3 ①<br>K2-3 | | S S S 0-3 ②<br>K | | B C X 1-1<br>HR | 1 0 0 0 0 1 0<br>3 1 1 1 0 2 1 | | | | | | |
| 72 Corey Brown, L (1, 9)<br>OBP: 0.412, SLG: 0.667<br>81 Peter Hissey, L (7, 9) | | C C C 0-3 ③<br>K | | | X 0-0 ②<br>G4-3 | | B B B B 4-0<br>20 1B<br>26 2B<br>1-2<br>BB | | S S S 0-3 ②<br>K | 2 1 0 0 1 1 0<br>1 0 0 0 0 1 0 | | | | | | |
| 20 Ryan Lavarnway, R (1, 10)<br>OBP: 0.393, SLG: 0.480<br>76 Justin Henry, L (9, PR) | | | X 0-0 ①<br>G6-3 | | X 0-0 ③<br>F8 | | X 0-0<br>26 2B<br>1-3<br>2-H<br>1B | | X 0-0<br>16 2B<br>2B | 4 0 2 1 0 0 0<br>0 1 0 0 0 0 0 | | | | | | |
| 26 Brock Holt, L (1, 4)<br>OBP: 0.292, SLG: 0.542<br>16 Sean Coyle, R (7, 4)<br>OBP: 1.000, SLG: 2.000 | | | X 0-0 ②<br>G4-3 | | | X 0-0 ①<br>G3-1 | X 0-0<br>1-3<br>3-H<br>2B | | X 0-0<br>2-H<br>2B | 3 0 1 1 0 0 0<br>1 0 1 1 0 0 0 | | | | | | |
| 10 Jonathan Herrera, S (1, 6)<br>OBP: 0.231, SLG: 0.280<br>(3, 5)<br>76 Ryan Dent, R (7, 5) | | | X 0-0<br>25<br>FC4-6<br>1B | | | X 0-0 ②<br>L5 | X 0-0 ③<br>G6-3 | | X 0-0 ③<br>G3-1 | 3 0 1 0 0 0 3<br>1 0 0 0 0 0 1 | | | | | | |
| Inning Stats | R: 0 H: 0<br>E: 0 LOB: 0<br>K: 1 BB: 0<br>S: 4 P: 7 | R: 0 H: 0<br>E: 0 LOB: 0<br>K: 2 BB: 0<br>S: 7 P: 7 | R: 0 H: 1<br>E: 0 LOB: 1<br>K: 0 BB: 0<br>S: 4 P: 4 | R: 0 H: 0<br>E: 0 LOB: 0<br>K: 1 BB: 0<br>S: 5 P: 5 | R: 0 H: 0<br>E: 0 LOB: 0<br>K: 1 BB: 0<br>S: 5 P: 5 | R: 0 H: 1<br>E: 0 LOB: 1<br>K: 0 BB: 0<br>S: 4 P: 4 | R: 2 H: 3<br>E: 0 LOB: 3<br>K: 2 BB: 1<br>S: 10 P: 14 | R: 0 H: 0<br>E: 0 LOB: 0<br>K: 2 BB: 0<br>S: 7 P: 7 | R: 2 H: 3<br>E: 0 LOB: 1<br>K: 2 BB: 0<br>S: 11 P: 12 | 1B: 3 SF: 0<br>2B: 4 SAC: 0<br>3B: 0 DP: 0<br>HR: 1 HBP: 1 | | | | | | |

| | AB | 34 |
|---|---|---|
| | R | 4 |
| | H | 8 |
| | RBI | 4 |
| | BB | 1 |
| | SO | 11 |
| | LOB | 9 |

WP: 0 PB: 0 SB: 0 CS: 1 PA: 36

| PITCHER | | IP | WLS | BF | H | R | ER | SO | BB | IBB | HBP | BLK | WP | HR | S | P | ERA | WHIP |
|---|---|---|---|---|---|---|---|---|---|---|---|---|---|---|---|---|---|---|
| 14 David Price, L<br>ERA: 2.7 | (1, 1) | 6.2 | W | 24 | 3 | 2 | 2 | 7 | 1 | 0 | 1 | 0 | 0 | 0 | 36 | 43 | 2.70 | 0.600 |
| 13 Heath Bell, R<br>ERA: 4.5 | (7, 1) | 0.1 | | 3 | 2 | 0 | 0 | 0 | 0 | 0 | 0 | 0 | 0 | 0 | 3 | 3 | 0.00 | 6.000 |
| 35 Mark Lowe, R<br>ERA: 1.5 | (8, 1) | 1.0 | | 3 | 0 | 0 | 0 | 2 | 0 | 0 | 0 | 0 | 0 | 0 | 7 | 7 | 0.00 | 0.000 |
| 83 Juan Sandoval, R<br>ERA: 3.38 | (9, 1) | 1.0 | | 6 | 3 | 2 | 2 | 2 | 0 | 0 | 0 | 0 | 0 | 1 | 11 | 12 | 18.00 | 3.000 |

| PITCHER | | IP | WLS | BF | H | R | ER | SO | BB | IBB | HBP | BLK | WP | HR | S | P | ERA | WHIP |
|---|---|---|---|---|---|---|---|---|---|---|---|---|---|---|---|---|---|---|

# BOTTOM

## Boston Red Sox @ Tampa Bay Rays

Charlotte Sports Park, Port Charlotte, FL

Sun Mar 16 2014, 1:09 PM - 4:08 PM EDT

Att. 7,852 - Sunny - 79 F

| Batter | 1 | 2 | 3 | 4 | 5 | 6 | 7 | 8 | 9 | AB | R | H | RBI | BB | SO | LOB |
|---|---|---|---|---|---|---|---|---|---|---|---|---|---|---|---|---|
| 7 David DeJesus, L (1, 8)<br>OBP: 0.579, SLG: 0.833<br>71 Justin Christian, R (6, PR)<br>OBP: 0.208, SLG: 0.190 (7, 7) | G6-3 | | SH1-3<br>1-2 | | 18 1B; 21 2B; 1B<br>1-2 | 21 1B; 2B<br>1-3<br>2-H | | P4 | | 3<br>1 | 1<br>1 | 2<br>0 | 1<br>0 | 0<br>0 | 0<br>0 | 0<br>0 |
| 18 Ben Zobrist, S (1, 4)<br>OBP: 0.500, SLG: 0.750<br>16 Jayson Nix, R (7, 6)<br>OBP: 0.333, SLG: 0.304 | 21 1B; 2B | | BBBB<br>21 PB; 3 E; BB | | 21 2B; 1B<br>1-3<br>2-H | L4 | | F7 | | 3<br>1 | 2<br>0 | 2<br>0 | 1<br>0 | 1<br>0 | 0<br>0 | 2<br>0 |
| 3 Evan Longoria, R (1, 5)<br>OBP: 0.370, SLG: 0.560<br>69 Ray Olmedo, S (6, PR)<br>OBP: 0.357, SLG: 0.308 (7, 4) | CCC<br>K | | FC5; 21 PB<br>1-2<br>2-3 | | F9 | BBBB<br>21 1B; BB | | | | 3<br>0 | 0<br>0 | 0<br>0 | 0<br>0 | 1<br>0 | 1<br>0 | 5<br>0 |
| 21 James Loney, L (1, 3)<br>OBP: 0.462, SLG: 0.636<br>61 Cole Figueroa, L (6, PR)<br>OBP: 0.222, SLG: 0.240 (7, 5) | 11 1B; 1B<br>2-H | | BCCC<br>K<br>1-2<br>2-3<br>3-H | | 11 WP; 2B<br>1-H<br>3-H | 1B<br>1-3<br>2-H<br>3-H | | | | 4<br>0 | 0<br>0 | 3<br>0 | 5<br>0 | 0<br>0 | 1<br>0 | 2<br>0 |
| 11 Yunel Escobar, R (1, 6)<br>OBP: 0.462, SLG: 0.542<br>64 Ali Solis, R (7, 2)<br>OBP: 0.200, SLG: 0.300 | 1B<br>1-3 | | G5-3 | | BSSS<br>K<br>2-3 | SSS<br>K2-3 | | | | 4<br>0 | 0<br>0 | 1<br>0 | 0<br>0 | 0<br>0 | 2<br>0 | 6<br>0 |
| 20 Matt Joyce, L (1, 9)<br>OBP: 0.242, SLG: 0.375<br>5 Brandon Guyer, R (7, 8)<br>OBP: 0.385, SLG: 0.458 | | G4-3 | | L9 | G5-3 | | 15 G3-6-3; 1B | | | 3<br>1 | 0<br>0 | 0<br>1 | 0<br>0 | 0<br>0 | 0<br>0 | 1<br>0 |
| 15 Wilson Betemit, S (1, 10)<br>OBP: 0.211, SLG: 0.125 | | SSS<br>K | | G4-3 | | 11 BB; 7 2B; 1B | G3-6-3<br>1-2f | | | 4 | 1 | 1 | 0 | 0 | 1 | 1 |
| 11 Logan Forsythe, R (1, 7)<br>OBP: 0.296, SLG: 0.261<br>73 Jeremy Moore, L (7, 9)<br>OBP: 0.333, SLG: 0.714 | | F8 | | P2 | | BBBB<br>7 2B; 21 1B; BB<br>1-2 | SSS<br>K | | | 2<br>1 | 1<br>0 | 0<br>0 | 0<br>0 | 1<br>0 | 0<br>1 | 0<br>0 |
| 24 Ryan Hanigan, R (1, 2)<br>OBP: 0.391, SLG: 0.350<br>68 Jerry Sands, R (7, 3)<br>OBP: 0.414, SLG: 0.852 | | | BBBB<br>3 E; 7 SH1-3; 21 PB; BB | BBBB<br>7 1B; 18 1B; BB | L8 | | | P6 | | 1<br>1 | 2<br>0 | 0<br>0 | 0<br>0 | 2<br>0 | 0<br>0 | 2<br>0 |
| Inning Stats | R: 1 E: 0 K: 1 S: 7 H: 3 LOB: 2 BB: 0 P: 7 | R: 0 E: 0 K: 1 S: 5 H: 0 LOB: 0 BB: 0 P: 5 | R: 1 E: 1 K: 1 S: 6 H: 0 LOB: 2 BB: 2 P: 15 | R: 0 E: 0 K: 0 S: 3 H: 0 LOB: 0 BB: 0 P: 3 | R: 3 E: 0 K: 1 S: 8 H: 3 LOB: 1 BB: 1 P: 13 | R: 3 E: 0 K: 1 S: 8 H: 3 LOB: 3 BB: 2 P: 16 | R: 0 E: 0 K: 1 S: 5 H: 1 LOB: 0 BB: 0 P: 5 | R: 0 E: 0 K: 0 S: 3 H: 0 LOB: 0 BB: 0 P: 3 | | 1B: 7 2B: 3 3B: 0 HR: 0 SF: 0 SAC: 1 DP: 1 HBP: 0 | | | | | | |

livebaseballscorecards.com

| | |
|---|---|
| AB | 32 |
| R | 8 |
| H | 10 |
| RBI | 7 |
| BB | 5 |
| SO | 6 |
| LOB | 19 |

WP: 1 PB: 1 SB: 0 CS: 0 PA: 38

| PITCHER | | IP | WLS | BF | H | R | ER | SO | BB | IBB | HBP | BLK | WP | HR | S | P | ERA | WHIP |
|---|---|---|---|---|---|---|---|---|---|---|---|---|---|---|---|---|---|---|
| 64 Allen Webster, R<br>ERA: 5.25 | (1, 1) | 4.0 | L | 18 | 3 | 3 | 2 | 3 | 3 | 0 | 0 | 0 | 0 | 0 | 21 | 34 | 4.50 | 1.500 |
| 66 Drake Britton, L<br>ERA: 8.22 | (5, 1) | 1.2 | | 13 | 6 | 5 | 5 | 1 | 2 | 0 | 0 | 0 | 1 | 0 | 13 | 22 | 27.00 | 4.800 |
| 60 Brayan Villarreal, R<br>ERA: 4.91 | (6, 1) | 0.1 | | 1 | 0 | 0 | 0 | 1 | 0 | 0 | 0 | 0 | 0 | 0 | 3 | 3 | 0.00 | 0.000 |
| 39 Francisco Cordero, R<br>ERA: | (7, 1) | 1.0 | | 3 | 1 | 0 | 0 | 1 | 0 | 0 | 0 | 0 | 0 | 0 | 5 | 5 | 0.00 | 1.000 |
| 50 Jose Mijares, L<br>ERA: 7.2 | (8, 1) | 1.0 | | 3 | 0 | 0 | 0 | 0 | 0 | 0 | 0 | 0 | 0 | 0 | 3 | 3 | 0.00 | 0.000 |

| PITCHER | IP | WLS | BF | H | R | ER | SO | BB | IBB | HBP | BLK | WP | HR | S | P | ERA | WHIP |
|---|---|---|---|---|---|---|---|---|---|---|---|---|---|---|---|---|---|

# Tampa Bay Rays @ Minnesota Twins

Hammond Stadium, Fort Myers, FL

Tue Mar 18 2014, 7:06 PM - 10:39 PM EDT

Att. 8,277 - Clear - 72 F

TOP

livebaseballscorecards.com

| Batter | 1 | 2 | 3 | 4 | 5 | 6 | 7 | 8 | 9 | AB | R | H | RBI | BB | SO | LOB |
|---|---|---|---|---|---|---|---|---|---|---|---|---|---|---|---|---|
| 9 Wil Myers, R (1, 9)<br>OBP: 0.233, SLG: 0.333 | 0-0<br>7<br>G3-1<br>21<br>2B<br>2B | 0-0<br>7<br>1B<br>1-3<br>2B | 0-0<br>1-3<br>2-H<br>2B | | S S S<br>0-3 ③<br>K | | 0-0<br>16<br>1B<br>1B | 0-0<br>1-2<br>3-H<br>1B | | 4 | 2 | 3 | 1 | 0 | 1 | 1 |
| 11 Logan Forsythe, R (6, 4)<br>OBP: 0.345, SLG: 0.320 | | | | | | | | | | 2 | 0 | 2 | 1 | 0 | 0 | 0 |
| 7 David DeJesus, L (1, 7)<br>OBP: 0.522, SLG: 0.727 | 0-0 ①<br>G3-1<br>2-3 | 0-0 ③<br>18<br>BB<br>2-H<br>3-H<br>1B | 0-0 ③<br>G3 | | | S S S<br>0-3 ①<br>K | 0-0<br>1-2<br>1B | C C C<br>0-3 ③<br>K | | 4 | 0 | 1 | 2 | 0 | 1 | 3 |
| 16 Jayson Nix, R (6, 6)<br>OBP: 0.345, SLG: 0.320 | | | | | | | | | | 2 | 0 | 1 | 0 | 0 | 1 | 2 |
| 18 Ben Zobrist, S (1, 4)<br>OBP: 0.591, SLG: 0.765 | B B B B<br>4-0<br>21<br>2B<br>BB | D B B B<br>4-0 ①<br>3<br>G4-6-3<br>1-2<br>BB | | 0-0<br>3<br>FC6-4<br>1B | | B B B B<br>4-0<br>3<br>FC6-4<br>BB | C C C<br>0-3 ③<br>K | | 0-0 ①<br>G6-3 | 1 | 1 | 1 | 0 | 3 | 0 | 0 |
| 71 Justin Christian, R (6, PR)<br>OBP: 0.192, SLG: 0.174 | | | | | | | | | | 2 | 0 | 0 | 0 | 0 | 1 | 2 |
| (6, 7) | | | | | | | | | | | | | | | | |
| 3 Evan Longoria, R (1, 5)<br>OBP: 0.323, SLG: 0.483 | C C C<br>0-3 ②<br>K | 0-0 ②③<br>G4-6-3<br>1-2f | | 0-0 ①<br>FC6-4<br>1-2f | | 0-0 ②<br>FC6-4<br>21<br>WP<br>21<br>1B<br>1-2f | | 0-0<br>68<br>WP<br>72<br>1B<br>73<br>G4-3<br>1B | 0-0<br>E5<br>72<br>BB | 4 | 1 | 0 | 0 | 0 | 1 | 5 |
| 61 Cole Figueroa, L (7, 5)<br>OBP: 0.241, SLG: 0.259 | | | | | | | | | | 2 | 1 | 1 | 0 | 0 | 0 | 0 |
| 21 James Loney, L (1, 3)<br>OBP: 0.467, SLG: 0.654 | 0-0<br>20<br>1B<br>1-H<br>3-H<br>2B | | 0-0 ①<br>G3 | 0-0 ②<br>F8 | | B X<br>1-0<br>8<br>PB<br>20<br>BB<br>1-H<br>1B | | 0-0<br>73<br>G4-3<br>68<br>WP<br>5<br>1B<br>1-2<br>1B | B B B B<br>4-0<br>68<br>G6-4-3<br>1-2<br>BB | 4 | 1 | 2 | 3 | 0 | 0 | 1 |
| 72 Eddy Rodriguez, R (6, PR)<br>OBP: 0.286, SLG: 0.167 | | | | | | | | | | 1 | 1 | 1 | 0 | 1 | 0 | 0 |
| (6, 2) | | | | | | | | | | | | | | | | |
| 20 Matt Joyce, L (1, 10)<br>OBP: 0.270, SLG: 0.371 | 0-0<br>8<br>2B<br>2-H<br>1B | | 0-0 ②<br>G6-3 | 0-0 ③<br>F8 | | B B B B<br>4-0<br>8<br>PB<br>1-2<br>BB | | B X<br>1-0 ①<br>G5-3<br>1-2<br>2-3 | 0-0 ②③<br>G6-4-3<br>1-2f | 3 | 0 | 1 | 1 | 1 | 0 | 1 |
| 68 Jerry Sands, R (8, PH)<br>OBP: 0.387, SLG: 0.793 | | | | | | | | | | 2 | 0 | 0 | 0 | 0 | 0 | 4 |
| (8, 10) | | | | | | | | | | | | | | | | |
| 8 Desmond Jennings, R (1, 8)<br>OBP: 0.419, SLG: 0.621 | 0-0<br>1-3<br>2B | 0-0<br>11<br>1B<br>2B | | | B B B B<br>4-0<br>BB | B X<br>1-0 ③<br>F8<br>1-2<br>2-3 | | 0-0 ②<br>G4-3<br>2-3<br>3-H | | 3 | 1 | 2 | 0 | 1 | 0 | 2 |
| 73 Jeremy Moore, L (6, 9)<br>OBP: 0.323, SLG: 0.690 | | | | | | | | | | 1 | 0 | 0 | 1 | 0 | 0 | 1 |
| 11 Yunel Escobar, R (1, 6)<br>OBP: 0.448, SLG: 0.519 | 0-0 ③<br>F9 | 0-0<br>28<br>1B<br>9<br>2B<br>2-H<br>1B | | | 0-0 ①<br>F9 | | 0-0 ①<br>F9 | 0-0<br>15<br>1B<br>11<br>1B<br>3-H<br>1B | | 3 | 1 | 1 | 1 | 0 | 0 | 3 |
| 5 Brandon Guyer, R (6, 8)<br>OBP: 0.393, SLG: 0.462 | | | | | | | | | | 2 | 1 | 1 | 1 | 0 | 0 | 0 |
| 28 José Molina, R (1, 2)<br>OBP: 0.381, SLG: 0.368 | | 0-0<br>9<br>2B<br>7<br>1B<br>1B | 0-0<br>9<br>2B<br>1-2<br>1B | | C C C<br>0-3 ②<br>K | | S S S<br>0-3 ②<br>K | 0-0<br>11<br>1B<br>1-3<br>1B | | 3 | 1 | 2 | 0 | 0 | 1 | 1 |
| 15 Wilson Betemit, S (6, 3)<br>OBP: 0.238, SLG: 0.167 | | | | | | | | | | 2 | 0 | 1 | 0 | 0 | 1 | 0 |

| | AB | 45 |
|---|---|---|
| | R | 11 |
| | H | 20 |
| | RBI | 11 |
| | BB | 6 |
| | SO | 7 |
| | LOB | 26 |

| Inning Stats | 1 | 2 | 3 | 4 | 5 | 6 | 7 | 8 | 9 |
|---|---|---|---|---|---|---|---|---|---|
| | R: 3<br>E: 0<br>K: 1<br>S: 9<br>H: 4<br>LOB: 2<br>BB: 1<br>P: 13 | R: 2<br>E: 0<br>K: 0<br>S: 4<br>H: 3<br>LOB: 0<br>BB: 1<br>P: 8 | R: 2<br>E: 0<br>K: 0<br>S: 7<br>H: 4<br>LOB: 2<br>BB: 0<br>P: 7 | R: 0<br>E: 0<br>K: 0<br>S: 4<br>H: 1<br>LOB: 1<br>BB: 0<br>P: 4 | R: 0<br>E: 0<br>K: 2<br>S: 7<br>H: 0<br>LOB: 1<br>BB: 1<br>P: 11 | R: 1<br>E: 0<br>K: 1<br>S: 6<br>H: 1<br>LOB: 3<br>BB: 2<br>P: 16 | R: 0<br>E: 0<br>K: 2<br>S: 9<br>H: 2<br>LOB: 2<br>BB: 0<br>P: 9 | R: 3<br>E: 0<br>K: 1<br>S: 10<br>H: 5<br>LOB: 2<br>BB: 0<br>P: 11 | R: 0<br>E: 1<br>K: 0<br>S: 3<br>H: 0<br>LOB: 1<br>BB: 1<br>P: 7 |

| | 1B: 14 | SF: 0 | WP: 2 | PA: 51 |
|---|---|---|---|---|
| | 2B: 6 | SAC: 0 | PB: 1 | |
| | 3B: 0 | DP: 2 | SB: 0 | |
| | HR: 0 | HBP: 0 | CS: 0 | |

| PITCHER | | IP | WLS | BF | H | R | ER | SO | BB | IBB | HBP | BLK | WP | HR | S | P | ERA | WHIP |
|---|---|---|---|---|---|---|---|---|---|---|---|---|---|---|---|---|---|---|
| 49 Vance Worley, R<br>ERA: 13.5 | (1, 1) | 2.2 | L | 19 | 11 | 7 | 7 | 1 | 2 | 0 | 0 | 0 | 0 | 0 | 19 | 27 | 23.62 | 4.875 |
| 51 Anthony Swarzak, R<br>ERA: 6.35 | (3, 1) | 2.1 | | 9 | 1 | 0 | 0 | 2 | 1 | 0 | 0 | 0 | 0 | 0 | 12 | 16 | 0.00 | 0.857 |
| 57 Ryan Pressly, R<br>ERA: 7.11 | (6, 1) | 1.0 | | 6 | 1 | 1 | 1 | 1 | 2 | 0 | 0 | 0 | 1 | 0 | 6 | 16 | 9.00 | 3.000 |
| 76 Deolis Guerra, R<br>ERA: | (7, 1) | 1.0 | | 5 | 2 | 0 | 0 | 2 | 0 | 0 | 0 | 0 | 0 | 0 | 9 | 9 | 0.00 | 2.000 |
| 54 Matt Guerrier, R<br>ERA: 13.5 | (8, 1) | 1.0 | | 8 | 5 | 3 | 3 | 1 | 0 | 0 | 0 | 0 | 1 | 0 | 10 | 11 | 27.00 | 5.000 |

| PITCHER | | IP | WLS | BF | H | R | ER | SO | BB | IBB | HBP | BLK | WP | HR | S | P | ERA | WHIP |
|---|---|---|---|---|---|---|---|---|---|---|---|---|---|---|---|---|---|---|
| 64 Aaron Thompson, L<br>ERA: 1.8 | (9, 1) | 1.0 | | 4 | 0 | 0 | 0 | 0 | 1 | 0 | 0 | 0 | 0 | 0 | 3 | 7 | 0.00 | 1.000 |

# Tampa Bay Rays @ Minnesota Twins

Hammond Stadium, Fort Myers, FL

Tue Mar 18 2014, 7:06 PM - 10:39 PM EDT

Att. 8,277 - Clear - 72 F

livebaseballscorecards.com

## BOTTOM

| Batter | 1 | 2 | 3 | 4 | 5 | 6 | 7 | 8 | 9 | AB | R | H | RBI | BB | SO | LOB |
|---|---|---|---|---|---|---|---|---|---|---|---|---|---|---|---|---|
| 1 Alex Presley, L (1, 8) OBP: 0.242, SLG: 0.167 | G1-3 | 2 WP; BB | | G6-3 | | K | | | 55 1B; 17 1B; 22 FC3-6; BB | 2 | 0 | 0 | 0 | 1 | 0 | 0 |
| 11 Jason Bartlett, R (6, 8) | | | | | | | | | | 1 | 1 | 0 | 0 | 1 | 1 | 1 |
| 2 Brian Dozier, R (1, 4) OBP: 0.314, SLG: 0.438 | K | G5-3; 1-2 | | | 24 PB; 7 BB; 1B | K; 2-3 | | | 22 E; 1-2; 1B | 3 | 0 | 1 | 0 | 0 | 1 | 1 |
| 17 Doug Bernier, R (6, 4) OBP: 0.400, SLG: 0.250 | | | | | | | | | | 2 | 1 | 1 | 0 | 0 | 1 | 1 |
| 7 Joe Mauer, L (1, 3) OBP: 0.452, SLG: 0.360 | 13 BB; 16 BB; 1B | | 16 FC6-4; BB | | 24 PB; 1-2; BB | | K | | 22 FC3-6; 1-2; 2-3; 1B | 1 | 0 | 1 | 0 | 2 | 0 | 0 |
| 55 Chris Colabello, R (6, 3) OBP: 0.500, SLG: 0.607 | | | | | | | | | | 2 | 0 | 1 | 0 | 0 | 1 | 0 |
| 16 Josh Willingham, R (1, 7) OBP: 0.172, SLG: 0.120 | 13 BB; 1-2; BB | | FC6-4; 24 BB; 1-2f | | P5 | | 32 FC3-6; BB | | FC3-6; 1-2f; 2-H; 3-H | 2 | 0 | 0 | 0 | 1 | 0 | 3 |
| 22 Wilkin Ramirez, R (6, 7) OBP: 0.320, SLG: 0.458 | | | | | | | | | | 1 | 0 | 0 | 1 | 1 | 0 | 1 |
| 13 Jason Kubel, L (1, 10) OBP: 0.233, SLG: 0.200 | 1-2; 2-3; BB | | F8 | | K | | FC3-6; 1-2f | | G5-3 | 2 | 0 | 0 | 0 | 1 | 1 | 3 |
| 32 Aaron Hicks, S (7, PH) OBP: 0.269, SLG: 0.462 | | | | | | | | | | 2 | 0 | 0 | 0 | 0 | 0 | 2 |
| (8, 10) | | | | | | | | | | | | | | | | |
| 24 Trevor Plouffe, R (1, 5) OBP: 0.361, SLG: 0.290 | K | | 1-2; BB | | 1-2; 2-3; BB | | K | | F8 | 1 | 0 | 0 | 0 | 2 | 1 | 3 |
| 79 Deibinson Romero, R (6, 5) OBP: 0.409, SLG: 0.600 | | | | | | | | | | 2 | 0 | 0 | 0 | 0 | 1 | 2 |
| 31 Oswaldo Arcia, L (1, 9) OBP: 0.367, SLG: 0.560 | | 8 1B; 25 G3-6-3; 1B | F7 | | F9 | | | G4-3 | | 3 | 1 | 1 | 0 | 0 | 0 | 5 |
| 27 Chris Parmelee, L (6, 9) OBP: 0.250, SLG: 0.310 | | | | | | | | | | 1 | 0 | 0 | 0 | 0 | 0 | 0 |
| 8 Kurt Suzuki, R (1, 2) OBP: 0.320, SLG: 0.261 | | 25 G3-6-3; 1-3; 1B | | K | | 17 WP; 25 G1-3; 1B | | 5; 2B | | 2 | 0 | 1 | 0 | 0 | 1 | 0 |
| 12 Chris Herrmann, L (6, 2) OBP: 0.588, SLG: 0.643 | | | | | | | | | | 2 | 0 | 2 | 0 | 0 | 0 | 0 |
| 25 Pedro Florimón, S (1, 6) | | G3-6-3; 1-2f; 3-H | | G4-3 | | G1-3; 1-2 | | G6-3-2-5-1-6; 2-Hf | | 3 | 0 | 0 | 0 | 0 | 0 | 2 |
| 5 Eduardo Escobar, S (7, 6) OBP: 0.308, SLG: 0.480 | | | | | | | | | | 1 | 0 | 0 | 0 | 0 | 0 | 1 |
| Inning Stats | R: 0 E: 0 K: 2 S: 8 H: 1 LOB: 3 BB: 2 P: 16 | R: 1 E: 0 K: 0 S: 4 H: 2 LOB: 1 BB: 1 P: 9 | R: 0 E: 0 K: 0 S: 3 H: 0 LOB: 2 BB: 2 P: 11 | R: 0 E: 0 K: 1 S: 5 H: 0 LOB: 0 BB: 0 P: 5 | R: 0 E: 0 K: 1 S: 6 H: 1 LOB: 3 BB: 2 P: 14 | R: 0 E: 0 K: 2 S: 8 H: 1 LOB: 1 BB: 0 P: 9 | R: 0 E: 0 K: 2 S: 7 H: 0 LOB: 1 BB: 1 P: 11 | R: 0 E: 0 K: 0 S: 3 H: 1 LOB: 0 BB: 0 P: 3 | R: 2 E: 1 K: 0 S: 5 H: 2 LOB: 1 BB: 1 P: 9 | 1B: 7 2B: 2 3B: 0 HR: 0 SF: 0 SAC: 0 DP: 2 HBP: 0 | | | | | | | |

| | |
|---|---|
| AB | 33 |
| R | 3 |
| H | 8 |
| RBI | 1 |
| BB | 9 |
| SO | 8 |
| LOB | 25 |

WP: 2 PB: 1 SB: 0 CS: 0 PA: 42

| PITCHER | | IP | WLS | BF | H | R | ER | SO | BB | IBB | HBP | BLK | WP | HR | S | P | ERA | WHIP |
|---|---|---|---|---|---|---|---|---|---|---|---|---|---|---|---|---|---|---|
| 55 Matt Moore, L | (1, 1) | 4.2 | W | 23 | 4 | 1 | 1 | 4 | 6 | 0 | 0 | 0 | 1 | 0 | 25 | 50 | 1.93 | 2.143 |
| ERA: 4.35 | | | | | | | | | | | | | | | | | | |
| 47 Brandon Gomes, R | (5, 1) | 1.1 | | 6 | 1 | 0 | 0 | 2 | 1 | 0 | 0 | 0 | 1 | 0 | 9 | 14 | 0.00 | 1.500 |
| ERA: | | | | | | | | | | | | | | | | | | |
| 26 Brad Boxberger, R | (7, 1) | 2.0 | | 7 | 1 | 0 | 0 | 2 | 1 | 0 | 0 | 0 | 0 | 0 | 10 | 14 | 0.00 | 1.000 |
| ERA: 1.29 | | | | | | | | | | | | | | | | | | |
| 74 Adam Liberatore, L | (9, 1) | 1.0 | | 6 | 2 | 2 | 1 | 0 | 1 | 0 | 0 | 0 | 0 | 0 | 5 | 9 | 9.00 | 3.000 |
| ERA: 5.06 | | | | | | | | | | | | | | | | | | |

| PITCHER | IP | WLS | BF | H | R | ER | SO | BB | IBB | HBP | BLK | WP | HR | S | P | ERA | WHIP |
|---|---|---|---|---|---|---|---|---|---|---|---|---|---|---|---|---|---|

# Tampa Bay Rays @ Baltimore Orioles

Ed Smith Stadium, Sarasota, FL

Wed Mar 19 2014, 1:08 PM - 4:11 PM EDT

Att. 8,319 - Partly Cloudy - 70 F

TOP

livebaseballscorecards.com

| Batter | 1 | 2 | 3 | 4 | 5 | 6 | 7 | 8 | 9 | AB | R | H | RBI | BB | SO | LOB |
|---|---|---|---|---|---|---|---|---|---|---|---|---|---|---|---|---|
| 9 Wil Myers, R (1, 9)<br>OBP: 0.273, SLG: 0.455<br>71 Justin Christian, R (5, 9)<br>OBP: 0.214, SLG: 0.200 | B<br>X<br>1-0<br>HR | | S<br>S<br>S<br>0-3 ①<br>K | X<br>0-0<br>15<br>S<br>15<br>2B<br>1B | | X<br>0-0 ②<br>G6-3 | | X<br>0-0<br>65<br>G6-3<br>1B | | 3<br>2 | 2<br>0 | 2<br>1 | 1<br>0 | 0<br>0 | 1<br>0 | 1<br>0 |
| 15 Wilson Betemit, S (1, 3)<br>OBP: 0.280, SLG: 0.318<br>65 Darryl George, R (6, 7) | C<br>C<br>C<br>0-3 ①<br>K | | X<br>0-0<br>1<br>HR<br>2-H<br>2B | B<br>X<br>1-0<br>61<br>2B<br>1-H<br>2B | | S<br>S<br>S<br>0-3 ③<br>K | | X<br>0-0 ②<br>③<br>G6-3<br>1-2f | | 4<br>1 | 2<br>0 | 2<br>0 | 2<br>0 | 0<br>0 | 2<br>0 | 0<br>1 |
| 20 Matt Joyce, L (1, 7)<br>OBP: 0.263, SLG: 0.361<br>61 Cole Figueroa, L (2, 5)<br>OBP: 0.242, SLG: 0.290 (6, 4) | X<br>0-0 ②<br>G1-3 | | X<br>0-0 ②<br>F7 | X<br>0-0<br>2-H<br>2B | | | X<br>0-0 ①<br>F8 | | X<br>0-0 ①<br>G3-1 | 1<br>4 | 0<br>0 | 0<br>1 | 0<br>1 | 0<br>0 | 0<br>0 | 0<br>1 |
| 1 Sean Rodríguez, R (1, 4)<br>OBP: 0.318, SLG: 0.526<br>69 Ray Olmedo, S (6, 6)<br>OBP: 0.313, SLG: 0.267 | X<br>0-0 ③<br>P6 | | C<br>X<br>0-1<br>2-H<br>HR | X<br>0-0 ③<br>G6-3 | | | X<br>0-0 ②<br>P3 | | X<br>0-0 ②<br>G5-3 | 3<br>2 | 1<br>0 | 1<br>0 | 2<br>0 | 0<br>0 | 0<br>0 | 1<br>0 |
| 11 Logan Forsythe, R (1, 5)<br>OBP: 0.375, SLG: 0.393<br>(2, 7)<br>23 Cameron Seitzer, L (6, 3)<br>OBP: 0.429, SLG: 1.286 | | X<br>0-0<br>2B | X<br>0-0<br>5<br>1B | | X<br>0-0 ①<br>G6-3 | | X<br>0-0<br>37<br>BB<br>18<br>1B | | X<br>0-0 ③<br>F9 | 3<br>2 | 0<br>0 | 2<br>1 | 0<br>0 | 0<br>0 | 0<br>0 | 0<br>0 |
| 5 Brandon Guyer, R (1, 8)<br>OBP: 0.387, SLG: 0.448<br>18 Richie Shaffer, R (6, 5)<br>OBP: 0.500, SLG: 0.800 | | S<br>S<br>S<br>0-3 ①<br>K | X<br>0-0<br>1-2<br>1B | | X<br>0-0 ②<br>F8 | | X<br>0-0<br>37<br>BB<br>1-2<br>1B | | | 3<br>1 | 0<br>0 | 1<br>1 | 0<br>0 | 0<br>0 | 1<br>0 | 1<br>0 |
| 16 Jayson Nix, R (1, 6)<br>OBP: 0.344, SLG: 0.429<br>37 Kes Carter, L (6, 8) | C<br>C<br>C<br>0-3 ②<br>K | | X<br>0-0 ③<br>F7 | | B<br>B<br>B<br>C<br>X<br>3-1<br>HR | | B<br>B<br>B<br>4-0<br>1-2<br>2-3<br>BB | | | 3<br>0 | 1<br>0 | 1<br>0 | 1<br>0 | 0<br>1 | 1<br>0 | 3<br>0 |
| 68 Jerry Sands, R (1, 10)<br>OBP: 0.343, SLG: 0.697 | S<br>S<br>S<br>0-3 ③<br>K | | | X<br>0-0 ①<br>F9 | X<br>0-0 ③<br>F8 | | S<br>S<br>S<br>0-3 ③<br>K | | | 4 | 0 | 0 | 0 | 0 | 2 | 4 |
| Curt Casali, R (1, 2)<br>OBP: 0.571, SLG: 0.667<br>64 Ali Solis, R (6, 2)<br>OBP: 0.182, SLG: 0.273 | | X<br>0-0<br>15<br>2B<br>2B | X<br>0-0 ②<br>G6-3 | | X<br>0-0 ①<br>F9 | | X<br>0-0 ①<br>G5-3 | | | 3<br>1 | 1<br>0 | 1<br>0 | 0<br>0 | 0<br>0 | 0<br>0 | 0<br>0 |

| | AB | R | H | RBI | BB | SO |
|---|---|---|---|---|---|---|
| | 40 | 7 | 14 | 7 | 1 | 7 |

LOB 12

| Inning Stats | | | | | | | | | | | | | | | | | | | | | | | | |
|---|---|---|---|---|---|---|---|---|---|---|---|---|---|---|---|---|---|---|---|---|---|---|---|---|
| | R: 1<br>E: 0<br>K: 1<br>S: 6 | H: 1<br>LOB: 0<br>BB: 0<br>P: 7 | R: 0<br>E: 0<br>K: 3<br>S: 10 | H: 1<br>LOB: 1<br>BB: 0<br>P: 10 | R: 3<br>E: 0<br>K: 1<br>S: 11 | H: 5<br>LOB: 2<br>BB: 0<br>P: 11 | R: 2<br>E: 0<br>K: 0<br>S: 6 | H: 3<br>LOB: 1<br>BB: 0<br>P: 7 | R: 1<br>E: 0<br>K: 0<br>S: 5 | H: 1<br>LOB: 0<br>BB: 0<br>P: 8 | R: 0<br>E: 0<br>K: 1<br>S: 5 | H: 0<br>LOB: 0<br>BB: 0<br>P: 5 | R: 0<br>E: 0<br>K: 1<br>S: 7 | H: 2<br>LOB: 3<br>BB: 1<br>P: 11 | R: 0<br>E: 0<br>K: 0<br>S: 3 | H: 1<br>LOB: 0<br>BB: 0<br>P: 3 | R: 0<br>E: 0<br>K: 0<br>S: 3 | H: 0<br>LOB: 0<br>BB: 0<br>P: 3 | 1B: 6<br>2B: 5<br>3B: 0<br>HR: 3 | SF: 0<br>SAC: 0<br>DP: 1<br>HBP: 0 | WP: 0<br>PB: 0<br>SB: 1<br>CS: 0 | PA: 41 | | |

| PITCHER | | IP | WLS | BF | H | R | ER | SO | BB | IBB | HBP | BLK | WP | HR | S | P | ERA | WHIP |
|---|---|---|---|---|---|---|---|---|---|---|---|---|---|---|---|---|---|---|
| 16 Wei-Yin Chen, L<br>ERA: 6.39 | (1, 1) | 3.2 | L | 21 | 10 | 6 | 6 | 5 | 0 | 0 | 0 | 0 | 0 | 2 | 32 | 34 | 14.73 | 2.727 |
| Fabio Castillo, R<br>ERA: | (4, 1) | 0.1 | | 1 | 0 | 0 | 0 | 0 | 0 | 0 | 0 | 0 | 0 | 0 | 1 | 1 | 0.00 | 0.000 |
| Suk-min Yoon, R<br>ERA: 3.0 | (5, 1) | 2.0 | | 7 | 1 | 1 | 1 | 1 | 0 | 0 | 0 | 0 | 0 | 1 | 10 | 13 | 4.50 | 0.500 |
| 29 Tommy Hunter, R<br>ERA: 3.6 | (7, 1) | 1.0 | | 6 | 2 | 0 | 0 | 1 | 1 | 0 | 0 | 0 | 0 | 0 | 7 | 11 | 0.00 | 3.000 |
| 35 Brad Brach, R<br>ERA: 2.84 | (8, 1) | 1.0 | | 3 | 1 | 0 | 0 | 0 | 0 | 0 | 0 | 0 | 0 | 0 | 3 | 3 | 0.00 | 1.000 |

| PITCHER | | IP | WLS | BF | H | R | ER | SO | BB | IBB | HBP | BLK | WP | HR | S | P | ERA | WHIP |
|---|---|---|---|---|---|---|---|---|---|---|---|---|---|---|---|---|---|---|
| 47 Evan Meek, R<br>ERA: | (9, 1) | 1.0 | | 3 | 0 | 0 | 0 | 0 | 0 | 0 | 0 | 0 | 0 | 0 | 3 | 3 | 0.00 | 0.000 |

# BOTTOM

## Tampa Bay Rays @ Baltimore Orioles

Ed Smith Stadium, Sarasota, FL

Wed Mar 19 2014, 1:08 PM - 4:11 PM EDT

Att. 8,319 - Partly Cloudy - 70 F

livebaseballscorecards.com

| Batter | 1 | 2 | 3 | 4 | 5 | 6 | 7 | 8 | 9 | AB | R | H | RBI | BB | SO | LOB |
|---|---|---|---|---|---|---|---|---|---|---|---|---|---|---|---|---|
| 21 Nick Markakis, L (1, 9)<br>OBP: 0.400, SLG: 0.586 | F8 | L5 | | | F7 | | P4 | | FC5-4<br>1-2f | 4 | 0 | 0 | 0 | 0 | 0 | 3 |
| 67 Michael Almanzar, R (8, 5)<br>OBP: 0.303, SLG: 0.414 | | | | | | | | | | 1 | 0 | 0 | 0 | 0 | 0 | 2 |
| 2 J.J. Hardy, R (1, 6)<br>OBP: 0.357, SLG: 0.462 | G6-3 | | F8 | | K | | | G4-1 | | 3 | 0 | 0 | 0 | 0 | 1 | 0 |
| 51 Henry Urrutia, L (8, 9)<br>OBP: 0.323, SLG: 0.500 | | | | | | | | | | 1 | 0 | 0 | 0 | 0 | 0 | 0 |
| 10 Adam Jones, R (1, 8)<br>OBP: 0.318, SLG: 0.421 | E6<br>19 S<br>19 1B | | 19 G6-3<br>23 E<br>2B | | | HR | | F9 | | 3 | 3 | 2 | 1 | 0 | 0 | 0 |
| 1 Jemile Weeks, S (8, 4)<br>OBP: 0.306, SLG: 0.179 | | | | | | | | | | 1 | 0 | 0 | 0 | 0 | 0 | 0 |
| 19 Chris Davis, L (1, 3)<br>OBP: 0.536, SLG: 0.920 | 23 FC5-4<br>1-H<br>1B | | G6-3<br>2-3 | | | K | | F8 | | 3 | 0 | 1 | 1 | 0 | 1 | 1 |
| 34 Quintin Berry, L (8, 8)<br>OBP: 0.290, SLG: 0.321 | | | | | | | | | | 1 | 0 | 0 | 0 | 0 | 0 | 0 |
| 23 Nelson Cruz, R (1, 7)<br>OBP: 0.429, SLG: 0.478 | FC5-4<br>1-2f | | F8<br>3-H | | | 32 G4-6-3<br>1B | | | 14 PB<br>6 BB<br>14 1B<br>1B | 3 | 0 | 1 | 0 | 0 | 0 | 1 |
| 28 Steve Pearce, R (8, 3)<br>OBP: 0.308, SLG: 0.432 | | | | | | | | | | 1 | 1 | 1 | 0 | 0 | 0 | 0 |
| 32 Matt Wieters, S (1, 2)<br>OBP: 0.350, SLG: 0.368 | | 27 2B<br>1B | | G5-3 | | G4-6-3<br>1-2f | | | F9 | 3 | 0 | 1 | 0 | 0 | 0 | 1 |
| 45 Steve Clevenger, L (7, 2)<br>OBP: 0.577, SLG: 0.739 | | | | | | | | | | 1 | 0 | 0 | 0 | 0 | 0 | 1 |
| 27 Delmon Young, R (1, 10)<br>OBP: 0.267, SLG: 0.367 | 1-3<br>2B | | | K | | | 3 CS<br>1B | | K | 3 | 0 | 2 | 0 | 0 | 1 | 0 |
| 63 Caleb Joseph, R (9, PH)<br>OBP: 0.154, SLG: 0.091 | | | | | | | | | | 1 | 0 | 0 | 0 | 0 | 1 | 1 |
| 3 Ryan Flaherty, L (1, 5)<br>OBP: 0.359, SLG: 0.500 | K | | G4-3 | | | | 12 G3<br>1-2<br>2B | | 14 1B<br>1-2<br>BB | 3 | 0 | 1 | 0 | 0 | 1 | 2 |
| 6 Jonathan Schoop, R (8, 6)<br>OBP: 0.441, SLG: 0.633 | | | | | | | | | | 0 | 0 | 0 | 0 | 1 | 0 | 0 |
| 12 Alexi Casilla, S (1, 4) | P6 | | | F9 | | | G3<br>2-3 | | 67 FC5-4<br>1-3<br>2-H<br>1B | 3 | 0 | 0 | 0 | 0 | 0 | 3 |
| 14 Nolan Reimold, R (8, 7)<br>OBP: 0.419, SLG: 0.400 | | | | | | | | | | 1 | 0 | 1 | 1 | 0 | 0 | 0 |
| Inning Stats | R: 1 H: 1<br>E: 1 LOB: 1<br>K: 0 BB: 0<br>S: 6 P: 6 | R: 0 H: 2<br>E: 0 LOB: 2<br>K: 1 BB: 0<br>S: 7 P: 7 | R: 1 H: 1<br>E: 0 LOB: 0<br>K: 0 BB: 0<br>S: 5 P: 5 | R: 0 H: 0<br>E: 0 LOB: 0<br>K: 1 BB: 0<br>S: 5 P: 5 | R: 0 H: 0<br>E: 0 LOB: 0<br>K: 1 BB: 0<br>S: 5 P: 5 | R: 1 H: 2<br>E: 0 LOB: 0<br>K: 1 BB: 0<br>S: 7 P: 9 | R: 0 H: 2<br>E: 0 LOB: 1<br>K: 0 BB: 0<br>S: 5 P: 5 | R: 0 H: 0<br>E: 0 LOB: 0<br>K: 0 BB: 0<br>S: 3 P: 3 | R: 1 H: 2<br>E: 0 LOB: 2<br>K: 1 BB: 1<br>S: 7 P: 12 | 1B: 6<br>2B: 3<br>3B: 0<br>HR: 1 | SF: 0<br>SAC: 0<br>DP: 1<br>HBP: 0 | | | | | | |

| | AB | 36 |
|---|---|---|
| | R | 4 |
| | H | 10 |
| | RBI | 3 |
| | BB | 1 |
| | SO | 5 |
| | LOB | 15 |

WP: 0 PB: 1 SB: 2 CS: 1 PA: 37

| PITCHER | IP | WLS | BF | H | R | ER | SO | BB | IBB | HBP | BLK | WP | HR | S | P | ERA | WHIP |
|---|---|---|---|---|---|---|---|---|---|---|---|---|---|---|---|---|---|
| 35 Mark Lowe, R (1, 1)<br>ERA: 1.08 | 2.1 | W | 12 | 4 | 2 | 0 | 1 | 0 | 0 | 0 | 0 | 0 | 0 | 15 | 15 | 0.00 | 1.714 |
| 57 Jake McGee, L (3, 1)<br>ERA: | 0.2 | H | 2 | 0 | 0 | 0 | 0 | 0 | 0 | 0 | 0 | 0 | 0 | 3 | 3 | 0.00 | 0.000 |
| 52 Josh Lueke, R (4, 1)<br>ERA: 4.05 | 1.0 | | 3 | 0 | 0 | 0 | 1 | 0 | 0 | 0 | 0 | 0 | 0 | 5 | 5 | 0.00 | 0.000 |
| 79 Steve Geltz, R (5, 1)<br>ERA: 3.86 | 2.1 | | 9 | 4 | 1 | 1 | 2 | 0 | 0 | 0 | 0 | 0 | 1 | 15 | 17 | 3.86 | 1.714 |
| 83 Juan Sandoval, R (7, 1)<br>ERA: 3.52 | 2.1 | | 8 | 1 | 1 | 1 | 1 | 0 | 0 | 0 | 0 | 0 | 0 | 10 | 10 | 3.86 | 0.429 |

| PITCHER | IP | WLS | BF | H | R | ER | SO | BB | IBB | HBP | BLK | WP | HR | S | P | ERA | WHIP |
|---|---|---|---|---|---|---|---|---|---|---|---|---|---|---|---|---|---|
| 36 Matt Lollis, R (9, 1)<br>ERA: | 0.1 | | 3 | 1 | 0 | 0 | 0 | 1 | 0 | 0 | 0 | 0 | 0 | 2 | 7 | 0.00 | 6.000 |

# Minnesota Twins @ Tampa Bay Rays

Charlotte Sports Park, Port Charlotte, FL

Thu Mar 20 2014, 7:07 PM - 10:00 PM EDT

Att. 4,679 - Clear - 75 F

TOP

livebaseballscorecards.com

| Batter | 1 | 2 | 3 | 4 | 5 | 6 | 7 | 8 | 9 | AB | R | H | RBI | BB | SO | LOB |
|---|---|---|---|---|---|---|---|---|---|---|---|---|---|---|---|---|
| 2 Brian Dozier, R (1, 4)<br>OBP: 0.289, SLG: 0.400 | G5-3 | | P3 | | K | | | | K | 3 | 0 | 0 | 0 | 0 | 1 | 1 |
| 5 Eduardo Escobar, S (7, 4)<br>OBP: 0.290, SLG: 0.433 | | | | | | | | G6-4-3 55 84 1B<br>1-3<br>2-H | | 2 | 0 | 1 | 1 | 0 | 1 | 2 |
| 8 Kurt Suzuki, R (1, 2)<br>OBP: 0.286, SLG: 0.231 | K | | | L5 | | G1-3 | | | G6-3<br>1-2 | 3 | 0 | 0 | 0 | 0 | 1 | 0 |
| 84 Dan Rohlfing, R (7, 2)<br>OBP: 0.250, SLG: 0.200 | | | | | | | | G6-4-3 55<br>1-2<br>3-H | | 2 | 0 | 1 | 1 | 0 | 0 | 2 |
| 7 Joe Mauer, L (1, 3)<br>OBP: 0.412, SLG: 0.321 | F7 | | | K | | K | | G6-4-3<br>1-2f<br>2-3 | | 3 | 0 | 0 | 0 | 0 | 2 | 0 |
| 55 Chris Colabello, R (7, 3)<br>OBP: 0.513, SLG: 0.581 | | | | | | | | | | 1 | 0 | 0 | 0 | 0 | 0 | 2 |
| 16 Josh Willingham, R (1, 7)<br>OBP: 0.188, SLG: 0.111 | | K | | BB 13 1B | | P4 | | G5-3 | | 2 | 0 | 0 | 0 | 1 | 1 | 0 |
| 22 Wilkin Ramirez, R (7, 7)<br>OBP: 0.300, SLG: 0.414 | | | | | | | | | | 1 | 0 | 0 | 0 | 0 | 0 | 1 |
| 13 Jason Kubel, L (1, 10)<br>OBP: 0.273, SLG: 0.250 | | 1B | | 1B<br>1-3 | | | K | | E5 32 1B 11 1B 25 1B | 3 | 0 | 2 | 0 | 0 | 1 | 0 |
| 79 Deibinson Romero, R (9, PH)<br>OBP: 0.375, SLG: 0.545 | | | | | | | | | | 1 | 1 | 0 | 0 | 0 | 0 | 0 |
| 24 Trevor Plouffe, R (1, 5)<br>OBP: 0.325, SLG: 0.257 | | F8 | | K | | | F8 | | P3 | 4 | 0 | 0 | 0 | 0 | 1 | 4 |
| 31 Oswaldo Arcia, L (1, 9)<br>OBP: 0.333, SLG: 0.516 | | K | | | K | | F8 | | 32 1B 25 1B<br>1-2 | 3 | 0 | 0 | 0 | 0 | 2 | 1 |
| 11 Jason Bartlett, R (7, 9)<br>OBP: 0.161, SLG: 0.071 | | | | | | | | | 1B | 1 | 1 | 1 | 0 | 0 | 0 | 0 |
| 32 Aaron Hicks, S (1, 8)<br>OBP: 0.394, SLG: 0.563 | | | 25 G6-4-3 | | 2B | | | 25 BB 5 1B | 25 1B<br>1-2<br>2-3 | 4 | 1 | 4 | 0 | 0 | 0 | 0 |
| 25 Pedro Florimón, S (1, 6)<br>OBP: 0.222, SLG: 0.125 | | | G6-4-3<br>1-2f | | G5-3 | | | 5 1B 84 1B<br>1-2 | 84 S<br>1-3<br>2-H<br>3-H | 3 | 1 | 1 | 2 | 1 | 0 | 2 |
| Inning Stats | R: 0 E: 0 K: 1 S: 5 H: 0 LOB: 0 BB: 0 P: 5 | R: 0 E: 0 K: 2 S: 8 H: 1 LOB: 1 BB: 0 P: 8 | R: 0 E: 0 K: 0 S: 3 H: 1 LOB: 0 BB: 0 P: 3 | R: 0 E: 0 K: 2 S: 8 H: 1 LOB: 2 BB: 1 P: 12 | R: 0 E: 0 K: 2 S: 8 H: 1 LOB: 1 BB: 0 P: 8 | R: 0 E: 0 K: 1 S: 5 H: 0 LOB: 0 BB: 0 P: 5 | R: 0 E: 0 K: 1 S: 5 H: 0 LOB: 0 BB: 0 P: 5 | R: 2 E: 0 K: 0 S: 5 H: 3 LOB: 1 BB: 1 P: 9 | R: 2 E: 1 K: 1 S: 10 H: 3 LOB: 2 BB: 0 P: 10 | 1B: 9 2B: 1 3B: 0 HR: 0 | SF: 0 SAC: 0 DP: 2 HBP: 0 | | | | | | |

| | AB | 36 |
|---|---|---|
| | R | 4 |
| | H | 10 |
| | RBI | 4 |
| | BB | 2 |
| | SO | 10 |
| | LOB | 15 |

WP: 0 PB: 0 SB: 1 CS: 0 PA: 38

| PITCHER | | IP | WLS | BF | H | R | ER | SO | BB | IBB | HBP | BLK | WP | HR | S | P | ERA | WHIP |
|---|---|---|---|---|---|---|---|---|---|---|---|---|---|---|---|---|---|---|
| 27 Cesár Ramos, L<br>ERA: 2.63 | (1, 1) | 4.2 | | 18 | 4 | 0 | 0 | 6 | 1 | 0 | 0 | 0 | 0 | 0 | 29 | 33 | 0.00 | 1.071 |
| 50 Grant Balfour, R<br>ERA: 12.27 | (5, 1) | 0.1 | W | 1 | 0 | 0 | 0 | 1 | 0 | 0 | 0 | 0 | 0 | 0 | 3 | 3 | 0.00 | 0.000 |
| 23 Jake Odorizzi, R<br>ERA: 3.75 | (6, 1) | 4.0 | S | 19 | 6 | 4 | 3 | 3 | 1 | 0 | 0 | 0 | 0 | 0 | 25 | 29 | 6.75 | 1.750 |

| PITCHER | IP | WLS | BF | H | R | ER | SO | BB | IBB | HBP | BLK | WP | HR | S | P | ERA | WHIP |
|---|---|---|---|---|---|---|---|---|---|---|---|---|---|---|---|---|---|

# Minnesota Twins @ Tampa Bay Rays

Charlotte Sports Park, Port Charlotte, FL

Thu Mar 20 2014, 7:07 PM - 10:00 PM EDT

Att. 4,679 - Clear - 75 F

livebaseballscorecards.com

## BOTTOM

| Batter | 1 | 2 | 3 | 4 | 5 | 6 | 7 | 8 | 9 | AB | R | H | RBI | BB | SO | LOB |
|---|---|---|---|---|---|---|---|---|---|---|---|---|---|---|---|---|
| 8 Desmond Jennings, R (1, 8)<br>OBP: 0.441, SLG: 0.613<br>61 Cole Figueroa, L (7, 6)<br>OBP: 0.229, SLG: 0.273 | S S S<br>0-3 ①<br>K | | x<br>0-0<br>18<br>FC6-4<br>1B | | B B B B<br>4-0<br>18<br>G3-1<br>21<br>BB<br>3<br>2B<br>BB | | x<br>0-0 ①<br>F7 | x<br>0-0 ③<br>G3-1 | | 2<br>2 | 1<br>0 | 1<br>0 | 0<br>0 | 1<br>0 | 1<br>0 | 0<br>1 |
| 21 James Loney, L (1, 3)<br>OBP: 0.455, SLG: 0.607<br>16 Jayson Nix, R (7, 5)<br>OBP: 0.333, SLG: 0.414 | x<br>0-0 ②<br>G6-3 | | x<br>0-0 ②<br>F7 | | B B B B<br>4-0<br>18<br>G3-1<br>3<br>2B<br>1-2<br>2-3<br>BB | | x<br>0-0 ②<br>G6-3 | | | 2<br>1 | 1<br>0 | 0<br>0 | 0<br>0 | 1<br>0 | 0<br>0 | 1<br>0 |
| 18 Ben Zobrist, S (1, 4)<br>OBP: 0.560, SLG: 0.700<br>68 Jerry Sands, R (7, 3)<br>OBP: 0.361, SLG: 0.735 | x<br>0-0<br>3<br>FC6-4<br>1B | | x<br>0-0 ③<br>FC6-4<br>1-2f | | x<br>0-0 ②<br>G3-1<br>1-2<br>2-3<br>3-H | | x<br>0-0<br>71<br>1B<br>2B | | | 3<br>1 | 0<br>1 | 1<br>1 | 1<br>0 | 0<br>0 | 0<br>0 | 3<br>0 |
| 3 Evan Longoria, R (1, 5)<br>OBP: 0.324, SLG: 0.500<br>71 Justin Christian, R (7, 8)<br>OBP: 0.241, SLG: 0.231 | x<br>0-0 ③<br>FC6-4<br>1-2f | | | x<br>0-0 ①<br>F8 | x<br>0-0<br>2-H<br>3-H<br>2B | | x<br>0-0<br>69<br>2B<br>2-H<br>1B | | | 3<br>1 | 0<br>1 | 1<br>1 | 2<br>1 | 0<br>0 | 0<br>0 | 1<br>0 |
| 11 Logan Forsythe, R (1, 7)<br>OBP: 0.343, SLG: 0.355<br>69 Ray Olmedo, S (7, 4)<br>OBP: 0.353, SLG: 0.375 | | x<br>0-0 ①<br>G6-3 | | x<br>0-0 ②<br>G5-3 | x<br>0-0 ③<br>F7 | | x<br>0-0<br>2-H<br>2B | | | 3<br>1 | 0<br>0 | 0<br>1 | 0<br>1 | 0<br>0 | 0<br>0 | 1<br>0 |
| 11 Yunel Escobar, R (1, 6)<br>OBP: 0.469, SLG: 0.533<br>34 Willie Argo, R (7, 9) | | x<br>0-0<br>1<br>1B<br>1B | | x<br>0-0<br>1<br>FC5-4<br>1B | | S S S<br>0-3 ①<br>K | S S S<br>0-3 ③<br>K | | | 3<br>1 | 0<br>0 | 2<br>0 | 0<br>0 | 0<br>0 | 1<br>1 | 0<br>1 |
| 1 Sean Rodríguez, R (1, 9)<br>OBP: 0.360, SLG: 0.545<br>58 Ariel Soriano, R (7, 7) | | x<br>0-0<br>24<br>G6-4-3<br>1-2<br>1B | | x<br>0-0 ③<br>FC5-4<br>1-2f | | x<br>0-0<br>24<br>S<br>1B | | x<br>0-0 ①<br>F9 | | 3<br>1 | 0<br>0 | 2<br>0 | 0<br>0 | 0<br>0 | 0<br>0 | 1<br>0 |
| 24 Ryan Hanigan, R (1, 2)<br>OBP: 0.385, SLG: 0.318<br>60 Mayo Acosta, R (8, 2)<br>OBP: 0.500, SLG: 0.333 | | x<br>0-0 ② ③<br>G6-4-3<br>1-2f | | | B B B B<br>4-0<br>21<br>BB<br>5<br>PB<br>18<br>G3-1<br>BB | C C C<br>0-3 ②<br>K<br>1-2 | | x<br>0-0<br>1B | | 2<br>1 | 1<br>0 | 0<br>1 | 0<br>0 | 1<br>0 | 1<br>0 | 3<br>0 |
| 5 Brandon Guyer, R (1, 10)<br>OBP: 0.343, SLG: 0.394 | | | x<br>0-0 ①<br>G5-3 | | B x<br>1-0 ①<br>G5-3<br>1-2 | C C C<br>0-3 ③<br>K | | x<br>0-0 ②<br>F9 | | 4 | 0 | 0 | 0 | 0 | 1 | 3 |
| Inning Stats | R: 0<br>E: 0<br>K: 1<br>S: 6<br>H: 1<br>LOB: 1<br>BB: 0<br>P: 6 | R: 0<br>E: 0<br>K: 0<br>S: 4<br>H: 2<br>LOB: 1<br>BB: 0<br>P: 4 | R: 0<br>E: 0<br>K: 0<br>S: 4<br>H: 1<br>LOB: 1<br>BB: 0<br>P: 4 | R: 0<br>E: 0<br>K: 0<br>S: 4<br>H: 1<br>LOB: 1<br>BB: 0<br>P: 4 | R: 3<br>E: 0<br>K: 0<br>S: 4<br>H: 1<br>LOB: 1<br>BB: 3<br>P: 17 | R: 0<br>E: 0<br>K: 3<br>S: 10<br>H: 1<br>LOB: 1<br>BB: 0<br>P: 10 | R: 2<br>E: 0<br>K: 1<br>S: 8<br>H: 3<br>LOB: 1<br>BB: 0<br>P: 8 | R: 0<br>E: 0<br>K: 0<br>S: 4<br>H: 1<br>LOB: 1<br>BB: 0<br>P: 4 | | 1B: 8<br>2B: 3<br>3B: 0<br>HR: 0<br>SF: 0<br>SAC: 0<br>DP: 1<br>HBP: 0 | | | | | WP: 0<br>PB: 1<br>SB: 1<br>CS: 0<br>PA: 37 | |

| | AB | 34 |
|---|---|---|
| | R | 5 |
| | H | 11 |
| | RBI | 5 |
| | BB | 3 |
| | SO | 5 |
| | LOB | 15 |

| PITCHER | | IP | WLS | BF | H | R | ER | SO | BB | IBB | HBP | BLK | WP | HR | S | P | ERA | WHIP |
|---|---|---|---|---|---|---|---|---|---|---|---|---|---|---|---|---|---|---|
| 58 Scott Diamond, L<br>ERA: 5.79 | (1, 1) | 4.1 | L | 20 | 5 | 3 | 3 | 1 | 3 | 0 | 0 | 0 | 0 | 0 | 19 | 32 | 6.23 | 1.846 |
| 52 Brian Duensing, L<br>ERA: 6.23 | (5, 1) | 0.2 | | 3 | 1 | 0 | 0 | 0 | 0 | 0 | 0 | 0 | 0 | 0 | 3 | 3 | 0.00 | 1.500 |
| 57 Ryan Pressly, R<br>ERA: 6.14 | (6, 1) | 1.0 | | 4 | 1 | 0 | 0 | 3 | 0 | 0 | 0 | 0 | 0 | 0 | 10 | 10 | 0.00 | 1.000 |
| 81 Matt Hoffman, L<br>ERA: 3.6 | (7, 1) | 1.0 | | 6 | 3 | 2 | 2 | 1 | 0 | 0 | 0 | 0 | 0 | 0 | 8 | 8 | 18.00 | 3.000 |
| 64 Aaron Thompson, L<br>ERA: 1.5 | (8, 1) | 1.0 | | 4 | 1 | 0 | 0 | 0 | 0 | 0 | 0 | 0 | 0 | 0 | 4 | 4 | 0.00 | 1.000 |

| PITCHER | IP | WLS | BF | H | R | ER | SO | BB | IBB | HBP | BLK | WP | HR | S | P | ERA | WHIP |
|---|---|---|---|---|---|---|---|---|---|---|---|---|---|---|---|---|---|

# Toronto Blue Jays @ Tampa Bay Rays

Charlotte Sports Park, Port Charlotte, FL

Fri Mar 21 2014, 1:08 PM - 3:42 PM EDT

Att. 5,686 - Cloudy - 80 F

TOP

livebaseballscorecards.com

| Batter | 1 | 2 | 3 | 4 | 5 | 6 | 7 | 8 | 9 | AB | R | H | RBI | BB | SO | LOB |
|---|---|---|---|---|---|---|---|---|---|---|---|---|---|---|---|---|
| 8 Anthony Gose, L (1, 8)<br>OBP: 0.333, SLG: 0.400 | G5-3 | | 13 1B; 13 E; 1-2; 1B | | 13 CS; 1B | | K; 1-3 | | | 4 | 1 | 2 | 0 | 0 | 1 | 1 |
| 13 Brett Lawrie, R (1, 5)<br>OBP: 0.372, SLG: 0.475<br>66 Munenori Kawasaki, L (7, 5)<br>OBP: 0.278, SLG: 0.235 | F8 | | E8; 28 1B; 1-H; 2-H; 1B | | 1 SAFE B; 1-0; 1-2; HR | | SF9; 3-H | | | 3<br>0 | 2<br>0 | 2<br>0 | 3<br>0 | 0<br>0 | 0<br>0 | 0<br>0 |
| 28 Colby Rasmus, L (1, 10)<br>OBP: 0.241, SLG: 0.286 | K | | 3-H | | K | | K | | | 4 | 0 | 1 | 1 | 0 | 3 | 0 |
| 30 Dioner Navarro, S (1, 2)<br>OBP: 0.308, SLG: 0.324<br>15 Mike Nickeas, R (7, 2) | | 1B | P6 | | | P2 | | F7 | | 3<br>1 | 0<br>0 | 1<br>0 | 0<br>0 | 0<br>0 | 0<br>0 | 1<br>0 |
| 26 Adam Lind, L (1, 3)<br>OBP: 0.425, SLG: 0.622<br>38 Jared Goedert, R (8, PR)<br>OBP: 0.238, SLG: 0.158<br>(8, 3) | K | | G4-3 | | | 1 BB; 1B | | 68 G5-4-3; 1B | | 4<br>0 | 0<br>0 | 2<br>0 | 0<br>0 | 0<br>0 | 1<br>0 | 2<br>0 |
| 68 Brad Glenn, R (1, 7)<br>OBP: 0.333, SLG: 0.636 | F9 | | | F7 | | P4 | | G5-4-3; 1-2f | | 4 | 0 | 0 | 0 | 0 | 0 | 3 |
| 3 Maicer Izturis, S (1, 6)<br>OBP: 0.250, SLG: 0.222<br>1 Jonathan Diaz, R (5, 6)<br>OBP: 0.278, SLG: 0.071 | G4-3 | | | G5-3 | B B B B; 4-0; 11 FC6-4; 1-2; BB | | | | F9 | 2<br>1 | 0<br>0 | 0<br>0 | 0<br>0 | 0<br>1 | 0<br>0 | 1<br>0 |
| 11 Kevin Pillar, R (1, 9)<br>OBP: 0.176, SLG: 0.242 | | | K | P4 | | FC6-4; 1-2f | | | F8 | 4 | 0 | 0 | 0 | 0 | 1 | 2 |
| 39 Chris Getz, L (1, 4)<br>OBP: 0.310, SLG: 0.370 | | | 8 1B; 13 1B; 1B | | L4 | | E4; 8 E; 13 SF9 | | P5 | 4 | 2 | 1 | 0 | 0 | 0 | 0 |
| Inning Stats | R: 0 E: 0 K: 1 S: 5 / H: 0 LOB: 0 BB: 0 P: 5 | R: 0 E: 0 K: 1 S: 6 / H: 1 LOB: 1 BB: 0 P: 6 | R: 3 E: 1 K: 1 S: 9 / H: 4 LOB: 1 BB: 0 P: 9 | R: 0 E: 0 K: 0 S: 3 / H: 0 LOB: 0 BB: 0 P: 3 | R: 1 E: 0 K: 1 S: 6 / H: 2 LOB: 0 BB: 0 P: 7 | R: 0 E: 0 K: 0 S: 4 / H: 1 LOB: 2 BB: 1 P: 8 | R: 1 E: 2 K: 2 S: 8 / H: 0 LOB: 0 BB: 0 P: 8 | R: 0 E: 0 K: 0 S: 3 / H: 1 LOB: 1 BB: 0 P: 3 | R: 0 E: 0 K: 0 S: 3 / H: 0 LOB: 0 BB: 0 P: 3 | 1B: 8 2B: 0 3B: 0 HR: 1 | SF: 1 SAC: 0 DP: 1 HBP: 0 | | | | | | |

| | AB | 34 |
|---|---|---|
| | R | 5 |
| | H | 9 |
| | RBI | 4 |
| | BB | 1 |
| | SO | 6 |
| | LOB | 10 |

WP: 0 PB: 0 SB: 0 CS: 1 PA: 36

| PITCHER | | IP | WLS | BF | H | R | ER | SO | BB | IBB | HBP | BLK | WP | HR | S | P | ERA | WHIP |
|---|---|---|---|---|---|---|---|---|---|---|---|---|---|---|---|---|---|---|
| 40 Erik Bedard, L<br>ERA: 6.88 | (1, 1) | 5.2 | L | 25 | 8 | 4 | 4 | 4 | 1 | 0 | 0 | 0 | 0 | 1 | 32 | 37 | 6.35 | 1.588 |
| 13 Heath Bell, R<br>ERA: 4.15 | (6, 1) | 0.1 | | 1 | 0 | 0 | 0 | 0 | 0 | 0 | 0 | 0 | 0 | 0 | 1 | 1 | 0.00 | 0.000 |
| 62 Joel Peralta, R<br>ERA: 1.93 | (7, 1) | 1.0 | | 4 | 0 | 1 | 0 | 2 | 0 | 0 | 0 | 0 | 0 | 0 | 8 | 8 | 0.00 | 0.000 |
| Santiago Garrido, R<br>ERA: 3.18 | (8, 1) | 2.0 | | 6 | 1 | 0 | 0 | 0 | 0 | 0 | 0 | 0 | 0 | 0 | 6 | 6 | 0.00 | 0.500 |

| PITCHER | | IP | WLS | BF | H | R | ER | SO | BB | IBB | HBP | BLK | WP | HR | S | P | ERA | WHIP |
|---|---|---|---|---|---|---|---|---|---|---|---|---|---|---|---|---|---|---|

| Batter | 1 | 2 | 3 | 4 | 5 | 6 | 7 | 8 | 9 | AB | R | H | RBI | BB | SO | LOB |
|---|---|---|---|---|---|---|---|---|---|---|---|---|---|---|---|---|
| 18 Ben Zobrist, S (1, 4)<br>OBP: 0.500, SLG: 0.609 | G4-3 | | G1-3 | | | F8 | | K | | 3 | 0 | 0 | 0 | 0 | 0 | 1 |
| 1 Sean Rodríguez, R (7, 6)<br>OBP: 0.346, SLG: 0.522 | | | | | | | | | | 1 | 0 | 0 | 0 | 0 | 1 | 1 |
| 7 David DeJesus, L (1, 7)<br>OBP: 0.500, SLG: 0.667 | 3 G6-4-3 BB | | | K | | F8 | | | L4 | 2 | 0 | 0 | 0 | 1 | 1 | 0 |
| 60 Mayo Acosta, R (8, 2)<br>OBP: 0.400, SLG: 0.250 | | | | | | | | | | 1 | 0 | 0 | 0 | 0 | 0 | 0 |
| 3 Evan Longoria, R (1, 5)<br>OBP: 0.324, SLG: 0.471 | G6-4-3<br>1-2f | | | 9 21 1B<br>FC6-4 BB | | G5-3 | | | F7 | 2 | 0 | 0 | 0 | 1 | 0 | 1 |
| 69 Ray Olmedo, S (7, 5)<br>OBP: 0.333, SLG: 0.353 | | | | | | | | | | 1 | 0 | 0 | 0 | 0 | 0 | 0 |
| 21 James Loney, L (1, 3)<br>OBP: 0.486, SLG: 0.633 | | 9 G6-4-3 1B | | 9 FC6-4<br>1-2 1B | | | K | | K | 2 | 0 | 2 | 0 | 0 | 0 | 0 |
| 11 Logan Forsythe, R (7, 3)<br>OBP: 0.324, SLG: 0.333 | | | | | | | | | | 2 | 0 | 0 | 0 | 0 | 2 | 0 |
| 9 Wil Myers, R (1, 9)<br>OBP: 0.250, SLG: 0.417 | | G6-4-3<br>1-2f | | FC6-4<br>1-2f 2-3 | | | G3-1 | | | 3 | 0 | 0 | 0 | 0 | 0 | 3 |
| 44 Bralin Jackson, R (8, 7) | | | | | | | | | | 0 | 0 | 0 | 0 | 0 | 0 | 0 |
| 8 Desmond Jennings, R (1, 8)<br>OBP: 0.417, SLG: 0.576 | | K | | G1-3 | | | G6-3 | | | 2 | 0 | 0 | 0 | 0 | 1 | 2 |
| 5 Brandon Guyer, R (7, 8)<br>OBP: 0.333, SLG: 0.382 | | | | | | | | | | 1 | 0 | 0 | 0 | 0 | 0 | 0 |
| 11 Yunel Escobar, R (1, 6)<br>OBP: 0.471, SLG: 0.531 | | | 1B | G4-3 | | | | G3-1 | | 2 | 0 | 1 | 0 | 0 | 0 | 0 |
| 16 Jayson Nix, R (7, 4)<br>OBP: 0.324, SLG: 0.400 | | | | | | | | | | 1 | 0 | 0 | 0 | 0 | 0 | 0 |
| 24 Ryan Hanigan, R (1, 10)<br>OBP: 0.393, SLG: 0.304 | | P6 | | G6-4-3 BB | | | | G3-1 | | 1 | 0 | 0 | 0 | 1 | 0 | 1 |
| 29 Jeff Malm, L (8, PH)<br>(9, 10) | | | | | | | | | | 1 | 0 | 0 | 0 | 0 | 0 | 0 |
| Curt Casali, R (1, 2)<br>OBP: 0.500, SLG: 0.571 | | L9 | | G6-4-3<br>1-2f | | | | BB | | 2 | 0 | 0 | 0 | 0 | 0 | 2 |
| 61 Marty Gantt, R (8, 9) | | | | | | | | | | 0 | 0 | 0 | 0 | 1 | 0 | 0 |
| Inning Stats | R: 0 E: 0 K: 0 S: 2 H: 0 LOB: 0 BB: 1 P: 6 | R: 0 E: 0 K: 1 S: 5 H: 1 LOB: 0 BB: 0 P: 5 | R: 0 E: 0 K: 0 S: 4 H: 1 LOB: 1 BB: 0 P: 4 | R: 0 E: 0 K: 1 S: 6 H: 1 LOB: 2 BB: 1 P: 10 | | R: 0 E: 0 K: 0 S: 3 H: 0 LOB: 0 BB: 0 P: 3 | R: 0 E: 0 K: 1 S: 5 H: 0 LOB: 0 BB: 0 P: 5 | R: 0 E: 0 K: 1 S: 5 H: 0 LOB: 1 BB: 1 P: 9 | R: 0 E: 0 K: 1 S: 5 H: 0 LOB: 0 BB: 0 P: 5 | 1B: 3 2B: 0 3B: 0 HR: 0 | SF: 0 SAC: 0 DP: 3 HBP: 0 | | | | | |

| PITCHER | IP | WLS | BF | H | R | ER | SO | BB | IBB | HBP | BLK | WP | HR | S | P | ERA | WHIP |
|---|---|---|---|---|---|---|---|---|---|---|---|---|---|---|---|---|---|
| 41 Aaron Sanchez, R (1, 1)<br>ERA: | 5.1 | W | 19 | 3 | 0 | 0 | 2 | 3 | 0 | 0 | 0 | 0 | 0 | 20 | 32 | 0.00 | 1.125 |
| 33 Jeremy Jeffress, R (6, 1)<br>ERA: 2.79 | 2.1 | | 8 | 0 | 0 | 0 | 1 | 1 | 0 | 0 | 0 | 0 | 0 | 9 | 13 | 0.00 | 0.429 |
| 52 Danny Barnes, R (8, 1)<br>ERA: | 0.1 | | 1 | 0 | 0 | 0 | 1 | 0 | 0 | 0 | 0 | 0 | 0 | 3 | 3 | 0.00 | 0.000 |
| 52 John Stilson, R (9, 1)<br>ERA: | 1.0 | | 3 | 0 | 0 | 0 | 1 | 0 | 0 | 0 | 0 | 0 | 0 | 5 | 5 | 0.00 | 0.000 |

| PITCHER | IP | WLS | BF | H | R | ER | SO | BB | IBB | HBP | BLK | WP | HR | S | P | ERA | WHIP |
|---|---|---|---|---|---|---|---|---|---|---|---|---|---|---|---|---|---|

# BOTTOM

# Toronto Blue Jays @ Tampa Bay Rays

Charlotte Sports Park, Port Charlotte, FL

Fri Mar 21 2014, 1:08 PM - 3:42 PM EDT

Att. 5,686 - Cloudy - 80 F

livebaseballscorecards.com

| | |
|---|---|
| AB | 27 |
| R | 0 |
| H | 3 |
| RBI | 0 |
| BB | 4 |
| SO | 5 |
| LOB | 11 |

# Baltimore Orioles @ Tampa Bay Rays

Charlotte Sports Park, Port Charlotte, FL

Sat Mar 22 2014, 1:09 PM - 4:00 PM EDT

Att. 6,105 - Cloudy - 77 F

livebaseballscorecards.com

## TOP

| Batter | 1 | 2 | 3 | 4 | 5 | 6 | 7 | 8 | 9 | 10 | AB | R | H | RBI | BB | SO | LOB |
|---|---|---|---|---|---|---|---|---|---|---|---|---|---|---|---|---|---|
| 1 Jemile Weeks, S (1, 4)<br>OBP: 0.293, SLG: 0.156<br>6 Jonathan Schoop, R (8, PH)<br>OBP: 0.432, SLG: 0.606 (8, 4) | K | | K2-3 | | F7 | | | K | | | 3 | 0 | 0 | 0 | 0 | 2 | 1 |
| | | | | | | | | | | | 1 | 0 | 0 | 0 | 0 | 1 | 0 |
| 14 Nolan Reimold, R (1, 10)<br>OBP: 0.375, SLG: 0.333 | K | | F9 | | L5 | | | BB 86 G6-4-3 | | | 3 | 0 | 0 | 0 | 1 | 1 | 1 |
| 51 Henry Urrutia, L (1, 9)<br>OBP: 0.314, SLG: 0.500<br>86 Dariel Álvarez, R (8, PH)<br>OBP: 0.500, SLG: 1.500 (8, 9) | K | | | 2B 27 1B 45 G5-4-3 | | K | | G6-4-3 1-2f | | | 3 | 1 | 1 | 0 | 0 | 2 | 0 |
| | | | | | | | | | | | 1 | 0 | 0 | 0 | 0 | 0 | 1 |
| 27 Delmon Young, R (1, 7)<br>OBP: 0.278, SLG: 0.444<br>92 Buck Britton, L (9, PH)<br>OBP: 0.111, SLG: 0.111 (9, 5) | | HR | | 1B 45 G5-4-3 2-3 | | K | | | K | | 3 | 1 | 2 | 1 | 0 | 1 | 0 |
| | | | | | | | | | | | 1 | 0 | 0 | 0 | 0 | 1 | 0 |
| 45 Steve Clevenger, L (1, 2)<br>OBP: 0.484, SLG: 0.607<br>63 Caleb Joseph, R (9, 2)<br>OBP: 0.188, SLG: 0.143 | F8 | | | G5-4-3 1-2f 3-H | | F8 | | | P4 | | 4 | 0 | 0 | 0 | 0 | 0 | 1 |
| | | | | | | | | | | | 0 | 0 | 0 | 0 | 0 | 0 | 0 |
| 28 Steve Pearce, R (1, 3)<br>OBP: 0.311, SLG: 0.442<br>41 Julio Borbon, L (9, PH)<br>OBP: 0.350, SLG: 0.188 (9, 7) | 2B | | | K | | | E6 12 SH1-3 12 WP | | G3 | | 3 | 0 | 1 | 0 | 0 | 1 | 0 |
| | | | | | | | | | | | 1 | 0 | 0 | 0 | 0 | 0 | 0 |
| 12 Alexi Casilla, S (1, 6)<br>OBP: 0.143, SLG: 0.214<br>36 Alex Gonzalez, R (7, 6)<br>OBP: 0.500, SLG: 0.731 | K | | 2B 34 G4-3 67 1B | | | | SH1-3 1-3 | | | 1B 34 FC1-6 | 2 | 1 | 1 | 0 | 0 | 1 | 1 |
| | | | | | | | | | | | 1 | 0 | 1 | 0 | 0 | 0 | 0 |
| 34 Quintin Berry, L (1, 8)<br>OBP: 0.270, SLG: 0.353 | K | | | G4-3 2-3 | | | K | | FC1-6 67 G6-4-3 1-2f | | 4 | 0 | 0 | 0 | 0 | 2 | 4 |
| 67 Michael Almanzar, R (1, 5)<br>OBP: 0.275, SLG: 0.371 (9, 3) | | K | | 1B | | | K | | | G6-4-3 1-2f | 4 | 0 | 1 | 1 | 0 | 2 | 2 |
| Inning Stats | R: 0 E: 0 K: 3 S: 9 H: 0 LOB: 0 BB: 0 P: 9 | R: 1 E: 0 K: 2 S: 10 H: 2 LOB: 1 BB: 0 P: 12 | R: 0 E: 0 K: 2 S: 7 H: 0 LOB: 0 BB: 0 P: 7 | R: 1 E: 0 K: 1 S: 6 H: 2 LOB: 0 BB: 0 P: 6 | R: 1 E: 0 K: 0 S: 5 H: 2 LOB: 1 BB: 0 P: 5 | R: 0 E: 0 K: 2 S: 7 H: 0 LOB: 0 BB: 0 P: 7 | R: 0 E: 1 K: 2 S: 9 H: 0 LOB: 1 BB: 0 P: 9 | R: 0 E: 0 K: 1 S: 4 H: 0 LOB: 0 BB: 1 P: 8 | R: 0 E: 0 K: 1 S: 5 H: 0 LOB: 0 BB: 0 P: 5 | R: 0 E: 0 K: 0 S: 3 H: 1 LOB: 0 BB: 0 P: 3 | 1B: 3 2B: 3 3B: 0 HR: 1 | SF: 0 SAC: 1 DP: 3 HBP: 0 | | | | | | |

| | AB | 34 |
|---|---|---|
| | R | 3 |
| | H | 7 |
| | RBI | 2 |
| | BB | 1 |
| | SO | 14 |
| | LOB | 11 |

WP: 1 PB: 0 SB: 0 CS: 0 PA: 36

| PITCHER | | IP | WLS | BF | H | R | ER | SO | BB | IBB | HBP | BLK | WP | HR | S | P | ERA | WHIP |
|---|---|---|---|---|---|---|---|---|---|---|---|---|---|---|---|---|---|---|
| 53 Alex Cobb, R<br>ERA: 2.31 | (1, 1) | 7.0 | | 27 | 6 | 3 | 3 | 12 | 0 | 0 | 0 | 0 | 1 | 1 | 53 | 55 | 3.86 | 0.857 |
| 57 Jake McGee, L<br>ERA: | (8, 1) | 1.0 | | 3 | 0 | 0 | 0 | 1 | 1 | 0 | 0 | 0 | 0 | 0 | 4 | 8 | 0.00 | 1.000 |
| 62 Joel Peralta, R<br>ERA: 1.8 | (9, 1) | 0.1 | | 1 | 0 | 0 | 0 | 1 | 0 | 0 | 0 | 0 | 0 | 0 | 3 | 3 | 0.00 | 0.000 |
| 52 Josh Lueke, R<br>ERA: 3.24 | (9, 1) | 1.2 | | 5 | 1 | 0 | 0 | 0 | 0 | 0 | 0 | 0 | 0 | 0 | 5 | 5 | 0.00 | 0.600 |

| PITCHER | IP | WLS | BF | H | R | ER | SO | BB | IBB | HBP | BLK | WP | HR | S | P | ERA | WHIP |
|---|---|---|---|---|---|---|---|---|---|---|---|---|---|---|---|---|---|

# Baltimore Orioles @ Tampa Bay Rays

Charlotte Sports Park, Port Charlotte, FL

Sat Mar 22 2014, 1:09 PM - 4:00 PM EDT

Att. 6,105 - Cloudy - 77 F

BOTTOM

| Batter | 1 | 2 | 3 | 4 | 5 | 6 | 7 | 8 | 9 | 10 | AB | R | H | RBI | BB | SO | LOB |
|---|---|---|---|---|---|---|---|---|---|---|---|---|---|---|---|---|---|
| 7 David DeJesus, L (1, 8)<br>OBP: 0.483, SLG: 0.630<br>37 Kes Carter, L (8, 8) | G4-3 | | 3 G6-4-3, 1-2, 1B | | CS, 1-2 | G4-3 | | P3 | | K | 3<br>2 | 0<br>0 | 1<br>0 | 0<br>0 | 0<br>0 | 0<br>1 | 0<br>0 |
| 18 Ben Zobrist, S (1, 10)<br>OBP: 0.484, SLG: 0.560<br>15 Wilson Betemit, S (8, PH)<br>OBP: 0.308, SLG: 0.348 (9, 10) | F8 | | F7, 2-3 | | | BB, 4-0 | | 1B, 0-0 | | | 2<br>1 | 0<br>0 | 0<br>1 | 0<br>0 | 1<br>0 | 0<br>0 | 2<br>0 |
| 3 Evan Longoria, R (1, 5)<br>OBP: 0.325, SLG: 0.459<br>16 James Harris, R (8, 7) | 21 HR, 1B | | G6-4-3, 1-2f | | | F8 | | G4-3 | | | 3<br>1 | 1<br>0 | 1<br>0 | 0<br>0 | 0<br>0 | 0<br>0 | 3<br>1 |
| 21 James Loney, L (1, 3)<br>OBP: 0.474, SLG: 0.697<br>57 Jonathan Quinonez, R (8, 6)<br>OBP: 1.000, SLG: 1.000 | 1-H, HR | | | G4-3 | | F9 | | | 56 G4-3, 35 1B, 1B | | 3<br>1 | 1<br>1 | 1<br>1 | 2<br>0 | 0<br>0 | 0<br>0 | 1<br>0 |
| 9 Wil Myers, R (1, 9)<br>OBP: 0.256, SLG: 0.436<br>56 Granden Goetzman, R (8, 9) | G4-3 | | | K | | | 11 FC6-5, 2B | | G4-3, 1-2 | | 3<br>1 | 0<br>0 | 1<br>0 | 0<br>0 | 0<br>0 | 1<br>0 | 0<br>1 |
| 11 Yunel Escobar, R (1, 6)<br>OBP: 0.459, SLG: 0.500<br>35 Alejandro Segovia, R (8, 3)<br>OBP: 1.000, SLG: 1.000 | | 28 G6-4-3, HBP | | G5-3 | | | FC6-5, 2-3 | | 20 G6-4-3, 2-H, 1B | | 2<br>1 | 0<br>0 | 0<br>1 | 0<br>1 | 0<br>0 | 0<br>0 | 1<br>0 |
| 28 José Molina, R (1, 2)<br>OBP: 0.348, SLG: 0.333<br>20 Justin O'Conner, R (7, 2) | | G6-4-3, 1-2f | | G4-3 | | | K | | G6-4-3, 1-2f | | 2<br>2 | 0<br>0 | 0<br>0 | 0<br>0 | 0<br>0 | 0<br>1 | 1<br>2 |
| 16 Jayson Nix, R (1, 4)<br>OBP: 0.324, SLG: 0.394<br>Riccio Torrez, R (8, 5) | | P4 | | 5 FC6-4, 1B | | | F7 | | | P3 | 3<br>1 | 0<br>0 | 1<br>0 | 0<br>0 | 0<br>0 | 0<br>0 | 1<br>0 |
| 5 Brandon Guyer, R (1, 7)<br>OBP: 0.342, SLG: 0.389<br>69 Ray Olmedo, S (8, 4)<br>OBP: 0.300, SLG: 0.316 | | | 18 F7, 7 1B, 1B | FC6-4, 1-2f | 7 CS | | | F9 | | G6-3 | 2<br>2 | 0<br>0 | 1<br>0 | 0<br>0 | 0<br>0 | 0<br>0 | 1<br>0 |
| Inning Stats | R: 2 E: 0 K: 0 S: 5 H: 2 LOB: 0 P: 6 | R: 0 E: 0 K: 0 S: 2 H: 0 LOB: 0 BB: 0 P: 3 | R: 0 E: 0 K: 0 S: 4 H: 2 LOB: 1 BB: 0 P: 4 | R: 0 E: 0 K: 1 S: 5 H: 0 LOB: 0 BB: 0 P: 5 | R: 0 E: 0 K: 0 S: 4 H: 1 LOB: 0 BB: 0 P: 4 | R: 0 E: 0 K: 0 S: 3 H: 0 LOB: 1 BB: 1 P: 7 | R: 0 E: 0 K: 1 S: 6 H: 1 LOB: 1 BB: 0 P: 6 | R: 0 E: 0 K: 0 S: 4 H: 1 LOB: 1 BB: 0 P: 4 | R: 1 E: 0 K: 0 S: 4 H: 2 LOB: 0 BB: 0 P: 4 | R: 0 E: 0 K: 1 S: 5 H: 0 LOB: 0 BB: 0 P: 5 | 1B: 7<br>2B: 1<br>3B: 0<br>HR: 1 | SF: 0<br>SAC: 0<br>DP: 3<br>HBP: 1 | | | | | WP: 0<br>PB: 0<br>SB: 0<br>CS: 1 | PA: 38 |

livebaseballscorecards.com

| | AB | 35 |
|---|---|---|
| | R | 3 |
| | H | 9 |
| | RBI | 3 |
| | BB | 1 |
| | SO | 3 |
| | LOB | 14 |

| PITCHER | IP | WLS | BF | H | R | ER | SO | BB | IBB | HBP | BLK | WP | HR | S | P | ERA | WHIP |
|---|---|---|---|---|---|---|---|---|---|---|---|---|---|---|---|---|---|
| 31 Ubaldo Jiménez, R (1, 1)<br>ERA: 5.4 | 6.0 | | 22 | 5 | 2 | 2 | 1 | 1 | 0 | 1 | 0 | 0 | 1 | 23 | 29 | 3.00 | 1.000 |
| 35 Brad Brach, R (7, 1)<br>ERA: 2.45 | 1.0 | H | 4 | 1 | 0 | 0 | 1 | 0 | 0 | 0 | 0 | 0 | 0 | 6 | 6 | 0.00 | 1.000 |
| 60 Josh Stinson, R (8, 1)<br>ERA: | 1.0 | H | 4 | 1 | 0 | 0 | 0 | 0 | 0 | 0 | 0 | 0 | 0 | 4 | 4 | 0.00 | 1.000 |
| 47 Evan Meek, R (9, 1)<br>ERA: 1.29 | 1.0 | B | 4 | 2 | 1 | 1 | 0 | 0 | 0 | 0 | 0 | 0 | 0 | 4 | 4 | 9.00 | 2.000 |
| 91 Alfredo Aceves, R (10, 1)<br>ERA: 4.5 | 1.0 | | 3 | 0 | 0 | 0 | 1 | 0 | 0 | 0 | 0 | 0 | 0 | 5 | 5 | 0.00 | 0.000 |

| PITCHER | IP | WLS | BF | H | R | ER | SO | BB | IBB | HBP | BLK | WP | HR | S | P | ERA | WHIP |
|---|---|---|---|---|---|---|---|---|---|---|---|---|---|---|---|---|---|

# Tampa Bay Rays @ Boston Red Sox

JetBlue Park, Ft. Myers, FL

Sun Mar 23 2014, 1:10 PM - 4:19 PM EDT

Att. 9,840 - Sunny - 85 F

TOP

livebaseballscorecards.com

| Batter | 1 | 2 | 3 | 4 | 5 | 6 | 7 | 8 | 9 | AB | R | H | RBI | BB | SO | LOB |
|---|---|---|---|---|---|---|---|---|---|---|---|---|---|---|---|---|
| 11 Logan Forsythe, R (1, 5)<br>OBP: 0.317, SLG: 0.324 | K | 7 S<br>7 1B<br>1-2 1B | | K | | K | | SF9<br>3-H | | 4 | 1 | 1 | 0 | 0 | 3 | 1 |
| 23 Cameron Seitzer, L (7, 3)<br>OBP: 0.375, SLG: 1.286 | | | | | | | | | | 0 | 0 | 0 | 1 | 0 | 0 | 0 |
| 7 David DeJesus, L (1, 10)<br>OBP: 0.471, SLG: 0.625 | G4-3 | 1-H<br>2-H<br>1B | | | 8<br>2B<br>2B | F7 | | G3 | | 5 | 1 | 2 | 2 | 0 | 0 | 1 |
| 9 Wil Myers, R (1, 9)<br>OBP: 0.279, SLG: 0.465 | 8<br>1B<br>2B | K | | | G5-3 | | 20<br>1B<br>1B | | 18<br>FC5-4<br>BB | 4 | 1 | 2 | 0 | 0 | 1 | 2 |
| 10 Taylor Motter, R (7, 7)<br>OBP: 0.400, SLG: 0.250 | | | | | | | | | | 0 | 0 | 0 | 0 | 1 | 0 | 0 |
| 8 Desmond Jennings, R (1, 8)<br>OBP: 0.450, SLG: 0.611 | 1<br>S<br>2-H 1B | | 1<br>G5-4-3<br>BB | | 20<br>HR<br>2-H 2B | F9 | | | FC5-4<br>5<br>BB<br>60<br>BB<br>1-2f | 3 | 1 | 2 | 2 | 1 | 0 | 1 |
| 18 Richie Shaffer, R (7, 5)<br>OBP: 0.429, SLG: 0.667 | | | | | | | | | | 1 | 0 | 0 | 0 | 0 | 0 | 1 |
| 1 Sean Rodríguez, R (1, 3)<br>OBP: 0.333, SLG: 0.462 | K<br>1-2 | | G5-4-3<br>1-2f | | 20<br>HR<br>BB | K | | | 5<br>BB<br>1-2 BB | 3 | 1 | 0 | 0 | 1 | 2 | 3 |
| 60 Mayo Acosta, R (7, 2)<br>OBP: 0.500, SLG: 0.250 | | | | | | | | | | 0 | 0 | 0 | 0 | 1 | 0 | 0 |
| 20 Matt Joyce, L (1, 7)<br>OBP: 0.286, SLG: 0.450 | | F9 | K | | 1-H<br>2-H<br>HR | 1B | | | K | 4 | 1 | 2 | 3 | 0 | 1 | 0 |
| 76 Jose Paez, R (7, 9) | | | | | | | | | | 1 | 0 | 0 | 0 | 0 | 1 | 2 |
| 24 Ryan Hanigan, R (1, 2)<br>OBP: 0.387, SLG: 0.308 | | | | F9 | P3 | | | | | 3 | 1 | 1 | 0 | 0 | 0 | 0 |
| 5 Brandon Guyer, R (7, PH)<br>OBP: 0.350, SLG: 0.378 (7, 8) | 69<br>BLK<br>69<br>1B<br>1B | | | | | K | | | 1-2<br>2-3 BB | 1 | 0 | 0 | 0 | 1 | 1 | 2 |
| 16 Jayson Nix, R (1, 4)<br>OBP: 0.341, SLG: 0.459 | F7 | | | 2B | F8 | | | 69<br>G3<br>23<br>SF9<br>2B | K | 4 | 0 | 2 | 0 | 0 | 0 | 1 |
| 57 Jonathan Quinonez, R (8, PR)<br>OBP: 0.500, SLG: 0.500 (8, 4) | | | | | | | | | | 1 | 1 | 0 | 0 | 0 | 1 | 3 |
| 69 Ray Olmedo, S (1, 6)<br>OBP: 0.292, SLG: 0.304 | 7<br>S<br>11<br>1B<br>7<br>1B<br>1-H 1B | | | K | | F9 | | G3<br>2-3 | | 4 | 1 | 1 | 1 | 0 | 1 | 2 |

| | AB | R | H | RBI | BB | SO | LOB |
|---|---|---|---|---|---|---|---|
| | 38 | 9 | 13 | 9 | 5 | 11 | 19 |

| Inning Stats | 1 | 2 | 3 | 4 | 5 | 6 | 7 | 8 | 9 | 1B | SF | WP | PA |
|---|---|---|---|---|---|---|---|---|---|---|---|---|---|
| R | 1 | 3 | 0 | 0 | 4 | 0 | 0 | 1 | 0 | 7 | 1 | 0 | 44 |
| E | 0 | 0 | 0 | 0 | 0 | 0 | 0 | 0 | 0 | 2B | 5 | PB | 0 |
| K | 2 | 1 | 1 | 2 | 0 | 1 | 2 | 0 | 2 | 3B | 0 | SAC | 0 |
| S | 9 | 9 | 4 | 8 | 7 | 5 | 9 | 4 | 7 | HR | 1 | DP | 1 |
| H | 2 | 4 | 0 | 1 | 3 | 0 | 2 | 1 | 0 | SB | 3 | HBP | 0 |
| LOB | 1 | 1 | 0 | 1 | 1 | 2 | 2 | 1 | 3 | CS | 0 | | |
| BB | 0 | 0 | 1 | 0 | 1 | 0 | 0 | 0 | 3 | | | | |
| P | 11 | 11 | 8 | 8 | 11 | 5 | 9 | 4 | 19 | | | | |

| PITCHER | IP | WLS | BF | H | R | ER | SO | BB | IBB | HBP | BLK | WP | HR | S | P | ERA | WHIP |
|---|---|---|---|---|---|---|---|---|---|---|---|---|---|---|---|---|---|
| 22 Felix Doubront, L (1, 1)<br>ERA: 9.64 | 4.1 | L | 24 | 10 | 8 | 8 | 6 | 2 | 0 | 0 | 1 | 0 | 1 | 35 | 47 | 16.61 | 2.769 |
| 67 Brandon Workman, R (5, 1)<br>ERA: 5.52 | 3.2 | | 14 | 3 | 1 | 1 | 3 | 0 | 0 | 0 | 0 | 0 | 0 | 20 | 20 | 2.46 | 0.818 |
| 35 Burke Badenhop, R (9, 1)<br>ERA: 5.14 | 1.0 | | 6 | 0 | 0 | 0 | 2 | 3 | 0 | 0 | 0 | 0 | 0 | 7 | 19 | 0.00 | 3.000 |

| PITCHER | IP | WLS | BF | H | R | ER | SO | BB | IBB | HBP | BLK | WP | HR | S | P | ERA | WHIP |
|---|---|---|---|---|---|---|---|---|---|---|---|---|---|---|---|---|---|

# Tampa Bay Rays @ Boston Red Sox

JetBlue Park, Ft. Myers, FL

Sun Mar 23 2014, 1:10 PM - 4:19 PM EDT

Att. 9,840 - Sunny - 85 F

## BOTTOM

| Batter | 1 | 2 | 3 | 4 | 5 | 6 | 7 | 8 | 9 | AB | R | H | RBI | BB | SO | LOB |
|---|---|---|---|---|---|---|---|---|---|---|---|---|---|---|---|---|
| 38 Grady Sizemore, L (1, 8)<br>OBP: 0.333, SLG: 0.345 | C C C 0-3 K ① | | X 0-0 F5 ② | | S S S 0-3 K ③ | | X 0-0 G4-3 ② ③ 1-2f | | | 4 | 0 | 0 | 0 | 0 | 2 | 5 |
| 18 Shane Victorino, S (1, 9)<br>OBP: 0.320, SLG: 0.273 | X 0-0 P6 ② | | B B B B 4-0 15 BB 1-2 2-3 BB | | | X 0-0 F7 ① | | X 0-0 L7 ① | | 3 | 0 | 0 | 0 | 1 | 0 | 0 |
| 26 Shannon Wilkerson, R (9, 9) | | | | | | | | | | 0 | 0 | 0 | 0 | 0 | 0 | 0 |
| 15 Dustin Pedroia, R (1, 4)<br>OBP: 0.326, SLG: 0.463 | X 0-0 G5-3 ③ | | B B B B 4-0 1-2 2-3 3-H BB | | | X 0-0 G5-3 ② | | X 0-0 F9 ② | | 2 | 0 | 0 | 1 | 1 | 0 | 0 |
| 10 Jonathan Herrera, S (7, 4) (8, 6)<br>OBP: 0.243, SLG: 0.278 | | | | | | | | | | 1 | 0 | 0 | 0 | 0 | 0 | 0 |
| 34 David Ortiz, L (1, 10)<br>OBP: 0.132, SLG: 0.171 | | X 0-0 F9 ① | S S S 0-3 K ③ | | | S S S 0-3 K ③ | | S S S 0-3 K ③ | | 3 | 0 | 0 | 0 | 0 | 2 | 3 |
| 25 Jackie Bradley Jr., L (8, PH) (9, 10)<br>OBP: 0.250, SLG: 0.313 | | | | | | | | | | 1 | 0 | 0 | 0 | 0 | 1 | 0 |
| 12 Mike Napoli, R (1, 3)<br>OBP: 0.227, SLG: 0.405 | | X 0-0 F9 ② | | C C C 0-3 K ① | | | X 0-0 P5 ① | | C C C 0-3 K ① | 3 | 0 | 0 | 0 | 0 | 1 | 0 |
| 37 Mike Carp, L (8, 3)<br>OBP: 0.275, SLG: 0.541 | | | | | | | | | | 1 | 0 | 0 | 0 | 0 | 1 | 0 |
| 5 Jonny Gomes, R (1, 7)<br>OBP: 0.250, SLG: 0.250 | | X 0-0 P4 ③ | | X 0-0 G6-3 ② | | | B B B B 4-0 2 1B 16 1B BB | | S S S 0-3 K ② | 2 | 0 | 0 | 0 | 1 | 0 | 0 |
| 72 Corey Brown, L (7, PR) (8, 7)<br>OBP: 0.379, SLG: 0.520 | | | | | | | | | | 1 | 1 | 0 | 0 | 0 | 1 | 0 |
| 2 Xander Bogaerts, R (1, 6)<br>OBP: 0.304, SLG: 0.350 | | | S S S 0-3 K ① | X 0-0 G1-3 ③ | | | X 0-0 3 1B 16 1B 1-2 1B | | X 0-0 20 1B 1B | 3 | 0 | 1 | 0 | 0 | 1 | 0 |
| 48 Mike McCoy, R (7, PR) (8, 4)<br>OBP: 0.200, SLG: 0.130 | | | | | | | | | | 1 | 0 | 1 | 0 | 0 | 0 | 0 |
| 16 Will Middlebrooks, R (1, 5)<br>OBP: 0.325, SLG: 0.474 | | | B B B B 4-0 18 BB 3 WP 15 BB BB | | X 0-0 F9 ① | | X 0-0 3 1B 1-2 2-H 1B | | X 0-0 1-3 1B | 2 | 1 | 1 | 1 | 1 | 0 | 0 |
| 20 Ryan Lavarnway, R (8, 2)<br>OBP: 0.389, SLG: 0.545 | | | | | | | | | | 1 | 0 | 1 | 0 | 0 | 0 | 0 |
| 3 David Ross, R (1, 2)<br>OBP: 0.273, SLG: 0.250 | | | B B B B 4-0 15 BB 18 BB 1-2 BB | | X 0-0 G6-3 ② | | X 0-0 38 G4-3 1-2 2-3 1B | | X 0-0 G4-3 ③ | 2 | 0 | 1 | 0 | 1 | 0 | 0 |
| 78 Mario Martinez, R (7, PR) (8, 5) | | | | | | | | | | 1 | 0 | 0 | 0 | 0 | 0 | 2 |
| Inning Stats | R: 0 E: 0 K: 1 S: 5 H: 0 LOB: 0 BB: 0 P: 5 | R: 0 E: 0 K: 0 S: 3 H: 0 LOB: 0 BB: 0 P: 3 | R: 1 E: 0 K: 2 S: 7 H: 0 LOB: 3 BB: 4 P: 23 | R: 0 E: 0 K: 1 S: 5 H: 0 LOB: 0 BB: 0 P: 5 | R: 0 E: 0 K: 1 S: 5 H: 0 LOB: 0 BB: 0 P: 5 | R: 0 E: 0 K: 1 S: 5 H: 0 LOB: 0 BB: 0 P: 5 | R: 1 E: 0 K: 0 S: 5 H: 3 LOB: 3 BB: 1 P: 9 | R: 0 E: 0 K: 1 S: 5 H: 0 LOB: 0 BB: 0 P: 5 | R: 0 E: 0 K: 2 S: 9 H: 2 LOB: 2 BB: 0 P: 9 | 1B: 5 2B: 0 3B: 0 HR: 0 | SF: 0 SAC: 0 DP: 1 HBP: 0 | | | | | | |

livebaseballscorecards.com

| | |
|---|---|
| AB | 31 |
| R | 2 |
| H | 5 |
| RBI | 2 |
| BB | 5 |
| SO | 9 |
| LOB | 10 |

WP: 1 PB: 0 SB: 0 CS: 0 PA: 36

| PITCHER | | IP | WLS | BF | H | R | ER | SO | BB | IBB | HBP | BLK | WP | HR | S | P | ERA | WHIP |
|---|---|---|---|---|---|---|---|---|---|---|---|---|---|---|---|---|---|---|
| 55 Matt Moore, L<br>ERA: 3.77 | (1, 1) | 4.0 | W | 16 | 0 | 1 | 1 | 4 | 4 | 0 | 0 | 0 | 1 | 0 | 20 | 36 | 2.25 | 1.000 |
| 47 Brandon Gomes, R<br>ERA: | (5, 1) | 2.0 | | 6 | 0 | 0 | 0 | 2 | 0 | 0 | 0 | 0 | 0 | 0 | 10 | 10 | 0.00 | 0.000 |
| 46 Juan Carlos Oviedo, R<br>ERA: 9.0 | (7, 1) | 1.0 | | 6 | 3 | 1 | 1 | 0 | 1 | 0 | 0 | 0 | 0 | 0 | 5 | 9 | 9.00 | 4.000 |
| 35 Mark Lowe, R<br>ERA: 0.87 | (8, 1) | 2.0 | | 8 | 2 | 0 | 0 | 3 | 0 | 0 | 0 | 0 | 0 | 0 | 14 | 14 | 0.00 | 1.000 |

| PITCHER | IP | WLS | BF | H | R | ER | SO | BB | IBB | HBP | BLK | WP | HR | S | P | ERA | WHIP |
|---|---|---|---|---|---|---|---|---|---|---|---|---|---|---|---|---|---|

| Batter | 1 | 2 | 3 | 4 | 5 | 6 | 7 | 8 | 9 | AB R H RBI BB SO LOB |
|---|---|---|---|---|---|---|---|---|---|---|
| | | | | | | | | | | |
| | | | | | | | | | | |
| | | | | | | | | | | |
| | | | | | | | | | | |
| | | | | | | | | | | |
| | | | | | | | | | | |
| | | | | | | | | | | |
| | | | | | | | | | | |
| | | | | | | | | | | |
| | | | | | | | | | | |
| Inning Stats | | | | | | | | | | |

TOP

# Tampa Bay Rays @ Minnesota Twins

Hammond Stadium, Fort Myers, FL

Mon Mar 24 2014, 1:05 PM EDT

livebaseballscorecards.com

| | |
|---|---|
| **AB** | **0** |
| **R** | **0** |
| **H** | **0** |
| **RBI** | **0** |
| **BB** | **0** |
| **SO** | **0** |
| **LOB** | **0** |

1B: 0 SF: 0
2B: 0 SAC: 0
3B: 0 DP: 0
HR: 0 HBP: 0

WP: 0 PA: 0
PB: 0
SB: 0
CS: 0

| PITCHER | IP | WLS | BF | H | R | ER | SO | BB | IBB | HBP | BLK | WP | HR | S | P | ERA | WHIP |
|---|---|---|---|---|---|---|---|---|---|---|---|---|---|---|---|---|---|

| PITCHER | IP | WLS | BF | H | R | ER | SO | BB | IBB | HBP | BLK | WP | HR | S | P | ERA | WHIP |
|---|---|---|---|---|---|---|---|---|---|---|---|---|---|---|---|---|---|

| Batter | 1 | 2 | 3 | 4 | 5 | 6 | 7 | 8 | 9 | AB | R | H | RBI | BB | SO | LOB |
|---|---|---|---|---|---|---|---|---|---|---|---|---|---|---|---|---|
| | | | | | | | | | | | | | | | | |
| | | | | | | | | | | | | | | | | |
| | | | | | | | | | | | | | | | | |
| | | | | | | | | | | | | | | | | |
| | | | | | | | | | | | | | | | | |
| | | | | | | | | | | | | | | | | |
| | | | | | | | | | | | | | | | | |
| | | | | | | | | | | | | | | | | |
| Inning Stats | | | | | | | | | | | | | | | | |

# BOTTOM

## Tampa Bay Rays @ Minnesota Twins

Hammond Stadium, Fort Myers, FL

Mon Mar 24 2014, 1:05 PM EDT

livebaseballscorecards.com

| | |
|---|---|
| **AB** | **0** |
| **R** | **0** |
| **H** | **0** |
| **RBI** | **0** |
| **BB** | **0** |
| **SO** | **0** |
| **LOB** | **0** |

1B: 0
2B: 0
3B: 0
HR: 0

SF: 0
SAC: 0
DP: 0
HBP: 0

WP: 0
PB: 0
SB: 0
CS: 0

PA: 0

| PITCHER | IP | WLS | BF | H | R | ER | SO | BB | IBB | HBP | BLK | WP | HR | S | P | ERA | WHIP |
|---|---|---|---|---|---|---|---|---|---|---|---|---|---|---|---|---|---|
| | | | | | | | | | | | | | | | | | |

| PITCHER | IP | WLS | BF | H | R | ER | SO | BB | IBB | HBP | BLK | WP | HR | S | P | ERA | WHIP |
|---|---|---|---|---|---|---|---|---|---|---|---|---|---|---|---|---|---|
| | | | | | | | | | | | | | | | | | |

# Boston Red Sox @ Tampa Bay Rays

Charlotte Sports Park, Port Charlotte, FL

Tue Mar 25 2014, 1:23 PM - 4:11 PM EDT

Att. 6,493 - Cloudy - 70 F

livebaseballscorecards.com

## TOP

| Batter | 1 | 2 | 3 | 4 | 5 | 6 | 7 | 8 | 9 | AB | R | H | RBI | BB | SO | LOB |
|---|---|---|---|---|---|---|---|---|---|---|---|---|---|---|---|---|
| 29 Daniel Nava, S (1, 7)<br>OBP: 0.383, SLG: 0.447 | F7 | | G4-3 | | FC3-6 1-2f | | BB | | P2 | 4 | 0 | 0 | 0 | 1 | 0 | 3 |
| 15 Dustin Pedroia, R (1, 4)<br>84 Carlos Rivero, R (9, 5) | K | | G6-3 | | F9 | | F9 | | | 4<br>0 | 0<br>0 | 0<br>0 | 0<br>0 | 0<br>0 | 1<br>0 | 2<br>0 |
| 37 Mike Carp, L (1, 10)<br>OBP: 0.279, SLG: 0.513<br>5 Jonny Gomes, R (8, PH)<br>OBP: 0.244, SLG: 0.244 (8, 10) | K | K | | K | | 38 HR BB | | K | | 2<br>1 | 1<br>0 | 0<br>0 | 0<br>0 | 1<br>0 | 2<br>1 | 0<br>0 |
| 12 Mike Napoli, R (1, 3)<br>OBP: 0.250, SLG: 0.422<br>20 Ryan Lavarnway, R (9, 3)<br>OBP: 0.389, SLG: 0.545 | | G6-3 | | 2 1B 2B | | F9 | | BB | | 3<br>0 | 1<br>0 | 1<br>0 | 0<br>0 | 1<br>0 | 0<br>0 | 1<br>0 |
| 38 Grady Sizemore, L (1, 8)<br>OBP: 0.324, SLG: 0.424 | | G5-3 | | G5-3 | | 1-H HR | | K | | 4 | 1 | 1 | 2 | 0 | 1 | 2 |
| 2 Xander Bogaerts, R (1, 6)<br>OBP: 0.320, SLG: 0.364 | | 1B | | 2-H 1B | | K | | F8 | | 4 | 0 | 2 | 1 | 0 | 1 | 1 |
| 40 A.J. Pierzynski, L (1, 2)<br>OBP: 0.243, SLG: 0.351 | | G3 | | G4-3 | | G3 | | | G4-3 | 4 | 0 | 0 | 0 | 0 | 0 | 2 |
| 16 Will Middlebrooks, R (1, 5)<br>OBP: 0.364, SLG: 0.561<br>48 Mike McCoy, R (9, PR)<br>OBP: 0.200, SLG: 0.130 (9, 4) | | | HR | | 29 FC3-6 BB | | F9 | | 25 G5-3 1B | 3<br>0 | 1<br>0 | 2<br>0 | 1<br>0 | 1<br>0 | 0<br>0 | 0<br>0 |
| 25 Jackie Bradley Jr., L (1, 9)<br>OBP: 0.232, SLG: 0.288 | | | K | | K | | P4 | | G5-3 1-2 | 4 | 0 | 0 | 0 | 0 | 2 | 2 |
| Inning Stats | R: 0<br>E: 0<br>K: 2<br>S: 7<br>H: 0<br>LOB: 0<br>BB: 0<br>P: 7 | R: 0<br>E: 0<br>K: 0<br>S: 4<br>H: 1<br>LOB: 1<br>BB: 0<br>P: 4 | R: 1<br>E: 0<br>K: 1<br>S: 8<br>H: 1<br>LOB: 0<br>BB: 0<br>P: 11 | R: 1<br>E: 0<br>K: 1<br>S: 7<br>H: 2<br>LOB: 1<br>BB: 0<br>P: 7 | R: 0<br>E: 0<br>K: 1<br>S: 5<br>H: 0<br>LOB: 1<br>BB: 1<br>P: 9 | R: 2<br>E: 0<br>K: 1<br>S: 6<br>H: 1<br>LOB: 0<br>BB: 1<br>P: 10 | R: 0<br>E: 0<br>K: 0<br>S: 3<br>H: 0<br>LOB: 1<br>BB: 1<br>P: 7 | R: 0<br>E: 0<br>K: 2<br>S: 7<br>H: 0<br>LOB: 1<br>BB: 1<br>P: 11 | R: 0<br>E: 0<br>K: 0<br>S: 4<br>H: 1<br>LOB: 2<br>BB: 0<br>P: 4 | 1B: 3<br>2B: 1<br>3B: 0<br>HR: 2<br>SF: 0<br>SAC: 0<br>DP: 0<br>HBP: 0 | | | | | | |

| | AB | 33 |
|---|---|---|
| | R | 4 |
| | H | 6 |
| | RBI | 4 |
| | BB | 4 |
| | SO | 8 |
| | LOB | 13 |

| PITCHER | | IP | WLS | BF | H | R | ER | SO | BB | IBB | HBP | BLK | WP | HR | S | P | ERA | WHIP |
|---|---|---|---|---|---|---|---|---|---|---|---|---|---|---|---|---|---|---|
| 23 Jake Odorizzi, R<br>ERA: 4.24 | (1, 1) | 5.0 | L | 21 | 4 | 3 | 3 | 5 | 2 | 0 | 0 | 0 | 0 | 1 | 31 | 42 | 5.40 | 1.200 |
| 27 Cesár Ramos, L<br>ERA: 3.07 | (6, 1) | 1.0 | | 4 | 1 | 1 | 1 | 1 | 0 | 0 | 0 | 0 | 0 | 0 | 6 | 6 | 9.00 | 1.000 |
| 62 Joel Peralta, R<br>ERA: 1.5 | (7, 1) | 1.0 | | 4 | 0 | 0 | 0 | 0 | 1 | 0 | 0 | 0 | 0 | 0 | 3 | 7 | 0.00 | 1.000 |
| 57 Jake McGee, L<br>ERA: | (8, 1) | 1.0 | | 4 | 0 | 0 | 0 | 2 | 1 | 0 | 0 | 0 | 0 | 0 | 7 | 11 | 0.00 | 1.000 |
| 52 Josh Lueke, R<br>ERA: 2.89 | (9, 1) | 1.0 | | 4 | 1 | 0 | 0 | 0 | 0 | 0 | 0 | 0 | 0 | 0 | 4 | 4 | 0.00 | 1.000 |

| PITCHER | IP | WLS | BF | H | R | ER | SO | BB | IBB | HBP | BLK | WP | HR | S | P | ERA | WHIP |
|---|---|---|---|---|---|---|---|---|---|---|---|---|---|---|---|---|---|

| | | |
|---|---|---|
| WP: 0 | PA: | 37 |
| PB: 0 | | |
| SB: 0 | | |
| CS: 0 | | |

| Batter | 1 | 2 | 3 | 4 | 5 | 6 | 7 | 8 | 9 | AB | R | H | RBI | BB | SO | LOB |
|---|---|---|---|---|---|---|---|---|---|---|---|---|---|---|---|---|
| 7 David DeJesus, L (1, 8)<br>OBP: 0.459, SLG: 0.588 | G6-3 | | BB | | | K | | G6-3 | | 2 | 0 | 0 | 0 | 1 | 1 | 0 |
| 60 Mayo Acosta, R (8, 2)<br>OBP: 0.429, SLG: 0.200 | | | | | | | | | | 1 | 0 | 0 | 0 | 0 | 0 | 0 |
| 9 Wil Myers, R (1, 9)<br>OBP: 0.277, SLG: 0.447 | G5-3 | | 1B<br>1-3<br>2-H | | | K | | | F8 | 4 | 0 | 1 | 1 | 0 | 1 | 0 |
| 18 Ben Zobrist, S (1, 4)<br>OBP: 0.486, SLG: 0.571 | K | | F8 | | | BB | | | 2B | 3 | 0 | 1 | 0 | 1 | 1 | 1 |
| 27 Thomas Milone, L (9, PR) | | | | | | | | | | 0 | 0 | 0 | 0 | 0 | 0 | 0 |
| 3 Evan Longoria, R (1, 5)<br>OBP: 0.295, SLG: 0.415 | | F7 | | G1-3 | | G5-3 | | | F9 | 4 | 0 | 0 | 0 | 0 | 0 | 2 |
| 21 James Loney, L (1, 3)<br>OBP: 0.429, SLG: 0.622 | | G1-4-3 | | F8 | | | K | | P6 | 4 | 0 | 0 | 0 | 0 | 1 | 1 |
| 20 Matt Joyce, L (1, 7)<br>OBP: 0.267, SLG: 0.419 | | G3 | | K | | | K | | | 3 | 0 | 0 | 0 | 0 | 2 | 0 |
| 41 Johnny Field, R (8, 7) | | | | | | | | | | 0 | 0 | 0 | 0 | 0 | 0 | 0 |
| 1 Sean Rodríguez, R (1, 6)<br>OBP: 0.344, SLG: 0.464 | | | 1B<br>28<br>2B | G1-3 | | | G5-3 | | | 2 | 1 | 1 | 0 | 0 | 0 | 0 |
| 11 Logan Forsythe, R (7, PH)<br>OBP: 0.310, SLG: 0.316 (8, 6) | | | | | | | | | | 1 | 0 | 0 | 0 | 0 | 0 | 0 |
| 28 José Molina, R (1, 2)<br>OBP: 0.360, SLG: 0.391 | | | 2B<br>9<br>1B<br>1-H | F9 | | | | K2-3 | | 2 | 1 | 1 | 1 | 0 | 0 | 0 |
| 5 Brandon Guyer, R (8, 8)<br>OBP: 0.341, SLG: 0.368 | | | | | | | | | | 1 | 0 | 0 | 0 | 0 | 1 | 0 |
| 11 Yunel Escobar, R (1, 10)<br>OBP: 0.436, SLG: 0.472 | | | L9 | | | K | | G6-3 | | 2 | 0 | 0 | 0 | 0 | 1 | 1 |
| 15 Wilson Betemit, S (8, PH)<br>OBP: 0.296, SLG: 0.333 (9, 10) | | | | | | | | | | 1 | 0 | 0 | 0 | 0 | 0 | 0 |
| Inning Stats | R: 0 E: 0 K: 1 S: 5 H: 0 LOB: 0 BB: 0 P: 5 | R: 0 E: 0 K: 0 S: 3 H: 0 LOB: 0 BB: 0 P: 3 | R: 2 E: 0 K: 0 S: 5 H: 3 LOB: 1 BB: 1 P: 9 | R: 0 E: 0 K: 1 S: 5 H: 0 LOB: 0 BB: 0 P: 5 | R: 0 E: 0 K: 1 S: 5 H: 0 LOB: 0 BB: 0 P: 5 | R: 0 E: 0 K: 2 S: 7 H: 0 LOB: 1 BB: 1 P: 11 | R: 0 E: 0 K: 2 S: 7 H: 0 LOB: 0 BB: 0 P: 7 | R: 0 E: 0 K: 1 S: 5 H: 0 LOB: 0 BB: 0 P: 5 | R: 0 E: 0 K: 0 S: 4 H: 1 LOB: 1 BB: 0 P: 4 | 1B: 2 2B: 2 3B: 0 HR: 0 | SF: 0 SAC: 0 DP: 0 HBP: 0 | | | | | | |

# BOTTOM

## Boston Red Sox @ Tampa Bay Rays

Charlotte Sports Park, Port Charlotte, FL

Tue Mar 25 2014, 1:23 PM - 4:11 PM EDT

Att. 6,493 - Cloudy - 70 F

livebaseballscorecards.com

| | |
|---|---|
| AB | 30 |
| R | 2 |
| H | 4 |
| RBI | 2 |
| BB | 2 |
| SO | 8 |
| LOB | 5 |

WP: 0 PB: 0 SB: 0 CS: 0 PA: 32

| PITCHER | | IP | WLS | BF | H | R | ER | SO | BB | IBB | HBP | BLK | WP | HR | S | P | ERA | WHIP |
|---|---|---|---|---|---|---|---|---|---|---|---|---|---|---|---|---|---|---|
| 11 Clay Buchholz, R<br>ERA: 2.84 | (1, 1) | 6.0 | W | 22 | 3 | 2 | 2 | 5 | 2 | 0 | 0 | 0 | 0 | 0 | 30 | 38 | 3.00 | 0.833 |
| 19 Koji Uehara, R<br>ERA: | (7, 1) | 1.0 | H | 3 | 0 | 0 | 0 | 2 | 0 | 0 | 0 | 0 | 0 | 0 | 7 | 7 | 0.00 | 0.000 |
| 36 Junichi Tazawa, R<br>ERA: 1.8 | (8, 1) | 1.0 | H | 3 | 0 | 0 | 0 | 1 | 0 | 0 | 0 | 0 | 0 | 0 | 5 | 5 | 0.00 | 0.000 |
| 54 Edward Mujica, R<br>ERA: | (9, 1) | 1.0 | S | 4 | 1 | 0 | 0 | 0 | 0 | 0 | 0 | 0 | 0 | 0 | 4 | 4 | 0.00 | 1.000 |

| PITCHER | IP | WLS | BF | H | R | ER | SO | BB | IBB | HBP | BLK | WP | HR | S | P | ERA | WHIP |
|---|---|---|---|---|---|---|---|---|---|---|---|---|---|---|---|---|---|

| Batter | 1 | 2 | 3 | 4 | 5 | 6 | 7 | 8 | 9 | AB | R | H | RBI | BB | SO | LOB |
|---|---|---|---|---|---|---|---|---|---|---|---|---|---|---|---|---|
| 6 Jonathan Schoop, R (1, 5)<br>OBP: 0.419, SLG: 0.632 | K | | F9 | | F8 | | BB | | | 3 | 0 | 0 | 0 | 1 | 1 | 0 |
| 92 Buck Britton, L (9, 5)<br>OBP: 0.111, SLG: 0.111 | | | | | | | | | | 0 | 0 | 0 | 0 | 0 | 0 | 0 |
| 2 J.J. Hardy, R (1, 6)<br>OBP: 0.333, SLG: 0.417 | G6-3 | | L9 | | K | | G5-4-3<br>1-2f | | | 4 | 0 | 0 | 0 | 0 | 1 | 1 |
| 88 Garabez Rosa, R (8, 6) | | | | | | | | | | 0 | 0 | 0 | 0 | 0 | 0 | 0 |
| 10 Adam Jones, R (1, 8)<br>OBP: 0.278, SLG: 0.313 | G5-3 | | K | | 1B | | | F9 | | 4 | 0 | 1 | 0 | 0 | 1 | 0 |
| 89 Christian Walker, R (8, 3)<br>OBP: 0.500, SLG: 1.000 | | | | | | | | | | 0 | 0 | 0 | 0 | 0 | 0 | 0 |
| 23 Nelson Cruz, R (1, 9)<br>OBP: 0.372, SLG: 0.447 | | 32<br>2B<br>27<br>G6-3<br>1B | | K | G5-3 | | | K | | 4 | 1 | 1 | 0 | 0 | 2 | 1 |
| 87 Mike Yastrzemski, L (8, 9)<br>OBP: 0.333, SLG: 0.200 | | | | | | | | | | 0 | 0 | 0 | 0 | 0 | 0 | 0 |
| 32 Matt Wieters, S (1, 2)<br>OBP: 0.387, SLG: 0.414 | | FC5<br>1-3<br>2B | | K | | G5-3 | | F8 | | 4 | 0 | 1 | 0 | 0 | 1 | 0 |
| Brian Ward, R (8, 2)<br>OBP: 0.667, SLG: 0.500 | | | | | | | | | | 0 | 0 | 0 | 0 | 0 | 0 | 0 |
| 28 Steve Pearce, R (1, 3)<br>OBP: 0.302, SLG: 0.440 | | F7 | | 27<br>2B<br>2B | | P3 | | | F8 | 3 | 1 | 1 | 0 | 0 | 0 | 2 |
| Julio Borbon, L (8, 8)<br>OBP: 0.333, SLG: 0.176 | | | | | | | | | | 1 | 0 | 0 | 0 | 0 | 0 | 0 |
| 27 Delmon Young, R (1, 7)<br>OBP: 0.311, SLG: 0.467 | | G6-3<br>3-H | | 12<br>1B<br>2-H<br>2B | | 1B | | | 12<br>1B<br>96<br>SF8-3-5<br>1B | 3 | 1 | 2 | 2 | 0 | 0 | 1 |
| 85 Trent Mummey, L (8, 7)<br>OBP: 1.000, SLG: 1.000 | | | | | | | | | | 1 | 1 | 1 | 0 | 0 | 0 | 0 |
| 12 Steve Lombardozzi, S (1, 4)<br>OBP: 0.265, SLG: 0.239 | | FC5<br>BB | | 2-H<br>1B | | K | | | 96<br>SF8-3-5<br>1-3<br>1B | 3 | 0 | 2 | 1 | 1 | 1 | 1 |
| Cord Phelps, S (9, 4)<br>OBP: 0.250, SLG: 0.143 | | | | | | | | | | 0 | 0 | 0 | 0 | 0 | 0 | 0 |
| Chris Marrero, R (1, 10) | | FC5<br>1-2<br>2-3f | | K | | | G5-3 | | SF8-3-5<br>2-3<br>3-H | 3 | 0 | 0 | 0 | 0 | 1 | 3 |
| 96 Brett Wallace, L (9, PH)<br>OBP: 0.133, SLG: 0.143 (9, 10) | | | | | | | | | | 0 | 0 | 0 | 1 | 0 | 0 | 0 |

# TOP

# Baltimore Orioles @ Tampa Bay Rays

## Charlotte Sports Park, Port Charlotte, FL

Wed Mar 26 2014, 7:07 PM - 10:24 PM EDT
Att. 4,332 - Clear - 65 F

livebaseballscorecards.com

| | AB | R | H | RBI | BB | SO | LOB |
|---|---|---|---|---|---|---|---|
| | 33 | 4 | 9 | 4 | 2 | 8 | 9 |

| Inning Stats | | | | | | | | | | | | | | | | | | | | | | | | |
|---|---|---|---|---|---|---|---|---|---|---|---|---|---|---|---|---|---|---|---|---|---|---|---|---|
| | R: 0<br>E: 0<br>K: 1<br>S: 5 | H: 0<br>LOB: 0<br>BB: 0<br>P: 5 | R: 1<br>E: 0<br>K: 0<br>S: 5 | H: 2<br>LOB: 2<br>BB: 1<br>P: 9 | R: 0<br>E: 0<br>K: 1<br>S: 5 | H: 0<br>LOB: 0<br>BB: 0<br>P: 5 | R: 2<br>E: 0<br>K: 3<br>S: 12 | H: 3<br>LOB: 1<br>BB: 0<br>P: 12 | R: 0<br>E: 0<br>K: 1<br>S: 6 | H: 1<br>LOB: 1<br>BB: 0<br>P: 6 | R: 0<br>E: 0<br>K: 1<br>S: 6 | H: 1<br>LOB: 1<br>BB: 0<br>P: 6 | R: 0<br>E: 0<br>K: 0<br>S: 2 | H: 0<br>LOB: 0<br>BB: 1<br>P: 6 | R: 0<br>E: 0<br>K: 1<br>S: 5 | H: 0<br>LOB: 0<br>BB: 0<br>P: 5 | R: 1<br>E: 0<br>K: 0<br>S: 4 | H: 2<br>LOB: 0<br>BB: 0<br>P: 4 | 1B: 6<br>2B: 4<br>3B: 0<br>HR: 0 | SF: 1<br>SAC: 0<br>DP: 2<br>HBP: 0 | WP: 0<br>PB: 0<br>SB: 0<br>CS: 0 | PA: 36 | | |

| PITCHER | | IP | WLS | BF | H | R | ER | SO | BB | IBB | HBP | BLK | WP | HR | S | P | ERA | WHIP |
|---|---|---|---|---|---|---|---|---|---|---|---|---|---|---|---|---|---|---|
| 14 David Price, L<br>ERA: 3.63 | (1, 1) | 4.0 | | 18 | 5 | 3 | 3 | 5 | 1 | 0 | 0 | 0 | 0 | 0 | 27 | 31 | 6.75 | 1.500 |
| 50 Grant Balfour, R<br>ERA: 9.64 | (5, 1) | 1.0 | | 4 | 1 | 0 | 0 | 1 | 0 | 0 | 0 | 0 | 0 | 0 | 6 | 6 | 0.00 | 1.000 |
| 46 Juan Carlos Oviedo, R<br>ERA: 4.5 | (6, 1) | 1.0 | | 4 | 1 | 0 | 0 | 1 | 0 | 0 | 0 | 0 | 0 | 0 | 6 | 6 | 0.00 | 1.000 |
| 47 Brandon Gomes, R<br>ERA: | (7, 1) | 1.0 | | 3 | 0 | 0 | 0 | 0 | 1 | 0 | 0 | 0 | 0 | 0 | 2 | 6 | 0.00 | 1.000 |
| Steve Geltz, R<br>ERA: 3.38 | (8, 1) | 1.0 | | 3 | 0 | 0 | 0 | 1 | 0 | 0 | 0 | 0 | 0 | 0 | 5 | 5 | 0.00 | 0.000 |

| PITCHER | | IP | WLS | BF | H | R | ER | SO | BB | IBB | HBP | BLK | WP | HR | S | P | ERA | WHIP |
|---|---|---|---|---|---|---|---|---|---|---|---|---|---|---|---|---|---|---|
| Santiago Garrido, R<br>ERA: 4.05 | (9, 1) | 1.0 | | 4 | 2 | 1 | 1 | 0 | 0 | 0 | 0 | 0 | 0 | 0 | 4 | 4 | 9.00 | 2.000 |

# Baltimore Orioles @ Tampa Bay Rays

Charlotte Sports Park, Port Charlotte, FL

Wed Mar 26 2014, 7:07 PM - 10:24 PM EDT

Att. 4,332 - Clear - 65 F

## BOTTOM

| Batter | 1 | 2 | 3 | 4 | 5 | 6 | 7 | 8 | 9 | AB | R | H | RBI | BB | SO | LOB |
|---|---|---|---|---|---|---|---|---|---|---|---|---|---|---|---|---|
| 20 Matt Joyce, L (1, 10)<br>OBP: 0.280, SLG: 0.417 | 21 1B / 3 SF9 / 1B | | G6-3 / 1-2f | | 21 1B / 3 E / 1B | F7 / 1-2 2-3 | | | K | 5 | 2 | 2 | 0 | 0 | 1 | 3 |
| 9 Wil Myers, R (1, 9)<br>OBP: 0.275, SLG: 0.420<br>9 Spencer Edwards, R (7, PR)<br>(8, 8) | F9 | | G4-3 | | P3 | | 15 1B / 15 E / HBP | | 15 E / 69 FC1 / BB | 3<br>0 | 0<br>2 | 0<br>0 | 0<br>0 | 0<br>1 | 0<br>0 | 2<br>0 |
| 21 James Loney, L (1, 3)<br>OBP: 0.467, SLG: 0.650<br>15 Wilson Betemit, S (6, 3)<br>OBP: 0.345, SLG: 0.360<br>49 John Alexander, L (9, PR) | 3 SF9 / 1-3 / 1B | | | 7 2B / 8 FC5-2 / 1B | 3 E / 1-2 / 1B | | E8 / 7 G3-1 / 69 SH5-3 / 1-H / 1B | | 69 E / 69 FC1 / 1-3 / BB | 3<br>1<br>0 | 0<br>0<br>0 | 3<br>1<br>0 | 0<br>0<br>0 | 0<br>1<br>0 | 0<br>0<br>0 | 0<br>0<br>0 |
| 3 Evan Longoria, R (1, 5)<br>OBP: 0.298, SLG: 0.419<br>69 Ray Olmedo, S (7, 5)<br>OBP: 0.280, SLG: 0.292 | SF9 / 1-2 / 3-H | | | F8 | E9 / 1-3 / 2-H / 1B | | SH5-3 / 1-2 | | FC1 / 1-3 / 3-H | 2<br>1 | 0<br>0 | 1<br>0 | 2<br>1 | 0<br>0 | 0<br>0 | 1<br>1 |
| 7 David DeJesus, L (1, 7)<br>OBP: 0.439, SLG: 0.579<br>Mayo Acosta, R (8, 2)<br>OBP: 0.500, SLG: 0.200 | K | | | 11 WP / 1-3 / 2B | K | | G3-1 / 2-3 | | BB | 4<br>0 | 0<br>0 | 1<br>0 | 0<br>0 | 0<br>1 | 2<br>0 | 5<br>0 |
| 8 Desmond Jennings, R (1, 8)<br>OBP: 0.432, SLG: 0.575<br>76 Jose Paez, R (8, 9) | | F9 | FC5-2 / 11 WP / 3-H | | | 20 S / 1 S / 1B | P4 | | K | 4<br>1 | 0<br>0 | 1<br>0 | 0<br>0 | 0<br>0 | 0<br>1 | 4<br>3 |
| 11 Logan Forsythe, R (1, 4)<br>OBP: 0.326, SLG: 0.317<br>58 Ariel Soriano, R (9, 4) | | 24 G1-6-3 / 1B | BB / 1-2 2-3 | | | F8 | | K | K | 3<br>1 | 0<br>0 | 1<br>0 | 0<br>0 | 1<br>0 | 1<br>1 | 1<br>3 |
| 24 Ryan Hanigan, R (1, 2)<br>OBP: 0.353, SLG: 0.276<br>5 Brandon Guyer, R (8, 7)<br>OBP: 0.333, SLG: 0.359 | G1-6-3 / 1-2f | | | P3 | | F9 | | K | | 3<br>1 | 0<br>0 | 0<br>0 | 0<br>0 | 0<br>0 | 0<br>1 | 5<br>0 |
| 11 Yunel Escobar, R (1, 6)<br>OBP: 0.439, SLG: 0.474<br>1 Sean Rodríguez, R (6, 6)<br>OBP: 0.353, SLG: 0.448 | | | 20 G6-3 / 1B | | G6-3 | 20 S / 1-2 / BB | | K | | 2<br>1 | 0<br>0 | 1<br>0 | 0<br>0 | 0<br>1 | 0<br>1 | 0<br>0 |
| Inning Stats | R: 1 E: 0 K: 1 S: 7 / H: 2 LOB: 1 BB: 0 P: 7 | R: 0 E: 0 K: 0 S: 3 / H: 1 LOB: 0 BB: 0 P: 3 | R: 0 E: 0 K: 0 S: 3 / H: 1 LOB: 0 BB: 0 P: 3 | R: 0 E: 0 K: 0 S: 5 / H: 2 LOB: 3 BB: 1 P: 9 | R: 1 E: 1 K: 1 S: 8 / H: 3 LOB: 2 BB: 0 P: 8 | R: 0 E: 0 K: 0 S: 4 / H: 1 LOB: 2 BB: 1 P: 9 | R: 1 E: 1 K: 0 S: 4 / H: 1 LOB: 2 BB: 0 P: 5 | R: 0 E: 0 K: 3 S: 9 / H: 0 LOB: 0 BB: 0 P: 9 | R: 1 E: 1 K: 3 S: 10 / H: 0 LOB: 3 BB: 3 P: 22 | 1B: 10<br>2B: 1<br>3B: 0<br>HR: 0 | SF: 1<br>SAC: 1<br>DP: 2<br>HBP: 1 | | | WP: 1<br>PB: 0<br>SB: 3<br>CS: 0 | PA: 43 | | |

livebaseballscorecards.com

| AB | 35 |
|---|---|
| R | 4 |
| H | 11 |
| RBI | 3 |
| BB | 5 |
| SO | 8 |
| LOB | 28 |

| PITCHER | IP | WLS | BF | H | R | ER | SO | BB | IBB | HBP | BLK | WP | HR | S | P | ERA | WHIP |
|---|---|---|---|---|---|---|---|---|---|---|---|---|---|---|---|---|---|
| 30 Chris Tillman, R (1, 1)<br>ERA: 4.67 | 4.2 | | 22 | 9 | 2 | 2 | 1 | 1 | 0 | 0 | 0 | 1 | 0 | 23 | 27 | 3.86 | 2.143 |
| 53 Zack Britton, L (5, 1)<br>ERA: 0.84 | 0.1 | H | 1 | 0 | 0 | 0 | 1 | 0 | 0 | 0 | 0 | 0 | 0 | 3 | 3 | 0.00 | 0.000 |
| 29 Tommy Hunter, R (6, 1)<br>ERA: 3.38 | 1.0 | H | 5 | 1 | 0 | 0 | 0 | 1 | 0 | 0 | 0 | 0 | 0 | 4 | 9 | 0.00 | 2.000 |
| 56 Darren O'Day, R (7, 1)<br>ERA: 1.5 | 1.0 | B | 5 | 1 | 1 | 1 | 0 | 0 | 0 | 1 | 0 | 0 | 0 | 4 | 5 | 9.00 | 1.000 |
| 60 Josh Stinson, R (8, 1)<br>ERA: | 2.0 | | 10 | 0 | 1 | 0 | 6 | 3 | 0 | 0 | 0 | 0 | 0 | 19 | 31 | 0.00 | 1.500 |

| PITCHER | IP | WLS | BF | H | R | ER | SO | BB | IBB | HBP | BLK | WP | HR | S | P | ERA | WHIP |
|---|---|---|---|---|---|---|---|---|---|---|---|---|---|---|---|---|---|

| Batter | 1 | 2 | 3 | 4 | 5 | 6 | 7 | 8 | 9 | AB | R | H | RBI | BB | SO | LOB |
|---|---|---|---|---|---|---|---|---|---|---|---|---|---|---|---|---|
| 20 Matt Joyce, L (1, 9)<br>OBP: 0.315, SLG: 0.451 | 0-0 18 G3 2B | | 0-0 7 PO 18 BB 1B | | BBB 4-0 BB | | SSS 0-3 ② K | | | 3 | 0 | 2 | 0 | 1 | 1 | 0 |
| 5 Brandon Guyer, R (7, 9)<br>OBP: 0.333, SLG: 0.359 | | | | | | | | | | 0 | 0 | 0 | 0 | 0 | 0 | 0 |
| 18 Ben Zobrist, S (1, 6)<br>OBP: 0.462, SLG: 0.516 | 0-0 ① G3 2-3 | | BBBB 4-0 1-2 BB | | X 0-0 ③ G4-3 | | SSS 0-3 ③ K | | | 3 | 0 | 0 | 0 | 1 | 1 | 2 |
| 7 David DeJesus, L (1, 7)<br>OBP: 0.400, SLG: 0.524 | X 0-0 ② F7 | | 2 SAFE 0-0 ③ PO 2-3 | X 0-0 ① G3 | | X 0-0 ① G4-3 | | X 0-0 ① G1-3 | | 4 | 0 | 0 | 0 | 0 | 0 | 1 |
| 3 Evan Longoria, R (1, 5)<br>OBP: 0.314, SLG: 0.511 | SSS 0-3 ③ K | | | B 1-1 SX HR | | X 0-0 21 2B 2B | | SSC 0-3 ② K | | 4 | 2 | 2 | 1 | 0 | 2 | 1 |
| 21 James Loney, L (1, 3)<br>OBP: 0.458, SLG: 0.651 | | X 0-0 ① G4-3 | | X 0-0 ② G4-3 | | X 0-0 11 FC5-4 2-H 2B | | X 0-0 ③ G6-3 | | 3 | 0 | 1 | 1 | 0 | 0 | 0 |
| 1 Sean Rodríguez, R (6, PR)<br>OBP: 0.343, SLG: 0.433 (6, 4) | | | | | | | | | | 1 | 0 | 0 | 0 | 0 | 0 | 0 |
| 8 Desmond Jennings, R (1, 8)<br>OBP: 0.438, SLG: 0.568 | | X 0-0 ② G4-3 | | X 0-0 ③ G6-3 | | X 0-0 11 FC5-4 1B | | | X 0-0 E 1B 15 SF7 1B | 4 | 1 | 2 | 0 | 0 | 0 | 0 |
| 11 Logan Forsythe, R (1, 4)<br>OBP: 0.327, SLG: 0.318 | | X 0-0 ③ G5-3 | | | X 0-0 24 WP 24 S 11 SF9 1B | X 0-0 ② FC5-4 1-2f 2-3 | | | X 0-0 ① E9 1-3 1B | 3 | 1 | 1 | 0 | 0 | 0 | 2 |
| Jake DePew, R (6, 2)<br>OBP: 1.000, SLG: 1.000 | | | | | | | | | | 1 | 0 | 1 | 0 | 0 | 0 | 0 |
| 24 Ryan Hanigan, R (1, 2)<br>OBP: 0.333, SLG: 0.258 | | | SSS 0-3 ① K | | BBSSS 2-3 ① K 1-3 | X 0-0 ③ G4-3 | | | X 0-0 ② SF7 3-H | 2 | 0 | 0 | 0 | 0 | 2 | 1 |
| 15 Wilson Betemit, S (6, PH)<br>OBP: 0.323, SLG: 0.346 (6, 3) | | | | | | | | | | 1 | 0 | 0 | 1 | 0 | 0 | 2 |
| 11 Yunel Escobar, R (1, 10)<br>OBP: 0.409, SLG: 0.450 | | | SSS 0-3 ② K | | X 0-0 ② SF9 3-H | | X 0-0 ① G6-3 | | X 0-0 ③ G5-3 | 2 | 0 | 0 | 1 | 0 | 1 | 0 |
| 65 Darryl George, R (9, PH)<br>(9, 10) | | | | | | | | | | 1 | 0 | 0 | 0 | 0 | 0 | 0 |
| Inning Stats | R: 0 E: 0 K: 1 S: 6 H: 1 LOB: 1 BB: 0 P: 6 | R: 0 E: 0 K: 0 S: 3 H: 0 LOB: 0 BB: 0 P: 3 | R: 0 E: 0 K: 2 S: 7 H: 1 LOB: 1 BB: 1 P: 11 | R: 1 E: 0 K: 0 S: 5 H: 1 LOB: 0 BB: 0 P: 6 | R: 1 E: 0 K: 1 S: 6 H: 1 LOB: 1 BB: 1 P: 12 | R: 1 E: 0 K: 0 S: 6 H: 3 LOB: 2 BB: 0 P: 6 | R: 0 E: 0 K: 2 S: 7 H: 0 LOB: 0 BB: 0 P: 7 | R: 0 E: 0 K: 1 S: 5 H: 0 LOB: 0 BB: 0 P: 5 | R: 1 E: 1 K: 0 S: 4 H: 2 LOB: 0 BB: 0 P: 4 | 1B: 5 2B: 3 3B: 0 HR: 1 SF: 2 SAC: 0 DP: 0 HBP: 0 | | | | | | | |

| PITCHER | IP | WLS | BF | H | R | ER | SO | BB | IBB | HBP | BLK | WP | HR | S | P | ERA | WHIP |
|---|---|---|---|---|---|---|---|---|---|---|---|---|---|---|---|---|---|
| 31 Ubaldo Jiménez, R (1, 1)<br>ERA: 5.28 | 5.1 | | 23 | 6 | 3 | 3 | 4 | 2 | 0 | 0 | 0 | 1 | 1 | 30 | 41 | 5.06 | 1.500 |
| 58 Ryan Webb, R (6, 1)<br>ERA: 3.12 | 0.2 | | 3 | 1 | 0 | 0 | 0 | 0 | 0 | 0 | 0 | 0 | 0 | 3 | 3 | 0.00 | 1.500 |
| 47 Evan Meek, R (7, 1)<br>ERA: 1.0 | 1.0 | | 3 | 0 | 0 | 0 | 2 | 0 | 0 | 0 | 0 | 0 | 0 | 7 | 7 | 0.00 | 0.000 |
| 56 Darren O'Day, R (8, 1)<br>ERA: 1.29 | 1.0 | | 3 | 0 | 0 | 0 | 1 | 0 | 0 | 0 | 0 | 0 | 0 | 5 | 5 | 0.00 | 0.000 |
| Troy Patton, L (9, 1)<br>ERA: 6.75 | 1.0 | L | 4 | 2 | 1 | 0 | 0 | 0 | 0 | 0 | 0 | 0 | 0 | 4 | 4 | 0.00 | 2.000 |

| PITCHER | IP | WLS | BF | H | R | ER | SO | BB | IBB | HBP | BLK | WP | HR | S | P | ERA | WHIP |
|---|---|---|---|---|---|---|---|---|---|---|---|---|---|---|---|---|---|

# TOP

## Tampa Bay Rays @ Baltimore Orioles

Ed Smith Stadium, Sarasota, FL

Thu Mar 27 2014, 7:10 PM - 10:13 PM EDT

Att. 8,239 - Cloudy - 66 F

livebaseballscorecards.com

| | |
|---|---|
| AB | 32 |
| R | 4 |
| H | 9 |
| RBI | 4 |
| BB | 2 |
| SO | 7 |
| LOB | 9 |

| | | | | | | | | | |
|---|---|---|---|---|---|---|---|---|---|
| 1B: 5 | SF: 2 | WP: 1 | PA: 37 |
| 2B: 3 | SAC: 0 | PB: 0 | |
| 3B: 0 | DP: 0 | SB: 1 | |
| HR: 1 | HBP: 0 | CS: 0 | |

# Tampa Bay Rays @ Baltimore Orioles

Ed Smith Stadium, Sarasota, FL

Thu Mar 27 2014, 7:10 PM - 10:13 PM EDT

Att. 8,239 - Cloudy - 66 F

BOTTOM

livebaseballscorecards.com

| Batter | 1 | 2 | 3 | 4 | 5 | 6 | 7 | 8 | 9 | AB | R | H | RBI | BB | SO | LOB |
|---|---|---|---|---|---|---|---|---|---|---|---|---|---|---|---|---|
| 21 Nick Markakis, L (1, 9)<br>OBP: 0.370, SLG: 0.600<br>Adrian Marin, R (8, 6) | 9 2B<br>10 G6-3<br>1B | G3-1 ① | 9 1B<br>10 SF9<br>2B | F8 ② | F8 ② | 4<br>1 | 2<br>0 | 2<br>0 | 0<br>0 | 0<br>0 | 0<br>0 | 0<br>0 |
| 9 David Lough, L (1, 7)<br>OBP: 0.356, SLG: 0.452<br>87 Mike Yastrzemski, L (8, 9)<br>OBP: 0.250, SLG: 0.143 | 10 G6-3<br>1-3<br>2B | G4-3 ② | 19 2B<br>2-3<br>1B | 1B | K ③ | 4<br>1 | 0<br>0 | 3<br>0 | 0<br>0 | 0<br>0 | 0<br>1 | 0<br>0 |
| 10 Adam Jones, R (1, 8)<br>OBP: 0.250, SLG: 0.286<br>83 Glynn Davis, R (8, 8) | G6-3 ①<br>2-3<br>3-H | G5-3 ③ | SF9 ②<br>3-H | G4-3 ③ | | 3<br>0 | 0<br>0 | 0<br>0 | 0<br>0 | 2<br>0 | 0<br>0 | 2<br>0 |
| 19 Chris Davis, L (1, 3)<br>OBP: 0.452, SLG: 0.811<br>1 Jemile Weeks, S (8, 4)<br>OBP: 0.300, SLG: 0.195 | G3 ② | G3-1 ① | 1-3<br>2B | G6-3 ① | | 3<br>1 | 0<br>0 | 1<br>0 | 0<br>0 | 0<br>0 | 0<br>0 | 1<br>0 |
| 23 Nelson Cruz, R (1, 10)<br>OBP: 0.378, SLG: 0.436<br>27 Delmon Young, R (4, PR)<br>OBP: 0.298, SLG: 0.447<br>(5, 10) | G5-3 ③ | 32 FC4-6<br>2 1B<br>HBP | K ③ | K ② | | 1<br>2 | 0<br>0 | 0<br>0 | 0<br>0 | 0<br>2 | 0<br>2 | 1<br>2 |
| 2 J.J. Hardy, R (1, 6)<br>OBP: 0.333, SLG: 0.410<br>45 Steve Clevenger, L (8, 2)<br>OBP: 0.513, SLG: 0.694 | K ① | 32 FC4-6<br>1-2<br>1B | K ① | 6 WP<br>6 2B<br>1B | | 3<br>1 | 0<br>1 | 1<br>1 | 0<br>0 | 0<br>0 | 2<br>0 | 0<br>0 |
| 32 Matt Wieters, S (1, 2)<br>OBP: 0.353, SLG: 0.375<br>6 Jonathan Schoop, R (8, 5)<br>OBP: 0.432, SLG: 0.667 | P4 ② | FC4-6 ②<br>1-2f<br>2-3 | P6 ② | 1-H<br>2B | | 3<br>1 | 0<br>0 | 0<br>1 | 0<br>1 | 0<br>0 | 0<br>0 | 2<br>0 |
| 3 Ryan Flaherty, L (1, 5)<br>OBP: 0.351, SLG: 0.529<br>28 Steve Pearce, R (8, 3)<br>OBP: 0.296, SLG: 0.431 | BB | K ③ | K ③ | K ③ | | 2<br>1 | 0<br>0 | 0<br>0 | 0<br>0 | 1<br>1 | 2<br>1 | 2<br>1 |
| 12 Steve Lombardozzi, S (1, 4)<br>OBP: 0.250, SLG: 0.224<br>85 Trent Mummey, L (8, 7)<br>OBP: 0.667, SLG: 0.500 | G3 ③ | B1-3 ① | G4-3 ① | K ① | | 3<br>1 | 0<br>0 | 0<br>0 | 0<br>0 | 1<br>0 | 0<br>1 | 1<br>0 |

| | AB | 35 |
|---|---|---|
| | R | 3 |
| | H | 9 |
| | RBI | 3 |
| | BB | 1 |
| | SO | 9 |
| | LOB | 12 |

| Inning Stats | 1 | 2 | 3 | 4 | 5 | 6 | 7 | 8 | 9 | 1B: 5 | SF: 1 | WP: 1 | PA: 38 |
|---|---|---|---|---|---|---|---|---|---|---|---|---|---|
| R: | 1 | 0 | 0 | 0 | 1 | 0 | 0 | 1 | 0 | 2B: 4 | SAC: 0 | PB: 0 | |
| E: | 0 | 0 | 0 | 0 | 0 | 0 | 0 | 0 | 0 | 3B: 0 | DP: 0 | SB: 0 | |
| K: | 0 | 1 | 0 | 1 | 1 | 2 | 0 | 2 | 2 | HR: 0 | HBP: 1 | CS: 0 | |
| S: | 5 | 5 | 3 | 6 | 8 | 7 | 4 | 9 | 7 | | | | |
| H: | 2 | 0 | 0 | 1 | 3 | 0 | 1 | 2 | 0 | | | | |
| LOB: | 1 | 1 | 0 | 2 | 2 | 0 | 1 | 1 | 0 | | | | |
| BB: | 0 | 1 | 0 | 0 | 0 | 0 | 0 | 0 | 0 | | | | |
| P: | 5 | 9 | 3 | 7 | 8 | 7 | 4 | 10 | 7 | | | | |

| PITCHER | | IP | WLS | BF | H | R | ER | SO | BB | IBB | HBP | BLK | WP | HR | S | P | ERA | WHIP |
|---|---|---|---|---|---|---|---|---|---|---|---|---|---|---|---|---|---|---|
| 53 Alex Cobb, R<br>ERA: 2.3 | (1, 1) | 4.0 | | 17 | 3 | 1 | 1 | 2 | 1 | 0 | 1 | 0 | 0 | 0 | 19 | 24 | 2.25 | 1.000 |
| 27 Cesár Ramos, L<br>ERA: 3.45 | (5, 1) | 1.0 | B | 6 | 3 | 1 | 1 | 1 | 0 | 0 | 0 | 0 | 0 | 0 | 8 | 8 | 9.00 | 3.000 |
| 47 Brandon Gomes, R<br>ERA: | (6, 1) | 1.0 | H | 3 | 0 | 0 | 0 | 2 | 0 | 0 | 0 | 0 | 0 | 0 | 7 | 7 | 0.00 | 0.000 |
| Merrill Kelly, R<br>ERA: 1.8 | (7, 1) | 2.0 | W | 9 | 3 | 1 | 1 | 2 | 0 | 0 | 0 | 0 | 1 | 0 | 13 | 14 | 4.50 | 1.500 |
| 74 Adam Liberatore, L<br>ERA: 4.26 | (9, 1) | 1.0 | S | 3 | 0 | 0 | 0 | 2 | 0 | 0 | 0 | 0 | 0 | 0 | 7 | 7 | 0.00 | 0.000 |

| PITCHER | IP | WLS | BF | H | R | ER | SO | BB | IBB | HBP | BLK | WP | HR | S | P | ERA | WHIP |
|---|---|---|---|---|---|---|---|---|---|---|---|---|---|---|---|---|---|

# Tampa Bay Rays @ Montgomery Biscuits

Montgomery Riverwalk Stadium, Montgomery, AL

Sat Mar 29 2014, 3:15 PM - 6:05 PM EDT

Att. 7,409 - Overcast - 70 F

TOP

livebaseballscorecards.com

| Batter | 1 | 2 | 3 | 4 | 5 | 6 | 7 | 8 | 9 | AB | R | H | RBI | BB | SO | LOB |
|---|---|---|---|---|---|---|---|---|---|---|---|---|---|---|---|---|
| 7 David DeJesus, L (1, 7) | P3 | | G3 2-3 | | 3 1B 9 BB BB | 2-H 1B | | | G5-3 | 2 | 0 | 0 | 0 | 0 | 0 | 1 |
| 5 Brandon Guyer, R (5, PH) (5, 7) OBP: 0.667, SLG: 0.500 | | | | | | | | | | 2 | 0 | 1 | 0 | 1 | 0 | 0 |
| 9 Wil Myers, R (1, 9) | F7 | | K | | 3 1B 1-2 2-3 3-H BB | | K | | 47 FC5-4 1B | 3 | 0 | 0 | 1 | 1 | 2 | 1 |
| 61 Marty Gantt, R (9, PH) (9, 9) OBP: 1.000, SLG: 1.000 | | | | | | | | | | 1 | 0 | 1 | 0 | 0 | 0 | 0 |
| 18 Ben Zobrist, S (1, 4) | K | | 3-H BB | | K | | G3-1 | | FC5-4 1-2f | 3 | 0 | 0 | 0 | 1 | 2 | 3 |
| 59 Thomas Coyle, L (8, 4) | | | | | | | | | | 0 | 0 | 0 | 0 | 0 | 0 | 0 |
| 47 Patrick Leonard, R (9, PH) (9, 8) | | | | | | | | | | 1 | 0 | 0 | 0 | 0 | 0 | 1 |
| 3 Evan Longoria, R (1, 5) OBP: 0.333, SLG: 0.333 | | P3 | K | | 21 G3-6-3 1-2 2-3 3-H 1B | | H 21 FC6-4 HBP | | G5-3 | 3 | 0 | 1 | 1 | 0 | 1 | 1 |
| 11 Logan Forsythe, R (7, PH) (7, 5) | | | | | | | | | | 1 | 0 | 0 | 0 | 0 | 0 | 1 |
| 21 James Loney, L (1, 3) | 8 1B BB | F7 | | G3-6-3 1-2f | | FC6-4 1-2f | | | | 3 | 0 | 0 | 0 | 1 | 0 | 4 |
| 8 Desmond Jennings, R (1, 8) OBP: 0.667, SLG: 0.500 | 20 2B 1-3 1B | G6-3 | | | | 11 G6-4-3 39 20 2B 1B BB | | K | | 2 | 2 | 1 | 0 | 1 | 0 | 0 |
| 1 Sean Rodríguez, R (8, PH) (8, 6) | | | | | | | | | | 1 | 0 | 0 | 0 | 0 | 1 | 0 |
| 20 Matt Joyce, L (1, 10) OBP: 0.500, SLG: 1.000 | 2-H 2B | G4-3 | | | | 11 G6-4-3 1-2 1B | | G4-3 | | 2 | 0 | 1 | 1 | 0 | 0 | 0 |
| 39 Maxx Tissenbaum, L (6, PH) (6, 10) OBP: 0.500, SLG: 0.500 | | | | | | | | | | 2 | 0 | 1 | 0 | 0 | 0 | 0 |
| 11 Yunel Escobar, R (1, 6) OBP: 0.333, SLG: 0.333 | G6-3 | | | | 20 2B 9 BB 1B | G6-4-3 1-2f 2-3 | | 20 FC4-6 BB | | 3 | 1 | 1 | 0 | 0 | 0 | 3 |
| 37 Kes Carter, L (8, PH) (8, 8) | | | | | | | | | | 0 | 0 | 0 | 0 | 1 | 0 | 0 |
| 20 Justin O'Conner, R (1, 2) OBP: 0.750, SLG: 1.500 | | | 7 G3 18 WP 2B | | 9 BB 3 1B 1-3 2B | 5 1B 3-H 2B | | FC4-6 1-2f | | 4 | 2 | 3 | 1 | 0 | 0 | 1 |

| | AB | 33 |
|---|---|---|
| | R | 5 |
| | H | 10 |
| | RBI | 4 |
| | BB | 6 |
| | SO | 6 |
| | LOB | 16 |

| Inning Stats | | | | | | | | | | |
|---|---|---|---|---|---|---|---|---|---|---|
| | R: 0 | H: 0 | R: 1 | H: 2 | R: 1 | H: 1 | R: 0 | H: 0 | R: 2 | H: 3 |
| | E: 0 | LOB: 0 | E: 0 | LOB: 1 | E: 0 | LOB: 1 | E: 0 | LOB: 0 | E: 0 | LOB: 2 |
| | K: 1 | BB: 0 | K: 0 | BB: 1 | K: 2 | BB: 1 | K: 0 | BB: 0 | K: 1 | BB: 2 |
| | S: 5 | P: 5 | S: 4 | P: 8 | S: 8 | P: 12 | S: 3 | P: 3 | S: 7 | P: 15 |

| Inning Stats | | | | | | | | | | |
|---|---|---|---|---|---|---|---|---|---|---|
| | R: 1 | H: 3 | R: 0 | H: 0 | R: 0 | H: 1 | 1B: 6 | SF: 0 | WP: 1 | PA: 40 |
| | E: 0 | LOB: 2 | E: 0 | LOB: 1 | E: 0 | LOB: 1 | 2B: 4 | SAC: 0 | PB: 0 | |
| | K: 0 | BB: 1 | K: 1 | BB: 0 | K: 0 | BB: 0 | 3B: 0 | DP: 2 | SB: 0 | |
| | S: 4 | P: 8 | S: 5 | P: 6 | S: 5 | P: 9 | HR: 0 | HBP: 1 | CS: 0 | |

| PITCHER | | IP | WLS | BF | H | R | ER | SO | BB | IBB | HBP | BLK | WP | HR | S | P | ERA | WHIP |
|---|---|---|---|---|---|---|---|---|---|---|---|---|---|---|---|---|---|---|
| 45 Victor Mateo, R (1, 1) ERA: 4.5 | | 4.0 | | 16 | 3 | 2 | 2 | 3 | 2 | 0 | 0 | 0 | 1 | 0 | 20 | 28 | 4.50 | 1.250 |
| 11 Braulio Lara, L (5, 1) ERA: 54.0 | | 0.1 | | 6 | 3 | 2 | 2 | 1 | 2 | 0 | 0 | 0 | 0 | 0 | 6 | 14 | 54.00 | 15.000 |
| 19 Santiago Garrido, R (5, 1) ERA: | | 0.2 | | 1 | 0 | 0 | 0 | 0 | 0 | 0 | 0 | 0 | 0 | 0 | 1 | 1 | 0.00 | 0.000 |
| 34 Mike Colla, R (6, 1) ERA: 2.25 | | 4.0 | W | 17 | 4 | 1 | 1 | 2 | 2 | 0 | 1 | 0 | 0 | 0 | 18 | 27 | 2.25 | 1.500 |

| PITCHER | IP | WLS | BF | H | R | ER | SO | BB | IBB | HBP | BLK | WP | HR | S | P | ERA | WHIP |
|---|---|---|---|---|---|---|---|---|---|---|---|---|---|---|---|---|---|

# BOTTOM

| Batter | 1 | 2 | 3 | 4 | 5 | 6 | 7 | 8 | 9 | AB | R | H | RBI | BB | SO | LOB |
|---|---|---|---|---|---|---|---|---|---|---|---|---|---|---|---|---|
| 1 Ryan Brett, R (1, 4) | G5-3 | | G6-4-3 | | | 1B | F7 | | | 2 | 0 | 0 | 0 | 0 | 0 | 1 |
| 4 Riccio Torrez, R (6, PH) (7, 4) OBP: 0.500, SLG: 0.500 | | | | | | | | | | 2 | 0 | 1 | 1 | 0 | 0 | 0 |
| 24 Willie Argo, R (1, 7) OBP: 0.500, SLG: 0.500 | 1B | | | K | | HR | | G4-3 | | 2 | 0 | 1 | 0 | 0 | 1 | 0 |
| 23 Jeff Malm, L (6, PH) (7, 7) OBP: 0.500, SLG: 2.000 | | | | | | | | | | 2 | 0 | 1 | 2 | 0 | 0 | 0 |
| 13 Curt Casali, R (1, 2) | K | | | K | | BB | | 1B | | 2 | 0 | 0 | 0 | 0 | 2 | 1 |
| 21 Luke Maile, R (6, PH) (7, 2) OBP: 1.000, SLG: 1.000 | | | | | | | | | | 1 | 1 | 1 | 0 | 1 | 0 | 0 |
| 33 Cameron Seitzer, L (1, 3) OBP: 0.500, SLG: 0.750 | | 1B | | K | | G4-6-3 | | 2B | | 4 | 0 | 2 | 0 | 0 | 1 | 1 |
| 8 Richie Shaffer, R (1, 5) OBP: 0.250, SLG: 0.333 | | K | F7 | | | 1B | | SF9 | | 3 | 0 | 1 | 1 | 0 | 1 | 1 |
| 16 Alejandro Segovia, R (1, 10) | | K | K | | | F9 | | P6 | | 3 | 0 | 0 | 0 | 0 | 2 | 2 |
| 8 Luke Bailey, R (8, PH) (9, 10) | | | | | | | | | | 1 | 0 | 0 | 0 | 0 | 0 | 1 |
| 10 Taylor Motter, R (1, 9) OBP: 0.333, SLG: 1.333 | G4-3 | | F7 | | | | HR | | | 3 | 0 | 1 | 1 | 0 | 0 | 1 |
| 2 Jake Hager, R (1, 6) OBP: 0.333, SLG: 0.667 | | G5-3 | | | | 2B | F9 | | | 3 | 0 | 1 | 0 | 0 | 0 | 0 |
| Joey Rickard, R (1, 8) OBP: 0.667, SLG: 1.000 | | 1B | | | | 2B | G6-3 | | | 3 | 0 | 2 | 1 | 0 | 0 | 0 |
| Inning Stats | R: 0 E: 0 K: 1 S: 5 H: 1 LOB: 0 BB: 0 P: 6 | R: 0 E: 0 K: 2 S: 8 H: 1 LOB: 1 BB: 0 P: 8 | R: 0 E: 0 K: 0 S: 3 H: 1 LOB: 0 BB: 0 P: 3 | R: 0 E: 0 K: 3 S: 9 H: 0 LOB: 0 BB: 0 P: 9 | R: 0 E: 0 K: 1 S: 5 H: 0 LOB: 0 BB: 0 P: 5 | R: 4 E: 0 K: 0 S: 7 H: 5 LOB: 1 BB: 1 P: 11 | R: 1 E: 0 K: 0 S: 4 H: 1 LOB: 0 BB: 0 P: 4 | R: 1 E: 0 K: 0 S: 5 H: 2 LOB: 1 BB: 0 P: 5 | | 1B: 6 2B: 3 3B: 0 HR: 2 | SF: 1 SAC: 0 DP: 2 HBP: 0 | | | | | | |

| PITCHER | | IP | WLS | BF | H | R | ER | SO | BB | IBB | HBP | BLK | WP | HR | S | P | ERA | WHIP |
|---|---|---|---|---|---|---|---|---|---|---|---|---|---|---|---|---|---|---|
| 22 Chris Archer, R ERA: | (1, 1) | 4.0 | | 13 | 3 | 0 | 0 | 6 | 0 | 0 | 0 | 0 | 0 | 0 | 25 | 26 | 0.00 | 0.750 |
| 46 Juan Carlos Oviedo, R ERA: | (5, 1) | 1.0 | | 3 | 0 | 0 | 0 | 1 | 0 | 0 | 0 | 0 | 0 | 0 | 5 | 5 | 0.00 | 0.000 |
| Dylan Floro, R ERA: 36.0 | (6, 1) | 1.0 | | 8 | 5 | 4 | 4 | 0 | 1 | 0 | 0 | 0 | 0 | 1 | 7 | 11 | 36.00 | 6.000 |
| 24 Jim Patterson, L ERA: 9.0 | (7, 1) | 2.0 | L | 9 | 3 | 2 | 2 | 0 | 0 | 0 | 0 | 0 | 0 | 1 | 9 | 9 | 9.00 | 1.500 |

| PITCHER | IP | WLS | BF | H | R | ER | SO | BB | IBB | HBP | BLK | WP | HR | S | P | ERA | WHIP |
|---|---|---|---|---|---|---|---|---|---|---|---|---|---|---|---|---|---|

Tampa Bay Rays @ Montgomery Biscuits

Montgomery Riverwalk Stadium, Montgomery, AL

Sat Mar 29 2014, 3:15 PM - 6:05 PM EDT

Att. 7,409 - Overcast - 70 F

livebaseballscorecards.com

| | |
|---|---|
| AB | 31 |
| R | 1 |
| H | 11 |
| RBI | 6 |
| BB | 1 |
| SO | 7 |
| LOB | 8 |

WP: 0 PB: 0 SB: 0 CS: 1 PA: 33

| Batter | 1 | 2 | 3 | 4 | 5 | 6 | 7 | 8 | 9 | AB | R | H | RBI | BB | SO | LOB |
|---|---|---|---|---|---|---|---|---|---|---|---|---|---|---|---|---|
| 7 José Reyes, S (1, 6)<br>17 Ryan Goins, L (1, 6) | C FF 93<br>B FC 87<br>X SI 94<br>1-1<br>L8 | | C SI 94<br>B SI 95<br>X SI 94<br>1-1<br>G3 | | C SI 92<br>C SI 94<br>X SI 94<br>0-2<br>FC1-6<br>1-2f | | | F SI 90<br>S KC 79<br>S SI 91<br>0-3<br>K | | 1<br>3 | 0<br>0 | 0<br>0 | 0<br>0 | 0<br>0 | 0<br>1 | 0<br>2 |
| 53 Melky Cabrera, S (1, 7)<br>OBP: 0.250, SLG: 0.250 | S SI 94<br>B FF 95<br>X CH 86<br>1-1<br>G6-3 | | | C FF 92<br>F FC 84<br>F FC 87<br>X CH 85<br>0-2<br>30 F8<br>19 1B<br>1B | | C SI 90<br>X KC 78<br>0-1<br>F8 | | C CU 78<br>B FF 90<br>S FF 89<br>B FS 83<br>B CU 78<br>S FS 82<br>3-3<br>K | | 4 | 0 | 1 | 0 | 0 | 1 | 0 |
| 19 José Bautista, R (1, 9)<br>OBP: 0.250, SLG: 0.250 | C SI 95<br>S SI 94<br>B CH 87<br>S FC 88<br>1-3<br>K | | | C SI 93<br>F FF 94<br>X SI 94<br>0-2<br>1-2<br>1B | | B SI 92<br>X SI 92<br>1-0<br>F8 | | C FF 90<br>B CU 78<br>S FF 90<br>X CU 78<br>1-2<br>P6 | | 4 | 0 | 1 | 0 | 0 | 1 | 0 |
| 10 Edwin Encarnación, R (1, 3) | | C SI 91<br>B CH 84<br>C FC 86<br>B SI 93<br>S FC 87<br>2-3<br>K | | C SI 94<br>D CH 85<br>S SI 93<br>S SI 94<br>1-3<br>K | | C SI 92<br>X SI 93<br>0-1<br>F9 | | | C FC 85<br>B FC 87<br>B FC 86<br>F FC 86<br>S FC 87<br>2-3<br>K | 4 | 0 | 0 | 0 | 0 | 3 | 2 |
| 30 Dioner Navarro, S (1, 10)<br>OBP: 0.250, SLG: 0.250 | | C CH 85<br>X CH 86<br>0-1<br>G4-3 | | C SI 94<br>F SI 94<br>X FC 87<br>0-2<br>F8<br>2-3 | | | C SI 90<br>X FC 87<br>0-2<br>G5-3 | | B FC 87<br>C FF 91<br>S FC 87<br>B SL 82<br>X FC 87<br>2-2<br>1B | 4 | 0 | 1 | 0 | 0 | 0 | 2 |
| 13 Brett Lawrie, R (1, 5) | | C SI 94<br>B FC 86<br>X FC 86<br>1-1<br>F7 | | F SI 94<br>F SI 95<br>F FF 95<br>F FC 89<br>B SI 95<br>1 SAFE<br>B SI 95<br>F SI 95<br>F FC 90<br>3-3<br>B CH 84<br>S CH 84<br>K | | | F KC 77<br>B CH 82<br>X KC 78<br>1-1<br>P4 | | S FC 86<br>B FC 87<br>S FC 87<br>B FC 88<br>S FS 81<br>2-3<br>K | 4 | 0 | 0 | 0 | 0 | 2 | 3 |
| 28 Colby Rasmus, L (1, 8) | | | B KC 82<br>C SI 92<br>B SI 91<br>B KC 82<br>C SI 92<br>B SI 94<br>4-2<br>22 G5-4-3<br>3 1B<br>BB | | B SI 91<br>B SI 92<br>S SI 92<br>B SI 92<br>S SI 92<br>F SI 93<br>C SI 94<br>3-3<br>K | | X SI 92<br>0-0<br>P5 | | F FC 87<br>X FS 82<br>0-1<br>G4-3 | 3 | 0 | 0 | 0 | 1 | 1 | 1 |
| 3 Maicer Izturis, S (1, 4)<br>OBP: 0.667, SLG: 0.667 | | | B SI 93<br>1 SAFE<br>1 SAFE<br>C SI 92<br>1 SAFE<br>1 SAFE<br>F CH 84<br>B SI 94<br>1 SAFE<br>3-2<br>B FC 87<br>X SI 94<br>22 G5-4-3<br>1-2<br>1B | | C FF 93<br>X SI 93<br>0-1<br>G4-3 | | | B SI 89<br>C SI 89<br>B SI 91<br>C CH 82<br>F FC 85<br>F SI 91<br>B CH 84<br>X SI 92<br>3-2<br>31 HR<br>1B | | 3 | 1 | 2 | 0 | 0 | 0 | 0 |
| 22 Josh Thole, L (1, 2)<br>OBP: 0.500, SLG: 0.500<br>31 Erik Kratz, R (8, PH)<br>OBP: 1.000, SLG: 4.000 (8, 2) | | | C SI 93<br>B SI 94<br>X SI 94<br>1-1<br>G5-4-3<br>1-2f<br>2-3 | | S SI 93<br>B KC 78<br>X KC 79<br>1-1<br>17 FC1-6<br>1B | | | X SI 92<br>0-0<br>1-H<br>HR | | 2<br>1 | 0<br>1 | 1<br>1 | 0<br>2 | 0<br>0 | 0<br>0 | 2<br>0 |
| Inning Stats | R: 0<br>E: 0<br>K: 1<br>S: 7<br>H: 0<br>LOB: 0<br>BB: 0<br>P: 10 | R: 0<br>E: 0<br>K: 1<br>S: 7<br>H: 0<br>LOB: 0<br>BB: 0<br>P: 10 | R: 0<br>E: 0<br>K: 0<br>S: 9<br>H: 1<br>LOB: 1<br>BB: 1<br>P: 18 | R: 0<br>E: 0<br>K: 2<br>S: 20<br>H: 2<br>LOB: 2<br>BB: 0<br>P: 24 | R: 0<br>E: 0<br>K: 1<br>S: 11<br>H: 1<br>LOB: 1<br>BB: 0<br>P: 15 | R: 0<br>E: 0<br>K: 0<br>S: 5<br>H: 0<br>LOB: 0<br>BB: 0<br>P: 6 | R: 0<br>E: 0<br>K: 0<br>S: 6<br>H: 0<br>LOB: 0<br>BB: 0<br>P: 7 | R: 2<br>E: 0<br>K: 2<br>S: 15<br>H: 2<br>LOB: 0<br>BB: 0<br>P: 22 | R: 0<br>E: 0<br>K: 2<br>S: 11<br>H: 1<br>LOB: 1<br>BB: 0<br>P: 17 | 1B: 6<br>2B: 0<br>3B: 0<br>HR: 1<br>SF: 0<br>SAC: 0<br>DP: 1<br>HBP: 0 | | | | | | |

| PITCHER | | IP | WLS | BF | H | R | ER | SO | BB | IBB | HBP | BLK | WP | HR | S | P | ERA | WHIP |
|---|---|---|---|---|---|---|---|---|---|---|---|---|---|---|---|---|---|---|
| 14 David Price, L | (1, 1) | 7.1 | W | 28 | 6 | 2 | 2 | 6 | 1 | 0 | 0 | 0 | 0 | 1 | 74 | 102 | 2.46 | 0.955 |
| ERA: 2.45 | | | | | | | | | | | | | | | | | | |
| 62 Joel Peralta, R | (8, 1) | 0.2 | | 2 | 0 | 0 | 0 | 1 | 0 | 0 | 0 | 0 | 0 | 0 | 6 | 10 | 0.00 | 0.000 |
| ERA: | | | | | | | | | | | | | | | | | | |
| 47 Brandon Gomes, R | (9, 1) | 1.0 | | 4 | 1 | 0 | 0 | 2 | 0 | 0 | 0 | 0 | 0 | 0 | 11 | 17 | 0.00 | 1.000 |
| ERA: | | | | | | | | | | | | | | | | | | |

| PITCHER | IP | WLS | BF | H | R | ER | SO | BB | IBB | HBP | BLK | WP | HR | S | P | ERA | WHIP |
|---|---|---|---|---|---|---|---|---|---|---|---|---|---|---|---|---|---|

# TOP

## Toronto Blue Jays @ Tampa Bay Rays

Tropicana Field, St. Petersburg, FL

Mon Mar 31 2014, 4:13 PM - 7:15 PM EDT

Att. 31,042 - Dome - 72 F

livebaseballscorecards.com

| | |
|---|---|
| AB | 33 |
| R | 2 |
| H | 7 |
| RBI | 2 |
| BB | 1 |
| SO | 9 |
| LOB | 12 |

# BOTTOM

## Toronto Blue Jays @ Tampa Bay Rays

Tropicana Field, St. Petersburg, FL

Mon Mar 31 2014, 4:13 PM - 7:15 PM EDT

Att. 31,042 - Dome - 72 F

livebaseballscorecards.com

| Batter | 1 | 2 | 3 | 4 | 5 | 6 | 7 | 8 | 9 | AB | R | H | RBI | BB | SO | LOB |
|---|---|---|---|---|---|---|---|---|---|---|---|---|---|---|---|---|
| 7 David DeJesus, L (1, 7)<br>5 Brandon Guyer, R (8, PR)<br>(9, 7) | C KN 74<br>B KN 76<br>X KN 75<br>1-1 ① P6 | B KN 77<br>B KN 76<br>F KN 74<br>B KN 76<br>B KN 74<br>4-1 9 1B<br>1-2<br>2-3 BB | | X FF 82<br>0-0 ② F7 | | 1 SAFE<br>B FC 91<br>X FC 90<br>1-0 ① G4-3<br>1-2 | | C SI 95<br>B SI 95<br>C SI 94<br>F KC 78<br>F SI 97<br>B SI 97<br>F SI 96<br>H KC 78<br>3-2 9 E 9 E HBP | | 3<br>0 | 0<br>1 | 0<br>0 | 0<br>0 | 1<br>0 | 0<br>0 | 1<br>0 |
| 9 Wil Myers, R (1, 9)<br>OBP: 0.600, SLG: 0.800 | X KN 78<br>0-0 3 1B 2B | X KN 78<br>0-0<br>1-2<br>2-H<br>3-H 1B | | B EP 62<br>S KN 74<br>B KN 76<br>B KN 75<br>F KN 71<br>S FF 81<br>3-3 ③ K | | C FC 92<br>D SL 86<br>F FC 91<br>D CH 89<br>D SL 86<br>S FC 91<br>3-3 ② K | | C SI 95<br>1 SAFE<br>F SI 94<br>X SI 96<br>0-2 E1<br>1-H 1B | | 5 | 2 | 3 | 2 | 0 | 2 | 1 |
| 18 Ben Zobrist, S (1, 4) | F KN 77<br>C KN 76<br>B KN 77<br>S KN 78<br>1-3 ② K | C KN 75<br>D EP 67<br>X KN 77<br>1-1 ③ P5 | | | F KN 73<br>S KN 71<br>B KN 75<br>B KN 78<br>B KN 71<br>F KN 71<br>B KN 73<br>4-2 8 FC5-4 21 BB 20 2B BB | B FC 91<br>B FC 90<br>B FC 90<br>B FC 90<br>4-0 BB | | B SI 95<br>C SI 96<br>B SI 95<br>F SI 95<br>B SI 97<br>F SI 96<br>B SI 95<br>4-2 3 1B 21 SF7 BB | | 2 | 2 | 0 | 0 | 3 | 1 | 3 |
| 3 Evan Longoria, R (1, 5)<br>OBP: 0.600, SLG: 0.500 | D KN 77<br>X KN 76<br>1-0<br>2-H 1B | | B KN 74<br>B KN 76<br>B KN 72<br>C KN 72<br>S KN 72<br>B KN 73<br>4-2 8 WP 21 G1-3 20 SF7 BB | | D KN 75<br>1 SAFE<br>X KN 72<br>1-0 ① P5 | B CU 79<br>X FC 91<br>1-0 ③ L8 | | C SI 95<br>X SI 95<br>0-1<br>1-3 20 HBP 8 1B 1B | | 4 | 1 | 2 | 1 | 1 | 0 | 3 |
| 21 James Loney, L (1, 3)<br>OBP: 0.400, SLG: 0.333 | C KN 76<br>C KN 77<br>X KN 78<br>0-2 ③ P4 | | B KN 74<br>X KN 73<br>1-0 ① G1-3<br>1-2 | | B KN 75<br>D KN 73<br>1 SAFE<br>B KN 69<br>B KN 79<br>4-0 8 FC5-4<br>1-2 BB | | C FF 93<br>B FC 90<br>C FC 88<br>X FF 93<br>1-2 8 S 20 1B 1B | F SI 95<br>F KC 80<br>B SI 96<br>X SI 96<br>1-2 ② SF7<br>3-H | | 3 | 0 | 1 | 1 | 1 | 0 | 2 |
| 8 Desmond Jennings, R (1, 8)<br>OBP: 0.600, SLG: 0.750 | | S KN 75<br>S KN 77<br>X KN 78<br>0-2 7 BB 9 1B 2B | B KN 76<br>B KN 75<br>B KN 77<br>B KN 74<br>4-0 20 SF7<br>2-3 BB | | C KN 76<br>X KN 77<br>0-1 ② FC5-4 20 2B<br>1-2f<br>2-3 | | C FC 90<br>C FF 92<br>1 SAFE<br>F FF 94<br>B FF 94<br>B SL 85<br>S FC 89<br>2-3 ① K<br>1-2 | C KC 80<br>D KC 79<br>B SI 96<br>X SI 96<br>2-1 20 HBP<br>1-2 1B | | 4 | 2 | 2 | 0 | 1 | 1 | 3 |
| 20 Matt Joyce, L (1, 10)<br>OBP: 0.800, SLG: 1.500 | | B KN 77<br>B KN 75<br>B KN 77<br>F KN 70<br>B KN 74<br>4-1 7 BB 9 1B BB | 1 SAFE<br>B KN 75<br>S KN 75<br>1 SAFE<br>X KN 76<br>1-1 ② SF7<br>1-2<br>3-H | | F KN 76<br>F KN 77<br>X KN 77<br>0-2<br>1-H<br>3-H 2B | | C FC 90<br>D CH 88<br>B SL 88<br>F FC 89<br>X FF 94<br>2-2 ② H KC 80<br>2-H 1B | 1-0<br>1-2<br>2-3 HBP | | 2 | 1 | 2 | 3 | 1 | 0 | 0 |
| 28 José Molina, R (1, 2) | | F KN 76<br>S KN 76<br>F KN 77<br>C KN 78<br>0-3 ① K | F KN 75<br>S KN 76<br>F KN 77<br>B KN 76<br>F KN 78<br>S KN 77<br>1-3 ③ K | | B KN 73<br>B KN 72<br>X FF 80<br>2-0 ③ F8 | | X FC 91<br>0-0 ③ G6-3 | F SI 95<br>C SI 96<br>X SI 96<br>0-2 ③ G4-3 | | 5 | 0 | 0 | 0 | 0 | 2 | 8 |
| 11 Yunel Escobar, R (1, 6)<br>OBP: 0.250, SLG: 0.250 | | X FF 81<br>0-0 ② F9 | | F KN 71<br>B KN 74<br>B KN 73<br>X KN 80<br>2-1 ① F9 | | X FC 91<br>0-0<br>7 G4-3 1B | | C SI 94<br>B SI 94<br>X CH 88<br>1-1 ① F8 | | 4 | 0 | 1 | 0 | 0 | 0 | 2 |
| Inning Stats | R: 1 H: 2<br>E: 0 LOB: 1<br>K: 1 BB: 0<br>S: 10 P: 13 | R: 2 H: 2<br>E: 0 LOB: 2<br>K: 1 BB: 2<br>S: 13 P: 22 | R: 1 H: 0<br>E: 0 LOB: 1<br>K: 1 BB: 2<br>S: 10 P: 21 | R: 0 H: 0<br>E: 0 LOB: 0<br>K: 1 BB: 0<br>S: 6 P: 11 | R: 2 H: 1<br>E: 0 LOB: 1<br>K: 0 BB: 2<br>S: 10 P: 21 | R: 0 H: 1<br>E: 0 LOB: 2<br>K: 1 BB: 1<br>S: 6 P: 15 | R: 0 H: 2<br>E: 0 LOB: 1<br>K: 1 BB: 0<br>S: 11 P: 16 | R: 3 H: 3<br>E: 1 LOB: 3<br>K: 0 BB: 1<br>S: 23 P: 35 | | 1B: 8 SF: 2<br>2B: 3 SAC: 0<br>3B: 0 DP: 0<br>HR: 0 HBP: 2 | | | | | | |

| | AB | 32 |
|---|---|---|
| | R | 9 |
| | H | 11 |
| | RBI | 7 |
| | BB | 8 |
| | SO | 6 |
| | LOB | 23 |

WP: 1 PA: 44
PB: 0
SB: 1
CS: 0

| PITCHER | | IP | WLS | BF | H | R | ER | SO | BB | IBB | HBP | BLK | WP | HR | S | P | ERA | WHIP |
|---|---|---|---|---|---|---|---|---|---|---|---|---|---|---|---|---|---|---|
| 43 R.A. Dickey, R<br>ERA: 10.8 | (1, 1) | 5.0 | L | 26 | 5 | 6 | 6 | 4 | 6 | 0 | 0 | 0 | 1 | 0 | 49 | 88 | 10.80 | 2.200 |
| 32 Esmil Rogers, R<br>ERA: | (6, 1) | 2.0 | | 9 | 3 | 0 | 0 | 2 | 1 | 0 | 0 | 0 | 0 | 0 | 17 | 31 | 0.00 | 2.000 |
| 33 Jeremy Jeffress, R<br>ERA: 27.0 | (8, 1) | 1.0 | | 9 | 3 | 3 | 3 | 0 | 1 | 0 | 2 | 0 | 0 | 0 | 23 | 35 | 27.00 | 4.000 |

| PITCHER | IP | WLS | BF | H | R | ER | SO | BB | IBB | HBP | BLK | WP | HR | S | P | ERA | WHIP |
|---|---|---|---|---|---|---|---|---|---|---|---|---|---|---|---|---|---|

# Toronto Blue Jays @ Tampa Bay Rays

Tropicana Field, St. Petersburg, FL

Tue Apr 01 2014, 7:13 PM - 10:45 PM EDT

Att. 11,113 - Dome - 72 F

TOP

livebaseballscorecards.com

| Batter | 1 | 2 | 3 | 4 | 5 | 6 | 7 | 8 | 9 | AB | R | H | RBI | BB | SO | LOB |
|---|---|---|---|---|---|---|---|---|---|---|---|---|---|---|---|---|
| 53 Melky Cabrera, S (1, 7)<br>OBP: 0.333, SLG: 0.333 | C FF 91<br>X KC 80<br>0-1<br>19 BB<br>26 HR<br>1B | 1 SAFE<br>C FF 92<br>B SI 91<br>1 SAFE<br>X CH 87<br>1-1<br>1-3<br>1B | | C FF 91<br>1 SAFE<br>S KC 80<br>B FF 91<br>X CH 88<br>1-2 ③<br>G1-3<br>1-2 | | | X FF 92<br>0-0 ①<br>P4 | | C FF 95<br>F FF 96<br>F FF 98<br>B SI 97<br>B FF 97<br>F FF 97<br>B CU 76<br>X SI 97<br>3-2 ③<br>G5-3 | 5 | 1 | 2 | 0 | 0 | 0 | 1 |
| 28 Colby Rasmus, L (1, 8)<br>OBP: 0.250, SLG: 0.286 | B KC 79<br>D CH 85<br>X FF 91<br>2-0 ①<br>F7 | S FF 92<br>S KC 81<br>D KC 82<br>F CH 87<br>D KC 82<br>S CH 87<br>2-3 ③<br>K | | | B SI 90<br>C FF 91<br>B KC 81<br>S CH 85<br>X CH 86<br>2-2<br>30 WP<br>2B | | C SL 75<br>B SI 91<br>F FF 92<br>S FS 81<br>1-3 ②<br>K | | | 4 | 0 | 1 | 0 | 0 | 2 | 3 |
| 19 José Bautista, R (1, 9)<br>OBP: 0.375, SLG: 0.167 | 1 SAFE<br>B KC 82<br>B FF 92<br>C CH 86<br>F FF 91<br>B KC 81<br>F CH 85<br>1 SAFE<br>B CH 87<br>4-2<br>1-2<br>26 HR<br>BB | | C KC 80<br>B FF 91<br>B KC 81<br>X FF 92<br>2-1 ①<br>G5-3 | | C KC 81<br>B FF 91<br>B CH 86<br>S KC 81<br>S KC 82<br>2-3 ①<br>K | | B SL 75<br>B SL 77<br>C FF 93<br>F FF 92<br>B FS 80<br>F FF 92<br>B FF 93<br>4-2<br>BB | | | 2 | 1 | 0 | 0 | 2 | 1 | 1 |
| 10 Edwin Encarnación, R (1, 3) | C CH 86<br>F KC 80<br>D KC 82<br>B FF 91<br>X FF 92<br>2-2 ②<br>F9 | | C FF 92<br>B CH 88<br>X KC 80<br>1-1 ②<br>G4-3 | | B FF 91<br>F CH 87<br>F KC 81<br>X CH 86<br>1-2 ②<br>P4 | | D SL 76<br>F FF 92<br>B SL 76<br>F FF 91<br>1 SAFE<br>S SL 76<br>2-3 ③<br>K | | | 4 | 0 | 0 | 0 | 0 | 1 | 4 |
| 26 Adam Lind, L (1, 10)<br>OBP: 0.750, SLG: 1.667 | B KC 81<br>D KC 80<br>C CH 85<br>B KC 79<br>X CH 85<br>3-1<br>1-H<br>2-H<br>HR | | B FF 91<br>C SI 90<br>S KC 79<br>F CH 88<br>S KC 82<br>1-3 ③<br>K | | B KC 79<br>C KC 80<br>B FF 91<br>F KC 80<br>B CH 87<br>B FF 91<br>4-2<br>30 WP<br>BB | | | B FF 89<br>X FF 90<br>1-0<br>30 G6-4-3<br>1B | | 3 | 1 | 2 | 3 | 1 | 1 | 0 |
| 30 Dioner Navarro, S (1, 2)<br>OBP: 0.125, SLG: 0.125 | C FF 91<br>C CH 86<br>X CH 86<br>0-2 ③<br>L6 | | | X CH 85<br>0-0 ①<br>G4-3 | D KC 81<br>C SI 90<br>B CH 86<br>B KC 81<br>C FF 91<br>X FF 91<br>3-2 ③<br>G4-3<br>1-2<br>2-3 | | | C FF 89<br>D CH 84<br>X CH 84<br>1-1 ①②<br>G6-4-3<br>1-2f | | 4 | 0 | 0 | 0 | 0 | 0 | 3 |
| 13 Brett Lawrie, R (1, 5) | | C FF 90<br>B FF 91<br>X FF 90<br>1-1 ①<br>G4-3 | | C KC 80<br>B FF 91<br>S CH 87<br>B FF 92<br>B CH 87<br>F KC 81<br>B FF 91<br>4-2<br>17 G4-3<br>1 1B<br>BB | | C SI 91<br>B CU 80<br>C CU 82<br>B CU 80<br>X SI 92<br>2-2 ①<br>G4-3 | | B FF 90<br>B CH 83<br>S CH 85<br>F FF 90<br>B CH 83<br>X CH 85<br>3-2 ③<br>P4 | | 3 | 1 | 0 | 0 | 1 | 0 | 0 |
| 17 Ryan Goins, L (1, 4) | | X FF 91<br>0-0 ②<br>G6-3 | | 1 SAFE<br>P PO 90<br>B FF 91<br>C FF 90<br>1 SAFE<br>X CH 86<br>2-1 ②<br>G4-3<br>1-2 | | C CU 80<br>B CH 82<br>S CH 82<br>B CH 81<br>B CH 81<br>F SI 91<br>F CH 82<br>X CU 80<br>3-2 ②<br>P3 | | | C CU 67<br>B SL 81<br>S SL 82<br>S SL 83<br>1-3 ①<br>K | 4 | 0 | 0 | 0 | 0 | 1 | 1 |
| 1 Jonathan Diaz, R (1, 6)<br>OBP: 0.500, SLG: 0.333 | | B FF 91<br>B FF 90<br>B FF 92<br>C FF 90<br>B FF 91<br>4-1<br>53 1B<br>BB | | B FF 91<br>C KC 80<br>C KC 79<br>D KC 81<br>F CH 86<br>F KC 81<br>X FF 91<br>2-2<br>53 S<br>2-H<br>1B | | C SI 89<br>B CU 81<br>C CU 80<br>X CU 80<br>1-2 ③<br>G6-3 | | | C FF 89<br>S CH 84<br>B SL 83<br>B FF 88<br>F FF 89<br>F SL 82<br>S CH 84<br>2-3 ②<br>K | 3 | 0 | 1 | 1 | 1 | 1 | 0 |

| | AB | 32 |
|---|---|---|
| | R | 4 |
| | H | 6 |
| | RBI | 4 |
| | BB | 5 |
| | SO | 7 |
| | LOB | 13 |

| Inning Stats | 1 | 2 | 3 | 4 | 5 | 6 | 7 | 8 | 9 |
|---|---|---|---|---|---|---|---|---|---|
| | R: 3<br>E: 0<br>K: 0<br>S: 14<br>H: 2<br>LOB: 0<br>BB: 1<br>P: 25 | R: 0<br>E: 0<br>K: 1<br>S: 10<br>H: 1<br>LOB: 2<br>BB: 1<br>P: 18 | R: 0<br>E: 0<br>K: 1<br>S: 8<br>H: 0<br>LOB: 0<br>BB: 0<br>P: 12 | R: 1<br>E: 0<br>K: 0<br>S: 15<br>H: 1<br>LOB: 1<br>BB: 1<br>P: 23 | R: 0<br>E: 0<br>K: 1<br>S: 14<br>H: 1<br>LOB: 2<br>BB: 1<br>P: 26 | R: 0<br>E: 0<br>K: 0<br>S: 11<br>H: 0<br>LOB: 0<br>BB: 0<br>P: 17 | R: 0<br>E: 0<br>K: 2<br>S: 10<br>H: 0<br>LOB: 1<br>BB: 1<br>P: 17 | R: 0<br>E: 0<br>K: 0<br>S: 6<br>H: 1<br>LOB: 0<br>BB: 0<br>P: 11 | R: 0<br>E: 0<br>K: 2<br>S: 13<br>H: 0<br>LOB: 0<br>BB: 0<br>P: 19 |

| 1B: 4 | SF: 0 | WP: 1 | PA: 37 |
|---|---|---|---|
| 2B: 1 | SAC: 0 | PB: 0 | |
| 3B: 0 | DP: 1 | SB: 1 | |
| HR: 1 | HBP: 0 | CS: 0 | |

| PITCHER | | IP | WLS | BF | H | R | ER | SO | BB | IBB | HBP | BLK | WP | HR | S | P | ERA | WHIP |
|---|---|---|---|---|---|---|---|---|---|---|---|---|---|---|---|---|---|---|
| 53 Alex Cobb, R<br>ERA: 7.2 | (1, 1) | 5.0 | L | 24 | 5 | 4 | 4 | 3 | 4 | 0 | 0 | 0 | 1 | 1 | 61 | 104 | 7.20 | 1.800 |
| 13 Heath Bell, R<br>ERA: | (6, 1) | 1.0 | | 3 | 0 | 0 | 0 | 0 | 0 | 0 | 0 | 0 | 0 | 0 | 11 | 17 | 0.00 | 0.000 |
| 52 Josh Lueke, R<br>ERA: | (7, 1) | 1.0 | | 4 | 0 | 0 | 0 | 2 | 1 | 0 | 0 | 0 | 0 | 0 | 10 | 17 | 0.00 | 1.000 |
| 27 Cesár Ramos, L<br>ERA: | (8, 1) | 1.2 | | 5 | 1 | 0 | 0 | 2 | 0 | 0 | 0 | 0 | 0 | 0 | 14 | 22 | 0.00 | 0.600 |
| 57 Jake McGee, L<br>ERA: | (9, 1) | 0.1 | | 1 | 0 | 0 | 0 | 0 | 0 | 0 | 0 | 0 | 0 | 0 | 5 | 8 | 0.00 | 0.000 |

| PITCHER | | IP | WLS | BF | H | R | ER | SO | BB | IBB | HBP | BLK | WP | HR | S | P | ERA | WHIP |
|---|---|---|---|---|---|---|---|---|---|---|---|---|---|---|---|---|---|---|

# BOTTOM

## Toronto Blue Jays @ Tampa Bay Rays

Tropicana Field, St. Petersburg, FL

Tue Apr 01 2014, 7:13 PM - 10:45 PM EDT

Att. 11,113 - Dome - 72 F

livebaseballscorecards.com

| Batter | 1 | 2 | 3 | 4 | 5 | 6 | 7 | 8 | 9 | AB | R | H | RBI | BB | SO | LOB |
|---|---|---|---|---|---|---|---|---|---|---|---|---|---|---|---|---|
| 20 Matt Joyce, L (1, 7) OBP: 0.778, SLG: 1.000 | C FF 90<br>B FF 90<br>B FF 91<br>X FF 92<br>2-1<br>9<br>CS<br>1B | | B CH 87<br>B CH 87<br>B FF 94<br>C FF 93<br>X FF 93<br>3-1 ③<br>P4 | | | B FF 90<br>F FF 91<br>F FF 92<br>B SL 85<br>B CH 84<br>B FF 92<br>4-2<br>1-2<br>18<br>G5-3<br>BB | | B SL 85<br>B CH 85<br>B FF 92<br>C FF 92<br>C FF 93<br>X FF 93<br>3-2<br>9<br>2B<br>1B | | 3 | 1 | 2 | 0 | 1 | 0 | 0 |
| 9 Wil Myers, R (1, 9) OBP: 0.444, SLG: 0.667 | C FF 90 ①<br>S SL 85 ②<br>1 SAFE<br>B FF 91<br>S CH 84<br>1-3<br>K<br>1-2 | | | X FF 91<br>0-0 ①<br>F8 | | B SL 84<br>X FF 92<br>1-0 ①<br>F9 | | B FF 92<br>S CH 84<br>D CH 84<br>1 SAFE<br>X FF 92<br>2-1<br>1-H<br>2B | | 4 | 0 | 1 | 1 | 0 | 1 | 3 |
| 18 Ben Zobrist, S (1, 4) | B FF 91<br>B CH 87<br>B FF 92<br>C FF 91<br>F FF 92<br>X FF 93<br>3-2 ③<br>P2 | | | C FF 91<br>B FF 92<br>C FF 92<br>F SL 86<br>B FF 92<br>F SL 86<br>X SL 85<br>2-2 ②<br>G3 | | F SI 89<br>B CH 76<br>C SI 92<br>X SL 75<br>1-2 ②<br>G5-3<br>1-2<br>2-3 | | B CH 84<br>X FF 93<br>1-0 ③<br>P6 | | 4 | 0 | 0 | 0 | 0 | 0 | 3 |
| 3 Evan Longoria, R (1, 5) OBP: 0.444, SLG: 0.500 | | C FF 91<br>F FF 90<br>B FF 90<br>B FF 92<br>C SL 86<br>2-3 ①<br>K | | B FF 92<br>S FF 92<br>B CH 86<br>X FF 93<br>2-1 ③<br>F8 | | B SI 92<br>C SI 92<br>C SL 76<br>X SI 92<br>1-2 ③<br>L3 | | | X FC 92<br>0-0<br>8<br>2B<br>2B | 4 | 1 | 1 | 0 | 0 | 1 | 2 |
| 21 James Loney, L (1, 3) OBP: 0.333, SLG: 0.167 | | B FF 92<br>B FF 93<br>B FF 92<br>C FF 92<br>B FF 92<br>4-1<br>8<br>BB<br>BB | | | B FF 90<br>F FF 92<br>F FF 91<br>X FF 93<br>1-2 ①<br>G6-3 | | C SI 90<br>X SI 90<br>0-1 ①<br>G4-3 | | B FF 94<br>S FF 95<br>S SL 86<br>S SL 87<br>1-3 ①<br>K | 3 | 0 | 0 | 0 | 1 | 1 | 1 |
| 8 Desmond Jennings, R (1, 8) OBP: 0.667, SLG: 1.000 | | B SL 83<br>S FF 91<br>F FF 92<br>B FF 92<br>D CH 84<br>F SL 85<br>B FF 93<br>4-2<br>11<br>G1-4-3<br>1-2<br>BB<br>BB | | | B SL 86<br>S FF 91<br>X FF 93<br>1-1<br>2B | | B SI 91<br>B SI 91<br>C SI 91<br>X SI 91<br>2-1 ②<br>P2 | | F FF 93<br>X FF 94<br>0-1<br>11<br>S<br>2-H<br>2B | 3 | 0 | 2 | 1 | 1 | 0 | 0 |
| 11 Logan Forsythe, R (1, 10) | | C SL 83<br>F FF 90<br>B SL 85<br>X SL 84<br>1-2 ②<br>③<br>G1-4-3<br>1-2f | | | C FF 92<br>X SL 85<br>0-1 ②<br>G6-3 | | B SI 91<br>C CH 76<br>F SI 92<br>B SL 76<br>F SL 78<br>S SI 93<br>2-3 ③<br>K | | C SL 85<br>S SL 84<br>S SL 86<br>0-3 ②<br>K | 4 | 0 | 0 | 0 | 0 | 2 | 4 |
| 24 Ryan Hanigan, R (1, 2)<br>1 Sean Rodríguez, R (9, PR) | | | B FF 90<br>C FF 90<br>X FF 92<br>1-1 ①<br>L6 | | F FF 92<br>B FF 92<br>S FF 92<br>F FF 92<br>F FF 93<br>S SL 84<br>1-3 ③<br>K | | | X FF 93<br>0-0 ①<br>G6-3 | B FF 94<br>D SL 87<br>C FF 93<br>B FF 94<br>B FF 95<br>4-1<br>11<br>S<br>BB | 3<br>0 | 0<br>0 | 0<br>0 | 0<br>0 | 1<br>0 | 1<br>0 | 1<br>0 |
| 11 Yunel Escobar, R (1, 6) OBP: 0.250, SLG: 0.250 | | | F FF 93<br>F FF 92<br>S FF 94<br>0-3 ②<br>K | | | C FF 92<br>X FF 93<br>0-1<br>18<br>G5-3<br>20<br>BB<br>1B | | S FF 92<br>F FF 93<br>F FF 93<br>X FF 93<br>0-2 ②<br>L9 | D SL 88<br>B SL 87<br>C FF 93<br>C SL 87<br>F SL 87<br>C SL 88<br>2-3 ③<br>K<br>1-2<br>2-3 | 4 | 0 | 1 | 0 | 0 | 2 | 2 |
| Inning Stats | R: 0<br>E: 0<br>K: 1<br>S: 8<br>H: 1<br>LOB: 0<br>BB: 0<br>P: 14 | R: 0<br>E: 0<br>K: 1<br>S: 10<br>H: 0<br>LOB: 1<br>BB: 2<br>P: 21 | R: 0<br>E: 0<br>K: 1<br>S: 7<br>H: 0<br>LOB: 0<br>BB: 0<br>P: 11 | R: 0<br>E: 0<br>K: 0<br>S: 8<br>H: 0<br>LOB: 0<br>BB: 0<br>P: 12 | R: 0<br>E: 0<br>K: 1<br>S: 12<br>H: 1<br>LOB: 1<br>BB: 0<br>P: 15 | R: 0<br>E: 0<br>K: 0<br>S: 11<br>H: 1<br>LOB: 2<br>BB: 1<br>P: 18 | R: 0<br>E: 0<br>K: 1<br>S: 8<br>H: 0<br>LOB: 0<br>BB: 0<br>P: 12 | R: 1<br>E: 0<br>K: 0<br>S: 11<br>H: 2<br>LOB: 1<br>BB: 0<br>P: 17 | R: 1<br>E: 0<br>K: 3<br>S: 14<br>H: 2<br>LOB: 3<br>BB: 1<br>P: 21 | 1B: 3<br>2B: 4<br>3B: 0<br>HR: 0<br>SF: 0<br>SAC: 0<br>DP: 1<br>HBP: 0 | | | | | | |

| | AB | 32 |
|---|---|---|
| | R | 2 |
| | H | 7 |
| | RBI | 2 |
| | BB | 4 |
| | SO | 8 |
| | LOB | 16 |

| PITCHER | | IP | WLS | BF | H | R | ER | SO | BB | IBB | HBP | BLK | WP | HR | S | P | ERA | WHIP |
|---|---|---|---|---|---|---|---|---|---|---|---|---|---|---|---|---|---|---|
| 36 Drew Hutchison, R<br>ERA: | (1, 1) | 5.1 | W | 20 | 3 | 0 | 0 | 4 | 3 | 0 | 0 | 0 | 0 | 0 | 50 | 83 | 0.00 | 1.125 |
| 62 Aaron Loup, L<br>ERA: | (6, 1) | 1.2 | H | 5 | 0 | 0 | 0 | 1 | 0 | 0 | 0 | 0 | 0 | 0 | 14 | 20 | 0.00 | 0.000 |
| 50 Steve Delabar, R<br>ERA: 9.0 | (8, 1) | 1.0 | | 5 | 2 | 1 | 1 | 0 | 0 | 0 | 0 | 0 | 0 | 0 | 11 | 17 | 9.00 | 2.000 |
| 21 Sergio Santos, R<br>ERA: 9.0 | (9, 1) | 1.0 | S | 6 | 2 | 1 | 1 | 3 | 1 | 0 | 0 | 0 | 0 | 0 | 14 | 21 | 9.00 | 3.000 |

| PITCHER | IP | WLS | BF | H | R | ER | SO | BB | IBB | HBP | BLK | WP | HR | S | P | ERA | WHIP |
|---|---|---|---|---|---|---|---|---|---|---|---|---|---|---|---|---|---|

| Batter | 1 | 2 | 3 | 4 | 5 | 6 | 7 | 8 | 9 | AB | R | H | RBI | BB | SO | LOB |
|---|---|---|---|---|---|---|---|---|---|---|---|---|---|---|---|---|
| 53 Melky Cabrera, S (1, 7)<br>OBP: 0.357, SLG: 0.357 | B FF 91<br>T FF 92<br>C KC 80<br>B FF 93<br>B KC 82<br>X FF 94<br>3-2<br>30 FC5<br>28 G4-3<br>1B | | B SI 93<br>C CH 85<br>B FF 91<br>B FF 95<br>X SI 92<br>3-1 ②<br>G1-3 | | C KC 79<br>X FF 90<br>0-1<br>28 BB<br>1B | X FF 95<br>0-0 ③<br>F8 | | S SI 89<br>D CH 82<br>1 SAFE<br>X SI 90<br>1-1 ③<br>L9 | | 5 | 0 | 2 | 0 | 0 | 0 | 4 |
| 28 Colby Rasmus, L (1, 8)<br>OBP: 0.308, SLG: 0.200 | X FF 92<br>0-0 ①<br>G4-3<br>1-2 | | B FF 92<br>X FF 89<br>1-0 ③<br>P3 | | B FF 92<br>F SI 90<br>S FF 93<br>B FF 92<br>F FF 90<br>B FF 92<br>B FF 92<br>4-2<br>1-2<br>BB | | B SL 74<br>F FF 91<br>C FF 90<br>B FS 80<br>B SL 74<br>F FF 92<br>X FF 92<br>3-2 ①<br>F8 | | C FF 91<br>H FF 92<br>1-1<br>10 F9<br>19 WP<br>HBP | 3 | 0 | 0 | 0 | 1 | 0 | 1 |
| 19 José Bautista, R (1, 9)<br>OBP: 0.538, SLG: 1.000 | C CH 86<br>B FF 94<br>B KC 80<br>D FF 92<br>B FF 92<br>4-1<br>30 FC5<br>BB | | | C FF 90<br>B SI 93<br>X KC 79<br>1-1<br>HR | B SI 91<br>C FF 91<br>D FF 90<br>X CH 83<br>2-1 ②<br>F8 | | C FF 93<br>S FF 91<br>F FF 94<br>B FS 79<br>B FS 80<br>X FS 80<br>2-2<br>HR | | B FF 92<br>F FF 92<br>S SL 85<br>D SL 86<br>F SL 85<br>D SL 85<br>F FF 91<br>D SL 86<br>4-2<br>14 WP<br>1-2<br>BB | 3 | 2 | 2 | 2 | 2 | 0 | 2 |
| 10 Edwin Encarnación, R (1, 3)<br>OBP: 0.077, SLG: 0.154 | B FF 92<br>C FF 92<br>S FF 91<br>S FF 94<br>1-3 ②<br>K | | | F SI 92<br>C FF 90<br>B CH 85<br>B SI 94<br>F CH 84<br>B CH 85<br>X FF 93<br>3-2<br>30 1B<br>2B | C SI 88<br>B SI 91<br>F FF 90<br>B SI 94<br>F CH 85<br>C CH 83<br>2-3 ③<br>K | | X FF 92<br>0-0 ②<br>F9 | | X SL 84<br>0-0 ①<br>F9<br>2-3 | 5 | 1 | 1 | 0 | 0 | 2 | 6 |
| 30 Dioner Navarro, S (1, 2)<br>OBP: 0.231, SLG: 0.231 | F CH 85<br>S KC 80<br>B FF 92<br>B KC 81<br>X KC 80<br>2-2 ③<br>FC5<br>1-2<br>2-3f | | | B FF 90<br>B CH 85<br>D SI 91<br>C FF 90<br>X FF 90<br>3-1<br>2-H<br>1B | | X FF 89<br>0-0 ①<br>P4 | C FF 91<br>F FF 92<br>F FF 94<br>F FF 92<br>X SL 75<br>0-2<br>1B | | B FF 90<br>C SL 84<br>X SL 83<br>1-1 ②<br>F7 | 5 | 0 | 2 | 1 | 0 | 0 | 4 |
| 14 Moisés Sierra, R (1, 10) | | B SI 92<br>B CH 85<br>S SI 93<br>F FF 91<br>X KC 80<br>2-2 ①<br>G4-3 | | B FF 89<br>B FF 90<br>F SI 92<br>B FF 90<br>C CH 85<br>S FF 93<br>3-3 ①<br>K | | B SI 89<br>S CH 83<br>S SI 91<br>X KC 79<br>1-2 ②<br>G4-3 | B FF 92<br>S SI 90<br>S SI 89<br>B SI 92<br>X SI 92<br>2-2 ③<br>G5-3 | | S SL 84<br>B SL 86<br>S SL 84<br>B SL 84<br>D SL 85<br>F SL 85<br>S FF 91<br>3-3 ③<br>K<br>1-2 | 5 | 0 | 0 | 0 | 0 | 2 | 4 |
| 13 Brett Lawrie, R (1, 5) | | F FF 92<br>F SI 93<br>C FF 92<br>0-3 ②<br>K | | B CH 84<br>X CH 84<br>1-0 ②<br>F9 | | B FF 88<br>B FF 88<br>B SI 90<br>F SI 90<br>B FF 92<br>4-1<br>3 2B<br>BB | | X SI 90<br>0-0 ①<br>G6-3 | | 3 | 0 | 0 | 0 | 1 | 1 | 1 |
| 3 Maicer Izturis, S (1, 4)<br>OBP: 0.571, SLG: 0.714 | | C SI 90<br>B FF 91<br>B FF 91<br>X FF 93<br>2-1 ③<br>F9 | | X FF 88<br>0-0 ③<br>G5-3 | | B CH 82<br>1 SAFE<br>B FF 91<br>C SI 91<br>F SI 90<br>X CH 84<br>2-2<br>1-3<br>2B | | C SI 89<br>C SI 89<br>F SI 90<br>F SI 90<br>X CU 80<br>0-2<br>17 FC6-4<br>1B | | 4 | 0 | 2 | 0 | 0 | 0 | 1 |
| 1 Jonathan Diaz, R (1, 6)<br>OBP: 0.333, SLG: 0.200<br>26 Adam Lind, L (6, PH)<br>OBP: 0.800, SLG: 1.667<br>17 Ryan Goins, L (6, PR)<br>(6, 6) | | | B SI 90<br>C FF 92<br>X SI 93<br>1-1 ①<br>F9 | | C SI 90<br>C FF 91<br>F CH 86<br>B FF 90<br>X CH 84<br>1-2 ①<br>G5-3 | I IN 54<br>I IN 57<br>I IN 55<br>I IN 56<br>4-0<br>IBB | | S SI 89<br>X SI 90<br>0-1 ②<br>FC6-4<br>1-2f | | 2<br>0<br>1 | 0<br>0<br>0 | 0<br>0<br>0 | 0<br>0<br>0 | 0<br>1<br>0 | 0<br>0<br>0 | 0<br>0<br>1 |
| Inning Stats | R: 0<br>E: 0<br>K: 1<br>S: 11<br>H: 1<br>LOB: 2<br>BB: 1<br>P: 21 | R: 0<br>E: 0<br>K: 1<br>S: 8<br>H: 0<br>LOB: 0<br>BB: 0<br>P: 12 | R: 0<br>E: 0<br>K: 0<br>S: 5<br>H: 0<br>LOB: 0<br>BB: 0<br>P: 10 | R: 2<br>E: 0<br>K: 1<br>S: 13<br>H: 3<br>LOB: 1<br>BB: 0<br>P: 24 | R: 0<br>E: 0<br>K: 1<br>S: 15<br>H: 1<br>LOB: 2<br>BB: 1<br>P: 24 | R: 0<br>E: 0<br>K: 0<br>S: 9<br>H: 1<br>LOB: 3<br>BB: 2<br>P: 20 | R: 1<br>E: 0<br>K: 0<br>S: 17<br>H: 2<br>LOB: 1<br>BB: 0<br>P: 24 | R: 0<br>E: 0<br>K: 0<br>S: 10<br>H: 1<br>LOB: 1<br>BB: 0<br>P: 11 | R: 0<br>E: 0<br>K: 1<br>S: 12<br>H: 0<br>LOB: 2<br>BB: 1<br>P: 21 | 1B: 5<br>2B: 2<br>3B: 0<br>HR: 2<br>SF: 0<br>SAC: 0<br>DP: 0<br>HBP: 1 | | | | | | |

| PITCHER | | IP | WLS | BF | H | R | ER | SO | BB | IBB | HBP | BLK | WP | HR | S | P | ERA | WHIP |
|---|---|---|---|---|---|---|---|---|---|---|---|---|---|---|---|---|---|---|
| 55 Matt Moore, L<br>ERA: 3.18 | (1, 1) | 5.2 | L | 26 | 6 | 2 | 2 | 4 | 3 | 0 | 0 | 0 | 0 | 1 | 60 | 106 | 3.18 | 1.588 |
| 47 Brandon Gomes, R<br>ERA: | (6, 1) | 0.0 | | 1 | 0 | 0 | 0 | 0 | 0 | 1 | 0 | 0 | 0 | 0 | 0 | 4 | ∞ | ∞ |
| 57 Jake McGee, L<br>ERA: | (6, 1) | 0.1 | | 1 | 0 | 0 | 0 | 0 | 0 | 0 | 0 | 0 | 0 | 0 | 1 | 1 | 0.00 | 0.000 |
| 52 Josh Lueke, R<br>ERA: 4.5 | (7, 1) | 1.0 | | 5 | 2 | 1 | 1 | 0 | 0 | 0 | 0 | 0 | 0 | 1 | 17 | 24 | 9.00 | 2.000 |
| 13 Heath Bell, R<br>ERA: | (8, 1) | 1.0 | | 4 | 1 | 0 | 0 | 0 | 0 | 0 | 0 | 0 | 0 | 0 | 10 | 11 | 0.00 | 1.000 |

| PITCHER | | IP | WLS | BF | H | R | ER | SO | BB | IBB | HBP | BLK | WP | HR | S | P | ERA | WHIP |
|---|---|---|---|---|---|---|---|---|---|---|---|---|---|---|---|---|---|---|
| 50 Grant Balfour, R<br>ERA: | (9, 1) | 1.0 | | 5 | 0 | 0 | 0 | 1 | 1 | 0 | 1 | 0 | 2 | 0 | 12 | 21 | 0.00 | 1.000 |

# TOP

## Toronto Blue Jays @ Tampa Bay Rays

Tropicana Field, St. Petersburg, FL

Wed Apr 02 2014, 7:13 PM - 10:06 PM EDT

Att. 10,808 - Dome - 72 F

livebaseballscorecards.com

| | |
|---|---|
| AB | 36 |
| R | 3 |
| H | 9 |
| RBI | 3 |
| BB | 5 |
| SO | 5 |
| LOB | 24 |

| | | | |
|---|---|---|---|
| 1B: 5 | SF: 0 | WP: 2 | PA: 42 |
| 2B: 2 | SAC: 0 | PB: 0 | |
| 3B: 0 | DP: 0 | SB: 0 | |
| HR: 2 | HBP: 1 | CS: 0 | |

| Batter | 1 | 2 | 3 | 4 | 5 | 6 | 7 | 8 | 9 | AB | R | H | RBI | BB | SO | LOB |
|---|---|---|---|---|---|---|---|---|---|---|---|---|---|---|---|---|
| 8 Desmond Jennings, R (1, 8)<br>OBP: 0.500, SLG: 0.700 | C SI 82<br>F SI 81<br>B FC 80<br>C SI 83<br>1-3 ① K | | F CU 70<br>B FC 78<br>S CH 77<br>X FC 79<br>1-2 ③ G6-3 | | | X SI 82<br>0-0 ① SH3<br>1-2 | | | C CU 69<br>S CH 74<br>B CH 80<br>B CU 69<br>F SI 81<br>C SI 81<br>2-3 ① K | 3 | 0 | 0 | 0 | 0 | 2 | 0 |
| 9 Wil Myers, R (1, 9)<br>OBP: 0.308, SLG: 0.462 | F FC 79<br>F FC 79<br>S CU 71<br>0-3 ② K | | | B SI 80<br>C FF 82<br>X SI 81<br>1-1 ① G5-3 | | S CU 69<br>C CH 78<br>B SI 83<br>S CU 70<br>1-3 ② K | | | X CH 75<br>0-0 ② G6-3 | 4 | 0 | 0 | 0 | 0 | 2 | 1 |
| 18 Ben Zobrist, S (1, 4)<br>OBP: 0.308, SLG: 0.100 | B FF 82<br>B SI 82<br>X FC 78<br>2-0 ③ L7 | | | B FC 79<br>C SI 82<br>B CU 70<br>S CU 70<br>C SI 83<br>2-3 ② K | | F CH 77<br>B FC 79<br>X SI 82<br>1-1 ③ G5-3 | | | C CU 69<br>B CU 69<br>B FC 77<br>S CH 75<br>X SI 80<br>2-2 3 DI 1B | 4 | 0 | 1 | 0 | 0 | 1 | 1 |
| 3 Evan Longoria, R (1, 5)<br>OBP: 0.462, SLG: 0.455 | | B SI 81<br>B FC 79<br>X SI 83<br>2-0 ① L8 | | B CH 76<br>C FC 79<br>C FC 78<br>B CU 71<br>B FF 82<br>C SI 84<br>3-3 ③ K | | | B CH 80<br>X CU 68<br>1-0 11 G3-6-3 1B | | B FF 93<br>C FF 94<br>B FF 93<br>B FF 92<br>F FF 94<br>D SL 88<br>4-2<br>1-2 BB | 3 | 0 | 1 | 0 | 1 | 1 | 0 |
| 11 Logan Forsythe, R (1, 10)<br>OBP: 0.286, SLG: 0.429<br>20 Matt Joyce, L (9, PH)<br>OBP: 0.700, SLG: 0.833 | | C SI 83<br>X CU 71<br>0-1 1B | | | B FC 77<br>S SI 82<br>X FC 79<br>1-1 2B | | C SI 81<br>B SI 81<br>X SI 82<br>1-1 ① ② G3-6-3<br>1-2f | | C CU 84<br>S CU 85<br>D CU 85<br>S FF 92<br>1-3 ③ K | 3<br>1 | 0<br>0 | 2<br>0 | 0<br>0 | 0<br>0 | 0<br>1 | 1<br>2 |
| 21 James Loney, L (1, 3)<br>OBP: 0.250, SLG: 0.111 | X SI 84<br>0-0 ② F8 | | | D CU 72<br>F SI 82<br>F SI 83<br>S CH 78<br>1-3 ① K | | | C CH 76<br>B CH 74<br>S CH 76<br>F CH 76<br>B FF 82<br>B CU 70<br>X FC 76<br>3-2 ③ F8 | | | 3 | 0 | 0 | 0 | 0 | 1 | 2 |
| 1 Sean Rodríguez, R (1, 7) | B SI 83<br>B SI 83<br>C SI 84<br>B CH 78<br>S CH 78<br>C CH 79<br>3-3 ③ K | | | B CH 77<br>B CH 76<br>X CU 71<br>2-0 ② L5 | | | | C CH 79<br>F CH 76<br>C FF 82<br>0-3 ① K | | 3 | 0 | 0 | 0 | 0 | 2 | 2 |
| 28 José Molina, R (1, 2)<br>5 Brandon Guyer, R (8, PH)<br>24 Ryan Hanigan, R (9, 2) | | | B FF 82<br>B SI 82<br>S FF 84<br>X FF 84<br>2-1 ① G1-3 | | X SI 84<br>0-0 ③ F9 | | | B CH 80<br>C CH 75<br>F CH 74<br>F CU 70<br>B FF 82<br>C SI 82<br>2-3 ② K | | 2<br>1<br>0 | 0<br>0<br>0 | 0<br>0<br>0 | 0<br>0<br>0 | 0<br>0<br>0 | 0<br>1<br>0 | 1<br>0<br>0 |
| 11 Yunel Escobar, R (1, 6)<br>OBP: 0.273, SLG: 0.200 | | | B SI 83<br>X SI 83<br>1-0 ② G6-3 | | | C SI 82<br>B CH 76<br>B FC 78<br>B CH 77<br>B FF 83<br>4-1 8 SH3 BB | | C CH 79<br>B CH 75<br>C FC 78<br>B FF 81<br>C FF 82<br>2-3 ③ K | | 2 | 0 | 0 | 0 | 1 | 1 | 0 |
| Inning Stats | R: 0 H: 0<br>E: 0 LOB: 0<br>K: 2 BB: 0<br>S: 7 P: 10 | R: 0 H: 1<br>E: 0 LOB: 1<br>K: 1 BB: 0<br>S: 7 P: 12 | R: 0 H: 0<br>E: 0 LOB: 0<br>K: 0 BB: 0<br>S: 6 P: 10 | R: 0 H: 0<br>E: 0 LOB: 0<br>K: 2 BB: 0<br>S: 8 P: 14 | R: 0 H: 1<br>E: 0 LOB: 1<br>K: 1 BB: 0<br>S: 7 P: 11 | R: 0 H: 0<br>E: 0 LOB: 1<br>K: 1 BB: 1<br>S: 7 P: 13 | R: 0 H: 1<br>E: 0 LOB: 0<br>K: 0 BB: 0<br>S: 7 P: 12 | R: 0 H: 0<br>E: 0 LOB: 0<br>K: 3 BB: 0<br>S: 10 P: 14 | R: 0 H: 1<br>E: 0 LOB: 2<br>K: 2 BB: 1<br>S: 13 P: 22 | 1B: 3 SF: 0<br>2B: 1 SAC: 1<br>3B: 0 DP: 1<br>HR: 0 HBP: 0 | | | | | | |

| PITCHER | IP | WLS | BF | H | R | ER | SO | BB | IBB | HBP | BLK | WP | HR | S | P | ERA | WHIP |
|---|---|---|---|---|---|---|---|---|---|---|---|---|---|---|---|---|---|
| 56 Mark Buehrle, L (1, 1)<br>ERA: | 8.2 | W | 30 | 4 | 0 | 0 | 11 | 1 | 0 | 0 | 0 | 0 | 0 | 67 | 108 | 0.00 | 0.577 |
| 21 Sergio Santos, R (9, 1)<br>ERA: 9.0 | 0.0 | | 1 | 0 | 0 | 0 | 0 | 1 | 0 | 0 | 0 | 0 | 0 | 2 | 6 | ∞ | ∞ |
| 27 Brett Cecil, L (9, 1)<br>ERA: | 0.1 | S | 1 | 0 | 0 | 0 | 1 | 0 | 0 | 0 | 0 | 0 | 0 | 3 | 4 | 0.00 | 0.000 |

| PITCHER | IP | WLS | BF | H | R | ER | SO | BB | IBB | HBP | BLK | WP | HR | S | P | ERA | WHIP |
|---|---|---|---|---|---|---|---|---|---|---|---|---|---|---|---|---|---|

# BOTTOM

## Toronto Blue Jays @ Tampa Bay Rays

Tropicana Field, St. Petersburg, FL

Wed Apr 02 2014, 7:13 PM - 10:06 PM EDT

Att. 10,808 - Dome - 72 F

livebaseballscorecards.com

| | |
|---|---|
| AB | 29 |
| R | 0 |
| H | 4 |
| RBI | 0 |
| BB | 2 |
| SO | 12 |
| LOB | 10 |

# Toronto Blue Jays @ Tampa Bay Rays

Tropicana Field, St. Petersburg, FL

Thu Apr 03 2014, 7:14 PM - 10:34 PM EDT

Att. 9,571 - Dome - 72 F

TOP

livebaseballscorecards.com

| Batter | 1 | 2 | 3 | 4 | 5 | 6 | 7 | 8 | 9 | AB | R | H | RBI | BB | SO | LOB |
|---|---|---|---|---|---|---|---|---|---|---|---|---|---|---|---|---|
| 53 Melky Cabrera, S (1, 7) OBP: 0.333, SLG: 0.333 | B FF 91<br>F FF 92<br>S SL 87<br>F FF 95<br>X SL 88<br>1-2 ① G3 | | B FF 92<br>C SL 85<br>F SI 94<br>F FF 93<br>B SL 87<br>X FF 94<br>2-2 ② G6-3 | | B FF 91<br>C SL 85<br>B FF 93<br>X SL 85<br>2-1 1B | | C FF 89<br>X FS 80<br>0-1 ③ G3 | | | 4 | 0 | 1 | 0 | 0 | 0 | 2 |
| 28 Colby Rasmus, L (1, 8) OBP: 0.235, SLG: 0.143 | C SL 87<br>S SL 87<br>B FF 94<br>S SL 88<br>1-3 ② K | | S SI 95<br>F FF 96<br>B SI 96<br>B SI 96<br>S SL 88<br>2-3 ③ K | | C SL 84<br>B SI 94<br>F FF 92<br>D FF 94<br>T SL 86<br>2-2 ② K | | | X FF 87<br>0-0 ① F8 | | 4 | 0 | 0 | 0 | 0 | 3 | 2 |
| 19 José Bautista, R (1, 9) OBP: 0.529, SLG: 0.818 | C SI 96<br>F FF 97<br>X FF 96<br>0-2 ③ G6-3 | | | B FF 94<br>B FF 93<br>C SL 84<br>B FF 95<br>B FF 95<br>4-1 26 2B 30 SF8 BB | F FF 94<br>X FF 95<br>0-1 ③ P3 | | | B FF 89<br>B CU 76<br>C FF 89<br>F FF 90<br>B FS 81<br>F FF 89<br>B CU 76<br>4-2 BB | | 2 | 1 | 0 | 0 | 2 | 0 | 1 |
| 10 Edwin Encarnación, R (1, 10) OBP: 0.118, SLG: 0.125 | | B SL 86<br>B SL 85<br>B FF 92<br>B FF 94<br>4-0 26 S BB | | X FF 94<br>0-0 ① P6 | | B FF 94<br>C SL 85<br>S SI 94<br>B SL 88<br>S SI 95<br>2-3 ① K | | F FF 89<br>C FF 88<br>X CU 76<br>0-2 ② F8 | | 3 | 0 | 0 | 0 | 1 | 1 | 2 |
| 26 Adam Lind, L (1, 3) OBP: 0.556, SLG: 1.000 | | B FF 92<br>C FF 93<br>B SI 93<br>C FF 93<br>B SI 95<br>F SL 88<br>S SL 86<br>3-3 ① K 1-2 | | C SI 94<br>B FF 95<br>T SI 93<br>B SI 96<br>X SL 87<br>2-2 13 1B 1-3 2B | | B FF 93<br>C FF 94<br>B FF 95<br>F FF 94<br>C FF 96<br>2-3 ② K | | S CU 74<br>B FS 79<br>X FS 79<br>1-1 ③ F9 | | 4 | 1 | 1 | 0 | 0 | 2 | 2 |
| 30 Dioner Navarro, S (1, 2) OBP: 0.176, SLG: 0.188 | | B FF 94<br>F FF 93<br>F SI 95<br>B FF 94<br>X SL 89<br>2-2 ② G6-3 | | B FF 94<br>C FF 94<br>X SI 94<br>1-1 ② SF8 3-H | | B FF 94<br>S SL 87<br>B FF 95<br>X FF 94<br>2-1 ③ G4-3 | | | C SI 92<br>B CH 83<br>B CH 84<br>B SI 92<br>C SI 92<br>X SI 93<br>3-2 ① F7 | 3 | 0 | 0 | 1 | 0 | 0 | 1 |
| 13 Brett Lawrie, R (1, 5) OBP: 0.188, SLG: 0.071 | | C SL 86<br>X FF 94<br>0-1 ③ F9 | | B FF 94<br>X SI 94<br>1-0 2-H 1B | | | B FC 86<br>S FC 86<br>B FC 86<br>X FC 86<br>2-1 ① G4-3 | | C SI 92<br>B SI 94<br>C SI 92<br>B CU 81<br>F SI 93<br>B CU 83<br>X SI 92<br>3-2 ② G6-3 | 4 | 0 | 1 | 1 | 0 | 0 | 1 |
| 3 Maicer Izturis, S (1, 4) OBP: 0.636, SLG: 0.700 | | | B FF 90<br>C FF 91<br>X FF 92<br>1-1 17 G3 17 S 1B | 1 SAFE<br>C FF 93<br>C SL 86<br>B FF 95<br>B FF 94<br>S SL 86<br>2-3 ③ K | | | B FC 86<br>C SI 89<br>S FS 82<br>X FS 82<br>1-2 1B | | B SI 90<br>B SI 91<br>B SI 91<br>B SI 91<br>4-0 31 DI BB | 3 | 0 | 2 | 0 | 1 | 1 | 1 |
| 17 Ryan Goins, L (1, 6)<br>31 Erik Kratz, R (9, PH) OBP: 0.500, SLG: 2.000 | | | L SI 92<br>1 SAFE<br>1 SAFE<br>B SI 92<br>B FF 92<br>S FF 92<br>F SL 86<br>X SL 86<br>2-2 ① G3 1-3 | | C SL 83<br>X SI 94<br>0-1 ① G4-3 | | B FS 82<br>S FS 81<br>B FF 90<br>B FC 89<br>T FC 89<br>F SI 90<br>F FC 89<br>S FF 90<br>3-3 ② K | | B SI 91<br>C SI 92<br>X SI 92<br>1-1 ③ G4-3 1-2 | 3<br>1 | 0<br>0 | 0<br>0 | 0<br>0 | 0<br>0 | 1<br>0 | 2<br>1 |
| Inning Stats | R: 0 H: 0<br>E: 0 LOB: 0<br>K: 1 BB: 0<br>S: 10 P: 12 | R: 0 H: 0<br>E: 0 LOB: 1<br>K: 1 BB: 1<br>S: 9 P: 18 | R: 0 H: 1<br>E: 0 LOB: 1<br>K: 1 BB: 0<br>S: 13 P: 20 | R: 2 H: 2<br>E: 0 LOB: 1<br>K: 1 BB: 1<br>S: 11 P: 21 | R: 0 H: 1<br>E: 0 LOB: 1<br>K: 1 BB: 0<br>S: 9 P: 13 | R: 0 H: 0<br>E: 0 LOB: 0<br>K: 2 BB: 0<br>S: 8 P: 14 | R: 0 H: 1<br>E: 0 LOB: 1<br>K: 1 BB: 0<br>S: 12 P: 18 | R: 0 H: 0<br>E: 0 LOB: 1<br>K: 0 BB: 1<br>S: 9 P: 14 | R: 0 H: 0<br>E: 0 LOB: 1<br>K: 0 BB: 1<br>S: 9 P: 20 | 1B: 4 SF: 1<br>2B: 1 SAC: 0<br>3B: 0 DP: 0<br>HR: 0 HBP: 0 | | | | | | |

| PITCHER | | IP | WLS | BF | H | R | ER | SO | BB | IBB | HBP | BLK | WP | HR | S | P | ERA | WHIP |
|---|---|---|---|---|---|---|---|---|---|---|---|---|---|---|---|---|---|---|
| 22 Chris Archer, R<br>ERA: 3.0 | (1, 1) | 6.0 | W | 24 | 4 | 2 | 2 | 7 | 2 | 0 | 0 | 0 | 0 | 0 | 60 | 98 | 3.00 | 1.000 |
| 47 Brandon Gomes, R<br>ERA: | (7, 1) | 0.2 | H | 3 | 1 | 0 | 0 | 1 | 0 | 0 | 0 | 0 | 0 | 0 | 10 | 16 | 0.00 | 1.500 |
| 62 Joel Peralta, R<br>ERA: | (7, 1) | 1.1 | H | 5 | 0 | 0 | 0 | 0 | 1 | 0 | 0 | 0 | 0 | 0 | 11 | 16 | 0.00 | 0.750 |
| 13 Heath Bell, R<br>ERA: | (9, 1) | 1.0 | | 4 | 0 | 0 | 0 | 0 | 1 | 0 | 0 | 0 | 0 | 0 | 9 | 20 | 0.00 | 1.000 |

| PITCHER | IP | WLS | BF | H | R | ER | SO | BB | IBB | HBP | BLK | WP | HR | S | P | ERA | WHIP |
|---|---|---|---|---|---|---|---|---|---|---|---|---|---|---|---|---|---|

| | |
|---|---|
| AB | 31 |
| R | 2 |
| H | 5 |
| RBI | 2 |
| BB | 4 |
| SO | 8 |
| LOB | 15 |

WP: 0 PA: 36
PB: 0
SB: 2
CS: 0

# Toronto Blue Jays @ Tampa Bay Rays

Tropicana Field, St. Petersburg, FL

Thu Apr 03 2014, 7:14 PM - 10:34 PM EDT

Att. 9,571 - Dome - 72 F

livebaseballscorecards.com

| Batter | 1 | 2 | 3 | 4 | 5 | 6 | 7 | 8 | 9 | AB | R | H | RBI | BB | SO | LOB |
|---|---|---|---|---|---|---|---|---|---|---|---|---|---|---|---|---|
| 7 David DeJesus, L (1, 10)<br>OBP: 0.400, SLG: 0.625 | B FF 91<br>C FF 92<br>B FS 81<br>F FF 93<br>B FF 94<br>F FF 93<br>X FF 94<br>3-2<br>G6-3 ① | | B KC 75<br>B FS 82<br>X FF 91<br>2-0<br>8<br>2B<br>3B | C KC 79<br>D FS 82<br>F SL 87<br>D FS 85<br>F FF 95<br>D FF 95<br>X SL 87<br>3-2<br>G3 ③<br>2-3 | | | C FF 93<br>B FF 92<br>B CH 85<br>X FC 90<br>2-1<br>18<br>FC3-6<br>3<br>HR<br>2B | B KC 80<br>S SI 95<br>X SI 95<br>1-1<br>G4-6-6-3 ①②<br>1-2f<br>2-3 | | 5 | 2 | 2 | 0 | 0 | 0 | 3 |
| 8 Desmond Jennings, R (1, 8)<br>OBP: 0.471, SLG: 0.643 | C SL 87<br>B FF 94<br>B SL 86<br>X SL 88<br>2-1<br>G5-3 ② | | X SL 86<br>0-0<br>18<br>1B<br>3-H<br>2B | | C SL 87<br>C FF 93<br>F FF 94<br>B SL 86<br>X FS 84<br>1-2<br>G6-3 ① | | B SL 87<br>B FF 91<br>B FC 90<br>C FF 93<br>F FF 93<br>B SL 85<br>4-2<br>18<br>FC3-6<br>BB | C KC 80<br>S SI 96<br>S KC 80<br>0-3<br>K ③ | | 4 | 1 | 1 | 1 | 1 | 1 | 1 |
| 18 Ben Zobrist, S (1, 4)<br>OBP: 0.353, SLG: 0.214 | X FF 93<br>0-0<br>1B | | B FS 83<br>X FS 84<br>1-0<br>3<br>1B<br>21<br>G6-4-3<br>2-H<br>1B | | B FS 85<br>X SL 90<br>1-0<br>G3-1 ② | | B CU 79<br>C CH 87<br>X CU 80<br>1-1<br>FC3-6 ②<br>3<br>HR<br>1-2f<br>2-3 | | | 4 | 2 | 2 | 1 | 0 | 0 | 2 |
| 3 Evan Longoria, R (1, 5)<br>OBP: 0.471, SLG: 0.667 | C FF 94<br>B FF 94<br>C SL 88<br>B FF 95<br>F FF 95<br>C FS 84<br>2-3<br>K ③ | | X FF 93<br>0-0<br>21<br>G6-4-3<br>1-3<br>1B | | B SL 85<br>T SL 86<br>C SL 87<br>1-3<br>K ③ | | B CU 80<br>B SL 84<br>S SL 85<br>X CU 80<br>2-1<br>1-H<br>3-H<br>HR | | | 4 | 1 | 2 | 3 | 0 | 2 | 1 |
| 21 James Loney, L (1, 3)<br>OBP: 0.250, SLG: 0.154 | | B KC 77<br>X FF 92<br>1-0<br>G6-3 ① | X KC 79<br>0-0<br>G6-4-3 ①②<br>1-2f<br>3-H | | | B FF 92<br>B CH 87<br>S FC 90<br>F FC 89<br>X CU 80<br>2-2<br>G3 ① | C SI 94<br>C SI 95<br>B SI 97<br>F SI 96<br>F FF 96<br>X SI 96<br>1-2<br>11<br>BB<br>1B | | | 4 | 0 | 1 | 0 | 0 | 0 | 1 |
| 11 Logan Forsythe, R (1, 7)<br>OBP: 0.273, SLG: 0.300<br>5 Brandon Guyer, R (8, 7) | | C FF 92<br>B FF 93<br>B FF 93<br>X FF 94<br>2-1<br>G4-3 ② | B SL 85<br>B SL 89<br>C FF 93<br>F FF 94<br>B FS 86<br>X FF 95<br>3-2<br>F9 ③ | | | B FC 90<br>C FF 92<br>C CU 80<br>B FF 92<br>X SL 85<br>2-2<br>G6-3 ② | C SI 94<br>B KC 78<br>B SI 95<br>B SI 94<br>F SI 96<br>B SI 96<br>4-2<br>1-2<br>BB | | | 3<br>0 | 0<br>0 | 0<br>0 | 0<br>0 | 1<br>0 | 0<br>0 | 0<br>0 |
| 20 Matt Joyce, L (1, 9)<br>OBP: 0.643, SLG: 0.778 | | C FS 83<br>B KC 79<br>B KC 79<br>F FS 84<br>B FF 94<br>X SL 88<br>3-2<br>24<br>1B<br>2B | | X FF 91<br>0-0<br>F8 ① | | B CU 78<br>B FF 92<br>B FC 90<br>B FF 91<br>4-0<br>BB | C KC 79<br>C KC 78<br>S KC 79<br>0-3<br>K ③ | | | 3 | 1 | 1 | 0 | 1 | 1 | 2 |
| 24 Ryan Hanigan, R (1, 2)<br>OBP: 0.500, SLG: 0.333 | | C FF 93<br>F FF 93<br>B FF 96<br>B SL 87<br>B SL 88<br>X FF 96<br>3-2<br>2-H<br>1B | | B FF 91<br>F FF 91<br>B SL 87<br>B FF 93<br>B FF 93<br>4-1<br>7<br>PB<br>11<br>BLK<br>BB | | C FF 91<br>1 SAFE<br>1 SAFE<br>B FF 92<br>B SL 84<br>1 SAFE<br>1 SAFE<br>C SL 83<br>F FF 94<br>3-2<br>B CU 80<br>X SL 85<br>G6-3 ③ | | C SI 94<br>X SI 94<br>0-1<br>7<br>G4-6-3<br>11<br>BB<br>1B | | 3 | 0 | 2 | 1 | 1 | 0 | 1 |
| 11 Yunel Escobar, R (1, 6)<br>OBP: 0.267, SLG: 0.154 | | B FF 95<br>F FF 94<br>B FF 96<br>F FF 96<br>B FF 96<br>S FF 96<br>3-3<br>K ③ | | C SL 83<br>C SL 85<br>D SL 88<br>B FF 94<br>F SL 86<br>F FF 93<br>S SL 88<br>2-3<br>K ②<br>1-2 | | | C FC 90<br>F FF 93<br>X FF 93<br>0-2<br>G5-3 ① | B SI 95<br>B SI 95<br>D SI 95<br>C SI 96<br>T SI 95<br>B SI 97<br>4-2<br>7<br>G4-6-3<br>1-2<br>BB | | 3 | 0 | 0 | 0 | 1 | 2 | 2 |
| Inning Stats | R: 0<br>E: 0<br>K: 1<br>S: 11<br>H: 1<br>LOB: 1<br>BB: 0<br>P: 18 | R: 1<br>E: 0<br>K: 1<br>S: 12<br>H: 2<br>LOB: 1<br>BB: 0<br>P: 24 | R: 3<br>E: 0<br>K: 0<br>S: 8<br>H: 4<br>LOB: 0<br>BB: 0<br>P: 14 | R: 0<br>E: 0<br>K: 1<br>S: 11<br>H: 0<br>LOB: 1<br>BB: 1<br>P: 20 | R: 0<br>E: 0<br>K: 1<br>S: 8<br>H: 0<br>LOB: 0<br>BB: 0<br>P: 11 | R: 0<br>E: 0<br>K: 0<br>S: 10<br>H: 0<br>LOB: 1<br>BB: 1<br>P: 21 | R: 3<br>E: 0<br>K: 1<br>S: 21<br>H: 3<br>LOB: 2<br>BB: 2<br>P: 35 | R: 0<br>E: 0<br>K: 1<br>S: 9<br>H: 1<br>LOB: 1<br>BB: 1<br>P: 14 | | 1B: 6<br>2B: 3<br>3B: 1<br>HR: 1<br>SF: 0<br>SAC: 0<br>DP: 2<br>HBP: 0 | | | | | | |

| | AB | 33 |
|---|---|---|
| | R | 7 |
| | H | 11 |
| | RBI | 6 |
| | BB | 5 |
| | SO | 6 |
| | LOB | 13 |

WP: 0 PB: 1 SB: 0 CS: 0 PA: 38

| PITCHER | | IP | WLS | BF | H | R | ER | SO | BB | IBB | HBP | BLK | WP | HR | S | P | ERA | WHIP |
|---|---|---|---|---|---|---|---|---|---|---|---|---|---|---|---|---|---|---|
| 23 Brandon Morrow, R<br>ERA: 7.2 | (1, 1) | 5.0 | L | 22 | 7 | 4 | 4 | 4 | 1 | 0 | 0 | 1 | 0 | 0 | 50 | 87 | 7.20 | 1.600 |
| 32 Esmil Rogers, R<br>ERA: 7.36 | (6, 1) | 1.2 | | 9 | 2 | 3 | 3 | 0 | 2 | 0 | 0 | 0 | 0 | 1 | 21 | 41 | 16.20 | 2.400 |
| 33 Jeremy Jeffress, R<br>ERA: 11.57 | (7, 1) | 1.1 | | 7 | 2 | 0 | 0 | 2 | 2 | 0 | 0 | 0 | 0 | 0 | 19 | 29 | 0.00 | 3.000 |

| PITCHER | IP | WLS | BF | H | R | ER | SO | BB | IBB | HBP | BLK | WP | HR | S | P | ERA | WHIP |
|---|---|---|---|---|---|---|---|---|---|---|---|---|---|---|---|---|---|

# Texas Rangers @ Tampa Bay Rays

Tropicana Field, St. Petersburg, FL

Fri Apr 04 2014, 7:15 PM - 10:24 PM EDT

Att. 14,304 - Dome - 72 F

TOP

livebaseballscorecards.com

| Batter | 1 | 2 | 3 | 4 | 5 | 6 | 7 | 8 | 9 | AB | R | H | RBI | BB | SO | LOB |
|---|---|---|---|---|---|---|---|---|---|---|---|---|---|---|---|---|
| 17 Shin-Soo Choo, L (1, 7)<br>OBP: 0.389, SLG: 0.214 | B FS 84<br>C FF 91<br>X FS 85<br>1-1 ① G3 | | C CU 70<br>B FF 90<br>C FF 90<br>B FF 91<br>F FF 92<br>X FS 86<br>2-2 ② G1-3 | | C FS 82<br>S FS 85<br>S FS 86<br>0-3 ③ K | | | B FF 88<br>X FF 89<br>1-0 ① FC9 | | 3 | 0 | 0 | 0 | 0 | 1 | 0 |
| 15 Michael Choice, R (6, 7)<br>OBP: 0.200, SLG: 0.200 | | | | | | | | | | 1 | 0 | 0 | 0 | 0 | 0 | 0 |
| 1 Elvis Andrus, R (1, 6)<br>OBP: 0.250, SLG: 0.313 | C FF 91<br>B FC 84<br>S FS 85<br>B FF 92<br>X FF 92<br>2-2 ② G4-3 | | C CU 70<br>B SL 83<br>B SL 81<br>B FF 92<br>X FF 91<br>3-1 ③ P4 | | | C FF 90<br>B FS 84<br>X FF 90<br>1-1 ① L4 | | X FF 92<br>0-0 84 1B 2B | | 4 | 1 | 1 | 0 | 0 | 0 | 0 |
| 84 Prince Fielder, L (1, 3)<br>OBP: 0.333, SLG: 0.313 | C FF 92<br>B FF 92<br>S FS 86<br>X FS 86<br>1-2 ③ L8 | | | C CU 68<br>X FF 90<br>0-1 18 1B 1B | | B CU 68<br>B CU 68<br>C FF 91<br>X FF 91<br>2-1 ② P2 | | B FS 79<br>S FF 89<br>S FS 79<br>X FS 79<br>1-2 2-H 1B | | 4 | 0 | 2 | 1 | 0 | 0 | 0 |
| 29 Adrián Beltré, R (1, 5)<br>OBP: 0.500, SLG: 0.500 | | C FS 83<br>B SL 82<br>B FF 90<br>C FF 90<br>B SL 82<br>F FF 90<br>B FS 85<br>4-2 16 BB BB | | C SL 80<br>B FF 90<br>X FF 91<br>1-1 ① L8 | | B FF 90<br>C FS 85<br>B FS 85<br>F FS 84<br>F FS 86<br>F FF 89<br>B FS 85<br>B FF 92<br>4-2 FC6-4 BB | | B SL 77<br>B SL 78<br>F FF 90<br>F FS 79<br>X SL 78<br>2-2 ② F9 | | 2 | 0 | 0 | 0 | 2 | 0 | 2 |
| Alex Rios, R (1, 9)<br>OBP: 0.438, SLG: 0.667<br>35 James Adduci, L (6, 9)<br>OBP: 0.667, SLG: 0.667 | | C FF 90<br>F FF 91<br>1 SAFE<br>D FC 85<br>1 SAFE<br>D FS 85<br>D FC 85<br>X FF 89<br>3-2 ① F8 | | C SL 82<br>X FS 83<br>0-1 18 1B 1-2 1B | | B FF 92<br>C FF 91<br>C FF 92<br>X FF 92<br>1-2 ③ FC6-4 1-2f | | F SI 91<br>X FS 80<br>0-1 ③ P6 | | 3 | 0 | 1 | 0 | 0 | 0 | 2 |
| | | | | | | | | | | 1 | 0 | 0 | 0 | 0 | 0 | 1 |
| 18 Mitch Moreland, L (1, 10)<br>OBP: 0.286, SLG: 0.500 | | X FF 90<br>0-0 ② P6 | | B FF 90<br>X FS 83<br>1-0 ② 1-3 2-H 1B | | | C FF 92<br>B SI 92<br>X SI 92<br>1-1 ① G3-1 | | C FF 95<br>C CU 77<br>F SI 97<br>B CU 77<br>F SI 96<br>B CU 78<br>C FF 98<br>2-3 ① K | 4 | 0 | 1 | 0 | 0 | 1 | 1 |
| 16 Donnie Murphy, R (1, 4)<br>OBP: 0.333, SLG: 0.143 | | B FF 90<br>B FS 84<br>B FF 89<br>B FF 90<br>4-0 1-2 BB | | C FF 91<br>B FF 91<br>C FF 91<br>F FF 93<br>B SL 83<br>S FS 86<br>2-3 ③ K | | | T FF 92<br>F SL 77<br>F SL 78<br>F FF 93<br>C SL 79<br>0-3 ② K | | B FF 95<br>C SI 96<br>B FF 96<br>B SI 96<br>X SI 96<br>3-1 ② F8 | 3 | 0 | 0 | 0 | 1 | 2 | 2 |
| 2 Leonys Martin, L (1, 8)<br>OBP: 0.471, SLG: 0.400 | | C FS 84<br>S FS 85<br>B FS 84<br>T FS 85<br>1-2 ③ K | | | C FF 89<br>B FF 88<br>X FS 84<br>1-1 ① G3-1 | | C SI 92<br>B FS 83<br>X SL 78<br>1-1 1B | | C FF 95<br>F FF 97<br>F SI 96<br>B CU 77<br>B FF 96<br>B SI 96<br>X FF 95<br>3-2 ③ F7 | 4 | 0 | 1 | 0 | 0 | 1 | 2 |
| 7 J.P. Arencibia, R (1, 2)<br>OBP: 0.182, SLG: 0.200 | | | B FS 83<br>C FS 84<br>B FF 90<br>F FS 84<br>S FF 90<br>2-3 ① K | | F SL 80<br>B SL 81<br>S SL 81<br>B SL 82<br>X FS 84<br>2-2 ② G5-3 | | B FF 92<br>X FF 92<br>1-0 ③ L9 | | | 3 | 0 | 0 | 0 | 0 | 1 | 1 |

| | AB | 32 |
|---|---|---|
| | R | 1 |
| | H | 6 |
| | RBI | 1 |
| | BB | 3 |
| | SO | 6 |
| | LOB | 11 |

| Inning Stats | | | | | | | | | | | | | | | | | | | | |
|---|---|---|---|---|---|---|---|---|---|---|---|---|---|---|---|---|---|---|---|---|
| | R: 0 | H: 0 | R: 0 | H: 0 | R: 0 | H: 0 | R: 0 | H: 3 | R: 0 | H: 0 | R: 0 | H: 0 | R: 0 | H: 1 | R: 1 | H: 2 | R: 0 | H: 0 | 1B: 5 | SF: 0 | WP: 0 | PA: 35 |
| | E: 0 | LOB: 0 | E: 0 | LOB: 2 | E: 0 | LOB: 0 | E: 0 | LOB: 2 | E: 0 | LOB: 0 | E: 0 | LOB: 1 | E: 0 | LOB: 1 | E: 0 | LOB: 1 | E: 0 | LOB: 0 | 2B: 1 | SAC: 0 | PB: 0 | |
| | K: 0 | BB: 0 | K: 1 | BB: 2 | K: 1 | BB: 0 | K: 1 | BB: 0 | K: 1 | BB: 0 | K: 0 | BB: 1 | K: 1 | BB: 0 | K: 0 | BB: 0 | K: 1 | BB: 0 | 3B: 0 | DP: 0 | SB: 0 | |
| | S: 8 | P: 12 | S: 10 | P: 22 | S: 9 | P: 16 | S: 11 | P: 15 | S: 8 | P: 11 | S: 11 | P: 19 | S: 10 | P: 13 | S: 10 | P: 14 | S: 11 | P: 19 | HR: 0 | HBP: 0 | CS: 0 | |

| PITCHER | | IP | WLS | BF | H | R | ER | SO | BB | IBB | HBP | BLK | WP | HR | S | P | ERA | WHIP |
|---|---|---|---|---|---|---|---|---|---|---|---|---|---|---|---|---|---|---|
| 23 Jake Odorizzi, R<br>ERA: | (1, 1) | 6.0 | W | 23 | 3 | 0 | 0 | 4 | 3 | 0 | 0 | 0 | 0 | 0 | 57 | 95 | 0.00 | 1.000 |
| 52 Josh Lueke, R<br>ERA: 4.5 | (7, 1) | 2.0 | | 9 | 3 | 1 | 1 | 1 | 0 | 0 | 0 | 0 | 0 | 0 | 20 | 27 | 4.50 | 1.500 |
| 57 Jake McGee, L<br>ERA: | (9, 1) | 1.0 | | 3 | 0 | 0 | 0 | 1 | 0 | 0 | 0 | 0 | 0 | 0 | 11 | 19 | 0.00 | 0.000 |

| PITCHER | IP | WLS | BF | H | R | ER | SO | BB | IBB | HBP | BLK | WP | HR | S | P | ERA | WHIP |
|---|---|---|---|---|---|---|---|---|---|---|---|---|---|---|---|---|---|

# Texas Rangers @ Tampa Bay Rays

Tropicana Field, St. Petersburg, FL

Fri Apr 04 2014, 7:15 PM - 10:24 PM EDT

Att. 14,304 - Dome - 72 F

BOTTOM

livebaseballscorecards.com

| Batter | 1 | 2 | 3 | 4 | 5 | 6 | 7 | 8 | 9 | AB | R | H | RBI | BB | SO | LOB |
|---|---|---|---|---|---|---|---|---|---|---|---|---|---|---|---|---|
| 8 Desmond Jennings, R (1, 8)<br>OBP: 0.409, SLG: 0.579 | F FF 90<br>F CH 80<br>S SL 81<br>0-3<br>K<br>C CH 81<br>C SL 83<br>D CU 76<br>B SL 82<br>B CH 81<br>F FF 90<br>F SL 82<br>F CH 81<br>X FF 90<br>3-2<br>F9 | | | C FF 90<br>B SL 84<br>B SL 85<br>X FF 89<br>2-1<br>9<br>1B<br>2B | X CH 80<br>0-0<br>G6-4-3<br>1-2f | | X SI 96<br>0-0<br>F9 | | | 5 | 1 | 1 | 0 | 0 | 1 | 2 |
| 9 Wil Myers, R (1, 9)<br>OBP: 0.389, SLG: 0.438 | B FF 91<br>B SL 83<br>B FF 92<br>B FF 90<br>4-0<br>3<br>1B<br>18<br>BB<br>1<br>HBP<br>BB<br>1 SAFE<br>B FF 90<br>B CH 82<br>X FF 90<br>2-0<br>F8 | | | X CH 83<br>0-0<br>3<br>1B<br>2-H<br>1B | B SL 82<br>B CH 80<br>B FF 88<br>C FF 88<br>B CH 81<br>4-1<br>18<br>BB<br>BB | | C SI 96<br>B CH 89<br>B SI 95<br>X SI 94<br>2-1<br>G6-3 | | | 3 | 1 | 1 | 1 | 2 | 0 | 1 |
| 18 Ben Zobrist, S (1, 4)<br>OBP: 0.409, SLG: 0.235 | C FF 90<br>B SL 82<br>B SL 84<br>1 SAFE<br>B FF 90<br>B FF 90<br>4-1<br>1<br>HBP<br>3<br>1B<br>1-2<br>BB | | X FF 90<br>0-0<br>E6<br>3<br>BB<br>1<br>HR | B FF 89<br>B CH 80<br>X FF 90<br>2-0<br>F8 | D SI 89<br>B CH 80<br>F FF 88<br>B SL 82<br>B FF 88<br>4-1<br>1-2<br>BB | | B SI 96<br>B CH 88<br>C SI 95<br>X SI 96<br>2-1<br>3<br>BB<br>1B | | | 3 | 1 | 1 | 0 | 2 | 0 | 1 |
| 3 Evan Longoria, R (1, 5)<br>OBP: 0.545, SLG: 0.667 | B CH 83<br>2 SAFE<br>X FF 90<br>1-0<br>1<br>HBP<br>1-2<br>2-3<br>1B | | C SL 82<br>B FF 89<br>B FF 90<br>B SL 82<br>B FF 90<br>4-1<br>1<br>HR<br>1-2<br>BB | C CH 81<br>F SL 85<br>D CU 76<br>X CH 80<br>1-2<br>2-3<br>1B | C SL 83<br>B SL 83<br>D CH 81<br>C FF 90<br>B FF 91<br>X FF 89<br>3-2<br>F7 | | B SI 96<br>B SI 95<br>C SI 96<br>B SI 95<br>B SI 96<br>4-1<br>1-2<br>BB | | | 3 | 1 | 2 | 0 | 2 | 0 | 2 |
| 11 Logan Forsythe, R (1, 10)<br>OBP: 0.188, SLG: 0.200 | B FF 91<br>B CH 83<br>F FF 91<br>S FF 91<br>C FF 92<br>2-3<br>K | | B CH 82<br>C FF 89<br>X CH 81<br>1-1<br>F7 | 1 SAFE<br>C FF 90<br>C FF 91<br>X SL 84<br>0-2<br>G4-3 | | B FF 88<br>F FF 88<br>X FF 89<br>1-1<br>F9 | C SI 95<br>B SI 94<br>S SL 85<br>B SL 86<br>F SI 96<br>S SL 84<br>2-3<br>K | | | 5 | 0 | 0 | 0 | 0 | 2 | 9 |
| 1 Sean Rodríguez, R (1, 3)<br>OBP: 0.375, SLG: 0.857 | B CU 74<br>C CH 83<br>B CH 82<br>S FF 92<br>H SL 84<br>3-2<br>1-2<br>2-3<br>3-H<br>HBP | | B FF 89<br>B SL 82<br>C FF 90<br>X FF 90<br>2-1<br>1-H<br>2-H<br>HR | | F FF 89<br>C SL 82<br>F FF 90<br>X SL 83<br>0-2<br>24<br>HR<br>2B | F CH 80<br>X CH 80<br>0-1<br>E5<br>24<br>1B | | F FF 92<br>F CH 84<br>B FC 94<br>B SL 82<br>F SL 81<br>F SL 82<br>S SL 83<br>2-3<br>K2-3 | | 4 | 2 | 2 | 4 | 0 | 1 | 0 |
| 5 Brandon Guyer, R (1, 7) | C FF 92<br>X FF 92<br>0-1<br>P3 | | B FF 91<br>F FF 91<br>B SL 85<br>F FF 91<br>B CU 76<br>F SI 91<br>X FF 91<br>3-2<br>P3 | | B SI 90<br>M SI 88<br>F SI 90<br>F CH 80<br>F CH 80<br>F SL 84<br>D SL 83<br>X CH 78<br>2-2<br>E5<br>24<br>HR | B CH 78<br>X FF 88<br>1-0<br>P3 | | F FF 92<br>B FF 93<br>X SL 80<br>1-1<br>G6-3 | | 5 | 1 | 0 | 0 | 0 | 0 | 5 |
| 24 Ryan Hanigan, R (1, 2)<br>OBP: 0.462, SLG: 0.636 | | B FF 89<br>C FF 89<br>B FF 90<br>F FF 90<br>C FF 90<br>2-3<br>K | F FF 90<br>B CH 82<br>F FF 91<br>F SL 83<br>S SL 83<br>1-3<br>K | | X SI 90<br>0-0<br>1-H<br>2-H<br>HR | B FF 90<br>C FF 88<br>X CH 80<br>1-1<br>1-2<br>1B | | C FF 93<br>B CH 85<br>X FF 93<br>1-1<br>F9 | | 5 | 1 | 2 | 3 | 0 | 2 | 0 |
| 11 Yunel Escobar, R (1, 6)<br>OBP: 0.316, SLG: 0.235 | | C CU 72<br>B CH 82<br>B FF 90<br>F FF 90<br>X CH 81<br>2-2<br>1B | | B FF 88<br>B FF 88<br>C FF 88<br>X FF 90<br>2-1<br>G4-3 | S SL 83<br>B FF 92<br>X SL 82<br>1-1<br>8<br>G6-4-3<br>1B | C FF 89<br>C SL 81<br>X CH 80<br>0-2<br>F8 | | | | 4 | 0 | 2 | 0 | 0 | 0 | 2 |
| Inning Stats | R: 1<br>E: 0<br>K: 2<br>S: 12<br>H: 1<br>LOB: 3<br>BB: 2<br>P: 26 | R: 0<br>E: 0<br>K: 1<br>S: 13<br>H: 1<br>LOB: 1<br>BB: 0<br>P: 22 | R: 3<br>E: 1<br>K: 1<br>S: 14<br>H: 1<br>LOB: 0<br>BB: 1<br>P: 25 | R: 1<br>E: 0<br>K: 0<br>S: 12<br>H: 3<br>LOB: 2<br>BB: 0<br>P: 19 | R: 3<br>E: 1<br>K: 0<br>S: 19<br>H: 3<br>LOB: 2<br>BB: 2<br>P: 33 | R: 0<br>E: 1<br>K: 0<br>S: 10<br>H: 1<br>LOB: 2<br>BB: 0<br>P: 13 | R: 0<br>E: 0<br>K: 1<br>S: 10<br>H: 1<br>LOB: 2<br>BB: 1<br>P: 20 | R: 0<br>E: 0<br>K: 1<br>S: 9<br>H: 0<br>LOB: 0<br>BB: 0<br>P: 13 | | 1B: 7<br>2B: 2<br>3B: 0<br>HR: 2<br>SF: 0<br>SAC: 0<br>DP: 1<br>HBP: 1 | | | WP: 0<br>PB: 0<br>SB: 0<br>CS: 0<br>PA: 44 | | |

| | AB | 37 |
|---|---|---|
| | R | 8 |
| | H | 11 |
| | RBI | 8 |
| | BB | 6 |
| | SO | 6 |
| | LOB | 22 |

| PITCHER | | IP | WLS | BF | H | R | ER | SO | BB | IBB | HBP | BLK | WP | HR | S | P | ERA | WHIP |
|---|---|---|---|---|---|---|---|---|---|---|---|---|---|---|---|---|---|---|
| 47 Joe Saunders, L<br>ERA: 9.82 | (1, 1) | 3.2 | L | 22 | 6 | 5 | 4 | 4 | 3 | 0 | 1 | 0 | 0 | 1 | 48 | 89 | 9.82 | 2.455 |
| 39 Daniel McCutchen, R<br>ERA: 7.71 | (4, 1) | 2.1 | | 14 | 4 | 3 | 2 | 0 | 2 | 0 | 0 | 0 | 0 | 1 | 32 | 49 | 7.71 | 2.571 |
| 32 Pedro Figueroa, L<br>ERA: 10.8 | (7, 1) | 1.0 | | 5 | 1 | 0 | 0 | 1 | 1 | 0 | 0 | 0 | 0 | 0 | 10 | 20 | 0.00 | 2.000 |
| 41 Alexi Ogando, R<br>ERA: 7.71 | (8, 1) | 1.0 | | 3 | 0 | 0 | 0 | 1 | 0 | 0 | 0 | 0 | 0 | 0 | 9 | 13 | 0.00 | 0.000 |

| PITCHER | IP | WLS | BF | H | R | ER | SO | BB | IBB | HBP | BLK | WP | HR | S | P | ERA | WHIP |
|---|---|---|---|---|---|---|---|---|---|---|---|---|---|---|---|---|---|

| Batter | 1 | 2 | 3 | 4 | 5 | 6 | 7 | 8 | 9 | AB | R | H | RBI | BB | SO | LOB |
|---|---|---|---|---|---|---|---|---|---|---|---|---|---|---|---|---|
| 17 Shin-Soo Choo, L (1, 7)<br>OBP: 0.391, SLG: 0.278 | C SI 90<br>B SI 92<br>C SI 93<br>B SI 93<br>B FC 86<br>X FC 85<br>3-2<br>84 F8<br>1 1B<br>2B<br>1B | B SI 92<br>B SI 92<br>1 SAFE<br>F SI 91<br>B SI 92<br>X SI 93<br>3-1<br>1 1B<br>1-2<br>1B | | F SI 92<br>F SI 92<br>B SI 93<br>F SI 93<br>B SI 94<br>D FC 88<br>X SI 93<br>3-2 ②<br>SF8<br>3-H | | F FC 86<br>B SI 91<br>F SI 91<br>C SI 92<br>1-3 ③<br>K | | | B SL 86<br>B SL 83<br>C SL 85<br>X SL 85<br>2-1 ③<br>G4-3 | 4 | 1 | 2 | 1 | 0 | 1 | 1 |
| 1 Elvis Andrus, R (1, 6)<br>OBP: 0.350, SLG: 0.400 | S SI 92<br>F FC 86<br>1 SAFE<br>B SI 92<br>1 SAFE<br>X FC 87<br>1-2<br>S<br>2B<br>1-2<br>1B | X CH 85<br>0-0<br>1-2<br>2-H<br>1B | | X SI 92<br>0-0<br>84 FC6<br>1-3<br>1B | | | C SI 96<br>B SI 96<br>B SI 95<br>X SI 95<br>2-1 ①<br>P4 | | | 4 | 1 | 3 | 1 | 0 | 0 | 0 |
| 84 Prince Fielder, L (1, 3)<br>OBP: 0.273, SLG: 0.250 | B SI 92<br>F SI 92<br>X SI 92<br>1-1 ①<br>F8<br>2-3 | X SI 92<br>0-0 ③<br>G4-3 | | B SI 92<br>B KC 79<br>C SI 92<br>X SI 92<br>2-1 ③<br>FC6<br>1-2f | | | C SI 96<br>X SI 96<br>0-1 ②<br>G1-3 | | | 4 | 0 | 0 | 0 | 0 | 0 | 6 |
| 29 Adrián Beltré, R (1, 5)<br>OBP: 0.409, SLG: 0.389 | C SI 92<br>B CH 84<br>F FC 86<br>1 SAFE<br>1 SAFE<br>S CH 84<br>1-3 ②<br>K | | S CH 88<br>B CH 82<br>B SI 89<br>F CH 89<br>C SI 91<br>2-3 ①<br>K | | C CH 82<br>X KC 76<br>0-1 ①<br>G3 | | B SI 97<br>B SI 96<br>C SI 95<br>B SI 97<br>X SI 94<br>3-1 ③<br>G6-3 | | | 4 | 0 | 0 | 0 | 0 | 2 | 2 |
| Alex Rios, R (1, 10)<br>OBP: 0.400, SLG: 0.632 | 1 SAFE<br>S SI 91<br>B SI 93<br>F CH 85<br>B SI 93<br>X FC 88<br>2-2<br>1-H<br>3-H<br>2B | | C CH 83<br>B CH 84<br>F FC 85<br>X KC 79<br>1-2 ②<br>F8 | | F SI 89<br>X FF 90<br>0-1 ②<br>G4-3 | | | C FC 86<br>B FC 88<br>X FC 87<br>1-1 ①<br>F8 | | 4 | 0 | 1 | 2 | 0 | 0 | 0 |
| 15 Michael Choice, R (1, 9)<br>OBP: 0.111, SLG: 0.111 | B CH 85<br>C CH 84<br>F SI 93<br>F KC 80<br>S FC 88<br>1-3 ③<br>FC | | X SI 92<br>0-0 ③<br>FC8 | | C CH 84<br>S KC 78<br>B KC 78<br>X FC 84<br>1-2 ③<br>FC4-3 | | | C FC 86<br>C FC 88<br>B FC 87<br>X FC 87<br>1-2 ②<br>FC5-3 | | 4 | 0 | 0 | 0 | 0 | 0 | 1 |
| 61 Robinson Chirinos, R (1, 2) | | X SI 89<br>0-0 ①<br>G6-3 | | B CH 87<br>F CH 82<br>F SI 90<br>H SI 90<br>2-2<br>12 1B<br>2 SH1-3<br>17 SF8<br>HBP | | B CH 88<br>B CH 82<br>B SI 89<br>C SI 89<br>F SI 90<br>S SI 91<br>3-3 ①<br>K | | X FC 86<br>0-0 ③<br>F8 | | 3 | 1 | 0 | 0 | 0 | 1 | 0 |
| 2 Leonys Martin, L (1, 8)<br>OBP: 0.400, SLG: 0.333 | | B KC 75<br>B KC 77<br>C SI 90<br>C SI 91<br>B KC 79<br>C SI 92<br>3-3 ②<br>K | | C SI 91<br>B SI 91<br>X SI 91<br>1-1 ①<br>SH1-3<br>1-2 | | C SI 91<br>C FC 86<br>X SI 92<br>0-2 ②<br>G6-3 | | | C FF 91<br>B SL 86<br>B FF 92<br>S FF 92<br>B FC 91<br>X FF 92<br>3-2 ①<br>F8 | 3 | 0 | 0 | 0 | 0 | 1 | 0 |
| 12 Josh Wilson, R (1, 4)<br>OBP: 0.625, SLG: 0.750<br>18 Mitch Moreland, L (9, PH)<br>OBP: 0.267, SLG: 0.467 | | S CH 85<br>C KC 78<br>F KC 79<br>B SI 91<br>F SI 93<br>X CH 86<br>1-2<br>17 1B<br>1 1B<br>1B | | X SI 91<br>0-0<br>1 1B<br>2-3<br>1B | | X CH 84<br>0-0<br>1B | | | B FF 91<br>B FF 92<br>X FF 92<br>2-0 ②<br>P2 | 3<br>1 | 1<br>0 | 3<br>0 | 0<br>0 | 0<br>0 | 0<br>0 | 0<br>0 |

| Inning Stats | 1 | 2 | 3 | 4 | 5 | 6 | 7 | 8 | 9 | 1B: 8 SF: 1<br>2B: 1 SAC: 1<br>3B: 0 DP: 0<br>HR: 0 HBP: 1 | WP: 0 PA: 37<br>PB: 0<br>SB: 1<br>CS: 0 |
|---|---|---|---|---|---|---|---|---|---|---|---|
| | R: 2<br>E: 0<br>K: 1<br>S: 18<br>H: 3<br>LOB: 1<br>BB: 0<br>P: 27 | R: 1<br>E: 0<br>K: 1<br>S: 13<br>H: 3<br>LOB: 2<br>BB: 0<br>P: 20 | R: 0<br>E: 0<br>K: 1<br>S: 7<br>H: 0<br>LOB: 0<br>BB: 0<br>P: 10 | R: 1<br>E: 0<br>K: 0<br>S: 12<br>H: 2<br>LOB: 2<br>BB: 0<br>P: 20 | R: 0<br>E: 0<br>K: 0<br>S: 7<br>H: 0<br>LOB: 0<br>BB: 0<br>P: 8 | R: 0<br>E: 0<br>K: 2<br>S: 10<br>H: 1<br>LOB: 1<br>BB: 0<br>P: 14 | R: 0<br>E: 0<br>K: 0<br>S: 6<br>H: 0<br>LOB: 0<br>BB: 0<br>P: 11 | R: 0<br>E: 0<br>K: 0<br>S: 6<br>H: 0<br>LOB: 0<br>BB: 0<br>P: 8 | R: 0<br>E: 0<br>K: 0<br>S: 6<br>H: 0<br>LOB: 0<br>BB: 0<br>P: 13 | | |

| PITCHER | | IP | WLS | BF | H | R | ER | SO | BB | IBB | HBP | BLK | WP | HR | S | P | ERA | WHIP |
|---|---|---|---|---|---|---|---|---|---|---|---|---|---|---|---|---|---|---|
| 14 David Price, L<br>ERA: 4.05 | (1, 1) | 6.0 | | 28 | 9 | 4 | 4 | 6 | 0 | 0 | 1 | 0 | 0 | 0 | 67 | 99 | 6.00 | 1.500 |
| 57 Jake McGee, L<br>ERA: | (7, 1) | 1.0 | | 3 | 0 | 0 | 0 | 0 | 0 | 0 | 0 | 0 | 0 | 0 | 6 | 11 | 0.00 | 0.000 |
| 47 Brandon Gomes, R<br>ERA: | (8, 1) | 1.0 | W | 3 | 0 | 0 | 0 | 0 | 0 | 0 | 0 | 0 | 0 | 0 | 6 | 8 | 0.00 | 0.000 |
| 50 Grant Balfour, R<br>ERA: | (9, 1) | 1.0 | S | 3 | 0 | 0 | 0 | 0 | 0 | 0 | 0 | 0 | 0 | 0 | 6 | 13 | 0.00 | 0.000 |

| PITCHER | IP | WLS | BF | H | R | ER | SO | BB | IBB | HBP | BLK | WP | HR | S | P | ERA | WHIP |
|---|---|---|---|---|---|---|---|---|---|---|---|---|---|---|---|---|---|

# TOP

## Texas Rangers @ Tampa Bay Rays

Tropicana Field, St. Petersburg, FL

Sat Apr 05 2014, 7:16 PM - 10:03 PM EDT

Att. 30,364 - Dome - 72 F

livebaseballscorecards.com

| | |
|---|---|
| AB | 34 |
| R | 4 |
| H | 9 |
| RBI | 4 |
| BB | 0 |
| SO | 5 |
| LOB | 10 |

# Texas Rangers @ Tampa Bay Rays

Tropicana Field, St. Petersburg, FL

Sat Apr 05 2014, 7:16 PM - 10:03 PM EDT

Att. 30,364 - Dome - 72 F

livebaseballscorecards.com

## BOTTOM

| Batter | 1 | 2 | 3 | 4 | 5 | 6 | 7 | 8 | 9 | AB | R | H | RBI | BB | SO | LOB |
|---|---|---|---|---|---|---|---|---|---|---|---|---|---|---|---|---|
| 7 David DeJesus, L (1, 10)<br>OBP: 0.357, SLG: 0.455 | B FF 91<br>C FF 91<br>F FF 92<br>X CU 78<br>1-2<br>G6-3 ① | | B FF 91<br>B CH 82<br>B FF 90<br>B FF 90<br>4-0<br>9<br>G4-6-3<br>BB | | B FF 89<br>B FF 90<br>X FF 90<br>2-0<br>F8 ② | | C SL 81<br>F FF 92<br>B FF 91<br>B FF 92<br>X CH 85<br>2-2<br>G6-3 ③ | | | 3 | 0 | 0 | 0 | 1 | 0 | 1 |
| 9 Wil Myers, R (1, 9)<br>OBP: 0.364, SLG: 0.368 | F FF 91<br>X FF 91<br>0-1<br>G5-3 ② | | B CH 81<br>B CH 80<br>C FF 90<br>X FF 90<br>2-1<br>G4-6-3 ① ②<br>1-2f | | C CU 75<br>S SL 83<br>B SL 83<br>B FF 89<br>X CU 75<br>2-2<br>P3 ③ | | | C SI 92<br>B FF 90<br>C CH 84<br>F SI 89<br>F SL 85<br>B FF 89<br>B SL 87<br>B SI 93<br>4-2<br>18<br>SH1-3<br>21<br>2B<br>BB | | 3 | 1 | 0 | 0 | 1 | 0 | 1 |
| 18 Ben Zobrist, S (1, 4)<br>OBP: 0.360, SLG: 0.200 | B FF 91<br>B FF 92<br>C FF 90<br>B FF 92<br>X FF 91<br>3-1<br>F8 ③ | | C FF 90<br>C CU 75<br>S CU 77<br>0-3<br>K ③ | | | B FF 89<br>C CU 74<br>F SI 89<br>B CU 77<br>X FF 91<br>2-2<br>G4-3 ① | | 1 SAFE<br>X FF 88<br>0-0<br>SH1-3 ①<br>1-2 | | 3 | 0 | 0 | 0 | 0 | 1 | 0 |
| 3 Evan Longoria, R (1, 5)<br>OBP: 0.500, SLG: 0.571 | | C FF 89<br>B FF 91<br>B SL 84<br>X FF 91<br>2-1<br>G1-4-3 ① | | X FF 89<br>0-0<br>G5-3 ① | | C CU 74<br>C FF 90<br>B FF 91<br>S SL 84<br>1-3<br>K2-3 ② | | B FF 89<br>I IN 65<br>I IN 68<br>I IN 68<br>4-0<br>21<br>2B<br>IBB | | 3 | 1 | 0 | 0 | 1 | 1 | 0 |
| 21 James Loney, L (1, 3)<br>OBP: 0.400, SLG: 0.400 | | X FF 90<br>0-0<br>8<br>1B<br>2B | | B FF 90<br>B CH 81<br>B FF 90<br>C FF 89<br>F FF 90<br>B CH 81<br>4-2<br>20<br>HR<br>BB | | B FF 89<br>B CU 76<br>B FF 90<br>B FF 90<br>4-0<br>8<br>FC5-4<br>BB | | B SL 88<br>F SI 90<br>F SL 85<br>D SL 88<br>X SI 93<br>2-2<br>1-H<br>2-H<br>2B | | 2 | 1 | 2 | 2 | 2 | 0 | 0 |
| 8 Desmond Jennings, R (1, 8)<br>OBP: 0.385, SLG: 0.522 | | B SL 83<br>F FF 90<br>X FF 90<br>1-1<br>2-3<br>1B | | X FF 90<br>0-0<br>P4 ② | | C SL 81<br>B SL 81<br>D FF 90<br>S FF 89<br>F SL 82<br>X CU 74<br>2-2<br>FC5-4 ③<br>1-2f | | B SI 92<br>B SI 93<br>X SL 87<br>2-0<br>P2 ② | | 4 | 0 | 1 | 0 | 0 | 0 | 3 |
| 20 Matt Joyce, L (1, 7)<br>OBP: 0.611, SLG: 0.923 | | 1 SAFE<br>B CU 75<br>B CH 81<br>C CH 82<br>C FF 91<br>X CH 83<br>2-2<br>P5 ② | | B CU 75<br>C CH 80<br>B FF 90<br>X CH 82<br>2-1<br>1-H<br>HR | | | X FF 90<br>0-0<br>11<br>1B<br>1B | C SL 88<br>X SL 84<br>0-1<br>FC9 ③ | | 4 | 1 | 2 | 2 | 0 | 0 | 3 |
| 28 José Molina, R (1, 2)<br>11 Logan Forsythe, R (7, PH)<br>OBP: 0.235, SLG: 0.250<br>24 Ryan Hanigan, R (8, 2)<br>OBP: 0.462, SLG: 0.636 | | S SL 83<br>1 SAFE<br>1 SAFE<br>D SL 83<br>S SL 84<br>S SL 84<br>1-3<br>K ③ | | F FF 90<br>F SL 83<br>X SL 83<br>0-2<br>G5-3 ③ | | | 1 SAFE<br>1 SAFE<br>B FF 91<br>X FF 91<br>1-0<br>1-3<br>1B ① | | | 2<br>1<br>0 | 0<br>0<br>0 | 0<br>1<br>0 | 0<br>0<br>0 | 0<br>0<br>0 | 1<br>0<br>0 | 2<br>0<br>0 |
| 11 Yunel Escobar, R (1, 6)<br>OBP: 0.318, SLG: 0.400 | | | C CU 75<br>B SL 83<br>X FF 91<br>1-1<br>HR | | X FF 90<br>0-0<br>G5-3 ① | | B SL 84<br>B SL 82<br>F SL 82<br>C FF 91<br>B FF 92<br>F SL 83<br>X FF 91<br>3-2<br>G6-3 ② | | | 3 | 1 | 1 | 1 | 0 | 0 | 1 |
| Inning Stats | R: 0<br>E: 0<br>K: 0<br>S: 7<br>H: 0<br>LOB: 0<br>BB: 0<br>P: 11 | R: 0<br>E: 0<br>K: 1<br>S: 11<br>H: 2<br>LOB: 2<br>BB: 0<br>P: 17 | R: 1<br>E: 0<br>K: 1<br>S: 7<br>H: 1<br>LOB: 0<br>BB: 1<br>P: 14 | R: 2<br>E: 0<br>K: 0<br>S: 9<br>H: 1<br>LOB: 0<br>BB: 1<br>P: 15 | R: 0<br>E: 0<br>K: 0<br>S: 5<br>H: 0<br>LOB: 0<br>BB: 0<br>P: 9 | R: 0<br>E: 0<br>K: 1<br>S: 10<br>H: 0<br>LOB: 1<br>BB: 1<br>P: 19 | R: 0<br>E: 0<br>K: 0<br>S: 9<br>H: 2<br>LOB: 1<br>BB: 0<br>P: 15 | R: 2<br>E: 0<br>K: 0<br>S: 11<br>H: 1<br>LOB: 1<br>BB: 2<br>P: 23 | | 1B: 3<br>2B: 2<br>3B: 0<br>HR: 2<br>SF: 0<br>SAC: 1<br>DP: 1<br>HBP: 0 | | | | | | |

| | AB | 28 |
|---|---|---|
| | R | 5 |
| | H | 7 |
| | RBI | 5 |
| | BB | 5 |
| | SO | 3 |
| | LOB | 11 |

| PITCHER | | IP | WLS | BF | H | R | ER | SO | BB | IBB | HBP | BLK | WP | HR | S | P | ERA | WHIP |
|---|---|---|---|---|---|---|---|---|---|---|---|---|---|---|---|---|---|---|
| 22 Nick Martinez, R<br>ERA: 4.5 | (1, 1) | 6.0 | | 24 | 4 | 3 | 3 | 3 | 3 | 0 | 0 | 0 | 0 | 2 | 49 | 85 | 4.50 | 1.167 |
| 44 Jason Frasor, R<br>ERA: | (7, 1) | 1.0 | H | 4 | 2 | 0 | 0 | 0 | 0 | 0 | 0 | 0 | 0 | 0 | 9 | 15 | 0.00 | 2.000 |
| 56 Neal Cotts, L<br>ERA: 9.0 | (8, 1) | 1.0 | L | 6 | 1 | 2 | 2 | 0 | 1 | 1 | 0 | 0 | 0 | 0 | 11 | 23 | 18.00 | 2.000 |

| PITCHER | IP | WLS | BF | H | R | ER | SO | BB | IBB | HBP | BLK | WP | HR | S | P | ERA | WHIP |
|---|---|---|---|---|---|---|---|---|---|---|---|---|---|---|---|---|---|

WP: 0 PB: 0 SB: 0 CS: 0 PA: 34

| Batter | 1 | 2 | 3 | 4 | 5 | 6 | 7 | 8 | 9 | AB | R | H | RBI | BB | SO | LOB |
|---|---|---|---|---|---|---|---|---|---|---|---|---|---|---|---|---|
| 17 Shin-Soo Choo, L (1, 7)<br>OBP: 0.370, SLG: 0.273 | B FF 91<br>C FF 91<br>C CH 85<br>F CH 86<br>S CH 85<br>1-3<br>K ① | | B CH 86<br>S CH 85<br>X CH 85<br>1-1<br>L7 ③ | | | C KC 79<br>B CH 86<br>B CH 85<br>S CH 85<br>B SI 92<br>X CH 86<br>3-2<br>F8 ① | | B CU 78<br>B FF 89<br>F CU 76<br>S FS 81<br>B FF 90<br>F FS 79<br>X FF 89<br>3-2<br>1 HR 1B | | 4 | 1 | 1 | 0 | 0 | 1 | 1 |
| 1 Elvis Andrus, R (1, 6)<br>OBP: 0.333, SLG: 0.500 | B KC 79<br>S SI 92<br>B CH 86<br>F CH 85<br>C FF 92<br>2-3<br>K ② | | | C KC 79<br>S CH 85<br>B CH 85<br>S CH 85<br>1-3<br>K ① | | C FF 93<br>B FF 92<br>C FF 92<br>X FF 92<br>1-2<br>G3-1 ② | | B CU 76<br>S FS 81<br>B FS 80<br>B FF 88<br>F FF 89<br>X FF 90<br>3-2<br>1-H HR | | 4 | 1 | 1 | 2 | 0 | 2 | 0 |
| 84 Prince Fielder, L (1, 3)<br>OBP: 0.231, SLG: 0.208 | B CH 86<br>X FF 91<br>1-0<br>F7 ③ | | | B FF 91<br>C KC 80<br>S CH 86<br>X SI 91<br>1-2<br>F7 ② | | X FF 92<br>0-0<br>P6 ③ | | B CU 77<br>X CU 77<br>1-0<br>F9 ③ | | 4 | 0 | 0 | 0 | 0 | 0 | 0 |
| 29 Adrian Beltré, R (1, 5)<br>OBP: 0.385, SLG: 0.333 | | B KC 79<br>C CH 85<br>X FF 90<br>1-1<br>F9 ① | | B FF 92<br>C CH 86<br>B FF 92<br>T CH 87<br>F FF 93<br>F CH 86<br>F FF 92<br>B CH 86<br>B CH 86<br>4-2<br>FC5-4<br>BB | | | B KC 81<br>F FF 91<br>B CH 85<br>X CH 86<br>2-1<br>F9 ① | | B SI 92<br>F FF 91<br>B SL 76<br>C SL 77<br>X SL 79<br>2-2<br>E5<br>18 G6-3<br>16 1B 1B | 3 | 1 | 0 | 0 | 1 | 0 | 0 |
| Alex Rios, R (1, 9)<br>OBP: 0.375, SLG: 0.565 | | B CH 89<br>B KC 78<br>X FF 91<br>2-0<br>P4 ② | | C FF 91<br>X FF 91<br>0-1<br>FC5-4<br>1-2f ③ | | | B KC 80<br>F FF 91<br>C FF 92<br>S CH 86<br>1-3<br>K ② | | C FF 92<br>B FF 92<br>X SI 92<br>1-1<br>18 G6-3<br>1-2 1B | 4 | 0 | 1 | 0 | 0 | 1 | 1 |
| 18 Mitch Moreland, L (1, 10)<br>OBP: 0.263, SLG: 0.421 | | C KC 78<br>S CH 87<br>B FF 92<br>F CH 87<br>B KC 81<br>S CH 86<br>2-3<br>K ③ | | | B KC 78<br>F CH 85<br>F CH 84<br>B FF 92<br>X CH 87<br>2-2<br>G4-3 ① | | B KC 79<br>S KC 79<br>F FF 92<br>X FF 91<br>1-2<br>1B | | F FS 81<br>S FS 80<br>F FS 80<br>F FS 82<br>X FF 91<br>0-2<br>G6-3 ①②<br>1-2f<br>2-3 | 4 | 0 | 1 | 0 | 0 | 1 | 2 |
| 16 Donnie Murphy, R (1, 4)<br>OBP: 0.385, SLG: 0.273 | | | C KC 78<br>F SI 92<br>B CH 85<br>B CH 86<br>X FF 91<br>2-2<br>G5-3 ① | | B FF 92<br>X FF 92<br>1-0<br>2 G3 1B | C FF 92<br>F CH 86<br>X CH 87<br>0-2<br>F7 ③ | | | C SL 77<br>B SL 78<br>F FF 92<br>F SL 78<br>B SL 78<br>X SL 78<br>2-2<br>1B<br>3-H | 4 | 0 | 2 | 1 | 0 | 0 | 1 |
| 2 Leonys Martin, L (1, 8)<br>OBP: 0.333, SLG: 0.273 | | | M KC 78<br>B CH 85<br>F KC 79<br>F FF 92<br>F SI 91<br>S CH 86<br>1-3<br>K ② | | D KC 79<br>X CH 86<br>1-0<br>G3 ②<br>1-2 | | | C CU 77<br>B FS 81<br>X FF 89<br>1-1<br>G4-3 ①<br>1 SAFE<br>X FF 89 | 0-0<br>G4-3 ③ | 4 | 0 | 0 | 0 | 0 | 1 | 2 |
| 7 J.P. Arencibia, R (1, 2)<br>OBP: 0.214, SLG: 0.231 | | | F FF 92<br>X KC 81<br>0-1<br>1B | | S CH 85<br>B FF 91<br>X CH 86<br>1-1<br>G5-3 ③ | | | B FF 89<br>C FF 89<br>B CU 78<br>S FF 90<br>S FF 90<br>2-3<br>K ② | | 3 | 0 | 1 | 0 | 0 | 1 | 1 |
| Inning Stats | R: 0<br>E: 0<br>K: 2<br>S: 8<br>H: 0<br>LOB: 0<br>BB: 0<br>P: 12 | R: 0<br>E: 0<br>K: 1<br>S: 7<br>H: 0<br>LOB: 0<br>BB: 0<br>P: 12 | R: 0<br>E: 0<br>K: 1<br>S: 12<br>H: 1<br>LOB: 1<br>BB: 0<br>P: 16 | R: 0<br>E: 0<br>K: 1<br>S: 13<br>H: 0<br>LOB: 1<br>BB: 1<br>P: 19 | R: 0<br>E: 0<br>K: 0<br>S: 7<br>H: 1<br>LOB: 1<br>BB: 0<br>P: 12 | R: 0<br>E: 0<br>K: 0<br>S: 7<br>H: 0<br>LOB: 0<br>BB: 0<br>P: 11 | R: 0<br>E: 0<br>K: 1<br>S: 11<br>H: 1<br>LOB: 1<br>BB: 0<br>P: 15 | R: 2<br>E: 0<br>K: 1<br>S: 13<br>H: 2<br>LOB: 0<br>BB: 0<br>P: 23 | R: 1<br>E: 1<br>K: 0<br>S: 15<br>H: 2<br>LOB: 1<br>BB: 0<br>P: 20 | 1B: 6<br>2B: 0<br>3B: 0<br>HR: 1<br>SF: 0<br>SAC: 0<br>DP: 1<br>HBP: 0 | | | | | | |

# TOP

## Texas Rangers @ Tampa Bay Rays

Tropicana Field, St. Petersburg, FL

Sun Apr 06 2014, 1:46 PM - 4:46 PM EDT

Att. 22,569 - Dome - 72 F

livebaseballscorecards.com

| | |
|---|---|
| AB | 34 |
| R | 3 |
| H | 7 |
| RBI | 3 |
| BB | 1 |
| SO | 7 |
| LOB | 8 |

WP: 0 PB: 0 SB: 0 CS: 0 PA: 35

| PITCHER | | IP | WLS | BF | H | R | ER | SO | BB | IBB | HBP | BLK | WP | HR | S | P | ERA | WHIP |
|---|---|---|---|---|---|---|---|---|---|---|---|---|---|---|---|---|---|---|
| 53 Alex Cobb, R<br>ERA: 3.0 | (1, 1) | 7.0 | | 25 | 3 | 0 | 0 | 6 | 1 | 0 | 0 | 0 | 0 | 0 | 65 | 97 | 0.00 | 0.571 |
| 62 Joel Peralta, R<br>ERA: 6.0 | (8, 1) | 1.0 | L | 5 | 2 | 2 | 2 | 1 | 0 | 0 | 0 | 0 | 0 | 1 | 13 | 23 | 18.00 | 2.000 |
| 52 Josh Lueke, R<br>ERA: 3.86 | (9, 1) | 0.2 | | 4 | 2 | 1 | 0 | 0 | 0 | 0 | 0 | 0 | 0 | 0 | 14 | 19 | 0.00 | 3.000 |
| 27 Cesár Ramos, L<br>ERA: | (9, 1) | 0.1 | | 1 | 0 | 0 | 0 | 0 | 0 | 0 | 0 | 0 | 0 | 0 | 1 | 1 | 0.00 | 0.000 |

| PITCHER | IP | WLS | BF | H | R | ER | SO | BB | IBB | HBP | BLK | WP | HR | S | P | ERA | WHIP |
|---|---|---|---|---|---|---|---|---|---|---|---|---|---|---|---|---|---|

# Texas Rangers @ Tampa Bay Rays

Tropicana Field, St. Petersburg, FL

Sun Apr 06 2014, 1:46 PM - 4:46 PM EDT

Att. 22,569 - Dome - 72 F

livebaseballscorecards.com

## BOTTOM

| Batter | 1 | 2 | 3 | 4 | 5 | 6 | 7 | 8 | 9 | AB | R | H | RBI | BB | SO | LOB |
|---|---|---|---|---|---|---|---|---|---|---|---|---|---|---|---|---|
| 7 David DeJesus, L (1, 10)<br>OBP: 0.368, SLG: 0.500 | C FF 89<br>F FF 92<br>C ST 77<br>0-3 ① K | | B FF 91<br>C SI 90<br>C ST 77<br>B FF 93<br>X ST 77<br>2-2 9 WP 1B | | X SI 91<br>0-0 1-3 2B | | F FC 84<br>X FF 92<br>0-1 ② G4-3 2-3 | | B FC 88<br>C FC 88<br>C FF 89<br>B CU 68<br>X CH 82<br>2-2 ③ P5 | 5 | 0 | 2 | 0 | 0 | 1 | 1 |
| 9 Wil Myers, R (1, 9)<br>OBP: 0.308, SLG: 0.304 | S FF 92<br>C ST 81<br>B ST 82<br>F FF 94<br>S FS 86<br>1-3 ② K | | C FF 93<br>1 SAFE<br>B ST 82<br>B ST 81<br>X FF 93<br>2-1 ② P3 1-2 | | B FF 93<br>C ST 79<br>C FF 92<br>F ST 81<br>X FF 91<br>1-2 ② P3 | | C FF 92<br>F FC 88<br>F FF 93<br>D ST 82<br>D ST 82<br>X FF 92<br>2-2 ③ G3-1 | | | 4 | 0 | 0 | 0 | 0 | 1 | 4 |
| 18 Ben Zobrist, S (1, 4)<br>OBP: 0.379, SLG: 0.250 | C CU 68<br>B FF 95<br>S FS 87<br>B ST 82<br>X SI 88<br>2-2 1B | | F FF 94<br>C FF 92<br>S FF 93<br>0-3 ③ K | | D FF 93<br>C ST 78<br>X ST 80<br>1-1 ③ F7 | | | C FF 92<br>X CH 87<br>0-1 8 BB 1B | | 4 | 0 | 2 | 0 | 0 | 1 | 3 |
| 3 Evan Longoria, R (1, 5)<br>OBP: 0.467, SLG: 0.560 | X FF 93<br>0-0 ③ P6 | | | B FF 90<br>C ST 77<br>C ST 79<br>B FF 93<br>X FF 93<br>2-2 ① F8 | | X FF 90<br>0-0 8 F8 2B | | C FF 92<br>X FF 94<br>0-1 ① F9 | | 4 | 0 | 1 | 0 | 0 | 0 | 2 |
| 21 James Loney, L (1, 3)<br>OBP: 0.375, SLG: 0.368 | | C FF 90<br>X FF 90<br>0-1 1B | | X SI 91<br>0-0 ② F7 | | B FF 89<br>C ST 78<br>X FF 90<br>1-1 ① L4 | | C FC 94<br>X FF 93<br>0-1 ② L6 | | 4 | 0 | 1 | 0 | 0 | 0 | 2 |
| 8 Desmond Jennings, R (1, 8)<br>OBP: 0.400, SLG: 0.500 | | L FF 92<br>C FF 93<br>T FF 93<br>0-2 ① K | C FF 93<br>X FF 93<br>0-1 1B | | | L ST 78<br>X ST 79<br>0-1 ② F8 2-3 | | B SL 84<br>B SL 82<br>B FF 93<br>B FF 94<br>4-0 1-2 BB | | 3 | 0 | 1 | 0 | 1 | 1 | 2 |
| 20 Matt Joyce, L (1, 7)<br>OBP: 0.500, SLG: 0.706 | | S SI 92<br>C FF 93<br>S ST 79<br>0-3 ② K | B SI 93<br>X ST 78<br>1-0 ③ G4-3 | | | C FF 91<br>B FC 91<br>X FF 91<br>1-1 ③ F7 | | F SL 86<br>S SI 91<br>B SI 91<br>B SI 91<br>D SL 85<br>S SL 84<br>3-3 ③ K | | 4 | 0 | 0 | 0 | 0 | 2 | 5 |
| 24 Ryan Hanigan, R (1, 2)<br>OBP: 0.471, SLG: 0.643 | | F FF 93<br>F FF 92<br>C ST 81<br>0-3 ③ K | | | B FF 88<br>C FF 90<br>B FF 91<br>B ST 76<br>B FF 89<br>4-1 7 2B BB | | C ST 74<br>F ST 77<br>B FF 91<br>F FF 91<br>B ST 81<br>X ST 77<br>2-2 7 G4-3 2B | | C FC 90<br>B FC 90<br>X FC 90<br>1-1 ① F9 | 3 | 0 | 1 | 0 | 1 | 1 | 1 |
| 11 Yunel Escobar, R (1, 6)<br>OBP: 0.269, SLG: 0.333 | | | B ST 76<br>X FF 90<br>1-0 ① P4 | | X ST 78<br>0-0 ① F8 | | D ST 75<br>X ST 77<br>1-0 ① P3 | | B FC 91<br>F FC 90<br>F FC 91<br>B FC 90<br>B SL 77<br>X FC 89<br>3-2 ② L6 | 4 | 0 | 0 | 0 | 0 | 0 | 2 |
| Inning Stats | R: 0 H: 1<br>E: 0 LOB: 1<br>K: 2 BB: 0<br>S: 11 P: 14 | R: 0 H: 1<br>E: 0 LOB: 1<br>K: 3 BB: 0<br>S: 11 P: 11 | R: 0 H: 1<br>E: 0 LOB: 1<br>K: 1 BB: 0<br>S: 9 P: 14 | R: 0 H: 1<br>E: 0 LOB: 1<br>K: 0 BB: 0<br>S: 7 P: 10 | R: 0 H: 1<br>E: 0 LOB: 2<br>K: 0 BB: 1<br>S: 9 P: 15 | R: 0 H: 1<br>E: 0 LOB: 1<br>K: 0 BB: 0<br>S: 7 P: 9 | R: 0 H: 1<br>E: 0 LOB: 1<br>K: 0 BB: 0<br>S: 11 P: 16 | R: 0 H: 1<br>E: 0 LOB: 2<br>K: 1 BB: 1<br>S: 9 P: 16 | R: 0 H: 0<br>E: 0 LOB: 0<br>K: 0 BB: 0<br>S: 8 P: 14 | 1B: 5<br>2B: 3<br>3B: 0<br>HR: 0 | SF: 0<br>SAC: 0<br>DP: 0<br>HBP: 0 | WP: 1<br>PB: 0<br>SB: 0<br>CS: 0 | PA: 37 | | | | |

| | AB | 35 |
|---|---|---|
| | R | 0 |
| | H | 8 |
| | RBI | 0 |
| | BB | 2 |
| | SO | 7 |
| | LOB | 22 |

| PITCHER | | IP | WLS | BF | H | R | ER | SO | BB | IBB | HBP | BLK | WP | HR | S | P | ERA | WHIP |
|---|---|---|---|---|---|---|---|---|---|---|---|---|---|---|---|---|---|---|
| 11 Yu Darvish, R<br>ERA: | (1, 1) | 7.0 | W | 29 | 7 | 0 | 0 | 6 | 1 | 0 | 0 | 0 | 1 | 0 | 65 | 89 | 0.00 | 1.143 |
| 41 Alexi Ogando, R<br>ERA: 6.0 | (8, 1) | 0.2 | H | 4 | 1 | 0 | 0 | 0 | 1 | 0 | 0 | 0 | 0 | 0 | 6 | 10 | 0.00 | 3.000 |
| 56 Neal Cotts, L<br>ERA: 7.71 | (8, 1) | 0.1 | H | 1 | 0 | 0 | 0 | 1 | 0 | 0 | 0 | 0 | 0 | 0 | 3 | 6 | 0.00 | 0.000 |
| 28 Joakim Soria, R<br>ERA: | (9, 1) | 1.0 | S | 3 | 0 | 0 | 0 | 0 | 0 | 0 | 0 | 0 | 0 | 0 | 8 | 14 | 0.00 | 0.000 |

| PITCHER | IP | WLS | BF | H | R | ER | SO | BB | IBB | HBP | BLK | WP | HR | S | P | ERA | WHIP |
|---|---|---|---|---|---|---|---|---|---|---|---|---|---|---|---|---|---|

# Tampa Bay Rays @ Kansas City Royals

Kauffman Stadium, Kansas City, MO

Mon Apr 07 2014, 7:15 PM - 10:11 PM CDT

Att. 12,087 - Partly Cloudy - 61 F

TOP

livebaseballscorecards.com

| Batter | 1 | 2 | 3 | 4 | 5 | 6 | 7 | 8 | 9 | AB | R | H | RBI | BB | SO | LOB |
|---|---|---|---|---|---|---|---|---|---|---|---|---|---|---|---|---|
| 8 Desmond Jennings, R (1, 8)<br>OBP: 0.382, SLG: 0.448 | B FC 85<br>C FF 86<br>B CH 81<br>S FF 87<br>S CH 82<br>2-3 ① K | | C FF 88<br>F FF 88<br>B FF 87<br>B CH 82<br>B CH 82<br>B FF 88<br>4-2 BB | | | X KC 75<br>0-0 ① F8 | | X CH 79<br>0-0 ② G5-3 | | 3 | 0 | 0 | 0 | 1 | 1 | 0 |
| 9 Wil Myers, R (1, 9)<br>OBP: 0.267, SLG: 0.259 | C FF 87<br>B FF 88<br>S CH 81<br>S CH 81<br>1-3 ② K | | C KC 76<br>B FF 88<br>1 SAFE<br>B CH 82<br>F CH 82<br>B FF 89<br>F CH 82<br>X FF 88<br>3-2 ③ G6-3 | | | F FF 86<br>C FF 87<br>B FF 86<br>X FF 87<br>1-2 ② L7 | | B FF 86<br>X CH 80<br>1-0 ③ G4-3 | | 4 | 0 | 0 | 0 | 0 | 1 | 1 |
| 18 Ben Zobrist, S (1, 4)<br>OBP: 0.394, SLG: 0.393 | B SI 86<br>C CH 82<br>F FF 88<br>X FF 89<br>1-2 ③ F9 | | | C KC 75<br>B FF 87<br>B CH 80<br>B CH 81<br>X FF 87<br>3-1 ① F8 | | B FF 86<br>B CH 81<br>X SI 87<br>2-0 3 1B 1B | | | B FF 84<br>X CH 79<br>1-0 HR | 4 | 1 | 2 | 1 | 0 | 0 | 0 |
| 3 Evan Longoria, R (1, 5)<br>OBP: 0.500, SLG: 0.621 | | X FF 85<br>0-0 11 F8 2B | | B FF 88<br>X CH 82<br>1-0 ② F8 | | B FF 88<br>C KC 76<br>B FF 87<br>D CH 81<br>C FF 88<br>X CH 81<br>3-2 1-3 1B | | | B FF 94<br>S FF 94<br>B SL 84<br>S FF 95<br>X SL 86<br>2-2 11 FC6-4 1B | 4 | 0 | 3 | 0 | 0 | 0 | 0 |
| 11 Logan Forsythe, R (1, 10)<br>OBP: 0.190, SLG: 0.200 | | C FF 88<br>F CH 81<br>F FF 88<br>F FF 87<br>D CH 82<br>X FF 88<br>1-2 ① F8<br>2-3 | | C FF 87<br>C KC 76<br>X FF 88<br>0-2 ③ P3 | | C KC 78<br>F CH 80<br>F CH 82<br>X CH 81<br>0-2 ③ G5-3 | | | B FF 94<br>B FF 94<br>X FF 94<br>2-0 ① FC6-4 21 G4-3 20 1B<br>1-2f | 4 | 1 | 0 | 0 | 0 | 0 | 4 |
| 21 James Loney, L (1, 3)<br>OBP: 0.321, SLG: 0.304 | | B KC 77<br>F CH 81<br>X SI 88<br>1-1 ② G3 | | | C KC 74<br>F SI 87<br>F FF 87<br>B KC 74<br>F SI 88<br>F SI 88<br>F CH 81<br>X SI 88<br>1-2 ① F7 | | B FF 85<br>C FF 85<br>X FF 86<br>1-1 ① F7 | | X FF 94<br>0-0 ② G4-3<br>1-2 | 4 | 0 | 0 | 0 | 0 | 0 | 2 |
| 1 Sean Rodríguez, R (1, 7)<br>OBP: 0.273, SLG: 0.600<br>20 Matt Joyce, L (9, PH)<br>OBP: 0.522, SLG: 0.722 | | B KC 77<br>S CH 83<br>D CH 83<br>X CH 81<br>2-1 ③ G1-3 | | | X KC 76<br>0-0 ② F7 | | F FF 86<br>B FF 87<br>F CH 80<br>X FF 87<br>1-2 ② G6-3 | | B FF 95<br>C FF 96<br>B FF 94<br>F FF 95<br>B FF 96<br>X FF 95<br>3-2 2-H 1B | 3<br>1 | 0<br>0 | 0<br>1 | 0<br>1 | 0<br>0 | 0<br>0 | 1<br>0 |
| 24 Ryan Hanigan, R (1, 2)<br>OBP: 0.400, SLG: 0.529<br>7 David DeJesus, L (9, PH)<br>OBP: 0.350, SLG: 0.471 | | | C FF 86<br>C KC 75<br>X CH 81<br>0-2 ① F8 | | C FF 88<br>B FF 88<br>C FF 88<br>X CH 82<br>1-2 E3 11 FC6-4 | | C KC 76<br>B CH 82<br>X FF 87<br>1-1 ③ L8 | | F FF 96<br>C SL 85<br>T SL 84<br>0-2 ③ K | 3<br>1 | 0<br>0 | 0<br>0 | 0<br>0 | 0<br>1 | 0<br>1 | 0<br>1 |
| 11 Yunel Escobar, R (1, 6)<br>OBP: 0.241, SLG: 0.296 | | | C KC 75<br>F CH 82<br>X FF 87<br>0-2 ② G6-3 | | F FF 87<br>B FF 87<br>D KC 77<br>B CH 80<br>X FF 87<br>3-1 ③ FC6-4<br>1-2f | | | F FF 84<br>B FF 84<br>X KC 73<br>1-1 ① L8 | | 3 | 0 | 0 | 0 | 0 | 0 | 1 |
| Inning Stats | R: 0<br>E: 0<br>K: 2<br>S: 9<br>H: 0<br>LOB: 0<br>BB: 0<br>P: 13 | R: 0<br>E: 0<br>K: 0<br>S: 10<br>H: 1<br>LOB: 1<br>BB: 0<br>P: 14 | R: 0<br>E: 0<br>K: 0<br>S: 12<br>H: 0<br>LOB: 1<br>BB: 1<br>P: 19 | R: 0<br>E: 0<br>K: 0<br>S: 6<br>H: 0<br>LOB: 0<br>BB: 0<br>P: 10 | R: 0<br>E: 1<br>K: 0<br>S: 13<br>H: 0<br>LOB: 1<br>BB: 0<br>P: 18 | R: 0<br>E: 0<br>K: 0<br>S: 12<br>H: 2<br>LOB: 2<br>BB: 0<br>P: 18 | R: 0<br>E: 0<br>K: 0<br>S: 7<br>H: 0<br>LOB: 0<br>BB: 0<br>P: 10 | R: 0<br>E: 0<br>K: 0<br>S: 4<br>H: 0<br>LOB: 0<br>BB: 0<br>P: 6 | R: 2<br>E: 0<br>K: 1<br>S: 12<br>H: 3<br>LOB: 1<br>BB: 0<br>P: 20 | 1B: 4<br>2B: 1<br>3B: 0<br>HR: 1<br>SF: 0<br>SAC: 0<br>DP: 0<br>HBP: 0 | | | | | | WP: 0<br>PB: 0<br>SB: 0<br>CS: 0<br>PA: 35 | |

| | AB | 34 |
|---|---|---|
| | R | 2 |
| | H | 6 |
| | RBI | 2 |
| | BB | 1 |
| | SO | 3 |
| | LOB | 10 |

| PITCHER | | IP | WLS | BF | H | R | ER | SO | BB | IBB | HBP | BLK | WP | HR | S | P | ERA | WHIP |
|---|---|---|---|---|---|---|---|---|---|---|---|---|---|---|---|---|---|---|
| 51 Jason Vargas, L<br>ERA: 1.2 | (1, 1) | 8.0 | W | 30 | 4 | 1 | 1 | 2 | 1 | 0 | 0 | 0 | 0 | 1 | 74 | 110 | 1.12 | 0.625 |
| 56 Greg Holland, R<br>ERA: 3.0 | (9, 1) | 1.0 | S | 5 | 2 | 1 | 1 | 1 | 0 | 0 | 0 | 0 | 0 | 0 | 11 | 18 | 9.00 | 2.000 |

| PITCHER | | IP | WLS | BF | H | R | ER | SO | BB | IBB | HBP | BLK | WP | HR | S | P | ERA | WHIP |
|---|---|---|---|---|---|---|---|---|---|---|---|---|---|---|---|---|---|---|

| Batter | 1 | 2 | 3 | 4 | 5 | 6 | 7 | 8 | 9 | AB | R | H | RBI | BB | SO | LOB |
|---|---|---|---|---|---|---|---|---|---|---|---|---|---|---|---|---|
| 23 Norichika Aoki, L (1, 9)<br>OBP: 0.391, SLG: 0.500 | B FF 92<br>C FF 91<br>F FF 91<br>B KC 80<br>F FF 93<br>B FF 92<br>X FF 91<br>3-2<br>35<br>1B<br>3B | | B FF 89<br>B FF 91<br>C FF 90<br>X FF 90<br>2-1<br>35<br>FC4-6<br>14<br>1B<br>1B | | C FF 91<br>B KC 78<br>C FF 91<br>B CH 85<br>C SL 82<br>2-3 ②<br>K | B SI 90<br>D CH 83<br>X SI 91<br>2-0 ③<br>G6-3<br>2-3 | | | | 4 | 1 | 2 | 0 | 0 | 1 | 1 |
| 14 Omar Infante, R (1, 4)<br>OBP: 0.423, SLG: 0.348<br>19 Danny Valencia, R (7, PR)<br>OBP: 0.250, SLG: 0.250 (8, 4) | B FF 91<br>X FF 91<br>1-0 ①<br>P4 | | B FF 88<br>X FF 90<br>1-0<br>35<br>FC4-6<br>1-2<br>1B | | C FF 90<br>B FF 89<br>B CH 85<br>C FF 90<br>B SL 84<br>B FF 90<br>4-2<br>BB | | C SI 90<br>B SI 92<br>B CH 84<br>C SI 91<br>H SI 89<br>3-2<br>35<br>G6-3<br>HBP | | | 2<br>0 | 0<br>0 | 1<br>0 | 0<br>0 | 1<br>0 | 0<br>0 | 1<br>0 |
| 35 Eric Hosmer, L (1, 3)<br>OBP: 0.360, SLG: 0.364 | B FF 92<br>C FF 92<br>F FF 93<br>F FF 88<br>X FF 91<br>1-2<br>16<br>G5-4-3<br>3-H<br>1B | | D KC 79<br>S FF 90<br>X CH 83<br>1-1 ①<br>FC4-6<br>1-2f<br>2-3 | | B SL 83<br>C SL 82<br>X SL 83<br>1-1 ③<br>F8 | | D SI 90<br>B CU 80<br>F SI 91<br>X SI 91<br>2-1 ①②<br>G6-3<br>1-2f | | | 4 | 0 | 1 | 1 | 0 | 0 | 4 |
| 16 Billy Butler, R (1, 10)<br>OBP: 0.320, SLG: 0.200 | C KC 79<br>X CH 83<br>0-1 ②③<br>G5-4-3<br>1-2f | | X FF 91<br>0-0 ②<br>L6 | | | C SL 82<br>B SL 83<br>C FF 91<br>B SL 83<br>X FF 90<br>2-2 ①<br>G5-3 | C CU 81<br>B SI 91<br>C SI 92<br>F CU 81<br>S CU 80<br>1-3 ③<br>K2-3 | | | 4 | 0 | 0 | 0 | 0 | 1 | 4 |
| 4 Alex Gordon, L (1, 7)<br>OBP: 0.280, SLG: 0.348 | | F FF 92<br>F CH 84<br>B KC 80<br>B KC 80<br>F FF 92<br>B KC 80<br>F FF 93<br>F FF 93<br>X FF 91<br>3-2 ①<br>G3 | C FF 92<br>S KC 80<br>X FF 91<br>0-2 ③<br>L7 | | | B SL 84<br>F SL 83<br>F SL 84<br>X CH 83<br>1-2<br>6<br>1B<br>13<br>1B<br>2<br>2B<br>1B | | C SI 89<br>B CH 82<br>B SI 90<br>X SI 89<br>2-1 ①<br>G3 | | 4 | 1 | 1 | 0 | 0 | 0 | 2 |
| 13 Salvador Perez, R (1, 2)<br>OBP: 0.583, SLG: 0.667 | | B KC 80<br>B CH 85<br>B FF 92<br>B FF 90<br>4-0<br>6<br>FC6-5<br>8<br>BB<br>BB | | T CH 83<br>B KC 80<br>B CH 85<br>B FF 92<br>X FF 94<br>3-1 ①<br>G4-3 | | C SI 90<br>X CU 82<br>0-1<br>6<br>1B<br>2<br>2B<br>1-2<br>1B | | C CU 80<br>B CU 80<br>B CU 82<br>B CU 80<br>B SI 91<br>4-1<br>6<br>FC5-4<br>BB | | 2 | 1 | 1 | 0 | 2 | 0 | 0 |
| 8 Mike Moustakas, L (1, 5) | | B FF 92<br>C FF 92<br>B KC 80<br>D FF 90<br>D FF 92<br>4-1<br>6<br>FC6-5<br>1-2<br>BB | | B FF 91<br>F FF 93<br>C CH 84<br>G KC 80<br>1-3 ②<br>K | | B CU 81<br>C SI 91<br>C SI 91<br>S SI 92<br>1-3 ②<br>K | | X SI 91<br>0-0 ②<br>F8 | | 3 | 0 | 0 | 0 | 1 | 2 | 3 |
| 6 Lorenzo Cain, R (1, 8)<br>OBP: 0.318, SLG: 0.318 | | D CH 82<br>B FF 90<br>C FF 91<br>F FF 90<br>B CH 84<br>X FF 92<br>3-2 ②<br>FC6-5<br>1-2<br>2-3f | | C KC 77<br>S FF 92<br>C CH 86<br>0-3 ③<br>K | | X SI 92<br>0-0<br>2<br>2B<br>1-2<br>2-3<br>1B | | C CU 80<br>B SI 92<br>F CU 80<br>X CU 79<br>1-2 ③<br>FC5-4<br>1-2f | | 4 | 1 | 1 | 0 | 0 | 1 | 3 |
| 2 Alcides Escobar, R (1, 6)<br>OBP: 0.143, SLG: 0.150 | | B FF 91<br>C FF 90<br>B CH 83<br>X FF 90<br>2-1 ③<br>G4-3 | | | L FF 89<br>S CH 83<br>B CH 86<br>B KC 80<br>X CH 84<br>2-2 ①<br>G3 | D SI 92<br>X SI 91<br>1-0<br>23<br>WP<br>1-H<br>2-H<br>3-H<br>2B | | | | 3 | 0 | 1 | 3 | 0 | 0 | 2 |
| Inning Stats | R: 1<br>E: 0<br>K: 0<br>S: 11<br>H: 2<br>LOB: 0<br>BB: 0<br>P: 16 | R: 0<br>E: 0<br>K: 0<br>S: 12<br>H: 0<br>LOB: 2<br>BB: 2<br>P: 28 | R: 0<br>E: 0<br>K: 0<br>S: 9<br>H: 2<br>LOB: 2<br>BB: 0<br>P: 13 | R: 0<br>E: 0<br>K: 2<br>S: 8<br>H: 0<br>LOB: 0<br>BB: 0<br>P: 12 | R: 0<br>E: 0<br>K: 1<br>S: 10<br>H: 0<br>LOB: 1<br>BB: 1<br>P: 19 | R: 3<br>E: 0<br>K: 1<br>S: 14<br>H: 4<br>LOB: 1<br>BB: 0<br>P: 21 | R: 0<br>E: 0<br>K: 1<br>S: 8<br>H: 0<br>LOB: 1<br>BB: 0<br>P: 14 | R: 0<br>E: 0<br>K: 0<br>S: 7<br>H: 0<br>LOB: 1<br>BB: 1<br>P: 14 | | 1B: 6<br>2B: 1<br>3B: 1<br>HR: 0 | SF: 0<br>SAC: 0<br>DP: 2<br>HBP: 1 | | | | | |

| PITCHER | | IP | WLS | BF | H | R | ER | SO | BB | IBB | HBP | BLK | WP | HR | S | P | ERA | WHIP |
|---|---|---|---|---|---|---|---|---|---|---|---|---|---|---|---|---|---|---|
| 55 Matt Moore, L<br>ERA: 2.7 | (1, 1) | 4.1 | L | 18 | 4 | 1 | 1 | 2 | 2 | 0 | 0 | 0 | 0 | 0 | 43 | 74 | 2.08 | 1.385 |
| 27 Cesár Ramos, L<br>ERA: 3.0 | (5, 1) | 1.0 | | 5 | 1 | 1 | 1 | 1 | 1 | 0 | 0 | 0 | 0 | 0 | 13 | 23 | 9.00 | 2.000 |
| 13 Heath Bell, R<br>ERA: 3.18 | (6, 1) | 2.2 | | 12 | 3 | 2 | 2 | 2 | 1 | 0 | 1 | 0 | 1 | 0 | 23 | 40 | 6.75 | 1.500 |

| PITCHER | IP | WLS | BF | H | R | ER | SO | BB | IBB | HBP | BLK | WP | HR | S | P | ERA | WHIP |
|---|---|---|---|---|---|---|---|---|---|---|---|---|---|---|---|---|---|

# BOTTOM

# Tampa Bay Rays @ Kansas City Royals

Kauffman Stadium, Kansas City, MO

Mon Apr 07 2014, 7:15 PM - 10:11 PM CDT

Att. 12,087 - Partly Cloudy - 61 F

livebaseballscorecards.com

| | |
|---|---|
| AB | 30 |
| R | 4 |
| H | 8 |
| RBI | 4 |
| BB | 4 |
| SO | 5 |
| LOB | 20 |

WP: 1 PA: 35
PB: 0
SB: 0
CS: 0

# Tampa Bay Rays @ Kansas City Royals

Kauffman Stadium, Kansas City, MO

Tue Apr 08 2014, 7:15 PM - 10:27 PM CDT

Att. 13,905 - Partly Cloudy - 59 F

TOP

livebaseballscorecards.com

| Batter | 1 | 2 | 3 | 4 | 5 | 6 | 7 | 8 | 9 | AB | R | H | RBI | BB | SO | LOB |
|---|---|---|---|---|---|---|---|---|---|---|---|---|---|---|---|---|
| 7 David DeJesus, L (1, 7)<br>OBP: 0.333, SLG: 0.429 | B FF 96<br>B FF 97<br>C FF 96<br>X FF 97<br>2-1<br>1B | | B FF 96<br>B SI 96<br>C FF 96<br>X FF 96<br>2-1 ③<br>P5 | | | C FF 97<br>C FF 96<br>F CU 84<br>B FF 99<br>X CU 83<br>1-2 ②<br>G6-3 | | C FF 95<br>B FC 92<br>B FF 95<br>F FC 92<br>B FF 95<br>F FF 95<br>S KC 84<br>3-3 ③<br>K | | 4 | 0 | 1 | 0 | 0 | 1 | 2 |
| 9 Wil Myers, R (1, 9)<br>OBP: 0.265, SLG: 0.258 | B FF 97<br>S CH 86<br>C CH 87<br>D CU 81<br>F FF 100<br>S CH 89<br>2-3 ①<br>K | | | B FC 92<br>C FF 97<br>F CU 81<br>B FF 100<br>F FF 100<br>B CH 86<br>S CH 88<br>3-3 ①<br>K | | S CU 83<br>C CU 84<br>B CU 84<br>B CU 84<br>F FF 101<br>B FF 98<br>C CH 87<br>3-3 ③<br>K | | | B FF 94<br>F FF 94<br>C SL 84<br>X SL 84<br>1-2<br>21 WP<br>21 1B<br>1B | 4 | 1 | 1 | 0 | 0 | 3 | 1 |
| 18 Ben Zobrist, S (1, 4)<br>OBP: 0.378, SLG: 0.406 | C FF 99<br>1 SAFE<br>B FF 99<br>B FF 97<br>C CH 87<br>B CH 89<br>S FF 98<br>3-3 ②<br>K | | | B CU 81<br>C FC 95<br>B FC 95<br>F CH 88<br>F FC 96<br>X FF 98<br>2-2<br>2B | | | B SI 91<br>B FF 92<br>C SI 91<br>X SL 82<br>2-1 ①<br>L8 | | S SL 85<br>B SL 84<br>C SL 85<br>X SL 83<br>1-2 ①<br>F8 | 4 | 0 | 1 | 0 | 0 | 1 | 2 |
| 3 Evan Longoria, R (1, 5)<br>OBP: 0.447, SLG: 0.545 | B FF 99<br>T FF 97<br>S FF 98<br>B CU 80<br>X CH 89<br>2-2 ③<br>G5-3 | | | S FF 99<br>D FF 96<br>C CH 87<br>F FF 98<br>F FC 95<br>F CH 90<br>C CU 85<br>1-3 ②<br>K | | | B SL 83<br>F SL 81<br>F SI 92<br>C FF 92<br>1-3 ②<br>K | | C SL 83<br>C FF 96<br>F SL 83<br>B SL 85<br>F SL 84<br>X FF 96<br>1-2 ②<br>P3 | 4 | 0 | 0 | 0 | 0 | 2 | 3 |
| 21 James Loney, L (1, 3)<br>OBP: 0.313, SLG: 0.296 | | F FF 95<br>C CU 79<br>B CU 84<br>B FF 98<br>X FF 97<br>2-2 ①<br>F8 | | C FC 94<br>B FF 96<br>B FF 98<br>F CH 88<br>X FF 98<br>2-2 ③<br>P4 | | | B SI 91<br>B SI 92<br>X FF 91<br>2-0 ③<br>G3-1 | | B FF 95<br>F FF 95<br>B FF 95<br>B SL 85<br>C SL 84<br>X SL 84<br>3-2<br>8 WP<br>1-H<br>1B | 4 | 0 | 1 | 1 | 0 | 0 | 1 |
| 8 Desmond Jennings, R (1, 8)<br>OBP: 0.342, SLG: 0.394 | | C FF 97<br>T FF 99<br>B FF 101<br>F CU 81<br>X FF 98<br>1-2 ②<br>G5-3 | | | CU 78<br>C FF 95<br>F CU 81<br>F CH 89<br>T CH 88<br>1-2 ①<br>K | | | F FF 93<br>B KC 83<br>L FF 93<br>F FF 96<br>B FC 88<br>S KC 83<br>2-3 ①<br>K | C FF 95<br>C SL 84<br>F FF 97<br>B SL 84<br>B SL 84<br>C SL 85<br>2-3 ③<br>K<br>2-3 | 4 | 0 | 0 | 0 | 0 | 3 | 1 |
| 20 Matt Joyce, L (1, 10)<br>OBP: 0.500, SLG: 0.650 | | C FF 96<br>B CU 80<br>F FF 98<br>F FF 98<br>B CH 86<br>F CH 89<br>X FF 99<br>2-2 ③<br>F7 | | | B CU 83<br>B CH 87<br>F FC 94<br>X FC 94<br>2-1 ②<br>G4-3 | | | B KC 80<br>B FC 92<br>C FF 93<br>B KC 82<br>C FC 92<br>F FC 90<br>B KC 84<br>4-2<br>11 HBP<br>BB | | 2 | 0 | 0 | 0 | 1 | 0 | 0 |
| 28 José Molina, R (1, 2)<br>11 Logan Forsythe, R (8, PH)<br>OBP: 0.227, SLG: 0.200<br>24 Ryan Hanigan, R (8, 2)<br>OBP: 0.400, SLG: 0.529 | | | X FF 97<br>0-0 ①<br>F9 | | B FF 96<br>B CH 87<br>X SI 95<br>2-0 ③<br>G6-3 | | | C FF 94<br>H KC 81<br>1-1<br>1-2<br>HBP | | 2<br>0<br>0 | 0<br>0<br>0 | 0<br>0<br>0 | 0<br>0<br>0 | 0<br>0<br>0 | 0<br>0<br>0 | 0<br>0<br>0 |
| 11 Yunel Escobar, R (1, 6)<br>OBP: 0.219, SLG: 0.267 | | | C FF 96<br>X FF 97<br>0-1 ②<br>G5-3 | | | X CU 81<br>0-0 ①<br>G1-3 | | F FF 95<br>B FF 96<br>B FC 92<br>F FF 95<br>S FF 96<br>2-3 ②<br>K | | 3 | 0 | 0 | 0 | 0 | 1 | 2 |

| Inning Stats | | | | | | | | | | | | | | | | | | | | | | | | | | | | | | | | |
|---|---|---|---|---|---|---|---|---|---|---|---|---|---|---|---|---|---|---|---|---|---|---|---|---|---|---|---|---|---|---|---|---|
| | R: 0 | H: 1 | R: 0 | H: 0 | R: 0 | H: 0 | R: 0 | H: 1 | R: 0 | H: 0 | R: 0 | H: 0 | R: 0 | H: 0 | R: 0 | H: 2 | 1B: 3 | SF: 0 | WP: 2 | PA: 33 |
| | E: 0 | LOB: 1 | E: 0 | LOB: 0 | E: 0 | LOB: 0 | E: 0 | LOB: 1 | E: 0 | LOB: 0 | E: 0 | LOB: 0 | E: 0 | LOB: 0 | E: 0 | LOB: 1 | 2B: 1 | SAC: 0 | PB: 0 | |
| | K: 2 | BB: 0 | K: 0 | BB: 0 | K: 0 | BB: 0 | K: 2 | BB: 0 | K: 1 | BB: 0 | K: 1 | BB: 0 | K: 3 | BB: 1 | K: 1 | BB: 0 | 3B: 0 | DP: 0 | SB: 0 | |
| | S: 12 | P: 21 | S: 12 | P: 17 | S: 5 | P: 7 | S: 17 | P: 25 | S: 7 | P: 12 | S: 9 | P: 13 | S: 6 | P: 11 | S: 15 | P: 27 | S: 18 | P: 26 | HR: 0 | HBP: 1 | CS: 0 | |

| PITCHER | | IP | WLS | BF | H | R | ER | SO | BB | IBB | HBP | BLK | WP | HR | S | P | ERA | WHIP |
|---|---|---|---|---|---|---|---|---|---|---|---|---|---|---|---|---|---|---|
| 30 Yordano Ventura, R<br>ERA: | (1, 1) | 6.0 | | 20 | 2 | 0 | 0 | 6 | 0 | 0 | 0 | 0 | 0 | 0 | 62 | 95 | 0.00 | 0.333 |
| 43 Aaron Crow, R<br>ERA: | (7, 1) | 1.0 | | 3 | 0 | 0 | 0 | 1 | 0 | 0 | 0 | 0 | 0 | 0 | 6 | 11 | 0.00 | 0.000 |
| 17 Wade Davis, R<br>ERA: 5.06 | (8, 1) | 1.0 | | 5 | 0 | 0 | 0 | 3 | 1 | 0 | 1 | 0 | 0 | 0 | 15 | 27 | 0.00 | 1.000 |
| 56 Greg Holland, R<br>ERA: 4.5 | (9, 1) | 1.0 | L | 5 | 2 | 1 | 1 | 1 | 0 | 0 | 0 | 0 | 2 | 0 | 18 | 26 | 9.00 | 2.000 |

| PITCHER | IP | WLS | BF | H | R | ER | SO | BB | IBB | HBP | BLK | WP | HR | S | P | ERA | WHIP |
|---|---|---|---|---|---|---|---|---|---|---|---|---|---|---|---|---|---|

| | |
|---|---|
| AB | 31 |
| R | 1 |
| H | 4 |
| RBI | 1 |
| BB | 1 |
| SO | 11 |
| LOB | 12 |

| Batter | 1 | 2 | 3 | 4 | 5 | 6 | 7 | 8 | 9 | AB | R | H | RBI | BB | SO | LOB |
|---|---|---|---|---|---|---|---|---|---|---|---|---|---|---|---|---|
| 23 Norichika Aoki, L (1, 9)<br>OBP: 0.429, SLG: 0.520 | C FF 92<br>X FF 93<br>0-1<br>35 CS 1B | | B SL 87<br>X SI 91<br>1-0<br>35 G6-4-3<br>1-2<br>2-3<br>1B | | | C FF 93<br>B CH 84<br>C CH 84<br>S SI 95<br>1-3 ① K | | B FF 97<br>X FF 96<br>1-0<br>4 BB<br>13 1B<br>1B | C SL 85<br>C FF 92<br>B FF 91<br>D SL 84<br>S SL 84<br>2-3 ③ K | 5 | 0 | 3 | 0 | 0 | 2 | 1 |
| 35 Eric Hosmer, L (1, 3)<br>OBP: 0.345, SLG: 0.320 | B CH 84<br>B SI 92<br>C SI 92<br>1 SAFE<br>B SL 87<br>C SL 86<br>F SL 86<br>X SL 88<br>3-2 ① ② G4-3<br>1-2 | | B SL 85<br>X SL 87<br>1-0 ② ③ G6-4-3<br>1-2f | | | B CH 84<br>C SI 94<br>B FF 92<br>B CH 85<br>B FF 93<br>4-1<br>16 1B<br>13 1B<br>BB | | 1 SAFE<br>B FF 98<br>S FF 97<br>C FF 97<br>F FF 98<br>S FF 98<br>1-3 ① K | | 3 | 0 | 0 | 0 | 1 | 1 | 5 |
| 13 Salvador Perez, R (1, 2)<br>OBP: 0.607, SLG: 0.667 | C FF 94<br>X SI 95<br>0-1 ③ G5-3 | | | B SI 92<br>B SI 93<br>S SL 86<br>B SL 86<br>B SL 85<br>4-1<br>16 G6-4-3<br>BB | | F SI 94<br>F SI 95<br>X SI 95<br>0-2<br>16 1B<br>1-2<br>1B | | C FF 97<br>F FF 97<br>F FF 97<br>B CU 78<br>X FF 98<br>1-2<br>4 BB<br>1-2<br>1B | | 3 | 0 | 2 | 0 | 1 | 0 | 0 |
| 16 Billy Butler, R (1, 10)<br>OBP: 0.310, SLG: 0.208 | | B<br>C SL 86<br>B FF 94<br>F SI 93<br>X SI 95<br>2-2 ① G4-3 | | B SI 93<br>X SI 94<br>1-0 ① ② G6-4-3<br>1-2f | | B SI 94<br>F FF 93<br>X SI 95<br>1-1<br>19 FC5-4<br>1-2<br>2-3<br>1B | | C FF 96<br>B FF 96<br>B FF 96<br>X FF 96<br>2-1 ② P2 | | 4 | 0 | 1 | 0 | 0 | 0 | 3 |
| 4 Alex Gordon, L (1, 7)<br>OBP: 0.276, SLG: 0.308 | | C CH 84<br>B FF 93<br>X FF 94<br>1-1 ② F7 | | S FF 94<br>B FF 94<br>C CH 85<br>C SI 94<br>1-3 ③ K | | C SL 88<br>X FF 94<br>0-1 ② F6 | | B CU 76<br>B CU 76<br>C CU 77<br>B FF 90<br>B CU 76<br>4-1<br>1-2<br>2-3<br>BB | | 3 | 0 | 0 | 0 | 1 | 1 | 3 |
| 19 Danny Valencia, R (1, 4)<br>OBP: 0.125, SLG: 0.125 | | B SI 95<br>C SI 94<br>C SI 95<br>S SL 87<br>1-3 ③ K2-3 | | | S SL 84<br>S FF 94<br>X SI 95<br>0-2 ① P5 | B FF 94<br>F SL 87<br>X FF 96<br>1-1 ③ FC5-4<br>1-2f | | C CU 76<br>C FF 90<br>C FS 80<br>0-3 ③ K | | 4 | 0 | 0 | 0 | 0 | 2 | 6 |
| 8 Mike Moustakas, L (1, 5)<br>OBP: 0.160, SLG: 0.045 | | | C FF 92<br>X SI 95<br>0-1 ① F8 | | X SI 94<br>0-0 ② G3 | | C SL 85<br>C SI 84<br>C SI 92<br>0-3 ① K | | F SI 92<br>C FF 93<br>B FF 94<br>F FF 93<br>X SL 86<br>1-2<br>1B | 4 | 0 | 1 | 0 | 0 | 1 | 0 |
| 2 Alcides Escobar, R (1, 6)<br>OBP: 0.200, SLG: 0.208 | | | B SL 86<br>X SL 85<br>1-0<br>23 1B<br>1 E<br>1B | | B FF 95<br>S FF 95<br>F SI 94<br>X FF 96<br>1-2<br>1 S<br>1B | | F FF 94<br>C FF 94<br>B SL 85<br>X SL 87<br>1-2 ② P4 | | S SL 86<br>L SL 86<br>X FF 93<br>0-2 ① F9 | 4 | 0 | 2 | 0 | 0 | 0 | 1 |
| 1 Jarrod Dyson, L (1, 8) | | | L SI 92<br>1 SAFE<br>B FF 92<br>1 SAFE<br>F SI 94<br>F SI 94<br>B SL 88<br>X SL 87<br>2-2<br>FC6<br>23 1B<br>1-2 | | B FF 92<br>1 SAFE<br>B SL 86<br>B SI 92<br>C FF 93<br>X SI 93<br>3-1 ③ G4-3<br>1-2 | | B SL 86<br>C SL 86<br>X SL 87<br>1-1 ③ G3 | | C FF 92<br>C FF 92<br>B FF 92<br>B FF 92<br>S CU 82<br>2-3 ② K | 4 | 0 | 0 | 0 | 0 | 1 | 3 |
| Inning Stats | R: 0 H: 1<br>E: 0 LOB: 0<br>K: 0 BB: 0<br>S: 8 P: 11 | R: 0 H: 0<br>E: 0 LOB: 0<br>K: 1 BB: 0<br>S: 8 P: 12 | R: 0 H: 2<br>E: 1 LOB: 2<br>K: 0 BB: 0<br>S: 9 P: 14 | R: 0 H: 0<br>E: 0 LOB: 0<br>K: 1 BB: 1<br>S: 5 P: 11 | R: 0 H: 1<br>E: 0 LOB: 1<br>K: 0 BB: 0<br>S: 9 P: 13 | R: 0 H: 2<br>E: 0 LOB: 3<br>K: 1 BB: 1<br>S: 13 P: 20 | R: 0 H: 0<br>E: 0 LOB: 0<br>K: 1 BB: 0<br>S: 8 P: 10 | R: 0 H: 2<br>E: 0 LOB: 3<br>K: 2 BB: 1<br>S: 15 P: 24 | R: 0 H: 1<br>E: 0 LOB: 1<br>K: 2 BB: 0<br>S: 13 P: 18 | 1B: 9 SF: 0<br>2B: 0 SAC: 0<br>3B: 0 DP: 2<br>HR: 0 HBP: 0 | | | | | | |

| PITCHER | | IP | WLS | BF | H | R | ER | SO | BB | IBB | HBP | BLK | WP | HR | S | P | ERA | WHIP |
|---|---|---|---|---|---|---|---|---|---|---|---|---|---|---|---|---|---|---|
| 22 Chris Archer, R<br>ERA: 1.38 | (1, 1) | 7.0 | | 27 | 6 | 0 | 0 | 4 | 2 | 0 | 0 | 0 | 0 | 0 | 60 | 91 | 0.00 | 1.143 |
| 57 Jake McGee, L<br>ERA: | (8, 1) | 0.2 | | 4 | 2 | 0 | 0 | 1 | 0 | 0 | 0 | 0 | 0 | 0 | 11 | 16 | 0.00 | 3.000 |
| 62 Joel Peralta, R<br>ERA: 5.4 | (8, 1) | 0.1 | W | 2 | 0 | 0 | 0 | 1 | 1 | 0 | 0 | 0 | 0 | 0 | 4 | 8 | 0.00 | 3.000 |
| 50 Grant Balfour, R<br>ERA: | (9, 1) | 1.0 | S | 4 | 1 | 0 | 0 | 2 | 0 | 0 | 0 | 0 | 0 | 0 | 13 | 18 | 0.00 | 1.000 |

| PITCHER | IP | WLS | BF | H | R | ER | SO | BB | IBB | HBP | BLK | WP | HR | S | P | ERA | WHIP |
|---|---|---|---|---|---|---|---|---|---|---|---|---|---|---|---|---|---|

# BOTTOM

## Tampa Bay Rays @ Kansas City Royals

Kauffman Stadium, Kansas City, MO

Tue Apr 08 2014, 7:15 PM - 10:27 PM CDT

Att. 13,905 - Partly Cloudy - 59 F

livebaseballscorecards.com

| | |
|---|---|
| AB | 34 |
| R | 0 |
| H | 9 |
| RBI | 0 |
| BB | 3 |
| SO | 8 |
| LOB | 22 |

WP: 0 PA: 37
PB: 0
SB: 1
CS: 1

# Tampa Bay Rays @ Kansas City Royals

Kauffman Stadium, Kansas City, MO

Wed Apr 09 2014, 1:11 PM - 3:57 PM CDT

Att. 13,612 - Sunny - 66 F

livebaseballscorecards.com

| Batter | 1 | 2 | 3 | 4 | 5 | 6 | 7 | 8 | 9 | AB | R | H | RBI | BB | SO | LOB |
|---|---|---|---|---|---|---|---|---|---|---|---|---|---|---|---|---|
| 7 David DeJesus, L (1, 7) OBP: 0.286, SLG: 0.360 | C FF 89<br>X FF 90<br>0-1 ① F8 | | B CH 89<br>B CH 83<br>B FF 90<br>C FF 89<br>F SI 91<br>F SL 84<br>F SI 91<br>X SI 92<br>3-2 ① F8 | | C FF 90<br>F CH 83<br>B FF 90<br>F CH 85<br>T FF 92<br>1-2 ① K | | | B SI 90<br>B FF 91<br>C SI 91<br>X FF 92<br>2-1 ① G4-3 | | 4 | 0 | 0 | 0 | 0 | 1 | 0 |
| 18 Ben Zobrist, S (1, 4) OBP: 0.366, SLG: 0.389 | C FF 91<br>S CH 84<br>X SL 84<br>0-2 ② G6-3 | | C CU 75<br>B FF 92<br>F SL 83<br>F CH 85<br>B CH 85<br>S CH 85<br>2-3 ② K | | B CU 74<br>X CH 84<br>1-0 ② G4-3 | | | X FF 91<br>0-0 20 G5-6-3 1B | | 4 | 0 | 1 | 0 | 0 | 1 | 0 |
| 20 Matt Joyce, L (1, 10) OBP: 0.500, SLG: 0.609 | B CH 86<br>B FF 91<br>B CU 76<br>C CH 85<br>B CH 87<br>4-1 3 1B BB | | C CU 74<br>C CH 85<br>B FF 91<br>B SI 92<br>F CH 85<br>X EP 64<br>2-2 3 HBP 1B | | C SL 84<br>B CH 84<br>B CH 82<br>F CH 84<br>F SI 93<br>X CH 86<br>2-2 ③ F8 | | | B SI 92<br>B SI 92<br>X SI 92<br>2-0 ②③ G5-6-3<br>1-2f | | 3 | 0 | 1 | 0 | 1 | 0 | 1 |
| 3 Evan Longoria, R (1, 5)<br>5 Brandon Guyer, R (9, PH) OBP: 0.143, SLG: 0.286 | C SI 92<br>B SL 84<br>B CH 86<br>X SL 83<br>2-1 1-2 1B | | C CU 73<br>1 SAFE<br>H SI 89<br>1-1 1-2 HBP | | | C FF 90<br>S CU 74<br>B SL 85<br>B SL 83<br>B CH 85<br>X FF 92<br>3-2 ① G6-3 | | | X FF 96<br>0-0 8 2B 2B | 2<br>1 | 0<br>1 | 1<br>1 | 0<br>0 | 0<br>0 | 0<br>0 | 0<br>0 |
| 21 James Loney, L (1, 3) OBP: 0.278, SLG: 0.258 | C SI 90<br>D CU 74<br>B FF 92<br>X CH 84<br>2-1 ③ G4-3 | | C CU 73<br>B FF 92<br>X FF 92<br>1-1 ③ F7 | | | B SI 91<br>F SI 91<br>C CH 84<br>B CH 85<br>S CH 85<br>2-3 ② K | | | F FF 98<br>F CH 88<br>X CH 88<br>0-2 ① F8 | 4 | 0 | 0 | 0 | 0 | 1 | 5 |
| 8 Desmond Jennings, R (1, 8) OBP: 0.357, SLG: 0.514 | | C FF 89<br>B SL 83<br>X CH 83<br>1-1 ① F9 | | B CU 74<br>C SL 82<br>B CH 84<br>X FF 92<br>2-1 HR | | C FF 93<br>C FF 93<br>B SL 86<br>X CH 86<br>1-2 ③ G6-3 | | | C FF 99<br>B CU 81<br>X CH 88<br>1-1 9 1B 24 G6-3 2-H 2B | 4 | 2 | 2 | 2 | 0 | 0 | 0 |
| 9 Wil Myers, R (1, 9) OBP: 0.289, SLG: 0.286 | | B SL 83<br>X SI 92<br>1-0 1B | | C FF 92<br>X CH 84<br>0-1 ① L8 | | | B SI 91<br>C CH 84<br>F CU 71<br>B SL 84<br>C CH 85<br>2-3 ① K | | T FF 98<br>S FF 99<br>F FF 99<br>F CU 78<br>B FF 99<br>D CH 89<br>X FF 98<br>2-2 24 G6-3 2-3 1B | 4 | 0 | 2 | 0 | 0 | 1 | 0 |
| 24 Ryan Hanigan, R (1, 2) OBP: 0.333, SLG: 0.429 | | C SI 90<br>B CH 83<br>1 SAFE<br>X CH 86<br>1-1 ② P6 | | C FF 92<br>B SL 84<br>C CU 74<br>X CH 85<br>1-2 ② P3 | | | X CH 84<br>0-0 ② P4 | | B FF 97<br>S CH 89<br>X FF 96<br>1-1 ② G6-3 1-2 3-H | 4 | 0 | 0 | 1 | 0 | 0 | 2 |
| 11 Yunel Escobar, R (1, 6) OBP: 0.194, SLG: 0.235 | | C CU 74<br>X EP 60<br>0-1 ③ F8 | | C SL 84<br>B FF 93<br>F CH 85<br>B SI 91<br>B SL 85<br>F FF 93<br>F CH 85<br>X SL 83<br>3-2 ③ G6-3 | | | F FF 92<br>C FF 92<br>B SL 86<br>X CH 87<br>1-2 ③ G6-3 | | C CU 80<br>X FF 98<br>0-1 ③ G6-3 | 4 | 0 | 0 | 0 | 0 | 0 | 2 |
| Inning Stats | R: 0<br>E: 0<br>K: 0<br>S: 10<br>H: 1<br>LOB: 2<br>BB: 1<br>P: 18 | R: 0<br>E: 0<br>K: 0<br>S: 7<br>H: 1<br>LOB: 1<br>BB: 0<br>P: 10 | R: 0<br>E: 0<br>K: 1<br>S: 16<br>H: 1<br>LOB: 2<br>BB: 0<br>P: 25 | R: 1<br>E: 0<br>K: 0<br>S: 12<br>H: 1<br>LOB: 0<br>BB: 0<br>P: 18 | R: 0<br>E: 0<br>K: 1<br>S: 9<br>H: 0<br>LOB: 0<br>BB: 0<br>P: 13 | R: 0<br>E: 0<br>K: 1<br>S: 9<br>H: 0<br>LOB: 0<br>BB: 0<br>P: 15 | R: 0<br>E: 0<br>K: 1<br>S: 7<br>H: 0<br>LOB: 0<br>BB: 0<br>P: 10 | R: 0<br>E: 0<br>K: 0<br>S: 4<br>H: 1<br>LOB: 0<br>BB: 0<br>P: 8 | R: 2<br>E: 0<br>K: 0<br>S: 15<br>H: 3<br>LOB: 1<br>BB: 0<br>P: 19 | 1B: 5<br>2B: 2<br>3B: 0<br>HR: 1<br>SF: 0<br>SAC: 0<br>DP: 1<br>HBP: 1 | | | | | | |

| PITCHER | | IP | WLS | BF | H | R | ER | SO | BB | IBB | HBP | BLK | WP | HR | S | P | ERA | WHIP |
|---|---|---|---|---|---|---|---|---|---|---|---|---|---|---|---|---|---|---|
| 11 Jeremy Guthrie, R<br>ERA: 3.55 | (1, 1) | 7.0 | W | 27 | 4 | 1 | 1 | 4 | 1 | 0 | 1 | 0 | 0 | 1 | 70 | 109 | 1.29 | 0.714 |
| 43 Aaron Crow, R<br>ERA: | (8, 1) | 1.0 | | 3 | 1 | 0 | 0 | 0 | 0 | 0 | 0 | 0 | 0 | 0 | 4 | 8 | 0.00 | 1.000 |
| 40 Kelvin Herrera, R<br>ERA: 5.4 | (9, 1) | 1.0 | | 6 | 3 | 2 | 2 | 0 | 0 | 0 | 0 | 0 | 0 | 0 | 15 | 19 | 18.00 | 3.000 |

| PITCHER | IP | WLS | BF | H | R | ER | SO | BB | IBB | HBP | BLK | WP | HR | S | P | ERA | WHIP |
|---|---|---|---|---|---|---|---|---|---|---|---|---|---|---|---|---|---|

| | |
|---|---|
| AB | 34 |
| R | 3 |
| H | 8 |
| RBI | 3 |
| BB | 1 |
| SO | 4 |
| LOB | 10 |

WP: 0 PA: 36
PB: 0
SB: 0
CS: 0

| Batter | 1 | 2 | 3 | 4 | 5 | 6 | 7 | 8 | 9 | AB | R | H | RBI | BB | SO | LOB |
|---|---|---|---|---|---|---|---|---|---|---|---|---|---|---|---|---|
| 23 Norichika Aoki, L (1, 9)<br>OBP: 0.406, SLG: 0.552 | C FF 92<br>B FF 89<br>B SI 87<br>S FF 92<br>X FS 86<br>2-2 ① G1-3 | | X FS 86<br>0-0 ② F8 | | C FF 91<br>D FS 84<br>X FC 85<br>1-1 9 SF8 3B<br>1-H | C FC 88<br>S FS 84<br>F SI 91<br>B FS 84<br>S FC 88<br>1-3 ② K | | | | 4 | 1 | 1 | 1 | 0 | 1 | 2 |
| 9 Johnny Giavotella, R (1, 4)<br>OBP: 0.250, SLG: 0.333 | C FF 92<br>X FS 86<br>0-1 ② G6-3 | | B FS 85<br>F FC 84<br>1 SAFE<br>1-1 ③ CS<br>1-2 | B FF 90<br>C FS 85<br>F FS 85<br>B FC 86<br>X FC 87<br>2-2 35 1B 16 G5-3 1B | S FS 85<br>X SI 89<br>0-1 ② SF8<br>3-H | C FC 86<br>X FC 89<br>0-1 ③ FC5-4<br>1-2f | | | | 3 | 1 | 1 | 1 | 0 | 0 | 1 |
| 35 Eric Hosmer, L (1, 3)<br>OBP: 0.364, SLG: 0.345 | B CU 70<br>C FS 86<br>F FS 86<br>B SI 88<br>S FS 86<br>2-3 ③ K | | | F FF 92<br>B FF 90<br>X FS 85<br>1-1 16 G5-3 4 1B 1B<br>1-3 | B SI 91<br>C FS 85<br>F FS 85<br>B FF 92<br>X FS 86<br>2-2 16 1B 4 HR 1B | | C FF 90<br>B FC 86<br>X FC 85<br>1-1 ① G6-3 | | | 4 | 2 | 2 | 0 | 0 | 1 | 0 |
| 16 Billy Butler, R (1, 10)<br>OBP: 0.303, SLG: 0.214 | | B FS 82<br>C SI 91<br>B FS 85<br>F SI 92<br>B FS 86<br>X FS 86<br>3-2 E4 4 FC3-6 | | B FF 89<br>F SI 91<br>B FC 85<br>X FS 86<br>2-1 ① G5-3<br>1-2<br>3-H | 1 SAFE<br>X FS 85<br>0-0 4 HR 1B<br>1-2 | | B FC 85<br>C FC 89<br>X CH 80<br>1-1 ② G6-3 | | | 4 | 1 | 1 | 1 | 0 | 0 | 1 |
| 4 Alex Gordon, L (1, 7)<br>OBP: 0.303, SLG: 0.433 | | C FF 91<br>B FF 91<br>F FF 91<br>X FS 86<br>1-2 ① FC3-6 8 CS 13 BB<br>1-2f | | D FS 86<br>X FS 86<br>1-0 13 F8<br>2-H 1B | C CU 68<br>X FS 85<br>0-1 HR<br>1-H 2-H | | C FF 90<br>C FC 84<br>S CU 77<br>0-3 ③ K | | | 4 | 1 | 2 | 4 | 0 | 1 | 1 |
| 13 Salvador Perez, R (1, 2)<br>OBP: 0.594, SLG: 0.625 | | B SI 91<br>B FS 85<br>B FS 85<br>F FF 91<br>B FS 86<br>4-1 BB<br>1-2 | | D FS 85<br>X FF 92<br>1-0 ② F8<br>1-2 | B FC 84<br>X SI 92<br>1-0 1B | | | B SL 83<br>F FF 91<br>C CH 86<br>F SL 83<br>X SL 84<br>1-2 ① F7 | | 3 | 0 | 1 | 0 | 1 | 0 | 1 |
| 8 Mike Moustakas, L (1, 5)<br>OBP: 0.138, SLG: 0.038 | S FS 86<br>D FS 86<br>F FS 86<br>B FF 92<br>F SI 87<br>F SI 94<br>B FS 86<br>S FS 85<br>3-3 ② ③ K<br>2-3 | | | C CU 70<br>B FF 91<br>S FF 91<br>B SI 91<br>F FS 86<br>F FF 92<br>B SI 92<br>S SI 92<br>3-3 ③ K | B SI 92<br>B CU 68<br>S FS 85<br>X SI 91<br>2-1 ③ P4 | | | F FF 90<br>X SL 82<br>0-1 ② F9 | | 4 | 0 | 0 | 0 | 0 | 2 | 4 |
| 6 Lorenzo Cain, R (1, 8)<br>OBP: 0.346, SLG: 0.320 | | | L SI 91<br>B SI 90<br>F FS 82<br>X FS 86<br>1-2 ① G5-3 | | C CU 67<br>B FS 84<br>X CU 69<br>1-1 23 3B 1B | B FC 88<br>B FC 86<br>B FC 86<br>B SI 92<br>4-0 9 FC5-4 BB | | B CU 70<br>B FF 91<br>X SL 85<br>2-0 ③ P4 | | 3 | 1 | 1 | 0 | 1 | 0 | 0 |
| 2 Alcides Escobar, R (1, 6)<br>OBP: 0.214, SLG: 0.222 | | | X SI 91<br>0-0 9 CS 1B | | 1 SAFE<br>F FC 84<br>1 SAFE<br>L FS 83<br>1 SAFE<br>1 SAFE<br>D FS 85<br>D FS 85<br>S FF 92<br>2-3 ① K | B SI 92<br>C FC 87<br>F FC 87<br>X FS 83<br>1-2 ① F9 | | | | 3 | 0 | 1 | 0 | 0 | 1 | 2 |
| Inning Stats | R: 0 E: 0 K: 1 S: 8<br>H: 0 LOB: 0 BB: 0 P: 12 | R: 0 E: 1 K: 1 S: 12<br>H: 0 LOB: 2 BB: 1 P: 23 | R: 0 E: 0 K: 0 S: 6<br>H: 1 LOB: 0 BB: 0 P: 8 | R: 2 E: 0 K: 1 S: 14<br>H: 3 LOB: 1 BB: 0 P: 24 | R: 5 E: 0 K: 1 S: 18<br>H: 6 LOB: 1 BB: 0 P: 27 | R: 0 E: 0 K: 1 S: 9<br>H: 0 LOB: 1 BB: 1 P: 15 | R: 0 E: 0 K: 1 S: 7<br>H: 0 LOB: 0 BB: 0 P: 9 | R: 0 E: 0 K: 0 S: 7<br>H: 0 LOB: 0 BB: 0 P: 10 | | 1B: 8<br>2B: 1<br>3B: 1<br>HR: 1 | SF: 1<br>SAC: 0<br>DP: 1<br>HBP: 0 | | WP: 0<br>PB: 0<br>SB: 0<br>CS: 2 | PA: 36 | | |

| PITCHER | | IP | WLS | BF | H | R | ER | SO | BB | IBB | HBP | BLK | WP | HR | S | P | ERA | WHIP |
|---|---|---|---|---|---|---|---|---|---|---|---|---|---|---|---|---|---|---|
| 23 Jake Odorizzi, R<br>ERA: 5.73 | (1, 1) | 5.0 | L | 25 | 10 | 7 | 7 | 4 | 1 | 0 | 0 | 0 | 0 | 1 | 58 | 94 | 12.60 | 2.200 |
| 47 Brandon Gomes, R<br>ERA: | (6, 1) | 1.0 | | 4 | 0 | 0 | 0 | 1 | 1 | 0 | 0 | 0 | 0 | 0 | 9 | 15 | 0.00 | 1.000 |
| 38 Jeff Beliveau, L<br>ERA: | (7, 1) | 1.0 | | 3 | 0 | 0 | 0 | 1 | 0 | 0 | 0 | 0 | 0 | 0 | 7 | 9 | 0.00 | 0.000 |
| 27 Cesár Ramos, L<br>ERA: 2.25 | (8, 1) | 1.0 | | 3 | 0 | 0 | 0 | 0 | 0 | 0 | 0 | 0 | 0 | 0 | 7 | 10 | 0.00 | 0.000 |

| PITCHER | IP | WLS | BF | H | R | ER | SO | BB | IBB | HBP | BLK | WP | HR | S | P | ERA | WHIP |
|---|---|---|---|---|---|---|---|---|---|---|---|---|---|---|---|---|---|

# BOTTOM

# Tampa Bay Rays @ Kansas City Royals

Kauffman Stadium, Kansas City, MO

Wed Apr 09 2014, 1:11 PM - 3:57 PM CDT

Att. 13,612 - Sunny - 66 F

livebaseballscorecards.com

| | |
|---|---|
| AB | 32 |
| R | 7 |
| H | 10 |
| RBI | 7 |
| BB | 2 |
| SO | 6 |
| LOB | 12 |

# Tampa Bay Rays @ Cincinnati Reds

Great American Ball Park, Cincinnati, OH

Fri Apr 11 2014, 7:14 PM - 10:35 PM EDT

Att. 30,502 - Cloudy - 71 F

TOP

livebaseballscorecards.com

| Batter | 1 | 2 | 3 | 4 | 5 | 6 | 7 | 8 | 9 | AB | R | H | RBI | BB | SO | LOB |
|---|---|---|---|---|---|---|---|---|---|---|---|---|---|---|---|---|
| 18 Ben Zobrist, S (1, 4)<br>OBP: 0.370, SLG: 0.359 | G4-3 | BB | | | G3 | | G4-3 | | BB | 3 | 0 | 0 | 0 | 2 | 0 | 0 |
| 8 Desmond Jennings, R (1, 8)<br>OBP: 0.362, SLG: 0.475 | 20 BB 3 1B BB | G1-3 | | | 20 1B BB | | K | | K 1-2 | 3 | 1 | 0 | 0 | 2 | 2 | 3 |
| 20 Matt Joyce, L (1, 7)<br>OBP: 0.529, SLG: 0.731 | 21 F8 3 1B BB 1-2 | | HR | | 21 FC4-6 1B 1-3 | | K | | | 3 | 1 | 2 | 1 | 1 | 1 | 0 |
| 3 Evan Longoria, R (1, 5)<br>OBP: 0.444, SLG: 0.513 | 21 F8 1B 1-2 2-H | | G5-3 | | K | | | G6-3 | | 4 | 0 | 1 | 1 | 0 | 1 | 2 |
| 21 James Loney, L (1, 3)<br>OBP: 0.275, SLG: 0.235 | F8 1-2 2-3 | | P6 | | FC4-6 1-2f | | | 9 1B BB | | 3 | 0 | 0 | 0 | 1 | 0 | 4 |
| 9 Wil Myers, R (1, 9)<br>OBP: 0.286, SLG: 0.282 | G6-3 | | K | | | P4 | | 1-3 1B | | 4 | 0 | 1 | 0 | 0 | 1 | 2 |
| 11 Yunel Escobar, R (1, 6)<br>OBP: 0.200, SLG: 0.263 | | 2B | G5-3 | | | G6-3 | | F8 | | 4 | 0 | 1 | 0 | 0 | 0 | 1 |
| 28 José Molina, R (1, 2)<br>OBP: 0.067, SLG: 0.067 | | K | F8 | | | 1B | | | G1-3 | 4 | 0 | 1 | 0 | 0 | 1 | 1 |
| 14 David Price, L (1, 1)<br>50 Grant Balfour, R (9, 1) | | K | G2 | | | G5-3 | | | K | 4<br>0 | 0<br>0 | 0<br>0 | 0<br>0 | 0<br>0 | 2<br>0 | 2<br>0 |
| Inning Stats | R: 1 E: 0 K: 0 S: 13 H: 1 LOB: 2 BB: 2 P: 26 | R: 0 E: 0 K: 2 S: 12 H: 1 LOB: 2 BB: 1 P: 20 | R: 1 E: 0 K: 1 S: 9 H: 1 LOB: 0 BB: 0 P: 14 | R: 0 E: 0 K: 0 S: 7 H: 0 LOB: 0 BB: 0 P: 8 | R: 0 E: 0 K: 1 S: 12 H: 1 LOB: 2 BB: 1 P: 26 | R: 0 E: 0 K: 0 S: 9 H: 1 LOB: 1 BB: 0 P: 11 | R: 0 E: 0 K: 2 S: 9 H: 0 LOB: 0 BB: 0 P: 14 | R: 0 E: 0 K: 0 S: 8 H: 1 LOB: 1 BB: 1 P: 16 | R: 0 E: 0 K: 2 S: 12 H: 0 LOB: 1 BB: 1 P: 18 | 1B: 4 2B: 1 3B: 0 HR: 1 | SF: 0 SAC: 0 DP: 0 HBP: 0 | | | | | |

| AB | 32 |
|---|---|
| R | 2 |
| H | 6 |
| RBI | 2 |
| BB | 6 |
| SO | 8 |
| LOB | 15 |

WP: 0 PB: 0 SB: 1 CS: 0 PA: 38

| PITCHER | | IP | WLS | BF | H | R | ER | SO | BB | IBB | HBP | BLK | WP | HR | S | P | ERA | WHIP |
|---|---|---|---|---|---|---|---|---|---|---|---|---|---|---|---|---|---|---|
| 47 Johnny Cueto, R<br>ERA: 2.14 | (1, 1) | 7.0 | L | 30 | 5 | 2 | 2 | 6 | 4 | 0 | 0 | 0 | 0 | 1 | 71 | 119 | 2.57 | 1.286 |
| 63 Sam LeCure, R<br>ERA: | (8, 1) | 1.0 | | 4 | 1 | 0 | 0 | 0 | 1 | 0 | 0 | 0 | 0 | 0 | 8 | 16 | 0.00 | 2.000 |
| 51 Jonathan Broxton, R<br>ERA: | (9, 1) | 1.0 | | 4 | 0 | 0 | 0 | 2 | 1 | 0 | 0 | 0 | 0 | 0 | 12 | 18 | 0.00 | 1.000 |

| PITCHER | IP | WLS | BF | H | R | ER | SO | BB | IBB | HBP | BLK | WP | HR | S | P | ERA | WHIP |
|---|---|---|---|---|---|---|---|---|---|---|---|---|---|---|---|---|---|

# BOTTOM

| Batter | 1 | 2 | 3 | 4 | 5 | 6 | 7 | 8 | 9 | AB | R | H | RBI | BB | SO | LOB |
|---|---|---|---|---|---|---|---|---|---|---|---|---|---|---|---|---|
| 6 Billy Hamilton, S (1, 8)<br>OBP: 0.219, SLG: 0.267 | C FF 91<br>L CH 85<br>B SI 93<br>B CH 85<br>B FC 87<br>F SI 93<br>S CH 86<br>3-3 ① **K** | | C SI 93<br>X SI 93<br>0-1 ③ **P4** | | | X SI 91<br>0-0 ① **B3** | | B SI 91<br>X SI 90<br>1-0 ③ **L9** | | 4 | 0 | 0 | 0 | 0 | 1 | 1 |
| 4 Brandon Phillips, R (1, 4)<br>OBP: 0.333, SLG: 0.425 | B SI 93<br>F SI 93<br>F FF 93<br>F KC 80<br>F FF 95<br>X SI 94<br>1-2 ② **L8** | | | B CH 84<br>B CH 85<br>C FF 93<br>X SI 94<br>2-1 **2B** | | C FF 92<br>B FC 87<br>B SI 93<br>S CH 85<br>F FF 94<br>X CH 86<br>2-2 **1B** | | | C SI 89<br>B KC 77<br>F CH 81<br>B KC 78<br>S CH 83<br>2-3 ① **K** | 4 | 0 | 2 | 0 | 0 | 1 | 0 |
| 19 Joey Votto, L (1, 3)<br>OBP: 0.372, SLG: 0.400 | F SI 94<br>B CH 86<br>B CH 86<br>C SI 94<br>X SI 94<br>2-2 ③ **G6-3** | | | B SI 94<br>B SI 93<br>C SI 94<br>C SI 94<br>F SI 95<br>B SI 94<br>B CH 85<br>4-2 **BB** | | T SI 92<br>F SI 92<br>1 SAFE<br>S FF 93<br>0-3 ② **K** | | | F SI 90<br>X SI 91<br>0-1 **HR** | 3 | 1 | 1 | 1 | 1 | 1 | 1 |
| 48 Ryan Ludwick, R (1, 7)<br>OBP: 0.313, SLG: 0.379 | | B SI 92<br>S CH 84<br>B FC 86<br>F SI 93<br>F FC 88<br>S CH 84<br>2-3 ① **K** | | C SI 93<br>C SI 94<br>T SI 94<br>0-2 ① **K** | | 1 SAFE<br>B SI 92<br>C SI 93<br>S CH 84<br>F FF 93<br>B SI 93<br>B CH 83<br>S CH 84<br>3-3 ③ **K** | | | C SL 86<br>S FF 91<br>B FF 93<br>B SL 86<br>C FF 93<br>2-3 ② **K** | 4 | 0 | 0 | 0 | 0 | 4 | 3 |
| 32 Jay Bruce, L (1, 9)<br>OBP: 0.302, SLG: 0.400 | | B KC 80<br>X FC 86<br>1-0 ② **G6-3** | | C SI 94<br>B SI 94<br>F SI 93<br>B SI 94<br>S CH 85<br>2-3 ② **K** | | | F KC 78<br>X FC 84<br>0-1 ① **G3** | | C FF 93<br>B SL 85<br>B SL 84<br>S CH 86<br>B FF 92<br>B FF 92<br>4-2 39 WP 21 BB **BB** | 3 | 0 | 0 | 0 | 1 | 1 | 2 |
| 21 Todd Frazier, R (1, 5)<br>OBP: 0.341, SLG: 0.417 | | S CH 85<br>F CH 84<br>F FF 94<br>X FC 89<br>0-2 ③ **F9** | | C CH 84<br>B SI 93<br>X CH 85<br>1-1 ③ **F8** | | | S SI 91<br>F SI 92<br>F SI 93<br>B CH 84<br>X CH 84<br>1-2 ② **L9** | | B SL 85<br>B FF 92<br>C SL 85<br>B FF 91<br>B SL 86<br>4-1 39 WP **1-2** **BB** | 3 | 0 | 0 | 0 | 1 | 0 | 2 |
| 39 Devin Mesoraco, R (1, 2)<br>OBP: 0.500, SLG: 1.000 | | | C SI 93<br>S KC 80<br>X FC 88<br>0-2 47 SH2-3 2B | | S CH 83<br>B SI 92<br>C FF 91<br>F CH 84<br>B CH 85<br>S CH 85<br>2-3 ① **K** | | S KC 79<br>S KC 78<br>F FC 86<br>S CH 85<br>0-3 ③ **K** | | B SL 85<br>B SL 85<br>C SL 85<br>B FF 91<br>B SL 85<br>4-1 **1-2** **2-3** **BB** | 3 | 0 | 1 | 0 | 1 | 2 | 0 |
| 2 Zack Cozart, R (1, 6)<br>OBP: 0.034, SLG: 0.034<br>29 Brayan Peña, S (9, PH)<br>OBP: 0.455, SLG: 0.444 | | | F SI 92<br>F SI 93<br>X CH 84<br>0-2 ① **L4** | | C SI 92<br>F SI 92<br>X KC 79<br>0-2 ② **F7** | | | C SI 90<br>X CH 84<br>0-1 ① **G5-3** | B SL 84<br>F SL 84<br>F CU 81<br>C FF 91<br>1-3 ③ **K** | 3<br>1 | 0<br>0 | 0<br>0 | 0<br>0 | 0<br>0 | 0<br>1 | 1<br>3 |
| 47 Johnny Cueto, R (1, 1)<br>OBP: 0.200, SLG: 0.200<br>63 Sam LeCure, R (8, 1)<br>28 Chris Heisey, R (8, PH)<br>OBP: 0.316, SLG: 0.368<br>51 Jonathan Broxton, R (9, 1) | | | X SI 92<br>0-0 ② **SH2-3**<br>**2-3** | | F SI 91<br>L SI 92<br>C SI 94<br>0-3 ③ **K** | | | C CH 82<br>X CH 81<br>0-1 ② **G6-3** | | 1<br>0<br>1<br>0 | 0<br>0<br>0<br>0 | 0<br>0<br>0<br>0 | 0<br>0<br>0<br>0 | 0<br>0<br>0<br>0 | 1<br>0<br>0<br>0 | 0<br>0<br>0<br>0 |
| Inning Stats | R: 0<br>E: 0<br>K: 1<br>S: 12<br>H: 0<br>LOB: 0<br>BB: 0<br>P: 18 | R: 0<br>E: 0<br>K: 1<br>S: 9<br>H: 0<br>LOB: 0<br>BB: 0<br>P: 12 | R: 0<br>E: 0<br>K: 0<br>S: 9<br>H: 1<br>LOB: 1<br>BB: 0<br>P: 9 | R: 0<br>E: 0<br>K: 2<br>S: 13<br>H: 1<br>LOB: 2<br>BB: 1<br>P: 22 | R: 0<br>E: 0<br>K: 2<br>S: 10<br>H: 0<br>LOB: 0<br>BB: 0<br>P: 12 | R: 0<br>E: 0<br>K: 2<br>S: 12<br>H: 1<br>LOB: 1<br>BB: 0<br>P: 17 | R: 0<br>E: 0<br>K: 1<br>S: 10<br>H: 0<br>LOB: 0<br>BB: 0<br>P: 11 | R: 0<br>E: 0<br>K: 0<br>S: 5<br>H: 0<br>LOB: 0<br>BB: 0<br>P: 6 | R: 1<br>E: 0<br>K: 3<br>S: 15<br>H: 1<br>LOB: 3<br>BB: 3<br>P: 32 | 1B: 1<br>2B: 2<br>3B: 0<br>HR: 1<br>SF: 0<br>SAC: 1<br>DP: 0<br>HBP: 0 | | | | | | |

| PITCHER | | IP | WLS | BF | H | R | ER | SO | BB | IBB | HBP | BLK | WP | HR | S | P | ERA | WHIP |
|---|---|---|---|---|---|---|---|---|---|---|---|---|---|---|---|---|---|---|
| 14 David Price, L<br>ERA: 2.91 | (1, 1) | 8.1 | W | 30 | 4 | 1 | 1 | 10 | 1 | 0 | 0 | 0 | 0 | 1 | 85 | 114 | 1.08 | 0.600 |
| 50 Grant Balfour, R<br>ERA: | (9, 1) | 0.2 | S | 5 | 0 | 0 | 0 | 2 | 3 | 0 | 0 | 0 | 1 | 0 | 10 | 25 | 0.00 | 4.500 |

| PITCHER | | IP | WLS | BF | H | R | ER | SO | BB | IBB | HBP | BLK | WP | HR | S | P | ERA | WHIP |
|---|---|---|---|---|---|---|---|---|---|---|---|---|---|---|---|---|---|---|

# Tampa Bay Rays @ Cincinnati Reds

Great American Ball Park, Cincinnati, OH

Fri Apr 11 2014, 7:14 PM - 10:35 PM EDT

Att. 30,502 - Cloudy - 71 F

livebaseballscorecards.com

| | |
|---|---|
| AB | 30 |
| R | 1 |
| H | 4 |
| RBI | 1 |
| BB | 4 |
| SO | 12 |
| LOB | 13 |

| Batter | 1 | 2 | 3 | 4 | 5 | 6 | 7 | 8 | 9 | AB | R | H | RBI | BB | SO | LOB |
|---|---|---|---|---|---|---|---|---|---|---|---|---|---|---|---|---|
| 7 David DeJesus, L (1, 7)<br>OBP: 0.250, SLG: 0.310 | C SI 95<br>B SI 95<br>F SI 95<br>B FS 85<br>B SI 96<br>X SI 96<br>3-2<br>F7 | | B CU 77<br>X SI 95<br>1-0<br>F8 | | | C SI 94<br>S CU 77<br>B FS 83<br>F FS 82<br>F FC 88<br>X SI 94<br>1-2<br>F8 | | B SI 92<br>S SI 93<br>X FC 88<br>1-1<br>F8 | | 4 | 0 | 0 | 0 | 0 | 0 | 1 |
| 18 Ben Zobrist, S (1, 4)<br>OBP: 0.380, SLG: 0.357 | B SI 96<br>B SI 95<br>C SI 95<br>F FC 89<br>B SI 96<br>B SI 96<br>4-2<br>BB | | X SI 95<br>0-0<br>G5-3 | | | C CU 76<br>B SI 95<br>X SI 94<br>1-1<br>3<br>1B<br>1B | | B FF 94<br>B SI 94<br>C FC 87<br>X SI 93<br>2-1<br>G4-3<br>2-3 | | 3 | 0 | 1 | 0 | 1 | 0 | 1 |
| 20 Matt Joyce, L (1, 9)<br>OBP: 0.474, SLG: 0.633<br>57 Jake McGee, L (8, 1)<br>50 Grant Balfour, R (9, 1) | C SI 95<br>B SI 94<br>1 SAFE<br>B SI 94<br>D SI 94<br>F SI 95<br>1 SAFE<br>S FC 88<br>3-3<br>K | | C FC 88<br>B SI 95<br>X SI 94<br>1-1<br>G4-3 | | | D SI 94<br>B SI 94<br>C FC 87<br>X SI 94<br>2-1<br>F9 | | B SI 93<br>C SI 94<br>B FC 86<br>B FC 87<br>S FC 86<br>F FC 86<br>S FS 81<br>3-3<br>K | | 4<br>0<br>0 | 0<br>0<br>0 | 0<br>0<br>0 | 0<br>0<br>0 | 0<br>0<br>0 | 2<br>0<br>0 | 3<br>0<br>0 |
| 3 Evan Longoria, R (1, 5)<br>OBP: 0.429, SLG: 0.488 | B SI 95<br>C FC 89<br>S FC 90<br>S CU 82<br>1-3<br>K | | | T FF 94<br>S FF 96<br>B FF 94<br>B FF 95<br>X FF 95<br>2-2<br>F9 | | D FC 90<br>S FC 88<br>X FC 88<br>1-1<br>21<br>FC3-6<br>1-2<br>1B | | | B SL 83<br>S FS 85<br>C FS 84<br>B FF 94<br>S FS 85<br>2-3<br>K | 4 | 0 | 1 | 0 | 0 | 2 | 1 |
| 21 James Loney, L (1, 3)<br>OBP: 0.273, SLG: 0.316 | | C SI 95<br>X FS 85<br>0-1<br>HR | | X SI 95<br>0-0<br>L3 | | X SI 94<br>0-0<br>FC3-6<br>1-2f | | | B SL 81<br>C SL 81<br>X SL 81<br>1-1<br>G3-1 | 4 | 1 | 1 | 1 | 0 | 0 | 2 |
| 39 Kevin Kiermaier, L (1, 8)<br>(8, 9) | | B SI 94<br>B FF 94<br>F SI 93<br>X SI 95<br>2-1<br>G4-3 | | B SI 96<br>X SI 96<br>1-0<br>G4-3 | | | C CU 77<br>S CU 78<br>S CU 78<br>0-3<br>K | | C SL 82<br>S SL 81<br>S SL 80<br>0-3<br>K | 4 | 0 | 0 | 0 | 0 | 2 | 0 |
| 11 Yunel Escobar, R (1, 6)<br>OBP: 0.209, SLG: 0.293 | | C FC 88<br>X FC 88<br>0-1<br>2B | | | S FC 87<br>X FF 95<br>0-1<br>F9 | | B CU 79<br>X FC 88<br>1-0<br>G6-3 | | | 3 | 0 | 1 | 0 | 0 | 0 | 0 |
| 24 Ryan Hanigan, R (1, 2)<br>OBP: 0.296, SLG: 0.375 | | B SI 95<br>C SI 95<br>B FC 88<br>X FC 88<br>2-1<br>G5-3 | | | B FC 88<br>C FF 95<br>C FC 88<br>X FC 87<br>1-2<br>G6-3 | | B FF 93<br>C FC 86<br>X FC 87<br>1-1<br>G5-3 | | | 3 | 0 | 0 | 0 | 0 | 0 | 1 |
| 53 Alex Cobb, R (1, 1)<br>11 Logan Forsythe, R (8, PH)<br>OBP: 0.261, SLG: 0.286<br>8 Desmond Jennings, R (8, 8)<br>OBP: 0.362, SLG: 0.475 | | B FF 94<br>X FF 95<br>1-0<br>F9 | | | C FF 94<br>X FF 95<br>0-1<br>P3 | | | B FC 87<br>S FC 86<br>B FC 88<br>C SI 93<br>X FC 87<br>2-2<br>18<br>G4-3<br>2B | | 2<br>1<br>0 | 0<br>0<br>0 | 0<br>1<br>0 | 0<br>0<br>0 | 0<br>0<br>0 | 0<br>0<br>0 | 1<br>0<br>0 |
| Inning Stats | R: 0<br>E: 0<br>K: 2<br>S: 11<br>H: 0<br>LOB: 1<br>BB: 1<br>P: 22 | R: 1<br>E: 0<br>K: 0<br>S: 9<br>H: 2<br>LOB: 1<br>BB: 0<br>P: 14 | R: 0<br>E: 0<br>K: 0<br>S: 4<br>H: 0<br>LOB: 0<br>BB: 0<br>P: 6 | R: 0<br>E: 0<br>K: 0<br>S: 5<br>H: 0<br>LOB: 0<br>BB: 0<br>P: 8 | R: 0<br>E: 0<br>K: 0<br>S: 7<br>H: 0<br>LOB: 0<br>BB: 0<br>P: 8 | R: 0<br>E: 0<br>K: 0<br>S: 12<br>H: 2<br>LOB: 2<br>BB: 0<br>P: 17 | R: 0<br>E: 0<br>K: 1<br>S: 6<br>H: 0<br>LOB: 0<br>BB: 0<br>P: 8 | R: 0<br>E: 0<br>K: 1<br>S: 11<br>H: 1<br>LOB: 1<br>BB: 0<br>P: 19 | R: 0<br>E: 0<br>K: 2<br>S: 8<br>H: 0<br>LOB: 0<br>BB: 0<br>P: 11 | 1B: 2<br>2B: 2<br>3B: 0<br>HR: 1 | SF: 0<br>SAC: 0<br>DP: 0<br>HBP: 0 | | | WP: 0<br>PB: 0<br>SB: 0<br>CS: 0 | PA: 33 | |

| PITCHER | IP | WLS | BF | H | R | ER | SO | BB | IBB | HBP | BLK | WP | HR | S | P | ERA | WHIP |
|---|---|---|---|---|---|---|---|---|---|---|---|---|---|---|---|---|---|
| 31 Alfredo Simon, R (1, 1)<br>ERA: 1.2 | 8.0 | L | 30 | 5 | 1 | 1 | 4 | 1 | 0 | 0 | 0 | 0 | 1 | 65 | 102 | 1.12 | 0.750 |
| 43 Manny Parra, L (9, 1)<br>ERA: | 1.0 | | 3 | 0 | 0 | 0 | 2 | 0 | 0 | 0 | 0 | 0 | 0 | 8 | 11 | 0.00 | 0.000 |

| PITCHER | IP | WLS | BF | H | R | ER | SO | BB | IBB | HBP | BLK | WP | HR | S | P | ERA | WHIP |
|---|---|---|---|---|---|---|---|---|---|---|---|---|---|---|---|---|---|

# TOP

## Tampa Bay Rays @ Cincinnati Reds

Great American Ball Park, Cincinnati, OH

Sat Apr 12 2014, 1:14 PM - 3:43 PM EDT

Att. 35,356 - Partly Cloudy - 72 F

livebaseballscorecards.com

| | |
|---|---|
| AB | 32 |
| R | 1 |
| H | 5 |
| RBI | 1 |
| BB | 1 |
| SO | 6 |
| LOB | 10 |

# BOTTOM

## Tampa Bay Rays @ Cincinnati Reds

Great American Ball Park, Cincinnati, OH

Sat Apr 12 2014, 1:14 PM - 3:43 PM EDT

Att. 35,356 - Partly Cloudy - 72 F

livebaseballscorecards.com

| Batter | 1 | 2 | 3 | 4 | 5 | 6 | 7 | 8 | 9 | AB | R | H | RBI | BB | SO | LOB |
|---|---|---|---|---|---|---|---|---|---|---|---|---|---|---|---|---|
| 6 Billy Hamilton, S (1, 8)<br>OBP: 0.194, SLG: 0.235 | C FF 92<br>B KC 80<br>S KC 80<br>B CH 87<br>S CH 84<br>2-3 ① K | | S KC 81<br>F CH 86<br>X KC 81<br>0-2 ③ F7 | | | X FF 93<br>0-0 ② F7 | | | C FF 92<br>C FF 93<br>X FF 93<br>0-2 ① G6-3 | 4 | 0 | 0 | 0 | 0 | 1 | 2 |
| 19 Joey Votto, L (1, 3)<br>OBP: 0.383, SLG: 0.421 | B FF 92<br>C FF 93<br>C SI 92<br>S CH 87<br>1-3 ② K | | | X KC 80<br>0-0 4 1B 2B | | B FF 92<br>C SI 93<br>X CH 89<br>1-1 ③ G4-3 | | | B FF 92<br>B FF 91<br>B FF 93<br>C FF 93<br>B FF 92<br>4-1 4 G5-4-3 BB | 3 | 0 | 1 | 0 | 1 | 1 | 1 |
| 4 Brandon Phillips, R (1, 4)<br>OBP: 0.326, SLG: 0.409 | X FF 92<br>0-0 ③ P3 | | | C CH 87<br>F SI 92<br>X KC 81<br>0-2 ① 32 CS 2-H 1B | | | C CH 86<br>X FF 93<br>0-1 ① F7 | | C FF 92<br>S SL 86<br>B FF 92<br>D SL 85<br>D SL 86<br>X SL 85<br>3-2 ②③ G5-4-3 1-2f | 4 | 0 | 1 | 0 | 0 | 0 | 1 |
| 32 Jay Bruce, L (1, 9)<br>OBP: 0.283, SLG: 0.368 | | S KC 80<br>B CH 86<br>B CH 86<br>S CH 86<br>B KC 81<br>S CH 87<br>3-3 ① K | | C FF 92<br>F SI 92<br>B SI 91<br>B SI 93<br>S CH 87<br>2-3 ②③ K 2-3 | | | B CH 87<br>C KC 80<br>C CH 87<br>B CH 87<br>X CH 86<br>2-2 ② G3 | | | 3 | 0 | 0 | 0 | 0 | 2 | 1 |
| 21 Todd Frazier, R (1, 5)<br>OBP: 0.341, SLG: 0.410 | | X FF 94<br>0-0 ② G1-3 | | | B FF 92<br>F FF 93<br>C FF 93<br>B SI 94<br>B FF 93<br>X SI 93<br>3-2 ① G6-3 | | B FF 92<br>F SI 92<br>F KC 82<br>B SI 94<br>F SI 94<br>X SI 93<br>2-2 48 FC5-4 1B | | | 3 | 0 | 1 | 0 | 0 | 0 | 0 |
| 48 Ryan Ludwick, R (1, 7)<br>OBP: 0.286, SLG: 0.344 | | B KC 80<br>X KC 81<br>1-0 ③ G6-3 | | | T FF 93<br>B CH 88<br>F KC 83<br>F SI 94<br>B KC 84<br>X CH 87<br>2-2 ② F7 | | D KC 80<br>C CH 87<br>X KC 81<br>1-1 ③ FC5-4 1-2f | | | 3 | 0 | 0 | 0 | 0 | 0 | 1 |
| 29 Brayan Peña, S (1, 2)<br>OBP: 0.400, SLG: 0.381 | | | C KC 80<br>B FF 93<br>C FF 92<br>B FF 94<br>S CH 87<br>2-3 ① K | | S KC 81<br>B CH 86<br>S CH 86<br>X SI 92<br>1-2 ③ G3 | | | B FF 97<br>F FF 97<br>B SI 98<br>X FF 97<br>2-1 ① G6-3 | | 3 | 0 | 0 | 0 | 0 | 1 | 0 |
| 2 Zack Cozart, R (1, 6)<br>OBP: 0.094, SLG: 0.097 | | | C FF 92<br>X CH 87<br>0-1 31 G4-3 2B | | | H KC 80<br>1-0 31 SH2-4 31 WP HBP | | B FF 97<br>C FF 97<br>F FF 98<br>S CU 78<br>1-3 ② K | | 2 | 0 | 1 | 0 | 0 | 1 | 0 |
| 31 Alfredo Simon, R (1, 1)<br>28 Chris Heisey, R (8, PH)<br>OBP: 0.300, SLG: 0.350<br>43 Manny Parra, L (9, 1) | | | B FF 91<br>S FF 92<br>B KC 80<br>B FF 92<br>F FF 92<br>F FF 92<br>F FF 92<br>F FF 93<br>X FF 92<br>3-2 ② G4-3 2-3 | | | 1 SAFE<br>L FF 91<br>B FF 92<br>X FF 92<br>1-1 ① SH2-4 1-3 | | B FF 98<br>B CU 76<br>B FF 95<br>C FF 96<br>X FF 96<br>3-1 ③ P4 | | 1<br>1<br>0 | 0<br>0<br>0 | 0<br>0<br>0 | 0<br>0<br>0 | 0<br>0<br>0 | 0<br>0<br>0 | 1<br>0<br>0 |

| Inning Stats | | | | | | | | | | | | | | | | | | | | |
|---|---|---|---|---|---|---|---|---|---|---|---|---|---|---|---|---|---|---|---|---|
| | R: 0<br>E: 0<br>K: 2<br>S: 7 | H: 0<br>LOB: 0<br>BB: 0<br>P: 10 | R: 0<br>E: 0<br>K: 1<br>S: 5 | H: 0<br>LOB: 0<br>BB: 0<br>P: 9 | R: 0<br>E: 0<br>K: 1<br>S: 14 | H: 1<br>LOB: 1<br>BB: 0<br>P: 19 | R: 0<br>E: 0<br>K: 1<br>S: 7 | H: 2<br>LOB: 0<br>BB: 0<br>P: 9 | R: 0<br>E: 0<br>K: 0<br>S: 10 | H: 0<br>LOB: 0<br>BB: 0<br>P: 16 | R: 0<br>E: 0<br>K: 0<br>S: 5 | H: 0<br>LOB: 1<br>BB: 0<br>P: 8 | R: 0<br>E: 0<br>K: 0<br>S: 11 | H: 1<br>LOB: 1<br>BB: 0<br>P: 16 | R: 0<br>E: 0<br>K: 1<br>S: 7 | H: 0<br>LOB: 0<br>BB: 0<br>P: 13 | R: 0<br>E: 0<br>K: 0<br>S: 7 | H: 0<br>LOB: 0<br>BB: 1<br>P: 14 |

| | |
|---|---|
| 1B: 2 | SF: 0 |
| 2B: 2 | SAC: 1 |
| 3B: 0 | DP: 1 |
| HR: 0 | HBP: 1 |

| | |
|---|---|
| WP: 1 | PA: 30 |
| PB: 0 | |
| SB: 0 | |
| CS: 1 | |

| | |
|---|---|
| AB | 27 |
| R | 0 |
| H | 4 |
| RBI | 0 |
| BB | 1 |
| SO | 6 |
| LOB | 7 |

| PITCHER | | IP | WLS | BF | H | R | ER | SO | BB | IBB | HBP | BLK | WP | HR | S | P | ERA | WHIP |
|---|---|---|---|---|---|---|---|---|---|---|---|---|---|---|---|---|---|---|
| 53 Alex Cobb, R<br>ERA: 1.89 | (1, 1) | 7.0 | W | 24 | 4 | 0 | 0 | 5 | 0 | 0 | 1 | 0 | 1 | 0 | 59 | 87 | 0.00 | 0.571 |
| 57 Jake McGee, L<br>ERA: | (8, 1) | 1.0 | H | 3 | 0 | 0 | 0 | 1 | 0 | 0 | 0 | 0 | 0 | 0 | 7 | 13 | 0.00 | 0.000 |
| 50 Grant Balfour, R<br>ERA: | (9, 1) | 1.0 | S | 3 | 0 | 0 | 0 | 0 | 1 | 0 | 0 | 0 | 0 | 0 | 7 | 14 | 0.00 | 1.000 |

| PITCHER | IP | WLS | BF | H | R | ER | SO | BB | IBB | HBP | BLK | WP | HR | S | P | ERA | WHIP |
|---|---|---|---|---|---|---|---|---|---|---|---|---|---|---|---|---|---|

| Batter | 1 | 2 | 3 | 4 | 5 | 6 | 7 | 8 | 9 | AB | R | H | RBI | BB | SO | LOB |
|---|---|---|---|---|---|---|---|---|---|---|---|---|---|---|---|---|
| 18 Ben Zobrist, S (1, 7)<br>OBP: 0.382, SLG: 0.489 | B FF 90<br>C FF 91<br>F FF 91<br>F SL 79<br>F FF 92<br>X FF 92<br>1-2 ① F7 | | 1 SAFE<br>F FF 90<br>B FF 92<br>1 SAFE<br>B SL 78<br>X FF 91<br>2-1 1-H HR | | B FF 93<br>C FF 91<br>C FF 94<br>B FF 94<br>X FF 93<br>2-2 ③ G6-3 | | C SI 94<br>F FF 90<br>F SI 94<br>F SI 94<br>D CH 85<br>B SI 94<br>F FF 92<br>X FF 94<br>2-2 2-H HR | | S FF 98<br>F FF 97<br>B FF 99<br>B FF 98<br>B FF 97<br>F FF 96<br>C FF 95<br>3-3 ② K | 5 | 2 | 2 | 4 | 0 | 1 | 3 |
| 8 Desmond Jennings, R (1, 8)<br>OBP: 0.353, SLG: 0.442<br>13 Heath Bell, R (7, 1)<br>52 Josh Lueke, R (8, 1)<br>7 David DeJesus, L (9, PH)<br>OBP: 0.273, SLG: 0.310 | C SL 79<br>X CH 85<br>0-1 ② G4-3 | | C CH 85<br>C FF 90<br>B SL 79<br>B FF 92<br>B FF 91<br>X FF 90<br>3-2 ③ G5-3 | | | B SL 78<br>B FF 90<br>B FF 90<br>C FF 89<br>B FF 91<br>4-1 9 FC6-4 BB | C SI 94<br>C SI 94<br>B SI 94<br>T SL 85<br>1-2 ② K | | B FF 96<br>B FF 96<br>B FF 96<br>C FF 93<br>B FF 92<br>4-1 1-2 BB | 3<br>0<br>0<br>0 | 0<br>0<br>0<br>0 | 0<br>0<br>0<br>0 | 0<br>0<br>0<br>1 | 1<br>0<br>0<br>0 | 1<br>0<br>0<br>0 | 0<br>0<br>0<br>0 |
| 3 Evan Longoria, R (1, 5)<br>OBP: 0.389, SLG: 0.438 | C FF 91<br>B CH 86<br>B SL 80<br>X FF 92<br>2-1 ③ G5-3 | | | F FF 92<br>F FF 91<br>S SL 80<br>0-3 ① K | | X FF 92<br>0-0 ① L8 | C SI 95<br>X SI 92<br>0-1 ③ G6-3 | | B FF 97<br>B SL 83<br>C FF 95<br>C FF 96<br>X FF 98<br>2-2 ③ G5-3 | 5 | 0 | 0 | 0 | 0 | 1 | 3 |
| 9 Wil Myers, R (1, 9)<br>OBP: 0.283, SLG: 0.279<br>(7, 8) | | F FF 90<br>B FF 93<br>X FF 92<br>1-1 ① F7 | | B FF 92<br>B CH 85<br>X FF 94<br>2-0 11 G6-4-3 1B | | S FF 90<br>X FF 90<br>0-1 ② FC6-4 11 1B 11 1B 1-2f | | S KC 74<br>X KC 73<br>0-1 ① F8 | | 4 | 0 | 1 | 0 | 0 | 0 | 1 |
| 11 Logan Forsythe, R (1, 4)<br>OBP: 0.259, SLG: 0.280 | | C FF 91<br>C CH 86<br>B FF 93<br>C FF 92<br>1-3 ② K | | S FF 93<br>1 SAFE<br>B FF 91<br>B FF 91<br>X CH 86<br>2-1 ② ③ G6-4-3 1-2f | | B FF 90<br>F CH 85<br>F CH 85<br>X FF 92<br>1-2 11 1B 1-2 1B | | C FF 89<br>S SL 81<br>X SI 88<br>0-2 ② G4-3 | | 4 | 0 | 1 | 0 | 0 | 1 | 1 |
| 11 Yunel Escobar, R (1, 6)<br>OBP: 0.255, SLG: 0.318 | | C CH 86<br>B FF 92<br>B FF 91<br>B FF 91<br>X FF 91<br>3-1 ③ P3 | | | X CH 84<br>0-0 24 BB 1B | F FF 91<br>C FF 92<br>X SL 78<br>0-2 1-2 2-3 1B | | C FF 88<br>B CH 80<br>B SI 88<br>B KC 74<br>B SI 86<br>4-1 BB | | 3 | 0 | 2 | 0 | 1 | 0 | 0 |
| 24 Ryan Hanigan, R (1, 2)<br>OBP: 0.290, SLG: 0.333 | | | C FF 88<br>F FF 91<br>B SL 79<br>S FF 93<br>1-3 ① K | | D FF 91<br>B CH 84<br>B FF 89<br>B FF 90<br>4-0 1-2 BB | B FF 92<br>C FF 92<br>B FF 92<br>X FF 91<br>2-1 ③ P3 | | B KC 72<br>B FF 89<br>C FF 88<br>X SI 87<br>2-1 ③ F9 | | 3 | 0 | 0 | 0 | 1 | 1 | 4 |
| 27 Cesár Ramos, L (1, 1)<br>47 Brandon Gomes, R (3, 1)<br>38 Jeff Beliveau, L (4, 1)<br>5 Brandon Guyer, R (5, PH)<br>OBP: 0.125, SLG: 0.250<br>40 Erik Bedard, L (5, 1)<br>20 Matt Joyce, L (7, PH)<br>OBP: 0.475, SLG: 0.613 (7, 9) | | | C FF 88<br>C FF 88<br>F SL 77<br>B FF 92<br>S FF 91<br>1-3 ② K | | C CH 86<br>S FF 92<br>B FF 92<br>S FF 92<br>1-3 ① K | | B FF 90<br>B FF 90<br>C FF 90<br>X FF 90<br>2-1 ① P3 | | C FF 97<br>B CH 86<br>B CH 86<br>B FF 98<br>B FF 97<br>4-1 7 BB BB | 1<br>0<br>0<br>1<br>0<br>1 | 0<br>0<br>0<br>0<br>0<br>0 | 0<br>0<br>0<br>0<br>0<br>0 | 0<br>0<br>0<br>0<br>0<br>1 | 1<br>0<br>0<br>0<br>1<br>0 | 0<br>0<br>0<br>1<br>0<br>0 | 0<br>0<br>0<br>2<br>0<br>0 |
| 1 Sean Rodríguez, R (1, 3)<br>OBP: 0.308, SLG: 0.545<br>21 James Loney, L (7, PH)<br>OBP: 0.283, SLG: 0.350 (7, 3) | | | B SL 78<br>B CH 86<br>B FF 92<br>B FF 89<br>4-0 18 HR BB | | F FF 90<br>F FF 92<br>S SL 78<br>0-3 ② K | | X SI 94<br>0-0 18 HR 2B | | F FF 98<br>B FF 98<br>X FF 98<br>1-1 ① L7 | 1<br>2 | 1<br>1 | 0<br>1 | 0<br>1 | 1<br>0 | 1<br>0 | 2<br>1 |

| Inning Stats | 1 | 2 | 3 | 4 | 5 | 6 | 7 | 8 | 9 |
|---|---|---|---|---|---|---|---|---|---|
| | R: 0<br>E: 0<br>K: 0<br>S: 9 | H: 0<br>LOB: 0<br>BB: 0<br>P: 12 | R: 0<br>E: 0<br>K: 1<br>S: 7 | H: 0<br>LOB: 0<br>BB: 0<br>P: 12 | R: 2<br>E: 0<br>K: 2<br>S: 12 | H: 1<br>LOB: 0<br>BB: 1<br>P: 23 | R: 0<br>E: 0<br>K: 1<br>S: 6 | H: 1<br>LOB: 0<br>BB: 0<br>P: 10 | R: 0<br>E: 0<br>K: 2<br>S: 10 | H: 1<br>LOB: 2<br>BB: 1<br>P: 17 | R: 0<br>E: 0<br>K: 0<br>S: 12 | H: 2<br>LOB: 3<br>BB: 1<br>P: 19 | R: 2<br>E: 0<br>K: 1<br>S: 14 | H: 2<br>LOB: 0<br>BB: 0<br>P: 19 | R: 0<br>E: 0<br>K: 0<br>S: 8 | H: 0<br>LOB: 1<br>BB: 1<br>P: 14 | R: 0<br>E: 0<br>K: 1<br>S: 11 | H: 0<br>LOB: 2<br>BB: 2<br>P: 25 |

| | | |

# BOTTOM

## Tampa Bay Rays @ Cincinnati Reds

Great American Ball Park, Cincinnati, OH

Sun Apr 13 2014, 1:15 PM - 4:54 PM EDT

Att. 34,307 - Partly Cloudy - 75 F

| Batter | 1 | 2 | 3 | 4 | 5 | 6 | 7 | 8 | 9 | AB | R | H | RBI | BB | SO | LOB |
|---|---|---|---|---|---|---|---|---|---|---|---|---|---|---|---|---|
| 6 Billy Hamilton, S (1, 8)<br>OBP: 0.195, SLG: 0.231 | B FF 91<br>C FF 90<br>B SL 84<br>X FF 91<br>2-1 F9 ① | | X FF 91 0-0 19 HR 1B<br>X FC 86 0-0 F8 ③ | | | X SI 88<br>0-0 G6-3 ① | C CU 82<br>B CU 82<br>B SI 92<br>C CU 81<br>B CU 81<br>F SI 91<br>X SI 91<br>3-2 F7 ③ | | | 5 | 1 | 1 | 0 | 0 | 0 | 5 |
| 19 Joey Votto, L (1, 3)<br>OBP: 0.385, SLG: 0.476 | B SL 84<br>S FF 91<br>C SL 84<br>F FF 92<br>B SL 84<br>T SL 83<br>2-2 K ② | | B FF 91<br>1 SAFE<br>X FF 92<br>1-0 1-H HR | B FF 90<br>B FC 85<br>S FF 89<br>X FC 86<br>2-1 L7 ① | | B FF 88<br>C FF 89<br>X SI 87<br>1-1 G4-3 ② | | B SI 90<br>C FF 91<br>F SI 91<br>B CU 82<br>F CU 81<br>F SI 92<br>H FF 92<br>3-2 21 FC4-6 4 1B 28 HR HBP | | 4 | 2 | 1 | 2 | 0 | 1 | 0 |
| 4 Brandon Phillips, R (1, 4)<br>OBP: 0.353, SLG: 0.429 | C FF 92<br>B FF 91<br>B FF 92<br>F FF 92<br>X SL 85<br>2-2 P3 ③ | | B FC 86<br>B FC 86<br>S FC 84<br>C FC 85<br>F FC 87<br>B SI 92<br>X FC 85<br>3-2 21 FC6-4 1B | C FC 85<br>X FF 89<br>0-1 P3 ② | | C SI 89<br>B FF 89<br>B SI 89<br>F CH 73<br>F FF 90<br>X FF 90<br>2-2 1B | | C SI 92<br>T CU 81<br>X CU 82<br>0-2 21 FC4-6 1-2 1B | | 5 | 0 | 3 | 0 | 0 | 0 | 0 |
| 21 Todd Frazier, R (1, 5)<br>OBP: 0.306, SLG: 0.364 | | B FF 90<br>F FF 90<br>X CH 86<br>1-1 P4 ① | X FC 88<br>0-0 FC6-4 32 BB 39 HR ①<br>1-2f | B CU 72<br>S FF 90<br>X SI 90<br>1-1 L1 ③ | | C FF 90<br>F FF 88<br>F FF 89<br>D CU 75<br>B CU 76<br>X FF 89<br>2-2 L3 ③ | | S FF 94<br>B FF 95<br>B SL 79<br>S SL 80<br>F FF 94<br>F SL 79<br>F FF 93<br>X SL 80<br>2-2 FC4-6 32 IBB 28 HR ①<br>1-2f<br>2-3 | | 5 | 2 | 0 | 0 | 0 | 0 | 4 |
| 32 Jay Bruce, L (1, 9)<br>OBP: 0.353, SLG: 0.410 | | B SL 84<br>B SL 84<br>B FF 91<br>B FF 92<br>4-0 39 BB 48 BB 2 2B BB | B FC 88<br>B SI 92<br>B SI 93<br>C FC 88<br>B FC 87<br>4-1 39 HR 1-2 BB | | X FF 90<br>0-0 48 E 39 SF8 2B | | C CU 82<br>B CH 84<br>C SI 92<br>B CH 83<br>B CH 83<br>D SI 92<br>4-2 39 1B 48 1B 2 FC5-2 BB | I IN 72<br>I IN 75<br>I IN 77<br>I IN 76<br>4-0 28 HR 1-2 IBB | | 1 | 4 | 1 | 0 | 4 | 0 | 0 |
| 48 Ryan Ludwick, R (1, 7)<br>OBP: 0.308, SLG: 0.343<br>63 Sam LeCure, R (8, 1)<br>28 Chris Heisey, R (8, PH)<br>OBP: 0.333, SLG: 0.524<br>46 Curtis Partch, R (9, 1) | | F FF 91<br>B FF 92<br>B FF 92<br>B FF 93<br>D FF 87<br>4-1 39 BB 2 2B 1-2 BB | S FC 88<br>S FC 88<br>D FC 90<br>S FC 89<br>1-3 K ② | C FF 89<br>S CH 74<br>B FF 90<br>F CH 74<br>X CH 75<br>1-2 F9 ①<br>2-3 | | B SI 89<br>F SI 91<br>1 SAFE<br>B CU 80<br>X SI 91<br>2-1 2 FC5-2 39 1B 1-2 1B | B FF 91<br>X SI 92<br>1-0 1-H 2-H 3-H HR | | 3<br>0<br>1<br>0 | 1<br>0<br>1<br>0 | 1<br>0<br>1<br>0 | 0<br>0<br>4<br>0 | 1<br>0<br>0<br>0 | 3<br>0<br>0<br>0 | 3<br>0<br>0<br>0 |
| 39 Devin Mesoraco, R (1, 2)<br>OBP: 0.529, SLG: 1.143 | | B SL 85<br>B CH 86<br>F FF 91<br>C CH 86<br>F SL 85<br>B SL 85<br>F SL 84<br>B FF 92<br>4-2 2 2B 52 1-2 2-3 BB | C FC 87<br>F FC 88<br>X FC 87<br>0-2 1-H 2-H HR | C CH 73<br>D CH 74<br>D CU 74<br>X CH 72<br>2-1 SF8 ②<br>3-H | | C SI 91<br>C CU 82<br>F CU 80<br>D CU 81<br>F CU 82<br>X FF 94<br>1-2 2 FC5-2 1-2 2-3 1B | C FF 94<br>C SL 78<br>F FF 95<br>B SL 78<br>S SL 78<br>1-3 K ② | | 3 | 1 | 2 | 4 | 1 | 1 | 0 |
| 2 Zack Cozart, R (1, 6)<br>OBP: 0.162, SLG: 0.171 | | B CH 86<br>F FF 92<br>X FF 93<br>1-1 52 1-3 2-H 3-H 2B | C FC 86<br>C FC 87<br>X FC 87<br>0-2 52 1B 1B | B CU 76<br>C CU 74<br>B CH 70<br>B SI 90<br>B FF 88<br>4-1 BB | | C CU 82<br>B SI 92<br>X CU 82<br>1-1 FC5-2 ①<br>1-2<br>2-3<br>3-Hf | B FF 94<br>B FF 94<br>B FF 94<br>C FF 93<br>X FF 93<br>3-1 P6 ③ | | 4 | 0 | 2 | 2 | 1 | 0 | 3 |
| 52 Tony Cingrani, L (1, 1)<br>OBP: 0.333, SLG: 0.333<br>58 Nick Christiani, R (7, 1)<br>15 Roger Bernadina, L (7, PH)<br>OBP: 0.250, SLG: 0.154<br>(8, 7) | | B FF 92<br>C FF 91<br>B FF 90<br>F FF 92<br>F FF 91<br>X FF 91<br>2-2 FC6-2-4-3-2 ②③<br>2-H<br>3-H | L SI 91<br>D FC 88<br>B FF 91<br>S FC 86<br>X FS 83<br>2-2 1-2 1B | C FF 89<br>B FC 86<br>C SI 89<br>F SI 90<br>F CU 77<br>X FF 91<br>1-2 F7 ③ | | C CU 82<br>B CU 80<br>B CU 80<br>S CU 81<br>D CU 81<br>S CU 81<br>3-3 K ② | | | 3<br>0<br>1 | 0<br>0<br>0 | 1<br>0<br>0 | 0<br>0<br>0 | 0<br>0<br>1 | 0<br>0<br>1 | 3<br>0<br>3 |
| Inning Stats | R: 0<br>E: 0<br>K: 1<br>S: 9<br>H: 0<br>LOB: 0<br>BB: 0<br>P: 15 | R: 2<br>E: 0<br>K: 0<br>S: 13<br>H: 1<br>LOB: 1<br>BB: 3<br>P: 29 | R: 5<br>E: 0<br>K: 1<br>S: 21<br>H: 6<br>LOB: 2<br>BB: 1<br>P: 32 | R: 0<br>E: 0<br>K: 0<br>S: 6<br>H: 0<br>LOB: 0<br>BB: 0<br>P: 9 | R: 1<br>E: 1<br>K: 0<br>S: 13<br>H: 1<br>LOB: 1<br>BB: 1<br>P: 21 | R: 0<br>E: 0<br>K: 0<br>S: 11<br>H: 1<br>LOB: 1<br>BB: 0<br>P: 16 | R: 0<br>E: 0<br>K: 1<br>S: 18<br>H: 2<br>LOB: 3<br>BB: 1<br>P: 32 | R: 4<br>E: 0<br>K: 1<br>S: 20<br>H: 2<br>LOB: 0<br>BB: 1<br>P: 34 | | 1B: 8<br>2B: 3<br>3B: 0<br>HR: 3<br>SF: 1<br>SAC: 0<br>DP: 1<br>HBP: 1 | | | | | | |

| | |
|---|---|
| AB | 35 |
| R | 12 |
| H | 13 |
| RBI | 12 |
| BB | 7 |
| SO | 4 |
| LOB | 21 |

livebaseballscorecards.com

| PITCHER | | IP | WLS | BF | H | R | ER | SO | BB | IBB | HBP | BLK | WP | HR | S | P | ERA | WHIP |
|---|---|---|---|---|---|---|---|---|---|---|---|---|---|---|---|---|---|---|
| 27 Cesár Ramos, L<br>ERA: 7.5 | (1, 1) | 2.0 | L | 11 | 3 | 4 | 4 | 1 | 3 | 0 | 0 | 0 | 0 | 1 | 24 | 47 | 18.00 | 3.000 |
| 47 Brandon Gomes, R<br>ERA: 5.79 | (3, 1) | 1.0 | | 8 | 4 | 3 | 3 | 1 | 1 | 0 | 0 | 0 | 0 | 1 | 19 | 29 | 27.00 | 5.000 |
| 38 Jeff Beliveau, L<br>ERA: | (4, 1) | 1.0 | | 3 | 0 | 0 | 0 | 0 | 0 | 0 | 0 | 0 | 0 | 0 | 6 | 9 | 0.00 | 0.000 |
| 40 Erik Bedard, L<br>ERA: | (5, 1) | 2.0 | | 9 | 2 | 1 | 0 | 0 | 1 | 0 | 0 | 0 | 0 | 0 | 24 | 37 | 0.00 | 1.500 |
| 13 Heath Bell, R<br>ERA: 5.4 | (7, 1) | 1.0 | | 8 | 3 | 2 | 2 | 1 | 1 | 0 | 1 | 0 | 0 | 0 | 25 | 42 | 18.00 | 4.000 |

| PITCHER | | IP | WLS | BF | H | R | ER | SO | BB | IBB | HBP | BLK | WP | HR | S | P | ERA | WHIP |
|---|---|---|---|---|---|---|---|---|---|---|---|---|---|---|---|---|---|---|
| 52 Josh Lueke, R<br>ERA: 6.35 | (8, 1) | 1.0 | | 5 | 1 | 2 | 2 | 1 | 0 | 1 | 0 | 0 | 0 | 1 | 13 | 24 | 18.00 | 1.000 |

| Batter | 1 | 2 | 3 | 4 | 5 | 6 | 7 | 8 | 9 | AB | R | H | RBI | BB | SO | LOB |
|---|---|---|---|---|---|---|---|---|---|---|---|---|---|---|---|---|
| 18 Ben Zobrist, S (1, 4)<br>OBP: 0.390, SLG: 0.480 | B FF 93<br>B FF 92<br>X FF 93<br>2-0<br>G5-3 | | | B FF 92<br>B CU 74<br>B FF 93<br>C FF 93<br>X SI 92<br>3-1<br>G4-3 | | B CH 83<br>C FF 91<br>B CU 76<br>B CH 84<br>C FF 92<br>B FF 92<br>4-2<br>8<br>1B<br>3<br>1B<br>BB | | C FF 92<br>B FF 91<br>S CH 82<br>B FF 94<br>X CH 82<br>2-2<br>7<br>G4-6-3<br>1B | | 3 | 1 | 1 | 0 | 1 | 0 | 0 |
| 8 Desmond Jennings, R (1, 8)<br>OBP: 0.364, SLG: 0.435 | C FF 92<br>B CU 76<br>B FF 93<br>B FF 92<br>X FF 92<br>3-1<br>L4 | | | B CU 75<br>B CH 82<br>B FF 92<br>B FF 92<br>4-0<br>BB | | F FF 92<br>B FF 92<br>B SI 92<br>S FF 92<br>B CH 83<br>X FF 91<br>3-2<br>3<br>1B<br>1-2<br>1B | | F FF 91<br>B FF 93<br>F FF 90<br>D CU 81<br>S FF 93<br>2-3<br>K | | 3 | 0 | 1 | 0 | 1 | 1 | 1 |
| 11 Logan Forsythe, R (1, 10)<br>OBP: 0.233, SLG: 0.250<br>7 David DeJesus, L (8, PH)<br>OBP: 0.265, SLG: 0.300<br>(8, 10) | X FF 93<br>0-0<br>G6-3 | | | C FF 92<br>B SL 82<br>C SI 91<br>X SL 83<br>1-2<br>F7 | | S FF 91<br>S SL 84<br>B SI 92<br>S FF 92<br>1-3<br>K | | B FF 93<br>B FF 92<br>C FF 89<br>X FF 91<br>2-1<br>G4-6-3<br>1-2f | | 3<br>1 | 0<br>0 | 0<br>0 | 0<br>0 | 0<br>0 | 1<br>0 | 3<br>1 |
| 3 Evan Longoria, R (1, 5)<br>OBP: 0.379, SLG: 0.423 | | B FF 92<br>F CH 83<br>B CH 85<br>F FF 91<br>B FF 92<br>X FF 92<br>3-2<br>G6-3 | | C SL 82<br>B FF 93<br>F FF 92<br>S FF 94<br>1-3<br>K | | X CU 75<br>0-0<br>1-3<br>2-H<br>1B | | | F SL 78<br>F SI 85<br>C SL 78<br>0-3<br>K | 4 | 0 | 1 | 1 | 0 | 2 | 1 |
| 9 Wil Myers, R (1, 9)<br>OBP: 0.280, SLG: 0.261 | | S FF 92<br>C SI 93<br>F FF 93<br>S SL 84<br>0-3<br>K | | | B CH 84<br>S CH 83<br>B FF 93<br>F FF 92<br>X CU 74<br>2-2<br>P3 | B SI 90<br>X FF 91<br>1-0<br>L8 | | | B SI 85<br>B SL 78<br>B SL 78<br>B SI 87<br>4-0<br>21<br>G4-6-3<br>BB | 3 | 0 | 0 | 0 | 1 | 1 | 2 |
| 21 James Loney, L (1, 3)<br>OBP: 0.300, SLG: 0.386 | | X FF 93<br>0-0<br>G4-3 | | | C FF 94<br>X SL 86<br>0-1<br>2B | | C CU 74<br>B FF 91<br>B SI 91<br>X FF 91<br>2-1<br>1B | | B SI 85<br>C SL 78<br>X SI 86<br>1-1<br>G4-6-3<br>1-2f | 4 | 0 | 2 | 0 | 0 | 0 | 1 |
| 5 Brandon Guyer, R (1, 7)<br>OBP: 0.182, SLG: 0.273<br>28 José Molina, R (7, 2)<br>OBP: 0.067, SLG: 0.067 | | | B FF 91<br>X FF 90<br>1-0<br>L8 | | B CH 82<br>C SI 93<br>F SI 92<br>F FF 93<br>B CU 76<br>X SI 92<br>2-2<br>11<br>G4-6-3<br>1B | | C FF 92<br>F FF 91<br>D CU 74<br>F FF 90<br>B FF 91<br>B FF 91<br>X FF 91<br>3-2<br>F7 | | | 3<br>0 | 0<br>0 | 1<br>0 | 0<br>0 | 0<br>0 | 0<br>0 | 1<br>0 |
| 11 Yunel Escobar, R (1, 6)<br>OBP: 0.240, SLG: 0.298 | | | C SI 92<br>B FF 93<br>S FF 92<br>X FF 92<br>1-2<br>G1-3 | | C FF 93<br>X FF 94<br>0-1<br>G4-6-3<br>1-2f | | B FF 91<br>X FC 90<br>1-0<br>F7 | | | 3 | 0 | 0 | 0 | 0 | 0 | 3 |
| 24 Ryan Hanigan, R (1, 2)<br>OBP: 0.273, SLG: 0.310<br>20 Matt Joyce, L (7, PH)<br>OBP: 0.463, SLG: 0.594<br>(7, 7) | | | C FF 93<br>B FF 92<br>B CU 71<br>B CH 86<br>C FF 92<br>X FF 93<br>3-2<br>G4-3 | | | C CU 74<br>S CH 84<br>B CH 84<br>B FF 92<br>S FF 92<br>2-3<br>K | C FF 91<br>B FF 93<br>B FF 90<br>F FF 91<br>X CH 83<br>2-2<br>G1-3 | | | 2<br>1 | 0<br>0 | 0<br>0 | 0<br>0 | 0<br>0 | 1<br>0 | 0<br>1 |
| Inning Stats | R: 0<br>E: 0<br>K: 0<br>S: 4<br>H: 0<br>LOB: 0<br>BB: 0<br>P: 9 | R: 0<br>E: 0<br>K: 1<br>S: 8<br>H: 0<br>LOB: 0<br>BB: 0<br>P: 11 | R: 0<br>E: 0<br>K: 0<br>S: 7<br>H: 0<br>LOB: 0<br>BB: 0<br>P: 12 | R: 0<br>E: 0<br>K: 1<br>S: 8<br>H: 0<br>LOB: 1<br>BB: 1<br>P: 17 | R: 0<br>E: 0<br>K: 0<br>S: 11<br>H: 2<br>LOB: 1<br>BB: 0<br>P: 15 | R: 1<br>E: 0<br>K: 2<br>S: 13<br>H: 2<br>LOB: 2<br>BB: 1<br>P: 24 | R: 0<br>E: 0<br>K: 0<br>S: 10<br>H: 1<br>LOB: 1<br>BB: 0<br>P: 18 | R: 0<br>E: 0<br>K: 1<br>S: 8<br>H: 1<br>LOB: 0<br>BB: 0<br>P: 14 | R: 0<br>E: 0<br>K: 1<br>S: 5<br>H: 0<br>LOB: 0<br>BB: 1<br>P: 10 | 1B: 5<br>2B: 1<br>3B: 0<br>HR: 0<br>SF: 0<br>SAC: 0<br>DP: 3<br>HBP: 0 | | | | | | |

| PITCHER | | IP | WLS | BF | H | R | ER | SO | BB | IBB | HBP | BLK | WP | HR | S | P | ERA | WHIP |
|---|---|---|---|---|---|---|---|---|---|---|---|---|---|---|---|---|---|---|
| 16 Wei-Yin Chen, L<br>ERA: 4.76 | (1, 1) | 6.1 | W | 25 | 5 | 1 | 1 | 4 | 2 | 0 | 0 | 0 | 0 | 0 | 57 | 99 | 1.42 | 1.105 |
| 47 Evan Meek, R<br>ERA: | (7, 1) | 1.2 | | 5 | 1 | 0 | 0 | 1 | 0 | 0 | 0 | 0 | 0 | 0 | 12 | 21 | 0.00 | 0.600 |
| 56 Darren O'Day, R<br>ERA: | (9, 1) | 1.0 | | 3 | 0 | 0 | 0 | 1 | 1 | 0 | 0 | 0 | 0 | 0 | 5 | 10 | 0.00 | 1.000 |

| PITCHER | IP | WLS | BF | H | R | ER | SO | BB | IBB | HBP | BLK | WP | HR | S | P | ERA | WHIP |
|---|---|---|---|---|---|---|---|---|---|---|---|---|---|---|---|---|---|

# TOP

# Tampa Bay Rays @ Baltimore Orioles

## Oriole Park at Camden Yards, Baltimore, MD

Mon Apr 14 2014, 7:07 PM - 9:52 PM EDT

Att. 15,799 - Clear - 75 F

livebaseballscorecards.com

| | |
|---|---|
| AB | 30 |
| R | 1 |
| H | 6 |
| RBI | 1 |
| BB | 3 |
| SO | 6 |
| LOB | 14 |

| | | | |
|---|---|---|---|
| 1B: 5 | SF: 0 | WP: 0 | PA: 33 |
| 2B: 1 | SAC: 0 | PB: 0 | |
| 3B: 0 | DP: 3 | SB: 0 | |
| HR: 0 | HBP: 0 | CS: 0 | |

# Tampa Bay Rays @ Baltimore Orioles

Oriole Park at Camden Yards, Baltimore, MD

Mon Apr 14 2014, 7:07 PM - 9:52 PM EDT

Att. 15,799 - Clear - 75 F

livebaseballscorecards.com

BOTTOM

| Batter | 1 | 2 | 3 | 4 | 5 | 6 | 7 | 8 | 9 | AB | R | H | RBI | BB | SO | LOB |
|---|---|---|---|---|---|---|---|---|---|---|---|---|---|---|---|---|
| 21 Nick Markakis, L (1, 9)<br>OBP: 0.254, SLG: 0.298 | C FF 93<br>C SI 95<br>X FF 94<br>0-2 F7 ① | C FF 93<br>B SI 94<br>C SI 94<br>C SI 95<br>1-3 K ② | D SL 81<br>X CH 84<br>1-0 F7 ③ | | F CH 84<br>C SI 93<br>B SI 95<br>X SI 94<br>1-2 G4-3 ③ | | | X SI 91<br>0-0 F8 ② | | 5 | 0 | 0 | 0 | 0 | 1 | 5 |
| 23 Nelson Cruz, R (1, 10)<br>OBP: 0.353, SLG: 0.489 | C FF 94<br>X FF 95<br>0-1 10 FC6-4 32 1B 19 BB 1B | D SL 86<br>C SL 85<br>D SL 86<br>S SL 87<br>1 SAFE<br>D SI 95<br>X SL 86<br>3-2 19 2B 1-H 2B | | C FF 92<br>B FF 94<br>F FF 92<br>X SL 87<br>1-2 G6-3 ① | | C CH 79<br>B SL 84<br>C FF 93<br>T FF 94<br>1-2 K ① | | D SI 91<br>T SI 91<br>X FF 90<br>1-1 FC5-4 ③ 1-2f | | 5 | 2 | 2 | 1 | 0 | 1 | 1 |
| 19 Chris Davis, L (1, 3)<br>OBP: 0.364, SLG: 0.435 | C FF 93<br>D FF 91<br>B FF 94<br>S SL 87<br>D SL 88<br>D SI 95<br>4-2 10 FC6-4 1-2 BB | X SI 94<br>0-0 2-H 2B | | S SL 86<br>F SL 87<br>B FF 94<br>C SI 94<br>1-3 K ② | | B CH 79<br>X CH 80<br>1-0 F8 ② | | | | 3 | 0 | 1 | 1 | 1 | 1 | 0 |
| 10 Adam Jones, R (1, 8)<br>OBP: 0.278, SLG: 0.380 | S SI 95<br>S SL 89<br>B SI 96<br>B SL 88<br>X SL 87<br>2-2 FC6-4 32 1B ② 1-2f 2-3 | F SL 86<br>B SI 95<br>F FF 96<br>F SI 97<br>S SI 96<br>1-3 K ③ | | B FF 94<br>F FF 93<br>B SI 93<br>F SL 84<br>S SL 86<br>2-3 K ③ | | B FF 94<br>S CH 81<br>S FF 94<br>X FF 94<br>1-2 F9 ③ | | | | 4 | 0 | 0 | 0 | 0 | 2 | 3 |
| 32 Matt Wieters, S (1, 2)<br>OBP: 0.400, SLG: 0.634 | X FF 94<br>0-0 1-2 3-H 1B | | X SI 92<br>0-0 2 2B 2B | | C CH 81<br>X SI 93<br>0-1 12 FC4-6 3 1B 2 1B 1B | | C SI 92<br>X FF 91<br>0-1 F9 ① | | | 4 | 2 | 3 | 1 | 0 | 0 | 0 |
| 9 David Lough, L (1, 7)<br>OBP: 0.200, SLG: 0.214 | B SI 94<br>B FF 94<br>C SL 87<br>D SL 88<br>C SL 88<br>F SL 88<br>X SL 89<br>3-2 G3 ③ | | X FF 91<br>0-0 B2-3 ① | | C SL 82<br>B FF 92<br>F SL 84<br>S SL 85<br>1-3 K ① | | X FF 93<br>0-0 F7 ② | | | 4 | 0 | 0 | 0 | 0 | 1 | 4 |
| 2 J.J. Hardy, R (1, 6)<br>OBP: 0.310, SLG: 0.357 | | C FF 91<br>F FF 93<br>X FF 94<br>0-2 12 G4-3 3 1B 2B | B FF 93<br>B FF 93<br>C SL 85<br>X SL 84<br>2-1 12 1B 2-H 2B | | B SI 94<br>B FF 92<br>C FF 92<br>X SL 86<br>2-1 12 FC4-6 1-2 1B | | B SI 93<br>B SI 93<br>F FF 94<br>C SI 92<br>S FS 82<br>2-3 K ③ | | | 4 | 2 | 3 | 1 | 0 | 1 | 0 |
| 12 Steve Lombardozzi, S (1, 4)<br>OBP: 0.311, SLG: 0.341 | | L SL 86<br>C FF 94<br>F SL 86<br>X SL 87<br>0-2 G4-3 ① 2-3 | X FF 92<br>0-0 2-H 1B | | B SL 84<br>X SI 92<br>1-0 FC4-6 ② 3 1B 1-2f 2-3 | | | X FF 91<br>0-0 3 FC5-6 1B | | 4 | 0 | 2 | 1 | 0 | 0 | 3 |
| 3 Ryan Flaherty, L (1, 5)<br>OBP: 0.231, SLG: 0.243 | | B FF 94<br>S SL 86<br>F FF 94<br>X SL 87<br>1-2 23 2B 3-H 1B | S SL 87<br>C FF 94<br>F SL 87<br>S SI 93<br>0-3 K ② | | C SI 92<br>X SL 85<br>0-1 1-2 3-H 1B | | | X SI 90<br>0-0 FC5-6 ① 23 FC5-4 1-2f | | 4 | 1 | 2 | 2 | 0 | 1 | 2 |
| Inning Stats | R: 1 E: 0 K: 0 S: 15 H: 2 LOB: 2 BB: 1 P: 24 | R: 3 E: 0 K: 2 S: 21 H: 4 LOB: 1 BB: 0 P: 27 | R: 2 E: 0 K: 1 S: 10 H: 3 LOB: 1 BB: 0 P: 13 | R: 0 E: 0 K: 2 S: 9 H: 0 LOB: 0 BB: 0 P: 13 | R: 1 E: 0 K: 1 S: 13 H: 3 LOB: 2 BB: 0 P: 18 | R: 0 E: 0 K: 1 S: 7 H: 0 LOB: 0 BB: 0 P: 10 | R: 0 E: 0 K: 1 S: 6 H: 0 LOB: 0 BB: 0 P: 8 | R: 0 E: 0 K: 0 S: 5 H: 1 LOB: 1 BB: 0 P: 6 | | 1B: 8<br>2B: 5<br>3B: 0<br>HR: 0 | SF: 0<br>SAC: 0<br>DP: 0<br>HBP: 0 | | WP: 0<br>PB: 0<br>SB: 0<br>CS: 0 | PA: 38 | | |

| | AB | 37 |
|---|---|---|
| | R | 7 |
| | H | 13 |
| | RBI | 7 |
| | BB | 1 |
| | SO | 8 |
| | LOB | 18 |

| PITCHER | | IP | WLS | BF | H | R | ER | SO | BB | IBB | HBP | BLK | WP | HR | S | P | ERA | WHIP |
|---|---|---|---|---|---|---|---|---|---|---|---|---|---|---|---|---|---|---|
| 22 Chris Archer, R<br>ERA: 4.5 | (1, 1) | 5.0 | L | 28 | 12 | 7 | 7 | 6 | 1 | 0 | 0 | 0 | 0 | 0 | 68 | 95 | 12.60 | 2.600 |
| 26 Brad Boxberger, R<br>ERA: | (6, 1) | 1.0 | | 3 | 0 | 0 | 0 | 1 | 0 | 0 | 0 | 0 | 0 | 0 | 7 | 10 | 0.00 | 0.000 |
| 52 Josh Lueke, R<br>ERA: 4.7 | (7, 1) | 2.0 | | 7 | 1 | 0 | 0 | 1 | 0 | 0 | 0 | 0 | 0 | 0 | 11 | 14 | 0.00 | 0.500 |

| PITCHER | IP | WLS | BF | H | R | ER | SO | BB | IBB | HBP | BLK | WP | HR | S | P | ERA | WHIP |
|---|---|---|---|---|---|---|---|---|---|---|---|---|---|---|---|---|---|

| Batter | 1 | 2 | 3 | 4 | 5 | 6 | 7 | 8 | 9 | AB | R | H | RBI | BB | SO | LOB |
|---|---|---|---|---|---|---|---|---|---|---|---|---|---|---|---|---|
| 18 Ben Zobrist, S (1, 4) (7, 7)<br>OBP: 0.397, SLG: 0.472 | C SI 89<br>B CU 74<br>S CH 82<br>X FF 90<br>1-2<br>P3 | | B CU 76<br>B SI 90<br>B FF 91<br>B SI 91<br>4-0<br>BB | | B CH 83<br>X SI 91<br>1-0<br>1B | | S SI 94<br>B SI 95<br>B SI 94<br>X SI 94<br>2-1<br>FC5-2<br>1-2<br>2-3<br>3-Hf | | | 3 | 0 | 1 | 0 | 1 | 0 | 3 |
| 9 Wil Myers, R (1, 9)<br>OBP: 0.259, SLG: 0.240 | S FF 90<br>S SL 83<br>B FF 90<br>B CH 85<br>T FF 90<br>2-2<br>K | | C SL 82<br>X SI 91<br>0-1<br>F9 | | B FF 90<br>F SL 81<br>C FF 90<br>S CH 83<br>1-3<br>K | | S SI 94<br>B SI 94<br>F SI 94<br>B SI 95<br>F SI 95<br>S SI 95<br>2-3<br>K | | | 4 | 0 | 0 | 0 | 0 | 3 | 5 |
| 20 Matt Joyce, L (1, 10)<br>OBP: 0.444, SLG: 0.583 | B CU 74<br>B SI 91<br>B FF 90<br>C FF 90<br>C FF 91<br>X SI 91<br>3-2<br>2B | | F SI 90<br>D CH 83<br>S CH 83<br>B FF 90<br>F FF 91<br>B CH 84<br>S CH 83<br>3-3<br>K | | | S SI 92<br>B SI 94<br>C SI 92<br>S SL 83<br>1-3<br>K | | C SL 80<br>X SI 92<br>0-1<br>G3 | | 4 | 0 | 1 | 0 | 0 | 2 | 1 |
| 3 Evan Longoria, R (1, 5)<br>OBP: 0.355, SLG: 0.393 | B SL 82<br>B SL 83<br>B FF 89<br>C FF 90<br>C SL 84<br>F FF 90<br>X FF 91<br>3-2<br>G6-3 | | | F FF 89<br>B FF 90<br>C FF 90<br>S CH 84<br>1-3<br>K | | B SI 94<br>C SI 93<br>X SI 93<br>1-1<br>G5-3 | | X SI 92<br>0-0<br>G6-3 | | 4 | 0 | 0 | 0 | 0 | 1 | 1 |
| 21 James Loney, L (1, 3)<br>OBP: 0.296, SLG: 0.362 | | F FF 88<br>X SI 90<br>0-1<br>F7 | | B CU 75<br>F CH 83<br>B CH 83<br>B CH 81<br>B SI 90<br>4-1<br>7<br>L9-6<br>8<br>WP<br>BB | | B SI 93<br>S SI 94<br>B SI 94<br>B SI 94<br>C SI 94<br>X SI 94<br>3-2<br>G4-3 | | B SI 93<br>F SI 93<br>C SL 82<br>B SI 94<br>X SI 93<br>2-2<br>G3 | | 3 | 0 | 0 | 0 | 1 | 0 | 0 |
| 8 Desmond Jennings, R (1, 8)<br>OBP: 0.390, SLG: 0.449 | | B FF 91<br>B FF 90<br>F FF 90<br>B FF 91<br>C CU 80<br>F FF 90<br>F FF 91<br>F SL 83<br>F SL 84<br>4-2<br>D SL 81<br>BB | | C SI 90<br>F FF 89<br>B FF 90<br>B FF 91<br>X CU 77<br>2-2<br>1-2<br>1B | | | C SI 91<br>S SI 92<br>X SI 93<br>0-2<br>G1-3 | | C FF 95<br>X CU 82<br>0-1<br>11<br>FC6-4<br>1B | 3 | 0 | 2 | 0 | 1 | 0 | 0 |
| 7 David DeJesus, L (1, 7)<br>OBP: 0.250, SLG: 0.281<br>11 Logan Forsythe, R (7, PH)<br>OBP: 0.250, SLG: 0.241<br>(7, 4) | | C FF 89<br>B CH 81<br>1 SAFE<br>F CH 82<br>X FF 91<br>1-2<br>F9 | | D CH 82<br>C SI 90<br>C CU 74<br>X CH 82<br>1-2<br>L9-6<br>2-2 | | | B<br>B SI 92<br>C SI 92<br>F SI 93<br>B SI 93<br>B SI 94<br>4-2<br>28<br>1B<br>11<br>1B<br>18<br>FC5-2<br>BB | | C FF 95<br>X FC 91<br>0-1<br>FC6-4<br>5<br>DI<br>1-2f | 2<br>1 | 0<br>0 | 0<br>0 | 0<br>0 | 0<br>1 | 0<br>0 | 3<br>1 |
| 11 Yunel Escobar, R (1, 6)<br>OBP: 0.241, SLG: 0.294 | | 1 SAFE<br>S FF 89<br>F FF 90<br>B SI 91<br>1 SAFE<br>F SI 92<br>F CU 80<br>X FF 91<br>1-2<br>F8 | | | X FF 90<br>0-0<br>F7 | | X SI 95<br>0-0<br>18<br>FC5-2<br>28<br>1B<br>1-2<br>1B | | B FF 94<br>X FC 90<br>1-0<br>F9 | 4 | 0 | 1 | 0 | 0 | 0 | 2 |
| 28 José Molina, R (1, 2)<br>OBP: 0.111, SLG: 0.111<br>5 Brandon Guyer, R (9, PH)<br>OBP: 0.167, SLG: 0.250 | | | C FF 89<br>B SL 82<br>F FF 89<br>F CH 84<br>F FF 90<br>S CU 77<br>1-3<br>K | | F FF 90<br>B FF 89<br>B CU 74<br>C FF 89<br>F FF 90<br>F CU 75<br>B FF 90<br>F FF 89<br>F FF 90<br>3-3<br>C CU 75 | | X SI 94<br>0-0<br>18<br>FC5-2<br>1-2<br>2-3<br>1B | | F FF 96<br>S FF 95<br>B FF 97<br>F FF 97<br>F CU 84<br>B FF 96<br>S FF 96<br>2-3<br>K<br>1-2 | 3<br>1 | 0<br>0 | 1<br>0 | 0<br>0 | 0<br>0 | 2<br>1 | 0<br>1 |
| Inning Stats | R: 0 H: 1<br>E: 0 LOB: 1<br>K: 1 BB: 0<br>S: 13 P: 22 | R: 0 H: 0<br>E: 0 LOB: 1<br>K: 0 BB: 1<br>S: 16 P: 22 | R: 0 H: 0<br>E: 0 LOB: 1<br>K: 2 BB: 1<br>S: 11 P: 19 | R: 0 H: 1<br>E: 0 LOB: 1<br>K: 1 BB: 1<br>S: 10 P: 18 | R: 0 H: 1<br>E: 0 LOB: 1<br>K: 2 BB: 0<br>S: 12 P: 17 | R: 0 H: 0<br>E: 0 LOB: 0<br>K: 1 BB: 0<br>S: 8 P: 13 | R: 0 H: 2<br>E: 0 LOB: 3<br>K: 1 BB: 1<br>S: 13 P: 21 | R: 0 H: 0<br>E: 0 LOB: 0<br>K: 0 BB: 0<br>S: 6 P: 8 | R: 0 H: 1<br>E: 0 LOB: 1<br>K: 1 BB: 0<br>S: 10 P: 13 | 1B: 5 SF: 0<br>2B: 2 SAC: 0<br>3B: 0 DP: 1<br>HR: 0 HBP: 0 | | | | | | |

| PITCHER | | IP | WLS | BF | H | R | ER | SO | BB | IBB | HBP | BLK | WP | HR | S | P | ERA | WHIP |
|---|---|---|---|---|---|---|---|---|---|---|---|---|---|---|---|---|---|---|
| 50 Miguel González, R<br>ERA: 6.28 | (1, 1) | 5.0 | W | 20 | 3 | 0 | 0 | 6 | 3 | 0 | 0 | 0 | 1 | 0 | 62 | 98 | 0.00 | 1.200 |
| 53 Zack Britton, L<br>ERA: | (6, 1) | 3.0 | H | 12 | 2 | 0 | 0 | 2 | 1 | 0 | 0 | 0 | 0 | 0 | 27 | 42 | 0.00 | 1.000 |
| 29 Tommy Hunter, R<br>ERA: 3.6 | (9, 1) | 1.0 | S | 4 | 1 | 0 | 0 | 1 | 0 | 0 | 0 | 0 | 0 | 0 | 10 | 13 | 0.00 | 1.000 |

| PITCHER | IP | WLS | BF | H | R | ER | SO | BB | IBB | HBP | BLK | WP | HR | S | P | ERA | WHIP |
|---|---|---|---|---|---|---|---|---|---|---|---|---|---|---|---|---|---|

# TOP

# Tampa Bay Rays @ Baltimore Orioles

## Oriole Park at Camden Yards, Baltimore, MD

Wed Apr 16 2014, 12:37 PM - 3:29 PM EDT

Att. 22,611 - Sunny - 39 F

livebaseballscorecards.com

| | |
|---|---|
| AB | 32 |
| R | 0 |
| H | 6 |
| RBI | 0 |
| BB | 4 |
| SO | 9 |
| LOB | 17 |




WP: 1 PA: 36
PB: 0
SB: 0
CS: 0

# Tampa Bay Rays @ Baltimore Orioles

Oriole Park at Camden Yards, Baltimore, MD

Wed Apr 16 2014, 12:37 PM - 3:29 PM EDT

Att. 22,611 - Sunny - 39 F

livebaseballscorecards.com

## BOTTOM

| Batter | 1 | 2 | 3 | 4 | 5 | 6 | 7 | 8 | 9 | AB | R | H | RBI | BB | SO | LOB |
|---|---|---|---|---|---|---|---|---|---|---|---|---|---|---|---|---|
| 21 Nick Markakis, L (1, 9)<br>OBP: 0.270, SLG: 0.311 | B FF 89<br>B SI 90<br>F FF 90<br>C FF 90<br>F FF 90<br>X FS 86<br>2-2 1B | | F SI 91<br>C CU 70<br>X FF 89<br>0-2 ③ F7 | | C FF 90<br>X FF 90<br>0-1 10 1B 19 BB 1-2 1B | | X CU 74<br>0-0 ① G4-3 | | | 4 | 0 | 2 | 0 | 0 | 0 | 0 |
| 23 Nelson Cruz, R (1, 7)<br>OBP: 0.345, SLG: 0.458 | C FF 90<br>D FF 89<br>X FF 89<br>1-1 ① P5 | | | B FF 89<br>B SL 79<br>F FF 88<br>B FF 88<br>F FS 83<br>F FF 90<br>F FF 90<br>B FF 90<br>4-2 10 1B 32 SF8 19 1B BB | F SL 82<br>C FC 84<br>X FF 88<br>0-2 ② P3 | | B FF 86<br>X FF 86<br>1-0 ② P3 | | | 3 | 1 | 0 | 0 | 1 | 0 | 3 |
| 19 Chris Davis, L (1, 3)<br>OBP: 0.390, SLG: 0.438 | B SI 90<br>S FF 89<br>C FF 89<br>C FF 89<br>1-3 ② K | | | X FS 84<br>0-0 32 SF8 2 G1-3 10 1B 1-2 1B | B FF 89<br>C FS 85<br>B FF 89<br>D FF 88<br>C FS 84<br>B FF 91<br>4-2 10 1B 1-2 2-3 BB | | B FF 87<br>F FS 78<br>S FS 78<br>H FF 87<br>2-2 10 S HBP | | | 2 | 1 | 1 | 0 | 1 | 1 | 1 |
| 10 Adam Jones, R (1, 10)<br>OBP: 0.293, SLG: 0.389 | C FF 90<br>B FF 88<br>1 SAFE<br>F FF 88<br>S FF 90<br>1-3 ③ K | | | X FF 87<br>0-0 2 G1-3 32 SF8 1-2 2-3 1B | X FS 84<br>0-0 1-2 2-3 3-H 1B | | S FS 76<br>B FF 87<br>F FS 78<br>S FS 77<br>1-3 ③ K 1-2 | | | 4 | 0 | 2 | 1 | 0 | 2 | 2 |
| 32 Matt Wieters, S (1, 2)<br>OBP: 0.367, SLG: 0.591 | | B FF 88<br>C FS 82<br>B FF 88<br>C FF 89<br>D CU 72<br>X FS 86<br>3-2 ① F8 | | S FF 90<br>F FF 90<br>B FF 90<br>F FF 90<br>B FF 91<br>F FF 91<br>X SI 91<br>2-2 ① SF8 1-2 2-3 3-H | S FF 90<br>B FF 90<br>S FF 90<br>X SI 90<br>1-2 ③ F8 | | | B FC 86<br>F FC 87<br>F FS 81<br>S FC 87<br>1-3 ① K | | 3 | 0 | 0 | 1 | 0 | 1 | 3 |
| 2 J.J. Hardy, R (1, 6)<br>OBP: 0.273, SLG: 0.313 | | B FF 90<br>X FF 90<br>1-0 ② F9 | | C SI 91<br>B FF 92<br>X FC 84<br>1-1 ② G1-3 2-3 3-H | | B FF 92<br>C FF 91<br>B SL 84<br>C FF 91<br>F FF 93<br>S CH 80<br>2-3 ① K | | C SI 91<br>X FC 87<br>0-1 ② L7 | | 4 | 0 | 0 | 1 | 0 | 1 | 1 |
| 9 David Lough, L (1, 8)<br>OBP: 0.176, SLG: 0.188 | | C FS 84<br>F FS 85<br>F FF 90<br>B FS 86<br>B FF 90<br>B FS 85<br>X FS 86<br>3-2 ③ P4 | | D FS 86<br>F SI 91<br>B FF 90<br>F FS 86<br>B FF 91<br>F FF 90<br>C SI 90<br>3-3 ③ K | | B CU 75<br>B FF 92<br>B CH 79<br>C FF 92<br>X FF 92<br>3-1 ② F9 | | B FC 87<br>F FC 86<br>B FC 86<br>X FC 86<br>2-1 ③ G4-3 | | 4 | 0 | 0 | 0 | 0 | 1 | 1 |
| 12 Steve Lombardozzi, S (1, 4)<br>OBP: 0.313, SLG: 0.340 | | | C FS 82<br>B FS 84<br>B FS 82<br>F FF 90<br>F FF 90<br>C FF 88<br>2-3 ① K | | C FS 83<br>B CU 69<br>X FS 84<br>1-1 ① L7 | B CH 81<br>X FF 92<br>1-0 3 E 3 S 1B | | | | 3 | 0 | 1 | 0 | 0 | 1 | 0 |
| 3 Ryan Flaherty, L (1, 5)<br>OBP: 0.238, SLG: 0.231 | | | B FS 84<br>B FF 89<br>F SI 90<br>X FS 85<br>2-1 ② G1-3 | | B FF 90<br>B FC 85<br>B FS 83<br>B FF 89<br>4-0 19 BB 21 1B 10 1B BB | B FF 93<br>1 SAFE<br>1 SAFE<br>S FF 92<br>B FF 92<br>X CH 81<br>2-1 ③ L7 1-3 | | | | 2 | 1 | 0 | 0 | 1 | 0 | 1 |
| Inning Stats | R: 0<br>E: 0<br>K: 2<br>S: 12<br>H: 1<br>LOB: 1<br>BB: 0<br>P: 17 | R: 0<br>E: 0<br>K: 0<br>S: 8<br>H: 0<br>LOB: 0<br>BB: 0<br>P: 15 | R: 0<br>E: 0<br>K: 1<br>S: 9<br>H: 0<br>LOB: 0<br>BB: 0<br>P: 13 | R: 2<br>E: 0<br>K: 1<br>S: 17<br>H: 2<br>LOB: 1<br>BB: 1<br>P: 27 | R: 1<br>E: 0<br>K: 0<br>S: 13<br>H: 2<br>LOB: 3<br>BB: 2<br>P: 23 | R: 0<br>E: 0<br>K: 1<br>S: 9<br>H: 1<br>LOB: 1<br>BB: 0<br>P: 17 | R: 0<br>E: 0<br>K: 1<br>S: 7<br>H: 0<br>LOB: 1<br>BB: 0<br>P: 11 | R: 0<br>E: 0<br>K: 1<br>S: 7<br>H: 0<br>LOB: 0<br>BB: 0<br>P: 10 | | 1B: 6<br>2B: 0<br>3B: 0<br>HR: 0<br>SF: 1<br>SAC: 0<br>DP: 0<br>HBP: 1 | | | | WP: 0<br>PB: 0<br>SB: 2<br>CS: 0<br>PA: 34 | |

| | AB | 29 |
|---|---|---|
| | R | 3 |
| | H | 6 |
| | RBI | 3 |
| | BB | 3 |
| | SO | 7 |
| | LOB | 12 |

| PITCHER | | IP | WLS | BF | H | R | ER | SO | BB | IBB | HBP | BLK | WP | HR | S | P | ERA | WHIP |
|---|---|---|---|---|---|---|---|---|---|---|---|---|---|---|---|---|---|---|
| 23 Jake Odorizzi, R<br>ERA: 5.63 | (1, 1) | 5.0 | L | 23 | 5 | 3 | 3 | 4 | 3 | 0 | 0 | 0 | 0 | 0 | 59 | 95 | 5.40 | 1.600 |
| 26 Brad Boxberger, R<br>ERA: | (6, 1) | 1.0 | | 4 | 1 | 0 | 0 | 1 | 0 | 0 | 0 | 0 | 0 | 0 | 9 | 17 | 0.00 | 1.000 |
| 62 Joel Peralta, R<br>ERA: 4.15 | (7, 1) | 1.0 | | 4 | 0 | 0 | 0 | 1 | 0 | 0 | 1 | 0 | 0 | 0 | 7 | 11 | 0.00 | 0.000 |
| 47 Brandon Gomes, R<br>ERA: 4.76 | (8, 1) | 1.0 | | 3 | 0 | 0 | 0 | 1 | 0 | 0 | 0 | 0 | 0 | 0 | 7 | 10 | 0.00 | 0.000 |

| PITCHER | IP | WLS | BF | H | R | ER | SO | BB | IBB | HBP | BLK | WP | HR | S | P | ERA | WHIP |
|---|---|---|---|---|---|---|---|---|---|---|---|---|---|---|---|---|---|

# New York Yankees @ Tampa Bay Rays

Tropicana Field, St. Petersburg, FL

Thu Apr 17 2014, 7:14 PM - 10:25 PM EDT

Att. 28,085 - Dome - 72 F

TOP

livebaseballscorecards.com

| Batter | 1 | 2 | 3 | 4 | 5 | 6 | 7 | 8 | 9 | AB | R | H | RBI | BB | SO | LOB |
|---|---|---|---|---|---|---|---|---|---|---|---|---|---|---|---|---|
| 22 Jacoby Ellsbury, L (1, 8)<br>OBP: 0.419, SLG: 0.491 | C SI 90<br>F SI 91<br>B SI 92<br>F CH 84<br>X SI 93<br>1-2<br>2 BB<br>34 1B<br>1B | F SI 92<br>B SI 92<br>X SI 93<br>1-1<br>2 1B<br>3-H<br>3B | | X FC 85<br>0-0<br>G6-3<br>③ | | X CH 83<br>0-0<br>SF7<br>②<br>3-H | | S FF 89<br>C FF 88<br>B FS 80<br>X FS 80<br>1-2<br>G3<br>① | | 4 | 2 | 2 | 2 | 0 | 0 | 0 |
| 2 Derek Jeter, R (1, 6)<br>OBP: 0.380, SLG: 0.364<br>45 Dean Anna, L (9, 6)<br>OBP: 0.190, SLG: 0.368 | B SI 92<br>1 SAFE<br>1 SAFE<br>B CH 84<br>B SI 92<br>C SI 92<br>1 SAFE<br>B SI 92<br>4-1<br>34 1B<br>1-2<br>BB | S FF 91<br>S SI 92<br>B SI 93<br>X FC 87<br>1-2<br>36 G6-4-3<br>3-H<br>1B | | | F SI 89<br>B SI 91<br>C KC 79<br>B FC 86<br>B SI 92<br>X CH 84<br>3-2<br>G6-3<br>① | C CU 82<br>B SI 92<br>C FF 91<br>X FF 94<br>1-2<br>2B | | C FF 90<br>B FF 90<br>X FF 90<br>1-1<br>G4-3<br>② | | 4<br>0 | 0<br>0 | 2<br>0 | 1<br>0 | 1<br>0 | 0<br>0 | 0<br>0 |
| 36 Carlos Beltrán, S (1, 9)<br>OBP: 0.339, SLG: 0.614<br>11 Brett Gardner, L (8, 7)<br>OBP: 0.345, SLG: 0.377 | X SI 92<br>0-0<br>F9<br>① | C SI 92<br>B SI 93<br>X KC 78<br>1-2<br>G6-4-3<br>②<br>③<br>1-2f | | | S SI 91<br>B FC 84<br>S CH 83<br>B SI 92<br>F SI 93<br>B SI 93<br>C SI 93<br>3-3<br>②<br>K | F SI 91<br>X CH 82<br>0-1<br>G4-3<br>③ | | C FF 90<br>B SI 90<br>F FF 91<br>B FS 81<br>X SI 91<br>2-2<br>G3<br>③ | | 5<br>0 | 0<br>0 | 0<br>0 | 0<br>0 | 0<br>0 | 1<br>0 | 4<br>0 |
| 12 Alfonso Soriano, R (1, 10)<br>OBP: 0.295, SLG: 0.500 | D FF 93<br>D CH 84<br>S CH 83<br>F CH 85<br>S SI 92<br>2-3<br>K<br>② | | C SI 91<br>X KC 78<br>0-1<br>1B | | F SI 94<br>X CH 85<br>0-1<br>HR | | C SI 91<br>B SI 92<br>X SI 89<br>1-1<br>G1-3<br>① | | F FF 90<br>B FF 91<br>F FF 91<br>B SL 84<br>F FF 90<br>B FF 90<br>X FF 92<br>3-2<br>26 PB<br>26 HR<br>1B | 5 | 2 | 3 | 1 | 0 | 1 | 2 |
| 34 Brian McCann, L (1, 2)<br>OBP: 0.255, SLG: 0.415 | X SI 92<br>0-0<br>1-3<br>2-H<br>1B | | C SI 92<br>C KC 79<br>F SI 93<br>X SI 93<br>0-2<br>F9<br>① | | C FC 84<br>B KC 80<br>X FC 84<br>1-1<br>HR | | B SI 91<br>X CU 80<br>1-0<br>E6<br>26 1B<br>14 1B | | B SI 90<br>B SI 91<br>S SL 83<br>D FF 91<br>X FC 89<br>3-1<br>F7<br>① | 5 | 2 | 2 | 2 | 0 | 0 | 2 |
| 26 Yangervis Solarte, S (1, 5)<br>OBP: 0.448, SLG: 0.569 | B CH 84<br>S CH 84<br>S SI 93<br>B CH 84<br>F SI 93<br>S CH 84<br>2-3<br>K<br>③ | | F SI 92<br>F SI 93<br>F SI 93<br>F SI 94<br>F FC 88<br>1 SAFE<br>S CH 84<br>0-3<br>K<br>② | | C SI 92<br>B KC 78<br>X CH 83<br>1-1<br>2B | | C CU 82<br>F CH 81<br>F CU 80<br>B SI 91<br>X CU 80<br>1-2<br>14 1B<br>1-2<br>1B | | C CU 82<br>B SL 84<br>B FC 89<br>X SL 83<br>2-1<br>1-H<br>HR | 5 | 1 | 3 | 2 | 0 | 2 | 3 |
| 24 Scott Sizemore, R (1, 3)<br>OBP: 0.333, SLG: 0.444<br>33 Kelly Johnson, L (7, PH)<br>OBP: 0.294, SLG: 0.511 (7, 3) | | C SI 90<br>B SI 91<br>C FC 85<br>X CH 83<br>1-2<br>14 3B<br>2B | B CH 84<br>1 SAFE<br>B SI 92<br>F CH 84<br>S FF 92<br>B SI 93<br>C FC 87<br>3-3<br>③<br>K | | S SI 91<br>B SI 91<br>F SI 92<br>S SI 94<br>1-3<br>③<br>K | | B FF 91<br>C CH 81<br>C SI 91<br>S SI 90<br>1-3<br>②<br>K | | F FF 90<br>X FF 90<br>0-1<br>F8<br>② | 3<br>2 | 1<br>0 | 1<br>0 | 0<br>0 | 0<br>0 | 2<br>1 | 2<br>2 |
| 14 Brian Roberts, S (1, 4)<br>OBP: 0.333, SLG: 0.278 | | C CH 83<br>S FC 86<br>B FC 85<br>X CH 84<br>1-2<br>22 3B<br>2-H<br>3B | | B SI 89<br>X SI 90<br>1-0<br>F7<br>① | | B SI 92<br>B CH 83<br>F SI 90<br>X SI 92<br>2-1<br>31 G6-3<br>22 SF7<br>2B | X SI 91<br>0-0<br>1-2<br>2-H<br>1B | | B SL 84<br>F SL 84<br>B CU 80<br>B FF 91<br>F FF 90<br>X FF 90<br>3-2<br>G4-3<br>③ | 5 | 2 | 3 | 2 | 0 | 0 | 0 |
| 31 Ichiro Suzuki, L (1, 7)<br>OBP: 0.370, SLG: 0.407 (8, 9) | | X SI 92<br>0-0<br>G3<br>① | | C KC 78<br>C SI 90<br>B SI 92<br>B SI 92<br>X SI 93<br>2-2<br>G1-3<br>② | | C CH 84<br>B FF 92<br>B SI 92<br>F CH 83<br>B SI 91<br>F CH 81<br>X FF 92<br>3-2<br>G6-3<br>①<br>2-3 | B SI 90<br>C SI 90<br>S FS 81<br>F SI 91<br>C FS 82<br>1-3<br>K<br>③ | | | 4 | 0 | 0 | 0 | 0 | 1 | 4 |
| Inning Stats | R: 1<br>E: 0<br>K: 2<br>S: 14<br>H: 2<br>LOB: 2<br>BB: 1<br>P: 23 | R: 3<br>E: 0<br>K: 0<br>S: 15<br>H: 4<br>LOB: 0<br>BB: 0<br>P: 20 | R: 0<br>E: 0<br>K: 2<br>S: 15<br>H: 1<br>LOB: 1<br>BB: 0<br>P: 18 | R: 0<br>E: 0<br>K: 0<br>S: 5<br>H: 0<br>LOB: 0<br>BB: 0<br>P: 8 | R: 2<br>E: 0<br>K: 2<br>S: 16<br>H: 3<br>LOB: 1<br>BB: 0<br>P: 25 | R: 1<br>E: 0<br>K: 0<br>S: 12<br>H: 2<br>LOB: 1<br>BB: 0<br>P: 18 | R: 1<br>E: 1<br>K: 2<br>S: 15<br>H: 2<br>LOB: 2<br>BB: 0<br>P: 20 | R: 0<br>E: 0<br>K: 0<br>S: 8<br>H: 0<br>LOB: 0<br>BB: 0<br>P: 12 | R: 2<br>E: 0<br>K: 0<br>S: 13<br>H: 2<br>LOB: 0<br>BB: 0<br>P: 24 | 1B: 7<br>2B: 4<br>3B: 2<br>HR: 3<br>SF: 1<br>SAC: 0<br>DP: 1<br>HBP: 0 | WP: 0<br>PB: 1<br>SB: 0<br>CS: 0<br>PA: 44 | | | | | |

| | AB | 42 |
|---|---|---|
| | R | 10 |
| | H | 16 |
| | RBI | 10 |
| | BB | 1 |
| | SO | 8 |
| | LOB | 19 |

| PITCHER | | IP | WLS | BF | H | R | ER | SO | BB | IBB | HBP | BLK | WP | HR | S | P | ERA | WHIP |
|---|---|---|---|---|---|---|---|---|---|---|---|---|---|---|---|---|---|---|
| 14 David Price, L<br>ERA: 4.39 | (1, 1) | 5.0 | L | 25 | 10 | 6 | 6 | 6 | 1 | 0 | 0 | 0 | 0 | 2 | 65 | 94 | 10.80 | 2.200 |
| 13 Heath Bell, R<br>ERA: 5.4 | (6, 1) | 1.2 | | 9 | 3 | 2 | 1 | 1 | 0 | 0 | 0 | 0 | 0 | 0 | 22 | 32 | 5.40 | 1.800 |
| 52 Josh Lueke, R<br>ERA: 4.0 | (7, 1) | 1.1 | | 5 | 1 | 0 | 0 | 1 | 0 | 0 | 0 | 0 | 0 | 0 | 13 | 18 | 0.00 | 0.750 |
| 50 Grant Balfour, R<br>ERA: 3.18 | (9, 1) | 1.0 | | 5 | 2 | 2 | 2 | 0 | 0 | 0 | 0 | 0 | 0 | 1 | 13 | 24 | 18.00 | 2.000 |

| PITCHER | IP | WLS | BF | H | R | ER | SO | BB | IBB | HBP | BLK | WP | HR | S | P | ERA | WHIP |
|---|---|---|---|---|---|---|---|---|---|---|---|---|---|---|---|---|---|

# BOTTOM

## New York Yankees @ Tampa Bay Rays

Tropicana Field, St. Petersburg, FL

Thu Apr 17 2014, 7:14 PM - 10:25 PM EDT

Att. 28,085 - Dome - 72 F

livebaseballscorecards.com

| Batter | 1 | 2 | 3 | 4 | 5 | 6 | 7 | 8 | 9 | AB | R | H | RBI | BB | SO | LOB |
|---|---|---|---|---|---|---|---|---|---|---|---|---|---|---|---|---|
| 18 Ben Zobrist, S (1, 4)<br>OBP: 0.388, SLG: 0.446 | C SI 87<br>C CH 83<br>X CH 83<br>0-2 ①<br>G5-3 | | B FF 89<br>B SI 87<br>B FF 88<br>C FF 89<br>F FF 88<br>B SI 88<br>4-2<br>1-2<br>BB | | F SI 89<br>C SI 88<br>S SI 88<br>0-3 ③<br>K | | B CH 83<br>C SI 87<br>X SL 81<br>1-1 ③<br>F7 | | | 3 | 0 | 0 | 0 | 1 | 1 | 2 |
| 8 Desmond Jennings, R (1, 10)<br>OBP: 0.381, SLG: 0.423 | T SI 86<br>S SI 88<br>S SI 87<br>0-3 ②<br>K | | C SL 81<br>B CH 84<br>F SI 88<br>T SL 81<br>1-2 ③<br>K | | | B SL 81<br>F FF 88<br>T SI 87<br>C SI 88<br>1-3 ①<br>K | | B FF 93<br>B FF 94<br>B FF 94<br>C FF 94<br>B FF 95<br>4-1<br>9<br>BB | | 3 | 0 | 0 | 0 | 1 | 3 | 2 |
| 11 Logan Forsythe, R (1, 7)<br>OBP: 0.250, SLG: 0.242 (9, 3) | B SI 87<br>C SI 87<br>F CH 83<br>F FF 89<br>C SI 88<br>1-3 ③<br>K | | | C SL 79<br>F SI 89<br>F FF 88<br>B SI 88<br>X SI 89<br>1-2<br>9<br>G6-4-3<br>3<br>E<br>1<br>PB<br>1B | | C FF 89<br>B CH 83<br>X FF 88<br>1-1 ②<br>F8 | | C FF 95<br>B KC 83<br>C KC 82<br>C KC 82<br>1-3 ①<br>K | | 4 | 1 | 1 | 0 | 0 | 2 | 1 |
| 3 Evan Longoria, R (1, 5)<br>OBP: 0.364, SLG: 0.417 | | B FF 88<br>C SI 86<br>F SI 87<br>B SL 80<br>F SI 88<br>X FF 89<br>2-2<br>1<br>G5-4-3<br>2B | | C SI 87<br>D SL 80<br>X CH 83<br>1-1<br>E4<br>9<br>G6-4-3<br>1-2 | | B FF 88<br>B SL 79<br>C FF 88<br>X SL 80<br>2-1<br>1B | | B FF 94<br>B FF 94<br>B KC 83<br>C FF 93<br>X FF 94<br>3-1 ②<br>F9 | | 4 | 0 | 2 | 0 | 0 | 0 | 2 |
| 9 Wil Myers, R (1, 9)<br>OBP: 0.276, SLG: 0.231 | | B CH 80<br>B SL 80<br>C FF 88<br>S FF 88<br>B CH 82<br>B FF 89<br>4-2<br>1<br>G5-4-3<br>BB | | B CH 82<br>C FF 88<br>B SL 80<br>X FF 89<br>2-1 ①②<br>G6-4-3<br>1-2f<br>2-3 | | X FF 88<br>0-0 ③<br>L7 | | B KC 82<br>B KC 83<br>B FF 95<br>C FF 94<br>B FF 95<br>4-1<br>1-2<br>BB | | 2 | 0 | 0 | 0 | 2 | 0 | 3 |
| 1 Sean Rodríguez, R (1, 3)<br>OBP: 0.313, SLG: 0.714<br>20 Matt Joyce, L (8, PH)<br>OBP: 0.435, SLG: 0.568 (9, 7) | | X FF 88<br>0-0 ①②③<br>G5-4-3<br>1-2f<br>2-3f | | C SL 82<br>B CH 84<br>B CH 86<br>C FF 90<br>X SI 89<br>2-2 ③<br>F9<br>3-H | | | X FF 87<br>0-0<br>HR | C KC 82<br>B KC 83<br>F FF 96<br>B SV 84<br>F SV 85<br>B KC 85<br>C KC 82<br>3-3 ③<br>K | | 3<br>1 | 1<br>0 | 1<br>0 | 1<br>0 | 0<br>0 | 0<br>1 | 2<br>2 |
| 5 Brandon Guyer, R (1, 8)<br>OBP: 0.125, SLG: 0.188 | | | X SI 87<br>0-0 ①<br>G5-3 | | C FF 88<br>B SI 86<br>C SI 88<br>C SI 89<br>1-3 ①<br>K | | C CU 78<br>B CH 81<br>B SI 86<br>S CH 82<br>B SI 88<br>X SI 88<br>3-2 ①<br>P4 | | C FF 91<br>F FF 95<br>S KC 82<br>0-3 ①<br>K | 4 | 0 | 0 | 0 | 0 | 2 | 0 |
| 11 Yunel Escobar, R (1, 6)<br>OBP: 0.259, SLG: 0.327 | | | B SI 89<br>B FF 89<br>X SI 88<br>2-0 ②<br>G6-3 | | C SL 80<br>S CH 82<br>F SI 89<br>B CH 85<br>B CH 83<br>F SL 80<br>B SI 89<br>X FF 89<br>3-2<br>28<br>G1-3<br>2B | | F SI 88<br>X SL 80<br>0-1<br>28<br>G1-3<br>1B | | X FF 94<br>0-0 ②<br>F8 | 4 | 0 | 2 | 0 | 0 | 0 | 0 |
| 28 José Molina, R (1, 2)<br>OBP: 0.136, SLG: 0.136 | | | C SL 80<br>S SI 87<br>B SL 81<br>X SI 88<br>1-2<br>18<br>BB<br>1B | | C SL 81<br>S CH 83<br>B FF 89<br>B FF 89<br>F SL 80<br>F SI 88<br>X CH 83<br>2-2 ②<br>G1-3<br>2-3 | | S CH 82<br>X SI 87<br>0-1 ②<br>G1-3<br>1-2 | | X FF 91<br>0-0 ③<br>L4 | 4 | 0 | 1 | 0 | 0 | 0 | 2 |
| Inning Stats | R: 0<br>E: 0<br>K: 2<br>S: 10<br>H: 0<br>LOB: 0<br>BB: 0<br>P: 11 | R: 0<br>E: 0<br>K: 0<br>S: 7<br>H: 1<br>LOB: 0<br>BB: 1<br>P: 13 | R: 0<br>E: 0<br>K: 1<br>S: 10<br>H: 1<br>LOB: 2<br>BB: 1<br>P: 18 | R: 1<br>E: 1<br>K: 0<br>S: 11<br>H: 1<br>LOB: 0<br>BB: 0<br>P: 17 | R: 0<br>E: 0<br>K: 2<br>S: 16<br>H: 1<br>LOB: 1<br>BB: 0<br>P: 22 | R: 0<br>E: 0<br>K: 1<br>S: 8<br>H: 1<br>LOB: 1<br>BB: 0<br>P: 12 | R: 1<br>E: 0<br>K: 0<br>S: 10<br>H: 2<br>LOB: 1<br>BB: 0<br>P: 14 | R: 0<br>E: 0<br>K: 2<br>S: 11<br>H: 0<br>LOB: 2<br>BB: 2<br>P: 26 | R: 0<br>E: 0<br>K: 1<br>S: 5<br>H: 0<br>LOB: 0<br>BB: 0<br>P: 5 | 1B: 4<br>2B: 2<br>3B: 1<br>HR: 1 | SF: 0<br>SAC: 0<br>DP: 1<br>HBP: 0 | WP: 0<br>PB: 1<br>SB: 0<br>CS: 0 | PA: 36 | | | |

| | AB | 32 |
|---|---|---|
| | R | 2 |
| | H | 7 |
| | RBI | 1 |
| | BB | 4 |
| | SO | 9 |
| | LOB | 16 |

| PITCHER | | IP | WLS | BF | H | R | ER | SO | BB | IBB | HBP | BLK | WP | HR | S | P | ERA | WHIP |
|---|---|---|---|---|---|---|---|---|---|---|---|---|---|---|---|---|---|---|
| 52 CC Sabathia, L<br>ERA: 5.19 | (1, 1) | 7.0 | W | 28 | 7 | 2 | 1 | 6 | 2 | 0 | 0 | 0 | 0 | 1 | 72 | 107 | 1.29 | 1.286 |
| 68 Dellin Betances, R<br>ERA: | (8, 1) | 2.0 | | 8 | 0 | 0 | 0 | 3 | 2 | 0 | 0 | 0 | 0 | 0 | 16 | 31 | 0.00 | 1.000 |

| PITCHER | IP | WLS | BF | H | R | ER | SO | BB | IBB | HBP | BLK | WP | HR | S | P | ERA | WHIP |
|---|---|---|---|---|---|---|---|---|---|---|---|---|---|---|---|---|---|

| Batter | 1 | 2 | 3 | 4 | 5 | 6 | 7 | 8 | 9 | AB | R | H | RBI | BB | SO | LOB |
|---|---|---|---|---|---|---|---|---|---|---|---|---|---|---|---|---|
| 11 Brett Gardner, L (1, 7)<br>OBP: 0.317, SLG: 0.345 | C SI 89<br>B FF 89<br>C CU 75<br>B CU 75<br>F FF 90<br>X SI 90<br>2-2 F8 ① | B FF 88<br>B SI 89<br>S FS 81<br>F FF 90<br>B FS 80<br>X CU 74<br>3-2 FC4-6 2 G5-4-3 ①<br>1-2f<br>3-H | | C CU 75<br>F FF 88<br>F FF 88<br>B FS 75<br>C SI 89<br>1-3 K ② | | C SI 93<br>B SI 95<br>F FF 95<br>B FF 96<br>B SI 96<br>X FF 95<br>3-2 F8 ③ | | | C SI 90<br>X FC 87<br>0-1 P6 ① | 5 | 0 | 0 | 1 | 0 | 1 | 3 |
| 2 Derek Jeter, R (1, 6)<br>OBP: 0.364, SLG: 0.347 | B SI 90<br>X CH 73<br>1-0 1B | B FF 88<br>B CU 76<br>S SI 88<br>1 SAFE<br>B SI 88<br>X FF 85<br>3-1 G5-4-3 ②③<br>1-2f | | F SL 82<br>C FF 92<br>S FC 93<br>0-3 K ③ | | | X FF 93<br>0-0 G6-3 ① | | C SI 92<br>F SI 91<br>B FC 89<br>B FS 83<br>C FC 86<br>2-3 K ② | 5 | 0 | 1 | 0 | 0 | 2 | 3 |
| 22 Jacoby Ellsbury, L (1, 8)<br>OBP: 0.418, SLG: 0.483 | D CU 76<br>C FF 90<br>T FF 90<br>B FF 90<br>C CU 75<br>2-3 K ② | | F FF 86<br>X CU 75<br>0-1 1B | | C FF 90<br>S CH 78<br>X FF 93<br>0-2 F7 ① | | B SI 96<br>C SI 94<br>X FF 97<br>1-1 12 S 12 1B 1B | | C SI 92<br>F FC 88<br>B FS 84<br>S FC 90<br>1-3 K ③ | 5 | 1 | 2 | 0 | 0 | 2 | 1 |
| 12 Alfonso Soriano, R (1, 10)<br>OBP: 0.308, SLG: 0.492 | F FF 90<br>B FF 89<br>C SI 89<br>D CU 75<br>X CU 76<br>2-2 P4 ③ | | B FF 88<br>X CH 72<br>1-0 F8 ① | | C CH 80<br>B SL 86<br>S SL 84<br>B FC 93<br>B FC 92<br>B FC 90<br>4-2 26 BB BB | | C SI 95<br>B SI 95<br>X SI 95<br>1-1 1-H 1B | | | 3 | 0 | 1 | 1 | 1 | 0 | 2 |
| 34 Brian McCann, L (1, 2)<br>OBP: 0.254, SLG: 0.404 | | C CU 75<br>F SI 87<br>F FF 88<br>X SI 88<br>0-2 33 FC3 26 1B 24 2B 1B | S FF 89<br>B FF 88<br>D CH 72<br>B CH 75<br>X FF 87<br>3-1 F7 ② | | C CH 80<br>X CH 78<br>0-1 F9 ② | | C SI 96<br>B CU 78<br>X SI 96<br>1-1 F7 ② | | | 4 | 1 | 1 | 0 | 0 | 0 | 3 |
| 26 Yangervis Solarte, S (1, 4)<br>(8, 5)<br>OBP: 0.452, SLG: 0.556 | | B CH 74<br>B FF 89<br>F CU 74<br>B FS 75<br>X FF 88<br>3-1 33 FC3 24 2B 1-2 1B | 1 SAFE<br>B FF 88<br>X FS 76<br>1-0 F7 ③ | | B FC 91<br>B CH 79<br>1 SAFE<br>B FF 90<br>B FC 91<br>4-0 1-2 BB | | S SI 97<br>B FF 96<br>C SI 96<br>B SI 96<br>F FF 96<br>F SI 96<br>X SI 96<br>2-2 F8 ③ | | | 3 | 1 | 1 | 0 | 1 | 0 | 2 |
| 33 Kelly Johnson, L (1, 3)<br>OBP: 0.291, SLG: 0.480 | | D CU 76<br>S FF 88<br>B FF 89<br>B FF 88<br>S FF 89<br>X FF 88<br>3-2 FC3 24 2B 1-2 2-3 | | B FF 86<br>B FS 83<br>B SI 88<br>B FF 84<br>4-0 31 E BB | X CH 79<br>0-0 F9 ③ | | | C CU 76<br>F FS 80<br>B FF 88<br>B FS 80<br>S FS 79<br>2-3 K ① | | 3 | 1 | 0 | 0 | 1 | 1 | 4 |
| 24 Scott Sizemore, R (1, 5)<br>OBP: 0.333, SLG: 0.500<br>14 Brian Roberts, S (8, PH)<br>(8, 4)<br>OBP: 0.326, SLG: 0.270 | | C CU 75<br>X CU 75<br>0-1 31 1B 11 FC4-6 2B 1-H 2-H 3-H | | B FF 86<br>C CU 73<br>F CU 74<br>C SI 88<br>1-3 K ① | | C FC 90<br>C FC 90<br>B CH 79<br>B SL 83<br>B CH 78<br>S CH 79<br>3-3 K ① | | F FF 89<br>F FS 79<br>F FS 81<br>F FS 79<br>F FF 88<br>B FF 88<br>X FS 80<br>1-2 F7 ② | | 3<br>1 | 1<br>0 | 1<br>0 | 3<br>0 | 0<br>0 | 2<br>0 | 1<br>0 |
| 31 Ichiro Suzuki, L (1, 9)<br>OBP: 0.355, SLG: 0.387 | | X FF 89<br>0-0 11 FC4-6 2-3 1B | | F FF 88<br>X CU 75<br>0-1 FC4 1-2 | | F FC 90<br>B CH 78<br>B CH 79<br>S CH 79<br>X FC 91<br>2-2 G5-3 ② | | B CU 77<br>X CU 76<br>1-0 G1-3 ③ | | 4 | 0 | 1 | 0 | 0 | 0 | 1 |
| Inning Stats | R: 0<br>E: 0<br>K: 1<br>S: 11<br>H: 1<br>LOB: 1<br>BB: 0<br>P: 18 | R: 4<br>E: 0<br>K: 0<br>S: 17<br>H: 4<br>LOB: 0<br>BB: 0<br>P: 29 | R: 0<br>E: 0<br>K: 0<br>S: 6<br>H: 1<br>LOB: 1<br>BB: 0<br>P: 11 | R: 0<br>E: 1<br>K: 3<br>S: 12<br>H: 0<br>LOB: 2<br>BB: 1<br>P: 18 | R: 0<br>E: 0<br>K: 0<br>S: 8<br>H: 0<br>LOB: 2<br>BB: 2<br>P: 16 | R: 0<br>E: 0<br>K: 1<br>S: 9<br>H: 0<br>LOB: 0<br>BB: 0<br>P: 17 | R: 1<br>E: 0<br>K: 0<br>S: 13<br>H: 2<br>LOB: 1<br>BB: 0<br>P: 18 | R: 0<br>E: 0<br>K: 1<br>S: 10<br>H: 0<br>LOB: 0<br>BB: 0<br>P: 14 | R: 0<br>E: 0<br>K: 2<br>S: 8<br>H: 0<br>LOB: 0<br>BB: 0<br>P: 11 | 1B: 7<br>2B: 1<br>3B: 0<br>HR: 0<br>SF: 0<br>SAC: 0<br>DP: 1<br>HBP: 0 | | | | | | |

| PITCHER | | IP | WLS | BF | H | R | ER | SO | BB | IBB | HBP | BLK | WP | HR | S | P | ERA | WHIP |
|---|---|---|---|---|---|---|---|---|---|---|---|---|---|---|---|---|---|---|
| 40 Erik Bedard, L<br>ERA: 6.35 | (1, 1) | 3.2 | | 19 | 6 | 4 | 4 | 3 | 1 | 0 | 0 | 0 | 0 | 0 | 43 | 73 | 9.82 | 1.909 |
| 26 Brad Boxberger, R<br>ERA: | (4, 1) | 2.0 | | 8 | 0 | 0 | 0 | 2 | 2 | 0 | 0 | 0 | 0 | 0 | 17 | 30 | 0.00 | 1.000 |
| 57 Jake McGee, L<br>ERA: 1.59 | (6, 1) | 1.1 | W | 6 | 2 | 1 | 1 | 0 | 0 | 0 | 0 | 0 | 0 | 0 | 16 | 24 | 6.75 | 1.500 |
| 62 Joel Peralta, R<br>ERA: 3.38 | (8, 1) | 1.0 | H | 3 | 0 | 0 | 0 | 1 | 0 | 0 | 0 | 0 | 0 | 0 | 10 | 14 | 0.00 | 0.000 |
| 47 Brandon Gomes, R<br>ERA: 4.05 | (9, 1) | 1.0 | | 3 | 0 | 0 | 0 | 2 | 0 | 0 | 0 | 0 | 0 | 0 | 8 | 11 | 0.00 | 0.000 |

| PITCHER | IP | WLS | BF | H | R | ER | SO | BB | IBB | HBP | BLK | WP | HR | S | P | ERA | WHIP |
|---|---|---|---|---|---|---|---|---|---|---|---|---|---|---|---|---|---|

# TOP

## New York Yankees @ Tampa Bay Rays

Tropicana Field, St. Petersburg, FL

Fri Apr 18 2014, 7:12 PM - 11:05 PM EDT

Att. 26,079 - Dome - 72 F

livebaseballscorecards.com

| | |
|---|---|
| AB | 36 |
| R | 5 |
| H | 8 |
| RBI | 5 |
| BB | 3 |
| SO | 8 |
| LOB | 20 |

WP: 0 PA: 39
PB: 0
SB: 1
CS: 0

| Batter | 1 | 2 | 3 | 4 | 5 | 6 | 7 | 8 | 9 | AB | R | H | RBI | BB | SO | LOB |
|---|---|---|---|---|---|---|---|---|---|---|---|---|---|---|---|---|
| 7 David DeJesus, L (1, 8)<br>OBP: 0.231, SLG: 0.257<br>1 Sean Rodríguez, R (7, PH)<br>OBP: 0.333, SLG: 0.875<br>(8, 7) | C SI 89<br>B FS 85<br>B CU 76<br>B SI 89<br>X FF 88<br>3-1 ①<br>G3 | | | C SI 90<br>C SI 91<br>B SI 90<br>B SI 90<br>F SI 91<br>F SI 90<br>F FS 86<br>B SI 92<br>F SI 90<br>3-2 ①<br>X SI 90<br>F8 | X SI 92<br>0-0 ③<br>F7 | | C FF 95<br>B SI 96<br>X SI 95<br>1-1 ②<br>FC6-5<br>18<br>1B<br>8<br>1B<br>2-3 | C FC 93<br>X FF 92<br>0-1<br>2-H<br>HR | | 3 0 0 0 0 0 0<br>2 2 1 2 0 0 1 | | | | | |
| 18 Ben Zobrist, S (1, 4)<br>OBP: 0.389, SLG: 0.443 | B CU 76<br>C SI 91<br>B FS 86<br>X SI 91<br>2-1 ②<br>F7 | | | B FS 85<br>C FS 86<br>B CU 77<br>B SI 91<br>X SI 90<br>3-1 ②<br>F8 | | B FF 89<br>C SI 90<br>C SI 92<br>X FS 86<br>1-2 ①<br>G4-3 | F SI 95<br>B SI 95<br>B SI 96<br>B SI 96<br>T FF 96<br>X FF 95<br>3-2<br>8<br>1B<br>21<br>1B<br>1-3<br>1B | B SI 91<br>C SI 89<br>B CH 84<br>C SL 82<br>X SL 83<br>2-2<br>5<br>WP<br>5<br>1B<br>1B | | 5 2 2 0 0 0 0 | | | | | | |
| 20 Matt Joyce, L (1, 7)<br>OBP: 0.449, SLG: 0.564<br>8 Desmond Jennings, R (7, PH)<br>OBP: 0.391, SLG: 0.434<br>5 Brandon Guyer, R (7, PR)<br>OBP: 0.176, SLG: 0.235<br>(8, 8) | B SL 83<br>B SI 91<br>X SI 91<br>2-0 ③<br>G6-3 | | | B FS 85<br>C SL 85<br>B SI 91<br>F SI 91<br>B SI 91<br>B SI 92<br>4-2<br>3<br>1B<br>21<br>2B<br>BB | | F SI 91<br>B FS 86<br>B FS 86<br>C SI 90<br>X SI 92<br>2-2<br>3<br>1B<br>9<br>1B<br>1B | B CU 78<br>C FC 92<br>C SL 84<br>X SL 85<br>1-2<br>3<br>BB<br>21<br>1B<br>1-3<br>3-H<br>1B | B SI 90<br>C SL 83<br>B SL 83<br>B SI 89<br>T SL 84<br>X SL 83<br>3-2<br>21<br>HBP<br>3<br>HBP<br>9<br>1B<br>1-H<br>1B | | 2 2 1 0 1 0 0<br>1 0 1 1 0 0 0<br>1 2 1 1 0 0 0 | | | | | | |
| 3 Evan Longoria, R (1, 5)<br>OBP: 0.408, SLG: 0.444 | | C SI 89<br>X FF 90<br>0-1<br>21<br>G6-4-3<br>1B | | B SL 84<br>C SL 82<br>X FS 85<br>1-1<br>21<br>2B<br>1-2<br>1B | | S SI 92<br>B SI 92<br>D CU 78<br>F FF 91<br>X SI 92<br>2-2<br>9<br>1B<br>1-2<br>1B | F FC 93<br>B FF 93<br>S SL 86<br>B SL 87<br>B FF 95<br>B SL 87<br>4-2<br>21<br>1B<br>1-2<br>BB | H SI 89<br>1-0<br>21<br>HBP<br>9<br>1B<br>1-2<br>HBP | | 3 2 3 0 1 0 0 | | | | | | |
| 21 James Loney, L (1, 3)<br>OBP: 0.322, SLG: 0.392 | | C CU 76<br>X SI 90<br>0-1 ①②<br>G6-4-3<br>1-2f | | B FS 87<br>X FS 86<br>1-0<br>9<br>1B<br>1-H<br>2-H<br>2B | | B SI 92<br>B CU 78<br>F SI 92<br>B SI 91<br>S SI 91<br>X SI 92<br>3-2 ②<br>F8 | B CH 83<br>C FC 93<br>C SL 84<br>X FC 93<br>1-2<br>1-3<br>2-H<br>3-H<br>1B | B SL 84<br>B SL 84<br>B SI 90<br>H SL 82<br>4-0<br>9<br>1B<br>1-2<br>2-3<br>HBP | | 4 0 2 4 0 0 3 | | | | | | |
| 9 Wil Myers, R (1, 9)<br>OBP: 0.302, SLG: 0.263 | | S CU 76<br>B FS 86<br>X SL 83<br>1-1 ③<br>F8 | | F SI 93<br>B SI 92<br>B SI 92<br>X SI 93<br>2-1<br>2-3<br>1B | | F SI 93<br>B SL 84<br>B SI 92<br>X SI 93<br>2-1<br>1-2<br>2-H<br>1B | C CU 80<br>C SL 84<br>B FF 92<br>S SL 84<br>1-3 ③<br>K | D SL 85<br>B SL 84<br>B SI 90<br>C SI 89<br>S SL 83<br>X SL 83<br>3-2<br>11<br>HBP<br>1-3<br>2-H<br>3-H<br>1B | | 5 0 3 3 0 1 2 | | | | | | |
| 11 Logan Forsythe, R (1, 10)<br>OBP: 0.268, SLG: 0.222 | | | C SI 89<br>B SI 91<br>F SI 90<br>B FS 86<br>B SL 84<br>B SI 90<br>4-2<br>11<br>G4-6-3<br>BB | C SI 92<br>F SL 84<br>1 SAFE<br>B SL 84<br>B SL 84<br>X SI 93<br>2-2 ③<br>G5-3 | | B FC 90<br>X SL 84<br>1-0 ③<br>F9 | | B FC 91<br>F FC 92<br>F FC 92<br>X FF 93<br>1-2 ①<br>F9<br>H SI 90<br>1-0<br>1-2<br>HBP | | 3 0 0 0 1 0 4 | | | | | | |
| 11 Yunel Escobar, R (1, 6)<br>OBP: 0.254, SLG: 0.317 | | | F SL 82<br>B SI 91<br>X SI 91<br>1-1 ①②<br>G4-6-3<br>1-2f | | S SL 82<br>F SI 91<br>B SL 83<br>T FF 92<br>1-2 ①<br>K | | C SL 83<br>B SL 89<br>B SL 84<br>B SL 83<br>F FC 89<br>F FC 90<br>X FC 90<br>3-2<br>1<br>24<br>FC6-5<br>L1-3<br>1B | C SL 85<br>C SL 78<br>S SL 80<br>O FF 90<br>X SL 81<br>0-2 ②<br>G5-3<br>1-2<br>G1-3 | | 5 0 1 0 0 1 4 | | | | | | |
| 24 Ryan Hanigan, R (1, 2)<br>OBP: 0.270, SLG: 0.333 | | | C SL 82<br>B SI 91<br>F SI 92<br>S SL 84<br>1-3 ③<br>K | C SI 91<br>C SI 91<br>X SI 92<br>0-2 ②<br>L7 | | | B SL 85<br>F FC 89<br>B SL 85<br>F SL 89<br>1 SAFE<br>B SL 84<br>X FC 90<br>3-2 ①<br>L1-3<br>1-2 | C SL 85<br>C SL 85<br>B FC 93<br>X FF 92<br>1-2<br>1<br>HR<br>2B | | 4 1 1 0 0 1 1 | | | | | | |
| Inning Stats | R: 0<br>E: 0<br>K: 0<br>S: 5<br>H: 0<br>LOB: 0<br>BB: 0<br>P: 12 | R: 0<br>E: 0<br>K: 0<br>S: 6<br>H: 1<br>LOB: 0<br>BB: 0<br>P: 7 | R: 0<br>E: 0<br>K: 1<br>S: 7<br>H: 0<br>LOB: 0<br>BB: 1<br>P: 13 | R: 2<br>E: 0<br>K: 0<br>S: 19<br>H: 3<br>LOB: 2<br>BB: 1<br>P: 35 | R: 0<br>E: 0<br>K: 1<br>S: 7<br>H: 0<br>LOB: 0<br>BB: 0<br>P: 8 | R: 1<br>E: 0<br>K: 0<br>S: 15<br>H: 3<br>LOB: 2<br>BB: 0<br>P: 26 | R: 3<br>E: 0<br>K: 1<br>S: 23<br>H: 4<br>LOB: 2<br>BB: 1<br>P: 40 | R: 5<br>E: 0<br>K: 0<br>S: 24<br>H: 5<br>LOB: 3<br>BB: 0<br>P: 42 | | 1B: 13<br>2B: 2<br>3B: 0<br>HR: 1<br>SF: 0<br>SAC: 0<br>DP: 2<br>HBP: 3 | | | | WP: 1<br>PB: 0<br>SB: 0<br>CS: 0<br>PA: 44 | | |

| PITCHER | | IP | WLS | BF | H | R | ER | SO | BB | IBB | HBP | BLK | WP | HR | S | P | ERA | WHIP |
|---|---|---|---|---|---|---|---|---|---|---|---|---|---|---|---|---|---|---|
| 18 Hiroki Kuroda, R<br>ERA: 4.07 | (1, 1) | 5.2 | | 24 | 7 | 3 | 3 | 2 | 2 | 0 | 0 | 0 | 0 | 0 | 58 | 99 | 4.76 | 1.588 |
| 41 David Phelps, R<br>ERA: 5.4 | (6, 1) | 0.2 | H | 3 | 1 | 1 | 1 | 0 | 0 | 0 | 0 | 0 | 0 | 0 | 8 | 15 | 13.50 | 1.500 |
| 48 Matt Thornton, L<br>ERA: 2.7 | (7, 1) | 0.1 | H | 2 | 1 | 0 | 0 | 0 | 0 | 0 | 0 | 0 | 0 | 0 | 5 | 9 | 0.00 | 3.000 |
| 43 Adam Warren, R<br>ERA: 3.38 | (7, 1) | 1.0 | L | 8 | 4 | 4 | 4 | 1 | 1 | 0 | 0 | 0 | 0 | 1 | 23 | 32 | 36.00 | 5.000 |
| 64 Cesar Cabral, L<br>ERA: 27.0 | (8, 1) | 0.0 | | 6 | 3 | 3 | 3 | 0 | 0 | 0 | 3 | 0 | 1 | 0 | 9 | 23 | ∞ | ∞ |

| PITCHER | | IP | WLS | BF | H | R | ER | SO | BB | IBB | HBP | BLK | WP | HR | S | P | ERA | WHIP |
|---|---|---|---|---|---|---|---|---|---|---|---|---|---|---|---|---|---|---|
| 27 Shawn Kelley, R<br>ERA: 2.35 | (8, 1) | 0.1 | | 1 | 0 | 0 | 0 | 0 | 0 | 0 | 0 | 0 | 0 | 0 | 3 | 5 | 0.00 | 0.000 |

# BOTTOM

## New York Yankees @ Tampa Bay Rays

Tropicana Field, St. Petersburg, FL

Fri Apr 18 2014, 7:12 PM - 11:05 PM EDT

Att. 26,079 - Dome - 72 F

livebaseballscorecards.com

| | |
|---|---|
| AB | 38 |
| R | 11 |
| H | 16 |
| RBI | 11 |
| BB | 3 |
| SO | 3 |
| LOB | 15 |

| Batter | 1 | 2 | 3 | 4 | 5 | 6 | 7 | 8 | 9 | AB | R | H | RBI | BB | SO | LOB |
|---|---|---|---|---|---|---|---|---|---|---|---|---|---|---|---|---|
| 22 Jacoby Ellsbury, L (1, 8)<br>OBP: 0.414, SLG: 0.476 | B FF 94<br>B FF 94<br>B FF 94<br>C FF 94<br>T FF 94<br>F FF 94<br>X FF 94<br>3-2<br>36<br>CS<br>1B | | | C SL 85<br>S CH 85<br>B SL 87<br>C FF 95<br>1-3 ①<br>K | | B CH 83<br>F FF 95<br>F SL 86<br>B FF 95<br>B FF 95<br>S SL 87<br>3-3 ②<br>K2-3 | | | C FF 92<br>C SL 77<br>S FS 81<br>0-3 ②<br>K2-3 | 3 | 0 | 1 | 0 | 0 | 2 | 0 |
| 24 Scott Sizemore, R (7, 3)<br>OBP: 0.308, SLG: 0.462 (8, 5) | | | | | | | | | | 1 | 0 | 0 | 0 | 0 | 1 | 0 |
| 11 Brett Gardner, L (1, 7)<br>OBP: 0.299, SLG: 0.323 (7, 8) | C FF 92<br>1 SAFE<br>B FF 93<br>B SL 86<br>C SL 87<br>C SI 94<br>2-3 ①<br>K | | | C SL 86<br>F FF 95<br>B SI 96<br>B FF 95<br>F FF 94<br>B CH 87<br>X CH 87<br>3-2 ②<br>G4-3 | | B FF 94<br>C FF 95<br>C SL 86<br>X FF 95<br>1-2 ③<br>G4-3 | | | X FF 92<br>0-0 ③<br>F7 | 4 | 0 | 0 | 0 | 0 | 1 | 1 |
| 36 Carlos Beltrán, S (1, 10)<br>OBP: 0.323, SLG: 0.583 | 1 SAFE<br>B FF 93<br>C FF 94<br>S SI 93<br>B FF 94<br>X SL 87<br>2-2 ②③<br>L9<br>1-2 | | | C FF 95<br>B FF 96<br>F FF 94<br>B FF 94<br>S FF 95<br>2-3 ③<br>K | | | B SL 83<br>S SL 84<br>X SL 83<br>1-1 ①<br>P5 | | | 3 | 0 | 0 | 0 | 0 | 1 | 1 |
| 31 Ichiro Suzuki, L (8, 9)<br>OBP: 0.355, SLG: 0.387 | | | | | | | | | | 0 | 0 | 0 | 0 | 0 | 0 | 0 |
| 34 Brian McCann, L (1, 2)<br>OBP: 0.246, SLG: 0.390 | | C SL 85<br>X FF 94<br>0-1 ①<br>L6 | | | B FF 93<br>C SI 92<br>C SL 86<br>F FF 95<br>F SL 87<br>B FF 95<br>F FF 95<br>X CH 86<br>2-2 ①<br>P2 | | C FF 91<br>B SI 94<br>F FF 92<br>B FF 94<br>X SL 85<br>2-2 ②<br>G1-3 | | | 2 | 0 | 0 | 0 | 0 | 0 | 0 |
| 66 John Ryan Murphy, R (7, PH)<br>OBP: 0.200, SLG: 0.200 (7, 2) | | | | | | | | | | 1 | 0 | 0 | 0 | 0 | 0 | 0 |
| 12 Alfonso Soriano, R (1, 9)<br>OBP: 0.309, SLG: 0.484 (8, 7) | | C SL 85<br>F SL 87<br>B FF 94<br>X FF 95<br>1-2 ②<br>G6-3 | | | X SL 85<br>0-0 ③<br>33<br>2B<br>1B | | C FF 92<br>S SL 79<br>X FF 92<br>0-2 ③<br>G5-3 | | | 3 | 1 | 1 | 0 | 0 | 0 | 0 |
| 26 Yangervis Solarte, S (1, 5)<br>OBP: 0.431, SLG: 0.526 (8, 6) | | C FF 95<br>X FF 95<br>0-1 ③<br>G1-3 | | | B FF 92<br>B FF 93<br>B FF 92<br>C FF 93<br>X FF 92<br>3-1 ②<br>P6 | | | C FF 90<br>C SL 78<br>X FF 91<br>0-2 ①<br>F8 | | 3 | 0 | 0 | 0 | 0 | 0 | 1 |
| 33 Kelly Johnson, L (1, 3)<br>OBP: 0.293, SLG: 0.491 (7, 7) (8, 3) | | | B FF 92<br>C SL 85<br>X SL 87<br>1-1 ①<br>G4-3 | | F SI 94<br>B FF 94<br>T FF 95<br>X FF 95<br>1-2<br>1-H<br>2B | | | B SL 79<br>S FF 91<br>C SL 80<br>X SL 78<br>1-2 ②<br>F9 | | 3 | 0 | 1 | 1 | 0 | 0 | 0 |
| 14 Brian Roberts, S (1, 4)<br>OBP: 0.306, SLG: 0.250 | | | X FF 93<br>0-0 ②<br>P5 | | B FF 94<br>S FF 94<br>B SL 85<br>X SL 87<br>2-1 ③<br>L9 | | | B SL 75<br>X FF 90<br>1-0 ③<br>L8 | | 3 | 0 | 0 | 0 | 0 | 0 | 1 |
| 45 Dean Anna, L (1, 6)<br>OBP: 0.167, SLG: 0.318 (8, 1) | | | C FF 94<br>C SL 86<br>B FF 96<br>B SL 87<br>X FF 94<br>2-2 ③<br>L7 | | | C FF 92<br>B FF 92<br>C SL 86<br>X SL 87<br>1-2 ①<br>G6-3 | | | F FF 91<br>B FS 79<br>S FS 80<br>S FS 79<br>1-3 ①<br>K | 3 | 0 | 0 | 0 | 0 | 1 | 0 |
| Inning Stats | R: 0<br>E: 0<br>K: 1<br>S: 10<br>H: 1<br>LOB: 0<br>BB: 0<br>P: 17 | R: 0<br>E: 0<br>K: 0<br>S: 7<br>H: 0<br>LOB: 0<br>BB: 0<br>P: 8 | R: 0<br>E: 0<br>K: 0<br>S: 6<br>H: 0<br>LOB: 0<br>BB: 0<br>P: 9 | R: 0<br>E: 0<br>K: 2<br>S: 10<br>H: 0<br>LOB: 0<br>BB: 0<br>P: 16 | R: 1<br>E: 0<br>K: 0<br>S: 14<br>H: 2<br>LOB: 1<br>BB: 0<br>P: 22 | R: 0<br>E: 0<br>K: 1<br>S: 9<br>H: 0<br>LOB: 0<br>BB: 0<br>P: 14 | R: 0<br>E: 0<br>K: 0<br>S: 8<br>H: 0<br>LOB: 0<br>BB: 0<br>P: 11 | R: 0<br>E: 0<br>K: 0<br>S: 7<br>H: 0<br>LOB: 0<br>BB: 0<br>P: 9 | R: 0<br>E: 0<br>K: 2<br>S: 7<br>H: 0<br>LOB: 0<br>BB: 0<br>P: 8 | 1B: 2<br>2B: 1<br>3B: 0<br>HR: 0<br>SF: 0<br>SAC: 0<br>DP: 0<br>HBP: 0 | | | | | | |

# New York Yankees @ Tampa Bay Rays

Tropicana Field, St. Petersburg, FL

Sat Apr 19 2014, 7:14 PM - 10:33 PM EDT

Att. 30,159 - Dome - 72 F

TOP

livebaseballscorecards.com

| | |
|---|---|
| AB | 29 |
| R | 1 |
| H | 3 |
| RBI | 1 |
| BB | 0 |
| SO | 6 |
| LOB | 4 |

WP: 0 PB: 0 SB: 0 CS: 1 PA: 29

| PITCHER | | IP | WLS | BF | H | R | ER | SO | BB | IBB | HBP | BLK | WP | HR | S | P | ERA | WHIP |
|---|---|---|---|---|---|---|---|---|---|---|---|---|---|---|---|---|---|---|
| 22 Chris Archer, R<br>ERA: 3.65 | (1, 1) | 6.2 | W | 22 | 3 | 1 | 1 | 4 | 0 | 0 | 0 | 0 | 0 | 0 | 61 | 94 | 1.35 | 0.450 |
| 34 C.J. Riefenhauser, L<br>ERA: | (7, 1) | 1.1 | | 4 | 0 | 0 | 0 | 0 | 0 | 0 | 0 | 0 | 0 | 0 | 10 | 12 | 0.00 | 0.000 |
| 52 Josh Lueke, R<br>ERA: 3.6 | (9, 1) | 1.0 | | 3 | 0 | 0 | 0 | 2 | 0 | 0 | 0 | 0 | 0 | 0 | 7 | 8 | 0.00 | 0.000 |

| PITCHER | IP | WLS | BF | H | R | ER | SO | BB | IBB | HBP | BLK | WP | HR | S | P | ERA | WHIP |
|---|---|---|---|---|---|---|---|---|---|---|---|---|---|---|---|---|---|

# BOTTOM

| Batter | 1 | 2 | 3 | 4 | 5 | 6 | 7 | 8 | 9 | AB | R | H | RBI | BB | SO | LOB |
|---|---|---|---|---|---|---|---|---|---|---|---|---|---|---|---|---|
| 7 David DeJesus, L (1, 8) (7, 7)<br>OBP: 0.200, SLG: 0.220 | B FF 91<br>C FF 91<br>F SI 92<br>F CU 79<br>S CU 80<br>1-3<br>K ① | | B SI 91<br>S CH 84<br>L CU 78<br>B CU 80<br>F FF 94<br>F SI 93<br>X SI 94<br>2-2<br>G6-3 ① | B CU 78<br>S CH 83<br>C FF 91<br>X CU 77<br>1-2<br>G3-1 ③ | | C FF 85<br>S CH 85<br>C CH 81<br>F FF 86<br>X SI 86<br>1-2<br>G5-3 ①<br>B FF 94<br>F FF 93<br>B SV 82<br>F FF 95<br>F FF 95<br>C KC 83<br>2-3<br>K ③ | | F KN 58<br>X KN 57<br>0-1<br>P5 ③ | 6 | 0 | 0 | 0 | 0 | 2 | 4 |
| 18 Ben Zobrist, S (1, 4) (7, 6)<br>OBP: 0.403, SLG: 0.470 | F FF 92<br>B SI 94<br>C SI 93<br>F CU 80<br>X FF 93<br>1-2<br>L8 ② | | B CU 79<br>B SI 92<br>X SI 92<br>2-0<br>3<br>HR<br>1B | | F CH 86<br>X FF 90<br>0-1<br>20<br>2B<br>3<br>SF9<br>1B | B SI 85<br>C CH 80<br>X CH 80<br>1-1<br>3<br>1B<br>2B | C FF 92<br>B FF 94<br>B KC 80<br>F FF 93<br>B KC 81<br>F FF 92<br>X FF 94<br>3-2<br>P3 ① | | | 5 | 3 | 3 | 0 | 0 | 0 | 0 |
| 20 Matt Joyce, L (1, 10)<br>OBP: 0.463, SLG: 0.581 | X SI 92<br>0-0<br>1B | | B SI 92<br>F FF 92<br>C CU 76<br>B CU 80<br>1 SAFE<br>1 SAFE<br>S CH 83<br>2-3<br>K ② | | B CH 81<br>F FF 89<br>F SI 90<br>B CH 82<br>X CH 83<br>2-2<br>3<br>SF9<br>9<br>HR<br>1-3<br>2B | C CU 76<br>C FF 88<br>B FF 86<br>F CU 78<br>B CH 80<br>D CU 76<br>B SI 85<br>4-2<br>3<br>1B<br>21<br>2B<br>BB | C KC 79<br>B KC 81<br>B FF 94<br>F FF 93<br>S KC 83<br>2-3<br>K ② | | | 4 | 2 | 2 | 0 | 1 | 2 | 1 |
| 3 Evan Longoria, R (1, 5)<br>OBP: 0.413, SLG: 0.500<br>5 Brandon Guyer, R (7, 8)<br>OBP: 0.167, SLG: 0.222 | B FF 91<br>C FF 92<br>1 SAFE<br>F CU 78<br>1 SAFE<br>S CU 80<br>1-3<br>K ③ | | X CU 78<br>0-0<br>1-H<br>HR | | B SI 90<br>T SI 90<br>B CU 76<br>X FF 86<br>2-1<br>SF9 ①<br>2-3<br>3-H | B SI 85<br>C CU 76<br>F FF 85<br>F CH 80<br>X FF 86<br>1-2<br>21<br>2B<br>1<br>E<br>1-2<br>2-H<br>1B | B SV 80<br>X FF 93<br>1-0<br>G5-3 ③ | | | 3<br>1 | 2<br>0 | 2<br>0 | 4<br>0 | 0<br>0 | 1<br>0 | 1<br>0 |
| 21 James Loney, L (1, 3)<br>OBP: 0.344, SLG: 0.418 | | C SI 90<br>B SI 91<br>X CU 78<br>1-1<br>G3 ① | B CH 84<br>F SI 92<br>X FF 91<br>1-1<br>P6 ③ | | I IN 74<br>I IN 76<br>I IN 74<br>I IN 76<br>4-0<br>9<br>HR<br>IBB | C FF 85<br>F FF 85<br>B SI 85<br>B CU 76<br>B SI 84<br>X SI 85<br>2-2<br>1<br>E<br>24<br>BB<br>1-3<br>2-H<br>2B | | C KN 66<br>S KN 60<br>B KN 57<br>X KN 72<br>1-2<br>9<br>2B<br>24<br>1B<br>1B | | 4 | 3 | 2 | 1 | 1 | 0 | 0 |
| 9 Wil Myers, R (1, 9)<br>OBP: 0.338, SLG: 0.410 | | C CU 77<br>B CU 79<br>X CU 78<br>1-1<br>HR | | C SI 89<br>B SI 89<br>B FF 91<br>B SI 91<br>B FF 90<br>4-1<br>1<br>G6-3<br>24<br>HR<br>BB | D CU 77<br>X FF 86<br>1-0<br>1-H<br>3-H<br>HR | C KC 80<br>F FF 95<br>F FF 96<br>S KC 82<br>0-3<br>K ② | | X KN 62<br>0-0<br>24<br>1B<br>1-3<br>2B | | 4 | 4 | 3 | 4 | 1 | 1 | 2 |
| 1 Sean Rodríguez, R (1, 7) (7, 4)<br>OBP: 0.261, SLG: 0.667 | | C SI 91<br>F FF 91<br>B CU 79<br>B CU 80<br>F SI 92<br>S SI 93<br>2-3<br>K ② | | F SI 91<br>B FF 91<br>S CU 77<br>X CU 78<br>1-2<br>G6-3 ①<br>1-2 | B FF 85<br>X CU 76<br>1-0<br>L7 ② | S KC 81<br>X KC 82<br>0-1<br>E5<br>24<br>BB<br>11<br>BB<br>2-3<br>3-H | | C KN 66<br>B KN 59<br>F KN 62<br>X KN 64<br>1-2<br>P6 ① | | 5 | 0 | 0 | 0 | 0 | 1 | 4 |
| 11 Yunel Escobar, R (1, 6)<br>OBP: 0.269, SLG: 0.317<br>11 Logan Forsythe, R (7, 5)<br>OBP: 0.262, SLG: 0.216 | | T SI 91<br>F SI 92<br>F SI 92<br>X CU 80<br>0-2<br>G5-3 ③ | | X CU 77<br>0-0<br>G5-3 ② | B CH 80<br>B CU 77<br>X CU 76<br>2-0<br>1B | B FF 94<br>C KC 81<br>B FF 96<br>B FF 95<br>C FF 95<br>F FF 95<br>F FF 95<br>B KC 82<br>4-2<br>24<br>BB<br>1-2<br>BB | | X KN 64<br>0-0<br>L7 ② | | 3<br>1 | 0<br>0 | 1<br>0 | 0<br>0 | 1<br>0 | 0<br>0 | 1<br>2 |
| 24 Ryan Hanigan, R (1, 2)<br>OBP: 0.333, SLG: 0.541 | | | C FF 90<br>X SI 90<br>0-1<br>HR | D CU 78<br>B FF 92<br>B FF 91<br>C FF 91<br>C SI 91<br>F FF 92<br>X FF 93<br>3-2<br>2-H<br>HR | C FF 86<br>X CU 78<br>0-1<br>L8 ③ | B KC 81<br>F FF 94<br>F FF 94<br>B KC 83<br>B KC 82<br>B FF 96<br>4-2<br>1-2<br>2-3<br>3-H<br>BB | | C KN 62<br>C KN 55<br>F KN 58<br>D KN 58<br>X KN 61<br>1-2<br>2-H<br>3-H<br>1B | | 4 | 2 | 3 | 6 | 1 | 0 | 1 |
| Inning Stats | R: 0<br>E: 0<br>K: 2<br>S: 12<br>H: 1<br>LOB: 1<br>BB: 0<br>P: 15 | R: 1<br>E: 0<br>K: 1<br>S: 12<br>H: 1<br>LOB: 0<br>BB: 0<br>P: 16 | R: 3<br>E: 0<br>K: 1<br>S: 14<br>H: 3<br>LOB: 0<br>BB: 0<br>P: 21 | R: 2<br>E: 0<br>K: 0<br>S: 12<br>H: 1<br>LOB: 0<br>BB: 1<br>P: 21 | R: 4<br>E: 0<br>K: 0<br>S: 12<br>H: 4<br>LOB: 1<br>BB: 1<br>P: 24 | R: 4<br>E: 1<br>K: 2<br>S: 34<br>H: 3<br>LOB: 3<br>BB: 3<br>P: 53 | R: 0<br>E: 0<br>K: 1<br>S: 8<br>H: 0<br>LOB: 0<br>BB: 0<br>P: 14 | R: 2<br>E: 0<br>K: 0<br>S: 14<br>H: 3<br>LOB: 1<br>BB: 0<br>P: 17 | | 1B: 7<br>2B: 4<br>3B: 0<br>HR: 5<br>SF: 1<br>SAC: 0<br>DP: 0<br>HBP: 0 | | | | | |

| PITCHER | | IP | WLS | BF | H | R | ER | SO | BB | IBB | HBP | BLK | WP | HR | S | P | ERA | WHIP |
|---|---|---|---|---|---|---|---|---|---|---|---|---|---|---|---|---|---|---|
| 47 Iván Nova, R<br>ERA: 8.27 | (1, 1) | 4.0 | L | 21 | 8 | 8 | 8 | 4 | 1 | 0 | 0 | 0 | 0 | 4 | 55 | 80 | 18.00 | 2.250 |
| 40 Matt Daley, R<br>ERA: 27.0 | (5, 1) | 1.1 | | 11 | 5 | 6 | 4 | 0 | 1 | 1 | 0 | 0 | 0 | 1 | 24 | 43 | 27.00 | 4.500 |
| 68 Dellin Betances, R<br>ERA: | (6, 1) | 1.2 | | 8 | 0 | 0 | 0 | 3 | 2 | 0 | 0 | 0 | 0 | 0 | 25 | 41 | 0.00 | 1.200 |
| 45 Dean Anna, R<br>ERA: 18.0 | (8, 1) | 1.0 | | 6 | 3 | 2 | 2 | 0 | 0 | 0 | 0 | 0 | 0 | 0 | 14 | 17 | 18.00 | 3.000 |

| PITCHER | IP | WLS | BF | H | R | ER | SO | BB | IBB | HBP | BLK | WP | HR | S | P | ERA | WHIP |
|---|---|---|---|---|---|---|---|---|---|---|---|---|---|---|---|---|---|

New York Yankees @ Tampa Bay Rays

Tropicana Field, St. Petersburg, FL

Sat Apr 19 2014, 7:14 PM - 10:33 PM EDT

Att. 30,159 - Dome - 72 F

livebaseballscorecards.com

| | |
|---|---|
| AB | 40 |
| R | 16 |
| H | 16 |
| RBI | 15 |
| BB | 5 |
| SO | 7 |
| LOB | 16 |

WP: 0 PA: 46
PB: 0
SB: 0
CS: 0

# New York Yankees @ Tampa Bay Rays

Tropicana Field, St. Petersburg, FL

Sun Apr 20 2014, 1:43 PM - 6:05 PM EDT

Att. 26,462 - Dome - 72 F

livebaseballscorecards.com

| Batter | 1 | 2 | 3 | 4 | 5 | 6 | 7 | 8 | 9 | 10 | 11 | 12 | AB | R | H | RBI | BB | SO | LOB |
|---|---|---|---|---|---|---|---|---|---|---|---|---|---|---|---|---|---|---|---|
| 22 Jacoby Ellsbury, L (1, 8)<br>OBP: 0.395, SLG: 0.441 | C FF 91<br>X FF 90<br>0-1<br>G4-3 | | C CU 70<br>B SL 84<br>F SL 84<br>X FF 90<br>1-2<br>F8 | | C SL 82<br>B SL 81<br>C SL 82<br>S SL 85<br>1-3<br>K | | C CU 75<br>S FF 88<br>B FS 82<br>X FS 80<br>1-2<br>G5-3 | | | B CU 79<br>X SL 85<br>1-0<br>L8 | | I IN 68<br>I IN 75<br>I IN 75<br>I IN 74<br>4-0<br>45<br>BB<br>36<br>1B<br>1-2<br>IBB | 5 | 1 | 0 | 0 | 1 | 1 | 0 |
| 2 Derek Jeter, R (1, 6)<br>OBP: 0.367, SLG: 0.340<br>31 Ichiro Suzuki, L (11, PR)<br>OBP: 0.355, SLG: 0.387<br>45 Dean Anna, L (11, 6)<br>OBP: 0.200, SLG: 0.318 | B FF 90<br>X FF 91<br>1-0<br>F9 | | C FF 90<br>B FF 91<br>B FF 92<br>F FF 90<br>B FF 90<br>B FF 91<br>4-2<br>BB | | X CH 84<br>0-0<br>L8 | | | F CU 75<br>B FC 86<br>B FF 87<br>B FF 87<br>F FF 87<br>X FF 87<br>3-2<br>G5-3 | | | B SI 92<br>SI 92<br>X SI 92<br>2-0<br>12<br>CS<br>1B | C SL 78<br>B FF 91<br>F FF 90<br>B FF 90<br>F SL 80<br>F SL 79<br>B FF 91<br>D SL 79<br>4-2<br>36<br>1B<br>12<br>1B<br>1-2<br>2-3<br>3-H<br>BB | 4<br>0<br>0 | 0<br>0<br>1 | 1<br>0<br>0 | 0<br>0<br>1 | 1<br>0<br>1 | 0<br>0<br>0 | 0<br>0<br>0 |
| 36 Carlos Beltrán, S (1, 9)<br>OBP: 0.324, SLG: 0.561 | C FF 91<br>C FF 90<br>C FF 90<br>0-3<br>K | | F FF 89<br>X FF 90<br>0-1<br>F9 | | | C SI 90<br>B FC 88<br>X FS 82<br>1-1<br>26<br>F9<br>25<br>1B<br>1B | | C FF 87<br>F FS 79<br>S FS 80<br>0-3<br>K | | | C SI 92<br>F SI 93<br>B SI 92<br>1 SAFE<br>1 SAFE<br>1 SAFE<br>F CH 83<br>1 SAFE<br>F SI 92<br>1-3<br>C FF 92 | F SI 90<br>X FS 79<br>0-1<br>12<br>1B<br>1-3<br>2-H<br>3-H<br>1B | 6 | 0 | 2 | 2 | 0 | 3 | 2 |
| 12 Alfonso Soriano, R (1, 10)<br>OBP: 0.324, SLG: 0.493 | | X FF 90<br>0-0<br>G5-3 | | C FF 90<br>X FF 90<br>0-1<br>25<br>F8<br>11<br>2B<br>2B | | C FC 86<br>X FC 88<br>0-1<br>F9 | | B FF 88<br>B FF 88<br>C FS 79<br>B FF 87<br>F CU 75<br>F FS 79<br>X FF 89<br>3-2<br>F8 | | | B SI 91<br>S FF 92<br>B FF 92<br>1 SAFE<br>B SI 92<br>B SI 92<br>4-1<br>1-2<br>BB | B FF 90<br>B FF 91<br>X FF 90<br>2-0<br>1-3<br>1B | 5 | 1 | 2 | 1 | 1 | 0 | 1 |
| 25 Mark Teixeira, S (1, 3)<br>OBP: 0.316, SLG: 0.278 | | B FF 90<br>X FF 91<br>1-0<br>11<br>1B<br>1B | | B FF 90<br>X CH 85<br>1-0<br>F8<br>2-3 | | B SI 91<br>B SI 91<br>F FC 86<br>S FC 87<br>X FS 84<br>2-2<br>1-2<br>1B | | | B CU 82<br>B FF 90<br>C FF 90<br>T FF 91<br>B FF 90<br>C FF 91<br>3-3<br>K | | C CH 82<br>B SI 92<br>C SI 92<br>S SI 92<br>1-3<br>K | X SI 90<br>0-0<br>G3 | 6 | 0 | 2 | 0 | 0 | 2 | 4 |
| 26 Yangervis Solarte, S (1, 5)<br>OBP: 0.414, SLG: 0.492 | | B FF 89<br>X FF 90<br>1-0<br>F7 | | B FF 90<br>X FF 91<br>1-0<br>L4 | | B FF 96<br>F FF 95<br>C SI 97<br>B FF 97<br>X SI 96<br>2-2<br>F9<br>2-3 | | | B FF 92<br>X SL 86<br>1-0<br>G4-3 | | | B SI 91<br>B SI 93<br>B SI 90<br>B SI 91<br>4-0<br>11<br>FC1-6<br>BB | 4 | 0 | 0 | 0 | 1 | 0 | 4 |
| 11 Brett Gardner, L (1, 7)<br>OBP: 0.306, SLG: 0.343 | F FF 90<br>B FF 89<br>X FF 89<br>1-1<br>1-2<br>1B | | F FF 91<br>B SL 84<br>B FF 90<br>B FF 91<br>X FF 91<br>3-1<br>3-H<br>2B | | | F SI 96<br>F SI 98<br>F SI 98<br>B SI 97<br>B CU 77<br>T FF 97<br>2-2<br>K | | | C CU 80<br>B SL 86<br>X SL 87<br>1-1<br>G4-3 | | | B FF 91<br>L FF 89<br>L SL 80<br>1 SAFE<br>B FF 92<br>X SL 80<br>2-2<br>FC1-6<br>34<br>1B<br>45<br>BB<br>1-2f | 5 | 1 | 2 | 1 | 0 | 1 | 3 |
| 14 Brian Roberts, S (1, 4)<br>OBP: 0.278, SLG: 0.222 | B FF 90<br>B FF 91<br>F FF 92<br>F FF 92<br>S SL 85<br>2-3<br>K | | X CH 84<br>0-0<br>G6-3 | | | | B FF 96<br>F FF 95<br>F FF 97<br>F CU 79<br>B CU 77<br>S SI 97<br>2-3<br>K | | | B FF 90<br>C SL 84<br>B FF 90<br>B FC 89<br>X FF 91<br>3-1<br>F8 | | 1 SAFE<br>C CH 81<br>X FF 91<br>0-1<br>L6 | 5 | 0 | 0 | 0 | 0 | 2 | 4 |
| 66 John Ryan Murphy, R (1, 2)<br>OBP: 0.125, SLG: 0.125<br>34 Brian McCann, L (10, PH)<br>OBP: 0.254, SLG: 0.393<br>(10, 2) | | X FF 90<br>0-0<br>G5-3 | | | B FF 90<br>C CH 84<br>X CH 83<br>1-1<br>G5-3 | | C FF 98<br>F FF 97<br>C SI 98<br>0-3<br>K | | | C SL 85<br>B SL 84<br>X CU 80<br>1-1<br>P3 | | 1 SAFE<br>1 SAFE<br>1 SAFE<br>F FF 90<br>X FF 90<br>0-1<br>45<br>BB<br>22<br>IBB<br>36<br>1B<br>1-3<br>1B | 3<br>2 | 0<br>1 | 0<br>1 | 0<br>0 | 0<br>0 | 1<br>0 | 0<br>0 |
| Inning Stats | R: 0<br>E: 0<br>K: 1<br>S: 6<br>H: 0<br>LOB: 0<br>BB: 0<br>P: 7 | R: 0<br>E: 0<br>K: 1<br>S: 8<br>H: 2<br>LOB: 2<br>BB: 0<br>P: 13 | R: 0<br>E: 0<br>K: 0<br>S: 8<br>H: 0<br>LOB: 1<br>BB: 1<br>P: 13 | R: 1<br>E: 0<br>K: 0<br>S: 7<br>H: 2<br>LOB: 1<br>BB: 0<br>P: 12 | R: 0<br>E: 0<br>K: 1<br>S: 6<br>H: 0<br>LOB: 0<br>BB: 0<br>P: 8 | R: 0<br>E: 0<br>K: 1<br>S: 14<br>H: 2<br>LOB: 2<br>BB: 0<br>P: 21 | R: 0<br>E: 0<br>K: 2<br>S: 10<br>H: 0<br>LOB: 0<br>BB: 0<br>P: 13 | R: 0<br>E: 0<br>K: 1<br>S: 10<br>H: 0<br>LOB: 0<br>BB: 0<br>P: 16 | R: 0<br>E: 0<br>K: 1<br>S: 6<br>H: 0<br>LOB: 0<br>BB: 0<br>P: 11 | R: 0<br>E: 0<br>K: 0<br>S: 5<br>H: 0<br>LOB: 0<br>BB: 0<br>P: 10 | R: 0<br>E: 0<br>K: 2<br>S: 10<br>H: 1<br>LOB: 1<br>BB: 1<br>P: 18 | R: 4<br>E: 0<br>K: 0<br>S: 15<br>H: 3<br>LOB: 2<br>BB: 3<br>P: 31 | 1B: 8<br>2B: 2<br>3B: 0<br>HR: 0<br>SF: 0<br>SAC: 0<br>DP: 0<br>HBP: 0 | | | | | | |

| PITCHER | | IP | WLS | BF | H | R | ER | SO | BB | IBB | HBP | BLK | WP | HR | S | P | ERA | WHIP |
|---|---|---|---|---|---|---|---|---|---|---|---|---|---|---|---|---|---|---|
| 27 Cesár Ramos, L<br>ERA: 4.91 | (1, 1) | 5.0 | | 20 | 4 | 1 | 1 | 3 | 1 | 0 | 0 | 0 | 0 | 0 | 35 | 53 | 1.80 | 1.000 |
| 47 Brandon Gomes, R<br>ERA: 3.86 | (6, 1) | 0.1 | | 3 | 2 | 0 | 0 | 0 | 0 | 0 | 0 | 0 | 0 | 0 | 7 | 10 | 0.00 | 6.000 |
| 57 Jake McGee, L<br>ERA: 1.29 | (6, 1) | 1.1 | | 4 | 0 | 0 | 0 | 3 | 0 | 0 | 0 | 0 | 0 | 0 | 14 | 20 | 0.00 | 0.000 |
| 62 Joel Peralta, R<br>ERA: 2.7 | (7, 1) | 1.1 | | 4 | 0 | 0 | 0 | 1 | 0 | 0 | 0 | 0 | 0 | 0 | 13 | 20 | 0.00 | 0.000 |
| 50 Grant Balfour, R<br>ERA: 2.35 | (9, 1) | 2.0 | | 6 | 0 | 0 | 0 | 1 | 0 | 0 | 0 | 0 | 0 | 0 | 11 | 21 | 0.00 | 0.000 |

| PITCHER | | IP | WLS | BF | H | R | ER | SO | BB | IBB | HBP | BLK | WP | HR | S | P | ERA | WHIP |
|---|---|---|---|---|---|---|---|---|---|---|---|---|---|---|---|---|---|---|
| 13 Heath Bell, R<br>ERA: 5.79 | (11, 1) | 1.0 | L | 5 | 1 | 1 | 1 | 2 | 2 | 0 | 0 | 0 | 0 | 0 | 10 | 22 | 9.00 | 3.000 |
| 34 C.J. Riefenhauser, L<br>ERA: 13.5 | (12, 1) | 0.2 | | 5 | 1 | 0 | 0 | 0 | 1 | 1 | 0 | 0 | 0 | 0 | 11 | 21 | 0.00 | 3.000 |
| 52 Josh Lueke, R<br>ERA: 3.48 | (12, 1) | 0.1 | | 3 | 2 | 3 | 3 | 0 | 0 | 0 | 0 | 0 | 0 | 0 | 4 | 6 | 81.00 | 6.000 |

| | |
|---|---|
| AB | 45 |
| R | 5 |
| H | 10 |
| RBI | 5 |
| BB | 5 |
| SO | 10 |
| LOB | 18 |

WP: 0 PB: 0 SB: 0 CS: 1 PA: 50

| Batter | 1 | 2 | 3 | 4 | 5 | 6 | 7 | 8 | 9 | 10 | 11 | 12 | AB | R | H | RBI | BB | SO | LOB |
|---|---|---|---|---|---|---|---|---|---|---|---|---|---|---|---|---|---|---|---|
| 1 Sean Rodríguez, R (1, 7)<br>OBP: 0.231, SLG: 0.583 | C FF 87<br>X SI 87<br>0-1<br>L3 | | | C CU 74<br>B FF 88<br>F CH 80<br>C SL 83<br>1-3<br>K | B FF 88<br>S CH 81<br>B FF 89<br>S CU 77<br>S SL 79<br>2-3<br>K2-3 | | B CH 83<br>B FC 93<br>S CH 84<br>C FF 93<br>C CH 83<br>S SL 85<br>2-3<br>K | | C SL 83<br>D SL 84<br>B SL 85<br>C FF 93<br>C FF 94<br>2-3<br>K | | | B FF 92<br>B FF 90<br>B FF 92<br>B FF 90<br>4-0<br>BB | 3 | 0 | 0 | 0 | 0 | 2 | 2 |
| 7 David DeJesus, L (7, PH)<br>OBP: 0.196, SLG: 0.214 | | | | | | | | | | | | | 1 | 0 | 0 | 0 | 0 | 1 | 2 |
| 28 José Molina, R (8, 2)<br>OBP: 0.167, SLG: 0.130 | | | | | | | | | | | | | 1 | 0 | 0 | 0 | 1 | 1 | 2 |
| 18 Ben Zobrist, S (1, 10)<br>OBP: 0.398, SLG: 0.451 | B FF 89<br>C SL 80<br>B FF 88<br>B SI 87<br>B SL 81<br>4-1<br>11<br>G6-4-3<br>BB | | | X FF 87<br>0-0<br>11<br>2B<br>1B | | B KC 80<br>C SI 90<br>B SL 85<br>B CH 82<br>X SI 89<br>3-1<br>F8 | | B CU 78<br>C FC 91<br>C SL 84<br>F CH 83<br>X CH 82<br>1-2<br>G4-3 | | C FF 88<br>C SL 78<br>B FF 89<br>F SL 81<br>B SL 83<br>S SL 82<br>2-3<br>K | | X SI 90<br>0-0<br>L9 | 5 | 0 | 1 | 0 | 1 | 1 | 2 |
| 11 Logan Forsythe, R (1, 4)<br>OBP: 0.250, SLG: 0.233 | C FF 87<br>X SL 80<br>0-1<br>G6-4-3<br>1-2f | | | C CU 74<br>F FF 87<br>1 SAFE<br>X SL 81<br>0-2<br>1-3<br>2B | | C SI 91<br>B SL 87<br>X FF 90<br>1-1<br>F9 | | C FC 93<br>C SL 84<br>F CH 83<br>B CH 82<br>X SL 84<br>1-2<br>G6-3 | | C SL 80<br>F SL 82<br>S FF 92<br>0-3<br>K | | D SL 83<br>X FF 91<br>1-0<br>F9 | 6 | 0 | 1 | 0 | 0 | 1 | 3 |
| 3 Evan Longoria, R (1, 5)<br>OBP: 0.388, SLG: 0.465 | | B FF 88<br>C SL 81<br>X CH 81<br>1-1<br>G1-3 | | C FF 88<br>B SL 81<br>F CU 76<br>B SL 80<br>B FF 88<br>F CU 76<br>S FF 89<br>3-3<br>K | | B SL 87<br>B FF 91<br>X SI 91<br>2-0<br>G6-3 | | X FC 92<br>0-0<br>E3<br>9<br>FC5-4 | | C FF 92<br>C FF 91<br>B FF 93<br>S SL 84<br>1-3<br>K | | | 5 | 0 | 0 | 0 | 0 | 2 | 2 |
| 9 Wil Myers, R (1, 9)<br>OBP: 0.315, SLG: 0.379 | | S CU 76<br>B SI 88<br>F FF 89<br>F SL 79<br>C SL 82<br>1-3<br>K | | B SI 88<br>F CH 82<br>F CH 81<br>B FF 90<br>D CU 78<br>F CU 76<br>X SL 81<br>3-2<br>G4-3 | | | B SL 85<br>F SL 85<br>B SI 90<br>F SL 86<br>C SL 87<br>2-3<br>K | X SL 85<br>0-0<br>FC5-4<br>1-2f | | | C FF 91<br>T FF 92<br>F SL 82<br>F SL 82<br>B FF 90<br>X SL 82<br>1-2<br>E6<br>5<br>CS | | 5 | 0 | 0 | 0 | 0 | 2 | 3 |
| 21 James Loney, L (1, 3)<br>OBP: 0.362, SLG: 0.424 | | C FF 90<br>C CU 77<br>S FF 89<br>0-3<br>K | | | C SL 79<br>X SI 88<br>0-1<br>5<br>BB<br>1B | | B FF 94<br>F SI 94<br>X FF 96<br>1-1<br>11<br>1B<br>5<br>E<br>20<br>SF9<br>1B | | B FF 90<br>B FF 90<br>B FF 90<br>C FF 90<br>C SL 81<br>B SL 82<br>4-2<br>5<br>SH1<br>BB | | | 1 SAFE<br>B SI 91<br>X SI 92<br>1-0<br>F7 | 4 | 1 | 2 | 0 | 1 | 1 | 1 |
| 5 Brandon Guyer, R (1, 8)<br>OBP: 0.182, SLG: 0.190 | | | C CU 75<br>X FF 88<br>0-1<br>B1-3 | | B CH 79<br>1 SAFE<br>1 SAFE<br>D CU 75<br>B SI 85<br>B CH 85<br>4-0<br>1-2<br>BB | | B FF 94<br>B FF 94<br>F FF 95<br>X SI 95<br>2-1<br>FC5<br>20<br>SF9<br>11<br>1B<br>1-2 | | X FF 90<br>0-0<br>SH1<br>1-2 | | B FF 90<br>1 SAFE<br>1 SAFE<br>B FF 91<br>F FF 91<br>F FF 91<br>F FF 92<br>C CH 85<br>2-3<br>K<br>1-2 | | 3 | 0 | 0 | 0 | 1 | 1 | 2 |
| 11 Yunel Escobar, R (1, 6)<br>OBP: 0.278, SLG: 0.338 | | | C FF 88<br>S FF 89<br>B SL 79<br>X FF 89<br>1-2<br>F8 | | C SL 81<br>X CH 81<br>0-1<br>F7 | | C SL 85<br>B SL 84<br>B SI 91<br>X SL 82<br>2-1<br>1-2<br>2-3<br>1B | | S SL 82<br>X SL 82<br>0-1<br>G5-3 | | | B FF 90<br>X FF 91<br>1-0<br>2B | 5 | 0 | 2 | 0 | 0 | 0 | 3 |
| 24 Ryan Hanigan, R (1, 2)<br>OBP: 0.318, SLG: 0.513<br>20 Matt Joyce, L (7, PH)<br>OBP: 0.456, SLG: 0.568 (8, 7) | | | B FF 89<br>B SI 86<br>C FF 88<br>C SL 82<br>C FF 90<br>2-3<br>K | | C SL 81<br>B SI 86<br>X SL 80<br>1-1<br>F7 | | C CH 81<br>B CH 83<br>X CH 84<br>1-1<br>SF9<br>2-3<br>3-H | | I IN 45<br>I<br>I<br>4-0<br>IBB | | | B FF 91<br>C CH 85<br>S FF 91<br>D CH 86<br>C CH 85<br>2-3<br>K | 2 | 0 | 0 | 0 | 1 | 2 |
| | | | | | | | | | | | | | 1 | 0 | 0 | 1 | 1 | 1 | 1 |

| Inning Stats | | | | | | | | | | | | | | | | | | | | | | | | |
|---|---|---|---|---|---|---|---|---|---|---|---|---|---|---|---|---|---|---|---|---|---|---|---|---|
| | R: 0<br>E: 0<br>K: 0<br>S: 5 | H: 0<br>LOB: 0<br>BB: 1<br>P: 9 | R: 0<br>E: 0<br>K: 2<br>S: 9 | H: 0<br>LOB: 0<br>BB: 0<br>P: 11 | R: 0<br>E: 0<br>K: 1<br>S: 8 | H: 0<br>LOB: 0<br>BB: 0<br>P: 11 | R: 0<br>E: 0<br>K: 2<br>S: 15 | H: 2<br>LOB: 2<br>BB: 0<br>P: 22 | R: 0<br>E: 0<br>K: 1<br>S: 9 | H: 1<br>LOB: 2<br>BB: 1<br>P: 16 | R: 0<br>E: 0<br>K: 0<br>S: 5 | H: 0<br>LOB: 0<br>BB: 0<br>P: 11 | R: 1<br>E: 1<br>K: 2<br>S: 15 | H: 2<br>LOB: 2<br>BB: 0<br>P: 25 | R: 0<br>E: 1<br>K: 0<br>S: 10 | H: 0<br>LOB: 1<br>BB: 0<br>P: 12 | R: 0<br>E: 0<br>K: 1<br>S: 8 | H: 0<br>LOB: 2<br>BB: 2<br>P: 18 | R: 0<br>E: 0<br>K: 3<br>S: 10 | H: 0<br>LOB: 0<br>BB: 0<br>P: 13 | R: 0<br>E: 1<br>K: 1<br>S: 10 | H: 0<br>LOB: 0<br>BB: 0<br>P: 14 | R: 0<br>E: 0<br>K: 1<br>S: 6 | H: 1<br>LOB: 2<br>BB: 1<br>P: 14 |

| PITCHER | | IP | WLS | BF | H | R | ER | SO | BB | IBB | HBP | BLK | WP | HR | S | P | ERA | WHIP |
|---|---|---|---|---|---|---|---|---|---|---|---|---|---|---|---|---|---|---|
| 57 Vidal Nuño, L | (1, 1) | 5.0 | | 19 | 3 | 0 | 0 | 6 | 2 | 0 | 0 | 0 | 0 | 0 | 46 | 69 | 0.00 | 1.000 |
| ERA: 6.75 | | | | | | | | | | | | | | | | | | |
| 41 David Phelps, R | (6, 1) | 1.1 | H | 4 | 0 | 0 | 0 | 1 | 0 | 0 | 0 | 0 | 0 | 0 | 8 | 16 | 0.00 | 0.000 |
| ERA: 4.66 | | | | | | | | | | | | | | | | | | |
| 48 Matt Thornton, L | (7, 1) | 0.0 | | 2 | 1 | 0 | 0 | 0 | 0 | 0 | 0 | 0 | 0 | 0 | 4 | 7 | ∞ | ∞ |
| ERA: 2.7 | | | | | | | | | | | | | | | | | | |
| 43 Adam Warren, R | (7, 1) | 1.2 | B | 7 | 1 | 1 | 0 | 1 | 0 | 0 | 0 | 0 | 0 | 0 | 18 | 25 | 0.00 | 0.600 |
| ERA: 2.79 | | | | | | | | | | | | | | | | | | |
| 27 Shawn Kelley, R | (9, 1) | 2.0 | | 8 | 0 | 0 | 0 | 4 | 1 | 1 | 0 | 0 | 0 | 0 | 18 | 31 | 0.00 | 0.500 |
| ERA: 1.86 | | | | | | | | | | | | | | | | | | |

| PITCHER | | IP | WLS | BF | H | R | ER | SO | BB | IBB | HBP | BLK | WP | HR | S | P | ERA | WHIP |
|---|---|---|---|---|---|---|---|---|---|---|---|---|---|---|---|---|---|---|
| 38 Preston Claiborne, R | (11, 1) | 2.0 | W | 8 | 1 | 0 | 0 | 2 | 1 | 0 | 0 | 0 | 0 | 0 | 16 | 28 | 0.00 | 1.000 |
| ERA: | | | | | | | | | | | | | | | | | | |

BOTTOM

# New York Yankees @ Tampa Bay Rays

Tropicana Field, St. Petersburg, FL

Sun Apr 20 2014, 1:43 PM - 6:05 PM EDT

Att. 26,462 - Dome - 72 F

livebaseballscorecards.com

| | |
|---|---|
| AB | 41 |
| R | 1 |
| H | 6 |
| RBI | 1 |
| BB | 5 |
| SO | 14 |
| LOB | 25 |

| | | | |
|---|---|---|---|
| 1B: 4 | SF: 1 | WP: 0 | PA: 48 |
| 2B: 2 | SAC: 1 | PB: 0 | |
| 3B: 0 | DP: 1 | SB: 0 | |
| HR: 0 | HBP: 0 | CS: 1 | |

| Batter | 1 | 2 | 3 | 4 | 5 | 6 | 7 | 8 | 9 | AB | R | H | RBI | BB | SO | LOB |
|---|---|---|---|---|---|---|---|---|---|---|---|---|---|---|---|---|
| 2 Brian Dozier, R (1, 4)<br>OBP: 0.337, SLG: 0.468 | B SI 90<br>B SI 91<br>X SI 91<br>2-0 ①<br>G1-3 | | | B SI 90<br>X SI 90<br>1-0<br>HR | B CH 83<br>X CH 84<br>1-0 ③<br>P3 | | | C SI 91<br>1 SAFE<br>B CH 84<br>C SI 92<br>X FC 88<br>1-2 ②<br>P6 | | 4 | 1 | 1 | 1 | 0 | 0 | 1 |
| 7 Joe Mauer, L (1, 3)<br>OBP: 0.356, SLG: 0.321 | C SI 91<br>B CH 84<br>C SI 92<br>B FC 86<br>S CH 84<br>2-3 ②<br>K | | | X KC 77<br>0-0<br>20<br>HR<br>1B | | B CH 88<br>C SI 90<br>B SI 89<br>F CH 83<br>X FC 86<br>2-2 ①<br>G4-3 | | C SI 93<br>C SI 93<br>T SI 93<br>0-2 ③<br>K | | 4 | 1 | 1 | 0 | 0 | 2 | 1 |
| 24 Trevor Plouffe, R (1, 5)<br>OBP: 0.412, SLG: 0.479 | C SI 92<br>C SI 92<br>C SI 93<br>0-3 ③<br>K | | | C CH 84<br>F SI 92<br>C SI 92<br>0-3 ①<br>K | | B KC 79<br>C CH 83<br>F FC 85<br>X SI 92<br>1-2 ②<br>F9 | | | X SI 91<br>0-0<br>43<br>FC4-6<br>1B | 4 | 0 | 1 | 0 | 0 | 2 | 1 |
| 20 Chris Colabello, R (1, 9)<br>OBP: 0.390, SLG: 0.556 | | C SI 90<br>C SI 91<br>B SI 92<br>S FC 86<br>1-3 ①<br>K | | B SI 92<br>S FC 86<br>B SI 92<br>B SI 92<br>F FC 86<br>1 SAFE<br>F SI 92<br>X FC 86<br>3-2<br>1-H<br>HR | | S SI 91<br>B SI 93<br>X KC 79<br>1-1 ③<br>G5-3 | | | B SI 92<br>B SI 91<br>S SI 92<br>S SI 92<br>F SI 93<br>C FC 86<br>2-3 ①<br>K | 4 | 1 | 1 | 2 | 0 | 2 | 1 |
| 13 Jason Kubel, L (1, 7)<br>OBP: 0.394, SLG: 0.452 | | C KC 79<br>S FC 85<br>C SI 93<br>0-3 ②<br>K | | X FC 86<br>0-0 ②<br>P3 | | | C SI 91<br>S FC 85<br>C SI 92<br>0-3 ①<br>K | | S FC 85<br>F FC 86<br>C SI 93<br>0-3 ②<br>K | 4 | 0 | 0 | 0 | 0 | 3 | 1 |
| 43 Josmil Pinto, R (1, 10)<br>OBP: 0.417, SLG: 0.522 | | B CH 84<br>B CH 83<br>F SI 92<br>X SI 92<br>2-1 ③<br>F9 | | X SI 92<br>0-0<br>1B | | | C CH 82<br>B KC 78<br>B SI 92<br>B FC 84<br>C FC 85<br>B CH 84<br>4-2<br>8<br>G4-3<br>BB | | X FC 85<br>0-0 ③<br>FC4-6<br>1-2f | 3 | 0 | 1 | 0 | 1 | 0 | 1 |
| 8 Kurt Suzuki, R (1, 2)<br>OBP: 0.375, SLG: 0.389 | | | B SI 91<br>B CH 83<br>C SI 91<br>F SI 92<br>B SI 92<br>F SI 92<br>S FC 86<br>3-3 ①<br>K | B CH 84<br>C CH 84<br>F CH 84<br>B SI 92<br>B SI 92<br>S FC 86<br>3-3 ③<br>K | | | X SI 92<br>0-0 ②③<br>G4-3<br>1-2f | | | 3 | 0 | 0 | 0 | 0 | 2 | 2 |
| 32 Aaron Hicks, S (1, 8)<br>OBP: 0.293, SLG: 0.206 | | | S CH 84<br>S CH 85<br>C FC 86<br>0-3 ②<br>K | | C CH 89<br>B KC 77<br>C KC 82<br>B CH 83<br>B SI 92<br>F CH 82<br>X FC 86<br>3-2 ①<br>F9 | | | F SI 90<br>B SI 91<br>B CH 83<br>X CH 83<br>2-1<br>25<br>FC3-6<br>1B | | 3 | 0 | 1 | 0 | 0 | 1 | 0 |
| 25 Pedro Florimón, S (1, 6)<br>OBP: 0.229, SLG: 0.209 | | | B SI 92<br>B CH 84<br>X SI 92<br>2-0 ③<br>F9 | | C SI 92<br>X CH 83<br>0-1 ②<br>F8 | | | C SI 92<br>X FC 86<br>0-1 ①<br>FC3-6<br>1-2f | | 3 | 0 | 0 | 0 | 0 | 0 | 1 |
| Inning Stats | R: 0<br>E: 0<br>K: 2<br>S: 7<br>H: 0<br>LOB: 0<br>BB: 0<br>P: 11 | R: 0<br>E: 0<br>K: 2<br>S: 8<br>H: 0<br>LOB: 0<br>BB: 0<br>P: 11 | R: 0<br>E: 0<br>K: 2<br>S: 8<br>H: 0<br>LOB: 0<br>BB: 0<br>P: 13 | R: 3<br>E: 0<br>K: 2<br>S: 14<br>H: 4<br>LOB: 1<br>BB: 0<br>P: 21 | R: 0<br>E: 0<br>K: 0<br>S: 7<br>H: 0<br>LOB: 0<br>BB: 0<br>P: 11 | R: 0<br>E: 0<br>K: 0<br>S: 8<br>H: 0<br>LOB: 0<br>BB: 0<br>P: 12 | R: 0<br>E: 0<br>K: 1<br>S: 6<br>H: 0<br>LOB: 0<br>BB: 1<br>P: 10 | R: 0<br>E: 0<br>K: 1<br>S: 10<br>H: 1<br>LOB: 1<br>BB: 0<br>P: 13 | R: 0<br>E: 0<br>K: 2<br>S: 9<br>H: 1<br>LOB: 1<br>BB: 0<br>P: 11 | 1B: 4<br>2B: 0<br>3B: 0<br>HR: 2<br>SF: 0<br>SAC: 0<br>DP: 1<br>HBP: 0 | | | | | | |

| PITCHER | IP | WLS | BF | H | R | ER | SO | BB | IBB | HBP | BLK | WP | HR | S | P | ERA | WHIP |
|---|---|---|---|---|---|---|---|---|---|---|---|---|---|---|---|---|---|
| 14 David Price, L (1, 1)<br>ERA: 4.04 | 9.0 | W | 33 | 6 | 3 | 3 | 12 | 1 | 0 | 0 | 0 | 0 | 2 | 77 | 113 | 3.00 | 0.778 |

| PITCHER | IP | WLS | BF | H | R | ER | SO | BB | IBB | HBP | BLK | WP | HR | S | P | ERA | WHIP |
|---|---|---|---|---|---|---|---|---|---|---|---|---|---|---|---|---|---|

TOP

# Minnesota Twins @ Tampa Bay Rays

Tropicana Field, St. Petersburg, FL

Tue Apr 22 2014, 7:11 PM - 10:05 PM EDT

Att. 11,785 - Dome - 72 F

livebaseballscorecards.com

| | |
|---|---|
| AB | 32 |
| R | 3 |
| H | 6 |
| RBI | 3 |
| BB | 1 |
| SO | 12 |
| LOB | 9 |

| | | | | | |
|---|---|---|---|---|---|
| WP: 0 | PA: 33 | | | | |
| PB: 0 | | | | | |
| SB: 0 | | | | | |
| CS: 0 | | | | | |

| Batter | 1 | 2 | 3 | 4 | 5 | 6 | 7 | 8 | 9 | AB | R | H | RBI | BB | SO | LOB |
|---|---|---|---|---|---|---|---|---|---|---|---|---|---|---|---|---|
| 18 Ben Zobrist, S (1, 4)<br>OBP: 0.409, SLG: 0.453 | C SI 90<br>X CH 81<br>0-1<br>3 BB<br>8 G6-3<br>21 1B<br>1B | X FF 90<br>0-0 ①<br>P5 | | C FF 88<br>C FF 89<br>B FF 89<br>B SL 82<br>F SI 89<br>F CH 82<br>X SI 90<br>2-2<br>8 1B<br>20 2B<br>1B | B CH 84<br>B FC 90<br>C FC 91<br>F FC 90<br>B FC 90<br>B FC 89<br>4-2<br>8 S<br>BB | | | F FF 90<br>F CH 90<br>B FF 90<br>B SI 91<br>X SI 90<br>2-2 ①<br>G5-3 | | 4 | 2 | 2 | 0 | 1 | 0 | 0 |
| 8 Desmond Jennings, R (1, 8)<br>OBP: 0.391, SLG: 0.431 | X FF 92<br>0-0 ①<br>G6-3<br>1-2 | B FF 91<br>B FF 91<br>B FF 88<br>C FF 90<br>C FF 90<br>X SI 91<br>3-2<br>20 G4-6-3<br>1B | | B SL 82<br>1 SAFE<br>1 SAFE<br>C SL 82<br>L FF 90<br>B FF 90<br>1 SAFE<br>F SI 91<br>X SL 82<br>2-2<br>20 2B<br>1-2<br>1B | C FC 89<br>B FC 88<br>C FC 90<br>S CU 80<br>1-3 ③<br>K<br>1-2 | | | B SL 83<br>S FF 89<br>X FF 90<br>1-1 ②<br>F7 | | 5 | 1 | 2 | 0 | 0 | 1 | 2 |
| 20 Matt Joyce, L (1, 10)<br>OBP: 0.452, SLG: 0.571 | C FF 90<br>B FF 90<br>X FF 91<br>1-1<br>3 BB<br>21 1B<br>1B | B CH 82<br>C FF 90<br>1 SAFE<br>F CH 84<br>F SL 82<br>X SI 90<br>1-2 ②③<br>G4-6-3<br>1-2f | | B FC 88<br>B FC 88<br>S FC 86<br>B FC 88<br>X FC 88<br>3-1<br>1-H<br>2-H<br>2B | | B FC 89<br>X FC 89<br>1-0 ①<br>G4-3 | | B SI 91<br>X CH 89<br>1-0 ③<br>P4 | | 5 | 1 | 2 | 2 | 0 | 0 | 1 |
| 3 Evan Longoria, R (1, 5)<br>OBP: 0.393, SLG: 0.459 | S SL 84<br>F FF 92<br>F SI 92<br>B SL 84<br>B FF 93<br>B SL 83<br>F FF 93<br>B FF 91<br>4-2<br>9 BB<br>21 1B<br>7 1B<br>1-2<br>2-3<br>BB | | X FF 90<br>0-0<br>21 2B<br>7 1B<br>1B | C FC 89<br>D CU 80<br>X FF 91<br>1-1 ①<br>G1-3 | | C FC 89<br>C CU 80<br>B CU 82<br>F FC 90<br>B CU 82<br>F FC 88<br>X CU 80<br>2-2 ②<br>F8 | | | | 3 | 2 | 1 | 0 | 1 | 0 | 1 |
| 21 James Loney, L (1, 3)<br>OBP: 0.384, SLG: 0.460 | X SI 92<br>0-0<br>7 1B<br>9 BB<br>1-2<br>2-H<br>3-H<br>1B | | C FF 90<br>F FF 90<br>X CH 83<br>0-2<br>7 1B<br>1-3<br>2B | C FC 89<br>X FC 89<br>0-1<br>1B | | B FC 90<br>S FC 91<br>X FC 91<br>1-1 ③<br>G4-3 | | | | 4 | 1 | 3 | 2 | 0 | 0 | 0 |
| 9 Wil Myers, R (1, 9)<br>OBP: 0.312, SLG: 0.362 | C SL 82<br>B SI 92<br>C SI 91<br>B SI 93<br>F SI 92<br>D SL 83<br>B SI 92<br>4-2<br>7 1B<br>1-2<br>2-3<br>BB | | C SI 91<br>D FF 91<br>F SL 82<br>S FF 91<br>1-3 ①<br>K | C FC 90<br>D CU 81<br>X FC 90<br>1-1 ②<br>F7 | | | F FC 90<br>B CU 81<br>S CU 80<br>B CU 80<br>X FC 91<br>2-2 ①<br>G6-3 | | | 3 | 0 | 0 | 0 | 1 | 1 | 4 |
| 7 David DeJesus, L (1, 7)<br>OBP: 0.240, SLG: 0.261 | D FF 91<br>B SI 92<br>C SI 91<br>B SI 91<br>F FF 91<br>F SI 90<br>X FF 91<br>3-2<br>1-2<br>2-3<br>3-H<br>1B | | X CH 83<br>0-0<br>28 WP<br>2-H<br>3-H<br>1B | C FC 90<br>D CU 80<br>X FC 90<br>1-1 ③<br>G6-3 | | | B FF 91<br>B FC 90<br>X FC 90<br>2-0<br>11 G5-3<br>1B | | | 4 | 0 | 3 | 3 | 0 | 0 | 2 |
| 11 Yunel Escobar, R (1, 6)<br>OBP: 0.263, SLG: 0.319 | C SL 84<br>B SL 83<br>S SI 92<br>F FF 92<br>B SL 84<br>B FF 92<br>C SI 91<br>3-3 ②<br>K | | 1 SAFE<br>B SI 90<br>S SI 91<br>B SI 91<br>C SL 82<br>B FF 90<br>S SI 90<br>3-3 ②<br>K | | B FC 90<br>F FC 90<br>B CU 80<br>C FC 88<br>B FC 90<br>C FC 89<br>3-3 ①<br>K | | | X FC 88<br>0-0 ②<br>G5-3<br>1-2 | | 4 | 0 | 0 | 0 | 0 | 3 | 5 |
| 28 José Molina, R (1, 2)<br>OBP: 0.143, SLG: 0.111 | S SL 84<br>F SL 84<br>B SI 92<br>B SL 84<br>X SI 91<br>2-2 ③<br>G6-3 | | S SL 82<br>B SL 83<br>C FF 91<br>B FF 92<br>X SL 82<br>2-2 ③<br>G5-3<br>1-2 | | F CU 81<br>F FC 89<br>B CU 82<br>X CU 82<br>1-2 ②<br>G5-3 | | | B CU 80<br>F FC 90<br>C CU 80<br>D CU 82<br>B FC 90<br>X CU 80<br>3-2 ③<br>G5-3 | | 4 | 0 | 0 | 0 | 0 | 0 | 5 |
| Inning Stats | R: 3<br>E: 0<br>K: 1<br>S: 24<br>H: 4<br>LOB: 3<br>BB: 2<br>P: 41 | R: 0<br>E: 0<br>K: 0<br>S: 8<br>H: 1<br>LOB: 0<br>BB: 0<br>P: 12 | R: 2<br>E: 0<br>K: 2<br>S: 14<br>H: 3<br>LOB: 1<br>BB: 0<br>P: 20 | R: 2<br>E: 0<br>K: 0<br>S: 19<br>H: 4<br>LOB: 2<br>BB: 0<br>P: 29 | R: 0<br>E: 0<br>K: 2<br>S: 11<br>H: 0<br>LOB: 1<br>BB: 1<br>P: 20 | R: 0<br>E: 0<br>K: 0<br>S: 8<br>H: 0<br>LOB: 0<br>BB: 0<br>P: 12 | R: 0<br>E: 0<br>K: 0<br>S: 8<br>H: 1<br>LOB: 1<br>BB: 0<br>P: 15 | R: 0<br>E: 0<br>K: 0<br>S: 6<br>H: 0<br>LOB: 0<br>BB: 0<br>P: 10 | | 1B: 11<br>2B: 2<br>3B: 0<br>HR: 0<br>SF: 0<br>SAC: 0<br>DP: 1<br>HBP: 0 | | | | WP: 1<br>PB: 0<br>SB: 1<br>CS: 0<br>PA: 39 | | |

| PITCHER | | IP | WLS | BF | H | R | ER | SO | BB | IBB | HBP | BLK | WP | HR | S | P | ERA | WHIP |
|---|---|---|---|---|---|---|---|---|---|---|---|---|---|---|---|---|---|---|
| 44 Kyle Gibson, R<br>ERA: 3.63 | (1, 1) | 3.0 | L | 20 | 10 | 7 | 7 | 3 | 2 | 0 | 0 | 0 | 1 | 0 | 55 | 86 | 21.00 | 4.000 |
| 21 Samuel Deduno, R<br>ERA: 1.84 | (4, 1) | 4.0 | | 16 | 3 | 0 | 0 | 2 | 1 | 0 | 0 | 0 | 0 | 0 | 37 | 63 | 0.00 | 1.000 |
| 61 Jared Burton, R<br>ERA: 10.29 | (8, 1) | 1.0 | | 3 | 0 | 0 | 0 | 0 | 0 | 0 | 0 | 0 | 0 | 0 | 6 | 10 | 0.00 | 0.000 |

| PITCHER | IP | WLS | BF | H | R | ER | SO | BB | IBB | HBP | BLK | WP | HR | S | P | ERA | WHIP |
|---|---|---|---|---|---|---|---|---|---|---|---|---|---|---|---|---|---|

# BOTTOM

## Minnesota Twins @ Tampa Bay Rays

Tropicana Field, St. Petersburg, FL

Tue Apr 22 2014, 7:11 PM - 10:05 PM EDT

Att. 11,785 - Dome - 72 F

livebaseballscorecards.com

| | |
|---|---|
| AB | 36 |
| R | 7 |
| H | 13 |
| RBI | 7 |
| BB | 3 |
| SO | 5 |
| LOB | 20 |

| Batter | 1 | 2 | 3 | 4 | 5 | 6 | 7 | 8 | 9 | 10 | 11 | 12 | AB | R | H | RBI | BB | SO | LOB |
|---|---|---|---|---|---|---|---|---|---|---|---|---|---|---|---|---|---|---|---|
| 2 Brian Dozier, R (1, 4)<br>OBP: 0.337, SLG: 0.451 | C FF 91<br>B FS 86<br>B FS 84<br>F FF 91<br>F FS 85<br>F FS 84<br>X FC 86<br>2-2<br>7<br>K<br>1B | | B FF 89<br>B FC 85<br>B FF 90<br>B FF 89<br>4-0<br>1-2<br>BB | C FC 87<br>F FC 88<br>B FS 84<br>B FS 84<br>X FC 87<br>2-2 ②<br>F6 | | | C FF 95<br>S FF 95<br>S SI 95<br>0-3 ①<br>K | | B SL 85<br>C SL 85<br>D SL 85<br>S CU 83<br>F SL 84<br>D SL 85<br>X SL 83<br>3-2 ①<br>G4-3<br>2-3 | | C FF 92<br>D FS 81<br>X FF 93<br>1-1<br>G6-3 ③ | | 5 | 0 | 1 | 0 | 1 | 1 | 4 |
| 7 Joe Mauer, L (1, 3)<br>OBP: 0.365, SLG: 0.317 | 1 SAFE<br>B FF 91<br>S FF 91<br>B FF 90<br>B FC 87<br>F FF 91<br>F FF 91<br>1 SAFE<br>F FF 91<br>3-3 ① ②<br>K<br>1-2 | | B FF 90<br>D FS 84<br>C FF 89<br>F FF 90<br>X FF 92<br>2-2 ③<br>L7 | S SI 92<br>B FC 88<br>1 SAFE<br>D FS 83<br>B FC 89<br>B FC 87<br>4-1<br>1-2<br>2-3<br>BB | | | X SI 95<br>0-0 ②<br>G6-3 | | I IN 77<br>I IN 80<br>I IN 79<br>I IN 76<br>4-0<br>24<br>G6-4-3<br>IBB | | C FF 92<br>X SI 93<br>0-1<br>24<br>2B<br>20<br>1B<br>1B | 4 | 1 | 1 | 0 | 2 | 1 | 3 |
| 24 Trevor Plouffe, R (1, 5)<br>OBP: 0.407, SLG: 0.474 | B CU 70<br>C FF 89<br>B FS 84<br>B CU 68<br>F FF 91<br>F FF 92<br>S FS 84<br>3-3 ③<br>K2-3 | | | 20<br>HR<br>BB<br>P6 | | | C FF 96<br>S CU 78<br>B SI 97<br>B SI 96<br>S SI 98<br>2-3 ③<br>K | | F SL 85<br>D SL 84<br>X SL 83<br>1-1 ② ③<br>G6-4-3<br>1-2f | | | B SL 77<br>B FF 92<br>F FF 93<br>1 SAFE<br>F FF 94<br>1 SAFE<br>B SL 78<br>X FF 94<br>3-2<br>20<br>1B<br>1-3<br>2B | 5 | 2 | 1 | 0 | 1 | 2 | 5 |
| 20 Chris Colabello, R (1, 10)<br>OBP: 0.386, SLG: 0.577<br>32 Aaron Hicks, S (12, PR)<br>OBP: 0.293, SLG: 0.206<br>(12, 10) | | C FF 89<br>S FS 83<br>S FS 84<br>0-3 ①<br>K | B FF 89<br>X FS 84<br>1-0<br>1-H<br>HR | C FC 86<br>S SI 92<br>B FS 84<br>B FS 82<br>F SL 87<br>S FF 91<br>2-3 ①<br>K | | | | B CU 76<br>X FF 87<br>1-0 ①<br>F9 | | C FF 91<br>F FF 91<br>F FF 92<br>B FF 92<br>X FF 92<br>1-2 ①<br>G6-3 | | C SL 78<br>F SI 93<br>F SL 78<br>F FS 81<br>X FS 80<br>0-2<br>2-H<br>3-H<br>1B | 6<br>0 | 1<br>0 | 2<br>0 | 4<br>0 | 0<br>0 | 2<br>0 | 0<br>0 |
| 13 Jason Kubel, L (1, 7)<br>OBP: 0.377, SLG: 0.426 | | C CU 69<br>B FF 89<br>C FS 84<br>B FS 83<br>B FS 85<br>S FF 91<br>3-3 ②<br>K | S FF 91<br>B FF 91<br>C FF 91<br>X FS 84<br>1-2<br>12<br>BB<br>43<br>1B<br>5<br>SF9<br>1B | C FS 83<br>B SI 91<br>F SI 92<br>B FS 84<br>S FS 84<br>2-3 ②<br>K | | | | C CU 76<br>S FS 81<br>B FF 89<br>B FF 88<br>S FS 80<br>2-3 ②<br>K | | B FF 90<br>B FF 92<br>B FF 92<br>C FF 91<br>C FF 92<br>S FF 92<br>3-3 ②<br>K | | F FF 90<br>X FF 92<br>0-1 ①<br>F7 | 6 | 1 | 1 | 0 | 0 | 4 | 1 |
| 43 Josmil Pinto, R (1, 2)<br>OBP: 0.409, SLG: 0.490 | | B CU 69<br>C FF 91<br>F FS 84<br>B FS 85<br>B FS 84<br>S FS 85<br>3-3 ③<br>K | X FF 91<br>0-0<br>5<br>SF9<br>12<br>BB<br>1<br>1B<br>1-2<br>1B | C FC 86<br>B SL 87<br>F SI 91<br>F FS 83<br>X SI 90<br>1-2 ③<br>F9 | | | | C CU 77<br>F CU 75<br>B FF 89<br>B CU 76<br>B FF 88<br>4-1<br>12<br>1B<br>BB | | S SL 85<br>B FF 91<br>B SL 85<br>X SL 85<br>2-1 ③<br>G1-3 | | C FF 92<br>B FF 93<br>D SL 77<br>F FF 92<br>X SL 76<br>2-2 ②<br>F7 | 5 | 1 | 1 | 0 | 1 | 1 | 1 |
| 12 Chris Herrmann, L (1, 9)<br>OBP: 0.263, SLG: 0.176 | | | C FF 89<br>B FS 84<br>F FS 83<br>X FS 85<br>1-2<br>2<br>BB<br>1B | S FF 90<br>F FF 90<br>B FF 90<br>F FS 84<br>F FF 90<br>D FS 84<br>B FF 90<br>F FF 90<br>F FF 90<br>4-2<br>B FS 84<br>7<br>BB<br>1<br>1B<br>1-2<br>2-3<br>BB | | | C CU 80<br>B FF 93<br>F CU 81<br>B FS 86<br>S FS 85<br>2-3 ①<br>K | | F CU 76<br>D FS 81<br>S FS 80<br>X FS 80<br>1-2<br>5<br>FC6<br>1-3<br>1B | | C FF 93<br>B FS 81<br>T FF 94<br>X FS 82<br>1-2 ①<br>F7 | F FF 93<br>B SI 92<br>X FF 91<br>1-1 ③<br>F8 | 5 | 0 | 2 | 0 | 1 | 1 | 1 |
| 5 Eduardo Escobar, S (1, 6)<br>OBP: 0.292, SLG: 0.318 | | | 1 SAFE<br>B FF 90<br>S FS 83<br>F FF 90<br>X FS 85<br>1-2 ①<br>F7 | T FF 90<br>B FF 91<br>F FF 89<br>B FF 90<br>X FF 90<br>2-2 ①<br>SF9<br>2-3<br>3-H | | | C FF 92<br>F CU 81<br>B SI 91<br>X FF 93<br>1-2 ②<br>G6-3 | B FS 80<br>C CU 77<br>F FS 81<br>X FF 89<br>1-2 ③<br>FC6<br>1-2f | | | C FF 94<br>F FF 95<br>B FF 93<br>F FS 80<br>X FF 95<br>1-2<br>2B | 4 | 0 | 1 | 1 | 0 | 0 | 3 |
| 1 Sam Fuld, L (1, 8)<br>OBP: 0.289, SLG: 0.457 | | | B CU 70<br>C FS 83<br>F FF 90<br>X FS 84<br>1-2 ②<br>F8 | C SI 91<br>B FC 89<br>F SI 92<br>X FC 88<br>1-2<br>7<br>BB<br>3-H<br>1B | | | C SI 92<br>B FS 85<br>C SI 93<br>S SI 92<br>1-3 ③<br>K | | B FF 90<br>X FF 91<br>1-0<br>2<br>G4-3<br>2B | | B FF 92<br>F FF 92<br>C FF 93<br>F SI 90<br>S FS 81<br>1-3 ②<br>K | 5 | 0 | 2 | 1 | 0 | 2 | 2 |

| Inning Stats | | | | | | | | | | | | | | | | | | | | | | | | | | | | |
|---|---|---|---|---|---|---|---|---|---|---|---|---|---|---|---|---|---|---|---|---|---|---|---|---|---|---|---|---|
| | R: 0 | H: 1 | R: 0 | H: 0 | R: 0 | H: 1 | R: 4 | H: 4 | R: 0 | H: 0 | R: 0 | H: 0 | R: 0 | H: 1 | R: 0 | H: 1 | R: 0 | H: 0 | R: 0 | H: 1 | R: 2 | H: 3 | 1B: 8 | SF: 1 | WP: 0 | PA: 52 |
| | E: 0 | LOB: 0 | E: 0 | LOB: 0 | E: 0 | LOB: 2 | E: 0 | LOB: 3 | E: 0 | LOB: 0 | E: 0 | LOB: 0 | E: 0 | LOB: 2 | E: 0 | LOB: 1 | K: 0 | LOB: 1 | E: 0 | LOB: 1 | E: 0 | LOB: 1 | 2B: 3 | SAC: 0 | PB: 0 | |
| | K: 2 | BB: 0 | K: 3 | BB: 0 | K: 0 | BB: 1 | K: 0 | BB: 3 | K: 2 | BB: 0 | K: 2 | BB: 0 | K: 1 | BB: 1 | K: 0 | BB: 1 | S: 7 | BB: 0 | K: 1 | BB: 0 | K: 0 | BB: 0 | 3B: 0 | DP: 1 | SB: 0 | |
| | S: 17 | P: 25 | S: 9 | P: 15 | S: 12 | P: 21 | S: 23 | P: 43 | S: 11 | P: 16 | S: 9 | P: 13 | S: 7 | P: 9 | S: 11 | P: 20 | S: 7 | P: 16 | S: 9 | P: 15 | S: 13 | P: 17 | HR: 1 | HBP: 0 | CS: 0 | |

| PITCHER | | IP | WLS | BF | H | R | ER | SO | BB | IBB | HBP | BLK | WP | HR | S | P | ERA | WHIP |
|---|---|---|---|---|---|---|---|---|---|---|---|---|---|---|---|---|---|---|
| 23 Jake Odorizzi, R<br>ERA: 6.52 | (1, 1) | 3.1 | | 17 | 5 | 4 | 4 | 5 | 3 | 0 | 0 | 0 | 0 | 1 | 53 | 88 | 10.80 | 2.400 |
| 47 Brandon Gomes, R<br>ERA: 3.12 | (4, 1) | 1.2 | | 7 | 1 | 0 | 0 | 2 | 1 | 0 | 0 | 0 | 0 | 0 | 19 | 32 | 0.00 | 1.200 |
| 13 Heath Bell, R<br>ERA: 5.23 | (6, 1) | 1.0 | | 3 | 0 | 0 | 0 | 2 | 0 | 0 | 0 | 0 | 0 | 0 | 9 | 13 | 0.00 | 0.000 |
| 57 Jake McGee, L<br>ERA: 1.13 | (7, 1) | 1.0 | | 3 | 0 | 0 | 0 | 2 | 0 | 0 | 0 | 0 | 0 | 0 | 7 | 9 | 0.00 | 0.000 |
| 62 Joel Peralta, R<br>ERA: 2.35 | (8, 1) | 1.0 | | 5 | 1 | 0 | 0 | 1 | 1 | 0 | 0 | 0 | 0 | 0 | 11 | 20 | 0.00 | 2.000 |
| 50 Grant Balfour, R<br>ERA: 1.86 | (9, 1) | 2.0 | | 7 | 1 | 0 | 0 | 1 | 0 | 1 | 0 | 0 | 0 | 0 | 16 | 31 | 0.00 | 0.500 |
| 52 Josh Lueke, R<br>ERA: 4.38 | (11, 1) | 2.0 | L | 10 | 4 | 2 | 2 | 1 | 0 | 0 | 0 | 0 | 0 | 0 | 30 | 40 | 9.00 | 2.000 |

TOP

# Minnesota Twins @ Tampa Bay Rays

Tropicana Field, St. Petersburg, FL

Wed Apr 23 2014, 7:12 PM - 11:59 PM EDT

Att. 11,993 - Dome - 72 F

livebaseballscorecards.com

| | |
|---|---|
| AB | 45 |
| R | 6 |
| H | 12 |
| RBI | 6 |
| BB | 6 |
| SO | 14 |
| LOB | 20 |

| Batter | 1 | 2 | 3 | 4 | 5 | 6 | 7 | 8 | 9 | 10 | 11 | 12 | AB | R | H | RBI | BB | SO | LOB |
|---|---|---|---|---|---|---|---|---|---|---|---|---|---|---|---|---|---|---|---|
| 18 Ben Zobrist, S (1, 7) (9, 4)<br>OBP: 0.383, SLG: 0.425 | B SI 91<br>B SI 90<br>C SI 91<br>X SI 91<br>2-1 G6-3 ① | | B SI 90<br>X SI 91<br>1-0 G3 ①<br>1-2 | | B CU 73<br>C FS 84<br>X SI 90<br>1-1 P5 ②<br>2-3<br>3-H SF8 ② | C SI 88<br>B SI 88<br>X CH 79<br>1-1 | | | C SI 91<br>X CH 86<br>0-1 G6-3 ① | | B SL 90<br>X FF 90<br>1-0 P2 ① | | 5 | 0 | 0 | 1 | 0 | 0 | 1 |
| 8 Desmond Jennings, R (1, 8)<br>OBP: 0.413, SLG: 0.444 | C FF 91<br>B SL 85<br>F SL 85<br>F SI 92<br>B SL 84<br>F FF 92<br>X SI 92<br>2-2 20 E 20 S 20 G6-3 1B | | B CU 76<br>B SI 91<br>B SI 91<br>B SI 92<br>4-0 3 S BB | | C SL 84<br>X SL 84<br>0-1 20 2B 3 1B 1B ③ | B FF 93<br>X FF 92<br>1-0 L7 | | | F SI 92<br>B CH 84<br>X CH 87<br>1-1 21 WP 1 1B 1B | | C SL 87<br>B SL 88<br>F FF 92<br>F FF 92<br>F CU 79<br>B SL 88<br>X SL 88<br>2-2 F9 ② | | 5 | 2 | 3 | 0 | 1 | 0 | 2 |
| 20 Matt Joyce, L (1, 10)<br>OBP: 0.439, SLG: 0.577<br>1 Sean Rodriguez, R (9, PH)<br>OBP: 0.250, SLG: 0.577<br>(10, 10) | C SI 90<br>T FF 92<br>B SI 91<br>B SL 84<br>B SI 91<br>X FF 92<br>3-2 G6-3 ②<br>1-H | | T FF 91<br>B FS 85<br>B SI 90<br>F SI 91<br>X FF 92<br>2-2 SF8 ②<br>2-H | | B FF 90<br>X FS 84<br>1-0 3 1B 2B<br>1-3 | | C FF 93<br>F FF 93<br>X SL 85<br>0-2 L7 ① | | 1 SAFE<br>B SI 91<br>B CH 85<br>1 SAFE<br>F SI 92<br>B SI 92<br>1 SAFE<br>F SI 92<br>1 SAFE<br>3-2 1 SAFE<br>F SI 91<br>F SI 92<br>X SL 83<br>X SI 91<br>1-2 21 WP 1B | | S FF 92<br>B FF 91<br>S FF 93<br>T FF 93<br>1-2 K ③ | | 3<br>2 | 0<br>0 | 1<br>1 | 2<br>0 | 0<br>1 | 0<br>0 | 0<br>0 |
| 3 Evan Longoria, R (1, 5)<br>OBP: 0.389, SLG: 0.443 | S FF 92<br>B FF 91<br>B FF 91<br>X SL 84<br>2-1 G6-3 ③ | | 1 SAFE<br>B FF 90<br>S FF 91<br>B SL 86<br>1 SAFE<br>B SL 85<br>B<br>4-1 1-2 BB | | F SI 92<br>B SL 84<br>F FF 92<br>X FF 93<br>1-2<br>2-3<br>3-H 1B | | C SL 85<br>C FF 94<br>B SL 86<br>X FF 94<br>1-2 F9 ② | | X SI 92<br>0-0 F7 ② | | | C FF 92<br>B SL 84<br>X FF 94<br>1-1 P6 ① | 5 | 0 | 1 | 1 | 1 | 0 | 2 |
| 21 James Loney, L (1, 3)<br>OBP: 0.380, SLG: 0.441 | | C FF 92<br>B FF 90<br>X SI 90<br>1-1 G6-3 ①<br>B SI 92<br>B FF 90<br>B SI 91<br>C SI 91<br>X SI 92<br>3-1 L8 ③ | | B FF 91<br>X FF 91<br>1-0 F8 ③ | | C SL 84<br>F FF 94<br>X FF 94<br>0-2 1B | | C SL 82<br>B SI 92<br>S SL 82<br>B SL 84<br>B SI 93<br>B SL 83<br>4-2 1-2<br>2-3 BB | | | X SI 92<br>0-0 G5-3 ② | 5 | 0 | 1 | 0 | 1 | 0 | 4 |
| 9 Wil Myers, R (1, 9)<br>OBP: 0.313, SLG: 0.351 | C FF 91<br>B FF 91<br>B CU 77<br>B SL 86<br>B SI 92<br>4-1 11 FC3-6 BB | C FF 89<br>C SI 89<br>B SL 85<br>B SI 91<br>X SI 91<br>2-2 G4-3 ① | | | C FF 91<br>B SI 91<br>B SL 84<br>X SI 92<br>2-1 11 SH1-4 11 HBP 18 SF8 1B | S SL 82<br>S SL 83<br>S SL 83<br>0-3 K ③ | | | X SL 90<br>0-0 G6-3 ③ | | | C FF 92<br>S FF 93<br>T SL 83<br>0-2 K ③ | 5 | 1 | 1 | 0 | 1 | 2 | 4 |
| 11 Logan Forsythe, R (1, 4)<br>OBP: 0.255, SLG: 0.222<br>7 David DeJesus, L (8, PH)<br>OBP: 0.231, SLG: 0.250<br>(9, 7) | B SI 89<br>1 SAFE<br>C FF 90<br>X SI 90<br>1-1 FC3-6 ②<br>1-2f | C FF 90<br>X CU 74<br>0-1 G5-3 ② | | | B FF 90<br>B SI 91<br>F SI 91<br>1 SAFE<br>H SI 90<br>3-1 18 SF8 11 SH1-4 HBP<br>1-2 | | B FF 91<br>B FF 92<br>B FF 93<br>F FF 93<br>X FF 92<br>3-2 P6 ① | | B FF 91<br>C FF 90<br>B SL 87<br>X FF 92<br>2-1 L4 ① | | 2<br>2 | 0<br>0 | 0<br>0 | 0<br>0 | 0<br>0 | 0<br>0 | 1<br>0 |
| 11 Yunel Escobar, R (1, 6)<br>OBP: 0.250, SLG: 0.303 | X FF 91<br>0-0 G4-3 ③ | B FF 91<br>B FF 92<br>X SI 92<br>2-0 F9 ③ | | | X SI 92<br>0-0 SH1-4 ①<br>1-2<br>2-3 | | B SL 85<br>B SL 84<br>X SL 86<br>2-0 F9 ② | | | X SL 88<br>0-0 G1-3 ② | | | 4 | 0 | 0 | 0 | 0 | 0 | 1 |
| 24 Ryan Hanigan, R (1, 2)<br>OBP: 0.327, SLG: 0.488 | | | B FF 92<br>C FF 91<br>C SI 91<br>X SI 91<br>1-2 20 WP 18 G3 20 SF8 1B | | C SI 90<br>S SL 84<br>0-3 K ① | B SI 91<br>B SI 92<br>B SI 92<br>C SI 92<br>B SI 92<br>4-1 BB | | | C FF 94<br>B FF 94<br>C SL 86<br>B SL 84<br>B SL 85<br>X FF 93<br>3-2 G6-3 ③ | | S SL 89<br>F FF 93<br>B FF 93<br>S SL 89<br>1-3 K ③ | | 4 | 1 | 1 | 0 | 1 | 2 | 0 |
| Inning Stats | R: 1<br>E: 0<br>K: 0<br>S: 12<br>H: 1<br>LOB: 0<br>BB: 0<br>P: 21 | R: 0<br>E: 0<br>K: 0<br>S: 6<br>H: 0<br>LOB: 1<br>BB: 1<br>P: 12 | R: 1<br>E: 0<br>K: 0<br>S: 10<br>H: 1<br>LOB: 2<br>BB: 2<br>P: 25 | R: 0<br>E: 0<br>K: 0<br>S: 6<br>H: 0<br>LOB: 0<br>BB: 0<br>P: 10 | R: 1<br>E: 0<br>K: 1<br>S: 12<br>H: 3<br>LOB: 2<br>BB: 0<br>P: 16 | R: 1<br>E: 0<br>K: 0<br>S: 8<br>H: 1<br>LOB: 2<br>BB: 1<br>P: 19 | R: 0<br>E: 0<br>K: 1<br>S: 12<br>H: 1<br>LOB: 1<br>BB: 0<br>P: 13 | R: 0<br>E: 0<br>K: 0<br>S: 7<br>H: 0<br>LOB: 0<br>BB: 0<br>P: 15 | R: 0<br>E: 0<br>K: 0<br>S: 14<br>H: 2<br>LOB: 3<br>BB: 1<br>P: 22 | R: 0<br>E: 0<br>K: 1<br>S: 6<br>H: 0<br>LOB: 0<br>BB: 0<br>P: 9 | R: 0<br>E: 0<br>K: 1<br>S: 9<br>H: 0<br>LOB: 0<br>BB: 0<br>P: 13 | R: 0<br>E: 0<br>K: 1<br>S: 6<br>H: 0<br>LOB: 0<br>BB: 0<br>P: 7 | 1B: 8<br>2B: 1<br>3B: 0<br>HR: 0 | SF: 2<br>SAC: 1<br>DP: 0<br>HBP: 1 | WP: 2<br>PB: 0<br>SB: 2<br>CS: 0 | PA: 51 | | | |

| PITCHER | | IP | WLS | BF | H | R | ER | SO | BB | IBB | HBP | BLK | WP | HR | S | P | ERA | WHIP |
|---|---|---|---|---|---|---|---|---|---|---|---|---|---|---|---|---|---|---|
| 37 Mike Pelfrey, R<br>ERA: 7.32 | (1, 1) | 5.0 | | 25 | 6 | 4 | 3 | 1 | 3 | 0 | 1 | 0 | 1 | 0 | 49 | 92 | 5.40 | 1.800 |
| 59 Michael Tonkin, R<br>ERA: 1.93 | (6, 1) | 0.1 | H | 2 | 0 | 0 | 0 | 0 | 1 | 0 | 0 | 0 | 0 | 0 | 2 | 6 | 0.00 | 3.000 |
| 56 Caleb Thielbar, L<br>ERA: 2.84 | (6, 1) | 0.1 | B | 1 | 0 | 0 | 0 | 0 | 0 | 0 | 0 | 0 | 0 | 0 | 2 | 3 | 0.00 | 0.000 |
| 51 Anthony Swarzak, R<br>ERA: 5.4 | (6, 1) | 2.1 | | 8 | 1 | 0 | 0 | 1 | 0 | 0 | 0 | 0 | 0 | 0 | 20 | 30 | 0.00 | 0.429 |
| 52 Brian Duensing, L<br>ERA: | (9, 1) | 0.2 | | 5 | 2 | 0 | 0 | 0 | 1 | 0 | 0 | 0 | 1 | 0 | 13 | 21 | 0.00 | 4.500 |

| PITCHER | | IP | WLS | BF | H | R | ER | SO | BB | IBB | HBP | BLK | WP | HR | S | P | ERA | WHIP |
|---|---|---|---|---|---|---|---|---|---|---|---|---|---|---|---|---|---|---|
| 50 Casey Fien, R<br>ERA: 3.0 | (9, 1) | 2.1 | W | 7 | 0 | 0 | 0 | 2 | 0 | 0 | 0 | 0 | 0 | 0 | 16 | 23 | 0.00 | 0.000 |
| 15 Glen Perkins, L<br>ERA: 4.0 | (12, 1) | 1.0 | S | 3 | 0 | 0 | 0 | 1 | 0 | 0 | 0 | 0 | 0 | 0 | 6 | 7 | 0.00 | 0.000 |

# BOTTOM

## Minnesota Twins @ Tampa Bay Rays

Tropicana Field, St. Petersburg, FL

Wed Apr 23 2014, 7:12 PM - 11:59 PM EDT

Att. 11,993 - Dome - 72 F

livebaseballscorecards.com

| | |
|---|---|
| AB | 42 |
| R | 4 |
| H | 9 |
| RBI | 4 |
| BB | 5 |
| SO | 5 |
| LOB | 15 |

# Minnesota Twins @ Tampa Bay Rays

Tropicana Field, St. Petersburg, FL

Thu Apr 24 2014, 1:11 PM - 4:52 PM EDT

Att. 13,177 - Dome - 72 F

TOP

livebaseballscorecards.com

| Batter | 1 | 2 | 3 | 4 | 5 | 6 | 7 | 8 | 9 | AB | R | H | RBI | BB | SO | LOB |
|---|---|---|---|---|---|---|---|---|---|---|---|---|---|---|---|---|
| 2 Brian Dozier, R (1, 4)<br>OBP: 0.356, SLG: 0.447 | B SI 87<br>B CH 74<br>B FS 83<br>C FF 85<br>F FF 88<br>B SI 90<br>4-2<br>24 G4-3 7 BB 8 1B<br>BB | C CH 73<br>C CU 74<br>F CU 74<br>B FF 87<br>B CH 73<br>F CU 75<br>F FF 86<br>F CU 76<br>B CU 73<br>4-2<br>B CH 77<br>7 1B 24 1B<br>BB | | C SI 85<br>M SI 88<br>X CU 74<br>0-2<br>24 F8<br>1B | C CU 78<br>B CU 81<br>B FS 85<br>X SI 89<br>2-1 ②<br>G5-3 | | C FF 93<br>B FF 92<br>B FF 92<br>B CH 84<br>B CH 82<br>4-1<br>7 G4-3 7 S<br>BB | | B SI 96<br>B FF 96<br>C FF 95<br>B FF 96<br>F FF 95<br>F SI 97<br>S SI 97<br>3-3 ①<br>K | 3 | 2 | 1 | 0 | 3 | 1 | 0 |
| 7 Joe Mauer, L (1, 3)<br>OBP: 0.373, SLG: 0.322 | B FF 88<br>F SI 89<br>B FF 88<br>B SI 86<br>F FF 86<br>B SI 89<br>4-2<br>24 G4-3 8 1B<br>1-2<br>BB | X SI 84<br>0-0<br>20 F8 24 1B<br>1-2<br>1B | | L CU 74<br>B CU 76<br>F SI 88<br>F SI 90<br>F FF 88<br>C SI 88<br>1-3 ①<br>K | C CU 79<br>S CU 82<br>B SI 90<br>B CH 84<br>F CU 80<br>F SI 90<br>X SI 92<br>2-2 ③<br>G5-3 | | B FF 91<br>F CH 82<br>B CH 84<br>B CH 84<br>X CH 82<br>3-1 ②<br>G4-3<br>1-3 | | C SI 97<br>B CU 77<br>C FF 96<br>F SI 97<br>B SI 98<br>X SI 98<br>2-2<br>1B | 5 | 1 | 2 | 0 | 1 | 1 | 2 |
| 24 Trevor Plouffe, R (1, 5)<br>OBP: 0.412, SLG: 0.481 | B FF 89<br>X CU 74<br>1-0 ①<br>G4-3<br>1-2<br>2-3 | C SI 88<br>D CU 76<br>S CH 71<br>B SI 89<br>D CH 72<br>F CH 74<br>F FF 88<br>X FS 76<br>3-2<br>8 FC5-4<br>1-2<br>2-H<br>1B | | F SI 89<br>C SI 88<br>X SI 90<br>0-2 ②<br>F8<br>1-2 | | B SI 89<br>X SI 90<br>1-0<br>43 G3 8 1B<br>2B | B CH 83<br>B FF 90<br>C CH 82<br>D CH 83<br>B CH 82<br>4-1<br>BB | | S SI 95<br>B FF 96<br>B SI 96<br>X SI 96<br>2-1 ②<br>F8 | 5 | 1 | 2 | 1 | 1 | 0 | 4 |
| 20 Chris Colabello, R (1, 9)<br>OBP: 0.364, SLG: 0.542<br>12 Chris Herrmann, L (7, 9)<br>OBP: 0.250, SLG: 0.167 | C SI 88<br>B FF 90<br>B SI 89<br>C CU 75<br>X SI 90<br>2-2 ②<br>L6 | X FF 87<br>0-0 ①<br>F8<br>2-3 | | B SI 88<br>B CH 72<br>X FF 88<br>2-0 ③<br>G5-3 | | B CU 79<br>S CU 78<br>B SI 89<br>X SI 89<br>2-1 ①<br>G6-3 | B CH 83<br>X FF 91<br>1-0 ③<br>F8 | | B SI 96<br>F SI 96<br>S FF 96<br>S FF 97<br>1-3 ③<br>K | 5<br>1 | 0<br>0 | 0<br>0 | 0<br>0 | 0<br>1 | 0<br>1 | 8<br>1 |
| 43 Josmil Pinto, R (1, 10)<br>OBP: 0.408, SLG: 0.463 | F CU 75<br>B FF 88<br>B SI 89<br>F CU 74<br>B SI 90<br>B CU 76<br>4-2<br>8 1B 1 2B<br>BB | C FF 88<br>F CH 73<br>B SI 89<br>C SI 89<br>1-3 ②<br>K | | | B CU 79<br>F SI 90<br>C SI 92<br>H SI 91<br>2-2<br>8 1B 1 2B<br>HBP | F SI 88<br>F CU 80<br>F SI 91<br>X FF 91<br>0-2 ②<br>G3<br>2-3 | | B SL 76<br>C SL 76<br>X FS 81<br>1-1 ①<br>G5-3 | | 3 | 2 | 0 | 0 | 1 | 1 | 3 |
| 8 Kurt Suzuki, R (1, 2)<br>OBP: 0.406, SLG: 0.414 | B FF 88<br>B CU 76<br>X SI 88<br>2-0<br>1 2B<br>1-2<br>2-H<br>3-H<br>1B | C CU 75<br>X CU 76<br>0-1 ③<br>FC5-4<br>1-2f | | | D CU 80<br>C SI 90<br>X SI 90<br>1-1<br>1 2B 32 HR<br>1-2<br>1B | C CU 80<br>B SI 91<br>B SI 91<br>X CU 80<br>2-1<br>1 1B<br>3-H<br>1B | | C FF 94<br>F FF 95<br>B FS 81<br>H FS 80<br>2-2<br>32 BB<br>HBP | | 4 | 1 | 3 | 3 | 0 | 0 | 2 |
| 1 Sam Fuld, L (1, 7)<br>OBP: 0.326, SLG: 0.525 | C FF 87<br>X CU 76<br>0-1<br>1-3<br>2-H<br>2B | | C FS 84<br>B FF 87<br>X SI 86<br>1-1 ①<br>G4-3 | | B SI 90<br>C SI 90<br>B CU 78<br>X SI 90<br>2-1<br>32 HR<br>1-3<br>2-H<br>2B | B FF 90<br>B FF 90<br>B FF 89<br>C FF 89<br>X FF 90<br>3-1<br>1-2<br>1B | | S FS 80<br>B SL 77<br>X SL 76<br>1-1 ②<br>L9 | | 5 | 1 | 3 | 2 | 0 | 0 | 1 |
| 32 Aaron Hicks, S (1, 8)<br>OBP: 0.313, SLG: 0.258 | S FF 90<br>B CH 74<br>B SI 90<br>C CU 77<br>F FF 90<br>B SI 90<br>B CU 74<br>4-2<br>BB | | C CU 73<br>X SI 88<br>0-1 ②<br>B1-3 | | B CU 79<br>C CU 79<br>C SI 91<br>D FS 84<br>F CH 82<br>B FF 92<br>X CH 83<br>3-2<br>2-H<br>3-H<br>HR | S CH 82<br>S CH 84<br>S CH 85<br>0-3 ③<br>K | | B SL 77<br>B FS 80<br>B FF 93<br>B FF 94<br>4-0<br>1-2<br>BB | | 3 | 1 | 1 | 3 | 2 | 1 | 2 |
| 25 Pedro Florimón, S (1, 6)<br>OBP: 0.208, SLG: 0.188 | F FF 89<br>S FF 88<br>F FF 85<br>C CU 76<br>0-3 ③<br>K | | B SI 87<br>B CU 74<br>X SI 86<br>2-0 ③<br>F8 | | X SI 91<br>0-0 ①<br>G6-3 | | B FF 92<br>S CH 83<br>B FF 92<br>F CH 83<br>S CH 84<br>2-3 ①<br>K | C FS 80<br>S FS 80<br>F FF 94<br>F FS 80<br>F FS 81<br>B FS 81<br>X FS 81<br>1-2 ③<br>G4-3 | | 5 | 0 | 0 | 0 | 0 | 2 | 5 |
| Inning Stats | R: 3 H: 2<br>E: 0 LOB: 3<br>K: 1 BB: 4<br>S: 20 P: 41 | R: 1 H: 2<br>E: 0 LOB: 2<br>K: 1 BB: 1<br>S: 18 P: 26 | R: 0 H: 0<br>E: 0 LOB: 0<br>K: 0 BB: 0<br>S: 5 P: 8 | R: 0 H: 1<br>E: 0 LOB: 1<br>K: 1 BB: 0<br>S: 12 P: 15 | R: 4 H: 3<br>E: 0 LOB: 0<br>K: 0 BB: 0<br>S: 18 P: 30 | R: 1 H: 3<br>E: 0 LOB: 2<br>K: 1 BB: 0<br>S: 14 P: 22 | R: 0 H: 0<br>E: 0 LOB: 2<br>K: 1 BB: 2<br>S: 8 P: 22 | R: 0 H: 0<br>E: 0 LOB: 2<br>K: 0 BB: 1<br>S: 12 P: 21 | R: 0 H: 1<br>E: 0 LOB: 1<br>K: 2 BB: 0<br>S: 13 P: 21 | 1B: 8 SF: 0<br>2B: 3 SAC: 0<br>3B: 0 DP: 0<br>HR: 1 HBP: 2 | | | | | | |

| | |
|---|---|
| AB | 39 |
| R | 9 |
| H | 12 |
| RBI | 9 |
| BB | 8 |
| SO | 7 |
| LOB | 28 |

WP: 0 PA: 49
PB: 0
SB: 1
CS: 0

| PITCHER | | IP | WLS | BF | H | R | ER | SO | BB | IBB | HBP | BLK | WP | HR | S | P | ERA | WHIP |
|---|---|---|---|---|---|---|---|---|---|---|---|---|---|---|---|---|---|---|
| 40 Erik Bedard, L<br>ERA: 7.45 | (1, 1) | 4.0 | L | 22 | 5 | 4 | 4 | 3 | 5 | 0 | 0 | 0 | 0 | 0 | 55 | 90 | 9.00 | 2.500 |
| 13 Heath Bell, R<br>ERA: 8.25 | (5, 1) | 1.2 | | 11 | 5 | 5 | 5 | 0 | 0 | 0 | 1 | 0 | 0 | 1 | 27 | 44 | 27.00 | 3.000 |
| 46 Juan Carlos Oviedo, R<br>ERA: | (6, 1) | 1.1 | | 7 | 1 | 0 | 0 | 2 | 2 | 0 | 0 | 0 | 0 | 0 | 13 | 30 | 0.00 | 2.250 |
| 52 Josh Lueke, R<br>ERA: 4.05 | (8, 1) | 1.0 | | 5 | 0 | 0 | 0 | 0 | 1 | 0 | 1 | 0 | 0 | 0 | 12 | 21 | 0.00 | 1.000 |
| 57 Jake McGee, L<br>ERA: 1.0 | (9, 1) | 1.0 | | 4 | 1 | 0 | 0 | 2 | 0 | 0 | 0 | 0 | 0 | 0 | 13 | 21 | 0.00 | 1.000 |

| PITCHER | IP | WLS | BF | H | R | ER | SO | BB | IBB | HBP | BLK | WP | HR | S | P | ERA | WHIP |
|---|---|---|---|---|---|---|---|---|---|---|---|---|---|---|---|---|---|

# BOTTOM

## Minnesota Twins @ Tampa Bay Rays

Tropicana Field, St. Petersburg, FL

Thu Apr 24 2014, 1:11 PM - 4:52 PM EDT

Att. 13,177 - Dome - 72 F

livebaseballscorecards.com

| Batter | 1 | 2 | 3 | 4 | 5 | 6 | 7 | 8 | 9 | AB | R | H | RBI | BB | SO | LOB |
|---|---|---|---|---|---|---|---|---|---|---|---|---|---|---|---|---|
| 18 Ben Zobrist, S (1, 4)<br>OBP: 0.404, SLG: 0.440 | B FF 88<br>B SI 88<br>B FF 89<br>B FF 87<br>4-0<br>8 G5-4-3<br>BB | S FS 81<br>B FS 78<br>C CU 74<br>F FS 80<br>B FF 91<br>X CU 74<br>2-2 ③<br>F9 | | | F FF 89<br>B FF 89<br>C CU 72<br>X FS 79<br>1-2<br>8 G6-4-3<br>1B | | X SI 89<br>0-0<br>1-2<br>2-3<br>1B | S CH 85<br>F CH 86<br>F SL 84<br>B FF 91<br>X CH 85<br>1-2<br>1-2<br>2-3<br>1B | | 4 | 0 | 3 | 0 | 1 | 0 | 1 |
| 8 Desmond Jennings, R (1, 8)<br>OBP: 0.388, SLG: 0.418 | B FF 88<br>B FF 88<br>C FF 89<br>B SL 81<br>X SI 88<br>3-1 ① ②<br>G5-4-3<br>1-2f | B FF 89<br>C SL 79<br>B SL 80<br>X FF 89<br>2-1 ①<br>L7 | X SI 89<br>0-0 ② ③<br>G6-4-3<br>1-2f | | B SI 89<br>F SI 90<br>B SL 78<br>X SI 89<br>2-1 ①<br>SF9<br>2-3<br>3-H | X FF 90<br>0-0 ③<br>P3 | | | 4 | 0 | 0 | 1 | 0 | 0 | 5 |
| 20 Matt Joyce, L (1, 7)<br>OBP: 0.443, SLG: 0.600<br>1 Sean Rodríguez, R (9, PH)<br>OBP: 0.241, SLG: 0.556 | B SI 90<br>X FC 90<br>1-0 ③<br>F8 | C CU 73<br>B FS 80<br>F SL 79<br>B SL 81<br>X CU 79<br>2-2<br>3 E 3 S<br>1B | | | B FF 87<br>X FF 88<br>1-0<br>21 1B<br>2B | C SL 77<br>F SI 90<br>D SL 78<br>X SI 92<br>1-2 ②<br>SF8<br>3-H | | | C FF 92<br>B FF 94<br>B FF 93<br>B FF 92<br>F FF 92<br>C SL 82<br>3-3 ①<br>K | 3<br>1 | 1<br>0 | 2<br>0 | 1<br>0 | 0<br>1 | 0<br>0 |
| 3 Evan Longoria, R (1, 5)<br>OBP: 0.379, SLG: 0.440 | | C SI 88<br>X FF 89<br>0-1<br>21 2B<br>2B | B SL 81<br>1 SAFE<br>C FF 89<br>B SI 89<br>C SL 82<br>F SI 90<br>F SL 82<br>S FS 80<br>2-3 ②<br>K<br>1-3 | | X SI 86<br>0-0 ①<br>G5-3 | B SI 93<br>C SI 94<br>B SI 92<br>F SI 93<br>X SI 94<br>2-2 ③<br>P6 | | | F SI 94<br>F FF 94<br>S SL 83<br>0-3 ②<br>K | 5 | 1 | 1 | 0 | 0 | 2 | 3 |
| 21 James Loney, L (1, 3)<br>OBP: 0.381, SLG: 0.452 | | C SI 87<br>B FF 89<br>X FF 88<br>1-1<br>7 HR<br>2-H 2B | C SL 80<br>X FF 90<br>0-1 ③<br>F7 | | C FS 76<br>X SI 88<br>0-1<br>9 1B<br>2-H 1B | | | B FF 90<br>F FF 90<br>B FF 90<br>B CH 85<br>F CH 85<br>S CH 86<br>2-3 ①<br>K | B FF 93<br>C SL 82<br>B FF 94<br>X FF 92<br>2-1 ③<br>F8 | 5 | 1 | 2 | 2 | 0 | 1 | 1 |
| 9 Wil Myers, R (1, 9)<br>OBP: 0.310, SLG: 0.346 | | X SL 78<br>0-0 ①<br>G6-3<br>2-H | C SL 79<br>B SL 80<br>B CU 72<br>B FF 90<br>X SI 90<br>3-1 ①<br>G5-3 | | X SI 88<br>0-0<br>7 G6-3<br>1-2<br>1B | | | C SL 85<br>F SL 84<br>B SL 85<br>S FF 91<br>1-3 ②<br>K | | 4 | 0 | 1 | 0 | 0 | 1 | 1 |
| 7 David DeJesus, L (1, 10)<br>OBP: 0.250, SLG: 0.314 | | B FF 89<br>C FF 89<br>B CU 73<br>F SI 90<br>F CU 73<br>F CU 74<br>F FF 91<br>B FF 91<br>X SI 91<br>3-2<br>2-H HR | C FF 90<br>B SI 90<br>B FF 90<br>X FF 91<br>2-1 ②<br>F7 | | B CU 72<br>B CU 71<br>C FF 89<br>B SI 88<br>T SI 90<br>X SI 88<br>3-2 ② ③<br>G6-3<br>1-2f | | | B FF 90<br>B FF 91<br>B FF 90<br>B FF 91<br>4-0<br>11 BB<br>11 1B<br>BB | | 3 | 2 | 1 | 2 | 1 | 0 | 2 |
| 11 Yunel Escobar, R (1, 6)<br>OBP: 0.274, SLG: 0.308 | | B SL 79<br>B SL 81<br>F SI 90<br>B SL 82<br>B SI 91<br>4-1<br>28 G6-3<br>BB | B FF 91<br>C SL 81<br>B SI 89<br>X FF 91<br>2-1 ③<br>G6-3 | | | | C SL 78<br>C CU 78<br>X FF 89<br>0-2<br>18 1B 28 1B<br>8 SF9<br>1B | B FF 90<br>B FF 89<br>B FF 91<br>B FF 90<br>4-0<br>18 1B 11 1B<br>1-2<br>BB | | 2 | 1 | 1 | 0 | 2 | 0 | 0 |
| 28 José Molina, R (1, 2)<br>OBP: 0.161, SLG: 0.133<br>11 Logan Forsythe, R (8, PH)<br>OBP: 0.269, SLG: 0.239<br>24 Ryan Hanigan, R (9, 2)<br>OBP: 0.327, SLG: 0.488 | | B SL 81<br>F SL 81<br>X SI 90<br>1-1 ②<br>G6-3<br>1-2 | C FF 88<br>B CU 72<br>X FF 88<br>1-1 ①<br>F9 | | | | 1 SAFE<br>S SL 80<br>X SL 80<br>0-1<br>8 SF9 18 1B<br>20 SF8<br>1-2 1B | C SL 83<br>X FF 91<br>0-1<br>18 1B<br>1-2<br>2-H 1B | | 3<br>1<br>0 | 1<br>0<br>0 | 1<br>1<br>0 | 0<br>1<br>0 | 0<br>0<br>0 | 0<br>0<br>0 | 1<br>0<br>0 |
| Inning Stats | R: 0<br>E: 0<br>K: 0<br>S: 3<br>H: 0<br>LOB: 0<br>BB: 1<br>P: 11 | R: 3<br>E: 0<br>K: 0<br>S: 18<br>H: 3<br>LOB: 1<br>BB: 1<br>P: 29 | R: 0<br>E: 1<br>K: 1<br>S: 12<br>H: 1<br>LOB: 1<br>BB: 0<br>P: 18 | R: 0<br>E: 0<br>K: 0<br>S: 6<br>H: 0<br>LOB: 0<br>BB: 0<br>P: 13 | R: 0<br>E: 0<br>K: 0<br>S: 6<br>H: 1<br>LOB: 0<br>BB: 0<br>P: 8 | R: 1<br>E: 0<br>K: 0<br>S: 8<br>H: 3<br>LOB: 1<br>BB: 0<br>P: 12 | R: 2<br>E: 0<br>K: 0<br>S: 14<br>H: 3<br>LOB: 1<br>BB: 0<br>P: 19 | R: 1<br>E: 0<br>K: 2<br>S: 14<br>H: 2<br>LOB: 3<br>BB: 2<br>P: 26 | R: 0<br>E: 0<br>K: 2<br>S: 8<br>H: 0<br>LOB: 0<br>BB: 0<br>P: 13 | 1B: 9<br>2B: 3<br>3B: 0<br>HR: 1<br>SF: 2<br>SAC: 0<br>DP: 3<br>HBP: 0 | | | | | | |

| | AB | 35 |
|---|---|---|
| | R | 7 |
| | H | 13 |
| | RBI | 7 |
| | BB | 4 |
| | SO | 5 |
| | LOB | 14 |

WP: 0 PB: 0 SB: 1 CS: 0 PA: 41

| PITCHER | | IP | WLS | BF | H | R | ER | SO | BB | IBB | HBP | BLK | WP | HR | S | P | ERA | WHIP |
|---|---|---|---|---|---|---|---|---|---|---|---|---|---|---|---|---|---|---|
| 47 Ricky Nolasco, R<br>ERA: 6.67 | (1, 1) | 6.0 | W | 27 | 10 | 6 | 6 | 1 | 2 | 0 | 0 | 0 | 0 | 1 | 58 | 96 | 9.00 | 2.000 |
| 56 Caleb Thielbar, L<br>ERA: 2.57 | (7, 1) | 0.2 | | 3 | 1 | 0 | 0 | 0 | 0 | 0 | 0 | 0 | 0 | 0 | 6 | 9 | 0.00 | 1.500 |
| 59 Michael Tonkin, R<br>ERA: 1.8 | (7, 1) | 0.1 | H | 1 | 0 | 0 | 0 | 0 | 0 | 0 | 0 | 0 | 0 | 0 | 3 | 5 | 0.00 | 0.000 |
| 61 Jared Burton, R<br>ERA: 10.13 | (8, 1) | 1.0 | H | 7 | 2 | 1 | 1 | 2 | 2 | 0 | 0 | 0 | 0 | 0 | 14 | 26 | 9.00 | 4.000 |
| 15 Glen Perkins, L<br>ERA: 3.6 | (9, 1) | 1.0 | S | 3 | 0 | 0 | 0 | 2 | 0 | 0 | 0 | 0 | 0 | 0 | 8 | 13 | 0.00 | 0.000 |

| PITCHER | | IP | WLS | BF | H | R | ER | SO | BB | IBB | HBP | BLK | WP | HR | S | P | ERA | WHIP |
|---|---|---|---|---|---|---|---|---|---|---|---|---|---|---|---|---|---|---|

# Tampa Bay Rays @ Chicago White Sox

U.S. Cellular Field, Chicago, IL

Fri Apr 25 2014, 8:11 PM - 12:13 AM EDT

Att. 17,210 - Partly Cloudy - 66 F

TOP

livebaseballscorecards.com

| Batter | 1 | 2 | 3 | 4 | 5 | 6 | 7 | 8 | 9 | AB | R | H | RBI | BB | SO | LOB |
|---|---|---|---|---|---|---|---|---|---|---|---|---|---|---|---|---|
| 18 Ben Zobrist, S (1, 4)<br>OBP: 0.404, SLG: 0.449 | C FF 92<br>B FF 91<br>B FF 92<br>B SI 87<br>C FF 92<br>X FF 88<br>3-2 ① G3-1 | F FF 91<br>X FF 90<br>0-1 20 BB 1-3 2-H 2B | | B SI 93<br>C SI 92<br>C SI 93<br>B SI 95<br>S CH 85<br>2-3 ① K | | C FC 87<br>X FS 85<br>0-1 8 FC5-4 1B | | B SL 86<br>X SI 95<br>1-0 ② G4-3 | | 5 | 0 | 2 | 1 | 0 | 1 | 0 |
| 8 Desmond Jennings, R (1, 8)<br>OBP: 0.388, SLG: 0.408 | C SL 86<br>B SL 87<br>X SL 88<br>1-1 ② G6-3 | B SL 86<br>B SL 85<br>C SL 86<br>B FF 92<br>B SI 86<br>4-1 20 BB BB | | C SI 94<br>B SL 86<br>S SI 94<br>F SI 96<br>F CH 85<br>B SL 88<br>F SI 93<br>X SI 95<br>2-2 20 PB 1B | | C FC 87<br>B FF 90<br>B FC 86<br>X SI 90<br>2-1 ① FC5-4 20 BB 1-2f | | X SI 95<br>0-0 ③ G4-3 | | 4 | 0 | 1 | 0 | 1 | 0 | 1 |
| 20 Matt Joyce, L (1, 7)<br>OBP: 0.480, SLG: 0.600 | B FF 88<br>B FF 92<br>B SL 85<br>C FF 92<br>F SL 88<br>B SL 87<br>4-2 3 CS BB | B CU 73<br>S FF 91<br>S SL 84<br>B SL 84<br>F FF 91<br>B FF 90<br>F SL 86<br>B FF 90<br>4-2 1-2 2-3 3-H BB | | B SI 93<br>1 SAFE<br>B SI 92<br>B FF 94<br>B SI 94<br>4-0 3 G6-4-3 1-2 BB | | 1 SAFE<br>B FS 85<br>D FS 86<br>B FC 88<br>B SI 90<br>4-0 1-2 BB | | | F SI 94<br>B SL 84<br>B SL 88<br>F SI 94<br>B SL 85<br>B SI 94<br>4-2 3 HR BB | 0 | 1 | 0 | 1 | 5 | 0 | 0 |
| 3 Evan Longoria, R (1, 5)<br>OBP: 0.380, SLG: 0.472 | C FF 91<br>C FF 90<br>1 SAFE<br>F FF 87<br>1 SAFE<br>P PO 87<br>1 SAFE<br>B SL 87<br>B SL 87<br>3-2 ③ CS 1-2 | 21 WP 11 1B 1B<br>X SI 94 0-0 ③ G6-3 | | C SI 92<br>B SI 95<br>X SI 93<br>1-1 ② ③ G6-4-3 1-2f | | C FC 86<br>F SI 91<br>S FS 86<br>0-3 ② K | | | B SI 93<br>X SI 94<br>1-0 1-H HR | 5 | 2 | 2 | 2 | 0 | 1 | 7 |
| 21 James Loney, L (1, 3)<br>OBP: 0.382, SLG: 0.442 | | B SL 84<br>C FF 88<br>F FF 89<br>B SL 85<br>X SL 86<br>2-2 ① P6 1-2 | B SI 93<br>B SI 93<br>B SI 93<br>B SI 92<br>4-0 9 BB BB | | X SI 91<br>0-0 7 1B 24 G5-2-3 1B | C FC 88<br>F FS 86<br>B FS 85<br>F FS 86<br>B FS 85<br>X SI 91<br>2-2 ③ F7 | | | C SL 87<br>B SL 84<br>C SL 86<br>B SL 83<br>C SL 87<br>2-3 ① K | 4 | 0 | 1 | 0 | 1 | 1 | 3 |
| 9 Wil Myers, R (1, 9)<br>OBP: 0.315, SLG: 0.341 | | F SL 86<br>F FF 90<br>S FF 90<br>0-3 ② K | C SI 92<br>B SI 94<br>F SI 93<br>B CH 84<br>B SI 95<br>B CH 84<br>4-2 1-2 BB | C SI 93<br>C SI 94<br>B SI 93<br>F SI 94<br>B CH 86<br>X CH 83<br>2-2 ① F7 | | | C FF 90<br>X FC 86<br>0-1 7 G5-4-3 1B | | B SL 86<br>C SL 86<br>S CU 82<br>B FF 94<br>F FF 94<br>S SL 86<br>2-3 ② K | 4 | 0 | 1 | 0 | 1 | 2 | 2 |
| 7 David DeJesus, L (1, 10)<br>OBP: 0.279, SLG: 0.315 | | C SL 84<br>B CU 70<br>F FF 91<br>D CU 71<br>B FF 89<br>D SL 86<br>4-2 11 1B 24 1B BB | C SI 94<br>B SI 94<br>F SI 93<br>B SI 95<br>X CH 85<br>2-2 ① L4 | 1 SAFE<br>B SI 93<br>1 SAFE<br>F SI 93<br>B SI 94<br>C CH 83<br>B SI 94<br>F SI 94<br>X SI 93<br>3-2 11 BB 1-3 1B | | | 1 SAFE<br>C SI 90<br>B SI 90<br>F FC 86<br>B FS 84<br>B FS 85<br>X SI 89<br>3-2 ① ② G5-4-3 1-2f | | F FF 94<br>B CH 85<br>B SL 86<br>B SL 87<br>C SI 94<br>F SI 94<br>B FF 93<br>4-2 BB | 3 | 1 | 1 | 0 | 2 | 0 | 3 |
| 11 Yunel Escobar, R (1, 6)<br>OBP: 0.281, SLG: 0.305 | | B SL 86<br>C FF 90<br>C FF 90<br>F SL 86<br>B SL 88<br>X FF 91<br>2-2 24 1B 18 2B 1-2 2-H 1B | B SI 95<br>F SI 96<br>B SI 96<br>S SI 95<br>S SI 96<br>2-3 ② K | 1 SAFE<br>S FC 86<br>B FS 85<br>1 SAFE<br>B FS 84<br>B FS 86<br>C SI 90<br>1 SAFE<br>B FS 85<br>4-2 1-2 BB | | | C FC 87<br>B SI 90<br>X SI 90<br>1-1 ③ F8 | | C SI 94<br>F SL 86<br>1 SAFE<br>B SL 84<br>S SL 86<br>1-3 ③ K | 4 | 1 | 1 | 1 | 1 | 2 | 3 |
| 24 Ryan Hanigan, R (1, 2)<br>OBP: 0.321, SLG: 0.468 | | B SL 87<br>S SL 86<br>X FF 91<br>1-1 18 2B 20 BB 1-2 2-H 1B | C SI 95<br>C SI 96<br>B CH 86<br>X SI 95<br>1-2 ③ G4-3 | X FC 88<br>0-0 ② ③ G5-2-3 3-Hf | | | | B SI 95<br>B SI 94<br>C SI 94<br>B SI 94<br>C SI 94<br>F SI 94<br>X SI 95<br>3-2 ① L4 | | 4 | 1 | 1 | 1 | 0 | 0 | 5 |
| Inning Stats | R: 0 H: 0<br>E: 0 LOB: 0<br>K: 0 BB: 1<br>S: 11 P: 21 | R: 4 H: 4<br>E: 0 LOB: 3<br>K: 1 BB: 3<br>S: 23 P: 40 | R: 0 H: 0<br>E: 0 LOB: 2<br>K: 1 BB: 2<br>S: 11 P: 24 | R: 0 H: 1<br>E: 0 LOB: 1<br>K: 1 BB: 1<br>S: 11 P: 20 | R: 0 H: 2<br>E: 0 LOB: 2<br>K: 0 BB: 1<br>S: 12 P: 21 | R: 0 H: 1<br>E: 0 LOB: 1<br>K: 1 BB: 1<br>S: 11 P: 19 | R: 0 H: 1<br>E: 0 LOB: 0<br>K: 0 BB: 0<br>S: 7 P: 11 | R: 0 H: 0<br>E: 0 LOB: 0<br>K: 0 BB: 0<br>S: 6 P: 10 | R: 2 H: 1<br>E: 0 LOB: 1<br>K: 3 BB: 2<br>S: 16 P: 30 | 1B: 8 SF: 0<br>2B: 1 SAC: 0<br>3B: 0 DP: 3<br>HR: 1 HBP: 0 | | | | | | |

| | AB | 33 |
|---|---|---|
| | R | 6 |
| | H | 10 |
| | RBI | 6 |
| | BB | 11 |
| | SO | 7 |
| | LOB | 24 |

WP: 1 PA: 45
PB: 1
SB: 0
CS: 1

| PITCHER | | IP | WLS | BF | H | R | ER | SO | BB | IBB | HBP | BLK | WP | HR | S | P | ERA | WHIP |
|---|---|---|---|---|---|---|---|---|---|---|---|---|---|---|---|---|---|---|
| 45 Erik Johnson, R<br>ERA: 6.46 | (1, 1) | 1.2 | | 12 | 4 | 4 | 4 | 1 | 4 | 0 | 0 | 0 | 1 | 0 | 33 | 60 | 21.60 | 4.800 |
| 52 Jake Petricka, R<br>ERA: 2.7 | (2, 1) | 2.2 | | 13 | 3 | 0 | 0 | 2 | 3 | 0 | 0 | 0 | 0 | 0 | 32 | 59 | 0.00 | 2.250 |
| 57 Zach Putnam, R<br>ERA: 2.57 | (5, 1) | 2.2 | | 10 | 2 | 0 | 0 | 1 | 2 | 0 | 0 | 0 | 0 | 0 | 21 | 37 | 0.00 | 1.500 |
| 54 Ronald Belisario, R<br>ERA: 7.24 | (8, 1) | 1.0 | | 3 | 0 | 0 | 0 | 0 | 0 | 0 | 0 | 0 | 0 | 0 | 6 | 10 | 0.00 | 0.000 |
| 27 Matt Lindstrom, R<br>ERA: 4.09 | (9, 1) | 1.0 | W | 6 | 1 | 2 | 2 | 3 | 2 | 0 | 0 | 0 | 0 | 1 | 16 | 30 | 18.00 | 3.000 |

| PITCHER | | IP | WLS | BF | H | R | ER | SO | BB | IBB | HBP | BLK | WP | HR | S | P | ERA | WHIP |
|---|---|---|---|---|---|---|---|---|---|---|---|---|---|---|---|---|---|---|

# Tampa Bay Rays @ Chicago White Sox

U.S. Cellular Field, Chicago, IL

Fri Apr 25 2014, 8:11 PM - 12:13 AM EDT

Att. 17,210 - Partly Cloudy - 66 F

livebaseballscorecards.com

## BOTTOM

| Batter | 1 | 2 | 3 | 4 | 5 | 6 | 7 | 8 | 9 | AB | R | H | RBI | BB | SO | LOB |
|---|---|---|---|---|---|---|---|---|---|---|---|---|---|---|---|---|
| 1 Adam Eaton, L (1, 8)<br>OBP: 0.364, SLG: 0.382 | B FF 92<br>F FF 94<br>X FF 95<br>1-1<br>5 S<br>79 1B<br>1B | | B SL 87<br>C SL 86<br>M SL 86<br>C SI 96<br>1-3 ①<br>K | B FF 92<br>B SL 87<br>C SI 93<br>C SI 94<br>F SI 95<br>X SL 87<br>2-2 ②③<br>FC1-5-2-4-6<br>1-3<br>3-H | | | C FF 98<br>B FF 98<br>X FF 98<br>1-1 ②<br>G4-3<br>2-3 | | C SL 83<br>X SL 83<br>0-1 ②<br>FC4-6<br>5 BB<br>79 HR<br>1-2f<br>2-3<br>3-H | 5 | 2 | 1 | 1 | 0 | 1 | 5 |
| 5 Marcus Semien, R (1, 5)<br>OBP: 0.282, SLG: 0.373 | C FF 92<br>D SL 87<br>B SL 86<br>C SL 86<br>B SL 87<br>F SL 86<br>1 SAFE<br>S SL 87<br>3-3 ①<br>K<br>1-2 | | B SL 85<br>B FF 96<br>C FF 94<br>F FF 95<br>C FF 96<br>2-3 ②<br>K | | B SL 87<br>C SL 86<br>X SL 84<br>1-1 ①<br>G1-3 | | B FF 97<br>S FF 96<br>C FF 98<br>F FF 98<br>S FF 98<br>1-3 ③<br>K | | D SL 86<br>B FF 92<br>C SL 84<br>D SL 86<br>B FF 92<br>4-1<br>79 HR<br>1-2<br>BB | 4 | 1 | 0 | 0 | 1 | 3 | 2 |
| 79 José Abreu, R (1, 3)<br>OBP: 0.336, SLG: 0.632 | X SL 88<br>0-0<br>2-H<br>1B | | F FF 97<br>B FF 96<br>B FF 96<br>X SL 86<br>2-1<br>HR | | X CH 85<br>0-0 ②<br>L8 | | | B FF 90<br>F FF 90<br>B FS 83<br>F FS 82<br>S FS 82<br>2-3 ①<br>K | C FF 90<br>X FF 92<br>0-1<br>1-H<br>2-H<br>3-H<br>HR | 5 | 2 | 3 | 6 | 0 | 1 | 0 |
| 44 Adam Dunn, L (1, 10)<br>OBP: 0.393, SLG: 0.529<br>20 Jordan Danks, L (8, PR)<br>OBP: 0.216, SLG: 0.188<br>(9, 10) | B FF 94<br>B SL 87<br>S SI 94<br>C CH 85<br>B SI 95<br>S CH 86<br>3-3 ②<br>K | | C SL 88<br>B FF 98<br>B FF 96<br>B FF 94<br>C SL 88<br>X SI 96<br>3-2 ③<br>G6-3 | | B SL 86<br>B SL 86<br>B SL 85<br>C FF 94<br>X CH 85<br>3-1 ③<br>G5-3 | | | C CU 78<br>C FS 84<br>F FS 84<br>X FS 82<br>0-2<br>24 G6-4-3<br>1B | | 4<br>0 | 0<br>0 | 1<br>0 | 0<br>0 | 1<br>0 | 1<br>0 | 1<br>0 |
| 24 Dayan Viciedo, R (1, 9)<br>OBP: 0.413, SLG: 0.548 | B FF 95<br>X FF 96<br>1-0 ③<br>G4-3 | | | F FF 94<br>B CH 87<br>F FF 96<br>F SL 87<br>X FF 96<br>1-2<br>30 1B 10 1B<br>21 1B<br>1B | | C SL 86<br>X FF 94<br>0-1 ①<br>P2 | | X CU 77<br>0-0 ②③<br>G6-4-3<br>1-2f | | 4 | 1 | 1 | 0 | 0 | 0 | 2 |
| 10 Alexei Ramirez, R (1, 6)<br>OBP: 0.386, SLG: 0.547 | | C FF 93<br>X SL 86<br>0-1<br>21 G4-3<br>1B | | X FF 94<br>0-0<br>30 1B<br>21 1B<br>1-2<br>1B | | B CH 87<br>B SL 86<br>C FF 95<br>F SL 87<br>F SL 87<br>F SL 87<br>B CH 88<br>F SL 88<br>F FF 96<br>3-2 ②<br>X FF 95<br>G4-3 | | | B FF 91<br>X FF 92<br>1-0 ①<br>F8 | 4 | 1 | 2 | 0 | 0 | 0 | 0 |
| 30 Alejandro De Aza, L (1, 7)<br>OBP: 0.244, SLG: 0.333 | | C FF 93<br>B SI 94<br>1 SAFE<br>B FF 95<br>T FF 93<br>X SI 95<br>2-2 ①<br>F8 | | X SI 95<br>0-0<br>15 F9<br>21 1B<br>1<br>1-2<br>2-3<br>FC1-5-2-4-6<br>1B | | B CH 85<br>B SL 88<br>B CH 85<br>C FF 94<br>S FF 93<br>X SI 94<br>3-2 ③<br>P5 | | | B FF 91<br>C FF 92<br>X SL 85<br>1-1<br>14 BB<br>1 FC4-6<br>2B | 4 | 1 | 2 | 0 | 0 | 0 | 1 |
| 21 Tyler Flowers, R (1, 2)<br>OBP: 0.431, SLG: 0.463<br>28 Leury García, S (9, PR)<br>OBP: 0.321, SLG: 0.385 | | C FF 95<br>X FF 96<br>0-1 ②<br>G4-3<br>1-2 | | X FF 87<br>0-0<br>1<br>FC1-5-2-4-6<br>1-2<br>2-H<br>3-H<br>1B | | | S FF 94<br>F SI 94<br>B FF 95<br>B SL 88<br>X SL 87<br>2-2<br>1<br>G4-3<br>2B | | D SL 86<br>S SL 85<br>B SL 86<br>B SL 85<br>B SL 84<br>4-1<br>1 FC4-6<br>14 BB<br>79 HR<br>BB | 3<br>0 | 0<br>1 | 2<br>0 | 2<br>0 | 1<br>0 | 0<br>0 | 1<br>0 |
| 15 Gordon Beckham, R (1, 4)<br>14 Paul Konerko, R (9, PH)<br>OBP: 0.240, SLG: 0.261<br>17 Adrian Nieto, S (9, PR)<br>OBP: 0.211, SLG: 0.263 | | B SL 87<br>B SL 87<br>C FF 95<br>B FF 95<br>X FF 94<br>3-1 ③<br>P4 | | B FF 94<br>C SL 86<br>X SL 86<br>1-1 ①<br>F9<br>2-3 | | | F FF 96<br>S FF 98<br>F FF 96<br>X FF 98<br>0-2 ①<br>P4 | | B SL 85<br>B SL 86<br>C SL 85<br>B SL 86<br>F FF 92<br>B FF 89<br>4-2<br>1 FC4-6<br>1-2<br>2-3<br>BB | 3<br>0<br>0 | 0<br>0<br>0 | 0<br>0<br>0 | 0<br>0<br>0 | 0<br>1<br>0 | 0<br>0<br>0 | 4<br>0<br>0 |
| Inning Stats | R: 1 H: 2<br>E: 0 LOB: 1<br>K: 2 BB: 0<br>S: 11 P: 19 | R: 0 H: 1<br>E: 0 LOB: 1<br>K: 0 BB: 0<br>S: 9 P: 14 | R: 1 H: 1<br>E: 0 LOB: 0<br>K: 2 BB: 0<br>S: 11 P: 19 | R: 2 H: 4<br>E: 0 LOB: 1<br>K: 0 BB: 0<br>S: 13 P: 17 | R: 0 H: 0<br>E: 0 LOB: 0<br>K: 0 BB: 0<br>S: 5 P: 9 | R: 0 H: 0<br>E: 0 LOB: 0<br>K: 0 BB: 0<br>S: 12 P: 18 | R: 0 H: 1<br>E: 0 LOB: 1<br>K: 1 BB: 0<br>S: 13 P: 17 | R: 0 H: 1<br>E: 0 LOB: 1<br>K: 1 BB: 0<br>S: 8 P: 10 | R: 5 H: 2<br>E: 0 LOB: 1<br>K: 0 BB: 3<br>S: 11 P: 25 | 1B: 8 SF: 0<br>2B: 3 SAC: 0<br>3B: 0 DP: 2<br>HR: 2 HBP: 0 | | | | | | WP: 0 PA: 39<br>PB: 0<br>SB: 1<br>CS: 0 | |

| PITCHER | IP | WLS | BF | H | R | ER | SO | BB | IBB | HBP | BLK | WP | HR | S | P | ERA | WHIP |
|---|---|---|---|---|---|---|---|---|---|---|---|---|---|---|---|---|---|
| 22 Chris Archer, R (1, 1)<br>ERA: 4.11 | 6.0 | | 26 | 9 | 4 | 4 | 4 | 0 | 0 | 0 | 0 | 0 | 1 | 64 | 101 | 6.00 | 1.500 |
| 57 Jake McGee, L (7, 1)<br>ERA: 0.9 | 1.0 | | 3 | 0 | 0 | 0 | 1 | 0 | 0 | 0 | 0 | 0 | 0 | 10 | 12 | 0.00 | 0.000 |
| 62 Joel Peralta, R (8, 1)<br>ERA: 2.08 | 1.0 | | 3 | 1 | 0 | 0 | 1 | 0 | 0 | 0 | 0 | 0 | 0 | 8 | 10 | 0.00 | 1.000 |
| 50 Grant Balfour, R (9, 1)<br>ERA: 6.1 | 0.2 | L | 7 | 2 | 5 | 5 | 0 | 3 | 0 | 0 | 0 | 0 | 1 | 11 | 25 | 67.50 | 7.500 |

| PITCHER | IP | WLS | BF | H | R | ER | SO | BB | IBB | HBP | BLK | WP | HR | S | P | ERA | WHIP |
|---|---|---|---|---|---|---|---|---|---|---|---|---|---|---|---|---|---|

# Tampa Bay Rays @ Chicago White Sox

U.S. Cellular Field, Chicago, IL

Sat Apr 26 2014, 7:12 PM - 10:22 PM EDT

Att. 22,412 - Cloudy - 39 F

TOP

livebaseballscorecards.com

| Batter | 1 | 2 | 3 | 4 | 5 | 6 | 7 | 8 | 9 | AB | R | H | RBI | BB | SO | LOB |
|---|---|---|---|---|---|---|---|---|---|---|---|---|---|---|---|---|
| 18 Ben Zobrist, S (1, 4)<br>OBP: 0.404, SLG: 0.435 | B FC 87<br>F FF 86<br>B FF 88<br>B FF 88<br>B FF 86<br>4-1<br>9<br>FC6-4<br>BB | B CU 74<br>B FF 88<br>T FF 88<br>C FF 88<br>D CH 81<br>X CH 80<br>3-2 ③<br>G5-3 | | F FF 88<br>X FC 84<br>0-1 ①<br>G5-3 | | B FC 82<br>C FF 86<br>B CH 79<br>F FF 87<br>B CH 78<br>B FF 86<br>4-2<br>8<br>3B<br>BB | | B SL 80<br>C SI 87<br>C SL 82<br>X SI 88<br>1-2 ②<br>F9 | | 3 | 1 | 0 | 0 | 2 | 0 | 4 |
| 8 Desmond Jennings, R (1, 8)<br>OBP: 0.378, SLG: 0.421 | B FF 85<br>C CH 83<br>C FF 89<br>B FF 89<br>1 SAFE<br>S CH 78<br>2-3 ①<br>K | | B FC 83<br>C FC 83<br>B CH 80<br>X FF 88<br>2-1 ①<br>F8 | B FC 79<br>C FC 85<br>B FC 84<br>C CH 79<br>B CH 80<br>S CH 79<br>3-3 ②<br>K | | B CU 71<br>B CH 75<br>X FF 86<br>2-0<br>1-H<br>3B | | 1 SAFE<br>C SL 82<br>B SI 87<br>B SL 81<br>F SI 86<br>S CU 74<br>2-3 ③<br>K | | 5 | 0 | 1 | 1 | 0 | 3 | 4 |
| 9 Wil Myers, R (1, 9)<br>OBP: 0.309, SLG: 0.345 | F FF 88<br>1 SAFE<br>1 SAFE<br>B CH 79<br>B CH 77<br>S FF 88<br>B FF 90<br>X CH 80<br>3-2 ②<br>FC6-4<br>1-2f | | C FC 84<br>B FC 84<br>B FC 84<br>C FF 89<br>X FF 89<br>2-2<br>21<br>1B<br>2B | F FC 85<br>B FC 85<br>X CH 79<br>1-1 ③<br>F7 | | D SL 87<br>C FF 92<br>F SL 88<br>B SL 87<br>X SL 89<br>2-2 ③<br>F7 | | | C SL 80<br>C SI 86<br>T CU 72<br>0-2 ①<br>K | 5 | 1 | 1 | 0 | 0 | 1 | 4 |
| 3 Evan Longoria, R (1, 5)<br>OBP: 0.362, SLG: 0.447 | B FF 88<br>S CH 80<br>S FC 86<br>B FF 89<br>D FF 90<br>1 SAFE<br>X CH 81<br>3-2 ③<br>L5 | | C CH 80<br>F CH 80<br>S FF 88<br>0-3 ②<br>K | | B FC 80<br>B FF 86<br>X FF 86<br>2-0 ①<br>G4-3 | | B SL 88<br>C FF 93<br>C FF 93<br>B CH 88<br>B SL 88<br>X FF 93<br>3-2 ①<br>F8 | | B CU 71<br>B SL 81<br>C SI 87<br>F SL 83<br>B SI 86<br>X SI 87<br>3-2 ②<br>G6-3 | 5 | 0 | 0 | 0 | 0 | 1 | 2 |
| 1 Sean Rodríguez, R (1, 7)<br>OBP: 0.250, SLG: 0.517<br>20 Matt Joyce, L (7, PH)<br>OBP: 0.468, SLG: 0.579<br>(7, 7) | | B FC 82<br>F SI 87<br>B CH 79<br>F FF 88<br>X CH 79<br>2-2 ①<br>G6-3 | D CH 81<br>D CH 80<br>D FC 85<br>D FF 89<br>4-0<br>21<br>1B<br>BB | | X FC 83<br>0-0<br>E9<br>21<br>F8 | | C FF 93<br>F SL 89<br>B CH 89<br>F CH 88<br>B CU 82<br>B CH 88<br>X FF 94<br>3-2 ②<br>F8 | | C SI 88<br>S SI 88<br>B CU 73<br>B SI 88<br>S CU 74<br>2-3 ③<br>K | 2<br>2 | 0<br>0 | 0<br>0 | 0<br>0 | 1<br>0 | 0<br>1 | 0<br>0 |
| 21 James Loney, L (1, 3)<br>OBP: 0.398, SLG: 0.457 | | C FF 88<br>B FF 89<br>X FF 89<br>1-1<br>11<br>WP<br>24<br>2B<br>1B | B FF 85<br>B FF 87<br>C FF 86<br>D FF 88<br>X FF 87<br>3-1<br>1-3<br>2-H<br>1B | | C CU 70<br>B CH 78<br>B FC 86<br>2 SAFE<br>S CH 78<br>X CH 79<br>2-2 ②<br>F8<br>2-3 | | C CU 80<br>C FF 93<br>B FF 92<br>F CU 81<br>F FA 88<br>X CU 80<br>1-2<br>1B | | | 4 | 1 | 3 | 1 | 0 | 0 | 1 |
| 11 Logan Forsythe, R (1, 10)<br>OBP: 0.273, SLG: 0.229<br>7 David DeJesus, L (7, PH)<br>OBP: 0.274, SLG: 0.309<br>(7, 10) | | B SI 89<br>B CH 80<br>B FF 89<br>B FF 88<br>4-0<br>24<br>2B<br>1-2<br>BB | C FC 85<br>D CH 80<br>X SI 88<br>1-1 ③<br>F9 | | C CU 71<br>S CH 79<br>B FF 87<br>D CH 77<br>X FF 88<br>2-2 ③<br>F8 | | C FF 92<br>S FF 92<br>F FF 94<br>B FF 92<br>B CU 80<br>S CH 87<br>2-3 ③<br>K | | | 2<br>1 | 1<br>0 | 0<br>0 | 0<br>0 | 1<br>0 | 0<br>1 | 3<br>1 |
| 11 Yunel Escobar, R (1, 6)<br>OBP: 0.290, SLG: 0.314 | | B CU 74<br>S CH 80<br>F CH 81<br>B FC 85<br>F FC 80<br>S CH 80<br>2-3 ②<br>K | | B FF 86<br>X FF 86<br>1-0<br>24<br>2B<br>1B | | C FC 80<br>B FF 86<br>B CU 77<br>B FC 82<br>C FC 81<br>X FC 82<br>3-2 ①<br>G6-3 | | C SI 86<br>B CU 72<br>B SI 87<br>X SI 85<br>2-1<br>1B | | 4 | 0 | 2 | 0 | 0 | 1 | 2 |
| 24 Ryan Hanigan, R (1, 2)<br>OBP: 0.333, SLG: 0.510 | | S CH 80<br>X FF 89<br>0-1<br>1-H<br>2-H<br>2B | | D CH 77<br>1 SAFE<br>C FF 87<br>X CH 79<br>1-1<br>1-3<br>2B | | B SI 85<br>B FF 86<br>C FC 86<br>B FF 85<br>C FF 87<br>X FF 86<br>3-2 ②<br>F8 | | B SI 86<br>F SI 87<br>B SI 87<br>X SI 86<br>2-1 ①<br>F9 | | 4 | 0 | 2 | 2 | 0 | 0 | 1 |
| Inning Stats | R: 0<br>E: 0<br>K: 1<br>S: 10<br>H: 0<br>LOB: 1<br>BB: 1<br>P: 22 | R: 2<br>E: 0<br>K: 1<br>S: 14<br>H: 2<br>LOB: 1<br>BB: 1<br>P: 26 | R: 1<br>E: 0<br>K: 1<br>S: 12<br>H: 2<br>LOB: 2<br>BB: 1<br>P: 24 | R: 0<br>E: 0<br>K: 1<br>S: 10<br>H: 2<br>LOB: 2<br>BB: 0<br>P: 16 | R: 0<br>E: 1<br>K: 0<br>S: 8<br>H: 0<br>LOB: 1<br>BB: 0<br>P: 14 | R: 1<br>E: 0<br>K: 0<br>S: 12<br>H: 1<br>LOB: 1<br>BB: 1<br>P: 26 | R: 0<br>E: 0<br>K: 1<br>S: 16<br>H: 1<br>LOB: 1<br>BB: 0<br>P: 25 | R: 0<br>E: 0<br>K: 1<br>S: 10<br>H: 1<br>LOB: 1<br>BB: 0<br>P: 17 | R: 0<br>E: 0<br>K: 2<br>S: 9<br>H: 0<br>LOB: 0<br>BB: 0<br>P: 14 | 1B: 5<br>2B: 3<br>3B: 1<br>HR: 0<br>SF: 0<br>SAC: 0<br>DP: 0<br>HBP: 0 | | | | | | |

| | AB | 37 |
|---|---|---|
| | R | 4 |
| | H | 9 |
| | RBI | 4 |
| | BB | 4 |
| | SO | 8 |
| | LOB | 22 |

WP: 1 PA: 41
PB: 0
SB: 0
CS: 0

| PITCHER | | IP | WLS | BF | H | R | ER | SO | BB | IBB | HBP | BLK | WP | HR | S | P | ERA | WHIP |
|---|---|---|---|---|---|---|---|---|---|---|---|---|---|---|---|---|---|---|
| 50 John Danks, L<br>ERA: 3.48 | (1, 1) | 5.2 | L | 29 | 7 | 4 | 4 | 4 | 4 | 0 | 0 | 0 | 1 | 0 | 63 | 123 | 6.35 | 1.941 |
| 48 Hector Noesí, R<br>ERA: 11.74 | (6, 1) | 1.1 | | 5 | 1 | 0 | 0 | 1 | 0 | 0 | 0 | 0 | 0 | 0 | 19 | 30 | 0.00 | 0.750 |
| 37 Scott Downs, L<br>ERA: 6.0 | (8, 1) | 2.0 | | 7 | 1 | 0 | 0 | 3 | 0 | 0 | 0 | 0 | 0 | 0 | 19 | 31 | 0.00 | 0.500 |

| PITCHER | IP | WLS | BF | H | R | ER | SO | BB | IBB | HBP | BLK | WP | HR | S | P | ERA | WHIP |
|---|---|---|---|---|---|---|---|---|---|---|---|---|---|---|---|---|---|

# Tampa Bay Rays @ Chicago White Sox

U.S. Cellular Field, Chicago, IL

Sat Apr 26 2014, 7:12 PM - 10:22 PM EDT

Att. 22,412 - Cloudy - 39 F

BOTTOM

livebaseballscorecards.com

| Batter | 1 | 2 | 3 | 4 | 5 | 6 | 7 | 8 | 9 | AB | R | H | RBI | BB | SO | LOB |
|---|---|---|---|---|---|---|---|---|---|---|---|---|---|---|---|---|
| 1 Adam Eaton, L (1, 8)<br>OBP: 0.348, SLG: 0.363 | C FF 88<br>B FF 89<br>F FF 90<br>F SL 84<br>F SL 83<br>B FF 90<br>X FF 90<br>2-2 ① G3-1 | | S SL 82<br>X SL 83<br>0-1 ② G1-3 | | C SL 82<br>X SL 81<br>0-1 ② G1-3 | | | F SI 90<br>B FS 84<br>B SI 92<br>F SI 91<br>B FS 83<br>F SI 91<br>X SI 91<br>3-2 ① G1-3 | | 4 | 0 | 0 | 0 | 0 | 0 | 3 |
| 5 Marcus Semien, R (1, 5)<br>OBP: 0.281, SLG: 0.362 | B FF 90<br>X FF 91<br>1-0 ② F8 | | D CU 70<br>X CH 84<br>1-0 ③ L5 | | B CU 69<br>B CH 84<br>B FF 90<br>B FF 90<br>4-0 BB | | | C FC 85<br>X FS 87<br>0-1 ② P3 | | 3 | 0 | 0 | 0 | 1 | 0 | 1 |
| 79 José Abreu, R (1, 3)<br>OBP: 0.324, SLG: 0.606 | X FF 91<br>0-0 ③ G5-3 | | | B FF 88<br>B CH 83<br>X CH 84<br>2-0 ① G3 | F CH 85<br>D CH 85<br>X CH 85<br>1-1 ③ G5-3 | | | B FC 88<br>S FC 88<br>B SI 91<br>X FS 88<br>2-1 ③ G6-3 | | 4 | 0 | 0 | 0 | 0 | 0 | 3 |
| 24 Dayan Viciedo, R (1, 9)<br>OBP: 0.417, SLG: 0.539 | | B FF 89<br>B FF 89<br>X FF 89<br>2-0 ① F9 | | B FF 88<br>X SL 83<br>1-0 ② G6-3 | | B FF 87<br>B FF 88<br>X FF 88<br>2-0 14 G5-4-3 1B | | | B SI 89<br>B SI 88<br>C SI 88<br>B SI 90<br>B SI 88<br>4-1 30 WP 10 DI BB | 3 | 0 | 1 | 0 | 1 | 0 | 0 |
| 14 Paul Konerko, R (1, 10)<br>OBP: 0.276, SLG: 0.296 | | C FF 90<br>X FF 89<br>0-1 1B | | X FF 89<br>0-0 1B | | B FC 86<br>C SI 92<br>X FC 88<br>1-1 ①② G5-4-3<br>1-2f | | | B SI 88<br>C SI 87<br>B CH 78<br>C SI 88<br>F CH 81<br>F CH 80<br>S CH 81<br>2-3 ① K | 4 | 0 | 2 | 0 | 0 | 1 | 2 |
| 10 Alexei Ramirez, R (1, 6)<br>OBP: 0.371, SLG: 0.525 | | C FF 89<br>X FF 89<br>0-1 ② F9 | | D CH 84<br>X CH 84<br>1-0 ③ F7 | | X FF 87<br>0-0 ③ F7 | | | B CH 81<br>B SI 89<br>B SI 88<br>C SI 88<br>C SI 88<br>X FF 90<br>3-2 ② P3<br>1-2 | 4 | 0 | 0 | 0 | 0 | 0 | 3 |
| 30 Alejandro De Aza, L (1, 7)<br>OBP: 0.244, SLG: 0.321 | | B FF 90<br>S SL 83<br>X FF 88<br>1-1 ③ P6 | | | B FF 88<br>C FF 89<br>S SL 80<br>B SL 80<br>F SL 82<br>F FF 89<br>F SL 81<br>B FF 88<br>B FF 88<br>4-2 17 SH1-4 15 1B BB | | B SI 91<br>F SI 92<br>F FC 89<br>X FS 84<br>1-2 ① G3 | | C FF 90<br>S CH 83<br>B CH 85<br>B CH 82<br>X CH 82<br>2-2 ③ G4-3<br>2-3 | 3 | 0 | 0 | 0 | 1 | 0 | 2 |
| 15 Gordon Beckham, R (1, 4)<br>OBP: 0.200, SLG: 0.300 | | | B FF 89<br>C FF 89<br>B FF 90<br>X FF 90<br>2-1 17 G4-3 2B | | F CH 83<br>F CH 82<br>D SL 84<br>B CH 82<br>X CH 82<br>2-2 17 SH1-4<br>1-2 1B | | C FC 86<br>X FC 88<br>0-1 ② G4-3 | | | 3 | 0 | 2 | 0 | 0 | 0 | 0 |
| 17 Adrian Nieto, S (1, 2)<br>OBP: 0.190, SLG: 0.238 | | | F FF 88<br>X FF 89<br>0-1 ① G4-3<br>2-3 | | X CH 83<br>0-0 ① SH1-4<br>1-2<br>2-3 | | C SI 92<br>S FS 84<br>B FS 85<br>B FS 82<br>B FS 83<br>C SI 90<br>3-3 ③ K | | | 2 | 0 | 0 | 0 | 0 | 1 | 1 |
| Inning Stats | R: 0<br>E: 0<br>K: 0<br>S: 7<br>H: 0<br>LOB: 0<br>BB: 0<br>P: 10 | R: 0<br>E: 0<br>K: 0<br>S: 7<br>H: 1<br>LOB: 1<br>BB: 0<br>P: 10 | R: 0<br>E: 0<br>K: 0<br>S: 7<br>H: 1<br>LOB: 1<br>BB: 0<br>P: 10 | R: 0<br>E: 0<br>K: 0<br>S: 4<br>H: 1<br>LOB: 1<br>BB: 0<br>P: 8 | R: 0<br>E: 0<br>K: 0<br>S: 13<br>H: 1<br>LOB: 3<br>BB: 2<br>P: 24 | R: 0<br>E: 0<br>K: 0<br>S: 4<br>H: 1<br>LOB: 0<br>BB: 0<br>P: 7 | R: 0<br>E: 0<br>K: 1<br>S: 8<br>H: 0<br>LOB: 0<br>BB: 0<br>P: 12 | R: 0<br>E: 0<br>K: 0<br>S: 8<br>H: 0<br>LOB: 0<br>BB: 0<br>P: 13 | R: 0<br>E: 0<br>K: 1<br>S: 12<br>H: 0<br>LOB: 1<br>BB: 1<br>P: 23 | 1B: 4<br>2B: 1<br>3B: 0<br>HR: 0<br>SF: 0<br>SAC: 1<br>DP: 1<br>HBP: 0 | | | | | | |

| | AB | 30 |
|---|---|---|
| | R | 0 |
| | H | 5 |
| | RBI | 0 |
| | BB | 3 |
| | SO | 2 |
| | LOB | 15 |

| PITCHER | | IP | WLS | BF | H | R | ER | SO | BB | IBB | HBP | BLK | WP | HR | S | P | ERA | WHIP |
|---|---|---|---|---|---|---|---|---|---|---|---|---|---|---|---|---|---|---|
| 27 Cesár Ramos, L<br>ERA: 3.38 | (1, 1) | 5.0 | W | 22 | 5 | 0 | 0 | 0 | 2 | 0 | 0 | 0 | 0 | 0 | 39 | 65 | 0.00 | 1.400 |
| 47 Brandon Gomes, R<br>ERA: 2.31 | (6, 1) | 3.0 | H | 8 | 0 | 0 | 0 | 1 | 0 | 0 | 0 | 0 | 0 | 0 | 19 | 29 | 0.00 | 0.000 |
| 46 Juan Carlos Oviedo, R<br>ERA: | (9, 1) | 1.0 | | 4 | 0 | 0 | 0 | 1 | 1 | 0 | 0 | 0 | 1 | 0 | 12 | 23 | 0.00 | 1.000 |

| PITCHER | IP | WLS | BF | H | R | ER | SO | BB | IBB | HBP | BLK | WP | HR | S | P | ERA | WHIP |
|---|---|---|---|---|---|---|---|---|---|---|---|---|---|---|---|---|---|

# Tampa Bay Rays @ Chicago White Sox

U.S. Cellular Field, Chicago, IL

Sun Apr 27 2014, 2:10 PM - 5:05 PM EDT

Att. 17,313 - Partly Cloudy - 50 F

TOP

livebaseballscorecards.com

| Batter | 1 | 2 | 3 | 4 | 5 | 6 | 7 | 8 | 9 | AB | R | H | RBI | BB | SO | LOB |
|---|---|---|---|---|---|---|---|---|---|---|---|---|---|---|---|---|
| 18 Ben Zobrist, S (1, 4)<br>OBP: 0.407, SLG: 0.438 | B SI 90<br>F FF 89<br>X SI 90<br>1-1<br>G4-3 | | X SI 90<br>0-0<br>G3 | | | C CU 73<br>B CU 74<br>B SI 90<br>X SI 90<br>2-1<br>1B | | B SI 88<br>B SI 89<br>C SI 89<br>B SI 89<br>F SI 89<br>X SI 88<br>3-2<br>20 F8<br>8 BB<br>3 1B<br>1B | | 4 | 1 | 2 | 0 | 0 | 0 | 1 |
| 8 Desmond Jennings, R (1, 8)<br>OBP: 0.383, SLG: 0.410 | B FF 90<br>C FF 91<br>S SI 90<br>S CU 77<br>1-3<br>K | | | B SI 88<br>B SI 89<br>X SI 88<br>2-0<br>G5-3 | | B SI 88<br>B SI 88<br>C SI 88<br>H SI 88<br>3-1<br>20 WP<br>HBP | | C FF 95<br>B SI 96<br>B FF 95<br>B FF 96<br>4-1<br>3 1B<br>1-2<br>BB | | 2 | 0 | 0 | 0 | 1 | 1 | 0 |
| 20 Matt Joyce, L (1, 7)<br>OBP: 0.469, SLG: 0.567 | B FF 88<br>B FF 90<br>B FF 88<br>C SI 89<br>X SI 90<br>3-1<br>G3 | | | B SI 89<br>C SI 88<br>F CU 76<br>B FF 90<br>X SI 90<br>2-2<br>3 G6-4-3<br>1B | | B SI 87<br>B SI 88<br>B SI 88<br>C FF 88<br>B CU 74<br>4-1<br>3 G6-4-3<br>1-2<br>BB | | B CH 86<br>X FF 95<br>1-0<br>F8<br>2-3 | | 3 | 0 | 1 | 0 | 1 | 0 | 2 |
| 3 Evan Longoria, R (1, 5)<br>OBP: 0.358, SLG: 0.439 | | C SI 89<br>F SI 90<br>C SI 90<br>0-3<br>K | | X SI 90<br>0-0<br>G6-4-3<br>1-2f | | C SI 88<br>D CU 76<br>X SI 89<br>1-1<br>G6-4-3<br>1-2f | | C FF 96<br>B FF 95<br>X SL 86<br>1-1<br>1-2<br>3-H<br>1B | | 4 | 0 | 1 | 1 | 0 | 1 | 3 |
| 21 James Loney, L (1, 3)<br>OBP: 0.381, SLG: 0.435 | | B FF 89<br>C FF 91<br>X SI 91<br>1-1<br>G4-3 | | | C CU 74<br>F SI 90<br>B CU 76<br>B CH 80<br>F SI 89<br>B SL 82<br>X SI 90<br>3-2<br>G4-3 | | C FF 87<br>B CU 74<br>B CU 72<br>B SI 86<br>X SI 88<br>3-1<br>G4-3 | B FF 95<br>X FF 94<br>1-0<br>G3 | | 4 | 0 | 0 | 0 | 0 | 0 | 2 |
| 9 Wil Myers, R (1, 9)<br>OBP: 0.307, SLG: 0.341 | | B FF 89<br>B SI 90<br>F SI 89<br>X SI 90<br>2-1<br>L9 | | | X CH 81<br>0-0<br>F9 | | C CH 87<br>B SI 87<br>X CU 73<br>1-1<br>7<br>FC4-6<br>1B | | B FF 92<br>B FF 92<br>C FF 94<br>S FF 94<br>B SL 84<br>X FF 94<br>3-2<br>G4-3 | 4 | 0 | 1 | 0 | 0 | 0 | 0 |
| 7 David DeJesus, L (1, 10)<br>OBP: 0.303, SLG: 0.316 | | | C SI 90<br>B SI 89<br>B SI 90<br>B SI 89<br>C FF 89<br>B SI 89<br>4-2<br>11<br>G6-4-3<br>BB | | B SI 89<br>B SI 88<br>X SI 88<br>2-0<br>11<br>E<br>1B | | X CH 88<br>0-0<br>FC4-6<br>11<br>FC6-4<br>1-2f | | B FF 94<br>B SI 94<br>B FF 93<br>B FF 94<br>4-0<br>5<br>L6<br>BB | 2 | 1 | 1 | 0 | 2 | 0 | 1 |
| 11 Yunel Escobar, R (1, 6)<br>OBP: 0.281, SLG: 0.303<br>5 Brandon Guyer, R (9, PH)<br>OBP: 0.174, SLG: 0.182 | | | 1 SAFE<br>F FF 89<br>F SI 90<br>X SI 91<br>0-2<br>G6-4-3<br>1-2f | | 1 SAFE<br>X SI 88<br>0-0<br>E9<br>1-H | | X SI 87<br>0-0<br>FC6-4<br>1-2f | | C FF 94<br>X FF 94<br>0-1<br>L6<br>1-1 | 3<br>1 | 0<br>0 | 0<br>0 | 0<br>0 | 0<br>0 | 0<br>0 | 2<br>1 |
| 28 José Molina, R (1, 2)<br>OBP: 0.176, SLG: 0.152 | | | B SI 89<br>C SI 89<br>F SI 89<br>B CU 76<br>X SI 90<br>2-2<br>1B | | C SL 81<br>X CU 75<br>0-1<br>G5-3 | | | F FF 86<br>B SL 80<br>F SI 89<br>F CU 74<br>B CU 74<br>F FF 88<br>B CU 73<br>C SI 88<br>3-3<br>K | | 3 | 0 | 1 | 0 | 0 | 1 | 1 |
| Inning Stats | R: 0<br>E: 0<br>K: 1<br>S: 7<br>H: 0<br>LOB: 0<br>BB: 0<br>P: 12 | R: 0<br>E: 0<br>K: 1<br>S: 7<br>H: 0<br>LOB: 0<br>BB: 0<br>P: 10 | R: 0<br>E: 0<br>K: 0<br>S: 9<br>H: 1<br>LOB: 1<br>BB: 1<br>P: 15 | R: 0<br>E: 0<br>K: 0<br>S: 5<br>H: 1<br>LOB: 0<br>BB: 0<br>P: 9 | R: 1<br>E: 1<br>K: 0<br>S: 9<br>H: 1<br>LOB: 1<br>BB: 0<br>P: 14 | R: 0<br>E: 0<br>K: 0<br>S: 6<br>H: 1<br>LOB: 1<br>BB: 1<br>P: 16 | R: 0<br>E: 0<br>K: 0<br>S: 6<br>H: 1<br>LOB: 1<br>BB: 0<br>P: 10 | R: 1<br>E: 0<br>K: 1<br>S: 13<br>H: 2<br>LOB: 2<br>BB: 1<br>P: 26 | R: 0<br>E: 0<br>K: 0<br>S: 5<br>H: 0<br>LOB: 0<br>BB: 1<br>P: 12 | 1B: 7<br>2B: 1<br>3B: 0<br>HR: 0<br>SF: 0<br>SAC: 0<br>DP: 4<br>HBP: 1 | | | | | | |

| | AB | 30 |
|---|---|---|
| | R | 2 |
| | H | 7 |
| | RBI | 1 |
| | BB | 4 |
| | SO | 3 |
| | LOB | 13 |

WP: 1 PA: 35
PB: 0
SB: 0
CS: 0

| PITCHER | | IP | WLS | BF | H | R | ER | SO | BB | IBB | HBP | BLK | WP | HR | S | P | ERA | WHIP |
|---|---|---|---|---|---|---|---|---|---|---|---|---|---|---|---|---|---|---|
| 67 Scott Carroll, R<br>ERA: 1.23 | (1, 1) | 7.1 | W | 28 | 6 | 2 | 1 | 3 | 2 | 0 | 1 | 0 | 1 | 0 | 57 | 100 | 1.23 | 1.091 |
| 40 Daniel Webb, R<br>ERA: 3.07 | (8, 1) | 1.2 | | 7 | 1 | 0 | 0 | 0 | 2 | 0 | 0 | 0 | 0 | 0 | 10 | 24 | 0.00 | 1.800 |

| PITCHER | | IP | WLS | BF | H | R | ER | SO | BB | IBB | HBP | BLK | WP | HR | S | P | ERA | WHIP |
|---|---|---|---|---|---|---|---|---|---|---|---|---|---|---|---|---|---|---|

# BOTTOM

## Tampa Bay Rays @ Chicago White Sox

U.S. Cellular Field, Chicago, IL

Sun Apr 27 2014, 2:10 PM - 5:05 PM EDT

Att. 17,313 - Partly Cloudy - 50 F

livebaseballscorecards.com

| Batter | 1 | 2 | 3 | 4 | 5 | 6 | 7 | 8 | 9 | AB | R | H | RBI | BB | SO | LOB |
|---|---|---|---|---|---|---|---|---|---|---|---|---|---|---|---|---|
| 1 Adam Eaton, L (1, 8)<br>OBP: 0.361, SLG: 0.376 | C FF 90<br>M FF 90<br>X SI 92<br>0-2<br>G6-3 | | C SI 92<br>B SI 92<br>X SI 93<br>1-1<br>1-2<br>1B | | | 1 SAFE<br>C SI 91<br>X SI 91<br>0-1<br>5<br>E<br>1-2<br>1B | C SI 90<br>B SI 91<br>C FF 91<br>B SI 92<br>X SI 92<br>2-2<br>5<br>2B<br>79<br>1B<br>1-3<br>1B | C CU 80<br>B CU 82<br>X FS 86<br>1-1<br>G3-1 | | 5 | 2 | 3 | 0 | 0 | 0 | 0 |
| 5 Marcus Semien, R (1, 5)<br>OBP: 0.286, SLG: 0.373 | B FF 91<br>X FF 92<br>1-0<br>P3 | | C SI 92<br>B FC 86<br>B FC 86<br>B SI 92<br>F SI 92<br>F FC 86<br>S SI 92<br>3-3<br>K | | | B FF 90<br>B SI 90<br>X FF 89<br>2-0<br>E1<br>79<br>HR<br>1-H<br>2-H<br>1B | X SI 91<br>0-0<br>79<br>1B<br>1-3<br>3-H<br>2B | C CU 79<br>B FS 86<br>B FF 92<br>C CU 80<br>B FF 93<br>F SI 92<br>S FS 88<br>3-3<br>K2-3 | | 5 | 2 | 2 | 1 | 0 | 2 | 2 |
| 79 José Abreu, R (1, 10)<br>OBP: 0.330, SLG: 0.631 | B FF 92<br>B CH 83<br>F SI 91<br>X FF 92<br>2-1<br>G5-3 | | | T SI 92<br>B FF 92<br>X CH 83<br>1-1<br>F7 | | X CH 84<br>0-0<br>HR<br>1-H | B SL 77<br>S FS 82<br>X FF 94<br>1-1<br>24<br>BB<br>10<br>1B<br>2-H<br>3-H<br>1B | | | 4 | 2 | 2 | 4 | 0 | 0 | 0 |
| 24 Dayan Viciedo, R (1, 9)<br>OBP: 0.420, SLG: 0.544<br>20 Jordan Danks, L (7, PR)<br>OBP: 0.216, SLG: 0.188<br>(8, 9) | | C SI 91<br>X SI 91<br>0-1<br>P4 | | C CH 83<br>C KC 79<br>F FF 93<br>B FC 86<br>F SI 94<br>C SI 93<br>1-3<br>K | | F FF 92<br>X FF 93<br>0-1<br>10<br>E<br>2B | B SL 76<br>D FS 80<br>D FS 79<br>B FF 92<br>4-0<br>10<br>1B<br>1-2<br>BB | | | 3<br>0 | 1<br>0 | 1<br>0 | 0<br>0 | 1<br>0 | 1<br>0 | 0<br>0 |
| 14 Paul Konerko, R (1, 3)<br>OBP: 0.242, SLG: 0.258 | | B SI 91<br>C SI 92<br>F FF 92<br>B FC 84<br>B FC 85<br>S FC 86<br>3-3<br>K | | C CH 83<br>C CH 84<br>X KC 80<br>0-2<br>L5 | | B FC 86<br>T FF 91<br>B FF 92<br>S FF 93<br>S FF 93<br>2-3<br>K | X FF 93<br>0-0<br>P3 | | | 4 | 0 | 0 | 0 | 0 | 2 | 3 |
| 10 Alexei Ramirez, R (1, 6)<br>OBP: 0.376, SLG: 0.524 | | B CU 79<br>X FF 92<br>1-0<br>F7 | | | B CH 82<br>C FF 90<br>X SI 91<br>1-1<br>L8 | X SI 92<br>0-0<br>E6<br>2-H<br>1B | C SI 92<br>X SI 92<br>0-1<br>1-2<br>2-H<br>1B | | | 4 | 0 | 2 | 1 | 0 | 0 | 0 |
| 30 Alejandro De Aza, L (1, 7)<br>OBP: 0.244, SLG: 0.317 | | | C SI 90<br>C KC 77<br>F SI 91<br>X FC 86<br>0-2<br>15<br>FC3-6<br>1B | | C KC 78<br>B KC 77<br>F FF 92<br>F SI 91<br>X FC 85<br>1-2<br>F9 | B SI 92<br>T SI 91<br>B FF 92<br>F SI 91<br>X SI 93<br>2-2<br>L1 | C FF 92<br>X SL 77<br>0-1<br>P6 | | | 4 | 0 | 1 | 0 | 0 | 0 | 3 |
| 21 Tyler Flowers, R (1, 2)<br>OBP: 0.408, SLG: 0.437 | | | T SI 92<br>F SI 92<br>C SI 92<br>0-3<br>K | | S CU 80<br>F FC 86<br>S SI 92<br>0-3<br>K | C CH 82<br>F FC 87<br>F SI 93<br>B FF 93<br>B SI 92<br>C FC 87<br>2-3<br>K | S FS 79<br>B FF 92<br>S SI 93<br>X FS 79<br>1-2<br>G4-3 | | | 4 | 0 | 0 | 0 | 0 | 3 | 4 |
| 15 Gordon Beckham, R (1, 4)<br>OBP: 0.214, SLG: 0.231 | | | C SI 92<br>1 SAFE<br>X SI 92<br>0-1<br>FC3-6<br>1<br>1B<br>1-2f | | | B SI 90<br>F FF 90<br>B FF 91<br>X SI 91<br>2-1<br>E4<br>5<br>1B<br>1<br>1B<br>5<br>E | B SI 90<br>B KC 83<br>C SI 90<br>F SI 91<br>B FC 86<br>F FC 85<br>B SI 91<br>4-2<br>1<br>1B<br>1<br>S<br>5<br>2B<br>BB | B CU 80<br>X SI 92<br>1-0<br>F9 | | 3 | 2 | 0 | 0 | 1 | 0 | 1 |
| Inning Stats | R: 0<br>E: 0<br>K: 0<br>S: 6<br>H: 0<br>LOB: 0<br>BB: 0<br>P: 9 | R: 0<br>E: 0<br>K: 1<br>S: 6<br>H: 0<br>LOB: 0<br>BB: 0<br>P: 10 | R: 0<br>E: 0<br>K: 2<br>S: 15<br>H: 2<br>LOB: 2<br>BB: 0<br>P: 19 | R: 0<br>E: 0<br>K: 1<br>S: 10<br>H: 0<br>LOB: 0<br>BB: 0<br>P: 12 | R: 0<br>E: 0<br>K: 1<br>S: 9<br>H: 0<br>LOB: 0<br>BB: 0<br>P: 11 | R: 5<br>E: 3<br>K: 2<br>S: 19<br>H: 5<br>LOB: 1<br>BB: 0<br>P: 29 | R: 4<br>E: 0<br>K: 0<br>S: 17<br>H: 4<br>LOB: 2<br>BB: 2<br>P: 29 | R: 0<br>E: 0<br>K: 1<br>S: 7<br>H: 0<br>LOB: 0<br>BB: 0<br>P: 12 | | 1B: 8<br>2B: 2<br>3B: 0<br>HR: 1<br>SF: 0<br>SAC: 0<br>DP: 0<br>HBP: 0 | | | | | | |

| | AB | 36 |
|---|---|---|
| | R | 9 |
| | H | 11 |
| | RBI | 6 |
| | BB | 2 |
| | SO | 8 |
| | LOB | 13 |

WP: 0 PB: 0 SB: 1 CS: 0 PA: 38

| PITCHER | | IP | WLS | BF | H | R | ER | SO | BB | IBB | HBP | BLK | WP | HR | S | P | ERA | WHIP |
|---|---|---|---|---|---|---|---|---|---|---|---|---|---|---|---|---|---|---|
| 14 David Price, L<br>ERA: 4.75 | (1, 1) | 6.0 | L | 29 | 9 | 8 | 6 | 7 | 1 | 0 | 0 | 0 | 0 | 1 | 72 | 103 | 9.00 | 1.667 |
| 52 Josh Lueke, R<br>ERA: 4.4 | (7, 1) | 1.0 | | 6 | 2 | 1 | 1 | 0 | 1 | 0 | 0 | 0 | 0 | 0 | 10 | 16 | 9.00 | 3.000 |
| 13 Heath Bell, R<br>ERA: 7.62 | (8, 1) | 1.0 | | 3 | 0 | 0 | 0 | 1 | 0 | 0 | 0 | 0 | 0 | 0 | 7 | 12 | 0.00 | 0.000 |

| PITCHER | IP | WLS | BF | H | R | ER | SO | BB | IBB | HBP | BLK | WP | HR | S | P | ERA | WHIP |
|---|---|---|---|---|---|---|---|---|---|---|---|---|---|---|---|---|---|

# Tampa Bay Rays @ Chicago White Sox

U.S. Cellular Field, Chicago, IL

Mon Apr 28 2014, 8:10 PM - 11:28 PM EDT

Att. 11,268 - Overcast - 50 F

TOP

livebaseballscorecards.com

| Batter | 1 | 2 | 3 | 4 | 5 | 6 | 7 | 8 | 9 | AB | R | H | RBI | BB | SO | LOB |
|---|---|---|---|---|---|---|---|---|---|---|---|---|---|---|---|---|
| 18 Ben Zobrist, S (1, 4)<br>OBP: 0.407, SLG: 0.455 | X FF 89<br>0-0<br>8<br>E<br>2B | | B CU 71<br>C FC 86<br>B CU 75<br>X FC 85<br>2-1 ①<br>G3 | C FC 88<br>C CU 77<br>S CU 78<br>0-3 ③<br>K | | | F FS 84<br>F FS 84<br>X FS 85<br>0-2 ①<br>G3 | | C CU 82<br>X SL 88<br>0-1<br>2B | 5 | 1 | 2 | 0 | 0 | 1 | 2 |
| 8 Desmond Jennings, R (1, 8)<br>OBP: 0.388, SLG: 0.415 | L FF 90<br>X CH 86<br>0-1<br>SH<br>20<br>SF8<br>2-H | | S FC 84<br>X FF 92<br>0-1<br>20<br>G3-1<br>20<br>S<br>1B | C FC 87<br>B SI 88<br>S CU 74<br>F CU 77<br>B CU 78<br>B FC 87<br>X FC 87<br>3-2 ①<br>L7 | | | B SI 91<br>B FC 88<br>B SI 90<br>C SI 90<br>X SI 90<br>3-1<br>1B | | C SI 94<br>F SI 94<br>X CU 83<br>0-2 ③<br>G4-3 | 4 | 1 | 2 | 0 | 0 | 0 | 1 |
| 20 Matt Joyce, L (1, 7)<br>OBP: 0.447, SLG: 0.540 | C FC 88<br>X FF 91<br>0-1 ①<br>SF8<br>2-H | | 1 SAFE<br>B FF 91<br>1 SAFE<br>B SI 90<br>C FC 86<br>C FC 88<br>D CU 77<br>X FC 87<br>3-2 ②<br>G3-1<br>1-3 | | F SI 91<br>B SI 92<br>B CU 77<br>S FC 87<br>X CH 84<br>2-2 ②<br>F8 | | X SI 89<br>0-0 ②<br>L8 | | | 3 | 0 | 0 | 1 | 0 | 0 | 2 |
| 3 Evan Longoria, R (1, 5)<br>OBP: 0.354, SLG: 0.431 | F FF 91<br>B FC 88<br>F FC 89<br>B CU 80<br>X FC 88<br>2-2 ②<br>G4-3 | | B CH 86<br>X CU 76<br>1-0 ③<br>G4-3 | | B FC 83<br>S FC 86<br>B CU 77<br>X SI 92<br>2-1<br>1B | | B FC 87<br>X FS 84<br>1-0 ③<br>G1-3 | | | 4 | 0 | 1 | 0 | 0 | 0 | 2 |
| 21 James Loney, L (1, 3)<br>OBP: 0.366, SLG: 0.416 | B FC 88<br>B FC 87<br>F FC 87<br>X CH 84<br>2-1 ③<br>G3 | | | B CU 74<br>F FC 84<br>X FC 84<br>1-1 ①<br>F7 | D FC 85<br>D SI 91<br>1 SAFE<br>D FC 87<br>X FC 87<br>3-0 ③<br>F8 | | | F FC 86<br>B FS 84<br>B FS 84<br>S FS 84<br>C FC 89<br>2-3 ①<br>K | | 4 | 0 | 0 | 0 | 0 | 1 | 1 |
| 9 Wil Myers, R (1, 9)<br>OBP: 0.305, SLG: 0.337 | | B FC 86<br>X FC 85<br>1-0 ①<br>P4 | | C CU 74<br>F FC 86<br>B CU 80<br>X FC 85<br>1-2<br>7<br>2B<br>1B | | C CU 73<br>X CU 76<br>0-1 ①<br>G5-3 | | F FC 84<br>S FS 84<br>F FS 84<br>B FC 89<br>S FS 85<br>1-3 ②<br>K | | 4 | 1 | 1 | 0 | 0 | 1 | 0 |
| 7 David DeJesus, L (1, 10)<br>OBP: 0.314, SLG: 0.333 | | B SI 91<br>B FC 84<br>B FC 86<br>B SI 91<br>4-0<br>BB | B SI 91<br>D FC 84<br>1 SAFE<br>F FC 85<br>X FC 85<br>2-1<br>11<br>G5-3<br>1-H<br>2B | | | B CU 74<br>F SI 90<br>B CU 76<br>C SI 92<br>F FC 87<br>B CH 82<br>S CH 83<br>3-3 ②<br>K | | S FS 84<br>B FC 87<br>C FS 84<br>X FS 84<br>1-2 ③<br>G3 | | 3 | 0 | 1 | 1 | 1 | 1 | 0 |
| 11 Yunel Escobar, R (1, 6)<br>OBP: 0.280, SLG: 0.293 | | F FC 88<br>1 SAFE<br>B FC 86<br>B FC 86<br>F FC 86<br>X FC 87<br>2-2 ②<br>F9 | X FC 86<br>0-0 ②<br>G5-3<br>2-3 | | | B FC 88<br>C FC 86<br>B CU 77<br>C FC 85<br>B CU 79<br>B CH 84<br>4-2<br>BB | | | C SI 94<br>X SL 87<br>0-1 ①<br>G4-3 | 3 | 0 | 0 | 0 | 1 | 0 | 2 |
| 24 Ryan Hanigan, R (1, 2)<br>OBP: 0.328, SLG: 0.481 | | 1 SAFE<br>C FC 84<br>F FF 90<br>D FC 87<br>F CU 78<br>B FF 92<br>B FC 86<br>F FC 88<br>S FC 87<br>3-3 ③<br>K | D CU 77<br>D FC 86<br>C FC 87<br>B CH 84<br>D FC 87<br>4-1<br>BB | | | 1 SAFE<br>S FC 88<br>F FC 87<br>S SI 87<br>0-3 ③<br>K | | | C SL 87<br>B SL 84<br>F SL 87<br>X SI 94<br>1-2 ②<br>P4 | 3 | 0 | 0 | 0 | 1 | 2 | 2 |
| Inning Stats | R: 2<br>E: 1<br>K: 0<br>S: 10<br>H: 1<br>LOB: 0<br>BB: 0<br>P: 14 | R: 0<br>E: 0<br>K: 1<br>S: 9<br>H: 0<br>LOB: 1<br>BB: 1<br>P: 19 | R: 0<br>E: 0<br>K: 0<br>S: 8<br>H: 1<br>LOB: 1<br>BB: 0<br>P: 14 | R: 1<br>E: 0<br>K: 1<br>S: 12<br>H: 2<br>LOB: 2<br>BB: 1<br>P: 20 | R: 0<br>E: 0<br>K: 0<br>S: 10<br>H: 1<br>LOB: 1<br>BB: 0<br>P: 20 | R: 0<br>E: 0<br>K: 2<br>S: 11<br>H: 0<br>LOB: 1<br>BB: 1<br>P: 18 | R: 0<br>E: 0<br>K: 0<br>S: 7<br>H: 1<br>LOB: 1<br>BB: 0<br>P: 11 | R: 0<br>E: 0<br>K: 2<br>S: 10<br>H: 0<br>LOB: 0<br>BB: 0<br>P: 14 | R: 0<br>E: 0<br>K: 0<br>S: 10<br>H: 1<br>LOB: 1<br>BB: 0<br>P: 11 | 1B: 4<br>2B: 3<br>3B: 0<br>HR: 0<br>SF: 1<br>SAC: 1<br>DP: 0<br>HBP: 0 | | | | | | |

| | AB | 33 |
|---|---|---|
| | R | 3 |
| | H | 7 |
| | RBI | 2 |
| | BB | 3 |
| | SO | 6 |
| | LOB | 12 |

WP: 0 PA: 38
PB: 0
SB: 1
CS: 0

| PITCHER | | IP | WLS | BF | H | R | ER | SO | BB | IBB | HBP | BLK | WP | HR | S | P | ERA | WHIP |
|---|---|---|---|---|---|---|---|---|---|---|---|---|---|---|---|---|---|---|
| 64 André Rienzo, R<br>ERA: 4.05 | (1, 1) | 6.0 | W | 27 | 5 | 3 | 2 | 4 | 3 | 0 | 0 | 0 | 0 | 0 | 60 | 105 | 3.00 | 1.333 |
| 57 Zach Putnam, R<br>ERA: 2.0 | (7, 1) | 2.0 | H | 7 | 1 | 0 | 0 | 2 | 0 | 0 | 0 | 0 | 0 | 0 | 17 | 25 | 0.00 | 0.500 |
| 27 Matt Lindstrom, R<br>ERA: 3.75 | (9, 1) | 1.0 | | 4 | 1 | 0 | 0 | 0 | 0 | 0 | 0 | 0 | 0 | 0 | 10 | 11 | 0.00 | 1.000 |

| PITCHER | | IP | WLS | BF | H | R | ER | SO | BB | IBB | HBP | BLK | WP | HR | S | P | ERA | WHIP |
|---|---|---|---|---|---|---|---|---|---|---|---|---|---|---|---|---|---|---|

# BOTTOM

## Tampa Bay Rays @ Chicago White Sox

U.S. Cellular Field, Chicago, IL

Mon Apr 28 2014, 8:10 PM - 11:28 PM EDT

Att. 11,268 - Overcast - 50 F

livebaseballscorecards.com

| Batter | 1 | 2 | 3 | 4 | 5 | 6 | 7 | 8 | 9 | AB | R | H | RBI | BB | SO | LOB |
|---|---|---|---|---|---|---|---|---|---|---|---|---|---|---|---|---|
| 1 Adam Eaton, L (1, 8)<br>OBP: 0.373, SLG: 0.393 | C SI 91<br>C FF 91<br>B FS 86<br>B SI 92<br>F FF 91<br>S FS 85<br>2-3 ① **K** | | C FF 89<br>C FF 88<br>X FF 91<br>0-2 79 CS 1B | X FC 86<br>0-0 ③ F8 | | X FF 95<br>0-0 1-H 2-H 2B | | B FF 92<br>B FF 91<br>B CU 80<br>C FF 92<br>C FF 91<br>F FF 91<br>D CU 81<br>4-2 79 1B 1-2 BB | | 4 | 0 | 2 | 2 | 1 | 1 | 1 |
| 15 Gordon Beckham, R (1, 4)<br>OBP: 0.211, SLG: 0.176 | B SI 92<br>B FF 87<br>C SI 91<br>B SI 92<br>X FF 91<br>3-1 ② F8 | | 1 SAFE<br>F SI 88<br>1 SAFE<br>1 SAFE<br>F SI 88<br>X FF 88<br>0-2 ① L9 | | X FF 89<br>0-0 ① F7 | B FF 96<br>B FF 95<br>B FF 96<br>C FF 95<br>B FF 95<br>4-1 79 FC5-4 BB | | C CU 79<br>C CU 82<br>D CU 81<br>B FF 92<br>D CU 82<br>S CU 80<br>3-3 ② **K** | | 4 | 0 | 0 | 0 | 1 | 1 | 3 |
| 79 José Abreu, R (1, 3)<br>OBP: 0.342, SLG: 0.626 | B FF 92<br>F FF 91<br>C FF 91<br>S FS 86<br>1-3 ③ **K** | | B SI 88<br>X FF 89<br>1-0 ② 1-2 1B | | B CU 71<br>B FF 89<br>F FF 90<br>B FF 89<br>B FF 90<br>4-1 24 L7-6 44 1B BB | C SI 94<br>B SL 77<br>B FF 94<br>X SI 93<br>2-1 ③ FC5-4 1-2f | | C CU 82<br>F FF 92<br>X FF 93<br>0-2 1-3 2-H 1B | | 4 | 0 | 2 | 1 | 1 | 1 | 2 |
| 44 Adam Dunn, L (1, 10)<br>OBP: 0.393, SLG: 0.521 | | B SI 90<br>C FS 84<br>C SI 90<br>B SI 91<br>B FS 85<br>X SI 91<br>3-2 10 SH3 30 HR 1B | C CU 70<br>C FF 90<br>D FC 86<br>B FS 85<br>X FS 85<br>2-2 ③ F9 | | B FF 89<br>X FS 83<br>1-0 1-2 1B | | B FF 90<br>C SI 89<br>X CH 82<br>1-1 ① F7 | F CU 80<br>B FF 92<br>S FF 93<br>S FF 92<br>1-3 ③ **K** | | 5 | 1 | 2 | 0 | 0 | 1 | 3 |
| 24 Dayan Viciedo, R (1, 9)<br>OBP: 0.413, SLG: 0.524<br>20 Jordan Danks, L (8, 9)<br>OBP: 0.216, SLG: 0.188 | | C SI 89<br>B FC 84<br>B FS 84<br>F FS 85<br>S FF 90<br>2-3 ① **K** | | B CU 68<br>F FF 90<br>B FS 84<br>B SI 89<br>B FF 88<br>4-1 10 3B BB | X FF 96<br>0-0 ②③ L7-6 2-2 | | X SI 92<br>0-0 ② F9 | | | 3<br>0 | 1<br>0 | 0<br>0 | 0<br>0 | 1<br>0 | 1<br>0 | 3<br>0 |
| 10 Alexei Ramirez, R (1, 6)<br>OBP: 0.384, SLG: 0.557 | | C FF 88<br>X FS 83<br>0-1 ② SH3 1-2 | F FF 87<br>D FC 85<br>B FC 85<br>B FC 85<br>F SI 89<br>F FF 91<br>X FS 85<br>3-2 5 2B 1-H 3B | | | X FF 97<br>0-0 ① G4-3 | B SI 91<br>X SI 92<br>1-0 2B | | | 3 | 1 | 2 | 1 | 0 | 0 | 0 |
| 30 Alejandro De Aza, L (1, 7)<br>OBP: 0.255, SLG: 0.353 | | D FS 82<br>C FS 85<br>X FS 84<br>1-1 2-H HR | F SI 90<br>X FS 87<br>0-1 ① G4-3 | | | B SI 98<br>T SI 97<br>B FF 98<br>S SI 97<br>F SI 99<br>B FF 98<br>F FF 96<br>B FF 98<br>4-2 21 CS BB | C CH 84<br>T SI 93<br>S CH 84<br>0-3 ③ **K** | | | 3 | 1 | 1 | 2 | 1 | 1 | 2 |
| 21 Tyler Flowers, R (1, 2)<br>OBP: 0.413, SLG: 0.440 | | F SI 90<br>C FF 89<br>B FC 86<br>X SI 89<br>1-2 1B | F FF 89<br>B CU 72<br>F FF 88<br>F FF 88<br>S FC 85<br>1-3 ② **K** | | | 1 SAFE<br>S SI 98<br>1 SAFE<br>1 SAFE<br>C FF 97<br>F FF 96<br>B SI 98<br>X CU 79<br>1-2 ② 5 BB 1 2B 1B | | C CU 79<br>B FF 93<br>B SI 93<br>T FF 92<br>S CU 82<br>2-3 ① K2-3 | | 4 | 1 | 2 | 0 | 0 | 2 | 1 |
| 5 Marcus Semien, R (1, 5)<br>OBP: 0.293, SLG: 0.381 | | B FF 90<br>C FC 86<br>B FF 89<br>F SI 90<br>C FF 89<br>2-3 ③ **K** | B SI 88<br>B FC 85<br>C FF 88<br>F SI 89<br>B FC 85<br>X FF 88<br>3-2 3-H 2B | | | B SI 97<br>C FF 96<br>B SI 98<br>C FF 95<br>F FF 98<br>B FF 97<br>B FF 97<br>4-2 1 2B 1-2 BB | | B FF 92<br>C FF 92<br>X CU 82<br>1-1 E6 1 S 79 1B | | 3 | 2 | 1 | 1 | 1 | 1 | 1 |
| Inning Stats | R: 0<br>E: 0<br>K: 2<br>S: 9<br>H: 0<br>LOB: 0<br>BB: 0<br>P: 15 | R: 2<br>E: 0<br>K: 2<br>S: 16<br>H: 3<br>LOB: 1<br>BB: 0<br>P: 25 | R: 0<br>E: 0<br>K: 0<br>S: 10<br>H: 2<br>LOB: 1<br>BB: 0<br>P: 13 | R: 2<br>E: 0<br>K: 1<br>S: 15<br>H: 2<br>LOB: 1<br>BB: 1<br>P: 26 | R: 0<br>E: 0<br>K: 0<br>S: 4<br>H: 1<br>LOB: 1<br>BB: 1<br>P: 9 | R: 2<br>E: 0<br>K: 0<br>S: 16<br>H: 2<br>LOB: 2<br>BB: 3<br>P: 31 | R: 0<br>E: 0<br>K: 1<br>S: 7<br>H: 1<br>LOB: 1<br>BB: 0<br>P: 9 | R: 1<br>E: 1<br>K: 3<br>S: 17<br>H: 1<br>LOB: 2<br>BB: 1<br>P: 28 | | 1B: 7<br>2B: 4<br>3B: 1<br>HR: 1<br>SF: 0<br>SAC: 1<br>DP: 1<br>HBP: 0 | | | | WP: 0<br>PB: 0<br>SB: 1<br>CS: 2<br>PA: 40 | |

| | AB | 33 |
|---|---|---|
| | R | 7 |
| | H | 12 |
| | RBI | 7 |
| | BB | 6 |
| | SO | 9 |
| | LOB | 16 |

| PITCHER | | IP | WLS | BF | H | R | ER | SO | BB | IBB | HBP | BLK | WP | HR | S | P | ERA | WHIP |
|---|---|---|---|---|---|---|---|---|---|---|---|---|---|---|---|---|---|---|
| 23 Jake Odorizzi, R<br>ERA: 6.85 | (1, 1) | 4.1 | L | 22 | 8 | 4 | 4 | 5 | 2 | 0 | 0 | 0 | 0 | 1 | 53 | 87 | 8.31 | 2.308 |
| 57 Jake McGee, L<br>ERA: 2.38 | (5, 1) | 1.1 | | 7 | 2 | 2 | 2 | 0 | 3 | 0 | 0 | 0 | 0 | 0 | 15 | 28 | 13.50 | 3.750 |
| 52 Josh Lueke, R<br>ERA: 4.3 | (6, 1) | 0.1 | | 1 | 0 | 0 | 0 | 0 | 0 | 0 | 0 | 0 | 0 | 0 | 2 | 4 | 0.00 | 0.000 |
| 46 Juan Carlos Oviedo, R<br>ERA: | (7, 1) | 1.0 | | 4 | 1 | 0 | 0 | 1 | 0 | 0 | 0 | 0 | 0 | 0 | 7 | 9 | 0.00 | 1.000 |
| 13 Heath Bell, R<br>ERA: 7.07 | (8, 1) | 1.0 | | 6 | 1 | 1 | 0 | 3 | 1 | 0 | 0 | 0 | 0 | 0 | 17 | 28 | 0.00 | 2.000 |

| PITCHER | IP | WLS | BF | H | R | ER | SO | BB | IBB | HBP | BLK | WP | HR | S | P | ERA | WHIP |
|---|---|---|---|---|---|---|---|---|---|---|---|---|---|---|---|---|---|

# Tampa Bay Rays @ Boston Red Sox

Fenway Park, Boston, MA

Tue Apr 29 2014, 7:12 PM - 10:50 PM EDT

Att. 34,794 - Cloudy - 43 F

TOP

livebaseballscorecards.com

| Batter | 1 | 2 | 3 | 4 | 5 | 6 | 7 | 8 | 9 | AB | R | H | RBI | BB | SO | LOB |
|---|---|---|---|---|---|---|---|---|---|---|---|---|---|---|---|---|
| 18 Ben Zobrist, S (1, 4)<br>OBP: 0.390, SLG: 0.434 | B FF 92<br>C FF 92<br>S FF 93<br>S FF 94<br>1-3 ① **K** | | X FF 91<br>0-0 ③ **G3** | | | X FF 88<br>0-0 ① **G3** | C FF 90<br>X SI 90<br>0-1 ③ **FC6**<br>1-2f | | S FF 87<br>S FF 88<br>S FF 88<br>0-3 ③ **K** | 5 | 0 | 0 | 0 | 0 | 2 | 2 |
| 8 Desmond Jennings, R (1, 8)<br>OBP: 0.382, SLG: 0.419 | B FF 93<br>F FF 93<br>B FF 93<br>F FF 93<br>X FF 94<br>2-2 ② **F8** | | | C FF 91<br>X FF 92<br>0-1 ① **G4-3** | | C FF 89<br>X FF 91<br>0-1 20 1B 3 SF8 2B | | B FF 90<br>B FC 83<br>C FC 81<br>B FC 82<br>X FF 90<br>3-2 ① **G6-3** | | 4 | 1 | 1 | 0 | 0 | 0 | 0 |
| 20 Matt Joyce, L (1, 7)<br>OBP: 0.438, SLG: 0.522 | F FF 94<br>F FF 93<br>S FC 84<br>0-3 ③ **K** | | | C CU 78<br>C FF 94<br>X FF 94<br>0-2 ② **G5-3** | | B FF 91<br>X FF 90<br>1-0 2-3 1B | | B SI 90<br>B FC 82<br>X FF 90<br>2-0 ② **L8** | | 4 | 0 | 1 | 0 | 0 | 1 | 0 |
| 3 Evan Longoria, R (1, 5)<br>OBP: 0.342, SLG: 0.419 | | B FF 92<br>F FF 93<br>B FF 92<br>X FF 93<br>2-1 ① **G5-3** | | B FF 94<br>F FF 94<br>F FF 93<br>X FF 94<br>1-2 ③ **G6-3** | | X FF 90<br>0-0 ② **SF8**<br>3-H | | F FF 91<br>B FF 93<br>B CH 81<br>X FF 92<br>2-1 ③ **G6-3** | | 3 | 0 | 0 | 1 | 0 | 0 | 0 |
| 21 James Loney, L (1, 3)<br>OBP: 0.371, SLG: 0.441 | | B CU 76<br>C CU 76<br>F FF 92<br>B FC 83<br>X FC 84<br>2-2 ② **G3** | | | C FF 90<br>B FF 92<br>C FF 91<br>X FF 92<br>1-2 2B | C FF 91<br>X SI 89<br>0-1 ③ **G1-3** | | | X FF 90<br>0-0 7 G6-3 11 1B 2B | 4 | 1 | 2 | 0 | 0 | 0 | 1 |
| 9 Wil Myers, R (1, 9)<br>OBP: 0.321, SLG: 0.357 | | B FF 92<br>S FF 91<br>F FF 92<br>X FF 94<br>1-2 **1B** | | | F FF 92<br>F FF 93<br>B FF 93<br>B FF 93<br>D FC 85<br>S FC 84<br>3-3 ① **K** | | C CU 81<br>S FC 82<br>B FC 84<br>X FF 91<br>2-2 7 G3 24 1B 2B | | F FF 90<br>F FS 86<br>B FS 87<br>B FS 87<br>B FS 86<br>F FS 86<br>B FS 87<br>4-2 7 G6-3 11 E BB | 3 | 2 | 2 | 0 | 1 | 1 | 1 |
| 7 David DeJesus, L (1, 10)<br>OBP: 0.311, SLG: 0.317 | | B FF 91<br>B SI 91<br>C FF 92<br>F FF 92<br>B FF 93<br>X FF 92<br>3-2 ③ **L7** | | | B SI 91<br>B FF 92<br>B FC 83<br>C FF 91<br>F FF 92<br>B FF 93<br>4-2 **BB** | | C FF 90<br>C FF 91<br>F FF 91<br>D FC 84<br>F FC 83<br>X FC 83<br>1-2 ① **G3**<br>2-3 | | C FS 86<br>C FF 92<br>B FF 92<br>X FS 88<br>1-2 ① **G6-3**<br>1-2<br>2-3 | 3 | 0 | 0 | 0 | 1 | 0 | 4 |
| 11 Yunel Escobar, R (1, 6)<br>OBP: 0.279, SLG: 0.292 | | | B FC 82<br>X FC 83<br>1-0 ① **P3** | | C FF 92<br>B FF 93<br>B FF 93<br>X FF 92<br>2-1 ② **F9** | | D FC 84<br>B FF 91<br>S FC 82<br>F FF 90<br>F FF 92<br>S FC 83<br>2-3 ② **K** | | B FF 93<br>C FF 92<br>X FF 90<br>1-1 **E6**<br>2-H<br>3-H **1B** | 4 | 0 | 1 | 1 | 0 | 1 | 3 |
| 24 Ryan Hanigan, R (1, 2)<br>OBP: 0.323, SLG: 0.466 | | | S FF 92<br>B FF 92<br>F FF 93<br>X FC 83<br>1-2 ② **G5-3** | | F FF 93<br>F FF 92<br>S FC 84<br>0-3 ③ **K** | | B FF 92<br>X FF 91<br>1-0 18 FC6<br>3-H **1B** | | C FF 92<br>F FS 86<br>B FF 90<br>X FS 86<br>1-2 ② **F9** | 4 | 0 | 1 | 1 | 0 | 1 | 3 |
| Inning Stats | R: 0<br>E: 0<br>K: 2<br>S: 9<br>H: 0<br>LOB: 0<br>BB: 0<br>P: 12 | R: 0<br>E: 0<br>K: 0<br>S: 11<br>H: 1<br>LOB: 1<br>BB: 0<br>P: 19 | R: 0<br>E: 0<br>K: 0<br>S: 5<br>H: 0<br>LOB: 0<br>BB: 0<br>P: 7 | R: 0<br>E: 0<br>K: 0<br>S: 8<br>H: 0<br>LOB: 0<br>BB: 0<br>P: 9 | R: 0<br>E: 0<br>K: 2<br>S: 13<br>H: 1<br>LOB: 2<br>BB: 1<br>P: 23 | R: 1<br>E: 0<br>K: 0<br>S: 7<br>H: 2<br>LOB: 1<br>BB: 0<br>P: 8 | R: 1<br>E: 0<br>K: 1<br>S: 15<br>H: 2<br>LOB: 1<br>BB: 0<br>P: 21 | R: 0<br>E: 0<br>K: 0<br>S: 6<br>H: 0<br>LOB: 0<br>BB: 0<br>P: 13 | R: 2<br>E: 1<br>K: 1<br>S: 15<br>H: 2<br>LOB: 1<br>BB: 1<br>P: 22 | 1B: 4<br>2B: 4<br>3B: 0<br>HR: 0<br>SF: 1<br>SAC: 0<br>DP: 0<br>HBP: 0 | | | | | | |

| | AB | 34 |
|---|---|---|
| | R | 4 |
| | H | 8 |
| | RBI | 3 |
| | BB | 2 |
| | SO | 6 |
| | LOB | 14 |

WP: 0 PB: 0 SB: 0 CS: 0 PA: 37

| PITCHER | | IP | WLS | BF | H | R | ER | SO | BB | IBB | HBP | BLK | WP | HR | S | P | ERA | WHIP |
|---|---|---|---|---|---|---|---|---|---|---|---|---|---|---|---|---|---|---|
| 41 John Lackey, R<br>ERA: 3.83 | (1, 1) | 8.0 | W | 31 | 6 | 2 | 2 | 5 | 1 | 0 | 0 | 0 | 0 | 0 | 74 | 112 | 2.25 | 0.875 |
| 54 Edward Mujica, R<br>ERA: 10.0 | (9, 1) | 0.2 | | 5 | 2 | 2 | 2 | 0 | 1 | 0 | 0 | 0 | 0 | 0 | 12 | 19 | 27.00 | 4.500 |
| 19 Koji Uehara, R<br>ERA: 0.93 | (9, 1) | 0.1 | S | 1 | 0 | 0 | 0 | 1 | 0 | 0 | 0 | 0 | 0 | 0 | 3 | 3 | 0.00 | 0.000 |

| PITCHER | | IP | WLS | BF | H | R | ER | SO | BB | IBB | HBP | BLK | WP | HR | S | P | ERA | WHIP |
|---|---|---|---|---|---|---|---|---|---|---|---|---|---|---|---|---|---|---|

| Batter | 1 | 2 | 3 | 4 | 5 | 6 | 7 | 8 | 9 | AB | R | H | RBI | BB | SO | LOB |
|---|---|---|---|---|---|---|---|---|---|---|---|---|---|---|---|---|
| 15 Dustin Pedroia, R (1, 4)<br>OBP: 0.325, SLG: 0.351 | C FF 88<br>F FF 89<br>F CU 75<br>B FF 90<br>B CU 74<br>F CH 72<br>X SI 90<br>2-2<br>G5-3 | | B CU 74<br>B SI 89<br>B SI 89<br>C FF 85<br>C FF 88<br>X SI 89<br>3-2<br>F9 | | C CU 74<br>X CU 76<br>0-1<br>L5 | S FF 92<br>F FF 92<br>B CH 88<br>F FF 93<br>D CH 86<br>X CH 85<br>2-2<br>G6-3<br>2-3 | | C FF 90<br>C CU 76<br>X FF 90<br>0-2<br>18<br>1B<br>34<br>1B<br>1B | | 5 | 1 | 1 | 0 | 0 | 0 | 3 |
| 18 Shane Victorino, S (1, 9)<br>OBP: 0.333, SLG: 0.474 | B CU 74<br>X SI 90<br>1-0<br>1B | | C SI 89<br>B SI 91<br>C FF 90<br>B FF 89<br>X SI 90<br>2-2<br>1B | | B FS 84<br>C FF 87<br>F FF 86<br>F CU 73<br>B FF 87<br>F CU 75<br>X CH 71<br>2-2<br>SF8<br>3-H | D FF 92<br>F CH 83<br>S CH 85<br>X FF 92<br>1-2<br>2B<br>3-H | | B FF 89<br>C FF 89<br>D CU 76<br>B FF 89<br>F FF 89<br>1 SAFE<br>X FF 90<br>3-2<br>12<br>FC6-4<br>34<br>1B<br>1-2<br>1B | | 4 | 0 | 4 | 2 | 0 | 0 | 0 |
| 34 David Ortiz, L (1, 10)<br>OBP: 0.352, SLG: 0.446 | S FF 88<br>S FF 88<br>B FF 89<br>D CU 74<br>S FF 89<br>2-3<br>K | | | C CU 74<br>B FF 88<br>B FF 88<br>C CH 70<br>B FF 89<br>S FF 88<br>3-3<br>K | C FF 88<br>D FF 88<br>B FF 88<br>X SI 87<br>2-1<br>G4-3 | F FF 93<br>B CH 86<br>D CH 86<br>D CH 85<br>F FF 93<br>S CH 84<br>3-3<br>K | | B CU 77<br>C FS 81<br>B FS 81<br>F CU 77<br>X FF 89<br>2-2<br>12<br>FC6-4<br>1-2<br>2-H<br>1B | | 5 | 0 | 1 | 1 | 0 | 3 | 3 |
| 12 Mike Napoli, R (1, 3)<br>OBP: 0.405, SLG: 0.526 | C CH 71<br>B SI 89<br>S FF 89<br>D CU 75<br>F CH 72<br>B CU 74<br>X SI 90<br>3-2<br>G1 | | | C CH 72<br>B FF 91<br>B FF 90<br>B CH 74<br>C SI 88<br>B FF 90<br>4-2<br>5<br>2B<br>BB | | B FC 88<br>B SI 92<br>F FC 87<br>S SL 87<br>B FC 86<br>F FC 85<br>F FC 86<br>F FC 86<br>B FC 87<br>4-2<br>5<br>BB<br>40<br>1B<br>BB<br>B SL 74<br>F SL 75<br>S FS 80<br>X FS 80<br>1-2<br>5<br>FC4-6<br>1B | | C FF 89<br>S CU 78<br>F FF 89<br>B FF 88<br>B CU 79<br>B CU 78<br>X FF 89<br>3-2<br>FC6-4<br>1-2f<br>2-3 | | 3 | 1 | 1 | 0 | 2 | 0 | 3 |
| 5 Jonny Gomes, R (1, 7)<br>OBP: 0.329, SLG: 0.410 | | B SI 88<br>X FF 89<br>1-0<br>P4 | | C CU 74<br>C SI 90<br>B SI 88<br>F CH 73<br>F CU 74<br>X SI 90<br>1-2<br>1-3<br>2B | | B FC 87<br>B FF 87<br>B FC 86<br>B SI 91<br>4-0<br>40<br>1B<br>16<br>2B<br>1-2<br>BB<br>C SL 76<br>C FF 94<br>X FF 95<br>0-2<br>FC4-6<br>40<br>1B<br>1-2f | | B CU 76<br>F CU 76<br>S CU 78<br>C CU 78<br>1-3<br>K | | 4 | 1 | 1 | 0 | 1 | 1 | 3 |
| 2 Xander Bogaerts, R (1, 6)<br>OBP: 0.387, SLG: 0.378 | | B CU 75<br>C SI 88<br>C CU 74<br>B CU 75<br>B FF 89<br>B CU 74<br>4-2<br>16<br>FC1-6-4<br>BB | | S CU 74<br>B CH 74<br>S CU 75<br>1-3<br>K | | D SI 91<br>C FC 87<br>B FC 87<br>D SI 92<br>C FC 85<br>F FC 87<br>X FS 87<br>3-2<br>F7 | C SL 77<br>C FF 95<br>1 SAFE<br>S FF 93<br>0-3<br>K | | | 3 | 0 | 0 | 0 | 1 | 2 | 5 |
| 40 A.J. Pierzynski, L (1, 2)<br>OBP: 0.321, SLG: 0.384 | | C FF 89<br>B FF 89<br>B FF 89<br>F FF 89<br>F CU 76<br>C FF 89<br>2-3<br>K | | C FF 88<br>B FF 88<br>X SI 87<br>1-1<br>G3 | | F CH 82<br>B FF 92<br>X CH 83<br>1-1<br>16<br>2B<br>25<br>2B<br>1-3<br>2-H<br>1B | C SL 77<br>B FS 81<br>X FS 78<br>1-1<br>1-3<br>1B | | | 4 | 1 | 2 | 1 | 0 | 1 | 3 |
| 16 Will Middlebrooks, R (1, 5)<br>OBP: 0.375, SLG: 0.593 | | B SI 89<br>F FF 89<br>F SI 89<br>B SI 88<br>F CU 75<br>F SI 90<br>F SI 90<br>F CH 70<br>X CU 75<br>2-2<br>FC1-6-4<br>1-2f | | | F SI 85<br>B CU 75<br>F CU 76<br>B CU 76<br>B CU 76<br>B CU 75<br>4-2<br>25<br>2B<br>18<br>SF8<br>BB | C FF 91<br>D CH 84<br>B CH 82<br>X FF 92<br>2-1<br>25<br>2B<br>1-3<br>3-H<br>2B<br>C SL 76<br>S FF 94<br>F FF 94<br>F FF 94<br>S FF 95<br>0-3<br>K | | | 3 | 2 | 1 | 1 | 1 | 1 | 3 |
| 25 Jackie Bradley Jr., L (1, 8)<br>OBP: 0.344, SLG: 0.372 | | | X FF 86<br>0-0<br>P5 | | 1 SAFE<br>B FF 88<br>B FF 87<br>C FS 81<br>X FF 87<br>2-1<br>1-3<br>2B | S CH 84<br>F CH 83<br>X CH 84<br>0-2<br>15<br>WP<br>18<br>2B<br>2-H<br>3-H<br>2B | | C FF 90<br>B CU 78<br>F CU 77<br>F FS 82<br>X FS 82<br>1-2<br>F9 | | 4 | 1 | 2 | 2 | 0 | 0 | 0 |
| Inning Stats | R: 0<br>E: 0<br>K: 1<br>S: 13<br>H: 1<br>LOB: 1<br>BB: 0<br>P: 21 | R: 0<br>E: 0<br>K: 1<br>S: 14<br>H: 0<br>LOB: 1<br>BB: 1<br>P: 23 | R: 0<br>E: 0<br>K: 0<br>S: 7<br>H: 1<br>LOB: 1<br>BB: 0<br>P: 12 | R: 0<br>E: 0<br>K: 2<br>S: 15<br>H: 1<br>LOB: 2<br>BB: 1<br>P: 25 | R: 1<br>E: 0<br>K: 0<br>S: 13<br>H: 1<br>LOB: 1<br>BB: 1<br>P: 23 | R: 5<br>E: 0<br>K: 1<br>S: 26<br>H: 4<br>LOB: 1<br>BB: 2<br>P: 46 | R: 0<br>E: 0<br>K: 2<br>S: 16<br>H: 2<br>LOB: 2<br>BB: 0<br>P: 18 | R: 1<br>E: 0<br>K: 1<br>S: 20<br>H: 3<br>LOB: 2<br>BB: 0<br>P: 30 | | 1B: 8<br>2B: 5<br>3B: 0<br>HR: 0<br>SF: 1<br>SAC: 0<br>DP: 0<br>HBP: 0 | | | | | |

# BOTTOM

## Tampa Bay Rays @ Boston Red Sox

Fenway Park, Boston, MA

Tue Apr 29 2014, 7:12 PM - 10:50 PM EDT

Att. 34,794 - Cloudy - 43 F

livebaseballscorecards.com

| | |
|---|---|
| AB | 35 |
| R | 7 |
| H | 13 |
| RBI | 7 |
| BB | 5 |
| SO | 8 |
| LOB | 23 |

WP: 1 PA: 41
PB: 0
SB: 0
CS: 0

| PITCHER | | IP | WLS | BF | H | R | ER | SO | BB | IBB | HBP | BLK | WP | HR | S | P | ERA | WHIP |
|---|---|---|---|---|---|---|---|---|---|---|---|---|---|---|---|---|---|---|
| 40 Erik Bedard, L<br>ERA: 5.52 | (1, 1) | 5.0 | | 21 | 4 | 1 | 1 | 4 | 3 | 0 | 0 | 0 | 0 | 0 | 62 | 104 | 1.80 | 1.400 |
| 47 Brandon Gomes, R<br>ERA: 3.75 | (6, 1) | 0.1 | L | 3 | 0 | 2 | 2 | 0 | 2 | 0 | 0 | 0 | 0 | 0 | 9 | 20 | 54.00 | 6.000 |
| 46 Juan Carlos Oviedo, R<br>ERA: 6.75 | (6, 1) | 0.2 | | 6 | 4 | 3 | 3 | 1 | 0 | 0 | 0 | 0 | 1 | 0 | 17 | 26 | 40.50 | 6.000 |
| 52 Josh Lueke, R<br>ERA: 4.02 | (7, 1) | 1.0 | | 5 | 2 | 0 | 0 | 2 | 0 | 0 | 0 | 0 | 0 | 0 | 16 | 18 | 0.00 | 2.000 |
| 62 Joel Peralta, R<br>ERA: 2.79 | (8, 1) | 1.0 | | 6 | 3 | 1 | 1 | 1 | 0 | 0 | 0 | 0 | 0 | 0 | 20 | 30 | 9.00 | 3.000 |

| PITCHER | IP | WLS | BF | H | R | ER | SO | BB | IBB | HBP | BLK | WP | HR | S | P | ERA | WHIP |
|---|---|---|---|---|---|---|---|---|---|---|---|---|---|---|---|---|---|

# Tampa Bay Rays @ Boston Red Sox

Fenway Park, Boston, MA

Thu May 01 2014, 1:08 PM - 4:35 PM EDT

Att. 35,621 - Cloudy - 55 F

TOP

livebaseballscorecards.com

| Batter | 1 | 2 | 3 | 4 | 5 | 6 | 7 | 8 | 9 | AB | R | H | RBI | BB | SO | LOB |
|---|---|---|---|---|---|---|---|---|---|---|---|---|---|---|---|---|
| 18 Ben Zobrist, S (1, 4)<br>OBP: 0.378, SLG: 0.418 | F8 | | F9 | | K | | G6-4-3<br>1-2f | | | 4 | 0 | 0 | 0 | 0 | 1 | 2 |
| 8 Desmond Jennings, R (1, 8)<br>OBP: 0.377, SLG: 0.422 | G5-3 | | | 20 G6-3<br>7 BB<br>2B | L9 | | | K | | 4 | 1 | 1 | 0 | 0 | 1 | 0 |
| 20 Matt Joyce, L (1, 7)<br>OBP: 0.430, SLG: 0.500 | G5-3 | | | G6-3<br>2-3 | | 21 3<br>G4-6-3<br>1B<br>BB | | G3 | | 3 | 0 | 0 | 0 | 1 | 0 | 1 |
| 3 Evan Longoria, R (1, 5)<br>OBP: 0.339, SLG: 0.413 | | K | | K | | 21<br>G4-6-3<br>1-2<br>1B | | K | | 4 | 0 | 1 | 0 | 0 | 3 | 1 |
| 21 James Loney, L (1, 3)<br>OBP: 0.376, SLG: 0.438 | | F8 | | 7 BB<br>9 BB<br>BB | | G4-6-3<br>1-2f<br>2-3 | | | 11<br>FC6-4<br>1B | 3 | 0 | 1 | 0 | 1 | 0 | 2 |
| 9 Wil Myers, R (1, 9)<br>OBP: 0.319, SLG: 0.347 | | G6-3 | | 7<br>BB<br>1-2<br>BB | P5 | | | | F7 | 3 | 0 | 0 | 0 | 1 | 0 | 2 |
| 7 David DeJesus, L (1, 10)<br>OBP: 0.325, SLG: 0.369<br>1 Sean Rodríguez, R (9, PH)<br>OBP: 0.242, SLG: 0.500<br>(9, 10) | | | HR | 1-2<br>2-3<br>3-H<br>BB | | | G4-3 | | K | 2<br>1 | 1<br>0 | 2<br>0 | 1<br>0 | 0<br>0 | 0<br>1 | 0<br>1 |
| 11 Yunel Escobar, R (1, 6)<br>OBP: 0.278, SLG: 0.283 | G5-3 | | F8 | | | | 28<br>BB<br>BB | | FC6-4<br>1-2f | 3 | 0 | 0 | 0 | 1 | 0 | 4 |
| 28 José Molina, R (1, 2)<br>OBP: 0.189, SLG: 0.143 | | | F9 | | K | | 18<br>G6-4-3<br>1-2<br>BB | | | 2 | 0 | 0 | 0 | 1 | 1 | 0 |

| | AB | R | H | RBI | BB | SO | LOB |
|---|---|---|---|---|---|---|---|
| | 29 | 2 | 4 | 2 | 6 | 7 | 13 |

| Inning Stats | 1 | 2 | 3 | 4 | 5 | 6 | 7 | 8 | 9 |
|---|---|---|---|---|---|---|---|---|---|
| | R: 0<br>E: 0<br>K: 0<br>S: 7 | H: 0<br>LOB: 0<br>BB: 0<br>P: 13 | R: 0<br>E: 0<br>K: 1<br>S: 8 | H: 0<br>LOB: 0<br>BB: 0<br>P: 11 | R: 1<br>E: 0<br>K: 0<br>S: 9 | H: 1<br>LOB: 0<br>BB: 0<br>P: 11 | R: 1<br>E: 0<br>K: 1<br>S: 17 | H: 1<br>LOB: 3<br>BB: 3<br>P: 35 | R: 0<br>E: 0<br>K: 2<br>S: 9 | H: 0<br>LOB: 0<br>BB: 0<br>P: 14 | R: 0<br>E: 0<br>K: 0<br>S: 9 | H: 1<br>LOB: 1<br>BB: 1<br>P: 15 | R: 0<br>E: 0<br>K: 0<br>S: 10 | H: 0<br>LOB: 1<br>BB: 2<br>P: 21 | R: 0<br>E: 0<br>K: 2<br>S: 9 | H: 0<br>LOB: 0<br>BB: 0<br>P: 13 | R: 0<br>E: 0<br>K: 1<br>S: 13 | H: 1<br>LOB: 1<br>BB: 0<br>P: 17 |

1B: 2 SF: 0
2B: 1 SAC: 0
3B: 0 DP: 2
HR: 1 HBP: 0

WP: 0 PA: 35
PB: 0
SB: 0
CS: 0

| PITCHER | IP | WLS | BF | H | R | ER | SO | BB | IBB | HBP | BLK | WP | HR | S | P | ERA | WHIP |
|---|---|---|---|---|---|---|---|---|---|---|---|---|---|---|---|---|---|
| 44 Jake Peavy, R (1, 1)<br>ERA: 2.87 | 6.1 | L | 26 | 3 | 2 | 2 | 4 | 5 | 0 | 0 | 0 | 0 | 1 | 66 | 113 | 2.84 | 1.263 |
| 55 Chris Capuano, L (7, 1)<br>ERA: | 0.2 | | 2 | 0 | 0 | 0 | 0 | 1 | 0 | 0 | 0 | 0 | 0 | 3 | 7 | 0.00 | 1.500 |
| 35 Burke Badenhop, R (8, 1)<br>ERA: 3.63 | 1.0 | | 3 | 0 | 0 | 0 | 2 | 0 | 0 | 0 | 0 | 0 | 0 | 9 | 13 | 0.00 | 0.000 |
| 30 Andrew Miller, L (9, 1)<br>ERA: 2.45 | 1.0 | | 4 | 1 | 0 | 0 | 1 | 0 | 0 | 0 | 0 | 0 | 0 | 13 | 17 | 0.00 | 1.000 |

| PITCHER | IP | WLS | BF | H | R | ER | SO | BB | IBB | HBP | BLK | WP | HR | S | P | ERA | WHIP |
|---|---|---|---|---|---|---|---|---|---|---|---|---|---|---|---|---|---|

# Tampa Bay Rays @ Boston Red Sox

Fenway Park, Boston, MA

Thu May 01 2014, 1:08 PM - 4:35 PM EDT

Att. 35,621 - Cloudy - 55 F

## BOTTOM

| Batter | 1 | 2 | 3 | 4 | 5 | 6 | 7 | 8 | 9 | AB | R | H | RBI | BB | SO | LOB |
|---|---|---|---|---|---|---|---|---|---|---|---|---|---|---|---|---|
| 15 Dustin Pedroia, R (1, 4)<br>OBP: 0.336, SLG: 0.357 | B FF 89<br>F FF 90<br>F FF 89<br>F FF 90<br>B CH 84<br>F CH 84<br>F FF 91<br>F SL 83<br>B SL 84<br>4-2<br>B FF 81<br>18<br>WP<br>5<br>E<br>BB | C CH 85<br>B CH 86<br>X FF 90<br>1-1 ③<br>L7 | | | B SL 82<br>B FF 89<br>C FF 89<br>X FF 91<br>2-1 ②<br>G1-4-3 | | C FF 94<br>F FF 96<br>X CU 78<br>0-2<br>34<br>2B<br>1B | | B FF 92<br>F FF 92<br>X FF 92<br>1-1<br>18<br>B2-3<br>1B | 4 | 1 | 2 | 0 | 1 | 0 | 0 |
| 18 Shane Victorino, S (1, 9)<br>OBP: 0.308, SLG: 0.391 | B FF 91<br>C FF 90<br>B FF 91<br>B FF 91<br>C FF 91<br>C FF 91<br>3-3 ①<br>K<br>1-2 | | C FF 90<br>B FF 90<br>X SL 84<br>1-1 ①<br>G5-3 | | B CU 71<br>B SL 82<br>B FF 90<br>C FF 90<br>B FF 90<br>4-1<br>34<br>BB<br>BB | | F SI 95<br>1 SAFE<br>F FF 97<br>C SI 95<br>0-3 ①<br>K | | B FF 91<br>C FF 92<br>1 SAFE<br>X FF 92<br>1-1 ②<br>B2-3<br>1-2 | 4 | 0 | 0 | 0 | 1 | 2 | 3 |
| 34 David Ortiz, L (1, 10)<br>OBP: 0.354, SLG: 0.448 | B SL 84<br>F SL 84<br>F FF 91<br>S SL 83<br>1-3 ②<br>K | | S SL 82<br>B SL 83<br>X SL 84<br>1-1 ②<br>F8 | | B FF 90<br>B SL 84<br>C SL 84<br>F FF 91<br>F SL 82<br>B FF 90<br>B SL 83<br>4-2<br>1-2<br>BB | | B FF 97<br>X FF 96<br>1-0 ②<br>1-H<br>2B | | C SL 84<br>F FF 91<br>X CU 80<br>0-2 ③<br>G1-3 | 4 | 0 | 1 | 0 | 1 | 1 | 2 |
| 12 Mike Napoli, R (1, 3)<br>OBP: 0.409, SLG: 0.515 | T SL 83<br>B FF 91<br>D FF 92<br>D SL 85<br>B CH 85<br>4-1<br>5<br>E<br>BB | | C FF 91<br>B FF 91<br>C FF 90<br>B FF 90<br>B FF 90<br>B CH 85<br>4-2<br>BB | | C FC 88<br>B FC 88<br>X SI 91<br>1-1 ③<br>P2 | | B SI 97<br>F FF 96<br>S SI 97<br>B SI 97<br>S SI 98<br>2-3 ③<br>K | | | 2 | 0 | 0 | 0 | 2 | 1 | 3 |
| 5 Jonny Gomes, R (1, 7)<br>OBP: 0.325, SLG: 0.400 | X FF 91<br>0-0<br>E3<br>1-3<br>2-H<br>1B | | X FF 91<br>0-0 ③<br>F8 | | | C FS 87<br>S FS 83<br>X FC 88<br>0-2 ①<br>P4 | | B FF 90<br>C FS 82<br>B FS 83<br>C CU 78<br>F FS 82<br>F FS 82<br>X FF 91<br>2-2 ①<br>F8 | | 4 | 0 | 1 | 1 | 0 | 0 | 1 |
| 2 Xander Bogaerts, R (1, 6)<br>OBP: 0.391, SLG: 0.370 | B SI 86<br>B CH 85<br>D CH 86<br>B FF 91<br>4-0<br>BB | | | C FF 88<br>B CU 68<br>F FF 90<br>S SL 83<br>1-3 ①<br>K | | X FC 87<br>0-0 ②<br>F8 | | C CU 77<br>B FS 82<br>F FS 80<br>F FF 89<br>B FF 89<br>B CU 78<br>B CU 77<br>4-2<br>BB | | 2 | 0 | 0 | 0 | 2 | 1 | 0 |
| 16 Will Middlebrooks, R (1, 5)<br>OBP: 0.361, SLG: 0.548 | B FF 92<br>C CH 86<br>B FF 90<br>F SI 92<br>X FF 90<br>2-2 ③<br>F9 | | | C FF 91<br>B FF 90<br>S SL 83<br>S SL 83<br>1-3 ②<br>K | | X FS 87<br>0-0<br>40<br>1B<br>1B | | C FS 80<br>B FS 79<br>D CU 77<br>X FS 80<br>2-1 ②<br>P5 | | 4 | 0 | 1 | 0 | 0 | 1 | 4 |
| 3 David Ross, R (1, 2)<br>OBP: 0.242, SLG: 0.333<br>40 A.J. Pierzynski, L (6, PH)<br>OBP: 0.325, SLG: 0.387 (7, 2) | | S FF 91<br>S FF 92<br>B CU 70<br>F FF 91<br>F FF 91<br>F CH 85<br>F FF 91<br>S FF 91<br>1-3 ①<br>K | | C SL 81<br>B CU 71<br>F CH 82<br>B FF 89<br>B SL 82<br>S SL 81<br>3-3 ③<br>K | | B SI 91<br>X FC 88<br>1-0<br>1-2<br>1B | | F CU 77<br>1 SAFE<br>F FS 80<br>F FS 81<br>B FF 88<br>X FS 80<br>1-2 ③<br>G4-3 | | 2 | 0 | 0 | 0 | 0 | 2 | 0 |
| | | | | | | | | | | 2 | 0 | 1 | 0 | 0 | 0 | 1 |
| 25 Jackie Bradley Jr., L (1, 8)<br>OBP: 0.330, SLG: 0.354 | | C FF 90<br>X FF 91<br>0-1 ②<br>F7 | | | C FF 88<br>C CU 68<br>B FF 88<br>X FF 89<br>1-2 ①<br>G1-3 | B FC 88<br>F FC 89<br>S FC 89<br>B FS 84<br>F FC 88<br>X FC 88<br>2-2 ③<br>G4-3 | | | B FF 92<br>C FF 92<br>B SL 84<br>C FF 91<br>C FF 92<br>2-3 ①<br>K | 4 | 0 | 0 | 0 | 0 | 1 | 2 |
| Inning Stats | R: 1 H: 1<br>E: 1 LOB: 3<br>K: 2 BB: 3<br>S: 17 P: 35 | R: 0 H: 0<br>E: 0 LOB: 0<br>K: 1 BB: 0<br>S: 11 P: 13 | R: 0 H: 0<br>E: 0 LOB: 1<br>K: 0 BB: 1<br>S: 7 P: 13 | R: 0 H: 0<br>E: 0 LOB: 0<br>K: 3 BB: 0<br>S: 9 P: 14 | R: 0 H: 0<br>E: 0 LOB: 2<br>K: 0 BB: 2<br>S: 11 P: 23 | R: 0 H: 2<br>E: 0 LOB: 2<br>K: 0 BB: 0<br>S: 10 P: 13 | R: 0 H: 2<br>E: 0 LOB: 1<br>K: 2 BB: 0<br>S: 10 P: 13 | R: 0 H: 0<br>E: 0 LOB: 1<br>K: 0 BB: 1<br>S: 14 P: 23 | R: 0 H: 1<br>E: 0 LOB: 1<br>K: 1 BB: 0<br>S: 10 P: 14 | 1B: 5 SF: 0<br>2B: 1 SAC: 0<br>3B: 0 DP: 0<br>HR: 0 HBP: 0 | | | | | | PA: 39<br>WP: 1<br>PB: 0<br>SB: 0<br>CS: 0 |

| PITCHER | | IP | WLS | BF | H | R | ER | SO | BB | IBB | HBP | BLK | WP | HR | S | P | ERA | WHIP |
|---|---|---|---|---|---|---|---|---|---|---|---|---|---|---|---|---|---|---|
| 27 Cesár Ramos, L<br>ERA: 3.05 | (1, 1) | 4.2 | | 21 | 1 | 1 | 1 | 6 | 6 | 0 | 0 | 0 | 1 | 0 | 53 | 95 | 1.93 | 1.500 |
| 47 Brandon Gomes, R<br>ERA: 3.38 | (5, 1) | 1.1 | W | 6 | 2 | 0 | 0 | 0 | 0 | 0 | 0 | 0 | 0 | 0 | 12 | 16 | 0.00 | 1.500 |
| 57 Jake McGee, L<br>ERA: 2.19 | (7, 1) | 1.0 | H | 4 | 2 | 0 | 0 | 2 | 0 | 0 | 0 | 0 | 0 | 0 | 10 | 13 | 0.00 | 2.000 |
| 62 Joel Peralta, R<br>ERA: 2.53 | (8, 1) | 1.0 | H | 4 | 0 | 0 | 0 | 0 | 1 | 0 | 0 | 0 | 0 | 0 | 14 | 23 | 0.00 | 1.000 |
| 50 Grant Balfour, R<br>ERA: 5.56 | (9, 1) | 1.0 | S | 4 | 1 | 0 | 0 | 1 | 0 | 0 | 0 | 0 | 0 | 0 | 10 | 14 | 0.00 | 1.000 |

| PITCHER | IP | WLS | BF | H | R | ER | SO | BB | IBB | HBP | BLK | WP | HR | S | P | ERA | WHIP |
|---|---|---|---|---|---|---|---|---|---|---|---|---|---|---|---|---|---|

| | |
|---|---|
| AB | 32 |
| R | 1 |
| H | 6 |
| RBI | 1 |
| BB | 7 |
| SO | 9 |
| LOB | 16 |

livebaseballscorecards.com

| Batter | 1 | 2 | 3 | 4 | 5 | 6 | 7 | 8 | 9 | AB | R | H | RBI | BB | SO | LOB |
|---|---|---|---|---|---|---|---|---|---|---|---|---|---|---|---|---|
| 11 Logan Forsythe, R (1, 4)<br>OBP: 0.259, SLG: 0.216 | C FF 88<br>B SI 90<br>B SI 89<br>B SI 89<br>X SI 89<br>3-1 ① F7 | | C CU 73<br>F CH 84<br>F CU 76<br>S FF 90<br>0-3 ① K | | B FF 89<br>B FC 85<br>C FC 85<br>F FC 85<br>X CU 74<br>2-2 ② FC6-4 8 WP<br>1-2f | | C SL 78<br>F FF 94<br>F FF 94<br>B FO 87<br>D FO 87<br>X FF 94<br>2-2 ② F8<br>1-2 | | X FS 78<br>0-0 ② F8 | 3 | 0 | 0 | 0 | 0 | 1 | 1 |
| 20 Matt Joyce, L (7, PH)<br>OBP: 0.421, SLG: 0.486 | | | | | | | | | | 2 | 0 | 0 | 0 | 0 | 0 | 1 |
| 8 Desmond Jennings, R (1, 8)<br>OBP: 0.378, SLG: 0.453 | C FC 85<br>S CU 75<br>F SI 91<br>B FF 87<br>B CH 84<br>F FF 91<br>X FF 90<br>2-2 ② F8 | | C CH 84<br>B FF 92<br>B CH 86<br>B CH 86<br>X SI 90<br>3-1 HR | | B CH 82<br>C FC 84<br>F CU 74<br>X FF 90<br>1-2 ③ F9<br>1-2 | | X FF 94<br>0-0 ③ G6-3 | | B FF 88<br>C SL 83<br>F FS 79<br>X FS 80<br>1-2 3 CS 1B | 5 | 1 | 2 | 1 | 0 | 0 | 2 |
| 3 Evan Longoria, R (1, 5)<br>OBP: 0.328, SLG: 0.398 | C SI 89<br>X SI 90<br>0-1 ③ F8 | | C SI 90<br>S CH 84<br>B FF 89<br>B CH 84<br>F CH 84<br>F FF 91<br>B CH 84<br>X FC 85<br>3-2 ② P4 | | | B CH 81<br>X FC 84<br>1-0 E5 9 F8 1 HR | | B SL 80<br>C FF 94<br>X FF 95<br>1-1 ① L8 | F FF 86<br>F FF 85<br>1 SAFE<br>F FF 87<br>D FS 79<br>B FF 86<br>2-2 ③ CS<br>1-2 | 4 | 1 | 0 | 0 | 0 | 0 | 0 |
| 9 Wil Myers, R (1, 9)<br>OBP: 0.308, SLG: 0.333 | | B FC 84<br>X SI 88<br>1-0 ① G6-3 | B CU 73<br>F CH 83<br>B CH 83<br>X FC 86<br>2-1 ③ F9 | | | B FF 88<br>S FC 85<br>B CH 85<br>F FC 86<br>X FC 86<br>2-2 ① F8<br>2-3 | | C SL 81<br>B SL 80<br>S FO 89<br>X FO 90<br>1-2 ② G5-3 | | 4 | 0 | 0 | 0 | 0 | 0 | 1 |
| 1 Sean Rodríguez, R (1, 7)<br>OBP: 0.297, SLG: 0.676 | | B CH 87<br>X SI 90<br>1-0 21 1B 2B | | C FC 84<br>S FF 87<br>C FC 84<br>0-3 ① K | | B CU 72<br>C FC 85<br>F FC 85<br>B CU 73<br>B FF 91<br>X FF 90<br>3-2 HR<br>3-H | | B FF 94<br>X FF 95<br>1-0 21 1B 2B | | 4 | 3 | 3 | 2 | 0 | 1 | 0 |
| (7, 4) | | | | | | | | | | | | | | | | |
| 21 James Loney, L (1, 3)<br>OBP: 0.381, SLG: 0.440 | | F SI 89<br>X SI 91<br>0-1 11 2B<br>2-H 1B | | C CU 74<br>B SI 91<br>C SI 91<br>F FF 91<br>F CH 84<br>B CU 75<br>X CH 83<br>2-2 ② F9 | | C FF 90<br>B CH 84<br>B FF 90<br>F SI 88<br>X CH 82<br>2-2 ② G3 | | X FF 94<br>0-0 2-H 1B | | 4 | 0 | 2 | 2 | 0 | 0 | 0 |
| 5 Brandon Guyer, R (1, 10)<br>OBP: 0.154, SLG: 0.160 | C CH 87<br>C FF 87<br>C CU 74<br>0-3 ② K | | | B FC 86<br>B CH 81<br>S FF 87<br>S FF 87<br>B CH 83<br>C CH 86<br>3-3 ③ K2-3 | | F FF 87<br>X CH 82<br>0-1 ③ G6-3 | | S FF 95<br>X FF 94<br>0-1 ③ F7 | | 3 | 0 | 0 | 0 | 0 | 2 | 1 |
| 18 Ben Zobrist, S (8, PH)<br>OBP: 0.375, SLG: 0.414 | | | | | | | | | | 1 | 0 | 0 | 0 | 0 | 0 | 1 |
| (8, 10) | | | | | | | | | | | | | | | | |
| 11 Yunel Escobar, R (1, 6)<br>OBP: 0.286, SLG: 0.330 | | D SI 90<br>X SI 90<br>1-0 1-3 2B | | | C FC 83<br>S FF 90<br>S FC 87<br>0-3 ① K | | C SI 91<br>B SI 90<br>X SI 90<br>1-1 ① G6-3 | | C FF 88<br>X FS 80<br>0-1 HR | 4 | 1 | 2 | 1 | 0 | 1 | 0 |
| 24 Ryan Hanigan, R (1, 2)<br>OBP: 0.333, SLG: 0.459 | | C FF 88<br>D CU 75<br>B FC 86<br>F CH 84<br>B CU 76<br>X CH 87<br>3-2 ③ G4-3 | | | B SI 88<br>B CH 82<br>B CH 86<br>C FF 87<br>C FC 87<br>B FC 86<br>4-2 11 FC6-4 BB | | C SI 88<br>B SI 90<br>F SI 91<br>B SI 90<br>X SI 91<br>2-2 20 WP 1B | | X FF 87<br>0-0 ① F8 | 3 | 0 | 1 | 0 | 1 | 0 | 2 |

| Inning Stats | 1 | 2 | 3 | 4 | 5 | 6 | 7 | 8 | 9 |
|---|---|---|---|---|---|---|---|---|---|
| | R: 0<br>E: 0<br>K: 0<br>S: 9 | R: 1<br>E: 0<br>K: 1<br>S: 11 | R: 1<br>E: 0<br>K: 1<br>S: 13 | R: 0<br>E: 0<br>K: 2<br>S: 11 | R: 0<br>E: 0<br>K: 1<br>S: 11 | R: 2<br>E: 1<br>K: 0<br>S: 12 | R: 0<br>E: 0<br>K: 0<br>S: 10 | R: 1<br>E: 0<br>K: 0<br>S: 9 | R: 1<br>E: 0<br>K: 0<br>S: 10 |
| | H: 0<br>LOB: 0<br>BB: 0<br>P: 14 | H: 3<br>LOB: 2<br>BB: 0<br>P: 17 | H: 1<br>LOB: 0<br>BB: 0<br>P: 21 | H: 0<br>LOB: 0<br>BB: 0<br>P: 16 | H: 0<br>LOB: 1<br>BB: 1<br>P: 18 | H: 1<br>LOB: 0<br>BB: 0<br>P: 20 | H: 1<br>LOB: 1<br>BB: 0<br>P: 15 | H: 2<br>LOB: 1<br>BB: 0<br>P: 12 | H: 2<br>LOB: 0<br>BB: 0<br>P: 13 |

| | |
|---|---|
| 1B: 4 | SF: 0 |
| 2B: 3 | SAC: 0 |
| 3B: 0 | DP: 0 |
| HR: 3 | HBP: 0 |

| | |
|---|---|
| WP: 2 | PA: 39 |
| PB: 0 | |
| SB: 0 | |
| CS: 1 | |

| PITCHER | | IP | WLS | BF | H | R | ER | SO | BB | IBB | HBP | BLK | WP | HR | S | P | ERA | WHIP |
|---|---|---|---|---|---|---|---|---|---|---|---|---|---|---|---|---|---|---|
| 22 Felix Doubront, L<br>ERA: 5.7 | (1, 1) | 6.0 | | 25 | 5 | 4 | 3 | 5 | 1 | 0 | 0 | 0 | 1 | 2 | 67 | 106 | 4.50 | 1.000 |
| 35 Burke Badenhop, R<br>ERA: 3.57 | (7, 1) | 0.1 | H | 2 | 1 | 0 | 0 | 0 | 0 | 0 | 0 | 0 | 0 | 0 | 5 | 8 | 0.00 | 3.000 |
| 36 Junichi Tazawa, R<br>ERA: 2.25 | (7, 1) | 1.2 | B | 7 | 2 | 1 | 1 | 0 | 0 | 0 | 0 | 0 | 1 | 0 | 14 | 19 | 5.40 | 1.200 |
| 19 Koji Uehara, R<br>ERA: 1.69 | (9, 1) | 1.0 | L | 4 | 2 | 1 | 1 | 0 | 0 | 0 | 0 | 0 | 0 | 1 | 10 | 13 | 9.00 | 2.000 |

| PITCHER | IP | WLS | BF | H | R | ER | SO | BB | IBB | HBP | BLK | WP | HR | S | P | ERA | WHIP |
|---|---|---|---|---|---|---|---|---|---|---|---|---|---|---|---|---|---|

# TOP

## Tampa Bay Rays @ Boston Red Sox

Fenway Park, Boston, MA

Thu May 01 2014, 7:12 PM - 10:55 PM EDT

Att. 33,465 - Partly Cloudy - 63 F

livebaseballscorecards.com

| | |
|---|---|
| AB | 37 |
| R | 6 |
| H | 10 |
| RBI | 6 |
| BB | 1 |
| SO | 5 |
| LOB | 9 |

| Batter | 1 | 2 | 3 | 4 | 5 | 6 | 7 | 8 | 9 | AB | R | H | RBI | BB | SO | LOB |
|---|---|---|---|---|---|---|---|---|---|---|---|---|---|---|---|---|
| 15 Dustin Pedroia, R (1, 4)<br>OBP: 0.323, SLG: 0.342 | C FF 93<br>F FF 94<br>B FF 96<br>B FF 95<br>X FF 95<br>2-2<br>L7 | C SL 84<br>B FF 95<br>C SL 85<br>S FF 94<br>1-3<br>K | C SL 86<br>S SL 86<br>X SI 95<br>0-2<br>F7 | B FF 91<br>X FC 90<br>1-0<br>P4 | C SI 96<br>X SI 95<br>0-1<br>FC5-4<br>1-2f | | | | 5 | 0 | 0 | 0 | 0 | 1 | 6 |
| 18 Shane Victorino, S (1, 9)<br>OBP: 0.355, SLG: 0.481 | C FF 94<br>B FF 95<br>X FF 95<br>1-1<br>34<br>WP<br>2B | C FF 95<br>X FF 96<br>0-1<br>G5-3 | H SI 93<br>1-0<br>34<br>1B<br>12<br>1B<br>1-2<br>2-3<br>3-H<br>HBP | C FF 91<br>B CH 80<br>C CH 79<br>B FF 92<br>B FF 92<br>X FF 91<br>3-2<br>G5-3 | | | B FF 93<br>B FF 92<br>C FF 93<br>X FF 92<br>2-1<br>34<br>G3<br>2B | | 4 | 1 | 2 | 1 | 0 | 0 | 1 |
| 34 David Ortiz, L (1, 10)<br>OBP: 0.356, SLG: 0.440 | F FF 94<br>B FF 97<br>C FF 94<br>X FF 94<br>1-2<br>P5<br>2-3 | C SL 86<br>X SL 87<br>0-1<br>L5 | D FF 95<br>B SL 88<br>C SL 87<br>T SL 88<br>X SI 94<br>2-2<br>12<br>1B<br>38<br>1B<br>1-3<br>2-H<br>3-H<br>1B | B CH 79<br>B FF 92<br>B CH 81<br>C CH 80<br>F CH 79<br>D CH 80<br>4-2<br>12<br>BB<br>BB | | | B SL 86<br>C SL 86<br>X SL 85<br>1-1<br>G3<br>2-3 | | 4 | 1 | 1 | 2 | 1 | 0 | 2 |
| 12 Mike Napoli, R (1, 3)<br>OBP: 0.408, SLG: 0.505 | B FF 96<br>X FF 95<br>1-0<br>F7 | B SL 86<br>B SL 86<br>F FF 93<br>F FF 95<br>X FF 94<br>2-2<br>G5-3 | D SL 89<br>C SL 87<br>B FF 93<br>X SI 94<br>2-1<br>38<br>1B<br>1-2<br>3-H<br>1B | B FF 92<br>B FC 90<br>B CH 80<br>B FC 89<br>4-0<br>1-2<br>BB | | | B SL 86<br>S SL 85<br>D SL 86<br>F SL 84<br>D SL 84<br>C FF 93<br>3-3 | | 4 | 0 | 1 | 1 | 1 | 2 | |
| 38 Grady Sizemore, L (1, 7)<br>(9, 8)<br>OBP: 0.294, SLG: 0.360 | B FF 91<br>C SL 85<br>X CH 85<br>1-1<br>G3 | B SL 95<br>F FF 92<br>B SL 88<br>B SI 94<br>B SI 93<br>4-1<br>2<br>2-4<br>BB | S FF 92<br>B CH 80<br>C CH 80<br>D FF 94<br>F CH 80<br>X CH 79<br>2-2<br>2<br>PO<br>1-3<br>2-H<br>1B | F SI 92<br>C CH 85<br>S CH 85<br>0-3 | | | B SL 85<br>B FF 92<br>B CU 82<br>C FF 92<br>C SL 85<br>D SL 84<br>4-2<br>BB | | 3 | 0 | 1 | 1 | 2 | 1 | 2 |
| 2 Xander Bogaerts, R (1, 6)<br>OBP: 0.391, SLG: 0.375 | B FF 94<br>F FF 94<br>F FF 95<br>T FF 96<br>1-2<br>K | F SL 83<br>B FF 95<br>1-1<br>2-4<br>1-2<br>25<br>WP<br>16<br>BB<br>18<br>HBP<br>BB<br>C CH 80<br>1 SAFE<br>0-1<br>PO<br>1-2 | B FF 92<br>B FF 92<br>B FF 92<br>X FF 92<br>C FF 94<br>D SL 87<br>4-2 | C FF 91<br>B CH 78<br>C FF 92<br>C FF 94<br>1-3<br>K | | | D SL 86<br>S SL 85<br>B SL 84<br>C FF 92<br>C SL 84<br>2-3<br>K | C FF 95<br>B FF 97<br>F FF 97<br>B SI 97<br>F SI 98<br>X FF 98<br>2-2<br>40<br>SH1-3<br>2B | 4 | 1 | 1 | 0 | 1 | 3 | 2 |
| 40 A.J. Pierzynski, L (1, 2)<br>OBP: 0.314, SLG: 0.372 | X FF 94<br>0-0<br>L4 | C FF 93<br>B FF 94<br>X SI 92<br>1-1<br>F7 | S FF 92<br>B FF 93<br>B CH 80<br>F CH 80<br>B FC 92<br>F CH 80<br>F CH 79<br>S CH 80<br>3-3<br>K | X SI 96<br>0-0<br>SH1-3<br>2-3 | | | 3 | 0 | 0 | 0 | 0 | 1 | 1 |
| 16 Will Middlebrooks, R (1, 5)<br>OBP: 0.400, SLG: 0.531 | B FF 93<br>S SI 93<br>B SL 86<br>B FF 93<br>B FF 93<br>4-1<br>BB | B FF 93<br>1 SAFE<br>B FF 93<br>B FF 92<br>C FF 92<br>B FF 93<br>4-1<br>18<br>HBP<br>25<br>BB<br>34<br>1B<br>1-2<br>BB | B FF 92<br>B FF 92<br>F FF 92<br>F FF 92<br>C FF 90<br>B CH 79<br>4-2<br>BB | C FF 96<br>B SI 96<br>F SI 97<br>B SI 100<br>S FF 98<br>2-3<br>K | | | 1 | 1 | 0 | 0 | 3 | 1 | 1 |
| 25 Jackie Bradley Jr., L (1, 8)<br>OBP: 0.330, SLG: 0.345<br>5 Jonny Gomes, R (8, PH)<br>OBP: 0.333, SLG: 0.400 (9, 7) | B FF 92<br>C FF 92<br>B FF 93<br>S SL 86<br>S FF 93<br>2-3<br>K | B SL 86<br>B FF 93<br>B FF 91<br>C FF 92<br>B FF 91<br>4-1<br>18<br>HBP<br>34<br>1B<br>1-2<br>2-3<br>BB | C FF 91<br>S FF 93<br>S FC 92<br>0-3 | D SI 97<br>B FF 97<br>B FF 97<br>B SI 96<br>4-0<br>15<br>FC5-4<br>BB | | | 2 | 1 | 0 | 0 | 1 | 2 | 2 |
| | | | | | | | 0 | 0 | 0 | 0 | 1 | 0 | 0 |
| Inning Stats | R: 0<br>E: 0<br>K: 0<br>S: 9<br>H: 1<br>LOB: 1<br>BB: 0<br>P: 14 | R: 0<br>E: 0<br>K: 1<br>S: 6<br>H: 0<br>LOB: 0<br>BB: 0<br>P: 8 | R: 0<br>E: 0<br>K: 2<br>S: 9<br>H: 0<br>LOB: 1<br>BB: 1<br>P: 16 | R: 0<br>E: 0<br>K: 0<br>S: 7<br>H: 0<br>LOB: 1<br>BB: 1<br>P: 14 | R: 5<br>E: 0<br>K: 0<br>S: 19<br>H: 3<br>LOB: 1<br>BB: 3<br>P: 39 | R: 0<br>E: 0<br>K: 3<br>S: 13<br>H: 0<br>LOB: 1<br>BB: 1<br>P: 21 | R: 0<br>E: 0<br>K: 1<br>S: 9<br>H: 0<br>LOB: 2<br>BB: 2<br>P: 21 | R: 0<br>E: 0<br>K: 1<br>S: 10<br>H: 1<br>LOB: 2<br>BB: 1<br>P: 18 | R: 0<br>E: 0<br>K: 2<br>S: 12<br>H: 1<br>LOB: 2<br>BB: 1<br>P: 24 | 1B: 3<br>2B: 3<br>3B: 0<br>HR: 0<br>SF: 0<br>SAC: 1<br>DP: 0<br>HBP: 1 | | | | | | PA: 43<br>WP: 2<br>PB: 0<br>SB: 0<br>CS: 0 |

| PITCHER | | IP | WLS | BF | H | R | ER | SO | BB | IBB | HBP | BLK | WP | HR | S | P | ERA | WHIP |
|---|---|---|---|---|---|---|---|---|---|---|---|---|---|---|---|---|---|---|
| 22 Chris Archer, R<br>ERA: 4.84 | (1, 1) | 4.2 | | 23 | 3 | 5 | 5 | 3 | 5 | 0 | 1 | 0 | 2 | 0 | 45 | 84 | 9.64 | 1.714 |
| 26 Brad Boxberger, R<br>ERA: | (5, 1) | 2.0 | | 9 | 1 | 0 | 0 | 3 | 3 | 0 | 0 | 0 | 0 | 0 | 24 | 46 | 0.00 | 2.000 |
| 46 Juan Carlos Oviedo, R<br>ERA: 6.23 | (7, 1) | 0.1 | | 1 | 0 | 0 | 0 | 1 | 0 | 0 | 0 | 0 | 0 | 0 | 3 | 3 | 0.00 | 0.000 |
| 57 Jake McGee, L<br>ERA: 2.03 | (8, 1) | 1.0 | W | 5 | 1 | 0 | 0 | 1 | 1 | 0 | 0 | 0 | 0 | 0 | 10 | 18 | 0.00 | 2.000 |
| 50 Grant Balfour, R<br>ERA: 5.11 | (9, 1) | 1.0 | S | 5 | 1 | 0 | 0 | 2 | 1 | 0 | 0 | 0 | 0 | 0 | 12 | 24 | 0.00 | 2.000 |

| PITCHER | IP | WLS | BF | H | R | ER | SO | BB | IBB | HBP | BLK | WP | HR | S | P | ERA | WHIP |
|---|---|---|---|---|---|---|---|---|---|---|---|---|---|---|---|---|---|

# BOTTOM

# Tampa Bay Rays @ Boston Red Sox

Fenway Park, Boston, MA

Thu May 01 2014, 7:12 PM - 10:55 PM EDT

Att. 33,465 - Partly Cloudy - 63 F

livebaseballscorecards.com

| | |
|---|---|
| AB | 30 |
| R | 5 |
| H | 6 |
| RBI | 5 |
| BB | 10 |
| SO | 10 |
| LOB | 19 |

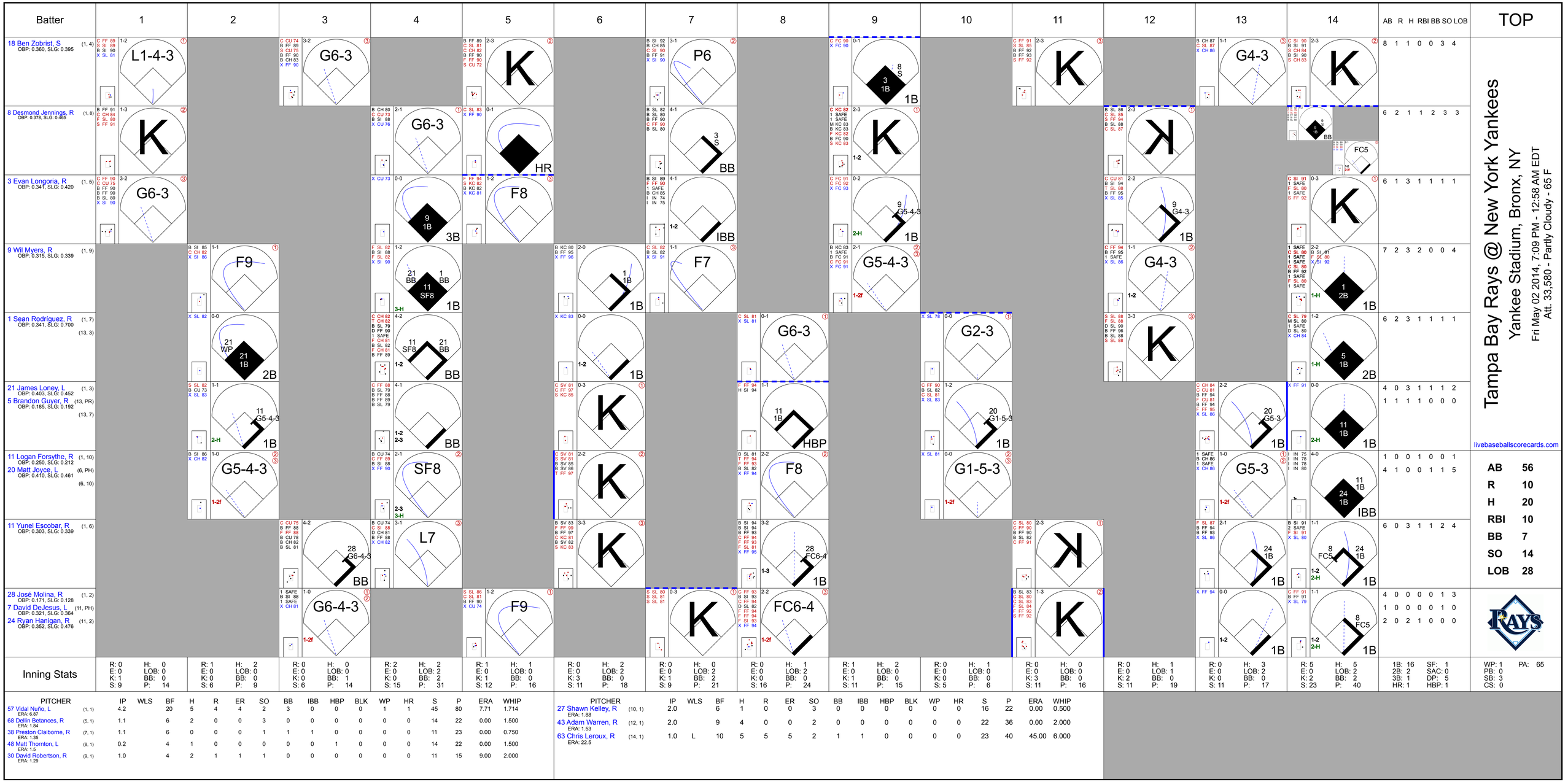
Batter
1
2
3
4
5
6
7
8
9
10
11
12
13
14
AB R H RBI BB SO LOB
TOP
18 Ben Zobrist, S (1, 4) OBP: 0.360, SLG: 0.395
L1-4-3
G6-3
K
G6-3
HR
P6
BB
K
G4-3
K
8 1 1 0 0 3 4
8 Desmond Jennings, R (1, 8) OBP: 0.378, SLG: 0.465
K
G6-3
F8
K
BB
FC5
6 2 1 1 2 3 3
3 Evan Longoria, R (1, 5) OBP: 0.341, SLG: 0.420
G6-3
3B
F8
IBB
K
6 1 3 1 1 1 1
9 Wil Myers, R (1, 9) OBP: 0.315, SLG: 0.339
F9
1B
F7
G4-3
7 2 3 2 0 0 4
1 Sean Rodríguez, R (1, 7) OBP: 0.341, SLG: 0.700 (13, 3)
2B
BB
G6-3
HBP
G2-3
K
2B
6 2 3 1 1 1 1
21 James Loney, L (1, 3) OBP: 0.403, SLG: 0.452
5 Brandon Guyer, R (13, PR) OBP: 0.185, SLG: 0.192 (13, 7)
G5-4-3
BB
K
G5-3
4 0 3 1 1 1 2
1 1 1 1 0 0 0
11 Logan Forsythe, R (1, 10) OBP: 0.250, SLG: 0.212
20 Matt Joyce, L (6, PH) OBP: 0.410, SLG: 0.461 (6, 10)
G5-4-3
SF8
K
F8
G1-5-3
G5-3
IBB
1 0 0 1 0 0 1
4 1 0 0 1 1 5
11 Yunel Escobar, R (1, 6) OBP: 0.303, SLG: 0.339
BB
L7
K
FC6-4
K
6 0 3 1 1 2 4
28 José Molina, R (1, 2) OBP: 0.171, SLG: 0.128
7 David DeJesus, L (11, PH) OBP: 0.321, SLG: 0.364
24 Ryan Hanigan, R (11, 2) OBP: 0.352, SLG: 0.476
G6-4-3
F9
K
FC6-4
K
4 0 0 0 0 1 3
1 0 0 0 0 1 0
2 0 2 1 0 0 0
Tampa Bay Rays @ New York Yankees
Yankee Stadium, Bronx, NY
Fri May 02 2014, 7:09 PM - 12:58 AM EDT
Att. 33,580 - Partly Cloudy - 65 F
livebaseballscorecards.com
AB 56
R 10
H 20
RBI 10
BB 7
SO 14
LOB 28
Inning Stats
R: 0 E: 0 K: 1 S: 9
H: 0 LOB: 0 BB: 0 P: 14
R: 1 E: 0 K: 0 S: 6
H: 2 LOB: 0 BB: 0 P: 9
R: 0 E: 0 K: 0 S: 6
H: 0 LOB: 0 BB: 1 P: 14
R: 2 E: 0 K: 0 S: 15
H: 2 LOB: 2 BB: 2 P: 31
R: 1 E: 0 K: 1 S: 12
H: 1 LOB: 0 BB: 0 P: 16
R: 0 E: 0 K: 3 S: 11
H: 2 LOB: 2 BB: 0 P: 18
R: 0 E: 0 K: 1 S: 9
H: 0 LOB: 2 BB: 2 P: 21
R: 0 E: 0 K: 0 S: 16
H: 1 LOB: 2 BB: 0 P: 24
R: 1 E: 0 K: 1 S: 11
H: 2 LOB: 0 BB: 0 P: 15
R: 0 E: 0 K: 0 S: 5
H: 1 LOB: 0 BB: 0 P: 6
R: 0 E: 0 K: 3 S: 11
H: 0 LOB: 0 BB: 0 P: 16
R: 0 E: 0 K: 2 S: 11
H: 1 LOB: 1 BB: 0 P: 19
R: 0 E: 0 K: 0 S: 11
H: 3 LOB: 2 BB: 0 P: 17
R: 5 E: 0 K: 2 S: 23
H: 5 LOB: 2 BB: 2 P: 40
1B: 16 2B: 2 3B: 1 HR: 1
SF: 1 SAC: 0 DP: 5 HBP: 1
WP: 1 PB: 0 SB: 3 CS: 0
PA: 65
PITCHER IP WLS BF H R ER SO BB IBB HBP BLK WP HR S P ERA WHIP
57 Vidal Nuño, L (1, 1) ERA: 6.87 4.2 20 5 4 4 2 3 0 0 0 1 1 45 80 7.71 1.714
68 Dellin Betances, R (5, 1) ERA: 1.84 1.1 6 2 0 0 3 0 0 0 0 0 0 14 22 0.00 1.500
38 Preston Claiborne, R (7, 1) ERA: 1.35 1.1 6 0 0 0 1 1 1 0 0 0 0 11 23 0.00 0.750
48 Matt Thornton, L (8, 1) ERA: 1.5 0.2 4 1 0 0 0 0 0 1 0 0 0 14 22 0.00 1.500
30 David Robertson, R (9, 1) ERA: 1.29 1.0 4 2 1 1 1 0 0 0 0 0 0 11 15 9.00 2.000
PITCHER IP WLS BF H R ER SO BB IBB HBP BLK WP HR S P ERA WHIP
27 Shawn Kelley, R (10, 1) ERA: 1.88 2.0 6 1 0 0 3 0 0 0 0 0 0 16 22 0.00 0.500
43 Adam Warren, R (12, 1) ERA: 1.53 2.0 9 4 0 0 2 0 0 0 0 0 0 22 36 0.00 2.000
63 Chris Leroux, R (14, 1) ERA: 22.5 1.0 L 10 5 5 5 2 1 1 0 0 0 0 23 40 45.00 6.000

# BOTTOM

| Batter | 1 | 2 | 3 | 4 | 5 | 6 | 7 | 8 | 9 | 10 | 11 | 12 | 13 | 14 | AB | R | H | RBI | BB | SO | LOB |
|---|---|---|---|---|---|---|---|---|---|---|---|---|---|---|---|---|---|---|---|---|---|
| 22 Jacoby Ellsbury, L (1, 8)<br>OBP: 0.386, SLG: 0.485<br>63 Chris Leroux, L (14, 1) | C SI 91<br>S FF 92<br>B SI 93<br>X KC 81<br>1-2<br>2<br>G3-6-3<br>1B | | C KC 81<br>B KC 78<br>C SI 94<br>B SI 94<br>X SI 95<br>2-2<br>2<br>F8<br>2<br>S<br>1B | | C KC 80<br>B FF 93<br>F SI 93<br>S CH 85<br>1-3<br>K<br>③ | | C SI 92<br>B SI 92<br>C SI 92<br>F SI 93<br>X SI 93<br>1-2<br>G6-3<br>③ | | X CH 84<br>0-0<br>2<br>PO<br>1B<br>3-H | | | F FF 92<br>B FF 92<br>F FS 87<br>X FF 93<br>1-2<br>2<br>SH<br>36<br>G4-3-6-3-4-3-4-5-6<br>1B | I IN 66<br>I IN 69<br>I IN 69<br>I IN 70<br>4-0<br>IBB | | 6 0 4 1 1 1 1<br>0 0 0 0 0 0 0 | 6 | 0 | 4 | 1 | 1 | 1 | 1 |
| 2 Derek Jeter, R (1, 6)<br>OBP: 0.327, SLG: 0.286 | C SI 93<br>X SI 92<br>0-1<br>①<br>②<br>G3-6-3<br>1-2f | | C CH 86<br>B SI 94<br>B CH 85<br>B SI 93<br>F SI 93<br>F SI 94<br>F SI 94<br>F FC 86<br>X KC 80<br>3-2<br>②<br>F8<br>1-3 | | | F SI 91<br>S KC 80<br>B FF 93<br>X SI 93<br>0-2<br>①<br>G3 | | C FF 90<br>X CU 77<br>0-1<br>①<br>F9 | 1 SAFE<br>1 SAFE<br>0-0<br>③<br>PO<br>1-2 | F FC 88<br>X SI 91<br>0-1<br>①<br>G4-3 | | T FC 88<br>F FC 89<br>X FS 84<br>0-2<br>②<br>G1-3 | B FF 91<br>F FF 92<br>B FF 91<br>X CU 79<br>2-1<br>③<br>G1-3 | | 6 | 0 | 0 | 0 | 0 | 0 | 5 |
| 36 Carlos Beltrán, S (1, 9)<br>OBP: 0.298, SLG: 0.481 | B SI 93<br>X SI 93<br>1-0<br>③<br>F8 | | C FF 93<br>B FC 87<br>X FC 87<br>1-1<br>③<br>F9 | | | C SI 92<br>B CH 84<br>B CH 82<br>C KC 80<br>B FC 85<br>X FF 93<br>2-2<br>12<br>1B<br>1B | | C CU 78<br>B FS 82<br>C FS 83<br>F FF 89<br>X FS 81<br>1-2<br>②<br>F8 | | | T FC 88<br>F FC 89<br>X FS 84<br>0-2<br>②<br>G1-3 | L FF 92<br>X FF 92<br>0-1<br>①<br>②<br>G4-3-6-3-4-3-4-5<br>1-3<br>2-Hf | C FF 94<br>B FS 80<br>X FF 94<br>1-1<br>34<br>DI<br>1B | 7 | 0 | 2 | 0 | 0 | 0 | 3 |
| 25 Mark Teixeira, S (1, 3)<br>OBP: 0.390, SLG: 0.521 | | F SI 92<br>C SI 93<br>X SI 94<br>0-2<br>①<br>F9 | | C SI 92<br>B CH 84<br>B CH 82<br>C KC 80<br>B FC 85<br>X FF 93<br>3-2<br>1B | C CH 84<br>1 SAFE<br>B SI 92<br>S SI 92<br>B FC 86<br>F FC 86<br>1 SAFE<br>B SI 94<br>S KC 78<br>3-3<br>②<br>K | | | | | | | D FS 87<br>C FF 93<br>H FF 94<br>2-1<br>12<br>DI<br>HBP | C FF 95<br>F FF 95<br>B FF 95<br>B FS 81<br>B SI 95<br>X FF 95<br>3-2<br>L8 | 6 | 1 | 2 | 1 | 0 | 1 | 2 |
| 12 Alfonso Soriano, R (1, 7) | | C SI 94<br>X SI 94<br>0-1<br>34<br>HR<br>1B | | S CH 86<br>F FC 87<br>B FF 94<br>F FC 84<br>S CH 86<br>1-3<br>①<br>K | B KC 79<br>B CH 85<br>C SI 93<br>X CH 85<br>2-1<br>1-2<br>1B | | | C CU 78<br>X FS 81<br>0-1<br>HR | | | B FC 87<br>B FC 88<br>X SI 91<br>2-0<br>①<br>F8 | C CU 80<br>X CU 81<br>0-1<br>③<br>G4-3<br>1-2 | | F FF 95<br>C FF 94<br>X FF 96<br>0-2<br>②<br>F9 | 7 | 2 | 3 | 1 | 0 | 1 | 4 |
| 34 Brian McCann, L (1, 10)<br>OBP: 0.267, SLG: 0.375<br>(10, 2) | B SI 94<br>B SI 94<br>B SI 94<br>C SI 94<br>X SI 94<br>3-1<br>1-H<br>HR | | C KC 80<br>X SI 93<br>0-1<br>②<br>F9 | | C SI 93<br>X SI 93<br>0-1<br>③<br>G5-3 | | | C CU 79<br>X FS 83<br>0-1<br>③<br>L4 | | | F SI 92<br>B FC 89<br>C FS 83<br>B FS 84<br>B FS 82<br>F FC 88<br>F FC 88<br>X FS 81<br>3-2<br>②<br>P4 | | B FS 87<br>B FS 87<br>B FS 87<br>S FS 88<br>X FS 87<br>2-2<br>26<br>G3<br>14<br>1B<br>1B | B FF 94<br>L FS 80<br>X FS 80<br>1-1<br>③<br>P3<br>1-2 | 7 | 1 | 2 | 2 | 0 | 0 | 4 |
| 14 Brian Roberts, S (1, 4)<br>OBP: 0.323, SLG: 0.296 | B SI 93<br>C CH 86<br>C KC 82<br>B FC 87<br>B SI 94<br>S SI 95<br>3-3<br>②<br>K | | B KC 79<br>S CH 85<br>B SI 93<br>B SI 93<br>F SI 93<br>F CH 85<br>S SI 93<br>3-3<br>③<br>K | | | | X SI 90<br>0-0<br>①<br>L5 | | B CU 75<br>C CU 76<br>B CU 77<br>S FF 88<br>B FS 80<br>X CU 77<br>3-2<br>33<br>S<br>26<br>G3<br>22<br>1B<br>1B | | C FS 82<br>C SI 92<br>B FS 84<br>X FC 89<br>1-2<br>26<br>1B<br>1B | B CU 80<br>S FS 88<br>B FF 93<br>X FS 87<br>2-1<br>26<br>G3<br>1-2<br>1B | 6 | 1 | 3 | 0 | 0 | 2 | 1 |
| 26 Yangervis Solarte, S (1, 5)<br>OBP: 0.388, SLG: 0.435 | C CH 86<br>F KC 81<br>B SI 95<br>T FC 88<br>1-2<br>③<br>K | | | | C CH 83<br>B FC 85<br>X FC 86<br>0-2<br>①<br>G6-3 | | B SI 92<br>F KC 79<br>X KC 78<br>1-1<br>②<br>G5-3 | | 1 SAFE<br>B SI 90<br>X CH 82<br>1-0<br>①<br>G3<br>1-2 | | 1 SAFE<br>C FF 91<br>1 SAFE<br>X FF 92<br>0-1<br>31<br>DI<br>1-3<br>1B | B FF 91<br>X FS 86<br>1-0<br>①<br>G3<br>1-2<br>2-3 | 6 | 0 | 1 | 0 | 0 | 1 | 3 |
| 66 John Ryan Murphy, R (1, 2)<br>OBP: 0.313, SLG: 0.563<br>33 Kelly Johnson, L (9, PH)<br>OBP: 0.271, SLG: 0.446<br>27 Shawn Kelley, R (10, 1)<br>31 Ichiro Suzuki, L (11, PH)<br>OBP: 0.391, SLG: 0.409<br>43 Adam Warren, R (12, 1)<br>11 Brett Gardner, L (13, PH)<br>OBP: 0.340, SLG: 0.333 (14, 8) | | | C SI 92<br>F CH 83<br>B SI 93<br>F FC 86<br>B FC 87<br>S CH 85<br>3-3<br>①<br>K | | C CH 85<br>B FC 85<br>S KC 79<br>B SI 93<br>B FF 93<br>S KC 80<br>3-3<br>②<br>K | | B KC 80<br>X CH 83<br>1-0<br>2B | | C SI 93<br>C CH 86<br>X CH 85<br>0-2<br>②<br>G6-3<br>2-3 | | D SI 94<br>C CU 80<br>B FF 93<br>C FS 88<br>D FS 87<br>X FS 88<br>3-2<br>③<br>G4-3<br>1-2 | D FS 86<br>S FF 92<br>B FS 86<br>X FS 87<br>2-1<br>②<br>G3-9 | 3 0 1 0 0 2 0<br>1 0 0 0 0 0 1<br>0 0 0 0 0 0 0<br>1 0 0 0 0 0 2<br>0 0 0 0 0 0 0<br>1 0 0 0 0 0 2 | | | | | | |
| Inning Stats | R: 0<br>E: 0<br>K: 0<br>S: 6<br>H: 1<br>LOB: 0<br>BB: 0<br>P: 8 | R: 2<br>E: 0<br>K: 2<br>S: 13<br>H: 2<br>LOB: 0<br>BB: 0<br>P: 20 | R: 0<br>E: 0<br>K: 1<br>S: 15<br>H: 1<br>LOB: 1<br>BB: 0<br>P: 24 | R: 0<br>E: 0<br>K: 2<br>S: 13<br>H: 1<br>LOB: 1<br>BB: 0<br>P: 20 | R: 0<br>E: 0<br>K: 2<br>S: 9<br>H: 0<br>LOB: 0<br>BB: 0<br>P: 13 | R: 0<br>E: 0<br>K: 1<br>S: 15<br>H: 2<br>LOB: 2<br>BB: 0<br>P: 22 | R: 0<br>E: 0<br>K: 0<br>S: 8<br>H: 1<br>LOB: 1<br>BB: 0<br>P: 11 | R: 2<br>E: 0<br>K: 0<br>S: 14<br>H: 2<br>LOB: 0<br>BB: 0<br>P: 16 | R: 1<br>E: 0<br>K: 0<br>S: 8<br>H: 2<br>LOB: 0<br>BB: 0<br>P: 12 | R: 0<br>E: 0<br>K: 0<br>S: 8<br>H: 0<br>LOB: 0<br>BB: 0<br>P: 9 | R: 0<br>E: 0<br>K: 0<br>S: 14<br>H: 2<br>LOB: 2<br>BB: 0<br>P: 23 | R: 0<br>E: 0<br>K: 0<br>S: 9<br>H: 1<br>LOB: 2<br>BB: 0<br>P: 12 | R: 0<br>E: 0<br>K: 0<br>S: 10<br>H: 2<br>LOB: 3<br>BB: 1<br>P: 23 | R: 0<br>E: 0<br>K: 0<br>S: 10<br>H: 1<br>LOB: 1<br>BB: 0<br>P: 15 | 1B: 14<br>2B: 2<br>3B: 0<br>HR: 3 | SF: 0<br>SAC: 1<br>DP: 2<br>HBP: 1 | | | | | | |

| PITCHER | | IP | WLS | BF | H | R | ER | SO | BB | IBB | HBP | BLK | WP | HR | S | P | ERA | WHIP |
|---|---|---|---|---|---|---|---|---|---|---|---|---|---|---|---|---|---|---|
| 14 David Price, L<br>ERA: 4.44 | (1, 1) | 7.0 | | 28 | 8 | 2 | 2 | 8 | 0 | 0 | 0 | 0 | 0 | 1 | 79 | 118 | 2.57 | 1.143 |
| 62 Joel Peralta, R<br>ERA: 4.63 | (8, 1) | 1.0 | B | 6 | 3 | 3 | 3 | 0 | 0 | 0 | 0 | 0 | 0 | 2 | 17 | 22 | 27.00 | 3.000 |
| 46 Juan Carlos Oviedo, R<br>ERA: 5.4 | (9, 1) | 0.2 | B | 3 | 1 | 0 | 0 | 0 | 0 | 0 | 0 | 0 | 0 | 0 | 5 | 6 | 0.00 | 1.500 |
| 47 Brandon Gomes, R<br>ERA: 2.93 | (9, 1) | 2.0 | | 6 | 1 | 0 | 0 | 0 | 0 | 0 | 0 | 0 | 0 | 0 | 17 | 24 | 0.00 | 0.500 |
| 13 Heath Bell, R<br>ERA: 6.06 | (11, 1) | 2.1 | W | 13 | 4 | 0 | 0 | 0 | 0 | 1 | 1 | 0 | 0 | 0 | 24 | 43 | 0.00 | 1.714 |

| PITCHER | | IP | WLS | BF | H | R | ER | SO | BB | IBB | HBP | BLK | WP | HR | S | P | ERA | WHIP |
|---|---|---|---|---|---|---|---|---|---|---|---|---|---|---|---|---|---|---|
| 52 Josh Lueke, R<br>ERA: 3.78 | (14, 1) | 1.0 | | 4 | 1 | 0 | 0 | 0 | 0 | 0 | 0 | 0 | 0 | 0 | 10 | 15 | 0.00 | 1.000 |

# Tampa Bay Rays @ New York Yankees

Yankee Stadium, Bronx, NY

Fri May 02 2014, 7:09 PM - 12:58 AM EDT

Att. 33,580 - Partly Cloudy - 65 F

livebaseballscorecards.com

| | |
|---|---|
| AB | 57 |
| R | 5 |
| H | 18 |
| RBI | 5 |
| BB | 1 |
| SO | 8 |
| LOB | 28 |

| | |
|---|---|
| WP: 0 | PA: 61 |
| PB: 0 | |
| SB: 2 | |
| CS: 0 | |

# Tampa Bay Rays @ New York Yankees

Yankee Stadium, Bronx, NY

Sat May 03 2014, 1:12 PM - 4:40 PM EDT

Att. 43,325 - Partly Cloudy - 67 F

livebaseballscorecards.com

| Batter | 1 | 2 | 3 | 4 | 5 | 6 | 7 | 8 | 9 | AB | R | H | RBI | BB | SO | LOB |
|---|---|---|---|---|---|---|---|---|---|---|---|---|---|---|---|---|
| 18 Ben Zobrist, S (1, 6)<br>OBP: 0.350, SLG: 0.382 | B SI 89<br>B SI 90<br>F SI 89<br>B SI 89<br>C SI 91<br>F FF 92<br>X FF 91<br>3-2 ① F8 | F SI 91<br>B FC 90<br>X FS 86<br>1-1 ③ G4-3 | | C CU 74<br>X SL 86<br>0-1 ③ F9 | | | B SI 90<br>C FS 85<br>F FS 84<br>F FS 87<br>F SI 93<br>S SL 86<br>1-3 ② K | | | 4 | 0 | 0 | 0 | 0 | 1 | 3 |
| 8 Desmond Jennings, R (1, 10)<br>OBP: 0.374, SLG: 0.486 | B FF 90<br>S SL 82<br>B FF 91<br>X FF 91<br>2-1 HR | C SL 81<br>X CU 74<br>0-1 ① L7 | B SI 89<br>C SL 80<br>S FS 85<br>B SL 82<br>B FS 87<br>X SL 83<br>3-2 ① G6-3 | | | B FS 86<br>B SL 83<br>B SL 83<br>C SL 83<br>C SL 83<br>S SL 87<br>3-3 ③ K | | | 4 | 1 | 1 | 1 | 0 | 1 | 0 |
| 20 Matt Joyce, L (1, 7)<br>OBP: 0.404, SLG: 0.450 | B CU 73<br>C SI 91<br>S FS 86<br>B FS 87<br>L FS 86<br>2-3 ② K | C CU 73<br>X CU 75<br>0-1 1B | X SI 90<br>0-0 ② G4-3 | | | F FF 96<br>B FF 96<br>F FF 96<br>B SV 85<br>S KC 83<br>2-3 ① K | | | 4 | 0 | 1 | 0 | 0 | 2 | 0 |
| 3 Evan Longoria, R (1, 5)<br>OBP: 0.331, SLG: 0.407 | C FF 90<br>X SI 90<br>0-1 ③ G5-3 | F SL 81<br>X SI 91<br>0-1 ② L5 | F SI 90<br>S FS 86<br>B FS 86<br>S FS 86<br>1-3 ③ K | | | S FF 97<br>B KC 84<br>C KC 82<br>S KC 84<br>1-3 ② K | | | 4 | 0 | 0 | 0 | 0 | 2 | 1 |
| 21 James Loney, L (1, 3)<br>OBP: 0.415, SLG: 0.472 | | B SI 90<br>C CU 73<br>X FS 84<br>1-1 7 1B 24 1B 1B | B CU 73<br>1 SAFE<br>B CU 73<br>X SI 90<br>2-0 ③ G4-3 | | | C FS 88<br>B SI 91<br>B FF 89<br>F FS 87<br>B SI 92<br>X SI 92<br>3-2 7 FC6-4 1B | | B FF 97<br>C FF 97<br>B FF 97<br>B FF 97<br>F FF 96<br>F FF 98<br>X FF 97<br>3-2 2B | | 4 | 1 | 3 | 0 | 0 | 0 | 1 |
| 9 Wil Myers, R (1, 9)<br>OBP: 0.313, SLG: 0.362 | | B SL 79<br>C SL 81<br>B FF 91<br>S SL 81<br>D FS 86<br>X SL 84<br>3-2 ① G2 | | X FF 90<br>0-0 HR | | C FS 86<br>B SI 91<br>X SL 86<br>1-1 ① F7 | | C KC 82<br>C SV 82<br>X KC 84<br>0-2 ③ G2-3 | | 4 | 1 | 1 | 1 | 0 | 0 | 3 |
| 7 David DeJesus, L (1, 8)<br>OBP: 0.329, SLG: 0.371 | | L SI 90<br>B SI 89<br>S FS 86<br>B SI 92<br>B CU 75<br>X SI 91<br>3-2 24 1B<br>1-3 1B | | C SI 89<br>F CU 74<br>X FS 86<br>0-2 1 FC6-4 1B | | S FS 86<br>B FS 86<br>B SI 90<br>C SL 83<br>X FS 87<br>2-2 ② FC6-4 1 FC6-4<br>1-2f | | | B SI 92<br>X SI 91<br>1-0 ① F9 | 4 | 0 | 2 | 0 | 0 | 0 | 1 |
| 1 Sean Rodríguez, R (1, 4)<br>OBP: 0.313, SLG: 0.636 | | C SL 84<br>L SI 92<br>1 SAFE<br>X FS 87<br>0-2 ② P4 | | L SL 81<br>B FF 91<br>1 SAFE<br>F SL 80<br>F FS 86<br>F SL 82<br>B FC 88<br>X FS 85<br>2-2 ① FC6-4<br>1-2f | | C SL 82<br>F SL 82<br>X FS 86<br>0-2 ③ FC6-4<br>1-2f | | | C FF 92<br>B SL 83<br>C SL 82<br>F SL 80<br>B FF 92<br>B FF 91<br>S FF 92<br>3-3 ② K | 4 | 0 | 0 | 0 | 0 | 1 | 4 |
| 24 Ryan Hanigan, R (1, 2)<br>OBP: 0.347, SLG: 0.463 | | B FF 92<br>C SL 84<br>S FS 88<br>X FS 87<br>1-2<br>3-H 1-2 1B | | B SI 89<br>C SI 90<br>1 SAFE<br>S SI 90<br>C FS 85<br>1-3 ② K | | | B SL 80<br>B SL 82<br>C SI 89<br>X SI 90<br>2-1 ① G4-3 | | F FF 92<br>B SL 83<br>B SL 81<br>X SI 91<br>2-1 ③ G6-3 | 4 | 0 | 1 | 1 | 0 | 1 | 1 |
| Inning Stats | R: 1<br>E: 0<br>K: 1<br>S: 11<br>H: 1<br>LOB: 0<br>BB: 0<br>P: 18 | R: 1<br>E: 0<br>K: 0<br>S: 16<br>H: 3<br>LOB: 2<br>BB: 0<br>P: 25 | R: 0<br>E: 0<br>K: 0<br>S: 7<br>H: 1<br>LOB: 1<br>BB: 0<br>P: 9 | R: 1<br>E: 0<br>K: 1<br>S: 14<br>H: 2<br>LOB: 1<br>BB: 0<br>P: 17 | R: 0<br>E: 0<br>K: 1<br>S: 7<br>H: 0<br>LOB: 0<br>BB: 0<br>P: 11 | R: 0<br>E: 0<br>K: 0<br>S: 11<br>H: 1<br>LOB: 1<br>BB: 0<br>P: 17 | R: 0<br>E: 0<br>K: 2<br>S: 10<br>H: 0<br>LOB: 0<br>BB: 0<br>P: 16 | R: 0<br>E: 0<br>K: 2<br>S: 13<br>H: 1<br>LOB: 1<br>BB: 0<br>P: 19 | R: 0<br>E: 0<br>K: 1<br>S: 7<br>H: 0<br>LOB: 0<br>BB: 0<br>P: 13 | 1B: 6<br>2B: 1<br>3B: 0<br>HR: 2<br>SF: 0<br>SAC: 0<br>DP: 0<br>HBP: 0 | | | | | | |

| | AB | 36 |
|---|---|---|
| | R | 3 |
| | H | 9 |
| | RBI | 3 |
| | BB | 0 |
| | SO | 8 |
| | LOB | 14 |

WP: 0 PB: 0 SB: 0 CS: 0 PA: 36

| PITCHER | | IP | WLS | BF | H | R | ER | SO | BB | IBB | HBP | BLK | WP | HR | S | P | ERA | WHIP |
|---|---|---|---|---|---|---|---|---|---|---|---|---|---|---|---|---|---|---|
| 19 Masahiro Tanaka, R<br>ERA: 2.53 | (1, 1) | 7.0 | W | 29 | 8 | 3 | 3 | 5 | 0 | 0 | 0 | 0 | 0 | 2 | 76 | 113 | 3.86 | 1.143 |
| 68 Dellin Betances, R<br>ERA: 1.72 | (8, 1) | 1.0 | H | 4 | 1 | 0 | 0 | 2 | 0 | 0 | 0 | 0 | 0 | 0 | 13 | 19 | 0.00 | 1.000 |
| 38 Preston Claiborne, R<br>ERA: 1.17 | (9, 1) | 1.0 | | 3 | 0 | 0 | 0 | 1 | 0 | 0 | 0 | 0 | 0 | 0 | 7 | 13 | 0.00 | 0.000 |

| PITCHER | | IP | WLS | BF | H | R | ER | SO | BB | IBB | HBP | BLK | WP | HR | S | P | ERA | WHIP |
|---|---|---|---|---|---|---|---|---|---|---|---|---|---|---|---|---|---|---|

# BOTTOM

## Tampa Bay Rays @ New York Yankees

Yankee Stadium, Bronx, NY

Sat May 03 2014, 1:12 PM - 4:40 PM EDT

Att. 43,325 - Partly Cloudy - 67 F

livebaseballscorecards.com

| Batter | 1 | 2 | 3 | 4 | 5 | 6 | 7 | 8 | 9 | AB | R | H | RBI | BB | SO | LOB |
|---|---|---|---|---|---|---|---|---|---|---|---|---|---|---|---|---|
| 22 Jacoby Ellsbury, L (1, 8)<br>OBP: 0.403, SLG: 0.505 | C FF 91<br>S FF 91<br>B FS 85<br>F FF 90<br>B FF 91<br>B FF 91<br>S FF 92<br>3-3 ① K | | | B CU 68<br>F FF 90<br>B FF 90<br>X FF 89<br>2-1<br>11<br>FC1-6<br>1B | B FF 90<br>X FF 90<br>1-0<br>1-3<br>2-H<br>2B | | C SL 76<br>B FS 77<br>1 SAFE<br>B FF 92<br>X FF 93<br>2-1<br>11<br>1B<br>25<br>1B<br>1B | B CU 79<br>B CU 80<br>C FS 87<br>B CU 80<br>D FS 86<br>4-1<br>11<br>S<br>11<br>1B<br>BB | | 4 | 2 | 3 | 1 | 1 | 1 | 0 |
| 11 Brett Gardner, L (1, 7)<br>OBP: 0.343, SLG: 0.337 | B FF 92<br>F FF 91<br>B SI 90<br>X FF 91<br>2-1 ② F7 | | | X FF 89<br>0-0 ①<br>FC1-6<br>25<br>HR<br>1-2f | C SL 80<br>D SL 80<br>C CU 67<br>D FF 88<br>S CU 68<br>2-3 ① K | | C FF 92<br>1 SAFE<br>1 SAFE<br>B FF 91<br>F FF 91<br>B FS 77<br>X FS 78<br>2-2<br>25<br>1B<br>12<br>SF7<br>1-2<br>1B | B CU 80<br>C CU 79<br>X CU 81<br>1-1<br>1-H<br>3-H<br>1B | | 5 | 2 | 2 | 2 | 0 | 1 | 3 |
| 25 Mark Teixeira, S (1, 3)<br>OBP: 0.406, SLG: 0.577 | C CU 69<br>B FS 83<br>F FF 90<br>B FF 92<br>F FS 83<br>S FS 85<br>2-3 ③ K | | | 1 SAFE<br>X FF 89<br>0-0<br>1-H<br>HR | I IN 73<br>I IN 76<br>I IN 74<br>I IN 76<br>4-0<br>IBB | | C FS 79<br>B FF 92<br>B FF 92<br>T FS 80<br>B FS 78<br>F FS 78<br>X FF 93<br>3-2<br>1-3<br>2-H<br>1B | B FF 92<br>B FS 88<br>B CU 80<br>C SI 92<br>X SI 92<br>3-1 ② F7 | | 4 | 1 | 2 | 3 | 1 | 1 | 1 |
| 34 Brian McCann, L (1, 2)<br>OBP: 0.264, SLG: 0.376 | | X FS 84<br>0-0 ① G6-3 | | B FF 90<br>B FF 90<br>F FF 90<br>C FF 90<br>F FS 84<br>B FF 90<br>F FF 91<br>F FF 90<br>X FF 91<br>3-2<br>2B | C SL 80<br>C CU 67<br>B FF 88<br>F FF 89<br>S FF 88<br>1-3 ② K | | D FS 79<br>B FS 79<br>B FS 78<br>F FF 93<br>X SL 77<br>3-1 ① L4 | B FS 88<br>B FS 87<br>C SI 91<br>X CU 81<br>2-1 ③ F7 | | 5 | 0 | 1 | 0 | 0 | 1 | 6 |
| 12 Alfonso Soriano, R (1, 10)<br>OBP: 0.283, SLG: 0.441 | | B SI 89<br>F FF 88<br>B FC 84<br>F FF 91<br>S FF 91<br>2-3 ② K | | C FC 86<br>D FC 85<br>F FF 90<br>B FF 89<br>F FF 88<br>X FC 85<br>2-2 ② F9 | F FF 88<br>B FF 87<br>X FF 89<br>1-1 ③ G6-3 | | B SL 75<br>B SL 78<br>S SL 76<br>F SL 77<br>X SL 79<br>2-2 ② SF7<br>3-H | | | 3 | 0 | 0 | 1 | 0 | 1 | 4 |
| 33 Kelly Johnson, L (1, 5)<br>OBP: 0.284, SLG: 0.485 | | C SI 91<br>B FS 86<br>B FF 90<br>F FF 90<br>X FF 92<br>2-2 ③ G4-3 | | B SI 89<br>B FS 84<br>B FF 90<br>B FF 90<br>4-0<br>BB | | B FF 94<br>F FF 95<br>B SL 77<br>X FF 94<br>2-1<br>HR | C SL 78<br>F FS 79<br>B FF 94<br>X FS 81<br>1-2 ③ G4-3 | | | 3 | 1 | 1 | 1 | 1 | 0 | 1 |
| 14 Brian Roberts, S (1, 4)<br>OBP: 0.320, SLG: 0.294 | | | F FF 90<br>X FS 84<br>0-1 ① F8 | C FF 90<br>C SI 90<br>B FF 91<br>S FF 91<br>1-3 ③ K | | B FF 93<br>X FF 93<br>1-0 ① L4-3 | | X CU 81<br>0-0<br>31<br>2B<br>1B | | 4 | 1 | 1 | 0 | 0 | 1 | 2 |
| 31 Ichiro Suzuki, L (1, 9)<br>OBP: 0.400, SLG: 0.458 | | | C FF 91<br>B FF 89<br>C FF 90<br>F FF 90<br>B FF 91<br>X FF 91<br>2-2 ② L9 | C FF 90<br>C FF 88<br>B FS 82<br>X FF 90<br>1-2<br>22<br>2B<br>2B | F FF 93<br>B FS 79<br>B FF 94<br>X FF 94<br>2-1 ② G3-1 | | 1 SAFE<br>S CU 79<br>B FS 85<br>B FS 85<br>1 SAFE<br>1 SAFE<br>F FS 86<br>1 SAFE<br>F FS 86<br>3-2<br>B FF 92<br>X FS 87<br>26<br>G4-3<br>11<br>1B<br>1-H<br>2B | | 4 | 2 | 2 | 1 | 0 | 0 | 0 |
| 26 Yangervis Solarte, S (1, 6)<br>OBP: 0.382, SLG: 0.420 | | | C FF 92<br>B FF 90<br>B SI 90<br>C FF 91<br>F FS 84<br>F FF 92<br>F FS 85<br>F FS 84<br>B SI 92<br>3-2<br>F FF 90<br>F FF 91<br>X FF 91<br>L9 | B FF 90<br>B FF 90<br>B FF 90<br>B FF 90<br>4-0<br>22<br>2B<br>BB | | F FF 95<br>B FS 80<br>B FS 80<br>F FF 94<br>X FS 78<br>2-2 ③ G1-3 | | B FF 91<br>C FS 85<br>X FS 86<br>1-1 ① G4-3<br>2-3 | | 3 | 0 | 0 | 0 | 1 | 0 | 1 |
| Inning Stats | R: 0<br>E: 0<br>K: 2<br>S: 10<br>H: 0<br>LOB: 0<br>BB: 0<br>P: 17 | R: 0<br>E: 0<br>K: 1<br>S: 7<br>H: 0<br>LOB: 0<br>BB: 0<br>P: 11 | R: 0<br>E: 0<br>K: 0<br>S: 15<br>H: 0<br>LOB: 0<br>BB: 0<br>P: 20 | R: 2<br>E: 0<br>K: 1<br>S: 17<br>H: 3<br>LOB: 2<br>BB: 1<br>P: 29 | R: 1<br>E: 0<br>K: 2<br>S: 13<br>H: 2<br>LOB: 3<br>BB: 2<br>P: 27 | R: 1<br>E: 0<br>K: 0<br>S: 8<br>H: 1<br>LOB: 0<br>BB: 0<br>P: 15 | R: 2<br>E: 0<br>K: 0<br>S: 17<br>H: 3<br>LOB: 1<br>BB: 0<br>P: 30 | R: 3<br>E: 0<br>K: 0<br>S: 14<br>H: 3<br>LOB: 1<br>BB: 1<br>P: 28 | | 1B: 6<br>2B: 4<br>3B: 0<br>HR: 2<br>SF: 1<br>SAC: 0<br>DP: 0<br>HBP: 0 | | | | WP: 0<br>PB: 0<br>SB: 1<br>CS: 0<br>PA: 40 | | |

| | AB | 35 |
|---|---|---|
| | R | 9 |
| | H | 12 |
| | RBI | 9 |
| | BB | 4 |
| | SO | 6 |
| | LOB | 18 |

| PITCHER | | IP | WLS | BF | H | R | ER | SO | BB | IBB | HBP | BLK | WP | HR | S | P | ERA | WHIP |
|---|---|---|---|---|---|---|---|---|---|---|---|---|---|---|---|---|---|---|
| 23 Jake Odorizzi, R<br>ERA: 6.83 | (1, 1) | 4.0 | | 19 | 5 | 3 | 3 | 4 | 2 | 0 | 0 | 0 | 0 | 1 | 53 | 87 | 6.75 | 1.750 |
| 27 Cesár Ramos, L<br>ERA: 2.91 | (5, 1) | 1.0 | | 4 | 0 | 0 | 0 | 2 | 0 | 1 | 0 | 0 | 0 | 0 | 9 | 17 | 0.00 | 0.000 |
| 52 Josh Lueke, R<br>ERA: 4.82 | (6, 1) | 2.0 | L | 10 | 4 | 3 | 3 | 0 | 0 | 0 | 0 | 0 | 0 | 1 | 25 | 45 | 13.50 | 2.000 |
| 13 Heath Bell, R<br>ERA: 7.27 | (8, 1) | 1.0 | | 7 | 3 | 3 | 3 | 0 | 1 | 0 | 0 | 0 | 0 | 0 | 14 | 28 | 27.00 | 4.000 |

| PITCHER | IP | WLS | BF | H | R | ER | SO | BB | IBB | HBP | BLK | WP | HR | S | P | ERA | WHIP |
|---|---|---|---|---|---|---|---|---|---|---|---|---|---|---|---|---|---|

| Batter | 1 | 2 | 3 | 4 | 5 | 6 | 7 | 8 | 9 | AB | R | H | RBI | BB | SO | LOB |
|---|---|---|---|---|---|---|---|---|---|---|---|---|---|---|---|---|
| 11 Logan Forsythe, R (1, 5)<br>OBP: 0.262, SLG: 0.246 | B FF 89<br>B FF 90<br>C FF 90<br>B SI 88<br>X FF 90<br>3-1<br>8<br>SH1-4<br>3<br>2B<br>2B | | C SI 88<br>C SI 89<br>B SL 81<br>B SI 90<br>X CH 84<br>2-2 ①<br>F9 | B SL 84<br>C SI 89<br>F SL 85<br>F SI 90<br>X SL 82<br>1-2<br>3<br>FC3-4<br>8<br>1B<br>9<br>2B<br>1B | C SI 92<br>F FC 90<br>C FF 92<br>0-3 ③<br>K | | | X FC 88<br>0-0 ②<br>F8 | | 5 | 2 | 2 | 0 | 0 | 1 | 2 |
| 8 Desmond Jennings, R (1, 8)<br>OBP: 0.386, SLG: 0.505 | X SL 81<br>0-0 ①<br>SH1-4<br>2-3 | | B CH 84<br>C SI 89<br>C SL 81<br>X SI 90<br>1-2<br>9<br>IHR<br>2B | C SL 81<br>B CH 83<br>X SI 88<br>1-1<br>3<br>FC3-4<br>1-2<br>1B | | B SI 92<br>C FF 92<br>C FC 90<br>X FF 93<br>1-2<br>1B | | C CH 82<br>C CH 82<br>X FF 92<br>0-2 ③<br>F9 | | 4 | 1 | 3 | 0 | 0 | 0 | 0 |
| 3 Evan Longoria, R (1, 10)<br>OBP: 0.333, SLG: 0.409 | X FF 90<br>0-0<br>3-H<br>2B | | B SL 81<br>B SL 81<br>B SI 89<br>B FF 91<br>4-0<br>9<br>IHR<br>BB | C SI 89<br>S SL 83<br>F FF 91<br>X FF 91<br>0-2 ②<br>FC3-4<br>9<br>2B<br>1-2f<br>2-3 | | 1 SAFE<br>F FF 91<br>1 SAFE<br>1 SAFE<br>B FF 92<br>S SL 84<br>1 SAFE<br>F SL 83<br>1 SAFE<br>1-2<br>X SI 93<br>F9 ① | | | F FF 92<br>X FF 93<br>0-1 ①<br>F9 | 4 | 1 | 1 | 1 | 1 | 0 | 3 |
| 9 Wil Myers, R (1, 9)<br>OBP: 0.316, SLG: 0.397 | C SL 82<br>F CH 84<br>F SL 80<br>T FF 91<br>0-2 ②<br>K | | C CH 83<br>B SI 89<br>B SL 81<br>S SI 90<br>X CH 86<br>2-2<br>1-H<br>2-H<br>IHR | F SL 85<br>X SI 89<br>0-1<br>1-3<br>3-H<br>2B | | B FF 93<br>1 SAFE<br>X FC 89<br>1-0 ②<br>L7 | | | B FF 94<br>C CU 82<br>C FF 92<br>F SL 83<br>B FF 91<br>F FF 93<br>X SI 92<br>2-2 ②<br>L7 | 5 | 1 | 2 | 4 | 0 | 1 | 2 |
| 1 Sean Rodríguez, R (1, 4)<br>OBP: 0.302, SLG: 0.592 | B CH 83<br>B SL 81<br>X CH 82<br>2-0 ③<br>P3 | | B SL 82<br>C CH 84<br>C SI 89<br>B SL 82<br>X SI 89<br>2-2<br>11<br>1B<br>1B | B FF 93<br>S SL 86<br>B FF 93<br>S SL 85<br>S SL 84<br>2-3 ③<br>K | | C FF 92<br>S FF 92<br>S SL 84<br>0-3 ③<br>K | | | F FF 93<br>B FF 92<br>B SI 81<br>B FF 92<br>S FC 88<br>X FC 88<br>3-2 ③<br>F7 | 5 | 0 | 1 | 0 | 0 | 2 | 4 |
| 21 James Loney, L (1, 3)<br>OBP: 0.402, SLG: 0.455 | | X FF 90<br>0-0 ①<br>F8 | C SL 80<br>B SI 87<br>L SI 88<br>B FF 91<br>S SL 80<br>2-3 ②<br>K | | C FC 90<br>B CH 83<br>B CH 82<br>B FF 91<br>C FF 93<br>T SL 84<br>3-2 ①<br>K | | B CH 83<br>S CH 83<br>B CU 82<br>S CH 85<br>X FF 92<br>2-2 ①<br>G1-3 | | | 4 | 0 | 0 | 0 | 0 | 2 | 1 |
| 11 Yunel Escobar, R (1, 6)<br>OBP: 0.309, SLG: 0.345 | | S FF 90<br>B CH 83<br>X CH 84<br>1-1 ②<br>G6-3 | C SL 85<br>F SI 89<br>X SL 80<br>0-2<br>5<br>FC6-4<br>1-3<br>1B | | C FF 94<br>X SL 84<br>0-1<br>5<br>1B<br>1B | | B SL 82<br>X FF 93<br>1-0 ②<br>P3 | | | 4 | 0 | 2 | 0 | 0 | 0 | 0 |
| 5 Brandon Guyer, R (1, 7)<br>OBP: 0.226, SLG: 0.233 | | C SI 90<br>F SL 83<br>B FF 90<br>B SI 89<br>X CH 84<br>2-2<br>24<br>FC4<br>1B | C SL 86<br>X CH 84<br>0-1 ③<br>FC6-4<br>1-2f | | S FF 92<br>F FF 90<br>1 SAFE<br>B SL 84<br>X FC 91<br>1-2<br>1-2<br>1B | | C FF 93<br>B CU 82<br>B SL 82<br>S FC 89<br>S SL 85<br>2-3 ③<br>K | | | 4 | 0 | 2 | 0 | 0 | 1 | 2 |
| 24 Ryan Hanigan, R (1, 2)<br>OBP: 0.329, SLG: 0.437 | | C SL 80<br>X CH 83<br>0-1 ③<br>FC4<br>1-2f | | B FF 90<br>B CH 83<br>C SI 88<br>C SL 81<br>S SI 89<br>2-3 ①<br>K2-3 | S FF 93<br>B FF 93<br>S FC 90<br>F FC 90<br>X SL 84<br>1-2 ②<br>P4 | | | B FF 89<br>X FF 91<br>1-0 ①<br>F9 | | 4 | 0 | 0 | 0 | 0 | 1 | 3 |
| Inning Stats | R: 1<br>E: 0<br>K: 1<br>S: 9<br>H: 2<br>LOB: 1<br>BB: 0<br>P: 14 | R: 0<br>E: 0<br>K: 0<br>S: 8<br>H: 1<br>LOB: 1<br>BB: 0<br>P: 11 | R: 3<br>E: 0<br>K: 1<br>S: 20<br>H: 4<br>LOB: 2<br>BB: 1<br>P: 33 | R: 1<br>E: 0<br>K: 2<br>S: 18<br>H: 3<br>LOB: 2<br>BB: 0<br>P: 24 | R: 0<br>E: 0<br>K: 2<br>S: 15<br>H: 2<br>LOB: 2<br>BB: 0<br>P: 20 | R: 0<br>E: 0<br>K: 1<br>S: 11<br>H: 1<br>LOB: 1<br>BB: 0<br>P: 14 | R: 0<br>E: 0<br>K: 1<br>S: 7<br>H: 0<br>LOB: 0<br>BB: 0<br>P: 12 | R: 0<br>E: 0<br>K: 0<br>S: 5<br>H: 0<br>LOB: 0<br>BB: 0<br>P: 6 | R: 0<br>E: 0<br>K: 0<br>S: 10<br>H: 0<br>LOB: 0<br>BB: 0<br>P: 15 | 1B: 8<br>2B: 4<br>3B: 0<br>HR: 1<br>SF: 0<br>SAC: 1<br>DP: 0<br>HBP: 0 | | | | | WP: 0<br>PB: 0<br>SB: 0<br>CS: 0 | PA: 41 | |

# TOP

## Tampa Bay Rays @ New York Yankees

Yankee Stadium, Bronx, NY

Sun May 04 2014, 1:10 PM - 4:23 PM EDT

Att. 41,122 - Cloudy - 64 F

livebaseballscorecards.com

| | |
|---|---|
| AB | 39 |
| R | 5 |
| H | 13 |
| RBI | 5 |
| BB | 1 |
| SO | 8 |
| LOB | 17 |

| PITCHER | | IP | WLS | BF | H | R | ER | SO | BB | IBB | HBP | BLK | WP | HR | S | P | ERA | WHIP |
|---|---|---|---|---|---|---|---|---|---|---|---|---|---|---|---|---|---|---|
| 52 CC Sabathia, L<br>ERA: 5.75 | (1, 1) | 3.2 | L | 22 | 10 | 5 | 5 | 3 | 1 | 0 | 0 | 0 | 0 | 0 | 52 | 77 | 12.27 | 3.000 |
| 91 Alfredo Aceves, R<br>ERA: | (4, 1) | 5.1 | | 19 | 3 | 0 | 0 | 5 | 0 | 0 | 0 | 0 | 0 | 0 | 51 | 72 | 0.00 | 0.562 |

| PITCHER | IP | WLS | BF | H | R | ER | SO | BB | IBB | HBP | BLK | WP | HR | S | P | ERA | WHIP |
|---|---|---|---|---|---|---|---|---|---|---|---|---|---|---|---|---|---|

# Tampa Bay Rays @ New York Yankees

Yankee Stadium, Bronx, NY

Sun May 04 2014, 1:10 PM - 4:23 PM EDT

Att. 41,122 - Cloudy - 64 F

livebaseballscorecards.com

| Batter | 1 | 2 | 3 | 4 | 5 | 6 | 7 | 8 | 9 | AB | R | H | RBI | BB | SO | LOB |
|---|---|---|---|---|---|---|---|---|---|---|---|---|---|---|---|---|
| 22 Jacoby Ellsbury, L (1, 8)<br>OBP: 0.390, SLG: 0.486 | B FF 85<br>X FF 86<br>1-0 ① F7 | | F FC 88<br>F FF 89<br>B FF 89<br>B FF 89<br>X FF 88<br>2-2 ② F7 | | B CH 74<br>F FF 87<br>F CU 75<br>B CU 77<br>C FC 89<br>2-3 ① K | | C FF 97<br>X FF 97<br>0-1 ② FC4-6 2 FC3-6<br>1-2f<br>2-3 | | | 4 | 0 | 0 | 0 | 0 | 1 | 4 |
| 2 Derek Jeter, R (1, 6)<br>OBP: 0.314, SLG: 0.274 | B FF 86<br>C FF 87<br>C FF 89<br>X FF 89<br>1-2 ② F7 | | B CH 74<br>B FF 89<br>X FF 85<br>2-0 ③ F9 | | S FF 88<br>C FF 89<br>X FF 89<br>0-2 ② F9<br>2-3 | | C FF 97<br>B SI 98<br>1 SAFE<br>S FF 98<br>1 SAFE<br>F FF 98<br>X FF 99<br>1-2 ③ FC3-6<br>1-2f | | | 4 | 0 | 0 | 0 | 0 | 0 | 4 |
| 36 Carlos Beltrán, S (1, 9)<br>OBP: 0.288, SLG: 0.464 | F FF 89<br>B SI 90<br>X FF 89<br>1-1 ③ F8 | | | B SI 88<br>B CH 72<br>B FF 85<br>C FF 85<br>F FF 86<br>X FF 88<br>3-2 ① P4 | F SI 91<br>C FF 88<br>D CU 77<br>X CU 76<br>1-2 ③ G4-3 | | | X FF 89<br>0-0 ① P5 | | 4 | 0 | 0 | 0 | 0 | 0 | 2 |
| 25 Mark Teixeira, S (1, 3)<br>OBP: 0.397, SLG: 0.554 | | C FF 87<br>X CU 75<br>0-1 12 2B 26 SF7 1B | | C CU 76<br>F CU 77<br>X FF 89<br>0-2 ② G5-3 | | X FF 85<br>0-0 ① P4 | | C FF 90<br>F CU 77<br>S FS 83<br>0-3 ② K | | 4 | 1 | 1 | 0 | 0 | 1 | 0 |
| 12 Alfonso Soriano, R (1, 10)<br>OBP: 0.290, SLG: 0.447 | | X CU 73<br>0-0 11 WP<br>1-3 2B | | B FF 88<br>B CH 71<br>B FF 87<br>C FF 84<br>C FF 86<br>F FF 87<br>B FC 86<br>4-2 33 2B BB | | C CH 72<br>S FF 88<br>S CU 76<br>0-3 ② K | | B CU 78<br>F FF 90<br>X CU 77<br>1-1 ③ L8 | | 3 | 0 | 1 | 0 | 1 | 1 | 0 |
| 33 Kelly Johnson, L (1, 5)<br>OBP: 0.282, SLG: 0.486 | | B FF 89<br>X CH 74<br>1-0 ① P6 | | B FF 88<br>C CH 74<br>F FC 89<br>X SI 89<br>1-2 1-3 2B | | X CH 73<br>0-0 ③ G3 | | | C FF 92<br>B SL 83<br>S SL 84<br>B CU 81<br>B CU 82<br>X FF 92<br>3-2 ① L3 | 4 | 0 | 1 | 0 | 0 | 0 | 2 |
| 26 Yangervis Solarte, S (1, 4)<br>OBP: 0.387, SLG: 0.422 | | D FF 88<br>C CU 74<br>X FF 88<br>1-1 ② SF7<br>3-H | | F CU 74<br>X CH 72<br>0-1 ③ L8 | | | C CH 72<br>B CU 75<br>X CU 74<br>1-1 22 FC4-6 11 1B 1B | | B FF 92<br>B FF 91<br>B FF 92<br>C FF 91<br>B FF 91<br>4-1 11 G5-3 BB | 2 | 0 | 1 | 1 | 1 | 0 | 2 |
| 11 Brett Gardner, L (1, 7)<br>OBP: 0.349, SLG: 0.343 | | F FF 89<br>D CU 76<br>B FF 88<br>F FF 87<br>B FF 88<br>F FF 88<br>T FF 88<br>3-2 ③ K<br>2-3 | | | C FF 84<br>X CU 75<br>0-1 2 F9 66 1B 1B | | C FF 95<br>X FF 95<br>0-1 22 FC4-6 1B<br>1-2 | | B CU 82<br>C SL 83<br>B FF 91<br>C SL 85<br>X SL 84<br>2-2 ② G5-3<br>1-2 | 4 | 0 | 2 | 0 | 0 | 1 | 2 |
| 66 John Ryan Murphy, R (1, 2)<br>OBP: 0.316, SLG: 0.526<br>34 Brian McCann, L (9, PH)<br>OBP: 0.262, SLG: 0.373 | | | C FF 88<br>B CU 74<br>B CH 68<br>C FC 86<br>X CH 72<br>2-2 ① F9 | | C CU 73<br>F CU 74<br>B FF 88<br>X SI 87<br>1-2 1-2 1B | | B FF 94<br>C FF 94<br>B FF 96<br>F FF 97<br>B FF 96<br>F FF 97<br>X SI 97<br>3-2 ① F9 | | C SL 83<br>X SL 84<br>0-1 ③ L8 | 3<br>1 | 0<br>0 | 1<br>0 | 0<br>0 | 0<br>0 | 0<br>0 | 2<br>1 |
| Inning Stats | R: 0<br>E: 0<br>K: 0<br>S: 6<br>H: 0<br>LOB: 0<br>BB: 0<br>P: 9 | R: 1<br>E: 0<br>K: 1<br>S: 10<br>H: 2<br>LOB: 1<br>BB: 0<br>P: 15 | R: 0<br>E: 0<br>K: 0<br>S: 7<br>H: 0<br>LOB: 0<br>BB: 0<br>P: 13 | R: 0<br>E: 0<br>K: 0<br>S: 14<br>H: 1<br>LOB: 2<br>BB: 1<br>P: 22 | R: 0<br>E: 0<br>K: 1<br>S: 14<br>H: 2<br>LOB: 2<br>BB: 0<br>P: 18 | R: 0<br>E: 0<br>K: 1<br>S: 5<br>H: 0<br>LOB: 0<br>BB: 0<br>P: 5 | R: 0<br>E: 0<br>K: 0<br>S: 14<br>H: 2<br>LOB: 2<br>BB: 0<br>P: 19 | R: 0<br>E: 0<br>K: 1<br>S: 6<br>H: 0<br>LOB: 0<br>BB: 0<br>P: 7 | R: 0<br>E: 0<br>K: 0<br>S: 9<br>H: 0<br>LOB: 1<br>BB: 1<br>P: 18 | 1B: 5<br>2B: 2<br>3B: 0<br>HR: 0<br>SF: 1<br>SAC: 0<br>DP: 0<br>HBP: 0 | | | | | | WP: 1<br>PB: 0<br>SB: 0<br>CS: 0<br>PA: 36 |

| PITCHER | | IP | WLS | BF | H | R | ER | SO | BB | IBB | HBP | BLK | WP | HR | S | P | ERA | WHIP |
|---|---|---|---|---|---|---|---|---|---|---|---|---|---|---|---|---|---|---|
| 40 Erik Bedard, L<br>ERA: 4.35 | (1, 1) | 6.0 | W | 25 | 6 | 1 | 1 | 3 | 1 | 0 | 0 | 0 | 1 | 0 | 58 | 85 | 1.50 | 1.167 |
| 57 Jake McGee, L<br>ERA: 1.88 | (7, 1) | 1.0 | | 4 | 1 | 0 | 0 | 0 | 0 | 0 | 0 | 0 | 0 | 0 | 12 | 16 | 0.00 | 1.000 |
| 62 Joel Peralta, R<br>ERA: 4.26 | (8, 1) | 1.0 | | 3 | 0 | 0 | 0 | 1 | 0 | 0 | 0 | 0 | 0 | 0 | 6 | 7 | 0.00 | 0.000 |
| 50 Grant Balfour, R<br>ERA: 4.73 | (9, 1) | 1.0 | | 4 | 0 | 0 | 0 | 0 | 1 | 0 | 0 | 0 | 0 | 0 | 9 | 18 | 0.00 | 1.000 |

| PITCHER | IP | WLS | BF | H | R | ER | SO | BB | IBB | HBP | BLK | WP | HR | S | P | ERA | WHIP |
|---|---|---|---|---|---|---|---|---|---|---|---|---|---|---|---|---|---|

# Baltimore Orioles @ Tampa Bay Rays

Tropicana Field, St. Petersburg, FL

Tue May 06 2014, 7:14 PM - 11:06 PM EDT

Att. 11,855 - Dome - 72 F

TOP

livebaseballscorecards.com

| Batter | 1 | 2 | 3 | 4 | 5 | 6 | 7 | 8 | 9 | AB | R | H | RBI | BB | SO | LOB |
|---|---|---|---|---|---|---|---|---|---|---|---|---|---|---|---|---|
| 21 Nick Markakis, L (1, 9)<br>OBP: 0.362, SLG: 0.408 | C FF 94<br>F SL 87<br>B SI 95<br>F FF 94<br>F SL 88<br>B SI 96<br>X CH 86<br>2-2<br>13<br>G1-6-3<br>1B | | B SL 87<br>C SL 86<br>B FF 95<br>B SI 94<br>X SL 86<br>3-1 ②<br>G4-3 | | D SL 85<br>B FF 94<br>C FF 94<br>B SL 88<br>D SL 87<br>4-1<br>13<br>1B<br>BB | | B CH 77<br>X CH 79<br>1-0 ②<br>F8 | C CH 83<br>F FF 93<br>X CH 86<br>0-2 ②<br>FC4-6<br>13<br>BB<br>1-2f<br>2-3<br>3-H | | 4 | 0 | 1 | 1 | 1 | 0 | 2 |
| 13 Manny Machado, R (1, 5)<br>OBP: 0.273, SLG: 0.200 | X FF 94<br>0-0 ① ②<br>G1-6-3<br>1-2f | | B FF 94<br>S SL 86<br>S SL 86<br>B FF 96<br>X SL 88<br>2-2 ③<br>G4-3 | | X FF 92<br>0-0<br>1-2<br>2-3<br>1B | | B FC 91<br>B CH 79<br>C CH 79<br>C FC 91<br>B FC 92<br>B FC 92<br>4-2<br>23<br>1B<br>BB | B CH 84<br>B FF 92<br>C CH 83<br>B FF 92<br>F CH 83<br>F CH 85<br>B CH 84<br>4-2<br>1-2<br>BB | | 3 | 0 | 1 | 0 | 2 | 0 | 1 |
| 23 Nelson Cruz, R (1, 7)<br>OBP: 0.370, SLG: 0.588<br>9 David Lough, L (9, 7)<br>OBP: 0.221, SLG: 0.234 | C FF 95<br>S SL 89<br>S SL 88<br>0-3 ③<br>K | | | F SL 85<br>S SL 86<br>X SL 86<br>0-2<br>32<br>E<br>2<br>SF7<br>10<br>1B<br>1B | C SL 86<br>B FF 95<br>F FF 95<br>F SL 88<br>B SI 96<br>F FF 95<br>S SL 88<br>2-3 ①<br>K | | B FC 86<br>X FC 87<br>1-0<br>1-2<br>1B | C FF 92<br>S CH 84<br>D CH 85<br>B CH 85<br>X CH 84<br>2-2 ③<br>F8 | | 5<br>0 | 1<br>0 | 2<br>0 | 0<br>0 | 0<br>0 | 2<br>0 | 6<br>0 |
| 10 Adam Jones, R (1, 8)<br>OBP: 0.271, SLG: 0.341 | | B FF 93<br>C SL 85<br>F FF 95<br>B FF 94<br>B SL 87<br>X SL 87<br>3-2 ①<br>G4-3 | | S SI 94<br>F FF 93<br>F SI 95<br>D SL 87<br>X FF 95<br>1-2<br>2<br>SF7<br>32<br>E<br>1-2<br>1B | B FF 94<br>S SI 94<br>X FF 95<br>1-1 ②<br>SF8<br>3-H | | S FC 87<br>F SL 88<br>B FF 90<br>D FS 82<br>X FC 88<br>2-2 ③<br>L8 | | B FF 92<br>B CH 83<br>F FF 91<br>C CH 83<br>B CH 87<br>F FF 92<br>S CH 85<br>3-3 ①<br>K | 4 | 0 | 1 | 1 | 0 | 1 | 2 |
| 32 Matt Wieters, S (1, 10)<br>OBP: 0.374, SLG: 0.560 | | B SL 86<br>T SL 87<br>X FF 95<br>1-1<br>1B | | D SL 87<br>X SL 86<br>1-0<br>FC4<br>2<br>SF7<br>1-2<br>2-3 | F SI 96<br>C SI 94<br>X SL 87<br>0-2 ③<br>F9 | | | B CU 77<br>F CU 76<br>B CU 76<br>X FF 89<br>2-1<br>45<br>2B<br>3<br>1B<br>1B | B CH 84<br>B CH 83<br>B FF 92<br>X SI 90<br>3-0 ②<br>P5 | 5 | 1 | 2 | 0 | 0 | 0 | 4 |
| 2 J.J. Hardy, R (1, 6)<br>OBP: 0.270, SLG: 0.301 | | C SI 93<br>F FF 94<br>B FF 96<br>D SL 88<br>D SL 89<br>S SL 86<br>3-3 ②<br>K | | B FF 95<br>B SI 93<br>F SL 85<br>X SL 86<br>2-1 ①<br>SF7<br>1-2<br>2-3<br>3-H | | C FC 92<br>X CH 79<br>0-1 ①<br>G6-3 | | F FF 88<br>F FF 88<br>B FF 89<br>C FF 89<br>1-3 ①<br>K | B FF 92<br>X FF 92<br>1-0 ③<br>F8 | 4 | 0 | 0 | 1 | 0 | 2 | 2 |
| 45 Steve Clevenger, L (1, 2)<br>OBP: 0.314, SLG: 0.452 | | D SI 95<br>B FF 94<br>C SL 86<br>T FF 95<br>C FF 95<br>2-3 ③<br>K | | B FF 95<br>B FF 94<br>B SL 87<br>C SL 86<br>S SL 86<br>3-3 ②<br>K | | B CH 79<br>C FF 92<br>X CH 78<br>1-1 ②<br>G5-3 | | C CU 76<br>X FS 80<br>0-1<br>3<br>1B<br>21<br>FC4-6<br>1-3<br>2B | | 4 | 1 | 1 | 0 | 0 | 2 | 3 |
| 28 Steve Pearce, R (1, 3)<br>OBP: 0.258, SLG: 0.433 | | | C SL 84<br>C SL 85<br>B FF 95<br>F SL 86<br>B SL 88<br>B SL 88<br>F FF 94<br>X SL 87<br>3-2<br>HR | X FF 95<br>0-0 ③<br>G5-3 | | C FF 92<br>S FC 94<br>B FF 94<br>F CH 80<br>F FC 94<br>B SL 85<br>F CH 79<br>F FF 93<br>B FF 93<br>3-3<br>S CH 80<br>K2-3 | | F FS 83<br>D FS 83<br>B CU 79<br>F CU 78<br>F FS 82<br>B FS 83<br>B FF 89<br>4-2<br>21<br>FC4-6<br>3<br>1B<br>BB | 3 | 1 | 1 | 1 | 1 | 1 | 2 |
| 3 Ryan Flaherty, L (1, 4)<br>OBP: 0.282, SLG: 0.268 | | | C FF 94<br>S SL 87<br>B FF 95<br>B FF 96<br>B FF 95<br>C FF 95<br>3-3 ①<br>K | | F FF 93<br>B CH 85<br>B FF 94<br>S SL 87<br>X SL 87<br>2-2<br>13<br>1B<br>10<br>SF8<br>2B | | S FC 89<br>B CH 79<br>X CH 80<br>1-1 ①<br>G1-3 | C CU 78<br>D FS 83<br>F FS 82<br>X FS 82<br>1-2<br>21<br>FC4-6<br>1-2<br>2-3<br>3-H<br>1B | | 4 | 1 | 2 | 1 | 0 | 1 | 0 |

| Inning Stats | | | | | | | | | | | | | | | | | | | | | | | | | | | | | | | |
|---|---|---|---|---|---|---|---|---|---|---|---|---|---|---|---|---|---|---|---|---|---|---|---|---|---|---|---|---|---|---|---|
| | R: 0 | E: 0 | K: 1 | S: 9 | H: 1 | LOB: 0 | BB: 0 | P: 11 | R: 0 | E: 0 | K: 2 | S: 11 | H: 1 | LOB: 1 | BB: 0 | P: 20 | R: 1 | E: 0 | K: 1 | S: 13 | H: 1 | LOB: 0 | BB: 0 | P: 24 | R: 1 | E: 1 | K: 1 | S: 14 | H: 2 | LOB: 2 | BB: 0 | P: 21 |
| | R: 1 | E: 0 | K: 1 | S: 15 | H: 2 | LOB: 2 | BB: 1 | P: 24 | R: 0 | E: 0 | K: 1 | S: 11 | H: 0 | LOB: 0 | BB: 0 | P: 15 | R: 0 | E: 0 | K: 0 | S: 9 | H: 1 | LOB: 2 | BB: 1 | P: 18 | R: 2 | E: 0 | K: 1 | S: 22 | H: 3 | LOB: 3 | BB: 2 | P: 36 |
| | R: 0 | E: 0 | K: 1 | S: 6 | H: 0 | LOB: 0 | BB: 0 | P: 13 | 1B: 8 | 2B: 2 | 3B: 0 | HR: 1 | SF: 2 | SAC: 0 | DP: 1 | HBP: 0 | WP: 0 | PB: 0 | SB: 0 | CS: 0 | PA: 42 | | | | | | | | | | | |

| PITCHER | | IP | WLS | BF | H | R | ER | SO | BB | IBB | HBP | BLK | WP | HR | S | P | ERA | WHIP |
|---|---|---|---|---|---|---|---|---|---|---|---|---|---|---|---|---|---|---|
| 22 Chris Archer, R<br>ERA: 4.91 | (1, 1) | 5.0 | | 23 | 7 | 3 | 3 | 6 | 1 | 0 | 0 | 0 | 0 | 1 | 62 | 100 | 5.40 | 1.600 |
| 26 Brad Boxberger, R<br>ERA: | (6, 1) | 1.2 | | 6 | 0 | 0 | 0 | 1 | 1 | 0 | 0 | 0 | 0 | 0 | 16 | 26 | 0.00 | 0.600 |
| 47 Brandon Gomes, R<br>ERA: 2.87 | (7, 1) | 0.1 | | 2 | 1 | 0 | 0 | 0 | 0 | 0 | 0 | 0 | 0 | 0 | 4 | 7 | 0.00 | 3.000 |
| 62 Joel Peralta, R<br>ERA: 5.54 | (8, 1) | 0.1 | L | 5 | 3 | 2 | 2 | 1 | 1 | 0 | 0 | 0 | 0 | 0 | 13 | 21 | 54.00 | 12.000 |
| 46 Juan Carlos Oviedo, R<br>ERA: 4.05 | (8, 1) | 1.2 | | 6 | 0 | 0 | 0 | 1 | 1 | 0 | 0 | 0 | 0 | 0 | 15 | 28 | 0.00 | 0.600 |

| PITCHER | IP | WLS | BF | H | R | ER | SO | BB | IBB | HBP | BLK | WP | HR | S | P | ERA | WHIP |
|---|---|---|---|---|---|---|---|---|---|---|---|---|---|---|---|---|---|

| | |
|---|---|
| AB | 36 |
| R | 5 |
| H | 11 |
| RBI | 5 |
| BB | 4 |
| SO | 9 |
| LOB | 22 |

# BOTTOM

Baltimore Orioles @ Tampa Bay Rays
Tropicana Field, St. Petersburg, FL
Tue May 06 2014, 7:14 PM - 11:06 PM EDT
Att. 11,855 - Dome - 72 F

livebaseballscorecards.com

| Batter | 1 | 2 | 3 | 4 | 5 | 6 | 7 | 8 | 9 | AB | R | H | RBI | BB | SO | LOB |
|---|---|---|---|---|---|---|---|---|---|---|---|---|---|---|---|---|
| 18 Ben Zobrist, S (1, 4) (9, 7)<br>OBP: 0.352, SLG: 0.381 | B FC 87<br>C SL 86<br>X CH 79<br>1-1 ① F9 | | C KC 74<br>T FC 90<br>X KC 76<br>0-2 ② F7 | | B FC 89<br>X CH 82<br>1-0 8 FC6-4<br>1-2 1B | | B SI 86<br>X FF 86<br>1-0 ② SF8<br>3-H | | I IN 80<br>I IN 80<br>I IN 81<br>I IN 80<br>4-0 IBB | 3 | 0 | 1 | 1 | 1 | 0 | 0 |
| 8 Desmond Jennings, R (1, 8)<br>OBP: 0.371, SLG: 0.482 | C SL 87<br>C CH 79<br>X FF 91<br>0-2 ② F9 | | X KC 75<br>0-0 ③ G4-3 | | B KC 74<br>C KC 74<br>X CH 81<br>1-1 ③ FC6-4<br>1-2f | | B SL 80<br>C SL 79<br>X SL 79<br>1-1 ③ FC5-4<br>1-2f | | C CU 82<br>X CU 82<br>0-1 ② F9 | 5 | 0 | 0 | 0 | 0 | 0 | 7 |
| 20 Matt Joyce, L (1, 7)<br>OBP: 0.402, SLG: 0.446<br>11 Logan Forsythe, R (8, PH)<br>OBP: 0.254, SLG: 0.237 (9, 4) | C CH 80<br>X FC 87<br>0-1 3 HR 1B | | | B KC 73<br>C FC 88<br>B KC 74<br>L CH 80<br>X CH 82<br>2-2 ① G4-3 | | C FC 88<br>X CH 82<br>0-1 ① F9 | | B SI 93<br>C SI 92<br>S SI 94<br>X SI 94<br>1-2 ① G6-3 | B FC 93<br>C CU 81<br>C CU 82<br>S CU 83<br>1-3 ③ K | 3<br>2 | 1<br>0 | 1<br>0 | 0<br>0 | 0<br>0 | 0<br>1 | 0<br>3 |
| 3 Evan Longoria, R (1, 5)<br>OBP: 0.338, SLG: 0.431 | F FC 88<br>T FC 90<br>X FF 91<br>0-2 1-H HR | | | B FC 90<br>B CH 82<br>F CH 82<br>C FC 91<br>S KC 76<br>2-3 ② K | | X FC 90<br>0-0 ② L8 | | B SI 94<br>B SI 94<br>B SI 94<br>B SI 93<br>4-0 9 FC6-4 BB | | 3 | 1 | 1 | 2 | 1 | 1 | 0 |
| 21 James Loney, L (1, 3)<br>OBP: 0.397, SLG: 0.443 | B CH 81<br>C CH 81<br>B KC 74<br>C FC 89<br>F KC 75<br>X CH 82<br>2-2 ③ G4-3 | | | C FC 92<br>C FC 92<br>B KC 78<br>B KC 76<br>B CH 83<br>B CH 82<br>4-2 BB | | C FC 89<br>B FF 91<br>B CH 82<br>F CH 82<br>B FC 92<br>F FC 92<br>X FC 91<br>3-2 ③ G5-3 | | F SI 94<br>F SI 94<br>B SL 79<br>C SL 79<br>1-3 ② K | | 3 | 0 | 0 | 0 | 1 | 1 | 1 |
| 9 Wil Myers, R (1, 9)<br>OBP: 0.314, SLG: 0.392 | | B FF 90<br>X KC 72<br>1-0 E5 7 G6-4-3 | | S FC 91<br>C FC 92<br>B FC 91<br>S KC 76<br>1-3 ③ K | | | B SL 82<br>B KC 72<br>C FC 89<br>B CH 80<br>X FC 91<br>3-1 11 FC3-6 7 BB 1B | C SI 95<br>D SI 95<br>X SI 95<br>1-1 ③ FC6-4<br>1-2f | | 4 | 0 | 1 | 0 | 0 | 1 | 2 |
| 7 David DeJesus, L (1, 10)<br>OBP: 0.337, SLG: 0.370 | | C FC 89<br>B FC 89<br>C KC 74<br>F FC 89<br>X KC 74<br>1-2 ① ② G6-4-3<br>1-2f | | | C SL 87<br>X KC 74<br>0-1 ① G4-3 | | C FC 89<br>C FC 90<br>B CH 86<br>F FC 88<br>D KC 76<br>F CH 82<br>D KC 76<br>1 SAFE<br>F FC 91<br>4-2 F FC 91<br>B FC 91<br>24 HBP 18 SF8 11 FC3-6<br>1-2 BB | | B SI 95<br>S FF 95<br>B CU 82<br>X FF 96<br>2-1 24 SH5-4 11 WP 1B | 3 | 1 | 1 | 0 | 1 | 0 | 1 |
| 11 Yunel Escobar, R (1, 6)<br>OBP: 0.307, SLG: 0.336<br>1 Sean Rodríguez, R (9, PR)<br>OBP: 0.302, SLG: 0.592 | | B KC 73<br>X CH 80<br>1-0 ③ G5-3 | | | B FC 88<br>B SL 84<br>C CH 80<br>X FC 90<br>2-1 ② F9 | | X<br>0-0 ① FC3-6 24 HBP<br>1-2<br>2-3f | | C FF 96<br>C FF 96<br>B FF 96<br>B CU 82<br>D CU 85<br>B FF 96<br>4-2 24 SH5-4<br>1-2 BB | 3<br>0 | 0<br>0 | 0<br>0 | 0<br>0 | 1<br>0 | 0<br>0 | 2<br>0 |
| 24 Ryan Hanigan, R (1, 2)<br>OBP: 0.341, SLG: 0.438 | | | C FC 88<br>B KC 73<br>B KC 72<br>B FC 90<br>C FC 90<br>F FC 91<br>X FC 91<br>3-2 ① G6-3 | | B KC 73<br>B FC 89<br>B FC 90<br>C FC 90<br>F FF 91<br>X FF 91<br>3-2 18 1B 1B | | C SL 78<br>S FF 96<br>H FF 87<br>1-2 8 FC5-4<br>1-2<br>2-3 HBP | | L FC 94<br>X FC 95<br>0-1 ① SH5-4<br>1-2<br>2-3 | 2 | 0 | 1 | 0 | 0 | 0 | 0 |

| | AB | 31 |
|---|---|---|
| | R | 3 |
| | H | 6 |
| | RBI | 3 |
| | BB | 5 |
| | SO | 4 |
| | LOB | 16 |

| Inning Stats | | | | | | | | | | | | | | | | | | | | |
|---|---|---|---|---|---|---|---|---|---|---|---|---|---|---|---|---|---|---|---|---|
| | R: 2 | H: 2 | R: 0 | H: 0 | R: 0 | H: 0 | R: 0 | H: 0 | R: 0 | H: 2 | R: 0 | H: 0 | R: 1 | H: 1 | R: 0 | H: 0 | R: 0 | H: 1 | 1B: 5 | SF: 1 | WP: 1 | PA: 39 |
| | E: 0 | LOB: 0 | E: 1 | LOB: 0 | E: 0 | LOB: 0 | E: 0 | LOB: 1 | E: 0 | LOB: 0 | E: 0 | LOB: 0 | E: 0 | LOB: 2 | E: 0 | LOB: 1 | E: 0 | LOB: 3 | 2B: 0 | SAC: 1 | PB: 0 | |
| | K: 0 | BB: 0 | K: 0 | BB: 0 | K: 0 | BB: 0 | K: 2 | BB: 1 | K: 0 | BB: 2 | K: 0 | BB: 0 | K: 0 | BB: 1 | K: 1 | BB: 1 | K: 1 | BB: 2 | 3B: 0 | DP: 1 | SB: 0 | |
| | S: 14 | P: 17 | S: 6 | P: 9 | S: 8 | P: 11 | S: 11 | P: 20 | S: 10 | P: 17 | S: 7 | P: 10 | S: 14 | P: 24 | S: 8 | P: 15 | S: 11 | P: 22 | HR: 1 | HBP: 1 | CS: 0 | |

| PITCHER | | IP | WLS | BF | H | R | ER | SO | BB | IBB | HBP | BLK | WP | HR | S | P | ERA | WHIP |
|---|---|---|---|---|---|---|---|---|---|---|---|---|---|---|---|---|---|---|
| 30 Chris Tillman, R<br>ERA: 3.8 | (1, 1) | 6.0 | | 25 | 5 | 3 | 3 | 2 | 2 | 0 | 0 | 0 | 0 | 1 | 64 | 99 | 4.50 | 1.167 |
| 56 Darren O'Day, R<br>ERA: 0.75 | (7, 1) | 1.0 | W | 4 | 0 | 0 | 0 | 0 | 0 | 0 | 1 | 0 | 0 | 0 | 6 | 9 | 0.00 | 0.000 |
| 53 Zack Britton, L<br>ERA: 0.93 | (8, 1) | 1.0 | H | 4 | 0 | 0 | 0 | 1 | 1 | 0 | 0 | 0 | 0 | 0 | 8 | 15 | 0.00 | 1.000 |
| 29 Tommy Hunter, R<br>ERA: 2.31 | (9, 1) | 1.0 | S | 6 | 1 | 0 | 0 | 1 | 1 | 1 | 0 | 0 | 1 | 0 | 11 | 22 | 0.00 | 2.000 |

| PITCHER | IP | WLS | BF | H | R | ER | SO | BB | IBB | HBP | BLK | WP | HR | S | P | ERA | WHIP |
|---|---|---|---|---|---|---|---|---|---|---|---|---|---|---|---|---|---|

# Baltimore Orioles @ Tampa Bay Rays

Tropicana Field, St. Petersburg, FL

Wed May 07 2014, 7:12 PM - 10:19 PM EDT

Att. 11,282 - Dome - 72 F

TOP

livebaseballscorecards.com

| Batter | 1 | 2 | 3 | 4 | 5 | 6 | 7 | 8 | 9 | AB | R | H | RBI | BB | SO | LOB |
|---|---|---|---|---|---|---|---|---|---|---|---|---|---|---|---|---|
| 21 Nick Markakis, L (1, 9)<br>OBP: 0.366, SLG: 0.406 | C FF 89<br>F FF 90<br>B SL 84<br>B SL 85<br>X FF 89<br>2-2<br>23<br>G6-4-3<br>1B | | B FF 89<br>B SL 84<br>B FF 91<br>B FF 90<br>4-0<br>13<br>G4-6-3<br>BB | | C FF 90<br>F CU 69<br>X SL 82<br>0-2 ③<br>G3-1 | | | C SI 93<br>B CU 76<br>C SI 94<br>B SI 96<br>C SI 95<br>2-3 ①<br>K | | 3 | 0 | 1 | 0 | 1 | 1 | 0 |
| 13 Manny Machado, R (1, 5)<br>OBP: 0.231, SLG: 0.167 | D FF 90<br>F FF 90<br>F FF 90<br>D SL 85<br>F FF 90<br>X FF 90<br>2-2 ①<br>F8 | | B FF 91<br>C FF 90<br>B CH 85<br>F FF 91<br>F CH 85<br>X FF 91<br>2-2 ①②<br>G4-6-3<br>1-2f | | | X FF 87<br>0-0 ①<br>L8 | | X SI 94<br>0-0 ②<br>L4 | | 4 | 0 | 0 | 0 | 0 | 0 | 2 |
| 23 Nelson Cruz, R (1, 7)<br>OBP: 0.359, SLG: 0.568<br>9 David Lough, L (8, 7)<br>OBP: 0.221, SLG: 0.234 | D FF 89<br>C FF 90<br>F FF 90<br>B FF 90<br>X CH 84<br>2-2 ②③<br>G6-4-3<br>1-2f | | C FF 92<br>F FF 91<br>B FF 90<br>B CU 68<br>B FF 90<br>C CU 70<br>3-3 ③<br>K | | | C CU 67<br>B CH 83<br>S CH 82<br>C FF 89<br>1-3 ②<br>K | | C SI 95<br>S SI 95<br>B SI 96<br>X FF 96<br>1-2 ③<br>G5-3 | | 4<br>0 | 0<br>0 | 0<br>0 | 0<br>0 | 0<br>0 | 2<br>0 | 1<br>0 |
| 10 Adam Jones, R (1, 8)<br>OBP: 0.278, SLG: 0.394 | | X FF 89<br>0-0<br>HR | | X CH 86<br>0-0<br>HR | | X FC 88<br>0-0 ③<br>F9 | | | B SL 75<br>C SL 75<br>S SI 93<br>X SL 77<br>1-2 ①<br>G4-3 | 4 | 2 | 2 | 2 | 0 | 0 | 0 |
| 2 J.J. Hardy, R (1, 6)<br>OBP: 0.269, SLG: 0.299 | | C FF 90<br>X FF 88<br>0-1<br>E4<br>6<br>FC3-6<br>28<br>BB | | X FF 89<br>0-0 ①<br>L4 | | | B FC 87<br>C FC 85<br>X FC 86<br>1-1 ①<br>F8 | | B FF 94<br>B FF 94<br>X FF 93<br>2-0<br>27<br>1B<br>1B | 4 | 0 | 1 | 0 | 0 | 0 | 0 |
| 27 Delmon Young, R (1, 10)<br>OBP: 0.351, SLG: 0.426 | | C FF 88<br>B CH 84<br>S CH 85<br>C FF 89<br>1-3 ①<br>K | | B CU 71<br>F CH 84<br>B SL 83<br>X SL 83<br>2-1 ②<br>L6 | | | B FC 87<br>F SI 90<br>B FC 88<br>C FC 88<br>F SI 91<br>B FC 87<br>X FC 85<br>3-2 ②<br>G6-3 | | C SL 77<br>X SL 77<br>0-1<br>1-2<br>1B | 4 | 0 | 1 | 0 | 0 | 1 | 1 |
| 28 Steve Pearce, R (1, 3)<br>OBP: 0.286, SLG: 0.424 | | B CH 84<br>B FF 90<br>D CH 84<br>C FF 90<br>F FF 90<br>B CH 84<br>4-2<br>6<br>FC3-6<br>1-2<br>BB | | B FF 90<br>X FF 90<br>1-0 ③<br>P3 | | | S FC 87<br>X FC 87<br>0-1<br>6<br>HR<br>1B | | C SI 92<br>F FF 93<br>F FS 78<br>S SI 93<br>0-3 ②<br>K | 3 | 1 | 1 | 0 | 1 | 1 | 2 |
| 6 Jonathan Schoop, R (1, 4)<br>OBP: 0.277, SLG: 0.400 | | F FF 90<br>S SL 84<br>B FF 89<br>X SL 84<br>1-2 ②<br>FC3-6<br>1-2f<br>2-3 | | | C FF 89<br>F CH 83<br>S CU 67<br>0-3 ①<br>K2-3 | | C FC 86<br>F FC 87<br>X SI 90<br>0-2<br>1-H<br>HR | | B SL 75<br>F FF 94<br>F FS 78<br>S SL 77<br>1-3 ③<br>K2-3 | 4 | 1 | 1 | 2 | 0 | 2 | 4 |
| 36 Caleb Joseph, R (1, 2) | | B FF 90<br>X FF 90<br>1-0 ③<br>G5-3 | | | B FF 90<br>X FF 90<br>1-0 ②<br>F9 | | C FC 86<br>X FC 86<br>0-1 ③<br>G5-3 | | | 3 | 0 | 0 | 0 | 0 | 0 | 2 |

| | AB | 33 |
|---|---|---|
| | R | 4 |
| | H | 7 |
| | RBI | 4 |
| | BB | 2 |
| | SO | 7 |
| | LOB | 12 |

| Inning Stats | | | | | | | | | | | | | | | | | | |
|---|---|---|---|---|---|---|---|---|---|---|---|---|---|---|---|---|---|---|
| | R: 0<br>E: 0<br>K: 0<br>S: 10 | H: 1<br>LOB: 0<br>BB: 0<br>P: 16 | R: 1<br>E: 1<br>K: 1<br>S: 12 | H: 1<br>LOB: 2<br>BB: 1<br>P: 19 | R: 0<br>E: 0<br>K: 1<br>S: 7 | H: 0<br>LOB: 0<br>BB: 1<br>P: 16 | R: 1<br>E: 0<br>K: 0<br>S: 5 | H: 1<br>LOB: 0<br>BB: 0<br>P: 8 | R: 0<br>E: 0<br>K: 1<br>S: 7 | H: 0<br>LOB: 0<br>BB: 0<br>P: 8 | R: 0<br>E: 0<br>K: 1<br>S: 5 | H: 0<br>LOB: 0<br>BB: 0<br>P: 6 | R: 2<br>E: 0<br>K: 0<br>S: 13 | H: 2<br>LOB: 0<br>BB: 0<br>P: 17 | R: 0<br>E: 0<br>K: 1<br>S: 7 | H: 0<br>LOB: 0<br>BB: 0<br>P: 10 | R: 0<br>E: 0<br>K: 2<br>S: 13 | H: 2<br>LOB: 2<br>BB: 0<br>P: 17 |

| 1B: 4 | SF: 0 |
|---|---|
| 2B: 0 | SAC: 0 |
| 3B: 0 | DP: 2 |
| HR: 3 | HBP: 0 |

| WP: 0 | PA: 35 |
|---|---|
| PB: 0 | |
| SB: 0 | |
| CS: 0 | |

| PITCHER | | IP | WLS | BF | H | R | ER | SO | BB | IBB | HBP | BLK | WP | HR | S | P | ERA | WHIP |
|---|---|---|---|---|---|---|---|---|---|---|---|---|---|---|---|---|---|---|
| 27 Cesár Ramos, L<br>ERA: 2.96 | (1, 1) | 5.2 | | 21 | 3 | 2 | 2 | 4 | 2 | 0 | 0 | 0 | 0 | 2 | 45 | 72 | 3.18 | 0.882 |
| 47 Brandon Gomes, R<br>ERA: 3.71 | (6, 1) | 1.1 | L | 6 | 2 | 2 | 2 | 0 | 0 | 0 | 0 | 0 | 0 | 1 | 14 | 18 | 13.50 | 1.500 |
| 57 Jake McGee, L<br>ERA: 1.76 | (8, 1) | 1.0 | | 3 | 0 | 0 | 0 | 1 | 0 | 0 | 0 | 0 | 0 | 0 | 7 | 10 | 0.00 | 0.000 |
| 52 Josh Lueke, R<br>ERA: 4.58 | (9, 1) | 1.0 | | 5 | 2 | 0 | 0 | 2 | 0 | 0 | 0 | 0 | 0 | 0 | 13 | 17 | 0.00 | 2.000 |

| PITCHER | IP | WLS | BF | H | R | ER | SO | BB | IBB | HBP | BLK | WP | HR | S | P | ERA | WHIP |
|---|---|---|---|---|---|---|---|---|---|---|---|---|---|---|---|---|---|

# Baltimore Orioles @ Tampa Bay Rays

Tropicana Field, St. Petersburg, FL

Wed May 07 2014, 7:12 PM - 10:19 PM EDT

Att. 11,282 - Dome - 72 F

livebaseballscorecards.com

| Batter | 1 | 2 | 3 | 4 | 5 | 6 | 7 | 8 | 9 | AB | R | H | RBI | BB | SO | LOB |
|---|---|---|---|---|---|---|---|---|---|---|---|---|---|---|---|---|
| 18 Ben Zobrist, S (1, 4)<br>OBP: 0.347, SLG: 0.369 | C FF 92<br>B FF 93<br>B FF 92<br>F FF 93<br>B FF 94<br>B CH 87<br>4-2<br>BB | | F FF 93<br>B FF 94<br>C FF 92<br>B CH 85<br>F SL 84<br>S SL 88<br>2-3 ②<br>K | | B CH 87<br>B FF 92<br>B FF 93<br>C SL 92<br>X FF 92<br>3-1 ②<br>L6 | | B SI 92<br>C CH 82<br>C SL 81<br>B SI 92<br>F SL 81<br>B SI 92<br>X SL 81<br>3-2 ②<br>G4-3 | | F SI 96<br>X FC 92<br>0-1 ②<br>L6 | 4 | 0 | 0 | 0 | 1 | 1 | 4 |
| 8 Desmond Jennings, R (1, 8)<br>OBP: 0.358, SLG: 0.462 | F SL 86<br>1 SAFE<br>L SL 86<br>B FF 93<br>F FF 94<br>1 SAFE<br>S SL 88<br>1-3 ①<br>K | | C SL 85<br>B FF 94<br>F FF 93<br>B SL 86<br>F FF 94<br>F SL 86<br>X FF 93<br>2-2 ③<br>FC6-4<br>1-2f | | C SL 86<br>C SL 84<br>T FF 93<br>0-2 ③<br>K | | C SI 92<br>B SI 92<br>X SI 92<br>1-1 ③<br>G4-3 | | C FF 95<br>B FF 96<br>X CU 84<br>1-1 ③<br>L1 | 5 | 0 | 0 | 0 | 0 | 2 | 5 |
| 20 Matt Joyce, L (1, 7)<br>OBP: 0.396, SLG: 0.437 | F CH 86<br>B FF 93<br>1 SAFE<br>C FF 94<br>D SL 88<br>1 SAFE<br>S FF 94<br>2-3 ②<br>K | | | B FF 93<br>B FF 93<br>B FF 93<br>X FF 92<br>3-1<br>3<br>G6-3<br>1B | | C FF 92<br>F SL 86<br>B SI 94<br>B SL 87<br>B FF 93<br>X FF 92<br>3-2 ①<br>G4-3 | | S SI 92<br>C SI 93<br>F SI 94<br>B SI 94<br>B SI 93<br>X SI 93<br>2-2 ①<br>G3 | | 4 | 0 | 1 | 0 | 0 | 1 | 1 |
| 3 Evan Longoria, R (1, 5)<br>OBP: 0.329, SLG: 0.418 | B FF 94<br>X FF 94<br>1-0 ③<br>G4-3 | | | X FF 93<br>0-0 ①<br>G6-3<br>1-2 | | B FF 93<br>B FF 93<br>X FF 93<br>2-0 ②<br>F9 | | F SI 93<br>B SI 93<br>F SI 94<br>S SI 94<br>1-3 ②<br>K | | 4 | 0 | 0 | 0 | 0 | 1 | 2 |
| 21 James Loney, L (1, 3)<br>OBP: 0.400, SLG: 0.436 | | B FF 92<br>C FF 92<br>C FF 93<br>B FF 94<br>F SL 88<br>B FF 94<br>F FF 94<br>B SL 84<br>4-2<br>9<br>G6-4-3<br>BB | | B FF 92<br>F FF 93<br>T SL 87<br>T FF 94<br>1-2 ②<br>K | | F FF 93<br>B CH 86<br>B SI 93<br>H SL 86<br>3-1<br>9<br>1B<br>1<br>1B<br>HBP | | C SI 93<br>X SI 94<br>0-1 ③<br>G1-3 | | 2 | 1 | 0 | 0 | 1 | 1 | 1 |
| 9 Wil Myers, R (1, 9)<br>OBP: 0.319, SLG: 0.403 | | B SL 87<br>C SL 86<br>X FF 94<br>1-1 ①②<br>G6-4-3<br>1-2f | | D SL 86<br>C SL 85<br>B SL 84<br>X FF 94<br>2-1 ③<br>F9 | | B SL 85<br>X SL 84<br>1-0<br>1<br>E<br>1<br>1B<br>1-2<br>1B | | | B FF 95<br>B FC 92<br>X FC 94<br>2-0<br>11<br>1B<br>24<br>1B<br>2B | 4 | 1 | 2 | 0 | 0 | 0 | 2 |
| 7 David DeJesus, L (1, 10)<br>OBP: 0.341, SLG: 0.413<br>1 Sean Rodríguez, R (6, PH)<br>OBP: 0.309, SLG: 0.588<br>(7, 10) | | C FF 93<br>F CH 86<br>B SL 89<br>B CH 85<br>F FF 94<br>F FC 94<br>X SL 85<br>2-2 ③<br>G3-1 | | | X FF 91<br>0-0<br>HR | S CH 81<br>X CH 82<br>0-1<br>E8<br>1-3<br>2-H<br>1B | | | M CU 82<br>C FF 96<br>B FF 96<br>D CU 83<br>B FF 98<br>C CU 85<br>3-3 ①<br>K | 2<br>2 | 1<br>0 | 1<br>1 | 1<br>1 | 0<br>0 | 0<br>1 | 0<br>1 |
| 11 Yunel Escobar, R (1, 6)<br>OBP: 0.313, SLG: 0.336<br>11 Logan Forsythe, R (9, PR)<br>OBP: 0.254, SLG: 0.237 | | | B SL 86<br>C FF 92<br>B FF 94<br>B SL 86<br>B FF 93<br>4-1<br>24<br>FC5-4<br>BB | | T FF 92<br>C FF 92<br>B SL 84<br>X SL 86<br>1-2 ①<br>G6-3 | B SI 92<br>B SL 83<br>X SI 92<br>2-0 ③<br>G4-3 | | | B FC 94<br>D FC 93<br>X FF 96<br>2-0<br>24<br>1B<br>2-3<br>1B | 3<br>0 | 0<br>0 | 1<br>0 | 0<br>0 | 1<br>0 | 0<br>0 | 2<br>0 |
| 24 Ryan Hanigan, R (1, 2)<br>OBP: 0.349, SLG: 0.434<br>5 Brandon Guyer, R (9, PR)<br>OBP: 0.226, SLG: 0.233 | | | X SL 88<br>0-0 ①<br>FC5-4<br>8<br>FC6-4<br>1-2f | | B SL 87<br>B FF 93<br>B FF 92<br>B FF 91<br>4-0<br>BB | | B SI 90<br>B SI 91<br>B SI 90<br>C SI 90<br>C SI 92<br>X SI 91<br>3-2 ①<br>G5-3 | | C CU 82<br>F FC 94<br>B FF 95<br>X FC 91<br>1-2<br>1-3<br>3-H<br>1B | 3<br>0 | 0<br>0 | 1<br>0 | 1<br>0 | 1<br>0 | 0<br>0 | 1<br>0 |
| Inning Stats | R: 0<br>E: 0<br>K: 2<br>S: 10<br>H: 0<br>LOB: 1<br>BB: 1<br>P: 18 | R: 0<br>E: 0<br>K: 0<br>S: 11<br>H: 0<br>LOB: 0<br>BB: 1<br>P: 18 | R: 0<br>E: 0<br>K: 1<br>S: 11<br>H: 0<br>LOB: 1<br>BB: 1<br>P: 19 | R: 0<br>E: 0<br>K: 1<br>S: 8<br>H: 1<br>LOB: 1<br>BB: 0<br>P: 14 | R: 1<br>E: 0<br>K: 1<br>S: 9<br>H: 1<br>LOB: 1<br>BB: 1<br>P: 17 | R: 1<br>E: 1<br>K: 0<br>S: 9<br>H: 2<br>LOB: 2<br>BB: 0<br>P: 20 | R: 0<br>E: 0<br>K: 0<br>S: 9<br>H: 0<br>LOB: 0<br>BB: 0<br>P: 16 | R: 0<br>E: 0<br>K: 1<br>S: 9<br>H: 0<br>LOB: 0<br>BB: 0<br>P: 12 | R: 1<br>E: 0<br>K: 1<br>S: 12<br>H: 3<br>LOB: 2<br>BB: 0<br>P: 21 | 1B: 5<br>2B: 1<br>3B: 0<br>HR: 1<br>SF: 0<br>SAC: 0<br>DP: 1<br>HBP: 1 | | | | | | |

| PITCHER | | IP | WLS | BF | H | R | ER | SO | BB | IBB | HBP | BLK | WP | HR | S | P | ERA | WHIP |
|---|---|---|---|---|---|---|---|---|---|---|---|---|---|---|---|---|---|---|
| 25 Bud Norris, R<br>ERA: 3.82 | (1, 1) | 5.2 | | 24 | 3 | 2 | 2 | 5 | 4 | 0 | 1 | 0 | 0 | 1 | 55 | 101 | 3.18 | 1.235 |
| 17 Brian Matusz, L<br>ERA: 4.22 | (6, 1) | 0.0 | B | 1 | 1 | 0 | 0 | 0 | 0 | 0 | 0 | 0 | 0 | 0 | 2 | 2 | ∞ | ∞ |
| 58 Ryan Webb, R<br>ERA: 4.97 | (6, 1) | 1.1 | W | 4 | 0 | 0 | 0 | 0 | 0 | 0 | 0 | 0 | 0 | 0 | 10 | 19 | 0.00 | 0.000 |
| 53 Zack Britton, L<br>ERA: 0.89 | (8, 1) | 1.0 | H | 3 | 0 | 0 | 0 | 1 | 0 | 0 | 0 | 0 | 0 | 0 | 9 | 12 | 0.00 | 0.000 |
| 29 Tommy Hunter, R<br>ERA: 2.84 | (9, 1) | 1.0 | S | 6 | 3 | 1 | 1 | 1 | 0 | 0 | 0 | 0 | 0 | 0 | 12 | 21 | 9.00 | 3.000 |

| PITCHER | IP | WLS | BF | H | R | ER | SO | BB | IBB | HBP | BLK | WP | HR | S | P | ERA | WHIP |
|---|---|---|---|---|---|---|---|---|---|---|---|---|---|---|---|---|---|

| | |
|---|---|
| AB | 33 |
| R | 3 |
| H | 7 |
| RBI | 3 |
| BB | 4 |
| SO | 7 |
| LOB | 19 |

WP: 0 PA: 38
PB: 0
SB: 0
CS: 0

| Batter | 1 | 2 | 3 | 4 | 5 | 6 | 7 | 8 | 9 | AB | R | H | RBI | BB | SO | LOB |
|---|---|---|---|---|---|---|---|---|---|---|---|---|---|---|---|---|
| 21 Nick Markakis, L (1, 9)<br>OBP: 0.361, SLG: 0.398 | S SI 92<br>X SI 92<br>0-1 ① G3 | | C SI 92<br>C SI 92<br>B SI 94<br>F SI 93<br>F SI 93<br>B SI 94<br>X FC 84<br>2-2 1B | | X KC 78<br>0-0 ① G1-3 | | C CH 77<br>B CH 78<br>C FC 92<br>F FF 93<br>F CH 79<br>X CH 79<br>1-2 ① G4-3 | | C CH 84<br>X CH 84<br>0-1 ③ L8 | 5 | 0 | 1 | 0 | 0 | 0 | 0 |
| 13 Manny Machado, R (1, 5)<br>OBP: 0.233, SLG: 0.148 | B SI 92<br>X SI 93<br>1-0 ② F9 | | X SI 94<br>0-0 ② L9 | | C SI 92<br>L KC 81<br>B SI 93<br>C FC 87<br>1-3 ② K | | B FF 92<br>B FF 92<br>B FF 91<br>B FF 90<br>4-0 BB | | | 3 | 0 | 0 | 0 | 1 | 1 | 1 |
| 23 Nelson Cruz, R (1, 7)<br>OBP: 0.356, SLG: 0.557<br>9 David Lough, L (9, 7)<br>OBP: 0.221, SLG: 0.234 | S SI 93<br>C KC 79<br>F FC 89<br>B SI 94<br>X FC 88<br>1-2 10 CS 1B | | C KC 79<br>S SI 93<br>F SI 93<br>B SI 93<br>S SI 94<br>1-3 ③ K | | X CH 84<br>0-0 ③ G3 | | F FF 90<br>F FF 89<br>F FF 90<br>S FS 82<br>0-3 ② K | | | 4<br>0 | 0<br>0 | 1<br>0 | 0<br>0 | 0<br>0 | 2<br>0 | 2<br>0 |
| 10 Adam Jones, R (1, 8)<br>OBP: 0.285, SLG: 0.397 | C CH 85<br>C SI 93<br>F SI 94<br>F SI 93<br>1 SAFE<br>F KC 79<br>B CH 85<br>1-2 ③ CS<br>1-2 | B KC 78<br>S SI 91<br>B SI 93<br>B CH 83<br>C CH 84<br>F SI 93<br>F SI 93<br>X CH 84<br>3-2 ① P5 | | B SI 92<br>F SI 92<br>F KC 80<br>X KC 78<br>1-2 28 1B 6 1B 1B | | B SI 91<br>F FC 83<br>B CH 82<br>C FC 84<br>X SI 93<br>2-2 2 BB 32 1B 1B | S CU 78<br>S FF 90<br>1 SAFE<br>X FS 82<br>0-2 ③ G4-3 | | | 4 | 1 | 2 | 0 | 0 | 0 | 1 |
| 32 Matt Wieters, S (1, 10)<br>OBP: 0.369, SLG: 0.547 | | C KC 79<br>B CH 84<br>B FC 84<br>F CH 84<br>B KC 80<br>C SI 94<br>3-3 ② K | | B SI 92<br>B SI 92<br>C SI 92<br>1 SAFE<br>1 SAFE<br>B FC 86<br>X SI 92<br>3-1 ① F9 | | X SI 92<br>0-0 2 BB<br>1-2 1B | | B FF 92<br>F FF 92<br>F FF 92<br>T CH 86<br>1-2 ① K | | 4 | 0 | 1 | 0 | 0 | 2 | 1 |
| 2 J.J. Hardy, R (1, 6)<br>OBP: 0.278, SLG: 0.311 | | C FC 86<br>B SI 94<br>X SI 93<br>1-1 28 HR 2B | | B SI 92<br>B CH 84<br>C SI 92<br>X FC 86<br>2-1 ② P4 | | B KC 79<br>B CH 83<br>C FC 84<br>C SI 92<br>B FC 84<br>B FC 84<br>4-2 1-2 2-3 BB | | C FF 93<br>B SL 86<br>F FF 93<br>S CH 87<br>1-3 ② K | | 3 | 1 | 1 | 0 | 1 | 1 | 1 |
| 28 Steve Pearce, R (1, 3)<br>OBP: 0.308, SLG: 0.514 | | C KC 78<br>B SI 94<br>B SI 94<br>F CH 84<br>B SI 94<br>X SI 94<br>3-2 2-H HR | | 1 SAFE<br>1 SAFE<br>C SI 92<br>1 SAFE<br>B FC 85<br>C FC 85<br>X SI 94<br>1-2 6 1B 1-2 1B | | F CH 78<br>F CH 78<br>S FC 94<br>0-3 ① K | | F FF 93<br>B SL 85<br>C CH 84<br>X FF 94<br>1-2 ③ L9 | | 4 | 1 | 2 | 2 | 0 | 1 | 3 |
| 6 Jonathan Schoop, R (1, 4)<br>OBP: 0.276, SLG: 0.394 | | C KC 80<br>F CH 84<br>X KC 79<br>0-2 ③ G5-3 | | S FC 84<br>B SI 93<br>F CH 83<br>X FC 84<br>1-2 1-3 2-H 1B | | C FC 93<br>F CH 80<br>S FF 94<br>0-3 ② K | | | X FF 91<br>0-0 ① P6 | 4 | 0 | 1 | 1 | 0 | 1 | 3 |
| 36 Caleb Joseph, R (1, 2) | | | B SI 91<br>X CH 83<br>1-0 ① L4 | B KC 81<br>D CH 84<br>B SI 92<br>C SI 93<br>X SI 92<br>3-1 ③ F8 | | C CH 79<br>F FF 94<br>S FF 94<br>0-3 ③ K | | | C FF 91<br>B FF 93<br>B CH 83<br>X FF 92<br>2-1 ② G5-3 | 4 | 0 | 0 | 0 | 0 | 1 | 5 |
| Inning Stats | R: 0<br>E: 0<br>K: 0<br>S: 12<br>H: 1<br>LOB: 0<br>BB: 0<br>P: 15 | R: 2<br>E: 0<br>K: 1<br>S: 16<br>H: 2<br>LOB: 0<br>BB: 0<br>P: 26 | R: 0<br>E: 0<br>K: 1<br>S: 11<br>H: 1<br>LOB: 1<br>BB: 0<br>P: 15 | R: 1<br>E: 0<br>K: 0<br>S: 15<br>H: 3<br>LOB: 2<br>BB: 0<br>P: 26 | R: 0<br>E: 0<br>K: 1<br>S: 5<br>H: 0<br>LOB: 0<br>BB: 0<br>P: 6 | R: 0<br>E: 0<br>K: 3<br>S: 15<br>H: 2<br>LOB: 3<br>BB: 1<br>P: 21 | R: 0<br>E: 0<br>K: 1<br>S: 12<br>H: 0<br>LOB: 1<br>BB: 1<br>P: 17 | R: 0<br>E: 0<br>K: 2<br>S: 9<br>H: 0<br>LOB: 0<br>BB: 0<br>P: 12 | R: 0<br>E: 0<br>K: 0<br>S: 5<br>H: 0<br>LOB: 0<br>BB: 0<br>P: 7 | 1B: 7<br>2B: 1<br>3B: 0<br>HR: 1<br>SF: 0<br>SAC: 0<br>DP: 0<br>HBP: 0 | | | | | | |

| PITCHER | | IP | WLS | BF | H | R | ER | SO | BB | IBB | HBP | BLK | WP | HR | S | P | ERA | WHIP |
|---|---|---|---|---|---|---|---|---|---|---|---|---|---|---|---|---|---|---|
| 14 David Price, L<br>ERA: 4.53 | (1, 1) | 5.0 | L | 24 | 9 | 3 | 3 | 3 | 1 | 0 | 0 | 0 | 0 | 1 | 65 | 100 | 5.40 | 2.000 |
| 26 Brad Boxberger, R<br>ERA: | (6, 1) | 1.1 | | 5 | 0 | 0 | 0 | 3 | 1 | 0 | 0 | 0 | 0 | 0 | 14 | 19 | 0.00 | 0.750 |
| 62 Joel Peralta, R<br>ERA: 5.27 | (7, 1) | 0.2 | | 2 | 0 | 0 | 0 | 1 | 0 | 0 | 0 | 0 | 0 | 0 | 7 | 7 | 0.00 | 0.000 |
| 46 Juan Carlos Oviedo, R<br>ERA: 3.12 | (8, 1) | 2.0 | | 6 | 0 | 0 | 0 | 2 | 0 | 0 | 0 | 0 | 0 | 0 | 14 | 19 | 0.00 | 0.000 |

| PITCHER | | IP | WLS | BF | H | R | ER | SO | BB | IBB | HBP | BLK | WP | HR | S | P | ERA | WHIP |
|---|---|---|---|---|---|---|---|---|---|---|---|---|---|---|---|---|---|---|

# TOP

## Baltimore Orioles @ Tampa Bay Rays

Tropicana Field, St. Petersburg, FL

Thu May 08 2014, 7:13 PM - 10:45 PM EDT

Att. 11,076 - Dome - 72 F

livebaseballscorecards.com

| | |
|---|---|
| AB | 35 |
| R | 3 |
| H | 9 |
| RBI | 3 |
| BB | 2 |
| SO | 9 |
| LOB | 17 |

# Baltimore Orioles @ Tampa Bay Rays

Tropicana Field, St. Petersburg, FL

Thu May 08 2014, 7:13 PM - 10:45 PM EDT

Att. 11,076 - Dome - 72 F

livebaseballscorecards.com

## BOTTOM

| Batter | 1 | 2 | 3 | 4 | 5 | 6 | 7 | 8 | 9 | AB | R | H | RBI | BB | SO | LOB |
|---|---|---|---|---|---|---|---|---|---|---|---|---|---|---|---|---|
| 18 Ben Zobrist, S (1, 4)<br>OBP: 0.361, SLG: 0.371 | C FF 89<br>B FF 90<br>B FS 82<br>B SI 90<br>B SI 90<br>4-1<br>8 FC5-4<br>BB | B CU 76<br>C FS 84<br>B SL 83<br>X FS 85<br>2-1 ③<br>G1-3 | | | C FF 88<br>B SI 90<br>F SL 81<br>F FS 84<br>B FC 91<br>B FS 83<br>F SI 89<br>B FF 89<br>4-2<br>20 HBP 8 1B<br>BB | | B SI 90<br>B SI 90<br>C SI 90<br>B SL 80<br>B SI 91<br>4-1<br>8 FC5-4<br>BB | | B SI 86<br>C SL 78<br>B SI 85<br>B SI 86<br>X SI 86<br>3-1<br>8 G6-4-3<br>1-2<br>1B | 2 | 0 | 1 | 0 | 3 | 0 | 1 |
| 8 Desmond Jennings, R (1, 8)<br>OBP: 0.352, SLG: 0.452 | C SL 80<br>1 SAFE<br>B FF 91<br>C FF 91<br>F FF 93<br>X SL 84<br>1-2 ①<br>FC5-4<br>20 L9 20 S<br>3 1B<br>1-2f | B FF 88<br>C SL 81<br>B FS 82<br>C FF 90<br>F FF 91<br>S SI 91<br>2-3 ①<br>K | | | F FF 90<br>B FF 90<br>X SL 82<br>1-1<br>20 HBP<br>1-2<br>1B | | 1 SAFE<br>1 SAFE<br>1 SAFE<br>1 SAFE<br>C SL 81<br>F SL 83<br>F SI 91<br>1 SAFE<br>F SI 91<br>0-2<br>X SL 82<br>FC5-4<br>20 S<br>1-2f | | B SL 79<br>S SL 78<br>S FF 88<br>B FF 88<br>X SL 79<br>2-2 ①②<br>G6-4-3<br>1-2f<br>2-3 | 5 | 1 | 1 | 0 | 0 | 1 | 4 |
| 20 Matt Joyce, L (1, 7)<br>OBP: 0.405, SLG: 0.433 | B FS 84<br>C SL 81<br>D FS 85<br>S FS 85<br>F FF 92<br>X FS 84<br>2-2 ②<br>L9<br>1-3 | C FS 82<br>C FF 91<br>B FF 91<br>B FF 92<br>B SL 83<br>X FS 84<br>3-2<br>1B | | | F CU 75<br>H FS 84<br>1-1<br>3 G6-4-3<br>1-2<br>2-3<br>HBP | | D SL 81<br>B CH 82<br>F SI 91<br>B SL 81<br>C SI 91<br>B SL 81<br>4-2<br>1-2<br>BB | | X SI 86<br>0-0 ③<br>G3-1 | 3 | 0 | 1 | 0 | 1 | 0 | 2 |
| 3 Evan Longoria, R (1, 5)<br>OBP: 0.327, SLG: 0.413 | C FF 92<br>X SL 83<br>0-1<br>21 1B<br>3-H<br>1B | S SL 81<br>S FS 84<br>C FF 92<br>0-3 ②<br>K | | | F FF 91<br>C FF 92<br>X FF 92<br>0-2 ②③<br>G6-4-3<br>1-2f | | C SI 90<br>B SI 92<br>C SL 81<br>F SI 92<br>F SI 92<br>S SL 81<br>1-3 ②<br>K | | | 4 | 0 | 1 | 1 | 0 | 2 | 6 |
| 21 James Loney, L (1, 3)<br>OBP: 0.396, SLG: 0.430 | C SL 82<br>X FS 84<br>0-1<br>1-2<br>1B | 1 SAFE<br>D CU 74<br>X FF 90<br>1-0 ③<br>L6 | | | | B SL 79<br>B FS 80<br>F SI 88<br>F FF 87<br>F FF 91<br>F SL 81<br>X SI 90<br>2-2 ①<br>G4-3 | B SL 82<br>C CH 82<br>B FF 90<br>B SL 83<br>S FF 90<br>F FF 90<br>X SL 85<br>3-2 ③<br>F8 | | | 4 | 0 | 1 | 0 | 0 | 0 | 3 |
| 9 Wil Myers, R (1, 9)<br>OBP: 0.317, SLG: 0.398 | D CU 76<br>B FF 92<br>S SL 82<br>C FF 92<br>X SL 80<br>2-2 ③<br>P4 | | C SL 80<br>C FF 90<br>C FF 91<br>0-3 ①<br>K | | | B FS 83<br>C FF 89<br>B FF 89<br>B SL 79<br>X FF 91<br>3-1<br>7 1B<br>11<br>FC5-2-6-3<br>1B | | X CH 81<br>0-0 ①<br>G5-3 | | 4 | 0 | 1 | 0 | 0 | 1 | 2 |
| 7 David DeJesus, L (1, 10)<br>OBP: 0.341, SLG: 0.410<br>11 Logan Forsythe, R (8, PH)<br>OBP: 0.250, SLG: 0.233<br>(9, 10) | | B FF 87<br>C FS 80<br>C SL 81<br>F FF 90<br>F FF 89<br>F FS 84<br>B SL 82<br>X FS 84<br>2-2 ①<br>G4-3 | B FF 88<br>B SI 89<br>X FF 88<br>2-0 ②<br>F9 | | | C FF 90<br>B SI 90<br>X SL 80<br>1-1<br>11<br>FC5-2-6-3<br>1-3<br>1B | | B FF 90<br>F SL 84<br>B CH 84<br>S FF 90<br>F FF 91<br>F SL 84<br>X CH 83<br>2-2 ②<br>F8 | | 3<br>1 | 0<br>0 | 1<br>0 | 0<br>0 | 0<br>0 | 0<br>0 | 0<br>0 |
| 11 Yunel Escobar, R (1, 6)<br>OBP: 0.311, SLG: 0.341 | | C CU 75<br>B SL 82<br>C FF 91<br>B SL 82<br>F FS 83<br>B SI 86<br>F FF 92<br>X FF 92<br>3-2<br>2B | B FF 89<br>B SL 80<br>C SI 88<br>B FS 84<br>X FF 89<br>3-1 ③<br>G6-3 | | | X SL 81<br>0-0 ②<br>FC5-2-6-3<br>1-3<br>3-H | | C FF 90<br>B FF 91<br>C CU 77<br>F CH 82<br>X SL 84<br>1-2 ③<br>G4-3 | | 4 | 0 | 1 | 0 | 0 | 0 | 2 |
| 28 José Molina, R (1, 2)<br>OBP: 0.163, SLG: 0.122<br>24 Ryan Hanigan, R (6, PH)<br>OBP: 0.352, SLG: 0.436<br>(7, 2) | | B SL 82<br>B SI 92<br>C FF 90<br>D FS 86<br>C SI 92<br>F SL 83<br>X FS 85<br>3-2 ②<br>G5-3 | | | C FF 89<br>B FF 88<br>F CU 74<br>F FF 90<br>F FS 83<br>X FF 91<br>1-2 ①<br>G6-3 | B SI 91<br>X SI 91<br>1-0 ③<br>G6-3 | | | C SI 87<br>B SL 80<br>X SL 78<br>1-1<br>8 18<br>G6-4-3 1B<br>1B | 2<br>2 | 0<br>0 | 0<br>1 | 0<br>0 | 0<br>0 | 0<br>0 | 1<br>2 |

| Inning Stats | 1 | 2 | 3 | 4 | 5 | 6 | 7 | 8 | 9 |
|---|---|---|---|---|---|---|---|---|---|
| | R: 1 H: 2<br>E: 0 LOB: 2<br>K: 0 BB: 1<br>S: 16 P: 25 | R: 0 H: 1<br>E: 0 LOB: 1<br>K: 0 BB: 0<br>S: 17 P: 27 | R: 0 H: 1<br>E: 0 LOB: 1<br>K: 2 BB: 0<br>S: 11 P: 17 | R: 0 H: 0<br>E: 0 LOB: 0<br>K: 1 BB: 0<br>S: 6 P: 11 | R: 0 H: 1<br>E: 0 LOB: 2<br>K: 0 BB: 1<br>S: 15 P: 22 | R: 0 H: 2<br>E: 0 LOB: 2<br>K: 0 BB: 0<br>S: 11 P: 18 | R: 0 H: 0<br>E: 0 LOB: 2<br>K: 1 BB: 2<br>S: 17 P: 29 | R: 0 H: 0<br>E: 0 LOB: 0<br>K: 0 BB: 0<br>S: 10 P: 13 | R: 0 H: 2<br>E: 0 LOB: 1<br>K: 0 BB: 0<br>S: 8 P: 14 |

| | AB | 34 |
|---|---|---|
| | R | 1 |
| | H | 9 |
| | RBI | 1 |
| | BB | 4 |
| | SO | 4 |
| | LOB | 23 |

1B: 8 SF: 0 WP: 0 PA: 39
2B: 1 SAC: 0 PB: 0
3B: 0 DP: 2 SB: 2
HR: 0 HBP: 1 CS: 0

| PITCHER | | IP | WLS | BF | H | R | ER | SO | BB | IBB | HBP | BLK | WP | HR | S | P | ERA | WHIP |
|---|---|---|---|---|---|---|---|---|---|---|---|---|---|---|---|---|---|---|
| 31 Ubaldo Jiménez, R<br>ERA: 4.73 | (1, 1) | 5.1 | W | 25 | 7 | 1 | 1 | 3 | 2 | 0 | 1 | 0 | 0 | 0 | 74 | 117 | 1.69 | 1.688 |
| 58 Ryan Webb, R<br>ERA: 4.5 | (6, 1) | 1.1 | H | 6 | 0 | 0 | 0 | 1 | 2 | 0 | 0 | 0 | 0 | 0 | 15 | 25 | 0.00 | 1.500 |
| 17 Brian Matusz, L<br>ERA: 3.75 | (7, 1) | 1.1 | H | 4 | 0 | 0 | 0 | 0 | 0 | 0 | 0 | 0 | 0 | 0 | 14 | 20 | 0.00 | 0.000 |
| 56 Darren O'Day, R<br>ERA: 0.69 | (9, 1) | 1.0 | S | 4 | 2 | 0 | 0 | 0 | 0 | 0 | 0 | 0 | 0 | 0 | 8 | 14 | 0.00 | 2.000 |

| PITCHER | IP | WLS | BF | H | R | ER | SO | BB | IBB | HBP | BLK | WP | HR | S | P | ERA | WHIP |
|---|---|---|---|---|---|---|---|---|---|---|---|---|---|---|---|---|---|

# Cleveland Indians @ Tampa Bay Rays

Tropicana Field, St. Petersburg, FL

Fri May 09 2014, 7:11 PM - 11:20 PM EDT

Att. 17,541 - Dome - 72 F

livebaseballscorecards.com

| Batter | 1 | 2 | 3 | 4 | 5 | 6 | 7 | 8 | 9 | AB | R | H | RBI | BB | SO | LOB |
|---|---|---|---|---|---|---|---|---|---|---|---|---|---|---|---|---|
| 24 Michael Bourn, L (1, 8) OBP: 0.273, SLG: 0.342 | C FF 90 S FS 85 B FS 85 S FF 91 1-3 ① K | | X FC 85 0-0 3B | | C FF 89 X CU 68 0-1 ① G4-3 | F SI 94 C FF 95 S SI 96 0-3 ② K | F SI 91 S FS 82 F FC 88 S FS 82 0-3 ③ K | | | 5 | 0 | 1 | 0 | 0 | 3 | 2 |
| 33 Nick Swisher, S (1, 3) OBP: 0.304, SLG: 0.324 | C SI 91 B FF 91 F FS 84 F FS 85 X FS 84 1-2 23 E/ 1B | | B FF 90 C FF 90 S CU 68 B FF 90 B FF 90 F FF 91 S FF 90 3-3 ① K | | B FF 89 S FF 89 F CU 68 F FF 91 X FF 90 1-2 2B | C FF 96 S FF 96 B FF 98 X FF 97 1-2 ③ L7 | | B FF 92 B FF 91 X FF 93 2-0 ① G4-3 | | 5 | 0 | 2 | 0 | 0 | 1 | 3 |
| 23 Michael Brantley, L (1, 7) OBP: 0.342, SLG: 0.504 | B FC 87 B FF 90 C FF 91 C FS 84 F FF 90 X FF 91 2-2 FC6 1-2 | | C CU 69 S FF 90 S CU 70 0-3 ② K | | F FF 90 C FF 89 D CU 71 S FS 85 1-3 ② K | | B CU 78 X FF 89 1-0 HR | C SL 75 C FF 93 B FS 78 B FS 79 X FS 77 2-2 ② G4-3 | | 5 | 1 | 1 | 1 | 0 | 2 | 3 |
| 41 Carlos Santana, S (1, 5) OBP: 0.305, SLG: 0.270 | B CU 69 C FF 90 B FF 90 B FS 84 F FF 90 S FF 91 3-3 ② K | | B CU 68 C CU 68 S FF 91 X FF 91 1-2 ③ P6 | | B CU 68 B FF 90 B CU 67 C FF 90 B FF 90 4-1 BB | | B CU 76 C CU 76 B FF 90 S CU 76 F FS 82 B FS 82 F FF 90 B FS 80 4-2 13 1B 10 1B BB | C SL 74 S FF 93 B FS 79 F FF 94 B FS 79 B SL 76 F FF 94 X FF 93 3-2 ③ G4-3 | | 3 | 1 | 0 | 0 | 2 | 1 | 3 |
| 7 David Murphy, L (1, 9) OBP: 0.336, SLG: 0.390 | C FS 84 C FF 91 S FS 84 0-3 ③ K | | | B FF 88 F FF 90 C CU 68 F FF 89 F CU 68 B CU 70 C FF 91 2-3 ① K | F FF 91 F FF 91 F FS 84 S FS 83 0-3 ③ K | | S FS 79 X FS 80 0-1 ① L9 | | B SL 72 B FF 91 X FF 90 2-0 ① L7 | 5 | 0 | 0 | 0 | 0 | 3 | 5 |
| 13 Asdrúbal Cabrera, S (1, 6) OBP: 0.331, SLG: 0.408 | | B FC 85 B FF 90 B FF 89 B FF 89 4-0 BB | | B FF 90 C FS 83 X FS 82 1-1 8 1B 1B | | C FC 90 F FC 91 B CH 79 X FF 92 1-2 HR | X CU 76 0-0 8 PB 10 1B 4 HR 1-3 1B | | C SL 75 S FS 77 B FF 93 X FS 78 1-2 ② G4-3 | 4 | 2 | 3 | 1 | 1 | 0 | 0 |
| 10 Yan Gomes, R (1, 2) OBP: 0.300, SLG: 0.456 | | 1 SAFE X FF 89 0-0 ① F8 | | 1 SAFE C FF 89 F FF 90 B FF 90 B FC 85 X CU 70 2-2 ② P3 | | T FC 92 B SL 84 S CH 79 F FF 93 X CH 79 1-2 4 SH3-4 8 HBP 1B | B FC 87 B FC 87 X FC 85 2-0 8 PB 4 HR 1-2 3-H 1B | | B SL 75 B SL 74 T FF 93 T FF 94 F SL 77 F FF 94 X FS 79 2-2 ③ G6-3 | 5 | 1 | 2 | 1 | 0 | 0 | 2 |
| 8 Lonnie Chisenhall, L (1, 10) OBP: 0.400, SLG: 0.441 | | B FF 90 C FC 86 C FS 85 C FS 83 1-3 ② K | | 1 SAFE C CU 68 F FF 90 B FF 89 F FF 90 1 SAFE X FS 83 1-2 1-3 1B | | S CH 78 S CH 78 D CH 77 H FC 91 2-2 4 SH3-4 1-2 HBP | B FC 86 F FS 80 B FS 80 S FC 86 F FC 87 F FC 87 X FS 83 2-2 ② G4-3 1-2 2-3 | | | 3 | 0 | 1 | 0 | 0 | 1 | 3 |
| 4 Mike Aviles, R (1, 4) OBP: 0.360, SLG: 0.471 | | 1 SAFE C FF 90 B FC 86 B FF 88 S FS 85 F FC 84 F FC 84 1 SAFE S FC 85 2-3 ③ K | | B FF 88 B FF 88 S FC 85 F FF 91 B FC 84 S FF 92 3-3 ③ K | | B CH 77 2 SAFE L FF 91 X SL 81 1-1 ① SH3-4 1-2 2-3 | B FC 86 F FC 86 D FC 88 T FS 82 X FS 82 2-2 2-H 3-H HR | | | 3 | 1 | 1 | 3 | 0 | 2 | 3 |
| Inning Stats | R: 0 E: 1 K: 3 S: 17 H: 1 LOB: 2 BB: 0 P: 24 | R: 0 E: 0 K: 2 S: 9 H: 0 LOB: 1 BB: 1 P: 16 | R: 0 E: 0 K: 2 S: 11 H: 1 LOB: 1 BB: 0 P: 15 | R: 0 E: 0 K: 2 S: 17 H: 2 LOB: 2 BB: 0 P: 26 | R: 0 E: 0 K: 2 S: 14 H: 1 LOB: 2 BB: 1 P: 20 | R: 1 E: 0 K: 1 S: 17 H: 2 LOB: 2 BB: 0 P: 23 | R: 5 E: 0 K: 1 S: 21 H: 4 LOB: 0 BB: 1 P: 32 | R: 0 E: 0 K: 0 S: 9 H: 0 LOB: 0 BB: 0 P: 16 | R: 0 E: 0 K: 0 S: 10 H: 0 LOB: 0 BB: 0 P: 15 | 1B: 6 2B: 1 3B: 1 HR: 3 | SF: 0 SAC: 1 DP: 0 HBP: 1 | | | | | |

| TOP | |
|---|---|
| AB | 38 |
| R | 6 |
| H | 11 |
| RBI | 6 |
| BB | 3 |
| SO | 13 |
| LOB | 24 |

WP: 0 PB: 1 SB: 0 CS: 0 PA: 43

| PITCHER | | IP | WLS | BF | H | R | ER | SO | BB | IBB | HBP | BLK | WP | HR | S | P | ERA | WHIP |
|---|---|---|---|---|---|---|---|---|---|---|---|---|---|---|---|---|---|---|
| 23 Jake Odorizzi, R ERA: 5.79 | (1, 1) | 5.0 | | 23 | 5 | 0 | 0 | 11 | 2 | 0 | 0 | 0 | 0 | 0 | 68 | 101 | 0.00 | 1.400 |
| 26 Brad Boxberger, R ERA: 0.96 | (6, 1) | 0.1 | H | 4 | 2 | 1 | 1 | 0 | 0 | 0 | 1 | 0 | 0 | 1 | 11 | 16 | 27.00 | 6.000 |
| 57 Jake McGee, L ERA: 1.69 | (6, 1) | 0.2 | H | 2 | 0 | 0 | 0 | 1 | 0 | 0 | 0 | 0 | 0 | 0 | 6 | 7 | 0.00 | 0.000 |
| 62 Joel Peralta, R ERA: 7.07 | (7, 1) | 0.1 | L | 4 | 2 | 3 | 3 | 0 | 1 | 0 | 0 | 0 | 0 | 1 | 8 | 13 | 81.00 | 9.000 |
| 47 Brandon Gomes, R ERA: 4.58 | (7, 1) | 0.2 | | 4 | 2 | 2 | 2 | 1 | 0 | 0 | 0 | 0 | 0 | 1 | 13 | 19 | 27.00 | 3.000 |
| 52 Josh Lueke, R ERA: 4.15 | (8, 1) | 2.0 | | 6 | 0 | 0 | 0 | 0 | 0 | 0 | 0 | 0 | 0 | 0 | 19 | 31 | 0.00 | 0.000 |

| Batter | 1 | 2 | 3 | 4 | 5 | 6 | 7 | 8 | 9 | AB | R | H | RBI | BB | SO | LOB |
|---|---|---|---|---|---|---|---|---|---|---|---|---|---|---|---|---|
| 7 David DeJesus, L (1, 10)<br>OBP: 0.365, SLG: 0.470 | B SI 92<br>C SI 93<br>X SI 93<br>1-1<br>18<br>FC4-6<br>1B | | | X SI 91<br>0-0<br>18<br>G3<br>21<br>SF7<br>2B | X SI 94<br>0-0<br>1-3<br>3-H<br>2B | | C SL 89<br>C CU 79<br>B SL 89<br>T CU 81<br>1-2<br>②<br>K | | B SL 88<br>D FF 94<br>B FF 93<br>C FF 94<br>X FF 94<br>3-1<br>1-3<br>2-H<br>2B | 5 | 1 | 4 | 2 | 0 | 1 | 1 |
| 18 Ben Zobrist, S (1, 4)<br>OBP: 0.363, SLG: 0.368 (3, 6) | C SI 92<br>F SL 87<br>B SI 94<br>X CU 81<br>1-2<br>①<br>FC4-6<br>21<br>CS<br>1-2f | | | B CU 78<br>C FF 92<br>F SI 93<br>X SL 90<br>1-2<br>①<br>G3<br>2-3 | B SI 92<br>B SL 88<br>X SI 93<br>2-0<br>③<br>G4-3 | | B SL 84<br>F SI 91<br>S SL 85<br>1-2<br>③<br>2-4<br>1-2 | X SI 90<br>0-0<br>1B | B CU 76<br>D FF 95<br>B FF 94<br>C FF 94<br>C FF 94<br>F FF 94<br>F FF 94<br>B FF 93<br>4-2<br>BB | 4 | 0 | 1 | 0 | 1 | 0 | 4 |
| 21 James Loney, L (1, 3)<br>OBP: 0.389, SLG: 0.424 | F SI 92<br>B SI 93<br>S SL 88<br>B SI 93<br>B CH 84<br>F SL 89<br>1 SAFE<br>F SL 89<br>C SI 95<br>3-3<br>②<br>③<br>K<br>1-2 | | | X SI 93<br>0-0<br>②<br>SF7<br>3-H | | C CH 83<br>C SL 89<br>X SL 92<br>0-2<br>3<br>1B<br>1B | | B SL 84<br>F SI 91<br>B SL 84<br>C SI 92<br>B SI 92<br>S SI 92<br>3-3<br>①<br>K | B KC 82<br>B FF 96<br>S FF 95<br>C FF 96<br>F FF 96<br>B KC 85<br>F FF 96<br>F FF 96<br>X FF 96<br>3-2<br>③<br>F9 | 4 | 0 | 1 | 1 | 0 | 2 | 5 |
| 3 Evan Longoria, R (1, 5)<br>OBP: 0.331, SLG: 0.415 | | C SI 93<br>X SI 94<br>0-1<br>①<br>G4-3 | | C SL 89<br>B CU 81<br>X SI 94<br>1-1<br>9<br>FC5-4<br>1B | F SI 93<br>B CU 81<br>X SI 93<br>1-1<br>1-2<br>1B | | | S SL 80<br>B FC 92<br>B FC 92<br>S FC 92<br>B FC 93<br>X SL 79<br>3-2<br>②<br>F7 | | 4 | 0 | 2 | 0 | 0 | 0 | 1 |
| 9 Wil Myers, R (1, 9)<br>OBP: 0.309, SLG: 0.387 | | C SI 93<br>B SL 91<br>C SI 94<br>S SL 91<br>1-3<br>②<br>K | | S SL 88<br>B SL 88<br>B CU 79<br>X SI 93<br>2-1<br>③<br>FC5-4<br>1-2f | C SI 88<br>F SI 94<br>S CU 80<br>0-3<br>①<br>K | | | B FC 92<br>B SL 80<br>F FC 91<br>B FC 92<br>C FC 91<br>S SL 79<br>3-3<br>③<br>K | | 4 | 0 | 0 | 0 | 0 | 3 | 4 |
| 20 Matt Joyce, L (1, 7)<br>OBP: 0.400, SLG: 0.426 | | F SI 94<br>B SL 90<br>X SI 94<br>1-1<br>③<br>F7 | | | F SL 87<br>B CH 83<br>X SI 93<br>1-1<br>11<br>1B<br>7<br>2B<br>1B | S CH 84<br>S SL 88<br>B CU 82<br>S CU 82<br>1-3<br>②<br>K | | | C FF 92<br>B FF 93<br>B FF 92<br>S FF 94<br>C FF 94<br>2-3<br>①<br>K | 4 | 1 | 1 | 0 | 0 | 2 | 2 |
| 5 Brandon Guyer, R (1, 8)<br>OBP: 0.200, SLG: 0.206 | | | C SI 92<br>S SL 89<br>B SI 94<br>X CU 81<br>1-2<br>①<br>F8 | | L FF 92<br>C CU 80<br>B SI 94<br>D SL 90<br>T SL 88<br>2-2<br>①<br>K | C SI 94<br>S SL 90<br>B FF 94<br>F CU 82<br>B SI 95<br>B SL 91<br>C SI 94<br>3-3<br>③<br>K | | | C FF 93<br>B CU 77<br>B FF 94<br>S FF 93<br>C FF 96<br>2-3<br>②<br>K | 4 | 0 | 0 | 0 | 0 | 3 | 3 |
| 11 Yunel Escobar, R (1, 6)<br>OBP: 0.311, SLG: 0.341<br>11 Logan Forsythe, R (3, 4)<br>OBP: 0.264, SLG: 0.266 | | | B SI 94<br>B SI 95<br>B SI 94<br>C SI 94<br>X SI 94<br>3-1<br>②<br>G4-3 | | 1 SAFE<br>B SI 92<br>F SI 92<br>X SL 87<br>1-1<br>7<br>2B<br>1-3<br>1B | | X SI 91<br>0-0<br>①<br>G6-3 | | C FF 95<br>B CU 78<br>B FF 94<br>X FF 94<br>2-1<br>7<br>2B<br>2B | 0<br>4 | 0<br>1 | 0<br>2 | 0<br>0 | 0<br>0 | 0<br>0 | 0<br>0 |
| 24 Ryan Hanigan, R (1, 2)<br>OBP: 0.359, SLG: 0.432 | | | B SL 91<br>C SI 94<br>C SI 94<br>S SL 90<br>1-3<br>③<br>K | | F SI 91<br>B SI 92<br>L SL 90<br>F CU 83<br>F CU 82<br>B SI 94<br>F SL 90<br>C CU 82<br>2-3<br>②<br>K | | X SI 91<br>0-0<br>18<br>2-4<br>1B | | B SL 90<br>B SL 88<br>B FF 94<br>B FF 94<br>4-0<br>7<br>2B<br>BB | 3 | 0 | 1 | 0 | 1 | 2 | 2 |
| Inning Stats | R: 0 H: 1<br>E: 0 LOB: 1<br>K: 1 BB: 0<br>S: 10 P: 15 | R: 0 H: 0<br>E: 0 LOB: 0<br>K: 1 BB: 0<br>S: 7 P: 9 | R: 0 H: 0<br>E: 0 LOB: 0<br>K: 1 BB: 0<br>S: 8 P: 13 | R: 1 H: 2<br>E: 0 LOB: 1<br>K: 0 BB: 0<br>S: 9 P: 13 | R: 1 H: 3<br>E: 0 LOB: 2<br>K: 2 BB: 0<br>S: 15 P: 23 | R: 0 H: 2<br>E: 0 LOB: 2<br>K: 3 BB: 0<br>S: 15 P: 20 | R: 0 H: 1<br>E: 0 LOB: 1<br>K: 1 BB: 0<br>S: 7 P: 9 | R: 0 H: 1<br>E: 0 LOB: 1<br>K: 2 BB: 0<br>S: 10 P: 19 | R: 1 H: 2<br>E: 0 LOB: 3<br>K: 2 BB: 2<br>S: 20 P: 40 | 1B: 8<br>2B: 5<br>3B: 0<br>HR: 0 | SF: 1<br>SAC: 0<br>DP: 1<br>HBP: 0 | | | WP: 0<br>PB: 0<br>SB: 0<br>CS: 1 | PA: 39 | | |

BOTTOM

# Cleveland Indians @ Tampa Bay Rays

Tropicana Field, St. Petersburg, FL

Fri May 09 2014, 7:11 PM - 11:20 PM EDT

Att. 17,541 - Dome - 72 F

livebaseballscorecards.com

| | |
|---|---|
| AB | 36 |
| R | 3 |
| H | 12 |
| RBI | 3 |
| BB | 2 |
| SO | 13 |
| LOB | 22 |

| PITCHER | | IP | WLS | BF | H | R | ER | SO | BB | IBB | HBP | BLK | WP | HR | S | P | ERA | WHIP |
|---|---|---|---|---|---|---|---|---|---|---|---|---|---|---|---|---|---|---|
| 28 Corey Kluber, R<br>ERA: 3.48 | (1, 1) | 6.2 | W | 28 | 9 | 2 | 2 | 9 | 0 | 0 | 0 | 0 | 0 | 0 | 69 | 99 | 2.70 | 1.350 |
| 35 Marc Rzepczynski, L<br>ERA: 2.08 | (7, 1) | 0.2 | | 3 | 1 | 0 | 0 | 1 | 0 | 0 | 0 | 0 | 0 | 0 | 6 | 10 | 0.00 | 1.500 |
| 27 Bryan Shaw, R<br>ERA: 1.53 | (8, 1) | 0.2 | | 2 | 0 | 0 | 0 | 1 | 0 | 0 | 0 | 0 | 0 | 0 | 6 | 12 | 0.00 | 0.000 |
| 44 John Axford, R<br>ERA: 4.91 | (9, 1) | 0.2 | | 6 | 2 | 1 | 1 | 2 | 2 | 0 | 0 | 0 | 0 | 0 | 14 | 31 | 13.50 | 6.000 |
| 37 Cody Allen, R<br>ERA: 1.84 | (9, 1) | 0.1 | S | 1 | 0 | 0 | 0 | 0 | 0 | 0 | 0 | 0 | 0 | 0 | 6 | 9 | 0.00 | 0.000 |

| PITCHER | IP | WLS | BF | H | R | ER | SO | BB | IBB | HBP | BLK | WP | HR | S | P | ERA | WHIP |
|---|---|---|---|---|---|---|---|---|---|---|---|---|---|---|---|---|---|

# Cleveland Indians @ Tampa Bay Rays

Tropicana Field, St. Petersburg, FL

Sat May 10 2014, 7:11 PM - 10:12 PM EDT

Att. 29,212 - Dome - 72 F

TOP

livebaseballscorecards.com

| Batter | 1 | 2 | 3 | 4 | 5 | 6 | 7 | 8 | 9 | AB | R | H | RBI | BB | SO | LOB |
|---|---|---|---|---|---|---|---|---|---|---|---|---|---|---|---|---|
| 4 Mike Aviles, R (1, 7)<br>OBP: 0.342, SLG: 0.446 | C SI 88<br>B FF 90<br>T FF 87<br>F FF 89<br>B CU 76<br>B SI 89<br>S FF 88<br>3-3 ① **K** | | C CH 74<br>X SI 90<br>0-1 ③ F9 | | 1 SAFE<br>B FF 89<br>C CU 72<br>F FF 89<br>X FF 88<br>1-2 ③ F9 | | | C SI 93<br>B CH 84<br>S CH 83<br>C SL 84<br>1-3 ③ **K** | | 4 | 0 | 0 | 0 | 0 | 2 | 1 |
| 33 Nick Swisher, S (1, 3)<br>OBP: 0.304, SLG: 0.319<br>8 Lonnie Chisenhall, L (8, 3)<br>OBP: 0.408, SLG: 0.449 | B SI 89<br>C CH 72<br>S FF 90<br>F FF 91<br>B CU 75<br>X CU 75<br>2-2 ② F8 | | | B SI 87<br>B SI 87<br>B SI 89<br>C FF 84<br>C FF 85<br>B CH 70<br>4-2 23 BB BB | | C CU 73<br>C SI 88<br>X FF 87<br>0-2 ① F7 | | | C FF 90<br>X CU 81<br>0-1 41 BB 23 1B 9 SF8 1B | 2<br>1 | 0<br>1 | 0<br>1 | 0<br>0 | 1<br>0 | 0<br>0 | 0<br>0 |
| 23 Michael Brantley, L (1, 8)<br>OBP: 0.347, SLG: 0.500 | C FF 88<br>S FF 88<br>B FF 89<br>S CU 76<br>1-3 ③ **K** | | | C FF 88<br>B FF 89<br>B FF 88<br>B CH 73<br>B FF 88<br>4-1 **1-2** BB | | C CU 73<br>F FF 87<br>B CU 75<br>F FF 89<br>X SI 88<br>1-2 ② G4-3 | | | B FF 90<br>X SL 83<br>1-0 9 SF8 41 BB **1-2** 1B | 3 | 0 | 1 | 0 | 1 | 1 | 0 |
| 41 Carlos Santana, S (1, 5)<br>OBP: 0.303, SLG: 0.264 | | B SI 88<br>B CU 73<br>X SI 89<br>2-0 ① F7 | | C CU 74<br>C CU 76<br>B CU 73<br>B FF 90<br>B FF 90<br>F CU 72<br>C FF 87<br>3-3 ① **K** | | B SI 88<br>B FS 80<br>S SI 85<br>B SI 86<br>C SI 86<br>X SI 86<br>3-2 ③ G5-3 | | | B FC 90<br>B CU 80<br>F FF 90<br>B CU 82<br>C SL 83<br>B FF 90<br>4-2 13 G4-6-3 **1-2** **2-3** BB | 3 | 0 | 0 | 0 | 1 | 1 | 2 |
| 9 Ryan Raburn, R (1, 10)<br>OBP: 0.227, SLG: 0.206 | | B SI 90<br>S CU 73<br>F SI 90<br>B FF 89<br>F SI 89<br>B CU 76<br>X FF 87<br>3-2 2B | | F FF 89<br>B FF 88<br>F CU 74<br>F SI 88<br>X FF 87<br>1-2 ② F6 | | | B FF 90<br>B FF 90<br>C FF 89<br>F FF 90<br>X FF 91<br>2-2 ① G3 | | T SL 84<br>D SL 84<br>D SL 84<br>X SL 83<br>2-1 ① SF8 **2-3** **3-H** | 3 | 0 | 1 | 1 | 0 | 0 | 2 |
| 13 Asdrúbal Cabrera, S (1, 6)<br>OBP: 0.322, SLG: 0.396 | | C SI 88<br>C SI 90<br>B FF 90<br>D CU 76<br>F CU 75<br>S FF 89<br>2-3 ② **K** | | X FF 89<br>0-0 ③ F8 | | | B FF 92<br>B CH 82<br>S FF 91<br>X FF 92<br>2-1 ② F9 | | C FF 90<br>B SL 87<br>D SL 83<br>X FF 90<br>2-1 ② ③ G4-6-3 **1-2f** | 4 | 0 | 0 | 0 | 0 | 1 | 5 |
| 10 Yan Gomes, R (1, 2)<br>OBP: 0.301, SLG: 0.448 | | D CH 73<br>C CU 73<br>X FF 89<br>1-1 ③ F8 | | | C SI 86<br>B SI 89<br>B CH 69<br>B CH 73<br>C FF 85<br>B FS 83<br>4-2 11 FC5-4 BB | | X FF 93<br>0-0 ③ P5 | | | 2 | 0 | 0 | 0 | 1 | 0 | 1 |
| 7 David Murphy, L (1, 9)<br>OBP: 0.328, SLG: 0.380 | | | X FF 88<br>0-0 ① P6 | | B FF 89<br>C FF 86<br>B FF 85<br>X FF 88<br>2-1 ① F7 | | | B CH 82<br>B FF 90<br>B FF 90<br>C SI 89<br>F FF 90<br>F FF 91<br>S FF 92<br>3-3 ① **K** | | 3 | 0 | 0 | 0 | 0 | 1 | 1 |
| 11 José Ramírez, S (1, 4)<br>OBP: 0.071, SLG: 0.071 | | | C FF 88<br>B CU 76<br>X SI 89<br>1-1 ② F8 | | B SI 90<br>C FS 82<br>B SI 89<br>F FF 84<br>F FF 89<br>B FF 89<br>X FS 82<br>3-2 ② FC5-4 **1-2f** | | | B FF 92<br>F FF 91<br>X CH 84<br>1-1 ② G4-3 | | 3 | 0 | 0 | 0 | 0 | 0 | 1 |
| Inning Stats | R: 0<br>E: 0<br>K: 2<br>S: 11<br>H: 0<br>LOB: 0<br>BB: 0<br>P: 17 | R: 0<br>E: 0<br>K: 1<br>S: 11<br>H: 1<br>LOB: 1<br>BB: 0<br>P: 19 | R: 0<br>E: 0<br>K: 0<br>S: 5<br>H: 0<br>LOB: 0<br>BB: 0<br>P: 6 | R: 0<br>E: 0<br>K: 1<br>S: 12<br>H: 0<br>LOB: 2<br>BB: 2<br>P: 24 | R: 0<br>E: 0<br>K: 0<br>S: 11<br>H: 0<br>LOB: 1<br>BB: 1<br>P: 21 | R: 0<br>E: 0<br>K: 0<br>S: 10<br>H: 0<br>LOB: 0<br>BB: 0<br>P: 14 | R: 0<br>E: 0<br>K: 0<br>S: 6<br>H: 0<br>LOB: 0<br>BB: 0<br>P: 10 | R: 0<br>E: 0<br>K: 2<br>S: 9<br>H: 0<br>LOB: 0<br>BB: 0<br>P: 14 | R: 1<br>E: 0<br>K: 0<br>S: 9<br>H: 2<br>LOB: 1<br>BB: 1<br>P: 18 | 1B: 2<br>2B: 1<br>3B: 0<br>HR: 0<br>SF: 1<br>SAC: 0<br>DP: 1<br>HBP: 0 | | | | | | |

| | AB | 28 |
|---|---|---|
| | R | 1 |
| | H | 3 |
| | RBI | 1 |
| | BB | 4 |
| | SO | 6 |
| | LOB | 13 |

WP: 0 PB: 0 SB: 0 CS: 0 PA: 33

| PITCHER | | IP | WLS | BF | H | R | ER | SO | BB | IBB | HBP | BLK | WP | HR | S | P | ERA | WHIP |
|---|---|---|---|---|---|---|---|---|---|---|---|---|---|---|---|---|---|---|
| 40 Erik Bedard, L<br>ERA: 3.38 | (1, 1) | 6.0 | W | 22 | 1 | 0 | 0 | 4 | 3 | 0 | 0 | 0 | 0 | 0 | 60 | 101 | 0.00 | 0.667 |
| 46 Juan Carlos Oviedo, R<br>ERA: 2.53 | (7, 1) | 2.0 | | 6 | 0 | 0 | 0 | 2 | 0 | 0 | 0 | 0 | 0 | 0 | 15 | 24 | 0.00 | 0.000 |
| 50 Grant Balfour, R<br>ERA: 5.02 | (9, 1) | 1.0 | | 5 | 2 | 1 | 1 | 0 | 1 | 0 | 0 | 0 | 0 | 0 | 9 | 18 | 9.00 | 3.000 |

| PITCHER | | IP | WLS | BF | H | R | ER | SO | BB | IBB | HBP | BLK | WP | HR | S | P | ERA | WHIP |
|---|---|---|---|---|---|---|---|---|---|---|---|---|---|---|---|---|---|---|

| Batter | 1 | 2 | 3 | 4 | 5 | 6 | 7 | 8 | 9 | AB | R | H | RBI | BB | SO | LOB |
|---|---|---|---|---|---|---|---|---|---|---|---|---|---|---|---|---|
| 7 David DeJesus, L (1, 10)<br>OBP: 0.356, SLG: 0.455 | B SI 90<br>B SI 91<br>C FF 89<br>B FF 91<br>X CH 90<br>3-1 ①<br>P5 | | B CU 77<br>F FF 92<br>X CU 77<br>1-1<br>1-H<br>1B | | B FF 88<br>X FF 89<br>1-0 ①<br>L3 | | C SL 80<br>X CH 82<br>0-1 ①<br>F8 | C CH 86<br>F SL 85<br>X CH 88<br>0-2 ③<br>G4-3 | | 5 | 0 | 1 | 1 | 0 | 0 | 0 |
| 18 Ben Zobrist, S (1, 4)<br>OBP: 0.366, SLG: 0.379 | B FF 92<br>C FF 90<br>B CH 80<br>X FF 92<br>2-1 ②<br>G4-3 | | X FC 90<br>0-0 ③<br>F8 | | B CH 78<br>C FF 90<br>C CU 75<br>B SI 91<br>F CU 79<br>X SI 91<br>2-2<br>3<br>2B<br>1B | | B SI 89<br>C SI 88<br>B SI 90<br>X FF 89<br>2-1<br>21<br>1B<br>2B | | | 4 | 2 | 2 | 0 | 0 | 0 | 1 |
| 3 Evan Longoria, R (1, 5)<br>OBP: 0.335, SLG: 0.421 | X FF 92<br>0-0 ③<br>F9 | | | C CU 73<br>F SL 81<br>B SL 82<br>F FF 92<br>B CH 77<br>C FF 93<br>2-3 ①<br>K | X SI 92<br>0-0<br>1-H<br>21<br>1B<br>2B | | I IN 70<br>I IN 75<br>I IN 78<br>I IN 74<br>4-0<br>21<br>1B<br>20<br>SF8<br>IBB | | | 3 | 2 | 1 | 1 | 1 | 1 | 0 |
| 21 James Loney, L (1, 3)<br>OBP: 0.399, SLG: 0.434 | | B FF 91<br>C FF 91<br>B CU 72<br>B SI 91<br>X SI 91<br>3-1 ①<br>G1-3 | | C CH 79<br>B CH 82<br>F SI 92<br>F FF 94<br>X CH 81<br>1-2<br>9<br>2B<br>20<br>SF8<br>1B | X CU 76<br>0-0<br>2-H<br>1B | | C CH 82<br>B SI 88<br>D SL 81<br>B SL 80<br>F SI 87<br>F SL 81<br>F FF 90<br>X SL 82<br>3-2<br>9<br>BB<br>1-3<br>2-H<br>1B | | | 4 | 1 | 3 | 2 | 0 | 0 | 0 |
| 9 Wil Myers, R (1, 9)<br>OBP: 0.314, SLG: 0.393 | | S FC 92<br>X SI 93<br>0-1 ②<br>G6-3 | | B SL 82<br>X FF 92<br>1-0<br>20<br>SF8<br>11<br>1B<br>1-3<br>2B | C CU 80<br>C CU 79<br>B CU 81<br>C SI 92<br>1-3 ②<br>K | | B CU 85<br>B FF 94<br>C FF 95<br>B FF 93<br>B FF 95<br>4-1<br>1-2<br>BB | | | 3 | 1 | 1 | 0 | 1 | 1 | 1 |
| 20 Matt Joyce, L (1, 7)<br>OBP: 0.387, SLG: 0.417 | | B SI 91<br>C FF 92<br>B CU 76<br>X FF 91<br>2-1 ③<br>F8 | | X FF 93<br>0-0 ②<br>SF8<br>2-3<br>3-H | C SI 91<br>S CU 81<br>X CU 81<br>0-2 ③<br>G4-3 | | X FF 95<br>0-0 ②<br>SF8<br>3-H | | | 2 | 0 | 0 | 2 | 0 | 0 | 1 |
| 8 Desmond Jennings, R (1, 8)<br>OBP: 0.363, SLG: 0.452 | | | X FF 91<br>0-0<br>7<br>S<br>7<br>1B<br>1B | B SL 80<br>B SL 80<br>B SI 93<br>B FF 92<br>4-0<br>11<br>1B<br>BB | | H CU 80<br>1-0<br>11<br>CS<br>HBP | B CU 84<br>F FF 93<br>B FF 96<br>S FF 96<br>F FF 95<br>D SL 87<br>F FF 95<br>X FF 96<br>3-2 ③<br>F7 | | | 2 | 1 | 1 | 0 | 1 | 0 | 2 |
| 11 Yunel Escobar, R (1, 6)<br>OBP: 0.309, SLG: 0.339 | | | C FF 91<br>X SL 81<br>0-1 ①<br>F9 | B CU 75<br>C FF 92<br>F FF 92<br>F FF 92<br>X FF 92<br>1-2<br>1-3<br>3-H<br>1B | B SI 90<br>B SI 90<br>D SI 90<br>C SI 90<br>C SI 90<br>S CU 82<br>3-3 ①②<br>K<br>1-2 | | | B FF 94<br>X FF 92<br>1-0 ①<br>F8 | | 4 | 0 | 1 | 1 | 0 | 1 | 2 |
| 24 Ryan Hanigan, R (1, 2)<br>OBP: 0.344, SLG: 0.412 | | | C FC 91<br>B SL 81<br>1 SAFE<br>C FF 91<br>C FF 93<br>1-3 ②<br>K | C SI 91<br>F CU 79<br>F FF 92<br>X CU 78<br>0-2 ③<br>G5-3 | B SI 92<br>C CU 81<br>F SI 92<br>F CU 83<br>S CU 81<br>1-3 ③<br>K | | | C FF 94<br>C CU 84<br>X CU 84<br>0-2 ②<br>F7 | | 4 | 0 | 0 | 0 | 0 | 2 | 3 |
| Inning Stats | R: 0<br>E: 0<br>K: 0<br>S: 5<br>H: 0<br>LOB: 0<br>BB: 0<br>P: 10 | R: 0<br>E: 0<br>K: 0<br>S: 6<br>H: 0<br>LOB: 0<br>BB: 0<br>P: 11 | R: 1<br>E: 0<br>K: 1<br>S: 9<br>H: 2<br>LOB: 1<br>BB: 0<br>P: 11 | R: 2<br>E: 0<br>K: 1<br>S: 18<br>H: 3<br>LOB: 2<br>BB: 1<br>P: 27 | R: 2<br>E: 0<br>K: 1<br>S: 13<br>H: 3<br>LOB: 1<br>BB: 0<br>P: 17 | R: 0<br>E: 0<br>K: 2<br>S: 7<br>H: 0<br>LOB: 0<br>BB: 0<br>P: 12 | R: 2<br>E: 0<br>K: 0<br>S: 16<br>H: 2<br>LOB: 2<br>BB: 2<br>P: 32 | R: 0<br>E: 0<br>K: 0<br>S: 7<br>H: 0<br>LOB: 0<br>BB: 0<br>P: 8 | | 1B: 7<br>2B: 3<br>3B: 0<br>HR: 0<br>SF: 2<br>SAC: 0<br>DP: 0<br>HBP: 1 | | | WP: 0<br>PB: 0<br>SB: 1<br>CS: 1<br>PA: 37 | |

# BOTTOM

## Cleveland Indians @ Tampa Bay Rays

Tropicana Field, St. Petersburg, FL

Sat May 10 2014, 7:11 PM - 10:12 PM EDT

Att. 29,212 - Dome - 72 F

livebaseballscorecards.com

| | |
|---|---|
| AB | 31 |
| R | 7 |
| H | 10 |
| RBI | 7 |
| BB | 3 |
| SO | 5 |
| LOB | 10 |

| PITCHER | | IP | WLS | BF | H | R | ER | SO | BB | IBB | HBP | BLK | WP | HR | S | P | ERA | WHIP |
|---|---|---|---|---|---|---|---|---|---|---|---|---|---|---|---|---|---|---|
| 34 Zach McAllister, R<br>ERA: 3.89 | (1, 1) | 4.1 | L | 22 | 8 | 5 | 5 | 2 | 1 | 0 | 0 | 0 | 0 | 0 | 45 | 69 | 10.38 | 2.077 |
| 20 C.C. Lee, R<br>ERA: 3.72 | (5, 1) | 1.2 | | 5 | 0 | 0 | 0 | 3 | 0 | 0 | 1 | 0 | 0 | 0 | 13 | 19 | 0.00 | 0.000 |
| 88 Josh Outman, L<br>ERA: 3.72 | (7, 1) | 0.1 | | 4 | 2 | 2 | 2 | 0 | 0 | 1 | 0 | 0 | 0 | 0 | 9 | 18 | 54.00 | 6.000 |
| 59 Carlos Carrasco, R<br>ERA: 5.81 | (7, 1) | 1.2 | | 6 | 0 | 0 | 0 | 0 | 1 | 0 | 0 | 0 | 0 | 0 | 14 | 22 | 0.00 | 0.600 |

| PITCHER | IP | WLS | BF | H | R | ER | SO | BB | IBB | HBP | BLK | WP | HR | S | P | ERA | WHIP |
|---|---|---|---|---|---|---|---|---|---|---|---|---|---|---|---|---|---|

| Batter | 1 | 2 | 3 | 4 | 5 | 6 | 7 | 8 | 9 | AB | R | H | RBI | BB | SO | LOB |
|---|---|---|---|---|---|---|---|---|---|---|---|---|---|---|---|---|
| 24 Michael Bourn, L (1, 8)<br>OBP: 0.268, SLG: 0.346 | B SI 93<br>F FF 94<br>C FF 94<br>C FF 94<br>1-3 ① K | S SL 88<br>S SL 87<br>B SL 89<br>X FF 95<br>1-2<br>1-H<br>2-H<br>2B | | C FF 94<br>X SI 94<br>0-1 ③ L7 | | C FF 92<br>B CU 75<br>F CH 79<br>S FF 94<br>1-3 ② K | | X SI 90<br>0-0 ② G4-3 | | 5 | 0 | 1 | 2 | 0 | 2 | 1 |
| 8 Lonnie Chisenhall, L (1, 5)<br>OBP: 0.395, SLG: 0.446 | B FF 94<br>C FF 93<br>S SL 87<br>B FF 96<br>X SL 88<br>2-2 ② G6-3 | B SI 96<br>S SL 87<br>X SL 88<br>1-1 ③ G6-3 | | | X SL 85<br>0-0 ① G4-3 | C FF 92<br>S FC 93<br>C FC 94<br>0-3 ③ K | | B FS 80<br>B SI 91<br>F FC 87<br>S SI 91<br>X FC 87<br>2-2<br>2B | | 5 | 0 | 1 | 0 | 0 | 1 | 1 |
| 23 Michael Brantley, L (1, 10)<br>OBP: 0.348, SLG: 0.493 | B SI 96<br>C SL 85<br>B SL 87<br>B CH 85<br>D SI 95<br>4-1<br>41<br>2B<br>BB | | B FF 93<br>F SI 93<br>B SL 87<br>C SL 88<br>X SL 86<br>2-2<br>7<br>G4-3-6-3<br>41<br>BB<br>1B | | B SL 85<br>X FF 94<br>1-0 ② G4-3 | | B FC 91<br>C CH 79<br>S FC 91<br>B FC 92<br>T FC 92<br>2-2 ① K | B FS 81<br>S SI 91<br>D SI 91<br>F SI 91<br>F SI 91<br>F FS 83<br>F FS 82<br>F SI 92<br>F SI 92<br>3-2 ③ F9<br>F FS 87<br>B SI 92<br>F FS 81<br>X FS 81 | | 4 | 0 | 1 | 0 | 1 | 1 | 1 |
| 41 Carlos Santana, S (1, 3)<br>OBP: 0.319, SLG: 0.281 | B SI 93<br>X SI 91<br>1-0 ③<br>1-H<br>2B | | C SL 86<br>B SL 86<br>B FF 94<br>B SL 86<br>C SL 86<br>B SI 95<br>4-2<br>7<br>G4-3-6-3<br>1-2<br>BB | | F FF 94<br>B FF 94<br>B FF 96<br>B SI 95<br>X SL 88<br>3-2<br>7<br>BB<br>1B | | B CU 78<br>F FC 91<br>C FC 92<br>B CH 79<br>B FF 92<br>B CH 80<br>4-2<br>7<br>BB | | B CU 78<br>C CU 76<br>C FF 90<br>X FS 82<br>1-2 ① G5-3 | 3 | 0 | 2 | 0 | 2 | 0 | 0 |
| 7 David Murphy, L (1, 9)<br>OBP: 0.331, SLG: 0.369 | | C FF 94<br>X FF 95<br>0-1 ① G6-3 | B SL 87<br>X SI 94<br>1-0 ① ② G4-3-6-3<br>1-2f<br>2-3 | | B SL 86<br>B SI 93<br>B SI 94<br>C SI 94<br>B SI 94<br>4-1<br>1-2<br>BB | | C FC 92<br>B FC 92<br>B FC 91<br>B CH 80<br>F FC 90<br>F FC 91<br>B FC 92<br>4-2<br>10<br>FC6-4<br>1-2<br>BB | | B FF 90<br>C CU 77<br>B FS 83<br>X FF 90<br>2-1 ② L7 | 3 | 0 | 0 | 0 | 2 | 0 | 2 |
| 13 Asdrúbal Cabrera, S (1, 6)<br>OBP: 0.325, SLG: 0.391 | | C FF 94<br>L FF 94<br>B FF 95<br>B SI 94<br>B SL 88<br>B FF 94<br>4-2<br>10<br>1B<br>6<br>1B<br>BB | C SL 86<br>B SL 85<br>F SI 95<br>X SL 87<br>1-2 ③ F9 | | S SL 86<br>S SL 86<br>B SL 88<br>B FF 95<br>X SL 86<br>2-2 ③ G1-3 | | B FC 85<br>C FC 85<br>B FS 80<br>S FC 86<br>X SI 91<br>2-2 ② F6 | | X FS 80<br>0-0<br>1B | 4 | 1 | 1 | 0 | 1 | 0 | 5 |
| 10 Yan Gomes, R (1, 2)<br>OBP: 0.305, SLG: 0.473 | B FF 93<br>B FF 93<br>S FF 94<br>F FF 93<br>X FF 95<br>2-2<br>6<br>1B<br>24<br>2B<br>1-3<br>1B | | | X SI 94<br>0-0 ① G5-3 | | C SL 82<br>F FF 94<br>B SL 86<br>B SL 86<br>F SL 86<br>F FF 95<br>B FF 96<br>X SL 86<br>3-2<br>HR | B FC 86<br>X SI 90<br>1-0 ③ FC6-4<br>1-2f | | C FF 89<br>D CU 77<br>B CU 77<br>B CU 76<br>F FF 89<br>X FF 89<br>3-2 ③ G6-3 | 5 | 2 | 2 | 1 | 0 | 0 | 3 |
| 6 Nyjer Morgan, L (1, 7)<br>OBP: 0.429, SLG: 0.439 | B SI 95<br>F SL 86<br>S FF 95<br>X SI 95<br>1-2<br>24<br>2B<br>1-2<br>3-H<br>1B | | | C FF 94<br>S SI 96<br>F SL 88<br>B SL 86<br>F SI 96<br>S FF 96<br>1-3 ② K | | F FF 90<br>X FF 92<br>0-1<br>4<br>WP<br>4<br>BLK<br>4<br>SF8<br>1B | | X FS 87<br>0-0<br>HR | | 4 | 3 | 3 | 2 | 0 | 1 | 0 |
| 4 Mike Aviles, R (1, 4)<br>OBP: 0.337, SLG: 0.442 | | B FF 94<br>B FF 94<br>X SL 86<br>2-0 ② F6 | | B SI 94<br>F SL 85<br>X SI 95<br>1-1<br>1B | | S CH 80<br>1 SAFE<br>B CH 78<br>D CH 79<br>C FC 94<br>F FF 94<br>F FF 93<br>F CH 79<br>X FF 94<br>2-2 ① SF8<br>1-H | | C FC 86<br>X SL 83<br>0-1 ① G6-3 | | 3 | 0 | 1 | 1 | 0 | 0 | 2 |
| Inning Stats | R: 0<br>E: 0<br>K: 1<br>S: 8<br>H: 1<br>LOB: 2<br>BB: 1<br>P: 16 | R: 3<br>E: 0<br>K: 0<br>S: 16<br>H: 3<br>LOB: 1<br>BB: 1<br>P: 27 | R: 0<br>E: 0<br>K: 0<br>S: 9<br>H: 1<br>LOB: 1<br>BB: 1<br>P: 17 | R: 0<br>E: 0<br>K: 1<br>S: 11<br>H: 1<br>LOB: 1<br>BB: 0<br>P: 13 | R: 0<br>E: 0<br>K: 0<br>S: 9<br>H: 1<br>LOB: 2<br>BB: 1<br>P: 19 | R: 2<br>E: 0<br>K: 2<br>S: 19<br>H: 2<br>LOB: 0<br>BB: 0<br>P: 25 | R: 0<br>E: 0<br>K: 1<br>S: 12<br>H: 0<br>LOB: 2<br>BB: 2<br>P: 25 | R: 1<br>E: 0<br>K: 0<br>S: 17<br>H: 2<br>LOB: 1<br>BB: 0<br>P: 22 | R: 0<br>E: 0<br>K: 0<br>S: 9<br>H: 1<br>LOB: 1<br>BB: 0<br>P: 15 | 1B: 7<br>2B: 3<br>3B: 0<br>HR: 2<br>SF: 1<br>SAC: 0<br>DP: 1<br>HBP: 0 | WP: 1<br>PB: 0<br>SB: 0<br>CS: 0<br>PA: 43 | | | | | |

| PITCHER | | IP | WLS | BF | H | R | ER | SO | BB | IBB | HBP | BLK | WP | HR | S | P | ERA | WHIP |
|---|---|---|---|---|---|---|---|---|---|---|---|---|---|---|---|---|---|---|
| 22 Chris Archer, R<br>ERA: 5.16 | (1, 1) | 5.0 | L | 25 | 8 | 4 | 4 | 2 | 4 | 0 | 0 | 0 | 0 | 1 | 58 | 100 | 7.20 | 2.400 |
| 26 Brad Boxberger, R<br>ERA: 1.69 | (6, 1) | 1.1 | | 7 | 1 | 1 | 1 | 3 | 2 | 0 | 0 | 1 | 1 | 0 | 22 | 35 | 6.75 | 2.250 |
| 47 Brandon Gomes, R<br>ERA: 4.66 | (7, 1) | 1.2 | | 7 | 2 | 1 | 1 | 0 | 0 | 0 | 0 | 0 | 0 | 1 | 21 | 29 | 5.40 | 1.200 |
| 62 Joel Peralta, R<br>ERA: 6.6 | (9, 1) | 1.0 | | 4 | 1 | 0 | 0 | 0 | 0 | 0 | 0 | 0 | 0 | 0 | 9 | 15 | 0.00 | 1.000 |

| PITCHER | IP | WLS | BF | H | R | ER | SO | BB | IBB | HBP | BLK | WP | HR | S | P | ERA | WHIP |
|---|---|---|---|---|---|---|---|---|---|---|---|---|---|---|---|---|---|

# TOP

# Cleveland Indians @ Tampa Bay Rays

Tropicana Field, St. Petersburg, FL

Sun May 11 2014, 1:42 PM - 5:30 PM EDT

Att. 23,679 - Dome - 72 F

livebaseballscorecards.com

| | |
|---|---|
| AB | 36 |
| R | 6 |
| H | 12 |
| RBI | 6 |
| BB | 6 |
| SO | 5 |
| LOB | 15 |

# BOTTOM

| Batter | 1 | 2 | 3 | 4 | 5 | 6 | 7 | 8 | 9 | AB | R | H | RBI | BB | SO | LOB |
|---|---|---|---|---|---|---|---|---|---|---|---|---|---|---|---|---|
| 7 David DeJesus, L (1, 10)<br>OBP: 0.356, SLG: 0.451<br>11 Logan Forsythe, R (7, PH) (8, 10)<br>OBP: 0.257, SLG: 0.258 | C FF 86<br>B FF 89<br>S FF 88<br>B FC 85<br>F FF 90<br>B FC 86<br>F FF 86<br>X FF 88<br>3-2<br>L8<br>① | | B CH 83<br>C FF 88<br>X CH 79<br>1-1<br>P6<br>③ | | C CU 72<br>B FC 84<br>C CU 73<br>F CH 81<br>F FF 89<br>F CU 75<br>X FC 85<br>1-2<br>1-2<br>1B | | B SL 83<br>F SI 90<br>B SI 92<br>F SL 85<br>F SL 85<br>B SL 81<br>C SL 82<br>3-3<br>K<br>③ | | F FC 93<br>B FC 93<br>X FC 93<br>1-1<br>G6-3<br>① | 3 0 1 0 0 0 0<br>2 0 0 0 0 1 1 | | | | | |
| 18 Ben Zobrist, S (1, 4)<br>OBP: 0.367, SLG: 0.382 | B FF 89<br>C FF 89<br>B CH 81<br>C FF 88<br>B FC 87<br>F FF 89<br>F FF 86<br>S FF 87<br>3-3<br>K<br>② | | | C FF 87<br>B CU 72<br>X CH 80<br>1-1<br>20<br>1B<br>2B | X SI 86<br>0-0<br>G3-1<br>③ | | | B SI 88<br>B SL 83<br>B SI 90<br>C SI 91<br>B SI 91<br>4-1<br>3<br>1B<br>21<br>E<br>BB | B FC 92<br>C FC 93<br>C SL 80<br>F SL 81<br>X FC 94<br>1-2<br>G4-3<br>② | 4 2 1 0 1 1 2 | | | | | |
| 20 Matt Joyce, L (1, 7)<br>OBP: 0.388, SLG: 0.446 | F FF 89<br>B CH 81<br>X FF 90<br>1-1<br>HR | | | X FF 88<br>0-0<br>21<br>G3-6-1<br>3<br>E<br>2-H<br>1B | | B CU 72<br>B FF 88<br>B FC 82<br>C FF 86<br>S CH 83<br>X CH 84<br>3-2<br>G4-3<br>① | | C SL 84<br>F SI 91<br>S SL 84<br>0-3<br>K<br>① | X SL 80<br>0-0<br>F9<br>③ | 5 1 2 2 0 1 1 | | | | | |
| 3 Evan Longoria, R (1, 5)<br>OBP: 0.339, SLG: 0.423 | S FC 85<br>X FF 91<br>0-1<br>G6-3<br>③ | | | D CU 74<br>S FC 84<br>1 SAFE<br>1 SAFE<br>B FF 88<br>X FC 85<br>2-1<br>E1<br>21<br>G3-6-1<br>1-2 | | X FC 83<br>0-0<br>1B | | S SL 83<br>B SL 84<br>X SI 92<br>1-1<br>21<br>E<br>9<br>1B<br>1-3<br>1B | | 4 1 2 0 0 0 1 | | | | | |
| 21 James Loney, L (1, 3)<br>OBP: 0.388, SLG: 0.421 | | C FF 88<br>B FC 85<br>B FF 89<br>F FF 89<br>X CH 80<br>2-2<br>F7<br>① | | B FF 88<br>C FF 87<br>B FC 85<br>X CH 80<br>2-1<br>G3-6-1<br>①<br>②<br>1-2f<br>2-3 | | C FC 83<br>B SI 86<br>B CH 79<br>B CH 81<br>1 SAFE<br>X FF 87<br>3-1<br>L7<br>② | | B SI 91<br>X SI 92<br>1-0<br>E1<br>8<br>HBP<br>9<br>1B<br>11<br>SF9<br>1-2<br>3-H | | 4 1 0 1 0 0 4 | | | | | |
| 9 Wil Myers, R (1, 9)<br>OBP: 0.312, SLG: 0.389 | | C FF 90<br>B CU 74<br>S FC 86<br>B FF 90<br>F CU 74<br>X FC 85<br>2-2<br>G5-3<br>② | | C CU 75<br>F FC 85<br>B FF 89<br>X CU 76<br>1-2<br>G5-3<br>③ | | C FC 82<br>B FF 87<br>B FC 83<br>D CU 75<br>C FF 88<br>F FF 88<br>X FF 88<br>3-2<br>G6-3<br>③ | | B KC 83<br>B FF 96<br>B FF 96<br>C FF 96<br>X FF 96<br>3-1<br>11<br>SF9<br>8<br>HBP<br>1-2<br>2-H<br>1B | | 4 0 1 1 0 0 2 | | | | | |
| 8 Desmond Jennings, R (1, 8)<br>OBP: 0.360, SLG: 0.442 | | C FC 85<br>B CU 76<br>B FF 90<br>X FC 85<br>2-1<br>F9<br>③ | | | C CU 73<br>C FF 88<br>B CU 77<br>F FC 84<br>B CU 76<br>S FC 84<br>2-3<br>K<br>① | | B SL 87<br>S SL 86<br>B FF 93<br>F FF 92<br>B CU 80<br>S SL 88<br>3-3<br>K<br>① | C FF 96<br>B KC 86<br>D KC 85<br>B FF 96<br>F FF 96<br>H FF 96<br>4-2<br>1-2<br>2-3<br>HBP | | 3 0 0 0 0 2 0 | | | | | |
| 11 Yunel Escobar, R (1, 6)<br>OBP: 0.308, SLG: 0.338 | | | X FF 88<br>0-0<br>P3<br>① | | C FF 88<br>B FF 89<br>B FF 89<br>F FC 82<br>F FC 84<br>X CU 73<br>2-2<br>G5-3<br>② | | C SL 88<br>X CU 80<br>0-1<br>28<br>G3<br>1B | F FF 94<br>B FF 95<br>C FF 95<br>B KC 83<br>B FF 96<br>X FF 95<br>3-2<br>SF9<br>②<br>2-3<br>3-H | | 3 0 1 1 0 0 0 | | | | | |
| 28 José Molina, R (1, 2)<br>OBP: 0.174, SLG: 0.136<br>24 Ryan Hanigan, R (8, PH) (9, 2)<br>OBP: 0.340, SLG: 0.407 | | | C FF 89<br>B FF 89<br>X FC 86<br>1-1<br>L8<br>② | | B CU 75<br>B FF 89<br>C SI 86<br>X FC 83<br>2-1<br>7<br>1B<br>1B | | C FF 92<br>X SL 87<br>0-1<br>G3<br>②<br>1-2 | B FF 94<br>B FF 95<br>C FF 95<br>F FF 94<br>S FF 95<br>2-3<br>K<br>③ | | 3 0 1 0 0 0 1<br>1 0 0 0 0 1 2 | | | | | |
| Inning Stats | R: 1 H: 1<br>E: 0 LOB: 0<br>K: 1 BB: 0<br>S: 14 P: 21 | R: 0 H: 0<br>E: 0 LOB: 0<br>K: 0 BB: 0<br>S: 9 P: 15 | R: 0 H: 0<br>E: 0 LOB: 0<br>K: 0 BB: 0<br>S: 5 P: 7 | R: 1 H: 2<br>E: 1 LOB: 1<br>K: 0 BB: 0<br>S: 10 P: 16 | R: 0 H: 2<br>E: 0 LOB: 2<br>K: 1 BB: 0<br>S: 17 P: 24 | R: 0 H: 1<br>E: 0 LOB: 1<br>K: 0 BB: 0<br>S: 10 P: 19 | R: 0 H: 1<br>E: 0 LOB: 1<br>K: 2 BB: 0<br>S: 11 P: 17 | R: 3 H: 2<br>E: 1 LOB: 2<br>K: 2 BB: 1<br>S: 17 P: 35 | R: 0 H: 0<br>E: 0 LOB: 0<br>K: 0 BB: 0<br>S: 7 P: 9 | 1B: 7 SF: 1<br>2B: 1 SAC: 0<br>3B: 0 DP: 1<br>HR: 1 HBP: 1 | | | | | | |

| PITCHER | | IP | WLS | BF | H | R | ER | SO | BB | IBB | HBP | BLK | WP | HR | S | P | ERA | WHIP |
|---|---|---|---|---|---|---|---|---|---|---|---|---|---|---|---|---|---|---|
| 43 Josh Tomlin, R<br>ERA: 2.13 | (1, 1) | 6.0 | W | 24 | 6 | 2 | 2 | 2 | 0 | 0 | 0 | 0 | 0 | 1 | 65 | 102 | 3.00 | 1.000 |
| 48 Scott Atchison, R<br>ERA: 1.8 | (7, 1) | 0.2 | H | 3 | 1 | 0 | 0 | 1 | 0 | 0 | 0 | 0 | 0 | 0 | 7 | 10 | 0.00 | 1.500 |
| 35 Marc Rzepczynski, L<br>ERA: 2.63 | (7, 1) | 0.2 | H | 5 | 1 | 3 | 1 | 2 | 1 | 0 | 0 | 0 | 0 | 0 | 11 | 20 | 13.50 | 3.000 |
| 37 Cody Allen, R<br>ERA: 1.76 | (8, 1) | 0.2 | H | 4 | 1 | 0 | 0 | 1 | 0 | 0 | 1 | 0 | 0 | 0 | 10 | 22 | 0.00 | 1.500 |
| 27 Bryan Shaw, R<br>ERA: 1.45 | (9, 1) | 1.0 | S | 3 | 0 | 0 | 0 | 0 | 0 | 0 | 0 | 0 | 0 | 0 | 7 | 9 | 0.00 | 0.000 |

| PITCHER | IP | WLS | BF | H | R | ER | SO | BB | IBB | HBP | BLK | WP | HR | S | P | ERA | WHIP |
|---|---|---|---|---|---|---|---|---|---|---|---|---|---|---|---|---|---|

# Cleveland Indians @ Tampa Bay Rays

Tropicana Field, St. Petersburg, FL

Sun May 11 2014, 1:42 PM - 5:30 PM EDT

Att. 23,679 - Dome - 72 F

livebaseballscorecards.com

| | |
|---|---|
| AB | 36 |
| R | 5 |
| H | 9 |
| RBI | 5 |
| BB | 1 |
| SO | 6 |
| LOB | 14 |

WP: 0 PA: 39
PB: 0
SB: 0
CS: 0

| Batter | 1 | 2 | 3 | 4 | 5 | 6 | 7 | 8 | 9 | AB | R | H | RBI | BB | SO | LOB |
|---|---|---|---|---|---|---|---|---|---|---|---|---|---|---|---|---|
| 7 David DeJesus, L (1, 10)<br>OBP: 0.358, SLG: 0.458 | C SI 93<br>B SI 94<br>B CU 81<br>B CH 89<br>C SI 94<br>X FF 94<br>3-2 ①<br>F9 | | B SI 94<br>C SI 93<br>X CH 90<br>1-1 ③<br>G4-3 | | | B SI 93<br>X SI 92<br>1-0<br>1B | C FF 96<br>B CH 88<br>F SI 96<br>F CU 78<br>F CU 80<br>F FF 97<br>B CH 88<br>B FF 97<br>F FF 97<br>3-2<br>X FF 97<br>2-H<br>2B | | C FF 96<br>D SI 95<br>B SI 94<br>F SI 95<br>C CU 85<br>2-3 ③<br>K | 5 | 0 | 2 | 1 | 0 | 1 | 1 |
| 18 Ben Zobrist, S (1, 4)<br>OBP: 0.360, SLG: 0.374<br>5 Brandon Guyer, R (6, 9)<br>OBP: 0.194, SLG: 0.200 | F SI 94<br>B CU 82<br>B CU 81<br>X SI 93<br>2-1 ②<br>P6 | | | B SI 92<br>X SI 92<br>1-0 ①<br>L8 | | B CH 88<br>F CH 89<br>F CU 81<br>C FF 93<br>1-3 ②<br>K | C SI 91<br>X SL 91<br>0-1 ③<br>G3 | | | 3 | 0 | 0 | 0 | 0 | 1 | 1 |
| | | | | | | | | | | 1 | 0 | 0 | 0 | 0 | 0 | 1 |
| 20 Matt Joyce, L (1, 7)<br>OBP: 0.376, SLG: 0.429 | F SI 94<br>S CH 90<br>S CH 91<br>0-3 ③<br>K | | | S CH 88<br>S CU 82<br>B FF 93<br>B SI 94<br>X FF 93<br>2-2 ②<br>G4-3 | | S CH 89<br>S CU 82<br>S CH 89<br>0-3 ③<br>K | | B FF 95<br>B CH 86<br>B FF 96<br>C FF 96<br>C FF 95<br>X SI 97<br>3-2 ①<br>G5-3 | | 4 | 0 | 0 | 0 | 0 | 2 | 1 |
| 3 Evan Longoria, R (1, 5)<br>OBP: 0.335, SLG: 0.417<br>1 Sean Rodríguez, R (6, 4)<br>OBP: 0.316, SLG: 0.585 | | B FF 90<br>C CH 91<br>B SL 85<br>F FF 92<br>X CH 90<br>2-2 ①<br>G5-3 | | B SI 93<br>B CH 89<br>B SI 93<br>C SI 93<br>X CH 91<br>3-1 ③<br>F7 | | | C CH 92<br>S SL 84<br>B CH 89<br>X SL 84<br>1-2<br>9<br>1B<br>11<br>1B<br>24<br>2B<br>1B | B SI 93<br>S FF 95<br>B SI 93<br>F FF 96<br>F CU 79<br>F FF 96<br>F FF 96<br>S CU 80<br>2-3 ②<br>K | | 2 | 0 | 0 | 0 | 0 | 0 | 0 |
| | | | | | | | | | | 2 | 1 | 1 | 0 | 0 | 1 | 0 |
| 21 James Loney, L (1, 3)<br>OBP: 0.390, SLG: 0.422<br>11 Logan Forsythe, R (6, 5)<br>OBP: 0.263, SLG: 0.265 | | S SI 93<br>B CU 80<br>C CU 81<br>F FF 94<br>B CH 91<br>F CH 90<br>B SI 94<br>F CH 90<br>X SI 94<br>3-2 ②<br>G4-3 | | | C CU 79<br>F CH 89<br>X FF 93<br>0-2<br>11<br>FC6-4<br>1B | | B SI 92<br>C SI 93<br>S SL 84<br>X SI 93<br>1-2<br>9<br>1B<br>24<br>2B<br>1-2<br>1B | C FF 96<br>S SI 92<br>C CU 79<br>0-3 ③<br>K | | 2 | 0 | 1 | 0 | 0 | 0 | 0 |
| | | | | | | | | | | 2 | 1 | 1 | 0 | 0 | 1 | 0 |
| 9 Wil Myers, R (1, 9)<br>OBP: 0.317, SLG: 0.392<br>(6, 3) | | B SL 85<br>B SL 85<br>S SI 93<br>C CH 90<br>B CH 91<br>X SI 94<br>3-2<br>8<br>FC6<br>1B | | | C SL 84<br>C FF 93<br>B CH 90<br>C SI 93<br>1-3 ①<br>K | | B SL 85<br>B SI 93<br>C SI 93<br>F CH 90<br>X SI 94<br>2-2<br>24<br>2B<br>1-2<br>2-3<br>1B | | X SI 95<br>0-0 ①<br>G5-3 | 4 | 1 | 2 | 0 | 0 | 1 | 1 |
| 8 Desmond Jennings, R (1, 8)<br>OBP: 0.351, SLG: 0.429 | | C SI 94<br>X SL 85<br>0-1 ③<br>FC6<br>1-2f | | | B SI 93<br>F SL 84<br>T CH 90<br>S CH 90<br>1-3 ②<br>K | | B CH 89<br>S CH 91<br>F CH 89<br>B CH 88<br>S CH 90<br>2-3 ①<br>K | | C SI 95<br>C SI 95<br>B CU 86<br>X CU 84<br>1-2 ②<br>G6-3 | 4 | 0 | 0 | 0 | 0 | 2 | 5 |
| 11 Yunel Escobar, R (1, 6)<br>OBP: 0.313, SLG: 0.338 | | C CH 91<br>B SL 84<br>C SL 83<br>B CH 90<br>X CU 80<br>2-2<br>24<br>L4-3<br>1B | | | B SL 85<br>X SI 93<br>1-0 ③<br>FC6-4<br>1-2f | | B CH 90<br>C SI 93<br>S CH 90<br>B CH 91<br>F CH 90<br>F SI 94<br>S CH 90<br>2-3 ②<br>K | | S SI 96<br>B SI 96<br>F SI 96<br>B CU 84<br>B CU 85<br>F CU 86<br>B FF 96<br>4-2<br>24<br>1B<br>24<br>1B<br>BB | 3 | 1 | 1 | 0 | 1 | 1 | 4 |
| 24 Ryan Hanigan, R (1, 2)<br>OBP: 0.347, SLG: 0.422 | | C SI 93<br>S CH 89<br>X CH 90<br>0-2 ① ②<br>L4-3<br>1-1 | | | | X SI 92<br>0-0 ①<br>G5-3 | B SL 85<br>B SI 94<br>F SI 94<br>B SL 85<br>X SI 93<br>3-1<br>7<br>2B<br>1-H<br>2-H<br>3-H<br>2B | | C SI 95<br>X SI 95<br>0-1<br>1-H<br>1B | 4 | 1 | 2 | 4 | 0 | 0 | 1 |
| Inning Stats | R: 0<br>E: 0<br>K: 1<br>S: 8<br>H: 0<br>LOB: 0<br>BB: 0<br>P: 13 | R: 0<br>E: 0<br>K: 0<br>S: 14<br>H: 1<br>LOB: 1<br>BB: 0<br>P: 22 | R: 0<br>E: 0<br>K: 0<br>S: 8<br>H: 1<br>LOB: 0<br>BB: 0<br>P: 11 | R: 0<br>E: 0<br>K: 0<br>S: 6<br>H: 0<br>LOB: 0<br>BB: 0<br>P: 12 | R: 0<br>E: 0<br>K: 2<br>S: 10<br>H: 1<br>LOB: 1<br>BB: 0<br>P: 13 | R: 0<br>E: 0<br>K: 2<br>S: 8<br>H: 1<br>LOB: 1<br>BB: 0<br>P: 10 | R: 4<br>E: 0<br>K: 2<br>S: 28<br>H: 5<br>LOB: 1<br>BB: 0<br>P: 42 | R: 0<br>E: 0<br>K: 2<br>S: 12<br>H: 0<br>LOB: 0<br>BB: 0<br>P: 17 | R: 1<br>E: 0<br>K: 1<br>S: 12<br>H: 1<br>LOB: 1<br>BB: 1<br>P: 19 | 1B: 8<br>2B: 3<br>3B: 0<br>HR: 0<br>SF: 0<br>SAC: 0<br>DP: 1<br>HBP: 0 | | | | | | |

# TOP

## Tampa Bay Rays @ Seattle Mariners

Safeco Field, Seattle, WA

Mon May 12 2014, 7:12 PM - 10:20 PM PDT

Att. 12,392 - Clear - 76 F

livebaseballscorecards.com

| | |
|---|---|
| AB | 36 |
| R | 5 |
| H | 10 |
| RBI | 5 |
| BB | 1 |
| SO | 10 |
| LOB | 15 |

| PITCHER | | IP | WLS | BF | H | R | ER | SO | BB | IBB | HBP | BLK | WP | HR | S | P | ERA | WHIP |
|---|---|---|---|---|---|---|---|---|---|---|---|---|---|---|---|---|---|---|
| 34 Félix Hernández, R<br>ERA: 3.03 | (1, 1) | 6.2 | W | 27 | 8 | 4 | 4 | 7 | 0 | 0 | 0 | 0 | 0 | 0 | 73 | 111 | 5.40 | 1.200 |
| 54 Tom Wilhelmsen, R<br>ERA: 2.29 | (7, 1) | 1.1 | | 5 | 1 | 0 | 0 | 2 | 0 | 0 | 0 | 0 | 0 | 0 | 21 | 29 | 0.00 | 0.750 |
| 31 Yoervis Medina, R<br>ERA: 4.24 | (9, 1) | 1.0 | | 5 | 1 | 1 | 1 | 1 | 1 | 0 | 0 | 0 | 0 | 0 | 12 | 19 | 9.00 | 2.000 |

| PITCHER | IP | WLS | BF | H | R | ER | SO | BB | IBB | HBP | BLK | WP | HR | S | P | ERA | WHIP |
|---|---|---|---|---|---|---|---|---|---|---|---|---|---|---|---|---|---|

# Tampa Bay Rays @ Seattle Mariners

Safeco Field, Seattle, WA

Mon May 12 2014, 7:12 PM - 10:20 PM PDT

Att. 12,392 - Clear - 76 F

BOTTOM

livebaseballscorecards.com

| Batter | 1 | 2 | 3 | 4 | 5 | 6 | 7 | 8 | 9 | AB | R | H | RBI | BB | SO | LOB |
|---|---|---|---|---|---|---|---|---|---|---|---|---|---|---|---|---|
| 99 James Jones, L (1, 8)<br>OBP: 0.462, SLG: 0.522 | B FF 90<br>X FF 91<br>1-0<br>7 E 2B | 1 SAFE<br>B SL 82<br>1 SAFE<br>B SI 91<br>F SI 90<br>X SI 90<br>2-1<br>FC1 7 2B 22 SF7<br>1-3 | X SI 88<br>0-0<br>22 1B 27 1B 1B | | B FF 88<br>F SL 82<br>C CU 69<br>B SL 84<br>X SL 83<br>2-2 ②<br>G3 | | | F SI 91<br>X FS 78<br>0-1 ①<br>L9 | | 5 | 3 | 2 | 0 | 0 | 0 | 1 |
| 7 Stefen Romero, R (1, 9)<br>OBP: 0.282, SLG: 0.419 | C FF 92<br>C CH 85<br>X FF 92<br>0-2<br>E9 22 2B 1B<br>2-H | D CU 71<br>X FF 90<br>1-0<br>15 1B 2B<br>1-3<br>3-H | B CH 84<br>X CH 83<br>1-0 ①<br>F9 | | S CH 84<br>F CU 69<br>S SL 84<br>0-3 ③<br>K | | | C SL 74<br>X SL 73<br>0-1<br>HR | | 5 | 3 | 3 | 3 | 0 | 1 | 1 |
| 22 Robinson Canó, L (1, 4)<br>OBP: 0.354, SLG: 0.383<br>8 Willie Bloomquist, R (7, 4)<br>OBP: 0.200, SLG: 0.205 | X FF 93<br>0-0<br>27 1B 2B<br>2-H | F SL 83<br>X SL 83<br>0-1 ①<br>SF7<br>3-H | B CU 68<br>D SL 82<br>X SL 83<br>2-0<br>27 1B 1B<br>1-2 | | | C SL 80<br>F FF 88<br>X SL 82<br>0-2 ①<br>L7 | | B FF 92<br>F SI 93<br>F SI 93<br>C FF 94<br>1-3 ②<br>K | | 3<br>1 | 1<br>0 | 2<br>0 | 2<br>0 | 0<br>0 | 0<br>1 | 0<br>0 |
| 27 Corey Hart, R (1, 10)<br>OBP: 0.319, SLG: 0.385<br>16 Cole Gillespie, R (8, PH)<br>OBP: 0.333, SLG: 0.316<br>(9, 10) | F CH 86<br>X FF 91<br>0-1 ①<br>1B<br>2-H | B SL 83<br>C CU 70<br>B CH 83<br>B CH 86<br>D CH 84<br>4-1<br>15 1B 13 E BB | B CH 84<br>X CH 85<br>1-0<br>17 G5-4-3 1B<br>1-3<br>2-H | | | C SL 81<br>B CU 70<br>S CH 84<br>B CU 67<br>S SL 83<br>2-3 ②<br>K | | B FF 94<br>C FF 93<br>C FS 79<br>F FF 93<br>X FS 80<br>1-2<br>17 HR 1B | | 3<br>1 | 1<br>1 | 2<br>1 | 2<br>1 | 1<br>0 | 1<br>0 | 0<br>0 |
| 17 Justin Smoak, S (1, 3)<br>OBP: 0.307, SLG: 0.442 | S FF 91<br>B CU 69<br>X SL 84<br>1-1 ②<br>G1-3 | X FF 91<br>0-0 ②<br>L9 | F FF 90<br>X SL 83<br>0-1 ②③<br>G5-4-3<br>1-2f | | | B CU 68<br>C CH 84<br>B CU 68<br>F CH 84<br>B SL 82<br>T SL 83<br>3-2 ③<br>K | | S FS 79<br>F FF 94<br>X FS 81<br>0-2<br>HR<br>1-H | | 5 | 1 | 1 | 2 | 0 | 1 | 4 |
| 15 Kyle Seager, L (1, 5)<br>OBP: 0.340, SLG: 0.460 | C SL 85<br>S SL 85<br>X SL 85<br>0-2<br>1B | B CU 69<br>F FF 89<br>X FF 90<br>1-1<br>13 E 1B<br>1-3<br>2-H | | B SL 83<br>B SL 83<br>T SL 83<br>F SL 83<br>C CU 70<br>2-3 ①<br>K | | | B SL 79<br>F SI 87<br>C CU 68<br>B CU 68<br>S CU 68<br>2-3 ①<br>K | B FS 78<br>C SI 94<br>F SI 94<br>F FF 94<br>B FS 81<br>X SL 77<br>2-2 ③<br>L7 | | 5 | 0 | 2 | 1 | 0 | 2 | 0 |
| 13 Dustin Ackley, L (1, 7)<br>OBP: 0.320, SLG: 0.418 | C SI 91<br>C SL 84<br>X SL 84<br>0-2 ③<br>G1-3 | C SL 82<br>B CU 68<br>B CU 70<br>S SL 83<br>X SL 84<br>2-2<br>E3 3 BB<br>1-3<br>3-H | S CU 70<br>B SL 84<br>X SL 84<br>1-1 ②<br>G4-3 | | | | C SL 80<br>B CU 68<br>B FF 88<br>F SL 81<br>B SL 82<br>X SL 83<br>3-2 ②<br>L7 | | | 4 | 0 | 0 | 0 | 0 | 0 | 2 |
| 3 Mike Zunino, R (1, 2)<br>OBP: 0.296, SLG: 0.491 | | C CU 70<br>B CH 84<br>X FF 92<br>1-1<br>HR<br>C SL 83<br>B FF 89<br>B CU 69<br>C CU 69<br>F SL 83<br>B CU 66<br>F SL 83<br>D CH 84<br>1-2<br>4-2<br>BB | B CH 85<br>S CH 85<br>F CU 70<br>B SL 85<br>X CH 83<br>2-2 ③<br>L7 | | | | C SL 75<br>B SL 77<br>C FF 94<br>B FS 80<br>B FF 94<br>B SI 95<br>4-2<br>BB | | | 2 | 1 | 1 | 1 | 2 | 0 | 0 |
| 5 Brad Miller, L (1, 6)<br>OBP: 0.216, SLG: 0.272 | | C FF 91<br>X FF 91<br>0-1<br>E5 99 C 99 FC1 7 2B<br>X SL 84<br>0-0 ③<br>G3 | | | B FF 88<br>F FF 88<br>F FF 90<br>S SL 83<br>1-3 ①<br>K | | C FF 94<br>X FS 80<br>0-1 ③<br>G3 | | | 4 | 1 | 0 | 0 | 0 | 1 | 4 |
| Inning Stats | R: 3<br>E: 1<br>K: 0<br>S: 15<br>H: 5<br>LOB: 1<br>BB: 0<br>P: 17 | R: 5<br>E: 3<br>K: 0<br>S: 22<br>H: 3<br>LOB: 3<br>BB: 2<br>P: 37 | R: 1<br>E: 0<br>K: 0<br>S: 6<br>H: 3<br>LOB: 1<br>BB: 0<br>P: 10 | R: 0<br>E: 0<br>K: 1<br>S: 8<br>H: 0<br>LOB: 0<br>BB: 0<br>P: 13 | R: 0<br>E: 0<br>K: 2<br>S: 9<br>H: 0<br>LOB: 0<br>BB: 0<br>P: 12 | R: 0<br>E: 0<br>K: 2<br>S: 9<br>H: 0<br>LOB: 0<br>BB: 0<br>P: 14 | R: 0<br>E: 0<br>K: 1<br>S: 10<br>H: 0<br>LOB: 1<br>BB: 1<br>P: 19 | R: 3<br>E: 0<br>K: 1<br>S: 18<br>H: 3<br>LOB: 0<br>BB: 0<br>P: 22 | | 1B: 8<br>2B: 3<br>3B: 0<br>HR: 3<br>SF: 1<br>SAC: 0<br>DP: 1<br>HBP: 0 | | | | | |

| | AB | 38 |
|---|---|---|
| | R | 12 |
| | H | 14 |
| | RBI | 11 |
| | BB | 3 |
| | SO | 7 |
| | LOB | 12 |

WP: 0 PA: 42
PB: 0
SB: 0
CS: 0

| PITCHER | | IP | WLS | BF | H | R | ER | SO | BB | IBB | HBP | BLK | WP | HR | S | P | ERA | WHIP |
|---|---|---|---|---|---|---|---|---|---|---|---|---|---|---|---|---|---|---|
| 27 Cesár Ramos, L<br>ERA: 3.71 | (1, 1) | 6.2 | L | 34 | 11 | 9 | 5 | 6 | 2 | 0 | 0 | 0 | 0 | 1 | 75 | 114 | 6.75 | 1.950 |
| 52 Josh Lueke, R<br>ERA: 5.09 | (7, 1) | 1.1 | | 8 | 3 | 3 | 3 | 1 | 1 | 0 | 0 | 0 | 0 | 2 | 22 | 30 | 20.25 | 3.000 |

| PITCHER | IP | WLS | BF | H | R | ER | SO | BB | IBB | HBP | BLK | WP | HR | S | P | ERA | WHIP |
|---|---|---|---|---|---|---|---|---|---|---|---|---|---|---|---|---|---|

| Batter | 1 | 2 | 3 | 4 | 5 | 6 | 7 | 8 | 9 | AB | R | H | RBI | BB | SO | LOB |
|---|---|---|---|---|---|---|---|---|---|---|---|---|---|---|---|---|
| 9 Wil Myers, R (1, 9)<br>OBP: 0.309, SLG: 0.382 | C SI 87<br>B SI 88<br>X SL 81<br>1-1 ① F7 | | C SI 89<br>F SI 89<br>S SI 85<br>0-3 ③ K | | | B SL 77<br>X SI 88<br>1-0 ① G1-3 | | D SL 81<br>B SI 89<br>C SL 82<br>S SI 90<br>B FS 85<br>F FS 86<br>C SL 80<br>3-3 ③ K | | 4 | 0 | 0 | 0 | 0 | 2 | 1 |
| 7 David DeJesus, L (1, 10)<br>OBP: 0.363, SLG: 0.500 | B SI 87<br>X SI 87<br>1-0 2B | | | X SI 87<br>0-0 ① P5 | | C SL 79<br>B FS 83<br>B SI 88<br>F SI 89<br>X FS 85<br>2-2 ② G1-3 | | | C SI 93<br>C CH 79<br>B CH 82<br>B SI 97<br>F SI 96<br>X CH 82<br>2-2 HR | 4 | 1 | 2 | 1 | 0 | 0 | 0 |
| 3 Evan Longoria, R (1, 5)<br>OBP: 0.327, SLG: 0.406 | C SL 82<br>F SI 89<br>F FS 84<br>B SL 79<br>X SI 89<br>1-2 ② L9 | | | C SI 89<br>B FS 86<br>F SI 89<br>S FS 84<br>1-3 ② K | | X SI 88<br>0-0 ③ G5-3 | | | C SI 96<br>C SI 96<br>C CH 83<br>0-3 ① K | 4 | 0 | 0 | 0 | 0 | 2 | 1 |
| 18 Ben Zobrist, S (1, 4)<br>OBP: 0.352, SLG: 0.364 | C SL 82<br>X FS 85<br>0-1 ③ G4-3 | | | F SI 90<br>C SL 79<br>F FS 85<br>B SL 80<br>B FF 91<br>X SI 90<br>2-2 ③ F7 | | | X SI 88<br>0-0 ① F8 | | C SI 96<br>X CH 82<br>0-1 ② P2 | 4 | 0 | 0 | 0 | 0 | 0 | 1 |
| 21 James Loney, L (1, 3)<br>OBP: 0.386, SLG: 0.417<br>1 Sean Rodríguez, R (9, PR)<br>OBP: 0.316, SLG: 0.585<br>(9, 3) | | C SI 87<br>B SL 79<br>X FS 83<br>1-1 ① G4-3 | | | C SI 87<br>B FS 84<br>F SL 79<br>X FS 84<br>1-2 ① G4-3 | | B SL 79<br>F FS 82<br>F CU 73<br>B FS 84<br>B SI 90<br>X FS 85<br>3-2 ② G4-3 | | C SI 94<br>F SI 96<br>B CH 82<br>B SI 97<br>F SI 97<br>B CH 82<br>F SI 96<br>X SI 97<br>3-2 8 1B 20 1B 1B | 4<br>0 | 0<br>1 | 1<br>0 | 0<br>0 | 0<br>0 | 0<br>0 | 0<br>0 |
| 8 Desmond Jennings, R (1, 8)<br>OBP: 0.348, SLG: 0.423 | | C SI 87<br>C SI 88<br>X FS 84<br>0-2 ② G5-3 | | | C SI 87<br>X SL 79<br>0-1 ② G6-3 | | C SI 88<br>B SI 89<br>X SI 89<br>1-1 ③ G5-3 | | X SI 96<br>0-0 20 1B<br>1-2 1B | 4 | 0 | 1 | 0 | 0 | 0 | 0 |
| 20 Matt Joyce, L (1, 7)<br>OBP: 0.387, SLG: 0.440 | | L SI 89<br>B SL 78<br>B SL 81<br>X SI 88<br>2-1 ③ F7 | | | X SI 88<br>0-0 11 1B 1B | | | B FS 84<br>S SI 88<br>B FS 84<br>F SI 90<br>X SI 86<br>2-2 11 FC6-4 1B | D CH 84<br>X SI 97<br>1-0 11 BB 1B<br>1-3<br>2-H | 4 | 0 | 3 | 1 | 0 | 0 | 0 |
| 11 Yunel Escobar, R (1, 6)<br>OBP: 0.318, SLG: 0.338 | | | S CU 72<br>B SI 88<br>S SL 79<br>C SL 79<br>1-3 ① K | | B SL 80<br>C SI 87<br>F SI 88<br>1 SAFE<br>X FS 84<br>1-2 1B | | | C SL 82<br>1 SAFE<br>B SI 90<br>F SI 90<br>B SL 80<br>X SI 90<br>2-2 ① FC6-4<br>1-2f | B SI 93<br>B SI 96<br>B SI 95<br>B SI 96<br>4-0 1-2 BB | 3 | 0 | 1 | 0 | 1 | 1 | 1 |
| 28 José Molina, R (1, 2)<br>OBP: 0.167, SLG: 0.130<br>24 Ryan Hanigan, R (8, PH)<br>OBP: 0.340, SLG: 0.413<br>(8, 2) | | | B SI 88<br>C SI 89<br>F SL 80<br>F FS 84<br>S SL 78<br>1-3 ② K | | C SI 88<br>S FS 85<br>F FS 85<br>X SL 79<br>0-2 ③ P4 | | | 1 SAFE<br>C SI 90<br>X SI 89<br>0-1 ② L7 | C FC 90<br>F CU 76<br>S FF 94<br>0-3 ③ K | 2<br>2 | 0<br>0 | 0<br>0 | 0<br>0 | 0<br>0 | 1<br>1 | 2<br>4 |
| Inning Stats | R: 0 H: 1<br>E: 0 LOB: 1<br>K: 0 BB: 0<br>S: 9 P: 12 | R: 0 H: 0<br>E: 0 LOB: 0<br>K: 0 BB: 0<br>S: 7 P: 10 | R: 0 H: 0<br>E: 0 LOB: 0<br>K: 3 BB: 0<br>S: 10 P: 12 | R: 0 H: 0<br>E: 0 LOB: 0<br>K: 1 BB: 0<br>S: 8 P: 11 | R: 0 H: 2<br>E: 0 LOB: 2<br>K: 0 BB: 0<br>S: 13 P: 15 | R: 0 H: 0<br>E: 0 LOB: 0<br>K: 0 BB: 0<br>S: 5 P: 8 | R: 0 H: 0<br>E: 0 LOB: 0<br>K: 0 BB: 0<br>S: 6 P: 10 | R: 0 H: 1<br>E: 0 LOB: 1<br>K: 1 BB: 0<br>S: 12 P: 19 | R: 2 H: 4<br>E: 0 LOB: 3<br>K: 2 BB: 1<br>S: 19 P: 29 | 1B: 6 SF: 0<br>2B: 1 SAC: 0<br>3B: 0 DP: 0<br>HR: 1 HBP: 0 | | | | | WP: 0 PA: 36<br>PB: 0<br>SB: 0<br>CS: 0 | |

| PITCHER | IP | WLS | BF | H | R | ER | SO | BB | IBB | HBP | BLK | WP | HR | S | P | ERA | WHIP |
|---|---|---|---|---|---|---|---|---|---|---|---|---|---|---|---|---|---|
| 18 Hisashi Iwakuma, R (1, 1)<br>ERA: 1.59 | 8.0 | | 28 | 4 | 0 | 0 | 5 | 0 | 0 | 0 | 0 | 0 | 0 | 70 | 97 | 0.00 | 0.500 |
| 56 Fernando Rodney, R (9, 1)<br>ERA: 3.31 | 0.2 | L | 7 | 4 | 2 | 2 | 1 | 1 | 0 | 0 | 0 | 0 | 1 | 16 | 26 | 27.00 | 7.500 |
| 40 Danny Farquhar, R (9, 1)<br>ERA: 3.15 | 0.1 | | 1 | 0 | 0 | 0 | 1 | 0 | 0 | 0 | 0 | 0 | 0 | 3 | 3 | 0.00 | 0.000 |

| PITCHER | IP | WLS | BF | H | R | ER | SO | BB | IBB | HBP | BLK | WP | HR | S | P | ERA | WHIP |
|---|---|---|---|---|---|---|---|---|---|---|---|---|---|---|---|---|---|

# TOP

## Tampa Bay Rays @ Seattle Mariners

Safeco Field, Seattle, WA

Tue May 13 2014, 7:12 PM - 9:59 PM PDT

Att. 13,446 - Clear - 75 F

livebaseballscorecards.com

| | |
|---|---|
| AB | 35 |
| R | 2 |
| H | 8 |
| RBI | 2 |
| BB | 1 |
| SO | 7 |
| LOB | 10 |

# Tampa Bay Rays @ Seattle Mariners

Safeco Field, Seattle, WA

Tue May 13 2014, 7:12 PM - 9:59 PM PDT

Att. 13,446 - Clear - 75 F

livebaseballscorecards.com

## BOTTOM

| Batter | 1 | 2 | 3 | 4 | 5 | 6 | 7 | 8 | 9 | AB | R | H | RBI | BB | SO | LOB |
|---|---|---|---|---|---|---|---|---|---|---|---|---|---|---|---|---|
| 99 James Jones, L (1, 8)<br>OBP: 0.433, SLG: 0.519 | C FF 93<br>S FF 94<br>X SI 95<br>0-2<br>7<br>G3<br>22<br>G3-4<br>2B | C KC 82<br>X FC 87<br>0-1 ②<br>F8 | C SI 95<br>S SI 94<br>C SI 96<br>0-3 ③<br>K | X SI 93<br>0-0 ②<br>B3 | | | | | | 4 | 1 | 1 | 0 | 0 | 1 | 1 |
| 7 Stefen Romero, R (1, 9)<br>OBP: 0.268, SLG: 0.397 | D CH 86<br>B FF 94<br>C CH 87<br>F SI 94<br>X SI 96<br>2-2 ①<br>G3<br>2-3 | S CH 87<br>B FC 87<br>X FC 86<br>1-1 ③<br>G4-3 | | | | X KC 80<br>0-0 ①<br>G5-3 | | X CH 85<br>0-0 ③<br>F7 | | 4 | 0 | 0 | 0 | 0 | 0 | 1 |
| 22 Robinson Canó, L (1, 4)<br>OBP: 0.357, SLG: 0.392 | C SI 95<br>S SI 94<br>F SI 95<br>B SI 96<br>F SI 96<br>B SI 96<br>X FC 89<br>2-2 ②<br>G3-4<br>3-H | | | F SI 94<br>F SI 94<br>B FC 86<br>B SI 95<br>B FC 87<br>F SI 96<br>X SI 96<br>3-2<br>2B | | C SI 93<br>X SI 94<br>0-1<br>27<br>G6-3<br>27<br>WP<br>1B | | | C SI 93<br>B SI 94<br>S FC 85<br>B FF 94<br>B SI 94<br>C SI 95<br>3-3 ①<br>K | 4 | 0 | 2 | 1 | 0 | 1 | 0 |
| 27 Corey Hart, R (1, 10)<br>OBP: 0.310, SLG: 0.373 | B CH 88<br>F CH 87<br>C FC 88<br>C SI 96<br>1-3 ③<br>K | | | C FC 87<br>F FC 87<br>F SI 95<br>F FC 88<br>S SI 96<br>0-3 ①<br>K | | C SI 94<br>B SI 95<br>1 SAFE<br>B FC 87<br>C SI 95<br>X SI 96<br>2-2 ②<br>G6-3<br>1-3 | | | B CH 84<br>X SI 94<br>1-0 ②<br>F7 | 4 | 0 | 0 | 0 | 0 | 2 | 2 |
| 17 Justin Smoak, S (1, 3)<br>OBP: 0.299, SLG: 0.430 | | X CH 86<br>0-0 ①<br>G6-3 | | C FC 88<br>B FC 88<br>B CH 87<br>F CH 86<br>B SI 96<br>S SI 95<br>3-3 ②<br>K | | S SI 95<br>X SI 95<br>0-1 ③<br>P6 | | | C SI 94<br>F SI 94<br>B SI 95<br>S SI 96<br>1-3 ③<br>K | 4 | 0 | 0 | 0 | 0 | 2 | 2 |
| 15 Kyle Seager, L (1, 5)<br>OBP: 0.333, SLG: 0.450 | | C KC 81<br>B FC 87<br>B FC 87<br>X SI 95<br>2-1 ②<br>F7 | | X FC 87<br>0-0 ③<br>P6 | | | B KC 79<br>F KC 78<br>S SI 94<br>C SI 95<br>1-3 ①<br>K | | | 3 | 0 | 0 | 0 | 0 | 1 | 1 |
| 13 Dustin Ackley, L (1, 7)<br>OBP: 0.328, SLG: 0.434 | | C SI 95<br>X KC 82<br>0-1<br>2B | | | B KC 81<br>F SI 93<br>C SI 94<br>C SI 95<br>1-3 ①<br>K | | B KC 82<br>B SI 96<br>X SI 94<br>2-0<br>3<br>A4<br>D8<br>1B | | | 3 | 0 | 2 | 0 | 0 | 1 | 0 |
| 3 Mike Zunino, R (1, 2)<br>OBP: 0.297, SLG: 0.495 | | C SI 95<br>C SI 96<br>T SI 95<br>0-2 ③<br>K | | | S FC 88<br>S FC 87<br>F SI 96<br>B SI 95<br>X CH 87<br>1-2<br>2B | | B SI 95<br>1 SAFE<br>1 SAFE<br>1 SAFE<br>C FC 86<br>S KC 82<br>F SI 95<br>C SI 95<br>1-3 ②③<br>K<br>1-2 | | | 3 | 0 | 1 | 0 | 0 | 2 | 2 |
| 5 Brad Miller, L (1, 6)<br>OBP: 0.212, SLG: 0.266 | | | X SI 94<br>0-0 ①<br>G4-3 | | B SI 95<br>C SI 94<br>F SI 95<br>C SI 96<br>1-3 ②<br>K | | | C FF 93<br>F SI 92<br>C SI 95<br>0-3 ①<br>K | | 3 | 0 | 0 | 0 | 0 | 2 | 1 |

| Inning Stats | 1 | 2 | 3 | 4 | 5 | 6 | 7 | 8 | 9 |
|---|---|---|---|---|---|---|---|---|---|
| | R: 1<br>E: 0<br>K: 1<br>S: 14<br>H: 1<br>LOB: 0<br>BB: 0<br>P: 19 | R: 0<br>E: 0<br>K: 1<br>S: 8<br>H: 1<br>LOB: 1<br>BB: 0<br>P: 10 | R: 0<br>E: 0<br>K: 0<br>S: 5<br>H: 0<br>LOB: 0<br>BB: 0<br>P: 6 | R: 0<br>E: 0<br>K: 2<br>S: 13<br>H: 1<br>LOB: 1<br>BB: 0<br>P: 19 | R: 0<br>E: 0<br>K: 3<br>S: 13<br>H: 1<br>LOB: 1<br>BB: 0<br>P: 16 | R: 0<br>E: 0<br>K: 0<br>S: 8<br>H: 1<br>LOB: 1<br>BB: 0<br>P: 10 | R: 0<br>E: 0<br>K: 2<br>S: 8<br>H: 1<br>LOB: 0<br>BB: 0<br>P: 12 | R: 0<br>E: 0<br>K: 1<br>S: 5<br>H: 0<br>LOB: 0<br>BB: 0<br>P: 5 | R: 0<br>E: 0<br>K: 2<br>S: 7<br>H: 0<br>LOB: 0<br>BB: 0<br>P: 12 |

1B: 2 SF: 0 WP: 1 PA: 32
2B: 4 SAC: 0 PB: 0
3B: 0 DP: 0 SB: 0
HR: 0 HBP: 0 CS: 0

| | AB | 32 |
|---|---|---|
| | R | 1 |
| | H | 6 |
| | RBI | 1 |
| | BB | 0 |
| | SO | 12 |
| | LOB | 10 |

| PITCHER | IP | WLS | BF | H | R | ER | SO | BB | IBB | HBP | BLK | WP | HR | S | P | ERA | WHIP |
|---|---|---|---|---|---|---|---|---|---|---|---|---|---|---|---|---|---|
| 14 David Price, L (1, 1)<br>ERA: 4.02 | 9.0 | W | 32 | 6 | 1 | 1 | 12 | 0 | 0 | 0 | 0 | 1 | 0 | 81 | 109 | 1.00 | 0.667 |

| PITCHER | IP | WLS | BF | H | R | ER | SO | BB | IBB | HBP | BLK | WP | HR | S | P | ERA | WHIP |
|---|---|---|---|---|---|---|---|---|---|---|---|---|---|---|---|---|---|

# Tampa Bay Rays @ Seattle Mariners

Safeco Field, Seattle, WA

Wed May 14 2014, 12:44 PM - 4:05 PM PDT

Att. 20,951 - Sunny - 74 F

TOP

livebaseballscorecards.com

| Batter | 1 | 2 | 3 | 4 | 5 | 6 | 7 | 8 | 9 | AB | R | H | RBI | BB | SO | LOB |
|---|---|---|---|---|---|---|---|---|---|---|---|---|---|---|---|---|
| 20 Matt Joyce, L (1, 7)<br>OBP: 0.383, SLG: 0.429 | B SI 89<br>C SI 89<br>B SI 95<br>C SI 89<br>X CH 85<br>2-2 G3 ① | | C CU 74<br>L SI 95<br>B CU 76<br>B CH 87<br>B CH 85<br>X SL 93<br>3-2 G4-3 ② | | B SI 96<br>B FF 95<br>C FF 96<br>X FF 95<br>2-1 B2-3 ① | | I IN 74<br>I IN 78<br>I IN 80<br>I IN 81<br>4-0 1 FC6-4 IBB | | | 3 | 0 | 0 | 0 | 1 | 0 | 0 |
| 18 Ben Zobrist, S (1, 4)<br>OBP: 0.352, SLG: 0.364<br>1 Sean Rodríguez, R (5, 4)<br>OBP: 0.310, SLG: 0.574 | X CH 88<br>0-0 P6 ② | | B FF 93<br>B FF 93<br>X SI 93<br>2-0 F7 ③ | | C FF 97<br>C FF 97<br>B FF 98<br>B SL 83<br>F FF 99<br>X FF 97<br>2-2 7 CS 1B | | S SI 98<br>X SI 100<br>0-1 FC6-4 ③<br>1-2f | | | 3<br>1 | 0<br>0 | 1<br>0 | 0<br>0 | 0<br>0 | 0<br>0 | 0<br>2 |
| 7 David DeJesus, L (1, 10)<br>OBP: 0.359, SLG: 0.485 | C SI 91<br>B CU 74<br>B SI 89<br>B SI 93<br>B SI 90<br>4-1 BB | | | C CH 81<br>F FF 92<br>B CU 74<br>B FF 94<br>C SL 89<br>2-3 K ① | B FF 98<br>C FF 95<br>B FF 96<br>F FF 94<br>S FF 98<br>2-3 K ②③<br>1-2 | | | L<br>C SL 81<br>S SL 81<br>0-3 K ① | | 3 | 0 | 0 | 0 | 1 | 3 | 1 |
| 3 Evan Longoria, R (1, 5)<br>OBP: 0.331, SLG: 0.405 | C FF 92<br>F SI 90<br>F FF 92<br>1 SAFE<br>F FF 91<br>1 SAFE<br>B FF 95<br>F SL 92<br>D CH 83<br>3-3 K ③ | | | B CU 74<br>F FF 89<br>B CU 75<br>X CH 85<br>2-1 21 FC4-6 1B | | S FF 96<br>S SL 84<br>B FF 99<br>C FF 97<br>1-3 K ① | | B FF 94<br>C SL 81<br>B SL 81<br>B<br>B SL 81<br>4-1 BB | | 3 | 0 | 1 | 0 | 1 | 2 | 1 |
| 21 James Loney, L (1, 3)<br>OBP: 0.377, SLG: 0.406 | | S SI 91<br>C FF 92<br>B SI 92<br>S SI 95<br>1-3 K ① | | F FF 92<br>B FF 94<br>F SI 90<br>X FF 96<br>1-2 FC4-6 8 BB 9 BB 11 BB ②<br>1-2f | | C FF 98<br>B FF 97<br>F FF 98<br>B FF 97<br>B FF 96<br>F FF 96<br>S FF 96<br>3-3 K ② | | B SL 80<br>C FF 91<br>1 SAFE<br>B<br>F SI 91<br>S SL 82<br>2-3 K ② | | 4 | 1 | 0 | 0 | 0 | 3 | 2 |
| 9 Wil Myers, R (1, 9)<br>OBP: 0.314, SLG: 0.387 | | B SI 91<br>X SL 87<br>1-0 2B | | B CU 71<br>F SL 88<br>B<br>B SL 86<br>B SI 90<br>4-1 11 BB 8 BB 24 WP<br>1-2 BB | | C FF 97<br>B SL 84<br>F FC 90<br>B FF 96<br>C SL 84<br>2-3 K ③ | | C SL 82<br>B FF 93<br>F SI 80<br>1 SAFE<br>B FF 95<br>1 SAFE<br>S SL 82<br>2-3 K ③ | | 3 | 1 | 1 | 0 | 1 | 2 | 1 |
| 8 Desmond Jennings, R (1, 8)<br>OBP: 0.346, SLG: 0.414 | | F SI 89<br>B SL 90<br>B SL 88<br>C CH 81<br>X FF 95<br>2-2 F9 ② | | F SL 89<br>C CU 72<br>B SL 92<br>B CU 74<br>F CU 75<br>B SL 93<br>F SL 92<br>D CH 82<br>4-2 24 WP 11 BB<br>1-2<br>2-3 BB | | | X SI 95<br>0-0 G6-3 ① | | C<br>B FC 90<br>X FC 90<br>1-1 F9 ① | 3 | 0 | 0 | 0 | 1 | 0 | 1 |
| 11 Yunel Escobar, R (1, 6)<br>OBP: 0.316, SLG: 0.331 | | B CU 70<br>S SL 89<br>X SI 90<br>1-1 G6-3 ③ | | C<br>F SL 93<br>B FF 95<br>B CU 77<br>F SL 93<br>F FF 97<br>B SL 91<br>F<br>B<br>4-2 24 WP<br>1-2<br>2-3<br>3-H BB | | | F SI 96<br>B SI 96<br>B FF 95<br>X SI 98<br>2-1 E6 | | B FC 90<br>X<br>1-0 G5-3 ② | 3 | 0 | 0 | 1 | 1 | 0 | 1 |
| 24 Ryan Hanigan, R (1, 2)<br>OBP: 0.327, SLG: 0.396 | | | B SI 90<br>C CU 74<br>S SL 89<br>B CU 75<br>X SI 96<br>2-2 F9 ① | C FF 95<br>B SL 83<br>S FC 90<br>S FF 97<br>1-3 K ③<br>1-2<br>2-3<br>3-H | | | F SI 98<br>F SI 97<br>B FF 96<br>B CU 79<br>B FF 97<br>F SI 98<br>S SI 96<br>3-3 K ② | | B FF 95<br>C SI 92<br>F FC 90<br>S CU 77<br>1-3 K2-3 ③ | 4 | 0 | 0 | 0 | 0 | 3 | 3 |

| | AB | R | H | RBI | BB | SO | LOB |
|---|---|---|---|---|---|---|---|
| | **30** | **2** | **3** | **1** | **6** | **13** | **12** |

| Inning Stats | 1 | 2 | 3 | 4 | 5 | 6 | 7 | 8 | 9 | 1B | SF | WP | PA |
|---|---|---|---|---|---|---|---|---|---|---|---|---|---|
| | R: 0<br>E: 0<br>K: 1<br>S: 12<br>H: 0<br>LOB: 1<br>BB: 1<br>P: 21 | R: 0<br>E: 0<br>K: 1<br>S: 9<br>H: 1<br>LOB: 1<br>BB: 0<br>P: 14 | R: 0<br>E: 0<br>K: 0<br>S: 7<br>H: 0<br>LOB: 0<br>BB: 0<br>P: 14 | R: 2<br>E: 0<br>K: 2<br>S: 21<br>H: 1<br>LOB: 2<br>BB: 3<br>P: 39 | R: 0<br>E: 0<br>K: 1<br>S: 9<br>H: 1<br>LOB: 1<br>BB: 0<br>P: 15 | R: 0<br>E: 0<br>K: 3<br>S: 10<br>H: 0<br>LOB: 0<br>BB: 0<br>P: 16 | R: 0<br>E: 1<br>K: 1<br>S: 9<br>H: 0<br>LOB: 2<br>BB: 1<br>P: 18 | R: 0<br>E: 0<br>K: 3<br>S: 10<br>H: 0<br>LOB: 1<br>BB: 1<br>P: 18 | R: 0<br>E: 0<br>K: 1<br>S: 6<br>H: 0<br>LOB: 0<br>BB: 0<br>P: 9 | 1B: 2<br>2B: 2<br>3B: 0<br>HR: 0 | SF: 0<br>SAC: 0<br>DP: 1<br>HBP: 0 | WP: 1<br>PB: 0<br>SB: 0<br>CS: 1 | PA: 36 |

| PITCHER | IP | WLS | BF | H | R | ER | SO | BB | IBB | HBP | BLK | WP | HR | S | P | ERA | WHIP |
|---|---|---|---|---|---|---|---|---|---|---|---|---|---|---|---|---|---|
| 37 Brandon Maurer, R (1, 1)<br>ERA: 6.0 | 3.2 | L | 17 | 2 | 2 | 2 | 3 | 4 | 0 | 0 | 0 | 0 | 0 | 46 | 84 | 4.91 | 1.636 |
| 52 Dominic Leone, R (4, 1)<br>ERA: 1.56 | 2.1 | | 7 | 1 | 0 | 0 | 5 | 0 | 0 | 0 | 0 | 1 | 0 | 22 | 35 | 0.00 | 0.429 |
| 54 Tom Wilhelmsen, R (7, 1)<br>ERA: 2.18 | 1.0 | | 5 | 0 | 0 | 0 | 1 | 0 | 1 | 0 | 0 | 0 | 0 | 9 | 18 | 0.00 | 0.000 |
| 41 Charlie Furbush, L (8, 1)<br>ERA: 6.0 | 1.0 | | 4 | 0 | 0 | 0 | 3 | 1 | 0 | 0 | 0 | 0 | 0 | 10 | 18 | 0.00 | 1.000 |
| 40 Danny Farquhar, R (9, 1)<br>ERA: 3.0 | 1.0 | | 3 | 0 | 0 | 0 | 1 | 0 | 0 | 0 | 0 | 0 | 0 | 6 | 9 | 0.00 | 0.000 |

| PITCHER | IP | WLS | BF | H | R | ER | SO | BB | IBB | HBP | BLK | WP | HR | S | P | ERA | WHIP |
|---|---|---|---|---|---|---|---|---|---|---|---|---|---|---|---|---|---|

| Batter | 1 | 2 | 3 | 4 | 5 | 6 | 7 | 8 | 9 | AB | R | H | RBI | BB | SO | LOB |
|---|---|---|---|---|---|---|---|---|---|---|---|---|---|---|---|---|
| 99 James Jones, L (1, 8)<br>OBP: 0.441, SLG: 0.500 | B SI 92<br>B SI 91<br>C SI 92<br>F SI 92<br>B CU 70<br>B SI 94<br>4-2<br>7<br>FC3-6<br>BB | | B CU 68<br>C SI 93<br>S FF 92<br>X FS 88<br>1-2 ③<br>G3 | | | B CU 69<br>F SI 94<br>X SI 94<br>1-1<br>1B | | | B<br>C<br>B SI 92<br>C<br>X SL 86<br>2-2 ①<br>G3 | 3 | 0 | 1 | 0 | 1 | 0 | 0 |
| 7 Stefen Romero, R (1, 9)<br>OBP: 0.256, SLG: 0.378 | 1 SAFE<br>C SI 92<br>C SI 92<br>X FS 86<br>0-2 ①<br>FC3-6<br>27<br>CS<br>1-2f | | | C SI 90<br>B SI 90<br>F FC 85<br>B FF 92<br>B SI 92<br>F SI 94<br>S FF 92<br>3-3 ①<br>K | | 1 SAFE<br>B FF 93<br>1 SAFE<br>B SI 94<br>1 SAFE<br>S SI 94<br>S SI 94<br>1 SAFE<br>S SI 94<br>2-3 ③<br>K | | | C<br>B<br>F FF 90<br>B SL 87<br>S<br>2-3 ②<br>K | 4 | 0 | 0 | 0 | 0 | 3 | 2 |
| 22 Robinson Canó, L (1, 4)<br>OBP: 0.355, SLG: 0.385 | C CU 69<br>X FS 86<br>0-1 ②<br>F8 | | | C SI 93<br>B SI 93<br>X SI 93<br>1-1 ②<br>F7 | | | B FF 97<br>C FF 97<br>B SI 98<br>B FF 97<br>F FF 97<br>B FF 99<br>4-2<br>17<br>G5-4-3<br>BB | | B SL 87<br>X FF 92<br>1-0 ③<br>L7 | 3 | 0 | 0 | 0 | 1 | 0 | 1 |
| 27 Corey Hart, R (1, 10)<br>OBP: 0.303, SLG: 0.364 | B FC 86<br>1 SAFE<br>B SL 84<br>F FF 91<br>B SI 92<br>3-1 ③<br>CS<br>1-2 | S SL 84<br>C SI 92<br>B SL 84<br>S FF 88<br>1-3 ①<br>K | | B FC 86<br>B SI 93<br>F FF 93<br>X FF 88<br>2-1 ③<br>G6-3 | | | X FF 96<br>0-0 ①<br>P5 | | | 3 | 0 | 0 | 0 | 0 | 1 | 1 |
| 17 Justin Smoak, S (1, 3)<br>OBP: 0.294, SLG: 0.421 | | B FS 86<br>C CU 69<br>S SI 91<br>B CU 71<br>X SI 88<br>2-2 ②<br>G3 | | | B CU 67<br>B SI 93<br>B SI 92<br>C SI 92<br>C SI 91<br>X SI 93<br>3-2 ①<br>P4 | | S FF 97<br>F FF 96<br>B SI 99<br>B FF 100<br>F FF 96<br>B FF 97<br>F FF 98<br>X FF 97<br>3-2 ②③<br>G5-4-3<br>1-2f | | | 3 | 0 | 0 | 0 | 0 | 0 | 1 |
| 15 Kyle Seager, L (1, 5)<br>OBP: 0.333, SLG: 0.443 | | B CU 70<br>B CU 69<br>B SI 94<br>B SI 94<br>4-0<br>BB | | | B CU 67<br>X SI 93<br>1-0 ②<br>F7 | | | C CU 76<br>X FS 82<br>0-1 ①<br>G3 | | 2 | 0 | 0 | 0 | 1 | 0 | 0 |
| 13 Dustin Ackley, L (1, 7)<br>OBP: 0.328, SLG: 0.440 | | C FF 93<br>C CU 70<br>B SI 94<br>F FS 87<br>S SI 92<br>1-3 ③<br>K | | | C CU 70<br>X CU 70<br>0-1 ③<br>F7 | | | C FF 92<br>F CU 79<br>B FF 90<br>X FS 82<br>1-2<br>2B | | 3 | 0 | 1 | 0 | 0 | 1 | 1 |
| 4 John Buck, R (1, 2)<br>OBP: 0.303, SLG: 0.300 | | | B SL 83<br>S FF 91<br>F FC 85<br>B FC 87<br>B CU 70<br>S SI 92<br>3-3 ①<br>K | | | F CU 70<br>S FC 87<br>B FC 86<br>B FC 87<br>S FF 90<br>2-3 ①<br>K | | B CU 80<br>F FF 92<br>C FF 92<br>B CU 79<br>B FS 82<br>S FS 83<br>3-3 ②<br>K | | 3 | 0 | 0 | 0 | 0 | 3 | 1 |
| 5 Brad Miller, L (1, 6)<br>OBP: 0.209, SLG: 0.262<br>55 Michael Saunders, L (8, PH)<br>OBP: 0.290, SLG: 0.321<br>8 Willie Bloomquist, R (9, 6)<br>OBP: 0.200, SLG: 0.205 | | | B SI 92<br>B FF 91<br>C FS 85<br>F FS 85<br>F SI 93<br>B SI 92<br>F SI 93<br>T SI 93<br>3-2 ②<br>K | | | B CU 70<br>B SI 93<br>S FF 93<br>S FF 94<br>F SI 94<br>B SI 94<br>X SI 93<br>3-2 ②<br>F7 | | B CU 80<br>B CU 79<br>F FF 90<br>B FS 84<br>C CU 79<br>X FS 82<br>3-2 ③<br>G6-3 | 2<br>1<br>0 | 0<br>0<br>0 | 0<br>0<br>0 | 0<br>0<br>0 | 0<br>0<br>0 | 1<br>0<br>0 | 0<br>1<br>0 |
| Inning Stats | R: 0<br>E: 0<br>K: 0<br>S: 8<br>H: 0<br>LOB: 0<br>BB: 1<br>P: 15 | R: 0<br>E: 0<br>K: 2<br>S: 10<br>H: 0<br>LOB: 1<br>BB: 1<br>P: 18 | R: 0<br>E: 0<br>K: 2<br>S: 11<br>H: 0<br>LOB: 0<br>BB: 0<br>P: 18 | R: 0<br>E: 0<br>K: 1<br>S: 8<br>H: 0<br>LOB: 0<br>BB: 0<br>P: 14 | R: 0<br>E: 0<br>K: 0<br>S: 6<br>H: 0<br>LOB: 0<br>BB: 0<br>P: 10 | R: 0<br>E: 0<br>K: 2<br>S: 12<br>H: 1<br>LOB: 1<br>BB: 0<br>P: 20 | R: 0<br>E: 0<br>K: 0<br>S: 8<br>H: 0<br>LOB: 0<br>BB: 1<br>P: 15 | R: 0<br>E: 0<br>K: 1<br>S: 11<br>H: 1<br>LOB: 1<br>BB: 0<br>P: 18 | R: 0<br>E: 0<br>K: 1<br>S: 7<br>H: 0<br>LOB: 0<br>BB: 0<br>P: 12 | 1B: 1<br>2B: 1<br>3B: 0<br>HR: 0<br>SF: 0<br>SAC: 0<br>DP: 1<br>HBP: 0 | | | | | | |

| PITCHER | | IP | WLS | BF | H | R | ER | SO | BB | IBB | HBP | BLK | WP | HR | S | P | ERA | WHIP |
|---|---|---|---|---|---|---|---|---|---|---|---|---|---|---|---|---|---|---|
| 23 Jake Odorizzi, R<br>ERA: 4.89 | (1, 1) | 6.0 | W | 20 | 1 | 0 | 0 | 7 | 2 | 0 | 0 | 0 | 0 | 0 | 55 | 95 | 0.00 | 0.500 |
| 57 Jake McGee, L<br>ERA: 1.59 | (7, 1) | 1.0 | H | 3 | 0 | 0 | 0 | 0 | 1 | 0 | 0 | 0 | 0 | 0 | 8 | 15 | 0.00 | 1.000 |
| 62 Joel Peralta, R<br>ERA: 6.19 | (8, 1) | 1.0 | H | 4 | 1 | 0 | 0 | 1 | 0 | 0 | 0 | 0 | 0 | 0 | 11 | 18 | 0.00 | 1.000 |
| 50 Grant Balfour, R<br>ERA: 4.7 | (9, 1) | 1.0 | S | 3 | 0 | 0 | 0 | 1 | 0 | 0 | 0 | 0 | 0 | 0 | 7 | 12 | 0.00 | 0.000 |

| PITCHER | IP | WLS | BF | H | R | ER | SO | BB | IBB | HBP | BLK | WP | HR | S | P | ERA | WHIP |
|---|---|---|---|---|---|---|---|---|---|---|---|---|---|---|---|---|---|

# BOTTOM

## Tampa Bay Rays @ Seattle Mariners

Safeco Field, Seattle, WA

Wed May 14 2014, 12:44 PM - 4:05 PM PDT

Att. 20,951 - Sunny - 74 F

livebaseballscorecards.com

| | |
|---|---|
| AB | 27 |
| R | 0 |
| H | 2 |
| RBI | 0 |
| BB | 3 |
| SO | 9 |
| LOB | 8 |

# Tampa Bay Rays @ Los Angeles Angels

Angel Stadium of Anaheim, Anaheim, CA

Thu May 15 2014, 7:09 PM - 10:50 PM PDT

Att. 34,441 - Clear - 95 F

livebaseballscorecards.com

TOP

| Batter | 1 | 2 | 3 | 4 | 5 | 6 | 7 | 8 | 9 | AB | R | H | RBI | BB | SO | LOB |
|---|---|---|---|---|---|---|---|---|---|---|---|---|---|---|---|---|
| 8 Desmond Jennings, R (1, 8)<br>OBP: 0.335, SLG: 0.400 | C SI 92<br>B SI 93<br>X SI 93<br>1-1<br>G5-3 | | C SI 91<br>B FF 91<br>S CH 84<br>S CU 78<br>1-3<br>K | | B CU 75<br>C CU 76<br>X SI 92<br>1-1<br>G4-3 | | C FF 95<br>F SI 96<br>D CU 84<br>B CU 82<br>F FF 96<br>S CH 85<br>2-3<br>K | | S FF 92<br>C FF 92<br>X FF 92<br>0-2<br>F9 | 5 | 0 | 0 | 0 | 0 | 2 | 2 |
| 11 Logan Forsythe, R (1, 10)<br>OBP: 0.266, SLG: 0.268<br>7 David DeJesus, L (7, PH)<br>OBP: 0.356, SLG: 0.481<br>(7, 10) | B SI 93<br>C FF 92<br>F SI 93<br>F SI 93<br>B CU 80<br>X SI 94<br>2-2<br>F8 | | B SI 91<br>C CH 84<br>S CU 75<br>X FF 91<br>1-2<br>F9 | | | X SI 90<br>0-0<br>3<br>WP<br>9<br>2B<br>1B | S CH 85<br>F FF 95<br>D CU 84<br>D CH 86<br>B CH 85<br>X FF 96<br>3-2<br>F7 | | | 3<br>1 | 1<br>0 | 1<br>0 | 0<br>0 | 0<br>0 | 0<br>0 | 0<br>1 |
| 3 Evan Longoria, R (1, 5)<br>OBP: 0.335, SLG: 0.400 | B SI 93<br>B SI 93<br>B SI 93<br>C FF 92<br>F FF 93<br>X SI 92<br>3-2<br>F8 | | C SI 92<br>B CU 76<br>F CH 84<br>S CU 78<br>1-3<br>K | | | B CU 75<br>B CH 82<br>F FF 90<br>S SI 92<br>D CU 79<br>B CU 76<br>4-2<br>9<br>2B<br>21<br>1B<br>1-2<br>BB | F FF 96<br>T FF 95<br>B SI 96<br>B FF 94<br>F SI 95<br>B CH 85<br>F FF 95<br>B CH 85<br>4-2<br>1-2<br>BB | | | 2 | 1 | 0 | 0 | 2 | 1 | 0 |
| 9 Wil Myers, R (1, 9)<br>OBP: 0.318, SLG: 0.396 | | X SI 91<br>0-0<br>11<br>FC5<br>21<br>1B<br>1B | | F FF 91<br>B FF 92<br>C SI 93<br>B CU 79<br>B CU 77<br>T CH 85<br>3-2<br>K | | B CH 84<br>F SI 92<br>X SI 91<br>1-1<br>21<br>1B<br>1-3<br>2-H<br>2B | C CU 82<br>B FF 95<br>B FF 95<br>X FF 95<br>2-1<br>F9 | | | 4 | 1 | 2 | 1 | 0 | 1 | 2 |
| 1 Sean Rodríguez, R (1, 4)<br>OBP: 0.290, SLG: 0.534 | | X SI 91<br>0-0<br>L6 | | C SI 92<br>B FF 92<br>B CU 75<br>X SI 92<br>2-1<br>G6-3 | | C FF 91<br>X SI 91<br>0-1<br>F8 | | S SL 82<br>F SL 81<br>X CH 75<br>0-2<br>G5-3 | | 4 | 0 | 0 | 0 | 0 | 0 | 3 |
| 21 James Loney, L (1, 3)<br>OBP: 0.380, SLG: 0.408 | | B FF 91<br>X FF 91<br>1-0<br>11<br>FC5<br>5<br>1B<br>1-2<br>1B | | C SI 92<br>F CH 84<br>B FF 93<br>F CU 78<br>S FF 93<br>1-3<br>K | | C FF 91<br>D CU 76<br>F SI 92<br>D CU 77<br>X CH 83<br>2-2<br>11<br>G5-4-3<br>2-H<br>3-H<br>1B | | X FF 93<br>0-0<br>F8 | | 4 | 1 | 2 | 2 | 0 | 1 | 0 |
| 11 Yunel Escobar, R (1, 6)<br>OBP: 0.314, SLG: 0.329 | | C CU 75<br>D CU 76<br>X SI 92<br>1-1<br>FC5<br>5<br>1B<br>1-2<br>2-3f | | | C CH 84<br>F SI 92<br>F CU 76<br>B FF 90<br>X SI 92<br>1-2<br>5<br>SH2-3<br>1B | B SI 92<br>C SI 91<br>X CH 84<br>1-1<br>G5-4-3<br>1-2f | | C SL 82<br>F SI 92<br>F CH 75<br>B FF 92<br>X FF 92<br>1-2<br>G1-3 | | 4 | 0 | 1 | 0 | 0 | 0 | 3 |
| 5 Brandon Guyer, R (1, 7)<br>OBP: 0.231, SLG: 0.316 | | B CU 74<br>X SI 91<br>1-0<br>1-2<br>2-H<br>1B | | | B FF 92<br>F FF 91<br>1 SAFE<br>B SI 92<br>X SI 91<br>2-1<br>SH2-3<br>1-2 | | F CH 82<br>X FF 90<br>0-1<br>HR | | C FF 92<br>F FF 91<br>B FF 93<br>B KC 84<br>B FF 93<br>X FF 92<br>3-2<br>F9 | 3 | 1 | 2 | 2 | 0 | 0 | 0 |
| 24 Ryan Hanigan, R (1, 2)<br>OBP: 0.324, SLG: 0.384 | | F FF 91<br>F FF 91<br>B SI 92<br>X CU 79<br>1-2<br>G4-3 | | | B CU 74<br>C FF 92<br>F CU 75<br>F CU 78<br>F FF 92<br>S SI 92<br>1-3<br>K | | F FF 96<br>B FF 96<br>B SI 95<br>B FF 96<br>C FF 96<br>B FF 96<br>4-2<br>3<br>BB<br>BB | | C FF 92<br>C FF 90<br>X FF 93<br>0-2<br>F8 | 3 | 0 | 0 | 0 | 1 | 1 | 3 |
| Inning Stats | R: 0<br>E: 0<br>K: 0<br>S: 9<br>H: 0<br>LOB: 0<br>BB: 0<br>P: 15 | R: 1<br>E: 0<br>K: 0<br>S: 9<br>H: 3<br>LOB: 2<br>BB: 0<br>P: 13 | R: 0<br>E: 0<br>K: 2<br>S: 9<br>H: 0<br>LOB: 0<br>BB: 0<br>P: 12 | R: 0<br>E: 0<br>K: 2<br>S: 9<br>H: 0<br>LOB: 0<br>BB: 0<br>P: 15 | R: 0<br>E: 0<br>K: 1<br>S: 13<br>H: 1<br>LOB: 1<br>BB: 0<br>P: 18 | R: 3<br>E: 0<br>K: 0<br>S: 12<br>H: 3<br>LOB: 0<br>BB: 1<br>P: 20 | R: 1<br>E: 0<br>K: 1<br>S: 17<br>H: 1<br>LOB: 2<br>BB: 2<br>P: 32 | R: 0<br>E: 0<br>K: 0<br>S: 9<br>H: 0<br>LOB: 0<br>BB: 0<br>P: 10 | R: 0<br>E: 0<br>K: 0<br>S: 9<br>H: 0<br>LOB: 0<br>BB: 0<br>P: 12 | 1B: 6<br>2B: 1<br>3B: 0<br>HR: 1<br>SF: 0<br>SAC: 1<br>DP: 1<br>HBP: 0 | | | | | | |

| | AB | 33 |
|---|---|---|
| | R | 5 |
| | H | 8 |
| | RBI | 5 |
| | BB | 3 |
| | SO | 6 |
| | LOB | 14 |

WP: 1 PA: 37
PB: 0
SB: 0
CS: 0

| PITCHER | | IP | WLS | BF | H | R | ER | SO | BB | IBB | HBP | BLK | WP | HR | S | P | ERA | WHIP |
|---|---|---|---|---|---|---|---|---|---|---|---|---|---|---|---|---|---|---|
| 45 Tyler Skaggs, L<br>ERA: 4.53 | (1, 1) | 6.0 | | 26 | 8 | 5 | 5 | 5 | 1 | 0 | 0 | 0 | 1 | 1 | 63 | 95 | 7.50 | 1.500 |
| 40 Kevin Jepsen, R<br>ERA: 5.02 | (7, 1) | 1.0 | | 5 | 0 | 0 | 0 | 1 | 2 | 0 | 0 | 0 | 0 | 0 | 15 | 30 | 0.00 | 2.000 |
| 64 Mike Morin, R<br>ERA: | (8, 1) | 1.0 | | 3 | 0 | 0 | 0 | 0 | 0 | 0 | 0 | 0 | 0 | 0 | 9 | 10 | 0.00 | 0.000 |
| 59 Fernando Salas, R<br>ERA: 3.38 | (9, 1) | 1.0 | W | 3 | 0 | 0 | 0 | 0 | 0 | 0 | 0 | 0 | 0 | 0 | 9 | 12 | 0.00 | 0.000 |

| PITCHER | IP | WLS | BF | H | R | ER | SO | BB | IBB | HBP | BLK | WP | HR | S | P | ERA | WHIP |
|---|---|---|---|---|---|---|---|---|---|---|---|---|---|---|---|---|---|

# Tampa Bay Rays @ Los Angeles Angels

Angel Stadium of Anaheim, Anaheim, CA

Thu May 15 2014, 7:09 PM - 10:50 PM PDT

Att. 34,441 - Clear - 95 F

BOTTOM

livebaseballscorecards.com

| Batter | 1 | 2 | 3 | 4 | 5 | 6 | 7 | 8 | 9 | AB | R | H | RBI | BB | SO | LOB |
|---|---|---|---|---|---|---|---|---|---|---|---|---|---|---|---|---|
| 7 Collin Cowgill, R (1, 9)<br>OBP: 0.421, SLG: 0.444 | C FF 88<br>X FF 91<br>0-1 ① L6 | | B CU 74<br>C CU 74<br>D CU 76<br>C CH 74<br>S CU 77<br>2-3 ③ K | | B FF 89<br>S CU 75<br>S CU 76<br>X CU 75<br>1-2 ③ G6-3 | | B FF 97<br>X FF 97<br>1-0 5 F8, 27 HBP, 1B | | C SL 85<br>B SL 85<br>C SL 85<br>B SL 84<br>X SL 85<br>2-2 27 HR, 1B<br>1-3<br>2-H | 5 | 1 | 2 | 1 | 0 | 1 | 3 |
| 27 Mike Trout, R (1, 8)<br>OBP: 0.357, SLG: 0.531 | C SI 90<br>B FF 90<br>B CU 76<br>F CH 73<br>S FF 90<br>2-3 ② K | | | C CU 74<br>B FF 89<br>X CH 74<br>1-1 E6, 47 G4-3 | | B CH 73<br>C CH 73<br>C CU 75<br>B CU 75<br>B CU 74<br>S FF 89<br>3-3 ① K | C FF 97<br>B FF 97<br>H FF 97<br>2-1 5 F8, HBP<br>1-2 | | C CH 80<br>B CH 81<br>X CH 81<br>1-1 HR<br>1-H<br>3-H | 4 | 1 | 1 | 3 | 0 | 2 | 0 |
| 5 Albert Pujols, R (1, 10)<br>OBP: 0.322, SLG: 0.503 | B CH 74<br>B CU 75<br>B FF 91<br>C FF 85<br>X FF 90<br>3-1 ③ F7 | | | S CH 72<br>D CU 76<br>X CH 74<br>1-1 ① L9 | | C CU 74<br>B CU 75<br>C CU 74<br>F CU 75<br>B CU 77<br>S FF 91<br>2-3 ② K | B FF 96<br>C FF 95<br>B FF 95<br>X FF 96<br>2-1 ② F8<br>1-2<br>2-3 | | | 4 | 0 | 0 | 0 | 0 | 1 | 3 |
| 47 Howie Kendrick, R (1, 4)<br>OBP: 0.383, SLG: 0.432 | | C FF 88<br>F CH 73<br>B CU 77<br>B FC 90<br>X CU 75<br>2-2 ① G5-3 | | B CU 75<br>C CU 74<br>X CH 74<br>1-1 ② G4-3<br>2-3 | | B CH 72<br>S CH 73<br>X FF 91<br>1-1 20 1B, 2 E, 1B | C CU 80<br>F FF 93<br>F FS 85<br>S FS 84<br>0-3 ③ K | | | 4 | 1 | 1 | 0 | 0 | 1 | 3 |
| 20 C.J. Cron, R (1, 3)<br>OBP: 0.382, SLG: 0.636 | | B CU 76<br>B CU 75<br>C FF 90<br>B CH 72<br>F FF 90<br>F FF 90<br>X CH 70<br>3-2 ② L7 | | F CU 76<br>X FF 89<br>0-1 ③ F8 | | C CU 75<br>X FF 88<br>0-1 2 E, 28 1B, 1B<br>1-3 | | C CU 78<br>B CU 80<br>F FF 92<br>X FS 83<br>1-2 ① P3 | | 4 | 1 | 1 | 0 | 0 | 0 | 1 |
| 2 Erick Aybar, S (1, 6)<br>OBP: 0.304, SLG: 0.417 | | C CU 75<br>X FF 92<br>0-1 ③ G4-3 | | | B FF 87<br>F FF 89<br>B CU 75<br>B CU 73<br>F FF 89<br>B CH 71<br>4-2 10 2B, BB | B CH 72<br>B CH 74<br>X FF 89<br>2-0 E3, 28 1B<br>1-3<br>3-H | | C CU 78<br>C FS 82<br>B FF 91<br>S FS 82<br>1-3 ② K | | 3 | 0 | 0 | 0 | 1 | 1 | 1 |
| 17 Chris Iannetta, R (1, 2)<br>OBP: 0.363, SLG: 0.390<br>28 Raul Ibanez, L (6, PH)<br>OBP: 0.268, SLG: 0.276<br>(7, 7) | | | X FF 89<br>0-0 ① P6 | | X FF 89<br>0-0 ① F9 | D FS 82<br>C SI 93<br>D FS 84<br>F FS 84<br>X SI 94<br>2-2<br>1-2<br>3-H | | C FS 82<br>X FS 84<br>0-1 ③ G3 | | 2<br>2 | 0<br>0 | 0<br>1 | 0<br>1 | 0<br>0 | 0<br>0 | 1<br>0 |
| 10 Grant Green, R (1, 7)<br>OBP: 0.344, SLG: 0.400<br>16 Hank Conger, L (7, 2)<br>OBP: 0.383, SLG: 0.556 | | | C FF 90<br>X CH 74<br>0-1 ② F8 | | C CH 71<br>F CU 75<br>X SI 90<br>0-2<br>1-3 2B | C FF 95<br>S FF 97<br>S FF 98<br>0-3 ③ K | | | C FF 92<br>B SL 86<br>C FF 92<br>F FF 93<br>B SL 83<br>B FF 92<br>F FF 91<br>B FF 92<br>4-2 19 BB, 7 1B, BB | 3<br>0 | 0<br>1 | 1<br>0 | 0<br>0 | 1<br>1 | 2<br>0 | 0<br>0 |
| 13 Luis Jimenez, R (1, 5)<br>OBP: 0.176, SLG: 0.235<br>19 Efren Navarro, L (9, PH)<br>OBP: 0.471, SLG: 0.571 | | | C CH 74<br>B CU 75<br>X SI 91<br>1-1 1B | | S CU 74<br>B CU 76<br>F CU 75<br>C FF 89<br>1-3 ② K | | C FF 95<br>B FF 96<br>F FF 95<br>C FF 98<br>1-3 ① K | | C FF 93<br>C SI 92<br>B FF 92<br>D SL 85<br>B FF 92<br>B FF 92<br>4-2 7 1B, 27 HR, BB<br>1-2 | 3<br>0 | 0<br>1 | 1<br>0 | 0<br>0 | 0<br>1 | 2<br>0 | 2<br>0 |
| Inning Stats | R: 0 E: 0 K: 1 S: 7<br>H: 0 LOB: 0 BB: 0 P: 12 | R: 0 E: 0 K: 0 S: 9<br>H: 0 LOB: 0 BB: 0 P: 14 | R: 0 E: 0 K: 1 S: 8<br>H: 1 LOB: 1 BB: 0 P: 11 | R: 0 E: 1 K: 0 S: 8<br>H: 0 LOB: 1 BB: 0 P: 11 | R: 0 E: 0 K: 1 S: 12<br>H: 1 LOB: 2 BB: 1 P: 18 | R: 2 E: 1 K: 3 S: 18<br>H: 3 LOB: 2 BB: 0 P: 28 | R: 0 E: 0 K: 2 S: 11<br>H: 1 LOB: 2 BB: 0 P: 17 | R: 0 E: 0 K: 1 S: 8<br>H: 0 LOB: 0 BB: 0 P: 10 | R: 4 E: 0 K: 0 S: 11<br>H: 2 LOB: 0 BB: 2 P: 22 | 1B: 6 2B: 1 3B: 0 HR: 1<br>SF: 0 SAC: 0 DP: 0 HBP: 1 | | | | | | |

| | AB | 34 |
|---|---|---|
| | R | 6 |
| | H | 8 |
| | RBI | 5 |
| | BB | 3 |
| | SO | 9 |
| | LOB | 16 |

WP: 0 PB: 0 SB: 0 CS: 0 PA: 38

| PITCHER | | IP | WLS | BF | H | R | ER | SO | BB | IBB | HBP | BLK | WP | HR | S | P | ERA | WHIP |
|---|---|---|---|---|---|---|---|---|---|---|---|---|---|---|---|---|---|---|
| 40 Erik Bedard, L<br>ERA: 2.78 | (1, 1) | 5.2 | | 24 | 4 | 2 | 0 | 5 | 1 | 0 | 0 | 0 | 0 | 0 | 56 | 86 | 0.00 | 0.882 |
| 47 Brandon Gomes, R<br>ERA: 4.66 | (6, 1) | 0.0 | | 1 | 1 | 0 | 0 | 0 | 0 | 0 | 0 | 0 | 0 | 0 | 3 | 5 | ∞ | ∞ |
| 57 Jake McGee, L<br>ERA: 1.5 | (6, 1) | 1.0 | H | 5 | 1 | 0 | 0 | 2 | 0 | 0 | 1 | 0 | 0 | 0 | 10 | 16 | 0.00 | 1.000 |
| 62 Joel Peralta, R<br>ERA: 5.71 | (7, 1) | 1.1 | H | 4 | 0 | 0 | 0 | 2 | 0 | 0 | 0 | 0 | 0 | 0 | 12 | 14 | 0.00 | 0.000 |
| 50 Grant Balfour, R<br>ERA: 6.46 | (9, 1) | 0.0 | | 3 | 1 | 3 | 3 | 0 | 2 | 0 | 0 | 0 | 0 | 0 | 9 | 19 | ∞ | ∞ |

| PITCHER | | IP | WLS | BF | H | R | ER | SO | BB | IBB | HBP | BLK | WP | HR | S | P | ERA | WHIP |
|---|---|---|---|---|---|---|---|---|---|---|---|---|---|---|---|---|---|---|
| 26 Brad Boxberger, R<br>ERA: 2.53 | (9, 1) | 0.0 | L | 1 | 1 | 1 | 1 | 0 | 0 | 0 | 0 | 0 | 0 | 1 | 2 | 3 | ∞ | ∞ |

# Tampa Bay Rays @ Los Angeles Angels

Angel Stadium of Anaheim, Anaheim, CA

Fri May 16 2014, 7:09 PM - 10:36 PM PDT

Att. 38,796 - Partly Cloudy - 82 F

TOP

livebaseballscorecards.com

| Batter | 1 | 2 | 3 | 4 | 5 | 6 | 7 | 8 | 9 | AB | R | H | RBI | BB | SO | LOB |
|---|---|---|---|---|---|---|---|---|---|---|---|---|---|---|---|---|
| 8 Desmond Jennings, R (1, 8)<br>OBP: 0.337, SLG: 0.396 | X FF 86<br>0-0 ① P3 | | B FF 87<br>C CU 70<br>B CU 70<br>C CH 76<br>F FF 88<br>F SL 78<br>X FF 87<br>2-2 ② F8 | | | B SL 79<br>C CH 76<br>F FC 86<br>F CU 68<br>C CH 77<br>1-3 ① K | | B FF 95<br>F FF 94<br>F FF 95<br>B SL 83<br>B FF 95<br>B FF 96<br>4-2 9 BB 3 1B BB | C FF 92<br>S KC 85<br>X CH 88<br>0-2 1-2 1B | 4 | 1 | 1 | 0 | 1 | 1 | 2 |
| 7 David DeJesus, L (1, 10)<br>OBP: 0.341, SLG: 0.459 | C FF 87<br>X CU 67<br>0-1 ② G3-1 | | B CH 78<br>F FF 85<br>B SI 87<br>B CU 69<br>X CU 68<br>3-1 ③ F9 | | | B FF 87<br>F CH 76<br>B CH 77<br>B FF 86<br>C CH 76<br>X SI 86<br>3-2 ② G4-3 | | 1 SAFE<br>B FF 96<br>1 SAFE<br>1 SAFE<br>X FF 95<br>1-0 ① F8 | C CH 87<br>F FF 91<br>C FF 93<br>0-3 ③ K | 5 | 0 | 0 | 0 | 0 | 1 | 5 |
| 9 Wil Myers, R (1, 9)<br>OBP: 0.316, SLG: 0.389 | B CU 67<br>C CU 68<br>B FF 85<br>F FC 89<br>F FF 91<br>X CH 79<br>2-2 ③ G6-3 | | | X FF 86<br>0-0 ① L5 | | B SL 80<br>X CH 78<br>1-0 ③ G4-3 | | C SL 83<br>B FF 96<br>B SL 83<br>1 SAFE<br>B FF 94<br>F FF 96<br>1 SAFE<br>B SI 95<br>4-2 3 1B 1-2 BB | | 3 | 0 | 0 | 0 | 1 | 0 | 0 |
| 3 Evan Longoria, R (1, 5)<br>OBP: 0.339, SLG: 0.399 | | B FF 87<br>X FF 86<br>1-0 ① G1-3 | | C FF 87<br>C FF 89<br>X FF 86<br>0-2 ② F8 | | | B CU 71<br>B CH 77<br>S CH 78<br>B FF 88<br>D CU 71<br>4-1 21 S 21 1B BB | X FF 94<br>0-0 1-2 2-H 1B | | 3 | 1 | 1 | 1 | 1 | 0 | 0 |
| 21 James Loney, L (1, 3)<br>OBP: 0.376, SLG: 0.404 | | X FF 86<br>0-0 ② G1-3 | | B FF 86<br>C CH 77<br>C CH 76<br>X FF 87<br>1-2 ③ P5 | | | D CH 78<br>S CH 78<br>F FF 86<br>D SL 79<br>X SI 83<br>2-2 1-H 11 G5-3 1B | B SL 81<br>C FF 92<br>B CH 72<br>C CH 74<br>F CH 72<br>C FF 92<br>2-3 ② K | | 4 | 0 | 1 | 1 | 0 | 1 | 2 |
| 11 Logan Forsythe, R (1, 4)<br>OBP: 0.256, SLG: 0.257<br>35 Cole Figueroa, L (8, PH)<br>(8, 4) | | C FF 86<br>C FF 84<br>B FF 86<br>B CU 70<br>F FF 89<br>C CH 76<br>2-3 ③ K | | | X CU 68<br>0-0 ① G1-3 | | B CU 70<br>F FF 86<br>B CH 78<br>1 SAFE<br>S CH 76<br>B FF 87<br>X CH 76<br>3-2 1-2 ① G5-3 | C SL 81<br>B CH 72<br>C FF 91<br>X FF 93<br>1-2 ③ P6 | | 3<br>1 | 0<br>0 | 0<br>0 | 0<br>0 | 0<br>0 | 1<br>0 | 1<br>2 |
| 20 Matt Joyce, L (1, 7)<br>OBP: 0.372, SLG: 0.414 | | | C SI 85<br>B SL 78<br>X CU 67<br>1-1 ① L4 | | C SI 84<br>C CH 78<br>F FF 87<br>C SI 87<br>0-3 ② K | | S SI 84<br>B CH 78<br>F FC 86<br>B SL 79<br>S CH 78<br>2-3 ② K | | S FF 92<br>F FF 92<br>X CH 87<br>0-2 ① G4-3 | 4 | 0 | 0 | 0 | 0 | 2 | 1 |
| 11 Yunel Escobar, R (1, 6)<br>OBP: 0.331, SLG: 0.363 | | | C SL 79<br>S FF 87<br>B SI 87<br>X CU 70<br>1-2 24 BB 1B | | C FF 88<br>F FF 89<br>X FC 85<br>0-2 HR | | I IN 56<br>I IN 58<br>I IN 64<br>I IN 66<br>4-0 IBB | | C KC 83<br>X FF 91<br>0-1 8 1B 1B | 3 | 1 | 3 | 1 | 1 | 0 | 0 |
| 24 Ryan Hanigan, R (1, 2)<br>OBP: 0.325, SLG: 0.376<br>28 José Molina, R (8, 2)<br>OBP: 0.163, SLG: 0.128 | | | B FF 87<br>C FF 86<br>B SL 78<br>1 SAFE<br>B CU 71<br>S FF 86<br>B CH 77<br>4-2 1-2 BB | | B CU 68<br>C CH 77<br>B FC 87<br>F SL 77<br>F FC 88<br>S CH 78<br>2-3 ③ K | | C CH 78<br>X FC 87<br>0-1 ③ G6-3 | | 1 SAFE<br>C KC 84<br>S FF 92<br>B FF 92<br>C FF 92<br>1-3 ② K | 2<br>1 | 0<br>0 | 0<br>0 | 0<br>0 | 1<br>0 | 1<br>1 | 2<br>1 |
| Inning Stats | R: 0<br>E: 0<br>K: 0<br>S: 7<br>H: 0<br>LOB: 0<br>BB: 0<br>P: 9 | R: 0<br>E: 0<br>K: 1<br>S: 6<br>H: 0<br>LOB: 0<br>BB: 0<br>P: 9 | R: 0<br>E: 0<br>K: 0<br>S: 14<br>H: 1<br>LOB: 2<br>BB: 1<br>P: 25 | R: 0<br>E: 0<br>K: 0<br>S: 7<br>H: 0<br>LOB: 0<br>BB: 0<br>P: 8 | R: 1<br>E: 0<br>K: 2<br>S: 12<br>H: 1<br>LOB: 0<br>BB: 0<br>P: 14 | R: 0<br>E: 0<br>K: 1<br>S: 8<br>H: 0<br>LOB: 0<br>BB: 0<br>P: 13 | R: 1<br>E: 0<br>K: 1<br>S: 12<br>H: 1<br>LOB: 2<br>BB: 2<br>P: 27 | R: 1<br>E: 0<br>K: 1<br>S: 13<br>H: 1<br>LOB: 2<br>BB: 2<br>P: 25 | R: 0<br>E: 0<br>K: 2<br>S: 14<br>H: 2<br>LOB: 2<br>BB: 0<br>P: 15 | 1B: 5<br>2B: 0<br>3B: 0<br>HR: 1<br>SF: 0<br>SAC: 0<br>DP: 0<br>HBP: 0 | | | | | | |

| | AB | 33 |
|---|---|---|
| | R | 3 |
| | H | 6 |
| | RBI | 3 |
| | BB | 5 |
| | SO | 8 |
| | LOB | 16 |

WP: 0 PB: 0 SB: 1 CS: 0 PA: 38

| PITCHER | | IP | WLS | BF | H | R | ER | SO | BB | IBB | HBP | BLK | WP | HR | S | P | ERA | WHIP |
|---|---|---|---|---|---|---|---|---|---|---|---|---|---|---|---|---|---|---|
| 36 Jered Weaver, R<br>ERA: 3.14 | (1, 1) | 7.0 | L | 27 | 3 | 2 | 2 | 5 | 2 | 1 | 0 | 0 | 0 | 1 | 66 | 105 | 2.57 | 0.714 |
| 58 Michael Kohn, R<br>ERA: 1.37 | (8, 1) | 0.1 | | 4 | 1 | 1 | 1 | 0 | 2 | 0 | 0 | 0 | 0 | 0 | 6 | 15 | 27.00 | 9.000 |
| 64 Mike Morin, R<br>ERA: | (8, 1) | 0.2 | | 2 | 0 | 0 | 0 | 1 | 0 | 0 | 0 | 0 | 0 | 0 | 7 | 10 | 0.00 | 0.000 |
| 59 Fernando Salas, R<br>ERA: 3.18 | (9, 1) | 1.0 | | 5 | 2 | 0 | 0 | 2 | 0 | 0 | 0 | 0 | 0 | 0 | 14 | 15 | 0.00 | 2.000 |

| PITCHER | | IP | WLS | BF | H | R | ER | SO | BB | IBB | HBP | BLK | WP | HR | S | P | ERA | WHIP |
|---|---|---|---|---|---|---|---|---|---|---|---|---|---|---|---|---|---|---|

| Batter | 1 | 2 | 3 | 4 | 5 | 6 | 7 | 8 | 9 | AB | R | H | RBI | BB | SO | LOB |
|---|---|---|---|---|---|---|---|---|---|---|---|---|---|---|---|---|
| 2 Erick Aybar, S (1, 6)<br>OBP: 0.307, SLG: 0.413 | C SI 95<br>X SI 96<br>0-1<br>G4-3 ① | | S SL 86<br>B SI 95<br>S SI 97<br>B SI 98<br>X SL 88<br>2-2<br>P6 ② | | B SL 84<br>S SI 94<br>S SL 85<br>D SI 95<br>B SL 87<br>F FF 94<br>D SI 95<br>4-2<br>5 FC5<br>27 BB<br>1-2<br>BB | | B FF 98<br>C FF 95<br>X FF 96<br>1-1<br>27 BB<br>1B | | C FF 91<br>B FF 92<br>B SL 86<br>F FF 92<br>C FF 93<br>2-3<br>K ③ | 4 | 0 | 1 | 0 | 1 | 1 | 0 |
| 27 Mike Trout, R (1, 8)<br>OBP: 0.365, SLG: 0.528 | C FF 96<br>B SL 90<br>B FF 95<br>C SL 88<br>B FF 97<br>X SI 96<br>3-2<br>G6-3 ② | | B FF 98<br>B SI 97<br>B SL 88<br>B FF 96<br>4-0<br>BB | | B SL 86<br>B FF 97<br>B FF 96<br>C SI 96<br>B SI 95<br>4-1<br>5 FC5<br>1-2<br>2-3<br>BB | | 1 SAFE<br>B FF 97<br>C FF 96<br>B FF 98<br>B FF 97<br>B FF 97<br>4-1<br>1-2<br>BB | | | 1 | 0 | 0 | 0 | 3 | 0 | 0 |
| 5 Albert Pujols, R (1, 3)<br>OBP: 0.321, SLG: 0.497 | C FF 97<br>F FF 98<br>B SL 90<br>F SL 89<br>X FF 98<br>1-2<br>28 BB<br>1B | | B SL 88<br>X FF 96<br>1-0<br>F8 ③ | | B FF 96<br>X SL 87<br>1-0<br>FC5 ③<br>1-2<br>2-3f | | C SI 96<br>F FF 97<br>F FF 98<br>D FF 98<br>X FF 98<br>1-2<br>F9 ③ | | | 4 | 0 | 1 | 0 | 0 | 0 | 6 |
| 28 Raul Ibanez, L (1, 10)<br>OBP: 0.268, SLG: 0.269 | B FF 96<br>C SI 96<br>B SI 95<br>B SI 96<br>B SI 96<br>4-1<br>1-2<br>BB | | | C SI 93<br>S SI 96<br>B SI 96<br>F SI 95<br>F SI 96<br>X SI 97<br>1-2<br>G1-3 ① | | B SL 86<br>B FF 95<br>C SI 93<br>F SI 95<br>X SI 97<br>2-2<br>G6-3 ① | | C FF 90<br>B CU 79<br>F CU 78<br>F FF 91<br>F FS 83<br>S FS 83<br>1-3<br>K ① | | 3 | 0 | 0 | 0 | 1 | 1 | 0 |
| 47 Howie Kendrick, R (1, 4)<br>OBP: 0.380, SLG: 0.428 | B FF 97<br>F FF 97<br>C SI 97<br>S SL 91<br>1-3<br>K ③ | | | C SL 86<br>B FF 97<br>X FF 96<br>1-1<br>G5-3 ② | | B FF 95<br>S SL 86<br>F FF 96<br>X SL 86<br>1-2<br>F8 ② | | C CU 78<br>X FF 90<br>0-1<br>1B | | 4 | 0 | 1 | 0 | 0 | 1 | 2 |
| 19 Efren Navarro, L (1, 7)<br>OBP: 0.429, SLG: 0.500 | | B SI 96<br>C FF 94<br>X SI 96<br>1-1<br>G6-3 ① | | B SL 86<br>X SI 95<br>1-0<br>F7 ③ | | B SI 95<br>C SI 94<br>F SI 96<br>B SI 97<br>X SI 97<br>2-2<br>1B | | B CU 79<br>C CU 78<br>S FS 82<br>F FF 91<br>S FS 82<br>1-3<br>K ② | | 4 | 0 | 1 | 0 | 0 | 1 | 1 |
| 16 Hank Conger, L (1, 2)<br>OBP: 0.359, SLG: 0.517 | | F SI 95<br>C SL 87<br>C SI 96<br>0-3<br>K ② | | | C SL 86<br>B SL 87<br>F SI 95<br>F SL 88<br>X SI 96<br>1-2<br>G5-3 ① | X SI 94<br>0-0<br>G4-3 ③ | | C CU 78<br>1 SAFE<br>1 SAFE<br>X CU 78<br>0-1<br>G4-3 ③ | | 4 | 0 | 0 | 0 | 0 | 1 | 2 |
| 7 Collin Cowgill, R (1, 9)<br>OBP: 0.404, SLG: 0.424 | | C SI 96<br>C SL 87<br>B FF 98<br>S SL 88<br>1-3<br>K ③ | | | B SL 85<br>C SL 87<br>C FF 97<br>S SI 97<br>1-3<br>K ② | | C FF 94<br>B CU 77<br>B FF 96<br>X FF 96<br>2-1<br>G5-3 ① | | C FF 92<br>X FF 93<br>0-1<br>P3 ① | 4 | 0 | 0 | 0 | 0 | 2 | 0 |
| 8 John McDonald, R (1, 5)<br>OBP: 0.344, SLG: 0.286<br>20 C.J. Cron, R (7, PH)<br>OBP: 0.371, SLG: 0.618<br>13 Luis Jimenez, R (8, 5)<br>OBP: 0.176, SLG: 0.235<br>10 Grant Green, R (9, PH)<br>OBP: 0.333, SLG: 0.387 | | | C SI 94<br>B FF 96<br>F SI 95<br>B FF 97<br>F SI 96<br>F FF 97<br>S SL 89<br>2-3<br>K ① | | F SI 96<br>B FF 96<br>B FF 97<br>B FF 95<br>C SI 95<br>B SI 94<br>4-2<br>27 BB<br>2 S<br>BB | | F FF 98<br>F CU 80<br>B FF 97<br>S FF 98<br>1-3<br>K ② | | C FF 94<br>S FF 93<br>B FF 93<br>B FF 93<br>F SL 87<br>F FF 92<br>X FF 93<br>2-2<br>P3 ② | 1<br>1<br>0<br>1 | 0<br>0<br>0<br>0 | 0<br>0<br>0<br>0 | 0<br>0<br>0<br>0 | 1<br>0<br>0<br>0 | 1<br>0<br>0<br>0 | 0<br>0<br>0<br>0 |
| Inning Stats | R: 0<br>E: 0<br>K: 1<br>S: 13<br>H: 1<br>LOB: 2<br>BB: 1<br>P: 22 | R: 0<br>E: 0<br>K: 2<br>S: 8<br>H: 0<br>LOB: 0<br>BB: 0<br>P: 10 | R: 0<br>E: 0<br>K: 1<br>S: 9<br>H: 0<br>LOB: 1<br>BB: 1<br>P: 18 | R: 0<br>E: 0<br>K: 0<br>S: 8<br>H: 0<br>LOB: 0<br>BB: 0<br>P: 11 | R: 0<br>E: 0<br>K: 1<br>S: 14<br>H: 0<br>LOB: 3<br>BB: 3<br>P: 29 | R: 0<br>E: 0<br>K: 0<br>S: 10<br>H: 1<br>LOB: 1<br>BB: 0<br>P: 15 | R: 0<br>E: 0<br>K: 1<br>S: 12<br>H: 1<br>LOB: 2<br>BB: 1<br>P: 21 | R: 0<br>E: 0<br>K: 2<br>S: 13<br>H: 1<br>LOB: 1<br>BB: 0<br>P: 15 | R: 0<br>E: 0<br>K: 1<br>S: 10<br>H: 0<br>LOB: 0<br>BB: 0<br>P: 14 | 1B: 4<br>2B: 0<br>3B: 0<br>HR: 0 | SF: 0<br>SAC: 0<br>DP: 0<br>HBP: 0 | | | WP: 0<br>PB: 0<br>SB: 1<br>CS: 0 | PA: 37 | | |

# BOTTOM

# Tampa Bay Rays @ Los Angeles Angels

## Angel Stadium of Anaheim, Anaheim, CA

Fri May 16 2014, 7:09 PM - 10:36 PM PDT

Att. 38,796 - Partly Cloudy - 82 F

livebaseballscorecards.com

| | |
|---|---|
| AB | 31 |
| R | 0 |
| H | 4 |
| RBI | 0 |
| BB | 6 |
| SO | 9 |
| LOB | 11 |

| PITCHER | | IP | WLS | BF | H | R | ER | SO | BB | IBB | HBP | BLK | WP | HR | S | P | ERA | WHIP |
|---|---|---|---|---|---|---|---|---|---|---|---|---|---|---|---|---|---|---|
| 22 Chris Archer, R<br>ERA: 4.59 | (1, 1) | 5.2 | W | 24 | 2 | 0 | 0 | 5 | 5 | 0 | 0 | 0 | 0 | 0 | 61 | 104 | 0.00 | 1.235 |
| 46 Juan Carlos Oviedo, R<br>ERA: 2.45 | (6, 1) | 0.1 | H | 1 | 0 | 0 | 0 | 0 | 0 | 0 | 0 | 0 | 0 | 0 | 1 | 1 | 0.00 | 0.000 |
| 57 Jake McGee, L<br>ERA: 1.42 | (7, 1) | 1.0 | H | 5 | 1 | 0 | 0 | 1 | 1 | 0 | 0 | 0 | 0 | 0 | 12 | 21 | 0.00 | 2.000 |
| 62 Joel Peralta, R<br>ERA: 5.4 | (8, 1) | 1.0 | H | 4 | 1 | 0 | 0 | 2 | 0 | 0 | 0 | 0 | 0 | 0 | 13 | 15 | 0.00 | 1.000 |
| 50 Grant Balfour, R<br>ERA: 6.06 | (9, 1) | 1.0 | S | 3 | 0 | 0 | 0 | 1 | 0 | 0 | 0 | 0 | 0 | 0 | 10 | 14 | 0.00 | 0.000 |

| PITCHER | IP | WLS | BF | H | R | ER | SO | BB | IBB | HBP | BLK | WP | HR | S | P | ERA | WHIP |
|---|---|---|---|---|---|---|---|---|---|---|---|---|---|---|---|---|---|

| Batter | 1 | 2 | 3 | 4 | 5 | 6 | 7 | 8 | 9 | AB | R | H | RBI | BB | SO | LOB |
|---|---|---|---|---|---|---|---|---|---|---|---|---|---|---|---|---|
| 5 Brandon Guyer, R (1, 7)<br>OBP: 0.233, SLG: 0.310 | F FF 90<br>F FF 90<br>B CU 77<br>X SI 93<br>1-2<br>9<br>G6-4-3<br>1B | | B FF 89<br>B FF 90<br>X FF 91<br>2-0 ②<br>L9 | | | 1 SAFE<br>B FF 90<br>X CH 85<br>1-0 ①②<br>G1-4-3<br>1-2f | | B CU 79<br>S SI 93<br>S FF 93<br>X SL 79<br>1-2 ③<br>G5-3 | | 4 | 0 | 1 | 0 | 0 | 0 | 2 |
| 9 Wil Myers, R (1, 9)<br>OBP: 0.309, SLG: 0.380 | B FF 91<br>B CU 75<br>X SI 91<br>2-0 ①②<br>G6-4-3<br>1-2f | | F CH 85<br>F SI 90<br>S FF 91<br>0-3 ③<br>K | | | B CH 86<br>C CU 72<br>C FC 88<br>B FF 93<br>B CU 78<br>F SL 83<br>X SI 93<br>3-2 ③<br>P5 | | | C FF 91<br>B FF 91<br>X CH 87<br>1-1 ①<br>F8 | 4 | 0 | 0 | 0 | 0 | 1 | 2 |
| 3 Evan Longoria, R (1, 5)<br>OBP: 0.337, SLG: 0.395 | C CU 76<br>F FF 92<br>B SL 82<br>B FF 92<br>S CU 77<br>2-3 ③<br>K | | | B FF 91<br>X FF 91<br>1-0 ①<br>G5-3 | | | C FF 91<br>B FF 91<br>B CU 76<br>F FF 91<br>F SI 92<br>B SI 88<br>F FF 93<br>X CU 80<br>3-2<br>11<br>BB<br>11<br>1B<br>1B | | B FF 91<br>B FF 92<br>B FF 92<br>C FF 90<br>X FF 91<br>3-1 ②<br>P6 | 4 | 0 | 1 | 0 | 0 | 1 | 0 |
| 1 Sean Rodríguez, R (1, 4)<br>OBP: 0.288, SLG: 0.516 | | B FF 90<br>X FF 90<br>1-0<br>11<br>FC5-4<br>1B | | C FF 91<br>C CU 76<br>F SI 90<br>X CU 75<br>0-2 ②<br>G6-3 | | | F FF 91<br>B SI 92<br>D CH 86<br>F SI 92<br>F CU 76<br>F FF 91<br>S SL 82<br>2-3 ①<br>K | | B FF 91<br>S CU 77<br>B FF 91<br>B CH 86<br>C FF 92<br>X SI 92<br>3-2 ③<br>G4-3 | 4 | 0 | 1 | 0 | 0 | 1 | 1 |
| 11 Yunel Escobar, R (1, 6)<br>OBP: 0.331, SLG: 0.362 | | C CU 74<br>B FF 91<br>D CU 72<br>F CH 86<br>S CU 78<br>2-3 ①<br>K | | B CH 86<br>B FF 92<br>C CU 76<br>C CU 77<br>S SL 82<br>2-3 ③<br>K | | | D CU 76<br>X FF 91<br>1-0<br>11<br>BB<br>1-2<br>1B | | | 3 | 0 | 1 | 0 | 0 | 2 | 1 |
| 11 Logan Forsythe, R (1, 10)<br>OBP: 0.259, SLG: 0.250 | | B CU 77<br>C SI 90<br>F CH 85<br>F SL 81<br>B FC 88<br>X CU 77<br>2-2 ②<br>FC5-4<br>1-2f | | | C FF 90<br>B CU 76<br>B CH 87<br>X FF 92<br>2-1 ①<br>G6-3 | | D SI 91<br>B SL 82<br>C FF 91<br>F CH 86<br>B CH 86<br>B FF 91<br>4-2<br>21<br>G4-6-3<br>1-2<br>2-3<br>BB | | | 2 | 0 | 0 | 0 | 1 | 0 | 1 |
| 21 James Loney, L (1, 3)<br>OBP: 0.370, SLG: 0.396 | | X FF 91<br>0-0 ③<br>F7 | | | B FF 91<br>B SI 92<br>X FF 92<br>2-0 ②<br>G4-3 | | X SI 90<br>0-0 ②③<br>G4-6-3<br>1-2f | | | 3 | 0 | 0 | 0 | 0 | 0 | 4 |
| 28 José Molina, R (1, 2)<br>OBP: 0.173, SLG: 0.122 | | | B SI 90<br>C CU 77<br>C CH 85<br>F FF 91<br>B SI 91<br>B FF 91<br>B CU 77<br>4-2<br>39<br>FC3-6<br>BB | | F FF 92<br>B SI 92<br>X FF 92<br>1-1 ③<br>F9 | | | B FF 90<br>B FF 90<br>C FF 91<br>F FF 92<br>S FF 92<br>2-3 ①<br>K | | 2 | 0 | 0 | 0 | 1 | 1 | 0 |
| 39 Kevin Kiermaier, L (1, 8)<br>OBP: 0.143, SLG: 0.143 | | | F FF 90<br>B CU 76<br>F FF 90<br>X CU 76<br>1-2 ①<br>FC3-6<br>1-2f | | | C FF 90<br>X SL 82<br>0-1<br>5<br>G1-4-3<br>1B | | S FF 94<br>C SI 92<br>F SI 93<br>S SL 82<br>0-3 ②<br>K | | 3 | 0 | 1 | 0 | 0 | 1 | 1 |
| Inning Stats | R: 0<br>E: 0<br>K: 1<br>S: 7<br>H: 1<br>LOB: 0<br>BB: 0<br>P: 12 | R: 0<br>E: 0<br>K: 1<br>S: 9<br>H: 1<br>LOB: 1<br>BB: 0<br>P: 14 | R: 0<br>E: 0<br>K: 1<br>S: 10<br>H: 0<br>LOB: 1<br>BB: 1<br>P: 17 | R: 0<br>E: 0<br>K: 1<br>S: 8<br>H: 0<br>LOB: 0<br>BB: 0<br>P: 11 | R: 0<br>E: 0<br>K: 0<br>S: 5<br>H: 0<br>LOB: 0<br>BB: 0<br>P: 10 | R: 0<br>E: 0<br>K: 0<br>S: 7<br>H: 1<br>LOB: 0<br>BB: 0<br>P: 11 | R: 0<br>E: 0<br>K: 1<br>S: 15<br>H: 2<br>LOB: 2<br>BB: 1<br>P: 25 | R: 0<br>E: 0<br>K: 2<br>S: 10<br>H: 0<br>LOB: 0<br>BB: 0<br>P: 13 | R: 0<br>E: 0<br>K: 0<br>S: 7<br>H: 0<br>LOB: 0<br>BB: 0<br>P: 14 | 1B: 5<br>2B: 0<br>3B: 0<br>HR: 0 | SF: 0<br>SAC: 0<br>DP: 3<br>HBP: 0 | | | | | |

| PITCHER | IP | WLS | BF | H | R | ER | SO | BB | IBB | HBP | BLK | WP | HR | S | P | ERA | WHIP |
|---|---|---|---|---|---|---|---|---|---|---|---|---|---|---|---|---|---|
| 33 C.J. Wilson, L (1, 1)<br>ERA: 3.16 | 9.0 | W | 31 | 5 | 0 | 0 | 7 | 2 | 0 | 0 | 0 | 0 | 0 | 78 | 127 | 0.00 | 0.778 |

| PITCHER | IP | WLS | BF | H | R | ER | SO | BB | IBB | HBP | BLK | WP | HR | S | P | ERA | WHIP |
|---|---|---|---|---|---|---|---|---|---|---|---|---|---|---|---|---|---|

# TOP

## Tampa Bay Rays @ Los Angeles Angels

Angel Stadium of Anaheim, Anaheim, CA

Sat May 17 2014, 6:12 PM - 9:09 PM PDT

Att. 42,224 - Partly Cloudy - 78 F

livebaseballscorecards.com

| | |
|---|---|
| AB | 29 |
| R | 0 |
| H | 5 |
| RBI | 0 |
| BB | 2 |
| SO | 7 |
| LOB | 12 |

| | | | |
|---|---|---|---|
| WP: 0 | PA: 31 | | |
| PB: 0 | | | |
| SB: 0 | | | |
| CS: 0 | | | |

# Tampa Bay Rays @ Los Angeles Angels

Angel Stadium of Anaheim, Anaheim, CA

Sat May 17 2014, 6:12 PM - 9:09 PM PDT

Att. 42,224 - Partly Cloudy - 78 F

BOTTOM

livebaseballscorecards.com

| Batter | 1 | 2 | 3 | 4 | 5 | 6 | 7 | 8 | 9 | AB | R | H | RBI | BB | SO | LOB |
|---|---|---|---|---|---|---|---|---|---|---|---|---|---|---|---|---|
| 7 Collin Cowgill, R (1, 9) OBP: 0.413, SLG: 0.427 | B FF 91<br>X FF 90<br>1-0<br>27 BB<br>47 1B<br>1B | D FF 92<br>D SL 85<br>B FF 90<br>C FF 91<br>S FF 91<br>X FF 91<br>3-2<br>27 SF8<br>1-3<br>5 2B<br>1B | | C SI 92<br>F SL 82<br>B SL 83<br>F FC 84<br>T FS 84<br>1-2 ①<br>K | | S CH 84<br>B FF 94<br>F CH 86<br>B FF 94<br>B CH 87<br>B CH 84<br>4-2<br>5 FC6-4<br>1-2<br>BB | | C FF 93<br>B FF 94<br>C CH 81<br>D CH 81<br>X CH 80<br>2-2 ②③<br>G6-4-3<br>1-2f | | 4 | 2 | 2 | 0 | 1 | 1 | 2 |
| 27 Mike Trout, R (1, 8) OBP: 0.363, SLG: 0.521 | B FF 90<br>B FF 91<br>B FF 91<br>C FF 91<br>B FF 91<br>4-1<br>20 1B<br>47 1B<br>2 SF7<br>1-2<br>BB | B SL 82<br>C SI 91<br>S SI 92<br>B SI 91<br>X SI 92<br>2-2 ②<br>SF8<br>2-3<br>3-H | | C SL 83<br>X SL 84<br>0-1 ②<br>P4 | | C SI 95<br>B SI 95<br>B FF 96<br>B FF 97<br>F FF 96<br>S FF 97<br>3-3 ②<br>K | | | | 2 | 1 | 0 | 1 | 1 | 1 | 3 |
| 5 Albert Pujols, R (1, 3) OBP: 0.319, SLG: 0.497 | C FF 91<br>B CU 69<br>S CH 85<br>B FF 91<br>D CH 86<br>F FF 91<br>F FF 92<br>F CH 86<br>X FF 89<br>3-2 ①<br>F6 | C FC 87<br>F SI 93<br>X FC 84<br>0-2<br>3-H<br>2B | | S FS 87<br>B FS 84<br>B FS 83<br>X SL 82<br>2-1 ③<br>G6-3 | | C FF 96<br>F FS 83<br>X FF 96<br>0-2 ③<br>FC6-4<br>1-2f | | | | 4 | 0 | 1 | 1 | 0 | 0 | 5 |
| 47 Howie Kendrick, R (1, 4) OBP: 0.377, SLG: 0.423 | F FF 91<br>X FF 92<br>0-1<br>20 1B<br>1-2<br>2-H<br>1B | X FC 88<br>0-0 ③<br>G6-3 | | | B SL 84<br>C SI 93<br>X FF 95<br>1-1 ①<br>L9 | | X SL 76<br>0-0 ①<br>G6-3 | | | 4 | 0 | 1 | 1 | 0 | 0 | 1 |
| 20 C.J. Cron, R (1, 10) OBP: 0.359, SLG: 0.579 | B CH 84<br>X CH 85<br>1-0<br>1-2<br>2-3<br>1B | C SL 81<br>B FS 83<br>B FC 87<br>X SL 81<br>2-1 ①<br>P6 | | F SL 84<br>B CH 85<br>B CH 85<br>X CH 84<br>2-1 ②<br>F7 | | | B SI 94<br>S SL 77<br>B FF 94<br>S SL 77<br>F FS 82<br>X FF 95<br>2-2 ②<br>F9 | | | 4 | 0 | 1 | 0 | 0 | 0 | 0 |
| 2 Erick Aybar, S (1, 6) OBP: 0.300, SLG: 0.405 | C FF 92<br>X FF 91<br>0-1 ②<br>SF7<br>3-H | F SI 92<br>B FC 87<br>X FF 88<br>1-1 ②<br>P4 | | B SI 93<br>B CH 83<br>C CH 83<br>B SL 85<br>X CH 83<br>3-1 ③<br>G1-3 | | | B SL 78<br>X SI 93<br>1-0 ③<br>P6 | | | 3 | 0 | 0 | 1 | 0 | 0 | 0 |
| 17 Chris Iannetta, R (1, 2) OBP: 0.368, SLG: 0.407 | B CH 86<br>X FF 92<br>1-0 ③<br>F9 | X SI 93<br>0-0<br>10 HR<br>2B | | | | F FF 93<br>C SI 94<br>B CH 88<br>F CH 87<br>F CH 86<br>S CH 85<br>1-3 ①<br>K | | B FF 93<br>B FF 92<br>F FF 92<br>C CH 80<br>B FF 94<br>X CH 80<br>3-2<br>13 HBP<br>1B | | 4 | 1 | 2 | 0 | 0 | 1 | 2 |
| 10 Grant Green, R (1, 7) OBP: 0.351, SLG: 0.471 | | F FF 91<br>C FF 91<br>F SL 84<br>C FF 90<br>0-3 ①<br>K | C SL 82<br>X SI 91<br>0-1<br>2-H<br>HR | | | B FF 94<br>C SL 84<br>B CH 85<br>S CH 84<br>B CH 86<br>B CH 84<br>4-2<br>13 1B<br>13 WP<br>BB | | B CH 80<br>C CH 81<br>C CH 81<br>S FF 94<br>1-3 ①<br>K | | 3 | 1 | 1 | 2 | 1 | 2 | 1 |
| 13 Luis Jimenez, R (1, 5) OBP: 0.286, SLG: 0.263 | | H CU 72<br>1-0<br>7 1B<br>27 SF8<br>HBP | F FC 85<br>C SL 80<br>S SL 83<br>0-3 ③<br>K | | | F FF 92<br>B FF 93<br>X CH 84<br>1-1<br>7 BB<br>1-3<br>1B | | 1 SAFE<br>C FF 94<br>B FF 92<br>B CH 81<br>B CH 79<br>F FF 92<br>F FF 94<br>H CH 80<br>4-2<br>7 G6-4-3<br>1-2<br>HBP | | 2 | 1 | 1 | 0 | 0 | 1 | 0 |
| Inning Stats | R: 2 E: 0 K: 0 S: 14<br>H: 3 LOB: 2 BB: 1 P: 24 | R: 2 E: 0 K: 1 S: 14<br>H: 2 LOB: 1 BB: 0 P: 20 | R: 2 E: 0 K: 1 S: 10<br>H: 2 LOB: 0 BB: 0 P: 13 | R: 0 E: 0 K: 1 S: 8<br>H: 0 LOB: 0 BB: 0 P: 11 | R: 0 E: 0 K: 0 S: 6<br>H: 0 LOB: 0 BB: 0 P: 12 | R: 0 E: 0 K: 2 S: 17<br>H: 1 LOB: 3 BB: 2 P: 30 | R: 0 E: 0 K: 0 S: 6<br>H: 0 LOB: 0 BB: 0 P: 9 | R: 0 E: 0 K: 1 S: 12<br>H: 1 LOB: 1 BB: 0 P: 22 | | 1B: 6<br>2B: 2<br>3B: 0<br>HR: 1 | SF: 2<br>SAC: 0<br>DP: 1<br>HBP: 2 | | | | | |

| | AB | 30 |
|---|---|---|
| | R | 6 |
| | H | 9 |
| | RBI | 6 |
| | BB | 3 |
| | SO | 6 |
| | LOB | 14 |

WP: 1 PA: 37
PB: 0
SB: 0
CS: 0

| PITCHER | | IP | WLS | BF | H | R | ER | SO | BB | IBB | HBP | BLK | WP | HR | S | P | ERA | WHIP |
|---|---|---|---|---|---|---|---|---|---|---|---|---|---|---|---|---|---|---|
| 27 Cesár Ramos, L<br>ERA: 4.58 | (1, 1) | 1.1 | L | 10 | 4 | 4 | 4 | 1 | 1 | 0 | 1 | 0 | 0 | 0 | 21 | 35 | 27.00 | 3.750 |
| 47 Brandon Gomes, R<br>ERA: 4.91 | (2, 1) | 2.2 | | 11 | 3 | 2 | 2 | 2 | 0 | 0 | 0 | 0 | 0 | 1 | 25 | 33 | 6.75 | 1.125 |
| 46 Juan Carlos Oviedo, R<br>ERA: 2.19 | (5, 1) | 1.1 | | 7 | 1 | 0 | 0 | 1 | 2 | 0 | 0 | 0 | 1 | 0 | 17 | 33 | 0.00 | 2.250 |
| 52 Josh Lueke, R<br>ERA: 4.74 | (6, 1) | 1.2 | | 5 | 0 | 0 | 0 | 1 | 0 | 0 | 0 | 0 | 0 | 0 | 12 | 18 | 0.00 | 0.000 |
| 26 Brad Boxberger, R<br>ERA: 2.31 | (8, 1) | 1.0 | | 4 | 1 | 0 | 0 | 1 | 0 | 0 | 1 | 0 | 0 | 0 | 12 | 22 | 0.00 | 1.000 |

| PITCHER | IP | WLS | BF | H | R | ER | SO | BB | IBB | HBP | BLK | WP | HR | S | P | ERA | WHIP |
|---|---|---|---|---|---|---|---|---|---|---|---|---|---|---|---|---|---|

# Tampa Bay Rays @ Los Angeles Angels

Angel Stadium of Anaheim, Anaheim, CA

Sun May 18 2014, 12:37 PM - 3:37 PM PDT

Att. 36,655 - Partly Cloudy - 75 F

livebaseballscorecards.com

| Batter | 1 | 2 | 3 | 4 | 5 | 6 | 7 | 8 | 9 | AB | R | H | RBI | BB | SO | LOB |
|---|---|---|---|---|---|---|---|---|---|---|---|---|---|---|---|---|
| 7 David DeJesus, L (1, 10)<br>OBP: 0.346, SLG: 0.469 | C FF 93<br>X SI 93<br>0-1 ① G4-3 | | C SI 92<br>B CH 85<br>F SI 93<br>X SL 85<br>1-2 2B | | C SI 90<br>B SL 84<br>B SI 90<br>X SI 90<br>2-1 ③ G4-3 | | | C FF 89<br>F FF 90<br>B SL 81<br>X FF 89<br>1-2 1B | | 4 | 0 | 2 | 0 | 0 | 0 | 0 |
| 9 Wil Myers, R (1, 9)<br>OBP: 0.308, SLG: 0.373 | C SI 94<br>B FF 94<br>B SI 92<br>C KC 79<br>B CH 85<br>D CH 85<br>4-2 20 1B BB | | X KC 76<br>0-0 ② G5-3 | | | B KC 74<br>S SL 81<br>B SI 90<br>B SL 81<br>S CH 82<br>S CH 84<br>3-3 ① K | | S SI 88<br>B SI 89<br>C SI 88<br>S SL 81<br>1-3 ① K | | 3 | 0 | 0 | 0 | 1 | 2 | 2 |
| 20 Matt Joyce, L (1, 7)<br>OBP: 0.376, SLG: 0.412 | X SI 93<br>0-0 1-3 1B | | B SI 91<br>B CH 85<br>B CH 84<br>B SI 91<br>4-0 BB | | | F SI 91<br>C SI 92<br>B CH 84<br>X CH 85<br>1-2 ② G4-3 | | B SI 88<br>F SI 88<br>C SI 80<br>B FF 90<br>T SL 80<br>2-2 ② K | | 3 | 0 | 1 | 0 | 1 | 1 | 1 |
| 3 Evan Longoria, R (1, 5)<br>OBP: 0.330, SLG: 0.386 | F SI 92<br>X SI 92<br>0-1 ② F9 | | C KC 77<br>2 SAFE<br>F FF 92<br>S CH 86<br>0-3 ③ K | | | C KC 74<br>S SL 84<br>B FF 90<br>S CH 83<br>1-3 ③ K | | 1 SAFE<br>F SI 89<br>X SI 88<br>0-1 ③ G6-3 | | 4 | 0 | 0 | 0 | 0 | 2 | 5 |
| 21 James Loney, L (1, 3)<br>OBP: 0.373, SLG: 0.395 | S KC 79<br>S CH 86<br>B FF 92<br>B CH 86<br>X CH 87<br>2-2 ③ L9 | | | C FF 89<br>B FF 90<br>C SI 91<br>X CH 84<br>1-2 ① G1-3 | | | B KC 72<br>B CH 80<br>B FF 88<br>C SI 90<br>B SI 90<br>4-1 39 HR BB | | B FF 93<br>F SI 94<br>X SL 80<br>1-1 5 DI 1B | 3 | 1 | 1 | 0 | 1 | 0 | 2 |
| 11 Yunel Escobar, R (1, 6)<br>OBP: 0.324, SLG: 0.353 | | X KC 76<br>0-0 ① G5-3 | | B KC 75<br>B KC 78<br>C SL 83<br>B CH 85<br>F SL 81<br>S CH 86<br>3-3 ② K | | | C SL 80<br>B SL 80<br>S FF 92<br>B CH 74<br>F FF 93<br>F FF 93<br>F SL 80<br>X CH 74<br>2-2 ① F9 | | C SI 95<br>F FF 94<br>S SI 95<br>0-3 ① K | 4 | 0 | 0 | 0 | 0 | 2 | 2 |
| 39 Kevin Kiermaier, L (1, 8)<br>OBP: 0.182, SLG: 0.455 | | B SI 91<br>B KC 76<br>F SI 91<br>S CH 84<br>X CH 86<br>2-2 ② G4-3 | | C KC 74<br>F FF 92<br>B FF 92<br>B SI 92<br>B CH 86<br>X CH 85<br>3-2 ③ G3-1 | | | B SI 92<br>X FF 92<br>1-0 1-H HR | | S SI 94<br>S SI 95<br>S SI 93<br>0-3 ② K | 4 | 1 | 1 | 2 | 0 | 1 | 1 |
| 35 Cole Figueroa, L (1, 4)<br>5 Brandon Guyer, R (9, PH)<br>OBP: 0.227, SLG: 0.302 | | B KC 77<br>F SI 93<br>C KC 79<br>B FF 93<br>S CH 86<br>2-3 ③ K | | | C SI 89<br>B FF 88<br>X KC 75<br>1-1 ① L5 | | B FF 92<br>C SL 78<br>X CH 75<br>1-1 ② F7 | | B SI 94<br>X SI 94<br>1-0 ③ L8<br>1-2 | 3<br>1 | 0<br>0 | 0<br>0 | 0<br>0 | 0<br>0 | 1<br>0 | 0<br>1 |
| 28 José Molina, R (1, 2)<br>OBP: 0.164, SLG: 0.115 | | | F FF 91<br>B FF 90<br>B FF 91<br>S FF 91<br>B FF 90<br>F FF 91<br>S CH 84<br>3-3 ① K | | X FF 90<br>0-0 ② F9 | | X FF 90<br>0-0 ③ G5-3 | | | 3 | 0 | 0 | 0 | 0 | 1 | 0 |
| Inning Stats | R: 0<br>E: 0<br>K: 0<br>S: 10<br>H: 1<br>LOB: 2<br>BB: 1<br>P: 16 | R: 0<br>E: 0<br>K: 1<br>S: 7<br>H: 0<br>LOB: 0<br>BB: 0<br>P: 11 | R: 0<br>E: 0<br>K: 2<br>S: 11<br>H: 1<br>LOB: 2<br>BB: 1<br>P: 19 | R: 0<br>E: 0<br>K: 1<br>S: 9<br>H: 0<br>LOB: 0<br>BB: 0<br>P: 16 | R: 0<br>E: 0<br>K: 0<br>S: 5<br>H: 0<br>LOB: 0<br>BB: 0<br>P: 8 | R: 0<br>E: 0<br>K: 2<br>S: 9<br>H: 0<br>LOB: 0<br>BB: 0<br>P: 14 | R: 2<br>E: 0<br>K: 0<br>S: 11<br>H: 1<br>LOB: 0<br>BB: 1<br>P: 19 | R: 0<br>E: 0<br>K: 2<br>S: 11<br>H: 1<br>LOB: 1<br>BB: 0<br>P: 15 | R: 0<br>E: 0<br>K: 2<br>S: 9<br>H: 1<br>LOB: 1<br>BB: 0<br>P: 11 | 1B: 3<br>2B: 1<br>3B: 0<br>HR: 1<br>SF: 0<br>SAC: 0<br>DP: 0<br>HBP: 0 | | | | | | |

| | AB | 32 |
|---|---|---|
| | R | 2 |
| | H | 5 |
| | RBI | 2 |
| | BB | 3 |
| | SO | 10 |
| | LOB | 14 |

WP: 0 PB: 0 SB: 0 CS: 0 PA: 35

| PITCHER | | IP | WLS | BF | H | R | ER | SO | BB | IBB | HBP | BLK | WP | HR | S | P | ERA | WHIP |
|---|---|---|---|---|---|---|---|---|---|---|---|---|---|---|---|---|---|---|
| 52 Matt Shoemaker, R<br>ERA: 3.06 | (1, 1) | 6.0 | W | 23 | 2 | 1 | 1 | 6 | 3 | 0 | 0 | 0 | 0 | 0 | 52 | 89 | 1.50 | 0.833 |
| 64 Mike Morin, R<br>ERA: 0.93 | (7, 1) | 1.0 | | 4 | 1 | 1 | 1 | 0 | 0 | 0 | 0 | 0 | 0 | 1 | 10 | 14 | 9.00 | 1.000 |
| 38 Joe Smith, R<br>ERA: 2.5 | (8, 1) | 1.0 | | 4 | 1 | 0 | 0 | 2 | 0 | 0 | 0 | 0 | 0 | 0 | 11 | 15 | 0.00 | 1.000 |
| 49 Ernesto Frieri, R<br>ERA: 4.91 | (9, 1) | 1.0 | | 4 | 1 | 0 | 0 | 2 | 0 | 0 | 0 | 0 | 0 | 0 | 9 | 11 | 0.00 | 1.000 |

| PITCHER | IP | WLS | BF | H | R | ER | SO | BB | IBB | HBP | BLK | WP | HR | S | P | ERA | WHIP |
|---|---|---|---|---|---|---|---|---|---|---|---|---|---|---|---|---|---|

| Batter | 1 | 2 | 3 | 4 | 5 | 6 | 7 | 8 | 9 | AB | R | H | RBI | BB | SO | LOB |
|---|---|---|---|---|---|---|---|---|---|---|---|---|---|---|---|---|
| 7 Collin Cowgill, R (1, 9)<br>OBP: 0.398, SLG: 0.409 | C FF 93<br>S KC 78<br>C FF 95<br>0-3 ① K | | B KC 79<br>X CH 85<br>1-0 ② F7 | B FF 94<br>X FC 87<br>1-0 E5<br>2-H<br>3-H | | F SI 95<br>S FF 95<br>S SI 95<br>0-3 ③ K | | | | 4 | 0 | 0 | 1 | 0 | 2 | 1 |
| 27 Mike Trout, R (1, 8)<br>OBP: 0.360, SLG: 0.515 | C FF 95<br>B FF 95<br>F FF 95<br>F SI 96<br>B FF 96<br>B FF 96<br>C SI 96<br>3-3 ② K | | B KC 81<br>X SI 95<br>1-0 5 1B 47 1B 1B | B CH 85<br>S FF 95<br>F FF 95<br>F FF 96<br>B FC 90<br>S FC 86<br>2-3 ② K | | | C KC 76<br>X FF 94<br>0-1 ① F9 | | | 4 | 1 | 1 | 0 | 0 | 2 | 1 |
| 5 Albert Pujols, R (1, 10)<br>OBP: 0.328, SLG: 0.537 | F FF 96<br>F FF 96<br>X FF 97<br>0-2 HR | | B CH 86<br>X FF 96<br>1-0 47 1B 1-3 1B | F CH 85<br>S FC 88<br>F SI 95<br>F FC 88<br>X FF 95<br>0-2 ③ F9 | | | B FF 93<br>C KC 77<br>X CH 84<br>1-1 HR | | | 4 | 2 | 3 | 2 | 0 | 0 | 1 |
| 47 Howie Kendrick, R (1, 4)<br>OBP: 0.374, SLG: 0.419 | C KC 80<br>S CH 86<br>C FF 97<br>0-3 ③ K | | S FF 96<br>B FF 95<br>F SI 96<br>F FF 97<br>F FC 90<br>B SI 96<br>B FF 96<br>F FC 90<br>X KC 79<br>3-2 1-3 3-H 1B | | C CH 85<br>X CH 85<br>0-1 ① G6-3 | | F SI 94<br>S KC 80<br>F FC 88<br>B FF 95<br>B FF 95<br>F CH 85<br>S KC 81<br>2-3 ② K | | | 4 | 0 | 1 | 1 | 0 | 2 | 0 |
| 20 C.J. Cron, R (1, 3)<br>OBP: 0.333, SLG: 0.537<br>19 Efren Navarro, L (6, 3)<br>OBP: 0.455, SLG: 0.579 | | S CH 85<br>X KC 80<br>0-1 ① G4-3 | C FF 96<br>B FF 96<br>F SI 97<br>X FF 97<br>1-2 ③ L9 | | C KC 80<br>F KC 78<br>X FC 86<br>0-2 ② F7 | | B FF 95<br>F SI 94<br>B FF 95<br>C SI 95<br>F SI 95<br>B FF 95<br>X SI 96<br>3-2 2B | | | 3<br>1 | 0<br>0 | 0<br>1 | 0<br>0 | 0<br>0 | 0<br>0 | 2<br>0 |
| 2 Erick Aybar, S (1, 6)<br>OBP: 0.299, SLG: 0.401 | | B FF 95<br>F FF 95<br>X SI 96<br>1-1 ② F8 | X FF 94<br>0-0 17 1B 10 1B 1B | B CH 86<br>X CH 85<br>1-0 ③ G5-3 | | C CH 80<br>F CH 80<br>F FF 94<br>B FF 95<br>F SL 85<br>X FF 94<br>1-2 ③ G5-3 | | | | 4 | 1 | 1 | 0 | 0 | 0 | 1 |
| 17 Chris Iannetta, R (1, 2)<br>OBP: 0.373, SLG: 0.411 | | B CH 86<br>S CH 86<br>S KC 81<br>B FF 96<br>B FF 97<br>F CH 87<br>X SI 97<br>3-2 1B | F KC 80<br>X CH 85<br>0-1 13 SH1-4 10 1B 7 E 1-2 1B | | | C KC 78<br>B CH 85<br>B CH 84<br>B FF 93<br>C FF 95<br>S SI 95<br>3-3 ① K | | F FF 91<br>B FF 92<br>F FF 92<br>S FF 94<br>1-3 ① K | | 4 | 1 | 2 | 0 | 0 | 2 | 0 |
| 10 Grant Green, R (1, 7)<br>OBP: 0.390, SLG: 0.500 | | B CH 87<br>F SI 96<br>F FF 96<br>X FC 90<br>1-2 ③ G3 | B FF 94<br>F SI 94<br>X FC 85<br>1-1 13 SH1-4 7 E 1-2 2-H 1B | | | B KC 80<br>C KC 80<br>S CH 85<br>X SI 95<br>1-2 1B | | X CH 80<br>0-0 13 CS 1B | | 4 | 1 | 3 | 1 | 0 | 0 | 1 |
| 13 Luis Jimenez, R (1, 5)<br>OBP: 0.250, SLG: 0.227 | | | B SI 94<br>C CH 86<br>F KC 79<br>X SI 95<br>1-2 ① G5-3 | C FC 85<br>X FC 85<br>0-1 ① SH1-4 1-2 2-3 | | D CH 86<br>F SI 94<br>X KC 79<br>1-1 ② P3 | | 1 SAFE<br>C CH 81<br>F CH 79<br>1 SAFE<br>F FF 94<br>B FF 94<br>X SL 84<br>1-2 ② ③ F7 1-2 | | 3 | 0 | 0 | 0 | 0 | 0 | 2 |
| Inning Stats | R: 1 E: 0 K: 3 S: 13<br>H: 1 LOB: 0 BB: 0 P: 16 | R: 0 E: 0 K: 0 S: 11<br>H: 1 LOB: 1 BB: 0 P: 16 | R: 1 E: 0 K: 0 S: 15<br>H: 3 LOB: 2 BB: 0 P: 23 | R: 3 E: 1 K: 1 S: 17<br>H: 3 LOB: 1 BB: 0 P: 21 | R: 0 E: 0 K: 0 S: 6<br>H: 0 LOB: 0 BB: 0 P: 7 | R: 0 E: 0 K: 2 S: 11<br>H: 1 LOB: 1 BB: 0 P: 16 | R: 1 E: 0 K: 1 S: 19<br>H: 2 LOB: 1 BB: 0 P: 26 | R: 0 E: 0 K: 1 S: 8<br>H: 1 LOB: 0 BB: 0 P: 10 | | 1B: 9<br>2B: 1<br>3B: 0<br>HR: 2 | SF: 0<br>SAC: 1<br>DP: 0<br>HBP: 0 | | | WP: 0<br>PB: 0<br>SB: 0<br>CS: 1 | PA: 36 | |

# BOTTOM

## Tampa Bay Rays @ Los Angeles Angels

Angel Stadium of Anaheim, Anaheim, CA

Sun May 18 2014, 12:37 PM - 3:37 PM PDT

Att. 36,655 - Partly Cloudy - 75 F

livebaseballscorecards.com

| | |
|---|---|
| AB | 35 |
| R | 6 |
| H | 12 |
| RBI | 5 |
| BB | 0 |
| SO | 8 |
| LOB | 9 |

| PITCHER | | IP | WLS | BF | H | R | ER | SO | BB | IBB | HBP | BLK | WP | HR | S | P | ERA | WHIP |
|---|---|---|---|---|---|---|---|---|---|---|---|---|---|---|---|---|---|---|
| 14 David Price, L<br>ERA: 4.28 | (1, 1) | 6.2 | L | 32 | 11 | 6 | 5 | 7 | 0 | 0 | 0 | 0 | 0 | 2 | 87 | 119 | 6.75 | 1.650 |
| 26 Brad Boxberger, R<br>ERA: 2.08 | (7, 1) | 1.1 | | 4 | 1 | 0 | 0 | 1 | 0 | 0 | 0 | 0 | 0 | 0 | 13 | 16 | 0.00 | 0.750 |

| PITCHER | IP | WLS | BF | H | R | ER | SO | BB | IBB | HBP | BLK | WP | HR | S | P | ERA | WHIP |
|---|---|---|---|---|---|---|---|---|---|---|---|---|---|---|---|---|---|

# Oakland Athletics @ Tampa Bay Rays

Tropicana Field, St. Petersburg, FL

Tue May 20 2014, 7:12 PM - 10:43 PM EDT

Att. 11,369 - Dome - 72 F

TOP

livebaseballscorecards.com

| Batter | 1 | 2 | 3 | 4 | 5 | 6 | 7 | 8 | 9 | AB | R | H | RBI | BB | SO | LOB |
|---|---|---|---|---|---|---|---|---|---|---|---|---|---|---|---|---|
| 4 Coco Crisp, S (1, 8)<br>OBP: 0.366, SLG: 0.413 | F FF 91<br>X FC 87<br>0-1<br>5<br>G3<br>2B | F FF 92<br>B FF 91<br>X CU 68<br>1-1<br>5<br>1B<br>1-H<br>2-H<br>2B | | C FF 90<br>B FF 90<br>F SI 90<br>C FS 84<br>1-3 ②<br>K | | F CH 84<br>C FF 88<br>C FF 90<br>0-3 ①<br>K | | C CH 79<br>B FF 94<br>F CH 80<br>B FF 93<br>C FC 93<br>2-3 ②<br>K<br>1-2 | | 4 | 1 | 2 | 2 | 0 | 2 | 5 |
| 3 Craig Gentry, R (6, 8)<br>OBP: 0.360, SLG: 0.363 | | | | | | | | | | 1 | 0 | 0 | 0 | 0 | 1 | 1 |
| 5 John Jaso, L (1, 10)<br>OBP: 0.364, SLG: 0.457 | B FS 85<br>X FS 85<br>1-0 ①<br>G3<br>2-3 | B FF 91<br>B FS 85<br>S FS 84<br>X FF 92<br>2-1<br>20<br>FC4<br>2-H<br>1B | | B FS 84<br>C FS 83<br>B FF 91<br>F FS 83<br>B SI 91<br>S FS 83<br>3-3 ③<br>K | | F SL 83<br>B FF 90<br>B FF 91<br>F FF 90<br>B SL 83<br>F FF 90<br>F FF 90<br>X FF 91<br>3-2 ②<br>F7 | | B CH 80<br>X FC 92<br>1-0 ③<br>P5 | | 5 | 0 | 1 | 1 | 0 | 1 | 7 |
| 20 Josh Donaldson, R (1, 5)<br>OBP: 0.358, SLG: 0.508 | C FF 92<br>B CU 70<br>B FF 92<br>S FS 85<br>B FF 93<br>D FS 85<br>4-2<br>BB | X FC 87<br>0-0 ③<br>FC4<br>1-2f | | | F FF 89<br>C FC 87<br>B SL 84<br>B FF 91<br>F FF 90<br>B FS 85<br>F SL 84<br>F FF 90<br>X FC 83<br>3-2 ①<br>P4 | C CH 82<br>F CH 83<br>B FF 94<br>S CH 85<br>1-3 ③<br>K | | | B FF 94<br>S FF 94<br>S FF 95<br>S FF 95<br>1-3 ①<br>K | 4 | 0 | 0 | 0 | 1 | 2 | 4 |
| 37 Brandon Moss, L (1, 3)<br>OBP: 0.385, SLG: 0.576 | X FS 84<br>0-0 ②<br>F7 | | C FF 90<br>B FF 89<br>S FS 82<br>S FF 90<br>1-3 ①<br>K | | B FF 91<br>S FF 91<br>S FF 89<br>X FS 85<br>1-2 ②<br>F8 | | B FF 91<br>S FF 91<br>F CH 83<br>X CH 86<br>1-2<br>2B | | S FF 95<br>S FS 80<br>B FF 94<br>X FS 80<br>1-2 ②<br>F7 | 5 | 0 | 1 | 0 | 0 | 1 | 2 |
| 52 Yoenis Cespedes, R (1, 7)<br>OBP: 0.327, SLG: 0.490 | C FS 85<br>F FS 84<br>B FF 92<br>S FF 92<br>1-3 ③<br>K | | B CU 68<br>F FF 90<br>S FC 85<br>F FF 92<br>F FF 91<br>F FS 84<br>S FF 91<br>1-3 ②<br>K | | B SL 84<br>B SL 83<br>B FF 91<br>B FF 89<br>4-0<br>BB | | X FF 92<br>0-0 ①<br>F7 | | C FF 95<br>X FF 94<br>0-1 ③<br>G6-3 | 4 | 0 | 0 | 0 | 1 | 2 | 3 |
| 16 Josh Reddick, L (1, 9)<br>OBP: 0.291, SLG: 0.374 | | C FF 90<br>S FF 90<br>F FF 91<br>B FF 91<br>F FS 83<br>B FF 91<br>C FF 91<br>2-3 ①<br>K | C FS 83<br>S FC 86<br>F FF 91<br>S FF 90<br>0-3 ③<br>K | | B SL 82<br>B SL 83<br>F FF 90<br>X FF 90<br>2-1 ③<br>F9 | | C CH 83<br>F FF 94<br>S FF 94<br>0-3 ②<br>K | | | 4 | 0 | 0 | 0 | 0 | 3 | 2 |
| 36 Derek Norris, R (1, 2)<br>OBP: 0.452, SLG: 0.546 | | C CU 68<br>B FC 85<br>B CU 69<br>C FF 92<br>B FF 92<br>B FF 92<br>4-2<br>28<br>1B<br>4<br>2B<br>BB | | C FF 89<br>B FC 85<br>B FF 90<br>C FF 90<br>F FF 91<br>F FF 91<br>F FS 85<br>F FF 91<br>F FS 86<br>4-2<br>F FF 92<br>F FC 85<br>B FF 89<br>F FF 91<br>B FF 91<br>1<br>S<br>BB | | B FF 88<br>F SL 83<br>F CU 69<br>B FF 88<br>B SL 83<br>B SL 82<br>4-2<br>1<br>1B<br>BB | | C CH 86<br>B FF 94<br>B FF 93<br>X CH 84<br>2-1 ③<br>G4-3 | | 1 | 1 | 0 | 0 | 3 | 0 | 1 |
| 1 Nick Punto, S (1, 6)<br>OBP: 0.304, SLG: 0.286 | | B FF 90<br>S FF 91<br>X FF 92<br>1-1 ②<br>F7 | | 1 SAFE<br>B FF 90<br>F FF 89<br>C FS 84<br>F FF 90<br>F FF 91<br>F FF 90<br>1 SAFE<br>B FC 86<br>3-2 ①<br>K<br>1-2 | | C FF 89<br>X SL 82<br>0-1<br>28<br>1B<br>1-3<br>1B | | B FC 92<br>B FF 92<br>F FF 93<br>C CH 80<br>B FF 94<br>X CH 80<br>3-2<br>3<br>S<br>1B | | 4 | 0 | 2 | 0 | 0 | 1 | 2 |
| 28 Eric Sogard, L (1, 4)<br>OBP: 0.268, SLG: 0.230 | | B FF 91<br>X FF 91<br>1-0<br>4<br>2B<br>1-2<br>1B | | F FF 90<br>B FS 82<br>B FF 90<br>B FF 90<br>F SI 90<br>B FF 90<br>4-2<br>BB | | B SL 82<br>1 SAFE<br>1 SAFE<br>X FF 88<br>1-0<br>1-2<br>1B | | 1 SAFE<br>C CH 79<br>S FF 93<br>1 SAFE<br>F FC 94<br>B CH 80<br>C CH 80<br>1-3 ①<br>K | | 3 | 1 | 2 | 0 | 1 | 1 | 1 |
| Inning Stats | R: 0<br>E: 0<br>K: 1<br>S: 9<br>H: 1<br>LOB: 2<br>BB: 1<br>P: 15 | R: 3<br>E: 0<br>K: 1<br>S: 15<br>H: 3<br>LOB: 1<br>BB: 1<br>P: 26 | R: 0<br>E: 0<br>K: 3<br>S: 13<br>H: 0<br>LOB: 0<br>BB: 0<br>P: 15 | R: 0<br>E: 0<br>K: 3<br>S: 25<br>H: 0<br>LOB: 2<br>BB: 2<br>P: 40 | R: 0<br>E: 0<br>K: 0<br>S: 11<br>H: 0<br>LOB: 1<br>BB: 1<br>P: 21 | R: 0<br>E: 0<br>K: 2<br>S: 17<br>H: 2<br>LOB: 3<br>BB: 1<br>P: 26 | R: 0<br>E: 0<br>K: 1<br>S: 9<br>H: 1<br>LOB: 1<br>BB: 0<br>P: 12 | R: 0<br>E: 0<br>K: 2<br>S: 11<br>H: 1<br>LOB: 1<br>BB: 0<br>P: 18 | R: 0<br>E: 0<br>K: 1<br>S: 8<br>H: 0<br>LOB: 0<br>BB: 0<br>P: 10 | 1B: 5<br>2B: 3<br>3B: 0<br>HR: 0<br>SF: 0<br>SAC: 0<br>DP: 0<br>HBP: 0 | | | | | | |

| | |
|---|---|
| AB | 35 |
| R | 3 |
| H | 8 |
| RBI | 3 |
| BB | 6 |
| SO | 14 |
| LOB | 28 |

| PITCHER | | IP | WLS | BF | H | R | ER | SO | BB | IBB | HBP | BLK | WP | HR | S | P | ERA | WHIP |
|---|---|---|---|---|---|---|---|---|---|---|---|---|---|---|---|---|---|---|
| 23 Jake Odorizzi, R<br>ERA: 4.98 | (1, 1) | 4.2 | L | 23 | 4 | 3 | 3 | 8 | 5 | 0 | 0 | 0 | 0 | 0 | 71 | 113 | 5.79 | 1.929 |
| 27 Cesár Ramos, L<br>ERA: 4.46 | (5, 1) | 1.0 | | 6 | 2 | 0 | 0 | 1 | 1 | 0 | 0 | 0 | 0 | 0 | 16 | 26 | 0.00 | 3.000 |
| 46 Juan Carlos Oviedo, R<br>ERA: 1.98 | (6, 1) | 1.1 | | 5 | 1 | 0 | 0 | 2 | 0 | 0 | 0 | 0 | 0 | 0 | 12 | 16 | 0.00 | 0.750 |
| 26 Brad Boxberger, R<br>ERA: 1.93 | (8, 1) | 1.0 | | 4 | 1 | 0 | 0 | 2 | 0 | 0 | 0 | 0 | 0 | 0 | 11 | 18 | 0.00 | 1.000 |
| 52 Josh Lueke, R<br>ERA: 4.56 | (9, 1) | 1.0 | | 3 | 0 | 0 | 0 | 1 | 0 | 0 | 0 | 0 | 0 | 0 | 8 | 10 | 0.00 | 0.000 |

| PITCHER | IP | WLS | BF | H | R | ER | SO | BB | IBB | HBP | BLK | WP | HR | S | P | ERA | WHIP |
|---|---|---|---|---|---|---|---|---|---|---|---|---|---|---|---|---|---|

# Oakland Athletics @ Tampa Bay Rays

Tropicana Field, St. Petersburg, FL

Tue May 20 2014, 7:12 PM - 10:43 PM EDT

Att. 11,369 - Dome - 72 F

## BOTTOM

| Batter | 1 | 2 | 3 | 4 | 5 | 6 | 7 | 8 | 9 | AB | R | H | RBI | BB | SO | LOB |
|---|---|---|---|---|---|---|---|---|---|---|---|---|---|---|---|---|
| 5 Brandon Guyer, R (1, 7)<br>OBP: 0.234, SLG: 0.304<br>39 Kevin Kiermaier, L (8, PH)<br>OBP: 0.250, SLG: 0.500 (9, 8) | B SI 90<br>X SI 90<br>1-0<br>L7 | | B KC 80<br>X SI 90<br>1-0<br>8<br>G6-4-3<br>1-2<br>2-3<br>1B | | | B SL 81<br>B SI 89<br>B SI 88<br>C FF 88<br>S SI 89<br>F SI 90<br>X SI 90<br>3-2<br>G6-3 | | B SL 80<br>S SI 88<br>X SI 90<br>1-1<br>8<br>G5-4-3<br>1-3<br>1B | | 3<br>1 | 0<br>0 | 1<br>1 | 0<br>0 | 0<br>0 | 0<br>0 | 0<br>0 |
| 8 Desmond Jennings, R (1, 8)<br>OBP: 0.330, SLG: 0.386<br>52 Josh Lueke, R (9, 1) | C SI 90<br>C FF 92<br>B KC 82<br>D KC 82<br>X FF 92<br>2-2<br>P4 | | B KC 81<br>B SI 91<br>B SI 91<br>C SI 91<br>C SI 91<br>F FF 93<br>X SI 90<br>3-2<br>G6-4-3<br>1-2f | | | C SI 90<br>S CU 77<br>B SI 90<br>X CU 78<br>1-2<br>F9 | | B SL 80<br>B SI 88<br>X FF 88<br>2-0<br>G5-4-3<br>1-2f | | 4<br>0 | 0<br>0 | 0<br>0 | 0<br>0 | 0<br>0 | 0<br>0 | 5<br>0 |
| 3 Evan Longoria, R (1, 5)<br>OBP: 0.323, SLG: 0.377 | C KC 81<br>B SI 92<br>S SI 91<br>C KC 82<br>1-3<br>K | | | X SI 88<br>0-0<br>G5-3 | | B FF 92<br>X FF 90<br>1-0<br>G5-3 | | | S FF 94<br>S FF 94<br>B FF 94<br>T FF 94<br>1-2<br>K | 4 | 0 | 0 | 0 | 0 | 2 | 0 |
| 9 Wil Myers, R (1, 9)<br>OBP: 0.312, SLG: 0.368 | | C SI 90<br>C SI 91<br>S FF 92<br>0-3<br>K | | C SI 90<br>B KC 80<br>B SI 90<br>B FF 91<br>B SI 89<br>4-1<br>11<br>S<br>BB | | | B CU 74<br>B SI 88<br>C SI 90<br>B SI 89<br>B SI 90<br>4-1<br>11<br>FC5-4<br>BB | | C FF 95<br>C FF 95<br>B FF 95<br>C FF 94<br>1-3<br>K | 2 | 0 | 0 | 0 | 2 | 2 | 0 |
| 1 Sean Rodríguez, R (1, 4)<br>OBP: 0.279, SLG: 0.500<br>20 Matt Joyce, L (7, PH)<br>OBP: 0.373, SLG: 0.408<br>26 Brad Boxberger, R (8, 1)<br>24 Ryan Hanigan, R (9, 2)<br>OBP: 0.330, SLG: 0.376 | | C KC 80<br>C KC 81<br>B FF 93<br>B FF 92<br>F KC 81<br>F FF 93<br>B SI 92<br>F SI 92<br>F SI 91<br>3-2<br>X FF 93<br>F9 | | B SI 90<br>S SI 89<br>B SI 90<br>X SI 90<br>2-1<br>F8 | | | F SI 90<br>B SI 90<br>C SI 89<br>X FF 90<br>1-2<br>F7 | | B FF 95<br>B FF 94<br>B FF 94<br>B FF 94<br>4-0<br>BB | 2<br>1<br>0<br>0 | 0<br>0<br>0<br>0 | 0<br>0<br>0<br>0 | 0<br>0<br>0<br>1 | 0<br>0<br>0<br>0 | 0<br>0<br>0<br>0 | 1<br>1<br>0<br>0 |
| 11 Logan Forsythe, R (1, 10)<br>OBP: 0.247, SLG: 0.238 (8, 4) | | B SI 91<br>B SI 91<br>B SI 90<br>C SI 90<br>X SI 91<br>3-1<br>L9 | | 1 SAFE<br>B SI 90<br>C SI 91<br>F FF 91<br>B KC 81<br>B FF 91<br>X FF 91<br>3-2<br>P5<br>1-2 | | | C SL 83<br>C SI 90<br>B SI 90<br>D CU 77<br>X SI 90<br>2-2<br>FC5-4<br>1-2f | | B FF 94<br>B FF 94<br>C FF 94<br>S FF 93<br>X FF 94<br>2-2<br>F9 | 4 | 0 | 0 | 0 | 0 | 0 | 3 |
| 21 James Loney, L (1, 3)<br>OBP: 0.372, SLG: 0.394 | | | F FF 91<br>F FF 92<br>X FF 92<br>0-2<br>5<br>1B<br>11<br>BB<br>1B | | B KC 79<br>B FF 89<br>C FF 90<br>B FF 91<br>F FF 91<br>F FF 91<br>F FF 92<br>F FF 91<br>C FF 92<br>3-3<br>K | | F FF 90<br>B FF 90<br>X SI 90<br>1-1<br>G6-3 | | | 3 | 0 | 1 | 0 | 0 | 1 | 1 |
| 11 Yunel Escobar, R (1, 6)<br>OBP: 0.335, SLG: 0.357 | | | B SI 90<br>B SI 90<br>B FF 91<br>C SI 90<br>B SI 90<br>4-1<br>5<br>1B<br>1-2<br>BB | | B KC 81<br>B SI 89<br>C SI 89<br>X SI 90<br>2-1<br>28<br>G6-4-3<br>1B | | | B SI 89<br>C SL 80<br>B SL 81<br>F SI 90<br>B CH 75<br>B SL 82<br>4-2<br>7<br>FC5-4<br>BB | | 1 | 0 | 1 | 0 | 2 | 0 | 0 |
| 28 José Molina, R (1, 2)<br>OBP: 0.158, SLG: 0.111<br>7 David DeJesus, L (8, PH)<br>OBP: 0.344, SLG: 0.465 (9, 7) | | | C SI 90<br>B SI 91<br>F SI 90<br>F KC 82<br>X FF 92<br>1-2<br>F9 | | S SI 89<br>B FF 91<br>F SI 90<br>F FF 91<br>B KC 81<br>F FF 90<br>B KC 80<br>1 SAFE<br>3-2<br>X FF 91<br>G6-4-3<br>1-2f | | | C SI 89<br>X SI 90<br>0-1<br>FC5-4<br>39<br>1B<br>1-2f | | 2<br>1 | 0<br>0 | 0<br>0 | 0<br>0 | 0<br>0 | 0<br>0 | 3<br>1 |

livebaseballscorecards.com

| | |
|---|---|
| AB | 28 |
| R | 0 |
| H | 4 |
| RBI | 0 |
| BB | 5 |
| SO | 5 |
| LOB | 15 |

| Inning Stats | 1 | 2 | 3 | 4 | 5 | 6 | 7 | 8 | 9 |
|---|---|---|---|---|---|---|---|---|---|
| | R: 0<br>E: 0<br>K: 1<br>S: 7<br>H: 0<br>LOB: 0<br>BB: 0<br>P: 11 | R: 0<br>E: 0<br>K: 1<br>S: 12<br>H: 0<br>LOB: 0<br>BB: 0<br>P: 18 | R: 0<br>E: 0<br>K: 0<br>S: 13<br>H: 2<br>LOB: 2<br>BB: 1<br>P: 22 | R: 0<br>E: 0<br>K: 0<br>S: 7<br>H: 0<br>LOB: 1<br>BB: 1<br>P: 16 | R: 0<br>E: 0<br>K: 1<br>S: 14<br>H: 1<br>LOB: 0<br>BB: 0<br>P: 22 | R: 0<br>E: 0<br>K: 0<br>S: 8<br>H: 0<br>LOB: 0<br>BB: 0<br>P: 13 | R: 0<br>E: 0<br>K: 0<br>S: 9<br>H: 0<br>LOB: 1<br>BB: 1<br>P: 17 | R: 0<br>E: 0<br>K: 0<br>S: 7<br>H: 1<br>LOB: 1<br>BB: 1<br>P: 14 | R: 0<br>E: 0<br>K: 2<br>S: 9<br>H: 0<br>LOB: 1<br>BB: 1<br>P: 17 |

| | | |

# Oakland Athletics @ Tampa Bay Rays

Tropicana Field, St. Petersburg, FL

Wed May 21 2014, 7:11 PM - 11:03 PM EDT

Att. 10,555 - Dome - 72 F

TOP

livebaseballscorecards.com

| Batter | 1 | 2 | 3 | 4 | 5 | 6 | 7 | 8 | 9 | AB | R | H | RBI | BB | SO | LOB |
|---|---|---|---|---|---|---|---|---|---|---|---|---|---|---|---|---|
| 3 Craig Gentry, R (1, 8) (8, 7)<br>OBP: 0.344, SLG: 0.345 | B SI 89<br>S FF 89<br>C CU 76<br>B CU 76<br>C CU 75<br>2-3 ① K | | F CH 72<br>C SI 88<br>F CU 75<br>B CU 76<br>F SI 90<br>X CU 74<br>1-2 ① G4-3 | | B CU 74<br>C SI 88<br>F CU 75<br>B FF 88<br>T FF 88<br>2-2 ③ K | | | B FF 88<br>1 SAFE<br>L FF 88<br>1 SAFE<br>1 SAFE<br>C CU 75<br>X CU 76<br>1-2 ① L4 | | 4 | 0 | 0 | 0 | 0 | 2 | 1 |
| 88 Kyle Blanks, R (1, 3)<br>OBP: 0.200, SLG: 0.200<br>5 John Jaso, L (8, PH)<br>OBP: 0.369, SLG: 0.457<br>4 Coco Crisp, S (8, 8)<br>OBP: 0.366, SLG: 0.413 | B SI 90<br>B CH 72<br>S FF 89<br>S FF 90<br>T CU 76<br>2-2 ② K | | B FF 89<br>F SI 89<br>S CH 71<br>B CH 72<br>B CH 73<br>S CU 74<br>3-3 ② K | | | S CU 72<br>B FF 86<br>B CH 73<br>F CU 74<br>F CH 70<br>B CU 74<br>C FF 88<br>3-3 ① K | | C CU 76<br>D FS 82<br>B FS 79<br>F FS 79<br>F FF 90<br>B FS 79<br>B CU 77<br>4-2 1-2 BB | | 3<br>0<br>0 | 0<br>0<br>0 | 0<br>0<br>0 | 0<br>0<br>0 | 0<br>1<br>0 | 3<br>0<br>0 | 0<br>0<br>0 |
| 20 Josh Donaldson, R (1, 5)<br>OBP: 0.356, SLG: 0.500 | C CH 72<br>B FF 90<br>X SI 90<br>1-1 ③ F8 | | F CH 72<br>B SI 89<br>B FF 89<br>C FS 80<br>X FF 89<br>2-2 ③ F9 | | | F SI 88<br>B SI 88<br>B CH 71<br>S CH 72<br>B FF 89<br>B FF 89<br>4-2 BB | | C FF 90<br>B FS 82<br>2 SAFE<br>B FF 90<br>F CU 77<br>S FF 90<br>2-3 ② K | | 3 | 0 | 0 | 0 | 1 | 1 | 2 |
| 52 Yoenis Cespedes, R (1, 10)<br>OBP: 0.320, SLG: 0.478 | | C CU 73<br>B FF 89<br>B SI 90<br>F FF 89<br>B SI 89<br>X CU 76<br>3-2 E6<br>37 BB<br>36 BB<br>16 FC4 | | B CH 72<br>C SI 86<br>B FF 88<br>B SI 87<br>X FS 81<br>3-1 ① F9 | | X FF 92<br>0-0 ② P4 | | B CU 77<br>B FF 89<br>S FF 90<br>F CU 77<br>B FF 90<br>S FS 80<br>3-3 ③ K | | 4 | 1 | 0 | 0 | 0 | 1 | 3 |
| 36 Derek Norris, R (1, 2)<br>OBP: 0.454, SLG: 0.535 | | C CH 72<br>D SI 89<br>B CH 72<br>B FF 88<br>C FS 79<br>F FF 90<br>F CU 72<br>B FS 77<br>4-2 16 FC4<br>37 BB<br>16 E<br>1-2 BB | | B CU 74<br>C SI 87<br>X CU 74<br>1-1 ② G5-3 | | C FF 93<br>X FF 93<br>0-1 ③ G4-3 | | | B FF 92<br>F FF 92<br>B SL 88<br>C FF 92<br>B FF 92<br>B FF 92<br>4-2 16 FC6<br>37 BB<br>BB | 2 | 1 | 0 | 0 | 2 | 0 | 1 |
| 37 Brandon Moss, L (1, 7)<br>OBP: 0.393, SLG: 0.595 (8, 3) | | B FF 89<br>B FF 86<br>F FF 88<br>B FF 89<br>B FS 80<br>4-1 16 E<br>1-2<br>2-3 BB | | F SI 87<br>F FF 88<br>F FF 86<br>X CU 74<br>0-2 HR | | | B FF 93<br>F SI 93<br>S FF 95<br>B FF 96<br>C SI 95<br>2-3 ① K | | B SL 83<br>B FC 90<br>B FF 92<br>B FF 90<br>4-0 16 FC6<br>1-2 BB | 2 | 1 | 1 | 1 | 2 | 1 | 0 |
| 18 Alberto Callaspo, S (1, 4)<br>OBP: 0.340, SLG: 0.333<br>28 Eric Sogard, L (7, 4)<br>OBP: 0.265, SLG: 0.228 | | C CU 74<br>F CH 73<br>S CH 72<br>0-3 ① K | | C FF 88<br>B SI 87<br>B FF 89<br>F SI 89<br>X SI 88<br>2-2 ③ G6-3 | | | C SI 95<br>B FF 95<br>C SI 94<br>B FF 96<br>X FF 96<br>2-2 ② P6 | | C FF 91<br>D SL 85<br>C FF 91<br>C FF 91<br>1-3 ① K | 3<br>1 | 0<br>0 | 0<br>0 | 0<br>0 | 0<br>0 | 1<br>1 | 3<br>2 |
| 16 Josh Reddick, L (1, 9)<br>OBP: 0.284, SLG: 0.364 | | F FF 90<br>B CH 72<br>B FF 88<br>S FF 86<br>X CH 71<br>2-2 FC4<br>1<br>G6-3<br>1-2<br>2-H<br>3-H | | | B FS 81<br>B FF 86<br>B FF 85<br>C FF 85<br>X FF 84<br>3-1 ① P5 | | B FF 96<br>X FF 94<br>1-0 ③ F8 | | C FF 92<br>B FF 90<br>C FF 92<br>B FF 92<br>X FF 91<br>2-2 ② FC6<br>1<br>DI<br>1-2f<br>2-3 | 4 | 0 | 0 | 1 | 0 | 0 | 3 |
| 1 Nick Punto, S (1, 6)<br>OBP: 0.302, SLG: 0.276 | | B FF 88<br>C CH 70<br>C SI 88<br>X CH 70<br>1-2 ② ③ G6-3<br>1-2f | | | B FF 88<br>X CU 75<br>1-0 ② G6-3 | | | C FF 89<br>B CU 77<br>S CU 75<br>F FS 81<br>F FS 81<br>B FF 89<br>B FS 81<br>B FF 90<br>4-2 5<br>BB | C FC 91<br>C FC 92<br>B FC 92<br>B FF 92<br>S SL 84<br>2-3 ③ K<br>1-2 | 3 | 0 | 0 | 0 | 1 | 1 | 4 |
| Inning Stats | R: 0<br>E: 0<br>K: 2<br>S: 8<br>H: 0<br>LOB: 0<br>BB: 0<br>P: 13 | R: 2<br>E: 2<br>K: 1<br>S: 17<br>H: 0<br>LOB: 1<br>BB: 2<br>P: 31 | R: 0<br>E: 0<br>K: 1<br>S: 11<br>H: 0<br>LOB: 0<br>BB: 0<br>P: 17 | R: 1<br>E: 0<br>K: 0<br>S: 11<br>H: 1<br>LOB: 0<br>BB: 0<br>P: 17 | R: 0<br>E: 0<br>K: 1<br>S: 6<br>H: 0<br>LOB: 0<br>BB: 0<br>P: 12 | R: 0<br>E: 0<br>K: 1<br>S: 9<br>H: 0<br>LOB: 1<br>BB: 1<br>P: 16 | R: 0<br>E: 0<br>K: 1<br>S: 7<br>H: 0<br>LOB: 0<br>BB: 0<br>P: 12 | R: 0<br>E: 0<br>K: 2<br>S: 16<br>H: 0<br>LOB: 2<br>BB: 2<br>P: 30 | R: 0<br>E: 0<br>K: 2<br>S: 11<br>H: 0<br>LOB: 2<br>BB: 2<br>P: 24 | 1B: 0<br>2B: 0<br>3B: 0<br>HR: 1 | SF: 0<br>SAC: 0<br>DP: 1<br>HBP: 0 | WP: 0<br>PB: 0<br>SB: 0<br>CS: 0 | PA: 36 | | | | |

| PITCHER | | IP | WLS | BF | H | R | ER | SO | BB | IBB | HBP | BLK | WP | HR | S | P | ERA | WHIP |
|---|---|---|---|---|---|---|---|---|---|---|---|---|---|---|---|---|---|---|
| 40 Erik Bedard, L<br>ERA: 2.63 | (1, 1) | 5.1 | L | 21 | 1 | 3 | 1 | 6 | 3 | 0 | 0 | 0 | 0 | 1 | 59 | 103 | 1.69 | 0.750 |
| 26 Brad Boxberger, R<br>ERA: 1.84 | (6, 1) | 0.2 | | 2 | 0 | 0 | 0 | 0 | 0 | 0 | 0 | 0 | 0 | 0 | 3 | 3 | 0.00 | 0.000 |
| 57 Jake McGee, L<br>ERA: 1.35 | (7, 1) | 1.0 | | 3 | 0 | 0 | 0 | 1 | 0 | 0 | 0 | 0 | 0 | 0 | 7 | 12 | 0.00 | 0.000 |
| 62 Joel Peralta, R<br>ERA: 5.12 | (8, 1) | 1.0 | | 5 | 0 | 0 | 0 | 2 | 2 | 0 | 0 | 0 | 0 | 0 | 16 | 30 | 0.00 | 2.000 |
| 50 Grant Balfour, R<br>ERA: 5.71 | (9, 1) | 1.0 | | 5 | 0 | 0 | 0 | 2 | 2 | 0 | 0 | 0 | 0 | 0 | 11 | 24 | 0.00 | 2.000 |

| PITCHER | IP | WLS | BF | H | R | ER | SO | BB | IBB | HBP | BLK | WP | HR | S | P | ERA | WHIP |
|---|---|---|---|---|---|---|---|---|---|---|---|---|---|---|---|---|---|

| | |
|---|---|
| AB | 29 |
| R | 3 |
| H | 1 |
| RBI | 2 |
| BB | 7 |
| SO | 11 |
| LOB | 19 |

| Batter | 1 | 2 | 3 | 4 | 5 | 6 | 7 | 8 | 9 | AB | R | H | RBI | BB | SO | LOB |
|---|---|---|---|---|---|---|---|---|---|---|---|---|---|---|---|---|
| 9 Wil Myers, R (1, 9) (9, 3)<br>OBP: 0.314, SLG: 0.369 | C SI 85<br>B FF 87<br>F CH 81<br>B CH 79<br>B FF 85<br>X CH 80<br>3-2<br>1B | | C SI 85<br>B FF 86<br>B FF 88<br>F FF 87<br>X SI 85<br>2-2 ①<br>P6 | | | X CH 80<br>0-0<br>3<br>BB<br>21<br>1B<br>1B | B CU 76<br>X FF 94<br>1-0 ③<br>F8 | | C FF 94<br>C FF 95<br>F FF 96<br>F FF 95<br>B FF 95<br>F FF 96<br>F FF 96<br>F FF 95<br>1 SAFE<br>2-3<br>D CU 82<br>F FF 94<br>S FF 94<br>③<br>K | 5 | 1 | 2 | 0 | 0 | 1 | 1 |
| 3 Evan Longoria, R (1, 5)<br>OBP: 0.322, SLG: 0.371 | B SI 86<br>F SI 86<br>B FF 88<br>F SI 87<br>F FF 87<br>X FF 87<br>2-2 ①<br>P4 | | B FF 87<br>B FF 87<br>X SI 85<br>2-0 ②<br>G4-3 | | | B SI 85<br>B SI 85<br>C FF 87<br>F SI 84<br>B SI 86<br>B FF 87<br>4-2<br>21<br>1B<br>11<br>1B<br>1-2<br>BB | | S SI 87<br>C SL 79<br>B SL 78<br>F SL 79<br>B SL 79<br>C SI 87<br>2-3 ①<br>K | | 3 | 1 | 0 | 0 | 1 | 1 | 1 |
| 21 James Loney, L (1, 3)<br>OBP: 0.375, SLG: 0.396<br>39 Kevin Kiermaier, L (8, PR)<br>OBP: 0.250, SLG: 0.500<br>(9, 9) | 1 SAFE<br>C SI 86<br>F FC 83<br>B FF 86<br>1 SAFE<br>F SI 86<br>B FF 87<br>C FC 82<br>2-3 ②<br>K | | C FF 87<br>F SI 86<br>B CH 80<br>X SI 86<br>1-2 ③<br>F7 | | | X CH 83<br>0-0<br>11<br>1B<br>1-2<br>2-H<br>1B | | X SI 88<br>0-0<br>20<br>1B<br>1B | | 4<br>0 | 0<br>0 | 2<br>0 | 1<br>0 | 0<br>0 | 1<br>0 | 1<br>0 |
| 5 Brandon Guyer, R (1, 7)<br>OBP: 0.220, SLG: 0.286<br>20 Matt Joyce, L (8, PH)<br>OBP: 0.377, SLG: 0.413<br>(9, 7) | X SI 86<br>0-0<br>F9<br>③ | | | C SI 85<br>B CH 81<br>B FF 84<br>B CH 80<br>F SI 85<br>F FF 86<br>C FF 85<br>3-3 ①<br>K | | D CH 80<br>X FF 85<br>1-0 ①<br>P2 | | 1 SAFE<br>B SI 88<br>F SI 88<br>X SI 87<br>1-1<br>7<br>BB<br>1-3<br>1B | | 3<br>1 | 0<br>0 | 0<br>1 | 0<br>0 | 0<br>0 | 1<br>0 | 3<br>0 |
| 1 Sean Rodríguez, R (1, 4)<br>OBP: 0.268, SLG: 0.478<br>7 David DeJesus, L (8, PH)<br>OBP: 0.349, SLG: 0.465<br>50 Grant Balfour, R (9, 1) | | X CH 85<br>0-0<br>F9<br>① | | C CU 75<br>F CU 74<br>B FF 87<br>X FF 87<br>1-2 ②<br>L6 | | F CU 76<br>B FF 87<br>D CU 75<br>B FF 85<br>X SI 85<br>3-1 ②<br>F6 | | B KC 78<br>C KC 76<br>B SI 92<br>B SI 93<br>F SI 92<br>B FF 93<br>4-2<br>11<br>G6-4-3<br>1-2<br>BB | | 3<br>0<br>0 | 0<br>0<br>0 | 0<br>0<br>0 | 0<br>0<br>0 | 0<br>1<br>0 | 0<br>0<br>0 | 2<br>0<br>0 |
| 11 Yunel Escobar, R (1, 6)<br>OBP: 0.339, SLG: 0.361 | | B FF 87<br>F SI 86<br>X FF 86<br>1-1<br>8<br>2B<br>1B | | C CU 75<br>C CU 74<br>B FF 85<br>B CU 72<br>S CH 80<br>2-3 ③<br>K | | D CU 76<br>B FC 90<br>F FF 94<br>B FC 90<br>X FF 94<br>3-1<br>8<br>FC6-4<br>1-3<br>2-H<br>1B | | C KC 75<br>B SI 92<br>F SI 92<br>X FF 93<br>1-2<br>②<br>③<br>G6-4-3<br>1-2f | | 4 | 0 | 2 | 1 | 0 | 1 | 3 |
| 8 Desmond Jennings, R (1, 8)<br>OBP: 0.328, SLG: 0.389 | | C SI 86<br>X FF 87<br>0-1<br>1-3<br>2B | | | B SI 84<br>B CH 80<br>X SI 84<br>2-0 ①<br>G5-3 | F FF 93<br>B FF 94<br>B FC 90<br>S FF 94<br>X FF 94<br>2-2 ③<br>FC6-4<br>1-2f | | | B FF 94<br>C FF 94<br>C FF 95<br>F FF 95<br>S FF 95<br>1-3 ①<br>K | 4 | 0 | 1 | 0 | 0 | 1 | 2 |
| 11 Logan Forsythe, R (1, 10)<br>OBP: 0.247, SLG: 0.238<br>(9, 4) | | C FF 86<br>X CU 75<br>0-1 ②<br>L5 | | | S FF 86<br>B FF 87<br>F FF 86<br>B FF 86<br>B FF 87<br>X FF 85<br>3-2 ②<br>G6-3 | | F FF 93<br>X FC 90<br>0-1 ①<br>L7 | | F FF 94<br>B FF 95<br>B FF 94<br>B FF 94<br>X FF 94<br>3-1<br>1B | 4 | 0 | 1 | 0 | 0 | 0 | 2 |
| 24 Ryan Hanigan, R (1, 2)<br>OBP: 0.319, SLG: 0.362 | | D CH 81<br>C SI 85<br>B CH 80<br>C FF 86<br>B FF 87<br>X CH 85<br>3-2 ③<br>P4 | | | C CH 75<br>B CH 80<br>B FF 85<br>X CH 81<br>2-1 ③<br>F7 | | C FF 93<br>B CU 76<br>F FC 90<br>F FF 94<br>F FC 90<br>X CH 87<br>1-2 ②<br>P3 | | F FF 93<br>F FF 94<br>1 SAFE<br>F FF 94<br>X FF 94<br>0-2 ②<br>P6 | 4 | 0 | 0 | 0 | 0 | 0 | 3 |
| Inning Stats | R: 0<br>E: 0<br>K: 1<br>S: 12<br>H: 1<br>LOB: 1<br>BB: 0<br>P: 19 | R: 0<br>E: 0<br>K: 0<br>S: 10<br>H: 2<br>LOB: 2<br>BB: 0<br>P: 14 | R: 0<br>E: 0<br>K: 0<br>S: 7<br>H: 0<br>LOB: 0<br>BB: 0<br>P: 12 | R: 0<br>E: 0<br>K: 2<br>S: 10<br>H: 0<br>LOB: 0<br>BB: 0<br>P: 16 | R: 0<br>E: 0<br>K: 0<br>S: 6<br>H: 0<br>LOB: 0<br>BB: 0<br>P: 13 | R: 2<br>E: 0<br>K: 0<br>S: 12<br>H: 3<br>LOB: 2<br>BB: 1<br>P: 25 | R: 0<br>E: 0<br>K: 0<br>S: 8<br>H: 0<br>LOB: 0<br>BB: 0<br>P: 10 | R: 0<br>E: 0<br>K: 1<br>S: 12<br>H: 2<br>LOB: 3<br>BB: 1<br>P: 20 | R: 0<br>E: 0<br>K: 2<br>S: 19<br>H: 1<br>LOB: 1<br>BB: 0<br>P: 25 | 1B: 8<br>2B: 1<br>3B: 0<br>HR: 0<br>SF: 0<br>SAC: 0<br>DP: 1<br>HBP: 0 | | | | | | |

| PITCHER | | IP | WLS | BF | H | R | ER | SO | BB | IBB | HBP | BLK | WP | HR | S | P | ERA | WHIP |
|---|---|---|---|---|---|---|---|---|---|---|---|---|---|---|---|---|---|---|
| 57 Tommy Milone, L<br>ERA: 3.99 | (1, 1) | 5.2 | W | 23 | 5 | 2 | 2 | 3 | 1 | 0 | 0 | 0 | 0 | 0 | 52 | 89 | 3.18 | 1.059 |
| 33 Fernando Rodriguez Jr., R<br>ERA: | (6, 1) | 1.1 | H | 5 | 1 | 0 | 0 | 0 | 0 | 0 | 0 | 0 | 0 | 0 | 13 | 20 | 0.00 | 0.750 |
| 44 Luke Gregerson, R<br>ERA: 2.25 | (8, 1) | 0.1 | H | 3 | 2 | 0 | 0 | 1 | 0 | 0 | 0 | 0 | 0 | 0 | 7 | 10 | 0.00 | 6.000 |
| 56 Fernando Abad, L<br>ERA: 2.37 | (8, 1) | 0.2 | H | 2 | 0 | 0 | 0 | 0 | 1 | 0 | 0 | 0 | 0 | 0 | 5 | 10 | 0.00 | 1.500 |
| 62 Sean Doolittle, L<br>ERA: 3.13 | (9, 1) | 1.0 | S | 4 | 1 | 0 | 0 | 2 | 0 | 0 | 0 | 0 | 0 | 0 | 19 | 25 | 0.00 | 1.000 |

| PITCHER | IP | WLS | BF | H | R | ER | SO | BB | IBB | HBP | BLK | WP | HR | S | P | ERA | WHIP |
|---|---|---|---|---|---|---|---|---|---|---|---|---|---|---|---|---|---|

# BOTTOM

## Oakland Athletics @ Tampa Bay Rays

Tropicana Field, St. Petersburg, FL

Wed May 21 2014, 7:11 PM - 11:03 PM EDT

Att. 10,555 - Dome - 72 F

livebaseballscorecards.com

| | |
|---|---|
| AB | 35 |
| R | 2 |
| H | 9 |
| RBI | 2 |
| BB | 2 |
| SO | 6 |
| LOB | 18 |

WP: 0 PA: 37
PB: 0
SB: 0
CS: 0

| Batter | 1 | 2 | 3 | 4 | 5 | 6 | 7 | 8 | 9 | 10 | 11 | AB | R | H | RBI | BB | SO | LOB |
|---|---|---|---|---|---|---|---|---|---|---|---|---|---|---|---|---|---|---|
| 4 Coco Crisp, S (1, 8)<br>OBP: 0.360, SLG: 0.404 | C FF 93<br>C KC 82<br>X FF 93<br>0-2 ① F9 | | C KC 81<br>S CH 87<br>X CH 87<br>0-2 ③ G5-3 | | | C KC 80<br>B CH 87<br>X CH 87<br>1-1 5 2B 1B | | B FS 80<br>S FS 80<br>X FS 80<br>1-1 ③ G3 | | S CH 85<br>B CH 85<br>B FF 93<br>C FF 92<br>X FF 94<br>2-2 ② F7 | | 5 | 0 | 1 | 0 | 0 | 0 | 0 |
| 5 John Jaso, L (1, 2)<br>OBP: 0.373, SLG: 0.468<br>3 Craig Gentry, R (9, PR)<br>OBP: 0.344, SLG: 0.345<br>36 Derek Norris, R (9, 2)<br>OBP: 0.450, SLG: 0.530 | C KC 81<br>S KC 82<br>S CH 87<br>0-3 ② K | | | C KC 80<br>B SI 92<br>C CH 87<br>X CH 87<br>1-2 ① F7 | | X CH 86<br>0-0 1-3 2B | | | X FF 90<br>0-0 52 2B 20 S 1B | C FF 94<br>C SL 87<br>B CH 88<br>B FF 94<br>F CH 85<br>F CH 86<br>S CH 85<br>2-3 ③ K | | 4<br>0<br>1 | 0<br>1<br>0 | 2<br>0<br>0 | 0<br>0<br>0 | 0<br>0<br>0 | 1<br>0<br>1 | 0<br>0<br>0 |
| 20 Josh Donaldson, R (1, 10)<br>OBP: 0.366, SLG: 0.508 | B FF 93<br>X FF 92<br>1-0 1B | | | F FF 92<br>F CH 86<br>X CH 87<br>0-2 ② L8 | | D KC 81<br>B FF 92<br>B FF 91<br>B FF 92<br>4-0 BB | | | 1 SAFE<br>B CU 82<br>B CU 81<br>B FF 91<br>S FF 90<br>B FF 91<br>4-1 52 2B 1-2 BB | | X FF 93<br>0-0 37 G4-3 52 SF7 2B | 3 | 1 | 2 | 0 | 2 | 0 | 0 |
| 37 Brandon Moss, L (1, 3)<br>OBP: 0.383, SLG: 0.576 | B KC 80<br>S CH 86<br>D CH 88<br>S KC 80<br>C SI 92<br>2-3 ③ K | | | S KC 82<br>B CH 87<br>S CH 86<br>X CH 88<br>1-2 ③ G5-3 | | S KC 83<br>B CH 88<br>D CH 88<br>X CH 87<br>2-1 ③ G3 | | | C SL 85<br>F SL 85<br>C FF 90<br>0-3 ① K | | X FF 93<br>0-0 ① G4-3 2-3 | 5 | 0 | 0 | 0 | 0 | 2 | 7 |
| 52 Yoenis Cespedes, R (1, 7)<br>OBP: 0.317, SLG: 0.478 | | C FF 92<br>F CH 87<br>B FF 92<br>B FF 93<br>X CH 88<br>2-2 ① F8 | | | C KC 81<br>B KC 82<br>S CH 86<br>B FF 93<br>F FF 93<br>B CH 86<br>S KC 81<br>3-3 ① K | | F FF 92<br>C KC 81<br>F SI 93<br>F CH 86<br>F KC 81<br>B CH 87<br>F CH 88<br>B FF 92<br>X SI 92<br>2-2 ① G6-3 | | X SL 85<br>0-0 1-3 2-H 2B | | B FF 92<br>X FF 94<br>1-0 ② SF7 3-H | 4 | 0 | 1 | 2 | 0 | 1 | 0 |
| 8 Jed Lowrie, S (1, 6)<br>OBP: 0.354, SLG: 0.389 | | C KC 80<br>C KC 81<br>X CH 89<br>0-2 ② F7 | | | B FF 92<br>X KC 81<br>1-0 ② G4-3 | | F KC 82<br>C FF 92<br>S FF 92<br>0-3 ② K | | I IN 71<br>I IN 73<br>I IN 76<br>I IN 77<br>4-0 IBB | | B SL 74<br>F FF 94<br>F FS 79<br>F FS 80<br>F FF 95<br>X SI 92<br>1-2 ③ G6-3 | 4 | 0 | 0 | 0 | 1 | 1 | 0 |
| 16 Josh Reddick, L (1, 9)<br>OBP: 0.277, SLG: 0.354 | F SI 93<br>X KC 80<br>0-1 ③ G4-3 | | | B KC 80<br>C KC 80<br>B CH 87<br>F KC 81<br>C FF 92<br>2-3 ③ K | | | C SI 92<br>B SI 94<br>F SI 95<br>S FF 97<br>1-3 ③ K | | B FF 89<br>F FF 90<br>B SL 83<br>B SL 84<br>S FF 90<br>F FF 90<br>X FC 90<br>3-2 ② F7 | | | 4 | 0 | 0 | 0 | 0 | 2 | 3 |
| 18 Alberto Callaspo, S (1, 5)<br>OBP: 0.338, SLG: 0.326 | | | B FF 92<br>C FF 92<br>B KC 81<br>B FF 91<br>B FF 90<br>4-1 28 G3-6-1 BB | | B FF 92<br>C KC 80<br>B CH 86<br>S CH 86<br>B KC 82<br>F CH 86<br>C CH 87<br>3-3 ① K | | | C CU 76<br>C CU 77<br>B FF 89<br>B FF 89<br>C FS 80<br>2-3 ① K | F CU 82<br>C CU 81<br>F FF 90<br>D FC 91<br>F CU 82<br>X FF 91<br>1-2 ③ F7 | | | 3 | 0 | 0 | 0 | 1 | 2 | 3 |
| 28 Eric Sogard, L (1, 4)<br>OBP: 0.256, SLG: 0.219 | | | F FF 92<br>S CH 86<br>F FF 93<br>1 SAFE<br>X CH 86<br>0-2 ① ② G3-6-1 1-2f | | B FF 92<br>S CH 88<br>M KC 81<br>F FF 91<br>X CH 87<br>1-2 ② G4-3 | | | B CU 76<br>C CU 75<br>C CU 77<br>F FF 89<br>S FS 82<br>1-3 ② K | | B FF 92<br>F FF 92<br>B CH 85<br>B CH 83<br>C FF 91<br>X FF 92<br>3-2 ① P6 | | 4 | 0 | 0 | 0 | 0 | 1 | 1 |
| Inning Stats | R: 0 H: 1<br>E: 0 LOB: 1<br>K: 2 BB: 0<br>S: 10 P: 13 | R: 0 H: 0<br>E: 0 LOB: 0<br>K: 0 BB: 0<br>S: 8 P: 10 | R: 0 H: 0<br>E: 0 LOB: 0<br>K: 0 BB: 1<br>S: 8 P: 12 | R: 0 H: 0<br>E: 0 LOB: 0<br>K: 0 BB: 0<br>S: 9 P: 11 | R: 0 H: 0<br>E: 0 LOB: 0<br>K: 2 BB: 0<br>S: 8 P: 14 | R: 0 H: 2<br>E: 0 LOB: 3<br>K: 1 BB: 1<br>S: 13 P: 24 | R: 0 H: 0<br>E: 0 LOB: 0<br>K: 2 BB: 0<br>S: 13 P: 16 | R: 0 H: 0<br>E: 0 LOB: 0<br>K: 2 BB: 0<br>S: 9 P: 13 | R: 1 H: 2<br>E: 0 LOB: 3<br>K: 1 BB: 2<br>S: 15 P: 27 | R: 0 H: 0<br>E: 0 LOB: 0<br>K: 1 BB: 0<br>S: 11 P: 18 | R: 1 H: 1<br>E: 0 LOB: 0<br>K: 0 BB: 0<br>S: 8 P: 10 | 1B: 3 SF: 1<br>2B: 3 SAC: 0<br>3B: 0 DP: 1<br>HR: 0 HBP: 0 | | | | | | |

| PITCHER | IP | WLS | BF | H | R | ER | SO | BB | IBB | HBP | BLK | WP | HR | S | P | ERA | WHIP |
|---|---|---|---|---|---|---|---|---|---|---|---|---|---|---|---|---|---|
| 53 Alex Cobb, R (1, 1)<br>ERA: 1.4 | 6.2 | | 24 | 3 | 0 | 0 | 6 | 2 | 0 | 0 | 0 | 0 | 0 | 66 | 96 | 0.00 | 0.750 |
| 57 Jake McGee, L (7, 1)<br>ERA: 1.33 | 0.1 | | 1 | 0 | 0 | 0 | 1 | 0 | 0 | 0 | 0 | 0 | 0 | 3 | 4 | 0.00 | 0.000 |
| 62 Joel Peralta, R (8, 1)<br>ERA: 4.87 | 1.0 | H | 3 | 0 | 0 | 0 | 2 | 0 | 0 | 0 | 0 | 0 | 0 | 9 | 13 | 0.00 | 0.000 |
| 50 Grant Balfour, R (9, 1)<br>ERA: 5.89 | 1.0 | B | 7 | 2 | 1 | 1 | 1 | 1 | 1 | 0 | 0 | 0 | 0 | 15 | 27 | 9.00 | 3.000 |
| 46 Juan Carlos Oviedo, R (10, 1)<br>ERA: 1.84 | 1.0 | | 3 | 0 | 0 | 0 | 1 | 0 | 0 | 0 | 0 | 0 | 0 | 11 | 18 | 0.00 | 0.000 |

| PITCHER | IP | WLS | BF | H | R | ER | SO | BB | IBB | HBP | BLK | WP | HR | S | P | ERA | WHIP |
|---|---|---|---|---|---|---|---|---|---|---|---|---|---|---|---|---|---|
| 52 Josh Lueke, R (11, 1)<br>ERA: 4.73 | 1.0 | W | 4 | 1 | 1 | 1 | 0 | 0 | 0 | 0 | 0 | 0 | 0 | 8 | 10 | 9.00 | 1.000 |

# TOP

# Oakland Athletics @ Tampa Bay Rays

Tropicana Field, St. Petersburg, FL

Thu May 22 2014, 4:11 PM - 7:56 PM EDT

Att. 11,257 - Dome - 72 F

| | |
|---|---|
| AB | 37 |
| R | 2 |
| H | 6 |
| RBI | 2 |
| BB | 4 |
| SO | 11 |
| LOB | 14 |

| | | | |
|---|---|---|---|
| WP: 0 | PA: 42 | | |
| PB: 0 | | | |
| SB: 1 | | | |
| CS: 0 | | | |

livebaseballscorecards.com

# Oakland Athletics @ Tampa Bay Rays

Tropicana Field, St. Petersburg, FL

Thu May 22 2014, 4:11 PM - 7:56 PM EDT

Att. 11,257 - Dome - 72 F

livebaseballscorecards.com

| Batter | 1 | 2 | 3 | 4 | 5 | 6 | 7 | 8 | 9 | 10 | 11 | AB | R | H | RBI | BB | SO | LOB |
|---|---|---|---|---|---|---|---|---|---|---|---|---|---|---|---|---|---|---|
| 7 David DeJesus, L (1, 10) OBP: 0.351, SLG: 0.458 | B SL 88<br>B FF 93<br>C FF 93<br>B FF 93<br>C FF 93<br>B FF 94<br>4-2<br>3<br>FC1-4<br>BB | | B SI 92<br>C SL 87<br>B CU 81<br>X SL 86<br>2-1<br>20<br>1B<br>1-2<br>1B | | B FF 94<br>B FF 92<br>C FF 92<br>B CU 80<br>F FF 92<br>F CU 80<br>F CU 80<br>F FF 94<br>X CU 81<br>3-2<br>P3 | | C CU 83<br>S CU 80<br>X FF 94<br>0-2<br>L4 | | | C SL 82<br>F CH 83<br>B CH 83<br>C SI 91<br>1-3<br>K | | 4 | 0 | 1 | 0 | 1 | 1 | 2 |
| 3 Evan Longoria, R (1, 5) OBP: 0.319, SLG: 0.366 | C SL 87<br>X SL 86<br>0-1<br>FC1-4<br>20<br>FC4-6<br>1-2f | | S SL 87<br>F CU 81<br>B SL 88<br>S CU 82<br>1-3<br>K | | | X SL 87<br>0-0<br>G1-3 | | B SI 93<br>B SI 93<br>X SI 93<br>2-0<br>G6-3 | | | C SI 89<br>S SL 80<br>B FF 92<br>F SI 91<br>X SL 80<br>1-2<br>21<br>1B<br>8<br>1B<br>1B | 5 | 1 | 1 | 0 | 0 | 1 | 3 |
| 20 Matt Joyce, L (1, 7) OBP: 0.372, SLG: 0.405 | B FF 94<br>X FF 92<br>1-0<br>FC4-6<br>1-2f | | S CU 81<br>B SI 94<br>B CU 81<br>X SI 94<br>2-1<br>1-2<br>2-3<br>1B | | | X FF 93<br>0-0<br>G3 | | F SL 87<br>B CU 80<br>S CU 81<br>X FC 89<br>1-2<br>L9 | | | B SI 89<br>C SI 88<br>B CH 82<br>1 SAFE<br>B SI 87<br>F SI 89<br>X SI 90<br>3-2<br>F7 | 5 | 0 | 1 | 0 | 0 | 0 | 2 |
| 9 Wil Myers, R (1, 9) OBP: 0.307, SLG: 0.359 | B SL 87<br>S SI 93<br>C CU 81<br>C FF 94<br>1-3<br>K | | B SL 87<br>X SI 93<br>1-0<br>F9 | | | C SI 93<br>B FA 89<br>X CU 80<br>1-1<br>L5 | | F FF 94<br>X SI 94<br>0-1<br>F7 | | | B SI 89<br>C SI 89<br>X SL 81<br>1-1<br>F7 | 5 | 0 | 0 | 0 | 0 | 1 | 5 |
| 21 James Loney, L (1, 3) OBP: 0.376, SLG: 0.393<br>11 Logan Forsythe, R (11, PR) OBP: 0.247, SLG: 0.238 | | X FF 92<br>0-0<br>G6-3 | | B FF 92<br>C CU 79<br>S CU 81<br>S CU 82<br>1-3<br>K | | | F FF 94<br>C CU 81<br>B SL 88<br>F CU 82<br>B CU 81<br>B SI 94<br>B CU 81<br>4-2<br>8<br>FC1-6<br>BB | | C KC 74<br>B SI 91<br>F SI 93<br>S SI 94<br>1-3<br>K | | C CH 82<br>X CH 82<br>0-1<br>8<br>1B<br>1<br>HR<br>1-2<br>1B | 4<br>0 | 0<br>1 | 1<br>0 | 0<br>0 | 1<br>0 | 2<br>0 | 0<br>0 |
| 8 Desmond Jennings, R (1, 8) OBP: 0.330, SLG: 0.389 | | C FF 93<br>F SL 87<br>B CU 81<br>X CU 81<br>1-2<br>G4-3 | | X FC 89<br>0-0<br>G6-3 | | | X SI 93<br>0-0<br>FC1-6<br>35<br>1B<br>11<br>1B<br>1-2f | | C CH 75<br>F SI 92<br>X SI 93<br>0-2<br>11<br>CS<br>1B | | C FF 91<br>F FF 90<br>B SL 82<br>B SI 91<br>B SI 92<br>X SI 91<br>3-2<br>1<br>DI<br>1<br>HR<br>1-3<br>2-H<br>1B | 5 | 2 | 2 | 1 | 0 | 0 | 1 |
| 35 Cole Figueroa, L (1, 4) OBP: 0.143, SLG: 0.143<br>5 Brandon Guyer, R (9, PH) OBP: 0.216, SLG: 0.280<br>1 Sean Rodríguez, R (10, 4) OBP: 0.278, SLG: 0.529 | B SL 87<br>X FF 93<br>1-0<br>G5-3 | | B FF 93<br>B SI 92<br>C FF 94<br>B FF 94<br>X FF 92<br>3-1<br>G4-3 | | | | 1 SAFE<br>B SI 93<br>X SI 93<br>1-0<br>28<br>G5-3<br>11<br>1B<br>1-3<br>1B | | F SI 88<br>1 SAFE<br>X SI 89<br>0-1<br>L8 | | B SL 80<br>C SL 80<br>S SL 79<br>D CU 69<br>X SL 81<br>2-2<br>1-H<br>3-H<br>HR | 3<br>1<br>1 | 0<br>0<br>1 | 1<br>0<br>1 | 0<br>0<br>3 | 0<br>0<br>0 | 0<br>1<br>0 | 0<br>1<br>0 |
| 11 Yunel Escobar, R (1, 6) OBP: 0.337, SLG: 0.358 | | | X SL 87<br>0-0<br>G6-3 | | B FF 93<br>F SI 93<br>X CU 82<br>1-1<br>P3 | | F SL 87<br>X CU 82<br>0-1<br>28<br>G5-3<br>1-2<br>3-H<br>1B | | B SL 81<br>B SI 89<br>B SI 88<br>C SI 89<br>3-1<br>CS<br>1-2 | C CU 76<br>X SI 89<br>0-1<br>G5-3 | | 4 | 0 | 1 | 1 | 0 | 0 | 0 |
| 28 José Molina, R (1, 2) OBP: 0.164, SLG: 0.121 | | | B FF 93<br>B FF 93<br>X FF 93<br>2-0<br>20<br>1B<br>7<br>1B<br>1B | | X SI 93<br>0-0<br>G5-3 | | B SL 88<br>X SI 94<br>1-0<br>G5-3<br>1-2<br>2-3 | | | B FF 91<br>B SI 89<br>C FF 89<br>X SI 89<br>2-1<br>G3 | | 4 | 0 | 1 | 0 | 0 | 0 | 2 |
| Inning Stats | R: 0<br>E: 0<br>K: 1<br>S: 8<br>H: 0<br>LOB: 1<br>BB: 1<br>P: 14 | R: 0<br>E: 0<br>K: 0<br>S: 5<br>H: 0<br>LOB: 0<br>BB: 0<br>P: 7 | R: 0<br>E: 0<br>K: 1<br>S: 10<br>H: 3<br>LOB: 3<br>BB: 0<br>P: 18 | R: 0<br>E: 0<br>K: 1<br>S: 6<br>H: 0<br>LOB: 0<br>BB: 0<br>P: 10 | R: 0<br>E: 0<br>K: 0<br>S: 9<br>H: 0<br>LOB: 0<br>BB: 0<br>P: 13 | R: 0<br>E: 0<br>K: 0<br>S: 4<br>H: 0<br>LOB: 0<br>BB: 0<br>P: 5 | R: 1<br>E: 0<br>K: 0<br>S: 11<br>H: 2<br>LOB: 2<br>BB: 1<br>P: 17 | R: 0<br>E: 0<br>K: 0<br>S: 6<br>H: 0<br>LOB: 0<br>BB: 0<br>P: 9 | R: 0<br>E: 0<br>K: 1<br>S: 9<br>H: 1<br>LOB: 0<br>BB: 0<br>P: 13 | R: 0<br>E: 0<br>K: 1<br>S: 7<br>H: 0<br>LOB: 0<br>BB: 0<br>P: 10 | R: 4<br>E: 0<br>K: 0<br>S: 17<br>H: 4<br>LOB: 1<br>BB: 0<br>P: 27 | 1B: 9<br>2B: 0<br>3B: 0<br>HR: 1<br>SF: 0<br>SAC: 0<br>DP: 0<br>HBP: 0 | WP: 0<br>PB: 0<br>SB: 0<br>CS: 1<br>PA: 44 | | | | | |

| PITCHER | IP | WLS | BF | H | R | ER | SO | BB | IBB | HBP | BLK | WP | HR | S | P | ERA | WHIP |
|---|---|---|---|---|---|---|---|---|---|---|---|---|---|---|---|---|---|
| 54 Sonny Gray, R (1, 1) ERA: 1.99 | 8.0 | | 31 | 5 | 1 | 1 | 3 | 2 | 0 | 0 | 0 | 0 | 0 | 59 | 93 | 1.12 | 0.875 |
| 56 Fernando Abad, L (9, 1) ERA: 2.33 | 0.1 | | 2 | 1 | 0 | 0 | 1 | 0 | 0 | 0 | 0 | 0 | 0 | 6 | 7 | 0.00 | 3.000 |
| 61 Dan Otero, R (9, 1) ERA: 2.43 | 2.1 | L | 9 | 3 | 3 | 3 | 1 | 0 | 0 | 0 | 0 | 0 | 0 | 24 | 38 | 11.57 | 1.286 |
| 44 Luke Gregerson, R (11, 1) ERA: 2.63 | 0.0 | | 1 | 1 | 1 | 1 | 0 | 0 | 0 | 0 | 0 | 0 | 1 | 3 | 5 | ∞ | ∞ |

| PITCHER | IP | WLS | BF | H | R | ER | SO | BB | IBB | HBP | BLK | WP | HR | S | P | ERA | WHIP |
|---|---|---|---|---|---|---|---|---|---|---|---|---|---|---|---|---|---|

| BOTTOM | |
|---|---|
| AB | 41 |
| R | 5 |
| H | 10 |
| RBI | 5 |
| BB | 2 |
| SO | 5 |
| LOB | 16 |

| Batter | 1 | 2 | 3 | 4 | 5 | 6 | 7 | 8 | 9 | AB | R | H | RBI | BB | SO | LOB |
|---|---|---|---|---|---|---|---|---|---|---|---|---|---|---|---|---|
| 26 Brock Holt, L (1, 5)<br>OBP: 0.388, SLG: 0.442 | B FF 93<br>C FF 94<br>X FF 93<br>1-1 ① F8 | C SL 86<br>X SL 85<br>0-1 ③ F8 | | | B FF 90<br>X FF 93<br>1-0 2B | | C SI 96<br>X CU 76<br>0-1 ② G4-3 | | | 4 | 0 | 1 | 0 | 0 | 0 | 2 |
| 2 Xander Bogaerts, R (1, 6)<br>OBP: 0.370, SLG: 0.406 | C FF 94<br>C SL 87<br>B SL 85<br>B FF 95<br>S SL 86<br>2-3 ② K | | B SL 84<br>B FF 93<br>B FF 93<br>C FF 93<br>F FF 93<br>S SL 86<br>3-3 ① K | | C FF 92<br>B FF 95<br>S SI 93<br>F FF 94<br>B FF 95<br>B SL 86<br>C FF 93<br>3-3 ① K | | X FF 96<br>0-0 ③ F7 | | | 4 | 0 | 0 | 0 | 0 | 3 | 1 |
| 15 Dustin Pedroia, R (1, 4)<br>OBP: 0.346, SLG: 0.394 | B FF 95<br>B FF 95<br>B FF 95<br>B FF 95<br>4-0 34 1B BB | | B FF 93<br>B FF 94<br>C SL 84<br>B SL 84<br>B SI 94<br>4-1 BB | | B SL 85<br>F SL 84<br>F FF 95<br>S SL 86<br>1-3 ② K | | | B CU 77<br>B FF 89<br>C FF 88<br>X FF 89<br>2-1 ① G4-3 | | 2 | 0 | 0 | 0 | 2 | 1 | 1 |
| 34 David Ortiz, L (1, 10)<br>OBP: 0.374, SLG: 0.518 | C SI 93<br>F SI 95<br>X FF 95<br>0-2 **1-2** 1B | | F SI 93<br>F FF 95<br>S SI 95<br>0-3 ② K | | I IN 74<br>I IN 83<br>I IN 78<br>I IN 78<br>4-0 IBB | | | B CU 77<br>F CU 77<br>B FS 83<br>X FS 80<br>2-1 ② G4-3 | | 3 | 0 | 1 | 0 | 1 | 1 | 1 |
| 12 Mike Napoli, R (1, 3)<br>OBP: 0.390, SLG: 0.416 | D SL 87<br>C FF 94<br>C FF 95<br>F FF 95<br>D FF 95<br>B SI 95<br>C FF 95<br>3-3 ③ K | | F FF 94<br>C FF 95<br>B FF 96<br>B SI 96<br>F FF 96<br>C SL 85<br>2-3 ③ K | | F FF 94<br>X SL 86<br>0-1 ③ L6 | | | B FF 90<br>S CU 77<br>C FF 89<br>F FF 90<br>B FF 90<br>B FF 90<br>X CU 78<br>3-2 ③ P3 | | 4 | 0 | 0 | 0 | 0 | 2 | 5 |
| 40 A.J. Pierzynski, L (1, 2)<br>OBP: 0.291, SLG: 0.356 | | C FF 94<br>B CH 85<br>F FF 94<br>C FF 95<br>1-3 ① K | | C SL 84<br>B FF 94<br>X FF 95<br>1-1 ① F7 | | F CH 84<br>F FF 94<br>F FF 96<br>B CH 86<br>F SL 87<br>B SI 94<br>B FF 93<br>S SL 85<br>3-3 ① K | | | F FF 91<br>X CH 84<br>0-1 18 FC5-6 1B | 4 | 0 | 1 | 0 | 0 | 2 | 0 |
| 18 Shane Victorino, S (1, 9)<br>OBP: 0.276, SLG: 0.352<br>5 Jonny Gomes, R (9, PR)<br>OBP: 0.325, SLG: 0.414<br>(9, 9) | | B FF 94<br>B SL 84<br>C FF 94<br>X SI 94<br>2-1 ② G5-3 | | B SL 83<br>C SL 84<br>F FF 94<br>B FF 95<br>X SL 85<br>2-2 ② G5-3 | | B FF 95<br>B FF 94<br>B FF 92<br>C FF 93<br>X FF 92<br>3-1 ② P1 | | | B SI 90<br>C SI 87<br>X FF 89<br>1-1 ① FC5-6<br>**1-2f** | 4 | 0 | 0 | 0 | 0 | 0 | 1 |
| | | | | | | | | | | 0 | 0 | 0 | 0 | 0 | 0 | 0 |
| 38 Grady Sizemore, L (1, 7)<br>OBP: 0.299, SLG: 0.336<br>(9, 8) | | B FF 94<br>S SI 94<br>S FF 95<br>F FF 96<br>F FF 96<br>B SI 97<br>B FF 96<br>X SI 95<br>3-2 25 1B 1B | | B SL 84<br>B SI 93<br>B FF 93<br>B FF 92<br>4-0 BB | | C SI 94<br>F SI 96<br>C SI 96<br>0-3 ③ K | | | 1 SAFE<br>1 SAFE<br>C CH 80<br>F FF 91<br>F CH 85<br>F CH 84<br>F FF 92<br>B CH 85<br>F CH 86<br>1-2 X CH 86 ② P5 | 3 | 0 | 1 | 0 | 1 | 1 | 1 |
| 25 Jackie Bradley Jr., L (1, 8)<br>OBP: 0.297, SLG: 0.299<br>37 Mike Carp, L (9, PH)<br>OBP: 0.339, SLG: 0.357<br>(9, 7) | | 1 SAFE<br>B SI 92<br>1 SAFE<br>C FF 92<br>F SL 85<br>B FF 95<br>F SL 85<br>X SI 94<br>2-2 **1-2** 1B | | C SL 82<br>B SI 94<br>F SI 93<br>1 SAFE<br>F SL 86<br>F FF 94<br>C SI 94<br>1-3 ③ K | | | B SI 94<br>X FF 94<br>1-0 ① F8 | | 1 SAFE<br>B CH 83<br>B FF 91<br>X CH 81<br>2-0 ③ G4-3 | 3 | 0 | 1 | 0 | 0 | 1 | 1 |
| | | | | | | | | | | 1 | 0 | 0 | 0 | 0 | 0 | 1 |
| Inning Stats | R: 0<br>E: 0<br>K: 2<br>S: 12<br>H: 1<br>LOB: 2<br>BB: 1<br>P: 22 | R: 0<br>E: 0<br>K: 1<br>S: 16<br>H: 2<br>LOB: 2<br>BB: 0<br>P: 24 | R: 0<br>E: 0<br>K: 3<br>S: 11<br>H: 0<br>LOB: 1<br>BB: 1<br>P: 20 | R: 0<br>E: 0<br>K: 1<br>S: 10<br>H: 0<br>LOB: 1<br>BB: 1<br>P: 18 | R: 0<br>E: 0<br>K: 2<br>S: 10<br>H: 1<br>LOB: 2<br>BB: 1<br>P: 19 | R: 0<br>E: 0<br>K: 2<br>S: 10<br>H: 0<br>LOB: 0<br>BB: 0<br>P: 16 | R: 0<br>E: 0<br>K: 0<br>S: 4<br>H: 0<br>LOB: 0<br>BB: 0<br>P: 5 | R: 0<br>E: 0<br>K: 0<br>S: 8<br>H: 0<br>LOB: 0<br>BB: 0<br>P: 15 | R: 0<br>E: 0<br>K: 0<br>S: 12<br>H: 1<br>LOB: 1<br>BB: 0<br>P: 16 | 1B: 4<br>2B: 1<br>3B: 0<br>HR: 0<br>SF: 0<br>SAC: 0<br>DP: 0<br>HBP: 0 | | | | | | |

| PITCHER | | IP | WLS | BF | H | R | ER | SO | BB | IBB | HBP | BLK | WP | HR | S | P | ERA | WHIP |
|---|---|---|---|---|---|---|---|---|---|---|---|---|---|---|---|---|---|---|
| 22 Chris Archer, R<br>ERA: 4.11 | (1, 1) | 6.0 | | 26 | 4 | 0 | 0 | 11 | 3 | 1 | 0 | 0 | 0 | 0 | 69 | 119 | 0.00 | 1.167 |
| 57 Jake McGee, L<br>ERA: 1.27 | (7, 1) | 1.0 | | 3 | 0 | 0 | 0 | 0 | 0 | 0 | 0 | 0 | 0 | 0 | 4 | 5 | 0.00 | 0.000 |
| 62 Joel Peralta, R<br>ERA: 4.64 | (8, 1) | 1.0 | | 3 | 0 | 0 | 0 | 0 | 0 | 0 | 0 | 0 | 0 | 0 | 8 | 15 | 0.00 | 0.000 |
| 46 Juan Carlos Oviedo, R<br>ERA: 1.72 | (9, 1) | 1.0 | W | 4 | 1 | 0 | 0 | 0 | 0 | 0 | 0 | 0 | 0 | 0 | 12 | 16 | 0.00 | 1.000 |

| PITCHER | IP | WLS | BF | H | R | ER | SO | BB | IBB | HBP | BLK | WP | HR | S | P | ERA | WHIP |
|---|---|---|---|---|---|---|---|---|---|---|---|---|---|---|---|---|---|

# TOP

## Boston Red Sox @ Tampa Bay Rays

Tropicana Field, St. Petersburg, FL

Fri May 23 2014, 7:11 PM - 10:35 PM EDT

Att. 20,898 - Dome - 72 F

livebaseballscorecards.com

| | |
|---|---|
| AB | 32 |
| R | 0 |
| H | 5 |
| RBI | 0 |
| BB | 4 |
| SO | 11 |
| LOB | 14 |

| | | | | | | |
|---|---|---|---|---|---|---|
| WP: 0 | PA: 36 | | | | | |
| PB: 0 | | | | | | |
| SB: 0 | | | | | | |
| CS: 0 | | | | | | |

# BOTTOM

## Boston Red Sox @ Tampa Bay Rays

Tropicana Field, St. Petersburg, FL

Fri May 23 2014, 7:11 PM - 10:35 PM EDT

Att. 20,898 - Dome - 72 F

livebaseballscorecards.com

| Batter | 1 | 2 | 3 | 4 | 5 | 6 | 7 | 8 | 9 | AB | R | H | RBI | BB | SO | LOB |
|---|---|---|---|---|---|---|---|---|---|---|---|---|---|---|---|---|
| 7 David DeJesus, L (1, 10)<br>OBP: 0.348, SLG: 0.451 | B FF 91<br>S SI 91<br>X FF 91<br>1-1 ① F7 | | C FF 92<br>B FC 81<br>B CU 80<br>F FF 92<br>X FC 86<br>2-2 ② G3 | | | B CU 76<br>X CU 81<br>1-0 ① G4-3 | | C CU 80<br>F FF 90<br>B FF 92<br>B FF 91<br>F FC 84<br>X FC 83<br>2-2 3 FC5-4 1B | | 4 | 0 | 1 | 0 | 0 | 0 | 0 |
| 3 Evan Longoria, R (1, 5)<br>OBP: 0.327, SLG: 0.374 | S FF 93<br>B FF 93<br>B CH 84<br>X FF 92<br>2-1 9 FC5-4 20 1B 1B | | B CH 82<br>C CH 82<br>F FF 92<br>B FC 85<br>F FF 92<br>X FF 94<br>2-2 1B | | | F SI 92<br>F FF 92<br>B FF 92<br>X FF 92<br>1-2 9 FC5-4 20 BB 1B | | B FF 93<br>T FF 92<br>C FF 94<br>X FF 94<br>1-2 ① FC5-4<br>1-2f | | 4 | 0 | 3 | 0 | 0 | 0 | 1 |
| 20 Matt Joyce, L (1, 7)<br>OBP: 0.377, SLG: 0.406<br>5 Brandon Guyer, R (8, PH)<br>OBP: 0.212, SLG: 0.275<br>(9, 7) | D SI 92<br>C CU 79<br>X SI 91<br>1-1 9 FC5-4<br>1-2 1B | | B CU 81<br>B FC 85<br>C CU 79<br>T CU 79<br>B FF 93<br>X CU 81<br>3-2 ③ G3 | | | D FC 84<br>B FC 83<br>F CU 80<br>F FF 92<br>B FF 92<br>B FF 92<br>4-2 9 FC5-4<br>1-2 BB | | X FF 92<br>0-0 ② F8 | | 2<br>1 | 0<br>0 | 1<br>0 | 0<br>0 | 1<br>0 | 0<br>0 | 1<br>1 |
| 9 Wil Myers, R (1, 9)<br>OBP: 0.300, SLG: 0.351 | B FF 92<br>S FC 85<br>X SI 92<br>1-1 ② FC5-4<br>1-2f<br>2-3 | | | X FF 91<br>0-0 ① L7 | | F SI 92<br>F SI 93<br>X SI 92<br>0-2 ② FC5-4<br>1-2f<br>2-3 | | F FF 92<br>C SL 83<br>S SL 86<br>0-3 ③ K | | 4 | 0 | 0 | 0 | 0 | 1 | 5 |
| 21 James Loney, L (1, 3)<br>OBP: 0.368, SLG: 0.384 | D CU 81<br>X SI 92<br>1-0 ③ G5-3 | | | C FF 90<br>B FF 91<br>F FC 84<br>B CH 85<br>B CU 81<br>X FF 91<br>3-2 ② G4-3 | | F CU 78<br>F CU 79<br>B FC 85<br>X FF 91<br>1-2 ③ G6-3 | | | F FF 90<br>X FF 92<br>0-1 ① P6 | 4 | 0 | 0 | 0 | 0 | 0 | 4 |
| 8 Desmond Jennings, R (1, 8)<br>OBP: 0.328, SLG: 0.382 | | C FF 91<br>X SI 91<br>0-1 ① F9 | | F FC 84<br>B SI 92<br>C SI 92<br>B FF 93<br>S FF 93<br>2-3 ③ K | | | B SI 90<br>B FC 83<br>C FC 81<br>X SI 90<br>2-1 E5<br>11 G6-3 1 SH5-3 | | B SL 82<br>C SL 82<br>B SL 82<br>B FF 92<br>C FF 92<br>B SL 82<br>4-2 35 S 35 2B BB | 3 | 1 | 0 | 0 | 1 | 1 | 0 |
| 1 Sean Rodríguez, R (1, 4)<br>OBP: 0.270, SLG: 0.514<br>35 Cole Figueroa, L (9, PH)<br>OBP: 0.250, SLG: 0.375 | | X FF 92<br>0-0 ② P6 | | B SI 90<br>C FC 83<br>B SI 90<br>F SI 91<br>B FF 93<br>F SI 91<br>C FF 92<br>3-3 ① K | | | 1 SAFE<br>X SI 90<br>0-0 ① SH5-3<br>1-2 | | 1 SAFE<br>1 SAFE<br>C SI 88<br>1 SAFE<br>1 SAFE<br>P PO 85<br>C SI 87<br>X SI 88<br>1-2 1-H 2B | 2<br>1 | 0<br>0 | 0<br>1 | 0<br>1 | 0<br>0 | 1<br>0 | 0<br>0 |
| 11 Yunel Escobar, R (1, 6)<br>OBP: 0.332, SLG: 0.352 | | B FF 92<br>S FF 92<br>B CH 83<br>B CH 83<br>C FC 84<br>S FF 92<br>3-3 ③ K | | | | C FF 91<br>B SI 92<br>X FF 92<br>1-1 ② F8 | X FF 92<br>0-0 ② G6-3<br>2-3 | | | 3 | 0 | 0 | 0 | 0 | 1 | 1 |
| 24 Ryan Hanigan, R (1, 2)<br>OBP: 0.311, SLG: 0.352 | | | B FF 90<br>B FC 83<br>B SI 91<br>C FF 90<br>X FF 90<br>3-1 ① G5-3 | | | F FC 83<br>B FC 84<br>B FF 91<br>X CU 76<br>2-1 ③ G5-3 | B CU 79<br>C CU 77<br>C FC 83<br>B FC 82<br>X FC 84<br>2-2 ③ G3 | | | 3 | 0 | 0 | 0 | 0 | 0 | 1 |
| Inning Stats | R: 0 H: 2<br>E: 0 LOB: 2<br>K: 0 BB: 0<br>S: 9 P: 15 | R: 0 H: 0<br>E: 0 LOB: 0<br>K: 1 BB: 0<br>S: 6 P: 9 | R: 0 H: 1<br>E: 0 LOB: 1<br>K: 0 BB: 0<br>S: 12 P: 22 | R: 0 H: 0<br>E: 0 LOB: 0<br>K: 1 BB: 0<br>S: 7 P: 12 | R: 0 H: 0<br>E: 0 LOB: 0<br>K: 1 BB: 0<br>S: 8 P: 14 | R: 0 H: 1<br>E: 0 LOB: 2<br>K: 0 BB: 1<br>S: 12 P: 19 | R: 0 H: 0<br>E: 1 LOB: 1<br>K: 0 BB: 0<br>S: 7 P: 11 | R: 0 H: 1<br>E: 0 LOB: 1<br>K: 1 BB: 0<br>S: 11 P: 14 | R: 1 H: 1<br>E: 0 LOB: 1<br>K: 0 BB: 1<br>S: 8 P: 12 | 1B: 5<br>2B: 1<br>3B: 0<br>HR: 0 | SF: 0<br>SAC: 1<br>DP: 0<br>HBP: 0 | | | WP: 0<br>PB: 0<br>SB: 1<br>CS: 0 | PA: 34 | | |

| | AB | 31 |
|---|---|---|
| | R | 1 |
| | H | 6 |
| | RBI | 1 |
| | BB | 2 |
| | SO | 4 |
| | LOB | 14 |

| PITCHER | | IP | WLS | BF | H | R | ER | SO | BB | IBB | HBP | BLK | WP | HR | S | P | ERA | WHIP |
|---|---|---|---|---|---|---|---|---|---|---|---|---|---|---|---|---|---|---|
| 41 John Lackey, R<br>ERA: 3.58 | (1, 1) | 7.0 | | 28 | 5 | 0 | 0 | 3 | 1 | 0 | 0 | 0 | 0 | 0 | 65 | 108 | 0.00 | 0.857 |
| 36 Junichi Tazawa, R<br>ERA: 2.66 | (8, 1) | 0.1 | | 1 | 0 | 0 | 0 | 0 | 0 | 0 | 0 | 0 | 0 | 0 | 3 | 4 | 0.00 | 0.000 |
| 30 Andrew Miller, L<br>ERA: 2.91 | (8, 1) | 1.0 | L | 4 | 0 | 1 | 1 | 1 | 1 | 0 | 0 | 0 | 0 | 0 | 8 | 12 | 9.00 | 1.000 |
| 35 Burke Badenhop, R<br>ERA: 2.36 | (9, 1) | 0.0 | | 1 | 1 | 0 | 0 | 0 | 0 | 0 | 0 | 0 | 0 | 0 | 4 | 4 | ∞ | ∞ |

| PITCHER | IP | WLS | BF | H | R | ER | SO | BB | IBB | HBP | BLK | WP | HR | S | P | ERA | WHIP |
|---|---|---|---|---|---|---|---|---|---|---|---|---|---|---|---|---|---|

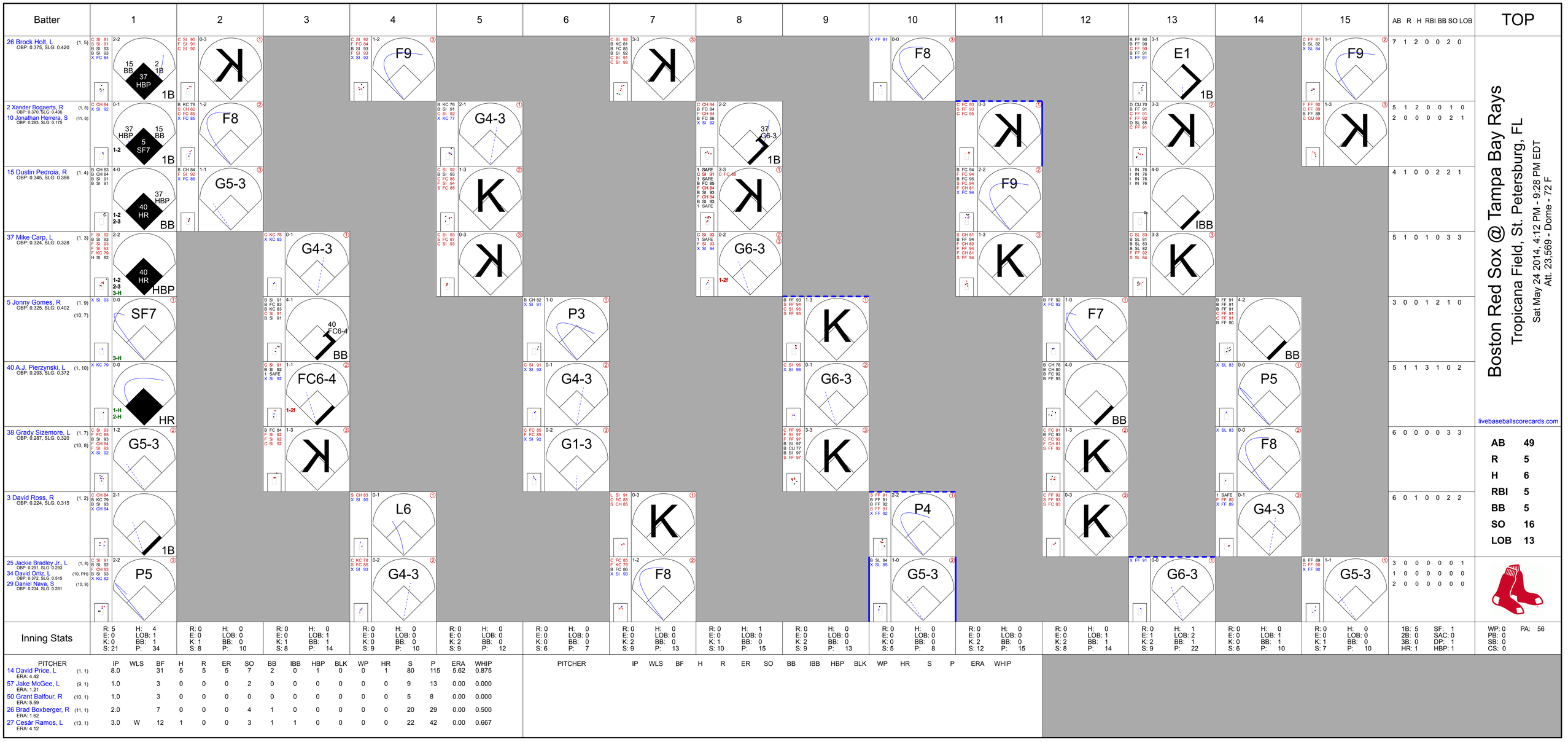
Batter
1
2
3
4
5
6
7
8
9
10
11
12
13
14
15
AB R H RBI BB SO LOB
TOP
26 Brock Holt, L (1, 5)
OBP: 0.375, SLG: 0.420
7 1 2 0 0 2 0
2 Xander Bogaerts, R (1, 6)
OBP: 0.370, SLG: 0.406
10 Jonathan Herrera, S (11, 6)
OBP: 0.283, SLG: 0.175
5 1 2 0 0 1 0
2 0 0 0 0 2 1
15 Dustin Pedroia, R (1, 4)
OBP: 0.345, SLG: 0.386
4 1 0 0 2 2 1
37 Mike Carp, L (1, 3)
OBP: 0.324, SLG: 0.328
5 1 0 1 0 3 3
5 Jonny Gomes, R (1, 9) (10, 7)
OBP: 0.325, SLG: 0.402
3 0 0 1 2 1 0
40 A.J. Pierzynski, L (1, 10)
OBP: 0.293, SLG: 0.372
5 1 1 3 1 0 2
38 Grady Sizemore, L (1, 7) (10, 8)
OBP: 0.287, SLG: 0.320
6 0 0 0 0 3 3
3 David Ross, R (1, 2)
OBP: 0.224, SLG: 0.315
6 0 1 0 0 2 2
25 Jackie Bradley Jr., L (1, 8)
OBP: 0.291, SLG: 0.253
34 David Ortiz, L (10, PH)
OBP: 0.372, SLG: 0.515
29 Daniel Nava, S (10, 9)
OBP: 0.234, SLG: 0.261
3 0 0 0 0 0 1
1 0 0 0 0 0 0
2 0 0 0 0 0 0
Boston Red Sox @ Tampa Bay Rays
Tropicana Field, St. Petersburg, FL
Sat May 24 2014, 4:12 PM - 9:28 PM EDT
Att. 23,569 - Dome - 72 F
livebaseballscorecards.com
AB 49
R 5
H 6
RBI 5
BB 5
SO 16
LOB 13
Inning Stats
1B: 5 SF: 1
2B: 0 SAC: 0
3B: 0 DP: 1
HR: 1 HBP: 1
WP: 0 PA: 56
PB: 0
SB: 0
CS: 0
PITCHER IP WLS BF H R ER SO BB IBB HBP BLK WP HR S P ERA WHIP
14 David Price, L (1, 1) ERA: 4.42 8.0 31 5 5 5 7 2 0 0 1 0 0 0 0 80 115 5.62 0.875
57 Jake McGee, L (9, 1) ERA: 1.21 1.0 3 0 0 0 2 0 0 0 0 0 0 0 9 13 0.00 0.000
50 Grant Balfour, R (10, 1) ERA: 5.59 1.0 3 0 0 0 0 0 0 0 0 0 0 0 5 8 0.00 0.000
26 Brad Boxberger, R (11, 1) ERA: 1.62 2.0 7 0 0 0 4 1 0 0 0 0 0 0 20 29 0.00 0.500
27 Cesár Ramos, L (13, 1) ERA: 4.12 3.0 W 12 1 0 0 3 1 1 0 0 0 0 0 22 42 0.00 0.667

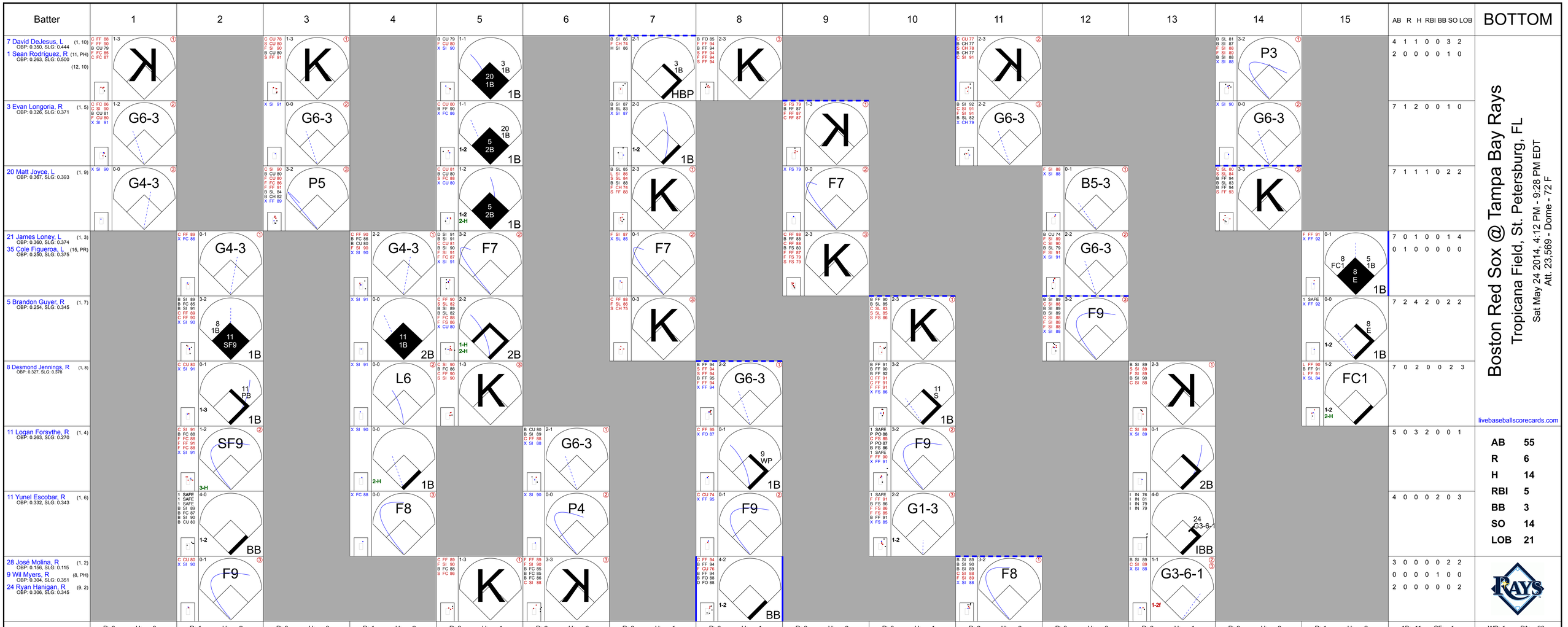
Batter
1
2
3
4
5
6
7
8
9
10
11
12
13
14
15
AB R H RBI BB SO LOB
BOTTOM
7 David DeJesus, L (1, 10) OBP: 0.350, SLG: 0.444
1 Sean Rodriguez, R (11, PH) OBP: 0.263, SLG: 0.500
(12, 10)
4 1 1 0 0 3 2
2 0 0 0 0 1 0
3 Evan Longoria, R (1, 5) OBP: 0.326, SLG: 0.371
7 1 2 0 0 1 0
20 Matt Joyce, L (1, 9) OBP: 0.367, SLG: 0.393
7 1 1 1 0 2 2
21 James Loney, L (1, 3) OBP: 0.360, SLG: 0.374
35 Cole Figueroa, L (15, PR) OBP: 0.250, SLG: 0.375
7 0 1 0 0 1 4
0 1 0 0 0 0 0
5 Brandon Guyer, R (1, 7) OBP: 0.254, SLG: 0.345
7 2 4 2 0 2 2
8 Desmond Jennings, R (1, 8) OBP: 0.327, SLG: 0.378
7 0 2 0 0 2 3
11 Logan Forsythe, R (1, 4) OBP: 0.263, SLG: 0.270
5 0 3 2 0 0 1
11 Yunel Escobar, R (1, 6) OBP: 0.332, SLG: 0.343
4 0 0 0 2 0 3
28 José Molina, R (1, 2) OBP: 0.150, SLG: 0.115
9 Wil Myers, R (8, PH) OBP: 0.304, SLG: 0.351
24 Ryan Hanigan, R (9, 2) OBP: 0.306, SLG: 0.345
3 0 0 0 0 2 2
0 0 0 0 1 0 0
2 0 0 0 0 0 2
Boston Red Sox @ Tampa Bay Rays
Tropicana Field, St. Petersburg, FL
Sat May 24 2014, 4:12 PM - 9:28 PM EDT
Att. 23,569 - Dome - 72 F
livebaseballscorecards.com
AB 55
R 6
H 14
RBI 5
BB 3
SO 14
LOB 21
Inning Stats
1: R: 0 E: 0 K: 1 S: 9 | H: 0 LOB: 0 BB: 0 P: 11
2: R: 1 E: 0 K: 0 S: 14 | H: 2 LOB: 2 BB: 1 P: 22
3: R: 0 E: 0 K: 1 S: 10 | H: 0 LOB: 0 BB: 0 P: 14
4: R: 1 E: 0 K: 0 S: 7 | H: 2 LOB: 1 BB: 0 P: 9
5: R: 3 E: 0 K: 2 S: 22 | H: 4 LOB: 1 BB: 0 P: 32
6: R: 0 E: 0 K: 1 S: 6 | H: 0 LOB: 0 BB: 0 P: 11
7: R: 0 E: 0 K: 2 S: 11 | H: 1 LOB: 2 BB: 0 P: 17
8: R: 0 E: 0 K: 1 S: 14 | H: 1 LOB: 2 BB: 1 P: 22
9: R: 0 E: 0 K: 2 S: 9 | H: 0 LOB: 0 BB: 0 P: 12
10: R: 0 E: 0 K: 1 S: 16 | H: 1 LOB: 1 BB: 0 P: 24
11: R: 0 E: 0 K: 1 S: 9 | H: 0 LOB: 0 BB: 0 P: 16
12: R: 0 E: 0 K: 0 S: 11 | H: 0 LOB: 0 BB: 0 P: 16
13: R: 0 E: 0 K: 1 S: 7 | H: 1 LOB: 1 BB: 1 P: 14
14: R: 0 E: 0 K: 1 S: 7 | H: 0 LOB: 0 BB: 0 P: 13
15: R: 1 E: 1 K: 0 S: 6 | H: 2 LOB: 2 BB: 0 P: 7
1B: 11 2B: 3 3B: 0 HR: 0
SF: 1 SAC: 0 DP: 1 HBP: 1
PA: 60
WP: 1 PB: 1 SB: 1 CS: 0
PITCHER IP WLS BF H R ER SO BB IBB HBP BLK WP HR S P ERA WHIP
44 Jake Peavy, R (1, 1) 6.0 27 8 5 5 1 0 0 0 0 0 68 99 7.50 1.500
ERA: 4.65
32 Craig Breslow, L (7, 1) 1.0 5 1 0 0 2 0 0 1 0 0 0 11 17 0.00 1.000
ERA: 2.87
36 Junichi Tazawa, R (8, 1) 1.0 5 1 0 0 1 1 0 0 0 1 0 14 22 0.00 2.000
ERA: 2.53
19 Koji Uehara, R (9, 1) 1.0 3 0 0 0 2 0 0 0 0 0 0 9 12 0.00 0.000
ERA: 0.96
54 Edward Mujica, R (10, 1) 1.0 4 1 0 0 0 1 0 0 0 0 0 16 24 0.00 1.000
ERA: 7.56
PITCHER IP WLS BF H R ER SO BB IBB HBP BLK WP HR S P ERA WHIP
55 Chris Capuano, L (11, 1) 1.2 5 0 0 0 1 0 0 0 0 0 0 15 24 0.00 0.000
ERA: 2.08
35 Burke Badenhop, R (12, 1) 2.0 7 1 0 0 1 0 1 0 0 0 0 16 29 0.00 0.500
ERA: 2.2
30 Andrew Miller, L (14, 1) 0.1 L 4 2 1 0 1 0 0 0 0 0 0 9 13 0.00 6.000
ERA: 2.86

# Boston Red Sox @ Tampa Bay Rays

Tropicana Field, St. Petersburg, FL

Sun May 25 2014, 1:44 PM - 5:09 PM EDT

Att. 26,199 - Dome - 72 F

TOP

livebaseballscorecards.com

| Batter | 1 | 2 | 3 | 4 | 5 | 6 | 7 | 8 | 9 | AB | R | H | RBI | BB | SO | LOB |
|---|---|---|---|---|---|---|---|---|---|---|---|---|---|---|---|---|
| 26 Brock Holt, L (1, 5)<br>OBP: 0.361, SLG: 0.407 | B FF 91<br>C FF 90<br>F FF 91<br>F FS 85<br>F FF 92<br>F FS 84<br>X FF 92<br>1-2 F8 ① | | S FS 85<br>B FF 89<br>B FF 92<br>F FF 91<br>B FF 90<br>F FS 85<br>X FF 92<br>3-2 SF9 ②<br>2-3<br>3-H | | C SL 84<br>F SL 84<br>B FF 91<br>S FS 84<br>1-3 K ② | | C CU 76<br>S FS 82<br>X FF 90<br>0-2 G3-1 ② | | B SL 76<br>X FF 94<br>1-0 2 DI 2 1B 1B<br>2-3 | 4 | 1 | 1 | 1 | 0 | 1 | 1 |
| 2 Xander Bogaerts, R (1, 6)<br>OBP: 0.376, SLG: 0.414 | C FC 84<br>B FS 86<br>F SL 83<br>F FF 92<br>S FF 92<br>1-3 K ② | | B FC 85<br>F FC 86<br>S FS 85<br>X FF 92<br>1-2 F9 ③ | | B FF 89<br>H FF 89<br>2-0 15 FC6-4 HBP | | C CU 77<br>F CU 78<br>X FF 89<br>0-2 15 WP 2B | | B SL 75<br>X FF 94<br>1-0 15 DI 1B<br>1-H<br>3-H | 4 | 0 | 2 | 2 | 0 | 1 | 1 |
| 15 Dustin Pedroia, R (1, 4)<br>OBP: 0.342, SLG: 0.381 | C FF 92<br>B FC 84<br>X FC 86<br>1-1 G4-3 ③ | | | C SL 82<br>F FS 84<br>F FC 88<br>B FF 91<br>X FF 88<br>1-2 37 BB 1B | C FC 84<br>B FF 91<br>B FF 92<br>F FF 91<br>F FF 91<br>X FF 91<br>2-2 FC6-4 ③<br>1-2f | | B CU 78<br>B FS 80<br>C CU 78<br>F FF 90<br>F FS 82<br>X FF 91<br>2-2 F9 ③<br>2-3 | | C CU 81<br>S FF 92<br>B FF 91<br>D SL 83<br>X CU 82<br>2-2 G5-3 ③<br>1-2 | 5 | 0 | 1 | 0 | 0 | 0 | 4 |
| 34 David Ortiz, L (1, 10)<br>OBP: 0.365, SLG: 0.503 | | C FF 91<br>C FC 85<br>B FS 84<br>B FC 87<br>F FF 92<br>F FS 85<br>X FS 84<br>2-2 G4-3 ① | | B FF 90<br>B FC 88<br>S FS 84<br>B FF 90<br>X FF 90<br>3-1 F8 ① | | B FF 90<br>F FF 90<br>B FF 91<br>B FS 83<br>X FF 91<br>3-1 F8 ① | | C FF 92<br>C CH 85<br>B CH 85<br>T FF 94<br>1-2 K ① | | 4 | 0 | 0 | 0 | 0 | 1 | 1 |
| 37 Mike Carp, L (1, 3)<br>(7, 7)<br>OBP: 0.319, SLG: 0.313 | | X FS 85<br>0-0 F8 ② | | B SI 90<br>C FS 82<br>F FS 82<br>F FS 84<br>F FC 88<br>1 SAFE<br>1 SAFE<br>B FS 82<br>F FF 90<br>4-2 BB<br>B FF 89<br>B FS 83<br>1-2 | | C CU 68<br>S FF 90<br>0-3 K ② | | B FF 93<br>F FF 92<br>X CH 84<br>1-1 F8 ② | | 3 | 0 | 0 | 0 | 1 | 1 | 0 |
| 29 Daniel Nava, S (1, 9)<br>OBP: 0.222, SLG: 0.247 | | C FF 92<br>C FF 92<br>C FF 91<br>0-3 K ③ | | B CU 67<br>B CU 65<br>C FS 81<br>F FF 90<br>F FF 90<br>X FF 89<br>2-2 L4 ② | | B FF 91<br>X FS 83<br>1-0 G3 ③ | | B CH 85<br>X FF 92<br>1-0 F8 ③ | | 4 | 0 | 0 | 0 | 0 | 1 | 2 |
| 40 A.J. Pierzynski, L (1, 2)<br>OBP: 0.305, SLG: 0.397 | | | B FS 84<br>F SI 91<br>F FF 90<br>B FF 90<br>F FS 86<br>X FC 88<br>2-2 38 2B 26 SF9 1B | D FS 84<br>F FS 84<br>B CU 70<br>F FF 90<br>F FF 90<br>X FF 89<br>2-2 L4 ③ | | | B CU 77<br>B CU 76<br>T FF 91<br>F FF 90<br>B FS 82<br>F FF 90<br>X FF 91<br>3-2 5 HR 2B | | X FF 93<br>0-0 26 1B 2 1B 2B | 4 | 3 | 3 | 0 | 0 | 0 | 2 |
| 38 Grady Sizemore, L (1, 7)<br>(7, 8)<br>OBP: 0.293, SLG: 0.341 | | | X FS 86<br>0-0 26 SF9 1-3 2B | | C FS 82<br>B CU 69<br>F FS 83<br>F FF 91<br>X FF 91<br>1-2 25 G3-1 2B | | C CU 77<br>F FS 82<br>B FF 90<br>S FF 90<br>1-3 K ① | | C SL 75<br>X FS 79<br>0-1 F7 ① | 4 | 0 | 2 | 0 | 0 | 1 | 2 |
| 25 Jackie Bradley Jr., L (1, 8)<br>OBP: 0.288, SLG: 0.289<br>5 Jonny Gomes, R (7, PH)<br>OBP: 0.331, SLG: 0.437<br>(7, 7)<br>10 Jonathan Herrera, S (7, 3)<br>OBP: 0.277, SLG: 0.171 | | | C FS 85<br>C FC 89<br>B FF 92<br>S FS 85<br>1-3 K ① | | C FF 90<br>X FS 83<br>0-1 G3-1 ①<br>2-3 | | C CU 78<br>D FF 90<br>F FF 90<br>X FF 91<br>1-2 HR<br>2-H | | C FF 94<br>C FS 80<br>T FF 95<br>0-2 K ② | 2<br>1<br>1 | 0<br>1<br>0 | 0<br>1<br>0 | 0<br>2<br>0 | 0<br>0<br>0 | 1<br>0<br>1 | 3<br>0<br>1 |

| Inning Stats | 1 | 2 | 3 | 4 | 5 | 6 | 7 | 8 | 9 | 1B | SF | WP | PA |
|---|---|---|---|---|---|---|---|---|---|---|---|---|---|
| | R: 0<br>E: 0<br>K: 1<br>S: 12<br>H: 0<br>LOB: 0<br>BB: 0<br>P: 15 | R: 0<br>E: 0<br>K: 1<br>S: 9<br>H: 0<br>LOB: 0<br>BB: 0<br>P: 11 | R: 1<br>E: 0<br>K: 1<br>S: 15<br>H: 2<br>LOB: 1<br>BB: 0<br>P: 22 | R: 0<br>E: 0<br>K: 0<br>S: 19<br>H: 1<br>LOB: 2<br>BB: 1<br>P: 31 | R: 0<br>E: 0<br>K: 1<br>S: 13<br>H: 1<br>LOB: 2<br>BB: 0<br>P: 19 | R: 0<br>E: 0<br>K: 1<br>S: 6<br>H: 0<br>LOB: 0<br>BB: 0<br>P: 10 | R: 2<br>E: 0<br>K: 1<br>S: 20<br>H: 3<br>LOB: 1<br>BB: 0<br>P: 27 | R: 0<br>E: 0<br>K: 1<br>S: 6<br>H: 0<br>LOB: 0<br>BB: 0<br>P: 9 | R: 2<br>E: 0<br>K: 1<br>S: 11<br>H: 3<br>LOB: 1<br>BB: 0<br>P: 15 | 1B: 4<br>2B: 5<br>3B: 0<br>HR: 1 | SF: 1<br>SAC: 0<br>DP: 0<br>HBP: 1 | WP: 1<br>PB: 0<br>SB: 0<br>CS: 0 | PA: 39 |

| PITCHER | | IP | WLS | BF | H | R | ER | SO | BB | IBB | HBP | BLK | WP | HR | S | P | ERA | WHIP |
|---|---|---|---|---|---|---|---|---|---|---|---|---|---|---|---|---|---|---|
| 23 Jake Odorizzi, R<br>ERA: 4.56 | (1, 1) | 6.0 | | 24 | 4 | 1 | 1 | 5 | 1 | 0 | 1 | 0 | 0 | 0 | 74 | 108 | 1.50 | 0.833 |
| 62 Joel Peralta, R<br>ERA: 5.24 | (7, 1) | 1.0 | W | 6 | 3 | 2 | 2 | 1 | 0 | 0 | 0 | 0 | 1 | 1 | 20 | 27 | 18.00 | 3.000 |
| 46 Juan Carlos Oviedo, R<br>ERA: 1.62 | (8, 1) | 1.0 | | 3 | 0 | 0 | 0 | 1 | 0 | 0 | 0 | 0 | 0 | 0 | 6 | 9 | 0.00 | 0.000 |
| 52 Josh Lueke, R<br>ERA: 5.27 | (9, 1) | 0.2 | | 5 | 3 | 2 | 2 | 1 | 0 | 0 | 0 | 0 | 0 | 0 | 8 | 10 | 27.00 | 4.500 |
| 50 Grant Balfour, R<br>ERA: 5.49 | (9, 1) | 0.1 | S | 1 | 0 | 0 | 0 | 0 | 0 | 0 | 0 | 0 | 0 | 0 | 3 | 5 | 0.00 | 0.000 |

| PITCHER | | IP | WLS | BF | H | R | ER | SO | BB | IBB | HBP | BLK | WP | HR | S | P | ERA | WHIP |
|---|---|---|---|---|---|---|---|---|---|---|---|---|---|---|---|---|---|---|

| | |
|---|---|
| AB | 36 |
| R | 5 |
| H | 10 |
| RBI | 5 |
| BB | 1 |
| SO | 8 |
| LOB | 17 |

# Boston Red Sox @ Tampa Bay Rays

Tropicana Field, St. Petersburg, FL

Sun May 25 2014, 1:44 PM - 5:09 PM EDT

Att. 26,199 - Dome - 72 F

livebaseballscorecards.com

## BOTTOM

| Batter | 1 | 2 | 3 | 4 | 5 | 6 | 7 | 8 | 9 | AB | R | H | RBI | BB | SO | LOB |
|---|---|---|---|---|---|---|---|---|---|---|---|---|---|---|---|---|
| 7 David DeJesus, L (1, 7)<br>OBP: 0.349, SLG: 0.450<br>8 Desmond Jennings, R (7, PH)<br>OBP: 0.328, SLG: 0.376 (8, 8) | B FF 88<br>F FF 90<br>B FF 90<br>T FF 91<br>S FF 92<br>2-3 ① **K** | | C FF 91<br>B CH 86<br>B FC 88<br>C FF 92<br>F FF 92<br>B KC 76<br>X FF 93<br>3-2 ③ **G3-1** | | B FF 88<br>X FF 89<br>1-0<br>3<br>1B<br>9<br>FC5-4<br>2B | | B SL 83<br>C SI 85<br>B CH 77<br>B SI 86<br>B FF 87<br>4-1<br>3<br>1B<br>1<br>HR<br>BB | C SL 82<br>S SL 85<br>B SL 82<br>F FS 84<br>F FS 84<br>F FF 91<br>S FS 86<br>1-3 ① **K** | | 3<br>1 | 1<br>1 | 1<br>0 | 0<br>0 | 0<br>1 | 1<br>1 | 0<br>0 |
| 3 Evan Longoria, R (1, 5)<br>OBP: 0.332, SLG: 0.392 | C FF 91<br>C KC 77<br>S KC 78<br>0-3 ② **K** | | | X FF 90<br>0-0 **HR** | B KC 74<br>C CH 86<br>D CH 87<br>F FF 91<br>X KC 76<br>2-2<br>9<br>FC5-4<br>20<br>BB<br>2-3<br>1B | | C SL 84<br>1 SAFE<br>S SL 83<br>X FF 88<br>0-2<br>1<br>HR<br>1-3<br>1B | C SL 88<br>S FS 84<br>X FS 83<br>0-2 ② **F9** | | 5 | 2 | 3 | 1 | 0 | 1 | 0 |
| 20 Matt Joyce, L (1, 10)<br>OBP: 0.367, SLG: 0.387<br>1 Sean Rodríguez, R (7, PH)<br>OBP: 0.273, SLG: 0.548 (8, 10)<br>24 Ryan Hanigan, R (8, PH)<br>OBP: 0.304, SLG: 0.342 (9, 10) | B SI 92<br>B FF 92<br>B FF 91<br>S FF 91<br>C FF 91<br>X FF 92<br>3-2 ③ **G6-3** | | | S FC 86<br>B KC 76<br>F KC 76<br>B FC 87<br>B FC 86<br>F FC 86<br>F FF 91<br>X FF 91<br>3-2 ① **F7** | B KC 74<br>D FC 86<br>B SI 90<br>C SI 90<br>B KC 76<br>4-1<br>9<br>FC5-4<br>1-2<br>BB | | F SL 84<br>X CH 76<br>0-1<br>1-H<br>3-H<br>HR | S SL 87<br>B SL 84<br>C SL 85<br>X FS 85<br>1-2 ③ **F7** | | 2<br>1<br>1 | 0<br>1<br>0 | 0<br>1<br>0 | 0<br>3<br>0 | 1<br>0<br>0 | 0<br>0<br>0 | 0<br>0<br>0 |
| 9 Wil Myers, R (1, 9)<br>OBP: 0.303, SLG: 0.346 | | S FC 86<br>B FF 92<br>S FF 92<br>X FF 92<br>1-2 ① **F8** | | B KC 75<br>B CH 86<br>B FF 91<br>F FF 89<br>C FF 91<br>D FF 92<br>4-2<br>5<br>1B<br>11<br>1B<br>BB | B CH 86<br>X CH 84<br>1-0 ②<br>**FC5-4**<br>21<br>FC6<br>1-2f<br>2-3<br>3-H | | F SL 84<br>X SL 84<br>0-1 ① **F9** | | | 3 | 1 | 0 | 1 | 1 | 0 | 2 |
| 21 James Loney, L (1, 3)<br>OBP: 0.358, SLG: 0.372 | | X SI 92<br>0-0 ② **F7** | | X FF 90<br>0-0 ② **L8** | B SI 91<br>B SI 89<br>1 SAFE<br>F SI 91<br>F SI 90<br>F SI 91<br>X SI 91<br>2-2 ③ **FC6**<br>1-2f | | C SI 88<br>X SI 87<br>0-1<br>5<br>1B<br>11<br>2B<br>1B | | | 4 | 1 | 1 | 0 | 0 | 0 | 3 |
| 5 Brandon Guyer, R (1, 8)<br>OBP: 0.286, SLG: 0.361 (8, 7) | | B FF 91<br>B SI 92<br>B FF 91<br>B FF 91<br>4-0<br>11<br>S<br>BB | | X FF 90<br>0-0<br>11<br>1B<br>1-3<br>1B | | C CU 82<br>X CU 83<br>0-1 ① **G5-3** | F SI 87<br>C SL 84<br>B SL 85<br>X CH 76<br>1-2<br>11<br>2B<br>1-2<br>1B | | | 3 | 1 | 2 | 0 | 1 | 0 | 0 |
| 11 Logan Forsythe, R (1, 4)<br>OBP: 0.262, SLG: 0.269 (8, 6) | | C FF 90<br>F FF 91<br>B KC 76<br>F KC 78<br>X FF 92<br>1-2 ③ **G4-3**<br>1-2 | | D KC 78<br>X FF 90<br>1-0<br>1-2<br>3-H<br>1B | | B FC 92<br>C CU 81<br>X CU 81<br>1-1 ② **F9** | X SL 84<br>0-0 ② **P6** | | | 4 | 0 | 1 | 1 | 0 | 0 | 3 |
| 11 Yunel Escobar, R (1, 6)<br>OBP: 0.335, SLG: 0.349<br>35 Cole Figueroa, L (7, PR)<br>OBP: 0.250, SLG: 0.375 (8, 4) | | | C FF 90<br>B FC 88<br>X FC 87<br>1-1 ① **F8** | B FC 84<br>B FC 86<br>X FF 90<br>2-0 ③ **P4** | | B FC 93<br>B FF 92<br>B FC 92<br>B SL 90<br>4-0<br>BB | B SI 87<br>C SL 84<br>X SL 84<br>1-1<br>1-H<br>2-H<br>2B | | | 3<br>0 | 0<br>0 | 1<br>0 | 2<br>0 | 1<br>0 | 0<br>0 | 2<br>0 |
| 28 José Molina, R (1, 2)<br>OBP: 0.147, SLG: 0.108 | | | S FC 88<br>S FF 92<br>C FF 92<br>0-3 ② **K** | | B FF 89<br>C CH 86<br>C KC 75<br>B KC 77<br>X FC 86<br>2-2 ① **P3** | 1 SAFE<br>S CU 82<br>S CU 80<br>X FC 92<br>0-2 ③ **G4-3** | C SL 82<br>B SL 81<br>B SL 82<br>S FF 89<br>X SL 83<br>2-2 ③ **G6-3**<br>2-3 | | | 4 | 0 | 0 | 0 | 0 | 1 | 2 |
| Inning Stats | R: 0<br>E: 0<br>K: 2<br>S: 9<br>H: 0<br>LOB: 0<br>BB: 0<br>P: 14 | R: 0<br>E: 0<br>K: 0<br>S: 8<br>H: 0<br>LOB: 1<br>BB: 1<br>P: 14 | R: 0<br>E: 0<br>K: 1<br>S: 9<br>H: 0<br>LOB: 0<br>BB: 0<br>P: 13 | R: 2<br>E: 0<br>K: 0<br>S: 12<br>H: 3<br>LOB: 2<br>BB: 1<br>P: 22 | R: 1<br>E: 0<br>K: 0<br>S: 13<br>H: 2<br>LOB: 2<br>BB: 1<br>P: 25 | R: 0<br>E: 0<br>K: 0<br>S: 7<br>H: 0<br>LOB: 1<br>BB: 1<br>P: 12 | R: 5<br>E: 0<br>K: 0<br>S: 19<br>H: 5<br>LOB: 1<br>BB: 1<br>P: 27 | R: 0<br>E: 0<br>K: 1<br>S: 12<br>H: 0<br>LOB: 0<br>BB: 0<br>P: 14 | | 1B: 6<br>2B: 2<br>3B: 0<br>HR: 2<br>SF: 0<br>SAC: 0<br>DP: 0<br>HBP: 0 | | | | | WP: 0<br>PB: 0<br>SB: 1<br>CS: 0 | PA: 39 |

| | AB | 34 |
|---|---|---|
| | R | 8 |
| | H | 10 |
| | RBI | 8 |
| | BB | 5 |
| | SO | 4 |
| | LOB | 12 |

| PITCHER | IP | WLS | BF | H | R | ER | SO | BB | IBB | HBP | BLK | WP | HR | S | P | ERA | WHIP |
|---|---|---|---|---|---|---|---|---|---|---|---|---|---|---|---|---|---|
| 67 Brandon Workman, R (1, 1)<br>ERA: 3.18 | 5.0 | | 23 | 5 | 3 | 3 | 3 | 3 | 0 | 0 | 0 | 0 | 1 | 51 | 88 | 5.40 | 1.600 |
| 52 Alex Wilson, R (6, 1)<br>ERA: | 1.0 | | 4 | 0 | 0 | 0 | 0 | 1 | 0 | 0 | 0 | 0 | 0 | 7 | 12 | 0.00 | 1.000 |
| 32 Craig Breslow, L (7, 1)<br>ERA: 5.51 | 0.2 | L | 8 | 5 | 5 | 5 | 0 | 1 | 0 | 0 | 0 | 0 | 1 | 16 | 22 | 67.50 | 9.000 |
| 54 Edward Mujica, R (7, 1)<br>ERA: 7.0 | 1.1 | | 4 | 0 | 0 | 0 | 1 | 0 | 0 | 0 | 0 | 0 | 0 | 15 | 19 | 0.00 | 0.000 |

| PITCHER | IP | WLS | BF | H | R | ER | SO | BB | IBB | HBP | BLK | WP | HR | S | P | ERA | WHIP |
|---|---|---|---|---|---|---|---|---|---|---|---|---|---|---|---|---|---|

| Batter | 1 | 2 | 3 | 4 | 5 | 6 | 7 | 8 | 9 | AB | R | H | RBI | BB | SO | LOB |
|---|---|---|---|---|---|---|---|---|---|---|---|---|---|---|---|---|
| 7 David DeJesus, L (1, 10)<br>OBP: 0.358, SLG: 0.474 | B FF 90<br>B FF 91<br>B FF 91<br>C FF 90<br>C FF 91<br>X FF 91<br>3-2 ① F7 | | B CH 89<br>X FF 91<br>1-0 HR | B SL 85<br>F SI 91<br>B SL 83<br>X FF 92<br>2-1 ③ L8 | | B SL 78<br>F SI 93<br>C SI 94<br>B SI 96<br>X SI 94<br>2-2 ③ 1B | | D CH 83<br>B SI 91<br>B SI 91<br>B SI 90<br>4-0<br>1-2 BB | | 4 | 1 | 2 | 1 | 1 | 0 | 0 |
| 3 Evan Longoria, R (1, 5)<br>OBP: 0.333, SLG: 0.389 | F FF 90<br>B FF 90<br>S FF 92<br>X FF 92<br>1-2 ② F8 | | F FF 90<br>B FF 91<br>B SL 85<br>B SL 84<br>B FF 92<br>4-1<br>8 1B 20 S 21 SF7 BB | | X FF 90<br>0-0 ① F9 | | C SI 92<br>S CH 81<br>X SI 94<br>0-2<br>8 BB 1B | B SI 93<br>X SI 92<br>1-0 ③ L9 | | 4 | 1 | 1 | 0 | 1 | 0 | 2 |
| 20 Matt Joyce, L (1, 7)<br>OBP: 0.376, SLG: 0.396<br>11 Logan Forsythe, R (9, PH)<br>OBP: 0.260, SLG: 0.266 | B CH 83<br>B FF 92<br>B FF 91<br>C FF 90<br>F FF 92<br>B FF 92<br>4-2<br>8 FC6-4 BB | | B SI 90<br>B FF 91<br>B CH 84<br>C FF 91<br>B CH 83<br>4-1<br>21 SF7 8 1B<br>1-2 BB | | B SL 83<br>B SL 85<br>C FF 90<br>F FF 91<br>X FF 90<br>2-2<br>8 HR 2B | | F SI 94<br>F SI 93<br>B SI 94<br>C SL 79<br>1-3 ① K | | C FF 94<br>B CU 76<br>C FF 94<br>C FF 94<br>1-3 ① K | 2<br>1 | 1<br>0 | 1<br>0 | 0<br>0 | 2<br>0 | 1<br>1 | 1<br>0 |
| 8 Desmond Jennings, R (1, 8)<br>OBP: 0.335, SLG: 0.395 | B FF 91<br>X FF 90<br>1-0 ③ FC6-4<br>1-2f | | C FF 92<br>X SL 85<br>0-1<br>21 SF7<br>1-2<br>2-3 1B | | X FF 92<br>0-0<br>2-H HR | | B CH 84<br>F SI 93<br>B SI 93<br>B SI 93<br>B SI 93<br>4-1<br>1-2 BB | | B FF 94<br>X FF 94<br>1-0 ② G5-3 | 4 | 1 | 2 | 2 | 1 | 0 | 1 |
| 21 James Loney, L (1, 3)<br>OBP: 0.354, SLG: 0.385 | | X CH 88<br>0-0 ① G4-3 | B FF 91<br>C FF 91<br>X FF 91<br>1-1 ② SF7<br>1-2<br>2-3<br>3-H | | B FF 90<br>F CH 84<br>B FF 92<br>F FF 91<br>B SL 87<br>F FF 92<br>X FF 91<br>3-2<br>HR | | C SI 93<br>S SL 78<br>X SL 79<br>0-2 ② P5 | | B SL 86<br>X FF 95<br>1-0 ③ G3 | 4 | 1 | 1 | 2 | 0 | 0 | 2 |
| 9 Wil Myers, R (1, 9)<br>OBP: 0.307, SLG: 0.346 | | C SL 84<br>X FF 90<br>0-1 ② G5-3 | B SL 85<br>B SL 86<br>B SL 84<br>I IN 61<br>4-0<br>IBB | | T SL 86<br>F FF 91<br>X SL 86<br>0-2 ② 1B | | X CH 81<br>0-0 ③ G6-3 | | | 3 | 0 | 1 | 0 | 1 | 0 | 2 |
| 35 Cole Figueroa, L (1, 4)<br>OBP: 0.250, SLG: 0.333 | | B FF 90<br>B CH 89<br>C CH 89<br>X CH 88<br>2-1<br>1B | F SL 85<br>F FF 92<br>F FF 92<br>B SL 86<br>X SL 85<br>1-2 ③ G4-3 | | C CH 83<br>X FF 90<br>0-1 ③ F7 | | | S SI 91<br>B CH 84<br>F SI 92<br>B SI 92<br>X SI 93<br>2-2 ① F8 | | 4 | 0 | 1 | 0 | 0 | 0 | 3 |
| 11 Yunel Escobar, R (1, 6)<br>OBP: 0.333, SLG: 0.347 | | C FF 90<br>S FF 92<br>X FF 92<br>0-2 ③ G6-3 | | B SL 86<br>C FF 91<br>X FF 91<br>1-1 ① F9 | | C SI 93<br>X SI 92<br>0-1 ① G1-3 | | X SI 92<br>0-0<br>7 BB 1B | | 4 | 0 | 1 | 0 | 0 | 0 | 1 |
| 24 Ryan Hanigan, R (1, 2)<br>OBP: 0.299, SLG: 0.336<br>28 José Molina, R (6, PH)<br>OBP: 0.143, SLG: 0.104<br>(6, 2) | | | X CH 88<br>0-0 ① F9 | C FF 90<br>C SL 86<br>B FF 92<br>X SL 86<br>1-2 ② G6-3 | | B SI 93<br>B SI 94<br>C SI 93<br>B SI 94<br>S SI 93<br>F SI 93<br>C SI 95<br>3-3 ② K | | B SI 92<br>F SI 91<br>F SI 91<br>S SL 83<br>1-3 ② K | | 2<br>2 | 0<br>0 | 0<br>0 | 0<br>0 | 0<br>0 | 0<br>2 | 0<br>1 |
| Inning Stats | R: 0<br>E: 0<br>K: 0<br>S: 9<br>H: 0<br>LOB: 1<br>BB: 1<br>P: 18 | R: 0<br>E: 0<br>K: 0<br>S: 8<br>H: 1<br>LOB: 1<br>BB: 0<br>P: 10 | R: 2<br>E: 0<br>K: 0<br>S: 12<br>H: 2<br>LOB: 3<br>BB: 3<br>P: 27 | R: 0<br>E: 0<br>K: 0<br>S: 7<br>H: 0<br>LOB: 0<br>BB: 0<br>P: 11 | R: 3<br>E: 0<br>K: 0<br>S: 14<br>H: 4<br>LOB: 0<br>BB: 0<br>P: 19 | R: 0<br>E: 0<br>K: 1<br>S: 9<br>H: 1<br>LOB: 1<br>BB: 0<br>P: 14 | R: 0<br>E: 0<br>K: 1<br>S: 11<br>H: 1<br>LOB: 2<br>BB: 1<br>P: 16 | R: 0<br>E: 0<br>K: 1<br>S: 8<br>H: 1<br>LOB: 2<br>BB: 1<br>P: 16 | R: 0<br>E: 0<br>K: 1<br>S: 5<br>H: 0<br>LOB: 0<br>BB: 0<br>P: 8 | 1B: 6<br>2B: 1<br>3B: 0<br>HR: 3 | SF: 1<br>SAC: 0<br>DP: 0<br>HBP: 0 | | | | | |

| PITCHER | | IP | WLS | BF | H | R | ER | SO | BB | IBB | HBP | BLK | WP | HR | S | P | ERA | WHIP |
|---|---|---|---|---|---|---|---|---|---|---|---|---|---|---|---|---|---|---|
| 36 Drew Hutchison, R<br>ERA: 3.88 | (1, 1) | 5.0 | W | 25 | 7 | 5 | 5 | 0 | 3 | 1 | 0 | 0 | 0 | 3 | 50 | 85 | 9.00 | 2.000 |
| 62 Aaron Loup, L<br>ERA: 2.96 | (6, 1) | 2.0 | | 8 | 2 | 0 | 0 | 2 | 1 | 0 | 0 | 0 | 0 | 0 | 20 | 30 | 0.00 | 1.500 |
| 58 Todd Redmond, R<br>ERA: 3.24 | (8, 1) | 1.0 | | 5 | 1 | 0 | 0 | 1 | 1 | 0 | 0 | 0 | 0 | 0 | 8 | 16 | 0.00 | 2.000 |
| 59 Rob Rasmussen, L<br>ERA: | (9, 1) | 1.0 | | 3 | 0 | 0 | 0 | 1 | 0 | 0 | 0 | 0 | 0 | 0 | 5 | 8 | 0.00 | 0.000 |

| PITCHER | IP | WLS | BF | H | R | ER | SO | BB | IBB | HBP | BLK | WP | HR | S | P | ERA | WHIP |
|---|---|---|---|---|---|---|---|---|---|---|---|---|---|---|---|---|---|

# TOP

## Tampa Bay Rays @ Toronto Blue Jays

Rogers Centre, Toronto, ON

Mon May 26 2014, 7:10 PM - 10:06 PM EDT

Att. 15,616 - Cloudy - 81 F

livebaseballscorecards.com

| | |
|---|---|
| AB | 34 |
| R | 5 |
| H | 10 |
| RBI | 5 |
| BB | 6 |
| SO | 4 |
| LOB | 13 |

PA: 41

WP: 0
PB: 0
SB: 1
CS: 0

| Batter | 1 | 2 | 3 | 4 | 5 | 6 | 7 | 8 | 9 | AB | R | H | RBI | BB | SO | LOB |
|---|---|---|---|---|---|---|---|---|---|---|---|---|---|---|---|---|
| 7 José Reyes, S (1, 6)<br>OBP: 0.321, SLG: 0.415 | B FF 88<br>X FF 88<br>1-0<br>53<br>2B<br>1B | C CH 74<br>X FF 91<br>0-1 ③<br>P3 | | B FF 89<br>F FF 89<br>F FF 89<br>X CU 71<br>1-2 ②<br>G4-3<br>2-3 | B FF 95<br>B FF 95<br>B FF 94<br>B FF 94<br>4-0<br>1-2<br>2-3<br>3-H<br>BB | | S CH 86<br>X FF 95<br>0-1 ②<br>F8 | | | 4 | 1 | 1 | 1 | 1 | 0 | 2 |
| 53 Melky Cabrera, S (1, 7)<br>OBP: 0.366, SLG: 0.514 | B CH 72<br>B CH 72<br>F FF 90<br>X CH 72<br>2-1<br>19<br>1B<br>1-H<br>2B | | C FF 89<br>X SI 89<br>0-1<br>1B | X SI 90<br>0-0<br>3-H<br>1B | B FF 95<br>C FF 94<br>X FF 95<br>1-1 ②<br>SF8<br>2-3<br>3-H | | B FF 95<br>B CH 86<br>B CH 85<br>B FF 94<br>4-0<br>BB | | | 3 | 1 | 3 | 3 | 1 | 0 | 0 |
| 19 José Bautista, R (1, 10)<br>OBP: 0.421, SLG: 0.524 | B FF 89<br>X SI 90<br>1-0 ①<br>2-H<br>1B | | B FF 89<br>X FF 90<br>1-0 ①<br>F8 | B CU 75<br>B SI 89<br>B CU 72<br>F FF 90<br>C CU 73<br>F CU 73<br>S FF 90<br>3-3 ③<br>K | F FF 96<br>1 SAFE<br>F FC 86<br>F FF 96<br>B FC 87<br>X CH 88<br>1-2 ③<br>F8 | | X FF 95<br>0-0 ③<br>F7 | | | 5 | 0 | 1 | 1 | 0 | 1 | 6 |
| 10 Edwin Encarnación, R (1, 3)<br>OBP: 0.338, SLG: 0.574 | S FF 89<br>F FF 90<br>B FF 89<br>B FF 90<br>F FF 91<br>B CU 74<br>X FC 89<br>3-2<br>13<br>1B<br>1B | | X CH 74<br>0-0 ②<br>F7 | | C FF 88<br>B SI 88<br>B SI 88<br>C CU 72<br>X FF 89<br>2-2<br>13<br>WP<br>13<br>2B<br>2B | S FC 86<br>C FF 94<br>B FF 96<br>B FF 95<br>X CH 87<br>2-2<br>HR | | X FF 93<br>0-0 ①<br>G1-3 | | 5 | 2 | 3 | 1 | 0 | 0 | 1 |
| 13 Brett Lawrie, R (1, 5)<br>OBP: 0.278, SLG: 0.414 (6, 4) | F FF 89<br>B FF 89<br>F FF 90<br>F FF 91<br>X FF 89<br>1-2<br>1-2<br>1B | | C FF 90<br>B FF 89<br>F FF 90<br>S FF 89<br>1-3 ③<br>K | | B FF 88<br>C FF 90<br>X SI 89<br>1-1<br>30<br>1B<br>2-H<br>2B | F FC 84<br>F FC 85<br>F FC 88<br>X FF 96<br>0-2 ①<br>G5-3 | | B FC 85<br>X FF 94<br>1-0 ②<br>G6-3 | | 5 | 1 | 2 | 1 | 0 | 1 | 1 |
| 30 Dioner Navarro, S (1, 2)<br>OBP: 0.312, SLG: 0.347 | C CU 73<br>X FF 90<br>0-1 ②<br>F9 | | | B CU 75<br>B CH 73<br>C CU 73<br>X SI 91<br>2-1<br>HR | X CU 75<br>0-0<br>8<br>1B<br>47<br>BB<br>7<br>BB<br>2-H<br>1B | B FF 94<br>C FF 95<br>X CH 87<br>1-1 ②<br>G4-3 | | C FC 85<br>C FF 95<br>F FF 94<br>B FC 86<br>F CH 89<br>B FF 94<br>X SI 95<br>2-2 ③<br>F7 | | 5 | 2 | 2 | 2 | 0 | 0 | 2 |
| 18 Steve Tolleson, R (1, 4)<br>OBP: 0.392, SLG: 0.622<br>47 Juan Francisco, L (5, PH)<br>OBP: 0.373, SLG: 0.596 (6, 5) | C CU 74<br>F FF 90<br>X FF 91<br>0-2 ③<br>F8 | | | X FF 89<br>0-0<br>HR | B FF 95<br>B SI 94<br>B FF 93<br>C SI 94<br>B FF 94<br>4-1<br>7<br>BB<br>8<br>1B<br>53<br>SF8<br>1-2<br>BB | F FF 96<br>B FC 86<br>B CU 76<br>X CH 88<br>2-2 ③<br>F8 | | | | 2<br>1 | 1<br>1 | 1<br>0 | 1<br>0 | 0<br>1 | 0<br>0 | 2<br>0 |
| 11 Kevin Pillar, R (1, 9)<br>OBP: 0.296, SLG: 0.407 | | C FF 90<br>B FF 89<br>F FF 90<br>X CU 76<br>1-2 ①<br>F8 | | B CU 75<br>S SI 90<br>X CU 74<br>1-1<br>E4<br>7<br>G4-3<br>8<br>SH1-4<br>53<br>1B | X SI 94<br>0-0 ①<br>F9 | | C FF 92<br>X FF 94<br>0-1<br>2B | | | 4 | 1 | 1 | 0 | 0 | 0 | 2 |
| 8 Anthony Gose, L (1, 8)<br>OBP: 0.447, SLG: 0.400 | | B FF 90<br>S FF 89<br>B FF 91<br>T FF 90<br>F FC 88<br>F FF 90<br>X FC 89<br>2-2 ②<br>F7 | | B FC 88<br>1 SAFE<br>1 SAFE<br>X FF 87<br>1-0 ①<br>SH1-4<br>1-2 | F FF 94<br>B CH 86<br>B CH 85<br>X FF 95<br>2-1<br>53<br>SF8<br>7<br>BB<br>1-2<br>2-3<br>1B | | X CH 84<br>0-0 ①<br>L7 | | | 3 | 0 | 1 | 0 | 0 | 0 | 1 |
| Inning Stats | R: 2<br>E: 0<br>K: 0<br>S: 17<br>H: 5<br>LOB: 2<br>BB: 0<br>P: 25 | R: 0<br>E: 0<br>K: 0<br>S: 10<br>H: 0<br>LOB: 0<br>BB: 0<br>P: 13 | R: 0<br>E: 0<br>K: 1<br>S: 7<br>H: 1<br>LOB: 1<br>BB: 0<br>P: 9 | R: 3<br>E: 1<br>K: 1<br>S: 14<br>H: 3<br>LOB: 1<br>BB: 0<br>P: 22 | R: 4<br>E: 0<br>K: 0<br>S: 16<br>H: 4<br>LOB: 2<br>BB: 2<br>P: 31 | R: 1<br>E: 0<br>K: 0<br>S: 12<br>H: 1<br>LOB: 0<br>BB: 0<br>P: 17 | R: 0<br>E: 0<br>K: 0<br>S: 6<br>H: 1<br>LOB: 2<br>BB: 1<br>P: 10 | R: 0<br>E: 0<br>K: 0<br>S: 7<br>H: 0<br>LOB: 0<br>BB: 0<br>P: 10 | | 1B: 8<br>2B: 4<br>3B: 0<br>HR: 3<br>SF: 1<br>SAC: 1<br>DP: 0<br>HBP: 0 | | | | | | |

| PITCHER | | IP | WLS | BF | H | R | ER | SO | BB | IBB | HBP | BLK | WP | HR | S | P | ERA | WHIP |
|---|---|---|---|---|---|---|---|---|---|---|---|---|---|---|---|---|---|---|
| 40 Erik Bedard, L<br>ERA: 3.89 | (1, 1) | 4.0 | L | 24 | 12 | 8 | 7 | 2 | 0 | 0 | 0 | 0 | 1 | 2 | 54 | 78 | 15.75 | 3.000 |
| 37 Alex Colomé, R<br>ERA: 4.5 | (5, 1) | 4.0 | | 18 | 3 | 2 | 2 | 0 | 3 | 0 | 0 | 0 | 0 | 1 | 35 | 59 | 4.50 | 1.500 |

| PITCHER | IP | WLS | BF | H | R | ER | SO | BB | IBB | HBP | BLK | WP | HR | S | P | ERA | WHIP |
|---|---|---|---|---|---|---|---|---|---|---|---|---|---|---|---|---|---|

# BOTTOM

# Tampa Bay Rays @ Toronto Blue Jays

Rogers Centre, Toronto, ON

Mon May 26 2014, 7:10 PM - 10:06 PM EDT

Att. 15,616 - Cloudy - 81 F

livebaseballscorecards.com

| | |
|---|---|
| AB | 37 |
| R | 10 |
| H | 15 |
| RBI | 10 |
| BB | 3 |
| SO | 2 |
| LOB | 17 |

WP: 1 PA: 42
PB: 0
SB: 0
CS: 0

| Batter | 1 | 2 | 3 | 4 | 5 | 6 | 7 | 8 | 9 | AB | R | H | RBI | BB | SO | LOB |
|---|---|---|---|---|---|---|---|---|---|---|---|---|---|---|---|---|
| 11 Yunel Escobar, R (1, 6)<br>OBP: 0.335, SLG: 0.348 | X CH 81<br>0-0<br>3<br>G5-4-3<br>1B | | C CH 78<br>F FF 84<br>B SI 84<br>X SI 85<br>1-2 ② ③<br>G4-6-3<br>1-2f | | B CU 66<br>B CH 76<br>B CH 78<br>C FF 83<br>X FF 83<br>3-1 ③<br>F9 | | X FF 94<br>0-0<br>1B | | C FC 86<br>B SL 85<br>X FF 87<br>1-1 ①<br>G5-3<br>1-2 | 5 | 0 | 2 | 0 | 0 | 0 | 2 |
| 3 Evan Longoria, R (1, 5)<br>OBP: 0.330, SLG: 0.385 | B CH 82<br>X CH 77<br>1-0 ① ②<br>G5-4-3<br>1-2f | | | B SI 82<br>F FF 84<br>B FF 84<br>X FF 84<br>2-1<br>11<br>1B<br>1<br>2B<br>1B | | B CH 76<br>C CH 76<br>C FF 82<br>F FC 77<br>B CU 68<br>X SI 83<br>2-2 ①<br>F8 | C SL 84<br>X FF 94<br>0-1 ③<br>F8 | | S FF 89<br>C FC 88<br>B FF 87<br>B FC 88<br>X CU 76<br>2-2 ②<br>F9 | 5 | 1 | 1 | 0 | 0 | 0 | 3 |
| 11 Logan Forsythe, R (1, 4)<br>OBP: 0.269, SLG: 0.268<br>7 David DeJesus, L (9, PH)<br>OBP: 0.355, SLG: 0.470 | B FF 82<br>B FF 82<br>F FF 82<br>F FC 78<br>B CU 71<br>D SI 84<br>4-2<br>BB | | | C SI 83<br>D CH 79<br>X CH 78<br>1-1<br>1<br>2B<br>9<br>FC6-5<br>1-2<br>1B | | C FC 79<br>S CU 70<br>B CH 76<br>B SI 84<br>F SI 84<br>X CU 71<br>2-2<br>E6<br>8<br>2B<br>1<br>SF7 | | B FF 94<br>X FF 93<br>1-0 ①<br>G6-3 | C FC 88<br>F FC 88<br>F FF 88<br>S CU 75<br>0-3 ③<br>K | 3<br>1 | 2<br>0 | 1<br>0 | 0<br>0 | 1<br>0 | 0<br>1 | 0<br>1 |
| 8 Desmond Jennings, R (1, 8)<br>OBP: 0.338, SLG: 0.400 | C CH 77<br>F CH 77<br>1 SAFE<br>B CH 76<br>X SI 84<br>1-2 ③<br>P3 | | | L CH 78<br>B CU 70<br>F CU 72<br>B SI 84<br>B FC 80<br>S SI 85<br>3-3 ①<br>K | | B CH 76<br>X CH 77<br>1-0<br>1-3<br>2B | | C SL 84<br>B SL 85<br>B FF 94<br>B FF 93<br>B FF 94<br>4-1<br>1<br>3B<br>BB | | 3 | 1 | 1 | 0 | 1 | 1 | 3 |
| 1 Sean Rodríguez, R (1, 7)<br>OBP: 0.284, SLG: 0.592 | | B SI 82<br>X SI 83<br>1-0 ①<br>L7 | | B SI 83<br>C SI 84<br>B SI 85<br>X CH 80<br>2-1<br>9<br>FC6-5<br>1-3<br>2-H<br>2B | | B CU 71<br>X CU 71<br>1-0 ②<br>SF7<br>3-H | | F SL 85<br>X FF 94<br>0-1<br>9<br>SF8<br>1-H<br>3B | | 3 | 1 | 2 | 3 | 0 | 0 | 0 |
| 9 Wil Myers, R (1, 9)<br>OBP: 0.301, SLG: 0.340 | | C CU 70<br>B FC 80<br>S CU 70<br>B FF 85<br>F SI 83<br>F CU 71<br>B CU 72<br>C SI 87<br>3-3 ②<br>K | | S CH 79<br>X FF 86<br>0-1 ②<br>FC6-5<br>2-3<br>3-H | | D CU 71<br>X CU 71<br>1-0 ③<br>L5 | | C SL 85<br>X SL 84<br>0-1 ②<br>SF8<br>3-H | | 3 | 0 | 0 | 2 | 0 | 1 | 2 |
| 21 James Loney, L (1, 3)<br>OBP: 0.357, SLG: 0.393 | | F SI 85<br>S CH 78<br>X CH 77<br>0-2 ③<br>G4-3 | | 1 SAFE<br>C CU 72<br>F SI 84<br>X CH 77<br>0-2 ③<br>F8 | | | C CH 76<br>X CH 82<br>0-1<br>28<br>F9<br>20<br>G4-3<br>2B | B CU 83<br>C FF 92<br>B CU 85<br>S CU 86<br>B CU 86<br>F CU 86<br>X CU 85<br>3-2<br>1B | | 4 | 1 | 2 | 0 | 0 | 0 | 1 |
| 28 José Molina, R (1, 2)<br>OBP: 0.162, SLG: 0.127 | | | F SI 83<br>S FF 83<br>F CU 71<br>F CU 72<br>F SI 83<br>B FF 84<br>X CU 71<br>1-2<br>11<br>G4-6-3<br>1B | | C FF 82<br>X FF 82<br>0-1<br>20<br>G1-6-3<br>1B | | X SI 83<br>0-0 ①<br>F9<br>2-3 | B FF 92<br>F SI 92<br>C CU 85<br>B FF 94<br>X CU 86<br>2-2 ③<br>F8 | | 4 | 0 | 2 | 0 | 0 | 0 | 2 |
| 20 Matt Joyce, L (1, 10)<br>OBP: 0.373, SLG: 0.392 | | | B SI 83<br>B SI 83<br>F SI 84<br>F FF 84<br>L CH 78<br>2-3 ①<br>K | | B SI 83<br>X CH 77<br>1-0 ① ②<br>G1-6-3<br>1-2f | | B CU 73<br>F SI 82<br>B CH 77<br>F CH 77<br>F SI 83<br>X SI 84<br>2-2 ②<br>G4-3<br>3-H | | B FC 88<br>F FF 88<br>X SL 84<br>1-1<br>11<br>G5-3<br>1B | 4 | 0 | 1 | 1 | 0 | 1 | 2 |
| Inning Stats | R: 0<br>E: 0<br>K: 0<br>S: 7<br>H: 1<br>LOB: 1<br>BB: 1<br>P: 13 | R: 0<br>E: 0<br>K: 1<br>S: 9<br>H: 0<br>LOB: 0<br>BB: 0<br>P: 13 | R: 0<br>E: 0<br>K: 1<br>S: 12<br>H: 1<br>LOB: 0<br>BB: 0<br>P: 16 | R: 2<br>E: 0<br>K: 1<br>S: 14<br>H: 3<br>LOB: 1<br>BB: 0<br>P: 22 | R: 0<br>E: 0<br>K: 0<br>S: 5<br>H: 1<br>LOB: 0<br>BB: 0<br>P: 9 | R: 1<br>E: 1<br>K: 0<br>S: 11<br>H: 1<br>LOB: 1<br>BB: 0<br>P: 18 | R: 1<br>E: 0<br>K: 0<br>S: 10<br>H: 2<br>LOB: 1<br>BB: 0<br>P: 12 | R: 2<br>E: 0<br>K: 0<br>S: 13<br>H: 2<br>LOB: 1<br>BB: 1<br>P: 23 | R: 0<br>E: 0<br>K: 1<br>S: 11<br>H: 1<br>LOB: 1<br>BB: 0<br>P: 15 | 1B: 8<br>2B: 3<br>3B: 1<br>HR: 0<br>SF: 2<br>SAC: 0<br>DP: 3<br>HBP: 0 | | | | | | |

| PITCHER | | IP | WLS | BF | H | R | ER | SO | BB | IBB | HBP | BLK | WP | HR | S | P | ERA | WHIP |
|---|---|---|---|---|---|---|---|---|---|---|---|---|---|---|---|---|---|---|
| 56 Mark Buehrle, L<br>ERA: 2.33 | (1, 1) | 6.2 | W | 27 | 8 | 4 | 3 | 3 | 1 | 0 | 0 | 0 | 0 | 0 | 65 | 100 | 4.05 | 1.350 |
| 50 Steve Delabar, R<br>ERA: 4.29 | (7, 1) | 1.0 | | 6 | 2 | 2 | 2 | 0 | 1 | 0 | 0 | 0 | 0 | 0 | 9 | 14 | 18.00 | 3.000 |
| 27 Brett Cecil, L<br>ERA: 3.8 | (8, 1) | 0.1 | H | 2 | 1 | 0 | 0 | 0 | 0 | 0 | 0 | 0 | 0 | 0 | 7 | 12 | 0.00 | 3.000 |
| 44 Casey Janssen, R<br>ERA: | (9, 1) | 1.0 | S | 4 | 1 | 0 | 0 | 1 | 0 | 0 | 0 | 0 | 0 | 0 | 11 | 15 | 0.00 | 1.000 |

| PITCHER | IP | WLS | BF | H | R | ER | SO | BB | IBB | HBP | BLK | WP | HR | S | P | ERA | WHIP |
|---|---|---|---|---|---|---|---|---|---|---|---|---|---|---|---|---|---|

# TOP

## Tampa Bay Rays @ Toronto Blue Jays

Rogers Centre, Toronto, ON

Tue May 27 2014, 7:08 PM - 10:07 PM EDT

Att. 15,993 - Roof Closed - 68 F

livebaseballscorecards.com

| | |
|---|---|
| AB | 35 |
| R | 6 |
| H | 12 |
| RBI | 6 |
| BB | 2 |
| SO | 4 |
| LOB | 16 |

# BOTTOM

| Batter | 1 | 2 | 3 | 4 | 5 | 6 | 7 | 8 | 9 | AB | R | H | RBI | BB | SO | LOB |
|---|---|---|---|---|---|---|---|---|---|---|---|---|---|---|---|---|
| 7 José Reyes, S (1, 6)<br>OBP: 0.323, SLG: 0.411 | C KC 78<br>F SI 92<br>S CH 86<br>0-3 ① **K** | | C KC 82<br>X SI 93<br>0-1 ② **G4-3** | | X SI 93<br>0-0 **53 G6-3**<br>**19 1B**<br>1B | B CH 85<br>F SL 84<br>B CU 72<br>S SL 84<br>B FF 91<br>B FF 91<br>4-2 **53 S**<br>**53 1B**<br>BB | | C SI 92<br>B SI 94<br>X SI 93<br>1-1 ① **L9** | | 4 | 2 | 1 | 0 | 1 | 1 | 0 |
| 53 Melky Cabrera, S (1, 7)<br>OBP: 0.363, SLG: 0.507<br>11 Kevin Pillar, R (9, 7)<br>OBP: 0.296, SLG: 0.407 | C SI 94<br>B KC 82<br>X CH 85<br>1-1 ② **G6-3** | | B SI 94<br>F CH 88<br>C KC 82<br>F KC 83<br>B CH 87<br>F CH 88<br>B SI 93<br>S CH 88<br>3-3 ③ **K** | | 1 **SAFE**<br>1 **SAFE**<br>1 SAFE<br>B KC 81<br>1 SAFE<br>D CH 88<br>X FF 93<br>2-0 ① **G6-3**<br>**1-2** | 1 SAFE<br>C CH 84<br>F SL 86<br>F FF 92<br>F FF 92<br>X FF 92<br>0-2 **26 1B** **19 IBB**<br>**10 BLK**<br>**1-H** 1B | | B SI 94<br>B SI 93<br>X SI 94<br>2-0 ② **G3** | | 5<br>0 | 1<br>0 | 1<br>0 | 1<br>0 | 0<br>0 | 1<br>0 | 1<br>0 |
| 19 José Bautista, R (1, 9)<br>OBP: 0.429, SLG: 0.529 | C SI 94<br>B CH 88<br>X FF 94<br>1-1 **1B** | | | C KC 82<br>B CH 88<br>X CH 87<br>1-1 ① **P6** | B SI 94<br>D SI 92<br>B KC 84<br>X SI 93<br>3-0 **26 HR**<br>**2-H** 1B | I IN 78<br>I IN 78<br>I IN 77<br>I IN 79<br>4-0 **10 BLK** **26 1B**<br>**1-2** IBB | | B SI 94<br>F SI 95<br>X SI 95<br>1-1 **1B** | | 4 | 1 | 3 | 1 | 1 | 0 | 0 |
| 26 Adam Lind, L (1, 3)<br>OBP: 0.419, SLG: 0.573 | C SI 93<br>S KC 82<br>B SI 92<br>1 SAFE<br>X KC 82<br>1-2 ③ **G4-3** | | | C SI 92<br>X KC 83<br>0-1 **10 BB**<br>**13 1B**<br>1B | X KC 81<br>0-0 **1-H** HR | C SL 85<br>X SL 84<br>0-1 **10 BLK**<br>**1-2**<br>**2-3** 1B | | C SI 94<br>X SI 94<br>0-1 ③ **G6-3** | | 5 | 2 | 3 | 2 | 0 | 0 | 2 |
| 10 Edwin Encarnación, R (1, 10)<br>OBP: 0.341, SLG: 0.585 | | B KC 80<br>X SI 93<br>1-0 ① **G6-3** | | B SI 92<br>C CH 86<br>D CH 87<br>D CH 88<br>C SI 94<br>B SI 93<br>4-2 **13 1B** **30 1B**<br>**1-2** BB | C CH 88<br>X SI 94<br>0-1 HR | B CH 82<br>C FF 94<br>F CH 81<br>S FF 95<br>1-3 ③ **K**<br>**1-2**<br>**2-3**<br>**3-H** | | | | 3 | 2 | 1 | 1 | 1 | 1 | 2 |
| 47 Juan Francisco, L (1, 5)<br>OBP: 0.368, SLG: 0.612<br>18 Steve Tolleson, R (8, 4)<br>OBP: 0.392, SLG: 0.622 | | C KC 81<br>C KC 81<br>B CH 86<br>C CH 89<br>1-3 ② **K** | | X CH 87<br>0-0 ② **L8** | C KC 84<br>B SI 90<br>F CH 89<br>C KC 82<br>1-3 ② **K** | | B FF 94<br>C FS 81<br>X SL 76<br>1-1 **HR** | | | 4<br>0 | 1<br>0 | 1<br>0 | 1<br>0 | 0<br>0 | 2<br>0 | 2<br>0 |
| 13 Brett Lawrie, R (1, 4)<br>OBP: 0.283, SLG: 0.421<br>(8, 5) | | X SI 93<br>0-0 **2B** | | D KC 83<br>F CH 87<br>B KC 81<br>F CH 88<br>B SI 90<br>F CH 89<br>X SI 94<br>3-2 **8 WP** **30 1B**<br>**1-3**<br>**2-H** 1B | C SI 94<br>B CH 88<br>F CH 87<br>S CH 87<br>1-3 ③ **K** | | X FF 96<br>0-0 ① **F8** | | | 4 | 0 | 2 | 1 | 0 | 1 | 0 |
| 30 Dioner Navarro, S (1, 2)<br>OBP: 0.311, SLG: 0.345 | | B SI 93<br>B KC 79<br>B SI 92<br>C SI 93<br>F FF 93<br>X CH 87<br>3-2 ③ **G4-3** | | C KC 82<br>X CH 88<br>0-1 **8 WP**<br>**1-2**<br>**3-H** 1B | | C FF 91<br>X CH 85<br>0-1 ① **L9** | C FF 95<br>S SI 94<br>S FS 82<br>0-3 ② **K** | | | 4 | 0 | 1 | 1 | 0 | 1 | 1 |
| 8 Anthony Gose, L (1, 8)<br>OBP: 0.405, SLG: 0.353 | | | C KC 80<br>B KC 80<br>B CH 86<br>S CH 87<br>F KC 82<br>S CH 87<br>2-3 ① **K** | C KC 83<br>S KC 82<br>F KC 82<br>B CH 88<br>C SI 92<br>1-3 ③ **K**<br>**1-2**<br>**2-3** | | B CU 69<br>B FF 91<br>X FF 90<br>2-0 ② **G5-3** | B SI 94<br>X SI 94<br>1-0 ③ **G1** | | | 4 | 0 | 0 | 0 | 0 | 2 | 2 |
| Inning Stats | R: 0<br>E: 0<br>K: 1<br>S: 10<br>H: 1<br>LOB: 1<br>BB: 0<br>P: 13 | R: 0<br>E: 0<br>K: 1<br>S: 8<br>H: 1<br>LOB: 1<br>BB: 0<br>P: 13 | R: 0<br>E: 0<br>K: 2<br>S: 11<br>H: 0<br>LOB: 0<br>BB: 0<br>P: 16 | R: 2<br>E: 0<br>K: 1<br>S: 17<br>H: 3<br>LOB: 2<br>BB: 1<br>P: 26 | R: 4<br>E: 0<br>K: 2<br>S: 12<br>H: 4<br>LOB: 0<br>BB: 0<br>P: 19 | R: 2<br>E: 0<br>K: 1<br>S: 15<br>H: 2<br>LOB: 2<br>BB: 2<br>P: 26 | R: 1<br>E: 0<br>K: 1<br>S: 7<br>H: 1<br>LOB: 0<br>BB: 0<br>P: 9 | R: 0<br>E: 0<br>K: 0<br>S: 7<br>H: 1<br>LOB: 1<br>BB: 0<br>P: 11 | | | | | | | | |

| PITCHER | | IP | WLS | BF | H | R | ER | SO | BB | IBB | HBP | BLK | WP | HR | S | P | ERA | WHIP |
|---|---|---|---|---|---|---|---|---|---|---|---|---|---|---|---|---|---|---|
| 53 Alex Cobb, R<br>ERA: 2.93 | (1, 1) | 5.0 | L | 25 | 9 | 6 | 6 | 7 | 1 | 0 | 0 | 0 | 1 | 2 | 58 | 87 | 10.80 | 2.000 |
| 27 Cesár Ramos, L<br>ERA: 4.5 | (6, 1) | 0.2 | | 6 | 2 | 2 | 2 | 0 | 1 | 1 | 0 | 0 | 0 | 0 | 12 | 22 | 27.00 | 4.500 |
| 26 Brad Boxberger, R<br>ERA: 1.59 | (6, 1) | 0.1 | | 1 | 0 | 0 | 0 | 1 | 0 | 0 | 0 | 1 | 0 | 0 | 3 | 4 | 0.00 | 0.000 |
| 52 Josh Lueke, R<br>ERA: 5.22 | (7, 1) | 2.0 | | 8 | 2 | 1 | 1 | 1 | 0 | 0 | 0 | 0 | 0 | 1 | 14 | 20 | 4.50 | 1.000 |

| PITCHER | IP | WLS | BF | H | R | ER | SO | BB | IBB | HBP | BLK | WP | HR | S | P | ERA | WHIP |
|---|---|---|---|---|---|---|---|---|---|---|---|---|---|---|---|---|---|

# Tampa Bay Rays @ Toronto Blue Jays

Rogers Centre, Toronto, ON

Tue May 27 2014, 7:08 PM - 10:07 PM EDT

Att. 15,993 - Roof Closed - 68 F

livebaseballscorecards.com

| | |
|---|---|
| AB | 37 |
| R | 9 |
| H | 13 |
| RBI | 8 |
| BB | 3 |
| SO | 9 |
| LOB | 10 |

| | | | |
|---|---|---|---|
| 1B: 9 | SF: 0 | WP: 1 | PA: 40 |
| 2B: 1 | SAC: 0 | PB: 0 | |
| 3B: 0 | DP: 0 | SB: 1 | |
| HR: 3 | HBP: 0 | CS: 0 | |

| Batter | 1 | 2 | 3 | 4 | 5 | 6 | 7 | 8 | 9 | AB | R | H | RBI | BB | SO | LOB |
|---|---|---|---|---|---|---|---|---|---|---|---|---|---|---|---|---|
| 7 David DeJesus, L (1, 10)<br>OBP: 0.346, SLG: 0.457 | C SI 90<br>X SI 92<br>0-1 ① F7 | | B CH 85<br>1 SAFE<br>X SI 90<br>1-0 ① F8 | | X CH 86<br>0-0 ③ G6-3 | | | B SI 92<br>S CH 84<br>B CH 85<br>X FF 93<br>2-1 ① G5-3 | | 4 | 0 | 0 | 0 | 0 | 0 | 2 |
| 3 Evan Longoria, R (1, 5)<br>OBP: 0.325, SLG: 0.377 | C FF 92<br>B FF 92<br>F FF 92<br>F SL 85<br>B SI 90<br>F CH 84<br>F SL 85<br>S SL 85<br>2-3 ② K | | C SL 85<br>F FF 92<br>B SI 92<br>X CH 85<br>1-2 ② FC5-4<br>1-2f | | | S CH 83<br>S CH 83<br>B SL 84<br>B SI 90<br>F FF 92<br>X CH 83<br>2-2 ① F7 | | C FF 96<br>B SI 95<br>C FF 94<br>S SL 89<br>1-3 ② K | | 4 | 0 | 0 | 0 | 0 | 2 | 1 |
| 21 James Loney, L (1, 3)<br>OBP: 0.350, SLG: 0.385 | B CH 84<br>C SI 90<br>B SI 91<br>F SI 91<br>S FF 92<br>2-3 ③ K | | B CH 85<br>C SI 92<br>X CH 85<br>1-1 ③ F8 | | | C CU 72<br>B SI 91<br>F SI 91<br>B SL 84<br>F SL 86<br>X SI 91<br>2-2 ② G4-3 | | B CH 87<br>S CH 86<br>B FF 94<br>S CH 84<br>X CH 85<br>2-2 ③ P5 | | 4 | 0 | 0 | 0 | 0 | 1 | 1 |
| 8 Desmond Jennings, R (1, 8)<br>OBP: 0.332, SLG: 0.391 | | C SI 89<br>B CH 82<br>B SI 90<br>B FF 91<br>C SI 90<br>F FF 92<br>X SI 91<br>3-2 ① F9 | | B SL 84<br>B FF 91<br>F FF 90<br>B FF 92<br>F FF 91<br>F FF 91<br>F CH 83<br>X SI 91<br>3-2 ① F8 | | B SI 91<br>X SL 84<br>1-0 ③ F8 | | | C SI 90<br>B SI 92<br>B CH 81<br>S SI 92<br>X SI 92<br>2-2 ① P5 | 4 | 0 | 0 | 0 | 0 | 0 | 0 |
| 20 Matt Joyce, L (1, 7)<br>OBP: 0.378, SLG: 0.411<br>11 Logan Forsythe, R (9, PH)<br>OBP: 0.266, SLG: 0.265<br>43 Ali Solis, R (9, 2) | | X SI 90<br>0-0 9 HR 2B | | C SI 89<br>S CU 74<br>B SL 84<br>S SL 86<br>1-3 ② K | | | F FF 94<br>X CU 78<br>0-2 2B | | C SI 92<br>S SI 93<br>B CH 83<br>F SI 94<br>S CH 80<br>1-3 ② K | 3<br>1<br>0 | 1<br>0<br>0 | 2<br>0<br>0 | 0<br>0<br>0 | 0<br>0<br>0 | 1<br>1<br>0 | 0<br>0<br>0 |
| 9 Wil Myers, R (1, 9)<br>OBP: 0.305, SLG: 0.355 | | C FF 92<br>B SI 92<br>B SI 91<br>X SL 84<br>2-1 2-H HR | | S SI 90<br>B SI 90<br>C FF 92<br>F CH 84<br>S SL 84<br>1-3 ③ K | | | C SL 83<br>X FF 93<br>0-1 ① F9 | | B CH 82<br>B SI 92<br>T SI 93<br>B SI 94<br>S CH 82<br>B SI 93<br>4-2 BB | 3 | 1 | 1 | 2 | 1 | 1 | 1 |
| 11 Yunel Escobar, R (1, 6)<br>OBP: 0.329, SLG: 0.341 | | F FF 90<br>B FF 92<br>B FF 92<br>X FF 91<br>2-1 ② F7 | | | C SL 81<br>S CH 83<br>F CH 82<br>B SI 91<br>B FF 92<br>F SI 92<br>B SL 87<br>X FF 91<br>3-2 ① F8 | | X FF 94<br>0-0 ② F8 | | B SI 93<br>X CH 80<br>1-0 ③ G5-3 | 4 | 0 | 0 | 0 | 0 | 0 | 2 |
| 28 José Molina, R (1, 2)<br>OBP: 0.182, SLG: 0.137<br>39 Kevin Kiermaier, L (9, 7)<br>OBP: 0.250, SLG: 0.500 | | X FF 90<br>0-0 ③ L9 | | | B FF 91<br>B SL 86<br>B SI 91<br>C FF 91<br>X SI 91<br>3-1 1B | | B FF 93<br>B FF 94<br>F FF 94<br>B FF 94<br>F FF 95<br>D SL 87<br>4-2 BB | | | 2<br>0 | 0<br>0 | 1<br>0 | 0<br>0 | 1<br>0 | 0<br>0 | 0<br>0 |
| 1 Sean Rodríguez, R (1, 4)<br>OBP: 0.286, SLG: 0.577 | | | C FF 90<br>H CH 83<br>1-1 3 FC5-4 HBP | | B FF 92<br>F FF 92<br>F CH 84<br>F SL 85<br>F SL 85<br>B SL 86<br>C FF 92<br>2-3 ② K | | S SL 86<br>S SL 90<br>B SL 88<br>B SL 90<br>X FF 94<br>2-2 ③ F9 | | | 2 | 0 | 0 | 0 | 0 | 1 | 3 |
| Inning Stats | R: 0<br>E: 0<br>K: 2<br>S: 11<br>H: 0<br>LOB: 0<br>BB: 0<br>P: 15 | R: 2<br>E: 0<br>K: 0<br>S: 10<br>H: 2<br>LOB: 0<br>BB: 0<br>P: 17 | R: 0<br>E: 0<br>K: 0<br>S: 7<br>H: 0<br>LOB: 1<br>BB: 0<br>P: 11 | R: 0<br>E: 0<br>K: 2<br>S: 12<br>H: 0<br>LOB: 0<br>BB: 0<br>P: 17 | R: 0<br>E: 0<br>K: 1<br>S: 13<br>H: 1<br>LOB: 1<br>BB: 0<br>P: 21 | R: 0<br>E: 0<br>K: 0<br>S: 9<br>H: 0<br>LOB: 0<br>BB: 0<br>P: 14 | R: 0<br>E: 0<br>K: 0<br>S: 11<br>H: 1<br>LOB: 2<br>BB: 1<br>P: 17 | R: 0<br>E: 0<br>K: 1<br>S: 8<br>H: 0<br>LOB: 0<br>BB: 0<br>P: 13 | R: 0<br>E: 0<br>K: 1<br>S: 10<br>H: 0<br>LOB: 1<br>BB: 1<br>P: 18 | 1B: 1<br>2B: 2<br>3B: 0<br>HR: 1 | SF: 0<br>SAC: 0<br>DP: 0<br>HBP: 1 | WP: 0<br>PB: 0<br>SB: 0<br>CS: 0 | PA: 34 | | | | |

| PITCHER | | IP | WLS | BF | H | R | ER | SO | BB | IBB | HBP | BLK | WP | HR | S | P | ERA | WHIP |
|---|---|---|---|---|---|---|---|---|---|---|---|---|---|---|---|---|---|---|
| 39 Liam Hendriks, R<br>ERA: 2.31 | (1, 1) | 6.0 | | 22 | 3 | 2 | 2 | 5 | 0 | 0 | 1 | 0 | 0 | 1 | 62 | 95 | 3.00 | 0.500 |
| 59 Rob Rasmussen, L<br>ERA: | (7, 1) | 0.0 | | 1 | 1 | 0 | 0 | 0 | 0 | 0 | 0 | 0 | 0 | 0 | 3 | 3 | ∞ | ∞ |
| 29 Dustin McGowan, R<br>ERA: 4.5 | (7, 1) | 2.0 | | 7 | 0 | 0 | 0 | 1 | 1 | 0 | 0 | 0 | 0 | 0 | 16 | 27 | 0.00 | 0.500 |
| 62 Aaron Loup, L<br>ERA: 2.84 | (9, 1) | 1.0 | W | 4 | 0 | 0 | 0 | 1 | 1 | 0 | 0 | 0 | 0 | 0 | 10 | 18 | 0.00 | 1.000 |

| PITCHER | IP | WLS | BF | H | R | ER | SO | BB | IBB | HBP | BLK | WP | HR | S | P | ERA | WHIP |
|---|---|---|---|---|---|---|---|---|---|---|---|---|---|---|---|---|---|

# TOP

## Tampa Bay Rays @ Toronto Blue Jays

Rogers Centre, Toronto, ON

Wed May 28 2014, 7:08 PM - 10:35 PM EDT

Att. 17,309 - Roof Closed - 68 F

livebaseballscorecards.com

| | |
|---|---|
| AB | 31 |
| R | 2 |
| H | 4 |
| RBI | 2 |
| BB | 2 |
| SO | 7 |
| LOB | 10 |

# BOTTOM

# Tampa Bay Rays @ Toronto Blue Jays

Rogers Centre, Toronto, ON

Wed May 28 2014, 7:08 PM - 10:35 PM EDT

Att. 17,309 - Roof Closed - 68 F

livebaseballscorecards.com

| Batter | 1 | 2 | 3 | 4 | 5 | 6 | 7 | 8 | 9 | AB | R | H | RBI | BB | SO | LOB |
|---|---|---|---|---|---|---|---|---|---|---|---|---|---|---|---|---|
| 7 José Reyes, S (1, 6)<br>OBP: 0.333, SLG: 0.420 | X SI 93<br>0-0<br>19 1B<br>10 1B<br>1B | B FF 96<br>B SL 85<br>C SI 96<br>B SL 86<br>X SI 95<br>3-1<br>1B | | B SL 84<br>F SL 86<br>C SL 86<br>C SI 97<br>1-3 ③<br>K | | | B FS 82<br>F FS 81<br>C CU 78<br>X FF 92<br>1-2<br>19 BB<br>1B | | | 4 | 1 | 3 | 0 | 0 | 1 | 2 |
| 53 Melky Cabrera, S (1, 7)<br>OBP: 0.357, SLG: 0.498 | L SI 94<br>1 SAFE<br>X SI 94<br>0-1 ①<br>F7 | 1 SAFE<br>C SL 86<br>B SL 85<br>X SI 95<br>1-1 ③<br>G4-3 | | | C SL 85<br>B SL 85<br>S SL 84<br>S FF 98<br>1-3 ①<br>K | | C FF 91<br>1 SAFE<br>X FS 81<br>0-1 ②<br>F9 | | | 4 | 0 | 0 | 0 | 0 | 1 | 3 |
| 19 José Bautista, R (1, 9)<br>OBP: 0.434, SLG: 0.528 | F FF 96<br>1 SAFE<br>B SL 87<br>1 SAFE<br>B SI 96<br>X SI 96<br>2-1<br>26 BB<br>10 1B<br>1-3<br>1B | | C SL 88<br>H SI 98<br>1-1<br>10 G6-4-3<br>HBP | | X FF 97<br>0-0 ②<br>F9 | | B FF 91<br>C CU 78<br>1 SAFE<br>1 SAFE<br>D FS 83<br>1 SAFE<br>B FS 83<br>C CU 78<br>B FF 92<br>4-2<br>1-2<br>BB | | | 2 | 1 | 1 | 0 | 1 | 0 | 0 |
| 26 Adam Lind, L (1, 10)<br>OBP: 0.423, SLG: 0.560 | B SI 95<br>B SI 96<br>F SI 94<br>B SI 94<br>B SI 94<br>4-1<br>10 1B<br>1-2<br>BB | | C SI 95<br>B SI 96<br>F SI 96<br>X SI 95<br>1-2 ①<br>P5 | | C FF 97<br>B SI 98<br>B SI 97<br>F SL 86<br>B FF 98<br>B SI 96<br>4-2<br>10 FC6-4<br>BB | | F SI 97<br>B FF 97<br>S FF 98<br>B FF 98<br>F FF 99<br>C FF 98<br>2-3 ③<br>K | | | 2 | 0 | 0 | 0 | 2 | 1 | 3 |
| 10 Edwin Encarnación, R (1, 3)<br>OBP: 0.339, SLG: 0.579 | B SI 95<br>B FF 96<br>F SI 95<br>X FF 96<br>2-1<br>1-2<br>2-H<br>3-H<br>1B | | B SI 95<br>C SI 95<br>C SI 96<br>F SI 96<br>X SI 96<br>1-2 ②③<br>G6-4-3<br>1-2f | | F SI 95<br>B SI 97<br>X SI 97<br>1-1 ③<br>FC6-4<br>1-2f | | | B CU 78<br>C FF 97<br>B FF 98<br>S FF 98<br>B FF 99<br>F SI 98<br>F FF 99<br>F FF 99<br>S FF 100<br>3-3 ①<br>K | | 4 | 0 | 1 | 2 | 0 | 1 | 2 |
| 47 Juan Francisco, L (1, 5)<br>OBP: 0.359, SLG: 0.594<br>18 Steve Tolleson, R (8, PH)<br>OBP: 0.385, SLG: 0.609<br>(9, 4) | F FF 96<br>F FF 95<br>F SL 90<br>S SI 95<br>0-3 ②<br>K | | | C SL 85<br>C SL 85<br>S SL 86<br>0-3 ①<br>K | | X SI 94<br>0-0 ①<br>F8 | | B SI 97<br>B FF 98<br>B FF 97<br>C SI 96<br>C FF 97<br>F FF 98<br>S SI 99<br>3-3 ②<br>K | | 3<br>1 | 0<br>0 | 0<br>0 | 0<br>0 | 0<br>0 | 2<br>1 | 2<br>0 |
| 13 Brett Lawrie, R (1, 4)<br>OBP: 0.282, SLG: 0.418<br>(9, 5) | C SL 87<br>S SI 97<br>B FF 97<br>F SL 88<br>F SL 88<br>S SL 89<br>1-3 ③<br>K | | | S SL 85<br>S SI 97<br>B SI 96<br>X SI 97<br>1-2<br>8 1B<br>1B | | F SI 96<br>B FF 96<br>B FF 97<br>S SL 86<br>X SI 96<br>2-2 ②<br>F8 | | C FF 98<br>B FF 97<br>C FF 97<br>X FF 97<br>1-2 ③<br>F9 | | 4 | 0 | 1 | 0 | 0 | 1 | 2 |
| 30 Dioner Navarro, S (1, 2)<br>OBP: 0.309, SLG: 0.342<br>11 Kevin Pillar, R (9, PR)<br>OBP: 0.296, SLG: 0.407 | | B SI 96<br>B SI 96<br>F SI 94<br>C SI 95<br>F SL 87<br>X SL 88<br>2-2 ①<br>G4-3 | | 1 SAFE<br>B SI 96<br>F SL 84<br>C SL 84<br>F SI 97<br>C SI 97<br>1-3 ②<br>K | | B SI 96<br>B SI 93<br>C SL 82<br>F FF 95<br>B SI 97<br>F SL 86<br>S SL 86<br>3-3 ③<br>K | | | X FF 94<br>0-0<br>8 1B<br>8 E<br>1B | 4<br>0 | 0<br>1 | 1<br>0 | 0<br>0 | 0<br>0 | 2<br>0 | 1<br>0 |
| 8 Anthony Gose, L (1, 8)<br>OBP: 0.413, SLG: 0.368 | | X SI 95<br>0-0 ②<br>F7 | | S SL 85<br>B SL 85<br>B SI 97<br>C SL 85<br>X SI 96<br>2-2<br>1-3<br>1B | | | C CU 78<br>C FF 91<br>F FS 84<br>B FS 83<br>F FS 84<br>B FS 83<br>X FS 81<br>2-2 ①<br>F9 | | X CH 84<br>0-0<br>E1<br>1-H<br>1B | 4 | 0 | 2 | 0 | 0 | 0 | 0 |

| | AB | 32 |
|---|---|---|
| | R | 3 |
| | H | 9 |
| | RBI | 2 |
| | BB | 3 |
| | SO | 10 |
| | LOB | 15 |

| Inning Stats | 1 | 2 | 3 | 4 | 5 | 6 | 7 | 8 | 9 | 1B: 9 | SF: 0 | WP: 0 | PA: 36 |
|---|---|---|---|---|---|---|---|---|---|---|---|---|---|
| R | 2 | 0 | 0 | 0 | 0 | 0 | 0 | 0 | 1 | 2B: 0 | SAC: 0 | PB: 0 | |
| E | 0 | 0 | 0 | 0 | 0 | 0 | 0 | 0 | 1 | 3B: 0 | DP: 1 | SB: 0 | |
| H | 3 | 1 | 0 | 2 | 0 | 0 | 1 | 0 | 2 | HR: 0 | HBP: 1 | CS: 0 | |
| LOB | 2 | 1 | 0 | 2 | 1 | 0 | 2 | 0 | 1 | | | | |
| BB | 1 | 0 | 0 | 0 | 1 | 0 | 0 | 0 | 0 | | | | |
| K | 2 | 0 | 0 | 3 | 0 | 1 | 1 | 2 | 0 | | | | |
| S | 17 | 9 | 8 | 16 | 8 | 8 | 16 | 14 | 2 | | | | |
| P | 26 | 15 | 11 | 21 | 14 | 13 | 25 | 21 | 2 | | | | |

| PITCHER | | IP | WLS | BF | H | R | ER | SO | BB | IBB | HBP | BLK | WP | HR | S | P | ERA | WHIP |
|---|---|---|---|---|---|---|---|---|---|---|---|---|---|---|---|---|---|---|
| 22 Chris Archer, R<br>ERA: 4.0 | (1, 1) | 6.0 | | 26 | 6 | 2 | 2 | 7 | 2 | 0 | 1 | 0 | 0 | 0 | 66 | 100 | 3.00 | 1.333 |
| 62 Joel Peralta, R<br>ERA: 5.09 | (7, 1) | 0.2 | | 4 | 1 | 0 | 0 | 0 | 1 | 0 | 0 | 0 | 0 | 0 | 12 | 19 | 0.00 | 3.000 |
| 57 Jake McGee, L<br>ERA: 1.14 | (7, 1) | 1.1 | | 4 | 0 | 0 | 0 | 3 | 0 | 0 | 0 | 0 | 0 | 0 | 18 | 27 | 0.00 | 0.000 |
| 46 Juan Carlos Oviedo, R<br>ERA: 1.62 | (9, 1) | 0.0 | L | 2 | 2 | 1 | 0 | 0 | 0 | 0 | 0 | 0 | 0 | 0 | 2 | 2 | ∞ | ∞ |

| PITCHER | IP | WLS | BF | H | R | ER | SO | BB | IBB | HBP | BLK | WP | HR | S | P | ERA | WHIP |
|---|---|---|---|---|---|---|---|---|---|---|---|---|---|---|---|---|---|

| Batter | 1 | 2 | 3 | 4 | 5 | 6 | 7 | 8 | 9 | 10 | AB | R | H | RBI | BB | SO | LOB |
|---|---|---|---|---|---|---|---|---|---|---|---|---|---|---|---|---|---|
| 7 David DeJesus, L (1, 10)<br>OBP: 0.350, SLG: 0.465<br>11 Logan Forsythe, R (10, PH)<br>OBP: 0.264, SLG: 0.263 | B SI 90<br>F FF 91<br>B FF 93<br>B FF 92<br>C SI 91<br>F FF 93<br>F FF 92<br>X FF 93<br>3-2<br>E9<br>18<br>G4-3<br>2B | | B CH 86<br>C CH 85<br>C CH 82<br>S KC 78<br>1-3 ①<br>K2-3 | | X CH 86<br>0-0<br>18<br>CS<br>3-H<br>1B | | | B FF 93<br>B FF 93<br>F FF 94<br>B FF 94<br>F FF 93<br>X FF 95<br>3-2 ①<br>F8 | | B FF 93<br>X FF 94<br>1-0 ③<br>F9 | 4<br>1 | 1<br>0 | 2<br>0 | 1<br>0 | 0<br>0 | 1<br>0 | 0<br>1 |
| 18 Ben Zobrist, S (1, 4)<br>OBP: 0.344, SLG: 0.354 (10, 6) | C FF 91<br>D KC 78<br>X FC 88<br>1-1 ①<br>G4-3<br>3-H | | C CH 82<br>B KC 76<br>F FC 84<br>X FF 90<br>1-2 ②<br>G3-1 | | 1 SAFE<br>B FF 88<br>C CH 80<br>B KC 76<br>F CH 85<br>F KC 79<br>B CH 82<br>S FF 90<br>3-3 ②③<br>K<br>1-2 | | | C FO 86<br>B FO 86<br>B FO 87<br>X FF 94<br>2-1 ②<br>G6-3 | | | 4 | 0 | 0 | 1 | 0 | 1 | 1 |
| 20 Matt Joyce, L (1, 7)<br>OBP: 0.370, SLG: 0.400 | F FC 87<br>B CH 85<br>F CH 84<br>B FF 88<br>B KC 77<br>F FC 87<br>F FC 87<br>X FF 89<br>3-2 ②<br>F7 | | C FF 89<br>B KC 76<br>B CH 83<br>F FC 86<br>B FF 92<br>X FC 85<br>3-2 ③<br>P6 | | | B FC 84<br>X FF 88<br>1-0 ①<br>F7 | | C SL 80<br>S FO 90<br>B FO 89<br>S FO 88<br>1-3 ③<br>K | | | 4 | 0 | 0 | 0 | 0 | 1 | 0 |
| 3 Evan Longoria, R (1, 5)<br>OBP: 0.328, SLG: 0.377 | F FF 92<br>B SI 92<br>X SI 93<br>1-1<br>1B | | | F KC 73<br>X FC 83<br>0-1 ①<br>G6-3 | | B FC 83<br>B FF 89<br>B SI 90<br>C SI 91<br>B SI 90<br>4-1<br>21<br>L1-3<br>BB | | | F FS 79<br>S FS 81<br>S FS 80<br>0-3 ①<br>K | | 3 | 0 | 1 | 0 | 1 | 1 | 0 |
| 21 James Loney, L (1, 3)<br>OBP: 0.348, SLG: 0.379 | 1 SAFE<br>C FF 91<br>C FF 91<br>B FF 92<br>B SI 88<br>B KC 76<br>X FC 86<br>3-2 ③<br>L9 | | | B CH 82<br>B CH 87<br>B FF 88<br>B FF 88<br>4-0<br>BB | | B SI 90<br>C SI 89<br>S SI 89<br>X FS 83<br>1-2 ②③<br>L1-3<br>1-1 | | | F FS 80<br>S FS 80<br>F FS 79<br>B FS 79<br>X FS 81<br>1-2 ②<br>L8 | | 3 | 0 | 0 | 0 | 1 | 0 | 2 |
| 8 Desmond Jennings, R (1, 8)<br>OBP: 0.326, SLG: 0.383 | | C FC 86<br>B FF 91<br>F FC 86<br>S KC 76<br>1-3 ①<br>K | | 1 SAFE<br>B FF 89<br>B CH 85<br>C FF 88<br>C FC 85<br>F FC 86<br>F FF 90<br>C KC 76<br>2-3 ②<br>K | | | F SI 89<br>B SL 81<br>C SI 89<br>F SL 80<br>B SL 82<br>X SI 89<br>2-2 ①<br>L8 | | B FF 89<br>C FF 88<br>C FS 79<br>B FS 80<br>F FS 81<br>X FS 81<br>2-2 ③<br>G5-3 | | 4 | 0 | 0 | 0 | 0 | 2 | 1 |
| 9 Wil Myers, R (1, 9)<br>OBP: 0.313, SLG: 0.354 | | C KC 75<br>B KC 76<br>B FC 85<br>B FC 87<br>B FF 92<br>4-1<br>28<br>S<br>11<br>S<br>BB | | C FC 87<br>X FF 91<br>0-1 ③<br>F8 | | | C SL 80<br>C SI 90<br>B SL 80<br>B SL 81<br>B<br>B SI 89<br>4-2<br>BB | | | B SL 85<br>B SL 87<br>B SL 85<br>C SL 82<br>F SL 88<br>B FF 92<br>4-2<br>11<br>FC6-4<br>BB | 1 | 0 | 0 | 0 | 3 | 0 | 1 |
| 11 Yunel Escobar, R (1, 6)<br>OBP: 0.327, SLG: 0.344<br>43 Ali Solis, R (10, PR)<br>(10, 2) | | B FF 91<br>B FC 86<br>B FF 90<br>X FF 90<br>3-0 ②<br>P3<br>1-2 | | | C CH 84<br>B KC 76<br>B KC 75<br>X FF 89<br>2-1<br>28<br>SH1<br>7<br>1B<br>2B | | C SI 90<br>F SI 90<br>C SI 90<br>0-3 ②<br>K | | | 1 SAFE<br>X SL 81<br>0-0 ①<br>FC6-4<br>1-2f | 4<br>0 | 1<br>0 | 1<br>0 | 0<br>0 | 0<br>0 | 1<br>0 | 3<br>0 |
| 28 José Molina, R (1, 2)<br>OBP: 0.177, SLG: 0.133<br>1 Sean Rodríguez, R (10, PH)<br>OBP: 0.282, SLG: 0.570<br>(10, 4) | | C FF 91<br>X FF 88<br>0-1 ③<br>G5-3<br>2-3 | | | X FF 90<br>0-0 ①<br>SH1<br>2-3 | | C SI 90<br>1 SAFE<br>B SI 90<br>F SI 90<br>F SI 90<br>D SL 80<br>F SI 88<br>F SI 89<br>X SI 88<br>2-2 ③<br>F8 | | | F SL 84<br>S SL 84<br>X FS 86<br>0-2 ②<br>F9 | 2<br>1 | 0<br>0 | 0<br>0 | 0<br>0 | 0<br>0 | 0<br>0 | 2<br>1 |
| Inning Stats | R: 1<br>E: 1<br>K: 0<br>S: 17<br>H: 2<br>LOB: 1<br>BB: 0<br>P: 28 | R: 0<br>E: 0<br>K: 1<br>S: 7<br>H: 0<br>LOB: 1<br>BB: 1<br>P: 15 | R: 0<br>E: 0<br>K: 1<br>S: 9<br>H: 0<br>LOB: 0<br>BB: 0<br>P: 14 | R: 0<br>E: 0<br>K: 1<br>S: 9<br>H: 0<br>LOB: 1<br>BB: 1<br>P: 15 | R: 1<br>E: 0<br>K: 1<br>S: 8<br>H: 2<br>LOB: 0<br>BB: 0<br>P: 13 | R: 0<br>E: 0<br>K: 0<br>S: 5<br>H: 0<br>LOB: 0<br>BB: 1<br>P: 11 | R: 0<br>E: 0<br>K: 1<br>S: 15<br>H: 0<br>LOB: 1<br>BB: 1<br>P: 23 | R: 0<br>E: 0<br>K: 1<br>S: 8<br>H: 0<br>LOB: 0<br>BB: 0<br>P: 14 | R: 0<br>E: 0<br>K: 1<br>S: 11<br>H: 0<br>LOB: 0<br>BB: 0<br>P: 14 | R: 0<br>E: 0<br>K: 0<br>S: 7<br>H: 0<br>LOB: 1<br>BB: 1<br>P: 12 | 1B: 2<br>2B: 3<br>3B: 0<br>HR: 0 | SF: 0<br>SAC: 1<br>DP: 1<br>HBP: 0 | | | | | | |

# TOP

## Tampa Bay Rays @ Boston Red Sox

Fenway Park, Boston, MA

Fri May 30 2014, 7:14 PM - 11:07 PM EDT

Att. 35,820 - Cloudy - 69 F

livebaseballscorecards.com

| | |
|---|---|
| AB | 31 |
| R | 2 |
| H | 4 |
| RBI | 2 |
| BB | 5 |
| SO | 7 |
| LOB | 12 |

WP: 0 PA: 37
PB: 0
SB: 2
CS: 1

| PITCHER | | IP | WLS | BF | H | R | ER | SO | BB | IBB | HBP | BLK | WP | HR | S | P | ERA | WHIP |
|---|---|---|---|---|---|---|---|---|---|---|---|---|---|---|---|---|---|---|
| 67 Brandon Workman, R<br>ERA: 3.24 | (1, 1) | 5.1 | | 21 | 4 | 2 | 2 | 4 | 2 | 0 | 0 | 0 | 0 | 0 | 51 | 87 | 3.38 | 1.125 |
| 35 Burke Badenhop, R<br>ERA: 2.01 | (6, 1) | 1.2 | | 6 | 0 | 0 | 0 | 1 | 2 | 0 | 0 | 0 | 0 | 0 | 19 | 32 | 0.00 | 1.200 |
| 36 Junichi Tazawa, R<br>ERA: 2.16 | (8, 1) | 1.0 | | 3 | 0 | 0 | 0 | 1 | 0 | 0 | 0 | 0 | 0 | 0 | 8 | 14 | 0.00 | 0.000 |
| 19 Koji Uehara, R<br>ERA: 0.79 | (9, 1) | 1.0 | | 3 | 0 | 0 | 0 | 1 | 0 | 0 | 0 | 0 | 0 | 0 | 11 | 14 | 0.00 | 0.000 |
| 54 Edward Mujica, R<br>ERA: 6.41 | (10, 1) | 0.2 | | 3 | 0 | 0 | 0 | 0 | 1 | 0 | 0 | 0 | 0 | 0 | 6 | 10 | 0.00 | 1.500 |

| PITCHER | | IP | WLS | BF | H | R | ER | SO | BB | IBB | HBP | BLK | WP | HR | S | P | ERA | WHIP |
|---|---|---|---|---|---|---|---|---|---|---|---|---|---|---|---|---|---|---|
| 30 Andrew Miller, L<br>ERA: 2.63 | (10, 1) | 0.1 | W | 1 | 0 | 0 | 0 | 0 | 0 | 0 | 0 | 0 | 0 | 0 | 1 | 2 | 0.00 | 0.000 |

| Batter | 1 | 2 | 3 | 4 | 5 | 6 | 7 | 8 | 9 | 10 | AB | R | H | RBI | BB | SO | LOB |
|---|---|---|---|---|---|---|---|---|---|---|---|---|---|---|---|---|---|
| 26 Brock Holt, L (1, 5)<br>OBP: 0.349, SLG: 0.390 | C FF 91<br>C SI 92<br>C FC 86<br>0-3 ① K | | C SI 93<br>C KC 78<br>B SI 94<br>S FF 94<br>1-3 ① K | | C KC 77<br>X FC 86<br>0-1 ② F8 | | 1 SAFE<br>1 SAFE<br>L SI 90<br>1 SAFE<br>T SI 91<br>S SI 92<br>0-3 ① K | | B FF 90<br>B CU 77<br>F FF 90<br>B FF 90<br>B FF 89<br>4-1 2 1B BB | | 4 | 0 | 0 | 0 | 1 | 3 | 1 |
| 2 Xander Bogaerts, R (1, 6)<br>OBP: 0.393, SLG: 0.435 | C CH 85<br>B SI 93<br>C KC 79<br>B CH 87<br>F KC 79<br>B FC 86<br>S CH 86<br>3-3 ② K | | C KC 77<br>F FC 86<br>B SI 94<br>X FC 85<br>1-2 ② F7 | | B KC 77<br>S CH 85<br>X KC 79<br>1-1 15 1B 34 1B 1B | | C CH 84<br>1 SAFE<br>X CH 85<br>0-1 15 F9 1-H 2B | | C CU 78<br>S FF 90<br>B FS 81<br>X FF 90<br>1-2 15 DI 1-3 1B | | 5 | 1 | 3 | 1 | 0 | 1 | 0 |
| 15 Dustin Pedroia, R (1, 4)<br>OBP: 0.349, SLG: 0.383<br>10 Jonathan Herrera, S (10, 4)<br>OBP: 0.277, SLG: 0.171 | C SI 93<br>F SI 94<br>B FC 88<br>B FF 94<br>F FC 86<br>F CH 87<br>F SI 92<br>B SI 94<br>B SI 94<br>4-2 34 HBP BB | | B SI 93<br>X SI 93<br>1-0 ③ G3 | | C SI 92<br>B SI 93<br>B CH 85<br>F CH 86<br>F SI 94<br>X FC 88<br>2-2 34 1B 1-2 1B | | X FF 92<br>0-0 ② F9 2-3 | | C FS 82<br>F CU 80<br>D FS 84<br>F FS 82<br>X FS 83<br>1-2 ③ G5-3 1-2 | | 4<br>0 | 0<br>0 | 1<br>0 | 0<br>0 | 1<br>0 | 0<br>0 | 3<br>0 |
| 34 David Ortiz, L (1, 10)<br>OBP: 0.372, SLG: 0.503 | H SI 94<br>1-0 1-2 HBP | F SI 92<br>B FF 94<br>F FC 87<br>B SI 95<br>F CH 87<br>X SI 95<br>2-2 ① F8 | | C SI 94<br>C SI 95<br>X SI 96<br>0-2 1-2 2-H 1B | | B CH 86<br>F CH 85<br>B CH 86<br>F SI 94<br>X CH 86<br>2-2 ③ F8 | | X<br>0-0 ① G4-3 | | 4 | 0 | 1 | 1 | 0 | 0 | 1 |
| 5 Jonny Gomes, R (1, 7)<br>OBP: 0.336, SLG: 0.405 | C SI 94<br>C SI 94<br>B KC 80<br>S<br>1-3 ③ K | | | B KC 80<br>S CH 86<br>F KC 81<br>B CH 88<br>X SI 95<br>2-2 ② F9 | S CH 86<br>F SI 94<br>X SI 96<br>0-2 ③ F9 | | | X SI 95<br>0-0 ① G5-3 | | C FF 92<br>B CH 85<br>H CH 82<br>2-1 40 3B HBP | 4 | 1 | 0 | 0 | 0 | 1 | 4 |
| 40 A.J. Pierzynski, L (1, 2)<br>OBP: 0.314, SLG: 0.415 | | B SI 93<br>F SI 93<br>B SI 94<br>S FC 85<br>X SI 94<br>2-2 E5 | | C FC 86<br>X FC 87<br>0-1 2B | | X SI 91<br>0-0 ① G4-3 | | C FF 97<br>X SI 96<br>0-1 ② G6-3 | | F CH 84<br>1 SAFE<br>S CH 85<br>D CH 82<br>1 SAFE<br>X CH 85<br>1-2 1-H 3B | 5 | 0 | 2 | 1 | 0 | 0 | 0 |
| 37 Mike Carp, L (1, 3)<br>OBP: 0.321, SLG: 0.294 | | C FC 86<br>C SI 94<br>B SI 94<br>X SI 94<br>1-2 ① F7 | | H SI 93<br>1-0 38 FC6 HBP | | B KC 77<br>X FC 84<br>1-0 ② P5 | | C FF 97<br>B SI 98<br>B FF 98<br>F FF 97<br>T SI 98<br>2-2 ③ K | | | 3 | 0 | 0 | 0 | 0 | 1 | 1 |
| 38 Grady Sizemore, L (1, 9)<br>OBP: 0.298, SLG: 0.351 | | B SI 94<br>F FC 86<br>1 SAFE<br>X FC 86<br>1-1 ② F8 | | B SI 93<br>C SI 93<br>F FC 85<br>B SI 94<br>X SI 95<br>2-2 ③ FC6 1-2f | | C SI 91<br>F CH 85<br>F SI 93<br>S KC 79<br>0-3 ③ K | | | B FS 82<br>C CU 77<br>B CU 78<br>F FF 90<br>S FS 82<br>2-3 ① K | 4 | 0 | 0 | 0 | 0 | 2 | 3 |
| 25 Jackie Bradley Jr., L (1, 8)<br>OBP: 0.289, SLG: 0.294 | | C SI 94<br>X SI 94<br>0-1 ③ L7 | | | B KC 79<br>B SI 92<br>X SI 92<br>2-0 ① G3 | | S KC 77<br>C KC 77<br>B KC 79<br>B FC 85<br>X SI 92<br>2-2 2 2B 1B | | | F CU 77<br>B CU 78<br>C FS 82<br>S FS 82<br>1-3 ② K | 4 | 1 | 1 | 0 | 0 | 1 | 1 |
| Inning Stats | R: 0<br>E: 0<br>K: 3<br>S: 15<br>H: 0<br>LOB: 2<br>BB: 1<br>P: 24 | R: 0<br>E: 1<br>K: 0<br>S: 10<br>H: 0<br>LOB: 1<br>BB: 0<br>P: 14 | R: 0<br>E: 0<br>K: 1<br>S: 7<br>H: 0<br>LOB: 0<br>BB: 0<br>P: 10 | R: 0<br>E: 0<br>K: 0<br>S: 12<br>H: 1<br>LOB: 2<br>BB: 0<br>P: 19 | R: 1<br>E: 0<br>K: 0<br>S: 15<br>H: 3<br>LOB: 2<br>BB: 0<br>P: 20 | R: 0<br>E: 0<br>K: 1<br>S: 6<br>H: 0<br>LOB: 0<br>BB: 0<br>P: 7 | R: 1<br>E: 0<br>K: 1<br>S: 12<br>H: 2<br>LOB: 1<br>BB: 0<br>P: 16 | R: 0<br>E: 0<br>K: 1<br>S: 6<br>H: 0<br>LOB: 0<br>BB: 0<br>P: 8 | R: 0<br>E: 0<br>K: 2<br>S: 14<br>H: 1<br>LOB: 2<br>BB: 1<br>P: 23 | R: 1<br>E: 0<br>K: 0<br>S: 5<br>H: 1<br>LOB: 1<br>BB: 0<br>P: 8 | 1B: 5<br>2B: 2<br>3B: 1<br>HR: 0 | SF: 0<br>SAC: 0<br>DP: 0<br>HBP: 3 | WP: 0<br>PB: 0<br>SB: 0<br>CS: 0 | PA: 42 | | | |

| PITCHER | IP | WLS | BF | H | R | ER | SO | BB | IBB | HBP | BLK | WP | HR | S | P | ERA | WHIP |
|---|---|---|---|---|---|---|---|---|---|---|---|---|---|---|---|---|---|
| 14 David Price, L (1, 1)<br>ERA: 4.27 | 7.0 | | 31 | 6 | 2 | 2 | 6 | 1 | 0 | 2 | 0 | 0 | 0 | 77 | 110 | 2.57 | 1.000 |
| 57 Jake McGee, L (8, 1)<br>ERA: 1.09 | 1.0 | | 3 | 0 | 0 | 0 | 1 | 0 | 0 | 0 | 0 | 0 | 0 | 6 | 8 | 0.00 | 0.000 |
| 62 Joel Peralta, R (9, 1)<br>ERA: 4.88 | 1.0 | | 5 | 1 | 0 | 0 | 2 | 1 | 0 | 0 | 0 | 0 | 0 | 14 | 23 | 0.00 | 2.000 |
| 46 Juan Carlos Oviedo, R (10, 1)<br>ERA: 2.12 | 0.1 | L | 3 | 1 | 1 | 1 | 0 | 0 | 0 | 1 | 0 | 0 | 0 | 5 | 8 | 27.00 | 3.000 |

| PITCHER | IP | WLS | BF | H | R | ER | SO | BB | IBB | HBP | BLK | WP | HR | S | P | ERA | WHIP |
|---|---|---|---|---|---|---|---|---|---|---|---|---|---|---|---|---|---|

# BOTTOM

# Tampa Bay Rays @ Boston Red Sox

Fenway Park, Boston, MA

Fri May 30 2014, 7:14 PM - 11:07 PM EDT
Att. 35,820 - Cloudy - 69 F

livebaseballscorecards.com

| | |
|---|---|
| AB | 37 |
| R | 3 |
| H | 8 |
| RBI | 3 |
| BB | 2 |
| SO | 9 |
| LOB | 14 |

| Batter | 1 | 2 | 3 | 4 | 5 | 6 | 7 | 8 | 9 | AB | R | H | RBI | BB | SO | LOB |
|---|---|---|---|---|---|---|---|---|---|---|---|---|---|---|---|---|
| 7 David DeJesus, L (1, 10)<br>OBP: 0.348, SLG: 0.466 | B FF 93<br>B FF 93<br>C FF 95<br>F FF 96<br>B SI 89<br>C CH 88<br>3-3 ① K | | C CU 76<br>S CH 86<br>X FF 97<br>0-2 ② G4-3 | | | B SI 91<br>C FF 93<br>B FF 94<br>F CH 83<br>X CH 88<br>2-2 ① G3-1 | | B SI 93<br>B CH 88<br>X SI 92<br>2-0 2B | | 4 | 0 | 1 | 0 | 0 | 1 | 0 |
| 18 Ben Zobrist, S (1, 6)<br>OBP: 0.342, SLG: 0.358 | C FF 96<br>X SI 95<br>0-1 ② F7 | | X FF 95<br>0-0 2B | | | C SL 80<br>B CH 87<br>S CH 86<br>T CH 86<br>1-2 ② K | | C FF 93<br>B CU 80<br>X CU 81<br>1-1 ③ G3-1 | | 4 | 0 | 1 | 0 | 0 | 1 | 1 |
| 20 Matt Joyce, L (1, 7)<br>OBP: 0.362, SLG: 0.390 | C SI 94<br>B FF 96<br>B CH 87<br>C SI 90<br>F FF 97<br>B FF 97<br>S CH 88<br>3-3 ③ K | | B CH 87<br>S CH 87<br>S CH 87<br>F SI 90<br>F CH 85<br>F FF 99<br>X CH 89<br>1-2 ③ G4-3 | | | B SI 95<br>B FF 96<br>S CH 86<br>B FF 95<br>F FF 95<br>F CH 88<br>F CH 88<br>X FF 89<br>3-2 ③ G6-3 | | | B FF 91<br>F SI 92<br>B CH 89<br>F FF 93<br>B CU 81<br>X FF 92<br>3-2 ① F7 | 4 | 0 | 0 | 0 | 0 | 1 | 1 |
| 3 Evan Longoria, R (1, 5)<br>OBP: 0.322, SLG: 0.370 | | C FF 94<br>B SL 84<br>C SL 80<br>S FF 90<br>1-3 ① K | | B SL 81<br>S CH 84<br>F FF 94<br>X FF 90<br>1-2 ① G6-3 | | | C FF 93<br>B CH 86<br>X CH 85<br>1-1 ① G5-3 | | X FC 92<br>0-0 ② L8 | 4 | 0 | 0 | 0 | 0 | 1 | 0 |
| 21 James Loney, L (1, 3)<br>OBP: 0.351, SLG: 0.381 | | B FF 94<br>X FF 92<br>1-0 ② F8 | | S CH 86<br>X CH 88<br>0-1 ② G4-3 | | | B FF 96<br>B FF 95<br>S CH 86<br>B CH 87<br>F CH 85<br>X CH 88<br>3-2 8 G4-3 1B | | B FF 93<br>B SI 91<br>C SI 93<br>F SI 91<br>B CU 82<br>X SI 91<br>3-2 8 DI 1B | 4 | 0 | 2 | 0 | 0 | 0 | 0 |
| 8 Desmond Jennings, R (1, 8)<br>OBP: 0.324, SLG: 0.380 | | B FF 94<br>X FF 94<br>1-0 39 1B 1B | | B FF 95<br>C CH 85<br>B SL 82<br>C CH 86<br>F FF 97<br>F SI 90<br>B CH 86<br>F CH 87<br>S CH 88<br>3-3 ③ K | | | C FF 96<br>C SL 82<br>F FF 97<br>X CH 88<br>0-2 ② ③ G4-3<br>1-2f | | C CU 82<br>S CU 81<br>S FF 93<br>0-3 ③ K<br>1-2 | 4 | 0 | 1 | 0 | 0 | 2 | 2 |
| 39 Kevin Kiermaier, L (1, 9)<br>OBP: 0.333, SLG: 0.733 | | F FF 95<br>B CH 87<br>X SI 89<br>1-1<br>1-3 1B | | | L SI 90<br>C FF 94<br>B SI 95<br>C FF 95<br>1-3 ① K | | | F SI 94<br>B FC 93<br>B FF 92<br>X SI 93<br>2-1 IHR | | 3 | 1 | 2 | 1 | 0 | 1 | 0 |
| 1 Sean Rodríguez, R (1, 4)<br>OBP: 0.273, SLG: 0.549 | | B FF 96<br>B FF 95<br>S CH 88<br>F FF 95<br>B FF 98<br>X CH 87<br>3-2 ③ G5-3 | | | S SL 81<br>C FF 97<br>B FF 97<br>S SL 84<br>1-3 ② K | | | B CU 83<br>C FF 93<br>F CU 83<br>F FF 94<br>S CU 83<br>1-3 ① K | | 3 | 0 | 0 | 0 | 0 | 2 | 2 |
| 43 Ali Solis, R (1, 2)<br>28 José Molina, R (3, PH)<br>OBP: 0.173, SLG: 0.130 (3, 2) | | | S FF 93<br>S SL 86<br>B SL 85<br>B FF 96<br>C CH 86<br>2-3 ① K | | B FF 95<br>F FF 93<br>F SL 84<br>X FF 96<br>1-2 ③ G6-3 | | | F FF 93<br>F CU 81<br>B CU 83<br>B CU 79<br>B FC 93<br>F FF 92<br>X FF 92<br>3-2 ② L6 | | 0<br>3 | 0<br>0 | 0<br>0 | 0<br>0 | 0<br>0 | 0<br>1 | 0<br>0 |
| Inning Stats | R: 0<br>E: 0<br>K: 2<br>S: 9<br>H: 0<br>LOB: 0<br>BB: 0<br>P: 15 | R: 0<br>E: 0<br>K: 1<br>S: 10<br>H: 2<br>LOB: 2<br>BB: 0<br>P: 17 | R: 0<br>E: 0<br>K: 1<br>S: 13<br>H: 1<br>LOB: 1<br>BB: 0<br>P: 16 | R: 0<br>E: 0<br>K: 1<br>S: 11<br>H: 0<br>LOB: 0<br>BB: 0<br>P: 15 | R: 0<br>E: 0<br>K: 2<br>S: 9<br>H: 0<br>LOB: 0<br>BB: 0<br>P: 12 | R: 0<br>E: 0<br>K: 1<br>S: 11<br>H: 0<br>LOB: 0<br>BB: 0<br>P: 17 | R: 0<br>E: 0<br>K: 0<br>S: 9<br>H: 1<br>LOB: 0<br>BB: 0<br>P: 13 | R: 1<br>E: 0<br>K: 1<br>S: 13<br>H: 2<br>LOB: 1<br>BB: 0<br>P: 22 | R: 0<br>E: 0<br>K: 1<br>S: 10<br>H: 1<br>LOB: 1<br>BB: 0<br>P: 16 | 1B: 4<br>2B: 2<br>3B: 0<br>HR: 1<br>SF: 0<br>SAC: 0<br>DP: 1<br>HBP: 0 | | | | | | |

| PITCHER | | IP | WLS | BF | H | R | ER | SO | BB | IBB | HBP | BLK | WP | HR | S | P | ERA | WHIP |
|---|---|---|---|---|---|---|---|---|---|---|---|---|---|---|---|---|---|---|
| 62 Rubby De La Rosa, R<br>ERA: | (1, 1) | 7.0 | W | 24 | 4 | 0 | 0 | 8 | 0 | 0 | 0 | 0 | 0 | 0 | 72 | 105 | 0.00 | 0.571 |
| 52 Alex Wilson, R<br>ERA: 3.0 | (8, 1) | 2.0 | | 9 | 3 | 1 | 1 | 2 | 0 | 0 | 0 | 0 | 0 | 0 | 23 | 38 | 4.50 | 1.500 |

| PITCHER | IP | WLS | BF | H | R | ER | SO | BB | IBB | HBP | BLK | WP | HR | S | P | ERA | WHIP |
|---|---|---|---|---|---|---|---|---|---|---|---|---|---|---|---|---|---|

# TOP

## Tampa Bay Rays @ Boston Red Sox

Fenway Park, Boston, MA

Sat May 31 2014, 7:17 PM - 10:22 PM EDT

Att. 37,076 - Clear - 57 F

livebaseballscorecards.com

| | |
|---|---|
| AB | 33 |
| R | 1 |
| H | 7 |
| RBI | 1 |
| BB | 0 |
| SO | 10 |
| LOB | 6 |

| | | | |
|---|---|---|---|
| WP: 0 | PB: 0 | SB: 0 | CS: 0 |
| PA: 33 | | | |

# Tampa Bay Rays @ Boston Red Sox

Fenway Park, Boston, MA

Sat May 31 2014, 7:17 PM - 10:22 PM EDT

Att. 37,076 - Clear - 57 F

BOTTOM

livebaseballscorecards.com

| Batter | 1 | 2 | 3 | 4 | 5 | 6 | 7 | 8 | 9 | AB | R | H | RBI | BB | SO | LOB |
|---|---|---|---|---|---|---|---|---|---|---|---|---|---|---|---|---|
| 26 Brock Holt, L (1, 5)<br>OBP: 0.352, SLG: 0.427 | C FF 92<br>B SI 92<br>B FF 92<br>X FF 92<br>2-1<br>G3 | | C FF 90<br>1 SAFE<br>F FF 90<br>B FF 91<br>B FF 88<br>B SI 90<br>X FF 90<br>3-2<br>1-H<br>HR | 1 SAFE<br>B SL 81<br>B SL 81<br>F FF 89<br>F FF 89<br>C FF 89<br>2-3<br>K | D SL 83<br>B FF 90<br>C FF 89<br>C FF 89<br>B FF 90<br>X SL 83<br>3-2<br>1-2<br>1B | | | C FF 87<br>B SL 80<br>F FF 88<br>B FF 89<br>S CU 70<br>2-3<br>K | | 5 | 1 | 2 | 2 | 0 | 2 | 1 |
| 2 Xander Bogaerts, R (1, 6)<br>OBP: 0.397, SLG: 0.438 | C FC 88<br>B FF 88<br>B FF 92<br>X FF 92<br>2-1<br>40<br>WP<br>2B | | C FF 92<br>B FC 87<br>B FC 86<br>B FS 86<br>C FF 91<br>B FF 91<br>4-2<br>37<br>WP<br>40<br>1B<br>37<br>SF8<br>BB | B SL 83<br>B FF 90<br>I IN 76<br>I IN 74<br>4-0<br>40<br>1B<br>1-2<br>IBB | S SL 84<br>X FF 91<br>0-1<br>F9 | | | B SL 81<br>F FF 88<br>X SL 82<br>1-1<br>P6 | | 3 | 1 | 1 | 0 | 2 | 0 | 2 |
| 40 A.J. Pierzynski, L (1, 2)<br>OBP: 0.318, SLG: 0.417 | C CU 72<br>B FF 89<br>F FS 87<br>B FS 85<br>S FS 85<br>2-3<br>K<br>2-3 | | F FS 83<br>X FS 83<br>0-1<br>37<br>WP<br>1-2<br>1B | X SL 83<br>0-0<br>1-3<br>2-H<br>1B | | B CU 67<br>X FF 88<br>1-0<br>F8 | | | | 4 | 0 | 2 | 1 | 0 | 1 | 1 |
| 34 David Ortiz, L (1, 10)<br>OBP: 0.366, SLG: 0.492 | B FF 92<br>F FS 85<br>C FS 87<br>D FS 86<br>S FS 87<br>2-3<br>K | | F FS 84<br>F FF 91<br>B FF 91<br>F FF 91<br>B FS 86<br>F FS 85<br>F FF 91<br>F FS 86<br>F FF 92<br>2-3<br>S FC 88<br>K | X FF 89<br>0-0<br>F9 | | X FF 89<br>0-0<br>P3 | | | | 4 | 0 | 0 | 0 | 0 | 2 | 5 |
| 37 Mike Carp, L (1, 3)<br>OBP: 0.317, SLG: 0.286 | | F SI 91<br>H CU 72<br>1-1<br>HBP | S FF 92<br>B FF 91<br>F FF 91<br>B FS 85<br>B FF 89<br>X FC 87<br>3-2<br>SF8<br>1-2<br>2-H | X SL 82<br>0-0<br>G6-3 | B FF 89<br>X FF 90<br>1-0<br>G4-3 | | | | | 2 | 0 | 0 | 1 | 0 | 0 | 0 |
| 5 Jonny Gomes, R (1, 7)<br>OBP: 0.327, SLG: 0.392 | | B FC 85<br>X FC 86<br>1-0<br>P6 | B FF 91<br>B FC 86<br>F FF 91<br>B FF 89<br>C FF 91<br>C FF 91<br>3-3<br>K | B FF 90<br>B SL 81<br>X FF 90<br>2-0<br>G4-3 | | | B FF 88<br>C SL 83<br>B FF 88<br>X FF 90<br>2-1<br>G5-3 | | | 4 | 0 | 0 | 0 | 0 | 1 | 2 |
| 38 Grady Sizemore, L (1, 9)<br>OBP: 0.302, SLG: 0.355 | F FF 91<br>B FF 91<br>F FF 91<br>D FC 87<br>F FF 92<br>S FS 86<br>2-3<br>K | | | B FS 82<br>C FS 82<br>X FC 85<br>1-1<br>25<br>G4-3<br>25<br>S<br>10<br>1B<br>1B | C CU 69<br>F SL 81<br>F CU 68<br>F FF 90<br>X SL 82<br>0-2<br>25<br>HR<br>1B | | B FF 90<br>X FF 90<br>1-0<br>L8 | | | 4 | 2 | 2 | 0 | 0 | 1 | 1 |
| 25 Jackie Bradley Jr., L (1, 8)<br>OBP: 0.288, SLG: 0.311 | B FF 92<br>B FF 91<br>S FF 90<br>F FF 91<br>C FF 92<br>2-3<br>K | | | B FF 90<br>B FF 89<br>F FF 89<br>C FS 83<br>F FF 89<br>X FS 84<br>2-2<br>G4-3<br>1-3 | 1 SAFE<br>B SL 81<br>B FF 90<br>1 SAFE<br>C FF 90<br>D FF 90<br>X FF 90<br>3-1<br>1-H<br>HR | | X FF 89<br>0-0<br>G4-3 | | | 4 | 1 | 1 | 2 | 0 | 1 | 2 |
| 10 Jonathan Herrera, S (1, 4)<br>OBP: 0.314, SLG: 0.222 | | | C FF 89<br>C FF 89<br>B FS 83<br>B FS 85<br>X FS 84<br>2-2<br>26<br>HR<br>1B | X FS 83<br>0-0<br>2<br>WP<br>40<br>1B<br>3-H<br>1B | C FF 90<br>C CU 70<br>X SL 83<br>0-2<br>26<br>1B<br>1B | | | X FF 88<br>0-0<br>G5-3 | | 4 | 2 | 3 | 1 | 0 | 0 | 0 |
| Inning Stats | R: 0<br>E: 0<br>K: 2<br>S: 10<br>H: 1<br>LOB: 1<br>BB: 0<br>P: 18 | R: 0<br>E: 0<br>K: 2<br>S: 9<br>H: 0<br>LOB: 1<br>BB: 0<br>P: 15 | R: 3<br>E: 0<br>K: 2<br>S: 24<br>H: 3<br>LOB: 1<br>BB: 1<br>P: 41 | R: 2<br>E: 0<br>K: 1<br>S: 12<br>H: 3<br>LOB: 2<br>BB: 1<br>P: 21 | R: 2<br>E: 0<br>K: 0<br>S: 17<br>H: 4<br>LOB: 2<br>BB: 0<br>P: 25 | R: 0<br>E: 0<br>K: 0<br>S: 3<br>H: 0<br>LOB: 0<br>BB: 0<br>P: 5 | R: 0<br>E: 0<br>K: 0<br>S: 4<br>H: 0<br>LOB: 0<br>BB: 0<br>P: 7 | R: 0<br>E: 0<br>K: 1<br>S: 6<br>H: 0<br>LOB: 0<br>BB: 0<br>P: 9 | | 1B: 8<br>2B: 1<br>3B: 0<br>HR: 2 | SF: 1<br>SAC: 0<br>DP: 0<br>HBP: 1 | | | | | |

| | AB | 34 |
|---|---|---|
| | R | 7 |
| | H | 11 |
| | RBI | 7 |
| | BB | 2 |
| | SO | 8 |
| | LOB | 14 |

WP: 3 PB: 0 SB: 1 CS: 0 PA: 38

| PITCHER | | IP | WLS | BF | H | R | ER | SO | BB | IBB | HBP | BLK | WP | HR | S | P | ERA | WHIP |
|---|---|---|---|---|---|---|---|---|---|---|---|---|---|---|---|---|---|---|
| 23 Jake Odorizzi, R<br>ERA: 5.13 | (1, 1) | 3.1 | L | 18 | 6 | 5 | 5 | 6 | 1 | 0 | 1 | 0 | 2 | 1 | 50 | 84 | 13.50 | 2.100 |
| 27 Cesár Ramos, L<br>ERA: 4.43 | (4, 1) | 4.2 | | 20 | 5 | 2 | 2 | 2 | 0 | 1 | 0 | 0 | 1 | 1 | 35 | 57 | 3.86 | 1.071 |

| PITCHER | IP | WLS | BF | H | R | ER | SO | BB | IBB | HBP | BLK | WP | HR | S | P | ERA | WHIP |
|---|---|---|---|---|---|---|---|---|---|---|---|---|---|---|---|---|---|

| Batter | 1 | 2 | 3 | 4 | 5 | 6 | 7 | 8 | 9 | AB | R | H | RBI | BB | SO | LOB |
|---|---|---|---|---|---|---|---|---|---|---|---|---|---|---|---|---|
| 18 Ben Zobrist, S (1, 6) (7, 9)<br>OBP: 0.340, SLG: 0.355 | C FF 94<br>C CU 76<br>C FF 94<br>0-3<br>K | | B CU 75<br>C FF 93<br>B CU 76<br>F FC 89<br>F FF 94<br>X FC 87<br>2-2<br>G5-3 | | | X FF 92<br>0-0<br>F8 | | X FF 91<br>0-0<br>3<br>G5-3<br>8<br>BB<br>1B | | 4 | 0 | 1 | 0 | 0 | 1 | 0 |
| 8 Desmond Jennings, R (1, 8)<br>OBP: 0.327, SLG: 0.376 | B FF 95<br>B FF 95<br>F FC 90<br>S FF 91<br>B FF 94<br>F FF 90<br>B FF 95<br>4-2<br>3<br>1B<br>BB | | C CU 74<br>B FF 93<br>F FC 89<br>B FC 88<br>S FF 93<br>2-3<br>K | | | B FF 91<br>S CH 84<br>B FF 92<br>S FC 88<br>B FC 87<br>X FF 92<br>3-2<br>F8 | | B SL 84<br>M SL 84<br>B SL 87<br>F SL 86<br>F FS 85<br>B FS 87<br>B FF 93<br>4-2<br>19<br>E<br>3<br>G5-3<br>1-2<br>BB | | 2 | 0 | 0 | 0 | 2 | 1 | 0 |
| 3 Evan Longoria, R (1, 5)<br>OBP: 0.325, SLG: 0.372 | B FF 94<br>S FF 94<br>B CU 75<br>B FF 90<br>C FF 93<br>X FF 95<br>3-2<br>1-2<br>1B | | | B CU 74<br>B FF 92<br>C FF 92<br>S FC 90<br>S CU 77<br>2-3<br>K | | B FF 88<br>F CH 85<br>X CU 75<br>1-1<br>19<br>WP<br>1B | | B SL 84<br>F SL 85<br>C FS 88<br>X SL 80<br>1-2<br>G5-3<br>1-2<br>2-3f | | 4 | 0 | 2 | 0 | 0 | 1 | 2 |
| 19 Jerry Sands, R (1, 10) | C FF 95<br>B FF 96<br>F FF 93<br>C FF 95<br>1-3<br>K | | | F FC 90<br>B FF 93<br>F FF 90<br>S CU 78<br>1-3<br>K | | B FF 92<br>S FC 89<br>C FF 92<br>B CU 80<br>B FF 90<br>F FC 88<br>S FF 93<br>3-3<br>K<br>1-2 | | B SL 85<br>F SL 82<br>B FS 87<br>X SL 84<br>2-1<br>E3<br>2-3 | | 4 | 0 | 0 | 0 | 0 | 3 | 4 |
| 1 Sean Rodríguez, R (1, 7)<br>OBP: 0.272, SLG: 0.535 | C CU 77<br>F FF 95<br>F FF 95<br>X CU 79<br>0-2<br>G6-3 | | | B FF 94<br>C CU 76<br>S FC 90<br>S CU 79<br>1-3<br>K | | | B CU 74<br>C FF 93<br>B FF 92<br>X FC 89<br>2-1<br>21<br>HBP<br>1B | S SL 89<br>C SL 88<br>B FS 88<br>C FF 90<br>1-3<br>K | | 4 | 0 | 1 | 0 | 0 | 2 | 4 |
| 11 Logan Forsythe, R (1, 4)<br>OBP: 0.254, SLG: 0.252 | | B FF 92<br>C FF 92<br>B FC 89<br>X FF 93<br>2-1<br>G5-3 | | | B FF 91<br>B FF 90<br>C FF 90<br>B FC 87<br>F FF 88<br>F FC 88<br>C FF 90<br>3-3<br>K | | C CU 74<br>B FF 93<br>F FC 89<br>S FF 94<br>1-3<br>K | | S FF 87<br>F FF 88<br>S FF 88<br>0-3<br>K | 4 | 0 | 0 | 0 | 0 | 3 | 1 |
| 21 James Loney, L (1, 3)<br>OBP: 0.354, SLG: 0.385 | | X FF 92<br>0-0<br>F7 | | | C FF 92<br>C CU 75<br>B CU 77<br>X FC 85<br>1-2<br>2B | | C FF 89<br>B FF 90<br>B FF 89<br>H FF 89<br>3-1<br>1-2<br>HBP | | C SL 83<br>B FS 80<br>C SI 88<br>X FS 81<br>1-2<br>L1 | 3 | 0 | 1 | 0 | 0 | 0 | 0 |
| 28 José Molina, R (1, 2)<br>OBP: 0.169, SLG: 0.127<br>11 Yunel Escobar, R (7, PH) (7, 6)<br>OBP: 0.324, SLG: 0.340 | | C FF 93<br>X FC 89<br>0-1<br>G5-3 | | | F FF 92<br>C FF 93<br>S CU 79<br>0-3<br>K | | C FC 91<br>X FF 93<br>0-1<br>F8 | | C SL 83<br>X SL 82<br>0-1<br>F7 | 2<br>2 | 0<br>0 | 0<br>0 | 0<br>0 | 0<br>0 | 1<br>0 | 1<br>2 |
| 39 Kevin Kiermaier, L (1, 9)<br>OBP: 0.278, SLG: 0.611<br>43 Ali Solis, R (7, 2) | | | F FF 91<br>B FF 93<br>X SI 89<br>1-1<br>G3-1 | | S FF 93<br>B FC 90<br>B FF 93<br>S SI 91<br>C FC 88<br>2-3<br>K | | S FC 89<br>T FF 93<br>B FF 94<br>S CU 79<br>1-3<br>K | | | 3<br>0 | 0<br>0 | 0<br>0 | 0<br>0 | 0<br>0 | 2<br>0 | 3<br>0 |
| Inning Stats | R: 0<br>E: 0<br>K: 2<br>S: 16<br>H: 1<br>LOB: 2<br>BB: 1<br>P: 24 | R: 0<br>E: 0<br>K: 0<br>S: 5<br>H: 0<br>LOB: 0<br>BB: 0<br>P: 7 | R: 0<br>E: 0<br>K: 1<br>S: 9<br>H: 0<br>LOB: 0<br>BB: 0<br>P: 14 | R: 0<br>E: 0<br>K: 3<br>S: 9<br>H: 0<br>LOB: 0<br>BB: 0<br>P: 13 | R: 0<br>E: 0<br>K: 3<br>S: 13<br>H: 1<br>LOB: 1<br>BB: 0<br>P: 19 | R: 0<br>E: 0<br>K: 1<br>S: 10<br>H: 1<br>LOB: 1<br>BB: 0<br>P: 17 | R: 0<br>E: 0<br>K: 2<br>S: 11<br>H: 1<br>LOB: 2<br>BB: 0<br>P: 18 | R: 0<br>E: 1<br>K: 1<br>S: 12<br>H: 1<br>LOB: 2<br>BB: 1<br>P: 20 | R: 0<br>E: 0<br>K: 1<br>S: 8<br>H: 0<br>LOB: 0<br>BB: 0<br>P: 9 | 1B: 4<br>2B: 1<br>3B: 0<br>HR: 0<br>SF: 0<br>SAC: 0<br>DP: 1<br>HBP: 1 | | | | | | |

# TOP

# Tampa Bay Rays @ Boston Red Sox

Fenway Park, Boston, MA

Sun Jun 01 2014, 1:40 PM - 4:52 PM EDT

Att. 37,688 - Partly Cloudy - 73 F

livebaseballscorecards.com

| | |
|---|---|
| AB | 32 |
| R | 0 |
| H | 5 |
| RBI | 0 |
| BB | 2 |
| SO | 14 |
| LOB | 17 |

| | | | | | | | | | | | | | | | | | | | | | | | | | | | | | | | |
|---|---|---|---|---|---|---|---|---|---|---|---|---|---|---|---|---|---|---|---|---|---|---|---|---|---|---|---|---|---|---|---|
| PITCHER | | IP | WLS | BF | H | R | ER | SO | BB | IBB | HBP | BLK | WP | HR | S | P | ERA | WHIP | PITCHER | | IP | WLS | BF | H | R | ER | SO | BB | IBB | HBP | BLK | WP | HR | S | P | ERA | WHIP |
| 31 Jon Lester, L<br>ERA: 3.15 | (1, 1) | 7.0 | W | 27 | 4 | 0 | 0 | 12 | 1 | 0 | 1 | 0 | 1 | 0 | 73 | 112 | 0.00 | 0.714 | | | | | | | | | | | | | | | | | | | |
| 54 Edward Mujica, R<br>ERA: 6.1 | (8, 1) | 1.0 | | 5 | 1 | 0 | 0 | 1 | 1 | 0 | 0 | 0 | 0 | 0 | 12 | 20 | 0.00 | 2.000 | | | | | | | | | | | | | | | | | | | |
| 19 Koji Uehara, R<br>ERA: 0.76 | (9, 1) | 1.0 | | 3 | 0 | 0 | 0 | 1 | 0 | 0 | 0 | 0 | 0 | 0 | 8 | 9 | 0.00 | 0.000 | | | | | | | | | | | | | | | | | | | |

| | | | | | | | | | | | | | | | | | | | | | | | | | | | | | | | |
|---|---|---|---|---|---|---|---|---|---|---|---|---|---|---|---|---|---|---|---|---|---|---|---|---|---|---|---|---|---|---|---|
| PITCHER | | IP | WLS | BF | H | R | ER | SO | BB | IBB | HBP | BLK | WP | HR | S | P | ERA | WHIP | PITCHER | | IP | WLS | BF | H | R | ER | SO | BB | IBB | HBP | BLK | WP | HR | S | P | ERA | WHIP |

# Tampa Bay Rays @ Boston Red Sox

Fenway Park, Boston, MA

Sun Jun 01 2014, 1:40 PM - 4:52 PM EDT

Att. 37,688 - Partly Cloudy - 73 F

livebaseballscorecards.com

## BOTTOM

| Batter | 1 | 2 | 3 | 4 | 5 | 6 | 7 | 8 | 9 | AB | R | H | RBI | BB | SO | LOB |
|---|---|---|---|---|---|---|---|---|---|---|---|---|---|---|---|---|
| 26 Brock Holt, L (1, 3)<br>OBP: 0.385, SLG: 0.500 | B FF 85<br>C FS 82<br>B FF 84<br>C FF 85<br>B FS 83<br>X FF 89<br>3-2<br>5<br>BB<br>2B | | C FS 82<br>B CU 77<br>X FC 86<br>1-1<br>2B | B FF 88<br>B FF 89<br>C FS 82<br>S FS 83<br>B CH 72<br>X FS 82<br>3-2<br>1-H<br>2-H<br>2B | | | B FF 92<br>F FF 90<br>B CH 80<br>B FF 90<br>B FF 89<br>4-1<br>2<br>S<br>70<br>2B<br>BB | C CU 81<br>X FF 93<br>0-1<br>2<br>PB<br>2B | | 4 | 1 | 4 | 2 | 1 | 0 | 0 |
| 2 Xander Bogaerts, R (1, 6)<br>OBP: 0.389, SLG: 0.427 | B FF 88<br>C FF 87<br>F FF 89<br>S CH 72<br>1-3<br>K<br>① | | X FF 88<br>0-0<br>P4<br>① | B FF 91<br>C FF 86<br>X CH 73<br>1-1<br>G6-3<br>③ | | | S FF 91<br>F FF 91<br>F FF 91<br>S FF 93<br>0-3<br>K<br>①<br>1-2 | B SL 84<br>F SL 84<br>F FF 92<br>F FF 93<br>F FF 92<br>F FF 92<br>D CU 82<br>S CU 82<br>2-3<br>K<br>③<br>2-3 | | 5 | 0 | 0 | 0 | 0 | 3 | 5 |
| 15 Dustin Pedroia, R (1, 4)<br>OBP: 0.347, SLG: 0.379<br>70 Garin Cecchini, L (4, 5)<br>OBP: 0.500, SLG: 1.000 | C FF 88<br>B CH 73<br>X CH 75<br>1-1<br>F7<br>② | | C FF 90<br>B CH 75<br>B SI 89<br>C FF 90<br>B SI 90<br>F FF 90<br>X FF 90<br>3-2<br>G6-3<br>② | | C FS 81<br>C FF 84<br>F CU 74<br>F FF 88<br>F FC 85<br>B CH 74<br>B CH 71<br>C FF 88<br>2-3<br>K<br>① | | B CH 83<br>B CH 83<br>C FF 92<br>X FF 92<br>2-1<br>68<br>BB<br>2-H<br>2B | | | 2<br>2 | 0<br>0 | 0<br>1 | 0<br>1 | 0<br>0 | 0<br>1 | 2<br>0 |
| 34 David Ortiz, L (1, 10)<br>OBP: 0.368, SLG: 0.487 | B FS 82<br>F FF 89<br>B FF 89<br>C CH 72<br>B FF 89<br>B CH 73<br>4-2<br>5<br>BB<br>BB | | C FF 90<br>S FC 87<br>S FF 90<br>0-3<br>K<br>③ | | B CU 75<br>F CU 75<br>X CU 75<br>1-1<br>F7<br>② | | I IN 64<br>I IN 63<br>I IN 67<br>I IN 68<br>4-0<br>68<br>BB<br>IBB | | | 2 | 0 | 0 | 0 | 2 | 1 | 1 |
| 5 Jonny Gomes, R (1, 7)<br>OBP: 0.338, SLG: 0.394 | B FF 90<br>B FF 88<br>B SI 88<br>C FF 90<br>B FF 89<br>4-1<br>1-2<br>2-3<br>BB | | | C CU 73<br>B FF 88<br>B FF 88<br>F CH 72<br>F FF 90<br>X FF 90<br>2-2<br>3<br>F9<br>68<br>1B<br>10<br>SF7<br>1B | B SI 89<br>B FS 76<br>C CU 74<br>B FF 88<br>B CU 74<br>4-1<br>BB | | B FF 92<br>F FF 90<br>F FF 91<br>B FF 92<br>T FF 91<br>2-2<br>② | | | 2 | 1 | 1 | 0 | 2 | 1 | 2 |
| 68 Alex Hassan, R (1, 9)<br>OBP: 0.500, SLG: 0.333 | C CH 75<br>C FF 90<br>C CH 74<br>0-3<br>K<br>③ | | | B FF 89<br>C CH 72<br>F FF 90<br>B CU 75<br>F CH 71<br>B CH 73<br>X CH 71<br>3-2<br>3<br>F9<br>26<br>2B<br>1-2<br>1B | S FF 94<br>B FF 94<br>S CH 80<br>B FF 94<br>X CH 80<br>2-2<br>G5-3<br>③ | | B CH 82<br>B FF 93<br>B FF 92<br>B FF 92<br>4-0<br>1-2<br>2-3<br>BB | | | 3 | 1 | 1 | 0 | 1 | 1 | 4 |
| 3 David Ross, R (1, 2)<br>OBP: 0.225, SLG: 0.303 | | B FF 88<br>C FF 89<br>B CH 76<br>C SI 89<br>B SI 90<br>X SI 89<br>3-2<br>F8<br>① | F CH 73<br>B FF 89<br>S FF 90<br>X FF 89<br>1-2<br>F9<br>①<br>1-2<br>2-3 | | S FF 92<br>S FF 94<br>F FF 94<br>S FF 94<br>0-3<br>K<br>① | | S CH 80<br>B FF 93<br>C CH 83<br>D CH 84<br>B FF 92<br>X FF 90<br>3-2<br>L5<br>③ | | | 4 | 0 | 0 | 0 | 0 | 1 | 5 |
| 25 Jackie Bradley Jr., L (1, 8)<br>OBP: 0.287, SLG: 0.305 | | C SI 89<br>B SI 91<br>X SI 90<br>1-1<br>L6<br>② | | B FF 89<br>B FF 88<br>B FC 87<br>C FF 88<br>F FF 89<br>B FF 89<br>4-2<br>26<br>2B<br>BB | B CH 78<br>C FF 93<br>X SL 82<br>1-1<br>F7<br>② | | | X FF 91<br>0-0<br>G4-3<br>① | | 3 | 1 | 0 | 0 | 1 | 0 | 0 |
| 10 Jonathan Herrera, S (1, 5)<br>(4, 4)<br>OBP: 0.291, SLG: 0.208 | | L SI 90<br>B SI 90<br>B CH 74<br>C FF 90<br>X CU 78<br>2-2<br>G5-3<br>③ | | X CH 72<br>0-0<br>SF7<br>②<br>3-H | F FF 92<br>S FF 92<br>F FF 94<br>B CH 80<br>F FF 92<br>B CH 79<br>F CH 79<br>T FF 94<br>2-2<br>K<br>③ | | | C FF 93<br>C FF 92<br>C FF 93<br>0-3<br>K<br>② | | 3 | 0 | 0 | 1 | 0 | 2 | 0 |
| Inning Stats | R: 0<br>E: 0<br>K: 2<br>S: 14<br>H: 1<br>LOB: 3<br>BB: 2<br>P: 27 | R: 0<br>E: 0<br>K: 0<br>S: 8<br>H: 0<br>LOB: 0<br>BB: 0<br>P: 14 | R: 0<br>E: 0<br>K: 1<br>S: 10<br>H: 1<br>LOB: 1<br>BB: 0<br>P: 14 | R: 3<br>E: 0<br>K: 0<br>S: 19<br>H: 3<br>LOB: 1<br>BB: 1<br>P: 33 | R: 0<br>E: 0<br>K: 1<br>S: 12<br>H: 0<br>LOB: 1<br>BB: 1<br>P: 21 | R: 0<br>E: 0<br>K: 2<br>S: 12<br>H: 0<br>LOB: 0<br>BB: 0<br>P: 15 | R: 1<br>E: 0<br>K: 2<br>S: 13<br>H: 1<br>LOB: 3<br>BB: 3<br>P: 32 | R: 0<br>E: 0<br>K: 2<br>S: 12<br>H: 1<br>LOB: 1<br>BB: 0<br>P: 14 | | 1B: 2<br>2B: 5<br>3B: 0<br>HR: 0<br>SF: 1<br>SAC: 0<br>DP: 0<br>HBP: 0 | | | | | | |

| PITCHER | | IP | WLS | BF | H | R | ER | SO | BB | IBB | HBP | BLK | WP | HR | S | P | ERA | WHIP |
|---|---|---|---|---|---|---|---|---|---|---|---|---|---|---|---|---|---|---|
| 40 Erik Bedard, L<br>ERA: 4.08 | (1, 1) | 4.2 | L | 23 | 5 | 3 | 3 | 4 | 4 | 0 | 0 | 0 | 0 | 0 | 60 | 104 | 5.79 | 1.929 |
| 26 Brad Boxberger, R<br>ERA: 1.47 | (5, 1) | 1.1 | | 4 | 0 | 0 | 0 | 2 | 0 | 0 | 0 | 0 | 0 | 0 | 15 | 20 | 0.00 | 0.000 |
| 46 Juan Carlos Oviedo, R<br>ERA: 2.5 | (7, 1) | 1.0 | | 7 | 1 | 1 | 1 | 2 | 2 | 1 | 0 | 0 | 0 | 0 | 13 | 32 | 9.00 | 3.000 |
| 50 Grant Balfour, R<br>ERA: 5.23 | (8, 1) | 1.0 | | 4 | 1 | 0 | 0 | 2 | 0 | 0 | 0 | 0 | 0 | 0 | 12 | 14 | 0.00 | 1.000 |

| PITCHER | IP | WLS | BF | H | R | ER | SO | BB | IBB | HBP | BLK | WP | HR | S | P | ERA | WHIP |
|---|---|---|---|---|---|---|---|---|---|---|---|---|---|---|---|---|---|

| | |
|---|---|
| AB | 30 |
| R | 4 |
| H | 7 |
| RBI | 4 |
| BB | 7 |
| SO | 10 |
| LOB | 19 |

WP: 0 PA: 38
PB: 1
SB: 1
CS: 0

| Batter | 1 | 2 | 3 | 4 | 5 | 6 | 7 | 8 | 9 | AB | R | H | RBI | BB | SO | LOB |
|---|---|---|---|---|---|---|---|---|---|---|---|---|---|---|---|---|
| 18 Ben Zobrist, S (1, 9) (8, 4)<br>OBP: 0.338, SLG: 0.353 | C FF 87<br>C SI 87<br>B SI 89<br>C SL 81<br>1-3 ① K | | | C CH 76<br>B SI 87<br>B SL 80<br>X CH 78<br>2-1 ① G6-3 | | B SI 87<br>C CH 76<br>B SI 88<br>F SI 88<br>B SL 80<br>F SI 89<br>X SI 89<br>3-2 ① G5-3 | | B SL 87<br>C FF 94<br>B SL 87<br>X FF 95<br>2-1<br>1-2<br>1B | | 4 | 0 | 1 | 0 | 0 | 1 | 0 |
| 11 Yunel Escobar, R (1, 6)<br>OBP: 0.323, SLG: 0.338 | B SI 88<br>F SI 88<br>B CH 78<br>X CH 78<br>2-1 ② G6-3 | | | B CU 69<br>B CH 78<br>S CH 78<br>X SI 90<br>2-1<br>1B | | F SI 88<br>B CU 68<br>B CU 66<br>C CH 77<br>F SI 88<br>C SI 88<br>2-3 ② K | | B SL 76<br>T FF 90<br>B SL 77<br>X FF 91<br>2-1 ② L7 | | 4 | 0 | 1 | 0 | 0 | 1 | 2 |
| 3 Evan Longoria, R (1, 5)<br>OBP: 0.324, SLG: 0.370<br>57 Jake McGee, L (8, 1) | X SI 88<br>0-0 ③ L8 | | | F FF 88<br>1 SAFE<br>1 SAFE<br>1 SAFE<br>X SL 83<br>0-1 ② P4 | | C CH 78<br>B FF 87<br>X FF 88<br>1-1<br>1B | | C SL 80<br>C SL 80<br>D SL 82<br>X SL 80<br>1-2 ③ G4-3 | | 4<br>0 | 0<br>0 | 1<br>0 | 0<br>0 | 0<br>0 | 0<br>0 | 3<br>0 |
| 21 James Loney, L (1, 3)<br>OBP: 0.348, SLG: 0.378 | | C SI 86<br>B SI 85<br>X SI 87<br>1-1 ① G3-1 | | F FF 88<br>X CU 67<br>0-1 ③ G3-1 | | D CU 70<br>C FF 87<br>B CU 69<br>X CH 77<br>2-1 ③ F9 | | | C SL 80<br>B SI 92<br>C SL 81<br>X SL 81<br>1-2 ① G6-3 | 4 | 0 | 0 | 0 | 0 | 0 | 2 |
| 1 Sean Rodríguez, R (1, 7)<br>OBP: 0.274, SLG: 0.523<br>20 Matt Joyce, L (9, PH)<br>OBP: 0.360, SLG: 0.387 | | C SI 87<br>B FF 88<br>B CU 67<br>F SI 88<br>S SL 82<br>2-3 ② K | | | B CU 66<br>B SI 87<br>C CH 76<br>B SI 87<br>B SI 88<br>4-1<br>8<br>2B<br>BB | | B FF 95<br>F FF 95<br>X SL 85<br>1-1 ① G5-3 | | S SL 82<br>B SL 82<br>C SL 81<br>C SL 81<br>1-3 ② K | 2<br>1 | 1<br>0 | 0<br>0 | 0<br>0 | 1<br>0 | 1<br>0 | 0<br>0 |
| 8 Desmond Jennings, R (1, 8)<br>OBP: 0.330, SLG: 0.384 | | S SI 88<br>C SL 82<br>B FF 88<br>S SL 82<br>1-3 ③ K | | | L SI 88<br>B SL 81<br>C SI 88<br>F FF 90<br>1 SAFE<br>1 SAFE<br>B SL 82<br>B SL 82<br>X SI 89<br>3-2<br>1-H<br>2B | | B FF 94<br>B FF 95<br>C FF 95<br>X FF 94<br>2-1<br>11<br>G5-4-3<br>1B | | C SI 92<br>X SL 81<br>0-1 ③ F8 | 4 | 0 | 2 | 1 | 0 | 1 | 0 |
| 11 Logan Forsythe, R (1, 4)<br>OBP: 0.248, SLG: 0.245 (8, 5) | | | C SI 86<br>B FF 86<br>F CH 78<br>C CH 77<br>1-3 ① K | | B CU 70<br>B SI 88<br>X SI 88<br>2-0 ① F9 | | X FF 95<br>0-0 ② ③ G5-4-3<br>1-2f | | | 3 | 0 | 0 | 0 | 0 | 1 | 2 |
| 43 Ali Solis, R (1, 2)<br>19 Jerry Sands, R (5, PH)<br>28 José Molina, R (5, 2)<br>OBP: 0.167, SLG: 0.125 | | | C SI 87<br>B FF 87<br>S CU 69<br>C FF 89<br>1-3 ② K | | C CU 68<br>X CU 69<br>0-1 ② L9 | | | X FF 94<br>0-0 ① G3-1 | | 1<br>1<br>1 | 0<br>0<br>0 | 0<br>0<br>0 | 0<br>0<br>0 | 0<br>0<br>0 | 1<br>0<br>0 | 0<br>1<br>0 |
| 53 Alex Cobb, R (1, 1)<br>26 Brad Boxberger, R (7, 1)<br>39 Kevin Kiermaier, L (8, PH)<br>OBP: 0.316, SLG: 0.632 (8, 9) | | | B SI 88<br>X SI 87<br>1-0 ③ G6-3 | | C CU 70<br>D CU 70<br>B SI 89<br>B SI 89<br>C FF 89<br>C SI 90<br>3-3 ③ K | | | B SL 88<br>X FF 94<br>1-0<br>18<br>1B<br>1B | | 2<br>0<br>1 | 0<br>0<br>0 | 0<br>0<br>1 | 0<br>0<br>0 | 0<br>0<br>0 | 1<br>0<br>0 | 1<br>0<br>0 |
| Inning Stats | R: 0 H: 0<br>E: 0 LOB: 0<br>K: 1 BB: 0<br>S: 6 P: 9 | R: 0 H: 0<br>E: 0 LOB: 0<br>K: 2 BB: 0<br>S: 8 P: 12 | R: 0 H: 0<br>E: 0 LOB: 0<br>K: 2 BB: 0<br>S: 7 P: 10 | R: 0 H: 1<br>E: 0 LOB: 1<br>K: 0 BB: 0<br>S: 8 P: 12 | R: 1 H: 1<br>E: 0 LOB: 1<br>K: 1 BB: 1<br>S: 11 P: 23 | R: 0 H: 1<br>E: 0 LOB: 1<br>K: 1 BB: 0<br>S: 12 P: 20 | R: 0 H: 1<br>E: 0 LOB: 0<br>K: 0 BB: 0<br>S: 5 P: 8 | R: 0 H: 2<br>E: 0 LOB: 2<br>K: 0 BB: 0<br>S: 9 P: 15 | R: 0 H: 0<br>E: 0 LOB: 0<br>K: 1 BB: 0<br>S: 8 P: 10 | 1B: 5<br>2B: 1<br>3B: 0<br>HR: 0 | SF: 0<br>SAC: 0<br>DP: 1<br>HBP: 0 | | | | | |

| PITCHER | | IP | WLS | BF | H | R | ER | SO | BB | IBB | HBP | BLK | WP | HR | S | P | ERA | WHIP |
|---|---|---|---|---|---|---|---|---|---|---|---|---|---|---|---|---|---|---|
| 29 Randy Wolf, L<br>ERA: 3.38 | (1, 1) | 6.0 | W | 22 | 3 | 1 | 1 | 7 | 1 | 0 | 0 | 0 | 0 | 0 | 52 | 86 | 1.50 | 0.667 |
| 41 Chris Hatcher, R<br>ERA: 3.6 | (7, 1) | 1.0 | H | 3 | 1 | 0 | 0 | 0 | 0 | 0 | 0 | 0 | 0 | 0 | 5 | 8 | 0.00 | 1.000 |
| 40 Mike Dunn, L<br>ERA: 4.15 | (8, 1) | 0.1 | H | 3 | 2 | 0 | 0 | 0 | 0 | 0 | 0 | 0 | 0 | 0 | 4 | 7 | 0.00 | 6.000 |
| 44 AJ Ramos, R<br>ERA: 3.0 | (8, 1) | 0.2 | H | 2 | 0 | 0 | 0 | 0 | 0 | 0 | 0 | 0 | 0 | 0 | 5 | 8 | 0.00 | 0.000 |
| 31 Steve Cishek, R<br>ERA: 2.66 | (9, 1) | 1.0 | S | 3 | 0 | 0 | 0 | 1 | 0 | 0 | 0 | 0 | 0 | 0 | 8 | 10 | 0.00 | 0.000 |

| PITCHER | IP | WLS | BF | H | R | ER | SO | BB | IBB | HBP | BLK | WP | HR | S | P | ERA | WHIP |
|---|---|---|---|---|---|---|---|---|---|---|---|---|---|---|---|---|---|

# TOP

## Tampa Bay Rays @ Miami Marlins

Marlins Park, Miami, FL

Mon Jun 02 2014, 7:11 PM - 9:44 PM EDT

Att. 18,155 - Roof Closed - 74 F

livebaseballscorecards.com

| | |
|---|---|
| AB | 32 |
| R | 1 |
| H | 6 |
| RBI | 1 |
| BB | 1 |
| SO | 8 |
| LOB | 11 |

| | | | | | | |
|---|---|---|---|---|---|---|
| 1B: 5 | SF: 0 | WP: 0 | PA: 33 | | | |
| 2B: 1 | SAC: 0 | PB: 0 | | | | |
| 3B: 0 | DP: 1 | SB: 0 | | | | |
| HR: 0 | HBP: 0 | CS: 0 | | | | |

# Tampa Bay Rays @ Miami Marlins

Marlins Park, Miami, FL

Mon Jun 02 2014, 7:11 PM - 9:44 PM EDT

Att. 18,155 - Roof Closed - 74 F

livebaseballscorecards.com

## BOTTOM

| Batter | 1 | 2 | 3 | 4 | 5 | 6 | 7 | 8 | 9 | AB | R | H | RBI | BB | SO | LOB |
|---|---|---|---|---|---|---|---|---|---|---|---|---|---|---|---|---|
| 21 Christian Yelich, L (1, 7) OBP: 0.335, SLG: 0.406 | B SI 92<br>B SI 92<br>C SI 91<br>B CH 87<br>C FF 91<br>B CH 88<br>4-2<br>59<br>1B<br>9<br>1B<br>BB | C SI 92<br>B KC 81<br>B CH 86<br>F CH 86<br>C SI 92<br>2-3 ③<br>K | | | X SI 92<br>0-0 ③<br>G6-3 | | | C FF 95<br>C FF 97<br>B FF 97<br>S FF 96<br>1-3 ②<br>K | | 3 | 1 | 0 | 0 | 1 | 2 | 0 |
| 59 Ed Lucas, R (1, 4) OBP: 0.404, SLG: 0.412 | 1 SAFE<br>C SI 92<br>C KC 81<br>F FF 92<br>X CH 86<br>0-2<br>27<br>BB<br>9<br>1B<br>1-3<br>1B | | C FF 91<br>F CH 87<br>B SI 93<br>C FF 92<br>1-3 ①<br>K | | | C KC 81<br>B FF 91<br>S CH 86<br>X SI 92<br>1-2<br>9<br>G6-3<br>27<br>E<br>1B | | C CU 77<br>F FF 97<br>X FF 97<br>0-2 ③<br>G4-3 | | 4 | 1 | 2 | 0 | 0 | 1 | 0 |
| 27 Giancarlo Stanton, R (1, 9) OBP: 0.411, SLG: 0.611 | D SI 91<br>D CH 88<br>S SI 93<br>S SI 92<br>B SI 93<br>D CH 89<br>4-2<br>9<br>1B<br>46<br>G4-6-3<br>1-2<br>BB | | B KC 81<br>X KC 80<br>1-0 ②<br>G5-3 | | | 1 SAFE<br>C SI 92<br>X SI 92<br>0-1<br>9<br>G6-3<br>1-2<br>1B | | | | 2 | 1 | 1 | 0 | 1 | 0 | 0 |
| 9 Casey McGehee, R (1, 5) OBP: 0.351, SLG: 0.375 | B KC 79<br>C KC 79<br>X SI 92<br>1-1<br>46<br>G4-6-3<br>1-3<br>2-H<br>3-H<br>1B | | C SI 92<br>X SI 92<br>0-1 ③<br>L9 | | | B KC 80<br>D KC 81<br>C FF 92<br>F SI 92<br>X CH 87<br>2-2 ①②<br>G6-3<br>1-2f<br>2-3 | | | | 3 | 0 | 1 | 2 | 0 | 0 | 2 |
| 46 Garrett Jones, L (1, 3) OBP: 0.330, SLG: 0.467 | C KC 80<br>D CH 88<br>X CH 88<br>1-1 ①②<br>G4-6-3<br>1-2f<br>3-H | | | S KC 80<br>B KC 81<br>X CH 86<br>1-1 ①<br>F8 | | D KC 83<br>B CH 87<br>X KC 82<br>2-0 ③<br>L7 | | | | 3 | 0 | 0 | 0 | 0 | 0 | 2 |
| 13 Marcell Ozuna, R (1, 8) OBP: 0.313, SLG: 0.449 | C SI 93<br>X SI 93<br>0-1<br>2B | | | C SI 91<br>B CH 86<br>B SI 91<br>S CH 87<br>B SI 92<br>X CH 88<br>3-2 ②<br>G5-3 | | | C FF 92<br>C FF 93<br>F FF 93<br>B FF 95<br>S CH 80<br>1-3 ①<br>K | | | 3 | 0 | 1 | 0 | 0 | 1 | 0 |
| 3 Adeiny Hechavarría, R (1, 6) OBP: 0.297, SLG: 0.332 | B KC 80<br>C KC 80<br>F SI 92<br>S CH 87<br>1-3 ③<br>K | | | B KC 79<br>F KC 81<br>B SI 92<br>F CH 87<br>F CH 86<br>F SI 92<br>X CH 86<br>2-2 ③<br>L1 | | | L CH 80<br>F FF 93<br>B FF 94<br>S FF 93<br>1-3 ②<br>K | | | 3 | 0 | 0 | 0 | 0 | 2 | 1 |
| 6 Jeff Mathis, R (1, 2) OBP: 0.392, SLG: 0.419 | | B SI 91<br>F FF 91<br>L CH 87<br>F CH 86<br>S CH 86<br>1-3 ①<br>K | | | C KC 79<br>C CH 86<br>B CH 86<br>S CH 85<br>1-3 ①<br>K | | S CH 80<br>B CH 80<br>S SL 82<br>B FF 92<br>B FF 92<br>S CH 80<br>3-3 ③<br>K | | | 3 | 0 | 0 | 0 | 0 | 3 | 0 |
| 29 Randy Wolf, L (1, 1)<br>41 Chris Hatcher, R (7, 1)<br>40 Mike Dunn, L (8, 1)<br>44 AJ Ramos, R (8, 1)<br>10 Jeff Baker, R (8, PH) OBP: 0.295, SLG: 0.354<br>31 Steve Cishek, R (9, 1) | | B SI 92<br>C SI 91<br>C SI 92<br>B SI 91<br>F SI 92<br>X CH 86<br>2-2 ②<br>L4 | | | C SI 91<br>B KC 81<br>B KC 80<br>X SI 92<br>2-1 ②<br>P4 | | | S FF 94<br>B FF 95<br>B FF 95<br>T FF 95<br>T FF 97<br>2-2 ①<br>K | | 2<br>0<br>0<br>0<br>0<br>1<br>0 | 0<br>0<br>0<br>0<br>0<br>0<br>0 | 0<br>0<br>0<br>0<br>0<br>0<br>0 | 0<br>0<br>0<br>0<br>0<br>0<br>0 | 0<br>0<br>0<br>0<br>0<br>1<br>0 | 0<br>0<br>0<br>0<br>0<br>0<br>0 | 0<br>0<br>0<br>0<br>0<br>0<br>0 |
| Inning Stats | R: 3<br>E: 0<br>K: 1<br>S: 17<br>H: 3<br>LOB: 1<br>BB: 2<br>P: 28 | R: 0<br>E: 0<br>K: 2<br>S: 11<br>H: 0<br>LOB: 0<br>BB: 0<br>P: 16 | R: 0<br>E: 0<br>K: 1<br>S: 6<br>H: 0<br>LOB: 0<br>BB: 0<br>P: 8 | R: 0<br>E: 0<br>K: 0<br>S: 10<br>H: 0<br>LOB: 0<br>BB: 0<br>P: 16 | R: 0<br>E: 0<br>K: 1<br>S: 6<br>H: 0<br>LOB: 0<br>BB: 0<br>P: 9 | R: 0<br>E: 1<br>K: 0<br>S: 9<br>H: 2<br>LOB: 1<br>BB: 0<br>P: 14 | R: 0<br>E: 0<br>K: 3<br>S: 10<br>H: 0<br>LOB: 0<br>BB: 0<br>P: 15 | R: 0<br>E: 0<br>K: 2<br>S: 9<br>H: 0<br>LOB: 0<br>BB: 0<br>P: 12 | | 1B: 4<br>2B: 1<br>3B: 0<br>HR: 0<br>SF: 0<br>SAC: 0<br>DP: 2<br>HBP: 0 | | | | | |

| | |
|---|---|
| AB | 27 |
| R | 3 |
| H | 5 |
| RBI | 2 |
| BB | 2 |
| SO | 10 |
| LOB | 5 |

WP: 0 PA: 29
PB: 0
SB: 0
CS: 0

| PITCHER | | IP | WLS | BF | H | R | ER | SO | BB | IBB | HBP | BLK | WP | HR | S | P | ERA | WHIP |
|---|---|---|---|---|---|---|---|---|---|---|---|---|---|---|---|---|---|---|
| 53 Alex Cobb, R<br>ERA: 3.19 | (1, 1) | 6.0 | L | 23 | 5 | 3 | 3 | 5 | 2 | 0 | 0 | 0 | 0 | 0 | 59 | 91 | 4.50 | 1.167 |
| 26 Brad Boxberger, R<br>ERA: 1.4 | (7, 1) | 1.0 | | 3 | 0 | 0 | 0 | 3 | 0 | 0 | 0 | 0 | 0 | 0 | 10 | 15 | 0.00 | 0.000 |
| 57 Jake McGee, L<br>ERA: 1.05 | (8, 1) | 1.0 | | 3 | 0 | 0 | 0 | 2 | 0 | 0 | 0 | 0 | 0 | 0 | 9 | 12 | 0.00 | 0.000 |

| PITCHER | IP | WLS | BF | H | R | ER | SO | BB | IBB | HBP | BLK | WP | HR | S | P | ERA | WHIP |
|---|---|---|---|---|---|---|---|---|---|---|---|---|---|---|---|---|---|

| Batter | 1 | 2 | 3 | 4 | 5 | 6 | 7 | 8 | 9 | AB | R | H | RBI | BB | SO | LOB |
|---|---|---|---|---|---|---|---|---|---|---|---|---|---|---|---|---|
| 39 Kevin Kiermaier, L (1, 8)<br>OBP: 0.304, SLG: 0.652 | B FF 95<br>B SI 94<br>B FF 95<br>C SI 93<br>S SI 95<br>S SI 95<br>3-3 ① K | | B SI 94<br>B SI 90<br>F FF 94<br>X FF 94<br>2-1 3B | | | L SI 92<br>B CH 88<br>S CH 87<br>S SL 84<br>1-3 ① K | | | B CH 85<br>X SI 92<br>1-0 ① L8 | 4 | 0 | 1 | 0 | 0 | 2 | 0 |
| 18 Ben Zobrist, S (1, 4)<br>OBP: 0.332, SLG: 0.345 | B SI 92<br>C SI 95<br>X FF 96<br>1-1 ② G1 | | B SI 91<br>F SI 91<br>X SI 91<br>1-1 ③ G6-3 | | | F CH 89<br>B SL 82<br>C FF 93<br>B SL 83<br>S SI 90<br>2-3 ② K | | | B SI 93<br>X CH 89<br>1-0 ② G4-3 | 4 | 0 | 0 | 0 | 0 | 1 | 1 |
| 7 David DeJesus, L (1, 7)<br>OBP: 0.345, SLG: 0.460 | B SI 96<br>S SI 96<br>C FF 96<br>X SI 96<br>1-2 ③ G1-6-3 | | | B SI 93<br>F CH 89<br>X SI 94<br>1-1 3 CS 1B | | C SI 93<br>X CH 89<br>0-1 ③ G4-3 | | | C SI 94<br>B SI 90<br>X SI 95<br>1-1 ③ L8 | 4 | 0 | 1 | 0 | 0 | 0 | 0 |
| 3 Evan Longoria, R (1, 5)<br>OBP: 0.324, SLG: 0.370 | | C FF 93<br>X SI 94<br>0-1 21 1B 1B | | B SL 85<br>S SL 83<br>F FF 94<br>C SI 91<br>1-3 ① ② K<br>1-2 | | | X FF 94<br>0-0 ① F9 | | | 3 | 0 | 1 | 0 | 0 | 1 | 1 |
| 21 James Loney, L (1, 3)<br>OBP: 0.352, SLG: 0.382 | | F SI 93<br>C FF 94<br>X SI 95<br>0-2 11 G6-3<br>1-2 1B | | C EP 60<br>B FF 95<br>X SI 90<br>1-1 ③ L9 | | | B EP 56<br>B CH 88<br>X SI 91<br>2-0 20 G1-6-3 1B | | | 3 | 0 | 2 | 0 | 0 | 0 | 0 |
| 20 Matt Joyce, L (1, 9)<br>OBP: 0.354, SLG: 0.380 | | B CH 88<br>B SI 94<br>B FF 94<br>C SI 94<br>S SI 95<br>S SI 95<br>3-3 ① K | | | B CH 87<br>F SI 93<br>X SI 94<br>1-1 ① F7 | | X SI 94<br>0-0 ② ③ G1-6-3<br>1-2f | | | 3 | 0 | 0 | 0 | 0 | 1 | 3 |
| 11 Yunel Escobar, R (1, 6)<br>OBP: 0.327, SLG: 0.343 | | X SI 96<br>0-0 ② ③ G6-3<br>1-2f | | | C SL 82<br>B SI 91<br>B SI 96<br>X SL 82<br>2-1 28 CS 1B | | | X FF 93<br>0-0 28 B1-6-3 1B | | 3 | 0 | 2 | 0 | 0 | 0 | 2 |
| 28 José Molina, R (1, 2)<br>OBP: 0.172, SLG: 0.133 | | | C FF 93<br>B FF 94<br>X FF 92<br>1-1 ① F8 | | B FF 94<br>X FF 94<br>1-0 ②<br>1-2 1B | | | X SI 93<br>0-0 ① ② B1-6-3<br>1-2f | | 3 | 0 | 1 | 0 | 0 | 0 | 1 |
| 22 Chris Archer, R (1, 1)<br>8 Desmond Jennings, R (8, PH)<br>OBP: 0.329, SLG: 0.382<br>62 Joel Peralta, R (8, 1) | | | C FF 95<br>F FF 94<br>B FF 95<br>X SI 94<br>1-2 ② G1-3 | | B SL 80<br>X FF 93<br>1-0 ③ G1-3 | | | C SL 81<br>B FF 95<br>X CH 88<br>1-1 ③ P6 | | 2<br>1<br>0 | 0<br>0<br>0 | 0<br>0<br>0 | 0<br>0<br>0 | 0<br>0<br>0 | 0<br>0<br>0 | 1<br>0<br>0 |
| Inning Stats | R: 0<br>E: 0<br>K: 1<br>S: 8<br>H: 0<br>LOB: 0<br>BB: 0<br>P: 13 | R: 0<br>E: 0<br>K: 1<br>S: 9<br>H: 2<br>LOB: 1<br>BB: 0<br>P: 12 | R: 0<br>E: 0<br>K: 0<br>S: 9<br>H: 1<br>LOB: 1<br>BB: 0<br>P: 14 | R: 0<br>E: 0<br>K: 1<br>S: 7<br>H: 1<br>LOB: 0<br>BB: 0<br>P: 10 | R: 0<br>E: 0<br>K: 0<br>S: 6<br>H: 2<br>LOB: 1<br>BB: 0<br>P: 11 | R: 0<br>E: 0<br>K: 2<br>S: 8<br>H: 0<br>LOB: 0<br>BB: 0<br>P: 11 | R: 0<br>E: 0<br>K: 0<br>S: 3<br>H: 1<br>LOB: 0<br>BB: 0<br>P: 5 | R: 0<br>E: 0<br>K: 0<br>S: 4<br>H: 1<br>LOB: 0<br>BB: 0<br>P: 5 | R: 0<br>E: 0<br>K: 0<br>S: 4<br>H: 0<br>LOB: 0<br>BB: 0<br>P: 7 | 1B: 7<br>2B: 0<br>3B: 1<br>HR: 0<br>SF: 0<br>SAC: 0<br>DP: 3<br>HBP: 0 | | | | | | |

| PITCHER | IP | WLS | BF | H | R | ER | SO | BB | IBB | HBP | BLK | WP | HR | S | P | ERA | WHIP |
|---|---|---|---|---|---|---|---|---|---|---|---|---|---|---|---|---|---|
| 37 Henderson Alvarez III, R (1, 1)<br>ERA: 2.62 | 9.0 | W | 30 | 8 | 0 | 0 | 5 | 0 | 0 | 0 | 0 | 0 | 0 | 58 | 88 | 0.00 | 0.889 |

| PITCHER | IP | WLS | BF | H | R | ER | SO | BB | IBB | HBP | BLK | WP | HR | S | P | ERA | WHIP |
|---|---|---|---|---|---|---|---|---|---|---|---|---|---|---|---|---|---|

# TOP

## Tampa Bay Rays @ Miami Marlins

Marlins Park, Miami, FL

Tue Jun 03 2014, 7:12 PM - 9:21 PM EDT

Att. 21,303 - Roof Closed - 77 F

livebaseballscorecards.com

| | |
|---|---|
| AB | 30 |
| R | 0 |
| H | 8 |
| RBI | 0 |
| BB | 0 |
| SO | 5 |
| LOB | 9 |

| | | | |
|---|---|---|---|
| WP: 0 | PA: 30 | | |
| PB: 0 | | | |
| SB: 0 | | | |
| CS: 2 | | | |

| Batter | 1 | 2 | 3 | 4 | 5 | 6 | 7 | 8 | 9 | AB | R | H | RBI | BB | SO | LOB |
|---|---|---|---|---|---|---|---|---|---|---|---|---|---|---|---|---|
| 21 Christian Yelich, L (1, 7)<br>OBP: 0.337, SLG: 0.403 | C FF 94<br>B FF 94<br>T FF 93<br>B FF 96<br>B SL 88<br>B SL 86<br>4-2<br>59<br>FC4-6<br>BB | | B CH 86<br>B SI 94<br>F SI 94<br>C SI 95<br>B SI 96<br>S SI 95<br>3-3 ③<br>K | | C SI 95<br>F SI 95<br>B SI 96<br>B SI 95<br>F SL 87<br>B SL 86<br>B SL 85<br>4-2<br>1-2<br>2-3<br>3-H<br>BB | | | C CU 76<br>S FS 82<br>S FS 83<br>0-3 ②<br>K | | 2 | 0 | 0 | 1 | 2 | 2 | 0 |
| 59 Ed Lucas, R (1, 4)<br>OBP: 0.393, SLG: 0.400 | C FF 93<br>X FF 94<br>0-1 ①<br>FC4-6<br>1-2f | | | C SL 84<br>S SL 86<br>B SI 96<br>X SI 94<br>1-2<br>9<br>G6-4-3<br>1B | B SI 95<br>F SI 95<br>F SI 94<br>B FF 97<br>X SL 88<br>2-2 ③<br>G4-3 | | | C FF 91<br>F FS 82<br>B FS 84<br>F FS 81<br>F FF 90<br>X FS 80<br>1-2 ③<br>G4-3 | | 4 | 0 | 1 | 0 | 0 | 0 | 4 |
| 27 Giancarlo Stanton, R (1, 9)<br>OBP: 0.406, SLG: 0.603 | C SI 95<br>B SI 96<br>F FF 95<br>B SI 95<br>F SL 86<br>X SI 95<br>2-2 ②<br>F9 | | | D SI 94<br>C SI 94<br>B SI 94<br>F SL 85<br>X SI 95<br>2-2 ①<br>L6 | | C SL 85<br>S SL 85<br>S SL 87<br>0-3 ①<br>K | | | | 3 | 0 | 0 | 0 | 0 | 1 | 2 |
| 9 Casey McGehee, R (1, 5)<br>OBP: 0.347, SLG: 0.370 | C SL 84<br>F SL 86<br>B SI 96<br>C SI 95<br>1-3 ③<br>K | | | X SI 94<br>0-0 ②③<br>G6-4-3<br>1-2f | | C SL 86<br>X SI 95<br>0-1 ②<br>G1-3 | | | | 3 | 0 | 0 | 0 | 0 | 1 | 2 |
| 46 Garrett Jones, L (1, 3)<br>OBP: 0.330, SLG: 0.465 | | C SI 93<br>C CH 86<br>B SI 95<br>X SL 85<br>1-2 ①<br>F7 | | | C CH 84<br>X SL 86<br>0-1<br>37<br>1B<br>3<br>1B<br>21<br>BB<br>1B | X CH 84<br>0-0 ③<br>G3 | | | | 3 | 1 | 1 | 0 | 0 | 0 | 0 |
| 13 Marcell Ozuna, R (1, 8)<br>OBP: 0.313, SLG: 0.452 | | B SI 95<br>F SL 85<br>B FF 96<br>S SL 86<br>S SL 87<br>2-3 ②<br>K | | | S SL 84<br>C SI 94<br>B SI 96<br>B SI 94<br>S SL 84<br>2-3 ①<br>K | | C SI 93<br>B SL 86<br>B SL 85<br>C SL 83<br>X SL 85<br>2-2<br>3<br>L6-4<br>2B | | | 3 | 0 | 1 | 0 | 0 | 2 | 1 |
| 3 Adeiny Hechavarría, R (1, 6)<br>OBP: 0.297, SLG: 0.332 | | X SI 94<br>0-0 ③<br>G5-3 | | | B SI 95<br>B SL 84<br>F SI 93<br>1 SAFE<br>X SI 94<br>2-1<br>21<br>BB<br>37<br>1B<br>1-2<br>1B | | F SI 94<br>X SL 84<br>0-1 ①②<br>L6-4<br>2-2 | | | 3 | 0 | 1 | 0 | 0 | 0 | 1 |
| 6 Jeff Mathis, R (1, 2)<br>OBP: 0.370, SLG: 0.391 | | | C FF 94<br>F FF 94<br>F FF 95<br>C SI 96<br>0-3 ①<br>K | | C SI 95<br>S SI 94<br>S SI 96<br>0-3 ②<br>K | | X SI 94<br>0-0 ③<br>G5-3 | | | 3 | 0 | 0 | 0 | 0 | 2 | 2 |
| 37 Henderson Alvarez III, R (1, 1)<br>OBP: 0.190, SLG: 0.190 | | | C SI 93<br>F SI 95<br>S SL 87<br>0-3 ②<br>K | | S SL 85<br>X FF 95<br>0-1<br>21<br>BB<br>1-2<br>2-3<br>1B | | | C FF 90<br>F CU 76<br>F FS 80<br>S FS 80<br>0-3 ①<br>K | | 3 | 0 | 1 | 0 | 0 | 2 | 0 |
| Inning Stats | R: 0<br>E: 0<br>K: 1<br>S: 11<br>H: 0<br>LOB: 1<br>BB: 1<br>P: 18 | R: 0<br>E: 0<br>K: 1<br>S: 7<br>H: 0<br>LOB: 0<br>BB: 0<br>P: 10 | R: 0<br>E: 0<br>K: 3<br>S: 10<br>H: 0<br>LOB: 0<br>BB: 0<br>P: 13 | R: 0<br>E: 0<br>K: 0<br>S: 7<br>H: 1<br>LOB: 0<br>BB: 0<br>P: 10 | R: 1<br>E: 0<br>K: 2<br>S: 18<br>H: 3<br>LOB: 3<br>BB: 1<br>P: 28 | R: 0<br>E: 0<br>K: 1<br>S: 6<br>H: 0<br>LOB: 0<br>BB: 0<br>P: 6 | R: 0<br>E: 0<br>K: 0<br>S: 6<br>H: 1<br>LOB: 0<br>BB: 0<br>P: 8 | R: 0<br>E: 0<br>K: 2<br>S: 12<br>H: 0<br>LOB: 0<br>BB: 0<br>P: 13 | | 1B: 4<br>2B: 2<br>3B: 0<br>HR: 0<br>SF: 0<br>SAC: 0<br>DP: 2<br>HBP: 0 | | | | | | |

| PITCHER | | IP | WLS | BF | H | R | ER | SO | BB | IBB | HBP | BLK | WP | HR | S | P | ERA | WHIP |
|---|---|---|---|---|---|---|---|---|---|---|---|---|---|---|---|---|---|---|
| 22 Chris Archer, R<br>ERA: 3.73 | (1, 1) | 7.0 | L | 26 | 5 | 1 | 1 | 8 | 2 | 0 | 0 | 0 | 0 | 0 | 65 | 93 | 1.29 | 1.000 |
| 62 Joel Peralta, R<br>ERA: 4.68 | (8, 1) | 1.0 | | 3 | 0 | 0 | 0 | 2 | 0 | 0 | 0 | 0 | 0 | 0 | 12 | 13 | 0.00 | 0.000 |

| PITCHER | IP | WLS | BF | H | R | ER | SO | BB | IBB | HBP | BLK | WP | HR | S | P | ERA | WHIP |
|---|---|---|---|---|---|---|---|---|---|---|---|---|---|---|---|---|---|

# BOTTOM

## Tampa Bay Rays @ Miami Marlins

Marlins Park, Miami, FL

Tue Jun 03 2014, 7:12 PM - 9:21 PM EDT

Att. 21,303 - Roof Closed - 77 F

livebaseballscorecards.com

| | |
|---|---|
| AB | 27 |
| R | 1 |
| H | 5 |
| RBI | 1 |
| BB | 2 |
| SO | 10 |
| LOB | 12 |

# Miami Marlins @ Tampa Bay Rays

Tropicana Field, St. Petersburg, FL

Wed Jun 04 2014, 7:14 PM - 10:29 PM EDT

Att. 10,897 - Dome - 72 F

TOP

livebaseballscorecards.com

| Batter | 1 | 2 | 3 | 4 | 5 | 6 | 7 | 8 | 9 | AB | R | H | RBI | BB | SO | LOB |
|---|---|---|---|---|---|---|---|---|---|---|---|---|---|---|---|---|
| 5 Reed Johnson, R (1, 7)<br>OBP: 0.329, SLG: 0.500 | C SI 92<br>B SI 92<br>S CH 84<br>F FC 87<br>S CH 86<br>1-3 ① K | S CH 84<br>F KC 79<br>S SI 94<br>0-3 ③ K | | F SI 91<br>S SI 92<br>C FC 87<br>0-3 ① K | | | B KC 77<br>F CH 83<br>X FC 86<br>1-1 ① G6-3 | | 1 SAFE<br>B FF 90<br>1 SAFE<br>1 SAFE<br>B SI 87<br>B FF 90<br>C FF 90<br>X FF 90<br>3-1 ② F8 | 4 | 0 | 0 | 0 | 0 | 3 | 2 |
| 21 Christian Yelich, L (7, 7)<br>OBP: 0.336, SLG: 0.401 | | | | | | | | | | 1 | 0 | 0 | 0 | 0 | 0 | 1 |
| 59 Ed Lucas, R (1, 5)<br>OBP: 0.379, SLG: 0.383 | C FF 91<br>C SI 93<br>B SI 94<br>F CH 85<br>B FC 88<br>B CH 85<br>F SI 93<br>C SI 93<br>3-3 ② K | | X SI 90<br>0-0 13 WP, 27 1B, 13 FC1-2-5 1B | F SI 92<br>B CH 84<br>B SI 92<br>S CH 84<br>X SI 93<br>2-2 ② F9 | | | C KC 79<br>F KC 78<br>B FC 86<br>F CH 84<br>X FC 85<br>1-2 ② G5-3 | | 1 SAFE<br>B FF 93<br>C CH 83<br>F FF 92<br>S SL 85<br>1-3 ③ K<br>1-2 | 5 | 0 | 1 | 0 | 0 | 2 | 1 |
| 27 Giancarlo Stanton, R (1, 9)<br>OBP: 0.407, SLG: 0.606 | C SI 93<br>B SI 94<br>B SI 92<br>X CH 86<br>2-1 9 1B 2B | | B SI 92<br>X SI 92<br>1-0 13 FC1-2-5, 13 WP, 10 FC5<br>1-2 1B | C SI 94<br>F SI 94<br>B FC 89<br>S FC 87<br>1-3 ③ K | | | X CH 84<br>0-0 ③ P5 | | | 4 | 2 | 2 | 0 | 0 | 1 | 0 |
| 9 Casey McGehee, R (1, 10)<br>OBP: 0.346, SLG: 0.368 | C CH 85<br>B SI 93<br>C CH 86<br>X SI 94<br>1-2<br>2-H 1B | | X KC 78<br>0-0 ① F7 | | B CH 82<br>C SI 90<br>F KC 78<br>B FC 87<br>C FC 87<br>2-3 ① K | | | B KC 75<br>B FC 84<br>X SI 91<br>2-0 ① F9 | | 4 | 0 | 1 | 1 | 0 | 1 | 2 |
| 13 Marcell Ozuna, R (1, 8)<br>OBP: 0.312, SLG: 0.448 | F SI 93<br>S FF 94<br>B SI 93<br>S KC 78<br>1-3 ③ K | | S CH 84<br>F SI 92<br>B KC 80<br>F FC 88<br>X CH 84<br>1-2 ② FC1-2-5, 10 E, 17 HR<br>1-3<br>2-H | | B KC 78<br>S CH 84<br>F KC 77<br>C FC 87<br>1-3 ② K | | | S CH 82<br>C SI 91<br>B FC 86<br>X SI 91<br>1-2 17 S 1B | | 4 | 1 | 1 | 0 | 0 | 2 | 3 |
| 10 Jeff Baker, R (1, 3)<br>OBP: 0.297, SLG: 0.354 | | B SI 90<br>X SI 91<br>1-0 3 1B 1B | C KC 77<br>D KC 79<br>X CH 84<br>1-1 FC5, 17 HR<br>2-3<br>3-H | | F SI 92<br>X SI 93<br>0-1 ③ G4-3 | | | 1 SAFE<br>F CH 80<br>F FF 92<br>C FF 93<br>0-3 ② K | | 3 | 1 | 1 | 0 | 0 | 0 | 1 |
| 46 Garrett Jones, L (8, PH)<br>OBP: 0.329, SLG: 0.463 (8, 3) | | | | | | | | | | 1 | 0 | 0 | 0 | 0 | 1 | 1 |
| 17 Donovan Solano, R (1, 4)<br>OBP: 0.268, SLG: 0.308 | | C CH 84<br>B SI 91<br>L FC 85<br>S KC 78<br>1-3 ① K | X KC 80<br>0-0 1-H, 3-H HR | | | C SI 91<br>B SI 92<br>S CH 82<br>B SI 92<br>F FC 85<br>B CH 85<br>S FC 86<br>3-3 ① K | | 1 SAFE<br>C CH 79<br>1 SAFE<br>B FF 93<br>B CH 80<br>C FF 94<br>B FF 94<br>X CH 79<br>3-2 ③ G6-3<br>1-2 | | 4 | 1 | 1 | 3 | 0 | 2 | 2 |
| 6 Jeff Mathis, R (1, 2)<br>OBP: 0.362, SLG: 0.380 | | X SI 92<br>0-0 ② F9 | S CH 84<br>X SI 92<br>0-1 3 FC6-4 1B | | | C FC 86<br>C KC 78<br>F CH 85<br>B CH 84<br>B SI 92<br>S FC 87<br>2-3 ② K | | | C SI 90<br>F FF 92<br>B CH 85<br>C CH 82<br>1-3 ① K | 4 | 0 | 1 | 0 | 0 | 2 | 1 |
| 3 Adeiny Hechavarría, R (1, 6)<br>OBP: 0.301, SLG: 0.335 | | F SI 92<br>C SI 92<br>D KC 79<br>B SI 93<br>D KC 80<br>X CH 85<br>3-2<br>1-2 1B | F SI 93<br>B SI 94<br>F FC 88<br>D KC 80<br>X CH 84<br>2-2 ③ FC6-4<br>1-2f | | | X CH 84<br>0-0 ③ L6 | | | F FF 92<br>B FF 92<br>S CH 84<br>X CH 85<br>1-2 59 S 1B | 4 | 0 | 2 | 0 | 0 | 0 | 1 |

| Inning Stats | | | | | | | | | |

# Miami Marlins @ Tampa Bay Rays

Tropicana Field, St. Petersburg, FL

Wed Jun 04 2014, 7:14 PM - 10:29 PM EDT

Att. 10,897 - Dome - 72 F

BOTTOM

livebaseballscorecards.com

| Batter | 1 | 2 | 3 | 4 | 5 | 6 | 7 | 8 | 9 | AB | R | H | RBI | BB | SO | LOB |
|---|---|---|---|---|---|---|---|---|---|---|---|---|---|---|---|---|
| 7 David DeJesus, L (1, 10)<br>OBP: 0.341, SLG: 0.448 | B FF 92<br>B FF 91<br>B FF 91<br>D FF 91<br>4-0<br>18<br>HR<br>BB | C FF 91<br>F FF 92<br>S SL 86<br>0-3 ①<br>K | D KC 77<br>F FF 91<br>C KC 77<br>S KC 81<br>1-3 ①<br>K | | | | C SI 94<br>F CU 82<br>B FC 88<br>S FC 89<br>1-3 ①<br>K | | C SL 80<br>C SL 81<br>F FF 90<br>F FF 92<br>B FF 91<br>X SL 80<br>1-2 ①<br>G3-1<br>1-2<br>2-3<br>3-H | 4 | 1 | 0 | 1 | 1 | 3 | 5 |
| 18 Ben Zobrist, S (1, 4)<br>OBP: 0.333, SLG: 0.363 | B FF 91<br>1 SAFE<br>C FF 91<br>B FF 91<br>B FF 92<br>X FF 92<br>3-1<br>1-H<br>HR | B FF 92<br>B FF 91<br>C FF 93<br>X KC 78<br>2-1 ②<br>FC5-4<br>3<br>FC6-4<br>1-2f | | B FF 94<br>C KC 76<br>X KC 78<br>1-1 ②③<br>G4-6-3<br>1-2f | | | B CU 82<br>B SL 95<br>X SI 94<br>2-0<br>3<br>G6-4-3<br>1B | | B SL 80<br>C SL 79<br>B SL 80<br>X SL 81<br>2-1 ②<br>G3 | 5 | 1 | 2 | 2 | 0 | 0 | 6 |
| 3 Evan Longoria, R (1, 5)<br>OBP: 0.326, SLG: 0.380 | B FF 93<br>B SL 86<br>S FF 91<br>B SL 86<br>X FF 93<br>3-1<br>HR | S FF 93<br>B SL 85<br>1 SAFE<br>S SL 85<br>D SL 86<br>X FF 94<br>2-2 ③<br>FC6-4<br>1-2f | | | F FF 93<br>B FF 94<br>B KC 78<br>S FF 93<br>X KC 79<br>2-2 ①<br>G6-3 | | B FF 94<br>F FC 89<br>1 SAFE<br>F FF 95<br>X FC 88<br>1-2 ②③<br>G6-4-3<br>1-2f | | I IN 85<br>I IN 85<br>I IN 86<br>I IN 84<br>4-0<br>IBB | 4 | 1 | 1 | 1 | 1 | 0 | 2 |
| 21 James Loney, L (1, 3)<br>OBP: 0.349, SLG: 0.375 | B KC 79<br>C FF 94<br>F FF 93<br>B KC 80<br>F KC 80<br>S FF 95<br>2-3 ①<br>K | C KC 76<br>B FF 93<br>F KC 77<br>F SL 86<br>F KC 81<br>B FF 94<br>F KC 78<br>C FF 93<br>2-3 ①<br>K | | | B KC 79<br>C FF 94<br>F FF 93<br>B SL 86<br>B KC 80<br>B FF 94<br>B FF 93<br>4-2<br>8<br>G6-4-3<br>BB | | | F FF 94<br>C SL 87<br>F SL 88<br>C CU 76<br>0-3 ①<br>K | C SL 80<br>C SL 81<br>B FF 91<br>X SL 81<br>1-2 ③<br>P4 | 4 | 0 | 0 | 0 | 1 | 3 | 3 |
| 8 Desmond Jennings, R (1, 8)<br>OBP: 0.323, SLG: 0.374 | C FF 94<br>C FF 95<br>B SL 88<br>F FF 95<br>F SL 86<br>B SL 86<br>X FF 94<br>2-2 ②<br>F9 | C FF 94<br>X SL 85<br>0-1 ②<br>G4-3 | | | B FF 91<br>F FF 89<br>C KC 82<br>X KC 78<br>1-2 ②③<br>G6-4-3<br>1-2f | | | L FF 94<br>B SI 94<br>B SI 94<br>S FF 94<br>C FF 94<br>2-3 ②<br>K | | 4 | 0 | 0 | 0 | 0 | 1 | 1 |
| 20 Matt Joyce, L (1, 7)<br>OBP: 0.364, SLG: 0.398<br>1 Sean Rodríguez, R (8, PH)<br>OBP: 0.271, SLG: 0.517<br>(9, 7) | C KC 79<br>B KC 81<br>B KC 78<br>C FF 93<br>X FF 94<br>2-2<br>11<br>1B<br>1B | C KC 78<br>B KC 80<br>F CH 85<br>X SL 86<br>1-2<br>2B | | | | X SI 94<br>0-0<br>39<br>G6-3<br>11<br>G6-3<br>1B | | X SI 94<br>0-0 ③<br>G4-3 | | 3<br>1 | 0<br>0 | 3<br>0 | 0<br>0 | 0<br>0 | 0<br>0 | 0<br>0 |
| 11 Yunel Escobar, R (1, 6)<br>OBP: 0.326, SLG: 0.342 | F SL 84<br>X SL 85<br>0-1<br>1-2<br>1B | X FF 92<br>0-0 ③<br>G4-3 | | | | B FC 90<br>1 SAFE<br>C FC 90<br>X FF 95<br>1-1 ①<br>G6-3<br>1-2 | | | C SI 92<br>B SL 81<br>B SI 92<br>F SI 91<br>B SI 93<br>X SI 91<br>3-2<br>E5<br>39<br>2B<br>7<br>G3-1 | 4 | 1 | 1 | 0 | 0 | 0 | 2 |
| 39 Kevin Kiermaier, L (1, 9)<br>OBP: 0.333, SLG: 0.654 | D FF 94<br>B FF 93<br>X FF 92<br>2-0 ③<br>F9 | | | B KC 77<br>B CH 85<br>F FF 92<br>B FF 91<br>B FF 92<br>4-1<br>28<br>BB<br>BB | | X FF 94<br>0-0 ②<br>G6-3<br>2-3 | | | B SL 79<br>X SI 92<br>1-0<br>7<br>G3-1<br>1-3<br>2B | 3 | 0 | 1 | 0 | 1 | 0 | 3 |
| 28 José Molina, R (1, 2)<br>OBP: 0.198, SLG: 0.141<br>11 Logan Forsythe, R (9, PR)<br>OBP: 0.248, SLG: 0.245 | | X FF 91<br>0-0<br>18<br>FC5-4<br>1B | | B SL 84<br>S FF 92<br>1 SAFE<br>D SL 84<br>1 SAFE<br>B FF 91<br>B FF 92<br>4-1<br>18<br>G4-6-3<br>1-2<br>BB | | S FC 89<br>B FC 88<br>F FF 95<br>D FC 88<br>B FC 89<br>X FC 90<br>3-2 ③<br>G5-3 | | | B SL 81<br>B SI 93<br>B SI 92<br>C SI 92<br>B SI 91<br>4-1<br>7<br>G3-1<br>BB | 2<br>0 | 0<br>0 | 1<br>0 | 0<br>0 | 2<br>0 | 0<br>0 | 1<br>0 |

| | AB | R | H | RBI | BB | SO | LOB |
|---|---|---|---|---|---|---|---|
| **AB** | 34 | | | | | | |
| **R** | | 4 | | | | | |
| **H** | | | 9 | | | | |
| **RBI** | | | | 4 | | | |
| **BB** | | | | | 6 | | |
| **SO** | | | | | | 7 | |
| **LOB** | | | | | | | 23 |

| Inning Stats | 1 | 2 | 3 | 4 | 5 | 6 | 7 | 8 | 9 |
|---|---|---|---|---|---|---|---|---|---|
| | R: 3<br>E: 0<br>K: 1<br>S: 19 | H: 4<br>LOB: 2<br>BB: 1<br>P: 37 | R: 0<br>E: 0<br>K: 1<br>S: 9 | H: 1<br>LOB: 1<br>BB: 0<br>P: 13 | R: 0<br>E: 0<br>K: 1<br>S: 12 | H: 1<br>LOB: 1<br>BB: 0<br>P: 15 | R: 0<br>E: 0<br>K: 1<br>S: 7 | H: 0<br>LOB: 1<br>BB: 2<br>P: 17 | R: 0<br>E: 0<br>K: 0<br>S: 9 | H: 0<br>LOB: 0<br>BB: 1<br>P: 16 | R: 0<br>E: 0<br>K: 0<br>S: 7 | H: 1<br>LOB: 1<br>BB: 0<br>P: 11 | R: 0<br>E: 0<br>K: 1<br>S: 7 | H: 1<br>LOB: 0<br>BB: 0<br>P: 11 | R: 0<br>E: 0<br>K: 2<br>S: 8 | H: 0<br>LOB: 0<br>BB: 0<br>P: 10 | R: 1<br>E: 1<br>K: 0<br>S: 15 | H: 1<br>LOB: 3<br>BB: 2<br>P: 31 |

| | 1B: 5 | SF: 0 | WP: 0 | PA: 40 |
|---|---|---|---|---|
| | 2B: 2 | SAC: 0 | PB: 0 | |
| | 3B: 0 | DP: 3 | SB: 0 | |
| | HR: 2 | HBP: 0 | CS: 0 | |

| PITCHER | | IP | WLS | BF | H | R | ER | SO | BB | IBB | HBP | BLK | WP | HR | S | P | ERA | WHIP |
|---|---|---|---|---|---|---|---|---|---|---|---|---|---|---|---|---|---|---|
| 34 Tom Koehler, R<br>ERA: 3.33 | (1, 1) | 5.0 | W | 23 | 6 | 3 | 3 | 4 | 4 | 0 | 0 | 0 | 0 | 2 | 56 | 98 | 5.40 | 2.000 |
| 57 Bryan Morris, R<br>ERA: 3.51 | (6, 1) | 2.0 | H | 7 | 2 | 0 | 0 | 1 | 0 | 0 | 0 | 0 | 0 | 0 | 14 | 22 | 0.00 | 1.000 |
| 40 Mike Dunn, L<br>ERA: 3.97 | (8, 1) | 1.0 | H | 3 | 0 | 0 | 0 | 2 | 0 | 0 | 0 | 0 | 0 | 0 | 8 | 10 | 0.00 | 0.000 |
| 31 Steve Cishek, R<br>ERA: 2.55 | (9, 1) | 1.0 | S | 7 | 1 | 1 | 0 | 0 | 1 | 1 | 0 | 0 | 0 | 0 | 15 | 31 | 0.00 | 2.000 |

| PITCHER | IP | WLS | BF | H | R | ER | SO | BB | IBB | HBP | BLK | WP | HR | S | P | ERA | WHIP |
|---|---|---|---|---|---|---|---|---|---|---|---|---|---|---|---|---|---|

# Miami Marlins @ Tampa Bay Rays

Tropicana Field, St. Petersburg, FL

Thu Jun 05 2014, 4:12 PM - 7:57 PM EDT

Att. 10,442 - Dome - 72 F

TOP

livebaseballscorecards.com

| Batter | 1 | 2 | 3 | 4 | 5 | 6 | 7 | 8 | 9 | AB | R | H | RBI | BB | SO | LOB |
|---|---|---|---|---|---|---|---|---|---|---|---|---|---|---|---|---|
| 21 Christian Yelich, L (1, 7)<br>OBP: 0.329, SLG: 0.392 | C FF 90<br>C FF 91<br>B FS 86<br>B FF 92<br>S FF 92<br>2-3 ① K | C FF 91<br>B FC 88<br>C FF 90<br>B FS 85<br>F FF 91<br>F FS 85<br>T FS 86<br>2-2 ③ K | C FS 83<br>B FS 84<br>F SI 90<br>F FF 91<br>B FS 86<br>C FF 91<br>2-3 ① K | X SI 97<br>0-0 ③ G3 | | X FF 90<br>0-0 ① F7 | | 5 | 0 | 0 | 0 | 0 | 3 | 1 |
| 17 Donovan Solano, R (1, 4)<br>OBP: 0.261, SLG: 0.295 | C FF 90<br>B FF 91<br>F FF 92<br>C FF 93<br>1-3 ② K | C FF 89<br>F FF 90<br>X FS 84<br>0-2 ① F9 | C SL 82<br>X FC 84<br>0-1 ② G4-3 | C FF 91<br>F FF 92<br>F FF 93<br>X CH 79<br>0-2 27 WP 27 HR 1B | B FF 91<br>F FF 91<br>F FF 92<br>B SL 83<br>B SL 84<br>X FF 92<br>3-2 ② G6-3 | | | 5 | 1 | 1 | 0 | 0 | 1 | 0 |
| 27 Giancarlo Stanton, R (1, 9)<br>OBP: 0.407, SLG: 0.614 | C FF 92<br>B FF 91<br>X FS 85<br>1-1 1B | S CU 69<br>C FF 91<br>B FS 81<br>F FS 84<br>F FF 91<br>S SL 84<br>1-3 ② K | B FF 89<br>B SL 80<br>F FF 90<br>F FF 91<br>X FF 92<br>2-2 ③ G6-3 | B CH 80<br>B FC 93<br>B CH 79<br>C FC 93<br>F FF 93<br>F FF 93<br>X FC 92<br>3-2 1-H HR | C FF 92<br>S CU 82<br>B SL 83<br>B SL 84<br>X SL 85<br>2-2 ③ G4-3 | | | 5 | 1 | 2 | 2 | 0 | 1 | 0 |
| 9 Casey McGehee, R (1, 5)<br>OBP: 0.355, SLG: 0.382 | C FF 93<br>C FF 93<br>F FF 93<br>B FF 92<br>F FS 85<br>D FS 85<br>1 SAFE<br>F FF 92<br>F FF 93<br>2-2 ③ F8<br>X CU 72 | B CU 68<br>F FF 91<br>B FC 85<br>X FS 85<br>2-1 46 1B 13 1B 1B | B SL 81<br>C FF 90<br>B FF 90<br>X FF 91<br>2-1 46 1B 13 1B 2B | C FC 93<br>X CH 79<br>0-1 46 1B 48 1B 1B | | F FF 94<br>B SI 93<br>C SI 93<br>F FS 82<br>B SI 94<br>F FF 94<br>X FF 94<br>2-2 13 HR 1B | | 5 | 4 | 4 | 0 | 0 | 0 | 1 |
| 46 Garrett Jones, L (1, 3)<br>OBP: 0.335, SLG: 0.466 | C FF 88<br>B FS 85<br>F FS 84<br>S FS 84<br>1-3 ① K | B FF 90<br>X FS 83<br>1-0 48 1B 13 1B 60 1B 1-3 1B | B SI 93<br>F SI 93<br>X SI 94<br>1-1 13 1B 60 1B 2-3 1B | F FS 81<br>X CU 77<br>0-1 48 1B 1-3 1B | | S SL 78<br>T FS 80<br>F FF 94<br>B SI 93<br>X FS 81<br>1-2 ① F7 | | 5 | 2 | 3 | 0 | 0 | 1 | 1 |
| 13 Marcell Ozuna, R (1, 8)<br>OBP: 0.319, SLG: 0.466 | C CU 68<br>B FC 86<br>B SL 83<br>F FC 85<br>S FF 92<br>2-3 ② K | F FC 84<br>S FC 85<br>B FC 85<br>B SL 84<br>X FS 83<br>2-2 48 1B 60 1B 1-2 3-H 1B | 1 SAFE<br>X FF 94<br>0-0 60 1B 3 FC4-6 1-2 3-H 1B | C FF 90<br>S CU 78<br>B FS 83<br>S FS 82<br>1-3 ① K | | B SL 79<br>B FF 91<br>C FF 92<br>C FF 93<br>F SL 79<br>D SL 80<br>F FF 95<br>X FF 94<br>3-2 1-H HR | | 5 | 3 | 3 | 4 | 0 | 2 | 2 |
| 48 Justin Bour, L (1, 10)<br>OBP: 0.400, SLG: 0.400 | B FF 91<br>B FF 91<br>B FS 84<br>C FF 91<br>C FF 91<br>S FF 92<br>3-3 ③ K | F FF 90<br>X FS 85<br>0-1 60 1B 1-2 2-3 1B | C SI 95<br>C SI 95<br>F SI 96<br>F SI 97<br>F FF 95<br>F CU 75<br>B SI 96<br>B FF 97<br>X SI 96<br>2-2 ① F7 | C CU 78<br>D FS 83<br>S FS 82<br>F FS 82<br>B FF 91<br>X FS 81<br>2-2 1-3 3-H 1B | | F SI 93<br>F FS 82<br>T FF 94<br>0-2 ② K | | 5 | 0 | 2 | 1 | 0 | 2 | 2 |
| 60 J.T. Realmuto, R (1, 2)<br>OBP: 0.500, SLG: 0.500<br>6 Jeff Mathis, R (8, 2)<br>OBP: 0.356, SLG: 0.373 | C FF 90<br>B FF 90<br>C FF 90<br>X FF 91<br>1-2 ① L9 | X FC 86<br>0-0 1-2 2-H 3-H 1B | S FF 96<br>B SI 97<br>F SI 97<br>B FF 97<br>X SI 96<br>2-2 3 FC4-6 1-3 2-H 1B | C FF 90<br>B CU 79<br>B FS 81<br>X FS 81<br>2-1 ② P5 | | F FF 94<br>X FF 93<br>0-1 ③ F9 | | 4<br>1 | 0<br>0 | 2<br>0 | 3<br>0 | 0<br>0 | 0<br>0 | 2<br>0 |
| 3 Adeiny Hechavarría, R (1, 6)<br>OBP: 0.296, SLG: 0.329 | B FF 90<br>X FF 90<br>1-0 ② P3 | B CU 69<br>B FF 90<br>B FF 90<br>C FF 89<br>X SL 81<br>3-1 ③ G4-3 | S SI 96<br>B SI 95<br>1 SAFE<br>X SI 94<br>1-1 ② FC4-6 1-2f 3-H | F CU 78<br>B FS 80<br>D FS 79<br>B FS 79<br>S FF 91<br>S FF 90<br>3-3 ③ K | | | | 4 | 0 | 0 | 1 | 0 | 1 | 5 |
| Inning Stats | R: 0<br>E: 0<br>K: 2<br>S: 15<br>H: 1<br>LOB: 1<br>BB: 0<br>P: 21 | R: 0<br>E: 0<br>K: 3<br>S: 9<br>H: 0<br>LOB: 0<br>BB: 0<br>P: 15 | R: 0<br>E: 0<br>K: 1<br>S: 9<br>H: 0<br>LOB: 0<br>BB: 0<br>P: 13 | R: 3<br>E: 0<br>K: 1<br>S: 19<br>H: 5<br>LOB: 2<br>BB: 0<br>P: 28 | R: 0<br>E: 0<br>K: 1<br>S: 9<br>H: 0<br>LOB: 0<br>BB: 0<br>P: 13 | R: 3<br>E: 0<br>K: 0<br>S: 18<br>H: 4<br>LOB: 1<br>BB: 0<br>P: 26 | R: 3<br>E: 0<br>K: 2<br>S: 24<br>H: 5<br>LOB: 2<br>BB: 0<br>P: 35 | R: 0<br>E: 0<br>K: 0<br>S: 8<br>H: 0<br>LOB: 0<br>BB: 0<br>P: 13 | R: 2<br>E: 0<br>K: 1<br>S: 19<br>H: 2<br>LOB: 0<br>BB: 0<br>P: 25 | 1B: 14<br>2B: 1<br>3B: 0<br>HR: 2<br>SF: 0<br>SAC: 0<br>DP: 0<br>HBP: 0 | | | | WP: 1<br>PB: 0<br>SB: 0<br>CS: 0 | | PA: 44 |

| | AB | 44 |
|---|---|---|
| | R | 11 |
| | H | 17 |
| | RBI | 11 |
| | BB | 0 |
| | SO | 11 |
| | LOB | 14 |

MIAMI

| PITCHER | | IP | WLS | BF | H | R | ER | SO | BB | IBB | HBP | BLK | WP | HR | S | P | ERA | WHIP |
|---|---|---|---|---|---|---|---|---|---|---|---|---|---|---|---|---|---|---|
| 23 Jake Odorizzi, R<br>ERA: 5.31 | (1, 1) | 5.0 | L | 22 | 7 | 4 | 4 | 8 | 0 | 0 | 0 | 0 | 0 | 0 | 63 | 94 | 7.20 | 1.400 |
| 57 Jake McGee, L<br>ERA: 1.69 | (6, 1) | 1.0 | | 6 | 3 | 2 | 2 | 0 | 0 | 0 | 0 | 0 | 0 | 0 | 16 | 22 | 18.00 | 3.000 |
| 26 Brad Boxberger, R<br>ERA: 2.7 | (7, 1) | 0.0 | | 3 | 3 | 3 | 3 | 0 | 0 | 0 | 0 | 0 | 1 | 1 | 10 | 13 | ∞ | ∞ |
| 62 Joel Peralta, R<br>ERA: 4.5 | (7, 1) | 1.0 | | 5 | 2 | 0 | 0 | 2 | 0 | 0 | 0 | 0 | 0 | 0 | 14 | 22 | 0.00 | 2.000 |
| 50 Grant Balfour, R<br>ERA: 4.98 | (8, 1) | 1.0 | | 3 | 0 | 0 | 0 | 0 | 0 | 0 | 0 | 0 | 0 | 0 | 8 | 13 | 0.00 | 0.000 |

| PITCHER | | IP | WLS | BF | H | R | ER | SO | BB | IBB | HBP | BLK | WP | HR | S | P | ERA | WHIP |
|---|---|---|---|---|---|---|---|---|---|---|---|---|---|---|---|---|---|---|
| 52 Josh Lueke, R<br>ERA: 5.64 | (9, 1) | 1.0 | | 5 | 2 | 2 | 2 | 1 | 0 | 0 | 0 | 0 | 0 | 1 | 19 | 25 | 18.00 | 2.000 |

| Batter | 1 | 2 | 3 | 4 | 5 | 6 | 7 | 8 | 9 | AB | R | H | RBI | BB | SO | LOB |
|---|---|---|---|---|---|---|---|---|---|---|---|---|---|---|---|---|
| 7 David DeJesus, L (1, 10)<br>OBP: 0.343, SLG: 0.447 | B FF 90<br>B FF 92<br>C FF 92<br>F FF 93<br>X FF 94<br>2-2<br>3<br>FC5-4<br>18<br>BB<br>21<br>SF7<br>1B | | X FF 92<br>0-0 ①<br>G3-1 | | B CU 77<br>C FF 93<br>F CH 88<br>B CU 78<br>X SI 94<br>2-2 ②<br>G6-3 | D SI 95<br>X FF 94<br>1-0 ②<br>F7 | | 1 SAFE<br>C FF 92<br>C FF 91<br>B FF 92<br>X SL 79<br>1-2<br>1-2<br>1B | | 5 | 1 | 2 | 0 | 0 | 0 | 2 |
| 18 Ben Zobrist, S (1, 4)<br>OBP: 0.335, SLG: 0.377 | B FF 91<br>1 SAFE<br>B FF 91<br>B SI 92<br>B FF 92<br>4-0<br>3<br>FC5-4<br>1-2<br>BB | | F FF 91<br>B CH 86<br>B CU 76<br>X CH 86<br>2-1 ②<br>G3 | | X CH 85<br>0-0<br>HR | C FS 88<br>C SI 95<br>F FF 96<br>B FF 95<br>F SL 87<br>C FF 96<br>1-3 ③<br>K | | B SL 80<br>S CH 82<br>C CH 82<br>S CH 85<br>1-3 ②<br>K | | 4 | 1 | 1 | 1 | 1 | 2 | 4 |
| 3 Evan Longoria, R (1, 5)<br>OBP: 0.327, SLG: 0.385 | S FF 93<br>B SI 94<br>X FC 84<br>1-1 ①<br>FC5-4<br>1-2f<br>2-3 | | S FC 84<br>B SI 93<br>F FC 85<br>B FC 85<br>S FC 85<br>2-3 ③<br>K | | B FF 93<br>B CH 86<br>X SI 94<br>2-0<br>1B | | B SL 83<br>X FF 95<br>1-0<br>21<br>G3-1<br>8<br>2B<br>2B | C FF 92<br>C SL 81<br>D SL 79<br>X SL 79<br>1-2 ③<br>G1-3 | | 5 | 1 | 2 | 0 | 0 | 1 | 4 |
| 21 James Loney, L (1, 3)<br>OBP: 0.341, SLG: 0.368 | X SI 93<br>0-0 ②<br>SF7<br>3-H | | | B FF 90<br>B SI 91<br>B FF 91<br>C FF 92<br>X FF 93<br>3-1 ①<br>L5 | C CU 76<br>1 SAFE<br>X SI 92<br>0-1 ③<br>G6-3 | | B FF 95<br>F SI 94<br>X FS 86<br>1-1 ①<br>G3-1<br>2-3 | | F FF 95<br>C FF 94<br>F FF 94<br>B SL 89<br>F FF 94<br>F SL 88<br>F FF 95<br>F SL 89<br>F FF 94<br>1-2 ①<br>X FF 84<br>F7 | 4 | 0 | 0 | 1 | 0 | 0 | 2 |
| 8 Desmond Jennings, R (1, 8)<br>OBP: 0.325, SLG: 0.380 | 1 SAFE<br>C FF 91<br>B FC 84<br>C SI 92<br>F FF 93<br>X FC 84<br>1-2 ③<br>G4-3 | | | C FC 85<br>B FC 85<br>S SI 93<br>F SI 94<br>X FC 84<br>1-2 ②<br>G6-3 | | X SI 90<br>0-0<br>20<br>3B<br>1B | C FF 95<br>F FF 95<br>X FF 96<br>0-2<br>3-H<br>2B | | S SI 94<br>B SI 95<br>C FF 94<br>F FF 94<br>F SL 88<br>X SI 94<br>1-2 ②<br>G4-3 | 5 | 1 | 2 | 1 | 0 | 0 | 1 |
| 20 Matt Joyce, L (1, 7)<br>OBP: 0.367, SLG: 0.412<br>1 Sean Rodríguez, R (9, PH)<br>OBP: 0.278, SLG: 0.517 | | C FF 91<br>F FC 86<br>F FF 93<br>X SI 94<br>0-2 ①<br>G4-3 | | C CU 77<br>S CH 85<br>X SI 93<br>0-2<br>1B | | B SI 89<br>S CH 84<br>B CH 83<br>X SI 91<br>2-1<br>1-H<br>19<br>1B<br>3B | S CH 84<br>B FF 92<br>F FF 91<br>B CH 84<br>S CH 83<br>2-3 ②<br>K | | B SI 95<br>B FF 94<br>C FF 94<br>S FF 94<br>B FF 95<br>F FF 96<br>F FF 95<br>B FF 95<br>4-2<br>BB | 4<br>0 | 1<br>0 | 2<br>0 | 1<br>0 | 0<br>1 | 1<br>0 | 1<br>0 |
| 11 Yunel Escobar, R (1, 6)<br>OBP: 0.319, SLG: 0.333 | | B FF 93<br>F SI 92<br>X FC 86<br>1-1 ②<br>G6-3 | | X FC 83<br>0-0 ③<br>F8 | | X FF 93<br>0-0 ①<br>P4 | B FF 93<br>S SL 79<br>B FF 91<br>X SL 80<br>2-1 ③<br>L6 | | X SL 88<br>0-0 ③<br>G5-3 | 5 | 0 | 0 | 0 | 0 | 0 | 4 |
| 39 Kevin Kiermaier, L (1, 9)<br>OBP: 0.419, SLG: 0.828 | | T SI 92<br>B CU 78<br>F SI 93<br>X CH 87<br>1-2<br>43<br>S<br>2B | | | B FF 90<br>B SI 91<br>C CH 86<br>F CH 86<br>X FC 85<br>2-2<br>HR | B SL 81<br>B FF 92<br>B FF 92<br>B FF 92<br>4-0<br>19<br>1B<br>BB | | B FF 90<br>F FF 91<br>X SI 90<br>1-1<br>7<br>1B<br>1B | | 3 | 1 | 3 | 1 | 1 | 0 | 0 |
| 43 Ali Solis, R (1, 2)<br>19 Jerry Sands, R (6, PH)<br>OBP: 0.167, SLG: 0.167<br>28 José Molina, R (7, 2)<br>OBP: 0.196, SLG: 0.140 | | B FF 93<br>F SI 92<br>S SI 93<br>B FF 94<br>S FF 93<br>2-3 ③<br>K<br>2-3 | | | B SI 93<br>F FF 92<br>F FF 93<br>S FC 87<br>1-3 ①<br>K | C SL 84<br>1 SAFE<br>X SL 86<br>0-1<br>1-2<br>3-H<br>1B | | C FF 90<br>C SL 78<br>B SL 80<br>S SL 80<br>1-3 ①<br>K | | 2<br>1<br>1 | 0<br>0<br>0 | 0<br>1<br>0 | 0<br>1<br>0 | 0<br>1<br>0 | 2<br>0<br>0 | 1<br>0<br>1 |
| Inning Stats | R: 1<br>E: 0<br>K: 0<br>S: 10<br>H: 1<br>LOB: 1<br>BB: 1<br>P: 18 | R: 0<br>E: 0<br>K: 1<br>S: 12<br>H: 1<br>LOB: 1<br>BB: 0<br>P: 16 | R: 0<br>E: 0<br>K: 1<br>S: 6<br>H: 0<br>LOB: 0<br>BB: 0<br>P: 10 | R: 0<br>E: 0<br>K: 0<br>S: 10<br>H: 1<br>LOB: 1<br>BB: 0<br>P: 14 | R: 2<br>E: 0<br>K: 1<br>S: 13<br>H: 3<br>LOB: 1<br>BB: 0<br>P: 20 | R: 2<br>E: 0<br>K: 1<br>S: 12<br>H: 3<br>LOB: 2<br>BB: 1<br>P: 20 | R: 1<br>E: 0<br>K: 1<br>S: 11<br>H: 2<br>LOB: 1<br>BB: 0<br>P: 17 | R: 0<br>E: 0<br>K: 2<br>S: 14<br>H: 2<br>LOB: 2<br>BB: 0<br>P: 19 | R: 0<br>E: 0<br>K: 0<br>S: 19<br>H: 0<br>LOB: 1<br>BB: 1<br>P: 25 | 1B: 7<br>2B: 3<br>3B: 1<br>HR: 2<br>SF: 1<br>SAC: 0<br>DP: 0<br>HBP: 0 | | | | | | |

| PITCHER | | IP | WLS | BF | H | R | ER | SO | BB | IBB | HBP | BLK | WP | HR | S | P | ERA | WHIP |
|---|---|---|---|---|---|---|---|---|---|---|---|---|---|---|---|---|---|---|
| 33 Jacob Turner, R<br>ERA: 5.93 | (1, 1) | 5.1 | W | 25 | 8 | 5 | 5 | 3 | 1 | 0 | 0 | 0 | 0 | 2 | 55 | 84 | 8.44 | 1.688 |
| 43 Dan Jennings, L<br>ERA: 1.26 | (6, 1) | 0.0 | | 1 | 0 | 0 | 0 | 0 | 1 | 0 | 0 | 0 | 0 | 0 | 0 | 4 | ∞ | ∞ |
| 41 Chris Hatcher, R<br>ERA: 4.5 | (6, 1) | 1.0 | H | 6 | 3 | 1 | 1 | 1 | 0 | 0 | 0 | 0 | 0 | 0 | 14 | 18 | 9.00 | 3.000 |
| 44 AJ Ramos, R<br>ERA: 2.81 | (7, 1) | 1.2 | H | 7 | 2 | 0 | 0 | 3 | 0 | 0 | 0 | 0 | 0 | 0 | 19 | 28 | 0.00 | 1.200 |
| 40 Mike Dunn, L<br>ERA: 3.8 | (9, 1) | 1.0 | | 4 | 0 | 0 | 0 | 0 | 1 | 0 | 0 | 0 | 0 | 0 | 19 | 25 | 0.00 | 1.000 |

| PITCHER | IP | WLS | BF | H | R | ER | SO | BB | IBB | HBP | BLK | WP | HR | S | P | ERA | WHIP |
|---|---|---|---|---|---|---|---|---|---|---|---|---|---|---|---|---|---|

# BOTTOM

# Miami Marlins @ Tampa Bay Rays

Tropicana Field, St. Petersburg, FL

Thu Jun 05 2014, 4:12 PM - 7:57 PM EDT

Att. 10,442 - Dome - 72 F

livebaseballscorecards.com

| | |
|---|---|
| AB | 39 |
| R | 6 |
| H | 13 |
| RBI | 6 |
| BB | 3 |
| SO | 7 |
| LOB | 20 |

# Seattle Mariners @ Tampa Bay Rays

Tropicana Field, St. Petersburg, FL

Fri Jun 06 2014, 7:12 PM - 10:27 PM EDT

Att. 14,577 - Dome - 72 F

livebaseballscorecards.com

| Batter | 1 | 2 | 3 | 4 | 5 | 6 | 7 | 8 | 9 | AB | R | H | RBI | BB | SO | LOB |
|---|---|---|---|---|---|---|---|---|---|---|---|---|---|---|---|---|
| 99 James Jones, L (1, 8)<br>OBP: 0.318, SLG: 0.359 | C FF 86<br>B CU 73<br>F SI 87<br>F FF 88<br>F CH 73<br>X CU 73<br>1-2 ① G5-3 | | F FF 87<br>F FF 89<br>B FF 89<br>F FS 80<br>F CU 74<br>F SI 88<br>S FF 87<br>1-3 ② K | | F FF 87<br>B FF 84<br>B FF 88<br>S FF 86<br>B FC 86<br>X FS 83<br>3-2 ③ G6-3 | | | C CU 77<br>B FS 82<br>X FS 82<br>1-1 ② G3 | | 4 | 0 | 0 | 0 | 0 | 1 | 4 |
| 55 Michael Saunders, L (1, 9)<br>OBP: 0.321, SLG: 0.441<br>13 Dustin Ackley, L (4, 7)<br>OBP: 0.290, SLG: 0.371 | B SI 88<br>B SI 88<br>X FS 81<br>2-0 ② F9 | | B SI 87<br>S FF 87<br>S FF 86<br>S FF 87<br>1-3 ③ K | | | B CU 72<br>C CU 74<br>B CU 75<br>S FS 80<br>T SI 88<br>2-2 ① K | | C CU 78<br>S FS 83<br>B FF 90<br>F FS 82<br>B FS 84<br>X CU 79<br>2-2 ③ P5 | | 2<br>2 | 0<br>0 | 0<br>0 | 0<br>0 | 0<br>0 | 1<br>1 | 2<br>0 |
| 22 Robinson Canó, L (1, 4)<br>OBP: 0.379, SLG: 0.423 | B FF 88<br>B SI 88<br>B FS 82<br>C FF 86<br>C FS 82<br>S FF 88<br>3-3 ③ K | | | B CU 76<br>F FF 86<br>S FF 87<br>X FF 89<br>1-2 ① F8 | | B FC 84<br>S FF 87<br>F FS 83<br>X SI 89<br>1-2 1B | | | B FF 89<br>X FF 90<br>1-0 17 PB 15 G4-3 1B | 4 | 0 | 2 | 0 | 0 | 1 | 0 |
| 4 John Buck, R (1, 2)<br>OBP: 0.315, SLG: 0.347 | | C FF 88<br>X CH 74<br>0-1 ① G1-3 | | C CU 75<br>B FF 89<br>S FF 89<br>S FF 88<br>1-3 ② K | | B FS 80<br>S FF 89<br>B FF 87<br>C SI 88<br>B CU 74<br>X FF 87<br>3-2 ② P3 | | | S CU 82<br>S FF 91<br>D CU 81<br>T FF 92<br>1-2 ① K | 4 | 0 | 0 | 0 | 0 | 2 | 2 |
| 15 Kyle Seager, L (1, 5)<br>OBP: 0.339, SLG: 0.476 | | B FF 87<br>X FF 86<br>1-0 ② F8 | | B CU 76<br>C FF 88<br>X FF 87<br>1-1 ③ L4 | | F SI 88<br>B FF 89<br>B FS 81<br>F FF 88<br>F FF 89<br>B CU 75<br>F FS 83<br>S CH 74<br>3-3 ③ K | | | C CU 81<br>C FF 90<br>B FC 91<br>X CU 82<br>1-2 ② G4-3<br>1-2 | 4 | 0 | 0 | 0 | 0 | 1 | 2 |
| 17 Justin Smoak, S (1, 3)<br>OBP: 0.282, SLG: 0.361 | | C CU 74<br>X FF 90<br>0-1 ③ G6-3 | | | B CU 75<br>B CU 73<br>C FS 83<br>B FF 88<br>B FF 88<br>4-1 16 1B BB | | F FF 94<br>C CU 78<br>S FF 96<br>0-3 ① K | | B CU 81<br>C CU 82<br>B CU 81<br>B CU 82<br>C FF 91<br>S FF 90<br>3-3 ③ K<br>2-3 | 3 | 0 | 0 | 0 | 1 | 2 | 1 |
| 7 Stefen Romero, R (1, 10)<br>OBP: 0.266, SLG: 0.367 | | | C CU 72<br>T CU 75<br>B SI 90<br>B CU 74<br>X CU 75<br>2-2 16 2B 1B | | C CU 74<br>F FF 88<br>B FF 89<br>C FF 85<br>1-3 ① K | | C SI 96<br>B FF 96<br>S FF 96<br>F FF 96<br>B FF 96<br>C SI 97<br>2-3 ② K | | | 3 | 0 | 1 | 0 | 0 | 2 | 1 |
| 16 Cole Gillespie, R (1, 7)<br>OBP: 0.400, SLG: 0.389<br>(4, 9) | | | F FF 89<br>C FF 89<br>B FF 89<br>B FF 90<br>X CH 70<br>2-2 1-3 2B | | B FF 86<br>B CU 72<br>C FF 84<br>S FF 88<br>F CU 74<br>B FF 88<br>X FF 88<br>3-2 1-2 1B | | S FF 95<br>B CU 79<br>S SI 96<br>F FF 97<br>B FF 97<br>C FF 96<br>2-3 ③ K | | | 3 | 0 | 2 | 0 | 0 | 1 | 0 |
| 5 Brad Miller, L (1, 6)<br>OBP: 0.243, SLG: 0.268 | | | B SI 88<br>F FF 88<br>L FC 85<br>S FS 80<br>1-3 ① K | | X FF 89<br>0-0 ② P2 | | | C FF 90<br>F CU 78<br>S FS 82<br>0-3 ① K | | 3 | 0 | 0 | 0 | 0 | 2 | 4 |
| Inning Stats | R: 0<br>E: 0<br>K: 1<br>S: 9<br>H: 0<br>LOB: 0<br>BB: 0<br>P: 15 | R: 0<br>E: 0<br>K: 0<br>S: 5<br>H: 0<br>LOB: 0<br>BB: 0<br>P: 6 | R: 0<br>E: 0<br>K: 3<br>S: 18<br>H: 2<br>LOB: 2<br>BB: 0<br>P: 25 | R: 0<br>E: 0<br>K: 1<br>S: 8<br>H: 0<br>LOB: 0<br>BB: 0<br>P: 11 | R: 0<br>E: 0<br>K: 1<br>S: 12<br>H: 1<br>LOB: 2<br>BB: 1<br>P: 23 | R: 0<br>E: 0<br>K: 2<br>S: 14<br>H: 1<br>LOB: 1<br>BB: 0<br>P: 23 | R: 0<br>E: 0<br>K: 3<br>S: 11<br>H: 0<br>LOB: 0<br>BB: 0<br>P: 15 | R: 0<br>E: 0<br>K: 1<br>S: 9<br>H: 0<br>LOB: 0<br>BB: 0<br>P: 12 | R: 0<br>E: 0<br>K: 2<br>S: 10<br>H: 1<br>LOB: 1<br>BB: 0<br>P: 16 | 1B: 4<br>2B: 1<br>3B: 0<br>HR: 0<br>SF: 0<br>SAC: 0<br>DP: 0<br>HBP: 0 | | | | | | |

| TOP | |
|---|---|
| AB | 32 |
| R | 0 |
| H | 5 |
| RBI | 0 |
| BB | 1 |
| SO | 14 |
| LOB | 16 |

WP: 0 PB: 1 SB: 0 CS: 0 PA: 33

| PITCHER | | IP | WLS | BF | H | R | ER | SO | BB | IBB | HBP | BLK | WP | HR | S | P | ERA | WHIP |
|---|---|---|---|---|---|---|---|---|---|---|---|---|---|---|---|---|---|---|
| 40 Erik Bedard, L<br>ERA: 3.61 | (1, 1) | 6.0 | W | 23 | 4 | 0 | 0 | 8 | 1 | 0 | 0 | 0 | 0 | 0 | 66 | 103 | 0.00 | 0.833 |
| 57 Jake McGee, L<br>ERA: 1.63 | (7, 1) | 1.0 | H | 3 | 0 | 0 | 0 | 3 | 0 | 0 | 0 | 0 | 0 | 0 | 11 | 15 | 0.00 | 0.000 |
| 62 Joel Peralta, R<br>ERA: 4.33 | (8, 1) | 1.0 | | 3 | 0 | 0 | 0 | 1 | 0 | 0 | 0 | 0 | 0 | 0 | 9 | 12 | 0.00 | 0.000 |
| 50 Grant Balfour, R<br>ERA: 4.76 | (9, 1) | 1.0 | | 4 | 1 | 0 | 0 | 2 | 0 | 0 | 0 | 0 | 0 | 0 | 10 | 16 | 0.00 | 1.000 |

| PITCHER | IP | WLS | BF | H | R | ER | SO | BB | IBB | HBP | BLK | WP | HR | S | P | ERA | WHIP |
|---|---|---|---|---|---|---|---|---|---|---|---|---|---|---|---|---|---|

# Seattle Mariners @ Tampa Bay Rays

Tropicana Field, St. Petersburg, FL

Fri Jun 06 2014, 7:12 PM - 10:27 PM EDT

Att. 14,577 - Dome - 72 F

livebaseballscorecards.com

| Batter | 1 | 2 | 3 | 4 | 5 | 6 | 7 | 8 | 9 | AB | R | H | RBI | BB | SO | LOB |
|---|---|---|---|---|---|---|---|---|---|---|---|---|---|---|---|---|
| 7 David DeJesus, L (1, 10)<br>OBP: 0.344, SLG: 0.438 | C FF 83<br>B FF 85<br>F FF 86<br>B CU 71<br>F FF 86<br>X SL 79<br>2-2 P5 ① | | C FF 83<br>X CH 78<br>0-1 G4-3 ①<br>B FF 86<br>F FF 87<br>F CH 78<br>B CU 70<br>B FF 87<br>F FF 87<br>F FF 87<br>B FF 88<br>4-2 BB | | | X SI 87<br>0-0 B3 ①<br>B FF 94<br>B SL 90<br>T FF 96<br>H SL 88<br>3-1 18 WP HBP | | | | 3 | 0 | 0 | 0 | 1 | 0 | 0 |
| 18 Ben Zobrist, S (1, 4)<br>OBP: 0.332, SLG: 0.378 | C FF 85<br>B CU 70<br>X FF 86<br>1-1 P5 ② | | B FF 84<br>B FF 85<br>C FF 85<br>F CH 79<br>F FF 86<br>B SL 79<br>X FF 86<br>3-2 F8 ②<br>B FF 85<br>1 SAFE<br>F FF 85<br>S CH 78<br>1 SAFE<br>S CH 78<br>1-3 K ③ | | | C SI 85<br>X CU 67<br>0-1 21 FC3-6 2B<br>B SI 96<br>B FF 95<br>X SL 88<br>2-0 L6 ②<br>1-2<br>2-3<br>3-H | | | | 5 | 0 | 1 | 0 | 0 | 1 | 3 |
| 3 Evan Longoria, R (1, 5)<br>OBP: 0.336, SLG: 0.393 | S FF 85<br>F SL 78<br>B SL 79<br>C FF 85<br>1-3 K ③ | | X FF 85<br>0-0 8 BB 2B | | C FF 84<br>S SL 79<br>B SL 79<br>B SL 79<br>F FF 84<br>F SL 79<br>F CH 78<br>X FF 86<br>2-2 21 1B 8 1B 1B | I IN 68<br>I IN 69<br>I IN 72<br>I IN 67<br>4-0 21 FC3-6 IBB<br>B SL 87<br>F SI 95<br>B SL 84<br>D CU 75<br>F SL 87<br>D CU 77<br>4-2 BB | | | | 3 | 1 | 2 | 0 | 2 | 1 | 0 |
| 21 James Loney, L (1, 3)<br>OBP: 0.347, SLG: 0.375 | | B FF 84<br>B FF 86<br>X FF 85<br>2-0 8 SH3-4 2B | B FF 84<br>B SL 78<br>D FF 84<br>I IN 62<br>4-0 8 BB IBB | | C FF 84<br>F CH 77<br>F FF 84<br>B CH 78<br>F CH 78<br>1 SAFE<br>X FF 85<br>1-2 20 FC4-6 8 1B 11 1B<br>1-3 1B | X SI 87<br>0-0 FC3-6 8 BB ②<br>1-2f<br>2-3<br>C FF 93<br>F CU 76<br>X FF 94<br>0-2 G4-3 ③ | | | | 4 | 1 | 2 | 0 | 1 | 0 | 5 |
| 8 Desmond Jennings, R (1, 8)<br>OBP: 0.332, SLG: 0.381 | | B FF 85<br>X FF 84<br>1-0 SH3-4 ①<br>2-3 | B SL 77<br>C SL 77<br>F FF 85<br>D SL 78<br>B SL 79<br>B FF 85<br>4-2 1-2 2-3 BB | | B SL 77<br>1 SAFE<br>X SL 77<br>1-0 20 FC4-6 1B<br>1-2<br>3-H | 1 SAFE<br>1 SAFE<br>B SI 85<br>S SI 85<br>B CH 79<br>1 SAFE<br>D CH 78<br>B CH 77<br>4-1 1-2 BB | | B FF 93<br>X FF 93<br>1-0 P4 ① | | 2 | 0 | 1 | 1 | 2 | 0 | 0 |
| 20 Matt Joyce, L (1, 7)<br>OBP: 0.361, SLG: 0.405<br>1 Sean Rodríguez, R (6, PH)<br>OBP: 0.273, SLG: 0.505<br>(7, 7) | | X FF 84<br>0-0 P5 ②<br>B SL 85<br>X SI 83<br>1-0 F9 ③ | C FF 86<br>C SL 82<br>D SL 80<br>X FF 87<br>1-2 G3 ③ | | C FF 83<br>F CH 84<br>X CH 79<br>0-2 FC4-6 ①<br>1-2f<br>2-3 | | | S SL 85<br>C SL 84<br>S CU 76<br>0-3 K ② | | 3<br>2 | 0<br>0 | 0<br>0 | 0<br>0 | 0<br>1 | 0<br>3 | 6<br>3 |
| 11 Yunel Escobar, R (1, 6)<br>OBP: 0.325, SLG: 0.336 | | C SL 78<br>B FF 86<br>B SL 79<br>D SL 79<br>T FF 86<br>B FF 87<br>4-2 39 BB BB | | X FF 86<br>0-0 P3 ①<br>B SL 78<br>F FF 84<br>1 SAFE<br>P PO 79<br>1 SAFE<br>X SL 78<br>2-1 1-2 3-H 1B | | B SI 96<br>F SI 95<br>B SL 88<br>X FF 95<br>2-1 28 SH1-4 18 WP 39 1B 1B<br>S FF 94<br>B CU 76<br>X SL 83<br>1-1 G6-3 ③ | | | | 4 | 1 | 2 | 1 | 1 | 0 | 0 |
| 39 Kevin Kiermaier, L (1, 9)<br>OBP: 0.457, SLG: 0.844 | | B SL 78<br>F FF 86<br>B FF 86<br>B FF 86<br>B FF 85<br>4-1 1-2 BB | | C FF 85<br>B SL 78<br>B FF 87<br>X FF 86<br>2-1 28 WP 28 SF7 2B<br>X CH 79<br>0-0 F5 ② | | 1 SAFE<br>C FF 95<br>1 SAFE<br>B FF 95<br>X FF 95<br>1-1 18 WP 28 SH1-4 1-2 1B | | | | 3 | 1 | 2 | 0 | 1 | 0 | 2 |
| 28 José Molina, R (1, 2)<br>OBP: 0.189, SLG: 0.136 | | X FF 86<br>0-0 P6 ③ | | S SL 78<br>X SL 78<br>0-1 SF7 ②<br>2-H<br>B FF 85<br>F FF 85<br>C SL 78<br>S SL 78<br>1-3 K ③ | | B FF 96<br>D FF 94<br>M FF 94<br>L FF 94<br>X FF 96<br>2-2 SH1-4 ①<br>1-2<br>2-3 | | | | 2 | 0 | 0 | 1 | 0 | 1 | 5 |
| Inning Stats | R: 0<br>E: 0<br>K: 1<br>S: 9<br>H: 0<br>LOB: 0<br>BB: 0<br>P: 13 | R: 0<br>E: 0<br>K: 0<br>S: 7<br>H: 1<br>LOB: 3<br>BB: 2<br>P: 18 | R: 0<br>E: 0<br>K: 0<br>S: 12<br>H: 1<br>LOB: 3<br>BB: 2<br>P: 24 | R: 1<br>E: 0<br>K: 1<br>S: 12<br>H: 1<br>LOB: 1<br>BB: 1<br>P: 19 | R: 2<br>E: 0<br>K: 1<br>S: 22<br>H: 4<br>LOB: 2<br>BB: 0<br>P: 28 | R: 0<br>E: 0<br>K: 0<br>S: 6<br>H: 1<br>LOB: 3<br>BB: 2<br>P: 15 | R: 1<br>E: 0<br>K: 0<br>S: 14<br>H: 2<br>LOB: 3<br>BB: 1<br>P: 28 | R: 0<br>E: 0<br>K: 1<br>S: 6<br>H: 0<br>LOB: 0<br>BB: 0<br>P: 8 | | 1B: 6<br>2B: 4<br>3B: 0<br>HR: 0<br>SF: 1<br>SAC: 2<br>DP: 0<br>HBP: 1 | | | | WP: 2<br>PB: 0<br>SB: 0<br>CS: 0<br>PA: 43 | |

## BOTTOM

| | |
|---|---|
| AB | 31 |
| R | 4 |
| H | 10 |
| RBI | 3 |
| BB | 8 |
| SO | 4 |
| LOB | 24 |

| PITCHER | IP | WLS | BF | H | R | ER | SO | BB | IBB | HBP | BLK | WP | HR | S | P | ERA | WHIP |
|---|---|---|---|---|---|---|---|---|---|---|---|---|---|---|---|---|---|
| 53 Chris Young, R (1, 1)<br>ERA: 3.42 | 5.0 | L | 27 | 7 | 3 | 3 | 3 | 4 | 1 | 0 | 0 | 1 | 0 | 62 | 102 | 5.40 | 2.200 |
| 97 Joe Beimel, L (6, 1)<br>ERA: 1.93 | 1.0 | | 6 | 1 | 0 | 0 | 0 | 1 | 1 | 0 | 0 | 0 | 0 | 6 | 15 | 0.00 | 2.000 |
| 54 Tom Wilhelmsen, R (7, 1)<br>ERA: 2.93 | 2.0 | | 10 | 2 | 1 | 1 | 1 | 1 | 0 | 1 | 0 | 1 | 0 | 20 | 36 | 4.50 | 1.500 |

| PITCHER | IP | WLS | BF | H | R | ER | SO | BB | IBB | HBP | BLK | WP | HR | S | P | ERA | WHIP |
|---|---|---|---|---|---|---|---|---|---|---|---|---|---|---|---|---|---|

| Batter | 1 | 2 | 3 | 4 | 5 | 6 | 7 | 8 | 9 | AB | R | H | RBI | BB | SO | LOB |
|---|---|---|---|---|---|---|---|---|---|---|---|---|---|---|---|---|
| 9 Endy Chavez, L (1, 7)<br>OBP: 0.231, SLG: 0.360 | B FF 90<br>C SI 90<br>F FF 91<br>X CH 85<br>1-2<br>2B | | C KC 80<br>X KC 81<br>0-1<br>99<br>1B<br>1B | B KC 80<br>C FF 92<br>X FF 91<br>1-1 ②<br>SF8<br>3-H | C FF 88<br>F FF 89<br>D FF 89<br>X SL 82<br>1-2 ③<br>G6-3 | | | B SL 84<br>C CH 83<br>F FF 92<br>F FF 93<br>F SL 81<br>B FF 94<br>F FF 94<br>B FF 93<br>S CH 83<br>3-3 ③<br>K | | 4 | 0 | 2 | 1 | 0 | 1 | 1 |
| 99 James Jones, L (1, 8)<br>OBP: 0.313, SLG: 0.352 | C FF 92<br>B FF 91<br>F FF 91<br>B CH 86<br>F CH 87<br>T CH 86<br>2-2 ①<br>K | | X CH 87<br>0-0<br>3<br>FC5-4<br>1-2<br>1B | C KC 80<br>X CH 85<br>0-1 ③<br>G1 | | B FF 87<br>F FF 88<br>B FF 88<br>X FF 89<br>2-1 ①<br>G4-3 | | | B FF 90<br>B FF 90<br>F FF 90<br>F FF 90<br>X CH 82<br>2-2 ①<br>F9 | 5 | 0 | 1 | 0 | 0 | 1 | 2 |
| 22 Robinson Canó, L (1, 4)<br>OBP: 0.379, SLG: 0.420 | C KC 81<br>S CH 86<br>B FF 92<br>H FF 92<br>2-2<br>HBP | | F CH 87<br>F CH 87<br>S KC 82<br>0-3 ①<br>K | | F FF 91<br>X FF 90<br>0-1<br>3<br>1B<br>15<br>BB<br>13<br>2B<br>1B | F FF 89<br>S SL 82<br>F SL 80<br>X FF 89<br>0-2 ②<br>G4-3 | | | C FF 92<br>C CH 83<br>X CH 84<br>0-2 ②<br>G3 | 4 | 1 | 1 | 0 | 0 | 1 | 2 |
| 15 Kyle Seager, L (1, 5)<br>OBP: 0.336, SLG: 0.467 | X FF 91<br>0-0 ②<br>F8 | | C SI 92<br>B CH 88<br>X CH 86<br>1-1 ②<br>F9 | | B FF 90<br>B FF 91<br>B FF 91<br>B FF 91<br>4-0<br>3<br>1B<br>13<br>2B<br>1-2<br>BB | F SL 80<br>B SL 81<br>B FF 89<br>X FF 90<br>2-1 ③<br>G3-1 | | | S CH 83<br>C FF 93<br>X CH 85<br>0-2 ③<br>F8 | 4 | 1 | 0 | 0 | 1 | 0 | 4 |
| 3 Mike Zunino, R (1, 2)<br>OBP: 0.284, SLG: 0.416 | X KC 81<br>0-0 ③<br>G4-3 | | C SI 92<br>F CH 87<br>B FF 93<br>F FF 92<br>D CH 88<br>X CH 88<br>2-2 ③<br>FC5-4<br>1-2f | | S KC 81<br>B KC 81<br>B FF 90<br>X CH 88<br>2-1<br>13<br>2B<br>1-2<br>2-3<br>1B | | F FF 89<br>F CH 81<br>F SL 84<br>X FF 89<br>0-2 ①<br>F8 | | | 4 | 1 | 1 | 0 | 0 | 0 | 4 |
| 13 Dustin Ackley, L (1, 10)<br>OBP: 0.294, SLG: 0.379 | | B FF 91<br>B SI 91<br>C FF 90<br>X CH 87<br>2-1 ①<br>G4-3 | | C FF 91<br>B FF 92<br>X CH 86<br>1-1<br>5<br>1B<br>8<br>1B<br>1B | S KC 82<br>C SI 92<br>X KC 82<br>0-2<br>16<br>G6-3<br>8<br>2B<br>1-H<br>2-H<br>3-H<br>2B | | X FF 88<br>0-0 ②<br>G3 | | | 4 | 2 | 2 | 3 | 0 | 0 | 0 |
| 16 Cole Gillespie, R (1, 9)<br>OBP: 0.386, SLG: 0.450 | | C KC 80<br>X FF 91<br>0-1<br>HR | 1 SAFE<br>X FF 91<br>0-0 ①<br>F9 | X FF 92<br>0-0 ①<br>G6-3<br>2-3 | | | C FF 92<br>F FF 92<br>F SL 81<br>X SL 82<br>0-2 ③<br>G5-3 | | | 4 | 1 | 1 | 1 | 0 | 0 | 2 |
| 5 Brad Miller, L (1, 6)<br>OBP: 0.243, SLG: 0.267 | | C KC 81<br>F CH 87<br>X CH 85<br>0-2 ②<br>G4-3 | 1 SAFE<br>B KC 81<br>C FF 92<br>1 SAFE<br>1 SAFE<br>X CH 86<br>1-1<br>8<br>1B<br>9<br>SF8<br>1-3<br>1B | D SL 82<br>S SL 82<br>S SL 80<br>S SL 81<br>1-3 ②<br>K | | | B FF 92<br>S FF 91<br>B FF 91<br>C FF 91<br>B SL 82<br>S FF 92<br>3-3 ①<br>K | | 4 | 1 | 1 | 0 | 0 | 2 | 1 |
| 8 Willie Bloomquist, R (1, 3)<br>OBP: 0.268, SLG: 0.338<br>17 Justin Smoak, S (9, 3)<br>OBP: 0.282, SLG: 0.361 | | C SI 91<br>B FF 91<br>X CH 86<br>1-1 ③<br>L9 | B FF 92<br>F FF 91<br>X FF 92<br>1-1<br>1-3<br>3-H<br>1B | C FF 89<br>X CU 68<br>0-1<br>3-H<br>2B | | | | T FF 93<br>C FF 93<br>B FF 93<br>B SL 81<br>F FF 92<br>X FF 92<br>2-2 ②<br>G4-3 | | 4 0 2 2 0 0 0<br>0 0 0 0 0 0 0 | | | | | | |
| Inning Stats | R: 0<br>E: 0<br>K: 1<br>S: 11<br>H: 1<br>LOB: 2<br>BB: 0<br>P: 16 | R: 1<br>E: 0<br>K: 0<br>S: 9<br>H: 1<br>LOB: 0<br>BB: 0<br>P: 12 | R: 0<br>E: 0<br>K: 1<br>S: 12<br>H: 2<br>LOB: 2<br>BB: 0<br>P: 15 | R: 2<br>E: 0<br>K: 0<br>S: 11<br>H: 3<br>LOB: 1<br>BB: 0<br>P: 15 | R: 4<br>E: 0<br>K: 1<br>S: 16<br>H: 4<br>LOB: 1<br>BB: 1<br>P: 24 | R: 0<br>E: 0<br>K: 0<br>S: 8<br>H: 0<br>LOB: 0<br>BB: 0<br>P: 12 | R: 0<br>E: 0<br>K: 0<br>S: 9<br>H: 0<br>LOB: 0<br>BB: 0<br>P: 9 | R: 0<br>E: 0<br>K: 2<br>S: 13<br>H: 0<br>LOB: 0<br>BB: 0<br>P: 21 | R: 0<br>E: 0<br>K: 0<br>S: 9<br>H: 0<br>LOB: 0<br>BB: 0<br>P: 11 | 1B: 7<br>2B: 3<br>3B: 0<br>HR: 1<br>SF: 1<br>SAC: 0<br>DP: 0<br>HBP: 1 | | | | | | |

# TOP

## Seattle Mariners @ Tampa Bay Rays

Tropicana Field, St. Petersburg, FL

Sat Jun 07 2014, 4:34 PM - 7:19 PM EDT

Att. 23,996 - Dome - 72 F

livebaseballscorecards.com

| | |
|---|---|
| AB | 37 |
| R | 7 |
| H | 11 |
| RBI | 7 |
| BB | 1 |
| SO | 5 |
| LOB | 16 |

| PITCHER | | IP | WLS | BF | H | R | ER | SO | BB | IBB | HBP | BLK | WP | HR | S | P | ERA | WHIP |
|---|---|---|---|---|---|---|---|---|---|---|---|---|---|---|---|---|---|---|
| 53 Alex Cobb, R<br>ERA: 4.39 | (1, 1) | 4.1 | L | 25 | 10 | 7 | 7 | 2 | 1 | 0 | 1 | 0 | 0 | 1 | 51 | 72 | 14.54 | 2.538 |
| 27 Cesár Ramos, L<br>ERA: 4.21 | (5, 1) | 2.1 | | 8 | 1 | 0 | 0 | 1 | 0 | 0 | 0 | 0 | 0 | 0 | 21 | 27 | 0.00 | 0.429 |
| 49 Kirby Yates, R<br>ERA: | (7, 1) | 1.1 | | 4 | 0 | 0 | 0 | 2 | 0 | 0 | 0 | 0 | 0 | 0 | 17 | 25 | 0.00 | 0.000 |
| 46 Juan Carlos Oviedo, R<br>ERA: 2.25 | (9, 1) | 1.0 | | 3 | 0 | 0 | 0 | 0 | 0 | 0 | 0 | 0 | 0 | 0 | 9 | 11 | 0.00 | 0.000 |

| PITCHER | | IP | WLS | BF | H | R | ER | SO | BB | IBB | HBP | BLK | WP | HR | S | P | ERA | WHIP |
|---|---|---|---|---|---|---|---|---|---|---|---|---|---|---|---|---|---|---|

| | |
|---|---|
| WP: 0 | PA: 40 |
| PB: 0 | |
| SB: 0 | |
| CS: 0 | |

# Seattle Mariners @ Tampa Bay Rays

Tropicana Field, St. Petersburg, FL

Sat Jun 07 2014, 4:34 PM - 7:19 PM EDT

Att. 23,996 - Dome - 72 F

## BOTTOM

| Batter | 1 | 2 | 3 | 4 | 5 | 6 | 7 | 8 | 9 | AB | R | H | RBI | BB | SO | LOB |
|---|---|---|---|---|---|---|---|---|---|---|---|---|---|---|---|---|
| 8 Desmond Jennings, R (1, 8)<br>OBP: 0.331, SLG: 0.383 | B FF 91<br>X FF 90<br>1-0<br>P3 ① | | B CH 83<br>C CH 83<br>C CU 77<br>B FF 92<br>S CU 78<br>2-3<br>K ① | | B FF 91<br>X SI 91<br>1-0<br>G6-3 ③ | | | B CH 84<br>X FF 91<br>1-0<br>1<br>G4-3<br>3<br>HR<br>2B | | 4 | 1 | 1 | 0 | 0 | 1 | 0 |
| 1 Sean Rodríguez, R (1, 7)<br>OBP: 0.262, SLG: 0.484 | X FF 90<br>0-0<br>F9 ② | | B CU 77<br>F FF 92<br>S CH 86<br>B CU 78<br>X SI 91<br>2-2<br>G6-3 ② | | | B SI 90<br>B CH 81<br>C FF 90<br>C FF 90<br>S CU 78<br>2-3<br>K ① | | C CU 78<br>B FF 90<br>F CH 86<br>B CH 87<br>X CU 78<br>2-2<br>G4-3 ②<br>2-3 | | 4 | 0 | 0 | 0 | 0 | 1 | 1 |
| 3 Evan Longoria, R (1, 5)<br>OBP: 0.335, SLG: 0.402 | C SI 91<br>S CH 86<br>S CH 84<br>0-3<br>K ③ | | B FF 91<br>X CH 85<br>1-0<br>G5-3 ③ | | | B SI 91<br>C FF 91<br>B CU 77<br>F CH 84<br>X FF 91<br>2-2<br>F9 ② | | B FF 91<br>B SI 91<br>X FF 91<br>2-0<br>3-H<br>HR | | 4 | 1 | 1 | 2 | 0 | 1 | 0 |
| 18 Ben Zobrist, S (1, 10)<br>OBP: 0.326, SLG: 0.370 | | X SI 90<br>0-0<br>F8 ① | | B CU 75<br>B SI 90<br>C CH 83<br>X FF 91<br>2-1<br>F9 ① | | X FF 91<br>0-0<br>P3 ③ | | B FC 89<br>C FC 88<br>X CU 74<br>1-1<br>P6 ③ | | 4 | 0 | 0 | 0 | 0 | 0 | 0 |
| 21 James Loney, L (1, 3)<br>OBP: 0.345, SLG: 0.386 | | X FF 91<br>0-0<br>HR | | B SI 90<br>B CU 78<br>F SI 91<br>C CU 78<br>S CU 79<br>2-3<br>K ② | | | C CU 75<br>X CH 89<br>0-1<br>P6 ① | | B SI 91<br>X SI 91<br>1-0<br>F8 ① | 4 | 1 | 1 | 1 | 0 | 1 | 0 |
| 11 Yunel Escobar, R (1, 6)<br>OBP: 0.332, SLG: 0.343 | | B CU 75<br>F FF 91<br>B CH 87<br>B FF 91<br>B FF 92<br>4-1<br>11<br>1B<br>43<br>SH1-2-3<br>BB | | X FF 92<br>0-0<br>11<br>WP<br>2B | | | C CH 84<br>B CU 79<br>B FF 89<br>T CH 86<br>B FF 92<br>B CU 79<br>4-2<br>11<br>F9<br>BB | | C SI 94<br>B SI 92<br>X CH 79<br>1-1<br>F8 ② | 2 | 1 | 1 | 0 | 2 | 0 | 0 |
| 11 Logan Forsythe, R (1, 4)<br>OBP: 0.250, SLG: 0.248<br>20 Matt Joyce, L (9, PH)<br>OBP: 0.360, SLG: 0.402 | | X SI 90<br>0-0<br>43<br>SH1-2-3<br>1-3<br>1B | | C CU 77<br>B CH 85<br>C CU 78<br>S CU 80<br>1-3<br>K ③<br>2-3 | | | C SI 90<br>B CH 85<br>X FF 91<br>1-1<br>F9 ②<br>1-2 | | C CH 79<br>S SI 95<br>T FF 95<br>0-2<br>K ③ | 3<br>1 | 0<br>0 | 1<br>0 | 0<br>0 | 0<br>0 | 1<br>1 | 2<br>0 |
| 43 Ali Solis, R (1, 2) | | X CH 84<br>0-0<br>SH1-2-3 ②<br>1-2<br>3-H | | | S SI 89<br>B SI 90<br>X CH 83<br>1-1<br>G5-3 ① | | F CH 84<br>S CU 77<br>F CU 80<br>B CH 85<br>B FF 91<br>X CH 87<br>2-2<br>F9 ③ | | | 2 | 0 | 0 | 1 | 0 | 0 | 1 |
| 39 Kevin Kiermaier, L (1, 9)<br>OBP: 0.421, SLG: 0.771 | | B CU 78<br>C FF 90<br>B CU 78<br>X FF 91<br>2-1<br>L3 ③ | | | B CU 78<br>C SI 89<br>B CU 78<br>C SI 89<br>X CU 78<br>2-2<br>G3 ② | | | C CU 76<br>S CU 76<br>B CU 79<br>B CU 76<br>F FF 92<br>X CU 78<br>2-2<br>F7 ① | | 3 | 0 | 0 | 0 | 0 | 0 | 1 |
| Inning Stats | R: 0<br>E: 0<br>K: 1<br>S: 5<br>H: 0<br>LOB: 0<br>BB: 0<br>P: 6 | R: 2<br>E: 0<br>K: 0<br>S: 7<br>H: 2<br>LOB: 1<br>BB: 1<br>P: 13 | R: 0<br>E: 0<br>K: 1<br>S: 7<br>H: 0<br>LOB: 0<br>BB: 0<br>P: 12 | R: 0<br>E: 0<br>K: 2<br>S: 9<br>H: 1<br>LOB: 1<br>BB: 0<br>P: 14 | R: 0<br>E: 0<br>K: 0<br>S: 6<br>H: 0<br>LOB: 0<br>BB: 0<br>P: 10 | R: 0<br>E: 0<br>K: 1<br>S: 7<br>H: 0<br>LOB: 0<br>BB: 0<br>P: 11 | R: 0<br>E: 0<br>K: 0<br>S: 10<br>H: 0<br>LOB: 1<br>BB: 1<br>P: 17 | R: 2<br>E: 0<br>K: 0<br>S: 11<br>H: 2<br>LOB: 0<br>BB: 0<br>P: 19 | R: 0<br>E: 0<br>K: 1<br>S: 6<br>H: 0<br>LOB: 0<br>BB: 0<br>P: 8 | 1B: 1<br>2B: 2<br>3B: 0<br>HR: 2 | SF: 0<br>SAC: 1<br>DP: 0<br>HBP: 0 | | | WP: 1<br>PB: 0<br>SB: 0<br>CS: 0 | PA: 34 | | |

livebaseballscorecards.com

| | AB | 31 |
|---|---|---|
| | R | 4 |
| | H | 5 |
| | RBI | 4 |
| | BB | 2 |
| | SO | 6 |
| | LOB | 5 |

| PITCHER | IP | WLS | BF | H | R | ER | SO | BB | IBB | HBP | BLK | WP | HR | S | P | ERA | WHIP |
|---|---|---|---|---|---|---|---|---|---|---|---|---|---|---|---|---|---|
| 29 Roenis Elías, L (1, 1)<br>ERA: 3.64 | 7.2 | W | 30 | 5 | 4 | 4 | 5 | 2 | 0 | 0 | 0 | 1 | 2 | 60 | 99 | 4.70 | 0.913 |
| 40 Danny Farquhar, R (8, 1)<br>ERA: 2.67 | 0.1 | H | 1 | 0 | 0 | 0 | 0 | 0 | 0 | 0 | 0 | 0 | 0 | 2 | 3 | 0.00 | 0.000 |
| 56 Fernando Rodney, R (9, 1)<br>ERA: 2.28 | 1.0 | S | 3 | 0 | 0 | 0 | 1 | 0 | 0 | 0 | 0 | 0 | 0 | 6 | 8 | 0.00 | 0.000 |

| PITCHER | IP | WLS | BF | H | R | ER | SO | BB | IBB | HBP | BLK | WP | HR | S | P | ERA | WHIP |
|---|---|---|---|---|---|---|---|---|---|---|---|---|---|---|---|---|---|

| Batter | 1 | 2 | 3 | 4 | 5 | 6 | 7 | 8 | 9 | AB | R | H | RBI | BB | SO | LOB |
|---|---|---|---|---|---|---|---|---|---|---|---|---|---|---|---|---|
| 9 Endy Chavez, L (1, 7)<br>OBP: 0.258, SLG: 0.367 | B FF 92<br>B SI 92<br>C FF 92<br>X FF 93<br>2-1 ① P5 | | C CH 85<br>B SL 87<br>S CH 86<br>X SI 95<br>1-2 ② G4-3 | | B SI 93<br>C SL 84<br>X SL 86<br>1-1 99 FC1-2 1-2 2-3 1B | | C SI 97<br>B FF 97<br>B SI 97<br>X SI 98<br>2-1 ③ G4-3 | | C SL 83<br>C FF 92<br>X FF 92<br>0-2 99 3B 1-2 3-H 1B | 5 | 1 | 2 | 1 | 0 | 0 | 1 |
| 99 James Jones, L (1, 8)<br>OBP: 0.317, SLG: 0.372 | B FF 93<br>C FF 93<br>X CH 85<br>1-1 ② G4-3 | | B FF 95<br>B CH 87<br>X FF 94<br>2-0 1B | | S FF 94<br>C SI 95<br>B SI 96<br>B SI 96<br>X FF 94<br>2-2 ② FC1-2 1-2 2-3 3-Hf | | | C CU 77<br>B FF 91<br>X CU 78<br>1-1 ① G6-3 | C FC 91<br>F SL 83<br>X CU 80<br>0-2 15 E 1-H 2-H 3B | 5 | 1 | 2 | 2 | 0 | 0 | 3 |
| 22 Robinson Canó, L (1, 4)<br>OBP: 0.379, SLG: 0.417 | C FF 95<br>X FF 95<br>0-1 ③ G4-3 | | X FF 96<br>0-0 ③ L6 | | B SI 96<br>B SL 87<br>B SI 97<br>C SI 95<br>X FF 96<br>3-1 ③ L7 | | | X CU 79<br>0-0 3 S 1B | B FC 90<br>B FF 92<br>B FC 91<br>C FC 90<br>B FF 91<br>4-1 15 E BB | 4 | 1 | 1 | 0 | 1 | 0 | 4 |
| 15 Kyle Seager, L (1, 5)<br>OBP: 0.333, SLG: 0.465 | | B FF 93<br>C SI 93<br>C SI 94<br>B FF 96<br>B SL 85<br>X SI 94<br>3-2 ① F9 | | F FF 96<br>F SI 95<br>X SL 87<br>0-2 ① L8 | | C SL 84<br>B CH 87<br>S CH 86<br>F SL 87<br>X FF 96<br>1-2 ① L9 | | 1 SAFE<br>B CU 77<br>B FS 81<br>B CU 76<br>C FF 90<br>F FF 91<br>F FF 91<br>F FS 81<br>F FF 91<br>3-2 1 SAFE X FF 90 ② F7 | B CU 81<br>C CU 80<br>F FC 90<br>X FF 92<br>1-2 1-H 3-H 2B | 5 | 0 | 1 | 2 | 0 | 0 | 1 |
| 3 Mike Zunino, R (1, 2)<br>OBP: 0.282, SLG: 0.406 | | B SL 84<br>H FF 95<br>2-0 16 1B HBP | | B SL 84<br>C SL 83<br>F SL 86<br>F FF 97<br>C FF 97<br>1-3 ② K | | X SL 83<br>0-0 ② G5-3 | | B FS 82<br>B FS 82<br>F CU 78<br>S FS 80<br>B FF 92<br>F FS 81<br>F FS 81<br>S FF 91<br>3-3 ③ K 1-2 | X SL 84<br>0-0 ③ G6-3 | 4 | 0 | 0 | 0 | 0 | 2 | 2 |
| 13 Dustin Ackley, L (1, 10)<br>OBP: 0.289, SLG: 0.371 | | L SI 91<br>F SI 94<br>C FF 95<br>0-3 ② K | | B SL 85<br>X FF 96<br>1-0 ③ F7 | | B FF 94<br>B CH 85<br>X FF 95<br>2-0 ③ F7 | | | C FC 90<br>B FF 90<br>C FF 92<br>S FF 92<br>1-3 ① K | 4 | 0 | 0 | 0 | 0 | 2 | 1 |
| 16 Cole Gillespie, R (1, 9)<br>OBP: 0.396, SLG: 0.455 | | C SI 94<br>X FF 96<br>0-1 5 FC4-6 1-2 1B | | | C SL 84<br>S FF 95<br>X FF 96<br>0-2 ① F8 | | B FF 95<br>S FF 94<br>B FF 95<br>S FF 94<br>X FF 95<br>2-2 5 SH1-4 1B | | C CU 82<br>C CU 81<br>S FF 92<br>0-3 ② K | 4 | 0 | 2 | 0 | 0 | 1 | 0 |
| 5 Brad Miller, L (1, 6)<br>OBP: 0.250, SLG: 0.282 | | B SI 96<br>C SI 94<br>X SI 96<br>1-1 ③ FC4-6 1-2f | | | B SL 86<br>C CH 86<br>C SL 86<br>B SI 96<br>B SI 94<br>B SI 95<br>4-2 9 1B 8 1B 99 FC1-2 BB | | B FF 94<br>X FF 91<br>1-0 ① SH1-4 1-2 | | F FF 91<br>C FF 92<br>F FF 92<br>X CU 80<br>0-2 9 1B 3B | 2 | 1 | 1 | 0 | 1 | 0 | 2 |
| 8 Willie Bloomquist, R (1, 3)<br>OBP: 0.280, SLG: 0.338<br>17 Justin Smoak, S (9, 3)<br>OBP: 0.282, SLG: 0.361 | | | C FF 95<br>S SL 85<br>B SL 88<br>F SL 84<br>F FF 96<br>F FF 96<br>X FF 97<br>1-2 ① G5-3 | | B FF 94<br>X SI 93<br>1-0 99 FC1-2 9 1B 1-2 1B | | B SI 96<br>B SI 95<br>S SI 95<br>B SI 96<br>S FF 96<br>S SI 96<br>3-3 ② K | | B CU 82<br>B SL 83<br>B CU 82<br>C FF 92<br>B FF 92<br>4-1 9 1B 99 3B BB | 3<br>0 | 1<br>0 | 1<br>0 | 0<br>0 | 1<br>0 | 1<br>0 | 1<br>0 |
| Inning Stats | R: 0 H: 0<br>E: 0 LOB: 0<br>K: 0 BB: 0<br>S: 6 P: 9 | R: 0 H: 1<br>E: 0 LOB: 2<br>K: 1 BB: 0<br>S: 10 P: 16 | R: 0 H: 1<br>E: 0 LOB: 1<br>K: 0 BB: 0<br>S: 11 P: 15 | R: 0 H: 0<br>E: 0 LOB: 0<br>K: 1 BB: 0<br>S: 8 P: 10 | R: 0 H: 2<br>E: 0 LOB: 3<br>K: 0 BB: 1<br>S: 13 P: 24 | R: 0 H: 0<br>E: 0 LOB: 0<br>K: 0 BB: 0<br>S: 6 P: 9 | R: 0 H: 1<br>E: 0 LOB: 1<br>K: 1 BB: 0<br>S: 9 P: 17 | R: 0 H: 1<br>E: 0 LOB: 1<br>K: 1 BB: 0<br>S: 14 P: 21 | R: 5 H: 4<br>E: 1 LOB: 1<br>K: 2 BB: 2<br>S: 22 P: 32 | 1B: 7 SF: 0<br>2B: 1 SAC: 1<br>3B: 2 DP: 0<br>HR: 0 HBP: 1 | | | | | | |

| PITCHER | | IP | WLS | BF | H | R | ER | SO | BB | IBB | HBP | BLK | WP | HR | S | P | ERA | WHIP |
|---|---|---|---|---|---|---|---|---|---|---|---|---|---|---|---|---|---|---|
| 22 Chris Archer, R<br>ERA: 3.42 | (1, 1) | 6.1 | | 26 | 5 | 0 | 0 | 2 | 1 | 0 | 1 | 0 | 0 | 0 | 58 | 90 | 0.00 | 0.947 |
| 57 Jake McGee, L<br>ERA: 1.59 | (7, 1) | 0.2 | | 2 | 0 | 0 | 0 | 1 | 0 | 0 | 0 | 0 | 0 | 0 | 5 | 10 | 0.00 | 0.000 |
| 62 Joel Peralta, R<br>ERA: 4.18 | (8, 1) | 1.0 | | 4 | 1 | 0 | 0 | 1 | 0 | 0 | 0 | 0 | 0 | 0 | 14 | 21 | 0.00 | 1.000 |
| 50 Grant Balfour, R<br>ERA: 6.46 | (9, 1) | 1.0 | L | 9 | 4 | 5 | 5 | 2 | 2 | 0 | 0 | 0 | 0 | 0 | 22 | 32 | 45.00 | 6.000 |

| PITCHER | IP | WLS | BF | H | R | ER | SO | BB | IBB | HBP | BLK | WP | HR | S | P | ERA | WHIP |
|---|---|---|---|---|---|---|---|---|---|---|---|---|---|---|---|---|---|

# TOP

# Seattle Mariners @ Tampa Bay Rays

Tropicana Field, St. Petersburg, FL

Sun Jun 08 2014, 1:42 PM - 4:50 PM EDT

Att. 18,158 - Dome - 72 F

livebaseballscorecards.com

| | |
|---|---|
| AB | 36 |
| R | 5 |
| H | 10 |
| RBI | 5 |
| BB | 3 |
| SO | 6 |
| LOB | 15 |

| | | | | | | | | | | | | | | | | | | |
|---|---|---|---|---|---|---|---|---|---|---|---|---|---|---|---|---|---|---|
| | | | | | | | | | | | | | | | | | | |
| | | | | | | | | | | | | | | | | | | |
| | | | | | | | | | | | | | | | | | | |

# BOTTOM

## Seattle Mariners @ Tampa Bay Rays

Tropicana Field, St. Petersburg, FL

Sun Jun 08 2014, 1:42 PM - 4:50 PM EDT

Att. 18,158 - Dome - 72 F

livebaseballscorecards.com

| Batter | 1 | 2 | 3 | 4 | 5 | 6 | 7 | 8 | 9 | AB | R | H | RBI | BB | SO | LOB |
|---|---|---|---|---|---|---|---|---|---|---|---|---|---|---|---|---|
| 8 Desmond Jennings, R (1, 8)<br>OBP: 0.333, SLG: 0.382 | L SI 90<br>B CU 82<br>B SL 83<br>F CH 90<br>S CU 80<br>2-3<br>K2-3 ① | | B SL 82<br>C CH 90<br>B CU 78<br>X FF 91<br>2-1<br>3<br>S<br>1B | | C SI 92<br>F CH 88<br>S CH 88<br>0-3<br>K ③ | | | F FF 95<br>C CU 84<br>B CU 85<br>B CU 84<br>B FF 95<br>B CU 84<br>4-2<br>39<br>L4-3<br>BB | | 3 | 0 | 1 | 0 | 1 | 2 | 0 |
| 39 Kevin Kiermaier, L (1, 9)<br>OBP: 0.405, SLG: 0.718 | C SI 91<br>B CU 78<br>F CH 88<br>X FF 92<br>1-2<br>3<br>WP<br>1B | | C CU 79<br>1 SAFE<br>F CH 88<br>S CH 89<br>0-3<br>K ② | | | X CU 78<br>0-0<br>B5-3 ① | | B FF 94<br>X FF 95<br>1-0<br>L4-3 ②③<br>1-1 | | 4 | 0 | 1 | 0 | 0 | 1 | 2 |
| 3 Evan Longoria, R (1, 5)<br>OBP: 0.330, SLG: 0.396 | S SI 91<br>B CH 88<br>X CH 88<br>1-1<br>G5-3 ②<br>1-2 | | B SL 84<br>C FF 92<br>C CU 80<br>S CH 90<br>1-3<br>K ③<br>1-2 | | | B CH 88<br>B SL 83<br>C CU 82<br>S SI 90<br>B CU 81<br>F CH 90<br>S CH 89<br>3-3<br>K ② | | | B FF 94<br>F FF 93<br>X FC 89<br>1-1<br>G4-3 ① | 4 | 0 | 0 | 0 | 0 | 2 | 2 |
| 21 James Loney, L (1, 3)<br>OBP: 0.340, SLG: 0.379 | C CU 78<br>B CH 88<br>B CH 88<br>S CH 88<br>C FF 93<br>2-3<br>K ③ | | | C CH 90<br>B CU 78<br>F CU 78<br>S CH 88<br>1-3<br>K ① | | B CU 80<br>X SI 92<br>1-0<br>G4-3 ③ | | | B CU 76<br>F FF 91<br>C FF 92<br>S SL 81<br>1-3<br>K ② | 4 | 0 | 0 | 0 | 0 | 3 | 1 |
| 18 Ben Zobrist, S (1, 4)<br>OBP: 0.324, SLG: 0.367 | | X CH 90<br>0-0<br>F7 ① | | C CU 78<br>C FF 92<br>B CH 89<br>S CH 89<br>1-3<br>K ② | | | B FF 90<br>B CH 86<br>C FF 91<br>B CU 79<br>X SI 91<br>3-1<br>20<br>WP<br>20<br>S<br>1B | | C FF 92<br>F FF 93<br>B FF 92<br>S SL 79<br>1-3<br>K ③ | 4 | 0 | 1 | 0 | 0 | 2 | 0 |
| 7 David DeJesus, L (1, 10)<br>OBP: 0.349, SLG: 0.445 | | B CH 90<br>C CU 79<br>B CU 79<br>B FF 90<br>B SI 91<br>4-1<br>BB | | X FF 92<br>0-0<br>2B | | | 1 SAFE<br>B CH 87<br>F FF 91<br>F CU 80<br>F FF 93<br>C FF 93<br>1-3<br>K ① | | | 2 | 0 | 1 | 0 | 1 | 1 | 1 |
| 20 Matt Joyce, L (1, 7)<br>OBP: 0.354, SLG: 0.395 | | X CH 88<br>0-0<br>L6 ② | | B CU 79<br>C CH 88<br>B CU 81<br>S CH 88<br>X FF 93<br>2-2<br>P5 ③ | | | 1 SAFE<br>D CH 88<br>S CU 81<br>F CU 80<br>B CH 89<br>S CH 89<br>2-3<br>K ②<br>1-3 | | | 3 | 0 | 0 | 0 | 0 | 1 | 3 |
| 11 Yunel Escobar, R (1, 6)<br>OBP: 0.328, SLG: 0.338 | | F CH 91<br>B FF 92<br>B CH 88<br>S SL 82<br>C FF 92<br>2-3<br>K ③ | | | C SI 90<br>C CH 87<br>B CH 86<br>B CH 89<br>S CH 88<br>2-3<br>K ① | | S CH 89<br>D CH 89<br>S SL 84<br>D CH 90<br>S CH 90<br>2-3<br>K ③ | | | 3 | 0 | 0 | 0 | 0 | 3 | 2 |
| 28 José Molina, R (1, 2)<br>OBP: 0.186, SLG: 0.133<br>11 Logan Forsythe, R (8, PH)<br>OBP: 0.248, SLG: 0.245<br>43 Ali Solis, R (9, 2) | | | C CH 90<br>B SI 91<br>F CH 86<br>S CH 88<br>1-3<br>K ① | | C SL 82<br>F FF 91<br>F FF 93<br>S CU 79<br>0-3<br>K ② | | | X FF 95<br>0-0<br>G5-3 ① | | 2<br>1<br>0 | 0<br>0<br>0 | 0<br>0<br>0 | 0<br>0<br>0 | 0<br>0<br>0 | 2<br>0<br>0 | 0<br>0<br>0 |
| Inning Stats | R: 0<br>E: 0<br>K: 2<br>S: 11<br>H: 1<br>LOB: 1<br>BB: 0<br>P: 17 | R: 0<br>E: 0<br>K: 1<br>S: 6<br>H: 0<br>LOB: 1<br>BB: 1<br>P: 12 | R: 0<br>E: 0<br>K: 3<br>S: 11<br>H: 1<br>LOB: 1<br>BB: 0<br>P: 15 | R: 0<br>E: 0<br>K: 2<br>S: 10<br>H: 1<br>LOB: 1<br>BB: 0<br>P: 14 | R: 0<br>E: 0<br>K: 3<br>S: 10<br>H: 0<br>LOB: 0<br>BB: 0<br>P: 12 | R: 0<br>E: 0<br>K: 1<br>S: 6<br>H: 0<br>LOB: 0<br>BB: 0<br>P: 10 | R: 0<br>E: 0<br>K: 3<br>S: 12<br>H: 1<br>LOB: 1<br>BB: 0<br>P: 20 | R: 0<br>E: 0<br>K: 0<br>S: 4<br>H: 0<br>LOB: 0<br>BB: 1<br>P: 9 | R: 0<br>E: 0<br>K: 2<br>S: 8<br>H: 0<br>LOB: 0<br>BB: 0<br>P: 11 | 1B: 3<br>2B: 2<br>3B: 0<br>HR: 0<br>SF: 0<br>SAC: 0<br>DP: 1<br>HBP: 0 | | | | | | |

| | AB | 30 |
|---|---|---|
| | R | 0 |
| | H | 4 |
| | RBI | 0 |
| | BB | 2 |
| | SO | 17 |
| | LOB | 11 |

WP: 2 PA: 32
PB: 0
SB: 2
CS: 0

| PITCHER | | IP | WLS | BF | H | R | ER | SO | BB | IBB | HBP | BLK | WP | HR | S | P | ERA | WHIP |
|---|---|---|---|---|---|---|---|---|---|---|---|---|---|---|---|---|---|---|
| 34 Félix Hernández, R<br>ERA: 2.39 | (1, 1) | 7.0 | | 26 | 4 | 0 | 0 | 15 | 1 | 0 | 0 | 0 | 2 | 0 | 66 | 100 | 0.00 | 0.714 |
| 31 Yoervis Medina, R<br>ERA: 3.0 | (8, 1) | 1.0 | W | 3 | 0 | 0 | 0 | 0 | 1 | 0 | 0 | 0 | 0 | 0 | 4 | 9 | 0.00 | 1.000 |
| 52 Dominic Leone, R<br>ERA: 1.38 | (9, 1) | 0.1 | | 1 | 0 | 0 | 0 | 0 | 0 | 0 | 0 | 0 | 0 | 0 | 2 | 3 | 0.00 | 0.000 |
| 41 Charlie Furbush, L<br>ERA: 4.67 | (9, 1) | 0.2 | | 2 | 0 | 0 | 0 | 2 | 0 | 0 | 0 | 0 | 0 | 0 | 6 | 8 | 0.00 | 0.000 |

| PITCHER | | IP | WLS | BF | H | R | ER | SO | BB | IBB | HBP | BLK | WP | HR | S | P | ERA | WHIP |
|---|---|---|---|---|---|---|---|---|---|---|---|---|---|---|---|---|---|---|

# Seattle Mariners @ Tampa Bay Rays

Tropicana Field, St. Petersburg, FL

Mon Jun 09 2014, 1:11 PM - 4:22 PM EDT

Att. 10,400 - Dome - 72 F

TOP

livebaseballscorecards.com

| Batter | 1 | 2 | 3 | 4 | 5 | 6 | 7 | 8 | 9 | AB | R | H | RBI | BB | SO | LOB |
|---|---|---|---|---|---|---|---|---|---|---|---|---|---|---|---|---|
| 8 Willie Bloomquist, R (1, 3)<br>OBP: 0.291, SLG: 0.347<br>17 Justin Smoak, S (9, 3)<br>OBP: 0.282, SLG: 0.361 | C SI 91<br>X KC 76<br>0-1<br>P3 ① | | X CH 84<br>0-0<br>99 1B<br>22 2B<br>1-2<br>1B | | X KC 76<br>0-0<br>22 BB<br>1B | | C SI 92<br>C FC 86<br>S SI 92<br>0-3<br>K ③ | | | 4<br>0 | 1<br>0 | 2<br>0 | 0<br>0 | 0<br>0 | 1<br>0 | 0<br>0 |
| 99 James Jones, L (1, 8)<br>OBP: 0.331, SLG: 0.385 | C SI 92<br>F SI 91<br>X SI 93<br>0-2<br>22 G4-3<br>22 S<br>1B | | X SI 92<br>0-0<br>22 2B<br>7 G4-3<br>1-2<br>2-3<br>1B | | 1 SAFE<br>C SI 91<br>B SI 92<br>1 SAFE<br>X SI 93<br>1-1<br>B3 ② | | | C KC 83<br>F KC 76<br>F SI 92<br>B SI 92<br>B SI 91<br>F FC 85<br>X SI 92<br>2-2<br>22 FC3-6<br>1B | | 4 | 1 | 3 | 0 | 0 | 0 | 1 |
| 22 Robinson Canó, L (1, 4)<br>OBP: 0.381, SLG: 0.421 | B SI 93<br>S SI 93<br>X SI 92<br>1-1<br>G4-3 ②<br>1-3 | | C SI 92<br>F SI 94<br>X SI 94<br>0-2<br>7 G4-3<br>1-3<br>2-H<br>3-H<br>2B | | B FC 86<br>C SI 93<br>B SI 93<br>B SI 94<br>B SI 94<br>4-1<br>1-2<br>BB | | | 1 SAFE<br>1 SAFE<br>1 SAFE<br>1 SAFE<br>B SI 90<br>C SI 92<br>B SI 92<br>F FC 85<br>F SI 92<br>2-2<br>X CH 84<br>FC3-6 ①<br>1-2f | | 3 | 0 | 1 | 2 | 1 | 0 | 2 |
| 7 Stefen Romero, R (1, 7)<br>OBP: 0.258, SLG: 0.355<br>9 Endy Chavez, L (8, 7)<br>OBP: 0.258, SLG: 0.367 | B CH 85<br>S CH 85<br>T SI 93<br>C FC 87<br>1-3<br>K ③ | | S CH 84<br>B SI 93<br>F KC 78<br>B SI 94<br>B SI 93<br>X FC 88<br>3-2<br>G4-3 ②<br>2-3<br>3-H | | C FC 86<br>S SI 93<br>S SI 94<br>0-3<br>K ③ | | | C FC 86<br>B FC 85<br>S FC 84<br>C SI 92<br>1-3<br>K ② | | 4<br>0 | 0<br>0 | 0<br>0 | 1<br>0 | 0<br>0 | 3<br>0 | 5<br>0 |
| 3 Mike Zunino, R (1, 2)<br>OBP: 0.276, SLG: 0.397 | | B CH 83<br>S SI 91<br>F KC 76<br>B FC 87<br>C SI 92<br>2-3<br>K ① | C SI 93<br>B SI 93<br>F FC 88<br>S SI 94<br>1-3<br>K ③ | | | F SI 90<br>C SI 91<br>B FC 86<br>S CH 85<br>1-3<br>K ① | | C CH 84<br>F FC 87<br>B SI 92<br>B SI 92<br>F FC 87<br>S SI 93<br>2-3<br>K ③ | | 4 | 0 | 0 | 0 | 0 | 4 | 2 |
| 15 Kyle Seager, L (1, 5)<br>OBP: 0.328, SLG: 0.457 | | B KC 78<br>C SI 92<br>F SI 93<br>X FC 86<br>1-2<br>G4-3 ② | | S KC 76<br>F FC 85<br>B SI 92<br>F KC 78<br>X SI 92<br>1-2<br>L4 ① | | X FC 84<br>0-0<br>F8 ② | | | S SL 82<br>S FF 90<br>B SL 79<br>B SL 81<br>F FF 89<br>F FF 90<br>C CH 82<br>2-3<br>K ① | 4 | 0 | 0 | 0 | 0 | 1 | 0 |
| 16 Cole Gillespie, R (1, 9)<br>OBP: 0.365, SLG: 0.417 | | B KC 77<br>S CH 85<br>X SI 93<br>1-1<br>F9 ③ | | B CH 84<br>B CH 85<br>S SI 93<br>F SI 93<br>B SI 93<br>X FC 87<br>3-2<br>G6-3 ② | | C FC 85<br>X KC 77<br>0-1<br>F8 ③ | | | S CH 79<br>B FF 93<br>F FF 93<br>X FF 94<br>1-2<br>F8 ② | 4 | 0 | 0 | 0 | 0 | 0 | 0 |
| 4 John Buck, R (1, 10)<br>OBP: 0.310, SLG: 0.340 | | | X SI 91<br>0-0<br>99 1B<br>8 1B<br>22 2B<br>1B | B SI 93<br>B CH 85<br>C CH 85<br>F SI 93<br>F FC 88<br>B KC 79<br>X CH 85<br>3-2<br>G6-3 ③ | | | C KC 75<br>B FC 84<br>B SI 91<br>B FC 84<br>F SI 91<br>S FC 86<br>3-3<br>K ① | | C CH 80<br>X SL 84<br>0-1<br>L9 ③ | 4 | 1 | 1 | 0 | 0 | 1 | 0 |
| 5 Brad Miller, L (1, 6)<br>OBP: 0.246, SLG: 0.277 | | | B SI 92<br>X SI 92<br>1-0<br>F7 ① | | S SI 89<br>C SI 91<br>C SI 92<br>0-3<br>K ① | | S KC 77<br>B SI 92<br>B SI 91<br>X SI 92<br>2-1<br>F7 ② | | | 3 | 0 | 0 | 0 | 0 | 1 | 1 |

| Inning Stats | 1 | 2 | 3 | 4 | 5 | 6 | 7 | 8 | 9 |
|---|---|---|---|---|---|---|---|---|---|
| | R: 0<br>E: 0<br>K: 1<br>S: 10<br>H: 1<br>LOB: 1<br>BB: 0<br>P: 12 | R: 0<br>E: 0<br>K: 1<br>S: 8<br>H: 0<br>LOB: 0<br>BB: 0<br>P: 12 | R: 3<br>E: 0<br>K: 1<br>S: 13<br>H: 4<br>LOB: 1<br>BB: 0<br>P: 18 | R: 0<br>E: 0<br>K: 0<br>S: 11<br>H: 0<br>LOB: 0<br>BB: 0<br>P: 18 | R: 0<br>E: 0<br>K: 2<br>S: 10<br>H: 1<br>LOB: 2<br>BB: 1<br>P: 15 | R: 0<br>E: 0<br>K: 1<br>S: 6<br>H: 0<br>LOB: 0<br>BB: 0<br>P: 7 | R: 0<br>E: 0<br>K: 2<br>S: 8<br>H: 0<br>LOB: 0<br>BB: 0<br>P: 13 | R: 0<br>E: 0<br>K: 2<br>S: 16<br>H: 1<br>LOB: 1<br>BB: 0<br>P: 23 | R: 0<br>E: 0<br>K: 1<br>S: 10<br>H: 0<br>LOB: 0<br>BB: 0<br>P: 13 |

| | AB | 34 |
|---|---|---|
| | R | 3 |
| | H | 7 |
| | RBI | 3 |
| | BB | 1 |
| | SO | 11 |
| | LOB | 11 |

1B: 6 SF: 0
2B: 1 SAC: 0
3B: 0 DP: 0
HR: 0 HBP: 0

WP: 0 PA: 35
PB: 0
SB: 1
CS: 0

| PITCHER | | IP | WLS | BF | H | R | ER | SO | BB | IBB | HBP | BLK | WP | HR | S | P | ERA | WHIP |
|---|---|---|---|---|---|---|---|---|---|---|---|---|---|---|---|---|---|---|
| 14 David Price, L<br>ERA: 3.97 | (1, 1) | 8.0 | L | 32 | 7 | 3 | 3 | 10 | 1 | 0 | 0 | 0 | 0 | 0 | 82 | 118 | 3.38 | 1.000 |
| 27 Cesár Ramos, L<br>ERA: 4.18 | (9, 1) | 0.1 | | 1 | 0 | 0 | 0 | 1 | 0 | 0 | 0 | 0 | 0 | 0 | 5 | 7 | 0.00 | 0.000 |
| 26 Brad Boxberger, R<br>ERA: 2.61 | (9, 1) | 0.2 | | 2 | 0 | 0 | 0 | 0 | 0 | 0 | 0 | 0 | 0 | 0 | 5 | 6 | 0.00 | 0.000 |

| PITCHER | IP | WLS | BF | H | R | ER | SO | BB | IBB | HBP | BLK | WP | HR | S | P | ERA | WHIP |
|---|---|---|---|---|---|---|---|---|---|---|---|---|---|---|---|---|---|

# BOTTOM

## Seattle Mariners @ Tampa Bay Rays

Tropicana Field, St. Petersburg, FL

Mon Jun 09 2014, 1:11 PM - 4:22 PM EDT

Att. 10,400 - Dome - 72 F

| Batter | 1 | 2 | 3 | 4 | 5 | 6 | 7 | 8 | 9 | AB | R | H | RBI | BB | SO | LOB |
|---|---|---|---|---|---|---|---|---|---|---|---|---|---|---|---|---|
| 8 Desmond Jennings, R (1, 8)<br>OBP: 0.331, SLG: 0.376 | B FF 92<br>B FF 91<br>C SL 90<br>B FF 91<br>B FF 91<br>4-1<br>21<br>BB<br>BB | | C CU 79<br>S CH 79<br>T FF 94<br>0-2 ①<br>K | B CU 80<br>B CH 80<br>B FF 92<br>C FF 92<br>F FF 92<br>X CU 81<br>3-2 ③<br>G4-3 | | | S FC 89<br>C FF 94<br>S CU 75<br>0-3 ①<br>K | | B SI 93<br>B SI 93<br>C SI 93<br>X SI 95<br>2-1 ③<br>G4-3 | 4 | 0 | 0 | 0 | 1 | 2 | 2 |
| 39 Kevin Kiermaier, L (1, 9)<br>OBP: 0.413, SLG: 0.714 | X FF 91<br>0-0 ①<br>F7 | | C CH 80<br>B SL 87<br>B FF 93<br>B CH 77<br>B FF 91<br>4-1<br>21<br>WP<br>BB | | B CH 75<br>B FF 91<br>B FF 89<br>C FF 90<br>F FF 89<br>X FF 91<br>3-2 ①<br>P6 | | B FF 94<br>X FC 90<br>1-0<br>3<br>WP<br>2B | | | 3 | 0 | 1 | 0 | 1 | 0 | 1 |
| 3 Evan Longoria, R (1, 5)<br>OBP: 0.329, SLG: 0.391 | C CU 78<br>1 SAFE<br>C FF 93<br>X CU 81<br>0-2 ②<br>L9 | | S SI 92<br>1 SAFE<br>1 SAFE<br>B CH 81<br>F FF 92<br>1 SAFE<br>S CU 82<br>1-3 ②<br>K | | S CU 77<br>B CU 80<br>S CH 79<br>X FF 93<br>1-2 ②<br>G6-3 | | S FC 90<br>B FC 91<br>F FC 94<br>B FF 95<br>B CU 77<br>B CU 76<br>4-2<br>21<br>G4-3<br>2-3<br>BB | | | 3 | 0 | 0 | 0 | 1 | 1 | 2 |
| 21 James Loney, L (1, 3)<br>OBP: 0.346, SLG: 0.385 | 1 SAFE<br>B FF 93<br>B FF 92<br>F FF 93<br>B CH 79<br>B SI 91<br>4-1<br>1-2<br>BB | | B CH 80<br>B CU 78<br>C CH 78<br>B FF 92<br>C CH 79<br>D CH 80<br>4-2<br>1-2<br>BB | | X CH 79<br>0-0<br>19<br>S<br>2B | | B FC 90<br>F SI 93<br>X FF 94<br>1-1 ②③<br>G4-3<br>1-2f | | | 2 | 0 | 1 | 0 | 2 | 0 | 2 |
| 18 Ben Zobrist, S (1, 4)<br>OBP: 0.323, SLG: 0.362 | C CH 76<br>X FF 93<br>0-1 ③<br>F8 | | C CH 79<br>D CU 79<br>B CH 79<br>B FF 92<br>X FF 91<br>3-1 ③<br>G3 | | B CU 78<br>B FF 92<br>B CH 79<br>C FF 90<br>B FF 91<br>4-1<br>BB | | | C CU 75<br>F CH 83<br>B CH 85<br>X FF 94<br>1-2 ①<br>G4-3 | | 3 | 0 | 0 | 0 | 1 | 0 | 4 |
| 7 David DeJesus, L (1, 10)<br>OBP: 0.351, SLG: 0.446<br>19 Jerry Sands, R (5, PH)<br>OBP: 0.125, SLG: 0.125<br>(6, 10) | | C FF 92<br>B CH 79<br>C CH 79<br>X FF 94<br>1-2 ①<br>L4 | | X FF 91<br>0-0<br>20<br>1B<br>1B | F SI 84<br>B SI 84<br>F SI 84<br>B CH 78<br>1 SAFE<br>S CH 77<br>2-3 ③<br>K<br>2-3 | | | F FC 90<br>B FC 93<br>C FC 90<br>C CU 77<br>1-3 ②<br>K | | 2<br>2 | 0<br>0 | 1<br>0 | 0<br>0 | 0<br>2 | 0<br>2 | 0<br>2 |
| 20 Matt Joyce, L (1, 7)<br>OBP: 0.352, SLG: 0.392 | | C CH 80<br>S CU 81<br>B CH 81<br>F FF 94<br>S CH 80<br>1-3 ②<br>K | | B CH 76<br>B FF 91<br>1 SAFE<br>1 SAFE<br>F FF 90<br>S CH 77<br>X CH 79<br>2-2<br>1-2<br>1B | | C SL 77<br>C FF 89<br>B FF 91<br>F CU 68<br>X FF 87<br>1-2 ①<br>G6-3 | | C FF 93<br>S CH 86<br>B CH 85<br>B CU 76<br>X FC 91<br>2-2 ③<br>P6 | | 4 | 0 | 1 | 0 | 0 | 1 | 0 |
| 11 Yunel Escobar, R (1, 6)<br>OBP: 0.327, SLG: 0.336 | | X FF 94<br>0-0<br>1B | | B CU 78<br>B SI 92<br>C FF 92<br>F FF 93<br>S CH 82<br>2-3 ①<br>K | | C FF 94<br>B FF 94<br>S SL 84<br>B SL 83<br>X FF 94<br>2-2 ②<br>G6-3 | | | C SI 92<br>C SI 94<br>B FF 95<br>B SI 94<br>B CH 80<br>X SI 93<br>3-2 ①<br>G6-3 | 4 | 0 | 1 | 0 | 0 | 1 | 2 |
| 28 José Molina, R (1, 2)<br>OBP: 0.180, SLG: 0.129<br>11 Logan Forsythe, R (9, PH)<br>OBP: 0.246, SLG: 0.243 | | C CU 79<br>X CU 81<br>0-1 ③<br>F8 | | C CU 79<br>B FF 93<br>S SI 92<br>S FF 92<br>1-3 ②<br>K | | F FF 94<br>B SL 83<br>S FF 95<br>S FF 94<br>1-3 ③<br>K | | | C SI 94<br>X CH 78<br>0-1 ②<br>G5-3 | 3<br>1 | 0<br>0 | 0<br>0 | 0<br>0 | 0<br>0 | 2<br>0 | 3<br>0 |
| Inning Stats | R: 0<br>E: 0<br>K: 0<br>S: 8<br>H: 0<br>LOB: 2<br>BB: 2<br>P: 16 | R: 0<br>E: 0<br>K: 1<br>S: 10<br>H: 1<br>LOB: 1<br>BB: 0<br>P: 12 | R: 0<br>E: 0<br>K: 2<br>S: 11<br>H: 0<br>LOB: 2<br>BB: 2<br>P: 23 | R: 0<br>E: 0<br>K: 2<br>S: 13<br>H: 2<br>LOB: 2<br>BB: 0<br>P: 21 | R: 0<br>E: 0<br>K: 1<br>S: 11<br>H: 1<br>LOB: 2<br>BB: 1<br>P: 21 | R: 0<br>E: 0<br>K: 1<br>S: 10<br>H: 0<br>LOB: 0<br>BB: 0<br>P: 14 | R: 0<br>E: 0<br>K: 1<br>S: 8<br>H: 1<br>LOB: 1<br>BB: 1<br>P: 14 | R: 0<br>E: 0<br>K: 1<br>S: 9<br>H: 0<br>LOB: 0<br>BB: 0<br>P: 13 | R: 0<br>E: 0<br>K: 0<br>S: 7<br>H: 0<br>LOB: 0<br>BB: 0<br>P: 12 | 1B: 3<br>2B: 2<br>3B: 0<br>HR: 0<br>SF: 0<br>SAC: 0<br>DP: 1<br>HBP: 0 | | | | | | |

| PITCHER | IP | WLS | BF | H | R | ER | SO | BB | IBB | HBP | BLK | WP | HR | S | P | ERA | WHIP |
|---|---|---|---|---|---|---|---|---|---|---|---|---|---|---|---|---|---|
| 50 Erasmo Ramírez, R (1, 1)<br>ERA: 5.97 | 4.2 | | 23 | 4 | 0 | 0 | 5 | 5 | 0 | 0 | 0 | 1 | 0 | 50 | 88 | 0.00 | 1.929 |
| 97 Joe Beimel, L (5, 1)<br>ERA: 1.86 | 0.2 | W | 2 | 0 | 0 | 0 | 1 | 0 | 0 | 0 | 0 | 0 | 0 | 7 | 10 | 0.00 | 0.000 |
| 52 Dominic Leone, R (6, 1)<br>ERA: 1.35 | 0.2 | H | 2 | 0 | 0 | 0 | 1 | 0 | 0 | 0 | 0 | 0 | 0 | 6 | 9 | 0.00 | 0.000 |
| 40 Danny Farquhar, R (7, 1)<br>ERA: 2.48 | 2.0 | H | 7 | 1 | 0 | 0 | 2 | 1 | 0 | 0 | 0 | 1 | 0 | 17 | 27 | 0.00 | 1.000 |
| 56 Fernando Rodney, R (9, 1)<br>ERA: 2.19 | 1.0 | S | 3 | 0 | 0 | 0 | 0 | 0 | 0 | 0 | 0 | 0 | 0 | 7 | 12 | 0.00 | 0.000 |

| PITCHER | IP | WLS | BF | H | R | ER | SO | BB | IBB | HBP | BLK | WP | HR | S | P | ERA | WHIP |
|---|---|---|---|---|---|---|---|---|---|---|---|---|---|---|---|---|---|

livebaseballscorecards.com

| | |
|---|---|
| AB | 31 |
| R | 0 |
| H | 5 |
| RBI | 0 |
| BB | 6 |
| SO | 9 |
| LOB | 18 |

WP: 2 PA: 37
PB: 0
SB: 1
CS: 0

| Batter | 1 | 2 | 3 | 4 | 5 | 6 | 7 | 8 | 9 | AB | R | H | RBI | BB | SO | LOB |
|---|---|---|---|---|---|---|---|---|---|---|---|---|---|---|---|---|
| 13 Matt Carpenter, L (1, 5)<br>OBP: 0.385, SLG: 0.388 | C FF 91<br>C FF 91<br>C FC 88<br>0-3<br>K | | | C FF 91<br>X CU 69<br>0-1<br>G3 | | C FF 90<br>B FF 90<br>B FC 88<br>C FF 90<br>F FF 92<br>B SL 84<br>F FS 84<br>X FF 91<br>3-2<br>F9 | | C FS 79<br>B FF 90<br>F CU 77<br>F FF 90<br>X FS 80<br>1-2<br>F7 | | 4 | 0 | 0 | 0 | 0 | 1 | 1 |
| 16 Kolten Wong, L (1, 4)<br>OBP: 0.311, SLG: 0.324 | B FF 92<br>B FF 92<br>X FF 91<br>2-0<br>P5 | | | C CU 68<br>X FS 85<br>0-1<br>G4-3 | | B CU 69<br>C FF 92<br>F FF 90<br>B FF 92<br>F FF 87<br>B FS 85<br>F FF 92<br>X FF 91<br>3-2<br>F8 | | C CU 75<br>S FS 82<br>F FS 81<br>X FF 90<br>0-2<br>L8 | | 4 | 0 | 0 | 0 | 0 | 0 | 1 |
| 7 Matt Holliday, R (1, 10)<br>OBP: 0.380, SLG: 0.380 | B SL 84<br>C FF 91<br>B FF 91<br>X FF 92<br>2-1<br>F9 | | | B FS 84<br>B FF 90<br>B SL 83<br>S FF 91<br>F FF 92<br>B FF 92<br>4-2<br>BB | | S FF 92<br>B FF 92<br>F FF 89<br>F FF 92<br>X FS 86<br>1-2<br>HR | | | B FF 95<br>C FF 95<br>B FF 97<br>B FF 96<br>C FF 97<br>X SI 98<br>3-2<br>G4-3 | 3 | 1 | 1 | 1 | 1 | 0 | 0 |
| 21 Allen Craig, R (1, 3)<br>OBP: 0.306, SLG: 0.373 | | C FF 89<br>X FC 89<br>0-1<br>L9 | | C SL 84<br>X FF 90<br>0-1<br>F7 | | C FF 92<br>B FF 92<br>B FC 85<br>B SL 83<br>X FF 92<br>3-1<br>F8 | | | F FF 97<br>B CU 80<br>B FF 97<br>X SI 97<br>2-1<br>P3 | 4 | 0 | 0 | 0 | 0 | 0 | 1 |
| 4 Yadier Molina, R (1, 2)<br>OBP: 0.339, SLG: 0.412 | | C SL 80<br>F FF 91<br>F FF 91<br>B FS 84<br>X FC 87<br>1-2<br>G3 | | | B FF 90<br>S FF 88<br>B SL 83<br>F FF 91<br>F FF 92<br>B FS 86<br>S FF 91<br>3-3<br>K | | F FF 91<br>X FF 90<br>0-1<br>F9 | | B SI 96<br>F FF 98<br>B SI 97<br>S FF 96<br>B SI 98<br>B SI 96<br>4-2<br>BB | 3 | 0 | 0 | 0 | 1 | 1 | 0 |
| 18 Oscar Taveras, L (1, 9)<br>OBP: 0.231, SLG: 0.306<br>15 Randal Grichuk, R (9, PH)<br>OBP: 0.209, SLG: 0.300<br>(9, 9) | | X FS 84<br>0-0<br>L9 | | | C CU 69<br>F FC 86<br>F FF 92<br>B FF 91<br>X FS 86<br>1-2<br>F7 | | B FS 86<br>F FF 89<br>F FF 90<br>F FF 91<br>B FF 91<br>B FS 83<br>C FS 84<br>3-3<br>K | | C SI 96<br>B SI 97<br>S FF 96<br>S SI 97<br>1-3<br>K | 3<br>1 | 0<br>0 | 0<br>0 | 0<br>0 | 0<br>0 | 1<br>1 | 0<br>1 |
| 27 Jhonny Peralta, R (1, 6)<br>OBP: 0.307, SLG: 0.434 | | | F SL 84<br>C FC 86<br>B FS 85<br>B FS 84<br>B FF 89<br>T FF 90<br>3-2<br>K | | C FF 90<br>B CU 72<br>X FC 87<br>1-1<br>19<br>1B<br>1B | | X SL 82<br>0-0<br>G1-3 | | | 3 | 0 | 1 | 0 | 0 | 1 | 0 |
| 19 Jon Jay, L (1, 7)<br>OBP: 0.346, SLG: 0.379 | | | C CU 68<br>F FF 91<br>B FF 91<br>B FF 89<br>C FS 86<br>2-3<br>K | | F SI 89<br>X FF 90<br>0-1<br>1-2<br>1B | | | C CU 67<br>S CU 70<br>F FF 90<br>B FF 90<br>F CU 69<br>X FC 88<br>1-2<br>E4<br>8<br>SH1-4 | | 3 | 0 | 1 | 0 | 0 | 1 | 0 |
| 8 Peter Bourjos, R (1, 8)<br>OBP: 0.288, SLG: 0.348 | | | B FF 92<br>X FF 91<br>1-0<br>B2 | | X FC 83<br>0-0<br>F8 | | | 1 SAFE<br>X SL 82<br>0-0<br>SH1-4<br>1-2 | | 2 | 0 | 0 | 0 | 0 | 0 | 2 |
| Inning Stats | R: 0<br>E: 0<br>K: 1<br>S: 6<br>H: 0<br>LOB: 0<br>BB: 0<br>P: 10 | R: 0<br>E: 0<br>K: 0<br>S: 7<br>H: 0<br>LOB: 0<br>BB: 0<br>P: 8 | R: 0<br>E: 0<br>K: 2<br>S: 7<br>H: 0<br>LOB: 0<br>BB: 0<br>P: 13 | R: 0<br>E: 0<br>K: 0<br>S: 8<br>H: 0<br>LOB: 1<br>BB: 1<br>P: 12 | R: 0<br>E: 0<br>K: 1<br>S: 13<br>H: 2<br>LOB: 2<br>BB: 0<br>P: 18 | R: 1<br>E: 0<br>K: 0<br>S: 16<br>H: 1<br>LOB: 0<br>BB: 0<br>P: 26 | R: 0<br>E: 0<br>K: 1<br>S: 7<br>H: 0<br>LOB: 0<br>BB: 0<br>P: 10 | R: 0<br>E: 1<br>K: 0<br>S: 14<br>H: 0<br>LOB: 1<br>BB: 0<br>P: 16 | R: 0<br>E: 0<br>K: 1<br>S: 10<br>H: 0<br>LOB: 1<br>BB: 1<br>P: 20 | 1B: 2<br>2B: 0<br>3B: 0<br>HR: 1 | SF: 0<br>SAC: 1<br>DP: 0<br>HBP: 0 | WP: 0<br>PB: 0<br>SB: 0<br>CS: 0 | PA: 33 | | | |

# TOP

## St. Louis Cardinals @ Tampa Bay Rays

Tropicana Field, St. Petersburg, FL

Tue Jun 10 2014, 7:13 PM - 10:04 PM EDT

Att. 17,226 - Dome - 72 F

livebaseballscorecards.com

| | |
|---|---|
| AB | 30 |
| R | 1 |
| H | 3 |
| RBI | 1 |
| BB | 2 |
| SO | 6 |
| LOB | 6 |

| PITCHER | | IP | WLS | BF | H | R | ER | SO | BB | IBB | HBP | BLK | WP | HR | S | P | ERA | WHIP |
|---|---|---|---|---|---|---|---|---|---|---|---|---|---|---|---|---|---|---|
| 23 Jake Odorizzi, R<br>ERA: 4.85 | (1, 1) | 7.1 | L | 27 | 3 | 1 | 1 | 5 | 1 | 0 | 0 | 0 | 0 | 1 | 70 | 104 | 1.23 | 0.545 |
| 62 Joel Peralta, R<br>ERA: 4.08 | (8, 1) | 0.2 | | 2 | 0 | 0 | 0 | 0 | 0 | 0 | 0 | 0 | 0 | 0 | 8 | 9 | 0.00 | 0.000 |
| 57 Jake McGee, L<br>ERA: 1.53 | (9, 1) | 1.0 | | 4 | 0 | 0 | 0 | 1 | 1 | 0 | 0 | 0 | 0 | 0 | 10 | 20 | 0.00 | 1.000 |

| PITCHER | IP | WLS | BF | H | R | ER | SO | BB | IBB | HBP | BLK | WP | HR | S | P | ERA | WHIP |
|---|---|---|---|---|---|---|---|---|---|---|---|---|---|---|---|---|---|

# BOTTOM

| Batter | 1 | 2 | 3 | 4 | 5 | 6 | 7 | 8 | 9 | AB | R | H | RBI | BB | SO | LOB |
|---|---|---|---|---|---|---|---|---|---|---|---|---|---|---|---|---|
| 8 Desmond Jennings, R (1, 8)<br>OBP: 0.328, SLG: 0.372 | X FF 88<br>0-0<br>39 G3-6-1 1B | | B SI 87<br>L SI 88<br>X FC 84<br>1-1 ②<br>F8 | | X FC 84<br>0-0 ①②<br>G6-4-3<br>1-2f | | B SI 89<br>B FC 85<br>S FF 90<br>F FC 84<br>X FF 90<br>2-2 ③<br>L8 | | B FF 95<br>F FF 96<br>C FF 96<br>S CH 86<br>1-3 ②<br>K | 5 | 0 | 1 | 0 | 0 | 1 | 2 |
| 39 Kevin Kiermaier, L (1, 9)<br>OBP: 0.412, SLG: 0.702 | L FC 86<br>X FC 90<br>0-1 ①②<br>G3-6-1<br>1-2f | | B SI 87<br>F FC 85<br>B FC 84<br>B SI 88<br>C FC 88<br>X FC 89<br>3-2 ③<br>G4-3 | | F FC 85<br>C CU 70<br>X CU 79<br>0-2<br>1B | | | C SI 87<br>B CH 70<br>B SI 89<br>X SI 88<br>2-1<br>19 HBP 2B | S CH 86<br>B CH 86<br>F FF 97<br>S CH 88<br>1-3 ③<br>K | 5 | 0 | 2 | 0 | 0 | 1 | 2 |
| 3 Evan Longoria, R (1, 5)<br>OBP: 0.331, SLG: 0.388 | C FF 90<br>B SI 89<br>B FC 86<br>C CU 72<br>B FF 92<br>B CU 75<br>4-2<br>21 1B BB | | | C FC 82<br>F FC 89<br>B SI 88<br>B FC 84<br>X SI 89<br>2-2 ①<br>L7 | X FC 85<br>0-0 ③<br>F8 | | | H SL 80<br>1-0<br>19 HBP HBP | | 2 | 0 | 0 | 0 | 1 | 0 | 1 |
| 21 James Loney, L (1, 3)<br>OBP: 0.348, SLG: 0.387 | F SI 90<br>B FC 87<br>F SI 88<br>X FF 90<br>1-2<br>1-2 1B | | | F SI 87<br>B FC 82<br>X FC 85<br>1-1<br>18 2B 1B | | X FC 85<br>0-0 ①<br>G4-3 | | F FF 93<br>B FF 94<br>F FF 94<br>S FF 95<br>1-3 ①<br>K | | 4 | 0 | 2 | 0 | 0 | 1 | 2 |
| 18 Ben Zobrist, S (1, 6)<br>OBP: 0.322, SLG: 0.365 | B FC 86<br>B FC 87<br>B FC 91<br>C FC 89<br>X FF 90<br>3-1 ③<br>F7 | | | X SI 88<br>0-0<br>1-3<br>2B | | C CH 86<br>C CU 69<br>B CU 66<br>B SI 90<br>C CU 74<br>2-3 ②<br>K | | B FS 83<br>D FS 84<br>B SI 92<br>C SI 92<br>X SI 92<br>3-1 ②<br>L7 | | 4 | 0 | 1 | 0 | 0 | 1 | 4 |
| 7 David DeJesus, L (1, 10)<br>OBP: 0.351, SLG: 0.444<br>19 Jerry Sands, R (8, PH)<br>OBP: 0.222, SLG: 0.125<br>(9, 10) | | C SI 87<br>B CU 70<br>B CU 72<br>X SI 90<br>2-1 ①<br>F8 | | S CU 73<br>F FC 90<br>X CU 74<br>0-2 ②<br>L4 | | C SI 89<br>B CH 80<br>F CU 71<br>X SI 90<br>1-2<br>1B | | C FF 93<br>B FF 95<br>H FF 94<br>2-1<br>1-2<br>2-3 HBP | | 3<br>0 | 0<br>0 | 1<br>0 | 0<br>0 | 0<br>0 | 0<br>0 | 2<br>0 |
| 20 Matt Joyce, L (1, 7)<br>OBP: 0.350, SLG: 0.385 | | B SI 88<br>C FC 84<br>B SI 87<br>F SI 89<br>S FC 83<br>2-3 ②<br>K | | I IN 65<br>I IN 67<br>I IN 64<br>I IN 64<br>4-0<br>IBB | | X FC 85<br>0-0 ③<br>P6 | | C FF 95<br>S FF 96<br>X CH 86<br>0-2 ③<br>P6 | | 3 | 0 | 0 | 0 | 1 | 1 | 4 |
| 11 Logan Forsythe, R (1, 4)<br>OBP: 0.238, SLG: 0.235 | | C FC 87<br>F SI 87<br>B CU 74<br>B FC 84<br>X CU 73<br>2-2 ③<br>F8 | | X FC 86<br>0-0 ③<br>L4 | | | B CH 86<br>F FC 82<br>B SI 87<br>F FC 88<br>B FC 85<br>X FC 84<br>3-2 ①<br>P6 | | X FF 94<br>0-0 ①<br>G6-3 | 4 | 0 | 0 | 0 | 0 | 0 | 3 |
| 28 José Molina, R (1, 2)<br>OBP: 0.184, SLG: 0.135<br>11 Yunel Escobar, R (9, PH)<br>OBP: 0.329, SLG: 0.336 | | | X FC 88<br>0-0 ①<br>F7 | | B SI 86<br>C FC 82<br>X SI 88<br>1-1<br>8 G6-4-3 1B | | F FC 83<br>F FC 83<br>X CU 73<br>0-2 ②<br>P6 | | C FF 95<br>B FF 95<br>B CU 83<br>F FF 96<br>B CH 85<br>F FF 98<br>B FF 98<br>4-2<br>BB | 3<br>0 | 0<br>0 | 1<br>0 | 0<br>0 | 0<br>1 | 0<br>0 | 0<br>0 |
| Inning Stats | R: 0 H: 2<br>E: 0 LOB: 2<br>K: 0 BB: 1<br>S: 10 P: 18 | R: 0 H: 0<br>E: 0 LOB: 0<br>K: 1 BB: 0<br>S: 8 P: 14 | R: 0 H: 0<br>E: 0 LOB: 0<br>K: 0 BB: 0<br>S: 6 P: 10 | R: 0 H: 2<br>E: 0 LOB: 3<br>K: 0 BB: 1<br>S: 10 P: 17 | R: 0 H: 2<br>E: 0 LOB: 1<br>K: 0 BB: 0<br>S: 7 P: 8 | R: 0 H: 1<br>E: 0 LOB: 1<br>K: 1 BB: 0<br>S: 8 P: 11 | R: 0 H: 0<br>E: 0 LOB: 0<br>K: 0 BB: 0<br>S: 9 P: 14 | R: 0 H: 1<br>E: 0 LOB: 3<br>K: 1 BB: 0<br>S: 11 P: 20 | R: 0 H: 0<br>E: 0 LOB: 1<br>K: 2 BB: 1<br>S: 10 P: 16 | 1B: 6<br>2B: 2<br>3B: 0<br>HR: 0 | | SF: 0<br>SAC: 0<br>DP: 2<br>HBP: 2 | | WP: 0<br>PB: 0<br>SB: 0<br>CS: 0 | | PA: 38 |

| PITCHER | | IP | WLS | BF | H | R | ER | SO | BB | IBB | HBP | BLK | WP | HR | S | P | ERA | WHIP |
|---|---|---|---|---|---|---|---|---|---|---|---|---|---|---|---|---|---|---|
| 50 Adam Wainwright, R<br>ERA: 2.15 | (1, 1) | 7.0 | W | 28 | 7 | 0 | 0 | 2 | 1 | 1 | 0 | 0 | 0 | 0 | 58 | 92 | 0.00 | 1.143 |
| 37 Pat Neshek, R<br>ERA: 0.99 | (8, 1) | 0.0 | | 2 | 1 | 0 | 0 | 0 | 0 | 0 | 1 | 0 | 0 | 0 | 2 | 5 | ∞ | ∞ |
| 71 Sam Freeman, L<br>ERA: | (8, 1) | 0.2 | H | 2 | 0 | 0 | 0 | 1 | 0 | 0 | 0 | 0 | 0 | 0 | 5 | 9 | 0.00 | 0.000 |
| 26 Trevor Rosenthal, R<br>ERA: 3.82 | (8, 1) | 1.1 | S | 6 | 0 | 0 | 0 | 2 | 1 | 0 | 1 | 0 | 0 | 0 | 14 | 22 | 0.00 | 0.750 |

| PITCHER | IP | WLS | BF | H | R | ER | SO | BB | IBB | HBP | BLK | WP | HR | S | P | ERA | WHIP |
|---|---|---|---|---|---|---|---|---|---|---|---|---|---|---|---|---|---|

St. Louis Cardinals @ Tampa Bay Rays

Tropicana Field, St. Petersburg, FL

Tue Jun 10 2014, 7:13 PM - 10:04 PM EDT

Att. 17,226 - Dome - 72 F

livebaseballscorecards.com

| | |
|---|---|
| AB | 33 |
| R | 0 |
| H | 8 |
| RBI | 0 |
| BB | 3 |
| SO | 5 |
| LOB | 20 |

# St. Louis Cardinals @ Tampa Bay Rays

Tropicana Field, St. Petersburg, FL

Wed Jun 11 2014, 7:12 PM - 10:20 PM EDT

Att. 15,930 - Dome - 72 F

TOP

livebaseballscorecards.com

| Batter | 1 | 2 | 3 | 4 | 5 | 6 | 7 | 8 | 9 | AB | R | H | RBI | BB | SO | LOB |
|---|---|---|---|---|---|---|---|---|---|---|---|---|---|---|---|---|
| 13 Matt Carpenter, L (1, 5)<br>OBP: 0.385, SLG: 0.385 | C FF 85<br>C FF 84<br>B FF 87<br>B FF 85<br>F FF 85<br>S FF 89<br>2-3 ① **K** | | B FF 88<br>C FS 79<br>S FC 85<br>B FF 89<br>B CU 75<br>B FF 86<br>4-2<br>21 2B<br>4 1B<br>BB | X CU 74<br>0-0<br>1-3<br>3-H<br>1B | | C FF 90<br>B CH 81<br>F FF 91<br>C FF 93<br>1-3 ① **K** | | B FF 91<br>C FF 92<br>S CU 82<br>B CU 79<br>F CU 82<br>X FF 91<br>2-2 ② F9 | | 4 | 1 | 1 | 1 | 1 | 2 | 0 |
| 15 Randal Grichuk, R (1, 9)<br>OBP: 0.191, SLG: 0.273<br>18 Oscar Taveras, L (8, PH)<br>OBP: 0.225, SLG: 0.297 (8, 9) | B CU 73<br>C CU 72<br>X CH 71<br>1-1 ② F8 | | B FF 87<br>X CU 74<br>1-0 ① F7 | S FF 87<br>B FF 88<br>F FF 88<br>F FF 86<br>B FF 87<br>B SI 88<br>1 SAFE<br>S FF 88<br>3-3 ② **K** | | X FF 92<br>0-0 ② G1 | | C FF 91<br>F CU 80<br>C FC 90<br>0-3 ③ **K** | | 4<br>1 | 0<br>0 | 0<br>0 | 0<br>0 | 0<br>0 | 1<br>1 | 3<br>0 |
| 7 Matt Holliday, R (1, 10)<br>OBP: 0.380, SLG: 0.378 | C FF 88<br>B FF 88<br>S FF 88<br>F FF 87<br>B FF 90<br>X FF 89<br>2-2<br>21 FC6-4<br>1B | | F FF 88<br>B FF 88<br>X FS 83<br>1-1 ② L9 | X FF 87<br>0-0 ③ L9 | | B FF 93<br>B FF 92<br>C CH 82<br>B SL 84<br>S FF 92<br>B FF 93<br>4-2<br>BB | | | B FF 90<br>F FF 90<br>F SL 83<br>X FF 90<br>1-2 ① F7 | 4 | 0 | 1 | 0 | 1 | 0 | 3 |
| 21 Allen Craig, R (1, 3)<br>OBP: 0.304, SLG: 0.374 | B FF 89<br>C CH 72<br>X CH 73<br>1-1 ③ FC6-4<br>1-2f | | B FF 89<br>X CH 72<br>1-0<br>4 1B<br>1-3<br>2B | | B FC 92<br>C FC 90<br>C FF 93<br>B SL 83<br>S FF 93<br>2-3 ① **K** | C SL 82<br>B FF 92<br>F SL 83<br>B CH 84<br>X FF 92<br>2-2 ③ F8 | | | B FF 90<br>B CU 81<br>B FF 91<br>C FF 91<br>X FF 90<br>3-1 ② L7 | 5 | 1 | 1 | 0 | 0 | 1 | 2 |
| 4 Yadier Molina, R (1, 2)<br>OBP: 0.340, SLG: 0.412 | | C CH 72<br>B FF 88<br>B FF 86<br>C FF 88<br>C FF 86<br>2-3 ① **K** | B CH 72<br>C FF 84<br>S CH 73<br>B FF 84<br>F FF 86<br>B FF 88<br>X FF 87<br>3-2<br>2-H<br>3-H<br>1B | | B FF 92<br>F FF 94<br>X FF 93<br>1-1<br>3 BB<br>19 HBP<br>1B | | B FF 91<br>T FF 91<br>C CH 82<br>S FF 93<br>1-3 ① **K** | | B FF 90<br>F FF 92<br>C CU 82<br>B SL 83<br>B SL 84<br>X SL 85<br>3-2 ③ F7 | 5 | 0 | 2 | 2 | 0 | 2 | 0 |
| 27 Jhonny Peralta, R (1, 6)<br>OBP: 0.306, SLG: 0.429 | | B FF 88<br>C CU 75<br>X FF 89<br>1-1 ② F7 | F CH 74<br>B CH 72<br>S CU 74<br>F CU 75<br>S SI 88<br>1-3 ③ **K** | | 1 SAFE<br>C FF 93<br>S CH 80<br>C FF 94<br>0-3 ② **K** | | B CH 84<br>F FF 92<br>B CH 83<br>H CH 82<br>3-1<br>3 FC6-4<br>HBP | | | 3 | 0 | 0 | 0 | 0 | 2 | 2 |
| 19 Jon Jay, L (1, 7)<br>OBP: 0.357, SLG: 0.385 | | C FF 89<br>B FF 87<br>X FF 88<br>1-1<br>3 1B<br>1B | | C FF 87<br>X CU 74<br>0-1<br>8 FC5-6<br>3 1B<br>13 1B<br>1B | C FF 92<br>B CH 78<br>F CH 79<br>H FC 93<br>2-2<br>3 BB<br>1-2<br>HBP | | X SL 82<br>0-0 ② F7 | | | 3 | 1 | 2 | 0 | 0 | 0 | 1 |
| 3 Mark Ellis, R (1, 4)<br>OBP: 0.284, SLG: 0.213 | | F FF 88<br>B FF 88<br>B FF 89<br>B CH 70<br>S FF 88<br>F FF 88<br>X CU 73<br>3-2<br>1-3<br>1B | | 1 SAFE<br>C CU 73<br>1 SAFE<br>X CU 73<br>0-1<br>8 FC5-6<br>1-2<br>1B | C CH 79<br>S FF 93<br>B FF 94<br>F FF 93<br>B FF 94<br>F CH 80<br>B FF 92<br>B CH 80<br>4-2<br>1-2<br>2-3<br>BB | | B FF 92<br>C FF 92<br>D SL 83<br>X FF 91<br>2-1 ③ FC6-4<br>1-2f | | | 3 | 0 | 2 | 0 | 1 | 0 | 1 |
| 8 Peter Bourjos, R (1, 8)<br>OBP: 0.280, SLG: 0.338 | | C CU 73<br>B CU 75<br>F FF 88<br>B FF 88<br>X CU 74<br>2-2 ③ G3 | | X FF 85<br>0-0 ① FC5-6<br>13 1B<br>1-2f<br>2-3 | F FF 92<br>S FC 92<br>X FF 92<br>0-2 ③ L9 | | | B FF 90<br>C FF 90<br>X SL 83<br>1-1 ① G5-3 | | 4 | 0 | 0 | 0 | 0 | 0 | 7 |
| Inning Stats | R: 0<br>E: 0<br>K: 1<br>S: 12<br>H: 1<br>LOB: 1<br>BB: 0<br>P: 18 | R: 0<br>E: 0<br>K: 1<br>S: 14<br>H: 2<br>LOB: 2<br>BB: 0<br>P: 23 | R: 2<br>E: 0<br>K: 1<br>S: 14<br>H: 2<br>LOB: 1<br>BB: 1<br>P: 25 | R: 1<br>E: 0<br>K: 1<br>S: 11<br>H: 3<br>LOB: 2<br>BB: 0<br>P: 14 | R: 0<br>E: 0<br>K: 2<br>S: 17<br>H: 1<br>LOB: 3<br>BB: 1<br>P: 26 | R: 0<br>E: 0<br>K: 1<br>S: 9<br>H: 0<br>LOB: 1<br>BB: 1<br>P: 16 | R: 0<br>E: 0<br>K: 1<br>S: 7<br>H: 0<br>LOB: 1<br>BB: 0<br>P: 13 | R: 0<br>E: 0<br>K: 1<br>S: 9<br>H: 0<br>LOB: 0<br>BB: 0<br>P: 12 | R: 0<br>E: 0<br>K: 0<br>S: 8<br>H: 0<br>LOB: 0<br>BB: 0<br>P: 15 | 1B: 8<br>2B: 1<br>3B: 0<br>HR: 0<br>SF: 0<br>SAC: 0<br>DP: 0<br>HBP: 2 | | | | | | |

| | AB | 36 |
|---|---|---|
| | R | 3 |
| | H | 9 |
| | RBI | 3 |
| | BB | 3 |
| | SO | 9 |
| | LOB | 19 |

WP: 0 PB: 0 SB: 0 CS: 0 PA: 41

| PITCHER | | IP | WLS | BF | H | R | ER | SO | BB | IBB | HBP | BLK | WP | HR | S | P | ERA | WHIP |
|---|---|---|---|---|---|---|---|---|---|---|---|---|---|---|---|---|---|---|
| 40 Erik Bedard, L<br>ERA: 3.83 | (1, 1) | 4.0 | | 21 | 8 | 3 | 3 | 4 | 1 | 0 | 0 | 0 | 0 | 0 | 51 | 80 | 6.75 | 2.250 |
| 26 Brad Boxberger, R<br>ERA: 2.49 | (5, 1) | 1.0 | H | 6 | 1 | 0 | 0 | 2 | 1 | 0 | 1 | 0 | 0 | 0 | 17 | 26 | 0.00 | 2.000 |
| 46 Juan Carlos Oviedo, R<br>ERA: 2.11 | (6, 1) | 1.1 | W | 6 | 0 | 0 | 0 | 2 | 1 | 0 | 1 | 0 | 0 | 0 | 13 | 24 | 0.00 | 0.750 |
| 27 Cesár Ramos, L<br>ERA: 4.15 | (7, 1) | 0.1 | H | 1 | 0 | 0 | 0 | 0 | 0 | 0 | 0 | 0 | 0 | 0 | 1 | 1 | 0.00 | 0.000 |
| 50 Grant Balfour, R<br>ERA: 5.88 | (7, 1) | 2.1 | S | 7 | 0 | 0 | 0 | 1 | 0 | 0 | 0 | 0 | 0 | 0 | 19 | 31 | 0.00 | 0.000 |

| PITCHER | IP | WLS | BF | H | R | ER | SO | BB | IBB | HBP | BLK | WP | HR | S | P | ERA | WHIP |
|---|---|---|---|---|---|---|---|---|---|---|---|---|---|---|---|---|---|

# BOTTOM

## St. Louis Cardinals @ Tampa Bay Rays

Tropicana Field, St. Petersburg, FL

Wed Jun 11 2014, 7:12 PM - 10:20 PM EDT

Att. 15,930 - Dome - 72 F

livebaseballscorecards.com

| Batter | 1 | 2 | 3 | 4 | 5 | 6 | 7 | 8 | 9 | AB | R | H | RBI | BB | SO | LOB |
|---|---|---|---|---|---|---|---|---|---|---|---|---|---|---|---|---|
| 8 Desmond Jennings, R (1, 8)<br>OBP: 0.331, SLG: 0.374 | C CU 70<br>B FF 92<br>B FC 88<br>T FF 92<br>X FF 93<br>2-2<br>G6-3 ① | | B CU 71<br>B CU 74<br>B FC 92<br>C FC 91<br>X FC 91<br>3-1<br>L9 ② | C CU 74<br>F FF 93<br>D CH 84<br>X CH 85<br>1-2<br>1-2<br>2-H<br>3-H<br>1B | | | X FF 98<br>0-0<br>39<br>BB<br>3<br>1B<br>1B | | | 4 | 1 | 2 | 2 | 0 | 0 | 0 |
| 39 Kevin Kiermaier, L (1, 9)<br>OBP: 0.418, SLG: 0.673 | C CU 72<br>B CU 74<br>B FC 90<br>B FC 91<br>B FC 90<br>4-1<br>BB | | C CU 73<br>X CH 84<br>0-1<br>G4-3 ③ | F FF 92<br>B FF 92<br>F FC 88<br>B FF 94<br>F FF 92<br>F CH 84<br>X CU 72<br>2-2<br>G3 ③ | | | 1 SAFE<br>B FF 96<br>B FF 96<br>B FF 93<br>B FF 95<br>4-0<br>3<br>1B<br>21<br>SF7<br>1-2<br>BB | | | 2 | 1 | 0 | 0 | 2 | 0 | 2 |
| 3 Evan Longoria, R (1, 5)<br>OBP: 0.330, SLG: 0.386 | X FC 92<br>0-0<br>L5 ② | | | B FC 91<br>X CU 73<br>1-0<br>G5-3 ①<br>B FC 86<br>B FC 89<br>X FC 90<br>2-0<br>F7 ① | | | S FF 98<br>X FF 97<br>0-1<br>18<br>1B<br>1-3<br>2-H<br>1B | | | 4 | 0 | 1 | 1 | 0 | 0 | 1 |
| 21 James Loney, L (1, 3)<br>OBP: 0.347, SLG: 0.386 | 1 SAFE<br>B FC 91<br>X FC 90<br>1-0<br>G3 ③ | | | B CU 72<br>X FC 92<br>1-0<br>18<br>1B<br>20<br>1B<br>1B<br>C FF 90<br>X FC 90<br>0-1<br>F8 ② | | | B SI 83<br>X SI 84<br>1-0<br>SF7 ②<br>3-H | | | 3 | 1 | 1 | 1 | 0 | 0 | 1 |
| 18 Ben Zobrist, S (1, 4)<br>OBP: 0.325, SLG: 0.367 | | C FC 88<br>B FC 90<br>C CH 83<br>X CH 82<br>1-2<br>G4-3 ① | | F FF 90<br>X CH 83<br>0-1<br>20<br>1B<br>20<br>E<br>1-2<br>1B<br>C FC 89<br>C CU 72<br>B FF 92<br>F FF 92<br>X FC 91<br>2-2<br>F7 ③ | | | B SI 85<br>C SI 85<br>1 SAFE<br>B SL 76<br>B SI 85<br>S SI 84<br>X SI 85<br>3-2<br>1-2<br>1B | | | 4 | 1 | 2 | 0 | 0 | 0 | 0 |
| 7 David DeJesus, L (1, 10)<br>OBP: 0.351, SLG: 0.439<br>11 Logan Forsythe, R (7, PH)<br>OBP: 0.236, SLG: 0.233<br>(8, 10) | | B FC 89<br>B FC 90<br>F FC 90<br>F FF 93<br>F FF 94<br>B CH 84<br>B CU 71<br>4-2<br>20<br>G5-3<br>BB | | X FF 92<br>0-0<br>F7 ② | | B FF 96<br>C FF 97<br>F SI 95<br>B CH 88<br>S CH 88<br>2-3<br>K ①<br>B SI 89<br>C SI 90<br>X SI 90<br>1-1<br>P6 ③ | | | | 2<br>1 | 0<br>0 | 0<br>0 | 0<br>0 | 1<br>0 | 1<br>0 | 2<br>2 |
| 20 Matt Joyce, L (1, 7)<br>OBP: 0.349, SLG: 0.383 | | D FF 92<br>X FC 91<br>1-0<br>G5-3 ②<br>1-2 | | B FF 92<br>B CH 84<br>F FF 91<br>F CH 84<br>D CH 85<br>X CH 85<br>3-2<br>E8<br>24<br>BB<br>11<br>BB<br>8<br>1B<br>1-H<br>2-H<br>1B | | B FF 98<br>C FF 98<br>S FF 99<br>S CH 88<br>1-3<br>K ② | | C SI 90<br>S CH 83<br>B SI 90<br>C SI 90<br>1-3<br>K ① | | 4 | 1 | 1 | 1 | 0 | 2 | 1 |
| 11 Yunel Escobar, R (1, 6)<br>OBP: 0.328, SLG: 0.332 | | B CU 72<br>X FF 92<br>1-0<br>F9 ③ | | B FF 93<br>1 SAFE<br>B CU 70<br>B FC 87<br>C FC 91<br>F FF 92<br>B FF 91<br>4-2<br>24<br>BB<br>8<br>1B<br>1-2<br>BB | | B FF 99<br>B FF 99<br>X FF 97<br>2-0<br>P3 ③ | | C SI 90<br>B SI 90<br>F SI 90<br>B SL 84<br>X CH 84<br>2-2<br>G6-3 ② | | 3 | 1 | 0 | 0 | 1 | 0 | 1 |
| 24 Ryan Hanigan, R (1, 2)<br>OBP: 0.298, SLG: 0.328 | | | B FC 90<br>X FC 90<br>1-0<br>F8 ① | C FC 89<br>D FC 92<br>B FF 93<br>B FC 91<br>B FF 92<br>4-1<br>8<br>1B<br>1-2<br>2-3<br>BB | | | F FF 97<br>B SI 94<br>S CU 87<br>F CU 86<br>S CU 86<br>1-3<br>K ① | B SI 90<br>C SI 90<br>F FF 90<br>F FF 91<br>B FF 91<br>F SL 83<br>S FF 91<br>2-3<br>K ③ | | 3 | 0 | 0 | 0 | 1 | 2 | 0 |
| Inning Stats | R: 0<br>E: 0<br>K: 0<br>S: 6<br>H: 0<br>LOB: 1<br>BB: 1<br>P: 13 | R: 0<br>E: 0<br>K: 0<br>S: 8<br>H: 0<br>LOB: 1<br>BB: 1<br>P: 15 | R: 0<br>E: 0<br>K: 0<br>S: 5<br>H: 0<br>LOB: 0<br>BB: 0<br>P: 9 | R: 4<br>E: 1<br>K: 0<br>S: 19<br>H: 4<br>LOB: 2<br>BB: 2<br>P: 35 | R: 0<br>E: 0<br>K: 0<br>S: 7<br>H: 0<br>LOB: 0<br>BB: 0<br>P: 11 | R: 0<br>E: 0<br>K: 2<br>S: 7<br>H: 0<br>LOB: 0<br>BB: 0<br>P: 12 | R: 2<br>E: 0<br>K: 1<br>S: 13<br>H: 3<br>LOB: 2<br>BB: 1<br>P: 23 | R: 0<br>E: 0<br>K: 2<br>S: 11<br>H: 0<br>LOB: 0<br>BB: 0<br>P: 16 | | 1B: 7<br>2B: 0<br>3B: 0<br>HR: 0<br>SF: 1<br>SAC: 0<br>DP: 0<br>HBP: 0 | WP: 0<br>PB: 0<br>SB: 0<br>CS: 0<br>PA: 36 | | | | | |

| | AB | 30 |
|---|---|---|
| | R | 6 |
| | H | 7 |
| | RBI | 5 |
| | BB | 5 |
| | SO | 5 |
| | LOB | 10 |

| PITCHER | | IP | WLS | BF | H | R | ER | SO | BB | IBB | HBP | BLK | WP | HR | S | P | ERA | WHIP |
|---|---|---|---|---|---|---|---|---|---|---|---|---|---|---|---|---|---|---|
| 52 Michael Wacha, R<br>ERA: 2.88 | (1, 1) | 5.0 | L | 23 | 4 | 4 | 4 | 0 | 4 | 0 | 0 | 0 | 0 | 0 | 45 | 83 | 7.20 | 1.600 |
| 44 Carlos Martinez, R<br>ERA: 4.67 | (6, 1) | 1.1 | | 7 | 2 | 2 | 2 | 3 | 1 | 0 | 0 | 0 | 0 | 0 | 14 | 24 | 13.50 | 2.250 |
| 36 Randy Choate, L<br>ERA: 6.75 | (7, 1) | 0.1 | | 2 | 1 | 0 | 0 | 0 | 0 | 0 | 0 | 0 | 0 | 0 | 4 | 8 | 0.00 | 3.000 |
| 43 Seth Maness, R<br>ERA: 2.57 | (7, 1) | 1.1 | | 4 | 0 | 0 | 0 | 2 | 0 | 0 | 0 | 0 | 0 | 0 | 13 | 19 | 0.00 | 0.000 |

| PITCHER | IP | WLS | BF | H | R | ER | SO | BB | IBB | HBP | BLK | WP | HR | S | P | ERA | WHIP |
|---|---|---|---|---|---|---|---|---|---|---|---|---|---|---|---|---|---|

# Tampa Bay Rays @ Houston Astros

Minute Maid Park, Houston, TX

Fri Jun 13 2014, 7:12 PM - 10:41 PM CDT

Att. 26,829 - Roof Closed - 73 F

TOP

livebaseballscorecards.com

| Batter | 1 | 2 | 3 | 4 | 5 | 6 | 7 | 8 | 9 | AB | R | H | RBI | BB | SO | LOB |
|---|---|---|---|---|---|---|---|---|---|---|---|---|---|---|---|---|
| 8 Desmond Jennings, R (1, 8)<br>OBP: 0.332, SLG: 0.379 | C FF 91<br>X FF 91<br>0-1 ①<br>B1-3 | | F FF 89<br>B FC 84<br>X FC 85<br>1-1 ①<br>L8 | | F FF 90<br>B FC 83<br>S FF 92<br>X FF 92<br>1-2<br>3<br>F9<br>18<br>3B<br>2B | B SL 85<br>F FF 94<br>C SL 88<br>T CH 84<br>1-2 ③<br>K | | | X SI 91<br>0-0<br>39<br>1B<br>3<br>1B<br>1-2<br>1B | 5 | 2 | 2 | 0 | 0 | 1 | 1 |
| 39 Kevin Kiermaier, L (1, 9)<br>OBP: 0.417, SLG: 0.685 | C FF 94<br>B FC 89<br>S FC 88<br>S CU 73<br>1-3 ②<br>K | | C CU 71<br>B FC 87<br>C CH 84<br>X CU 74<br>1-2<br>3B | | F FF 91<br>B CU 71<br>L CU 71<br>S FF 90<br>1-3 ①<br>K | | B FF 94<br>B FF 94<br>X FF 93<br>2-0 ①<br>F9 | | B FF 93<br>F SI 92<br>B FF 94<br>S SL 83<br>X FF 94<br>2-2<br>3<br>1B<br>1-2<br>2-3<br>1B | 5 | 0 | 2 | 0 | 0 | 2 | 1 |
| 3 Evan Longoria, R (1, 5)<br>OBP: 0.328, SLG: 0.383 | B FF 93<br>B FF 92<br>C FC 84<br>C FC 84<br>F CU 72<br>B CU 73<br>F FC 85<br>F FF 92<br>S FC 83<br>3-3 ③<br>K | | S CU 72<br>D FC 85<br>B CU 73<br>F FC 83<br>S CU 74<br>2-3 ②<br>K | | X FC 82<br>0-0 ②<br>F9<br>2-3 | | C FC 94<br>B SL 89<br>B SL 86<br>X FC 95<br>2-1 ②<br>F8 | | X SL 86<br>0-0<br>21<br>G1-6-3<br>1-3<br>2-H<br>3-H<br>1B | 5 | 0 | 1 | 2 | 0 | 2 | 2 |
| 21 James Loney, L (1, 3)<br>OBP: 0.344, SLG: 0.380 | | C FF 91<br>S CU 71<br>F FC 87<br>F CU 72<br>B FF 92<br>B CH 85<br>B CU 72<br>X FC 84<br>3-2<br>E6<br>18<br>2B<br>20<br>2B | B FF 92<br>B CH 84<br>F CU 72<br>S CU 72<br>S FF 92<br>2-3 ③<br>K | | D CU 71<br>B CH 84<br>D CU 73<br>C CU 72<br>B FF 92<br>4-1<br>18<br>3B<br>BB | | X FF 95<br>0-0 ③<br>G3 | | B FF 95<br>B FF 93<br>X SI 91<br>2-0 ②<br>③<br>G1-6-3<br>1-2f | 4 | 2 | 0 | 0 | 1 | 1 | 3 |
| 18 Ben Zobrist, S (1, 4)<br>OBP: 0.332, SLG: 0.389 | | C FF 92<br>B FF 93<br>X FC 87<br>1-1<br>20<br>2B<br>1-3<br>2B | | B FF 91<br>C FF 91<br>X CH 85<br>1-1 ①<br>F8 | B CU 70<br>B FF 92<br>X FF 92<br>2-0<br>1-H<br>3-H<br>3B | | | B SI 88<br>F SI 88<br>F CH 83<br>F CU 72<br>F SI 90<br>B FC 85<br>B SI 90<br>X SI 90<br>3-2<br>19<br>G6-4-3<br>1B | | 4 | 1 | 3 | 2 | 0 | 0 | 0 |
| 7 David DeJesus, L (1, 10)<br>OBP: 0.350, SLG: 0.434<br>19 Jerry Sands, R (8, PH)<br>OBP: 0.200, SLG: 0.111<br>(8, 10) | | C CU 71<br>F CU 72<br>D CU 75<br>B FC 87<br>S CU 74<br>2-3 ①<br>K | | B FF 93<br>B FF 92<br>B FF 91<br>F FF 91<br>B CU 71<br>4-1<br>11<br>G3-1<br>20<br>BB<br>BB | B FF 91<br>C FC 84<br>S FC 83<br>B FF 92<br>F CU 72<br>D CU 73<br>X FF 90<br>3-2 ③<br>F7 | | | 1 SAFE<br>X SI 89<br>0-0 ①<br>②<br>G6-4-3<br>1-2f | | 2<br>1 | 0<br>0 | 0<br>0 | 0<br>0 | 1<br>0 | 1<br>0 | 3<br>1 |
| 20 Matt Joyce, L (1, 7)<br>OBP: 0.356, SLG: 0.389 | | X FC 86<br>0-0<br>2-H<br>3-H<br>2B | | B FF 91<br>B FF 91<br>C FC 83<br>B CU 72<br>1 SAFE<br>C EP 56<br>1 SAFE<br>F FF 92<br>1 SAFE<br>4-2<br>B FF 91<br>11<br>G3-1<br>1-2<br>BB | | B FF 95<br>B FF 94<br>B FF 95<br>B FF 94<br>4-0<br>11<br>B1-3<br>BB | | B CH 86<br>F SI 90<br>F FC 84<br>S CU 74<br>1-3 ③<br>K | | 2 | 0 | 1 | 2 | 2 | 1 | 0 |
| 11 Yunel Escobar, R (1, 6)<br>OBP: 0.323, SLG: 0.326 | | X FF 90<br>0-0 ②<br>G6-3 | | X FC 85<br>0-0 ②<br>G3-1<br>1-2<br>2-3 | | X FF 90<br>0-0 ①<br>②<br>B1-3<br>1-1f | | | B FF 95<br>S CH 89<br>S SL 84<br>B SL 85<br>B FF 96<br>X CH 88<br>3-2 ①<br>G5-3 | 4 | 0 | 0 | 0 | 0 | 0 | 4 |
| 24 Ryan Hanigan, R (1, 2)<br>OBP: 0.304, SLG: 0.333 | | C FC 84<br>B FC 86<br>B FF 91<br>B FC 84<br>C FF 92<br>X FF 91<br>3-2 ③<br>G5-3 | | C FC 82<br>F FF 92<br>F CU 73<br>X FC 84<br>0-2 ③<br>P4 | | X FF 95<br>0-0<br>1B | | | C FF 93<br>S SL 87<br>F FF 95<br>X SL 82<br>0-2<br>39<br>1B<br>8<br>1B<br>3<br>1B<br>1B | 4 | 1 | 2 | 0 | 0 | 0 | 3 |
| Inning Stats | R: 0<br>E: 0<br>K: 2<br>S: 11<br>H: 0<br>LOB: 0<br>BB: 0<br>P: 15 | R: 2<br>E: 1<br>K: 1<br>S: 15<br>H: 2<br>LOB: 1<br>BB: 0<br>P: 24 | R: 0<br>E: 0<br>K: 2<br>S: 11<br>H: 1<br>LOB: 1<br>BB: 0<br>P: 17 | R: 0<br>E: 0<br>K: 0<br>S: 11<br>H: 0<br>LOB: 2<br>BB: 2<br>P: 20 | R: 2<br>E: 0<br>K: 1<br>S: 13<br>H: 2<br>LOB: 1<br>BB: 1<br>P: 24 | R: 0<br>E: 0<br>K: 1<br>S: 5<br>H: 1<br>LOB: 1<br>BB: 1<br>P: 10 | R: 0<br>E: 0<br>K: 0<br>S: 4<br>H: 0<br>LOB: 0<br>BB: 0<br>P: 8 | R: 0<br>E: 0<br>K: 1<br>S: 9<br>H: 1<br>LOB: 0<br>BB: 0<br>P: 13 | R: 2<br>E: 0<br>K: 0<br>S: 13<br>H: 4<br>LOB: 1<br>BB: 0<br>P: 20 | 1B: 6<br>2B: 4<br>3B: 2<br>HR: 0<br>SF: 0<br>SAC: 0<br>DP: 3<br>HBP: 0 | | | | | | |

| | |
|---|---|
| AB | 36 |
| R | 6 |
| H | 11 |
| RBI | 6 |
| BB | 4 |
| SO | 8 |
| LOB | 18 |

| PITCHER | | IP | WLS | BF | H | R | ER | SO | BB | IBB | HBP | BLK | WP | HR | S | P | ERA | WHIP |
|---|---|---|---|---|---|---|---|---|---|---|---|---|---|---|---|---|---|---|
| 31 Collin McHugh, R<br>ERA: 3.03 | (1, 1) | 5.0 | L | 24 | 5 | 4 | 3 | 6 | 3 | 0 | 0 | 0 | 0 | 0 | 61 | 100 | 5.40 | 1.600 |
| 61 Josh Zeid, R<br>ERA: 3.0 | (6, 1) | 2.0 | | 7 | 1 | 0 | 0 | 1 | 1 | 0 | 0 | 0 | 0 | 0 | 9 | 18 | 0.00 | 1.000 |
| 38 Darin Downs, L<br>ERA: 1.15 | (8, 1) | 1.0 | | 3 | 1 | 0 | 0 | 1 | 0 | 0 | 0 | 0 | 0 | 0 | 9 | 13 | 0.00 | 1.000 |
| 44 Kyle Farnsworth, R<br>ERA: 4.5 | (9, 1) | 1.0 | | 6 | 4 | 2 | 2 | 0 | 0 | 0 | 0 | 0 | 0 | 0 | 13 | 20 | 18.00 | 4.000 |

| PITCHER | IP | WLS | BF | H | R | ER | SO | BB | IBB | HBP | BLK | WP | HR | S | P | ERA | WHIP |
|---|---|---|---|---|---|---|---|---|---|---|---|---|---|---|---|---|---|

| | | | |
|---|---|---|---|
| 1B: 6 | SF: 0 | WP: 0 | PA: 40 |
| 2B: 4 | SAC: 0 | PB: 0 | |
| 3B: 2 | DP: 3 | SB: 0 | |
| HR: 0 | HBP: 0 | CS: 0 | |

# BOTTOM

| Batter | 1 | 2 | 3 | 4 | 5 | 6 | 7 | 8 | 9 | AB | R | H | RBI | BB | SO | LOB |
|---|---|---|---|---|---|---|---|---|---|---|---|---|---|---|---|---|
| 21 Dexter Fowler, S (1, 8)<br>OBP: 0.391, SLG: 0.394 | S CH 87<br>S CH 87<br>S<br>0-3 ① K | | B KC 82<br>F CH 88<br>X CH 87<br>1-1 ② G1-3 | | C KC 81<br>X CH 88<br>0-1 ③ G4-3 | | | B FF 90<br>F CU 75<br>C CU 77<br>F FS 80<br>S FS 81<br>1-3 ① K | | 4 | 0 | 0 | 0 | 0 | 2 | 0 |
| 4 George Springer, R (1, 9)<br>OBP: 0.348, SLG: 0.487 | C KC 81<br>B CH 87<br>S CH 88<br>B FF 94<br>S CH 88<br>2-3 ② K | | C FF 93<br>C FF 93<br>B KC 81<br>B FF 93<br>S CH 87<br>2-3 ③ K | | | C KC 81<br>S CH 86<br>B FF 92<br>S CH 87<br>1-3 ① K | | B CU 77<br>B CU 76<br>C FF 90<br>S FF 90<br>B FS 81<br>F FF 90<br>S FF 91<br>3-3 ② K | | 4 | 0 | 0 | 0 | 0 | 4 | 0 |
| 21 Jon Singleton, L (1, 3)<br>OBP: 0.292, SLG: 0.568 | C KC 82<br>S CH 86<br>S CH 87<br>0-3 ③ K2-3 | | | X FF 92<br>0-0 HR | | C FF 94<br>B CH 86<br>B FF 92<br>S CH 85<br>F FF 92<br>S CH 85<br>2-3 ② K | | B CU 78<br>C CU 76<br>S FS 82<br>S FF 90<br>1-3 ③ K | | 4 | 1 | 1 | 1 | 0 | 3 | 0 |
| 15 Jason Castro, L (1, 2)<br>OBP: 0.299, SLG: 0.368 | | B FF 92<br>B FF 92<br>X CH 86<br>2-0 ① G4-3 | | C FF 92<br>C CH 87<br>X CH 87<br>0-2 ① G1-6-3 | | C KC 82<br>S CH 85<br>B FF 93<br>F FF 92<br>C CH 87<br>1-3 ③ K | | | C SL 84<br>B CH 84<br>F FF 93<br>F CH 84<br>B SL 81<br>X SL 84<br>2-2 19 WP 2B | 4 | 0 | 1 | 0 | 0 | 1 | 0 |
| 30 Matt Dominguez, R (1, 5)<br>OBP: 0.296, SLG: 0.389 | | C KC 81<br>B KC 82<br>B FF 93<br>B CH 87<br>C FF 93<br>F KC 82<br>C FF 94<br>3-3 ② K | | B FF 92<br>B KC 82<br>B FF 92<br>B FF 91<br>4-0 BB | | | B KC 80<br>B FF 90<br>B FF 91<br>C FF 92<br>F FF 92<br>X FF 93<br>3-2 9 BB 1B | | C FF 94<br>C FF 94<br>B SL 84<br>X FF 94<br>1-2 ① L7 | 3 | 0 | 1 | 0 | 1 | 1 | 1 |
| 23 Chris Carter, R (1, 10)<br>OBP: 0.291, SLG: 0.460 | | X KC 81<br>0-0 19 BB 1B | | C SI 92<br>B CH 88<br>S FF 92<br>D CH 89<br>F CH 89<br>B FF 93<br>S CH 89<br>3-3 ② K | | | F FF 92<br>B CH 87<br>B FF 92<br>C FF 91<br>B SI 92<br>X SI 92<br>3-2 ① F8 | | C SL 84<br>B FF 94<br>F SL 84<br>F FF 94<br>B FF 94<br>B SL 84<br>X FF 94<br>3-2 ② P5 | 4 | 0 | 1 | 0 | 0 | 1 | 3 |
| 19 Robbie Grossman, S (1, 7)<br>OBP: 0.304, SLG: 0.306 | | F FF 93<br>D CH 86<br>1 SAFE<br>B CH 87<br>C FF 92<br>B SI 92<br>B CH 88<br>4-2 1-2 BB | | X FF 93<br>0-0 ③ F8 | | | C FF 93<br>B FF 94<br>B CH 80<br>C CH 81<br>B FF 95<br>F FF 94<br>S FF 94<br>3-3 ② K | | B FF 94<br>B FF 94<br>B FF 93<br>C FF 94<br>F FF 93<br>B FF 94<br>4-2 2-3 BB | 2 | 0 | 0 | 0 | 2 | 1 | 2 |
| 9 Marwin Gonzalez, S (1, 4)<br>OBP: 0.333, SLG: 0.370 | | D KC 81<br>C FF 92<br>B FF 93<br>B CH 88<br>C FF 93<br>S CH 87<br>3-3 ③ K | | | B KC 80<br>F FF 92<br>X FF 92<br>1-1 ① G3-1 | | B FF 94<br>B CH 81<br>B FF 92<br>B FF 94<br>4-0 1-2 BB | | B FF 97<br>F SI 96<br>C FF 98<br>F SI 99<br>X SI 98<br>1-2 ③ G1-3 | 3 | 0 | 0 | 0 | 1 | 1 | 4 |
| 2 Jonathan Villar, S (1, 6)<br>OBP: 0.256, SLG: 0.340 | | | C SI 92<br>B CH 86<br>X CH 86<br>1-1 ① G1-3 | | S KC 81<br>S CH 87<br>B CH 87<br>S CH 87<br>1-3 ② K | | S CH 80<br>B FF 94<br>F CH 81<br>C CH 82<br>1-3 ③ K | | | 3 | 0 | 0 | 0 | 0 | 2 | 2 |

| Inning Stats | 1 | 2 | 3 | 4 | 5 | 6 | 7 | 8 | 9 |
|---|---|---|---|---|---|---|---|---|---|
| | R: 0<br>E: 0<br>K: 3<br>S: 9<br>H: 0<br>LOB: 0<br>BB: 0<br>P: 11 | R: 0<br>E: 0<br>K: 2<br>S: 11<br>H: 1<br>LOB: 2<br>BB: 1<br>P: 23 | R: 0<br>E: 0<br>K: 1<br>S: 7<br>H: 0<br>LOB: 0<br>BB: 0<br>P: 11 | R: 1<br>E: 0<br>K: 1<br>S: 9<br>H: 1<br>LOB: 1<br>BB: 1<br>P: 16 | R: 0<br>E: 0<br>K: 1<br>S: 7<br>H: 0<br>LOB: 0<br>BB: 0<br>P: 9 | R: 0<br>E: 0<br>K: 3<br>S: 11<br>H: 0<br>LOB: 0<br>BB: 0<br>P: 15 | R: 0<br>E: 0<br>K: 2<br>S: 13<br>H: 1<br>LOB: 2<br>BB: 1<br>P: 27 | R: 0<br>E: 0<br>K: 3<br>S: 11<br>H: 0<br>LOB: 0<br>BB: 0<br>P: 16 | R: 0<br>E: 0<br>K: 0<br>S: 17<br>H: 1<br>LOB: 2<br>BB: 1<br>P: 28 |

| PITCHER | | IP | WLS | BF | H | R | ER | SO | BB | IBB | HBP | BLK | WP | HR | S | P | ERA | WHIP |
|---|---|---|---|---|---|---|---|---|---|---|---|---|---|---|---|---|---|---|
| 53 Alex Cobb, R<br>ERA: 3.99 | (1, 1) | 6.1 | W | 24 | 3 | 1 | 1 | 11 | 2 | 0 | 0 | 0 | 0 | 1 | 60 | 97 | 1.42 | 0.789 |
| 26 Brad Boxberger, R<br>ERA: 2.42 | (7, 1) | 0.2 | H | 3 | 0 | 0 | 0 | 2 | 1 | 0 | 0 | 0 | 0 | 0 | 7 | 15 | 0.00 | 1.500 |
| 62 Joel Peralta, R<br>ERA: 3.94 | (8, 1) | 1.0 | H | 3 | 0 | 0 | 0 | 3 | 0 | 0 | 0 | 0 | 0 | 0 | 11 | 16 | 0.00 | 0.000 |
| 49 Kirby Yates, R<br>ERA: | (9, 1) | 0.2 | | 4 | 1 | 0 | 0 | 0 | 1 | 0 | 0 | 0 | 1 | 0 | 13 | 23 | 0.00 | 3.000 |
| 57 Jake McGee, L<br>ERA: 1.52 | (9, 1) | 0.1 | | 1 | 0 | 0 | 0 | 0 | 0 | 0 | 0 | 0 | 0 | 0 | 4 | 5 | 0.00 | 0.000 |

| PITCHER | IP | WLS | BF | H | R | ER | SO | BB | IBB | HBP | BLK | WP | HR | S | P | ERA | WHIP |
|---|---|---|---|---|---|---|---|---|---|---|---|---|---|---|---|---|---|

# Tampa Bay Rays @ Houston Astros

Minute Maid Park, Houston, TX

Fri Jun 13 2014, 7:12 PM - 10:41 PM CDT

Att. 26,829 - Roof Closed - 73 F

livebaseballscorecards.com

| | |
|---|---|
| AB | 31 |
| R | 1 |
| H | 4 |
| RBI | 1 |
| BB | 4 |
| SO | 16 |
| LOB | 12 |

| | | | | | | | | | |
|---|---|---|---|---|---|---|---|---|---|
| 1B: 2 | SF: 0 | WP: 1 | PA: 35 |
| 2B: 1 | SAC: 0 | PB: 0 | |
| 3B: 0 | DP: 0 | SB: 0 | |
| HR: 1 | HBP: 0 | CS: 0 | |

# Tampa Bay Rays @ Houston Astros

Minute Maid Park, Houston, TX

Sat Jun 14 2014, 3:11 PM - 6:50 PM CDT

Att. 26,264 - Roof Closed - 73 F

livebaseballscorecards.com

| Batter | 1 | 2 | 3 | 4 | 5 | 6 | 7 | 8 | 9 | AB | R | H | RBI | BB | SO | LOB |
|---|---|---|---|---|---|---|---|---|---|---|---|---|---|---|---|---|
| 8 Desmond Jennings, R (1, 8)<br>OBP: 0.330, SLG: 0.375 | C FF 94<br>X FC 95<br>0-1 ① P3 | | C FF 92<br>C KC 78<br>X KC 79<br>0-2 ① G6-3 | | C FF 93<br>X KC 76<br>0-1 39 FC4-6 1B | | B FF 93<br>F FC 92<br>X FC 93<br>1-1 ① P4 | | F FF 95<br>B FC 95<br>F SL 85<br>X FC 94<br>1-2 ③ G4-3 | 5 | 0 | 1 | 0 | 0 | 0 | 1 |
| 39 Kevin Kiermaier, L (1, 9)<br>OBP: 0.422, SLG: 0.707 | C FC 94<br>B FF 95<br>B KC 77<br>F FC 95<br>F KC 79<br>B FC 94<br>X FF 94<br>3-2 3 1B 2B | | L FF 93<br>B CH 84<br>B CH 82<br>S FC 92<br>X CH 83<br>2-2 3 CS 2B | | C FF 93<br>C FC 93<br>F KC 79<br>X KC 78<br>0-2 ② FC4-6 3 HR<br>1-2f | | B FC 93<br>B FC 93<br>C FC 91<br>C FC 93<br>S FC 93<br>2-3 ② K | | | 4 | 2 | 2 | 0 | 0 | 1 | 2 |
| 3 Evan Longoria, R (1, 5)<br>OBP: 0.330, SLG: 0.396 | C FC 94<br>D FC 94<br>X FC 94<br>1-1 21 G3<br>2-H 1B | | F KC 78<br>C KC 78<br>B FC 93<br>B FF 93<br>X FC 93<br>2-2 ② ③ G4-3<br>2-3 | | F FC 92<br>B FC 93<br>X KC 78<br>1-1 1-H HR | | C FC 93<br>B FC 94<br>B FC 94<br>F FC 93<br>X FC 94<br>2-2 ③ L4 | | | 4 | 1 | 2 | 3 | 0 | 0 | 2 |
| 21 James Loney, L (1, 3)<br>OBP: 0.343, SLG: 0.382 | C KC 78<br>C KC 79<br>F FC 94<br>B FC 93<br>X KC 78<br>1-2 ② G3<br>1-2 | | | C FC 93<br>B KC 78<br>X FC 92<br>1-1 ① G3-1 | F FC 92<br>X KC 78<br>0-1 2B | | | X FF 93<br>0-0 ① L9 | | 4 | 0 | 1 | 0 | 0 | 0 | 1 |
| 18 Ben Zobrist, S (1, 4)<br>(8, 7)<br>OBP: 0.326, SLG: 0.381 | B FC 94<br>B FC 94<br>C KC 79<br>C KC 79<br>S KC 81<br>2-3 ③ K | | | B FF 92<br>C FF 92<br>F CH 83<br>B CH 84<br>B KC 78<br>X KC 78<br>3-2 ② F7 | D FC 92<br>X FF 93<br>1-0 ③ F7 | | | B FF 92<br>F FF 93<br>B CH 80<br>C FF 92<br>C CH 80<br>2-3 ② K | | 4 | 0 | 0 | 0 | 0 | 2 | 2 |
| 7 David DeJesus, L (1, 10)<br>OBP: 0.355, SLG: 0.434<br>1 Sean Rodríguez, R (8, PH)<br>OBP: 0.269, SLG: 0.490<br>(8, 10) | | B FF 93<br>C FF 92<br>C KC 79<br>F KC 79<br>B CH 84<br>B KC 78<br>B FC 93<br>4-2 20 G6-3 BB | | C FC 93<br>B KC 78<br>B FC 93<br>B FC 93<br>X FC 93<br>3-1 20 1B 1B | | F FC 93<br>B FF 94<br>B FC 94<br>C FC 94<br>B FC 94<br>X FC 93<br>3-2 ① G6-3 | | S CH 80<br>B CH 81<br>B FF 94<br>X FF 88<br>2-1 1B | | 2<br>1 | 0<br>0 | 1<br>1 | 0<br>0 | 1<br>0 | 0<br>0 | 0<br>0 |
| 20 Matt Joyce, L (1, 7)<br>OBP: 0.356, SLG: 0.388<br>11 Logan Forsythe, R (8, PH)<br>OBP: 0.234, SLG: 0.231<br>(8, 4) | | X FC 94<br>0-0 ① G6-3<br>1-2 | | B KC 77<br>X FF 93<br>1-0 1-2 1B | X FC 92<br>0-0 ② F9 | | | B FF 95<br>S FF 95<br>X FF 95<br>1-1 ③ F9 | | 3<br>1 | 0<br>0 | 1<br>0 | 0<br>0 | 0<br>0 | 0<br>0 | 1<br>1 |
| 11 Yunel Escobar, R (1, 6)<br>OBP: 0.318, SLG: 0.320 | | X FC 93<br>0-0 ② L9 | | B FC 93<br>X FC 93<br>1-0 ③ G5-3 | X FC 93<br>0-0 ③ L5 | | | | B FF 94<br>C FF 92<br>S SL 86<br>F SL 88<br>B SL 89<br>X SL 85<br>2-2 ① F8 | 4 | 0 | 0 | 0 | 0 | 0 | 3 |
| 24 Ryan Hanigan, R (1, 2)<br>OBP: 0.302, SLG: 0.331 | | B KC 78<br>C FF 94<br>X KC 77<br>1-1 ③ G6-3 | | | B FC 92<br>X FC 92<br>1-0 ① G6-3 | | C FC 91<br>C KC 76<br>X KC 77<br>0-2 1B | | B SL 84<br>B FC 93<br>C FF 90<br>B FC 92<br>X FC 90<br>3-1 ② G5-3 | 4 | 0 | 1 | 0 | 0 | 0 | 1 |
| Inning Stats | R: 1 H: 2<br>E: 0 LOB: 1<br>K: 1 BB: 0<br>S: 15 P: 22 | R: 0 H: 0<br>E: 0 LOB: 1<br>K: 0 BB: 1<br>S: 7 P: 12 | R: 0 H: 1<br>E: 0 LOB: 0<br>K: 0 BB: 0<br>S: 9 P: 13 | R: 0 H: 2<br>E: 0 LOB: 2<br>K: 0 BB: 0<br>S: 9 P: 18 | R: 2 H: 3<br>E: 0 LOB: 1<br>K: 0 BB: 0<br>S: 12 P: 15 | R: 0 H: 0<br>E: 0 LOB: 0<br>K: 0 BB: 0<br>S: 5 P: 8 | R: 0 H: 1<br>E: 0 LOB: 1<br>K: 1 BB: 0<br>S: 11 P: 16 | R: 0 H: 1<br>E: 0 LOB: 1<br>K: 1 BB: 0<br>S: 8 P: 13 | R: 0 H: 0<br>E: 0 LOB: 0<br>K: 0 BB: 0<br>S: 9 P: 15 | 1B: 6 SF: 0<br>2B: 3 SAC: 0<br>3B: 0 DP: 0<br>HR: 1 HBP: 0 | | | | | | |

| TOP | |
|---|---|
| AB | 36 |
| R | 3 |
| H | 10 |
| RBI | 3 |
| BB | 1 |
| SO | 3 |
| LOB | 14 |
| WP: 0 | PA: 37 |
| PB: 0 | |
| SB: 0 | |
| CS: 1 | |

| PITCHER | | IP | WLS | BF | H | R | ER | SO | BB | IBB | HBP | BLK | WP | HR | S | P | ERA | WHIP |
|---|---|---|---|---|---|---|---|---|---|---|---|---|---|---|---|---|---|---|
| 48 Jarred Cosart, R<br>ERA: 4.16 | (1, 1) | 7.0 | W | 30 | 9 | 3 | 3 | 2 | 1 | 0 | 0 | 0 | 0 | 1 | 68 | 104 | 3.86 | 1.429 |
| 29 Tony Sipp, L<br>ERA: 2.4 | (8, 1) | 0.2 | | 3 | 1 | 0 | 0 | 1 | 0 | 0 | 0 | 0 | 0 | 0 | 6 | 10 | 0.00 | 1.500 |
| 35 Josh Fields, R<br>ERA: 5.93 | (8, 1) | 0.1 | | 1 | 0 | 0 | 0 | 0 | 0 | 0 | 0 | 0 | 0 | 0 | 2 | 3 | 0.00 | 0.000 |
| 61 Josh Zeid, R<br>ERA: 2.7 | (9, 1) | 1.0 | | 3 | 0 | 0 | 0 | 0 | 0 | 0 | 0 | 0 | 0 | 0 | 9 | 15 | 0.00 | 0.000 |

| PITCHER | IP | WLS | BF | H | R | ER | SO | BB | IBB | HBP | BLK | WP | HR | S | P | ERA | WHIP |
|---|---|---|---|---|---|---|---|---|---|---|---|---|---|---|---|---|---|

| Batter | 1 | 2 | 3 | 4 | 5 | 6 | 7 | 8 | 9 | AB | R | H | RBI | BB | SO | LOB |
|---|---|---|---|---|---|---|---|---|---|---|---|---|---|---|---|---|
| 21 Dexter Fowler, S (1, 8)<br>OBP: 0.388, SLG: 0.394 | B FF 92<br>C SI 92<br>B FF 93<br>S FF 93<br>S SL 85<br>2-3<br>K ① | | B FF 96<br>F FF 96<br>B FF 97<br>F SI 97<br>B FF 97<br>X SI 95<br>3-2<br>E1 21 BB 4 HBP 15 BB 3-H ① | X CH 85<br>0-0<br>1-H 2-H 2B | | B FF 90<br>C FF 90<br>D FF 89<br>F FF 90<br>B FF 90<br>C CU 71<br>3-3<br>K ③ | | C FF 94<br>B FF 93<br>B SL 84<br>B FF 94<br>S FF 93<br>X FF 94<br>3-2<br>F8 ③ | | 5 | 1 | 1 | 2 | 0 | 2 | 2 |
| 4 George Springer, R (1, 9)<br>OBP: 0.346, SLG: 0.480 | S SL 86<br>C SL 86<br>B FF 96<br>X SL 87<br>1-2<br>G6-3 ② | | B SL 87<br>C SL 86<br>H SI 96<br>2-1<br>15 BB 21 BB 30 2B 1-2 HBP | S FF 91<br>B FF 91<br>B CU 71<br>C CH 85<br>B SL 85<br>S SL 84<br>3-3<br>K ② | | | S FF 92<br>B CH 84<br>C FF 93<br>B SL 86<br>B CH 84<br>X FF 92<br>3-2<br>F9 ① | | | 3 | 1 | 0 | 0 | 0 | 1 | 1 |
| 21 Jon Singleton, L (1, 3)<br>OBP: 0.308, SLG: 0.543 | C SI 95<br>B CH 88<br>F FF 95<br>B CH 88<br>X SI 96<br>2-2<br>G1-3 ③ | | C SL 85<br>B FF 95<br>S FF 95<br>B SL 87<br>D SL 87<br>D FF 96<br>4-2<br>15 BB 30 2B 1-2 2-3 BB | B SL 82<br>S SL 83<br>S SL 82<br>F SL 80<br>D SL 82<br>F FF 92<br>F SL 82<br>B SL 84<br>S SL 84<br>3-3<br>K ③ | | | B CH 84<br>S CH 83<br>B CH 84<br>B CH 83<br>B FF 92<br>4-1<br>15 WP BB | | | 2 | 1 | 0 | 0 | 2 | 1 | 1 |
| 15 Jason Castro, L (1, 2)<br>OBP: 0.303, SLG: 0.365 | | B FF 93<br>B SI 92<br>C FF 94<br>X FF 93<br>2-1<br>F8 ① | B FF 95<br>B FF 94<br>B FF 96<br>C FF 95<br>S SI 94<br>B FF 95<br>4-2<br>30 2B 1-2 2-3 3-H BB | | C SL 81<br>B FF 90<br>F SL 80<br>B SL 83<br>B FF 92<br>F SL 82<br>X FF 92<br>3-2<br>G5-3 ① | | C FF 91<br>B CH 85<br>1 SAFE<br>1 SAFE<br>B CH 82<br>B FF 91<br>S CH 82<br>B SI 91<br>4-2<br>1-2 BB | | | 2 | 1 | 0 | 1 | 2 | 0 | 0 |
| 30 Matt Dominguez, R (1, 5)<br>OBP: 0.299, SLG: 0.395 | | C FF 95<br>C SL 86<br>X FF 95<br>0-2<br>23 G5-4-3 1B | C SL 87<br>X SL 88<br>0-1<br>1-H 2-H 3-H 2B | | C FF 91<br>X SI 90<br>0-1<br>G6-3 ② | | X FF 93<br>0-0<br>F6 ② | | | 4 | 0 | 2 | 3 | 0 | 0 | 2 |
| 23 Chris Carter, R (1, 10)<br>OBP: 0.286, SLG: 0.451 | | B FF 94<br>B SL 84<br>D FF 94<br>C SI 94<br>X FF 93<br>3-1<br>② ③<br>G5-4-3 1-2f | C FF 96<br>S FF 96<br>B FF 98<br>S SL 88<br>1-3<br>K ③ | | B FF 90<br>X FF 90<br>1-0<br>F9 ③ | | B FF 93<br>F CH 83<br>F CH 84<br>X CH 85<br>1-2<br>F9 ③ | | | 4 | 0 | 0 | 0 | 0 | 1 | 4 |
| 8 Alex Presley, L (1, 7)<br>OBP: 0.291, SLG: 0.333 | | | C FF 93<br>F FF 95<br>F FF 95<br>B FF 96<br>B SI 96<br>F CH 87<br>B FF 94<br>X FF 95<br>3-2<br>G3-1 ① | C SL 84<br>B FF 94<br>B FF 94<br>B FF 93<br>B FF 92<br>4-1<br>9 1B 21 2B BB | | S SL 80<br>C CU 70<br>B SL 81<br>B SL 83<br>F FF 90<br>F SL 82<br>X CU 71<br>2-2<br>G4-3 ① | | C FF 92<br>B FF 93<br>B FF 93<br>F FF 92<br>X CH 84<br>2-2<br>G4-3 ① | | 3 | 1 | 0 | 0 | 1 | 0 | 0 |
| 9 Marwin Gonzalez, S (1, 4)<br>OBP: 0.351, SLG: 0.400 | | | F FF 94<br>F FF 96<br>X FF 96<br>0-2<br>2 WP 21 E 2B | C FF 88<br>1 SAFE<br>1 SAFE<br>B FF 89<br>F CH 82<br>X CH 83<br>1-2<br>21 2B 1-2 1B | | C CU 70<br>B FF 91<br>B CU 71<br>B FF 90<br>X FF 90<br>3-1<br>G5-3 ② | | | C SL 86<br>C FF 93<br>B FF 94<br>F FF 93<br>X FF 93<br>1-2<br>1B | 4 | 2 | 3 | 0 | 0 | 0 | 0 |
| 2 Jonathan Villar, S (1, 6)<br>OBP: 0.256, SLG: 0.339 | | | B SL 85<br>B FF 95<br>S FF 95<br>F FF 94<br>X FF 96<br>2-2<br>L4 2-3 ② | B CU 68<br>L FF 91<br>M SL 83<br>F SL 84<br>S FF 90<br>1-3<br>K ① | | X FF 90<br>0-0<br>1B | | S FF 93<br>S<br>C FF 94<br>0-3<br>K ② | | 4 | 0 | 1 | 0 | 0 | 2 | 4 |
| Inning Stats | R: 0<br>E: 0<br>K: 1<br>S: 9<br>H: 0<br>LOB: 0<br>BB: 0<br>P: 14 | R: 0<br>E: 0<br>K: 0<br>S: 7<br>H: 1<br>LOB: 0<br>BB: 0<br>P: 12 | R: 5<br>E: 1<br>K: 1<br>S: 24<br>H: 2<br>LOB: 1<br>BB: 2<br>P: 43 | R: 2<br>E: 0<br>K: 3<br>S: 18<br>H: 2<br>LOB: 1<br>BB: 1<br>P: 30 | R: 0<br>E: 0<br>K: 0<br>S: 7<br>H: 0<br>LOB: 0<br>BB: 0<br>P: 11 | R: 0<br>E: 0<br>K: 1<br>S: 11<br>H: 1<br>LOB: 1<br>BB: 0<br>P: 19 | R: 0<br>E: 0<br>K: 0<br>S: 10<br>H: 0<br>LOB: 2<br>BB: 2<br>P: 22 | R: 0<br>E: 0<br>K: 1<br>S: 13<br>H: 1<br>LOB: 1<br>BB: 0<br>P: 19 | | 1B: 4<br>2B: 3<br>3B: 0<br>HR: 0<br>SF: 0<br>SAC: 0<br>DP: 1<br>HBP: 1 | | | | | | |

| PITCHER | | IP | WLS | BF | H | R | ER | SO | BB | IBB | HBP | BLK | WP | HR | S | P | ERA | WHIP |
|---|---|---|---|---|---|---|---|---|---|---|---|---|---|---|---|---|---|---|
| 22 Chris Archer, R<br>ERA: 3.4 | (1, 1) | 3.0 | L | 16 | 3 | 6 | 1 | 2 | 3 | 0 | 1 | 0 | 1 | 0 | 41 | 74 | 3.00 | 2.000 |
| 27 Cesár Ramos, L<br>ERA: 4.09 | (4, 1) | 3.0 | | 12 | 3 | 1 | 1 | 4 | 0 | 0 | 0 | 0 | 0 | 0 | 35 | 55 | 3.00 | 1.000 |
| 46 Juan Carlos Oviedo, R<br>ERA: 2.01 | (7, 1) | 1.0 | | 5 | 0 | 0 | 0 | 0 | 2 | 0 | 0 | 0 | 1 | 0 | 10 | 22 | 0.00 | 2.000 |
| 49 Kirby Yates, R<br>ERA: | (8, 1) | 1.0 | | 4 | 1 | 0 | 0 | 1 | 0 | 0 | 0 | 0 | 0 | 0 | 13 | 19 | 0.00 | 1.000 |

| PITCHER | IP | WLS | BF | H | R | ER | SO | BB | IBB | HBP | BLK | WP | HR | S | P | ERA | WHIP |
|---|---|---|---|---|---|---|---|---|---|---|---|---|---|---|---|---|---|

# BOTTOM

# Tampa Bay Rays @ Houston Astros

Minute Maid Park, Houston, TX

Sat Jun 14 2014, 3:11 PM - 6:50 PM CDT

Att. 26,264 - Roof Closed - 73 F

livebaseballscorecards.com

| | |
|---|---|
| AB | 31 |
| R | 7 |
| H | 7 |
| RBI | 6 |
| BB | 5 |
| SO | 7 |
| LOB | 14 |

| | | | |
|---|---|---|---|
| WP: 2 | PA: 37 | | |
| PB: 0 | | | |
| SB: 0 | | | |
| CS: 0 | | | |

# TOP

## Tampa Bay Rays @ Houston Astros

Minute Maid Park, Houston, TX

Sun Jun 15 2014, 1:15 PM - 5:16 PM CDT

Att. 25,526 - Roof Closed - 73 F

livebaseballscorecards.com

| Batter | 1 | 2 | 3 | 4 | 5 | 6 | 7 | 8 | 9 | AB | R | H | RBI | BB | SO | LOB |
|---|---|---|---|---|---|---|---|---|---|---|---|---|---|---|---|---|
| 8 Desmond Jennings, R (1, 8)<br>OBP: 0.325, SLG: 0.369 | B FF 89<br>F FF 91<br>C ST 82<br>B KC 76<br>F FF 92<br>F ST 84<br>F FF 91<br>B CH 80<br>X FF 91<br>3-2<br>F8 ① | B ST 84<br>B FF 93<br>C FF 92<br>B FF 93<br>S FF 92<br>F FF 93<br>F FF 93<br>F FF 93<br>S ST 84<br>3-3<br>K ③ | | L KC 78<br>F ST 85<br>X ST 82<br>0-2<br>G4-3 ③ | | F SI 92<br>B FF 92<br>B FF 93<br>F FC 90<br>B SI 92<br>X FC 90<br>3-2<br>FC6-4 ②<br>1-2f<br>3-H | | X FC 89<br>0-0<br>SH2-4 ①<br>1-2<br>2-3 | | 4 | 0 | 0 | 1 | 0 | 1 | 5 |
| 39 Kevin Kiermaier, L (1, 9)<br>OBP: 0.391, SLG: 0.651 | F FF 92<br>B ST 84<br>C ST 84<br>S KC 78<br>1-3<br>K ② | | C FF 91<br>B FF 91<br>F ST 84<br>B KC 77<br>B FF 92<br>X FF 92<br>3-2<br>P5 ① | | X SI 89<br>0-0<br>G4-3 ① | F SI 91<br>X FF 91<br>0-1<br>F8 ③ | | C SL 81<br>P PO 84<br>X SL 80<br>1-1<br>FC4-2 ②<br>2-3<br>3-H | | 5 | 0 | 0 | 0 | 0 | 1 | 3 |
| 3 Evan Longoria, R (1, 5)<br>OBP: 0.331, SLG: 0.397 | F FF 92<br>F FF 91<br>B KC 78<br>B FF 92<br>B ST 84<br>F FF 93<br>F FF 93<br>X ST 83<br>3-2<br>F8 ③ | | B FF 91<br>C FF 92<br>B FF 93<br>B FF 92<br>C FF 92<br>B FF 93<br>4-2<br>21<br>F8<br>BB | | C SI 89<br>F CH 84<br>B FC 85<br>B FC 83<br>X SI 90<br>2-2<br>2B | | X FF 92<br>0-0<br>G5-3 ① | S SL 85<br>S CH 83<br>F CH 84<br>C SL 87<br>0-3<br>K ③ | | 4 | 0 | 1 | 0 | 1 | 1 | 2 |
| 21 James Loney, L (1, 3)<br>OBP: 0.340, SLG: 0.378 | | F FF 92<br>X ST 83<br>0-1<br>18<br>1B<br>11<br>BB<br>1B | C FF 92<br>X CH 79<br>0-1<br>F8 ②<br>1-2 | | D SI 90<br>S FC 85<br>X SI 90<br>1-1<br>F9 ② | | X FF 91<br>0-0<br>F8 ② | | C SL 79<br>C CH 79<br>X SL 81<br>0-2<br>F7 ① | 5 | 1 | 1 | 0 | 0 | 0 | 2 |
| 18 Ben Zobrist, S (1, 4)<br>OBP: 0.336, SLG: 0.388 (9, 7) | | F CH 80<br>B FF 92<br>X FF 92<br>1-1<br>11<br>BB<br>7<br>BB<br>1-3<br>1B | B KC 76<br>B FF 92<br>X CH 80<br>2-0<br>G5-3 ③ | | D FC 84<br>D CH 85<br>D FC 85<br>I IN 70<br>4-0<br>IBB | | C FF 92<br>C CH 85<br>B CU 78<br>F SI 93<br>X FC 90<br>1-2<br>1B | | C FF 91<br>X SL 80<br>0-1<br>1B | 4 | 0 | 3 | 0 | 1 | 0 | 1 |
| 7 David DeJesus, L (1, 10)<br>OBP: 0.358, SLG: 0.429<br>11 Logan Forsythe, R (9, PH)<br>OBP: 0.233, SLG: 0.229 (9, 10) | | B KC 77<br>S FF 92<br>D KC 78<br>B FF 91<br>B FF 92<br>4-1<br>11<br>BB<br>1-2<br>BB | B KC 75<br>B FF 91<br>F FF 92<br>B FF 93<br>B FF 93<br>4-1<br>20<br>WP<br>11<br>2B<br>BB | S FC 84<br>S FC 84<br>D FC 86<br>X FC 87<br>1-2<br>P6 ③ | | C CH 84<br>1 SAFE<br>F SI 91<br>C FC 88<br>0-3<br>K ③ | | C FF 90<br>S FF 91<br>B FF 91<br>S SL 82<br>1-3<br>K ② | 2<br>1 | 1<br>0 | 0<br>0 | 0<br>0 | 2<br>0 | 1<br>1 | 3<br>1 |
| 20 Matt Joyce, L (1, 7)<br>OBP: 0.354, SLG: 0.385<br>1 Sean Rodríguez, R (9, PH)<br>OBP: 0.267, SLG: 0.485 (9, 4) | | F FF 92<br>B KC 78<br>X FF 93<br>1-1<br>F5 ① | C FF 91<br>C CH 79<br>B KC 77<br>F CH 78<br>X FF 91<br>1-2<br>L5 ①<br>1-2 | | X SI 92<br>0-0<br>F8 ① | B FF 91<br>F CH 84<br>B FC 90<br>S CH 85<br>B FC 88<br>X SI 93<br>3-2<br>11<br>HBP<br>19<br>1B<br>1B | | C SL 84<br>F FF 94<br>S SL 86<br>0-3<br>K ③ | 4<br>1 | 1<br>0 | 1<br>0 | 0<br>0 | 0<br>0 | 0<br>1 | 4<br>1 |
| 11 Yunel Escobar, R (1, 6)<br>OBP: 0.328, SLG: 0.330 | | B ST 85<br>C ST 85<br>D KC 78<br>B FF 91<br>B ST 84<br>4-1<br>1-2<br>2-3<br>3-H<br>BB | B FF 93<br>B ST 84<br>C FF 92<br>X FF 92<br>2-1<br>28<br>G6-3<br>2-H<br>2B | | F FF 92<br>F FC 89<br>B FF 94<br>F FC 92<br>X SI 93<br>1-2<br>28<br>1B<br>8<br>FC6-4<br>1B | | 1 SAFE<br>F FF 90<br>1 SAFE<br>H SI 91<br>1-1<br>8<br>SH2-4<br>19<br>1B<br>39<br>FC4-2<br>1-2<br>HBP | | 2 | 1 | 2 | 2 | 1 | 0 | 0 |
| 28 José Molina, R (1, 2)<br>OBP: 0.189, SLG: 0.141<br>19 Jerry Sands, R (8, PH)<br>OBP: 0.273, SLG: 0.200<br>24 Ryan Hanigan, R (8, 2)<br>OBP: 0.302, SLG: 0.331 | | C FF 92<br>F FF 94<br>B FF 92<br>S ST 83<br>1-3<br>K ② | C FF 90<br>B ST 82<br>S FF 92<br>F FF 91<br>X FF 92<br>1-2<br>G6-3 ②<br>2-3 | | F SI 91<br>P PO 85<br>1 SAFE<br>X FC 89<br>1-1<br>8<br>FC6-4<br>1-3<br>1B | | B SI 92<br>F FC 91<br>D FC 90<br>F FC 89<br>D FC 90<br>X SI 92<br>3-2<br>39<br>FC4-2<br>8<br>SH2-4<br>1-2<br>2-H<br>1B | | 3<br>1<br>0 | 0<br>0<br>0 | 1<br>1<br>0 | 0<br>1<br>0 | 0<br>0<br>0 | 1<br>0<br>0 | 4<br>0<br>0 |
| Inning Stats | R: 0<br>E: 0<br>K: 1<br>S: 14<br>H: 0<br>LOB: 0<br>BB: 0<br>P: 21 | R: 1<br>E: 0<br>K: 2<br>S: 17<br>H: 2<br>LOB: 3<br>BB: 2<br>P: 31 | R: 0<br>E: 0<br>K: 0<br>S: 8<br>H: 0<br>LOB: 1<br>BB: 1<br>P: 17 | R: 1<br>E: 0<br>K: 0<br>S: 14<br>H: 1<br>LOB: 1<br>BB: 1<br>P: 22 | R: 0<br>E: 0<br>K: 0<br>S: 9<br>H: 1<br>LOB: 2<br>BB: 1<br>P: 17 | R: 1<br>E: 0<br>K: 0<br>S: 13<br>H: 2<br>LOB: 1<br>BB: 0<br>P: 17 | R: 0<br>E: 0<br>K: 1<br>S: 9<br>H: 1<br>LOB: 1<br>BB: 0<br>P: 10 | R: 1<br>E: 0<br>K: 1<br>S: 15<br>H: 2<br>LOB: 2<br>BB: 0<br>P: 22 | R: 0<br>E: 0<br>K: 2<br>S: 11<br>H: 1<br>LOB: 1<br>BB: 0<br>P: 12 | 1B: 8<br>2B: 2<br>3B: 0<br>HR: 0<br>SF: 0<br>SAC: 1<br>DP: 0<br>HBP: 1 | | | | | | |

| | AB | 36 |
|---|---|---|
| | R | 4 |
| | H | 10 |
| | RBI | 4 |
| | BB | 5 |
| | SO | 7 |
| | LOB | 26 |

WP: 1 PB: 0 SB: 0 CS: 0 PA: 43

| PITCHER | | IP | WLS | BF | H | R | ER | SO | BB | IBB | HBP | BLK | WP | HR | S | P | ERA | WHIP |
|---|---|---|---|---|---|---|---|---|---|---|---|---|---|---|---|---|---|---|
| 41 Brad Peacock, R<br>ERA: 4.5 | (1, 1) | 4.0 | | 19 | 3 | 2 | 2 | 3 | 4 | 0 | 0 | 0 | 1 | 0 | 53 | 91 | 4.50 | 1.750 |
| 38 Darin Downs, L<br>ERA: 1.06 | (5, 1) | 1.1 | | 6 | 1 | 0 | 0 | 0 | 0 | 1 | 0 | 0 | 0 | 0 | 10 | 18 | 0.00 | 0.750 |
| 36 Jerome Williams, R<br>ERA: 5.49 | (6, 1) | 2.0 | L | 12 | 5 | 2 | 2 | 1 | 0 | 0 | 1 | 0 | 0 | 0 | 29 | 41 | 9.00 | 2.500 |
| 29 Tony Sipp, L<br>ERA: 2.25 | (8, 1) | 1.0 | | 4 | 1 | 0 | 0 | 1 | 0 | 0 | 0 | 0 | 0 | 0 | 11 | 12 | 0.00 | 1.000 |
| 61 Josh Zeid, R<br>ERA: 2.61 | (8, 1) | 0.1 | | 1 | 0 | 0 | 0 | 1 | 0 | 0 | 0 | 0 | 0 | 0 | 4 | 4 | 0.00 | 0.000 |

| PITCHER | | IP | WLS | BF | H | R | ER | SO | BB | IBB | HBP | BLK | WP | HR | S | P | ERA | WHIP |
|---|---|---|---|---|---|---|---|---|---|---|---|---|---|---|---|---|---|---|
| 29 Tony Sipp, L<br>ERA: 2.25 | (9, 1) | 1.0 | | 4 | 1 | 0 | 0 | 1 | 0 | 0 | 0 | 0 | 0 | 0 | 11 | 12 | 0.00 | 1.000 |
| 44 Kyle Farnsworth, R<br>ERA: 4.44 | (9, 1) | 0.1 | | 1 | 0 | 0 | 0 | 1 | 0 | 0 | 0 | 0 | 0 | 0 | 3 | 3 | 0.00 | 0.000 |

# BOTTOM

## Tampa Bay Rays @ Houston Astros

Minute Maid Park, Houston, TX

Sun Jun 15 2014, 1:15 PM - 5:16 PM CDT

Att. 25,526 - Roof Closed - 73 F

livebaseballscorecards.com

| Batter | 1 | 2 | 3 | 4 | 5 | 6 | 7 | 8 | 9 | AB | R | H | RBI | BB | SO | LOB |
|---|---|---|---|---|---|---|---|---|---|---|---|---|---|---|---|---|
| 21 Dexter Fowler, S (1, 8)<br>OBP: 0.389, SLG: 0.412 | C SI 91<br>C KC 78<br>F FC 86<br>B FC 89<br>X KC 79<br>1-2<br>HR | | X CH 85<br>0-0<br>14<br>1B<br>2B | | B SI 93<br>X SI 92<br>1-0 ②<br>B3 | | | F FF 93<br>B SI 93<br>X SI 94<br>1-1 ②<br>G4-3 | | 4 | 2 | 2 | 1 | 0 | 0 | 1 |
| 4 George Springer, R (1, 9)<br>OBP: 0.341, SLG: 0.470 | S SI 93<br>C FF 95<br>S SI 95<br>0-3 ①<br>K | | S SI 94<br>S SI 94<br>T SI 96<br>0-2 ②<br>K | | C CH 85<br>1 SAFE<br>C SI 94<br>1 SAFE<br>B SI 95<br>D SI 90<br>B SI 95<br>C SI 95<br>3-3 ③<br>K<br>1-3 | | | S SI 94<br>F SI 94<br>S SI 95<br>0-3 ③<br>K | | 4 | 0 | 0 | 0 | 0 | 4 | 2 |
| 14 Jesus Guzman, R (1, 3)<br>OBP: 0.287, SLG: 0.284 | F SI 94<br>B FF 94<br>C KC 80<br>X SI 94<br>1-2 ②<br>F9 | | C FC 88<br>X FC 89<br>0-1<br>2-H<br>1B | | | C CH 83<br>C KC 75<br>X SI 92<br>0-2 ①<br>G6-3 | | | S FF 96<br>B SI 96<br>F FF 96<br>X FF 98<br>1-2 ①<br>F9 | 4 | 0 | 1 | 1 | 0 | 0 | 0 |
| 30 Matt Dominguez, R (1, 5)<br>OBP: 0.302, SLG: 0.408 | B CH 87<br>C SI 94<br>T SI 94<br>B FC 88<br>B SI 95<br>F FC 87<br>X SI 94<br>3-2<br>HR | | B SI 94<br>X CH 86<br>1-0 ③<br>G1-3 | | | C SI 93<br>B SI 93<br>F CH 84<br>F SI 94<br>B FC 88<br>B SI 94<br>C FC 88<br>3-3 ②<br>K | | | B FF 97<br>F SI 97<br>C FF 98<br>B FF 99<br>B FF 97<br>X FF 97<br>3-2<br>27<br>FC4<br>1B | 4 | 1 | 2 | 1 | 0 | 1 | 1 |
| 23 Chris Carter, R (1, 10)<br>OBP: 0.282, SLG: 0.444<br>29 Tony Sipp, L (8, 7)<br>(9, 1)<br>44 Kyle Farnsworth, R (9, 1)<br>27 Jose Altuve, R (9, PH)<br>OBP: 0.359, SLG: 0.428 | B SI 94<br>X CH 86<br>1-0 ③<br>F8 | | | C FF 93<br>X SI 93<br>0-1 ①<br>G4-3 | | S KC 79<br>S SI 94<br>C SI 96<br>0-3 ③<br>K | | | X SI 98<br>0-0 ②<br>FC4<br>1-2f | 3<br>0<br>0<br>1 | 0<br>0<br>0<br>0 | 0<br>0<br>0<br>0 | 0<br>0<br>0<br>0 | 0<br>0<br>0<br>0 | 1<br>0<br>0<br>0 | 0<br>0<br>0<br>1 |
| 19 Robbie Grossman, S (1, 7)<br>OBP: 0.297, SLG: 0.297<br>61 Josh Zeid, R (8, 1)<br>8 Alex Presley, L (9, 7)<br>OBP: 0.291, SLG: 0.333<br>21 Jon Singleton, L (9, PH)<br>OBP: 0.302, SLG: 0.532 | | C SI 91<br>B SI 91<br>C CH 84<br>B FC 88<br>C FC 87<br>2-3 ①<br>K | | B SI 93<br>X CH 85<br>1-0 ②<br>P3 | | | B KC 74<br>C CH 83<br>X FC 86<br>1-1 ①<br>G4-3 | | C SI 98<br>B SI 99<br>C SI 98<br>S SI 100<br>1-3 ③<br>K | 3<br>0<br>0<br>1 | 0<br>0<br>0<br>0 | 0<br>0<br>0<br>0 | 0<br>0<br>0<br>1 | 1<br>0<br>0<br>1 | 0<br>0<br>0<br>0 | 0<br>0<br>0<br>1 |
| 22 Carlos Corporán, S (1, 2)<br>OBP: 0.277, SLG: 0.432 | | C SI 93<br>S FF 94<br>B FC 88<br>B FC 88<br>F SI 95<br>B FC 88<br>F FC 88<br>S CH 87<br>3-3 ②<br>K | | S SI 94<br>F SI 95<br>B SI 94<br>B SI 95<br>F CH 87<br>B FC 88<br>F CH 86<br>S SI 95<br>3-3 ③<br>K2-3 | | | S SI 94<br>B FF 94<br>C CH 85<br>B SI 96<br>S FC 87<br>2-3 ②<br>K | | | 3 | 0 | 0 | 0 | 0 | 3 | 0 |
| 9 Marwin Gonzalez, S (1, 4)<br>OBP: 0.340, SLG: 0.386 | | C CH 86<br>B KC 78<br>S CH 86<br>X FC 89<br>1-2 ③<br>L8 | | | C SI 93<br>B KC 78<br>C CH 85<br>X CH 85<br>1-2 ①<br>G6-3 | | B CH 85<br>B SI 94<br>C SI 94<br>C SI 94<br>F SI 96<br>F SI 94<br>B CH 86<br>X FC 88<br>3-2 ③<br>G3 | | | 3 | 0 | 0 | 0 | 0 | 0 | 0 |
| 2 Jonathan Villar, S (1, 6)<br>OBP: 0.257, SLG: 0.338 | | | F CH 85<br>B FF 92<br>B FC 86<br>C CH 85<br>X SI 94<br>2-2 ①<br>F9 | | X CH 85<br>0-0<br>4<br>S<br>1B | | | C FF 91<br>T FC 85<br>B SI 93<br>B FF 93<br>X SI 94<br>2-2 ①<br>G3-1 | | 3 | 0 | 1 | 0 | 0 | 0 | 0 |
| Inning Stats | R: 2<br>E: 0<br>K: 1<br>S: 15<br>H: 2<br>LOB: 0<br>BB: 0<br>P: 21 | R: 0<br>E: 0<br>K: 2<br>S: 11<br>H: 0<br>LOB: 0<br>BB: 0<br>P: 17 | R: 1<br>E: 0<br>K: 1<br>S: 10<br>H: 2<br>LOB: 1<br>BB: 0<br>P: 13 | R: 0<br>E: 0<br>K: 1<br>S: 8<br>H: 0<br>LOB: 0<br>BB: 0<br>P: 12 | R: 0<br>E: 0<br>K: 1<br>S: 8<br>H: 1<br>LOB: 1<br>BB: 0<br>P: 13 | R: 0<br>E: 0<br>K: 2<br>S: 10<br>H: 0<br>LOB: 0<br>BB: 0<br>P: 13 | R: 0<br>E: 0<br>K: 1<br>S: 10<br>H: 0<br>LOB: 0<br>BB: 0<br>P: 16 | R: 0<br>E: 0<br>K: 1<br>S: 8<br>H: 0<br>LOB: 0<br>BB: 0<br>P: 11 | R: 0<br>E: 0<br>K: 1<br>S: 10<br>H: 1<br>LOB: 1<br>BB: 0<br>P: 15 | 1B: 3<br>2B: 1<br>3B: 0<br>HR: 2<br>SF: 0<br>SAC: 0<br>DP: 0<br>HBP: 0 | | | | | | |

| | AB | 33 |
|---|---|---|
| | R | 3 |
| | H | 6 |
| | RBI | 3 |
| | BB | 0 |
| | SO | 11 |
| | LOB | 6 |

WP: 0 PB: 0 SB: 2 CS: 0 PA: 33

| PITCHER | IP | WLS | BF | H | R | ER | SO | BB | IBB | HBP | BLK | WP | HR | S | P | ERA | WHIP |
|---|---|---|---|---|---|---|---|---|---|---|---|---|---|---|---|---|---|
| 14 David Price, L (1, 1)<br>ERA: 3.93 | 8.0 | W | 29 | 5 | 3 | 3 | 10 | 0 | 0 | 0 | 0 | 0 | 2 | 80 | 116 | 3.38 | 0.625 |
| 57 Jake McGee, L (9, 1)<br>ERA: 1.47 | 1.0 | S | 4 | 1 | 0 | 0 | 1 | 0 | 0 | 0 | 0 | 0 | 0 | 10 | 15 | 0.00 | 1.000 |

| PITCHER | IP | WLS | BF | H | R | ER | SO | BB | IBB | HBP | BLK | WP | HR | S | P | ERA | WHIP |
|---|---|---|---|---|---|---|---|---|---|---|---|---|---|---|---|---|---|

| Batter | 1 | 2 | 3 | 4 | 5 | 6 | 7 | 8 | 9 | AB | R | H | RBI | BB | SO | LOB |
|---|---|---|---|---|---|---|---|---|---|---|---|---|---|---|---|---|
| 21 Nick Markakis, L (1, 9)<br>OBP: 0.360, SLG: 0.415 | S FF 90<br>X FS 85<br>0-1<br>G3-1 | | B CU 69<br>B FS 82<br>B FS 83<br>B FF 90<br>4-0<br>BB | | | B CU 69<br>C FF 90<br>B SI 90<br>B SI 90<br>S FF 90<br>X SI 91<br>3-2<br>10 HR<br>2B | | X FF 91<br>0-0<br>19 BB<br>13 1B<br>23 1B<br>1B | C CH 82<br>C FF 92<br>F CH 85<br>B CH 85<br>B CH 83<br>X CH 82<br>2-2<br>P5 | 4 | 2 | 2 | 0 | 1 | 0 | 0 |
| 13 Manny Machado, R (1, 5)<br>OBP: 0.287, SLG: 0.341 | C SL 82<br>B FF 90<br>B FF 91<br>B FF 91<br>S FF 91<br>F FF 92<br>F FF 91<br>F FF 91<br>F FF 92<br>3-3<br>S FF 91<br>K | | S FF 88<br>F SL 82<br>B FF 90<br>F FF 89<br>F SI 90<br>X FS 82<br>1-2<br>L4 | | | B SI 91<br>B FF 90<br>X FF 89<br>2-0<br>F7 | | B SL 84<br>F FF 92<br>X SL 84<br>1-1<br>23 1B<br>19 BB<br>1-2<br>1B | B FF 92<br>X FF 91<br>1-0<br>P6 | 5 | 0 | 1 | 0 | 0 | 1 | 2 |
| 10 Adam Jones, R (1, 8)<br>OBP: 0.315, SLG: 0.488 | S SL 82<br>X FF 89<br>0-1<br>P3 | | C SL 82<br>B FF 90<br>B FF 88<br>B FF 90<br>S FF 89<br>X FF 91<br>3-2<br>P3 | | | S FF 91<br>F FF 91<br>X FF 91<br>1-2<br>2-H<br>HR | | B SL 83<br>B SL 84<br>B FF 90<br>C FF 92<br>F SL 85<br>F SL 83<br>X FF 92<br>3-2<br>F9 | | 4 | 1 | 1 | 2 | 0 | 0 | 3 |
| 19 Chris Davis, L (1, 3)<br>OBP: 0.336, SLG: 0.434 | | C FS 83<br>B FF 90<br>C FF 89<br>B FF 90<br>C FS 83<br>2-3<br>K | X FS 82<br>0-0<br>L3 | | | B FF 92<br>T FF 92<br>S FF 94<br>F FF 93<br>S FF 94<br>1-3<br>K | | B FF 96<br>C FF 97<br>B SI 98<br>B SI 97<br>B FF 95<br>4-1<br>23 1B<br>1-2<br>2-3<br>BB | | 3 | 0 | 0 | 0 | 1 | 2 | 0 |
| 23 Nelson Cruz, R (1, 10)<br>OBP: 0.374, SLG: 0.605 | | S CU 69<br>X FF 88<br>0-1<br>P5 | B FF 88<br>C FF 90<br>F FF 89<br>F FF 90<br>F FF 90<br>B SL 84<br>B FF 90<br>S FF 90<br>3-3<br>K | | | X FF 94<br>0-0<br>G6-3 | | C FF 95<br>X SI 98<br>0-1<br>28 FC6-4<br>1-2<br>2-3<br>3-H<br>1B | | 4 | 0 | 1 | 1 | 0 | 1 | 0 |
| 2 J.J. Hardy, R (1, 6)<br>OBP: 0.316, SLG: 0.358 | | B SL 80<br>B FF 90<br>C FF 91<br>B FF 90<br>X FF 90<br>3-1<br>9 BB<br>1B | C FF 90<br>C FF 90<br>B FF 90<br>X FF 90<br>1-2<br>F8 | | | C FF 89<br>B FF 90<br>B FF 89<br>X FF 90<br>2-1<br>9 SH3-4<br>1B | | C SI 97<br>T FF 98<br>F FF 98<br>B FF 98<br>F SI 98<br>S SI 97<br>1-3<br>K | | 4 | 0 | 2 | 0 | 0 | 1 | 3 |
| 9 David Lough, L (1, 7)<br>OBP: 0.262, SLG: 0.282<br>28 Steve Pearce, R (8, PH)<br>OBP: 0.346, SLG: 0.490<br>(8, 7) | | B FF 90<br>C FF 90<br>F FF 90<br>F FS 84<br>F FF 90<br>B FF 91<br>F FF 89<br>B FS 85<br>F FF 90<br>4-2<br>F FF 90<br>B FF 90<br>1-2<br>BB | | | F FF 90<br>C CU 69<br>S FS 82<br>0-3<br>K | F CU 76<br>1 SAFE<br>X FS 78<br>0-1<br>SH3-4<br>1-2 | | F SI 98<br>B FF 98<br>B SI 97<br>F SI 97<br>X FF 98<br>2-2<br>FC6-4<br>1-2f | | 1 | 0 | 0 | 0 | 1 | 1 | 0 |
| | | | | | | | | | | 1 | 0 | 0 | 0 | 0 | 0 | 3 |
| 3 Ryan Flaherty, L (1, 4)<br>OBP: 0.288, SLG: 0.316 | | F FF 91<br>B FF 90<br>B FF 88<br>S FF 90<br>1 SAFE<br>S FF 90<br>2-3<br>K | | | X FS 82<br>0-0<br>G1-3 | | L FF 90<br>D FS 83<br>B FS 82<br>C FF 90<br>D FF 91<br>S FS 81<br>3-3<br>K | | B FF 90<br>S FF 90<br>X CH 83<br>1-1<br>G6-3 | 4 | 0 | 0 | 0 | 0 | 2 | 3 |
| 36 Caleb Joseph, R (1, 2)<br>OBP: 0.231, SLG: 0.158<br>27 Delmon Young, R (9, PH)<br>OBP: 0.324, SLG: 0.429 | | | C FF 89<br>B SL 83<br>X FF 88<br>1-1<br>F8 | | C FF 90<br>X FF 90<br>0-1<br>F8 | | B CU 78<br>B CU 78<br>C FF 90<br>F FF 90<br>S FS 81<br>2-3<br>K | | C FF 92<br>B SL 83<br>C FF 91<br>B CH 83<br>B FF 92<br>X FF 90<br>3-2<br>HR | 3 | 0 | 0 | 0 | 0 | 1 | 1 |
| | | | | | | | | | | 1 | 1 | 1 | 1 | 0 | 0 | 0 |

| Inning Stats | | | | | | | | | | | | | | | | | | | | | | | | | | | | | | | | | |
|---|---|---|---|---|---|---|---|---|---|---|---|---|---|---|---|---|---|---|---|---|---|---|---|---|---|---|---|---|---|---|---|---|---|
| | R: 0 | H: 0 | | R: 0 | H: 1 | | R: 0 | H: 0 | | R: 0 | H: 0 | | R: 0 | H: 0 | | R: 2 | H: 2 | | R: 0 | H: 1 | | R: 1 | H: 3 | | R: 1 | H: 1 | | 1B: 5 | SF: 0 | | WP: 0 | PA: 38 | |
| | E: 0 | LOB: 0 | | E: 0 | LOB: 2 | | E: 0 | LOB: 1 | | E: 0 | LOB: 0 | | E: 0 | LOB: 0 | | E: 0 | LOB: 0 | | E: 0 | LOB: 1 | | E: 0 | LOB: 3 | | E: 0 | LOB: 0 | | 2B: 1 | SAC: 1 | | PB: 0 | | |
| | K: 1 | BB: 0 | | K: 2 | BB: 1 | | K: 0 | BB: 1 | | K: 1 | BB: 0 | | K: 1 | BB: 0 | | S: 12 | P: 19 | | K: 2 | BB: 0 | | K: 1 | BB: 1 | | K: 0 | BB: 0 | | 3B: 0 | DP: 0 | | SB: 0 | | |
| | S: 11 | P: 14 | | S: 17 | P: 28 | | S: 10 | P: 19 | | S: 9 | P: 13 | | S: 6 | P: 6 | | | | | S: 10 | P: 17 | | S: 18 | P: 29 | | S: 10 | P: 17 | | HR: 2 | HBP: 0 | | CS: 0 | | |

| PITCHER | | IP | WLS | BF | H | R | ER | SO | BB | IBB | HBP | BLK | WP | HR | S | P | ERA | WHIP |
|---|---|---|---|---|---|---|---|---|---|---|---|---|---|---|---|---|---|---|
| 23 Jake Odorizzi, R<br>ERA: 4.73 | (1, 1) | 5.1 | | 21 | 3 | 2 | 2 | 5 | 2 | 0 | 0 | 0 | 0 | 1 | 60 | 93 | 3.38 | 0.938 |
| 26 Brad Boxberger, R<br>ERA: 2.35 | (6, 1) | 0.2 | H | 2 | 0 | 0 | 0 | 1 | 0 | 0 | 0 | 0 | 0 | 0 | 5 | 6 | 0.00 | 0.000 |
| 62 Joel Peralta, R<br>ERA: 3.82 | (7, 1) | 1.0 | H | 4 | 1 | 0 | 0 | 2 | 0 | 0 | 0 | 0 | 0 | 0 | 10 | 17 | 0.00 | 1.000 |
| 50 Grant Balfour, R<br>ERA: 6.15 | (8, 1) | 0.1 | H | 3 | 2 | 1 | 1 | 0 | 0 | 0 | 0 | 0 | 0 | 0 | 7 | 11 | 27.00 | 6.000 |
| 57 Jake McGee, L<br>ERA: 1.44 | (8, 1) | 0.2 | W | 4 | 1 | 0 | 0 | 1 | 1 | 0 | 0 | 0 | 0 | 0 | 11 | 18 | 0.00 | 3.000 |

| PITCHER | | IP | WLS | BF | H | R | ER | SO | BB | IBB | HBP | BLK | WP | HR | S | P | ERA | WHIP |
|---|---|---|---|---|---|---|---|---|---|---|---|---|---|---|---|---|---|---|
| 46 Juan Carlos Oviedo, R<br>ERA: 2.31 | (9, 1) | 1.0 | S | 4 | 1 | 1 | 1 | 0 | 0 | 0 | 0 | 0 | 0 | 1 | 10 | 17 | 9.00 | 1.000 |

# TOP

# Baltimore Orioles @ Tampa Bay Rays

Tropicana Field, St. Petersburg, FL

Mon Jun 16 2014, 7:12 PM - 10:32 PM EDT

Att. 10,576 - Dome - 72 F

livebaseballscorecards.com

| | |
|---|---|
| AB | 34 |
| R | 4 |
| H | 8 |
| RBI | 4 |
| BB | 3 |
| SO | 9 |
| LOB | 15 |

# Baltimore Orioles @ Tampa Bay Rays

Tropicana Field, St. Petersburg, FL

Mon Jun 16 2014, 7:12 PM - 10:32 PM EDT

Att. 10,576 - Dome - 72 F

BOTTOM

livebaseballscorecards.com

| Batter | 1 | 2 | 3 | 4 | 5 | 6 | 7 | 8 | 9 | AB | R | H | RBI | BB | SO | LOB |
|---|---|---|---|---|---|---|---|---|---|---|---|---|---|---|---|---|
| 8 Desmond Jennings, R (1, 8)<br>OBP: 0.327, SLG: 0.375 | F SI 92<br>B SI 91<br>F SI 92<br>F SI 93<br>B SL 82<br>B CH 82<br>F SI 92<br>X FF 92<br>3-2 ① G6-3 | | B CU 72<br>C SL 78<br>F FF 90<br>X SL 79<br>1-2 ① F8 | | B SI 91<br>B CH 83<br>B SI 91<br>C SI 91<br>X SI 91<br>3-1 3 F7 2B | | C SI 85<br>X SI 87<br>0-1 1B | | | 4 | 0 | 2 | 0 | 0 | 0 | 0 |
| 11 Yunel Escobar, R (1, 6)<br>OBP: 0.327, SLG: 0.342 | C SI 91<br>B FF 92<br>B SL 80<br>X SI 92<br>2-1 HR | | B SI 90<br>C CU 78<br>B CH 83<br>X FF 90<br>2-1 ② F9 | | X CH 84<br>0-0 ① G6-3 | | 1 SAFE<br>X SL 80<br>0-0 ③ F8 | | | 4 | 1 | 1 | 1 | 0 | 0 | 2 |
| 3 Evan Longoria, R (1, 5)<br>OBP: 0.337, SLG: 0.401 | F SI 92<br>X FF 92<br>0-1 2B | | B FF 91<br>C CH 83<br>F SI 91<br>B SI 91<br>F SL 79<br>B SI 92<br>B CH 81<br>4-2 BB | | F SI 90<br>C SL 81<br>F SL 81<br>X SI 92<br>0-2 ② F7<br>2-3 | | | C SI 87<br>B FF 87<br>B SL 79<br>B SL 80<br>B SL 80<br>4-1 19 HR BB | | 2 | 1 | 1 | 0 | 2 | 0 | 1 |
| 18 Ben Zobrist, S (1, 7)<br>OBP: 0.331, SLG: 0.381 | F SI 92<br>F CH 82<br>C FF 92<br>0-3 ② K | | X SI 90<br>0-0 ③ F7 | | C CU 72<br>X SI 91<br>0-1 ③ F9 | | | S SI 87<br>L SI 87<br>S SI 87<br>0-3 ① K | | 4 | 0 | 0 | 0 | 0 | 2 | 4 |
| 21 James Loney, L (1, 10)<br>(9, 3)<br>OBP: 0.339, SLG: 0.380 | B FF 92<br>X SL 80<br>1-0 ③ P2 | | | B SL 80<br>F FF 91<br>B FF 91<br>B FF 92<br>F SI 92<br>X SI 91<br>3-2 1 SH5-3 24 HR 2B | | C CU 71<br>X SI 91<br>0-1 ① L4 | | B SI 87<br>B SI 86<br>C SI 87<br>X SL 80<br>2-1 ② F8 | | 4 | 1 | 1 | 0 | 0 | 0 | 2 |
| 1 Sean Rodríguez, R (1, 3)<br>OBP: 0.262, SLG: 0.475<br>7 David DeJesus, L (8, PH)<br>OBP: 0.358, SLG: 0.429<br>19 Jerry Sands, R (8, PH)<br>OBP: 0.333, SLG: 0.545<br>46 Juan Carlos Oviedo, R (9, 1) | | B SI 91<br>S CH 83<br>X SI 91<br>1-1 ① F7 | | L CH 81<br>X SI 90<br>0-1 ① SH5-3<br>2-3 | F CU 72<br>F SI 91<br>B CU 71<br>C CH 81<br>1-3 ② K | | | B SI 90<br>B FF 91<br>X FF 91<br>2-0 1-H HR | | 2<br>0<br>1<br>0 | 0<br>0<br>1<br>0 | 0<br>0<br>1<br>0 | 0<br>0<br>2<br>0 | 1<br>0<br>0<br>0 | 0<br>0<br>0<br>0 | 0<br>0<br>0<br>0 |
| 11 Logan Forsythe, R (1, 4)<br>OBP: 0.241, SLG: 0.238 | | B SI 91<br>C FF 91<br>B FF 92<br>F SI 92<br>F FF 92<br>X SL 81<br>2-2 1B | | C SI 91<br>X SI 91<br>0-1 ② F8 | B SI 90<br>C SI 91<br>X CH 83<br>1-1 ③ F9 | | | C CU 78<br>X SI 90<br>0-1 24 BB 1B | | 4 | 0 | 2 | 0 | 0 | 0 | 1 |
| 24 Ryan Hanigan, R (1, 2)<br>OBP: 0.308, SLG: 0.354 | | S SI 91<br>F SI 91<br>B FF 92<br>F SL 80<br>F SI 91<br>F SI 92<br>X SI 91<br>1-2 ② F8 | | C SI 90<br>B SI 91<br>B CH 81<br>T CH 82<br>F SI 90<br>B SL 82<br>X SL 80<br>3-2 3-H HR | | | C CH 81<br>B SI 91<br>F SI 90<br>X FF 93<br>1-2 ① F7 | B SI 90<br>D CH 83<br>B FF 91<br>B FF 90<br>4-0 1-2 BB | | 3 | 1 | 1 | 2 | 1 | 0 | 1 |
| 39 Kevin Kiermaier, L (1, 9)<br>OBP: 0.370, SLG: 0.612 | | F SI 92<br>F SL 82<br>F SI 92<br>F SL 79<br>B SL 80<br>D SL 80<br>1 SAFE<br>F SI 91<br>X SL 81<br>2-2 ③ F8 | | B SI 91<br>X SI 91<br>1-0 ③ G1-6-3 | | | C CU 74<br>F CU 76<br>S FF 93<br>0-3 ② K | F SL 86<br>B FF 92<br>S SL 85<br>B SL 83<br>F FF 92<br>F SL 84<br>S SL 84<br>2-3 ③ K | | 4 | 0 | 0 | 0 | 0 | 2 | 3 |

| Inning Stats | | | | | | | | | | | | | | | | | | | | | | | | | | | | | | | | | | | |
|---|---|---|---|---|---|---|---|---|---|---|---|---|---|---|---|---|---|---|---|---|---|---|---|---|---|---|---|---|---|---|---|---|---|---|---|
| | R: 1 | E: 0 | K: 1 | S: 13 | H: 2 | LOB: 1 | BB: 0 | P: 19 | R: 0 | E: 0 | K: 0 | S: 18 | H: 1 | LOB: 1 | BB: 0 | P: 24 | R: 0 | E: 0 | K: 0 | S: 9 | H: 0 | LOB: 1 | BB: 1 | P: 16 | R: 2 | E: 0 | K: 0 | S: 12 | H: 2 | LOB: 0 | BB: 0 | P: 19 | R: 0 | E: 0 | K: 0 | S: 9 | H: 1 | LOB: 1 | BB: 0 | P: 12 |
| | R: 0 | E: 0 | K: 1 | S: 7 | H: 0 | LOB: 0 | BB: 0 | P: 9 | R: 0 | E: 0 | K: 1 | S: 9 | H: 1 | LOB: 1 | BB: 0 | P: 10 | R: 2 | E: 0 | K: 2 | S: 14 | H: 2 | LOB: 2 | BB: 2 | P: 28 | | | | | | | | | | | | | | | | |

| | 1B: 3 | 2B: 3 | 3B: 0 | HR: 3 | SF: 0 | SAC: 1 | DP: 0 | HBP: 0 | WP: 0 | PB: 0 | SB: 0 | CS: 0 | PA: 36 |
|---|---|---|---|---|---|---|---|---|---|---|---|---|---|

| | AB | 32 |
|---|---|---|
| | R | 5 |
| | H | 9 |
| | RBI | 5 |
| | BB | 3 |
| | SO | 5 |
| | LOB | 14 |

| PITCHER | | IP | WLS | BF | H | R | ER | SO | BB | IBB | HBP | BLK | WP | HR | S | P | ERA | WHIP |
|---|---|---|---|---|---|---|---|---|---|---|---|---|---|---|---|---|---|---|
| 16 Wei-Yin Chen, L<br>ERA: 3.78 | (1, 1) | 6.2 | | 27 | 6 | 3 | 3 | 3 | 1 | 0 | 0 | 0 | 0 | 2 | 74 | 106 | 4.05 | 1.050 |
| 56 Darren O'Day, R<br>ERA: 1.52 | (7, 1) | 1.0 | L | 5 | 1 | 1 | 1 | 1 | 1 | 0 | 0 | 0 | 0 | 0 | 9 | 15 | 9.00 | 2.000 |
| 17 Brian Matusz, L<br>ERA: 3.91 | (8, 1) | 0.1 | | 4 | 2 | 1 | 1 | 1 | 1 | 0 | 0 | 0 | 0 | 1 | 8 | 16 | 27.00 | 9.000 |

| PITCHER | IP | WLS | BF | H | R | ER | SO | BB | IBB | HBP | BLK | WP | HR | S | P | ERA | WHIP |
|---|---|---|---|---|---|---|---|---|---|---|---|---|---|---|---|---|---|

# Baltimore Orioles @ Tampa Bay Rays

Tropicana Field, St. Petersburg, FL

Tue Jun 17 2014, 7:11 PM - 10:41 PM EDT

Att. 10,803 - Dome - 72 F

TOP

livebaseballscorecards.com

| Batter | 1 | 2 | 3 | 4 | 5 | 6 | 7 | 8 | 9 | AB | R | H | RBI | BB | SO | LOB |
|---|---|---|---|---|---|---|---|---|---|---|---|---|---|---|---|---|
| 21 Nick Markakis, L (1, 9)<br>OBP: 0.360, SLG: 0.418 | C SI 85<br>F SI 86<br>B FF 84<br>B FF 86<br>X CU 74<br>2-2 ① F7 | | B FS 80<br>S FF 88<br>F FF 88<br>B CH 69<br>F FS 83<br>B FF 88<br>X FS 80<br>3-2 10 WP, 28 BB, 19 HR, 1-3 1B | | B FS 83<br>C CU 71<br>C CU 73<br>X CU 72<br>1-2 10 F9 2B | | X FC 93<br>0-0 ① P6 | | B CU 69<br>B FF 90<br>C FF 92<br>X FF 92<br>2-1 ② G5-3 | 5 | 1 | 2 | 0 | 0 | 0 | 1 |
| 28 Steve Pearce, R (1, 10)<br>OBP: 0.367, SLG: 0.535 | B SI 85<br>B CH 71<br>B FS 80<br>C SI 83<br>B FF 86<br>4-1 BB | | S FS 79<br>B FS 79<br>F FF 89<br>D CU 72<br>F FS 79<br>B FF 89<br>D CH 70<br>4-2 10 WP, 19 HR, 1-2 BB | | C SL 84<br>B SL 83<br>F FF 93<br>C FF 93<br>1-3 ① K | | B CH 79<br>X FF 90<br>1-0 2-H HR | | C FF 92<br>X FF 91<br>0-1 2B | 3 | 2 | 2 | 2 | 2 | 1 | 1 |
| 10 Adam Jones, R (1, 8)<br>OBP: 0.317, SLG: 0.483 | C FF 85<br>B FF 86<br>X CH 71<br>1-1 ② F9 | | F FF 89<br>B FF 90<br>B FS 76<br>F FF 91<br>B SI 87<br>H CH 70<br>4-2 19 HR, 1-2 2-3 3-H HBP | | B FF 91<br>B FF 93<br>X FF 93<br>2-0 ② F9 2-3 | | C FC 94<br>F SL 81<br>B FF 94<br>B FC 93<br>S CH 80<br>2-3 ② K | | I IN 77<br>I IN 77<br>I IN 76<br>I IN 77<br>4-0 IBB | 3 | 1 | 0 | 0 | 1 | 1 | 2 |
| 19 Chris Davis, L (1, 3)<br>OBP: 0.338, SLG: 0.445 | C FF 87<br>C FF 88<br>B FF 85<br>B FF 87<br>F CU 71<br>B FF 88<br>S FS 81<br>3-3 ③ K | | F FF 88<br>S FF 88<br>X FF 87<br>0-2 1-H 2-H 3-H HR | | I IN 71<br>I IN 74<br>I IN 73<br>I IN 72<br>4-0 23 FC6-4 IBB | | S CH 79<br>C FF 92<br>B FC 94<br>S FF 93<br>1-3 ③ K | | B FF 91<br>S SL 84<br>B FF 92<br>C SL 82<br>X SL 82<br>2-2 ③ G4-3 | 4 | 1 | 1 | 4 | 1 | 2 | 3 |
| 23 Nelson Cruz, R (1, 7)<br>OBP: 0.369, SLG: 0.596<br>9 David Lough, L (8, 7)<br>OBP: 0.262, SLG: 0.282 | | B SI 86<br>B FF 87<br>C FS 81<br>B FS 80<br>S FF 88<br>X SI 86<br>3-2 ① G4-3 | B FS 80<br>C FF 87<br>S FF 88<br>F FF 88<br>F SI 86<br>B CU 74<br>F FF 90<br>B CH 71<br>X FS 79<br>3-2 ② F9 | | X SL 84<br>0-0 ③ FC6-4 1-2f | | | C FF 90<br>B FF 92<br>X SL 84<br>1-1 ① P3 | | 4<br>0 | 0<br>0 | 0<br>0 | 0<br>0 | 0<br>0 | 0<br>0 | 2<br>0 |
| 2 J.J. Hardy, R (1, 6)<br>OBP: 0.311, SLG: 0.352 | | C FS 83<br>B SI 89<br>X FF 88<br>1-1 ② F9 | B FS 79<br>B SI 88<br>C FS 82<br>B CH 72<br>F SI 88<br>X FF 86<br>3-2 ③ P6 | | | B SL 83<br>F FF 91<br>F FF 92<br>F FF 92<br>B FF 93<br>S SL 82<br>2-3 ① K | | C SL 84<br>X SL 85<br>0-1 ② L8 | | 4 | 0 | 0 | 0 | 0 | 1 | 0 |
| 13 Manny Machado, R (1, 5)<br>OBP: 0.286, SLG: 0.339 | | X FS 82<br>0-0 ③ F7 | | C CU 72<br>F FF 87<br>F CU 72<br>F FF 88<br>X FF 86<br>0-2 ① F7 | | B SL 82<br>C SL 84<br>X SL 83<br>1-1 ② L7 | | B SL 85<br>C FF 91<br>F FF 91<br>F FF 91<br>F FC 92<br>X FF 92<br>1-2 1B | | 4 | 0 | 1 | 0 | 0 | 0 | 0 |
| 6 Jonathan Schoop, R (1, 4)<br>OBP: 0.267, SLG: 0.341 | | | C SI 84<br>X FS 80<br>0-1 21 1B, 10 WP, 1B | B CU 74<br>F CH 74<br>C CU 73<br>S FF 86<br>1-3 ② K | | C SL 84<br>F FF 92<br>S FF 93<br>0-3 ③ K | | B SL 84<br>F CU 82<br>B FF 91<br>1 SAFE<br>B SL 83<br>S FF 89<br>S FF 91<br>3-3 ③ K | | 4 | 1 | 1 | 0 | 0 | 3 | 1 |
| 36 Caleb Joseph, R (1, 2)<br>OBP: 0.232, SLG: 0.180 | | | B FS 79<br>F FF 88<br>F FS 80<br>S FF 88<br>1-3 ① K | C CH 73<br>B CU 76<br>B CH 71<br>F FF 88<br>X CU 74<br>2-2 ③ G6-3 | | | C CH 78<br>C FF 94<br>F FF 93<br>B FF 93<br>B CH 80<br>F CH 78<br>X FC 94<br>2-2 28 HR, 2B | | X FF 90<br>0-0 ① L7 | 4 | 1 | 1 | 0 | 0 | 1 | 1 |

| Inning Stats | 1 | 2 | 3 | 4 | 5 | 6 | 7 | 8 | 9 |
|---|---|---|---|---|---|---|---|---|---|
| | R: 0<br>E: 0<br>K: 1<br>S: 10<br>H: 0<br>LOB: 1<br>BB: 1<br>P: 20 | R: 0<br>E: 0<br>K: 0<br>S: 6<br>H: 0<br>LOB: 0<br>BB: 0<br>P: 10 | R: 5<br>E: 0<br>K: 1<br>S: 26<br>H: 3<br>LOB: 0<br>BB: 1<br>P: 44 | R: 0<br>E: 0<br>K: 1<br>S: 11<br>H: 0<br>LOB: 0<br>BB: 0<br>P: 14 | R: 0<br>E: 0<br>K: 1<br>S: 8<br>H: 1<br>LOB: 2<br>BB: 1<br>P: 16 | R: 0<br>E: 0<br>K: 2<br>S: 9<br>H: 0<br>LOB: 0<br>BB: 0<br>P: 12 | R: 2<br>E: 0<br>K: 2<br>S: 13<br>H: 2<br>LOB: 0<br>BB: 0<br>P: 19 | R: 0<br>E: 0<br>K: 1<br>S: 12<br>H: 1<br>LOB: 1<br>BB: 0<br>P: 17 | R: 0<br>E: 0<br>K: 0<br>S: 8<br>H: 1<br>LOB: 2<br>BB: 1<br>P: 16 |

| | |
|---|---|
| AB | 35 |
| R | 7 |
| H | 8 |
| RBI | 6 |
| BB | 4 |
| SO | 9 |
| LOB | 11 |

1B: 3 SF: 0 WP: 1 PA: 40
2B: 3 SAC: 0 PB: 0
3B: 0 DP: 0 SB: 0
HR: 2 HBP: 1 CS: 0

| PITCHER | | IP | WLS | BF | H | R | ER | SO | BB | IBB | HBP | BLK | WP | HR | S | P | ERA | WHIP |
|---|---|---|---|---|---|---|---|---|---|---|---|---|---|---|---|---|---|---|
| 40 Erik Bedard, L<br>ERA: 4.33 | (1, 1) | 4.0 | L | 19 | 4 | 5 | 5 | 3 | 2 | 0 | 1 | 0 | 1 | 1 | 56 | 92 | 11.25 | 1.500 |
| 49 Kirby Yates, R<br>ERA: | (5, 1) | 2.0 | | 7 | 0 | 0 | 0 | 3 | 0 | 1 | 0 | 0 | 0 | 0 | 14 | 24 | 0.00 | 0.000 |
| 26 Brad Boxberger, R<br>ERA: 3.0 | (7, 1) | 1.0 | | 5 | 2 | 2 | 2 | 2 | 0 | 0 | 0 | 0 | 0 | 1 | 13 | 19 | 18.00 | 2.000 |
| 50 Grant Balfour, R<br>ERA: 5.93 | (8, 1) | 1.0 | | 4 | 1 | 0 | 0 | 1 | 0 | 0 | 0 | 0 | 0 | 0 | 12 | 17 | 0.00 | 1.000 |
| 27 Cesár Ramos, L<br>ERA: 4.01 | (9, 1) | 1.0 | | 5 | 1 | 0 | 0 | 0 | 0 | 1 | 0 | 0 | 0 | 0 | 8 | 16 | 0.00 | 1.000 |

| PITCHER | IP | WLS | BF | H | R | ER | SO | BB | IBB | HBP | BLK | WP | HR | S | P | ERA | WHIP |
|---|---|---|---|---|---|---|---|---|---|---|---|---|---|---|---|---|---|

# BOTTOM

## Baltimore Orioles @ Tampa Bay Rays

Tropicana Field, St. Petersburg, FL

Tue Jun 17 2014, 7:11 PM - 10:41 PM EDT

Att. 10,803 - Dome - 72 F

livebaseballscorecards.com

| Batter | 1 | 2 | 3 | 4 | 5 | 6 | 7 | 8 | 9 | AB | R | H | RBI | BB | SO | LOB |
|---|---|---|---|---|---|---|---|---|---|---|---|---|---|---|---|---|
| 8 Desmond Jennings, R (1, 8)<br>OBP: 0.325, SLG: 0.383 | B FF 90<br>F FF 90<br>M SL 86<br>B CU 78<br>F FF 91<br>B FF 91<br>X FF 91<br>3-2 ① F8 | | B CU 77<br>C SL 86<br>C FF 92<br>X CH 86<br>1-2 HR | | B CU 77<br>C SL 84<br>B FF 91<br>F FF 91<br>C FF 91<br>2-3 ① K | B SI 92<br>C SL 81<br>F SI 92<br>B CH 84<br>T SI 92<br>2-2 ③ K | | B SI 86<br>B SL 80<br>C SL 80<br>X FF 87<br>2-1 ③ F8 | | 5 | 1 | 1 | 1 | 0 | 2 | 2 |
| 24 Ryan Hanigan, R (9, 2)<br>OBP: 0.308, SLG: 0.354 | | | | | | | | | | 0 | 0 | 0 | 0 | 0 | 0 | 0 |
| 20 Matt Joyce, L (1, 9)<br>OBP: 0.356, SLG: 0.393 | X FF 92<br>0-0 3 FC5-4 1B | | B CH 85<br>S CU 78<br>S FF 92<br>F CU 78<br>F FF 91<br>S CH 84<br>1-3 ① K | | X CH 84<br>0-0 21 2B 2B | | C SI 90<br>B CH 83<br>B SI 92<br>F SL 81<br>X SI 93<br>2-2 ① G6-3 | | C SI 94<br>X SI 95<br>0-1 ① G5-3 | 4 | 1 | 2 | 0 | 0 | 1 | 0 |
| 19 Jerry Sands, R (9, PH)<br>OBP: 0.308, SLG: 0.500 | | | | | | | | | | 1 | 0 | 0 | 0 | 0 | 0 | 0 |
| 3 Evan Longoria, R (1, 10)<br>OBP: 0.334, SLG: 0.398 | C FF 91<br>B SL 84<br>B FF 91<br>X CH 84<br>2-1 ② FC5-4 21 BB<br>1-2f | | B SL 82<br>C SL 83<br>X FF 91<br>1-1 ② G6-3 | | C SL 83<br>F SL 83<br>B FF 90<br>F CU 78<br>X FF 91<br>1-2 21 2B 1B | | C SI 93<br>X SL 83<br>0-1 ② G5-3 | | X SI 94<br>0-0 ② G6-3 | 5 | 1 | 1 | 0 | 0 | 0 | 1 |
| 21 James Loney, L (1, 3)<br>OBP: 0.340, SLG: 0.382 | F FF 92<br>B FF 91<br>B CU 77<br>B FF 91<br>B FF 91<br>4-1 1-2 BB | | F CH 85<br>F FF 92<br>X FF 92<br>0-2 E8 | | D CU 78<br>X SI 91<br>1-0 1-H 2-H 2B | | F FF 90<br>B SL 83<br>C SL 84<br>B FF 91<br>F SL 86<br>B FF 92<br>S FF 92<br>3-3 ③ K | | C SI 95<br>B SI 96<br>X SI 96<br>1-1 ③ G4-3 | 4 | 0 | 1 | 2 | 1 | 1 | 0 |
| 18 Ben Zobrist, S (1, 4)<br>OBP: 0.329, SLG: 0.383 | B CH 83<br>B FF 92<br>S SI 92<br>X SL 84<br>2-1 ③ F8 | | X FF 91<br>0-0 ③ G4-3 | | S CH 84<br>D CH 84<br>F FF 91<br>F CU 76<br>F FF 90<br>C FF 90<br>1-3 ② K | | | C CU 77<br>C FF 91<br>B CU 78<br>B SL 86<br>X FF 92<br>2-2 11 1B 11 SF9 2B | | 4 | 1 | 1 | 0 | 0 | 1 | 4 |
| (9, 7) | | | | | | | | | | | | | | | | |
| 7 David DeJesus, L (1, 7)<br>OBP: 0.367, SLG: 0.436 | | B FF 92<br>C FF 90<br>X CH 83<br>1-1 11 G5-4-3 1B | | B CU 75<br>C FF 90<br>X FF 90<br>1-1 1 PB 11 G5-3 1B | B CH 82<br>C CH 83<br>B FF 91<br>B SL 83<br>I IN 70<br>4-1 IBB | | | L SI 86<br>B FF 88<br>B SL 79<br>F SL 79<br>F FF 88<br>F FF 87<br>F SL 79<br>F FF 86<br>B SL 79<br>3-2 X SL 80 39 1B 2-3 1B | | 2 | 0 | 2 | 0 | 1 | 0 | 0 |
| 11 Logan Forsythe, R (8, PH)<br>OBP: 0.246, SLG: 0.244 | | | | | | | | | | 1 | 0 | 1 | 0 | 0 | 0 | 0 |
| (9, 4) | | | | | | | | | | | | | | | | |
| 11 Yunel Escobar, R (1, 6)<br>OBP: 0.322, SLG: 0.338 | | S FF 91<br>B FF 92<br>1 SAFE<br>F CU 79<br>B FF 91<br>D CU 76<br>X SL 82<br>3-2 ① ② G5-4-3 1-2f | | F SI 90<br>F SL 83<br>B SI 91<br>F CU 76<br>D CU 77<br>X FF 91<br>2-2 ① G5-3 1-2 | C CU 76<br>D CU 77<br>X SI 90<br>1-1 ③ G6-3 | | | X SL 81<br>0-0 ① SF9 3-H | | 3 | 0 | 0 | 1 | 0 | 0 | 4 |
| 28 José Molina, R (1, 2)<br>OBP: 0.183, SLG: 0.137 | | S FF 92<br>X CU 77<br>0-1 ③ P4 | | B CU 76<br>S SL 84<br>F SI 91<br>F SL 83<br>C FF 90<br>1-3 ② K | | B SI 92<br>B SI 92<br>F SI 91<br>C SL 82<br>X SL 82<br>2-2 ① L7 | | B SL 79<br>S FF 87<br>X FF 87<br>1-1 1-2 1B | | 3 | 0 | 0 | 0 | 0 | 1 | 1 |
| 39 Kevin Kiermaier, L (8, PH)<br>OBP: 0.378, SLG: 0.618 | | | | | | | | | | 1 | 0 | 1 | 0 | 0 | 0 | 0 |
| (9, 8) | | | | | | | | | | | | | | | | |
| 1 Sean Rodríguez, R (1, 5)<br>OBP: 0.261, SLG: 0.495 | | | X FF 90<br>0-0 HR | B SL 84<br>S CU 78<br>S CH 83<br>S CU 79<br>1-3 ③ K 2-3 | | X SL 82<br>0-0 ② G4-3 | | C SL 78<br>S SL 80<br>S SL 78<br>0-3 ② K | | 4 | 1 | 1 | 1 | 0 | 2 | 3 |
| Inning Stats | R: 0 E: 0 K: 0 S: 10<br>H: 1 LOB: 2 BB: 1 P: 21 | R: 0 E: 0 K: 0 S: 7<br>H: 1 LOB: 0 BB: 0 P: 11 | R: 2 E: 1 K: 1 S: 15<br>H: 2 LOB: 1 BB: 0 P: 18 | R: 0 E: 0 K: 2 S: 13<br>H: 1 LOB: 1 BB: 0 P: 18 | R: 2 E: 0 K: 2 S: 17<br>H: 3 LOB: 2 BB: 1 P: 27 | R: 0 E: 0 K: 1 S: 7<br>H: 0 LOB: 0 BB: 0 P: 11 | R: 0 E: 0 K: 1 S: 9<br>H: 0 LOB: 0 BB: 0 P: 14 | R: 1 E: 0 K: 1 S: 18<br>H: 3 LOB: 2 BB: 0 P: 26 | R: 0 E: 0 K: 0 S: 5<br>H: 0 LOB: 0 BB: 0 P: 6 | 1B: 6<br>2B: 3<br>3B: 0<br>HR: 2 | SF: 1<br>SAC: 0<br>DP: 1<br>HBP: 0 | | | WP: 0<br>PB: 1<br>SB: 0<br>CS: 0 | PA: 40 | | |

| | AB | 37 |
|---|---|---|
| | R | 5 |
| | H | 11 |
| | RBI | 5 |
| | BB | 2 |
| | SO | 8 |
| | LOB | 15 |

| PITCHER | | IP | WLS | BF | H | R | ER | SO | BB | IBB | HBP | BLK | WP | HR | S | P | ERA | WHIP |
|---|---|---|---|---|---|---|---|---|---|---|---|---|---|---|---|---|---|---|
| 50 Miguel González, R<br>ERA: 4.41 | (1, 1) | 5.0 | W | 25 | 8 | 4 | 4 | 5 | 1 | 1 | 0 | 0 | 0 | 2 | 62 | 95 | 7.20 | 1.800 |
| 58 Ryan Webb, R<br>ERA: 2.64 | (6, 1) | 1.2 | H | 5 | 0 | 0 | 0 | 1 | 0 | 0 | 0 | 0 | 0 | 0 | 12 | 18 | 0.00 | 0.000 |
| 17 Brian Matusz, L<br>ERA: 4.21 | (7, 1) | 0.1 | H | 2 | 1 | 1 | 1 | 1 | 0 | 0 | 0 | 0 | 0 | 0 | 7 | 12 | 27.00 | 3.000 |
| 56 Darren O'Day, R<br>ERA: 1.47 | (8, 1) | 1.0 | H | 5 | 2 | 0 | 0 | 1 | 0 | 0 | 0 | 0 | 0 | 0 | 15 | 21 | 0.00 | 2.000 |
| 53 Zack Britton, L<br>ERA: 0.74 | (9, 1) | 1.0 | S | 3 | 0 | 0 | 0 | 0 | 0 | 0 | 0 | 0 | 0 | 0 | 5 | 6 | 0.00 | 0.000 |

| PITCHER | IP | WLS | BF | H | R | ER | SO | BB | IBB | HBP | BLK | WP | HR | S | P | ERA | WHIP |
|---|---|---|---|---|---|---|---|---|---|---|---|---|---|---|---|---|---|

| Batter | 1 | 2 | 3 | 4 | 5 | 6 | 7 | 8 | 9 | AB | R | H | RBI | BB | SO | LOB |
|---|---|---|---|---|---|---|---|---|---|---|---|---|---|---|---|---|
| 21 Nick Markakis, L (1, 9)<br>OBP: 0.358, SLG: 0.414 | B KC 78<br>C KC 79<br>X CH 84<br>1-1<br>19<br>BB<br>1B | | B FF 91<br>C FF 91<br>X CH 88<br>1-1 ①<br>L8 | | B KC 81<br>F FF 91<br>C FF 91<br>X CH 86<br>1-2<br>E4<br>28<br>E | | B CH 85<br>C FF 91<br>1 SAFE<br>C CH 85<br>T KC 81<br>1-2 ②<br>K | | S FF 91<br>C CH 84<br>X CH 86<br>0-2 ①<br>G3 | 5 | 1 | 1 | 0 | 0 | 1 | 2 |
| 28 Steve Pearce, R (1, 7)<br>OBP: 0.377, SLG: 0.552<br>9 David Lough, L (9, PR) (9, 7)<br>OBP: 0.262, SLG: 0.282 | X FF 91<br>0-0 ①<br>F8 | | C KC 81<br>S KC 82<br>B CH 87<br>S CH 87<br>1-3 ②<br>K | | C KC 80<br>S KC 81<br>X FF 92<br>0-2<br>E9<br>1-H<br>2B | | C FF 91<br>1 SAFE<br>D KC 80<br>D CH 86<br>B CH 87<br>D KC 81<br>4-1<br>10<br>FC5<br>1-2<br>BB | | F FF 91<br>B SL 83<br>B FF 91<br>F FF 90<br>X FF 92<br>2-2<br>2B | 4<br>0 | 0<br>0 | 2<br>0 | 1<br>0 | 1<br>0 | 1<br>0 | 2<br>0 |
| 10 Adam Jones, R (1, 8)<br>OBP: 0.312, SLG: 0.474 | S KC 81<br>1 SAFE<br>C FF 91<br>S CH 87<br>0-3 ②<br>K | | C KC 81<br>D CH 86<br>F KC 80<br>X SI 92<br>1-2 ③<br>G4-3 | | D CH 86<br>F CH 86<br>X KC 82<br>1-1 ③<br>G5-3 | | B CH 86<br>F CH 86<br>X KC 81<br>1-1 ③<br>FC5<br>1-2<br>2-3f | | X FF 93<br>0-0 ②<br>F9 | 5 | 0 | 0 | 0 | 0 | 1 | 6 |
| 19 Chris Davis, L (1, 3)<br>OBP: 0.335, SLG: 0.436 | C FF 92<br>D KC 81<br>B CH 86<br>B CH 86<br>B KC 80<br>4-1<br>1-2<br>BB | | | C KC 80<br>X CH 86<br>0-1 ①<br>G5-3 | | C KC 80<br>B FF 91<br>X CH 85<br>1-1 ①<br>G4-3 | | X SL 82<br>0-0 ①<br>P6 | C CH 84<br>X CH 85<br>0-1 ③<br>F8 | 4 | 0 | 0 | 0 | 1 | 0 | 1 |
| 23 Nelson Cruz, R (1, 10)<br>OBP: 0.367, SLG: 0.602 | B FF 92<br>B KC 80<br>F FF 91<br>F FF 92<br>C CH 86<br>2-3 ③<br>K | | | C FF 91<br>B FF 92<br>S CH 86<br>B FF 92<br>X CH 86<br>2-2 ②<br>F8 | | X FF 91<br>0-0 ②<br>G5-3 | | B FF 92<br>F SL 82<br>B FF 92<br>X FF 91<br>2-1<br>HR | | 4 | 1 | 1 | 1 | 0 | 1 | 2 |
| 2 J.J. Hardy, R (1, 6)<br>OBP: 0.318, SLG: 0.356 | | C FF 91<br>B SI 91<br>B FF 90<br>B FF 91<br>F FF 92<br>X FF 92<br>3-2 ①<br>P5 | | B KC 81<br>B FF 92<br>C FF 90<br>S CH 86<br>B FF 92<br>B CH 86<br>4-2<br>BB | | B KC 80<br>B FF 90<br>F FF 89<br>F FF 90<br>X FF 91<br>2-2<br>1B | | C FF 91<br>S SL 83<br>X SL 81<br>0-2<br>6<br>HBP<br>1B | | 3 | 0 | 2 | 0 | 1 | 0 | 0 |
| 13 Manny Machado, R (1, 5)<br>OBP: 0.280, SLG: 0.331 | | B FF 91<br>X FF 91<br>1-0 ②<br>G5-3 | | B FF 90<br>X FF 90<br>1-0 ③<br>G1-3 | | S KC 79<br>C FF 91<br>T CH 86<br>0-2 ③<br>K | | B FF 92<br>X SL 82<br>1-0 ②<br>P5 | | 4 | 0 | 0 | 0 | 0 | 1 | 3 |
| 6 Jonathan Schoop, R (1, 4)<br>OBP: 0.267, SLG: 0.337 | | X FF 91<br>0-0 ③<br>F8 | | C FF 90<br>S CH 85<br>F CH 85<br>C KC 81<br>0-3 ①<br>K | | | X KC 79<br>0-0 ①<br>G5-3 | B SL 84<br>H SL 80<br>2-0<br>1-2<br>HBP | | 3 | 0 | 0 | 0 | 0 | 1 | 0 |
| 36 Caleb Joseph, R (1, 2)<br>OBP: 0.247, SLG: 0.188 | | | B FF 91<br>B FF 90<br>F FF 91<br>B FF 91<br>S FF 90<br>F FF 91<br>B FF 92<br>4-2<br>BB | B KC 78<br>C KC 80<br>S FF 90<br>F CH 85<br>F CH 85<br>B KC 81<br>X CH 85<br>2-2 ②<br>G5-3 | | | B CH 89<br>C KC 78<br>B CH 84<br>B KC 79<br>T SI 90<br>X CH 86<br>3-2<br>10<br>FC5<br>28<br>BB<br>1B | C FF 92<br>C SL 82<br>B SL 81<br>D SL 83<br>X FF 92<br>2-2 ③<br>L6 | | 3 | 0 | 1 | 0 | 1 | 0 | 2 |
| Inning Stats | R: 0<br>E: 0<br>K: 2<br>S: 10<br>H: 1<br>LOB: 2<br>BB: 1<br>P: 17 | R: 0<br>E: 0<br>K: 0<br>S: 5<br>H: 0<br>LOB: 0<br>BB: 0<br>P: 9 | R: 0<br>E: 0<br>K: 1<br>S: 11<br>H: 0<br>LOB: 1<br>BB: 1<br>P: 18 | R: 0<br>E: 0<br>K: 0<br>S: 8<br>H: 0<br>LOB: 1<br>BB: 1<br>P: 15 | R: 1<br>E: 2<br>K: 1<br>S: 17<br>H: 1<br>LOB: 1<br>BB: 0<br>P: 21 | R: 0<br>E: 0<br>K: 1<br>S: 9<br>H: 1<br>LOB: 1<br>BB: 0<br>P: 12 | R: 0<br>E: 0<br>K: 1<br>S: 10<br>H: 1<br>LOB: 2<br>BB: 1<br>P: 19 | R: 1<br>E: 0<br>K: 0<br>S: 10<br>H: 2<br>LOB: 2<br>BB: 0<br>P: 17 | R: 0<br>E: 0<br>K: 0<br>S: 9<br>H: 1<br>LOB: 1<br>BB: 0<br>P: 11 | 1B: 4<br>2B: 2<br>3B: 0<br>HR: 1<br>SF: 0<br>SAC: 0<br>DP: 0<br>HBP: 1 | | | | | | |

| PITCHER | | IP | WLS | BF | H | R | ER | SO | BB | IBB | HBP | BLK | WP | HR | S | P | ERA | WHIP |
|---|---|---|---|---|---|---|---|---|---|---|---|---|---|---|---|---|---|---|
| 53 Alex Cobb, R<br>ERA: 3.48 | (1, 1) | 7.0 | L | 30 | 4 | 1 | 0 | 6 | 4 | 0 | 0 | 0 | 0 | 0 | 70 | 111 | 0.00 | 1.143 |
| 27 Cesár Ramos, L<br>ERA: 3.98 | (8, 1) | 0.1 | | 1 | 0 | 0 | 0 | 0 | 0 | 0 | 0 | 0 | 0 | 0 | 1 | 1 | 0.00 | 0.000 |
| 49 Kirby Yates, R<br>ERA: 1.59 | (8, 1) | 0.2 | | 5 | 2 | 1 | 1 | 0 | 0 | 0 | 1 | 0 | 0 | 1 | 9 | 16 | 13.50 | 3.000 |
| 46 Juan Carlos Oviedo, R<br>ERA: 2.22 | (9, 1) | 1.0 | | 4 | 1 | 0 | 0 | 0 | 0 | 0 | 0 | 0 | 0 | 0 | 9 | 11 | 0.00 | 1.000 |

| PITCHER | IP | WLS | BF | H | R | ER | SO | BB | IBB | HBP | BLK | WP | HR | S | P | ERA | WHIP |
|---|---|---|---|---|---|---|---|---|---|---|---|---|---|---|---|---|---|

# TOP

## Baltimore Orioles @ Tampa Bay Rays

Tropicana Field, St. Petersburg, FL

Wed Jun 18 2014, 1:13 PM - 4:21 PM EDT

Att. 12,448 - Dome - 72 F

livebaseballscorecards.com

| | |
|---|---|
| AB | 35 |
| R | 2 |
| H | 7 |
| RBI | 2 |
| BB | 4 |
| SO | 6 |
| LOB | 18 |

| | | | |
|---|---|---|---|
| WP: 0 | PA: 40 | | |
| PB: 0 | | | |
| SB: 0 | | | |
| CS: 0 | | | |

# Baltimore Orioles @ Tampa Bay Rays

Tropicana Field, St. Petersburg, FL

Wed Jun 18 2014, 1:13 PM - 4:21 PM EDT

Att. 12,448 - Dome - 72 F

livebaseballscorecards.com

BOTTOM

| Batter | 1 | 2 | 3 | 4 | 5 | 6 | 7 | 8 | 9 | AB | R | H | RBI | BB | SO | LOB |
|---|---|---|---|---|---|---|---|---|---|---|---|---|---|---|---|---|
| 20 Matt Joyce, L (1, 9) (9, 7) OBP: 0.354, SLG: 0.387 | B FF 90<br>B FF 94<br>B FF 92<br>C FF 94<br>B FF 95<br>4-1<br>3 E<br>39 1B<br>BB | | C SL 80<br>B SL 78<br>B FF 92<br>B FS 83<br>X FF 94<br>3-1 ①<br>F8 | | B FF 92<br>B FF 94<br>F FF 91<br>S FS 82<br>S FF 95<br>2-3 ②<br>K | | | X SI 93<br>0-0 ②<br>F8 | | 3 | 0 | 0 | 0 | 1 | 1 | 1 |
| 39 Kevin Kiermaier, L (1, 8) (9, 9) OBP: 0.372, SLG: 0.597 | B FF 92<br>B SL 80<br>C FF 94<br>F FF 94<br>X FF 96<br>2-2<br>3 E<br>1-2<br>1B | | B FF 92<br>B CH 85<br>X FF 94<br>2-0 ②<br>L3 | | B FS 83<br>X FS 83<br>1-0 ③<br>P5 | | | B SI 95<br>F FF 95<br>S CU 81<br>B CU 82<br>B SI 95<br>X SI 94<br>3-2 ③<br>G4-3 | | 4 | 0 | 1 | 0 | 0 | 0 | 1 |
| 3 Evan Longoria, R (1, 5) OBP: 0.333, SLG: 0.399 | C FF 97<br>D CH 88<br>B SL 81<br>S FF 97<br>X FF 98<br>2-2<br>E6<br>1-2<br>2-3 | | B FF 95<br>F FF 96<br>B FF 96<br>S FS 83<br>X FF 97<br>2-2 ③<br>G5-3 | | | C SL 79<br>F FS 82<br>B FF 97<br>B FF 97<br>F FF 94<br>F FF 95<br>F FS 83<br>X FS 82<br>2-2<br>18<br>L7-4<br>2B | | | C SI 95<br>B SI 95<br>C SI 95<br>F SI 96<br>F SI 95<br>S SI 97<br>1-3 ①<br>K | 4 | 0 | 1 | 0 | 0 | 1 | 2 |
| 21 James Loney, L (1, 3) OBP: 0.336, SLG: 0.376 | F FF 96<br>D FS 85<br>S FS 84<br>F FF 97<br>B FF 95<br>F FF 98<br>S FS 84<br>2-3 ①<br>K | | | B FF 90<br>F FF 94<br>S FS 81<br>X FF 95<br>1-2 ①<br>G4-3 | | B FF 93<br>C FF 94<br>S FS 84<br>F FS 85<br>S FF 96<br>1-3 ①<br>K | | | B SI 95<br>X SI 96<br>1-0 ②<br>G3-1 | 4 | 0 | 0 | 0 | 0 | 2 | 4 |
| 18 Ben Zobrist, S (1, 4) OBP: 0.324, SLG: 0.377 | C FS 82<br>B FF 95<br>S FF 95<br>S FS 84<br>1-3 ②<br>K | | | F FF 93<br>C FF 95<br>S FS 82<br>0-3 ②<br>K | | S FF 96<br>B FF 93<br>F FS 82<br>B FS 84<br>F FF 96<br>X FF 96<br>2-2 ②③<br>L7-4<br>2-2 | | | S SI 95<br>S SI 96<br>F SI 97<br>S SI 96<br>0-3 ③<br>K | 4 | 0 | 0 | 0 | 0 | 3 | 4 |
| 7 David DeJesus, L (1, 7) OBP: 0.367, SLG: 0.440<br>8 Desmond Jennings, R (9, 8) OBP: 0.325, SLG: 0.383 | F FF 96<br>C FF 95<br>B FF 97<br>B FS 84<br>F FF 98<br>F FF 98<br>F FS 85<br>B FF 97<br>X FF 98<br>3-2 ③<br>F7 | | | B FS 82<br>X FF 95<br>1-0<br>19<br>WP<br>2B | | | C FF 95<br>C SI 95<br>B FF 96<br>S FF 96<br>1-3 ①<br>K | | | 3<br>0 | 0<br>0 | 1<br>0 | 0<br>0 | 0<br>0 | 1<br>0 | 3<br>0 |
| 19 Jerry Sands, R (1, 10) OBP: 0.250, SLG: 0.400 | | B FF 94<br>C FF 94<br>B SL 81<br>X FF 95<br>2-1 ①<br>F8 | | B SL 80<br>B FF 95<br>C FF 96<br>D FS 84<br>F FF 96<br>X FF 97<br>3-2 ③<br>P4<br>2-3 | | | B SI 95<br>X FF 96<br>1-0 ②<br>G5-3 | | | 3 | 0 | 0 | 0 | 0 | 0 | 1 |
| 11 Yunel Escobar, R (1, 6) OBP: 0.322, SLG: 0.337 | | F FS 85<br>B FF 96<br>F FF 94<br>B FS 84<br>F FF 97<br>B FF 97<br>F FF 94<br>F FF 96<br>X FF 97<br>3-2<br>24<br>G6-4-3<br>1B | | | S FS 80<br>F FS 81<br>B FS 84<br>X SL 80<br>1-2 ①<br>G5-3 | | | B SI 95<br>S SI 95<br>B SI 96<br>C CU 83<br>F FF 97<br>B SI 94<br>X FF 95<br>3-2 ③<br>F8 | | 3 | 0 | 1 | 0 | 0 | 0 | 0 |
| 24 Ryan Hanigan, R (1, 2) OBP: 0.308, SLG: 0.354 | | C FF 96<br>B FF 94<br>1 SAFE<br>C FF 95<br>X FF 94<br>1-2 ②③<br>G6-4-3<br>1-2f | | | X FF 95<br>0-0<br>1B | | | B FF 94<br>X FF 94<br>1-0 ①<br>G5-3 | | 3 | 0 | 1 | 0 | 0 | 0 | 1 |

| | AB | 31 |
|---|---|---|
| | R | 0 |
| | H | 5 |
| | RBI | 0 |
| | BB | 1 |
| | SO | 8 |
| | LOB | 17 |

| Inning Stats | 1 | 2 | 3 | 4 | 5 | 6 | 7 | 8 | 9 |
|---|---|---|---|---|---|---|---|---|---|
| | R: 0 H: 1<br>E: 1 LOB: 3<br>K: 2 BB: 1<br>S: 21 P: 35 | R: 0 H: 1<br>E: 0 LOB: 0<br>K: 0 BB: 0<br>S: 11 P: 17 | R: 0 H: 0<br>E: 0 LOB: 0<br>K: 0 BB: 0<br>S: 6 P: 13 | R: 0 H: 1<br>E: 0 LOB: 1<br>K: 1 BB: 0<br>S: 10 P: 15 | R: 0 H: 1<br>E: 0 LOB: 1<br>K: 1 BB: 0<br>S: 8 P: 12 | R: 0 H: 1<br>E: 0 LOB: 0<br>K: 1 BB: 0<br>S: 14 P: 19 | R: 0 H: 0<br>E: 0 LOB: 0<br>K: 1 BB: 0<br>S: 8 P: 13 | R: 0 H: 0<br>E: 0 LOB: 0<br>K: 0 BB: 0<br>S: 5 P: 9 | R: 0 H: 0<br>E: 0 LOB: 0<br>K: 2 BB: 0<br>S: 10 P: 12 |

1B: 3 SF: 0
2B: 3 SAC: 0
3B: 0 DP: 2
HR: 0 HBP: 0

WP: 1 PA: 32
PB: 0
SB: 0
CS: 0

| PITCHER | | IP | WLS | BF | H | R | ER | SO | BB | IBB | HBP | BLK | WP | HR | S | P | ERA | WHIP |
|---|---|---|---|---|---|---|---|---|---|---|---|---|---|---|---|---|---|---|
| 39 Kevin Gausman, R<br>ERA: 2.74 | (1, 1) | 6.0 | W | 23 | 5 | 0 | 0 | 5 | 1 | 0 | 0 | 0 | 1 | 0 | 70 | 111 | 0.00 | 1.000 |
| 29 Tommy Hunter, R<br>ERA: 5.91 | (7, 1) | 2.0 | H | 6 | 0 | 0 | 0 | 1 | 0 | 0 | 0 | 0 | 0 | 0 | 13 | 22 | 0.00 | 0.000 |
| 53 Zack Britton, L<br>ERA: 0.72 | (9, 1) | 1.0 | S | 3 | 0 | 0 | 0 | 2 | 0 | 0 | 0 | 0 | 0 | 0 | 10 | 12 | 0.00 | 0.000 |

| PITCHER | IP | WLS | BF | H | R | ER | SO | BB | IBB | HBP | BLK | WP | HR | S | P | ERA | WHIP |
|---|---|---|---|---|---|---|---|---|---|---|---|---|---|---|---|---|---|

| Batter | 1 | 2 | 3 | 4 | 5 | 6 | 7 | 8 | 9 | AB | R | H | RBI | BB | SO | LOB |
|---|---|---|---|---|---|---|---|---|---|---|---|---|---|---|---|---|
| 21 Dexter Fowler, S (1, 8)<br>OBP: 0.388, SLG: 0.405 | C FF 94<br>B FF 96<br>S FF 95<br>B FF 96<br>F FF 95<br>X FF 96<br>2-2 ① L8 | | B FF 96<br>B FF 95<br>X FF 94<br>2-0 ③ F7 | | | C FF 93<br>B FF 94<br>B FF 94<br>X FF 92<br>2-1 ① L9 | | C FF 89<br>C CU 79<br>B FF 90<br>B FS 81<br>B FS 82<br>D FS 81<br>4-2 BB | | 3 | 0 | 0 | 0 | 1 | 0 | 0 |
| 27 Jose Altuve, R (1, 4)<br>OBP: 0.372, SLG: 0.443 | X FF 96<br>0-0 ② G5-3 | | | F SI 93<br>S SL 87<br>X SI 96<br>0-2 4 S 1B | | C FF 95<br>X FF 96<br>0-1 21 S 1B | | C CU 76<br>F FF 90<br>F FS 82<br>X CU 78<br>0-2 ② F9 | | 4 | 0 | 2 | 0 | 0 | 0 | 1 |
| 4 George Springer, R (1, 9)<br>OBP: 0.346, SLG: 0.460 | S FF 96<br>B FF 97<br>B FF 95<br>F FF 96<br>X FF 97<br>2-2 1B | | | C FF 94<br>D SI 96<br>C FF 95<br>B FF 95<br>D SL 88<br>X SL 86<br>3-2 ① P1<br>1-2 | | 1 SAFE<br>B FF 93<br>F SL 84<br>1 SAFE<br>F FF 92<br>D SL 87<br>1 SAFE<br>S SL 87<br>2-3 ② K | | B CU 78<br>F CU 77<br>D FS 81<br>X FF 90<br>2-1 ③ P3 | | 4 | 0 | 1 | 0 | 0 | 1 | 3 |
| 21 Jon Singleton, L (1, 3)<br>OBP: 0.303, SLG: 0.466 | C FF 94<br>B FF 96<br>B FF 94<br>B FF 94<br>F FF 94<br>S FF 95<br>3-3 ③ K | | | B FF 94<br>S FF 94<br>X SI 94<br>1-1 ② F7 | | 1 SAFE<br>S FF 95<br>1 SAFE<br>C FF 94<br>B FF 94<br>B FF 95<br>X SL 86<br>2-2 ③ P3<br>1-2 | | | C CU 80<br>B FF 92<br>B CU 80<br>S FF 92<br>S FF 92<br>2-3 ① K | 4 | 0 | 0 | 0 | 0 | 2 | 3 |
| 30 Matt Dominguez, R (1, 5)<br>OBP: 0.299, SLG: 0.403 | | C FF 95<br>T FF 96<br>F SL 87<br>B FF 96<br>S SL 89<br>1-3 ① K | | B FF 96<br>F FF 94<br>B FF 95<br>F SL 86<br>D SL 88<br>C FF 95<br>3-3 ③ K | | | B FF 94<br>X FF 94<br>1-0 ① F9 | | B SL 84<br>B FF 92<br>C FF 92<br>C FF 92<br>S FF 92<br>2-3 ② K | 4 | 0 | 0 | 0 | 0 | 3 | 1 |
| 15 Jason Castro, L (1, 2)<br>OBP: 0.303, SLG: 0.360 | | F SI 96<br>B FF 96<br>F FF 96<br>B FF 95<br>B SL 88<br>X SI 95<br>3-2 ② L8 | | | B FF 94<br>X CH 84<br>1-0 ① P4 | | B FF 94<br>B FF 94<br>B SI 92<br>B FF 92<br>4-0 BB | | C FF 93<br>S FF 88<br>C FF 92<br>0-3 ③ K | 3 | 0 | 0 | 0 | 1 | 1 | 0 |
| 23 Chris Carter, R (1, 10)<br>OBP: 0.276, SLG: 0.434 | | C SL 86<br>F FF 96<br>F FF 97<br>F FF 97<br>T SL 88<br>0-2 ③ K | | | C SL 86<br>S SL 87<br>T FF 94<br>0-2 ② K | | C SL 85<br>F FF 94<br>S SL 86<br>0-3 ② K | | | 3 | 0 | 0 | 0 | 0 | 3 | 1 |
| 8 Alex Presley, L (1, 7)<br>OBP: 0.288, SLG: 0.325 | | | B FF 94<br>X FF 93<br>1-0 ① L7 | | B FF 95<br>C FF 94<br>C CH 86<br>B FF 96<br>B SL 87<br>F FF 93<br>B FF 95<br>4-2 BB | | C FF 92<br>S CH 78<br>D FF 94<br>1 SAFE<br>S CH 79<br>1-3 ③ K | | | 2 | 0 | 0 | 0 | 1 | 1 | 1 |
| 2 Jonathan Villar, S (1, 6)<br>OBP: 0.257, SLG: 0.340 | | | S FF 95<br>B FF 96<br>B SI 95<br>F FF 95<br>F FF 95<br>S SL 88<br>2-3 ② K | | 1 SAFE<br>B FF 92<br>X SI 92<br>1-0 ③ F7 | | | C CU 76<br>B FF 90<br>S FF 90<br>B FS 82<br>B FS 82<br>X FF 90<br>3-2 ① G4-3 | | 3 | 0 | 0 | 0 | 0 | 1 | 1 |
| Inning Stats | R: 0<br>E: 0<br>K: 1<br>S: 11<br>H: 1<br>LOB: 1<br>BB: 0<br>P: 18 | R: 0<br>E: 0<br>K: 2<br>S: 12<br>H: 0<br>LOB: 0<br>BB: 0<br>P: 16 | R: 0<br>E: 0<br>K: 1<br>S: 6<br>H: 0<br>LOB: 0<br>BB: 0<br>P: 11 | R: 0<br>E: 0<br>K: 1<br>S: 11<br>H: 1<br>LOB: 1<br>BB: 0<br>P: 18 | R: 0<br>E: 0<br>K: 1<br>S: 8<br>H: 0<br>LOB: 1<br>BB: 1<br>P: 14 | R: 0<br>E: 0<br>K: 1<br>S: 10<br>H: 1<br>LOB: 1<br>BB: 0<br>P: 16 | R: 0<br>E: 0<br>K: 2<br>S: 7<br>H: 0<br>LOB: 1<br>BB: 1<br>P: 13 | R: 0<br>E: 0<br>K: 0<br>S: 11<br>H: 0<br>LOB: 1<br>BB: 1<br>P: 20 | R: 0<br>E: 0<br>K: 3<br>S: 9<br>H: 0<br>LOB: 0<br>BB: 0<br>P: 13 | 1B: 3<br>2B: 0<br>3B: 0<br>HR: 0 | SF: 0<br>SAC: 0<br>DP: 0<br>HBP: 0 | | | | | |

# TOP

## Houston Astros @ Tampa Bay Rays

Tropicana Field, St. Petersburg, FL

Thu Jun 19 2014, 7:14 PM - 10:17 PM EDT

Att. 10,880 - Dome - 72 F

livebaseballscorecards.com

| | |
|---|---|
| AB | 30 |
| R | 0 |
| H | 3 |
| RBI | 0 |
| BB | 3 |
| SO | 12 |
| LOB | 11 |

WP: 0 PB: 0 SB: 2 CS: 0 PA: 33

| PITCHER | IP | WLS | BF | H | R | ER | SO | BB | IBB | HBP | BLK | WP | HR | S | P | ERA | WHIP |
|---|---|---|---|---|---|---|---|---|---|---|---|---|---|---|---|---|---|
| 22 Chris Archer, R (1, 1)<br>ERA: 3.14 | 6.2 | W | 25 | 3 | 0 | 0 | 8 | 2 | 0 | 0 | 0 | 0 | 0 | 62 | 102 | 0.00 | 0.750 |
| 26 Brad Boxberger, R (7, 1)<br>ERA: 2.96 | 0.1 | H | 1 | 0 | 0 | 0 | 1 | 0 | 0 | 0 | 0 | 0 | 0 | 3 | 4 | 0.00 | 0.000 |
| 62 Joel Peralta, R (8, 1)<br>ERA: 3.69 | 1.0 | | 4 | 0 | 0 | 0 | 0 | 1 | 0 | 0 | 0 | 0 | 0 | 11 | 20 | 0.00 | 1.000 |
| 50 Grant Balfour, R (9, 1)<br>ERA: 5.72 | 1.0 | | 3 | 0 | 0 | 0 | 3 | 0 | 0 | 0 | 0 | 0 | 0 | 9 | 13 | 0.00 | 0.000 |

# Houston Astros @ Tampa Bay Rays

Tropicana Field, St. Petersburg, FL

Thu Jun 19 2014, 7:14 PM - 10:17 PM EDT

Att. 10,880 - Dome - 72 F

livebaseballscorecards.com

## BOTTOM

| Batter | 1 | 2 | 3 | 4 | 5 | 6 | 7 | 8 | 9 | AB | R | H | RBI | BB | SO | LOB |
|---|---|---|---|---|---|---|---|---|---|---|---|---|---|---|---|---|
| 8 Desmond Jennings, R (1, 8)<br>OBP: 0.326, SLG: 0.381 | C FF 91<br>B FF 92<br>B FC 85<br>F FF 92<br>X FC 84<br>2-2<br>18<br>E<br>1B | | B FC 84<br>B FC 85<br>C FF 91<br>B FF 91<br>B FF 90<br>4-1<br>1-2<br>BB | X FF 90<br>0-0 ③<br>F7 | | | D FF 93<br>X FF 92<br>1-0 ①<br>P4 | C SI 93<br>X SL 86<br>0-1 ③<br>G4-3 | | 4 | 0 | 1 | 0 | 1 | 0 | 3 |
| 18 Ben Zobrist, S (1, 4)<br>OBP: 0.323, SLG: 0.372 | B FF 91<br>F FF 91<br>1 SAFE<br>B CH 85<br>C FF 92<br>B FF 92<br>B FF 92<br>4-2<br>1-3<br>BB | | C CU 72<br>B FF 91<br>B CH 84<br>B FF 91<br>X FF 91<br>3-1 ①<br>P5 | | B FF 89<br>C FF 90<br>X CU 70<br>1-1 ①<br>F9 | | F FF 92<br>1 SAFE<br>X CH 84<br>0-1 ②<br>F9 | | | 3 | 0 | 0 | 0 | 1 | 0 | 3 |
| 39 Kevin Kiermaier, L (1, 9)<br>OBP: 0.366, SLG: 0.618 | F FF 92<br>B CH 86<br>B CU 72<br>C FF 91<br>F CU 73<br>F FF 92<br>F CU 72<br>S FF 92<br>2-3 ①<br>K | | F CU 72<br>C FF 92<br>F FF 91<br>B FF 93<br>B FC 86<br>D CU 74<br>C FC 83<br>3-3 ②<br>K | | C CU 71<br>X FC 84<br>0-1 ②<br>F9 | | D FF 94<br>X FF 92<br>1-0<br>1-H<br>HR | | | 4 | 1 | 1 | 2 | 0 | 2 | 4 |
| 3 Evan Longoria, R (1, 5)<br>OBP: 0.332, SLG: 0.408 | C FC 84<br>S FF 91<br>B FF 91<br>D CU 73<br>1 SAFE<br>B FF 92<br>C FC 83<br>3-3 ②<br>K | | B FF 91<br>X FC 84<br>1-0 ③<br>L5 | | C FF 91<br>S FF 91<br>B FF 92<br>S FC 85<br>1-3 ③<br>K | | X FF 94<br>0-0<br>HR | | | 4 | 1 | 1 | 1 | 0 | 2 | 4 |
| 21 James Loney, L (1, 3)<br>OBP: 0.338, SLG: 0.378 | C CU 72<br>C CU 73<br>F FF 91<br>X CU 74<br>0-2 ③<br>G1-3 | | | B FF 90<br>C CU 70<br>X CH 84<br>1-1<br>5<br>E<br>11<br>1B<br>1B | | B FF 89<br>B CU 70<br>F FF 90<br>F CU 70<br>S CU 72<br>2-3 ①<br>K | B CU 74<br>B CH 84<br>X CH 82<br>2-0<br>1B | | | 4 | 1 | 2 | 0 | 0 | 1 | 2 |
| 5 Brandon Guyer, R (1, 7)<br>OBP: 0.269, SLG: 0.338 | | S FF 90<br>B FF 92<br>S FC 83<br>X FF 92<br>1-2 ①<br>G6-3 | | L FF 91<br>S FC 80<br>F FC 82<br>B CU 74<br>B CU 72<br>X FF 90<br>2-2<br>FC4<br>11<br>1B<br>24<br>SH1<br>1-2 | | T FF 90<br>C FC 83<br>F CU 74<br>S FC 84<br>0-3 ②<br>K | X FF 93<br>0-0 ③<br>F8 | | | 4 | 1 | 0 | 0 | 0 | 1 | 2 |
| 20 Matt Joyce, L (1, 10)<br>OBP: 0.353, SLG: 0.389 | | C FF 93<br>X CH 87<br>0-1 ②<br>F9 | | B CU 71<br>X FF 91<br>1-0 ①<br>F3 | | B CU 72<br>X FF 90<br>1-0<br>2B | B SI 90<br>B SI 90<br>X SI 90<br>2-0 ①<br>G4-3 | | | 4 | 0 | 1 | 0 | 0 | 0 | 2 |
| 11 Yunel Escobar, R (1, 6)<br>OBP: 0.321, SLG: 0.336 | | X FF 92<br>0-0 ③<br>F9 | | B FC 83<br>C FF 91<br>B FC 84<br>B FF 90<br>X FF 91<br>3-1<br>24<br>SH1<br>1-3<br>2-H<br>1B | | C FF 90<br>B FF 91<br>C FC 84<br>B FF 90<br>X FC 83<br>2-2 ③<br>G6-3 | C SI 92<br>X SI 93<br>0-1 ②<br>L9 | | | 4 | 0 | 1 | 1 | 0 | 0 | 1 |
| 24 Ryan Hanigan, R (1, 2)<br>OBP: 0.322, SLG: 0.364 | | | B FF 88<br>B FF 92<br>C FC 82<br>B FC 84<br>B FF 90<br>4-1<br>8<br>BB<br>BB | B FC 84<br>X FF 90<br>1-0 ②<br>SH1<br>1-2<br>3-H | | | C FF 94<br>B FF 96<br>X FF 94<br>1-1<br>39<br>HR<br>1B | C SL 87<br>C SL 85<br>X SI 93<br>0-2<br>1B | | 2 | 1 | 2 | 1 | 1 | 0 | 0 |
| Inning Stats | R: 0 H: 1<br>E: 1 LOB: 2<br>K: 2 BB: 1<br>S: 18 P: 29 | R: 0 H: 0<br>E: 0 LOB: 0<br>K: 0 BB: 0<br>S: 6 P: 7 | R: 0 H: 0<br>E: 0 LOB: 2<br>K: 1 BB: 2<br>S: 9 P: 24 | R: 2 H: 2<br>E: 1 LOB: 1<br>K: 0 BB: 0<br>S: 11 P: 19 | R: 0 H: 0<br>E: 0 LOB: 0<br>K: 1 BB: 0<br>S: 7 P: 9 | R: 0 H: 1<br>E: 0 LOB: 1<br>K: 2 BB: 0<br>S: 11 P: 16 | R: 3 H: 4<br>E: 0 LOB: 1<br>K: 0 BB: 0<br>S: 9 P: 14 | R: 0 H: 1<br>E: 0 LOB: 1<br>K: 0 BB: 0<br>S: 8 P: 10 | | 1B: 6 SF: 0<br>2B: 1 SAC: 1<br>3B: 0 DP: 0<br>HR: 2 HBP: 0 | | | | | WP: 0 PA: 37<br>PB: 0<br>SB: 0<br>CS: 0 | |

| | AB | 33 |
|---|---|---|
| | R | 5 |
| | H | 9 |
| | RBI | 5 |
| | BB | 3 |
| | SO | 6 |
| | LOB | 21 |

| PITCHER | | IP | WLS | BF | H | R | ER | SO | BB | IBB | HBP | BLK | WP | HR | S | P | ERA | WHIP |
|---|---|---|---|---|---|---|---|---|---|---|---|---|---|---|---|---|---|---|
| 31 Collin McHugh, R<br>ERA: 2.76 | (1, 1) | 6.0 | L | 26 | 4 | 2 | 0 | 6 | 3 | 0 | 0 | 0 | 0 | 0 | 62 | 104 | 0.00 | 1.167 |
| 56 Paul Clemens, R<br>ERA: 6.08 | (7, 1) | 1.0 | | 7 | 4 | 3 | 3 | 0 | 0 | 0 | 0 | 0 | 0 | 2 | 9 | 14 | 27.00 | 4.000 |
| 50 Chad Qualls, R<br>ERA: 2.19 | (8, 1) | 1.0 | | 4 | 1 | 0 | 0 | 0 | 0 | 0 | 0 | 0 | 0 | 0 | 8 | 10 | 0.00 | 1.000 |

| PITCHER | IP | WLS | BF | H | R | ER | SO | BB | IBB | HBP | BLK | WP | HR | S | P | ERA | WHIP |
|---|---|---|---|---|---|---|---|---|---|---|---|---|---|---|---|---|---|

| Batter | 1 | 2 | 3 | 4 | 5 | 6 | 7 | 8 | 9 | AB | R | H | RBI | BB | SO | LOB |
|---|---|---|---|---|---|---|---|---|---|---|---|---|---|---|---|---|
| 21 Dexter Fowler, S (1, 8)<br>OBP: 0.388, SLG: 0.400 | C SI 91<br>B SI 92<br>C CH 85<br>B SI 93<br>F SI 94<br>F CH 85<br>S CH 86<br>2-3 ① K | | B CH 83<br>C SI 91<br>B SI 93<br>F CH 84<br>F FC 86<br>C SI 93<br>2-3 ① K | | B SI 92<br>B SI 91<br>B CH 84<br>B SI 92<br>4-0<br>4 F9 BB | | C FC 87<br>X SI 93<br>0-1 ③ G4-3 | | B FF 93<br>B CH 82<br>C FF 91<br>C CH 83<br>B CH 85<br>B CH 82<br>4-2 BB | 3 | 0 | 0 | 0 | 2 | 2 | 0 |
| 27 Jose Altuve, R (1, 4)<br>OBP: 0.375, SLG: 0.445 | C SI 93<br>C SI 94<br>B SI 95<br>F FC 88<br>X SI 94<br>1-2 21 BB 1B | | B SI 93<br>B CH 85<br>S SI 92<br>F FC 86<br>X CH 85<br>2-2 4 HR 1B | | X SI 93<br>0-0 ① F9 | | | F SI 92<br>C FC 85<br>X SI 93<br>0-2 21 E 1B | D FF 92<br>1 SAFE<br>B FF 90<br>X FF 90<br>2-0 ③ G4-3 | 5 | 1 | 3 | 0 | 0 | 0 | 2 |
| 4 George Springer, R (1, 9)<br>OBP: 0.344, SLG: 0.470 | 1 SAFE<br>1 SAFE<br>B FF 93<br>S CH 84<br>C SI 94<br>B SI 93<br>1 SAFE<br>F SI 94<br>C FC 89<br>2-3 ② K | | X CH 85<br>0-0 1-H HR | | B SI 94<br>F FF 94<br>S SI 94<br>1 SAFE<br>X FF 95<br>1-2 ② F9<br>1-2 | | | 1 SAFE<br>F SI 93<br>S FC 86<br>S FF 94<br>0-3 ① K | | 4 | 1 | 1 | 2 | 0 | 2 | 3 |
| 21 Jon Singleton, L (1, 3)<br>OBP: 0.300, SLG: 0.443 | B SI 94<br>F SI 93<br>1 SAFE<br>B SI 94<br>B SI 94<br>C SI 94<br>B SI 95<br>4-2<br>1-2 BB | | B SI 93<br>C FC 86<br>F KC 80<br>C SI 95<br>1-3 ② K | | C SI 93<br>S SI 94<br>C SI 94<br>0-3 ③ K | | | 1 SAFE<br>C SI 92<br>B SI 93<br>X FC 87<br>1-1 ② F9<br>1-2 | | 3 | 0 | 0 | 0 | 1 | 2 | 2 |
| 30 Matt Dominguez, R (1, 5)<br>OBP: 0.298, SLG: 0.399 | X CH 85<br>0-0 ③ L5 | | S KC 80<br>C FC 88<br>S SI 95<br>0-3 ③ K | | | X SI 93<br>0-0 ① F8 | | I IN 58<br>I IN 62<br>I IN 67<br>I IN 65<br>4-0 IBB | | 3 | 0 | 0 | 0 | 1 | 1 | 2 |
| 15 Jason Castro, L (1, 2)<br>OBP: 0.302, SLG: 0.363 | | X SI 91<br>0-0 14 FC1-4-5-6-4 2B | | C KC 77<br>S FC 85<br>C SI 93<br>0-3 ① K | | B SI 93<br>S FC 86<br>C SI 94<br>B SI 94<br>F FC 87<br>S SI 95<br>2-3 ② K | | B SI 93<br>F SI 92<br>B SI 94<br>F SI 94<br>S SI 94<br>2-3 ③ K | | 4 | 0 | 1 | 0 | 0 | 3 | 2 |
| 23 Chris Carter, R (1, 10)<br>OBP: 0.272, SLG: 0.426 | | F SI 93<br>F SI 94<br>C SI 94<br>0-3 ① K | | X KC 78<br>0-0 ② P5 | | C KC 79<br>F FC 88<br>X FF 94<br>0-2 ③ F7 | | | F FF 91<br>B FF 93<br>F FF 93<br>X CH 84<br>1-2 ① G4-3 | 4 | 0 | 0 | 0 | 0 | 1 | 1 |
| 14 Jesus Guzman, R (1, 7)<br>OBP: 0.288, SLG: 0.286<br>8 Alex Presley, L (7, 7)<br>OBP: 0.287, SLG: 0.323 | | C KC 78<br>S SI 94<br>B SI 94<br>B FF 94<br>X SI 94<br>2-2 ② FC1-4-5-6-4<br>2-3 | | B KC 78<br>C SI 92<br>B KC 77<br>X CH 84<br>2-1 1B | | | C KC 78<br>B FF 93<br>S KC 78<br>S FC 87<br>1-3 ① K | | B FF 92<br>C CH 82<br>S FF 92<br>X CH 85<br>1-2 ② G1-3 | 3<br>1 | 0<br>0 | 1<br>0 | 0<br>0 | 0<br>0 | 1<br>0 | 1<br>0 |
| 2 Jonathan Villar, S (1, 6)<br>OBP: 0.257, SLG: 0.352 | | S CH 85<br>S SI 94<br>B SI 95<br>X FC 89<br>1-2 ③ G4-3 | | B FC 87<br>X SI 93<br>1-0 ③ G4-3 | | | C SI 93<br>F KC 79<br>X SI 93<br>0-2 ② F9 | | B FF 93<br>C FF 91<br>T FF 92<br>F FF 94<br>B CH 84<br>F CH 84<br>X FF 93<br>2-2 HR | 4 | 1 | 1 | 1 | 0 | 0 | 2 |
| Inning Stats | R: 0<br>E: 0<br>K: 2<br>S: 16<br>H: 1<br>LOB: 2<br>BB: 1<br>P: 25 | R: 0<br>E: 0<br>K: 1<br>S: 10<br>H: 1<br>LOB: 1<br>BB: 0<br>P: 13 | R: 2<br>E: 0<br>K: 3<br>S: 14<br>H: 2<br>LOB: 0<br>BB: 0<br>P: 19 | R: 0<br>E: 0<br>K: 1<br>S: 7<br>H: 1<br>LOB: 1<br>BB: 0<br>P: 10 | R: 0<br>E: 0<br>K: 1<br>S: 7<br>H: 0<br>LOB: 1<br>BB: 1<br>P: 12 | R: 0<br>E: 0<br>K: 1<br>S: 8<br>H: 0<br>LOB: 0<br>BB: 0<br>P: 10 | R: 0<br>E: 0<br>K: 1<br>S: 8<br>H: 0<br>LOB: 0<br>BB: 0<br>P: 9 | R: 0<br>E: 1<br>K: 2<br>S: 11<br>H: 1<br>LOB: 2<br>BB: 1<br>P: 18 | R: 1<br>E: 0<br>K: 0<br>S: 14<br>H: 1<br>LOB: 1<br>BB: 1<br>P: 24 | 1B: 4<br>2B: 1<br>3B: 0<br>HR: 2<br>SF: 0<br>SAC: 0<br>DP: 0<br>HBP: 0 | | | | | | |

TOP

# Houston Astros @ Tampa Bay Rays

Tropicana Field, St. Petersburg, FL

Fri Jun 20 2014, 7:13 PM - 10:09 PM EDT

Att. 13,961 - Dome - 72 F

livebaseballscorecards.com

| | |
|---|---|
| AB | 34 |
| R | 3 |
| H | 7 |
| RBI | 3 |
| BB | 4 |
| SO | 12 |
| LOB | 15 |

| PITCHER | | IP | WLS | BF | H | R | ER | SO | BB | IBB | HBP | BLK | WP | HR | S | P | ERA | WHIP |
|---|---|---|---|---|---|---|---|---|---|---|---|---|---|---|---|---|---|---|
| 14 David Price, L<br>ERA: 3.81 | (1, 1) | 8.0 | L | 33 | 6 | 2 | 2 | 12 | 2 | 1 | 0 | 0 | 0 | 1 | 81 | 116 | 2.25 | 1.000 |
| 46 Juan Carlos Oviedo, R<br>ERA: 2.49 | (9, 1) | 1.0 | | 5 | 1 | 1 | 1 | 0 | 1 | 0 | 0 | 0 | 0 | 1 | 14 | 24 | 9.00 | 2.000 |

| PITCHER | IP | WLS | BF | H | R | ER | SO | BB | IBB | HBP | BLK | WP | HR | S | P | ERA | WHIP |
|---|---|---|---|---|---|---|---|---|---|---|---|---|---|---|---|---|---|

# BOTTOM

## Houston Astros @ Tampa Bay Rays

Tropicana Field, St. Petersburg, FL

Fri Jun 20 2014, 7:13 PM - 10:09 PM EDT

Att. 13,961 - Dome - 72 F

| Batter | 1 | 2 | 3 | 4 | 5 | 6 | 7 | 8 | 9 | AB | R | H | RBI | BB | SO | LOB |
|---|---|---|---|---|---|---|---|---|---|---|---|---|---|---|---|---|
| 8 Desmond Jennings, R (1, 8)<br>OBP: 0.322, SLG: 0.375 | F FF 94<br>B FF 95<br>C FC 94<br>B FC 95<br>X FF 94<br>2-2 ① G5-3 | | B FC 94<br>C FF 93<br>S KC 79<br>X FC 94<br>1-2 ② G4-3<br>2-3 | | | C FC 91<br>B KC 77<br>B KC 76<br>F FC 91<br>F FC 93<br>B KC 79<br>X FC 92<br>3-2 ① G6-3 | | C FC 92<br>X FC 93<br>0-1 ② P4 | | 4 | 0 | 0 | 0 | 0 | 0 | 2 |
| 39 Kevin Kiermaier, L (1, 9)<br>OBP: 0.360, SLG: 0.595 | C FF 94<br>B CH 83<br>F FF 94<br>X FC 94<br>1-2 ② G4-3 | | D CH 84<br>C KC 77<br>B FC 94<br>B FC 93<br>B FC 93<br>4-1 BB | | | F FC 92<br>F KC 77<br>X KC 78<br>0-2 ② G4-3 | | B FC 92<br>C FC 91<br>F FC 92<br>D FC 92<br>D FF 94<br>C KC 79<br>3-3 ③ K | | 3 | 0 | 0 | 0 | 1 | 1 | 1 |
| 3 Evan Longoria, R (1, 5)<br>OBP: 0.328, SLG: 0.402 | F FC 94<br>B FC 94<br>F FC 94<br>B FC 93<br>X FF 94<br>2-2 ③ F9 | | B KC 79<br>B FC 94<br>X FC 94<br>2-0 ③ F8 | | | B FC 93<br>X FF 92<br>1-0 ③ G5-3 | | | B SI 92<br>B SI 90<br>C SI 89<br>X SI 91<br>2-1 E6<br>18<br>FC3-6<br>21<br>1B<br>11<br>1B | 4 | 1 | 0 | 0 | 0 | 0 | 2 |
| 21 James Loney, L (1, 3)<br>OBP: 0.337, SLG: 0.376 | | F FC 92<br>B FF 92<br>C FC 93<br>X FC 93<br>1-2 ① G3 | | C FC 92<br>C KC 78<br>B KC 79<br>B KC 78<br>F CH 84<br>B FC 93<br>F FF 93<br>X FF 93<br>3-2 ① G6-3 | | | C FC 92<br>X KC 76<br>0-1 ① G1-3 | | B SI 91<br>X SI 91<br>1-0<br>18<br>FC3-6<br>1-2<br>1B | 4 | 0 | 1 | 0 | 0 | 0 | 0 |
| 19 Jerry Sands, R (1, 10)<br>OBP: 0.263, SLG: 0.389<br>20 Matt Joyce, L (9, PH)<br>OBP: 0.351, SLG: 0.387 | | B FC 94<br>F FF 94<br>C KC 76<br>X FC 93<br>1-2<br>5<br>1B<br>1B | | X FF 94<br>0-0 ② L8 | | | B KC 77<br>B FC 92<br>X FC 92<br>2-0 ② F9 | | F SI 92<br>C SL 86<br>F SL 86<br>S SL 87<br>0-3 ① K | 3<br>1 | 0<br>0 | 1<br>0 | 0<br>0 | 0<br>0 | 0<br>1 | 0<br>2 |
| 5 Brandon Guyer, R (1, 7)<br>OBP: 0.286, SLG: 0.353<br>18 Ben Zobrist, S (9, PH)<br>OBP: 0.322, SLG: 0.370 | | C FC 92<br>1 SAFE<br>1 SAFE<br>F FC 92<br>D KC 79<br>B KC 77<br>F KC 77<br>X FC 93<br>2-2<br>11<br>G1-4-3<br>1-2<br>1B | | B FC 93<br>B FC 92<br>F FF 93<br>B FF 93<br>X FF 92<br>3-1 ③ G5-3 | | | B FC 92<br>X FF 92<br>1-0<br>1B | | B SI 92<br>X SI 92<br>1-0 ② FC3-6<br>11<br>1B<br>1-2f<br>2-3 | 3<br>1 | 0<br>0 | 2<br>0 | 0<br>0 | 0<br>0 | 0<br>0 | 0<br>2 |
| 11 Yunel Escobar, R (1, 6)<br>OBP: 0.320, SLG: 0.335 | | D KC 76<br>X FC 93<br>1-0 ② ③ G1-4-3<br>1-2f | | | B FC 92<br>X FC 91<br>1-0 ① P6 | | C FF 93<br>X KC 78<br>0-1 ③ G6-3 | | B SI 92<br>X SI 91<br>1-0<br>1-2<br>3-H<br>1B | 4 | 0 | 1 | 1 | 0 | 0 | 3 |
| 28 José Molina, R (1, 2)<br>OBP: 0.196, SLG: 0.152<br>1 Sean Rodríguez, R (8, PR)<br>OBP: 0.261, SLG: 0.495<br>24 Ryan Hanigan, R (9, 2)<br>OBP: 0.320, SLG: 0.361 | | | B FC 92<br>X FF 92<br>1-0<br>8<br>G4-3<br>11<br>S<br>1B | | C FC 92<br>X FC 91<br>0-1 ② F9 | | | B FF 92<br>X FC 91<br>1-0<br>11<br>1B<br>1B | C SL 85<br>C SL 87<br>S SL 86<br>0-3 ③ K | 3<br>0<br>1 | 0<br>0<br>0 | 2<br>0<br>0 | 0<br>0<br>0 | 0<br>0<br>1 | 0<br>0<br>2 | 0<br>0<br>2 |
| 11 Logan Forsythe, R (1, 4)<br>OBP: 0.248, SLG: 0.246 | | | C FC 93<br>B FC 92<br>F FC 92<br>D KC 78<br>B KC 77<br>F FC 93<br>F FC 93<br>F FC 94<br>F FC 93<br>3-3<br>S KC 79<br>1-2 ① K | | X FF 93<br>0-0 ③ F9 | | | C KC 77<br>D KC 77<br>C KC 77<br>B KC 77<br>X KC 76<br>2-2 ①<br>1-2<br>1B | | 3 | 0 | 1 | 0 | 0 | 1 | 1 |
| Inning Stats | R: 0<br>E: 0<br>K: 0<br>S: 9<br>H: 0<br>LOB: 0<br>BB: 0<br>P: 14 | R: 0<br>E: 0<br>K: 0<br>S: 11<br>H: 2<br>LOB: 1<br>BB: 0<br>P: 16 | R: 0<br>E: 0<br>K: 1<br>S: 13<br>H: 1<br>LOB: 2<br>BB: 1<br>P: 24 | R: 0<br>E: 0<br>K: 0<br>S: 8<br>H: 0<br>LOB: 0<br>BB: 0<br>P: 14 | R: 0<br>E: 0<br>K: 0<br>S: 4<br>H: 0<br>LOB: 0<br>BB: 0<br>P: 5 | R: 0<br>E: 0<br>K: 0<br>S: 8<br>H: 0<br>LOB: 0<br>BB: 0<br>P: 12 | R: 0<br>E: 0<br>K: 0<br>S: 6<br>H: 1<br>LOB: 1<br>BB: 0<br>P: 9 | R: 0<br>E: 0<br>K: 1<br>S: 9<br>H: 2<br>LOB: 1<br>BB: 0<br>P: 15 | R: 1<br>E: 1<br>K: 2<br>S: 12<br>H: 2<br>LOB: 2<br>BB: 0<br>P: 17 | 1B: 8<br>2B: 0<br>3B: 0<br>HR: 0<br>SF: 0<br>SAC: 0<br>DP: 1<br>HBP: 0 | | | | | | WP: 0<br>PB: 0<br>SB: 1<br>CS: 0<br>PA: 35 | |

livebaseballscorecards.com

| | AB | 34 |
|---|---|---|
| | R | 1 |
| | H | 8 |
| | RBI | 1 |
| | BB | 1 |
| | SO | 4 |
| | LOB | 15 |

| PITCHER | | IP | WLS | BF | H | R | ER | SO | BB | IBB | HBP | BLK | WP | HR | S | P | ERA | WHIP |
|---|---|---|---|---|---|---|---|---|---|---|---|---|---|---|---|---|---|---|
| 48 Jarred Cosart, R<br>ERA: 3.78 | (1, 1) | 8.0 | W | 29 | 6 | 0 | 0 | 2 | 1 | 0 | 0 | 0 | 0 | 0 | 68 | 109 | 0.00 | 0.875 |
| 50 Chad Qualls, R<br>ERA: 2.1 | (9, 1) | 1.0 | S | 6 | 2 | 1 | 0 | 2 | 0 | 0 | 0 | 0 | 0 | 0 | 12 | 17 | 0.00 | 2.000 |

| PITCHER | IP | WLS | BF | H | R | ER | SO | BB | IBB | HBP | BLK | WP | HR | S | P | ERA | WHIP |
|---|---|---|---|---|---|---|---|---|---|---|---|---|---|---|---|---|---|

# Houston Astros @ Tampa Bay Rays

Tropicana Field, St. Petersburg, FL

Sat Jun 21 2014, 4:12 PM - 7:16 PM EDT

Att. 17,551 - Dome - 72 F

TOP

livebaseballscorecards.com

| Batter | 1 | 2 | 3 | 4 | 5 | 6 | 7 | 8 | 9 | AB | R | H | RBI | BB | SO | LOB |
|---|---|---|---|---|---|---|---|---|---|---|---|---|---|---|---|---|
| 21 Dexter Fowler, S (1, 8)<br>OBP: 0.383, SLG: 0.394 | F7 | | | L8 | | K | | | F9 | 4 | 0 | 0 | 0 | 0 | 1 | 0 |
| 27 Jose Altuve, R (1, 4)<br>OBP: 0.377, SLG: 0.444 | G6-3 | | | 4 BB 1B | | BB | | | F8 | 3 | 0 | 1 | 0 | 1 | 0 | 0 |
| 4 George Springer, R (1, 9)<br>OBP: 0.343, SLG: 0.463 | L7 | | | BB | | K | | | P4 | 3 | 0 | 0 | 0 | 1 | 1 | 1 |
| 21 Jon Singleton, L (1, 3)<br>OBP: 0.288, SLG: 0.422 | | G6-3 | | K | | | K | | | 3 | 0 | 0 | 0 | 0 | 2 | 2 |
| 30 Matt Dominguez, R (1, 5)<br>OBP: 0.295, SLG: 0.394 | | G6-3 | | F8 | | | F9 | | | 3 | 0 | 0 | 0 | 0 | 0 | 2 |
| 15 Jason Castro, L (1, 10)<br>OBP: 0.298, SLG: 0.358 | | K | | | K | | K | | | 3 | 0 | 0 | 0 | 0 | 3 | 0 |
| 22 Carlos Corporán, S (1, 2)<br>OBP: 0.267, SLG: 0.416 | | | F8 | | K | | | L4 | | 3 | 0 | 0 | 0 | 0 | 1 | 0 |
| 8 Alex Presley, L (1, 7)<br>OBP: 0.282, SLG: 0.317 | | | K | | G5-3 | | | L9 | | 3 | 0 | 0 | 0 | 0 | 1 | 0 |
| 9 Marwin Gonzalez, S (1, 6)<br>OBP: 0.330, SLG: 0.374 | | | G3-1 | | | K | | K | | 3 | 0 | 0 | 0 | 0 | 2 | 0 |

| | | | | | | | | | |
|---|---|---|---|---|---|---|---|---|---|
| AB | 28 | 1B | 1 | SF | 0 | WP | 0 | PA | 30 |
| R | 0 | 2B | 0 | SAC | 0 | PB | 0 | | |
| H | 1 | 3B | 0 | DP | 0 | SB | 0 | | |
| RBI | 0 | HR | 0 | HBP | 0 | CS | 0 | | |
| BB | 2 | | | | | | | | |
| SO | 11 | | | | | | | | |
| LOB | 5 | | | | | | | | |

| Inning Stats | 1 | 2 | 3 | 4 | 5 | 6 | 7 | 8 | 9 |
|---|---|---|---|---|---|---|---|---|---|
| R | 0 | 0 | 0 | 0 | 0 | 0 | 0 | 0 | 0 |
| E | 0 | 0 | 0 | 0 | 0 | 0 | 0 | 0 | 0 |
| K | 0 | 1 | 1 | 1 | 2 | 3 | 2 | 1 | 0 |
| S | 5 | 8 | 7 | 12 | 12 | 12 | 8 | 11 | 13 |
| H | 0 | 0 | 0 | 1 | 0 | 0 | 0 | 0 | 0 |
| LOB | 0 | 0 | 0 | 2 | 0 | 0 | 0 | 0 | 0 |
| BB | 0 | 0 | 0 | 1 | 0 | 1 | 0 | 0 | 0 |
| P | 9 | 11 | 11 | 23 | 18 | 19 | 11 | 14 | 18 |

| PITCHER | | IP | WLS | BF | H | R | ER | SO | BB | IBB | HBP | BLK | WP | HR | S | P | ERA | WHIP |
|---|---|---|---|---|---|---|---|---|---|---|---|---|---|---|---|---|---|---|
| 23 Jake Odorizzi, R<br>ERA: 4.29 | (1, 1) | 7.1 | W | 25 | 1 | 0 | 0 | 10 | 2 | 0 | 0 | 0 | 0 | 0 | 70 | 111 | 0.00 | 0.409 |
| 26 Brad Boxberger, R<br>ERA: 2.88 | (8, 1) | 0.2 | | 2 | 0 | 0 | 0 | 1 | 0 | 0 | 0 | 0 | 0 | 0 | 5 | 5 | 0.00 | 0.000 |
| 49 Kirby Yates, R<br>ERA: 1.35 | (9, 1) | 1.0 | | 3 | 0 | 0 | 0 | 0 | 0 | 0 | 0 | 0 | 0 | 0 | 13 | 18 | 0.00 | 0.000 |

# BOTTOM

## Houston Astros @ Tampa Bay Rays

Tropicana Field, St. Petersburg, FL

Sat Jun 21 2014, 4:12 PM - 7:16 PM EDT

Att. 17,551 - Dome - 72 F

| Batter | 1 | 2 | 3 | 4 | 5 | 6 | 7 | 8 | 9 | AB | R | H | RBI | BB | SO | LOB |
|---|---|---|---|---|---|---|---|---|---|---|---|---|---|---|---|---|
| 8 Desmond Jennings, R (1, 8) OBP: 0.327, SLG: 0.381 | C SI 88<br>S SL 83<br>B SL 82<br>X SI 89<br>1-2 ① G6-3 | B CU 76<br>B SI 90<br>X SI 88<br>2-0 39 G4-3 2B | | B SI 88<br>F SL 82<br>F SL 81<br>B CU 78<br>X SI 88<br>2-2 18 FC4-6 1B | B SI 92<br>B CU 78<br>F CH 84<br>F FF 92<br>D SL 84<br>F FC 90<br>X FF 92<br>3-2 ③ F7 | | | B SI 91<br>B FC 89<br>C CH 85<br>C CH 84<br>B FC 91<br>B FF 91<br>4-2 39 WP 18 BB 21 1B 1-2 BB | | 4 | 1 | 2 | 0 | 1 | 0 | 1 |
| 18 Ben Zobrist, S (1, 4) OBP: 0.327, SLG: 0.370 | C SI 89<br>B SI 89<br>B CU 76<br>S SI 89<br>X SL 82<br>2-2 39 2B 1B | B CH 84<br>C CH 84<br>F SI 88<br>D CU 78<br>B SI 88<br>B CH 84<br>4-2 39 G4-3 BB | | F CH 86<br>1 SAFE<br>C CH 82<br>1 SAFE<br>X SI 87<br>0-2 ② FC4-6 1-2f | | C FF 92<br>X CH 85<br>0-1 ① G4-3 | | B SI 91<br>B CH 85<br>B SI 91<br>B SI 92<br>4-0 39 WP 21 1B 1-2 2-3 BB | | 3 | 2 | 1 | 0 | 2 | 0 | 1 |
| 39 Kevin Kiermaier, L (1, 9) OBP: 0.363, SLG: 0.590 | S SI 88<br>X SI 88<br>0-1 3 1B 21 1B 1-H 2B | C SI 88<br>B SI 88<br>B SI 87<br>X SI 88<br>2-1 G4-3 1-2 2-3 | | 1 SAFE<br>1 SAFE<br>C CU 78<br>F SI 87<br>D CU 75<br>1 SAFE<br>F CU 75<br>F SI 88<br>X CU 77<br>1-2 ③ G4-3 | | B FC 88<br>F SI 92<br>B SL 80<br>B FC 90<br>C CH 85<br>X SI 93<br>3-2 ② G4-3 | | B CH 84<br>F FC 90<br>H FF 91<br>2-1 21 1B 1-2 2-3 3-H HBP | | 4 | 1 | 1 | 1 | 0 | 0 | 3 |
| 3 Evan Longoria, R (1, 5) OBP: 0.329, SLG: 0.400 | C SL 83<br>F SI 90<br>X CU 78<br>0-2 21 1B 2-3 1B | C SL 82<br>D SI 90<br>F SL 81<br>X FF 90<br>1-2 ③ F8 | | | H CU 74<br>1-0 21 S 5 1B HBP | C SI 94<br>X CH 86<br>0-1 ③ F9 | | F FC 90<br>F SI 92<br>C FC 89<br>0-3 ② K | | 4 | 1 | 1 | 0 | 0 | 1 | 5 |
| 21 James Loney, L (1, 3) OBP: 0.338, SLG: 0.376 | B SI 87<br>1 SAFE<br>S SI 87<br>X SI 88<br>1-1 5 SH1-3 1-3 3-H 1B | | C SI 88<br>S SL 82<br>B CH 84<br>X FF 90<br>1-2 ① L7 | | B SI 87<br>B SI 87<br>B CH 83<br>C SI 87<br>X SI 87<br>3-1 ① L7 1-2 | | B FF 92<br>C CH 86<br>F FF 93<br>X SL 82<br>1-2 ① L1-6-3 | B FF 92<br>C FC 90<br>F FF 90<br>X CH 85<br>1-2 1-3 2-H 3-H 1B | | 5 | 0 | 2 | 3 | 0 | 0 | 1 |
| 5 Brandon Guyer, R (1, 7) OBP: 0.284, SLG: 0.347 | B SI 88<br>X SI 88<br>1-0 ② SH1-3 1-2 | | B CU 76<br>B SI 89<br>F SI 88<br>B SI 89<br>X SI 89<br>3-1 ② G6-3 | | D SL 82<br>X SI 87<br>1-0 20 2B 2-H 1B | | B FC 90<br>X SI 93<br>1-0 ② G6-3 | B SI 92<br>S FC 89<br>F FF 93<br>F SL 82<br>F FF 92<br>T FC 90<br>1-2 ③ K | | 4 | 1 | 1 | 1 | 0 | 1 | 2 |
| 20 Matt Joyce, L (1, 10) OBP: 0.358, SLG: 0.393 | B CU 76<br>C SL 80<br>B CU 76<br>B SI 88<br>B CH 85<br>4-1 BB | | C SI 89<br>B CU 76<br>B FF 88<br>B SI 88<br>F SI 88<br>B SI 89<br>4-2 11 FC6-4 BB | | X SI 87<br>0-0 24 2B 1-H 2B | | C CH 86<br>F FC 90<br>B SL 83<br>B FF 93<br>B SI 93<br>S CH 84<br>3-3 ③ K | | | 2 | 1 | 1 | 1 | 2 | 1 | 0 |
| 11 Yunel Escobar, R (1, 6) OBP: 0.316, SLG: 0.329 | B SL 82<br>X SL 81<br>1-0 ③ G3-1 | | X SI 88<br>0-0 ③ FC6-4 1-2f | | X FC 90<br>0-0 ② L7 | | | S FC 89<br>T FC 89<br>X FF 92<br>0-2 ① F9 | | 4 | 0 | 0 | 0 | 0 | 0 | 5 |
| 24 Ryan Hanigan, R (1, 2) OBP: 0.325, SLG: 0.372 | | B SI 89<br>C SI 88<br>C SL 82<br>X SL 82<br>1-2 ① G5-3 | | C SL 81<br>C SL 80<br>B SL 80<br>X SI 89<br>1-2 ① G5-3 | D SL 80<br>X FC 90<br>1-0 2-H 2B | | | B FC 89<br>C FF 93<br>B FC 90<br>F SI 92<br>X FC 91<br>2-2 18 BB 8 BB 39 WP 1B | | 4 | 1 | 2 | 1 | 0 | 0 | 0 |
| Inning Stats | R: 2<br>E: 0<br>K: 0<br>S: 16<br>H: 4<br>LOB: 3<br>BB: 1<br>P: 26 | R: 0<br>E: 0<br>K: 0<br>S: 11<br>H: 1<br>LOB: 2<br>BB: 1<br>P: 21 | R: 0<br>E: 0<br>K: 0<br>S: 8<br>H: 0<br>LOB: 1<br>BB: 1<br>P: 16 | R: 0<br>E: 0<br>K: 0<br>S: 14<br>H: 1<br>LOB: 1<br>BB: 0<br>P: 18 | R: 3<br>E: 0<br>K: 0<br>S: 10<br>H: 3<br>LOB: 1<br>BB: 0<br>P: 19 | R: 0<br>E: 0<br>K: 0<br>S: 7<br>H: 0<br>LOB: 0<br>BB: 0<br>P: 10 | R: 0<br>E: 0<br>K: 1<br>S: 7<br>H: 0<br>LOB: 0<br>BB: 0<br>P: 12 | R: 3<br>E: 0<br>K: 2<br>S: 20<br>H: 2<br>LOB: 2<br>BB: 2<br>P: 34 | | 1B: 7<br>2B: 4<br>3B: 0<br>HR: 0<br>SF: 0<br>SAC: 1<br>DP: 0<br>HBP: 2 | | | | | | |

| PITCHER | IP | WLS | BF | H | R | ER | SO | BB | IBB | HBP | BLK | WP | HR | S | P | ERA | WHIP |
|---|---|---|---|---|---|---|---|---|---|---|---|---|---|---|---|---|---|
| 58 Jake Buchanan, R (1, 1) ERA: 10.38 | 4.1 | L | 25 | 8 | 5 | 5 | 0 | 3 | 0 | 1 | 0 | 0 | 0 | 53 | 90 | 10.38 | 2.538 |
| 36 Jerome Williams, R (5, 1) ERA: 5.56 | 3.2 | | 17 | 3 | 3 | 3 | 3 | 2 | 0 | 1 | 0 | 1 | 0 | 40 | 66 | 7.36 | 1.364 |

| PITCHER | IP | WLS | BF | H | R | ER | SO | BB | IBB | HBP | BLK | WP | HR | S | P | ERA | WHIP |
|---|---|---|---|---|---|---|---|---|---|---|---|---|---|---|---|---|---|

| | |
|---|---|
| AB | 34 |
| R | 8 |
| H | 11 |
| RBI | 7 |
| BB | 5 |
| SO | 3 |
| LOB | 18 |

WP: 1 PA: 42
PB: 0
SB: 1
CS: 0

livebaseballscorecards.com

| Batter | 1 | 2 | 3 | 4 | 5 | 6 | 7 | 8 | 9 | AB | R | H | RBI | BB | SO | LOB |
|---|---|---|---|---|---|---|---|---|---|---|---|---|---|---|---|---|
| 21 Dexter Fowler, S (1, 8)<br>OBP: 0.383, SLG: 0.405 | X SI 84<br>0-0<br>HR | | C CU 75<br>B SI 88<br>F CU 74<br>B FF 89<br>C CH 73<br>2-3 ①<br>K<br>2-3 | | X SI 90<br>0-0<br>1B | | F FF 91<br>F CU 82<br>B SL 83<br>S FF 91<br>1-3 ②<br>K | | C CU 77<br>F FS 82<br>B FF 89<br>F FS 83<br>X FF 91<br>1-2 ③<br>F9 | 5 | 1 | 2 | 1 | 0 | 2 | 1 |
| 27 Jose Altuve, R (1, 4)<br>OBP: 0.378, SLG: 0.443 | C FF 85<br>B FF 85<br>C CH 73<br>B CU 73<br>C FS 79<br>2-3 ①<br>K | | F FF 88<br>B CU 74<br>B CH 73<br>F FF 88<br>X FF 90<br>2-2<br>4<br>HBP<br>3-H<br>1B | | C CU 74<br>F CU 76<br>X CH 73<br>0-2 ②<br>L8 | | B FF 91<br>B FF 91<br>B FF 91<br>C FF 92<br>C FC 91<br>F FF 91<br>B FF 91<br>4-2<br>BB | | | 3 | 0 | 1 | 1 | 1 | 1 | 1 |
| 4 George Springer, R (1, 9)<br>OBP: 0.345, SLG: 0.459 | C CU 74<br>B FS 79<br>B FF 88<br>F FF 88<br>B FF 88<br>B FF 89<br>4-2<br>BB | | B FF 87<br>B CU 75<br>C FF 87<br>S SI 89<br>F SI 90<br>F CU 76<br>F CH 70<br>H FF 89<br>3-2<br>30<br>G6-4-3<br>1-2<br>HBP | | S FF 88<br>S FF 91<br>X FF 90<br>0-2 ③<br>F7 | | 1 SAFE<br>B SL 84<br>C FF 92<br>F FF 91<br>X FF 93<br>1-2 ③<br>F8 | | | 2 | 0 | 0 | 0 | 1 | 0 | 2 |
| 30 Matt Dominguez, R (1, 5)<br>OBP: 0.291, SLG: 0.389 | B FS 78<br>S CH 71<br>X FF 88<br>1-1 ②<br>F8 | | B FS 79<br>D CU 74<br>X CH 74<br>2-0 ②③<br>G6-4-3<br>1-2f | | | S SI 88<br>B FF 86<br>C CU 76<br>F CU 75<br>S CH 74<br>1-3 ①<br>K | | C SI 94<br>B CU 78<br>F FF 94<br>X SI 97<br>1-2 ①<br>F9 | | 4 | 0 | 0 | 0 | 0 | 1 | 3 |
| 23 Chris Carter, R (1, 10)<br>OBP: 0.271, SLG: 0.423 | S CH 72<br>B FF 86<br>F FF 86<br>B FF 87<br>B FF 87<br>C CH 72<br>3-3 ③<br>K | | | S CU 74<br>B CU 75<br>C SI 87<br>F FF 88<br>F FS 83<br>F FF 87<br>S CH 73<br>1-3 ①<br>K | | C SI 88<br>B CU 77<br>B CH 73<br>C CU 76<br>B CU 76<br>F FF 91<br>F FS 75<br>X SI 90<br>3-2<br>19<br>WP<br>14<br>1B<br>1B | | S FF 95<br>X FF 95<br>0-1 ②<br>F9 | | 4 | 0 | 1 | 0 | 0 | 2 | 1 |
| 14 Jesus Guzman, R (1, 3)<br>OBP: 0.295, SLG: 0.287 | | C FF 86<br>B CU 74<br>C CU 75<br>X CH 72<br>1-2 ①<br>F8 | | B SI 88<br>C CU 75<br>B CH 74<br>C CU 75<br>B CU 77<br>S CU 76<br>3-3 ②<br>K | | C SI 89<br>B SI 90<br>B SI 89<br>B CU 74<br>X SI 87<br>3-1<br>19<br>WP<br>1-2<br>1B | | B FF 97<br>B FF 95<br>C SI 95<br>B SI 97<br>B SI 95<br>4-1<br>BB | | 3 | 0 | 1 | 0 | 1 | 1 | 0 |
| 22 Carlos Corporán, S (1, 2)<br>OBP: 0.267, SLG: 0.407 | | F FF 88<br>B FF 88<br>B CH 71<br>C CU 74<br>X CU 75<br>2-2 ②<br>F9 | | S CU 76<br>X CU 77<br>0-1<br>1B | | B CH 83<br>C CH 82<br>X CH 83<br>1-1 ②<br>F7 | | F FF 94<br>S SI 96<br>S SI 95<br>0-3 ③<br>K | | 4 | 0 | 1 | 0 | 0 | 1 | 3 |
| 19 Robbie Grossman, S (1, 7)<br>OBP: 0.281, SLG: 0.273<br>15 Jason Castro, L (9, PH)<br>OBP: 0.297, SLG: 0.357 | | C CH 73<br>B FF 89<br>X CU 75<br>1-1 ③<br>G5-3 | | C SI 90<br>F SI 91<br>B CU 74<br>B FF 89<br>S CU 75<br>2-3 ③<br>K | | B FF 91<br>F CH 82<br>B FF 92<br>B CH 82<br>C CH 82<br>X CH 82<br>3-2 ③<br>G4-3<br>1-2<br>2-3 | | | B CU 78<br>F FF 90<br>S FF 90<br>F FF 91<br>C FS 82<br>1-3 ①<br>K | 3<br>1 | 0<br>0 | 0<br>0 | 0<br>0 | 0<br>0 | 1<br>1 | 3<br>0 |
| 2 Jonathan Villar, S (1, 6)<br>OBP: 0.258, SLG: 0.357<br>21 Jon Singleton, L (9, PH)<br>OBP: 0.284, SLG: 0.415 | | | C FF 88<br>M CH 72<br>B CU 74<br>B FF 88<br>X CU 74<br>2-2<br>21<br>S<br>27<br>1B<br>2B | | L SI 87<br>B SI 88<br>S CU 75<br>C SI 89<br>1-3 ①<br>K | | B FF 90<br>C FF 91<br>C FF 92<br>C SL 83<br>1-3 ①<br>K | | B CU 78<br>B CU 76<br>S FF 90<br>C FF 91<br>S FS 82<br>2-3 ②<br>K | 3<br>1 | 1<br>0 | 1<br>0 | 0<br>0 | 0<br>0 | 2<br>1 | 0<br>0 |

| Inning Stats | | | | | | | | | | | | | | | | | | | | | |
|---|---|---|---|---|---|---|---|---|---|---|---|---|---|---|---|---|---|---|---|---|---|
| | R: 1 | H: 1 | R: 0 | H: 0 | R: 1 | H: 2 | R: 0 | H: 1 | R: 0 | H: 1 | R: 0 | H: 2 | R: 0 | H: 0 | R: 0 | H: 0 | R: 0 | H: 0 | 1B: 5 | SF: 0 | WP: 1 | PA: 37 |
| | E: 0 | LOB: 1 | E: 0 | LOB: 0 | E: 0 | LOB: 1 | E: 0 | LOB: 1 | E: 0 | LOB: 1 | E: 0 | LOB: 2 | E: 0 | LOB: 1 | E: 0 | LOB: 1 | E: 0 | LOB: 0 | 2B: 1 | SAC: 0 | PB: 0 | |
| | K: 2 | BB: 1 | K: 0 | BB: 0 | K: 1 | BB: 0 | K: 3 | BB: 0 | K: 1 | BB: 0 | K: 1 | BB: 0 | K: 2 | BB: 1 | K: 1 | BB: 1 | K: 2 | BB: 0 | 3B: 0 | DP: 1 | SB: 1 | |
| | S: 11 | P: 21 | S: 8 | P: 12 | S: 15 | P: 26 | S: 14 | P: 20 | S: 10 | P: 11 | S: 16 | P: 27 | S: 12 | P: 19 | S: 9 | P: 14 | S: 11 | P: 15 | HR: 1 | HBP: 1 | CS: 0 | |

| PITCHER | | IP | WLS | BF | H | R | ER | SO | BB | IBB | HBP | BLK | WP | HR | S | P | ERA | WHIP |
|---|---|---|---|---|---|---|---|---|---|---|---|---|---|---|---|---|---|---|
| 40 Erik Bedard, L<br>ERA: 4.25 | (1, 1) | 5.1 | | 24 | 7 | 2 | 2 | 8 | 1 | 0 | 1 | 0 | 0 | 1 | 69 | 108 | 3.38 | 1.500 |
| 46 Juan Carlos Oviedo, R<br>ERA: 2.42 | (6, 1) | 0.2 | W | 2 | 0 | 0 | 0 | 0 | 0 | 0 | 0 | 0 | 1 | 0 | 5 | 9 | 0.00 | 0.000 |
| 50 Grant Balfour, R<br>ERA: 5.52 | (7, 1) | 1.0 | H | 4 | 0 | 0 | 0 | 2 | 1 | 0 | 0 | 0 | 0 | 0 | 12 | 19 | 0.00 | 1.000 |
| 57 Jake McGee, L<br>ERA: 1.39 | (8, 1) | 1.0 | H | 4 | 0 | 0 | 0 | 1 | 1 | 0 | 0 | 0 | 0 | 0 | 9 | 14 | 0.00 | 1.000 |
| 62 Joel Peralta, R<br>ERA: 3.58 | (9, 1) | 1.0 | S | 3 | 0 | 0 | 0 | 2 | 0 | 0 | 0 | 0 | 0 | 0 | 11 | 15 | 0.00 | 0.000 |

| PITCHER | | IP | WLS | BF | H | R | ER | SO | BB | IBB | HBP | BLK | WP | HR | S | P | ERA | WHIP |
|---|---|---|---|---|---|---|---|---|---|---|---|---|---|---|---|---|---|---|

# TOP

# Houston Astros @ Tampa Bay Rays

Tropicana Field, St. Petersburg, FL

Sun Jun 22 2014, 1:41 PM - 4:32 PM EDT

Att. 13,841 - Dome - 72 F

livebaseballscorecards.com

| | |
|---|---|
| AB | 33 |
| R | 2 |
| H | 7 |
| RBI | 2 |
| BB | 3 |
| SO | 13 |
| LOB | 14 |

| Batter | 1 | 2 | 3 | 4 | 5 | 6 | 7 | 8 | 9 | AB | R | H | RBI | BB | SO | LOB |
|---|---|---|---|---|---|---|---|---|---|---|---|---|---|---|---|---|
| 8 Desmond Jennings, R (1, 8)<br>OBP: 0.326, SLG: 0.377 | B FC 86<br>C FC 87<br>C SI 89<br>B SL 79<br>S SI 89<br>2-3 **K** ① | | C SI 87<br>F SI 88<br>H SL 80<br>1-2 18 2B 3 CS HBP | | X SI 90<br>0-0 G4-3 ③ | | C SL 76<br>S FC 87<br>B SL 78<br>S SI 90<br>1-3 **K** ② | | | 3 | 0 | 0 | 0 | 0 | 2 | 0 |
| 18 Ben Zobrist, S (1, 9)<br>OBP: 0.333, SLG: 0.375 (9, 4) | C SI 88<br>B FC 83<br>F SI 91<br>F SL 79<br>B SI 90<br>B SI 90<br>B CH 78<br>4-2 5 HBP 3 1B BB | | L SI 89<br>B SI 89<br>X CH 78<br>1-1 1-3 2B | | | C SI 88<br>B SL 77<br>S FC 86<br>B SI 90<br>B SI 90<br>F SI 89<br>F SI 89<br>B FC 87<br>4-2 3 1B 5 1B 11 1B BB | C SI 89<br>X SL 78<br>0-1 G6-3 ③ | | | 2 | 2 | 1 | 0 | 2 | 0 | 0 |
| 5 Brandon Guyer, R (1, 7)<br>OBP: 0.308, SLG: 0.360 | F SI 89<br>S SI 90<br>B SI 90<br>F SI 90<br>H SL 80<br>2-2 3 1B 1-2 HBP | | B FC 87<br>B SI 89<br>F FC 86<br>C FC 86<br>D SL 80<br>S SI 90<br>3-3 **K** ② | | | F SI 89<br>X CH 79<br>0-1 3 1B 11 1B 1-2 1B | | C SI 88<br>X SL 77<br>0-1 39 SH1-4 3 1B 1 SF7 1B | | 3 | 2 | 2 | 0 | 0 | 1 | 2 |
| 3 Evan Longoria, R (1, 5)<br>OBP: 0.334, SLG: 0.405 | X CH 78<br>0-0 19 G6-4-3 1-2 2-H 1B | | B SI 90<br>B FC 86<br>2-0 CS ③ 3-H | C SI 86<br>X FC 86<br>0-1 F9 ① | | X SI 89<br>0-0 11 E 11 1B 1 FC5-4 1-2 2-3 1B | | C FC 86<br>X FF 90<br>0-1 39 SH1-4 11 1B 1-2 1B | | 4 | 1 | 3 | 1 | 0 | 0 | 0 |
| 19 Jerry Sands, R (1, 10)<br>OBP: 0.227, SLG: 0.333<br>39 Kevin Kiermaier, L (8, PH)<br>OBP: 0.363, SLG: 0.590 (9, 9) | C SI 89<br>B SI 89<br>B SI 91<br>S CH 80<br>X CH 77<br>2-2 G6-4-3 ② ③ 1-2f | | | B SI 88<br>B SI 89<br>C FC 85<br>X SI 88<br>2-1 G5-3 ② | | S SL 79<br>B SL 79<br>B SI 89<br>F SI 89<br>D SL 81<br>S SI 89<br>3-3 **K** ① | | X SL 79<br>0-0 SH1-4 ① 1-2 2-3 | | 3<br>0 | 0<br>0 | 0<br>0 | 0<br>0 | 0<br>0 | 1<br>0 | 5<br>0 |
| 11 Yunel Escobar, R (1, 6)<br>OBP: 0.322, SLG: 0.331 | | C SI 88<br>B FC 86<br>C SI 90<br>X SI 90<br>1-2 G6-3 ① | | B SI 89<br>B SI 88<br>B FC 86<br>B FF 88<br>4-0 1 FC5-4 BB | | B SI 90<br>X SI 90<br>1-0 E9 1 FC5-4 1-3 2-H 3-H 1B | | I IN 54<br>I IN 55<br>I IN 57<br>I IN 55<br>4-0 11 1B IBB | | 2 | 0 | 1 | 2 | 2 | 0 | 0 |
| 1 Sean Rodríguez, R (1, 3)<br>OBP: 0.252, SLG: 0.481 | | X SI 90<br>0-0 G5-3 ② | | C SL 80<br>B SI 90<br>X SI 90<br>1-1 FC5-4 ③ 1-2f | | X SL 80<br>0-0 FC5-4 ② 1-2f 3-H | | B SL 79<br>T SI 89<br>X SL 78<br>1-1 SF7 ② 3-H | | 3 | 0 | 0 | 2 | 0 | 0 | 2 |
| 11 Logan Forsythe, R (1, 4)<br>OBP: 0.255, SLG: 0.254<br>62 Joel Peralta, R (9, 1) | | C SI 89<br>B SI 89<br>X SI 90<br>1-1 G4-3 ③ | | | C SI 88<br>C SL 77<br>X SL 79<br>0-2 28 G6-3 1B | X SI 89<br>0-0 F9 ③ | | B SI 89<br>C FC 86<br>B SI 89<br>S FC 86<br>X SI 89<br>2-2 1-2 2-H 1B ③ | | 4<br>0 | 0<br>0 | 2<br>0 | 0<br>0 | 0<br>0 | 0<br>0 | 1<br>0 |
| 28 José Molina, R (1, 2)<br>OBP: 0.191, SLG: 0.148 | | | X SI 87<br>0-0 G5-3 ① | | C SI 89<br>X SI 89<br>0-1 G6-3 ① ② 1-2f | | B SI 88<br>X SI 88<br>1-0 G6-3 ① | | | 3 | 0 | 0 | 0 | 0 | 0 | 1 |
| Inning Stats | R: 1 H: 1<br>E: 0 LOB: 1<br>K: 1 BB: 1<br>S: 13 P: 23 | R: 0 H: 0<br>E: 0 LOB: 0<br>K: 0 BB: 0<br>S: 6 P: 8 | R: 0 H: 1<br>E: 0 LOB: 1<br>K: 1 BB: 0<br>S: 8 P: 15 | R: 0 H: 0<br>E: 0 LOB: 1<br>K: 0 BB: 1<br>S: 6 P: 13 | R: 0 H: 1<br>E: 0 LOB: 0<br>K: 0 BB: 0<br>S: 6 P: 6 | R: 3 H: 3<br>E: 1 LOB: 1<br>K: 1 BB: 1<br>S: 13 P: 21 | R: 0 H: 0<br>E: 0 LOB: 0<br>K: 1 BB: 0<br>S: 6 P: 8 | R: 1 H: 3<br>E: 0 LOB: 2<br>K: 0 BB: 1<br>S: 10 P: 17 | | 1B: 8 SF: 1<br>2B: 1 SAC: 1<br>3B: 0 DP: 2<br>HR: 0 HBP: 2 | | | | | | |

| PITCHER | IP | WLS | BF | H | R | ER | SO | BB | IBB | HBP | BLK | WP | HR | S | P | ERA | WHIP |
|---|---|---|---|---|---|---|---|---|---|---|---|---|---|---|---|---|---|
| 60 Dallas Keuchel, L (1, 1)<br>ERA: 2.78 | 8.0 | L | 35 | 9 | 5 | 4 | 4 | 3 | 1 | 2 | 0 | 0 | 0 | 68 | 111 | 4.50 | 1.500 |

| PITCHER | IP | WLS | BF | H | R | ER | SO | BB | IBB | HBP | BLK | WP | HR | S | P | ERA | WHIP |
|---|---|---|---|---|---|---|---|---|---|---|---|---|---|---|---|---|---|

# BOTTOM

## Houston Astros @ Tampa Bay Rays

Tropicana Field, St. Petersburg, FL

Sun Jun 22 2014, 1:41 PM - 4:32 PM EDT

Att. 13,841 - Dome - 72 F

livebaseballscorecards.com

| | |
|---|---|
| AB | 27 |
| R | 5 |
| H | 9 |
| RBI | 5 |
| BB | 4 |
| SO | 4 |
| LOB | 11 |

WP: 0 PA: 36
PB: 0
SB: 0
CS: 1

| Batter | 1 | 2 | 3 | 4 | 5 | 6 | 7 | 8 | 9 | AB | R | H | RBI | BB | SO | LOB |
|---|---|---|---|---|---|---|---|---|---|---|---|---|---|---|---|---|
| 25 Gregory Polanco, L (1, 9)<br>OBP: 0.409, SLG: 0.407 | C SI 92<br>B CH 87<br>B CH 86<br>S KC 81<br>B CH 88<br>X FF 93<br>3-2 G4-3 ① | C CH 85<br>B FF 90<br>F FF 91<br>X CH 87<br>1-2 G1-3 ③ | | B KC 79<br>S KC 79<br>S CH 85<br>B CH 86<br>B CH 87<br>B KC 80<br>4-2 6 G3 6 S BB | | | F SL 82<br>X SL 83<br>0-1 G1-3 ① | | C FF 90<br>B FF 91<br>C FF 91<br>B FF 92<br>F SL 83<br>X CH 84<br>2-2 6 HBP 22 1B 1B | 4 | 1 | 1 | 0 | 1 | 0 | 1 |
| 6 Starling Marte, R (1, 7)<br>OBP: 0.329, SLG: 0.389 | H FF 92<br>1-0 22 1B 22 S 15 G4-3 HBP | | C FF 91<br>F CH 86<br>F CH 86<br>B KC 82<br>X CH 86<br>1-2 22 1B 2B | F FF 91<br>B FF 90<br>1 SAFE<br>S CH 86<br>X KC 81<br>1-2 G3 ②<br>1-3 | | | C FF 89<br>S FF 90<br>C FF 91<br>0-3 K ② | | B FF 92<br>F FF 91<br>B FF 91<br>F SL 84<br>B FF 92<br>F FF 91<br>H FF 91<br>4-2 22 1B<br>1-2 HBP | 3 | 2 | 1 | 0 | 0 | 1 | 1 |
| 22 Andrew McCutchen, R (1, 8)<br>OBP: 0.424, SLG: 0.525 | 1 SAFE<br>B SI 91<br>1 SAFE<br>C FF 92<br>B CH 87<br>X CH 86<br>2-1 15 G4-3 15 S 55 E<br>1-3 1B | | X KC 80<br>0-0 15 F8 15 S 24 HR<br>2-H 1B | B SI 90<br>D CH 86<br>X FF 91<br>2-0 F9 ③ | | | F FF 91<br>F FF 90<br>B SL 85<br>B FF 91<br>B FF 91<br>F SL 84<br>X FF 92<br>3-2 G4-3 ③ | | C SL 82<br>X FF 90<br>0-1 5 FC6-4<br>1-2<br>2-H 1B | 5 | 2 | 3 | 2 | 0 | 0 | 1 |
| 15 Ike Davis, L (1, 3)<br>OBP: 0.362, SLG: 0.373<br>17 Gaby Sanchez, R (8, PH)<br>OBP: 0.301, SLG: 0.468<br>(8, 3) | C KC 82<br>B CH 88<br>1 SAFE<br>B FF 92<br>X KC 82<br>2-1 G4-3 ②<br>1-3<br>3-H | | 1 SAFE<br>B FF 91<br>1 SAFE<br>F FF 90<br>B CH 86<br>1 SAFE<br>B FF 91<br>C KC 80<br>3-2 X CH 86 F8 ①<br>1-3 | | C KC 80<br>S FF 91<br>B CH 86<br>B CH 87<br>B KC 81<br>B FF 91<br>4-2 55 G6-4-3 BB | | | C CU 69<br>B FF 89<br>F SL 83<br>B FF 90<br>F FF 90<br>B FF 90<br>F FF 90<br>X FF 90<br>3-2 L9 ① | C SL 83<br>D SL 83<br>C SL 84<br>C FF 91<br>1-3 K ① | 2 | 0 | 0 | 1 | 1 | 0 | 2 |
| | | | | | | | | | | 2 | 0 | 0 | 0 | 0 | 1 | 2 |
| 55 Russell Martin, R (1, 2)<br>OBP: 0.413, SLG: 0.375 | B SI 92<br>B KC 81<br>X CH 87<br>2-0 E1<br>3-H 1B | | C FF 91<br>D CH 88<br>F SI 91<br>D CH 87<br>S CH 86<br>2-3 K ② | | C FF 90<br>C KC 80<br>D FF 90<br>B CH 88<br>X FF 89<br>2-2 G6-4-3 ① ②<br>1-2f | | | C SL 84<br>S FF 92<br>B SL 83<br>S FF 93<br>1-3 K ② | B FF 91<br>F FF 91<br>C FF 90<br>F FF 91<br>B SL 83<br>B FF 91<br>S SL 83<br>3-3 K ② | 5 | 0 | 1 | 1 | 0 | 3 | 4 |
| 5 Josh Harrison, R (1, 4)<br>OBP: 0.348, SLG: 0.473 | C FF 91<br>B SI 90<br>X FF 90<br>1-1 G4-3 ③ | | B SI 91<br>B SI 90<br>B CH 86<br>B FF 90<br>4-0 24 HR BB | | B FF 91<br>B KC 80<br>X FF 90<br>2-0 G4-3 ③ | | | B FF 92<br>F FF 92<br>F FF 92<br>X SL 81<br>1-2 24 BB 23 1B 1B | S SL 84<br>X SL 84<br>0-1 FC6-4 ③<br>1-2f | 4 | 2 | 1 | 0 | 1 | 0 | 3 |
| 24 Pedro Alvarez, L (1, 5)<br>OBP: 0.318, SLG: 0.402 | | C KC 79<br>B SI 90<br>S CH 86<br>T CH 85<br>1-2 K ① | X SI 90<br>0-0 1-H 3-H HR | | | C SL 82<br>S SL 82<br>B SL 83<br>C SL 82<br>1-3 K ① | | 1 SAFE<br>C FF 91<br>B FF 92<br>B CH 83<br>B FF 92<br>B FF 92<br>4-1 23 1B<br>1-2 BB | | 3 | 1 | 1 | 3 | 1 | 2 | 0 |
| 23 Travis Snider, L (1, 10)<br>OBP: 0.320, SLG: 0.353 | | F FF 90<br>F CH 85<br>X FF 91<br>0-2 F7 ② | B KC 80<br>X CH 86<br>1-0 L9 ③ | | | C SL 82<br>C FF 90<br>S FF 91<br>0-3 K ② | | C FF 92<br>F FF 92<br>B FF 93<br>B FF 93<br>B SL 84<br>F SL 83<br>X FF 93<br>3-2<br>1-3<br>2-H 1B | | 4 | 0 | 1 | 1 | 0 | 1 | 0 |
| 10 Jordy Mercer, R (1, 6)<br>OBP: 0.264, SLG: 0.354 | | B FF 91<br>B SI 92<br>C FF 91<br>X FF 91<br>2-1 1B | | B SI 91<br>C KC 79<br>F SI 90<br>X KC 81<br>1-2 G6-3 ① | | C FF 90<br>F FF 91<br>S SL 85<br>0-3 K ③ | | B FF 92<br>F FF 92<br>C SL 83<br>F FF 92<br>X SL 83<br>1-2 F8 ③ | | 4 | 0 | 1 | 0 | 0 | 1 | 2 |
| Inning Stats | R: 2 E: 1 K: 0 S: 10 H: 2 LOB: 1 BB: 0 P: 21 | R: 0 E: 0 K: 1 S: 11 H: 1 LOB: 1 BB: 0 P: 15 | R: 4 E: 0 K: 1 S: 13 H: 3 LOB: 0 BB: 1 P: 24 | R: 0 E: 0 K: 0 S: 9 H: 0 LOB: 1 BB: 1 P: 17 | R: 0 E: 0 K: 0 S: 6 H: 0 LOB: 1 BB: 1 P: 14 | R: 0 E: 0 K: 3 S: 9 H: 0 LOB: 0 BB: 0 P: 10 | R: 0 E: 0 K: 1 S: 9 H: 0 LOB: 0 BB: 0 P: 12 | R: 1 E: 0 K: 1 S: 20 H: 2 LOB: 2 BB: 1 P: 33 | R: 1 E: 0 K: 2 S: 18 H: 2 LOB: 2 BB: 0 P: 28 | 1B: 8 2B: 1 3B: 0 HR: 1 SF: 0 SAC: 0 DP: 1 HBP: 2 | | | | | | |

| PITCHER | | IP | WLS | BF | H | R | ER | SO | BB | IBB | HBP | BLK | WP | HR | S | P | ERA | WHIP |
|---|---|---|---|---|---|---|---|---|---|---|---|---|---|---|---|---|---|---|
| 53 Alex Cobb, R<br>ERA: 4.1 | (1, 1) | 5.0 | L | 24 | 6 | 6 | 6 | 2 | 3 | 0 | 1 | 0 | 0 | 1 | 49 | 91 | 10.80 | 1.800 |
| 27 Cesár Ramos, L<br>ERA: 3.81 | (6, 1) | 2.1 | | 7 | 0 | 0 | 0 | 4 | 0 | 0 | 0 | 0 | 0 | 0 | 23 | 30 | 0.00 | 0.000 |
| 49 Kirby Yates, R<br>ERA: 3.24 | (8, 1) | 1.2 | | 11 | 4 | 2 | 2 | 3 | 1 | 0 | 1 | 0 | 0 | 0 | 33 | 53 | 10.80 | 3.000 |

| PITCHER | IP | WLS | BF | H | R | ER | SO | BB | IBB | HBP | BLK | WP | HR | S | P | ERA | WHIP |
|---|---|---|---|---|---|---|---|---|---|---|---|---|---|---|---|---|---|

# TOP

# Pittsburgh Pirates @ Tampa Bay Rays

Tropicana Field, St. Petersburg, FL

Mon Jun 23 2014, 7:14 PM - 10:35 PM EDT

Att. 13,175 - Dome - 72 F

livebaseballscorecards.com

| | |
|---|---|
| AB | 36 |
| R | 8 |
| H | 10 |
| RBI | 8 |
| BB | 4 |
| SO | 9 |
| LOB | 16 |

# BOTTOM

## Pittsburgh Pirates @ Tampa Bay Rays

Tropicana Field, St. Petersburg, FL

Mon Jun 23 2014, 7:14 PM - 10:35 PM EDT

Att. 13,175 - Dome - 72 F

livebaseballscorecards.com

| Batter | 1 | 2 | 3 | 4 | 5 | 6 | 7 | 8 | 9 | AB | R | H | RBI | BB | SO | LOB |
|---|---|---|---|---|---|---|---|---|---|---|---|---|---|---|---|---|
| 8 Desmond Jennings, R (1, 8) OBP: 0.325, SLG: 0.375 | B FF 93<br>C FF 92<br>X SI 93<br>1-1<br>3 F9<br>18 G4-3<br>21 1B<br>1B | | B SI 92<br>B FF 92<br>C FF 91<br>C SI 93<br>B CH 84<br>X FF 94<br>3-2 ①<br>G4-3 | | F SI 91<br>C FF 92<br>F CH 85<br>B CH 85<br>D CH 85<br>X FF 94<br>2-2 ③<br>F8 | | | B FF 91<br>B FF 92<br>F SI 91<br>C FF 92<br>X FF 92<br>2-2 ③<br>P4 | | 4 | 1 | 1 | 0 | 0 | 0 | 1 |
| 18 Ben Zobrist, S (1, 4) OBP: 0.332, SLG: 0.370 | B CH 83<br>1 SAFE<br>B FF 93<br>X FF 94<br>2-0 ①<br>G4-3<br>1-2 | | C KC 78<br>B KC 79<br>X FF 93<br>1-1 ②<br>P4 | | | B KC 79<br>B FF 91<br>B SI 92<br>C FF 91<br>F SI 92<br>B FF 91<br>4-2<br>21 G6-5-3<br>BB | | | C SI 90<br>B SI 89<br>C CH 84<br>B SI 90<br>B SI 92<br>X SI 91<br>3-2 ①<br>G1-3 | 3 | 0 | 0 | 0 | 1 | 0 | 1 |
| 3 Evan Longoria, R (1, 5) OBP: 0.330, SLG: 0.399 | D FF 94<br>B CH 82<br>C KC 80<br>F CH 85<br>X FF 94<br>2-2 ②<br>F9<br>2-3 | | B CH 85<br>C CH 84<br>F FF 93<br>X CH 86<br>1-2 ③<br>G5-3 | | | B FF 92<br>X FF 92<br>1-0 ①<br>P6 | | | B SI 91<br>F SI 91<br>B SI 93<br>F CH 81<br>S SL 83<br>2-3 ②<br>K | 4 | 0 | 0 | 0 | 0 | 1 | 2 |
| 21 James Loney, L (1, 3) OBP: 0.340, SLG: 0.378 | F FF 94<br>S CH 85<br>X SI 88<br>0-2<br>3-H<br>1B | | | C FF 92<br>B CH 84<br>C SI 92<br>T SI 92<br>1-2 ①<br>K | | C FF 93<br>X KC 78<br>0-1 ②③<br>G6-5-3<br>1-2f | | | B SI 91<br>B CH 82<br>X SI 91<br>2-0<br>5 DI<br>1B | 4 | 0 | 2 | 1 | 0 | 1 | 1 |
| 5 Brandon Guyer, R (1, 7) OBP: 0.305, SLG: 0.354 | B KC 79<br>B KC 80<br>S CH 85<br>S FF 95<br>X CH 86<br>2-2 ③<br>G1-3 | | | C FF 92<br>B FF 92<br>F KC 78<br>F FF 94<br>X KC 82<br>1-2<br>20 G4-6-3<br>1B | | | B FF 90<br>F FF 90<br>B SI 92<br>B FF 92<br>X FF 91<br>3-1 ①<br>G5-3 | | B SI 91<br>C SI 92<br>X SI 92<br>1-1 ③<br>G1-3<br>1-2 | 4 | 0 | 1 | 0 | 0 | 0 | 2 |
| 20 Matt Joyce, L (1, 10) OBP: 0.353, SLG: 0.388 | | X FF 92<br>0-0 ①<br>F8 | | 1 SAFE<br>B CH 84<br>C CH 84<br>X CH 85<br>1-1 ②③<br>G4-6-3<br>1-2f | | | C CH 82<br>B KC 79<br>B CH 84<br>B SI 90<br>F FF 92<br>X FF 92<br>3-2 ②<br>G6-3 | | | 3 | 0 | 0 | 0 | 0 | 0 | 1 |
| 11 Yunel Escobar, R (1, 6) OBP: 0.325, SLG: 0.332 | | C SI 93<br>F FF 93<br>X FF 92<br>0-2<br>39 1B<br>1B | | | B FF 93<br>B SI 91<br>B FF 91<br>C FF 92<br>B FF 92<br>4-1<br>BB | | C FF 92<br>F CH 83<br>B CH 86<br>B CH 84<br>F CH 83<br>F FF 94<br>B SI 92<br>F FF 92<br>F KC 79<br>3-2<br>X FF 93<br>G5-3 | | | 2 | 0 | 1 | 0 | 1 | 0 | 0 |
| 39 Kevin Kiermaier, L (1, 9) OBP: 0.362, SLG: 0.581 | | X FF 93<br>0-0<br>24 G5-4-3<br>1-2<br>1B | | | B FF 92<br>C SI 92<br>D CH 84<br>B SI 94<br>X FF 93<br>3-1 ①<br>F8 | | | B SI 90<br>X SI 89<br>1-0 ①<br>P2 | | 3 | 0 | 1 | 0 | 0 | 0 | 1 |
| 24 Ryan Hanigan, R (1, 2) OBP: 0.318, SLG: 0.364 | | X FF 92<br>0-0 ②③<br>G5-4-3<br>1-2f | | | B KC 78<br>C FF 92<br>C KC 80<br>X KC 81<br>1-2 ②<br>L8 | | | F SI 90<br>X SI 91<br>0-1 ②<br>L6 | | 3 | 0 | 0 | 0 | 0 | 0 | 3 |
| Inning Stats | R: 1 E: 0 K: 0 S: 12<br>H: 2 LOB: 1 BB: 0 P: 19 | R: 0 E: 0 K: 0 S: 6<br>H: 2 LOB: 1 BB: 0 P: 6 | R: 0 E: 0 K: 0 S: 8<br>H: 0 LOB: 0 BB: 0 P: 13 | R: 0 E: 0 K: 1 S: 9<br>H: 1 LOB: 0 BB: 0 P: 12 | R: 0 E: 0 K: 0 S: 10<br>H: 0 LOB: 1 BB: 1 P: 20 | R: 0 E: 0 K: 0 S: 5<br>H: 0 LOB: 0 BB: 0 P: 10 | R: 0 E: 0 K: 0 S: 12<br>H: 0 LOB: 0 BB: 0 P: 21 | R: 0 E: 0 K: 0 S: 6<br>H: 0 LOB: 0 BB: 0 P: 9 | R: 0 E: 0 K: 1 S: 9<br>H: 1 LOB: 1 BB: 0 P: 17 | 1B: 6<br>2B: 0<br>3B: 0<br>HR: 0 | SF: 0<br>SAC: 0<br>DP: 3<br>HBP: 0 | | | | | | |

| PITCHER | IP | WLS | BF | H | R | ER | SO | BB | IBB | HBP | BLK | WP | HR | S | P | ERA | WHIP |
|---|---|---|---|---|---|---|---|---|---|---|---|---|---|---|---|---|---|
| 36 Edinson Volquez, R (1, 1) ERA: 4.35 | 8.0 | W | 28 | 5 | 1 | 1 | 1 | 2 | 0 | 0 | 0 | 0 | 0 | 68 | 110 | 1.12 | 0.875 |
| 30 Jeanmar Gómez, R (9, 1) ERA: 3.4 | 1.0 | | 4 | 1 | 0 | 0 | 1 | 0 | 0 | 0 | 0 | 0 | 0 | 9 | 17 | 0.00 | 1.000 |

| PITCHER | IP | WLS | BF | H | R | ER | SO | BB | IBB | HBP | BLK | WP | HR | S | P | ERA | WHIP |
|---|---|---|---|---|---|---|---|---|---|---|---|---|---|---|---|---|---|

| | |
|---|---|
| AB | 30 |
| R | 1 |
| H | 6 |
| RBI | 1 |
| BB | 2 |
| SO | 2 |
| LOB | 12 |

1B: 6 2B: 0 3B: 0 HR: 0
SF: 0 SAC: 0 DP: 3 HBP: 0
WP: 0 PB: 0 SB: 0 CS: 0
PA: 32

| Batter | 1 | 2 | 3 | 4 | 5 | 6 | 7 | 8 | 9 | AB | R | H | RBI | BB | SO | LOB |
|---|---|---|---|---|---|---|---|---|---|---|---|---|---|---|---|---|
| 25 Gregory Polanco, L (1, 9)<br>OBP: 0.420, SLG: 0.410 | B FF 93<br>B FF 93<br>B FF 93<br>C FF 93<br>B FF 93<br>4-1<br>6 E 6 S 22 G4-3 BB | | X FF 93<br>0-0 ①<br>SH2-3<br>1-2<br>2-3 | | C FF 93<br>X SL 85<br>0-1<br>6 FC3 1B | | B FF 94<br>C SL 86<br>F CH 85<br>B FF 95<br>B SL 86<br>X SI 94<br>3-2 ②<br>F7 | | | 2 | 1 | 1 | 0 | 1 | 0 | 0 |
| 6 Starling Marte, R (1, 7)<br>OBP: 0.329, SLG: 0.388<br>23 Travis Snider, L (5, 7)<br>OBP: 0.318, SLG: 0.350 | C FF 92<br>C FF 93<br>F SI 96<br>S SL 88<br>0-3 ①<br>K<br>1-3 | | X SL 86<br>0-0<br>22 1B 22 WP 18 SF9 1B<br>2-3<br>3-H | | 1 SAFE<br>B FF 92<br>X FF 92<br>1-0 ①<br>FC3 22 CS<br>1-2f | | B CH 84<br>C SI 94<br>F FF 94<br>C SI 97<br>1-3 ③<br>K | | | 3<br>1 | 1<br>0 | 1<br>0 | 1<br>0 | 0<br>0 | 1<br>1 | 2<br>0 |
| 22 Andrew McCutchen, R (1, 8)<br>OBP: 0.422, SLG: 0.521 | B FF 94<br>F FF 95<br>B FF 95<br>S SL 87<br>X FF 96<br>2-2 ②<br>G4-3<br>3-H | | C FF 95<br>B FF 94<br>1 SAFE<br>1 SAFE<br>1 SAFE<br>B SL 87<br>C SL 86<br>D FF 95<br>X SL 89<br>3-2<br>55 1B<br>1-3<br>3-H | | 1 SAFE<br>B FF 94<br>C SI 94<br>S SL 85<br>S SL 88<br>1-3 ②③<br>K<br>1-2 | | | C FF 93<br>S FF 95<br>C FF 95<br>0-3 ①<br>K | | 4 | 0 | 1 | 2 | 0 | 2 | 1 |
| 18 Neil Walker, S (1, 4)<br>OBP: 0.348, SLG: 0.446 | B FF 94<br>B FF 94<br>F FF 94<br>S FF 94<br>C FF 94<br>2-3 ③<br>K | | S SL 87<br>S FF 94<br>X FF 95<br>0-2 ②<br>SF9<br>3-H | | | F SL 84<br>X SL 85<br>0-1 ①<br>P5 | | X CH 80<br>0-0 ②<br>G6-3 | | 3 | 0 | 0 | 1 | 0 | 1 | 0 |
| 55 Russell Martin, R (1, 2)<br>OBP: 0.415, SLG: 0.400 | | C FF 94<br>C FF 96<br>C SL 88<br>0-3 ①<br>K | X FF 95<br>0-0<br>1-2 | | | B SL 85<br>C FF 94<br>C SL 85<br>B FF 96<br>F SL 86<br>B SL 88<br>F FF 94<br>X SI 96<br>3-2 ②<br>L4 | | B FF 94<br>X FF 93<br>1-0<br>HR | | 4 | 1 | 2 | 1 | 0 | 1 | 0 |
| 15 Ike Davis, L (1, 3)<br>OBP: 0.361, SLG: 0.376 | | C SL 87<br>X CH 87<br>0-1 ②<br>G3-1 | C SL 86<br>X SL 88<br>0-1 ③<br>F8 | | | B FF 94<br>S SL 85<br>F SI 96<br>B FF 96<br>B FF 95<br>F FF 95<br>X SL 87<br>3-2<br>5 1B 2B | | C CH 80<br>C CH 80<br>C FF 94<br>0-3 ③<br>K | | 4 | 1 | 1 | 0 | 0 | 1 | 2 |
| 5 Josh Harrison, R (1, 5)<br>OBP: 0.347, SLG: 0.468 | | C SL 86<br>F FF 95<br>B FF 96<br>C SI 96<br>1-3 ③<br>K | | B SL 85<br>S SL 83<br>B SI 94<br>X FF 94<br>2-1 ①<br>F9 | | X SL 86<br>0-0<br>2-H 1B | | | X FF 92<br>0-0 ①<br>G6-3 | 4 | 0 | 1 | 1 | 0 | 1 | 0 |
| 24 Pedro Alvarez, L (1, 10)<br>OBP: 0.317, SLG: 0.398 | | | B SI 94<br>C FF 94<br>B SL 86<br>C SL 85<br>B SL 85<br>B FF 93<br>4-2<br>25 SH2-3 10 1B 6 1B BB | X CH 86<br>0-0 ②<br>L4 | | S FF 94<br>S FF 94<br>B FF 95<br>B FF 96<br>B FF 96<br>F FF 94<br>X SL 86<br>3-2 ③<br>G6-3 | | | C CH 85<br>F CH 86<br>C FF 94<br>0-3 ②<br>K | 3 | 1 | 0 | 0 | 1 | 1 | 1 |
| 10 Jordy Mercer, R (1, 6)<br>OBP: 0.263, SLG: 0.352 | | | C FF 92<br>B FF 95<br>X SI 93<br>1-1<br>6 1B 25 SH2-3 22 1B<br>1-2 1B | B FF 94<br>F FF 94<br>X FF 94<br>1-1 ③<br>L6 | | | F FF 93<br>F FF 93<br>B FF 96<br>S SL 89<br>1-3 ①<br>K2-3 | | B CH 85<br>X FF 92<br>1-0 ③<br>F8 | 4 | 1 | 1 | 0 | 0 | 1 | 0 |
| Inning Stats | R: 1<br>E: 0<br>K: 2<br>S: 11<br>H: 0<br>LOB: 0<br>BB: 1<br>P: 19 | R: 0<br>E: 0<br>K: 2<br>S: 8<br>H: 0<br>LOB: 0<br>BB: 0<br>P: 9 | R: 3<br>E: 0<br>K: 0<br>S: 15<br>H: 4<br>LOB: 2<br>BB: 1<br>P: 23 | R: 0<br>E: 0<br>K: 0<br>S: 5<br>H: 0<br>LOB: 0<br>BB: 0<br>P: 8 | R: 0<br>E: 0<br>K: 1<br>S: 6<br>H: 1<br>LOB: 0<br>BB: 0<br>P: 8 | R: 1<br>E: 0<br>K: 0<br>S: 16<br>H: 2<br>LOB: 1<br>BB: 0<br>P: 25 | R: 0<br>E: 0<br>K: 2<br>S: 9<br>H: 0<br>LOB: 0<br>BB: 0<br>P: 14 | R: 1<br>E: 0<br>K: 2<br>S: 8<br>H: 1<br>LOB: 0<br>BB: 0<br>P: 9 | R: 0<br>E: 0<br>K: 1<br>S: 5<br>H: 0<br>LOB: 0<br>BB: 0<br>P: 6 | 1B: 6<br>2B: 1<br>3B: 0<br>HR: 1<br>SF: 1<br>SAC: 1<br>DP: 0<br>HBP: 0 | | | | | | |

| PITCHER | | IP | WLS | BF | H | R | ER | SO | BB | IBB | HBP | BLK | WP | HR | S | P | ERA | WHIP |
|---|---|---|---|---|---|---|---|---|---|---|---|---|---|---|---|---|---|---|
| 22 Chris Archer, R<br>ERA: 3.29 | (1, 1) | 7.0 | L | 29 | 7 | 5 | 4 | 7 | 2 | 0 | 0 | 0 | 1 | 0 | 70 | 106 | 5.14 | 1.286 |
| 26 Brad Boxberger, R<br>ERA: 3.12 | (8, 1) | 1.0 | | 4 | 1 | 1 | 1 | 2 | 0 | 0 | 0 | 0 | 0 | 1 | 8 | 9 | 9.00 | 1.000 |
| 46 Juan Carlos Oviedo, R<br>ERA: 2.33 | (9, 1) | 1.0 | | 3 | 0 | 0 | 0 | 1 | 0 | 0 | 0 | 0 | 0 | 0 | 5 | 6 | 0.00 | 0.000 |

| PITCHER | IP | WLS | BF | H | R | ER | SO | BB | IBB | HBP | BLK | WP | HR | S | P | ERA | WHIP |
|---|---|---|---|---|---|---|---|---|---|---|---|---|---|---|---|---|---|

# TOP

## Pittsburgh Pirates @ Tampa Bay Rays

Tropicana Field, St. Petersburg, FL

Tue Jun 24 2014, 7:12 PM - 10:14 PM EDT

Att. 14,684 - Dome - 72 F

livebaseballscorecards.com

| | |
|---|---|
| AB | 32 |
| R | 6 |
| H | 8 |
| RBI | 6 |
| BB | 2 |
| SO | 10 |
| LOB | 6 |

WP: 1 PA: 36
PB: 0
SB: 1
CS: 1

# BOTTOM

## Pittsburgh Pirates @ Tampa Bay Rays

Tropicana Field, St. Petersburg, FL

Tue Jun 24 2014, 7:12 PM - 10:14 PM EDT

Att. 14,684 - Dome - 72 F

livebaseballscorecards.com

| Batter | 1 | 2 | 3 | 4 | 5 | 6 | 7 | 8 | 9 | AB | R | H | RBI | BB | SO | LOB |
|---|---|---|---|---|---|---|---|---|---|---|---|---|---|---|---|---|
| 8 Desmond Jennings, R (1, 8)<br>OBP: 0.329, SLG: 0.377 | BB | | 1B | | F8 | | FC6-4 | | 5 WP<br>5 1B 1B | 4 | 1 | 2 | 0 | 1 | 0 | 3 |
| 18 Ben Zobrist, S (1, 9) (9, 6)<br>OBP: 0.326, SLG: 0.363 | G5-4-3 | | FC5 | | | G5-3 | | F8 | F7 | 5 | 0 | 0 | 0 | 0 | 0 | 5 |
| 5 Brandon Guyer, R (1, 7)<br>OBP: 0.310, SLG: 0.369 | K | | | G4-3 | | K | | 3 HR 2B | | 5 | 1 | 2 | 2 | 0 | 2 | 0 |
| 3 Evan Longoria, R (1, 5)<br>OBP: 0.331, SLG: 0.407 | | F9 | | P2 | | BB | | 2-H HR | | 4 | 1 | 1 | 2 | 1 | 0 | 1 |
| 21 James Loney, L (1, 3)<br>OBP: 0.342, SLG: 0.380 | | 11 G6-4-3 1B | | G3 | | G6-3 | | | 1B | 4 | 0 | 2 | 0 | 0 | 0 | 1 |
| 11 Yunel Escobar, R (1, 6)<br>OBP: 0.322, SLG: 0.328 | | G6-4-3 | | | G6-3 | | G3 | K | | 3 | 0 | 0 | 0 | 0 | 0 | 1 |
| 39 Kevin Kiermaier, L (8, PH)<br>OBP: 0.358, SLG: 0.575 (9, 9) | | 1-2f | | | | | | | | 1 | 0 | 0 | 0 | 0 | 1 | 1 |
| 1 Sean Rodríguez, R (1, 4)<br>OBP: 0.252, SLG: 0.468 | | | K | | K | | 11 1B HBP | P3 | | 3 | 0 | 0 | 0 | 0 | 2 | 1 |
| 11 Logan Forsythe, R (1, 10)<br>OBP: 0.269, SLG: 0.284 | | | F8 | | 28 2B 3B | | 8 FC6-4 1B | | 5 WP 8 1B 5 1B 1B | 4 | 2 | 3 | 0 | 0 | 0 | 0 |
| 28 José Molina, R (1, 2)<br>OBP: 0.203, SLG: 0.171 | | | 18 FC5 8 1B 1B | | 3-H 2B | | F8 | | F9 | 3 | 0 | 2 | 1 | 0 | 0 | 2 |
| 20 Matt Joyce, L (9, PH)<br>OBP: 0.352, SLG: 0.386 | | | | | | | | | | 1 | 0 | 0 | 0 | 0 | 0 | 1 |

| | AB | 37 |
|---|---|---|
| | R | 5 |
| | H | 12 |
| | RBI | 5 |
| | BB | 2 |
| | SO | 5 |
| | LOB | 16 |

| Inning Stats | 1 | 2 | 3 | 4 | 5 | 6 | 7 | 8 | 9 |
|---|---|---|---|---|---|---|---|---|---|
| | R: 0<br>E: 0<br>K: 1<br>S: 7 | H: 0<br>LOB: 0<br>BB: 1<br>P: 12 | R: 0<br>E: 0<br>K: 0<br>S: 6 | H: 1<br>LOB: 0<br>BB: 0<br>P: 9 | R: 0<br>E: 0<br>K: 1<br>S: 17 | H: 2<br>LOB: 2<br>BB: 0<br>P: 21 | R: 0<br>E: 0<br>K: 0<br>S: 9 | H: 0<br>LOB: 0<br>BB: 0<br>P: 12 | R: 1<br>E: 0<br>K: 1<br>S: 7 | H: 2<br>LOB: 1<br>BB: 0<br>P: 10 |
| | R: 0<br>E: 0<br>K: 1<br>S: 7 | H: 0<br>LOB: 1<br>BB: 1<br>P: 15 | R: 0<br>E: 0<br>K: 0<br>S: 10 | H: 1<br>LOB: 2<br>BB: 0<br>P: 16 | R: 2<br>E: 0<br>K: 1<br>S: 18 | H: 3<br>LOB: 1<br>BB: 0<br>P: 25 | R: 2<br>E: 0<br>K: 0<br>S: 15 | H: 3<br>LOB: 1<br>BB: 0<br>P: 25 | | |

| | | | | | | | | | |

| Batter | 1 | 2 | 3 | 4 | 5 | 6 | 7 | 8 | 9 | AB | R | H | RBI | BB | SO | LOB |
|---|---|---|---|---|---|---|---|---|---|---|---|---|---|---|---|---|
| 25 Gregory Polanco, L (1, 9)<br>OBP: 0.397, SLG: 0.385 | C SI 91<br>F SI 91<br>B SI 93<br>C SI 92<br>1-3 ① K | | C SI 94<br>X KC 80<br>0-1 ③ P5 | | | B SI 94<br>S SI 93<br>B SI 93<br>X SI 94<br>2-1 ② G4-3 | | B SI 94<br>F SI 93<br>F SI 96<br>B SI 94<br>S FC 88<br>2-3 ③ K | | 4 | 0 | 0 | 0 | 0 | 2 | 0 |
| 5 Josh Harrison, R (1, 7)<br>OBP: 0.345, SLG: 0.464 | B SI 93<br>C CH 85<br>B KC 79<br>F CH 85<br>B FC 87<br>X FC 88<br>3-2 22 S 1B | | | B SI 92<br>B SI 92<br>C SI 93<br>S SI 93<br>B SI 93<br>F SI 94<br>X SI 90<br>3-2 ① G5-3 | | C KC 80<br>B KC 80<br>F CH 86<br>S SI 95<br>1-3 ③ K | | | S SI 91<br>F KC 78<br>F SI 92<br>B SI 91<br>F KC 77<br>F FC 87<br>F FC 86<br>X FC 87<br>1-2 ① F9 | 4 | 0 | 1 | 0 | 0 | 1 | 0 |
| 22 Andrew McCutchen, R (1, 8)<br>OBP: 0.420, SLG: 0.527 | C FC 88<br>C SI 93<br>B SI 93<br>S FC 88<br>1-3 ② K<br>1-2 | | | C SI 94<br>X KC 80<br>0-1 ② G5-3 | | | B FC 86<br>B FC 85<br>X CH 85<br>2-0 ① F8 | | F SI 91<br>B SI 92<br>X KC 79<br>1-1 HR | 4 | 1 | 1 | 1 | 0 | 1 | 1 |
| 17 Gaby Sanchez, R (1, 3)<br>OBP: 0.299, SLG: 0.461 | C SI 94<br>B FF 94<br>X FC 88<br>1-1 ③ G6-3 | | | X CH 86<br>0-0 ③ G4-3 | | | B SI 93<br>B FC 86<br>X SI 92<br>2-0 55 FC6-4 1B | | S FF 94<br>S FF 96<br>B FF 97<br>B SI 96<br>B SI 96<br>F SI 98<br>F SI 97<br>C FF 98<br>3-3 ② K | 4 | 0 | 1 | 0 | 0 | 1 | 1 |
| 55 Russell Martin, R (1, 10)<br>OBP: 0.411, SLG: 0.392 | | B SI 89<br>B CH 81<br>B FF 91<br>B SI 90<br>4-0 10 G6-4-3 BB | | | C CH 84<br>S SI 92<br>F SI 93<br>F FC 88<br>S FF 94<br>0-3 ① K | | C FC 87<br>1 SAFE<br>C KC 79<br>B FC 88<br>X KC 79<br>1-2 ② FC6-4 10 1B<br>1-2f | | C SI 97<br>C CU 78<br>B FF 98<br>B FF 98<br>X FF 97<br>2-2 ③ G5-3 | 3 | 0 | 0 | 0 | 1 | 1 | 1 |
| 10 Jordy Mercer, R (1, 6)<br>OBP: 0.264, SLG: 0.352 | | C CH 83<br>C FC 87<br>F SI 92<br>B SI 93<br>X FC 88<br>1-2 ① ② G6-4-3<br>1-2f | | | C KC 78<br>F KC 79<br>C SI 94<br>0-3 ② K | | S CH 84<br>C FC 90<br>B SI 95<br>F SI 95<br>F FC 89<br>X SI 95<br>1-2 1B<br>1-2 | | | 3 | 0 | 1 | 0 | 0 | 1 | 1 |
| 18 Neil Walker, S (1, 4)<br>OBP: 0.348, SLG: 0.445 | | B CH 85<br>F CH 85<br>S KC 78<br>T FC 89<br>1-2 ③ K | | | X CH 86<br>0-0 1B | | B FC 87<br>C FC 86<br>C FC 87<br>B SI 94<br>F FC 88<br>X CH 86<br>2-2 ③ F8 | | | 3 | 0 | 1 | 0 | 0 | 1 | 2 |
| 12 Clint Barmes, R (1, 5)<br>OBP: 0.316, SLG: 0.287 | | B SI 91<br>C SI 92<br>S KC 79<br>S SI 93<br>1-3 ① K | | | C FC 88<br>B SI 94<br>S CH 85<br>C SI 91<br>1-3 ③ K | | | C CH 84<br>F SI 92<br>F SI 94<br>S SI 94<br>0-3 ① K | | 3 | 0 | 0 | 0 | 0 | 3 | 1 |
| 19 Chris Stewart, R (1, 2)<br>OBP: 0.333, SLG: 0.260 | | C SI 93<br>C KC 79<br>B KC 79<br>C SI 94<br>1-3 ② K | | | | B CH 83<br>C FC 88<br>C FC 88<br>X SI 94<br>1-2 ① F9 | | B SI 93<br>X CH 85<br>1-0 ② P6 | | 3 | 0 | 0 | 0 | 0 | 1 | 0 |
| Inning Stats | R: 0<br>E: 0<br>K: 2<br>S: 11<br>H: 1<br>LOB: 1<br>BB: 0<br>P: 17 | R: 0<br>E: 0<br>K: 1<br>S: 7<br>H: 0<br>LOB: 0<br>BB: 1<br>P: 13 | R: 0<br>E: 0<br>K: 2<br>S: 8<br>H: 0<br>LOB: 0<br>BB: 0<br>P: 10 | R: 0<br>E: 0<br>K: 0<br>S: 7<br>H: 0<br>LOB: 0<br>BB: 0<br>P: 10 | R: 0<br>E: 0<br>K: 3<br>S: 12<br>H: 1<br>LOB: 1<br>BB: 0<br>P: 13 | R: 0<br>E: 0<br>K: 1<br>S: 8<br>H: 0<br>LOB: 0<br>BB: 0<br>P: 12 | R: 0<br>E: 0<br>K: 0<br>S: 14<br>H: 2<br>LOB: 2<br>BB: 0<br>P: 22 | R: 0<br>E: 0<br>K: 2<br>S: 9<br>H: 0<br>LOB: 0<br>BB: 0<br>P: 12 | R: 1<br>E: 0<br>K: 1<br>S: 17<br>H: 1<br>LOB: 0<br>BB: 0<br>P: 24 | 1B: 4<br>2B: 0<br>3B: 0<br>HR: 1<br>SF: 0<br>SAC: 0<br>DP: 1<br>HBP: 0 | | | | | | |

# TOP

# Pittsburgh Pirates @ Tampa Bay Rays

Tropicana Field, St. Petersburg, FL

Wed Jun 25 2014, 12:12 PM - 3:02 PM EDT

Att. 23,761 - Dome - 72 F

livebaseballscorecards.com

| | |
|---|---|
| AB | 31 |
| R | 1 |
| H | 5 |
| RBI | 1 |
| BB | 1 |
| SO | 12 |
| LOB | 7 |

WP: 0 PB: 0 SB: 1 CS: 0 PA: 32

| PITCHER | | IP | WLS | BF | H | R | ER | SO | BB | IBB | HBP | BLK | WP | HR | S | P | ERA | WHIP |
|---|---|---|---|---|---|---|---|---|---|---|---|---|---|---|---|---|---|---|
| 14 David Price, L<br>ERA: 3.63 | (1, 1) | 8.1 | W | 30 | 5 | 1 | 1 | 11 | 1 | 0 | 0 | 0 | 0 | 1 | 85 | 120 | 1.08 | 0.720 |
| 57 Jake McGee, L<br>ERA: 1.36 | (9, 1) | 0.2 | | 2 | 0 | 0 | 0 | 1 | 0 | 0 | 0 | 0 | 0 | 0 | 8 | 13 | 0.00 | 0.000 |

| PITCHER | | IP | WLS | BF | H | R | ER | SO | BB | IBB | HBP | BLK | WP | HR | S | P | ERA | WHIP |
|---|---|---|---|---|---|---|---|---|---|---|---|---|---|---|---|---|---|---|

| Batter | 1 | 2 | 3 | 4 | 5 | 6 | 7 | 8 | 9 | AB | R | H | RBI | BB | SO | LOB |
|---|---|---|---|---|---|---|---|---|---|---|---|---|---|---|---|---|
| 8 Desmond Jennings, R (1, 8)<br>OBP: 0.328, SLG: 0.375 | C SI 91<br>X SI 90<br>0-1<br>18<br>3B<br>1B | C SI 91<br>B CU 77<br>C CU 78<br>S SI 91<br>1-3 ②<br>K | | C SI 92<br>S SI 92<br>X CU 78<br>0-2 ③<br>FC6-4<br>1-2f | | | F SI 91<br>C SI 90<br>F FS 82<br>B CU 79<br>T CU 78<br>1-2 ③<br>K | | | 4 | 1 | 1 | 0 | 0 | 2 | 1 |
| 18 Ben Zobrist, S (1, 6)<br>OBP: 0.332, SLG: 0.375 | 1 SAFE<br>1 SAFE<br>X SI 89<br>0-0<br>3<br>E<br>1-H<br>3B | B SI 91<br>B FS 84<br>B SI 91<br>B FF 92<br>4-0<br>20<br>E<br>BB | | | C CU 78<br>F FF 92<br>S CU 78<br>0-3 ①<br>K | | | B SL 81<br>B FF 93<br>C FF 92<br>C FF 93<br>B SL 82<br>F FF 94<br>X FF 94<br>3-2<br>3<br>1B<br>21<br>1B<br>1B | | 3 | 2 | 2 | 1 | 1 | 1 | 0 |
| 20 Matt Joyce, L (1, 10)<br>OBP: 0.346, SLG: 0.379 | C SI 90<br>B SI 91<br>F FS 85<br>D CU 79<br>F SI 91<br>S CU 78<br>2-3 ①<br>K | 1 SAFE<br>S CU 78<br>B SI 89<br>1 SAFE<br>1 SAFE<br>S CU 77<br>S CU 78<br>1-3 ③<br>K<br>1-2 | | | B SI 92<br>C SI 91<br>B FS 84<br>S CU 78<br>B SI 90<br>X CU 79<br>3-2 ②<br>G3-1 | | | F FF 93<br>1 SAFE<br>S FF 93<br>F FF 93<br>F FF 92<br>B SL 83<br>F SL 81<br>S FF 93<br>1-3 ①<br>K | | 4 | 0 | 0 | 0 | 0 | 3 | 3 |
| 3 Evan Longoria, R (1, 5)<br>OBP: 0.330, SLG: 0.405 | F SI 91<br>B CU 78<br>F SI 91<br>X SI 92<br>1-2<br>E6<br>5<br>HBP<br>21<br>1B<br>39<br>SF8<br>3-H | | C SI 91<br>S FS 84<br>B CU 78<br>S CU 78<br>1-3 ①<br>K | | F FF 92<br>X SI 90<br>0-1 ③<br>P2 | | | 1 SAFE<br>B SL 83<br>X FF 93<br>1-0<br>21<br>1B<br>39<br>1B<br>1-3<br>1B | | 4 | 2 | 1 | 1 | 0 | 1 | 0 |
| 21 James Loney, L (1, 3)<br>OBP: 0.344, SLG: 0.381 | 1 SAFE<br>B SI 92<br>F SI 91<br>1 SAFE<br>1 SAFE<br>F FF 92<br>B SI 91<br>F FF 92<br>F CU 79<br>3-2<br>D CU 77<br>X SI 91<br>39<br>SF8<br>5<br>HBP<br>1-2<br>1B | | B FF 92<br>B SI 92<br>X FF 93<br>2-0 ②<br>P5 | | | X SI 90<br>0-0 ①<br>G3-1 | | B FF 94<br>1 SAFE<br>B FF 94<br>F FF 94<br>1 SAFE<br>X SL 82<br>2-1<br>39<br>1B<br>1-3<br>3-H<br>1B | | 4 | 0 | 2 | 1 | 0 | 0 | 0 |
| 5 Brandon Guyer, R (1, 7)<br>OBP: 0.308, SLG: 0.356 | F SI 92<br>C CU 78<br>B CU 79<br>H SI 91<br>2-2<br>39<br>SF8<br>1-2<br>2-3<br>HBP | | B SI 92<br>F SI 92<br>B FF 93<br>X SI 91<br>2-1 ③<br>G5-3 | | | B CU 79<br>F SI 90<br>C FS 84<br>B CU 79<br>F CU 78<br>X SI 90<br>2-2 ②<br>G5-3 | | L SL 83<br>S SL 82<br>B FF 93<br>S FF 93<br>1-3 ②<br>K | | 3 | 0 | 0 | 0 | 0 | 1 | 2 |
| 39 Kevin Kiermaier, L (1, 9)<br>OBP: 0.354, SLG: 0.567 | F SI 91<br>C SI 91<br>X SI 91<br>0-2 ②<br>SF8<br>1-2<br>2-3<br>3-H | | | L CU 78<br>C FF 92<br>C SI 91<br>0-3 ①<br>K | | S FF 92<br>B FS 84<br>B SI 90<br>F SI 90<br>S CU 78<br>2-3 ③<br>K | | B FF 93<br>S CH 84<br>X FF 94<br>1-1<br>1-2<br>3-H<br>1B | | 3 | 0 | 1 | 2 | 0 | 2 | 0 |
| 11 Logan Forsythe, R (1, 4)<br>OBP: 0.262, SLG: 0.275 | X SI 91<br>0-0 ③<br>G6-3 | | | C SI 91<br>C CU 78<br>B CU 78<br>S CU 79<br>1-3 ②<br>K | | | C SI 89<br>F SI 88<br>F SI 90<br>B SI 88<br>B CU 79<br>B SI 90<br>S SI 90<br>3-3 ①<br>K | B SI 94<br>B SI 94<br>C FF 94<br>B FC 89<br>F FF 94<br>S FF 95<br>3-3 ③<br>K | | 4 | 0 | 0 | 0 | 0 | 3 | 4 |
| 28 José Molina, R (1, 2)<br>OBP: 0.207, SLG: 0.175 | | C SI 91<br>F SI 90<br>X CU 77<br>0-2 ①<br>P4 | | F FF 93<br>X SI 90<br>0-1<br>8<br>FC6-4<br>1B | | | B CU 78<br>C SI 90<br>S CU 78<br>S CU 79<br>1-3 ②<br>K | | | 3 | 0 | 1 | 0 | 0 | 1 | 0 |
| Inning Stats | R: 3 H: 3<br>E: 1 LOB: 2<br>K: 1 BB: 0<br>S: 21 P: 29 | R: 0 H: 0<br>E: 1 LOB: 1<br>K: 2 BB: 1<br>S: 9 P: 15 | R: 0 H: 0<br>E: 0 LOB: 0<br>K: 1 BB: 0<br>S: 6 P: 11 | R: 0 H: 1<br>E: 0 LOB: 1<br>K: 2 BB: 0<br>S: 11 P: 12 | R: 0 H: 0<br>E: 0 LOB: 0<br>K: 1 BB: 0<br>S: 8 P: 11 | R: 0 H: 0<br>E: 0 LOB: 0<br>K: 1 BB: 0<br>S: 8 P: 12 | R: 0 H: 0<br>E: 0 LOB: 0<br>K: 3 BB: 0<br>S: 11 P: 16 | R: 2 H: 4<br>E: 0 LOB: 2<br>K: 3 BB: 0<br>S: 21 P: 33 | | 1B: 7 SF: 1<br>2B: 0 SAC: 0<br>3B: 1 DP: 0<br>HR: 0 HBP: 1 | | | | | | |

| PITCHER | | IP | WLS | BF | H | R | ER | SO | BB | IBB | HBP | BLK | WP | HR | S | P | ERA | WHIP |
|---|---|---|---|---|---|---|---|---|---|---|---|---|---|---|---|---|---|---|
| 50 Charlie Morton, R<br>ERA: 3.41 | (1, 1) | 7.0 | L | 28 | 4 | 3 | 2 | 11 | 1 | 0 | 1 | 0 | 0 | 0 | 74 | 106 | 2.57 | 0.714 |
| 39 Jason Grilli, R<br>ERA: 4.87 | (8, 1) | 0.2 | | 6 | 4 | 2 | 2 | 2 | 0 | 0 | 0 | 0 | 0 | 0 | 18 | 27 | 27.00 | 6.000 |
| 37 Justin Wilson, L<br>ERA: 5.02 | (8, 1) | 0.1 | | 1 | 0 | 0 | 0 | 1 | 0 | 0 | 0 | 0 | 0 | 0 | 3 | 6 | 0.00 | 0.000 |

| PITCHER | IP | WLS | BF | H | R | ER | SO | BB | IBB | HBP | BLK | WP | HR | S | P | ERA | WHIP |
|---|---|---|---|---|---|---|---|---|---|---|---|---|---|---|---|---|---|

# BOTTOM

## Pittsburgh Pirates @ Tampa Bay Rays

Tropicana Field, St. Petersburg, FL

Wed Jun 25 2014, 12:12 PM - 3:02 PM EDT

Att. 23,761 - Dome - 72 F

livebaseballscorecards.com

| | |
|---|---|
| AB | 32 |
| R | 5 |
| H | 8 |
| RBI | 5 |
| BB | 1 |
| SO | 14 |
| LOB | 10 |

WP: 0 PA: 35
PB: 0
SB: 0
CS: 0

# Tampa Bay Rays @ Baltimore Orioles

Oriole Park at Camden Yards, Baltimore, MD

Fri Jun 27 2014, 1:10 PM - 4:22 PM EDT

Att. 15,614 - Partly Cloudy - 79 F

livebaseballscorecards.com

| Batter | 1 | 2 | 3 | 4 | 5 | 6 | 7 | 8 | 9 | AB | R | H | RBI | BB | SO | LOB |
|---|---|---|---|---|---|---|---|---|---|---|---|---|---|---|---|---|
| 8 Desmond Jennings, R (1, 8)<br>OBP: 0.323, SLG: 0.368 | B FF 92<br>B FF 93<br>C FF 92<br>C FF 94<br>X FF 96<br>2-2 ① G6-3 | | C SL 77<br>B FF 90<br>B FF 93<br>C SL 79<br>F FF 96<br>F FF 96<br>B FS 82<br>F FF 96<br>X FF 95<br>3-2 ① G5-3 | F FF 96<br>D FS 83<br>B SL 80<br>X FF 97<br>2-1 ③ P4 | | C FF 91<br>B FF 92<br>F CU 78<br>F FF 94<br>S FF 93<br>1-3 ③ K | | | C FS 85<br>S FF 93<br>S FF 94<br>0-3 ② K | 5 | 0 | 0 | 0 | 0 | 2 | 1 |
| 39 Kevin Kiermaier, L (1, 9)<br>OBP: 0.346, SLG: 0.547 | F CH 88<br>S FS 82<br>F FS 82<br>B FS 84<br>X FF 92<br>1-2 18 CS 1B | | B FF 92<br>X FS 83<br>1-0 ② P6 | | S FS 81<br>B FS 81<br>X FS 83<br>1-1 ① P5 | | S FC 89<br>X FF 93<br>0-1 ① G6-3 | | B FS 85<br>S FS 85<br>X FS 85<br>1-1 ③ F8 | 5 | 0 | 1 | 0 | 0 | 0 | 0 |
| 18 Ben Zobrist, S (1, 6)<br>OBP: 0.334, SLG: 0.374 | B FF 89<br>1 SAFE<br>B FF 89<br>X FF 92<br>2-0 ② ③ F7<br>1-2 | | B FF 92<br>C SL 79<br>B FS 81<br>B FS 83<br>B FF 93<br>4-1 3 BB BB | | C FF 91<br>X FF 95<br>0-1 1B | | C FF 92<br>B CH 83<br>C FF 91<br>X FF 92<br>1-2 ② G3-1 | | | 3 | 0 | 1 | 0 | 1 | 0 | 1 |
| 3 Evan Longoria, R (1, 5)<br>OBP: 0.330, SLG: 0.401 | | X FF 94<br>0-0 ① G5-3 | B FS 84<br>B FF 96<br>B FF 94<br>B FF 94<br>4-0 1-2 BB | | 1 SAFE<br>D SL 80<br>D SL 80<br>F FF 96<br>X FF 98<br>2-1 ② F7 | | B SI 93<br>F FF 92<br>C FF 94<br>F FF 95<br>F FC 93<br>S CU 81<br>1-3 ③ K | | | 3 | 0 | 0 | 0 | 1 | 1 | 1 |
| 21 James Loney, L (1, 3)<br>OBP: 0.343, SLG: 0.378 | | B CH 87<br>B FF 92<br>B FF 94<br>B FF 90<br>4-0 5 2B BB | D FF 95<br>B SL 78<br>B FF 92<br>C FF 94<br>T FF 94<br>F FF 95<br>X FF 95<br>3-2 ③ F7 | | B FS 87<br>D FS 85<br>F FF 95<br>1 SAFE<br>F FF 95<br>X FF 96<br>2-2 ③ L8 | | | X SI 92<br>0-0 ① F8 | | 3 | 1 | 0 | 0 | 1 | 0 | 3 |
| 5 Brandon Guyer, R (1, 7)<br>OBP: 0.337, SLG: 0.411 | | B FF 93<br>X FF 93<br>1-0 20 WP 1-H 20 1B 2B | | B SL 79<br>C SL 76<br>H FF 92<br>2-1 20 CS HBP | | X SL 78<br>0-0 20 2B 2B | | C FF 93<br>S FF 93<br>F FF 94<br>B SL 85<br>B FF 94<br>X SI 92<br>2-2 2B | | 3 | 2 | 3 | 1 | 0 | 0 | 0 |
| 20 Matt Joyce, L (1, 10)<br>OBP: 0.353, SLG: 0.387 | | B FF 92<br>B CH 76<br>F FS 84<br>X FF 95<br>2-1 1 B5-3 2-H 1B | | 1 SAFE<br>B FS 82<br>1 SAFE<br>B FF 91<br>F FF 94<br>C SL 79<br>F FF 96<br>B FF 97<br>B FF 95<br>4-2 ① 1 G3-1 28 1B 1-2 BB | | B FF 92<br>D FS 84<br>S FF 92<br>X FF 95<br>2-1 1 1B 2-H 2B | | S FS 86<br>D FS 86<br>B SI 93<br>B SI 93<br>S FS 85<br>F FS 86<br>C FF 95<br>3-3 ② K | | 3 | 2 | 2 | 2 | 1 | 1 | 1 |
| 1 Sean Rodríguez, R (1, 4)<br>OBP: 0.252, SLG: 0.460 | | S SL 80<br>X SL 79<br>0-1 ② B5-3 1-2 | | X FF 95<br>0-0 ② G3-1 1-2 | | B CU 75<br>X FF 89<br>1-0 28 G5-4-3 2-H 1B | | B FS 86<br>C SL 85<br>S FF 94<br>S FF 95<br>1-3 ③ K | | 4 | 0 | 1 | 1 | 0 | 1 | 3 |
| 28 José Molina, R (1, 2)<br>OBP: 0.208, SLG: 0.178 | | C FF 96<br>B FF 96<br>S FS 84<br>D FS 85<br>B FF 97<br>C FF 96<br>3-3 ③ K | | F SL 80<br>X FF 96<br>0-1 2-H 1B | | C FC 89<br>S FF 89<br>B FF 94<br>F FF 91<br>X CU 79<br>1-2 ① ② G5-4-3 1-2f | | | B FF 92<br>S SL 82<br>F FF 92<br>C FF 92<br>1-3 ① K | 4 | 0 | 1 | 1 | 0 | 2 | 2 |
| Inning Stats | R: 0<br>E: 0<br>K: 0<br>S: 8<br>H: 1<br>LOB: 0<br>BB: 0<br>P: 13 | R: 2<br>E: 0<br>K: 1<br>S: 9<br>H: 2<br>LOB: 1<br>BB: 1<br>P: 19 | R: 0<br>E: 0<br>K: 0<br>S: 12<br>H: 0<br>LOB: 2<br>BB: 2<br>P: 27 | R: 1<br>E: 0<br>K: 0<br>S: 9<br>H: 1<br>LOB: 1<br>BB: 1<br>P: 17 | R: 0<br>E: 0<br>K: 0<br>S: 9<br>H: 1<br>LOB: 1<br>BB: 0<br>P: 14 | R: 2<br>E: 0<br>K: 1<br>S: 12<br>H: 3<br>LOB: 0<br>BB: 0<br>P: 17 | R: 0<br>E: 0<br>K: 1<br>S: 10<br>H: 0<br>LOB: 0<br>BB: 0<br>P: 12 | R: 0<br>E: 0<br>K: 2<br>S: 12<br>H: 1<br>LOB: 1<br>BB: 0<br>P: 18 | R: 0<br>E: 0<br>K: 2<br>S: 8<br>H: 0<br>LOB: 0<br>BB: 0<br>P: 10 | 1B: 5<br>2B: 4<br>3B: 0<br>HR: 0<br>SF: 0<br>SAC: 0<br>DP: 1<br>HBP: 1 | | | | | | |

| TOP | |
|---|---|
| AB | 33 |
| R | 5 |
| H | 9 |
| RBI | 5 |
| BB | 4 |
| SO | 7 |
| LOB | 12 |

WP: 1 PA: 38
PB: 0
SB: 0
CS: 2

| PITCHER | | IP | WLS | BF | H | R | ER | SO | BB | IBB | HBP | BLK | WP | HR | S | P | ERA | WHIP |
|---|---|---|---|---|---|---|---|---|---|---|---|---|---|---|---|---|---|---|
| 39 Kevin Gausman, R<br>ERA: 3.86 | (1, 1) | 5.0 | L | 25 | 7 | 5 | 5 | 1 | 4 | 0 | 1 | 0 | 1 | 0 | 50 | 95 | 9.00 | 2.200 |
| 47 Evan Meek, R<br>ERA: 5.52 | (6, 1) | 2.0 | | 6 | 1 | 0 | 0 | 2 | 0 | 0 | 0 | 0 | 0 | 0 | 19 | 24 | 0.00 | 0.500 |
| 35 Brad Brach, R<br>ERA: 4.3 | (8, 1) | 2.0 | | 7 | 1 | 0 | 0 | 4 | 0 | 0 | 0 | 0 | 0 | 0 | 20 | 28 | 0.00 | 0.500 |

| PITCHER | IP | WLS | BF | H | R | ER | SO | BB | IBB | HBP | BLK | WP | HR | S | P | ERA | WHIP |
|---|---|---|---|---|---|---|---|---|---|---|---|---|---|---|---|---|---|

| Batter | 1 | 2 | 3 | 4 | 5 | 6 | 7 | 8 | 9 | AB | R | H | RBI | BB | SO | LOB |
|---|---|---|---|---|---|---|---|---|---|---|---|---|---|---|---|---|
| 21 Nick Markakis, L (1, 9)<br>OBP: 0.357, SLG: 0.401 | C FF 94<br>B FF 94<br>X FF 94<br>1-1<br>10 G5-3<br>28 WP<br>19 G4-3<br>1B | | B FF 95<br>B CH 84<br>B FF 94<br>C FF 93<br>F FF 93<br>B FC 85<br>4-2<br>10 WP<br>BB | | B FF 95<br>B FC 84<br>C CH 85<br>1 SAFE<br>X CH 86<br>2-1 ③<br>L7 | | | F FF 92<br>F FF 93<br>B FF 93<br>B SL 84<br>X FF 93<br>2-2 ①<br>G4-3 | | 3 | 1 | 1 | 0 | 1 | 0 | 1 |
| 28 Steve Pearce, R (1, 7)<br>OBP: 0.388, SLG: 0.556 | B FF 93<br>B FF 94<br>B FF 94<br>C FF 93<br>S FF 93<br>F FF 94<br>F FF 94<br>B FC 86<br>4-2<br>19 G4-3<br>10 G5-3<br>1-2<br>BB | | B FC 85<br>S FF 94<br>C FF 94<br>F CH 88<br>S FC 88<br>1-3 ②<br>K | | | C FF 94<br>B FF 94<br>B CH 85<br>F FF 94<br>F CU 78<br>S FC 87<br>2-3 ①<br>K | | C FF 92<br>X CH 88<br>0-1 ②<br>G5-3 | | 3 | 0 | 0 | 0 | 1 | 2 | 1 |
| 10 Adam Jones, R (1, 8)<br>OBP: 0.317, SLG: 0.481 | S FF 94<br>F FF 95<br>F FC 88<br>X CH 89<br>0-2 ①<br>G5-3<br>1-2<br>2-3 | | F CH 88<br>F FC 87<br>F FF 95<br>B CU 80<br>1 SAFE<br>B FC 89<br>F FC 86<br>B CH 87<br>X FF 96<br>3-2 ③<br>G6-3<br>1-2 | | | B FF 96<br>S FF 95<br>B CH 89<br>B FF 96<br>X FF 96<br>3-1 ②<br>L7 | | C FF 92<br>B SL 87<br>S FF 90<br>B FF 92<br>X FF 92<br>2-2 ③<br>G3-1 | | 4 | 0 | 0 | 0 | 0 | 0 | 3 |
| 19 Chris Davis, L (1, 3)<br>OBP: 0.339, SLG: 0.432 | S FF 95<br>F FC 87<br>B FC 87<br>F CH 88<br>B CH 88<br>X FF 92<br>2-2 ②<br>G4-3<br>2-3<br>3-H | | | C CU 76<br>B FC 86<br>B FF 94<br>F FC 86<br>B CH 87<br>B CU 82<br>4-2<br>23 G6-4-3<br>BB | | S FF 95<br>C FF 95<br>B FC 88<br>B FF 96<br>B CH 86<br>B FF 96<br>4-2<br>BB | | | C SI 96<br>B CU 77<br>S FF 96<br>C FF 97<br>1-3 ①<br>K | 2 | 0 | 0 | 1 | 2 | 1 | 1 |
| 23 Nelson Cruz, R (1, 10)<br>OBP: 0.356, SLG: 0.582 | C FC 87<br>X CH 89<br>0-1 ③<br>F8 | | | C FF 95<br>B SI 95<br>X CH 87<br>1-1 ①②<br>G6-4-3<br>1-2f | | C CH 80<br>S FF 95<br>S FF 95<br>0-3 ③<br>K | | | B SI 95<br>F SI 95<br>B SI 97<br>S FF 95<br>B FF 97<br>X FF 97<br>3-2 ②<br>F9 | 4 | 0 | 0 | 0 | 0 | 1 | 3 |
| 2 J.J. Hardy, R (1, 6)<br>OBP: 0.313, SLG: 0.362 | | B FF 94<br>B FF 94<br>F FF 95<br>X FF 93<br>2-1 ①<br>P4 | | C FF 94<br>B FF 95<br>F FF 96<br>S CU 81<br>1-3 ③<br>K | | | C FF 92<br>F SL 80<br>S FF 94<br>0-3 ①<br>K | | C SI 96<br>C FF 96<br>S FF 97<br>0-3 ③<br>K | 4 | 0 | 0 | 0 | 0 | 3 | 0 |
| 13 Manny Machado, R (1, 5)<br>OBP: 0.290, SLG: 0.351 | | S FC 86<br>B CH 87<br>S CH 89<br>F CH 88<br>F FC 88<br>B FF 94<br>X CH 88<br>2-2<br>6 G6-4-3<br>1B | | | F FF 94<br>B SI 94<br>S FF 94<br>X FC 82<br>1-2 ①<br>L6 | | C CH 79<br>X SL 84<br>0-1<br>HR | | | 3 | 1 | 2 | 1 | 0 | 0 | 0 |
| 6 Jonathan Schoop, R (1, 4)<br>OBP: 0.263, SLG: 0.336 | | X FC 85<br>0-0 ②③<br>G6-4-3<br>1-2f | | | C FC 86<br>F FF 96<br>B FF 96<br>B CU 81<br>X FC 87<br>2-2<br>E5 | | F FF 94<br>C FF 93<br>F FF 94<br>F FF 94<br>B CH 80<br>B CH 80<br>F FF 94<br>B FF 93<br>F CH 81<br>3-3 ②<br>F FF 83<br>S FF 91<br>K | | | 3 | 0 | 0 | 0 | 0 | 1 | 1 |
| 36 Caleb Joseph, R (1, 2)<br>OBP: 0.256, SLG: 0.291 | | | B FF 93<br>F FF 94<br>F FC 85<br>B FF 95<br>X FC 85<br>2-2 ①<br>F8 | | F CH 86<br>X CH 87<br>0-1 ②<br>F7 | | B CH 80<br>F FF 92<br>B FC 92<br>S CH 79<br>S FF 93<br>2-3 ③<br>K | | | 3 | 0 | 0 | 0 | 0 | 1 | 1 |
| Inning Stats | R: 1 H: 1<br>E: 0 LOB: 1<br>K: 0 BB: 1<br>S: 16 P: 23 | R: 0 H: 1<br>E: 0 LOB: 0<br>K: 0 BB: 0<br>S: 8 P: 12 | R: 0 H: 0<br>E: 0 LOB: 1<br>K: 1 BB: 1<br>S: 14 P: 24 | R: 0 H: 0<br>E: 0 LOB: 0<br>K: 1 BB: 1<br>S: 7 P: 13 | R: 0 H: 0<br>E: 1 LOB: 1<br>K: 0 BB: 0<br>S: 10 P: 15 | R: 0 H: 0<br>E: 0 LOB: 1<br>K: 2 BB: 1<br>S: 11 P: 20 | R: 1 H: 1<br>E: 0 LOB: 0<br>K: 3 BB: 0<br>S: 16 P: 21 | R: 0 H: 0<br>E: 0 LOB: 0<br>K: 0 BB: 0<br>S: 8 P: 12 | R: 0 H: 0<br>E: 0 LOB: 0<br>K: 2 BB: 0<br>S: 9 P: 13 | 1B: 2 SF: 0<br>2B: 0 SAC: 0<br>3B: 0 DP: 2<br>HR: 1 HBP: 0 | | | | | | WP: 2 PA: 33<br>PB: 0<br>SB: 0<br>CS: 0 |

| PITCHER | | IP | WLS | BF | H | R | ER | SO | BB | IBB | HBP | BLK | WP | HR | S | P | ERA | WHIP |
|---|---|---|---|---|---|---|---|---|---|---|---|---|---|---|---|---|---|---|
| 37 Alex Colomé, R<br>ERA: 2.79 | (1, 1) | 5.2 | W | 22 | 2 | 1 | 1 | 3 | 4 | 0 | 0 | 0 | 2 | 0 | 63 | 104 | 1.59 | 1.059 |
| 26 Brad Boxberger, R<br>ERA: 3.29 | (6, 1) | 1.1 | | 5 | 1 | 1 | 1 | 4 | 0 | 0 | 0 | 0 | 0 | 1 | 19 | 24 | 6.75 | 0.750 |
| 50 Grant Balfour, R<br>ERA: 5.34 | (8, 1) | 1.0 | H | 3 | 0 | 0 | 0 | 0 | 0 | 0 | 0 | 0 | 0 | 0 | 8 | 12 | 0.00 | 0.000 |
| 57 Jake McGee, L<br>ERA: 1.32 | (9, 1) | 1.0 | S | 3 | 0 | 0 | 0 | 2 | 0 | 0 | 0 | 0 | 0 | 0 | 9 | 13 | 0.00 | 0.000 |

| PITCHER | IP | WLS | BF | H | R | ER | SO | BB | IBB | HBP | BLK | WP | HR | S | P | ERA | WHIP |
|---|---|---|---|---|---|---|---|---|---|---|---|---|---|---|---|---|---|

# BOTTOM

## Tampa Bay Rays @ Baltimore Orioles

Oriole Park at Camden Yards, Baltimore, MD

Fri Jun 27 2014, 1:10 PM - 4:22 PM EDT

Att. 15,614 - Partly Cloudy - 79 F

livebaseballscorecards.com

| | |
|---|---|
| AB | 29 |
| R | 2 |
| H | 3 |
| RBI | 2 |
| BB | 4 |
| SO | 9 |
| LOB | 11 |

# Tampa Bay Rays @ Baltimore Orioles

Oriole Park at Camden Yards, Baltimore, MD

Fri Jun 27 2014, 7:08 PM - 10:11 PM EDT

Att. 34,895 - Cloudy - 82 F

TOP

livebaseballscorecards.com

| Batter | 1 | 2 | 3 | 4 | 5 | 6 | 7 | 8 | 9 | AB | R | H | RBI | BB | SO | LOB |
|---|---|---|---|---|---|---|---|---|---|---|---|---|---|---|---|---|
| 8 Desmond Jennings, R (1, 10)<br>OBP: 0.319, SLG: 0.363 | F FF 90<br>C FF 92<br>B FF 92<br>B KC 75<br>F FF 92<br>C CH 83<br>2-3 ① K | | C FF 90<br>F FF 91<br>B FF 90<br>F FF 93<br>B KC 76<br>S KC 75<br>2-3 ③ K | | | B SL 83<br>L FF 90<br>X FC 89<br>1-1 ① F7 | | B FF 91<br>X FC 89<br>1-0 ② L6 | | 4 | 0 | 0 | 0 | 0 | 2 | 0 |
| 39 Kevin Kiermaier, L (1, 8)<br>OBP: 0.343, SLG: 0.535 | X FF 91<br>0-0 ② B5-3 | | | B CH 81<br>B FF 89<br>X FF 90<br>2-0 ① G4-3 | | X CH 82<br>0-0 3 1B 1B | | S CH 81<br>F CH 81<br>X FF 90<br>0-2 ③ G1-3 | | 4 | 0 | 1 | 0 | 0 | 0 | 0 |
| 18 Ben Zobrist, S (1, 6)<br>OBP: 0.330, SLG: 0.368 | B FC 91<br>B CH 81<br>C FC 90<br>X FF 90<br>2-1 ③ G4-3 | | | X FF 90<br>0-0 ② G3-1 | | B FC 88<br>C FF 91<br>B KC 77<br>B CH 82<br>F FF 90<br>X FF 92<br>3-2 ② F8 | | | C SI 94<br>B SI 95<br>F SI 95<br>F SI 96<br>F SI 96<br>B SI 96<br>S SI 96<br>2-3 ① K | 4 | 0 | 0 | 0 | 0 | 1 | 1 |
| 3 Evan Longoria, R (1, 5)<br>OBP: 0.334, SLG: 0.406 | | X FC 89<br>0-0 ① F7 | | C FF 90<br>B KC 76<br>F KC 75<br>B KC 77<br>X FF 93<br>2-2 1B | | C FF 91<br>1 SAFE<br>C SL 86<br>D FF 92<br>1 SAFE<br>D KC 75<br>X SL 86<br>1-3 2-2 1B | | | B SI 95<br>S SI 94<br>X SI 95<br>1-1 21 G1-6-3 1B | 4 | 0 | 3 | 0 | 0 | 0 | 0 |
| 21 James Loney, L (1, 3)<br>OBP: 0.341, SLG: 0.386 | | B FF 90<br>C FF 90<br>F FF 90<br>B KC 77<br>F FF 91<br>X CH 83<br>2-2 HR | | F FC 91<br>F FC 92<br>B FF 92<br>B KC 76<br>X FF 92<br>2-2 ③ G5-3 | | X FF 90<br>0-0 ③ F8 | | | B SI 95<br>C SI 96<br>C SI 95<br>X SI 95<br>1-2 ② ③ G1-6-3<br>1-2f | 4 | 1 | 1 | 1 | 0 | 0 | 4 |
| 5 Brandon Guyer, R (1, 7)<br>OBP: 0.327, SLG: 0.398 | | B FF 91<br>F FF 92<br>F FF 93<br>B KC 76<br>X KC 75<br>2-2 ② P3 | | | S FF 91<br>F KC 74<br>X FF 92<br>0-2 ① G6-3 | | B FC 89<br>B SL 82<br>X FF 91<br>2-0 ① L8 | | | 3 | 0 | 0 | 0 | 0 | 0 | 0 |
| 20 Matt Joyce, L (1, 9)<br>OBP: 0.349, SLG: 0.382 | | F CH 84<br>X FF 91<br>0-1 ③ L3 | | | F KC 75<br>B KC 77<br>B FF 93<br>C FF 92<br>F FF 93<br>X FF 92<br>2-2 ② L9 | | B KC 72<br>F CH 82<br>X FC 91<br>1-1 ② L8 | | | 3 | 0 | 0 | 0 | 0 | 0 | 0 |
| 24 Ryan Hanigan, R (1, 2)<br>OBP: 0.319, SLG: 0.359 | | | B FF 90<br>B FF 88<br>X FC 89<br>2-0 ① G6-3 | | C FF 92<br>F KC 75<br>B KC 75<br>B FF 94<br>B FF 94<br>B FF 93<br>4-2 BB | | B FF 90<br>X FF 91<br>1-0 ③ F9 | | | 2 | 0 | 0 | 0 | 1 | 0 | 0 |
| 11 Logan Forsythe, R (1, 4)<br>OBP: 0.257, SLG: 0.270 | | | C FF 90<br>X FF 90<br>0-1 ② G6-3 | | B FF 90<br>F CH 82<br>C FF 92<br>B KC 75<br>X FC 90<br>2-2 ③ L8 | | | B FF 88<br>B CH 79<br>F FF 90<br>F FC 90<br>X FF 91<br>2-2 ① L8 | | 3 | 0 | 0 | 0 | 0 | 0 | 1 |
| Inning Stats | R: 0<br>E: 0<br>K: 1<br>S: 7<br>H: 0<br>LOB: 0<br>BB: 0<br>P: 11 | R: 1<br>E: 0<br>K: 0<br>S: 10<br>H: 1<br>LOB: 0<br>BB: 0<br>P: 14 | R: 0<br>E: 0<br>K: 1<br>S: 7<br>H: 0<br>LOB: 0<br>BB: 0<br>P: 11 | R: 0<br>E: 0<br>K: 0<br>S: 8<br>H: 1<br>LOB: 1<br>BB: 0<br>P: 14 | R: 0<br>E: 0<br>K: 0<br>S: 12<br>H: 0<br>LOB: 1<br>BB: 1<br>P: 20 | R: 0<br>E: 0<br>K: 0<br>S: 10<br>H: 2<br>LOB: 2<br>BB: 0<br>P: 16 | R: 0<br>E: 0<br>K: 0<br>S: 4<br>H: 0<br>LOB: 0<br>BB: 0<br>P: 8 | R: 0<br>E: 0<br>K: 0<br>S: 7<br>H: 0<br>LOB: 0<br>BB: 0<br>P: 10 | R: 0<br>E: 0<br>K: 1<br>S: 10<br>H: 1<br>LOB: 0<br>BB: 0<br>P: 14 | 1B: 4<br>2B: 0<br>3B: 0<br>HR: 1<br>SF: 0<br>SAC: 0<br>DP: 1<br>HBP: 0 | | | | | | |

| | AB | 31 |
|---|---|---|
| | R | 1 |
| | H | 5 |
| | RBI | 1 |
| | BB | 1 |
| | SO | 3 |
| | LOB | 6 |

WP: 0 PB: 0 SB: 0 CS: 0 PA: 32

| PITCHER | | IP | WLS | BF | H | R | ER | SO | BB | IBB | HBP | BLK | WP | HR | S | P | ERA | WHIP |
|---|---|---|---|---|---|---|---|---|---|---|---|---|---|---|---|---|---|---|
| 30 Chris Tillman, R<br>ERA: 4.18 | (1, 1) | 8.0 | W | 29 | 4 | 1 | 1 | 2 | 1 | 0 | 0 | 0 | 0 | 1 | 65 | 104 | 1.12 | 0.625 |
| 53 Zack Britton, L<br>ERA: 1.52 | (9, 1) | 1.0 | S | 3 | 1 | 0 | 0 | 1 | 0 | 0 | 0 | 0 | 0 | 0 | 10 | 14 | 0.00 | 1.000 |

| PITCHER | | IP | WLS | BF | H | R | ER | SO | BB | IBB | HBP | BLK | WP | HR | S | P | ERA | WHIP |
|---|---|---|---|---|---|---|---|---|---|---|---|---|---|---|---|---|---|---|

| Batter | 1 | 2 | 3 | 4 | 5 | 6 | 7 | 8 | 9 | AB | R | H | RBI | BB | SO | LOB |
|---|---|---|---|---|---|---|---|---|---|---|---|---|---|---|---|---|
| 21 Nick Markakis, L (1, 10)<br>OBP: 0.355, SLG: 0.396 | C SI 90<br>X FS 85<br>0-1 ① F9 | B SI 92<br>B FF 92<br>B SI 92<br>B SI 91<br>4-0<br>1-2 BB | C SI 90<br>B FF 92<br>F FF 92<br>S FF 91<br>1-3 ③ K | B FF 91<br>B FC 85<br>C FF 90<br>F FF 91<br>B SI 91<br>F FF 91<br>D FF 88<br>4-2<br>19 BB 10 1B BB | C CH 85<br>X FF 92<br>0-1 ② L8 | | C SL 82<br>B SL 82<br>X FF 90<br>1-1 ② P6 | | | 4 | 0 | 0 | 0 | 1 | 1 | 0 |
| 13 Manny Machado, R (1, 5)<br>OBP: 0.293, SLG: 0.346 | C FC 87<br>X FC 86<br>0-1 ② F8 | C SL 84<br>B FF 92<br>F SI 89<br>S FF 92<br>1-3 ③ K | | | C FF 94<br>B SL 84<br>F CH 84<br>B CH 86<br>B CH 85<br>B FF 94<br>4-2<br>10 PO BB | | | C FF 90<br>X FF 91<br>0-1 ③ L3 | | 3 | 0 | 0 | 0 | 2 | 1 | 3 |
| 10 Adam Jones, R (1, 8)<br>OBP: 0.325, SLG: 0.494 | B SI 91<br>X SL 83<br>1-0 2B | | S CU 67<br>B FF 91<br>X CU 71<br>1-1 23 G5-3 1B | | F FF 90<br>1 SAFE<br>B FF 90<br>X FS 85<br>1-1<br>1-2 19 BB 1B | F SL 83<br>1 SAFE<br>F CH 84<br>1 SAFE<br>F FF 93<br>1 SAFE<br>1 SAFE<br>0-2 ③ PO<br>1-2 | X FF 90<br>0-0 23 HR 2B | | | 4 | 1 | 4 | 0 | 0 | 0 | 0 |
| 23 Nelson Cruz, R (1, 9)<br>OBP: 0.354, SLG: 0.587 | C FS 86<br>B FC 86<br>X FF 92<br>1-1 ③ G6-3 | | B FF 92<br>B FF 91<br>B SL 79<br>C FF 90<br>F FF 90<br>1 SAFE<br>X FS 84<br>3-2 ① G5-3<br>1-2 | | B SL 84<br>B SL 82<br>F FF 91<br>B FC 85<br>S FF 92<br>S FF 91<br>3-3 ① K | | B FF 90<br>B CU 78<br>F CU 77<br>X FF 90<br>2-1<br>2-H HR | | | 4 | 1 | 1 | 2 | 0 | 1 | 4 |
| 19 Chris Davis, L (1, 3)<br>OBP: 0.342, SLG: 0.428 | | B FF 90<br>S SI 90<br>S SI 91<br>F SI 92<br>X FS 84<br>1-2 ① F8 | B SI 91<br>F FF 92<br>B SI 92<br>B FF 92<br>B FF 91<br>4-2 BB | | B FF 92<br>C FF 91<br>F FF 91<br>F FF 91<br>B SI 92<br>B FF 92<br>4-2<br>1-2<br>2-3 BB | | C FF 90<br>S CU 78<br>B FF 91<br>X FS 83<br>1-2 ① P5 | | | 2 | 0 | 0 | 0 | 2 | 0 | 0 |
| 2 J.J. Hardy, R (1, 6)<br>OBP: 0.313, SLG: 0.360 | | C SI 92<br>X FF 91<br>0-1<br>9 1B<br>40 1B<br>1B | C FF 92<br>B FC 86<br>X FS 83<br>1-1 ② F7 | | B FF 92<br>F SI 91<br>B FF 93<br>B SI 92<br>F FF 92<br>X FF 92<br>3-2 ② P3 | | B CU 78<br>X FF 91<br>1-0 ② F8 | | | 4 | 1 | 1 | 0 | 0 | 0 | 5 |
| 9 David Lough, L (1, 7)<br>OBP: 0.270, SLG: 0.289 | | B SI 90<br>B SI 90<br>X SI 91<br>2-0<br>40 1B<br>1-2 1B | X FF 92<br>0-0 ③ P5 | | C FF 92<br>F FF 91<br>B FF 92<br>B SI 92<br>F SI 90<br>F FF 92<br>S FF 92<br>2-3 ③ K | | X CU 77<br>0-0<br>1B | | | 4 | 0 | 2 | 0 | 0 | 1 | 5 |
| 40 Nick Hundley, R (1, 2)<br>OBP: 0.266, SLG: 0.346 | | B SI 91<br>B SI 91<br>C SI 91<br>S SI 92<br>F FF 91<br>B FF 92<br>X FF 91<br>3-2<br>21 BB<br>1-3<br>2-H 1B | | C FF 90<br>B FC 87<br>F SI 91<br>T FF 92<br>1-2 ① K | | B FF 90<br>X FF 90<br>1-0<br>HR | C CU 76<br>F CU 77<br>F FS 78<br>B FS 81<br>B FF 89<br>1 SAFE<br>B FF 90<br>X FS 81<br>3-2 ③ F7 | | | 4 | 1 | 2 | 2 | 0 | 1 | 1 |
| 3 Ryan Flaherty, L (1, 4)<br>OBP: 0.265, SLG: 0.288<br>6 Jonathan Schoop, R (8, PH)<br>OBP: 0.261, SLG: 0.335<br>(9, 4) | | F SI 91<br>B SI 91<br>B FS 86<br>C SI 91<br>F FF 92<br>S SI 92<br>2-3 ② K | | F FF 91<br>S FF 92<br>X FF 92<br>0-2 ② L9 | | C FF 92<br>S CH 84<br>F FF 94<br>B CH 85<br>S CH 84<br>1-3 ① K | | B FF 88<br>C FF 91<br>F FF 91<br>X SL 85<br>1-2 ① P5 | | 3<br>1 | 0<br>0 | 0<br>0 | 0<br>0 | 0<br>0 | 2<br>0 | 2<br>0 |
| Inning Stats | R: 0<br>E: 0<br>K: 0<br>S: 7<br>H: 1<br>LOB: 1<br>BB: 0<br>P: 9 | R: 1<br>E: 0<br>K: 2<br>S: 18<br>H: 3<br>LOB: 3<br>BB: 1<br>P: 31 | R: 0<br>E: 0<br>K: 0<br>S: 10<br>H: 1<br>LOB: 2<br>BB: 1<br>P: 19 | R: 0<br>E: 0<br>K: 2<br>S: 9<br>H: 0<br>LOB: 0<br>BB: 0<br>P: 11 | R: 0<br>E: 0<br>K: 2<br>S: 19<br>H: 1<br>LOB: 3<br>BB: 2<br>P: 36 | R: 1<br>E: 0<br>K: 1<br>S: 12<br>H: 1<br>LOB: 0<br>BB: 1<br>P: 18 | R: 2<br>E: 0<br>K: 0<br>S: 12<br>H: 3<br>LOB: 1<br>BB: 0<br>P: 19 | R: 0<br>E: 0<br>K: 0<br>S: 7<br>H: 0<br>LOB: 0<br>BB: 0<br>P: 9 | | 1B: 6<br>2B: 2<br>3B: 0<br>HR: 2 | SF: 0<br>SAC: 0<br>DP: 0<br>HBP: 0 | | WP: 0<br>PB: 0<br>SB: 0<br>CS: 0 | PA: 39 | |

# BOTTOM

# Tampa Bay Rays @ Baltimore Orioles

Oriole Park at Camden Yards, Baltimore, MD

Fri Jun 27 2014, 7:08 PM - 10:11 PM EDT

Att. 34,895 - Cloudy - 82 F

livebaseballscorecards.com

| | |
|---|---|
| AB | 33 |
| R | 4 |
| H | 10 |
| RBI | 4 |
| BB | 5 |
| SO | 7 |
| LOB | 20 |

| PITCHER | | IP | WLS | BF | H | R | ER | SO | BB | IBB | HBP | BLK | WP | HR | S | P | ERA | WHIP |
|---|---|---|---|---|---|---|---|---|---|---|---|---|---|---|---|---|---|---|
| 23 Jake Odorizzi, R<br>ERA: 4.14 | (1, 1) | 5.0 | | 25 | 6 | 1 | 1 | 6 | 4 | 0 | 0 | 0 | 0 | 0 | 63 | 106 | 1.80 | 2.000 |
| 46 Juan Carlos Oviedo, R<br>ERA: 2.57 | (6, 1) | 1.0 | L | 4 | 1 | 1 | 1 | 1 | 1 | 0 | 0 | 0 | 0 | 1 | 12 | 18 | 9.00 | 2.000 |
| 62 Joel Peralta, R<br>ERA: 4.01 | (7, 1) | 1.0 | | 6 | 3 | 2 | 2 | 0 | 0 | 0 | 0 | 0 | 0 | 1 | 12 | 19 | 18.00 | 3.000 |
| 27 Cesár Ramos, L<br>ERA: 3.74 | (8, 1) | 1.0 | | 3 | 0 | 0 | 0 | 0 | 0 | 0 | 0 | 0 | 0 | 0 | 7 | 9 | 0.00 | 0.000 |

| PITCHER | IP | WLS | BF | H | R | ER | SO | BB | IBB | HBP | BLK | WP | HR | S | P | ERA | WHIP |
|---|---|---|---|---|---|---|---|---|---|---|---|---|---|---|---|---|---|

# Tampa Bay Rays @ Baltimore Orioles

Oriole Park at Camden Yards, Baltimore, MD

Sat Jun 28 2014, 4:08 PM - 7:20 PM EDT

Att. 36,387 - Partly Cloudy - 82 F

livebaseballscorecards.com

## TOP

| Batter | 1 | 2 | 3 | 4 | 5 | 6 | 7 | 8 | 9 | AB | R | H | RBI | BB | SO | LOB |
|---|---|---|---|---|---|---|---|---|---|---|---|---|---|---|---|---|
| 8 Desmond Jennings, R (1, 8) OBP: 0.320, SLG: 0.372 | C SI 92<br>B FF 93<br>B SI 92<br>X SI 92<br>2-1<br>HR | B SI 91<br>B CH 84<br>X FF 92<br>2-0 ③<br>P6 | | B SI 93<br>C<br>C CH 83<br>F FF 91<br>B SL 81<br>B CH 83<br>B FF 90<br>4-2<br>5<br>E<br>BB | | C SI 97<br>B FF 95<br>F SI 96<br>C FF 96<br>1-3 ③ | | | X SI 86<br>0-0 ①<br>B1-3 | 4 | 1 | 1 | 1 | 1 | 1 | 2 |
| 18 Ben Zobrist, S (1, 6) OBP: 0.331, SLG: 0.376 | C SI 92<br>X FF 92<br>0-1 ①<br>F8 | | C CU 71<br>C SI 91<br>F FF 92<br>B CH 85<br>X FF 92<br>1-2<br>5<br>SH2-3<br>1B | 1 SAFE<br>C FF 91<br>S FS 83<br>B FF 93<br>1 SAFE<br>S FS 85<br>1-3 ②<br>K | | | F SI 88<br>C SI 89<br>B SL 79<br>T CH 82<br>1-2 ①<br>K | | C SI 86<br>X SL 80<br>0-1<br>3B | 5 | 0 | 2 | 0 | 0 | 2 | 1 |
| 5 Brandon Guyer, R (1, 7) OBP: 0.314, SLG: 0.381 | B SI 92<br>F FF 91<br>X CU 76<br>1-1 ②<br>F8 | | X SI 90<br>0-0 ①<br>SH2-3<br>1-2 | B FF 93<br>S FF 93<br>F FF 93<br>1 SAFE<br>B FF 95<br>F FF 93<br>F FS 84<br>1 SAFE<br>F FF 94<br>2-2 ③<br>X SL 85<br>G6-3<br>1-2 | | | F SI 90<br>B SI 91<br>S SI 91<br>F SL 82<br>B SI 91<br>F CH 83<br>C SI 92<br>2-3 ②<br>K | | B FF 88<br>S SL 80<br>B FF 88<br>X SL 80<br>2-1 ②<br>G4-3 | 4 | 0 | 0 | 0 | 0 | 1 | 2 |
| 3 Evan Longoria, R (1, 10) OBP: 0.332, SLG: 0.401 | C FF 92<br>B CH 85<br>S CH 85<br>X FF 92<br>1-2 ③<br>P3 | | B CH 82<br>C SI 90<br>B FF 90<br>B SI 90<br>D CH 84<br>4-1<br>BB | | C SL 85<br>S FF 92<br>X FF 93<br>0-2 ①<br>P3 | | F SI 91<br>C CH 83<br>S SI 92<br>0-3 ③<br>K | | C SI 88<br>B SI 87<br>S SL 81<br>B SL 80<br>C FF 89<br>2-3 ③<br>K | 4 | 0 | 0 | 0 | 1 | 2 | 1 |
| 21 James Loney, L (1, 3) OBP: 0.337, SLG: 0.381 | | B FF 92<br>B SL 81<br>B FF 92<br>C FF 92<br>F FF 93<br>X SI 92<br>3-2 ①<br>G4-3 | F SL 81<br>B SI 90<br>F FF 91<br>X SL 81<br>1-2 ②<br>F8 | | C SI 91<br>B FF 92<br>S FS 84<br>B FS 84<br>X FF 92<br>2-2 ②<br>F7 | | | B SI 89<br>C SI 90<br>C SI 90<br>B SL 84<br>F SI 90<br>S SI 90<br>2-3 ①<br>K | | 4 | 0 | 0 | 0 | 0 | 1 | 2 |
| 1 Sean Rodríguez, R (1, 5) OBP: 0.252, SLG: 0.453 | | S CH 84<br>B CH 86<br>F FF 93<br>F CH 85<br>F SI 94<br>X SL 82<br>1-2<br>11<br>HR<br>1B | C CH 83<br>F SI 91<br>F CH 83<br>S CH 83<br>0-3 ③<br>K | | B FS 83<br>F FS 83<br>B FF 94<br>C FF 93<br>X FF 94<br>2-2 ③<br>F8 | | | X SI 91<br>0-0 ②<br>F9 | | 4 | 1 | 1 | 0 | 0 | 1 | 2 |
| 11 Logan Forsythe, R (1, 4) OBP: 0.276, SLG: 0.306 | | B FF 91<br>C FF 90<br>B SI 90<br>X CH 83<br>2-1<br>1-H<br>HR | B FF 91<br>C SI 90<br>X SI 90<br>1-1<br>39<br>HR<br>1B | | | B SI 95<br>B SI 94<br>S SI 96<br>B FF 97<br>X FF 96<br>3-1<br>39<br>G3<br>24<br>G6-3<br>1B | | C SI 90<br>B CH 84<br>C SI 91<br>B SL 84<br>B SI 91<br>B SI 91<br>4-2<br>24<br>2B<br>BB | | 3 | 2 | 3 | 2 | 1 | 0 | 0 |
| 24 Ryan Hanigan, R (1, 2) OBP: 0.317, SLG: 0.363 | | C FF 92<br>B FF 91<br>B SI 90<br>B SI 91<br>X FF 91<br>3-1 ②<br>F8 | C CU 71<br>F FF 92<br>F CH 83<br>C SI 90<br>0-3 ①<br>K | | | F SI 95<br>F CU 84<br>X FF 96<br>0-2 ①<br>G6-3<br>1-2 | | F SI 91<br>F SI 89<br>B SL 83<br>F SL 83<br>X SI 91<br>1-2<br>1-3<br>2B | | 4 | 0 | 1 | 0 | 0 | 1 | 2 |
| 39 Kevin Kiermaier, L (1, 9) OBP: 0.348, SLG: 0.563 | | B SI 92<br>B FF 91<br>C SI 91<br>T FF 90<br>B FF 92<br>F FF 91<br>X FF 92<br>3-2<br>1B | S SL 82<br>C FF 90<br>F SI 90<br>B SL 80<br>X SL 80<br>1-2<br>1-H<br>HR | | | C FF 96<br>C FF 95<br>D SI 96<br>X CU 83<br>1-2 ②<br>G3<br>2-3 | | C SI 90<br>M SI 90<br>S SI 90<br>0-3 ③<br>K | | 4 | 1 | 2 | 2 | 0 | 1 | 3 |
| Inning Stats | R: 1<br>E: 0<br>K: 0<br>S: 9<br>H: 1<br>LOB: 0<br>BB: 0<br>P: 13 | R: 2<br>E: 0<br>K: 0<br>S: 17<br>H: 3<br>LOB: 1<br>BB: 0<br>P: 31 | R: 0<br>E: 0<br>K: 1<br>S: 13<br>H: 1<br>LOB: 2<br>BB: 1<br>P: 19 | R: 2<br>E: 1<br>K: 2<br>S: 22<br>H: 2<br>LOB: 1<br>BB: 1<br>P: 31 | R: 0<br>E: 0<br>K: 0<br>S: 9<br>H: 0<br>LOB: 0<br>BB: 0<br>P: 13 | R: 0<br>E: 0<br>K: 1<br>S: 11<br>H: 1<br>LOB: 1<br>BB: 0<br>P: 16 | R: 0<br>E: 0<br>K: 3<br>S: 11<br>H: 0<br>LOB: 0<br>BB: 0<br>P: 14 | R: 0<br>E: 0<br>K: 2<br>S: 14<br>H: 1<br>LOB: 2<br>BB: 1<br>P: 21 | R: 0<br>E: 0<br>K: 1<br>S: 8<br>H: 1<br>LOB: 1<br>BB: 0<br>P: 12 | 1B: 5<br>2B: 1<br>3B: 1<br>HR: 3<br>SF: 0<br>SAC: 1<br>DP: 0<br>HBP: 0 | | | | | | |

| | AB | 36 |
|---|---|---|
| | R | 5 |
| | H | 10 |
| | RBI | 5 |
| | BB | 3 |
| | SO | 10 |
| | LOB | 15 |

WP: 0 PB: 0 SB: 0 CS: 0 PA: 40

| PITCHER | | IP | WLS | BF | H | R | ER | SO | BB | IBB | HBP | BLK | WP | HR | S | P | ERA | WHIP |
|---|---|---|---|---|---|---|---|---|---|---|---|---|---|---|---|---|---|---|
| 16 Wei-Yin Chen, L<br>ERA: 4.19 | (1, 1) | 3.1 | L | 19 | 7 | 5 | 5 | 2 | 2 | 0 | 0 | 0 | 0 | 3 | 52 | 82 | 13.50 | 2.700 |
| 35 Brad Brach, R<br>ERA: 4.01 | (4, 1) | 1.2 | | 5 | 0 | 0 | 0 | 1 | 0 | 0 | 0 | 0 | 0 | 0 | 18 | 25 | 0.00 | 0.000 |
| 29 Tommy Hunter, R<br>ERA: 4.97 | (6, 1) | 1.0 | | 4 | 1 | 0 | 0 | 1 | 0 | 0 | 0 | 0 | 0 | 0 | 11 | 16 | 0.00 | 1.000 |
| 58 Ryan Webb, R<br>ERA: 2.48 | (7, 1) | 1.0 | | 3 | 0 | 0 | 0 | 3 | 0 | 0 | 0 | 0 | 0 | 0 | 11 | 14 | 0.00 | 0.000 |
| 66 T.J. McFarland, L<br>ERA: 2.7 | (8, 1) | 1.0 | | 5 | 1 | 0 | 0 | 2 | 1 | 0 | 0 | 0 | 0 | 0 | 14 | 21 | 0.00 | 2.000 |

| PITCHER | | IP | WLS | BF | H | R | ER | SO | BB | IBB | HBP | BLK | WP | HR | S | P | ERA | WHIP |
|---|---|---|---|---|---|---|---|---|---|---|---|---|---|---|---|---|---|---|
| 56 Darren O'Day, R<br>ERA: 1.36 | (9, 1) | 1.0 | | 4 | 1 | 0 | 0 | 1 | 0 | 0 | 0 | 0 | 0 | 0 | 8 | 12 | 0.00 | 1.000 |

| Batter | 1 | 2 | 3 | 4 | 5 | 6 | 7 | 8 | 9 | AB | R | H | RBI | BB | SO | LOB |
|---|---|---|---|---|---|---|---|---|---|---|---|---|---|---|---|---|
| 21 Nick Markakis, L (1, 9)<br>OBP: 0.357, SLG: 0.406 | B FS 79<br>X FS 79<br>1-0<br>G3 | | C FS 81<br>B FS 79<br>B FS 83<br>X FS 79<br>2-1 ③<br>F9 | | | B CU 67<br>C FS 79<br>C CU 66<br>F FF 88<br>X FS 80<br>1-2<br>HR | | C FF 92<br>B FF 92<br>F FF 93<br>X SL 86<br>1-2<br>10<br>1B<br>1-2<br>1B | | 4 | 1 | 2 | 1 | 0 | 0 | 0 |
| 28 Steve Pearce, R (1, 7)<br>OBP: 0.384, SLG: 0.555 | X FS 77<br>0-0<br>10<br>G1-3<br>2B | | | B FS 76<br>F FS 77<br>S CU 67<br>B SI 84<br>F CU 67<br>X CU 67<br>2-2 ①<br>F9 | | X FS 77<br>0-0 ③<br>F7 | | S SL 86<br>B SL 86<br>F SL 85<br>D SL 85<br>B FF 94<br>X FF 94<br>3-2 ②<br>F4 | | 4 | 0 | 1 | 0 | 0 | 0 | 2 |
| 10 Adam Jones, R (1, 8)<br>OBP: 0.324, SLG: 0.491 | C CU 68<br>B FS 81<br>C CU 71<br>F CU 68<br>B SI 85<br>D CU 69<br>X CU 70<br>3-2 ②<br>G1-3<br>2-3 | | | X FS 77<br>0-0 ②<br>F8 | | | C CU 68<br>B CU 67<br>F FF 84<br>F SI 87<br>S CU 67<br>1-3 ①<br>K | S FF 97<br>X FF 98<br>0-1<br>1-3<br>2-H<br>1B | | 4 | 0 | 1 | 1 | 0 | 1 | 1 |
| 23 Nelson Cruz, R (1, 10)<br>OBP: 0.350, SLG: 0.579 | S CU 69<br>B SI 84<br>S CU 69<br>C FF 85<br>1-3 ③<br>K | | | C FS 78<br>F FF 86<br>X CU 68<br>0-2 ③<br>F8 | | | B FS 76<br>F FS 76<br>C CU 66<br>X CU 66<br>1-2 ②<br>G6-3 | C FF 96<br>B FF 98<br>X FF 95<br>1-1 ③<br>F8 | | 4 | 0 | 0 | 0 | 0 | 1 | 3 |
| 19 Chris Davis, L (1, 3) | | C FS 78<br>B FS 78<br>B FS 79<br>C FS 80<br>B SI 88<br>C FS 78<br>3-3 ①<br>K | | | S FS 78<br>X FS 81<br>0-1 ①<br>G4-3 | | B SI 87<br>S CU 67<br>C FS 78<br>B FS 82<br>X FS 78<br>2-2 ③<br>F7 | | T FF 96<br>B FF 97<br>S FF 96<br>B FF 99<br>B SI 97<br>S FF 98<br>3-3 ①<br>K | 4 | 0 | 0 | 0 | 0 | 2 | 0 |
| 2 J.J. Hardy, R (1, 6)<br>OBP: 0.315, SLG: 0.362 | | C FS 79<br>X SI 86<br>0-1<br>13<br>G6-4-3<br>1B | | | B CU 66<br>C FS 75<br>C CU 67<br>F CU 69<br>X SI 87<br>1-2 ②<br>F8 | | | C FS 75<br>C CU 66<br>X CU 67<br>0-2<br>13<br>HR<br>1B | C FF 95<br>F FF 97<br>X FF 100<br>0-2 ②<br>G3 | 4 | 1 | 2 | 0 | 0 | 0 | 0 |
| 13 Manny Machado, R (1, 5)<br>OBP: 0.292, SLG: 0.359 | | X SI 86<br>0-0 ②<br>③<br>G6-4-3<br>1-2f | | | C FS 80<br>F SI 85<br>S FF 86<br>0-3 ③<br>K | | | D CU 67<br>X FF 86<br>1-0<br>1-H<br>HR | B FF 96<br>S FF 97<br>F FF 99<br>F SI 98<br>B FF 98<br>F FF 98<br>S CU 77<br>2-3 ③<br>K | 4 | 1 | 1 | 2 | 0 | 2 | 1 |
| 6 Jonathan Schoop, R (1, 4)<br>OBP: 0.258, SLG: 0.330 | | | C FS 77<br>S CU 68<br>F SI 86<br>X CU 67<br>0-2 ①<br>G5-3 | | | C CU 66<br>F FS 83<br>S SI 86<br>0-3 ①<br>K | | F FF 93<br>X SL 86<br>0-1 ①<br>F8 | | 3 | 0 | 0 | 0 | 0 | 1 | 0 |
| 36 Caleb Joseph, R (1, 2)<br>OBP: 0.250, SLG: 0.284<br>27 Delmon Young, R (8, PH)<br>OBP: 0.352, SLG: 0.462<br>40 Nick Hundley, R (9, 2)<br>OBP: 0.266, SLG: 0.346 | | | C FS 83<br>C FS 81<br>F FS 83<br>F CU 69<br>C SI 88<br>0-3 ②<br>K | | | C FS 77<br>S CU 67<br>S CU 67<br>0-3 ②<br>K | | C FF 93<br>B SL 86<br>B FF 92<br>F FF 93<br>F FF 92<br>B SL 86<br>X FF 93<br>3-2<br>21<br>1B<br>10<br>1B<br>1B | | 2<br>1<br>0 | 0<br>1<br>0 | 0<br>1<br>0 | 0<br>0<br>0 | 0<br>0<br>0 | 2<br>0<br>0 | 0<br>0<br>0 |
| Inning Stats | R: 0<br>E: 0<br>K: 1<br>S: 9<br>H: 1<br>LOB: 1<br>BB: 0<br>P: 14 | R: 0<br>E: 0<br>K: 1<br>S: 6<br>H: 1<br>LOB: 0<br>BB: 0<br>P: 9 | R: 0<br>E: 0<br>K: 1<br>S: 11<br>H: 0<br>LOB: 0<br>BB: 0<br>P: 13 | R: 0<br>E: 0<br>K: 0<br>S: 8<br>H: 0<br>LOB: 0<br>BB: 0<br>P: 10 | R: 0<br>E: 0<br>K: 1<br>S: 9<br>H: 0<br>LOB: 0<br>BB: 0<br>P: 10 | R: 1<br>E: 0<br>K: 2<br>S: 11<br>H: 1<br>LOB: 0<br>BB: 0<br>P: 12 | R: 0<br>E: 0<br>K: 1<br>S: 10<br>H: 0<br>LOB: 0<br>BB: 0<br>P: 14 | R: 3<br>E: 0<br>K: 0<br>S: 20<br>H: 5<br>LOB: 2<br>BB: 0<br>P: 29 | R: 0<br>E: 0<br>K: 2<br>S: 11<br>H: 0<br>LOB: 0<br>BB: 0<br>P: 16 | 1B: 5<br>2B: 1<br>3B: 0<br>HR: 2<br>SF: 0<br>SAC: 0<br>DP: 1<br>HBP: 0 | | | | | | WP: 0<br>PB: 0<br>SB: 0<br>CS: 0<br>PA: 34 | |

| PITCHER | | IP | WLS | BF | H | R | ER | SO | BB | IBB | HBP | BLK | WP | HR | S | P | ERA | WHIP |
|---|---|---|---|---|---|---|---|---|---|---|---|---|---|---|---|---|---|---|
| 40 Erik Bedard, L<br>ERA: 4.21 | (1, 1) | 7.0 | W | 25 | 5 | 3 | 3 | 7 | 0 | 0 | 0 | 0 | 0 | 2 | 68 | 87 | 3.86 | 0.714 |
| 50 Grant Balfour, R<br>ERA: 5.52 | (8, 1) | 0.2 | H | 4 | 2 | 0 | 0 | 0 | 0 | 0 | 0 | 0 | 0 | 0 | 12 | 19 | 0.00 | 3.000 |
| 57 Jake McGee, L<br>ERA: 1.27 | (8, 1) | 1.1 | S | 5 | 1 | 1 | 1 | 2 | 0 | 0 | 0 | 0 | 0 | 0 | 15 | 21 | 6.75 | 0.750 |

| PITCHER | IP | WLS | BF | H | R | ER | SO | BB | IBB | HBP | BLK | WP | HR | S | P | ERA | WHIP |
|---|---|---|---|---|---|---|---|---|---|---|---|---|---|---|---|---|---|

# BOTTOM

## Tampa Bay Rays @ Baltimore Orioles

Oriole Park at Camden Yards, Baltimore, MD

Sat Jun 28 2014, 4:08 PM - 7:20 PM EDT

Att. 36,387 - Partly Cloudy - 82 F

livebaseballscorecards.com

| | |
|---|---|
| AB | 34 |
| R | 4 |
| H | 8 |
| RBI | 4 |
| BB | 0 |
| SO | 9 |
| LOB | 7 |

# Tampa Bay Rays @ Baltimore Orioles

Oriole Park at Camden Yards, Baltimore, MD

Sun Jun 29 2014, 1:42 PM - 5:32 PM EDT

Att. 32,665 - Sunny - 82 F

TOP

livebaseballscorecards.com

| Batter | 1 | 2 | 3 | 4 | 5 | 6 | 7 | 8 | 9 | AB | R | H | RBI | BB | SO | LOB |
|---|---|---|---|---|---|---|---|---|---|---|---|---|---|---|---|---|
| 8 Desmond Jennings, R (1, 8)<br>OBP: 0.324, SLG: 0.375<br>35 Cole Figueroa, L (9, PH)<br>OBP: 0.231, SLG: 0.308 (9, 4) | B FF 92<br>S FF 92<br>B SL 86<br>B SL 87<br>F FF 92<br>D FF 92<br>4-2<br>18<br>2B<br>BB | 1 SAFE<br>B FF 93<br>B CU 77<br>S SL 85<br>F CU 78<br>S SL 85<br>2-3 ③<br>K | | | B CU 79<br>B CU 77<br>C FF 92<br>B FF 92<br>B FF 92<br>4-1<br>18<br>HR<br>BB | X FC 91<br>0-0 ②<br>G5-3 | B SI 89<br>C FF 90<br>B SL 83<br>S FF 90<br>X FF 90<br>2-2<br>18<br>F9<br>20<br>HR<br>2B | | X SI 95<br>0-0 ①<br>F9 | 3<br>1 | 2<br>0 | 1<br>0 | 0<br>0 | 2<br>0 | 1<br>0 | 2<br>0 |
| 18 Ben Zobrist, S (1, 6)<br>OBP: 0.334, SLG: 0.398 | B SI 90<br>X SI 90<br>1-0 ①<br>1-H<br>2B | | C CU 77<br>X CH 85<br>0-1 ①<br>G4-3 | | F FF 91<br>1 SAFE<br>F CU 77<br>D CH 86<br>1 SAFE<br>F CH 87<br>B SI 92<br>F CU 78<br>X FF 92<br>2-2 ①<br>1-2<br>HR | F FF 92<br>B FC 92<br>X CH 82<br>1-1<br>20<br>1B<br>2B | B SL 83<br>C SL 84<br>X SI 91<br>1-1 ①<br>F9<br>2-3 | | X SI 95<br>0-0 ②<br>G1-3 | 6 | 2 | 3 | 2 | 0 | 0 | 1 |
| 20 Matt Joyce, L (1, 7)<br>OBP: 0.360, SLG: 0.425 (9, 9) | C FF 92<br>X FF 93<br>0-1<br>2B | | B CH 86<br>B SI 92<br>X CH 84<br>2-0<br>HR | | B CU 77<br>C SI 92<br>F SI 90<br>B CU 80<br>X CU 78<br>2-2<br>5<br>BB<br>3<br>1B<br>1B | X FF 91<br>0-0<br>2-H<br>21<br>2B<br>1B | X SL 86<br>0-0<br>3-H<br>HR | | X SI 96<br>0-0 ③<br>G6-3 | 6 | 3 | 5 | 4 | 0 | 0 | 0 |
| 3 Evan Longoria, R (1, 5)<br>OBP: 0.333, SLG: 0.399 | S SL 85<br>F SI 91<br>B CU 80<br>B CU 78<br>F FF 92<br>T FF 92<br>2-2 ②<br>K | | B FF 93<br>X SL 86<br>1-0 ②<br>L8 | | F SI 92<br>X CU 78<br>0-1<br>5<br>BB<br>1-2<br>1B | I IN 61<br>I IN 55<br>I IN 55<br>4-0<br>21<br>2B<br>IBB | C SI 90<br>C CH 83<br>X CU 76<br>0-2 ②<br>F9 | | | 4 | 1 | 1 | 0 | 1 | 1 | 1 |
| 21 James Loney, L (1, 3)<br>OBP: 0.335, SLG: 0.381 | F FF 92<br>C CU 78<br>D CH 84<br>F FF 93<br>X CU 78<br>1-2 ③<br>F7 | | B FF 93<br>F FF 92<br>C FF 92<br>F CU 79<br>B CU 78<br>X FF 91<br>2-2 ③<br>P3 | | F FF 92<br>X CU 77<br>0-1 ②<br>F7 | C SL 84<br>B SL 83<br>C SI 90<br>D SI 91<br>F SL 84<br>X SL 85<br>2-2<br>1-H<br>2-H<br>5<br>2B<br>2B | F FF 91<br>C SI 91<br>F FF 91<br>S CU 75<br>0-3 ③<br>K | | | 5 | 1 | 1 | 2 | 0 | 1 | 3 |
| 5 Brandon Guyer, R (1, 10)<br>OBP: 0.318, SLG: 0.386 | | S SL 86<br>B FF 92<br>S CU 79<br>B CU 79<br>F SL 86<br>B FF 94<br>X FF 93<br>3-2 ①<br>P3 | | X FF 91<br>0-0 ①<br>F8 | B SL 82<br>F SL 81<br>B CU 77<br>B CU 76<br>B FF 92<br>4-1<br>1-2<br>2-3<br>BB | B CH 83<br>B SI 91<br>X FF 90<br>2-0<br>2-H<br>11<br>HR<br>2B | | F CH 81<br>F FF 89<br>S CH 82<br>0-3 ①<br>K | | 4 | 1 | 1 | 1 | 1 | 0 |
| 11 Logan Forsythe, R (1, 4)<br>OBP: 0.286, SLG: 0.331 (9, 7) | | C FF 93<br>B SI 93<br>B FF 94<br>B SL 86<br>B FF 93<br>4-1<br>39<br>1B<br>BB | | C FF 92<br>B CU 79<br>B CU 79<br>X FF 92<br>2-1<br>28<br>G4-3<br>28<br>BLK<br>1B | C FC 90<br>B FF 92<br>F FF 91<br>D CU 82<br>F FC 92<br>T FC 91<br>2-2 ③<br>K | X FF 90<br>0-0<br>2-H<br>HR | | C SI 89<br>F CH 83<br>X CU 76<br>0-2 ②<br>G5-3 | | 4 | 1 | 2 | 2 | 1 | 1 | 3 |
| 28 José Molina, R (1, 2)<br>OBP: 0.215, SLG: 0.187 | | X FF 92<br>0-0 ②<br>L9 | | X SL 86<br>0-0 ②<br>G4-3<br>1-3 | | B FC 92 1-2 ①<br>F FF 91<br>B CU 81<br>X FF 93<br>G4-3<br>B CH 84 3-2<br>3 FF 90<br>C SI 91<br>B FF 91<br>R CU 76<br>X FF 91<br>1B | | B FF 89<br>X CH 83<br>1-0<br>1B | | 5 | 0 | 2 | 0 | 0 | 0 | 2 |
| 39 Kevin Kiermaier, L (1, 9)<br>OBP: 0.350, SLG: 0.583 (9, 8) | | 1 SAFE<br>S CH 84<br>F FF 92<br>X CH 84<br>0-2<br>1-3<br>1B | | X FF 91<br>0-0 ③<br>B3 | | B FC 92 2-2<br>F FF 91<br>B CH 84<br>3 FF 91<br>F FF 91<br>X CU 82<br>HR<br>D FF 91 2-0 ③<br>S SL 84<br>X FF 91<br>L9 | | C CU 81<br>F CU 76<br>F FF 90<br>X CU 76<br>0-2 ③<br>G3 | | 5 | 1 | 2 | 1 | 0 | 0 | 3 |

| | AB | 43 |
|---|---|---|
| | R | 12 |
| | H | 18 |
| | RBI | 12 |
| | BB | 5 |
| | SO | 5 |
| | LOB | 15 |

| Inning Stats | 1 | 2 | 3 | 4 | 5 | 6 | 7 | 8 | 9 | | |
|---|---|---|---|---|---|---|---|---|---|---|---|
| | R: 1<br>E: 0<br>K: 1<br>S: 13 | H: 2<br>LOB: 1<br>BB: 1<br>P: 21 | R: 0<br>E: 0<br>K: 1<br>S: 12 | H: 1<br>LOB: 2<br>BB: 1<br>P: 21 | R: 1<br>E: 0<br>K: 0<br>S: 8 | H: 1<br>LOB: 0<br>BB: 0<br>P: 13 | R: 0<br>E: 0<br>K: 0<br>S: 5 | H: 1<br>LOB: 1<br>BB: 0<br>P: 7 | R: 1<br>E: 0<br>K: 1<br>S: 18 | H: 3<br>LOB: 3<br>BB: 2<br>P: 32 | R: 7<br>E: 0<br>K: 0<br>S: 20 | H: 7<br>LOB: 1<br>BB: 1<br>P: 37 | R: 2<br>E: 0<br>K: 1<br>S: 13 | H: 2<br>LOB: 0<br>BB: 0<br>P: 16 | R: 0<br>E: 0<br>K: 1<br>S: 11 | H: 1<br>LOB: 1<br>BB: 0<br>P: 12 | R: 0<br>E: 0<br>K: 0<br>S: 3 | H: 0<br>LOB: 0<br>BB: 0<br>P: 3 |

| | 1B: 7 | SF: 0 | WP: 0 | PA: 48 |
|---|---|---|---|---|
| | 2B: 6 | SAC: 0 | PB: 0 | |
| | 3B: 0 | DP: 0 | SB: 0 | |
| | HR: 5 | HBP: 0 | CS: 0 | |

| PITCHER | | IP | WLS | BF | H | R | ER | SO | BB | IBB | HBP | BLK | WP | HR | S | P | ERA | WHIP |
|---|---|---|---|---|---|---|---|---|---|---|---|---|---|---|---|---|---|---|
| 50 Miguel González, R<br>ERA: 4.56 | (1, 1) | 4.2 | | 24 | 8 | 3 | 3 | 2 | 4 | 0 | 0 | 1 | 0 | 2 | 52 | 88 | 5.79 | 2.571 |
| 47 Evan Meek, R<br>ERA: 7.47 | (5, 1) | 1.0 | L | 7 | 3 | 4 | 4 | 1 | 0 | 1 | 0 | 0 | 0 | 1 | 14 | 24 | 36.00 | 3.000 |
| 17 Brian Matusz, L<br>ERA: 5.16 | (6, 1) | 2.1 | | 14 | 7 | 5 | 5 | 2 | 0 | 0 | 0 | 0 | 0 | 2 | 34 | 47 | 19.29 | 3.000 |
| 29 Tommy Hunter, R<br>ERA: 4.78 | (9, 1) | 1.0 | | 3 | 0 | 0 | 0 | 0 | 0 | 0 | 0 | 0 | 0 | 0 | 3 | 3 | 0.00 | 0.000 |

| PITCHER | IP | WLS | BF | H | R | ER | SO | BB | IBB | HBP | BLK | WP | HR | S | P | ERA | WHIP |
|---|---|---|---|---|---|---|---|---|---|---|---|---|---|---|---|---|---|

# BOTTOM

## Tampa Bay Rays @ Baltimore Orioles

Oriole Park at Camden Yards, Baltimore, MD

Sun Jun 29 2014, 1:42 PM - 5:32 PM EDT

Att. 32,665 - Sunny - 82 F

livebaseballscorecards.com

| Batter | 1 | 2 | 3 | 4 | 5 | 6 | 7 | 8 | 9 | AB | R | H | RBI | BB | SO | LOB |
|---|---|---|---|---|---|---|---|---|---|---|---|---|---|---|---|---|
| 21 Nick Markakis, L (1, 9)<br>OBP: 0.358, SLG: 0.410 | B FF 90<br>C FF 90<br>B FF 91<br>X CH 87<br>2-1 G4-3 ① | | C KC 81<br>B SI 91<br>1 SAFE<br>F FF 92<br>F KC 81<br>X CH 86<br>1-2 28 1B 1-H 2B ② | | B FF 91<br>C SI 90<br>B CH 86<br>F CH 86<br>F SI 92<br>F KC 80<br>X CH 87<br>2-2 10 G4-3 28 S 23 PB 1B | | C FF 92<br>B SL 85<br>F SL 83<br>F FF 92<br>F FF 93<br>F FF 92<br>F SL 82<br>F FF 94<br>1-3 S SL 82 K ② | | B FF 91<br>F SL 82<br>X SL 83<br>1-1 1-H 2-H HR | 4 | 2 | 2 | 0 | 0 | 1 | 1 |
| 3 Ryan Flaherty, L (8, 6)<br>OBP: 0.270, SLG: 0.317 | | | | | | | | | | 1 | 1 | 1 | 3 | 0 | 0 | 0 |
| 28 Steve Pearce, R (1, 7)<br>OBP: 0.385, SLG: 0.556 | C KC 82<br>B CH 86<br>F KC 82<br>F CH 86<br>X FF 91<br>1-2 P4 ② | | B FF 90<br>S CH 87<br>B KC 82<br>X CH 86<br>2-1 10 1B 3-H 1B | | D KC 81<br>B FF 92<br>C CH 86<br>F FF 92<br>F CH 87<br>D KC 81<br>1 SAFE<br>S CH 87<br>3-3 K ①<br>1-2 | | C SL 83<br>B SL 81<br>C SL 84<br>C FF 92<br>1-3 K ③ | | B FF 91<br>B FF 90<br>X FF 91<br>2-0 2B | 5 | 0 | 2 | 1 | 0 | 2 | 2 |
| 10 Adam Jones, R (1, 8)<br>OBP: 0.324, SLG: 0.490 | C FF 92<br>C KC 81<br>F KC 81<br>B CH 87<br>S CH 86<br>1-3 K ③ | | B CH 89<br>1 SAFE<br>F CH 88<br>B SI 92<br>F KC 80<br>X SI 91<br>2-2 23 FC6-4 1-3 1B | | F CH 86<br>F SI 91<br>X CH 87<br>0-2 G4-3 ②<br>2-3 | | | X FF 91<br>0-0 23 G1-3 1B | B SL 83<br>F CH 85<br>F CH 84<br>B FF 90<br>X SL 83<br>2-2 G5-3 ② | 3 | 0 | 1 | 0 | 0 | 1 | 1 |
| 27 Delmon Young, R (8, 9)<br>OBP: 0.355, SLG: 0.462 | | | | | | | | | | 2 | 0 | 1 | 0 | 0 | 0 | 1 |
| | | | | | | | | | | 1 | 0 | 1 | 0 | 0 | 1 | 1 |
| 23 Nelson Cruz, R (1, 10)<br>OBP: 0.351, SLG: 0.575 | | B SI 91<br>B KC 81<br>C KC 81<br>X FF 92<br>2-1 19 SH1-3 1B | X KC 81<br>0-0 FC6-4 ③<br>1-2f | | C KC 82<br>F FF 93<br>B SI 92<br>B CH 86<br>X CH 86<br>2-2 G6-3 ③<br>3-H | | | C SL 84<br>B FF 92<br>B FF 92<br>X SL 85<br>2-1 G1-3 ①<br>1-2 | F CU 69<br>B FF 90<br>F CH 85<br>F SL 84<br>B FF 90<br>F SL 82<br>B CH 85<br>B FF 91<br>4-2 BB | 4 | 0 | 1 | 0 | 1 | 0 | 3 |
| 19 Chris Davis, L (1, 3)<br>OBP: 0.333, SLG: 0.415 | | L SI 92<br>X SI 90<br>0-1 SH1-3 ①<br>1-2 | B KC 81<br>F FF 92<br>B SI 92<br>T SI 92<br>B FF 92<br>X CH 88<br>3-2 P5 ① | | C CH 80<br>X CH 80<br>0-1 G6-3 ① | | | F SL 82<br>C FF 90<br>B FF 91<br>D SL 84<br>D SL 83<br>C FF 90<br>3-3 K ② | B FF 91<br>B FS 82<br>F FF 90<br>C FF 90<br>B FS 82<br>F FF 90<br>S FF 90<br>3-3 K ③ | 3 | 0 | 0 | 0 | 0 | 1 | 1 |
| 36 Caleb Joseph, R (9, 3)<br>OBP: 0.247, SLG: 0.280 | | | | | | | | | | 1 | 0 | 0 | 0 | 0 | 1 | 2 |
| 2 J.J. Hardy, R (1, 6)<br>OBP: 0.315, SLG: 0.362 | | C FF 91<br>X SI 91<br>0-1 G5-3 ② | B FF 92<br>C FF 92<br>F CH 87<br>B FF 93<br>X CH 87<br>2-2 13 HR 1B | | C FF 93<br>C FF 94<br>B FF 95<br>B CH 81<br>X CH 80<br>2-2 G5-3 ② | | | C SL 84<br>F FF 91<br>F SL 84<br>B FF 91<br>X SL 84<br>2-2 L4 ③ | | 3 | 1 | 1 | 0 | 0 | 0 | 1 |
| 9 David Lough, L (8, 8)<br>OBP: 0.268, SLG: 0.287 | | | | | | | | | | 1 | 0 | 0 | 0 | 0 | 0 | 1 |
| 13 Manny Machado, R (1, 5)<br>OBP: 0.291, SLG: 0.371 | | S CH 86<br>X FF 92<br>0-1 G4-3 ③ | B SI 92<br>X FF 91<br>1-0 1-H HR | | C FF 94<br>B FF 94<br>B CH 82<br>C CH 81<br>B FF 95<br>C FF 94<br>3-3 K ③ | | | | C FF 88<br>C FF 90<br>B SL 84<br>F FF 90<br>F SL 83<br>S CU 71<br>1-3 K ① | 4 | 1 | 1 | 2 | 0 | 2 | 1 |
| 6 Jonathan Schoop, R (1, 4)<br>OBP: 0.262, SLG: 0.333 | | | C KC 81<br>S CH 86<br>F CH 86<br>S CH 86<br>0-3 K ①<br>X KC 81<br>0-0 L8 ② | | | | C FF 92<br>X SL 84<br>0-1 1B | | B FF 90<br>X CH 85<br>1-0 40 BB 3 HR 1B | 4 | 1 | 2 | 0 | 0 | 1 | 0 |
| 40 Nick Hundley, R (1, 2)<br>OBP: 0.274, SLG: 0.346 | | | X FF 92<br>0-0 21 2B 1B<br>C KC 81<br>X CH 87<br>0-1 G5-3 ③ | | | | D FF 92<br>F FF 92<br>S FF 92<br>S SL 83<br>1-3 K ① | | B FF 90<br>D FF 91<br>F FF 90<br>F FF 91<br>B FF 90<br>D SL 83<br>4-2 1-2 3 HR BB | 3 | 1 | 1 | 0 | 1 | 1 | 1 |

| | AB | R | H | RBI | BB | SO | LOB |
|---|---|---|---|---|---|---|---|
| **AB** | 38 | | | | | | |
| **R** | 7 | | | | | | |
| **H** | 13 | | | | | | |
| **RBI** | 6 | | | | | | |
| **BB** | 2 | | | | | | |
| **SO** | 10 | | | | | | |
| **LOB** | 15 | | | | | | |

| Inning Stats | 1 | 2 | 3 | 4 | 5 | 6 | 7 | 8 | 9 | 1B | SF | WP | PA |
|---|---|---|---|---|---|---|---|---|---|---|---|---|---|
| R | 0 | 0 | 1 | 2 | 1 | 0 | 0 | 0 | 3 | 9 | 0 | 0 | 41 |
| E | 0 | 0 | 0 | 0 | 0 | 0 | 0 | 0 | 0 | 2 | 1 | 1 | |
| K | 1 | 1 | 1 | 0 | 1 | 1 | 3 | 1 | 2 | 2 | 0 | 0 | |
| S | 10 | 8 | 15 | 10 | 15 | 8 | 17 | 10 | 22 | 3B | SAC | PB | |
| LOB | 0 | 1 | 2 | 0 | 0 | 0 | 1 | 1 | 2 | 0 | 1 | 1 | |
| BB | 0 | 0 | 4 | 2 | 1 | 0 | 1 | 0 | 3 | HR | DP | CS | |
| P | 14 | 10 | 20 | 16 | 22 | 13 | 20 | 17 | 40 | 2 | 0 | 0 | |
| H | 0 | 1 | 4 | 2 | 1 | 0 | 1 | 1 | 3 | | HBP | | |
| | | | | | | | | | | | 0 | | |

| PITCHER | | IP | WLS | BF | H | R | ER | SO | BB | IBB | HBP | BLK | WP | HR | S | P | ERA | WHIP |
|---|---|---|---|---|---|---|---|---|---|---|---|---|---|---|---|---|---|---|
| 53 Alex Cobb, R<br>ERA: 4.2 | (1, 1) | 5.0 | W | 22 | 8 | 4 | 3 | 3 | 0 | 0 | 0 | 0 | 0 | 1 | 58 | 82 | 5.40 | 1.600 |
| 26 Brad Boxberger, R<br>ERA: 3.18 | (6, 1) | 1.0 | | 3 | 0 | 0 | 0 | 1 | 0 | 0 | 0 | 0 | 0 | 0 | 8 | 13 | 0.00 | 0.000 |
| 49 Kirby Yates, R<br>ERA: 2.79 | (7, 1) | 1.1 | | 6 | 2 | 0 | 0 | 3 | 0 | 0 | 0 | 0 | 0 | 0 | 20 | 25 | 0.00 | 1.500 |
| 27 Cesár Ramos, L<br>ERA: 4.13 | (8, 1) | 1.1 | | 9 | 3 | 3 | 3 | 2 | 2 | 0 | 0 | 0 | 0 | 1 | 25 | 45 | 20.25 | 3.750 |
| 62 Joel Peralta, R<br>ERA: 3.97 | (9, 1) | 0.1 | | 1 | 0 | 0 | 0 | 1 | 0 | 0 | 0 | 0 | 0 | 0 | 4 | 7 | 0.00 | 0.000 |

| PITCHER | IP | WLS | BF | H | R | ER | SO | BB | IBB | HBP | BLK | WP | HR | S | P | ERA | WHIP |
|---|---|---|---|---|---|---|---|---|---|---|---|---|---|---|---|---|---|

| Batter | 1 | 2 | 3 | 4 | 5 | 6 | 7 | 8 | 9 | 10 | 11 | 12 | AB | R | H | RBI | BB | SO | LOB |
|---|---|---|---|---|---|---|---|---|---|---|---|---|---|---|---|---|---|---|---|
| 8 Desmond Jennings, R (1, 8) OBP: 0.330, SLG: 0.372 | F FF 88<br>B FF 89<br>B FF 90<br>X FF 90<br>2-1 ① G6-3 | | B SL 86<br>B SL 86<br>F FF 90<br>X FF 90<br>2-1 ① F8 | | B CH 81<br>B SL 86<br>B FC 90<br>C FF 90<br>B FF 91<br>4-1 18 CS BB | | B SL 85<br>1 SAFE<br>D CH 88<br>B FF 94<br>B FF 95<br>4-0 18 BB 1-2 BB | | C FC 91<br>H FC 90<br>1-1 18 CS HBP | | C SL 85<br>H FF 92<br>1-1 1-2 2-3 HBP | | 2 | 0 | 0 | 0 | 2 | 0 | 0 |
| 18 Ben Zobrist, S (1, 6) OBP: 0.338, SLG: 0.393 | C FF 89<br>B CH 82<br>X FF 90<br>1-1 ② G4-3 | | B CH 82<br>B KC 79<br>B SL 87<br>C FF 90<br>B SI 90<br>4-1 BB | | 1 SAFE<br>1 SAFE<br>C SL 87<br>C SI 91<br>B SI 91<br>1-2 ③ CS 1-2 | C KC 78<br>B CH 81<br>B SL 86<br>B SI 90<br>C SI 90<br>B SL 87<br>4-2 5 FC5 21 1B BB | B SL 85<br>1 SAFE<br>C SL 84<br>B CH 88<br>B SL 84<br>4-1 1-2 2-3 BB | | C FC 90<br>1 SAFE<br>B FC 93<br>S PO 85<br>B KC 84<br>F KC 83<br>S CH 85<br>3-3 ① ② K 1-2 | | C FF 93<br>F SL 85<br>F SL 86<br>S SL 87<br>0-3 ② K | | 3 | 0 | 0 | 0 | 3 | 2 | 4 |
| 20 Matt Joyce, L (1, 10) OBP: 0.355, SLG: 0.431 | C CH 81<br>B FF 88<br>B CH 82<br>C SL 87<br>F FF 92<br>B KC 78<br>X FF 92<br>3-2 HR | | 1 SAFE<br>C KC 80<br>S CH 82<br>B FF 91<br>1 SAFE<br>B SL 89<br>1 SAFE<br>D CH 82<br>X SL 88<br>3-2 ② P6 | | | D CH 82<br>1 SAFE<br>F SL 88<br>1 SAFE<br>C CH 82<br>B SL 88<br>1 SAFE<br>C SL 88<br>2-3 ① K | F SL 85<br>S CU 82<br>S CU 83<br>D CU 83<br>X FF 95<br>2-2 ③ G4-3 | | X CH 86<br>0-0 ③ F7 | | S SL 84<br>F SL 87<br>S SL 86<br>0-3 ③ K | | 6 | 1 | 1 | 1 | 0 | 2 | 8 |
| 3 Evan Longoria, R (1, 5) OBP: 0.331, SLG: 0.395 | B FC 91<br>B SL 86<br>C FF 91<br>C FF 91<br>X SL 88<br>2-2 1B | | B FF 89<br>F CH 83<br>B FF 91<br>F SI 90<br>C SL 89<br>2-3 ③ K | | | S CH 82<br>F SI 88<br>B SI 93<br>D CH 83<br>1 SAFE<br>F FF 93<br>B SI 91<br>1 SAFE<br>X SL 88<br>3-2 ② F9 | | B FF 94<br>F FF 96<br>B KC 83<br>B KC 81<br>F FF 96<br>X FF 97<br>3-2 ① F9 | | X FF 91<br>0-0 ① G6-3 | | B FF 96<br>B FF 94<br>C FF 94<br>X FF 95<br>2-1 ① F9 | 6 | 0 | 1 | 0 | 0 | 1 | 2 |
| 21 James Loney, L (1, 3) OBP: 0.332, SLG: 0.377 | B FF 90<br>S CH 81<br>C FF 91<br>T SL 86<br>1-2 ③ K | | | X FF 87<br>0-0 ① F7 | | C CH 82<br>X SI 90<br>0-1 5 FC5 1-2 1B | | C KC 81<br>F FF 97<br>X KC 85<br>0-2 ② G3 | | B SL 81<br>X FF 92<br>1-0 ② G4-3 | | B FF 95<br>X CH 86<br>1-0 ② P5 | 6 | 0 | 1 | 0 | 0 | 1 | 1 |
| 5 Brandon Guyer, R (1, 7) OBP: 0.319, SLG: 0.371 | | B SI 89<br>X FF 90<br>1-0 ① G6-3 | | B FF 89<br>C SL 85<br>X FF 89<br>1-1 ② G5-3 | | C SL 87<br>B SI 94<br>X CU 80<br>1-1 ③ FC5 1-2 2-3f | | B SV 80<br>B FF 96<br>B FF 96<br>B FF 94<br>4-0 11 S 24 1B BB | | C SL 83<br>C SL 85<br>X FF 93<br>0-2 ③ F9 | | B FF 95<br>B SL 86<br>B FF 97<br>C FF 94<br>S FF 95<br>F FF 96<br>F FF 97<br>B FF 97<br>4-2 11 S 11 1B BB | 4 | 2 | 0 | 0 | 2 | 0 | 2 |
| 11 Logan Forsythe, R (1, 4) OBP: 0.293, SLG: 0.333 | | B SL 86<br>X SL 86<br>1-0 ② G5-3 | | C KC 79<br>B CH 80<br>B FC 90<br>X SL 86<br>2-1 ③ L4 | | | B FF 94<br>B FF 94<br>C FF 94<br>C SL 86<br>F SL 87<br>T FF 96<br>2-2 ① K | C FF 97<br>C KC 83<br>D KC 83<br>B FF 97<br>F SV 94<br>F FF 99<br>B KC 85<br>B KC 85<br>4-2 24 1B 1-2 BB | | | X FF 90<br>0-0 8 HBP 39 1B 1B | C FF 95<br>X SL 86<br>0-1 1-H 1B | 5 | 0 | 2 | 1 | 1 | 1 | 0 |
| 24 Ryan Hanigan, R (1, 2) OBP: 0.312, SLG: 0.355 | | C FF 90<br>B SL 86<br>C FF 90<br>F CH 83<br>B FF 92<br>X SL 88<br>2-2 ③ P3 | | | C FF 89<br>X SL 86<br>0-1 ① F8 | | C SL 85<br>T SL 86<br>F FC 95<br>B SL 87<br>X CU 82<br>1-2 ② G5-3 | C FC 89<br>X FC 90<br>0-1 1-3 2-H 1B | | | L FF 91<br>1 SAFE<br>L SL 84<br>B SL 85<br>X SL 85<br>1-2 ① F8 | B FF 96<br>F FF 98<br>X FF 95<br>1-1 ③ F9 | 6 | 0 | 1 | 1 | 0 | 0 | 2 |
| 39 Kevin Kiermaier, L (1, 9) OBP: 0.361, SLG: 0.611 | | | B SL 86<br>S FF 89<br>B SI 88<br>B SL 86<br>F FF 88<br>X FC 90<br>3-2 HR | | C CH 82<br>B KC 78<br>F CH 82<br>S KC 80<br>1-3 ② K | | X CH 88<br>0-0 18 BB 8 BB 1B | C FC 92<br>F KC 83<br>F KC 81<br>B FC 93<br>F KC 82<br>D CH 88<br>B FC 93<br>X KC 82<br>3-2 ③ G6-3 | | | B SL 84<br>C SL 86<br>X SL 84<br>1-1 8 HBP 1-2 1B | | 5 | 1 | 3 | 1 | 0 | 1 | 2 |
| Inning Stats | R: 1 H: 2<br>E: 0 LOB: 1<br>K: 1 BB: 0<br>S: 14 P: 23 | R: 0 H: 0<br>E: 0 LOB: 0<br>K: 0 BB: 0<br>S: 6 P: 10 | R: 1 H: 1<br>E: 0 LOB: 1<br>K: 1 BB: 1<br>S: 12 P: 26 | R: 0 H: 0<br>E: 0 LOB: 0<br>K: 0 BB: 0<br>S: 5 P: 8 | R: 0 H: 0<br>E: 0 LOB: 0<br>K: 1 BB: 1<br>S: 8 P: 14 | R: 0 H: 1<br>E: 0 LOB: 2<br>K: 1 BB: 1<br>S: 13 P: 23 | R: 0 H: 1<br>E: 0 LOB: 3<br>K: 1 BB: 2<br>S: 13 P: 26 | R: 1 H: 1<br>E: 0 LOB: 2<br>K: 0 BB: 2<br>S: 17 P: 31 | R: 0 H: 0<br>E: 0 LOB: 0<br>K: 1 BB: 0<br>S: 6 P: 9 | R: 0 H: 0<br>E: 0 LOB: 0<br>K: 0 BB: 0<br>S: 5 P: 6 | R: 0 H: 2<br>E: 0 LOB: 3<br>K: 2 BB: 0<br>S: 14 P: 17 | R: 1 H: 1<br>E: 0 LOB: 1<br>K: 0 BB: 1<br>S: 11 P: 19 | 1B: 7 SF: 0<br>2B: 0 SAC: 0<br>3B: 0 DP: 0<br>HR: 2 HBP: 2 | | | | WP: 0<br>PB: 0<br>SB: 2<br>CS: 2 | | PA: 54 |

TOP

# Tampa Bay Rays @ New York Yankees

Yankee Stadium, Bronx, NY

Mon Jun 30 2014, 7:11 PM - 11:46 PM EDT

Att. 36,052 - Clear - 78 F

livebaseballscorecards.com

| | |
|---|---|
| AB | 43 |
| R | 4 |
| H | 9 |
| RBI | 4 |
| BB | 8 |
| SO | 8 |
| LOB | 21 |

| PITCHER | | IP | WLS | BF | H | R | ER | SO | BB | IBB | HBP | BLK | WP | HR | S | P | ERA | WHIP |
|---|---|---|---|---|---|---|---|---|---|---|---|---|---|---|---|---|---|---|
| 41 David Phelps, R<br>ERA: 4.26 | (1, 1) | 5.2 | | 23 | 4 | 2 | 2 | 4 | 3 | 0 | 0 | 0 | 0 | 2 | 56 | 101 | 3.18 | 1.235 |
| 43 Adam Warren, R<br>ERA: 2.7 | (6, 1) | 1.1 | | 7 | 1 | 0 | 0 | 1 | 2 | 0 | 0 | 0 | 0 | 0 | 15 | 29 | 0.00 | 2.250 |
| 68 Dellin Betances, R<br>ERA: 1.5 | (8, 1) | 0.2 | | 4 | 0 | 1 | 1 | 0 | 2 | 0 | 0 | 0 | 0 | 0 | 10 | 21 | 13.50 | 3.000 |
| 30 David Robertson, R<br>ERA: 2.93 | (8, 1) | 1.1 | | 5 | 1 | 0 | 0 | 1 | 0 | 0 | 1 | 0 | 0 | 0 | 13 | 19 | 0.00 | 0.750 |
| 27 Shawn Kelley, R<br>ERA: 4.43 | (10, 1) | 2.0 | | 9 | 2 | 0 | 0 | 2 | 0 | 0 | 1 | 0 | 0 | 0 | 19 | 23 | 0.00 | 1.000 |

| PITCHER | | IP | WLS | BF | H | R | ER | SO | BB | IBB | HBP | BLK | WP | HR | S | P | ERA | WHIP |
|---|---|---|---|---|---|---|---|---|---|---|---|---|---|---|---|---|---|---|
| 63 José Ramirez, R<br>ERA: 5.4 | (12, 1) | 1.0 | L | 5 | 1 | 1 | 1 | 0 | 1 | 0 | 0 | 0 | 0 | 0 | 11 | 19 | 9.00 | 2.000 |

| Batter | 1 | 2 | 3 | 4 | 5 | 6 | 7 | 8 | 9 | 10 | 11 | 12 | AB | R | H | RBI | BB | SO | LOB |
|---|---|---|---|---|---|---|---|---|---|---|---|---|---|---|---|---|---|---|---|
| 11 Brett Gardner, L (1, 7)<br>OBP: 0.357, SLG: 0.425 | C SI 95<br>C SL 88<br>C SI 96<br>0-3<br>K | | 1 SAFE<br>B SI 93<br>X FF 92<br>1-0<br>2<br>G4-3<br>1-H<br>3B | | C FF 94<br>B FF 95<br>C SL 87<br>F SL 88<br>T SL 87<br>1-2<br>K | | C FF 94<br>B SI 93<br>B SI 94<br>C SL 86<br>B SL 85<br>F SL 85<br>X SL 86<br>3-2<br>L3-6<br>2-2 | | C FS 82<br>C CU 79<br>S FF 91<br>0-3<br>K | | | C FF 95<br>S CH 81<br>B FF 94<br>F CH 80<br>B FF 95<br>X CH 80<br>2-2<br>G4-3 | 6 | 1 | 1 | 1 | 0 | 3 | 1 |
| 2 Derek Jeter, R (1, 6)<br>OBP: 0.328, SLG: 0.329 | X FF 96<br>0-0<br>G4-3 | | B FF 95<br>X FF 94<br>1-0<br>G4-3<br>3-H | | B SI 95<br>X SI 95<br>1-0<br>G4-3 | | | F FF 96<br>X FF 96<br>0-1<br>G4-3 | | C FF 92<br>C FF 93<br>B SL 88<br>X FF 94<br>1-2<br>25<br>S<br>1B | | B CH 80<br>C FF 94<br>F FF 94<br>X CH 80<br>1-2<br>G5-3 | 6 | 0 | 1 | 1 | 0 | 0 | 0 |
| 22 Jacoby Ellsbury, L (1, 8)<br>OBP: 0.358, SLG: 0.397 | C SI 95<br>X SL 89<br>0-1<br>1B | | C FF 95<br>F SI 97<br>B FF 96<br>F SL 89<br>F CH 87<br>B FF 96<br>B CH 87<br>B SI 95<br>4-2<br>25<br>S<br>BB | | | B SI 93<br>S CH 85<br>C SI 94<br>X SL 87<br>1-2<br>P5 | | B FF 96<br>C FF 96<br>B SI 98<br>F FF 98<br>X FF 98<br>2-2<br>34<br>1B<br>1B | | C FF 93<br>B FF 93<br>F FF 93<br>X SL 83<br>1-2<br>F7 | | | 4 | 0 | 2 | 0 | 1 | 0 | 1 |
| 25 Mark Teixeira, S (1, 3)<br>OBP: 0.344, SLG: 0.474 | C SI 94<br>X SI 95<br>0-1<br>F7 | | C SL 86<br>B SL 88<br>F FF 95<br>S SL 87<br>1-3<br>K<br>1-2 | | | X SL 87<br>0-0<br>36<br>1B<br>1B | | C FF 97<br>1 SAFE<br>F SI 98<br>1 SAFE<br>T SI 99<br>0-2<br>K | | B SL 85<br>S SL 86<br>C FF 91<br>D SL 84<br>F SL 86<br>B FF 93<br>S SL 84<br>3-3<br>K<br>1-2 | | | 5 | 0 | 1 | 0 | 0 | 3 | 4 |
| 34 Brian McCann, L (1, 2)<br>OBP: 0.281, SLG: 0.361 | | B SL 85<br>B SL 85<br>B SI 95<br>C FF 95<br>C SI 95<br>X SI 96<br>3-2<br>F8 | C SI 94<br>B SI 94<br>B CH 88<br>B SL 86<br>X SI 95<br>3-1<br>L8 | | | C SI 94<br>F SI 94<br>C SI 95<br>0-3<br>K | | 1 SAFE<br>F FF 97<br>C SI 99<br>X SI 99<br>0-2<br>1-3<br>1B | | C SL 86<br>B FF 93<br>C FF 92<br>B FF 93<br>T FF 94<br>2-2<br>K | | | 5 | 0 | 1 | 0 | 0 | 2 | 3 |
| 36 Carlos Beltrán, S (1, 10)<br>OBP: 0.274, SLG: 0.410 | | B SI 95<br>X SI 97<br>1-0<br>G4-3 | | C FF 93<br>B SI 95<br>B SI 94<br>F SI 94<br>F SL 88<br>X FF 95<br>2-2<br>G4-3 | | F SI 94<br>D FF 96<br>B SI 94<br>B SI 95<br>X SI 94<br>3-1<br>1-2<br>1B | | C FF 97<br>D SI 97<br>X FF 98<br>1-1<br>P2 | | | B FF 94<br>S CH 80<br>B FF 95<br>X CH 81<br>2-1<br>G3-1 | 5 | 0 | 1 | 0 | 0 | 0 | 2 |
| 33 Kelly Johnson, L (1, 5)<br>OBP: 0.300, SLG: 0.398 | C SI 94<br>B FF 98<br>B SI 97<br>B SL 88<br>B SI 96<br>4-1<br>BB | | | B SL 86<br>F SI 95<br>X SI 95<br>1-1<br>G4-3 | | B SL 86<br>X SI 93<br>1-0<br>F8 | | | C CU 79<br>X FS 82<br>0-1<br>G3 | | C CH 80<br>C FF 95<br>F FF 94<br>B FF 94<br>F CH 81<br>B FF 95<br>F CH 81<br>X FF 93<br>2-2<br>G4-3 | | 4 | 0 | 0 | 0 | 1 | 0 | 2 |
| 14 Brian Roberts, S (1, 4)<br>OBP: 0.311, SLG: 0.354 | B FF 94<br>F FF 94<br>B FF 94<br>B FF 93<br>X FF 93<br>3-1<br>P5 | | | B SI 96<br>C SI 95<br>X FF 95<br>1-1<br>F8 | | | B SL 82<br>X SI 94<br>1-0<br>11<br>L3-6<br>31<br>SH2-4<br>1B | | B CU 78<br>B FF 92<br>S FF 91<br>F FF 92<br>B FF 92<br>F FF 92<br>F FF 91<br>X FF 92<br>3-2<br>HR | | C CH 80<br>B FF 94<br>F FF 93<br>X CH 83<br>1-2<br>F8 | | 5 | 1 | 2 | 1 | 0 | 0 | 1 |
| 31 Ichiro Suzuki, L (1, 9)<br>OBP: 0.347, SLG: 0.329 | | | B FF 94<br>S FF 92<br>C FF 93<br>H FF 96<br>2-2<br>11<br>3B<br>HBP | | X SL 86<br>0-0<br>G4-3 | | C SI 91<br>1 SAFE<br>1 SAFE<br>X SI 92<br>0-1<br>SH2-4<br>1-2 | | C CU 79<br>X FS 84<br>0-1<br>L8 | | | B FF 93<br>C CH 80<br>S FF 94<br>F FF 94<br>S FF 95<br>1-3<br>K | 3 | 1 | 0 | 0 | 0 | 1 | 0 |
| Inning Stats | R: 0<br>E: 0<br>K: 1<br>S: 8<br>H: 1<br>LOB: 1<br>BB: 0<br>P: 8 | R: 0<br>E: 0<br>K: 0<br>S: 7<br>H: 0<br>LOB: 1<br>BB: 1<br>P: 18 | R: 2<br>E: 0<br>K: 1<br>S: 13<br>H: 1<br>LOB: 1<br>BB: 1<br>P: 25 | R: 0<br>E: 0<br>K: 0<br>S: 8<br>H: 0<br>LOB: 0<br>BB: 0<br>P: 12 | R: 0<br>E: 0<br>K: 1<br>S: 6<br>H: 0<br>LOB: 0<br>BB: 0<br>P: 8 | R: 0<br>E: 0<br>K: 1<br>S: 10<br>H: 2<br>LOB: 2<br>BB: 0<br>P: 15 | R: 0<br>E: 0<br>K: 0<br>S: 7<br>H: 1<br>LOB: 0<br>BB: 0<br>P: 11 | R: 0<br>E: 0<br>K: 1<br>S: 13<br>H: 2<br>LOB: 2<br>BB: 0<br>P: 16 | R: 1<br>E: 0<br>K: 1<br>S: 12<br>H: 1<br>LOB: 0<br>BB: 0<br>P: 15 | R: 0<br>E: 0<br>K: 2<br>S: 13<br>H: 1<br>LOB: 1<br>BB: 0<br>P: 20 | R: 0<br>E: 0<br>K: 0<br>S: 11<br>H: 0<br>LOB: 0<br>BB: 0<br>P: 16 | R: 0<br>E: 0<br>K: 1<br>S: 11<br>H: 0<br>LOB: 0<br>BB: 0<br>P: 15 | 1B: 7<br>2B: 1<br>3B: 1<br>HR: 1<br>SF: 0<br>SAC: 1<br>DP: 1<br>HBP: 1 | WP: 0<br>PB: 0<br>SB: 2<br>CS: 0<br>PA: 47 | | | | | |

| PITCHER | | IP | WLS | BF | H | R | ER | SO | BB | IBB | HBP | BLK | WP | HR | S | P | ERA | WHIP |
|---|---|---|---|---|---|---|---|---|---|---|---|---|---|---|---|---|---|---|
| 22 Chris Archer, R<br>ERA: 3.24 | (1, 1) | 7.0 | | 28 | 5 | 2 | 2 | 4 | 2 | 0 | 1 | 0 | 0 | 0 | 59 | 97 | 2.57 | 1.000 |
| 57 Jake McGee, L<br>ERA: 1.24 | (8, 1) | 1.0 | H | 5 | 2 | 0 | 0 | 1 | 0 | 0 | 0 | 0 | 0 | 0 | 13 | 16 | 0.00 | 2.000 |
| 62 Joel Peralta, R<br>ERA: 4.11 | (9, 1) | 1.0 | B | 4 | 1 | 1 | 1 | 1 | 0 | 0 | 0 | 0 | 0 | 1 | 12 | 15 | 9.00 | 1.000 |
| 50 Grant Balfour, R<br>ERA: 5.34 | (10, 1) | 1.0 | | 4 | 1 | 0 | 0 | 2 | 0 | 0 | 0 | 0 | 0 | 0 | 13 | 20 | 0.00 | 1.000 |
| 26 Brad Boxberger, R<br>ERA: 2.97 | (11, 1) | 2.0 | W | 6 | 0 | 0 | 0 | 1 | 0 | 0 | 0 | 0 | 0 | 0 | 22 | 31 | 0.00 | 0.000 |

| PITCHER | IP | WLS | BF | H | R | ER | SO | BB | IBB | HBP | BLK | WP | HR | S | P | ERA | WHIP |
|---|---|---|---|---|---|---|---|---|---|---|---|---|---|---|---|---|---|

# BOTTOM

# Tampa Bay Rays @ New York Yankees

Yankee Stadium, Bronx, NY

Mon Jun 30 2014, 7:11 PM - 11:46 PM EDT

Att. 36,052 - Clear - 78 F

livebaseballscorecards.com

| | |
|---|---|
| AB | 43 |
| R | 3 |
| H | 9 |
| RBI | 3 |
| BB | 2 |
| SO | 9 |
| LOB | 14 |

| Batter | 1 | 2 | 3 | 4 | 5 | 6 | 7 | 8 | 9 | AB | R | H | RBI | BB | SO | LOB |
|---|---|---|---|---|---|---|---|---|---|---|---|---|---|---|---|---|
| 8 Desmond Jennings, R (1, 8)<br>OBP: 0.331, SLG: 0.376 | B FF 89<br>X SI 90<br>1-0<br>3<br>FC5-4<br>1B | | C SI 89<br>B SL 83<br>B SL 83<br>F SI 91<br>C SL 84<br>2-3<br>② K | B SL 82<br>X SI 91<br>1-0<br>20<br>FC4-6<br>2B | C SI 91<br>B SL 82<br>X SL 82<br>1-1<br>② G6-3 | | B CH 84<br>C FF 92<br>B FF 94<br>F FF 93<br>C FF 90<br>2-3<br>③ K | 5 | 0 | 2 | 0 | 0 | 2 | 0 |
| 18 Ben Zobrist, S (1, 6)<br>OBP: 0.337, SLG: 0.389 | **B SI 89**<br>**1 SAFE**<br>**B SL 79**<br>**B SI 90**<br>C SI 89<br>1 SAFE<br>C SI 89<br>1 SAFE<br>1 SAFE<br>3-2<br>X SL 82<br>① P2 | | C CU 75<br>B FF 90<br>F FS 85<br>X FS 85<br>1-2<br>③ G4-3 | D SL 81<br>B FS 85<br>B SL 82<br>B SI 91<br>4-0<br>20<br>FC4-6<br>BB | B SI 91<br>S SI 91<br>X SL 86<br>1-1<br>③ F8 | | | | | 3 | 0 | 0 | 0 | 1 | 0 | 1 |
| 20 Matt Joyce, L (1, 7)<br>OBP: 0.354, SLG: 0.428 | C CU 75<br>1 SAFE<br>S FS 85<br>S FS 86<br>0-3<br>② K | | | B FS 82<br>X SI 91<br>1-0<br>3<br>1B<br>11<br>1B<br>1B | C FF 90<br>B FS 86<br>X FF 90<br>1-1<br>② FC4-6<br>**1-2f**<br>**2-3** | | | B FS 83<br>B FS 85<br>X SI 89<br>2-0<br>① P3 | | 4 | 1 | 1 | 0 | 0 | 1 | 3 |
| 3 Evan Longoria, R (1, 5)<br>OBP: 0.332, SLG: 0.396 | C SI 90<br>B SI 92<br>S SL 83<br>1 SAFE<br>D FS 86<br>X SL 83<br>2-2<br>③ FC5-4<br>**1-2f** | | | X SL 80<br>0-0<br>11<br>1B<br>**1-3**<br>1B | B SL 85<br>X SI 94<br>1-0<br>③ P4 | | | B SL 82<br>B SI 91<br>F SL 83<br>X SI 91<br>2-1<br>21<br>1B<br>1B | | 4 | 0 | 2 | 0 | 0 | 0 | 3 |
| 21 James Loney, L (1, 3)<br>OBP: 0.334, SLG: 0.388 | | B FF 90<br>X SL 80<br>1-0<br>① F7 | | B FF 88<br>T FS 84<br>F FS 87<br>D FS 86<br>S FS 86<br>2-3<br>① K | X CU 75<br>0-0<br>HR | | | B FS 84<br>T SI 90<br>X SI 91<br>1-1<br>**1-3**<br>1B | | 4 | 1 | 2 | 1 | 0 | 1 | 2 |
| 11 Logan Forsythe, R (1, 4)<br>OBP: 0.298, SLG: 0.338 | | C SL 81<br>C SI 90<br>B FS 86<br>B SI 91<br>X SL 82<br>2-2<br>28<br>FC5-4<br>1B | | B SI 92<br>B SI 93<br>C SL 84<br>X SI 93<br>2-1<br>**1-2**<br>**3-H**<br>1B | B SI 91<br>C SL 81<br>S SI 91<br>B FS 86<br>B SI 91<br>C SI 91<br>3-3<br>① K | | | C SI 93<br>F SI 93<br>F FS 88<br>S FS 87<br>0-3<br>② K | | 4 | 0 | 2 | 1 | 0 | 2 | 2 |
| 35 Cole Figueroa, L (1, 10)<br>OBP: 0.176, SLG: 0.235 | | F SI 90<br>D FS 85<br>X SL 81<br>1-1<br>② P5 | | C SI 92<br>X FF 90<br>0-1<br>② F8 | B SL 82<br>B SI 90<br>B SI 91<br>C SI 90<br>S SI 90<br>X<br>3-2<br>② G3-1 | | | X FS 87<br>0-0<br>③ G4-3 | | 4 | 0 | 0 | 0 | 0 | 0 | 5 |
| 28 José Molina, R (1, 2)<br>OBP: 0.209, SLG: 0.181 | | B SI 90<br>F SI 91<br>X SL 83<br>1-1<br>③ FC5-4<br>**1-2f** | | S SL 84<br>S SI 92<br>S FS 87<br>0-3<br>③ K | S SI 91<br>X FS 86<br>0-1<br>③ G5-3 | | | | S FF 92<br>B CH 83<br>S FF 93<br>S FF 94<br>1-3<br>① K | 4 | 0 | 0 | 0 | 0 | 2 | 3 |
| 39 Kevin Kiermaier, L (1, 9)<br>OBP: 0.349, SLG: 0.590 | | | X SI 88<br>0-0<br>① B1-3 | C SI 90<br>X FS 85<br>0-1<br>① G3 | | B SI 90<br>C SL 81<br>S FS 85<br>S FS 85<br>1-3<br>① K | | | C SL 81<br>B SL 83<br>C FF 94<br>F FF 94<br>B FC 88<br>X FF 94<br>2-2<br>② L7 | 4 | 0 | 0 | 0 | 0 | 1 | 0 |
| Inning Stats | R: 0<br>E: 0<br>K: 1<br>S: 10<br>H: 1<br>LOB: 1<br>BB: 0<br>P: 16 | R: 0<br>E: 0<br>K: 0<br>S: 8<br>H: 1<br>LOB: 1<br>BB: 0<br>P: 13 | R: 0<br>E: 0<br>K: 1<br>S: 7<br>H: 0<br>LOB: 0<br>BB: 0<br>P: 10 | R: 1<br>E: 0<br>K: 2<br>S: 12<br>H: 3<br>LOB: 2<br>BB: 0<br>P: 17 | R: 0<br>E: 0<br>K: 0<br>S: 6<br>H: 1<br>LOB: 2<br>BB: 1<br>P: 13 | R: 1<br>E: 0<br>K: 1<br>S: 9<br>H: 1<br>LOB: 0<br>BB: 0<br>P: 15 | R: 0<br>E: 0<br>K: 1<br>S: 7<br>H: 0<br>LOB: 0<br>BB: 0<br>P: 10 | R: 0<br>E: 0<br>K: 1<br>S: 10<br>H: 2<br>LOB: 2<br>BB: 0<br>P: 15 | R: 0<br>E: 0<br>K: 2<br>S: 10<br>H: 0<br>LOB: 0<br>BB: 0<br>P: 15 | 1B: 7<br>2B: 1<br>3B: 0<br>HR: 1<br>SF: 0<br>SAC: 0<br>DP: 0<br>HBP: 0 | | | | | | |

| PITCHER | | IP | WLS | BF | H | R | ER | SO | BB | IBB | HBP | BLK | WP | HR | S | P | ERA | WHIP |
|---|---|---|---|---|---|---|---|---|---|---|---|---|---|---|---|---|---|---|
| 18 Hiroki Kuroda, R<br>ERA: 4.08 | (1, 1) | 8.0 | L | 34 | 9 | 2 | 2 | 7 | 1 | 0 | 0 | 0 | 0 | 1 | 69 | 109 | 2.25 | 1.250 |
| 55 David Huff, L<br>ERA: 4.99 | (9, 1) | 1.0 | | 3 | 0 | 0 | 0 | 2 | 0 | 0 | 0 | 0 | 0 | 0 | 10 | 15 | 0.00 | 0.000 |

| PITCHER | IP | WLS | BF | H | R | ER | SO | BB | IBB | HBP | BLK | WP | HR | S | P | ERA | WHIP |
|---|---|---|---|---|---|---|---|---|---|---|---|---|---|---|---|---|---|

# TOP

## Tampa Bay Rays @ New York Yankees

Yankee Stadium, Bronx, NY

Tue Jul 01 2014, 7:10 PM - 10:23 PM EDT

Att. 35,866 - Partly Cloudy - 85 F

livebaseballscorecards.com

| | |
|---|---|
| AB | 36 |
| R | 2 |
| H | 9 |
| RBI | 2 |
| BB | 1 |
| SO | 9 |
| LOB | 19 |

WP: 0 PA: 37
PB: 0
SB: 0
CS: 0

# Tampa Bay Rays @ New York Yankees

Yankee Stadium, Bronx, NY

Tue Jul 01 2014, 7:10 PM - 10:23 PM EDT

Att. 35,866 - Partly Cloudy - 85 F

livebaseballscorecards.com

## BOTTOM

| Batter | 1 | 2 | 3 | 4 | 5 | 6 | 7 | 8 | 9 | AB | R | H | RBI | BB | SO | LOB |
|---|---|---|---|---|---|---|---|---|---|---|---|---|---|---|---|---|
| 11 Brett Gardner, L (1, 7)<br>OBP: 0.356, SLG: 0.421 | B FF 92<br>C SI 92<br>C SI 92<br>B SI 94<br>B KC 81<br>B SI 95<br>4-2<br>22<br>G6-3<br>BB | | C SI 94<br>B KC 80<br>C SI 94<br>B SI 96<br>B SI 95<br>X SI 95<br>3-2 ③<br>P5 | | C FC 87<br>F KC 79<br>B SI 94<br>B SI 95<br>B SI 94<br>S SI 95<br>3-3 ③<br>K | | C SI 93<br>B SI 95<br>C SI 94<br>B SI 95<br>X SI 95<br>2-2 ③<br>G5-3 | | | 3 | 0 | 0 | 0 | 1 | 1 | 2 |
| 2 Derek Jeter, R (1, 6)<br>OBP: 0.330, SLG: 0.334 | 1 SAFE<br>B FF 93<br>1 SAFE<br>C SI 92<br>1 SAFE<br>X CH 85<br>1-1 ①<br>F8 | | | F SI 93<br>X KC 78<br>0-1 ①<br>22<br>1B<br>36<br>CS<br>2B | | F FF 93<br>X FF 94<br>0-1 ①<br>22<br>S<br>1B | | C FF 95<br>B FF 96<br>B FF 95<br>F FF 95<br>S FF 98<br>2-3 ①<br>K | | 4 | 1 | 2 | 0 | 0 | 1 | 1 |
| 22 Jacoby Ellsbury, L (1, 8)<br>OBP: 0.357, SLG: 0.395 | C SI 93<br>B SI 93<br>1 SAFE<br>1 SAFE<br>C SI 93<br>B SI 94<br>X SI 95<br>2-2 ②<br>G6-3<br>1-2 | | | B SI 92<br>X SI 93<br>1-0<br>36<br>F8<br>36<br>CS<br>2-3<br>1B | | C SI 94<br>F SI 93<br>B SI 95<br>F SI 95<br>B FC 89<br>F SI 94<br>B FC 86<br>C CH 85<br>3-3 ①<br>K<br>1-2 | | X FF 96<br>0-0 ②<br>P4 | | 4 | 0 | 1 | 0 | 0 | 1 | 2 |
| 25 Mark Teixeira, S (1, 3)<br>OBP: 0.342, SLG: 0.468 | F CH 86<br>B KC 80<br>C SI 94<br>B SI 95<br>X FC 90<br>2-2 ③<br>L7 | | | X SI 94<br>0-0 ①<br>F9 | | B SI 93<br>C SI 94<br>B SI 94<br>B SI 94<br>B CH 85<br>4-1<br>BB | | B FF 97<br>C FF 95<br>C FF 97<br>X FF 98<br>1-2 ③<br>G5-3 | | 3 | 0 | 0 | 0 | 1 | 0 | 3 |
| 36 Carlos Beltrán, S (1, 10)<br>OBP: 0.274, SLG: 0.404<br>31 Ichiro Suzuki, L (9, PR)<br>OBP: 0.347, SLG: 0.329 | | B SI 92<br>S SI 92<br>C FF 93<br>C SI 94<br>1-3 ①<br>K | | 1 SAFE<br>1 SAFE<br>1 SAFE<br>C CH 83<br>B SI 94<br>C SI 94<br>X SI 95<br>1-2 ②<br>F8<br>1-3<br>3-H | | C CH 85<br>F FC 89<br>X SI 94<br>0-2 ②<br>F8 | | | B FF 93<br>B SL 85<br>B FF 93<br>C FF 92<br>B FF 92<br>4-1<br>33<br>BB | 3<br>0 | 0<br>0 | 0<br>0 | 0<br>0 | 1<br>0 | 1<br>0 | 3<br>0 |
| 12 Alfonso Soriano, R (1, 9)<br>OBP: 0.248, SLG: 0.376<br>34 Brian McCann, L (9, PH)<br>OBP: 0.280, SLG: 0.360 | | B FF 94<br>B SI 93<br>B SI 94<br>C FF 94<br>X FF 94<br>3-1 ②<br>L5 | | C SI 94<br>S SI 95<br>F SI 96<br>T SI 96<br>0-2 ③<br>K | | F SI 94<br>B FF 95<br>C SI 94<br>F SI 94<br>B SI 95<br>C FC 90<br>2-3 ③<br>K | | | 1 SAFE<br>B SL 86<br>F SL 85<br>F FF 93<br>C FF 91<br>1-3 ①<br>K | 3<br>1 | 0<br>0 | 0<br>0 | 0<br>0 | 0<br>0 | 2<br>1 | 3<br>1 |
| 14 Brian Roberts, S (1, 4)<br>OBP: 0.306, SLG: 0.349 | | B KC 79<br>C SI 94<br>T FF 95<br>F FF 95<br>B SI 95<br>C SI 95<br>2-3 ③<br>K | | | S CH 85<br>C FC 88<br>X FC 89<br>0-2 ①<br>F7 | | X FF 92<br>0-0 ①<br>F8 | | 1 SAFE<br>B FF 92<br>B SL 85<br>C FF 92<br>X FF 92<br>2-1 ②<br>L8 | 4 | 0 | 0 | 0 | 0 | 1 | 1 |
| 29 Francisco Cervelli, R (1, 2)<br>OBP: 0.250, SLG: 0.269<br>33 Kelly Johnson, L (9, PH)<br>OBP: 0.304, SLG: 0.398 | | | X SI 93<br>0-0 ①<br>G5-3 | | C CH 86<br>B SI 94<br>C SI 94<br>C FC 90<br>1-3 ②<br>K | | C FF 93<br>S CH 84<br>B SI 95<br>F SI 94<br>B CH 85<br>B FC 87<br>T CH 85<br>3-2 ②<br>K | | B FF 91<br>B FF 92<br>F FF 94<br>F FF 92<br>B FF 92<br>B FF 92<br>4-2<br>1-2<br>BB | 3<br>0 | 0<br>0 | 0<br>0 | 0<br>0 | 0<br>1 | 2<br>0 | 0<br>0 |
| 26 Yangervis Solarte, S (1, 5)<br>OBP: 0.348, SLG: 0.399 | | | C SI 94<br>B KC 79<br>B CH 84<br>S CH 84<br>C SI 94<br>2-3 ②<br>K | | X FC 88<br>0-0<br>1B | | C CH 85<br>B CH 84<br>S CH 84<br>B SI 94<br>F SI 94<br>F SI 94<br>B FC 87<br>F CH 85<br>B CH 86<br>4-2<br>BB | | C SL 86<br>X FF 90<br>0-1 ③<br>G3 | 3 | 0 | 1 | 0 | 1 | 1 | 2 |
| Inning Stats | R: 0<br>E: 0<br>K: 0<br>S: 10<br>H: 0<br>LOB: 1<br>BB: 1<br>P: 19 | R: 0<br>E: 0<br>K: 2<br>S: 9<br>H: 0<br>LOB: 0<br>BB: 0<br>P: 15 | R: 0<br>E: 0<br>K: 1<br>S: 7<br>H: 0<br>LOB: 0<br>BB: 0<br>P: 12 | R: 1<br>E: 0<br>K: 1<br>S: 11<br>H: 2<br>LOB: 1<br>BB: 0<br>P: 13 | R: 0<br>E: 0<br>K: 2<br>S: 10<br>H: 1<br>LOB: 1<br>BB: 0<br>P: 14 | R: 0<br>E: 0<br>K: 2<br>S: 15<br>H: 1<br>LOB: 2<br>BB: 1<br>P: 24 | R: 0<br>E: 0<br>K: 1<br>S: 13<br>H: 0<br>LOB: 1<br>BB: 1<br>P: 22 | R: 0<br>E: 0<br>K: 1<br>S: 7<br>H: 0<br>LOB: 0<br>BB: 0<br>P: 10 | R: 0<br>E: 0<br>K: 1<br>S: 10<br>H: 0<br>LOB: 2<br>BB: 2<br>P: 21 | 1B: 3<br>2B: 1<br>3B: 0<br>HR: 0<br>SF: 0<br>SAC: 0<br>DP: 0<br>HBP: 0 | | | | | | WP: 0<br>PB: 0<br>SB: 1<br>CS: 2<br>PA: 36 | |

| | AB | 31 |
|---|---|---|
| | R | 1 |
| | H | 4 |
| | RBI | 0 |
| | BB | 5 |
| | SO | 11 |
| | LOB | 18 |

| PITCHER | | IP | WLS | BF | H | R | ER | SO | BB | IBB | HBP | BLK | WP | HR | S | P | ERA | WHIP |
|---|---|---|---|---|---|---|---|---|---|---|---|---|---|---|---|---|---|---|
| 14 David Price, L<br>ERA: 3.44 | (1, 1) | 7.0 | W | 28 | 4 | 1 | 0 | 9 | 3 | 0 | 0 | 0 | 0 | 0 | 75 | 119 | 0.00 | 1.000 |
| 57 Jake McGee, L<br>ERA: 1.21 | (8, 1) | 1.0 | H | 3 | 0 | 0 | 0 | 1 | 0 | 0 | 0 | 0 | 0 | 0 | 7 | 10 | 0.00 | 0.000 |
| 50 Grant Balfour, R<br>ERA: 5.18 | (9, 1) | 1.0 | S | 5 | 0 | 0 | 0 | 1 | 2 | 0 | 0 | 0 | 0 | 0 | 10 | 21 | 0.00 | 2.000 |

| PITCHER | IP | WLS | BF | H | R | ER | SO | BB | IBB | HBP | BLK | WP | HR | S | P | ERA | WHIP |
|---|---|---|---|---|---|---|---|---|---|---|---|---|---|---|---|---|---|

# Tampa Bay Rays @ New York Yankees

Yankee Stadium, Bronx, NY

Wed Jul 02 2014, 1:10 PM - 4:41 PM EDT

Att. 42,343 - Sunny - 89 F

livebaseballscorecards.com

| Batter | 1 | 2 | 3 | 4 | 5 | 6 | 7 | 8 | 9 | AB | R | H | RBI | BB | SO | LOB |
|---|---|---|---|---|---|---|---|---|---|---|---|---|---|---|---|---|
| 8 Desmond Jennings, R (1, 8)<br>OBP: 0.335, SLG: 0.378 | C SI 88<br>C SL 83<br>X CH 82<br>0-2<br>1B | | C CH 81<br>1 SAFE<br>C FF 89<br>C SL 81<br>0-3 ②<br>K | | F CH 83<br>X CH 84<br>0-1<br>18<br>2B<br>5<br>1B<br>1B | C FF 92<br>S SL 85<br>B FF 94<br>B FF 94<br>B SL 85<br>F SL 84<br>F SL 83<br>S SL 84<br>3-3 ③<br>K | | C FF 91<br>1 SAFE<br>0-1 ③<br>CS<br>1-2 | B CH 82<br>S CH 81<br>B FC 88<br>B CH 81<br>B FF 90<br>4-1<br>18<br>FC3-6<br>BB | 4 | 1 | 2 | 0 | 1 | 2 | 1 |
| 18 Ben Zobrist, S (1, 10)<br>OBP: 0.341, SLG: 0.400 | X FF 90<br>0-0 ①<br>P3 | | 1 SAFE<br>C CU 77<br>1 SAFE<br>1 SAFE<br>B CH 82<br>B FF 90<br>F FF 89<br>X CU 77<br>2-2<br>5<br>PB<br>1-3<br>2B | | C FF 90<br>1 SAFE<br>B CH 82<br>B SL 85<br>X CU 76<br>2-1<br>5<br>1B<br>1-3<br>2B | | F FF 94<br>B FF 94<br>F SL 84<br>B SL 88<br>F SL 87<br>X FF 95<br>2-2<br>3<br>FC6-4<br>5<br>SH5-3<br>1B | | C FF 91<br>B FC 88<br>B FF 92<br>1 SAFE<br>F FF 92<br>X FF 92<br>2-2 ①<br>FC3-6<br>5<br>E<br>5<br>E<br>21<br>G3<br>1-2f | 5 | 1 | 3 | 0 | 0 | 0 | 2 |
| 5 Brandon Guyer, R (1, 7)<br>OBP: 0.325, SLG: 0.370 | C SL 84<br>C FF 90<br>B FF 90<br>F SL 80<br>F SI 89<br>F CH 82<br>1 SAFE<br>S SL 84<br>1-3 ②<br>K | | B FF 90<br>C SL 83<br>S SI 88<br>H SL 84<br>2-2<br>2-3<br>3-H<br>HBP | | F CU 77<br>D SL 85<br>B SL 86<br>B FF 90<br>X FF 90<br>3-1 ②<br>2-H<br>3-H<br>1B | | X SL 85<br>0-0 ①<br>SH5-3<br>1-2 | | B FF 91<br>F CH 80<br>F FC 88<br>X FC 88<br>1-2<br>E5<br>21<br>G3<br>1-3 | 3 | 0 | 1 | 1 | 0 | 1 | 2 |
| 3 Evan Longoria, R (1, 5)<br>OBP: 0.333, SLG: 0.392 | B FF 90<br>X SI 90<br>1-0 ③<br>L7 | | C CU 76<br>X FF 90<br>0-1 ③<br>P3 | | I IN 73<br>I IN 70<br>I IN 72<br>I IN 74<br>4-0<br>IBB | | B SL 88<br>D CU 81<br>X FF 94<br>2-0 ②<br>FC6-4<br>21<br>1B<br>2-3 | | I IN 83<br>I IN 84<br>I IN 84<br>I IN 84<br>4-0<br>21<br>G3<br>IBB | 3 | 0 | 0 | 0 | 2 | 0 | 4 |
| 21 James Loney, L (1, 3)<br>OBP: 0.332, SLG: 0.385 | | F FF 89<br>S SL 84<br>B SI 89<br>B SL 84<br>C SL 79<br>2-3 ①<br>K | C FF 89<br>C FF 90<br>S SL 85<br>0-3 ①<br>K | | B SL 85<br>B SL 84<br>F SI 88<br>C CU 78<br>B SL 85<br>X CU 78<br>3-2 ③<br>F8 | | B FF 95<br>B CH 88<br>C CU 79<br>C CH 87<br>F SL 85<br>X SL 85<br>2-2<br>1-2<br>1B | | B FC 87<br>F FF 91<br>X FF 91<br>1-1 ②<br>G3<br>1-2<br>2-3<br>3-H | 5 | 0 | 1 | 1 | 0 | 2 | 4 |
| 11 Logan Forsythe, R (1, 4)<br>OBP: 0.301, SLG: 0.346 | | C CU 77<br>B FF 90<br>B FF 89<br>S SL 85<br>S FF 90<br>2-3 ②<br>K | B CU 78<br>F CH 84<br>B FF 90<br>X FF 90<br>2-1<br>1<br>1B<br>2B | | | B FF 88<br>X SI 88<br>1-0<br>1<br>HR<br>1B | C FF 96<br>B CH 85<br>F SL 88<br>B FF 97<br>C FF 96<br>2-3 ③<br>K | | B FF 93<br>S FC 89<br>F FC 89<br>F FC 88<br>T FF 90<br>1-2 ③<br>K | 5 | 2 | 2 | 0 | 0 | 3 | 4 |
| 1 Sean Rodríguez, R (1, 6)<br>OBP: 0.260, SLG: 0.479 | | C CU 76<br>B FF 90<br>F SI 89<br>B SL 79<br>X SL 85<br>2-2 ③<br>F8 | B CH 82<br>F SL 79<br>F FF 90<br>B CH 81<br>F SL 84<br>X FF 90<br>2-2 ②<br>2-H<br>1B | | | S SL 82<br>B SL 83<br>1 SAFE<br>X SL 83<br>1-1<br>1-H<br>HR | | S SL 85<br>C FF 93<br>F SL 86<br>X SL 84<br>0-2 ①<br>F8 | | 4 | 1 | 2 | 3 | 0 | 0 | 0 |
| 24 Ryan Hanigan, R (1, 2)<br>OBP: 0.316, SLG: 0.351 | | | C CU 77<br>B SI 89<br>B FF 89<br>B SI 88<br>B FF 89<br>4-1<br>39<br>FC3-6<br>BB | S CH 82<br>C CH 83<br>X SI 89<br>0-2 ③<br>F8 | | B FF 92<br>C SL 84<br>B FF 92<br>B SL 82<br>C FF 92<br>C FF 92<br>3-3 ①<br>K | | B FF 94<br>B CH 86<br>B FF 95<br>B FF 96<br>4-0<br>39<br>FC6-4<br>BB | | 2 | 0 | 0 | 0 | 2 | 1 | 0 |
| 39 Kevin Kiermaier, L (1, 9)<br>OBP: 0.338, SLG: 0.570 | | | X SL 82<br>0-0 ①<br>FC3-6<br>18<br>2B<br>5<br>PB<br>1-2f | | C SL 83<br>X SI 89<br>0-1 ①<br>G4-3 | F SL 85<br>X SL 85<br>0-1 ②<br>G3 | | X FF 91<br>0-0 ②<br>FC6-4<br>8<br>CS<br>1-2f | | 4 | 1 | 0 | 0 | 0 | 0 | 2 |
| Inning Stats | R: 0<br>E: 0<br>K: 1<br>S: 11<br>H: 1<br>LOB: 1<br>BB: 0<br>P: 13 | R: 0<br>E: 0<br>K: 2<br>S: 9<br>H: 0<br>LOB: 0<br>BB: 0<br>P: 15 | R: 1<br>E: 0<br>K: 1<br>S: 12<br>H: 1<br>LOB: 2<br>BB: 1<br>P: 20 | R: 1<br>E: 0<br>K: 1<br>S: 12<br>H: 2<br>LOB: 0<br>BB: 0<br>P: 16 | R: 1<br>E: 0<br>K: 0<br>S: 11<br>H: 3<br>LOB: 2<br>BB: 1<br>P: 23 | R: 2<br>E: 0<br>K: 2<br>S: 13<br>H: 2<br>LOB: 0<br>BB: 0<br>P: 21 | R: 0<br>E: 0<br>K: 1<br>S: 13<br>H: 2<br>LOB: 2<br>BB: 0<br>P: 21 | R: 0<br>E: 0<br>K: 0<br>S: 6<br>H: 0<br>LOB: 0<br>BB: 1<br>P: 10 | R: 1<br>E: 1<br>K: 1<br>S: 14<br>H: 0<br>LOB: 2<br>BB: 2<br>P: 27 | 1B: 7<br>2B: 3<br>3B: 0<br>HR: 1<br>SF: 0<br>SAC: 1<br>DP: 0<br>HBP: 1 | | | | | | |

TOP

| | |
|---|---|
| AB | 35 |
| R | 6 |
| H | 11 |
| RBI | 5 |
| BB | 5 |
| SO | 9 |
| LOB | 19 |

| PITCHER | | IP | WLS | BF | H | R | ER | SO | BB | IBB | HBP | BLK | WP | HR | S | P | ERA | WHIP |
|---|---|---|---|---|---|---|---|---|---|---|---|---|---|---|---|---|---|---|
| 57 Vidal Nuño, L<br>ERA: 5.42 | (1, 1) | 5.0 | L | 24 | 8 | 4 | 3 | 5 | 1 | 1 | 1 | 0 | 0 | 0 | 56 | 89 | 5.40 | 1.800 |
| 27 Shawn Kelley, R<br>ERA: 4.63 | (6, 1) | 1.0 | | 4 | 1 | 1 | 1 | 2 | 0 | 0 | 0 | 0 | 0 | 1 | 12 | 19 | 9.00 | 1.000 |
| 43 Adam Warren, R<br>ERA: 2.62 | (7, 1) | 1.1 | | 7 | 2 | 0 | 0 | 1 | 1 | 0 | 0 | 0 | 0 | 0 | 17 | 29 | 0.00 | 2.250 |
| 55 David Huff, L<br>ERA: 4.73 | (8, 1) | 1.2 | | 7 | 0 | 1 | 0 | 1 | 1 | 1 | 0 | 0 | 0 | 0 | 16 | 29 | 0.00 | 0.600 |

| PITCHER | IP | WLS | BF | H | R | ER | SO | BB | IBB | HBP | BLK | WP | HR | S | P | ERA | WHIP |
|---|---|---|---|---|---|---|---|---|---|---|---|---|---|---|---|---|---|

WP: 0 PA: 43
PB: 1
SB: 0
CS: 1

# Tampa Bay Rays @ New York Yankees

Yankee Stadium, Bronx, NY

Wed Jul 02 2014, 1:10 PM - 4:41 PM EDT

Att. 42,343 - Sunny - 89 F

BOTTOM

livebaseballscorecards.com

| Batter | 1 | 2 | 3 | 4 | 5 | 6 | 7 | 8 | 9 | AB | R | H | RBI | BB | SO | LOB |
|---|---|---|---|---|---|---|---|---|---|---|---|---|---|---|---|---|
| 11 Brett Gardner, L (1, 7)<br>OBP: 0.359, SLG: 0.434 | B FF 90<br>F FF 91<br>B FF 90<br>B FF 90<br>F SI 90<br>F FF 92<br>X SI 92<br>3-2<br>HR | | C FF 90<br>B FS 85<br>B CU 71<br>B FF 92<br>X SI 91<br>3-1 ①<br>F8 | C CU 69<br>B CU 70<br>C CU 72<br>D FS 86<br>X FS 84<br>2-2<br>1-3<br>2-H<br>1B | | | C SL 82<br>B FF 90<br>X SL 84<br>1-1<br>2<br>FC5-4<br>1B | | B FF 93<br>C FF 92<br>C CH 82<br>S FF 94<br>1-3 ①<br>K | 5 | 1 | 3 | 2 | 0 | 1 | 0 |
| 2 Derek Jeter, R (1, 6)<br>OBP: 0.325, SLG: 0.329 | S FF 90<br>B SI 90<br>F FF 90<br>F FF 92<br>F FC 86<br>B FC 88<br>X FF 91<br>2-2 ①<br>F9 | | C FF 92<br>B FF 91<br>B FF 91<br>C FF 90<br>X FF 90<br>2-2 ②<br>F8 | B FF 90<br>X FF 89<br>1-0 ③<br>F8 | | | 1 SAFE<br>X FF 91<br>0-0 ①<br>FC5-4<br>34<br>BB<br>1-2f | | L FF 94<br>F FF 94<br>F FF 95<br>S FF 93<br>0-3 ②<br>K | 5 | 0 | 0 | 0 | 0 | 1 | 3 |
| 34 Brian McCann, L (1, 2)<br>OBP: 0.285, SLG: 0.373 | C FF 92<br>X FS 86<br>0-1<br>36<br>1B<br>1B | | B CU 70<br>C CU 69<br>X SI 90<br>1-1<br>HR | | B FS 83<br>X FS 82<br>1-0 ①<br>F8 | | C SI 94<br>B FF 94<br>B FF 93<br>B CH 84<br>B CH 84<br>4-1<br>1-2<br>BB | | B FF 94<br>B FF 93<br>C FF 92<br>B CH 81<br>F CH 82<br>F FF 94<br>X FF 93<br>3-2 ③<br>L4 | 4 | 1 | 2 | 1 | 1 | 0 | 0 |
| 36 Carlos Beltrán, S (1, 10)<br>OBP: 0.277, SLG: 0.406 | C SI 91<br>X SI 91<br>0-1<br>1-2<br>1B | | C FF 91<br>B FF 92<br>C SI 91<br>B FS 86<br>X SI 91<br>2-2<br>1B | | F FF 91<br>B FS 83<br>X FS 83<br>1-1 ②<br>F9 | | C CH 84<br>B CH 83<br>C CH 84<br>S CH 85<br>1-3 ②<br>K | | | 4 | 0 | 2 | 0 | 0 | 1 | 2 |
| 33 Kelly Johnson, L (1, 3)<br>OBP: 0.297, SLG: 0.388 | X SI 92<br>0-0 ②<br>F8 | | B FS 84<br>C CU 70<br>F FF 91<br>1 SAFE<br>F FS 86<br>S FS 85<br>1-3 ③<br>K | | C CU 70<br>F FF 91<br>S FS 83<br>0-3 ③<br>K | | B CH 85<br>C CH 83<br>C CH 84<br>D CH 86<br>S CH 83<br>2-3 ③<br>K | | | 4 | 0 | 0 | 0 | 0 | 3 | 5 |
| 12 Alfonso Soriano, R (1, 9)<br>OBP: 0.248, SLG: 0.374 | F CU 71<br>F FC 86<br>B FC 85<br>F FS 84<br>B FC 85<br>B FF 92<br>S FS 85<br>3-3 ③<br>K | | | S CU 69<br>X SL 78<br>0-1<br>31<br>BB<br>11<br>1B<br>1B | S FF 89<br>B FS 85<br>X FF 92<br>1-1 ①<br>F9 | | | C CU 78<br>B FF 91<br>F CU 78<br>S FF 91<br>1-3 ①<br>K | | 4 | 1 | 1 | 0 | 0 | 2 | 2 |
| 31 Ichiro Suzuki, L (1, 8)<br>OBP: 0.345, SLG: 0.323 | | C CU 68<br>X CU 70<br>0-1 ①<br>G4-3 | | B SI 90<br>B SI 90<br>1 SAFE<br>C FF 89<br>B FS 87<br>F FF 90<br>1 SAFE<br>F FF 90<br>B FS 83<br>4-2<br>11<br>1B<br>1-2<br>BB | | X CU 69<br>0-0 ②<br>L3 | | B CU 78<br>X CU 79<br>1-0 ②<br>G6-3 | | 3 | 0 | 0 | 0 | 1 | 0 | 0 |
| 14 Brian Roberts, S (1, 4)<br>OBP: 0.309, SLG: 0.355 | | F FF 90<br>B FF 90<br>B FF 91<br>B FS 85<br>F FF 91<br>F FF 92<br>X FF 92<br>3-2 ②<br>P3 | | C CU 71<br>T FS 85<br>X FS 84<br>0-2 ①<br>L9 | | B FF 92<br>B FF 91<br>C FF 91<br>F FF 91<br>B SI 92<br>X FF 90<br>3-2<br>1B | | C CU 78<br>B FS 82<br>S FS 83<br>F FF 92<br>X FS 83<br>1-2<br>2B | | 4 | 0 | 2 | 0 | 0 | 0 | 2 |
| 26 Yangervis Solarte, S (1, 5)<br>OBP: 0.343, SLG: 0.393 | | C SI 91<br>B FF 91<br>F FF 92<br>S SI 91<br>1-3 ③<br>K | | D FS 84<br>X FF 92<br>1-0 ②<br>F4 | | B FF 91<br>B FF 92<br>F FF 92<br>X FF 91<br>2-1 ③<br>L7 | | B CU 80<br>B CU 78<br>C CU 78<br>F FS 84<br>B FF 92<br>S FS 84<br>3-3 ③<br>K | | 4 | 0 | 0 | 0 | 0 | 2 | 4 |

| Inning Stats | 1 | 2 | 3 | 4 | 5 | 6 | 7 | 8 | 9 |
|---|---|---|---|---|---|---|---|---|---|
| | R: 1<br>E: 0<br>K: 1<br>S: 18<br>H: 3<br>LOB: 2<br>BB: 0<br>P: 26 | R: 0<br>E: 0<br>K: 1<br>S: 9<br>H: 0<br>LOB: 0<br>BB: 0<br>P: 13 | R: 1<br>E: 0<br>K: 1<br>S: 14<br>H: 2<br>LOB: 1<br>BB: 0<br>P: 23 | R: 1<br>E: 0<br>K: 0<br>S: 13<br>H: 2<br>LOB: 2<br>BB: 1<br>P: 21 | R: 0<br>E: 0<br>K: 1<br>S: 6<br>H: 0<br>LOB: 0<br>BB: 0<br>P: 8 | R: 0<br>E: 0<br>K: 0<br>S: 8<br>H: 1<br>LOB: 1<br>BB: 0<br>P: 14 | R: 0<br>E: 0<br>K: 2<br>S: 10<br>H: 1<br>LOB: 2<br>BB: 1<br>P: 18 | R: 0<br>E: 0<br>K: 2<br>S: 11<br>H: 1<br>LOB: 1<br>BB: 0<br>P: 17 | R: 0<br>E: 0<br>K: 2<br>S: 11<br>H: 0<br>LOB: 0<br>BB: 0<br>P: 15 |

| | AB | 37 |
|---|---|---|
| | R | 3 |
| | H | 10 |
| | RBI | 3 |
| | BB | 2 |
| | SO | 10 |
| | LOB | 18 |

1B: 7 SF: 0 WP: 0 PA: 39
2B: 1 SAC: 0 PB: 0
3B: 0 DP: 0 SB: 0
HR: 2 HBP: 0 CS: 0

| PITCHER | | IP | WLS | BF | H | R | ER | SO | BB | IBB | HBP | BLK | WP | HR | S | P | ERA | WHIP |
|---|---|---|---|---|---|---|---|---|---|---|---|---|---|---|---|---|---|---|
| 23 Jake Odorizzi, R<br>ERA: 4.18 | (1, 1) | 5.2 | W | 26 | 8 | 3 | 3 | 4 | 1 | 0 | 0 | 0 | 0 | 2 | 66 | 101 | 4.76 | 1.588 |
| 27 Cesár Ramos, L<br>ERA: 4.11 | (6, 1) | 0.1 | H | 2 | 1 | 0 | 0 | 0 | 0 | 0 | 0 | 0 | 0 | 0 | 4 | 7 | 0.00 | 3.000 |
| 46 Juan Carlos Oviedo, R<br>ERA: 2.48 | (7, 1) | 1.0 | H | 4 | 0 | 0 | 0 | 2 | 1 | 0 | 0 | 0 | 0 | 0 | 8 | 15 | 0.00 | 1.000 |
| 62 Joel Peralta, R<br>ERA: 4.0 | (8, 1) | 1.0 | H | 4 | 1 | 0 | 0 | 2 | 0 | 0 | 0 | 0 | 0 | 0 | 11 | 17 | 0.00 | 1.000 |
| 26 Brad Boxberger, R<br>ERA: 2.87 | (9, 1) | 1.0 | S | 3 | 0 | 0 | 0 | 2 | 0 | 0 | 0 | 0 | 0 | 0 | 11 | 15 | 0.00 | 0.000 |

| PITCHER | IP | WLS | BF | H | R | ER | SO | BB | IBB | HBP | BLK | WP | HR | S | P | ERA | WHIP |
|---|---|---|---|---|---|---|---|---|---|---|---|---|---|---|---|---|---|

# Tampa Bay Rays @ Detroit Tigers

Comerica Park, Detroit, MI

Thu Jul 03 2014, 7:08 PM - 9:50 PM EDT

Att. 33,908 - Partly Cloudy - 72 F

livebaseballscorecards.com

| Batter | 1 | 2 | 3 | 4 | 5 | 6 | 7 | 8 | 9 | AB | R | H | RBI | BB | SO | LOB |
|---|---|---|---|---|---|---|---|---|---|---|---|---|---|---|---|---|
| 8 Desmond Jennings, R (1, 8)<br>OBP: 0.334, SLG: 0.379 | X FF 90<br>0-0<br>18 F8<br>3 SF9<br>2B | | S SL 85<br>C FF 94<br>B CU 78<br>F FF 95<br>B CH 85<br>F CH 85<br>F FF 95<br>X CU 78<br>2-2 ②<br>L5 | | | B FF 93<br>C SL 85<br>S SL 84<br>S SL 86<br>1-3 ①<br>K | | | C SI 93<br>B SI 92<br>B SI 91<br>B SI 94<br>F SI 92<br>C SI 92<br>3-3 ①<br>K | 4 | 1 | 1 | 0 | 0 | 2 | 0 |
| 18 Ben Zobrist, S (1, 6)<br>OBP: 0.336, SLG: 0.394 | X FF 93<br>0-0 ①<br>F8<br>2-3 | | C FF 92<br>B CU 76<br>F CH 84<br>X FF 94<br>1-2 ③<br>L6 | | | B FF 92<br>C FF 93<br>F FF 94<br>X CU 78<br>1-2 ②<br>P6 | | | C SI 93<br>C SL 85<br>B SI 95<br>X SL 86<br>1-2 ②<br>F8 | 4 | 0 | 0 | 0 | 0 | 0 | 1 |
| 20 Matt Joyce, L (1, 7)<br>OBP: 0.352, SLG: 0.423 | D CU 77<br>C FF 94<br>B CU 80<br>S CH 85<br>D CU 79<br>B FF 96<br>4-2<br>3 SF9<br>BB | | | F FF 92<br>B CU 77<br>C FF 93<br>B FF 94<br>X CH 85<br>2-2 ①<br>G3 | | B CH 83<br>C CH 84<br>C CH 84<br>B FF 95<br>B CU 80<br>C FF 95<br>3-3 ③<br>K | | | C SI 92<br>F SL 86<br>X SI 94<br>0-2 ③<br>F7 | 3 | 0 | 0 | 0 | 1 | 1 | 0 |
| 3 Evan Longoria, R (1, 5)<br>OBP: 0.331, SLG: 0.390 | C SL 84<br>X FF 93<br>0-1 ②<br>SF9<br>1-2<br>3-H | | | F SL 85<br>F FF 94<br>X CH 84<br>0-2 ②<br>G5-3 | | | B FF 91<br>X FF 92<br>1-0 ①<br>G6-3 | | | 2 | 0 | 0 | 1 | 0 | 0 | 0 |
| 21 James Loney, L (1, 3)<br>OBP: 0.332, SLG: 0.385 | S CH 85<br>F FF 94<br>D CH 84<br>B CH 84<br>X CH 87<br>2-2 ③<br>G3-1 | | | X CH 82<br>0-0<br>1B | | | C FF 92<br>C CU 76<br>X FF 95<br>0-2 ②<br>G5-3 | | | 3 | 0 | 1 | 0 | 0 | 0 | 1 |
| 30 Vince Belnome, L (1, 10) | | C FF 92<br>B FF 91<br>T FF 93<br>B FF 93<br>S CH 84<br>2-3 ①<br>K | | B CH 83<br>T FF 94<br>B FF 94<br>S FF 95<br>C FF 96<br>2-3 ③<br>K | | | B FF 92<br>F CH 83<br>B CU 77<br>X CH 83<br>2-1 ③<br>F9 | | | 3 | 0 | 0 | 0 | 0 | 2 | 1 |
| 39 Kevin Kiermaier, L (1, 9)<br>OBP: 0.331, SLG: 0.556 | | X FF 92<br>0-0 ②<br>F7 | | | C CU 75<br>B CU 76<br>C FF 93<br>B CH 82<br>B CH 87<br>S FF 93<br>3-3 ①<br>K | | | C CH 82<br>B FF 94<br>X FF 93<br>1-1 ①<br>F8 | | 3 | 0 | 0 | 0 | 0 | 1 | 0 |
| 24 Ryan Hanigan, R (1, 2)<br>OBP: 0.311, SLG: 0.344 | | X FF 92<br>0-0 ③<br>F9 | | | C FF 93<br>C SL 85<br>F SL 82<br>X FF 94<br>0-2 ②<br>L9 | | | B SL 82<br>C SL 84<br>B CH 83<br>S FF 93<br>F SL 86<br>F FF 95<br>F FF 94<br>F CH 84<br>F SL 86<br>2-3 ②<br>K | | 3 | 0 | 0 | 0 | 0 | 1 | 0 |
| 35 Cole Figueroa, L (1, 4)<br>OBP: 0.150, SLG: 0.200 | | | C FF 91<br>F FF 93<br>B FF 94<br>X CU 79<br>1-2 ①<br>F7 | | X FF 92<br>0-0 ③<br>F8 | | | C FF 93<br>F CH 85<br>F CH 79<br>F FF 96<br>B SL 83<br>S CH 84<br>1-3 ③<br>K | | 3 | 0 | 0 | 0 | 0 | 1 | 0 |

| Inning Stats | 1 | 2 | 3 | 4 | 5 | 6 | 7 | 8 | 9 |
|---|---|---|---|---|---|---|---|---|---|
| | R: 1<br>E: 0<br>K: 0<br>S: 9 | R: 0<br>E: 0<br>K: 1<br>S: 5 | R: 0<br>E: 0<br>K: 0<br>S: 12 | R: 0<br>E: 0<br>K: 1<br>S: 10 | R: 0<br>E: 0<br>K: 1<br>S: 8 | R: 0<br>E: 0<br>K: 2<br>S: 9 | R: 0<br>E: 0<br>K: 0<br>S: 6 | R: 0<br>E: 0<br>K: 2<br>S: 16 | R: 0<br>E: 0<br>K: 1<br>S: 9 |
| | H: 1<br>LOB: 1<br>BB: 1<br>P: 15 | H: 0<br>LOB: 0<br>BB: 0<br>P: 7 | H: 0<br>LOB: 0<br>BB: 0<br>P: 16 | H: 1<br>LOB: 1<br>BB: 0<br>P: 14 | H: 0<br>LOB: 0<br>BB: 0<br>P: 11 | H: 0<br>LOB: 0<br>BB: 0<br>P: 14 | H: 0<br>LOB: 0<br>BB: 0<br>P: 9 | H: 0<br>LOB: 0<br>BB: 0<br>P: 20 | H: 0<br>LOB: 0<br>BB: 0<br>P: 13 |

| 1B: 1 | SF: 1 | WP: 0 | PA: 30 |
|---|---|---|---|
| 2B: 1 | SAC: 0 | PB: 0 | |
| 3B: 0 | DP: 0 | SB: 0 | |
| HR: 0 | HBP: 0 | CS: 0 | |

| | AB | 28 |
|---|---|---|
| | R | 1 |
| | H | 2 |
| | RBI | 1 |
| | BB | 1 |
| | SO | 8 |
| | LOB | 3 |

| PITCHER | IP | WLS | BF | H | R | ER | SO | BB | IBB | HBP | BLK | WP | HR | S | P | ERA | WHIP |
|---|---|---|---|---|---|---|---|---|---|---|---|---|---|---|---|---|---|
| 37 Max Scherzer, R (1, 1)<br>ERA: 3.47 | 8.0 | W | 27 | 2 | 1 | 1 | 7 | 1 | 0 | 0 | 0 | 0 | 0 | 75 | 106 | 1.12 | 0.375 |
| 55 Chad Smith, R (9, 1)<br>ERA: 5.68 | 1.0 | | 3 | 0 | 0 | 0 | 1 | 0 | 0 | 0 | 0 | 0 | 0 | 9 | 13 | 0.00 | 0.000 |

| PITCHER | IP | WLS | BF | H | R | ER | SO | BB | IBB | HBP | BLK | WP | HR | S | P | ERA | WHIP |
|---|---|---|---|---|---|---|---|---|---|---|---|---|---|---|---|---|---|

# Tampa Bay Rays @ Detroit Tigers

Comerica Park, Detroit, MI

Thu Jul 03 2014, 7:08 PM - 9:50 PM EDT

Att. 33,908 - Partly Cloudy - 72 F

livebaseballscorecards.com

## BOTTOM

| Batter | 1 | 2 | 3 | 4 | 5 | 6 | 7 | 8 | 9 | AB | R | H | RBI | BB | SO | LOB |
|---|---|---|---|---|---|---|---|---|---|---|---|---|---|---|---|---|
| 14 Austin Jackson, R (1, 8) OBP: 0.311, SLG: 0.358 | C FS 84<br>C FS 77<br>X CU 68<br>0-2<br>3<br>HR<br>1B | B FF 88<br>B CH 73<br>C FF 85<br>C FC 87<br>X CH 72<br>2-2<br>3<br>G5-4-3<br>1B | C FF 90<br>X FF 90<br>0-1 ③<br>FC6-4<br>1-2f | | C FF 88<br>B FF 89<br>B FF 88<br>S CH 85<br>X CH 85<br>2-2 ③<br>G5-3 | | | B SL 83<br>C FF 92<br>B SL 85<br>X FF 91<br>2-1 ①<br>F9 | | 5 | 1 | 2 | 0 | 0 | 0 | 1 |
| 3 Ian Kinsler, R (1, 4) OBP: 0.342, SLG: 0.487 | D FS 76<br>B FS 76<br>B FF 87<br>C FF 85<br>X FS 77<br>3-1<br>1-H<br>HR | B FF 89<br>C FF 88<br>X FC 85<br>1-1 ①②<br>G5-4-3<br>1-2f | | F FF 87<br>B CH 82<br>X CH 84<br>1-1 ①<br>G5-3 | | S CH 82<br>B FF 88<br>B CH 82<br>B FF 88<br>F CH 83<br>F CU 68<br>C FF 89<br>3-3 ①<br>K | | B SL 83<br>B FF 92<br>C FF 92<br>C FF 92<br>B SL 84<br>C FF 92<br>3-3 ②<br>K | | 5 | 1 | 1 | 2 | 0 | 2 | 1 |
| 24 Miguel Cabrera, R (1, 3) OBP: 0.374, SLG: 0.551 | B FS 79<br>F SI 86<br>B FS 77<br>F SI 85<br>B SI 88<br>B FS 79<br>4-2<br>41<br>HR<br>BB | X FF 89<br>0-0<br>28<br>1B<br>2B | | B CH 84<br>X FF 90<br>1-0<br>28<br>48<br>1B<br>1B | | X FF 89<br>0-0<br>41<br>1B<br>28<br>FC5-4<br>2B | | C FF 92<br>B SL 84<br>B SL 85<br>C FF 92<br>X SL 84<br>2-2 ③<br>F8 | | 4 | 4 | 3 | 0 | 1 | 0 | 0 |
| 41 Victor Martinez, S (1, 10) OBP: 0.389, SLG: 0.600 | B FS 81<br>F SI 89<br>X FF 88<br>1-1<br>1-H<br>HR | B SI 84<br>D CU 71<br>C FF 88<br>B CU 71<br>B CU 71<br>4-1<br>28<br>1B<br>BB | | B FF 90<br>F FF 90<br>X FF 89<br>1-1 ②<br>F9 | | F CU 68<br>X FF 88<br>0-1<br>28<br>FC5-4<br>2-3<br>1B | | | | 3 | 1 | 2 | 2 | 1 | 0 | 1 |
| 28 J.D. Martinez, R (1, 7) OBP: 0.355, SLG: 0.614 | C FF 86<br>B CU 70<br>X FS 80<br>1-1<br>F9 ① | C CH 73<br>C FF 88<br>B FF 88<br>F FF 89<br>X CU 70<br>1-2<br>1-2<br>2-H<br>1B | | F FF 90<br>B FF 89<br>F FF 90<br>B FF 90<br>X FF 91<br>2-2<br>48<br>1B<br>1-2<br>1B | | S CH 85<br>B FF 93<br>S SL 85<br>B SL 82<br>F SL 85<br>F FF 94<br>X SL 85<br>2-2 ②<br>FC5-4<br>1-2f<br>3-H | | | | 4 | 0 | 2 | 2 | 0 | 0 | 1 |
| 48 Torii Hunter, R (1, 9) OBP: 0.284, SLG: 0.426 | C SI 87<br>X CU 68<br>0-1<br>HR | S FC 88<br>X FF 88<br>0-1 ③<br>L9 | | D CH 83<br>F CH 83<br>X FF 89<br>1-1<br>1-3<br>2-H<br>1B | | B SL 86<br>B SL 86<br>C FF 93<br>B SL 86<br>F FF 94<br>X SL 86<br>3-2 ③<br>F8 | | | | 4 | 1 | 2 | 2 | 0 | 0 | 3 |
| 9 Nick Castellanos, R (1, 5) OBP: 0.317, SLG: 0.413 | F SI 87<br>X CU 73<br>0-1<br>1B | B FF 88<br>F FF 88<br>X FF 90<br>1-1 ①<br>F9 | | B FF 88<br>C FF 88<br>S CH 84<br>S SL 84<br>1-3 ③<br>K | | | S SL 84<br>B FF 93<br>F SL 85<br>B FF 93<br>X FF 93<br>2-2<br>30<br>G6-4-3<br>1B | | | 4 | 0 | 2 | 0 | 0 | 1 | 2 |
| 13 Alex Avila, L (1, 2) OBP: 0.345, SLG: 0.370 | B FF 86<br>B FF 88<br>B FS 83<br>C FF 85<br>X FC 84<br>3-1 ②<br>F9 | | C SL 82<br>C SL 81<br>B SL 83<br>X FF 90<br>1-2<br>14<br>FC6-4<br>1B | | C CU 68<br>B SL 81<br>X SL 81<br>1-1 ①<br>G4-3 | | C FF 93<br>F FF 92<br>S FF 92<br>0-3 ①<br>K | | | 4 | 0 | 1 | 0 | 0 | 1 | 2 |
| 30 Eugenio Suárez, R (1, 6) OBP: 0.357, SLG: 0.467 | B CU 73<br>C FS 82<br>X SI 88<br>1-1 ③<br>F9 | | X FF 90<br>0-0 ②<br>F7 | | C CU 69<br>B CU 68<br>F FF 89<br>B CU 68<br>C FF 89<br>2-3 ②<br>K | | B SL 85<br>C SL 84<br>X FF 92<br>1-1 ②③<br>G6-4-3<br>1-2f | | | 4 | 0 | 0 | 0 | 0 | 1 | 3 |
| Inning Stats | R: 5 H: 5<br>E: 0 LOB: 1<br>K: 0 BB: 1<br>S: 19 P: 32 | R: 1 H: 3<br>E: 0 LOB: 2<br>K: 0 BB: 1<br>S: 13 P: 21 | R: 0 H: 1<br>E: 0 LOB: 1<br>K: 0 BB: 0<br>S: 8 P: 10 | R: 1 H: 3<br>E: 0 LOB: 2<br>K: 1 BB: 0<br>S: 13 P: 20 | R: 0 H: 0<br>E: 0 LOB: 0<br>K: 1 BB: 0<br>S: 8 P: 13 | R: 1 H: 2<br>E: 0 LOB: 1<br>K: 1 BB: 0<br>S: 15 P: 23 | R: 0 H: 1<br>E: 0 LOB: 0<br>K: 1 BB: 0<br>S: 8 P: 11 | R: 0 H: 0<br>E: 0 LOB: 0<br>K: 1 BB: 0<br>S: 8 P: 15 | | 1B: 10 SF: 0<br>2B: 2 SAC: 0<br>3B: 0 DP: 2<br>HR: 3 HBP: 0 | | | | | | |

| | AB | 37 |
|---|---|---|
| | R | 8 |
| | H | 15 |
| | RBI | 8 |
| | BB | 2 |
| | SO | 5 |
| | LOB | 14 |

WP: 0 PA: 39
PB: 0
SB: 0
CS: 0

| PITCHER | | IP | WLS | BF | H | R | ER | SO | BB | IBB | HBP | BLK | WP | HR | S | P | ERA | WHIP |
|---|---|---|---|---|---|---|---|---|---|---|---|---|---|---|---|---|---|---|
| 40 Erik Bedard, L<br>ERA: 4.82 | (1, 1) | 2.0 | L | 15 | 8 | 6 | 6 | 0 | 2 | 0 | 0 | 0 | 0 | 3 | 32 | 53 | 27.00 | 5.000 |
| 27 Cesár Ramos, L<br>ERA: 4.18 | (3, 1) | 3.1 | | 16 | 6 | 2 | 2 | 3 | 0 | 0 | 0 | 0 | 0 | 0 | 36 | 53 | 5.40 | 1.800 |
| 49 Kirby Yates, R<br>ERA: 2.19 | (6, 1) | 2.2 | | 8 | 1 | 0 | 0 | 2 | 0 | 0 | 0 | 0 | 0 | 0 | 24 | 39 | 0.00 | 0.375 |

| PITCHER | IP | WLS | BF | H | R | ER | SO | BB | IBB | HBP | BLK | WP | HR | S | P | ERA | WHIP |
|---|---|---|---|---|---|---|---|---|---|---|---|---|---|---|---|---|---|

| Batter | 1 | 2 | 3 | 4 | 5 | 6 | 7 | 8 | 9 | AB | R | H | RBI | BB | SO | LOB |
|---|---|---|---|---|---|---|---|---|---|---|---|---|---|---|---|---|
| 8 Desmond Jennings, R (1, 8)<br>OBP: 0.338, SLG: 0.389 | C SI 87<br>L SI 89<br>B SI 90<br>X KC 77<br>1-2 ① G5-3 | | C CH 79<br>X CH 79<br>0-1 18 2B 2B | | F SI 89<br>X FC 84<br>0-1 18 2B 1B | | C SI 91<br>B SI 91<br>B SL 84<br>B SI 92<br>C FF 92<br>X SI 92<br>3-2 18 G3 5 G4-3 2B | B CH 79<br>X CH 79<br>1-0 ③ P4 | | 5 | 3 | 3 | 0 | 0 | 0 | 2 |
| 18 Ben Zobrist, S (1, 6)<br>OBP: 0.337, SLG: 0.401 | C SI 88<br>B CH 80<br>B CH 79<br>S SI 89<br>S SI 91<br>2-3 ② K | | B SI 89<br>F SI 90<br>X SI 90<br>1-1 2-H 2B | | 1 SAFE<br>1 SAFE<br>C KC 76<br>1 SAFE<br>1 SAFE<br>F SI 90<br>1 SAFE<br>X KC 77<br>0-2 1-H 2B | | X SI 92<br>0-0 ① G3 2-3 | | C SI 92<br>B SL 84<br>F SL 83<br>X SI 92<br>1-2 ① G5-3 | 5 | 0 | 2 | 2 | 0 | 1 | 1 |
| 5 Brandon Guyer, R (1, 7)<br>OBP: 0.311, SLG: 0.354 | C SI 89<br>B KC 76<br>F SI 90<br>F KC 78<br>F SI 91<br>F KC 78<br>B FC 84<br>F FC 83<br>X SI 91<br>2-2 ③ F9 | | B FC 83<br>B KC 76<br>S SI 91<br>S SI 90<br>F SI 92<br>F FC 84<br>X SI 90<br>2-2 ③ L6 | | X SI 90<br>0-0 ③ P4 | | X SI 93<br>0-0 ② G4-3 3-H | | X SL 85<br>0-0 ② G5-3 | 5 | 0 | 0 | 1 | 0 | 0 | 2 |
| 3 Evan Longoria, R (1, 5)<br>OBP: 0.339, SLG: 0.405 | | B SI 88<br>X SI 89<br>1-0 21 F8 2B | | B SI 87<br>B KC 75<br>C SI 88<br>X FC 82<br>2-1 HR | | H SI 91<br>1-0 11 BB 1 3B HBP | B SI 92<br>B FF 92<br>F FF 92<br>S SL 84<br>F SL 85<br>B SI 94<br>B SI 92<br>4-2 BB | | B FF 92<br>B FF 92<br>B SI 93<br>B SI 91<br>4-0 BB | 2 | 2 | 2 | 1 | 2 | 0 | 0 |
| 11 Logan Forsythe, R (1, 4)<br>OBP: 0.298, SLG: 0.337 | | C SI 90<br>F SI 91<br>C FC 84<br>0-3 ① K | | C SI 87<br>F SI 91<br>B KC 78<br>B KC 78<br>F SI 91<br>X KC 78<br>2-2 ① L6 | | F FC 83<br>B FC 82<br>B SI 90<br>B SI 88<br>B SI 89<br>4-1 1-2 1 3B BB | X SI 92<br>0-0 ③ F9 | | C FF 91<br>C SL 84<br>S SI 93<br>0-3 ③ K | 4 | 1 | 0 | 0 | 1 | 2 | 3 |
| 21 James Loney, L (1, 3)<br>OBP: 0.329, SLG: 0.380 | | C KC 77<br>X SI 90<br>0-1 ② F8 2-3 | | C SI 90<br>B SI 90<br>F FC 84<br>F KC 79<br>S FC 84<br>1-3 ② K | | B SI 89<br>B FC 84<br>X SI 89<br>2-0 ① F9 | | B FC 85<br>C FC 84<br>B FF 90<br>X FF 89<br>2-1 ① G3-1 | | 4 | 0 | 0 | 0 | 0 | 1 | 3 |
| 1 Sean Rodríguez, R (1, 10)<br>OBP: 0.267, SLG: 0.492 | | S KC 77<br>B KC 78<br>D CH 80<br>F KC 77<br>X FC 84<br>2-2 ③ G6-3 | | B SI 89<br>S KC 77<br>C SI 90<br>B SI 91<br>B KC 78<br>F SI 91<br>X KC 78<br>3-2 ③ F7 | | F FC 83<br>X KC 81<br>0-1 1-H 2-H 3B | | B FF 89<br>B CH 79<br>C FF 89<br>B FF 90<br>B FF 89<br>4-1 28 1B BB | | 3 | 0 | 1 | 2 | 1 | 0 | 1 |
| 28 José Molina, R (1, 2)<br>OBP: 0.210, SLG: 0.183 | | | C SI 88<br>C KC 75<br>F KC 76<br>B KC 76<br>X SI 90<br>1-2 ① L4 | | B SI 88<br>X SI 88<br>1-0 ① G6-3 | C SI 91<br>F SI 92<br>C SI 93<br>0-3 ② K | | F FF 89<br>1 SAFE<br>B FF 88<br>1 SAFE<br>C CH 79<br>X CU 77<br>1-2 1-2 1B | | 4 | 0 | 1 | 0 | 0 | 1 | 1 |
| 39 Kevin Kiermaier, L (1, 9)<br>OBP: 0.321, SLG: 0.539 | | | C SI 90<br>S SI 90<br>F SI 91<br>B FC 86<br>B FC 85<br>X FC 84<br>2-2 ② F8 | | F FC 82<br>S SI 90<br>B SI 92<br>B SI 91<br>B SI 91<br>F SI 91<br>F SI 89<br>X FC 84<br>3-2 ② F9 | B SI 93<br>C SI 92<br>B SI 94<br>X SI 93<br>2-1 ③ F7 | | B CU 76<br>F FC 84<br>B FF 90<br>M FC 84<br>C FC 86<br>2-3 ② K | | 4 | 0 | 0 | 0 | 0 | 1 | 3 |
| Inning Stats | R: 0 H: 0<br>E: 0 LOB: 0<br>K: 1 BB: 0<br>S: 13 P: 18 | R: 0 H: 1<br>E: 0 LOB: 1<br>K: 1 BB: 0<br>S: 9 P: 12 | R: 1 H: 2<br>E: 0 LOB: 1<br>K: 0 BB: 0<br>S: 17 P: 23 | R: 1 H: 1<br>E: 0 LOB: 0<br>K: 1 BB: 0<br>S: 14 P: 22 | R: 1 H: 2<br>E: 0 LOB: 1<br>K: 0 BB: 0<br>S: 12 P: 16 | R: 2 H: 1<br>E: 0 LOB: 1<br>K: 1 BB: 1<br>S: 9 P: 18 | R: 1 H: 1<br>E: 0 LOB: 1<br>K: 0 BB: 1<br>S: 9 P: 16 | R: 0 H: 1<br>E: 0 LOB: 2<br>K: 1 BB: 1<br>S: 10 P: 20 | R: 0 H: 0<br>E: 0 LOB: 1<br>K: 1 BB: 1<br>S: 7 P: 12 | 1B: 2 SF: 0<br>2B: 5 SAC: 0<br>3B: 1 DP: 0<br>HR: 1 HBP: 1 | | | | | | |

| PITCHER | | IP | WLS | BF | H | R | ER | SO | BB | IBB | HBP | BLK | WP | HR | S | P | ERA | WHIP |
|---|---|---|---|---|---|---|---|---|---|---|---|---|---|---|---|---|---|---|
| 33 Drew Smyly, L<br>ERA: 3.89 | (1, 1) | 5.1 | L | 25 | 7 | 5 | 5 | 3 | 1 | 0 | 1 | 0 | 0 | 1 | 69 | 102 | 8.44 | 1.500 |
| 55 Chad Smith, R<br>ERA: 5.63 | (6, 1) | 1.2 | | 7 | 1 | 1 | 1 | 1 | 1 | 0 | 0 | 0 | 0 | 0 | 14 | 23 | 5.40 | 1.200 |
| 65 Blaine Hardy, L<br>ERA: 2.38 | (8, 1) | 1.0 | | 5 | 1 | 0 | 0 | 1 | 1 | 0 | 0 | 0 | 0 | 0 | 10 | 20 | 0.00 | 2.000 |
| 63 Patrick McCoy, L<br>ERA: 2.08 | (9, 1) | 1.0 | | 4 | 0 | 0 | 0 | 1 | 1 | 0 | 0 | 0 | 0 | 0 | 7 | 12 | 0.00 | 1.000 |

| PITCHER | IP | WLS | BF | H | R | ER | SO | BB | IBB | HBP | BLK | WP | HR | S | P | ERA | WHIP |
|---|---|---|---|---|---|---|---|---|---|---|---|---|---|---|---|---|---|

# TOP

## Tampa Bay Rays @ Detroit Tigers

Comerica Park, Detroit, MI

Fri Jul 04 2014, 7:10 PM - 10:26 PM EDT

Att. 40,657 - Clear - 78 F

livebaseballscorecards.com

| | |
|---|---|
| AB | 36 |
| R | 6 |
| H | 9 |
| RBI | 6 |
| BB | 4 |
| SO | 6 |
| LOB | 16 |

# Tampa Bay Rays @ Detroit Tigers

Comerica Park, Detroit, MI

Fri Jul 04 2014, 7:10 PM - 10:26 PM EDT

Att. 40,657 - Clear - 78 F

## BOTTOM

| Batter | 1 | 2 | 3 | 4 | 5 | 6 | 7 | 8 | 9 | AB | R | H | RBI | BB | SO | LOB |
|---|---|---|---|---|---|---|---|---|---|---|---|---|---|---|---|---|
| 14 Austin Jackson, R (1, 8)<br>OBP: 0.307, SLG: 0.353 | B SI 91<br>F FF 92<br>B CH 86<br>C CH 86<br>S CH 87<br>2-3 ① **K** | | M KC 81<br>B KC 81<br>B CH 86<br>F SI 92<br>S CH 87<br>2-3 ② **K** | | C SI 92<br>B KC 80<br>F CH 86<br>C CH 85<br>1-3 ③ **K** | | C FF 92<br>C CH 81<br>S FF 95<br>0-3 ③ **K** | | | 4 | 0 | 0 | 0 | 0 | 4 | 0 |
| 3 Ian Kinsler, R (1, 4)<br>OBP: 0.343, SLG: 0.486 | B SI 92<br>C SI 92<br>B SI 92<br>S CH 88<br>X SI 92<br>2-2 24 G5-4-3 1B | | C SI 92<br>B SI 91<br>F CH 86<br>B CH 86<br>F CH 87<br>F KC 82<br>F FF 93<br>X CH 88<br>2-2 ③ F9 | | | H KC 80<br>1-0 24 E 41 1B HBP | | X CU 76<br>0-0 ① P3 | | 3 | 1 | 1 | 0 | 0 | 0 | 0 |
| 24 Miguel Cabrera, R (1, 3)<br>OBP: 0.373, SLG: 0.545 | B SI 92<br>C FF 92<br>1 SAFE<br>1 SAFE<br>X CH 87<br>1-1 ②③ G5-4-3<br>**1-2f** | | | S KC 82<br>S CH 87<br>B CH 88<br>X CH 88<br>1-2 ① G5-3 | | B SI 93<br>1 SAFE<br>C CH 88<br>1 SAFE<br>T CH 88<br>D CH 88<br>B SI 93<br>F CH 86<br>B CH 87<br>4-2 28 BB 41 1B 48 G6-4-3<br>**1-2** BB | | C FF 91<br>C FF 90<br>B FS 81<br>X FS 83<br>1-2 ② F8 | | 3 | 1 | 0 | 0 | 1 | 0 | 1 |
| 41 Victor Martinez, S (1, 10)<br>OBP: 0.391, SLG: 0.599<br>20 Rajai Davis, R (8, PH)<br>OBP: 0.323, SLG: 0.416<br>(9, 10) | | B KC 79<br>C KC 79<br>B CH 87<br>X KC 80<br>2-1 ① F8 | | C SI 92<br>H SI 91<br>1-1 28 2B 48 G5-3 HBP | | S KC 81<br>B CH 88<br>X CH 87<br>1-1 48 G6-4-3 28 BB<br>**1-2**<br>**2-H** 1B | | B CU 78<br>S FS 80<br>S FS 81<br>B FF 92<br>B FS 81<br>X FF 91<br>3-2 ③ P4 | | 2<br>1 | 1<br>0 | 1<br>0 | 1<br>0 | 0<br>0 | 0<br>0 | 0<br>0 |
| 28 J.D. Martinez, R (1, 7)<br>OBP: 0.365, SLG: 0.622 | | B SI 92<br>X KC 80<br>1-0 32 1B 1B | | C SI 91<br>X SI 91<br>0-1 **1-3** 2B | | D CH 88<br>B SI 92<br>B FF 92<br>F FF 92<br>B CH 87<br>4-1 48 G6-4-3<br>**1-2**<br>**2-3** BB | | | B FF 94<br>C FF 95<br>F FF 95<br>B FF 97<br>F FF 96<br>F FF 97<br>F FF 97<br>B CU 77<br>X FF 96<br>3-2 ① F9 | 3 | 0 | 2 | 0 | 1 | 0 | 0 |
| 48 Torii Hunter, R (1, 9)<br>OBP: 0.284, SLG: 0.428 | | 1 SAFE<br>B SI 92<br>1 SAFE<br>X SI 92<br>1-0 ② F8 | | S CH 87<br>B FF 92<br>F CH 87<br>B SI 92<br>X CH 87<br>2-2 ② G5-3<br>**3-H** | | C CH 78<br>F FF 94<br>F FF 92<br>B FF 94<br>X FF 95<br>1-2 ①② G6-4-3<br>**1-2f**<br>**2-3**<br>**3-H** | | | B FF 96<br>X FF 95<br>1-0 2B | 4 | 0 | 1 | 1 | 0 | 0 | 4 |
| 32 Don Kelly, L (1, 5)<br>OBP: 0.313, SLG: 0.292<br>9 Nick Castellanos, R (9, PH)<br>OBP: 0.316, SLG: 0.411 | | C SI 91<br>X CH 87<br>0-1<br>**1-2** 1B | | C KC 79<br>X CH 87<br>0-1 ③ G4-3 | | S CH 79<br>B FF 95<br>C FF 93<br>S FF 94<br>1-3 ③ **K** | | | X FF 94<br>0-0 ② G5-3 | 3<br>1 | 0<br>0 | 1<br>0 | 0<br>0 | 0<br>0 | 1<br>0 | 2<br>1 |
| 13 Alex Avila, L (1, 2)<br>OBP: 0.339, SLG: 0.363 | | F SI 91<br>X CH 87<br>0-1 ③ G3 | | | C KC 79<br>B KC 80<br>X CH 86<br>1-1 ① G3-1 | | B FF 90<br>B CH 79<br>T FF 91<br>B FF 94<br>F FF 92<br>X CH 81<br>3-2 ① F9 | | B FF 94<br>C FF 94<br>B FF 96<br>S SI 94<br>B FF 97<br>X FF 96<br>3-2 ③ G6-3 | 4 | 0 | 0 | 0 | 0 | 0 | 3 |
| 30 Eugenio Suárez, R (1, 6)<br>OBP: 0.345, SLG: 0.449 | | | C FF 92<br>B SI 92<br>S CH 86<br>B SI 92<br>B CH 86<br>S SI 92<br>3-3 ① **K** | | C SI 91<br>S CH 86<br>F SI 92<br>S CH 85<br>0-3 ② **K** | | B FF 92<br>B FF 92<br>F FF 92<br>C CH 81<br>T FF 94<br>2-2 ② **K** | | | 3 | 0 | 0 | 0 | 0 | 3 | 0 |
| Inning Stats | R: 0<br>E: 0<br>K: 1<br>S: 8<br>H: 1<br>LOB: 0<br>BB: 0<br>P: 13 | R: 0<br>E: 0<br>K: 0<br>S: 8<br>H: 2<br>LOB: 2<br>BB: 0<br>P: 12 | R: 0<br>E: 0<br>K: 2<br>S: 12<br>H: 0<br>LOB: 0<br>BB: 0<br>P: 19 | R: 1<br>E: 0<br>K: 0<br>S: 11<br>H: 1<br>LOB: 1<br>BB: 0<br>P: 15 | R: 0<br>E: 0<br>K: 2<br>S: 9<br>H: 0<br>LOB: 0<br>BB: 0<br>P: 11 | R: 2<br>E: 1<br>K: 1<br>S: 13<br>H: 1<br>LOB: 1<br>BB: 2<br>P: 25 | R: 0<br>E: 0<br>K: 2<br>S: 9<br>H: 0<br>LOB: 0<br>BB: 0<br>P: 14 | R: 0<br>E: 0<br>K: 0<br>S: 7<br>H: 0<br>LOB: 0<br>BB: 0<br>P: 11 | R: 0<br>E: 0<br>K: 0<br>S: 11<br>H: 1<br>LOB: 1<br>BB: 0<br>P: 18 | 1B: 4<br>2B: 2<br>3B: 0<br>HR: 0<br>SF: 0<br>SAC: 0<br>DP: 2<br>HBP: 2 | | | | | | |

livebaseballscorecards.com

| | |
|---|---|
| AB | 31 |
| R | 3 |
| H | 6 |
| RBI | 2 |
| BB | 2 |
| SO | 8 |
| LOB | 11 |

WP: 0 PB: 0 SB: 0 CS: 0 PA: 35

| PITCHER | | IP | WLS | BF | H | R | ER | SO | BB | IBB | HBP | BLK | WP | HR | S | P | ERA | WHIP |
|---|---|---|---|---|---|---|---|---|---|---|---|---|---|---|---|---|---|---|
| 53 Alex Cobb, R<br>ERA: 4.28 | (1, 1) | 5.0 | W | 23 | 5 | 3 | 3 | 5 | 2 | 0 | 2 | 0 | 0 | 0 | 54 | 86 | 5.40 | 1.400 |
| 26 Brad Boxberger, R<br>ERA: 2.7 | (6, 1) | 2.0 | H | 5 | 0 | 0 | 0 | 3 | 0 | 0 | 0 | 0 | 0 | 0 | 16 | 23 | 0.00 | 0.000 |
| 62 Joel Peralta, R<br>ERA: 3.89 | (8, 1) | 1.0 | H | 3 | 0 | 0 | 0 | 0 | 0 | 0 | 0 | 0 | 0 | 0 | 7 | 11 | 0.00 | 0.000 |
| 57 Jake McGee, L<br>ERA: 1.17 | (9, 1) | 1.0 | S | 4 | 1 | 0 | 0 | 0 | 0 | 0 | 0 | 0 | 0 | 0 | 11 | 18 | 0.00 | 1.000 |

| PITCHER | IP | WLS | BF | H | R | ER | SO | BB | IBB | HBP | BLK | WP | HR | S | P | ERA | WHIP |
|---|---|---|---|---|---|---|---|---|---|---|---|---|---|---|---|---|---|

# Tampa Bay Rays @ Detroit Tigers

Comerica Park, Detroit, MI

Sat Jul 05 2014, 4:10 PM - 7:13 PM EDT

Att. 38,087 - Partly Cloudy - 79 F

TOP

livebaseballscorecards.com

| Batter | 1 | 2 | 3 | 4 | 5 | 6 | 7 | 8 | 9 | AB | R | H | RBI | BB | SO | LOB |
|---|---|---|---|---|---|---|---|---|---|---|---|---|---|---|---|---|
| 8 Desmond Jennings, R (1, 8)<br>OBP: 0.336, SLG: 0.386 | F FF 90<br>C SL 86<br>B SL 87<br>B FF 94<br>B FS 88<br>X FS 88<br>3-2<br>F8 ① | | C SL 86<br>X FF 94<br>0-1<br>B1-3 ③ | | S SL 89<br>B FF 95<br>B SI 96<br>X CU 81<br>2-1<br>18<br>G6-3<br>3-H<br>1B | S CH 83<br>C SI 94<br>X CH 83<br>0-2<br>G6-3 ③ | | | B SI 91<br>C FF 90<br>F SI 90<br>X SI 91<br>1-2<br>G6-4-3 ① ②<br>1-2f | 5 | 0 | 1 | 1 | 0 | 0 | 3 |
| 18 Ben Zobrist, S (1, 6)<br>OBP: 0.338, SLG: 0.401 | C FF 92<br>F CU 80<br>B FF 93<br>X SL 88<br>1-2<br>F7 ② | | | C CU 78<br>S FS 86<br>B FS 85<br>F FF 94<br>B FS 87<br>X SL 88<br>2-2<br>G4-3 ① | B FS 86<br>F SL 86<br>1 SAFE<br>X SI 91<br>1-1<br>G6-3 ② ③<br>1-2f | | X SI 92<br>0-0<br>3<br>FC5-4<br>1B | | F FF 92<br>B SL 85<br>X FF 92<br>1-1<br>3<br>BB<br>1<br>1B<br>1B | 5 | 0 | 2 | 0 | 0 | 0 | 1 |
| 20 Matt Joyce, L (1, 10)<br>OBP: 0.351, SLG: 0.420<br>1 Sean Rodríguez, R (9, PH)<br>OBP: 0.272, SLG: 0.496<br>(9, 10) | B CU 78<br>X SI 93<br>1-0<br>G6-3 ③ | | | B CU 77<br>S FS 86<br>L SL 88<br>B CH 72<br>F SL 88<br>F CU 79<br>F SL 88<br>C SI 95<br>2-3<br>K ② | B FS 85<br>X SL 85<br>1-0<br>21<br>WP<br>3<br>1B<br>5<br>SF8<br>1B | D FF 91<br>B SI 91<br>F FF 94<br>F SL 78<br>C FF 94<br>2-3<br>K ① | | | F CH 78<br>C FC 86<br>X CH 78<br>0-2<br>3<br>BB<br>1-2<br>1B | 4<br>1 | 1<br>0 | 1<br>1 | 0<br>0 | 0<br>0 | 2<br>0 | 1<br>0 |
| 3 Evan Longoria, R (1, 5)<br>OBP: 0.343, SLG: 0.405 | | X FF 92<br>0-0<br>F8 ① | | B CU 80<br>B FF 94<br>B SL 86<br>B FC 92<br>4-0<br>21<br>S<br>BB | X FF 92<br>0-0<br>5<br>SF8<br>21<br>WP<br>11<br>1B<br>1-2<br>1B | B CH 83<br>X CH 84<br>1-0<br>FC5-4 ②<br>1-2f | | | D FC 85<br>B CH 78<br>B FF 89<br>B FF 88<br>4-0<br>1-2<br>2-3<br>BB | 3 | 1 | 1 | 0 | 2 | 0 | 1 |
| 21 James Loney, L (1, 3)<br>OBP: 0.327, SLG: 0.375 | | C FF 91<br>S SL 88<br>B SL 87<br>B SI 93<br>X FS 86<br>2-2<br>G4-3 ② | | F SI 93<br>1 SAFE<br>B CH 77<br>F FS 87<br>B SI 94<br>D SL 87<br>X SL 87<br>3-2<br>G3-1 ③<br>1-2 | | D FS 88<br>B FS 87<br>F FS 87<br>B SL 89<br>B SL 87<br>4-1<br>24<br>F9<br>11<br>1B<br>39<br>3B<br>1-2<br>2-3<br>BB | C SL 78<br>X SI 93<br>0-1<br>G3 ③ | | C FC 87<br>D CU 79<br>X CH 79<br>1-1<br>P3 ③ | 4 | 1 | 0 | 0 | 1 | 0 | 5 |
| 5 Brandon Guyer, R (1, 7)<br>OBP: 0.302, SLG: 0.345 | | C FC 92<br>F FF 93<br>B SL 88<br>F SI 94<br>X SL 88<br>1-2<br>F9 ③ | | | C SL 86<br>X SL 86<br>0-1<br>G1-3 ① | S FS 89<br>S FS 89<br>D FS 88<br>F FF 94<br>X SL 88<br>1-2<br>SF8 ①<br>2-3<br>3-H | | B FF 93<br>X FF 93<br>1-0<br>G5-3 ① | | 3 | 0 | 0 | 1 | 0 | 0 | 0 |
| 11 Logan Forsythe, R (1, 4)<br>OBP: 0.308, SLG: 0.361 | | | C FF 90<br>S SL 86<br>X SL 88<br>0-2<br>F9 ① | | X FF 92<br>0-0<br>HR | B FC 92<br>S FS 86<br>X FS 87<br>1-1<br>39<br>3B<br>1-2<br>3-H<br>1B | | C FF 94<br>B SL 86<br>B FF 94<br>C SL 82<br>B FF 95<br>F SL 84<br>B CU 78<br>4-2<br>24<br>G6-4-3<br>BB | | 3 | 2 | 2 | 2 | 1 | 0 | 0 |
| 24 Ryan Hanigan, R (1, 2)<br>OBP: 0.315, SLG: 0.340 | | | C FF 93<br>B CU 81<br>B SL 87<br>C SL 86<br>F FF 94<br>F FS 88<br>B FF 93<br>F FS 89<br>F SL 87<br>4-2<br>F SI 84<br>B SL 87<br>BB | | C FF 92<br>B FF 93<br>B FS 89<br>F FF 93<br>B CH 73<br>F SL 88<br>B CU 81<br>4-2<br>39<br>3B<br>BB | B SL 86<br>C FS 86<br>F FF 92<br>F FS 87<br>B CH 76<br>F FS 87<br>X FF 94<br>2-2<br>F9 ②<br>2-3 | | X FF 93<br>0-0<br>G6-4-3 ② ③<br>1-2f | | 2 | 1 | 0 | 0 | 2 | 0 | 3 |
| 39 Kevin Kiermaier, L (1, 9)<br>OBP: 0.333, SLG: 0.576 | | | S SL 87<br>B SI 94<br>1 SAFE<br>X FS 86<br>1-1<br>F8 ② | | B FS 87<br>X FS 88<br>1-0<br>8<br>1B<br>1-H<br>3B | C FF 94<br>X FF 94<br>0-1<br>1-H<br>3-H<br>3B | | | B SI 92<br>X SI 92<br>1-0<br>8<br>G6-4-3<br>1B | 4 | 1 | 3 | 3 | 0 | 0 | 1 |
| Inning Stats | R: 0<br>E: 0<br>K: 0<br>S: 7<br>H: 0<br>LOB: 0<br>BB: 0<br>P: 12 | R: 0<br>E: 0<br>K: 0<br>S: 8<br>H: 0<br>LOB: 0<br>BB: 0<br>P: 11 | R: 0<br>E: 0<br>K: 0<br>S: 14<br>H: 0<br>LOB: 1<br>BB: 1<br>P: 19 | R: 0<br>E: 0<br>K: 1<br>S: 13<br>H: 0<br>LOB: 1<br>BB: 1<br>P: 24 | R: 3<br>E: 0<br>K: 0<br>S: 11<br>H: 3<br>LOB: 0<br>BB: 1<br>P: 19 | R: 4<br>E: 0<br>K: 0<br>S: 19<br>H: 4<br>LOB: 1<br>BB: 1<br>P: 28 | R: 0<br>E: 0<br>K: 1<br>S: 7<br>H: 1<br>LOB: 1<br>BB: 0<br>P: 10 | R: 0<br>E: 0<br>K: 0<br>S: 5<br>H: 0<br>LOB: 0<br>BB: 1<br>P: 10 | R: 0<br>E: 0<br>K: 0<br>S: 11<br>H: 3<br>LOB: 3<br>BB: 1<br>P: 19 | 1B: 8<br>2B: 0<br>3B: 2<br>HR: 1<br>SF: 1<br>SAC: 0<br>DP: 3<br>HBP: 0 | | | | | | |

| | AB | 34 |
|---|---|---|
| | R | 7 |
| | H | 11 |
| | RBI | 7 |
| | BB | 6 |
| | SO | 2 |
| | LOB | 15 |

WP: 1 PA: 41
PB: 0
SB: 1
CS: 0

| PITCHER | | IP | WLS | BF | H | R | ER | SO | BB | IBB | HBP | BLK | WP | HR | S | P | ERA | WHIP |
|---|---|---|---|---|---|---|---|---|---|---|---|---|---|---|---|---|---|---|
| 19 Aníbal Sánchez, R<br>ERA: 3.18 | (1, 1) | 5.2 | L | 26 | 6 | 7 | 7 | 1 | 4 | 0 | 0 | 0 | 1 | 1 | 67 | 108 | 11.12 | 1.765 |
| 40 Phil Coke, L<br>ERA: 4.94 | (6, 1) | 1.1 | | 6 | 2 | 0 | 0 | 1 | 0 | 0 | 0 | 0 | 0 | 0 | 12 | 15 | 0.00 | 1.500 |
| 44 Joba Chamberlain, R<br>ERA: 2.86 | (8, 1) | 1.0 | | 3 | 0 | 0 | 0 | 0 | 1 | 0 | 0 | 0 | 0 | 0 | 5 | 10 | 0.00 | 1.000 |
| 63 Patrick McCoy, L<br>ERA: 1.8 | (9, 1) | 0.2 | | 3 | 2 | 0 | 0 | 0 | 0 | 0 | 0 | 0 | 0 | 0 | 6 | 9 | 0.00 | 3.000 |
| 65 Blaine Hardy, L<br>ERA: 2.31 | (9, 1) | 0.1 | | 3 | 1 | 0 | 0 | 0 | 1 | 0 | 0 | 0 | 0 | 0 | 5 | 10 | 0.00 | 6.000 |

| PITCHER | IP | WLS | BF | H | R | ER | SO | BB | IBB | HBP | BLK | WP | HR | S | P | ERA | WHIP |
|---|---|---|---|---|---|---|---|---|---|---|---|---|---|---|---|---|---|

# Tampa Bay Rays @ Detroit Tigers

Comerica Park, Detroit, MI

Sat Jul 05 2014, 4:10 PM - 7:13 PM EDT

Att. 38,087 - Partly Cloudy - 79 F

## BOTTOM

| Batter | 1 | 2 | 3 | 4 | 5 | 6 | 7 | 8 | 9 | AB | R | H | RBI | BB | SO | LOB |
|---|---|---|---|---|---|---|---|---|---|---|---|---|---|---|---|---|
| 14 Austin Jackson, R (1, 8)<br>OBP: 0.307, SLG: 0.352 | X SI 95<br>0-0<br>3 G6-4-3<br>1B | | B SI 94<br>B FF 95<br>X SI 95<br>2-0 ③<br>G5-3 | | | C FF 93<br>C FF 94<br>B FF 96<br>X SI 95<br>1-2 ①<br>G4-3 | | C SL 85<br>X SI 94<br>0-1 ①<br>L1 | | 4 | 0 | 1 | 0 | 0 | 0 | 0 |
| 3 Ian Kinsler, R (1, 4)<br>OBP: 0.342, SLG: 0.486 | C FF 94<br>1 SAFE<br>D SI 95<br>X FF 94<br>1-1 ①②<br>G6-4-3<br>1-2f | | | B FF 94<br>X SI 93<br>1-0 ①<br>F7 | | F FF 95<br>B FF 95<br>B SI 97<br>X SI 93<br>2-1<br>24 G4-3<br>2B | | F FF 95<br>C SL 86<br>F SL 85<br>B SL 86<br>X SL 85<br>1-2 ②<br>F7 | | 4 | 0 | 1 | 0 | 0 | 0 | 1 |
| 24 Miguel Cabrera, R (1, 3)<br>OBP: 0.371, SLG: 0.540 | C FF 96<br>B SL 90<br>B FF 98<br>B SL 88<br>D FF 97<br>4-1<br>BB | | | C SI 94<br>B SI 96<br>X SI 95<br>1-1 ②<br>G4-3 | | X SI 95<br>0-0 ②<br>G4-3<br>2-3 | | S FF 96<br>X FF 97<br>0-1 ③<br>F8 | | 3 | 0 | 0 | 0 | 1 | 0 | 1 |
| 28 J.D. Martinez, R (1, 9)<br>OBP: 0.362, SLG: 0.631 | F SI 94<br>B SL 88<br>B SL 87<br>X SI 94<br>2-1 ③<br>L8 | | | B SL 88<br>F SI 96<br>X FF 96<br>1-1 ③<br>F8 | | C FF 95<br>S SL 89<br>X SI 96<br>0-2 ③<br>G1-3 | | | X FF 92<br>0-0<br>HR | 4 | 1 | 1 | 1 | 0 | 0 | 2 |
| 48 Torii Hunter, R (1, 10)<br>OBP: 0.287, SLG: 0.429 | | C FF 94<br>X FF 97<br>0-1 ①<br>G6-3 | | | C FF 93<br>X SL 87<br>0-1<br>13 BB<br>1B | | C SL 84<br>S SL 86<br>S SL 86<br>0-3 ①<br>K | | C FF 94<br>X FF 95<br>0-1<br>13 BB<br>1B | 4 | 0 | 2 | 0 | 0 | 1 | 0 |
| 9 Nick Castellanos, R (1, 5)<br>OBP: 0.312, SLG: 0.405 | | C FF 96<br>B FF 95<br>C SL 86<br>X SL 88<br>1-2 ②<br>G6-3 | | | X FF 93<br>0-0 ①<br>F8 | | S SL 85<br>B SL 86<br>X SI 96<br>1-1 ②<br>G5-3 | | C SL 86<br>F SL 84<br>S SL 86<br>0-3 ①<br>K | 4 | 0 | 0 | 0 | 0 | 1 | 2 |
| 13 Alex Avila, L (1, 2)<br>OBP: 0.346, SLG: 0.379 | | B FF 96<br>X SI 95<br>1-0 ③<br>G4-3 | | | B SI 93<br>B SI 93<br>B SI 92<br>B FF 92<br>4-0<br>1-2<br>BB | | T SI 94<br>C CH 87<br>B SI 96<br>X SI 96<br>1-2<br>HR | | C FF 94<br>B FF 96<br>S FF 96<br>B SL 86<br>F SI 96<br>F SL 86<br>D SI 95<br>F SI 96<br>B FF 96<br>4-2<br>1-2<br>BB | 2 | 1 | 1 | 1 | 2 | 0 | 0 |
| 17 Andrew Romine, S (1, 6)<br>OBP: 0.280, SLG: 0.261 | | | B SI 94<br>X SI 93<br>1-0 ①<br>G6-3 | | C SI 94<br>B SI 95<br>F SI 94<br>B SI 96<br>T SI 94<br>2-2 ②<br>K | | B FF 95<br>B SI 95<br>C SI 91<br>B SI 94<br>B SI 93<br>4-1<br>BB | | F FF 92<br>C FF 92<br>B FF 93<br>B FF 93<br>B FF 93<br>S FF 92<br>3-3 ②<br>K | 3 | 0 | 0 | 0 | 1 | 2 | 4 |
| 20 Rajai Davis, R (1, 7)<br>OBP: 0.318, SLG: 0.409 | | | B FF 95<br>C FF 94<br>X FF 94<br>1-1 ②<br>F8 | | X SI 96<br>0-0 ③<br>G3 | | B SI 94<br>C SI 93<br>B SL 84<br>S FF 94<br>1 SAFE<br>S SL 86<br>2-3 ③<br>K | | F FF 92<br>B FF 92<br>C SL 86<br>S SL 85<br>1-3 ③<br>K | 4 | 0 | 0 | 0 | 0 | 2 | 5 |
| Inning Stats | R: 0 H: 1<br>E: 0 LOB: 1<br>K: 0 BB: 1<br>S: 6 P: 13 | R: 0 H: 0<br>E: 0 LOB: 0<br>K: 0 BB: 0<br>S: 6 P: 8 | R: 0 H: 0<br>E: 0 LOB: 0<br>K: 0 BB: 0<br>S: 4 P: 8 | R: 0 H: 0<br>E: 0 LOB: 0<br>K: 0 BB: 0<br>S: 5 P: 8 | R: 0 H: 1<br>E: 0 LOB: 2<br>K: 1 BB: 1<br>S: 7 P: 13 | R: 0 H: 1<br>E: 0 LOB: 1<br>K: 0 BB: 0<br>S: 9 P: 12 | R: 1 H: 1<br>E: 0 LOB: 1<br>K: 2 BB: 1<br>S: 12 P: 20 | R: 0 H: 0<br>E: 0 LOB: 0<br>K: 0 BB: 0<br>S: 8 P: 9 | R: 1 H: 2<br>E: 0 LOB: 2<br>K: 3 BB: 1<br>S: 17 P: 25 | 1B: 3 SF: 0<br>2B: 1 SAC: 0<br>3B: 0 DP: 1<br>HR: 2 HBP: 0 | | | | | | WP: 0 PA: 36<br>PB: 0<br>SB: 0<br>CS: 0 |

livebaseballscorecards.com

| | AB | 32 |
|---|---|---|
| | R | 2 |
| | H | 6 |
| | RBI | 2 |
| | BB | 4 |
| | SO | 6 |
| | LOB | 15 |

| PITCHER | | IP | WLS | BF | H | R | ER | SO | BB | IBB | HBP | BLK | WP | HR | S | P | ERA | WHIP |
|---|---|---|---|---|---|---|---|---|---|---|---|---|---|---|---|---|---|---|
| 22 Chris Archer, R<br>ERA: 3.16 | (1, 1) | 8.1 | W | 34 | 6 | 2 | 2 | 4 | 4 | 0 | 0 | 0 | 0 | 2 | 68 | 106 | 2.16 | 1.200 |
| 50 Grant Balfour, R<br>ERA: 5.08 | (9, 1) | 0.2 | | 2 | 0 | 0 | 0 | 2 | 0 | 0 | 0 | 0 | 0 | 0 | 6 | 10 | 0.00 | 0.000 |

| PITCHER | IP | WLS | BF | H | R | ER | SO | BB | IBB | HBP | BLK | WP | HR | S | P | ERA | WHIP |
|---|---|---|---|---|---|---|---|---|---|---|---|---|---|---|---|---|---|

# TOP

# Tampa Bay Rays @ Detroit Tigers

Comerica Park, Detroit, MI

Sun Jul 06 2014, 8:08 PM - 11:20 PM EDT

Att. 31,917 - Partly Cloudy - 82 F

livebaseballscorecards.com

| Batter | 1 | 2 | 3 | 4 | 5 | 6 | 7 | 8 | 9 | AB | R | H | RBI | BB | SO | LOB |
|---|---|---|---|---|---|---|---|---|---|---|---|---|---|---|---|---|
| 8 Desmond Jennings, R (1, 8)<br>OBP: 0.340, SLG: 0.402 | B FF 91<br>X FF 92<br>1-0<br>18<br>1B<br>2B | C FF 90<br>F FF 90<br>F SI 90<br>S SI 91<br>0-3 ②<br>K | | | C SI 89<br>X SI 90<br>0-1 ①<br>G2-3 | B SI 87<br>1 SAFE<br>B SL 85<br>T SI 90<br>F SI 89<br>F CU 77<br>1 SAFE<br>X FF 90<br>2-2<br>1-H<br>HR | | B SL 86<br>C SL 85<br>B SL 85<br>X SL 86<br>2-1<br>18<br>1B<br>1B | | 5 | 2 | 3 | 2 | 0 | 1 | 0 |
| 18 Ben Zobrist, S (1, 6)<br>OBP: 0.345, SLG: 0.408 | C SI 90<br>B CH 83<br>X CH 84<br>1-1<br>20<br>HR<br>2-H<br>1B | C SI 91<br>C CH 82<br>B CU 77<br>X CU 77<br>1-2 ③<br>G6-3 | | | C FF 89<br>X CH 81<br>0-1<br>20<br>BB<br>3<br>1B<br>1B | C FF 89<br>F FF 91<br>X CU 78<br>0-2<br>20<br>1B<br>1B | | C SI 95<br>B FF 97<br>S SL 88<br>X SI 96<br>1-2<br>1-2<br>1B | | 5 | 2 | 4 | 1 | 0 | 0 | 0 |
| 20 Matt Joyce, L (1, 7)<br>OBP: 0.355, SLG: 0.433 | B CH 82<br>1 SAFE<br>1 SAFE<br>B FF 91<br>F FF 91<br>1 SAFE<br>X SI 92<br>2-1<br>1-H<br>HR | C CU 76<br>C CU 76<br>S FF 92<br>0-3 ①<br>K | | | B CH 83<br>1 SAFE<br>B SI 90<br>F CH 82<br>B CU 77<br>F SI 91<br>B CU 77<br>4-2<br>3<br>1B<br>1-2<br>BB | B FF 90<br>S CU 76<br>F CU 77<br>X FF 92<br>1-2<br>3<br>FC6-4<br>1-2<br>1B | | B SL 86<br>B SL 86<br>C SL 86<br>B SL 86<br>C SI 95<br>F SL 87<br>F SL 86<br>S SL 87<br>3-3 ②<br>K | | 4 | 1 | 2 | 2 | 1 | 2 | 2 |
| 3 Evan Longoria, R (1, 5)<br>OBP: 0.341, SLG: 0.402 | X SI 89<br>0-0 ①<br>F8 | B SL 87<br>C FF 92<br>S SI 92<br>X FF 92<br>1-2 ②<br>G6-3 | | | B SI 91<br>B SI 90<br>X SI 90<br>2-0<br>21<br>G3-6-1<br>1-2<br>2-H<br>1B | X SL 86<br>0-0 ③<br>FC6-4<br>1-2f | | B SL 86<br>C SL 85<br>B SI 95<br>C SL 87<br>S SL 86<br>2-3 ③<br>K | | 5 | 0 | 1 | 1 | 0 | 1 | 4 |
| 21 James Loney, L (1, 3)<br>OBP: 0.331, SLG: 0.379 | B FF 90<br>F CH 83<br>X SL 88<br>1-1<br>11<br>FC6-4<br>1B | C FF 92<br>F CU 79<br>X SI 92<br>0-2<br>1B | | | X CH 82<br>0-0 ②③<br>G3-6-1<br>1-2f | | B SI 91<br>C SI 92<br>B SL 82<br>F FF 92<br>B FF 94<br>F SI 93<br>S FF 93<br>3-3 ①<br>K | | B FF 90<br>F CU 82<br>X SI 92<br>1-1<br>1<br>1B<br>1<br>WP<br>1B | 5 | 0 | 3 | 0 | 0 | 1 | 2 |
| 11 Logan Forsythe, R (1, 4)<br>OBP: 0.300, SLG: 0.351 | B SL 86<br>X SI 91<br>1-0 ②<br>FC6-4<br>1<br>1B<br>1-2f | B SI 89<br>B SL 86<br>C SI 91<br>B SI 92<br>X SI 91<br>3-1 ③<br>G5-3 | | | | C SI 90<br>B SL 86<br>C CU 76<br>B SI 91<br>F SI 90<br>X SI 89<br>2-2 ①<br>F8 | C FF 94<br>B SI 93<br>B SL 86<br>F SI 93<br>X SI 94<br>2-2 ②<br>G5-3 | | X FF 92<br>0-0 ①<br>F9 | 5 | 0 | 0 | 0 | 0 | 0 | 3 |
| 1 Sean Rodríguez, R (1, 10)<br>OBP: 0.291, SLG: 0.515 | B SI 91<br>F SI 91<br>S SL 87<br>B SL 86<br>X SI 91<br>2-2<br>1-2<br>1B | | | B SI 90<br>X SI 90<br>1-0 ①<br>G6-3 | | X SI 89<br>0-0<br>28<br>1B<br>39<br>FC4-6<br>1B | B SI 93<br>X SI 93<br>1-0<br>2B | | C SL 88<br>B SL 86<br>X SL 87<br>1-1<br>1-3<br>1B | 5 | 1 | 4 | 0 | 0 | 0 | 0 |
| 28 José Molina, R (1, 2)<br>OBP: 0.217, SLG: 0.191 | C SL 85<br>X SI 91<br>0-1 ③<br>F9 | | | C FF 91<br>S CU 79<br>B CU 79<br>F SL 84<br>F SI 91<br>F CU 78<br>F CH 83<br>F CU 78<br>B SI 91<br>2-2 ②<br>F SI 90<br>X CU 79<br>G6-3 | | C SI 90<br>B SI 90<br>B SL 86<br>X FF 90<br>2-1<br>39<br>FC4-6<br>1-3<br>1B | B SI 93<br>B SI 95<br>X SI 94<br>2-0 ③<br>2-3<br>1B | | S CU 83<br>S SL 88<br>B SL 88<br>F FF 93<br>S SL 89<br>1-3 ②<br>K | 5 | 0 | 2 | 0 | 0 | 1 | 4 |
| 39 Kevin Kiermaier, L (1, 9)<br>OBP: 0.322, SLG: 0.555 | | X FF 90<br>0-0 ①<br>F7 | | B FF 92<br>C CH 83<br>X CH 81<br>1-1 ③<br>G3-1 | | L CU 79<br>X SI 89<br>0-1 ②<br>FC4-6<br>8<br>HR<br>1-2f<br>3-H | | C SL 86<br>B SL 88<br>B SL 86<br>X SI 94<br>2-1 ①<br>G3-1 | C CU 83<br>D CU 82<br>F FF 93<br>S SL 87<br>1-3 ③<br>K | 5 | 1 | 0 | 1 | 0 | 1 | 3 |

| | AB | 44 |
|---|---|---|
| | R | 7 |
| | H | 19 |
| | RBI | 7 |
| | BB | 1 |
| | SO | 7 |
| | LOB | 18 |

| Inning Stats | | | |

# BOTTOM

| Batter | 1 | 2 | 3 | 4 | 5 | 6 | 7 | 8 | 9 | AB | R | H | RBI | BB | SO | LOB |
|---|---|---|---|---|---|---|---|---|---|---|---|---|---|---|---|---|
| 20 Rajai Davis, R (1, 7)<br>OBP: 0.320, SLG: 0.415 | C FF 93<br>F SI 93<br>B FC 89<br>X FF 94<br>1-2<br>3<br>G4-3<br>24<br>SF8<br>2B | | X CH 86<br>0-0 ②<br>B2-3<br>1-2 | | | C FF 93<br>B SI 93<br>B FF 94<br>F CH 86<br>X CH 85<br>2-2<br>1B | | B SI 92<br>X SI 92<br>1-0 ①<br>F8 | | 4 | 1 | 2 | 0 | 0 | 0 | 1 |
| 3 Ian Kinsler, R (1, 4)<br>OBP: 0.339, SLG: 0.480 | X SI 93<br>0-0 ①<br>G4-3<br>2-3 | | B SI 94<br>X KC 81<br>1-0 ③<br>F7 | | | B FF 93<br>C SI 94<br>F SI 94<br>F FF 95<br>C SI 95<br>1-3 ① | | X SI 93<br>0-0 ②<br>F8 | | 4 | 0 | 0 | 0 | 0 | 1 | 3 |
| 24 Miguel Cabrera, R (1, 3)<br>OBP: 0.367, SLG: 0.535 | X SI 94<br>0-0 ②<br>SF8<br>3-H | | | X SI 95<br>0-0 ①<br>G6-3 | | F FF 95<br>X SI 96<br>0-1 ②<br>L9 | | C SI 93<br>F KC 81<br>C FC 88<br>0-3 ③ | | 3 | 0 | 0 | 1 | 0 | 1 | 1 |
| 28 J.D. Martinez, R (1, 10)<br>OBP: 0.360, SLG: 0.640 | X FF 94<br>0-0 ③<br>F8 | | | C SI 95<br>S CH 86<br>B FC 89<br>X CH 86<br>1-2 ②<br>L6 | | 1 SAFE<br>B FF 94<br>S SI 94<br>F FF 95<br>B FC 90<br>X CH 86<br>2-2 ③<br>L8 | | | X SI 92<br>0-0<br>HR | 4 | 1 | 1 | 1 | 0 | 0 | 1 |
| 48 Torii Hunter, R (1, 9)<br>OBP: 0.290, SLG: 0.440 | | B CH 86<br>B SI 93<br>C SI 93<br>X CH 85<br>2-1 ①<br>F8 | | B CH 86<br>X FC 89<br>1-0<br>1B | | | C SI 93<br>X SI 93<br>0-1<br>HR | | C KC 80<br>X FC 87<br>0-1 ①<br>G5-3 | 4 | 1 | 2 | 1 | 0 | 0 | 0 |
| 9 Nick Castellanos, R (1, 5)<br>OBP: 0.308, SLG: 0.399 | | B FF 95<br>F CH 86<br>S CH 86<br>F FF 96<br>X FC 88<br>1-2 ②<br>G5-3 | | S CH 86<br>1 SAFE<br>F SI 94<br>B FC 90<br>1 SAFE<br>1 SAFE<br>S CH 86<br>1-3 ③<br>K | | | C KC 80<br>F CH 85<br>B FC 85<br>B KC 80<br>X SI 93<br>2-2 ①<br>L6 | | C KC 80<br>X KC 80<br>0-1 ②<br>F8 | 4 | 0 | 0 | 0 | 0 | 1 | 1 |
| 30 Eugenio Suárez, R (1, 6)<br>OBP: 0.352, SLG: 0.444 | | X FF 95<br>0-0 ③<br>F9 | | | C FF 93<br>X CH 85<br>0-1 ①<br>L6 | | C KC 82<br>F FF 95<br>F SI 94<br>B FC 89<br>F FC 88<br>X CH 85<br>1-2<br>14<br>2B<br>1B | | C KC 80<br>B KC 80<br>B FC 86<br>B SI 91<br>B SI 91<br>4-1<br>50<br>BB | 3 | 0 | 1 | 0 | 1 | 0 | 0 |
| 50 Bryan Holaday, R (1, 2)<br>OBP: 0.333, SLG: 0.325 | | | B SI 93<br>B FF 94<br>B SI 94<br>B FF 94<br>4-0<br>20<br>B2-3<br>BB | | C SI 94<br>C SI 94<br>S SI 94<br>0-3 ②<br>K | | S KC 82<br>X SI 94<br>0-1 ②<br>L8 | | F SI 92<br>S KC 80<br>B FC 88<br>D KC 80<br>B FC 88<br>B FC 86<br>4-2<br>1-2<br>BB | 2 | 0 | 0 | 0 | 2 | 1 | 1 |
| 14 Austin Jackson, R (1, 8)<br>OBP: 0.306, SLG: 0.354 | | | C CH 86<br>C FC 86<br>B SI 95<br>B CH 85<br>C FC 89<br>2-3 ①<br>K | | S CH 86<br>F SI 95<br>F SI 95<br>F SI 95<br>F FF 95<br>S CH 86<br>0-3 ③<br>K | | X FC 85<br>0-0 ③<br>1-H<br>2B | | S FF 96<br>B FF 98<br>F FF 96<br>F FF 98<br>S FF 98<br>1-3 ③<br>K | 4 | 0 | 1 | 0 | 0 | 3 | 3 |
| Inning Stats | R: 1<br>E: 0<br>K: 0<br>S: 6<br>H: 1<br>LOB: 0<br>BB: 0<br>P: 7 | R: 0<br>E: 0<br>K: 0<br>S: 7<br>H: 0<br>LOB: 0<br>BB: 0<br>P: 10 | R: 0<br>E: 0<br>K: 1<br>S: 5<br>H: 0<br>LOB: 1<br>BB: 1<br>P: 12 | R: 0<br>E: 0<br>K: 1<br>S: 8<br>H: 1<br>LOB: 1<br>BB: 0<br>P: 11 | R: 0<br>E: 0<br>K: 2<br>S: 11<br>H: 0<br>LOB: 0<br>BB: 0<br>P: 11 | R: 0<br>E: 0<br>K: 1<br>S: 12<br>H: 1<br>LOB: 1<br>BB: 0<br>P: 17 | R: 1<br>E: 0<br>K: 0<br>S: 14<br>H: 3<br>LOB: 2<br>BB: 0<br>P: 17 | R: 0<br>E: 0<br>K: 1<br>S: 5<br>H: 0<br>LOB: 0<br>BB: 0<br>P: 6 | R: 1<br>E: 0<br>K: 1<br>S: 12<br>H: 1<br>LOB: 2<br>BB: 2<br>P: 21 | 1B: 3<br>2B: 2<br>3B: 0<br>HR: 2<br>SF: 1<br>SAC: 0<br>DP: 0<br>HBP: 0 | WP: 0<br>PB: 0<br>SB: 0<br>CS: 0<br>PA: 36 | | | | | |

| PITCHER | IP | WLS | BF | H | R | ER | SO | BB | IBB | HBP | BLK | WP | HR | S | P | ERA | WHIP |
|---|---|---|---|---|---|---|---|---|---|---|---|---|---|---|---|---|---|
| 14 David Price, L (1, 1)<br>ERA: 3.42 | 8.2 | W | 35 | 7 | 3 | 3 | 6 | 3 | 0 | 0 | 0 | 0 | 2 | 76 | 107 | 3.12 | 1.154 |
| 57 Jake McGee, L (9, 1)<br>ERA: 1.16 | 0.1 | S | 1 | 0 | 0 | 0 | 1 | 0 | 0 | 0 | 0 | 0 | 0 | 4 | 5 | 0.00 | 0.000 |

| PITCHER | IP | WLS | BF | H | R | ER | SO | BB | IBB | HBP | BLK | WP | HR | S | P | ERA | WHIP |
|---|---|---|---|---|---|---|---|---|---|---|---|---|---|---|---|---|---|

# Tampa Bay Rays @ Detroit Tigers

Comerica Park, Detroit, MI

Sun Jul 06 2014, 8:08 PM - 11:20 PM EDT

Att. 31,917 - Partly Cloudy - 82 F

livebaseballscorecards.com

| | |
|---|---|
| AB | 32 |
| R | 3 |
| H | 7 |
| RBI | 3 |
| BB | 3 |
| SO | 7 |
| LOB | 11 |

| Batter | 1 | 2 | 3 | 4 | 5 | 6 | 7 | 8 | 9 | AB | R | H | RBI | BB | SO | LOB |
|---|---|---|---|---|---|---|---|---|---|---|---|---|---|---|---|---|
| 6 Lorenzo Cain, R (1, 8) (7, 9)<br>OBP: 0.346, SLG: 0.433 | B CU 70<br>X FF 91<br>1-0<br>G5-3 | | C FF 88<br>X SL 81<br>0-1<br>G6-3 | 1 SAFE<br>B FF 90<br>C SL 79<br>1 SAFE<br>F SL 78<br>P PO 85<br>1 SAFE<br>X FS 81<br>2-2<br>F8 | | | B SL 84<br>C FF 93<br>F SL 83<br>B FF 93<br>B SL 84<br>X FF 92<br>3-2<br>35 G3-1<br>35 S<br>1B | | C FF 93<br>S CH 85<br>B CH 87<br>X CH 85<br>1-2<br>35 S<br>35 2B<br>1B | 5 | 1 | 2 | 0 | 0 | 0 | 1 |
| 35 Eric Hosmer, L (1, 3)<br>OBP: 0.300, SLG: 0.353 | C FF 92<br>X FC 85<br>0-1<br>F9 | | B FF 90<br>C CU 69<br>B CU 70<br>F FS 84<br>B FF 90<br>F FS 83<br>F FF 91<br>X FS 84<br>3-2<br>13 1B<br>4 1B<br>1B | | C FS 83<br>F FF 90<br>S FF 90<br>0-3<br>K | | 1 SAFE<br>C FF 92<br>F FF 92<br>X FF 93<br>0-2<br>G3-1<br>1-3 | | S CH 84<br>X CH 84<br>0-1<br>13 F8<br>4 1B<br>1-H<br>2B | 5 | 2 | 2 | 1 | 0 | 1 | 1 |
| 13 Salvador Perez, R (1, 2)<br>OBP: 0.330, SLG: 0.439 | C FF 92<br>B FC 84<br>F SL 82<br>S SL 83<br>1-3<br>K | | C CU 70<br>X FC 89<br>0-1<br>4 1B<br>14 G6-3<br>1-2<br>1B | | C FS 83<br>B SL 83<br>X FS 82<br>1-1<br>G5-3 | | B SL 83<br>S SL 84<br>B FF 93<br>X SL 84<br>2-1<br>P3 | | C FF 94<br>X CH 85<br>0-1<br>F8<br>2-3 | 5 | 1 | 1 | 0 | 0 | 1 | 2 |
| 4 Alex Gordon, L (1, 7)<br>OBP: 0.350, SLG: 0.428 | | B FF 90<br>B FC 86<br>B FF 91<br>C FF 91<br>F FF 91<br>F FF 91<br>X FC 86<br>3-2<br>F8 | C FF 89<br>X FS 83<br>0-1<br>1-3<br>2-H<br>1B | | C FC 85<br>C FF 91<br>B FF 86<br>S FS 84<br>1-3<br>K | | | F FF 92<br>X CH 85<br>0-1<br>14 E<br>2B | F FF 92<br>S CH 85<br>B CH 85<br>X CH 84<br>1-2<br>8 F8<br>14 1B<br>3-H<br>1B | 5 | 1 | 3 | 2 | 0 | 1 | 0 |
| 14 Omar Infante, R (1, 4)<br>OBP: 0.305, SLG: 0.376 | | C FF 89<br>C FF 90<br>B FS 86<br>X FF 90<br>1-2<br>16 BB<br>8 BB<br>1B | B SL 81<br>B SL 82<br>B FF 91<br>F FF 90<br>X SL 79<br>3-1<br>G6-3<br>3-H | | | C FF 90<br>B SL 82<br>S SL 80<br>S SL 82<br>1-3<br>K | | X FF 92<br>0-0<br>E9<br>8 SF9<br>2-H<br>2B | B CH 84<br>C FF 92<br>C FF 93<br>X CH 85<br>1-2<br>1B | 5 | 1 | 3 | 2 | 0 | 1 | 1 |
| 8 Mike Moustakas, L (1, 5)<br>OBP: 0.258, SLG: 0.379 | | C FF 92<br>B SI 91<br>D FS 84<br>B FF 91<br>B FF 90<br>4-1<br>16 BB<br>1-2<br>BB | B CU 69<br>X FS 83<br>1-0<br>P3 | | | B CU 69<br>B FF 90<br>C FF 90<br>S FF 91<br>S FF 91<br>2-3<br>K | | B CH 85<br>X CH 84<br>1-0<br>SF9<br>3-H | C FF 92<br>X FF 94<br>0-1<br>F8<br>2-3 | 3 | 0 | 0 | 1 | 1 | 1 | 3 |
| 16 Billy Butler, R (1, 10)<br>OBP: 0.321, SLG: 0.342 | | B CU 70<br>B FF 90<br>B FF 90<br>B FF 90<br>4-0<br>1-2<br>2-3<br>BB | | C SL 79<br>S FS 84<br>B FS 82<br>S FS 83<br>1-3<br>K | | C SL 78<br>B SL 83<br>B FF 91<br>B SL 81<br>F FF 92<br>X FF 92<br>3-2<br>1B | | C CH 84<br>B SL 85<br>X FF 93<br>1-1<br>G5-3 | X CH 85<br>0-0<br>G5-3 | 4 | 0 | 1 | 0 | 1 | 1 | 2 |
| 18 Raul Ibanez, L (1, 9)<br>OBP: 0.249, SLG: 0.270<br>1 Jarrod Dyson, L (7, 8)<br>OBP: 0.354, SLG: 0.351 | | B FF 91<br>X FF 91<br>1-0<br>F4 | | C FF 90<br>B FF 90<br>F SI 90<br>F FF 90<br>S FS 83<br>1-3<br>K | | S FS 84<br>B FF 92<br>S FF 92<br>S FF 92<br>1-3<br>K | | S FF 93<br>B CH 85<br>X CH 85<br>1-1<br>1B | | 3<br>1 | 0<br>0 | 0<br>1 | 0<br>0 | 0<br>0 | 2<br>0 | 4<br>0 |
| 2 Alcides Escobar, R (1, 6)<br>OBP: 0.329, SLG: 0.400 | | S FF 91<br>F SL 81<br>B FF 92<br>X FF 92<br>1-2<br>G4-3 | | B CU 69<br>C SL 78<br>X CU 70<br>1-1<br>1B | | | B FF 91<br>C FF 92<br>F FF 92<br>B SL 83<br>S SL 82<br>2-3<br>K | 1 SAFE<br>C FF 93<br>1 SAFE<br>S FF 93<br>1 SAFE<br>X FF 93<br>0-2<br>P3 | | 4 | 0 | 1 | 0 | 0 | 1 | 4 |
| Inning Stats | R: 0<br>E: 0<br>K: 1<br>S: 6<br>H: 0<br>LOB: 0<br>BB: 0<br>P: 8 | R: 0<br>E: 0<br>K: 0<br>S: 12<br>H: 1<br>LOB: 3<br>BB: 2<br>P: 26 | R: 2<br>E: 0<br>K: 0<br>S: 14<br>H: 3<br>LOB: 1<br>BB: 0<br>P: 21 | R: 0<br>E: 0<br>K: 2<br>S: 13<br>H: 1<br>LOB: 1<br>BB: 0<br>P: 17 | R: 0<br>E: 0<br>K: 2<br>S: 8<br>H: 0<br>LOB: 0<br>BB: 0<br>P: 10 | R: 0<br>E: 0<br>K: 3<br>S: 12<br>H: 1<br>LOB: 1<br>BB: 0<br>P: 19 | R: 0<br>E: 0<br>K: 1<br>S: 11<br>H: 1<br>LOB: 1<br>BB: 0<br>P: 18 | R: 2<br>E: 1<br>K: 0<br>S: 11<br>H: 3<br>LOB: 1<br>BB: 0<br>P: 14 | R: 2<br>E: 0<br>K: 0<br>S: 16<br>H: 4<br>LOB: 2<br>BB: 0<br>P: 19 | 1B: 11<br>2B: 3<br>3B: 0<br>HR: 0<br>SF: 1<br>SAC: 0<br>DP: 0<br>HBP: 0 | | | | | | |

| PITCHER | | IP | WLS | BF | H | R | ER | SO | BB | IBB | HBP | BLK | WP | HR | S | P | ERA | WHIP |
|---|---|---|---|---|---|---|---|---|---|---|---|---|---|---|---|---|---|---|
| 23 Jake Odorizzi, R<br>ERA: 4.1 | (1, 1) | 6.0 | L | 26 | 6 | 2 | 2 | 8 | 2 | 0 | 0 | 0 | 0 | 0 | 65 | 101 | 3.00 | 1.333 |
| 49 Kirby Yates, R<br>ERA: 2.03 | (7, 1) | 1.0 | | 4 | 1 | 0 | 0 | 1 | 0 | 0 | 0 | 0 | 0 | 0 | 11 | 18 | 0.00 | 1.000 |
| 46 Juan Carlos Oviedo, R<br>ERA: 3.48 | (8, 1) | 2.0 | | 13 | 7 | 4 | 4 | 0 | 0 | 0 | 0 | 0 | 0 | 0 | 27 | 33 | 18.00 | 3.500 |

| PITCHER | IP | WLS | BF | H | R | ER | SO | BB | IBB | HBP | BLK | WP | HR | S | P | ERA | WHIP |
|---|---|---|---|---|---|---|---|---|---|---|---|---|---|---|---|---|---|

# TOP

## Kansas City Royals @ Tampa Bay Rays

Tropicana Field, St. Petersburg, FL

Mon Jul 07 2014, 7:12 PM - 10:03 PM EDT

Att. 13,406 - Dome - 72 F

livebaseballscorecards.com

| | |
|---|---|
| AB | 40 |
| R | 6 |
| H | 14 |
| RBI | 6 |
| BB | 2 |
| SO | 9 |
| LOB | 18 |

| | | | |
|---|---|---|---|
| WP: 0 | PB: 0 | SB: 2 | CS: 0 |
| PA: 43 | | | |

# BOTTOM

## Kansas City Royals @ Tampa Bay Rays

Tropicana Field, St. Petersburg, FL

Mon Jul 07 2014, 7:12 PM - 10:03 PM EDT

Att. 13,406 - Dome - 72 F

livebaseballscorecards.com

| Batter | 1 | 2 | 3 | 4 | 5 | 6 | 7 | 8 | 9 | AB | R | H | RBI | BB | SO | LOB |
|---|---|---|---|---|---|---|---|---|---|---|---|---|---|---|---|---|
| 8 Desmond Jennings, R (1, 8)<br>OBP: 0.336, SLG: 0.397 | C FF 93<br>B FC 87<br>X FC 87<br>1-1<br>G4-3 | | B FF 90<br>S FC 84<br>C FF 93<br>B FF 93<br>X KC 80<br>2-2<br>G6-3<br>2-3 | | | C KC 77<br>F SI 91<br>F CH 86<br>S FC 84<br>0-3<br>K | | C KC 84<br>S FC 95<br>C FC 91<br>0-3<br>K | | 4 | 0 | 0 | 0 | 0 | 2 | 1 |
| 18 Ben Zobrist, S (1, 6)<br>OBP: 0.350, SLG: 0.411 | B FF 93<br>C CH 86<br>B KC 80<br>X FF 92<br>2-1<br>20<br>CS<br>1B | | D KC 80<br>B FF 93<br>B CH 87<br>C FF 93<br>B SI 92<br>4-1<br>BB | | | C KC 78<br>F FC 86<br>F KC 80<br>B KC 80<br>X CH 87<br>1-2<br>G1-3 | | | B SI 86<br>B SI 86<br>C SI 86<br>B SI 86<br>X SI 86<br>3-1<br>21<br>DI<br>1B | 3 | 0 | 2 | 0 | 1 | 0 | 0 |
| 20 Matt Joyce, L (1, 7)<br>OBP: 0.352, SLG: 0.428<br>5 Brandon Guyer, R (9, PH)<br>OBP: 0.299, SLG: 0.342 | C FC 88<br>D CH 87<br>B KC 82<br>F FF 93<br>B CH 86<br>S CH 87<br>3-3<br>K<br>1-2 | | D KC 82<br>F FC 88<br>S FF 93<br>D SI 88<br>C FF 93<br>2-3<br>K | | | S FC 86<br>B CH 84<br>S KC 79<br>S KC 80<br>1-3<br>K2-3 | | | B SI 87<br>F SI 86<br>F SI 88<br>S CU 73<br>1-3<br>K | 3<br>1 | 0<br>0 | 0<br>0 | 0<br>0 | 0<br>0 | 3<br>1 | 3<br>1 |
| 3 Evan Longoria, R (1, 5)<br>OBP: 0.340, SLG: 0.398 | | F FF 92<br>X FF 91<br>0-1<br>F9 | | C FF 92<br>S KC 79<br>S KC 79<br>0-3<br>K | | | F FC 85<br>B FF 91<br>H KC 78<br>2-1<br>1<br>FC5-4<br>HBP | | C SI 86<br>S CU 73<br>B SI 87<br>B CU 73<br>X CU 73<br>2-2<br>F9 | 3 | 0 | 0 | 0 | 0 | 1 | 1 |
| 21 James Loney, L (1, 10)<br>OBP: 0.330, SLG: 0.377 | | B FF 93<br>C SI 93<br>B FC 88<br>X CH 86<br>2-1<br>1B | | B FF 92<br>C FC 85<br>B SI 91<br>F CH 85<br>X FF 91<br>2-2<br>F7 | | | B SI 90<br>C SI 91<br>B CH 85<br>X CH 85<br>2-1<br>F9 | | B SI 87<br>X SI 86<br>1-0<br>G1-3<br>1-2 | 4 | 0 | 1 | 0 | 0 | 0 | 2 |
| 11 Logan Forsythe, R (1, 4)<br>OBP: 0.295, SLG: 0.345 | | B FC 88<br>B FC 87<br>S FF 93<br>C FF 93<br>T CH 86<br>2-2<br>K | | C FC 87<br>B KC 80<br>F FF 92<br>S CH 86<br>1-3<br>K | | | C FC 86<br>1 SAFE<br>B FF 92<br>F FF 92<br>D CH 86<br>S CH 85<br>2-3<br>K | | | 3 | 0 | 0 | 0 | 0 | 3 | 2 |
| 1 Sean Rodríguez, R (1, 3)<br>OBP: 0.285, SLG: 0.504 | | C FC 86<br>B KC 80<br>X FC 85<br>1-1<br>F8 | | | C FC 84<br>C FF 92<br>S KC 79<br>0-3<br>K | | B FF 91<br>S CH 86<br>B FC 86<br>X FC 85<br>2-1<br>FC5-4<br>1-2f | | | 3 | 0 | 0 | 0 | 0 | 1 | 2 |
| 24 Ryan Hanigan, R (1, 2)<br>OBP: 0.310, SLG: 0.333 | | | C FF 93<br>B FF 93<br>B FC 87<br>X FF 93<br>2-1<br>G6-3 | | B FF 93<br>C FF 93<br>B KC 80<br>X FF 93<br>2-1<br>G6-3 | | | C FC 94<br>S FC 90<br>B KC 85<br>B FC 91<br>S FF 97<br>2-3<br>K | | 3 | 0 | 0 | 0 | 0 | 1 | 0 |
| 39 Kevin Kiermaier, L (1, 9)<br>OBP: 0.322, SLG: 0.557 | | | C FC 88<br>X CH 86<br>0-1<br>8<br>G6-3<br>2B | | C KC 79<br>B FF 92<br>B FF 92<br>S CH 85<br>B CH 86<br>F CH 85<br>S FC 85<br>3-3<br>K | | | B KC 81<br>X FF 95<br>1-0<br>L8 | | 3 | 0 | 1 | 0 | 0 | 1 | 0 |
| Inning Stats | R: 0<br>E: 0<br>K: 1<br>S: 7<br>H: 1<br>LOB: 1<br>BB: 0<br>P: 13 | R: 0<br>E: 0<br>K: 1<br>S: 9<br>H: 1<br>LOB: 1<br>BB: 0<br>P: 14 | R: 0<br>E: 0<br>K: 1<br>S: 11<br>H: 1<br>LOB: 2<br>BB: 1<br>P: 21 | R: 0<br>E: 0<br>K: 2<br>S: 9<br>H: 0<br>LOB: 0<br>BB: 0<br>P: 12 | R: 0<br>E: 0<br>K: 2<br>S: 9<br>H: 0<br>LOB: 0<br>BB: 0<br>P: 14 | R: 0<br>E: 0<br>K: 2<br>S: 11<br>H: 0<br>LOB: 0<br>BB: 0<br>P: 13 | R: 0<br>E: 0<br>K: 1<br>S: 8<br>H: 0<br>LOB: 1<br>BB: 0<br>P: 16 | R: 0<br>E: 0<br>K: 2<br>S: 7<br>H: 0<br>LOB: 0<br>BB: 0<br>P: 10 | R: 0<br>E: 0<br>K: 1<br>S: 9<br>H: 1<br>LOB: 1<br>BB: 0<br>P: 16 | 1B: 3<br>2B: 2<br>3B: 0<br>HR: 0<br>SF: 0<br>SAC: 0<br>DP: 1<br>HBP: 1 | | | | | WP: 0<br>PB: 0<br>SB: 0<br>CS: 1 | PA: 32 |

| | AB | 30 |
|---|---|---|
| | R | 0 |
| | H | 4 |
| | RBI | 0 |
| | BB | 1 |
| | SO | 13 |
| | LOB | 12 |

| PITCHER | | IP | WLS | BF | H | R | ER | SO | BB | IBB | HBP | BLK | WP | HR | S | P | ERA | WHIP |
|---|---|---|---|---|---|---|---|---|---|---|---|---|---|---|---|---|---|---|
| 33 James Shields, R<br>ERA: 3.71 | (1, 1) | 7.0 | W | 25 | 3 | 0 | 0 | 10 | 1 | 0 | 1 | 0 | 0 | 0 | 64 | 103 | 0.00 | 0.571 |
| 17 Wade Davis, R<br>ERA: 1.19 | (8, 1) | 1.0 | | 3 | 0 | 0 | 0 | 2 | 0 | 0 | 0 | 0 | 0 | 0 | 7 | 10 | 0.00 | 0.000 |
| 37 Scott Downs, L<br>ERA: 5.61 | (9, 1) | 1.0 | | 4 | 1 | 0 | 0 | 1 | 0 | 0 | 0 | 0 | 0 | 0 | 9 | 16 | 0.00 | 1.000 |

| PITCHER | IP | WLS | BF | H | R | ER | SO | BB | IBB | HBP | BLK | WP | HR | S | P | ERA | WHIP |
|---|---|---|---|---|---|---|---|---|---|---|---|---|---|---|---|---|---|

| Batter | 1 | 2 | 3 | 4 | 5 | 6 | 7 | 8 | 9 | AB | R | H | RBI | BB | SO | LOB |
|---|---|---|---|---|---|---|---|---|---|---|---|---|---|---|---|---|
| 6 Lorenzo Cain, R (1, 8) (8, 9)<br>OBP: 0.359, SLG: 0.450 | C FF 90<br>B FF 90<br>X FF 90<br>1-1<br>4<br>1B<br>1B | | C CU 72<br>B CH 79<br>B CH 80<br>F CH 79<br>B FF 90<br>F CH 80<br>F FF 90<br>B FF 90<br>4-2<br>35<br>S<br>BB | | F CU 75<br>S CH 78<br>B FF 90<br>B CH 79<br>B CU 79<br>X FF 90<br>3-2<br>35<br>1B<br>35<br>WP<br>13<br>G6-3<br>1B | | X FF 92<br>0-0<br>3B | | B FF 96<br>C FF 96<br>X CU 78<br>1-1<br>35<br>2B<br>13<br>1B<br>1B | 4 | 2 | 4 | 0 | 1 | 0 | 0 |
| 35 Eric Hosmer, L (1, 3)<br>OBP: 0.304, SLG: 0.357 | 1 SAFE<br>B FF 90<br>C CH 80<br>B FF 89<br>F FF 90<br>F FF 89<br>X FF 90<br>2-2 ①<br>F7 | | 1 SAFE<br>C FF 89<br>1 SAFE<br>B CU 77<br>C CU 76<br>S CU 78<br>1-3 ①<br>K2-3<br>1-2 | | 1 SAFE<br>B CH 79<br>X FF 89<br>1-0<br>13<br>G6-3<br>1-3<br>1B | | B FF 91<br>B FF 91<br>F FF 92<br>B SL 83<br>B FF 92<br>4-1<br>BB | | C SI 96<br>B FF 96<br>F FF 96<br>X SI 98<br>1-2<br>13<br>1B<br>1-3<br>2B | 4 | 1 | 2 | 0 | 1 | 1 | 2 |
| 13 Salvador Perez, R (1, 2)<br>OBP: 0.328, SLG: 0.435<br>24 Christian Colón, R (9, PR)<br>OBP: 0.333, SLG: 0.778 | B SI 89<br>F CH 79<br>X CU 76<br>1-1 ②<br>F8 | | B FF 90<br>B FF 90<br>C FF 89<br>S CH 80<br>F FF 90<br>F CU 78<br>F FF 90<br>B FF 90<br>F FF 90<br>3-3 ②<br>S CH 80<br>K | | B CH 79<br>S FF 93<br>S FF 94<br>B FF 94<br>X FF 95<br>2-2 ②<br>G6-3<br>1-2<br>3-H | | D SL 85<br>S SL 84<br>S SL 85<br>F SL 84<br>X SL 86<br>1-2 ③<br>G1-3 | | X SI 95<br>0-0<br>4<br>G3<br>2-H<br>3-H<br>1B | 5<br>0 | 0<br>0 | 1<br>0 | 3<br>0 | 0<br>0 | 1<br>0 | 5<br>0 |
| 4 Alex Gordon, L (1, 7)<br>OBP: 0.348, SLG: 0.425 | D CU 75<br>S CH 79<br>X CH 79<br>1-1<br>1-3<br>1B | | C CU 76<br>B FF 90<br>F FF 90<br>B CU 78<br>X CH 79<br>2-2 ③<br>F8 | | C CH 80<br>C FF 92<br>B FF 94<br>C FF 93<br>1-3 ③<br>K | | | B CU 79<br>C CU 78<br>X FF 92<br>1-1 ①<br>F8 | B SI 97<br>F SI 96<br>S FF 98<br>B FF 98<br>X SI 97<br>2-2 ②<br>G3<br>1-2 | 5 | 0 | 1 | 0 | 0 | 1 | 3 |
| 14 Omar Infante, R (1, 4)<br>OBP: 0.307, SLG: 0.377 | X FF 89<br>0-0 ③<br>F8 | | | C FF 88<br>X FF 88<br>0-1 ①<br>G5-3 | | B FF 90<br>C FF 91<br>X CH 78<br>1-1<br>8<br>G5-4-3<br>1B | | C FF 91<br>X FF 91<br>0-1<br>8<br>1B<br>1B | F FF 96<br>F FF 97<br>B SI 98<br>F SI 98<br>S SI 98<br>1-3 ③<br>K | 5 | 0 | 2 | 0 | 0 | 1 | 4 |
| 8 Mike Moustakas, L (1, 5)<br>OBP: 0.258, SLG: 0.377 | | B FF 88<br>B FF 90<br>C CH 79<br>B CH 80<br>F FF 90<br>X FF 90<br>3-2 ①<br>F8 | | C CU 73<br>C CU 78<br>B CH 80<br>X FF 89<br>1-2 ②<br>F9 | | B FF 91<br>1 SAFE<br>B FF 92<br>C CH 77<br>X CH 80<br>2-1 ①②<br>G5-4-3<br>1-2f | | D FS 82<br>B FS 81<br>S FF 91<br>B FF 92<br>F FF 91<br>X FS 82<br>3-2<br>1-2<br>1B | | 4 | 0 | 1 | 0 | 0 | 0 | 1 |
| 16 Billy Butler, R (1, 10)<br>OBP: 0.323, SLG: 0.344 | | C CU 73<br>C FF 90<br>B CU 78<br>X FF 91<br>1-2<br>1B | | X FF 90<br>0-0<br>1B | | C CH 78<br>C FF 92<br>F FF 93<br>X FF 92<br>0-2 ③<br>F8 | | B CU 80<br>F CU 78<br>X FS 83<br>1-1 ②<br>F7 | | 4 | 0 | 2 | 0 | 0 | 0 | 2 |
| 18 Raul Ibanez, L (1, 9)<br>OBP: 0.245, SLG: 0.266<br>19 Danny Valencia, R (8, PH)<br>OBP: 0.333, SLG: 0.413<br>1 Jarrod Dyson, L (8, 8)<br>OBP: 0.354, SLG: 0.351 | | C FF 90<br>B SI 90<br>X FF 89<br>1-1 ②<br>F8 | | C FF 90<br>D CH 79<br>F CH 78<br>X CU 78<br>1-2 ③<br>G1-3 | | | B FF 91<br>S FF 90<br>B FF 91<br>F FF 90<br>B FF 91<br>X FF 91<br>3-2 ①<br>F7 | F FF 95<br>X SI 97<br>0-1 ③<br>F9 | | 3<br>1<br>0 | 0<br>0<br>0 | 0<br>0<br>0 | 0<br>0<br>0 | 0<br>0<br>0 | 0<br>0<br>0 | 2<br>2<br>0 |
| 2 Alcides Escobar, R (1, 6)<br>OBP: 0.325, SLG: 0.395 | | B FF 89<br>X CH 80<br>1-0 ③<br>F7 | | | C FF 88<br>B FF 89<br>F FF 89<br>F CU 76<br>B FF 91<br>B FF 90<br>X FF 90<br>3-2 ①<br>F8 | | C FF 92<br>F SL 84<br>F SL 85<br>S SL 84<br>0-3 ②<br>K2-3 | | B FF 94<br>B FF 94<br>C SI 95<br>B FF 95<br>C FF 96<br>C FF 97<br>3-3 ①<br>K | 4 | 0 | 0 | 0 | 0 | 2 | 1 |

| Inning Stats | 1 | 2 | 3 | 4 | 5 | 6 | 7 | 8 | 9 |
|---|---|---|---|---|---|---|---|---|---|
| | R: 0<br>E: 0<br>K: 0<br>S: 11 | R: 0<br>E: 0<br>K: 0<br>S: 9 | R: 0<br>E: 0<br>K: 2<br>S: 17 | R: 0<br>E: 0<br>K: 0<br>S: 9 | R: 1<br>E: 0<br>K: 1<br>S: 14 | R: 0<br>E: 0<br>K: 0<br>S: 8 | R: 0<br>E: 0<br>K: 1<br>S: 13 | R: 0<br>E: 0<br>K: 0<br>S: 11 | R: 2<br>E: 0<br>K: 2<br>S: 16 |
| | H: 2<br>LOB: 2<br>BB: 0<br>P: 16 | H: 1<br>LOB: 1<br>BB: 0<br>P: 15 | H: 0<br>LOB: 1<br>BB: 1<br>P: 27 | H: 1<br>LOB: 1<br>BB: 0<br>P: 11 | H: 2<br>LOB: 1<br>BB: 0<br>P: 24 | H: 1<br>LOB: 0<br>BB: 0<br>P: 11 | H: 1<br>LOB: 2<br>BB: 1<br>P: 21 | H: 2<br>LOB: 2<br>BB: 0<br>P: 16 | H: 3<br>LOB: 2<br>BB: 0<br>P: 24 |

| PITCHER | | IP | WLS | BF | H | R | ER | SO | BB | IBB | HBP | BLK | WP | HR | S | P | ERA | WHIP |
|---|---|---|---|---|---|---|---|---|---|---|---|---|---|---|---|---|---|---|
| 58 Jeremy Hellickson, R<br>ERA: 2.08 | (1, 1) | 4.1 | | 20 | 6 | 1 | 1 | 2 | 1 | 0 | 0 | 0 | 1 | 0 | 54 | 84 | 2.08 | 1.615 |
| 26 Brad Boxberger, R<br>ERA: 2.57 | (5, 1) | 1.2 | W | 5 | 1 | 0 | 0 | 1 | 0 | 0 | 0 | 0 | 0 | 0 | 14 | 20 | 0.00 | 0.600 |
| 50 Grant Balfour, R<br>ERA: 4.93 | (7, 1) | 1.0 | H | 5 | 1 | 0 | 0 | 1 | 1 | 0 | 0 | 0 | 0 | 0 | 13 | 21 | 0.00 | 2.000 |
| 62 Joel Peralta, R<br>ERA: 3.82 | (8, 1) | 0.2 | H | 4 | 2 | 0 | 0 | 0 | 0 | 0 | 0 | 0 | 0 | 0 | 9 | 14 | 0.00 | 3.000 |
| 57 Jake McGee, L<br>ERA: 1.58 | (8, 1) | 1.1 | S | 7 | 3 | 2 | 2 | 2 | 0 | 0 | 0 | 0 | 0 | 0 | 18 | 26 | 13.50 | 2.250 |

| PITCHER | IP | WLS | BF | H | R | ER | SO | BB | IBB | HBP | BLK | WP | HR | S | P | ERA | WHIP |
|---|---|---|---|---|---|---|---|---|---|---|---|---|---|---|---|---|---|

# TOP

## Kansas City Royals @ Tampa Bay Rays

Tropicana Field, St. Petersburg, FL

Tue Jul 08 2014, 7:12 PM - 10:43 PM EDT

Att. 12,818 - Dome - 72 F

livebaseballscorecards.com

| | |
|---|---|
| AB | 39 |
| R | 3 |
| H | 13 |
| RBI | 3 |
| BB | 2 |
| SO | 6 |
| LOB | 22 |

| | | | | | | | | | |
|---|---|---|---|---|---|---|---|---|---|
| 1B: 11 | SF: 0 | WP: 1 | PA: 41 |
| 2B: 1 | SAC: 0 | PB: 0 | |
| 3B: 1 | DP: 1 | SB: 1 | |
| HR: 0 | HBP: 0 | CS: 0 | |

| Batter | 1 | 2 | 3 | 4 | 5 | 6 | 7 | 8 | 9 | AB | R | H | RBI | BB | SO | LOB |
|---|---|---|---|---|---|---|---|---|---|---|---|---|---|---|---|---|
| 8 Desmond Jennings, R (1, 8)<br>OBP: 0.335, SLG: 0.393 | C FF 86<br>B FF 87<br>B CH 80<br>C SI 87<br>C CH 81<br>2-3<br>K | | B KC 72<br>B CH 80<br>B SI 87<br>B FF 86<br>4-0<br>BB | | C KC 73<br>B CH 81<br>S FF 88<br>X FF 88<br>1-2<br>F8 | | C FF 91<br>B SL 80<br>F SL 81<br>X FF 91<br>1-2<br>F9 | | | 3 | 0 | 0 | 0 | 1 | 1 | 0 |
| 18 Ben Zobrist, S (1, 6)<br>OBP: 0.349, SLG: 0.408 | C FF 88<br>B KC 74<br>C CH 80<br>B CH 82<br>B SI 88<br>X CH 80<br>3-2<br>G4-3 | | C SI 87<br>X SI 87<br>0-1<br>F9 | | | C KC 72<br>B FF 86<br>B FF 87<br>X CH 79<br>2-1<br>5<br>2B<br>3<br>1B<br>1B | B FF 92<br>C SL 81<br>X CH 85<br>1-1<br>F8 | | | 4 | 1 | 1 | 0 | 0 | 0 | 1 |
| 5 Brandon Guyer, R (1, 7)<br>OBP: 0.313, SLG: 0.364 | B SI 87<br>F SI 88<br>B KC 75<br>S CH 81<br>B CH 81<br>X FF 88<br>3-2<br>3<br>FC5-4<br>1B | | 1 SAFE<br>F CH 80<br>X CH 80<br>0-1<br>F8 | | | F FF 87<br>F FF 87<br>D KC 72<br>B KC 75<br>X CH 79<br>2-2<br>3<br>1B<br>1-3<br>2B | | X CH 83<br>0-0<br>3<br>FC6<br>21<br>2B<br>1B | | 4 | 2 | 3 | 0 | 0 | 0 | 1 |
| 3 Evan Longoria, R (1, 5)<br>OBP: 0.339, SLG: 0.397 | C SI 87<br>1 SAFE<br>B FF 88<br>X CH 80<br>1-1<br>FC5-4<br>1-2f | | | C KC 73<br>B CH 78<br>F CH 79<br>X SI 88<br>1-2<br>P2 | | B CH 81<br>X KC 74<br>1-0<br>1<br>BB<br>2-H<br>3-H<br>1B | | B SI 88<br>1 SAFE<br>S SI 88<br>B CH 84<br>1 SAFE<br>1 SAFE<br>C SI 89<br>1 SAFE<br>X SL 82<br>2-2<br>FC6<br>21<br>2B<br>11<br>SF9<br>1-2 | | 4 | 1 | 1 | 2 | 0 | 0 | 2 |
| 21 James Loney, L (1, 3)<br>OBP: 0.332, SLG: 0.382 | | B FF 85<br>F FF 86<br>B CH 80<br>F SI 88<br>X KC 75<br>2-2<br>G1-3 | | B KC 75<br>F SI 87<br>F SI 88<br>F SI 89<br>B FF 89<br>B FF 88<br>X SI 88<br>3-2<br>1<br>FC6-4<br>1B | | B SI 87<br>C KC 75<br>B SI 87<br>C SI 87<br>X SI 87<br>2-2<br>L8 | | B SL 76<br>X SI 89<br>1-0<br>11<br>SF9<br>1-3<br>2-H<br>2B | | 4 | 0 | 2 | 1 | 0 | 0 | 1 |
| 11 Logan Forsythe, R (1, 4)<br>OBP: 0.289, SLG: 0.339 | | C FF 87<br>B CH 81<br>X CH 81<br>1-1<br>F8 | | B SI 87<br>C SI 87<br>B SI 87<br>B CH 80<br>F FF 88<br>T FF 89<br>3-2<br>K | | C SI 86<br>X FF 87<br>0-1<br>P4 | | C SL 77<br>B SI 88<br>F SI 88<br>B SL 82<br>X SI 90<br>2-2<br>SF9<br>2-3<br>3-H | | 3 | 0 | 0 | 1 | 0 | 1 | 2 |
| 1 Sean Rodríguez, R (1, 10)<br>OBP: 0.291, SLG: 0.507 | | B FF 87<br>F SI 87<br>X KC 75<br>1-1<br>2B | | S CH 81<br>C FF 89<br>B CH 81<br>B CH 82<br>X CH 80<br>2-2<br>FC6-4<br>1-2f | | B CH 80<br>B CH 81<br>S CH 78<br>B FF 88<br>B FF 88<br>4-1<br>1-2<br>BB | | B CH 84<br>B CH 84<br>S SI 89<br>F SI 90<br>S SL 82<br>2-3<br>K | | 3 | 0 | 1 | 0 | 1 | 1 | 2 |
| 24 Ryan Hanigan, R (1, 2)<br>OBP: 0.309, SLG: 0.327 | | C CH 80<br>B FF 87<br>F FF 88<br>F CH 81<br>B FF 88<br>B CH 81<br>S CH 82<br>3-3<br>K | | | B FF 84<br>B SI 85<br>F SI 85<br>B FF 86<br>C CH 80<br>F CH 80<br>X FF 88<br>3-2<br>P6 | D SL 83<br>C SI 92<br>X SL 80<br>1-1<br>G6-3 | | B SI 90<br>B CH 84<br>B CH 85<br>B SI 90<br>4-0<br>BB | | 3 | 0 | 0 | 0 | 1 | 1 | 3 |
| 39 Kevin Kiermaier, L (1, 9)<br>OBP: 0.314, SLG: 0.542 | | | B SI 85<br>X SI 86<br>1-0<br>P1 | | B KC 74<br>C SI 87<br>B CH 82<br>X SI 88<br>2-1<br>P6 | | C FF 91<br>X CH 85<br>0-1<br>L3-4-3 | X SI 89<br>0-0<br>G5-3 | | 4 | 0 | 0 | 0 | 0 | 0 | 2 |
| Inning Stats | R: 0<br>E: 0<br>K: 1<br>S: 11<br>H: 1<br>LOB: 1<br>BB: 0<br>P: 20 | R: 0<br>E: 0<br>K: 1<br>S: 11<br>H: 1<br>LOB: 1<br>BB: 0<br>P: 18 | R: 0<br>E: 0<br>K: 0<br>S: 5<br>H: 0<br>LOB: 1<br>BB: 1<br>P: 10 | R: 0<br>E: 0<br>K: 1<br>S: 14<br>H: 1<br>LOB: 1<br>BB: 0<br>P: 23 | R: 0<br>E: 0<br>K: 0<br>S: 9<br>H: 0<br>LOB: 0<br>BB: 0<br>P: 15 | R: 2<br>E: 0<br>K: 0<br>S: 14<br>H: 3<br>LOB: 2<br>BB: 1<br>P: 26 | R: 0<br>E: 0<br>K: 0<br>S: 7<br>H: 0<br>LOB: 0<br>BB: 0<br>P: 9 | R: 2<br>E: 0<br>K: 1<br>S: 12<br>H: 2<br>LOB: 2<br>BB: 1<br>P: 23 | | 1B: 5<br>2B: 3<br>3B: 0<br>HR: 0<br>SF: 1<br>SAC: 0<br>DP: 0<br>HBP: 0 | | | | WP: 0<br>PB: 0<br>SB: 0<br>CS: 0<br>PA: 36 | | |

| PITCHER | | IP | WLS | BF | H | R | ER | SO | BB | IBB | HBP | BLK | WP | HR | S | P | ERA | WHIP |
|---|---|---|---|---|---|---|---|---|---|---|---|---|---|---|---|---|---|---|
| 51 Jason Vargas, L<br>ERA: 3.31 | (1, 1) | 5.2 | L | 25 | 6 | 2 | 2 | 3 | 2 | 0 | 0 | 0 | 0 | 0 | 62 | 109 | 3.18 | 1.412 |
| 43 Aaron Crow, R<br>ERA: 2.45 | (6, 1) | 1.1 | | 4 | 0 | 0 | 0 | 0 | 0 | 0 | 0 | 0 | 0 | 0 | 9 | 12 | 0.00 | 0.000 |
| 67 Francisley Bueno, L<br>ERA: 1.98 | (8, 1) | 1.0 | | 7 | 2 | 2 | 2 | 1 | 1 | 0 | 0 | 0 | 0 | 0 | 12 | 23 | 18.00 | 3.000 |

| PITCHER | IP | WLS | BF | H | R | ER | SO | BB | IBB | HBP | BLK | WP | HR | S | P | ERA | WHIP |
|---|---|---|---|---|---|---|---|---|---|---|---|---|---|---|---|---|---|

# BOTTOM

## Kansas City Royals @ Tampa Bay Rays

Tropicana Field, St. Petersburg, FL

Tue Jul 08 2014, 7:12 PM - 10:43 PM EDT

Att. 12,818 - Dome - 72 F

livebaseballscorecards.com

| | |
|---|---|
| AB | 32 |
| R | 4 |
| H | 8 |
| RBI | 4 |
| BB | 3 |
| SO | 4 |
| LOB | 14 |

| Batter | 1 | 2 | 3 | 4 | 5 | 6 | 7 | 8 | 9 | AB | R | H | RBI | BB | SO | LOB |
|---|---|---|---|---|---|---|---|---|---|---|---|---|---|---|---|---|
| 1 Jarrod Dyson, L (1, 8)<br>OBP: 0.349, SLG: 0.346 | C FF 91<br>S CH 88<br>S CH 87<br>0-3<br>① K | | B KC 80<br>B KC 80<br>X FF 91<br>2-0<br>② G6-3 | | C FF 91<br>B KC 81<br>X CH 87<br>1-1<br>① G4-3 | | B FF 92<br>X CH 87<br>1-0<br>② FC6<br>6<br>1B<br>1-2f | | B CU 78<br>C FF 90<br>X CU 78<br>1-1<br>35<br>S<br>6<br>S<br>13<br>HR<br>1B | 5 | 1 | 1 | 0 | 0 | 1 | 1 |
| 6 Lorenzo Cain, R (1, 9)<br>OBP: 0.360, SLG: 0.449 | F FF 94<br>S CH 87<br>S CH 88<br>0-3<br>② K | | B KC 82<br>X FF 91<br>1-0<br>35<br>S<br>1B | | S KC 81<br>X CH 88<br>0-1<br>② G5-3 | | 1 SAFE<br>1 SAFE<br>F FF 91<br>1 SAFE<br>X FF 92<br>0-1<br>35<br>BB<br>1-3<br>1B | | C FF 90<br>F FS 81<br>B FS 83<br>B FS 84<br>C FF 91<br>2-3<br>① K<br>1-2 | 5 | 0 | 2 | 0 | 0 | 2 | 1 |
| 35 Eric Hosmer, L (1, 3)<br>OBP: 0.310, SLG: 0.366 | X FF 92<br>0-0<br>HR | | 1 SAFE<br>1 SAFE<br>1 SAFE<br>1 SAFE<br>C CH 87<br>S KC 81<br>B CH 88<br>F CH 88<br>X KC 81<br>1-2<br>③ L8<br>1-2 | | B CH 87<br>C CH 87<br>B KC 82<br>B CH 87<br>B FF 92<br>4-1<br>BB | | B FF 92<br>C FF 92<br>B SL 85<br>F FC 91<br>B FF 91<br>D SL 84<br>4-2<br>1-2<br>BB | | B FS 82<br>C CU 79<br>B FF 91<br>D FS 83<br>D CU 79<br>4-1<br>13<br>HR<br>2-3<br>BB | 2 | 2 | 1 | 1 | 3 | 0 | 1 |
| 13 Salvador Perez, R (1, 2)<br>OBP: 0.329, SLG: 0.444 | B KC 81<br>B CH 86<br>X FF 92<br>2-0<br>③ G5-3 | | | B KC 79<br>X FF 92<br>1-0<br>16<br>1B<br>14<br>1B<br>18<br>G3<br>1B | X FF 92<br>0-0<br>③ F9 | | X SL 86<br>0-0<br>③ P4 | | S FF 92<br>X FF 91<br>0-1<br>1-H<br>3-H<br>HR | 5 | 2 | 2 | 3 | 0 | 0 | 4 |
| 14 Omar Infante, R (1, 4)<br>OBP: 0.315, SLG: 0.382 | | B FF 93<br>B KC 81<br>B FF 92<br>B FF 91<br>4-0<br>16<br>FC5-4<br>BB | | X FF 91<br>0-0<br>18<br>G3<br>16<br>1B<br>1-2<br>1B | | C FF 92<br>C KC 82<br>B CH 88<br>B CH 88<br>S CH 88<br>2-3<br>① K | | C SI 93<br>F FF 94<br>B SI 95<br>F FF 95<br>X CU 78<br>1-2<br>19<br>FC5<br>16<br>1B<br>1B | B FF 92<br>X SL 83<br>1-0<br>1B | 4 | 0 | 3 | 0 | 1 | 1 | 0 |
| 16 Billy Butler, R (1, 10)<br>OBP: 0.325, SLG: 0.346<br>24 Christian Colón, R (8, PR)<br>OBP: 0.300, SLG: 0.700 (8, 10) | | B CH 86<br>F FF 92<br>X CH 87<br>1-1<br>① FC5-4<br>19<br>FC6-4<br>1-2f | | D KC 82<br>F FF 92<br>S CH 87<br>X CH 88<br>1-2<br>18<br>G3<br>1-2<br>2-3<br>1B | | B KC 82<br>C FF 92<br>S CH 87<br>S CH 89<br>1-3<br>② K | | D SI 93<br>C SI 95<br>B SI 94<br>F FF 96<br>X FF 95<br>2-2<br>19<br>FC5<br>1-2<br>1B | D SL 83<br>X SL 84<br>1-0<br>② P4 | 4<br>1 | 0<br>0 | 2<br>0 | 0<br>0 | 0<br>0 | 1<br>0 | 1<br>1 |
| 18 Raul Ibanez, L (1, 7)<br>OBP: 0.240, SLG: 0.259<br>4 Alex Gordon, L (9, 7)<br>OBP: 0.348, SLG: 0.425 | | C KC 80<br>B KC 80<br>S CH 87<br>S CH 88<br>1-3<br>② K | | B KC 82<br>F FF 92<br>X CH 89<br>1-1<br>① G3<br>1-2<br>2-3<br>3-H | | C FF 92<br>B KC 82<br>C FF 92<br>F CH 87<br>B KC 82<br>X CH 87<br>2-2<br>③ G6-3 | | S SI 95<br>S SI 93<br>B SI 97<br>S SI 96<br>1-3<br>① K | B FF 92<br>X SL 83<br>1-0<br>③ F8 | 5<br>0 | 0<br>0 | 0<br>0 | 1<br>0 | 0<br>0 | 2<br>0 | 6<br>0 |
| 19 Danny Valencia, R (1, 5)<br>OBP: 0.320, SLG: 0.396 | | D CH 87<br>C FF 91<br>B SI 92<br>S CH 87<br>X FF 91<br>2-2<br>③ FC6-4<br>1-2f | | S FF 92<br>X CH 87<br>0-1<br>② L5 | | | C FF 91<br>S CH 87<br>B CH 88<br>B CH 86<br>X FF 92<br>2-2<br>E6<br>2<br>FC5-4 | B CH 80<br>B CH 80<br>F FF 94<br>B FF 95<br>F FF 92<br>X CH 81<br>3-2<br>② FC5<br>1-2<br>2-3f | | 4 | 0 | 0 | 0 | 0 | 0 | 5 |
| 2 Alcides Escobar, R (1, 6)<br>OBP: 0.322, SLG: 0.390 | | | C FF 91<br>B CH 87<br>C FF 91<br>S CH 88<br>1-3<br>① K | B FF 93<br>B FF 92<br>S CH 88<br>B FF 93<br>F FF 93<br>S CH 88<br>3-3<br>③ K | | | C KC 80<br>B KC 80<br>F FF 91<br>X CH 87<br>1-2<br>① FC5-4<br>1<br>FC6<br>1-2f | C FF 93<br>F FF 95<br>F FF 96<br>X FF 94<br>0-2<br>③ P6 | | 4 | 0 | 0 | 0 | 0 | 2 | 5 |
| Inning Stats | R: 1<br>E: 0<br>K: 2<br>S: 8<br>H: 1<br>LOB: 0<br>BB: 0<br>P: 10 | R: 0<br>E: 0<br>K: 1<br>S: 8<br>H: 0<br>LOB: 1<br>BB: 1<br>P: 16 | R: 0<br>E: 0<br>K: 1<br>S: 9<br>H: 1<br>LOB: 1<br>BB: 0<br>P: 14 | R: 1<br>E: 0<br>K: 1<br>S: 12<br>H: 3<br>LOB: 2<br>BB: 0<br>P: 18 | R: 0<br>E: 0<br>K: 0<br>S: 6<br>H: 0<br>LOB: 1<br>BB: 1<br>P: 11 | R: 0<br>E: 0<br>K: 2<br>S: 11<br>H: 0<br>LOB: 0<br>BB: 0<br>P: 16 | R: 0<br>E: 1<br>K: 0<br>S: 12<br>H: 1<br>LOB: 3<br>BB: 1<br>P: 20 | R: 0<br>E: 0<br>K: 1<br>S: 17<br>H: 2<br>LOB: 2<br>BB: 0<br>P: 24 | R: 3<br>E: 0<br>K: 1<br>S: 11<br>H: 3<br>LOB: 1<br>BB: 1<br>P: 21 | 1B: 9<br>2B: 0<br>3B: 0<br>HR: 2<br>SF: 0<br>SAC: 0<br>DP: 0<br>HBP: 0 | | | | | | |

| PITCHER | | IP | WLS | BF | H | R | ER | SO | BB | IBB | HBP | BLK | WP | HR | S | P | ERA | WHIP |
|---|---|---|---|---|---|---|---|---|---|---|---|---|---|---|---|---|---|---|
| 53 Alex Cobb, R<br>ERA: 4.14 | (1, 1) | 6.2 | | 29 | 6 | 2 | 2 | 7 | 2 | 0 | 0 | 0 | 0 | 1 | 63 | 98 | 2.70 | 1.200 |
| 50 Grant Balfour, R<br>ERA: 4.89 | (7, 1) | 0.1 | H | 2 | 0 | 0 | 0 | 0 | 1 | 0 | 0 | 0 | 0 | 0 | 3 | 7 | 0.00 | 3.000 |
| 57 Jake McGee, L<br>ERA: 1.56 | (8, 1) | 0.1 | H | 3 | 2 | 0 | 0 | 1 | 0 | 0 | 0 | 0 | 0 | 0 | 10 | 14 | 0.00 | 6.000 |
| 26 Brad Boxberger, R<br>ERA: 2.52 | (8, 1) | 0.2 | H | 2 | 0 | 0 | 0 | 0 | 0 | 0 | 0 | 0 | 0 | 0 | 7 | 10 | 0.00 | 0.000 |
| 62 Joel Peralta, R<br>ERA: 4.26 | (9, 1) | 0.1 | H | 3 | 1 | 2 | 2 | 1 | 1 | 0 | 0 | 0 | 0 | 0 | 6 | 13 | 54.00 | 6.000 |

| PITCHER | | IP | WLS | BF | H | R | ER | SO | BB | IBB | HBP | BLK | WP | HR | S | P | ERA | WHIP |
|---|---|---|---|---|---|---|---|---|---|---|---|---|---|---|---|---|---|---|
| 49 Kirby Yates, R<br>ERA: 2.57 | (9, 1) | 0.2 | L | 4 | 2 | 1 | 1 | 0 | 0 | 0 | 0 | 0 | 0 | 1 | 5 | 8 | 13.50 | 3.000 |

# TOP

# Kansas City Royals @ Tampa Bay Rays

Tropicana Field, St. Petersburg, FL

Wed Jul 09 2014, 7:12 PM - 10:46 PM EDT

Att. 12,150 - Dome - 72 F

livebaseballscorecards.com

| | |
|---|---|
| AB | 39 |
| R | 5 |
| H | 11 |
| RBI | 5 |
| BB | 4 |
| SO | 9 |
| LOB | 25 |

| | | | |
|---|---|---|---|
| 1B: 9 | SF: 0 | WP: 0 | PA: 43 |
| 2B: 0 | SAC: 0 | PB: 0 | |
| 3B: 0 | DP: 0 | SB: 3 | |
| HR: 2 | HBP: 0 | CS: 0 | |

| Batter | 1 | 2 | 3 | 4 | 5 | 6 | 7 | 8 | 9 | AB | R | H | RBI | BB | SO | LOB |
|---|---|---|---|---|---|---|---|---|---|---|---|---|---|---|---|---|
| 8 Desmond Jennings, R (1, 8)<br>OBP: 0.333, SLG: 0.389 | S FF 96<br>B FF 97<br>B FF 98<br>S FF 98<br>B FF 99<br>S FF 99<br>3-3 K ① | | C FF 97<br>C FF 97<br>1 SAFE<br>B FF 99<br>B CU 84<br>B FF 98<br>S FF 98<br>3-3 K ①②<br>1-2 | C FF 98<br>S FF 98<br>X FF 98<br>0-2 F7 ③ | | B FF 98<br>B FF 98<br>B FF 97<br>C FF 98<br>X FF 98<br>3-1 G6-3 ②<br>1-2<br>2-3 | | S SI 92<br>D FF 92<br>B SL 80<br>B FF 90<br>1 SAFE<br>F FF 90<br>B FF 92<br>4-2 18 BB BB<br>1-2 | | 4 | 0 | 0 | 0 | 1 | 2 | 3 |
| 18 Ben Zobrist, S (1, 6)<br>OBP: 0.352, SLG: 0.406 | B FF 98<br>B FF 98<br>B FF 98<br>C FF 96<br>C FF 96<br>X FF 97<br>3-2 F8 ② | | B CU 82<br>B CH 87<br>B FF 98<br>C FF 97<br>B FF 96<br>4-1 BB | | B CU 77<br>B FC 93<br>C FF 96<br>X CH 87<br>2-1 F9 ① | B FF 99<br>B CH 90<br>C FF 99<br>B CH 90<br>C FF 100<br>B FF 99<br>4-2 BB | | C FF 91<br>B CH 85<br>B SL 82<br>B FF 92<br>B SI 91<br>4-1 BB<br>1-2<br>2-3 | | 2 | 0 | 0 | 0 | 3 | 0 | 0 |
| 20 Matt Joyce, L (1, 10)<br>OBP: 0.351, SLG: 0.427<br>11 Logan Forsythe, R (6, PH)<br>OBP: 0.286, SLG: 0.335<br>(7, 10) | C FF 98<br>X CU 81<br>0-1 F7 ③ | | F FF 97<br>F FF 99<br>S CH 89<br>0-3 K ③ | | C CU 82<br>S CH 87<br>B CU 85<br>X FF 97<br>1-2 3 BB 1B | X SI 86<br>0-0 F8 ③ | | B FF 90<br>C FF 91<br>B SL 81<br>F FF 91<br>X SI 91<br>2-2 F8 ③ | | 3<br>2 | 0<br>0 | 1<br>0 | 0<br>0 | 0<br>0 | 1<br>0 | 1<br>6 |
| 3 Evan Longoria, R (1, 5)<br>OBP: 0.340, SLG: 0.395 | | S FF 98<br>S FF 97<br>B FF 99<br>S FF 99<br>1-3 K ① | | S FF 98<br>B FF 98<br>X CU 82<br>1-1 28 BB 21 BB 39 HR 1B | F FF 98<br>C FF 98<br>B CH 88<br>B FF 98<br>D CU 83<br>B FF 95<br>4-2 BB<br>1-2 | | F SL 79<br>F SI 86<br>X SI 87<br>0-2 F7 ① | | C SL 85<br>B FF 95<br>C SL 84<br>S SL 86<br>1-3 K ① | 4 | 1 | 1 | 0 | 1 | 2 | 0 |
| 21 James Loney, L (1, 3)<br>OBP: 0.330, SLG: 0.377 | | B FF 99<br>C CH 86<br>C FF 98<br>B FF 99<br>X CU 83<br>2-2 G5-3 ② | | S FF 97<br>B FF 94<br>C CH 87<br>F FF 96<br>B FC 98<br>F CU 87<br>B FF 99<br>B FF 97<br>4-2 28 BB 39 HR BB<br>1-2 | C SI 96<br>F CU 84<br>B FF 98<br>B CH 88<br>D CH 87<br>S FF 98<br>3-3 K ② | | B CU 72<br>C SI 87<br>B SI 87<br>F SL 79<br>B CU 73<br>F SI 87<br>F SI 87<br>X SI 86<br>3-2 P5 ② | | B FF 97<br>C SL 86<br>B FF 96<br>C FF 96<br>X SL 86<br>3-2 G6-3 ② | 4 | 1 | 0 | 0 | 1 | 1 | 2 |
| 5 Brandon Guyer, R (1, 7)<br>OBP: 0.309, SLG: 0.357 | | F FF 99<br>X FF 100<br>0-1 1 HBP 1B | | F FF 98<br>S FC 100<br>F CU 85<br>B FF 99<br>B CH 90<br>B FF 100<br>X FF 99<br>3-2 L7 ① | D CU 83<br>B FC 94<br>X FC 93<br>2-0 G1-3 ③ | | C CU 72<br>B SI 87<br>X SI 87<br>1-1 G5-3 ③ | | C SL 86<br>S SL 87<br>S SL 85<br>0-3 K ③ | 5 | 0 | 1 | 0 | 0 | 1 | 4 |
| 1 Sean Rodríguez, R (1, 4)<br>OBP: 0.289, SLG: 0.496 | | B CH 86<br>H FF 96<br>2-0<br>1-2 HBP | | S FF 97<br>S FF 98<br>X FF 100<br>0-2 L7 ② | | B SI 96<br>F FF 96<br>X CU 80<br>1-1 G5-3 ① | | B FF 91<br>X FF 92<br>1-0 F9 ① | | 3 | 0 | 0 | 0 | 0 | 0 | 2 |
| 28 José Molina, R (1, 2)<br>OBP: 0.224, SLG: 0.194 | | F FF 96<br>D CU 82<br>C CH 84<br>X CH 86<br>1-2 F7 ③ | | C FF 98<br>B FF 98<br>B FF 96<br>B FC 95<br>C FF 97<br>B FF 97<br>4-2 39 HR BB<br>1-2<br>2-3 | | B SI 97<br>X FF 96<br>1-0 8 G6-3 39 1B 1B | | C FF 92<br>X FF 92<br>0-1 F8 ② | | 3 | 1 | 1 | 0 | 1 | 0 | 2 |
| 39 Kevin Kiermaier, L (1, 9)<br>OBP: 0.331, SLG: 0.574 | | | X FF 96<br>0-0 8 K 1B | C CH 88<br>S CH 88<br>F CH 87<br>B FC 100<br>X CU 88<br>1-2 HR<br>1-H<br>2-H<br>3-H | | C CU 80<br>D CH 90<br>B FF 98<br>F FF 99<br>B FF 99<br>X CH 90<br>3-2 8 G6-3 1B<br>1-2 | | B FF 93<br>X FF 92<br>1-0 18 BB 8 BB 1B | | 4 | 1 | 4 | 4 | 0 | 0 | 0 |

| Inning Stats | | | | | | | | | |
|---|---|---|---|---|---|---|---|---|---|
| | R: 0<br>E: 0<br>K: 1<br>S: 8 | H: 0<br>LOB: 0<br>BB: 0<br>P: 14 | R: 0<br>E: 0<br>K: 1<br>S: 11 | H: 1<br>LOB: 2<br>BB: 0<br>P: 17 | R: 0<br>E: 0<br>K: 2<br>S: 8 | H: 1<br>LOB: 1<br>BB: 1<br>P: 15 | R: 4<br>E: 0<br>K: 0<br>S: 22 | H: 2<br>LOB: 0<br>BB: 2<br>P: 35 | R: 0<br>E: 0<br>K: 1<br>S: 11 | H: 1<br>LOB: 2<br>BB: 1<br>P: 23 |
| | R: 0<br>E: 0<br>K: 0<br>S: 11 | H: 2<br>LOB: 3<br>BB: 1<br>P: 23 | R: 0<br>E: 0<br>K: 0<br>S: 10 | H: 0<br>LOB: 0<br>BB: 0<br>P: 14 | R: 0<br>E: 0<br>K: 0<br>S: 10 | H: 1<br>LOB: 3<br>BB: 2<br>P: 22 | R: 0<br>E: 0<br>K: 2<br>S: 9 | H: 0<br>LOB: 0<br>BB: 0<br>P: 13 | 1B: 7<br>2B: 0<br>3B: 0<br>HR: 1 | SF: 0<br>SAC: 0<br>DP: 0<br>HBP: 1 | WP: 0<br>PB: 0<br>SB: 0<br>CS: 0 | PA: 42 |

| PITCHER | IP | WLS | BF | H | R | ER | SO | BB | IBB | HBP | BLK | WP | HR | S | P | ERA | WHIP |
|---|---|---|---|---|---|---|---|---|---|---|---|---|---|---|---|---|---|
| 30 Yordano Ventura, R (1, 1)<br>ERA: 3.28 | 5.0 | | 24 | 5 | 4 | 4 | 5 | 4 | 0 | 1 | 0 | 0 | 1 | 60 | 104 | 7.20 | 1.800 |
| 40 Kelvin Herrera, R (6, 1)<br>ERA: 2.19 | 0.2 | | 5 | 2 | 0 | 0 | 0 | 1 | 0 | 0 | 0 | 0 | 0 | 10 | 22 | 0.00 | 4.500 |
| 37 Scott Downs, L (6, 1)<br>ERA: 5.33 | 1.1 | | 4 | 0 | 0 | 0 | 0 | 0 | 0 | 0 | 0 | 0 | 0 | 11 | 15 | 0.00 | 0.000 |
| 43 Aaron Crow, R (8, 1)<br>ERA: 2.39 | 1.0 | W | 6 | 1 | 0 | 0 | 0 | 2 | 0 | 0 | 0 | 0 | 0 | 10 | 22 | 0.00 | 3.000 |
| 56 Greg Holland, R (9, 1)<br>ERA: 1.87 | 1.0 | S | 3 | 0 | 0 | 0 | 2 | 0 | 0 | 0 | 0 | 0 | 0 | 9 | 13 | 0.00 | 0.000 |

| PITCHER | IP | WLS | BF | H | R | ER | SO | BB | IBB | HBP | BLK | WP | HR | S | P | ERA | WHIP |
|---|---|---|---|---|---|---|---|---|---|---|---|---|---|---|---|---|---|

# BOTTOM

# Kansas City Royals @ Tampa Bay Rays

Tropicana Field, St. Petersburg, FL

Wed Jul 09 2014, 7:12 PM - 10:46 PM EDT

Att. 12,150 - Dome - 72 F

livebaseballscorecards.com

| | |
|---|---|
| AB | 34 |
| R | 4 |
| H | 8 |
| RBI | 4 |
| BB | 7 |
| SO | 7 |
| LOB | 20 |

# Toronto Blue Jays @ Tampa Bay Rays

Tropicana Field, St. Petersburg, FL

Fri Jul 11 2014, 7:12 PM - 10:51 PM EDT

Att. 17,533 - Dome - 72 F

livebaseballscorecards.com

| Batter | 1 | 2 | 3 | 4 | 5 | 6 | 7 | 8 | 9 | AB | R | H | RBI | BB | SO | LOB |
|---|---|---|---|---|---|---|---|---|---|---|---|---|---|---|---|---|
| 7 José Reyes, S (1, 6)<br>OBP: 0.327, SLG: 0.415 | C FF 92<br>C SI 95<br>F FF 95<br>F FF 96<br>B FF 97<br>S SL 89<br>1-3 K ① | | D CH 86<br>B SL 86<br>C FF 94<br>X FF 94<br>2-1 53 1B, 66 1B, 19 SF9, 1B<br>1-2<br>2-3 | F FF 94<br>F SI 94<br>B FF 95<br>X FF 95<br>1-2<br>2-H<br>3-H 1B | | | F CH 83<br>B FF 87<br>L SL 82<br>F SL 83<br>F FF 89<br>F CU 70<br>X FF 90<br>1-2 G4-3 ① | | B SL 84<br>B FF 92<br>C SL 83<br>X SL 85<br>2-1<br>1-3 18 1B, 2B | 5 | 2 | 3 | 2 | 0 | 1 | 0 |
| 66 Munenori Kawasaki, L (1, 4)<br>OBP: 0.344, SLG: 0.330<br>18 Steve Tolleson, R (7, 4)<br>OBP: 0.336, SLG: 0.451 | B FF 95<br>B FF 95<br>C FF 94<br>C FF 94<br>S SL 87<br>2-3 K ② | | X FF 94<br>0-0<br>1-2<br>2-3<br>3-H 19 SF9, 53 1B, 1B | 1 SAFE<br>B SI 92<br>S CH 85<br>C FF 94<br>F SL 87<br>S SL 85<br>1-3 K ③ | | | C SL 81<br>B FF 89<br>B FF 90<br>B FF 90<br>C FF 90<br>X FF 90<br>3-2 G1 ② | | C SL 83<br>B SL 85<br>B FF 91<br>B SL 84<br>C SL 84<br>F FF 92<br>X FF 91<br>3-2<br>2-H<br>3-H 19 WP, 53 BB, 19 1B, 1B | 4<br>1 | 0<br>1 | 1<br>1 | 1<br>2 | 0<br>0 | 2<br>0 | 2<br>0 |
| 53 Melky Cabrera, S (1, 7)<br>OBP: 0.351, SLG: 0.460 | B CH 86<br>F FF 94<br>S FF 95<br>C FF 96<br>1-3 K ③ | | F SL 87<br>F FF 95<br>B FF 96<br>X FF 96<br>1-2<br>1-2<br>2-3<br>3-H 1B | | B FF 93<br>B FF 93<br>X FF 93<br>2-0 33 CS, 1B | | B CH 84<br>F CH 84<br>F SL 82<br>C FF 89<br>1-3 K ③ | | B FF 91<br>B FC 90<br>B CU 82<br>C FF 91<br>B FC 90<br>4-1<br>1-2 19 1B, 19 WP, BB | 4 | 0 | 2 | 1 | 1 | 2 | 0 |
| 19 José Bautista, R (1, 3)<br>OBP: 0.412, SLG: 0.510 | | B FF 94<br>C FF 94<br>B FF 95<br>C SL 84<br>B FF 96<br>C FF 95<br>3-3 K ①<br>C FF 94<br>X FF 96<br>0-1 L7 ② | B FF 95<br>F FF 95<br>F SI 95<br>X FF 96<br>1-2 SF9 ②<br>2-3<br>3-H<br>X CH 86<br>0-0 G6-3 ③ | | D SL 84<br>F FF 92<br>F FF 94<br>B SI 97<br>X SL 85<br>2-2 F7 ①<br>B FF 92<br>D SL 83<br>C FF 92<br>X FF 93<br>2-1 F9 ② | | C FF 93<br>X FF 94<br>0-1 30 G6-3, 1B<br>C CH 80<br>D FF 94<br>B CH 79<br>F CH 80<br>X FF 94<br>2-2 G6-3 ①②<br>1-2f | C SL 84<br>S FF 91<br>B SL 86<br>D FF 91<br>X SL 85<br>2-2<br>1-3<br>2-H 1B<br>B SL 85<br>C FF 92<br>C FF 91<br>F SL 85<br>F FF 92<br>D FF 92<br>B CH 82<br>F CH 83<br>F FF 92<br>3-2<br>X FF 92 F9 ② | 4<br>5 | 0<br>0 | 2<br>0 | 2<br>0 | 0<br>0 | 1<br>0 | 1<br>6 |
| 30 Dioner Navarro, S (1, 2)<br>OBP: 0.300, SLG: 0.351 | | | | | | | | | | | | | | | | |
| 14 Nolan Reimold, R (1, 9)<br>OBP: 0.429, SLG: 0.583<br>33 Darin Mastroianni, R (4, PR)<br>OBP: 0.132, SLG: 0.189 (4, 9) | | F SL 86<br>S SL 88<br>S SL 89<br>0-3 K ③ | | S SL 85<br>B FF 95<br>B FF 94<br>B SL 84<br>B FF 92<br>4-1<br>47 G4-3, 28 F9, 7 1B, BB | D SI 93<br>F SL 83<br>C SL 86<br>B FF 94<br>2-2 CS ③<br>1-2 | F FF 89<br>B SL 82<br>F SL 83<br>F FF 89<br>F SL 83<br>X FF 90<br>2-2 F9 ① | | F FF 91<br>C FF 94<br>F FF 95<br>X CH 78<br>0-2 1B | C FF 92<br>X SL 84<br>0-1 F9 ③ | 1<br>3 | 0<br>1 | 0<br>1 | 0<br>1 | 1<br>0 | 1<br>0 | 0<br>2 |
| 28 Colby Rasmus, L (1, 8)<br>OBP: 0.268, SLG: 0.449 | | | X FF 93<br>0-0 7 1B, 16 BB, 66 1B, 1B | B SL 82<br>X CH 85<br>1-0 F9 ①<br>1-2 | | B SL 84<br>B FF 89<br>B FF 90<br>C FF 89<br>X FF 91<br>3-1 G4-3 ② | | 1 SAFE<br>1 SAFE<br>C FF 91<br>S CH 80<br>1 SAFE<br>B FF 94<br>1 SAFE<br>C FC 95<br>1-3 K ③ | | 4 | 1 | 1 | 0 | 0 | 1 | 2 |
| 16 Dan Johnson, L (1, 10) | | | B FF 92<br>F CH 84<br>D FF 94<br>F FF 93<br>B FF 94<br>B FF 94<br>4-2<br>1-2 66 1B, 7 1B, 53 1B, BB | B FF 94<br>B CH 84<br>B CH 84<br>C FF 94<br>F SI 94<br>B SL 85<br>4-2 47 G4-3, 7 1B, BB | | C FF 90<br>B CU 69<br>B SL 82<br>B FF 90<br>F FF 91<br>B FF 91<br>4-2 BB | | | B FF 90<br>B FF 91<br>B FF 91<br>B FF 90<br>4-0 7 2B, 18 1B, BB | 0 | 3 | 0 | 0 | 4 | 0 | 0 |
| 47 Juan Francisco, L (1, 5)<br>OBP: 0.303, SLG: 0.505 | | | F CH 85<br>B SL 88<br>C SL 85<br>S SL 86<br>1-3 K ① | B SL 85<br>X FF 94<br>1-0 G4-3 ②<br>1-2<br>2-3 | | B SL 83<br>C SL 84<br>C FF 91<br>S FF 90<br>1-3 K ③ | | | C SL 84<br>C FF 91<br>S FF 91<br>0-3 K ① | 4 | 0 | 0 | 0 | 0 | 3 | 6 |

| Inning Stats | | | | | | | | | | | | | | | | | | | | | | |
|---|---|---|---|---|---|---|---|---|---|---|---|---|---|---|---|---|---|---|---|---|---|---|
| | R: 0<br>E: 0<br>K: 3<br>S: 11 | H: 0<br>LOB: 0<br>BB: 0<br>P: 15 | R: 0<br>E: 0<br>K: 2<br>S: 8 | H: 0<br>LOB: 0<br>BB: 0<br>P: 11 | R: 3<br>E: 0<br>K: 1<br>S: 16 | H: 4<br>LOB: 2<br>BB: 1<br>P: 25 | R: 2<br>E: 0<br>K: 1<br>S: 12 | H: 1<br>LOB: 2<br>BB: 2<br>P: 24 | R: 0<br>E: 0<br>K: 0<br>S: 8 | H: 1<br>LOB: 0<br>BB: 0<br>P: 16 | R: 0<br>E: 0<br>K: 1<br>S: 11 | H: 0<br>LOB: 1<br>BB: 1<br>P: 21 | R: 0<br>E: 0<br>K: 1<br>S: 12 | H: 0<br>LOB: 0<br>BB: 0<br>P: 17 | R: 0<br>E: 0<br>K: 1<br>S: 12 | H: 2<br>LOB: 1<br>BB: 0<br>P: 15 | R: 3<br>E: 0<br>K: 1<br>S: 22 | H: 3<br>LOB: 2<br>BB: 2<br>P: 40 | 1B: 10<br>2B: 1<br>3B: 0<br>HR: 0 | SF: 1<br>SAC: 0<br>DP: 1<br>HBP: 0 | WP: 1<br>PB: 0<br>SB: 0<br>CS: 1 | PA: 43 |

| PITCHER | | IP | WLS | BF | H | R | ER | SO | BB | IBB | HBP | BLK | WP | HR | S | P | ERA | WHIP |
|---|---|---|---|---|---|---|---|---|---|---|---|---|---|---|---|---|---|---|
| 22 Chris Archer, R<br>ERA: 3.41 | (1, 1) | 5.0 | | 23 | 6 | 5 | 5 | 7 | 3 | 0 | 0 | 0 | 0 | 0 | 55 | 91 | 9.00 | 1.800 |
| 27 Cesár Ramos, L<br>ERA: 4.04 | (6, 1) | 2.0 | | 7 | 0 | 0 | 0 | 2 | 1 | 0 | 0 | 0 | 0 | 0 | 23 | 38 | 0.00 | 0.500 |
| 26 Brad Boxberger, R<br>ERA: 2.45 | (8, 1) | 1.0 | | 4 | 2 | 0 | 0 | 1 | 0 | 0 | 0 | 0 | 0 | 0 | 12 | 15 | 0.00 | 2.000 |
| 50 Grant Balfour, R<br>ERA: 5.6 | (9, 1) | 0.1 | L | 6 | 3 | 3 | 3 | 1 | 2 | 0 | 0 | 0 | 1 | 0 | 13 | 28 | 81.00 | 15.000 |
| 49 Kirby Yates, R<br>ERA: 2.45 | (9, 1) | 0.2 | | 2 | 0 | 0 | 0 | 0 | 0 | 0 | 0 | 0 | 0 | 0 | 9 | 12 | 0.00 | 0.000 |

| PITCHER | IP | WLS | BF | H | R | ER | SO | BB | IBB | HBP | BLK | WP | HR | S | P | ERA | WHIP |
|---|---|---|---|---|---|---|---|---|---|---|---|---|---|---|---|---|---|

| | |
|---|---|
| AB | 35 |
| R | 8 |
| H | 11 |
| RBI | 8 |
| BB | 6 |
| SO | 11 |
| LOB | 19 |

| Batter | 1 | 2 | 3 | 4 | 5 | 6 | 7 | 8 | 9 | AB | R | H | RBI | BB | SO | LOB |
|---|---|---|---|---|---|---|---|---|---|---|---|---|---|---|---|---|
| 8 Desmond Jennings, R (1, 8)<br>OBP: 0.337, SLG: 0.391 | F CH 79<br>C CH 75<br>B CH 76<br>B SI 82<br>X CH 76<br>2-2<br>5 1B<br>18 1B<br>3 SF9<br>1B | C CH 81<br>S CU 71<br>D CU 72<br>F CH 79<br>B SI 85<br>F CH 79<br>B CU 72<br>F SI 84<br>B CH 79<br>4-2<br>BB | | C CH 82<br>S CH 77<br>B CH 78<br>X SI 83<br>1-2<br>18 1B<br>1-2<br>1B | | X SI 90<br>0-0 ③<br>G4-3 | | C SI 91<br>B SL 76<br>S SI 90<br>F SI 91<br>C SL 77<br>1-3 ②<br>K | | 1 | 1 | 1 | 0 | 1 | 0 | 0 |
| 39 Kevin Kiermaier, L (3, 8)<br>OBP: 0.331, SLG: 0.570 | | | | | | | | | | 3 | 0 | 1 | 0 | 0 | 1 | 1 |
| 18 Ben Zobrist, S (1, 9)<br>OBP: 0.353, SLG: 0.406 | C CH 81<br>B CH 80<br>B CH 78<br>X SI 82<br>2-1<br>3 SF9<br>5 1B<br>1-2<br>1B | B CH 79<br>C FF 81<br>X FC 80<br>1-1 ③<br>F8 | | B CH 77<br>B FC 81<br>B FC 80<br>C SI 83<br>F CH 79<br>X SI 83<br>3-2<br>1-3<br>2-H<br>1B | | | B CH 89<br>C SI 90<br>F CU 82<br>B CH 84<br>X CU 82<br>2-2 ①<br>F8 | B CH 80<br>C SI 91<br>C SI 91<br>B CH 81<br>F SI 91<br>B SL 77<br>F SI 92<br>S SI 92<br>3-3 ③<br>K | | 5 | 0 | 2 | 1 | 0 | 1 | 3 |
| 5 Brandon Guyer, R (1, 7)<br>OBP: 0.312, SLG: 0.359 | X SI 83<br>0-0<br>21 G6-3<br>1-2<br>2-3<br>1B | C SI 82<br>X CH 81<br>0-1<br>1B | B FF 81<br>X CH 81<br>1-0 ③<br>F8 | | | | X CU 83<br>0-0 ②<br>G6-3 | | C FF 86<br>B FC 86<br>C FC 88<br>X FF 87<br>1-2 ①<br>G6-3 | 5 | 0 | 2 | 0 | 0 | 0 | 2 |
| 3 Evan Longoria, R (1, 5)<br>OBP: 0.338, SLG: 0.392 | S CU 72<br>X FF 81<br>0-1 ①<br>SF9<br>2-3<br>3-H | C CH 81<br>F CH 80<br>B CH 79<br>S FF 84<br>1-3 ①<br>K | | | C FF 81<br>X FF 82<br>0-1 ①<br>F9 | | B FF 96<br>S FF 96<br>F FF 95<br>B FF 96<br>B SL 89<br>F FF 94<br>F FF 96<br>F FF 94<br>B SL 87<br>4-2<br>21 BB<br>1 HR<br>BB | | B SL 86<br>C FC 87<br>F FC 86<br>X FC 86<br>1-2 ②<br>F9 | 3 | 1 | 0 | 1 | 1 | 1 | 1 |
| 21 James Loney, L (1, 3)<br>OBP: 0.328, SLG: 0.373 | B CH 81<br>1 SAFE<br>1 SAFE<br>X SI 84<br>1-0 ②③<br>G6-3<br>1-2f | B SI 82<br>B SI 82<br>C FF 83<br>X CH 77<br>2-1 ②<br>P6 | | | C FF 83<br>F SI 82<br>B FF 83<br>X CH 76<br>1-2 ②<br>F8 | | B SI 92<br>C FF 95<br>B SI 95<br>B FF 94<br>B FF 92<br>4-1<br>1 HR<br>1-2<br>BB | | F FC 87<br>F CU 72<br>X CH 80<br>0-2 ③<br>G1-6-3 | 4 | 1 | 0 | 0 | 1 | 0 | 3 |
| 1 Sean Rodríguez, R (1, 10)<br>OBP: 0.288, SLG: 0.510 | | C SI 83<br>B SI 84<br>F CU 71<br>S SI 83<br>1-3 ①<br>K | S SI 83<br>B CH 79<br>S FF 81<br>B SI 84<br>F CU 72<br>X CH 77<br>2-2 ③<br>P6 | | X FF 83<br>0-0 ③<br>P3 | | F FF 93<br>D FF 96<br>X SL 86<br>1-1<br>1-H<br>2-H<br>HR | | | 4 | 1 | 1 | 3 | 0 | 1 | 1 |
| 11 Yunel Escobar, R (1, 6)<br>OBP: 0.324, SLG: 0.328 | B FF 84<br>X CH 76<br>1-0 ②<br>F8 | | C FF 82<br>C CH 79<br>B CH 82<br>B CH 79<br>B CH 77<br>F FF 84<br>F SI 85<br>X SI 82<br>3-2 ①<br>F8 | | C SI 90<br>B SI 91<br>B SI 89<br>F SI 90<br>X SI 91<br>2-2<br>11 G6-4-3<br>1B | | B FF 95<br>B FF 95<br>F FF 93<br>F FF 95<br>B FF 97<br>B SI 94<br>4-2<br>BB | | | 3 | 0 | 1 | 0 | 1 | 0 | 0 |
| 28 José Molina, R (1, 2)<br>OBP: 0.225, SLG: 0.196 | C FF 84<br>F CU 70<br>B CU 67<br>B SI 84<br>F SI 83<br>X SI 84<br>2-2<br>11 2B<br>1B | | B CH 75<br>C CH 77<br>B CH 75<br>F CH 80<br>B CH 78<br>C FF 83<br>3-3 ②<br>K | | F SI 91<br>C SI 90<br>B SI 91<br>B SL 83<br>X SI 89<br>2-2 ①<br>F7 | | B SI 91<br>B SI 90<br>B SI 91<br>C SI 91<br>S SI 91<br>C SI 94<br>3-3 ③<br>K | | | 4 | 0 | 1 | 0 | 0 | 2 | 2 |
| 11 Logan Forsythe, R (1, 4)<br>OBP: 0.291, SLG: 0.344 | B SI 82<br>X SI 83<br>1-0<br>1-3<br>2B | C CH 80<br>C SI 85<br>B SI 84<br>X CU 71<br>1-2<br>39 1B<br>18 1B<br>1B | | | B SI 91<br>X SI 90<br>1-0 ②<br>G6-4-3<br>1-2 | | | B SI 90<br>F SI 90<br>B SI 89<br>B SI 92<br>F SI 91<br>F SI 92<br>X SI 91<br>3-2 ①<br>F8 | | 4 | 1 | 2 | 0 | 0 | 0 | 1 |
| Inning Stats | R: 1 H: 3<br>E: 0 LOB: 1<br>K: 0 BB: 0<br>S: 9 P: 14 | R: 0 H: 2<br>E: 0 LOB: 3<br>K: 1 BB: 1<br>S: 16 P: 26 | R: 0 H: 1<br>E: 0 LOB: 1<br>K: 1 BB: 0<br>S: 11 P: 16 | R: 1 H: 3<br>E: 0 LOB: 2<br>K: 1 BB: 0<br>S: 18 P: 30 | R: 0 H: 0<br>E: 0 LOB: 0<br>K: 0 BB: 0<br>S: 6 P: 7 | R: 0 H: 1<br>E: 0 LOB: 1<br>K: 0 BB: 0<br>S: 8 P: 13 | R: 3 H: 1<br>E: 0 LOB: 1<br>K: 1 BB: 3<br>S: 17 P: 35 | R: 0 H: 0<br>E: 0 LOB: 0<br>K: 2 BB: 0<br>S: 13 P: 20 | R: 0 H: 0<br>E: 0 LOB: 0<br>K: 0 BB: 0<br>S: 9 P: 11 | 1B: 9 SF: 1<br>2B: 1 SAC: 0<br>3B: 0 DP: 1<br>HR: 1 HBP: 0 | | | | | | |

# BOTTOM

## Toronto Blue Jays @ Tampa Bay Rays

Tropicana Field, St. Petersburg, FL

Fri Jul 11 2014, 7:12 PM - 10:51 PM EDT

Att. 17,533 - Dome - 72 F

livebaseballscorecards.com

| | |
|---|---|
| AB | 36 |
| R | 5 |
| H | 11 |
| RBI | 5 |
| BB | 4 |
| SO | 6 |
| LOB | 14 |

WP: 0 PA: 41
PB: 0
SB: 0
CS: 0

| PITCHER | | IP | WLS | BF | H | R | ER | SO | BB | IBB | HBP | BLK | WP | HR | S | P | ERA | WHIP |
|---|---|---|---|---|---|---|---|---|---|---|---|---|---|---|---|---|---|---|
| 56 Mark Buehrle, L<br>ERA: 2.64 | (1, 1) | 5.0 | | 24 | 9 | 2 | 2 | 3 | 1 | 0 | 0 | 0 | 0 | 0 | 60 | 93 | 3.60 | 2.000 |
| 64 Chad Jenkins, R<br>ERA: 3.72 | (6, 1) | 0.2 | H | 3 | 1 | 0 | 0 | 0 | 0 | 0 | 0 | 0 | 0 | 0 | 7 | 12 | 0.00 | 1.500 |
| 27 Brett Cecil, L<br>ERA: 3.41 | (6, 1) | 1.0 | H | 3 | 0 | 0 | 0 | 0 | 0 | 0 | 0 | 0 | 0 | 0 | 5 | 7 | 0.00 | 0.000 |
| 29 Dustin McGowan, R<br>ERA: 4.28 | (7, 1) | 0.0 | B | 4 | 1 | 3 | 3 | 0 | 3 | 0 | 0 | 0 | 0 | 1 | 10 | 23 | ∞ | ∞ |
| 62 Aaron Loup, L<br>ERA: 3.2 | (7, 1) | 1.1 | W | 4 | 0 | 0 | 0 | 3 | 0 | 0 | 0 | 0 | 0 | 0 | 16 | 26 | 0.00 | 0.000 |

| PITCHER | | IP | WLS | BF | H | R | ER | SO | BB | IBB | HBP | BLK | WP | HR | S | P | ERA | WHIP |
|---|---|---|---|---|---|---|---|---|---|---|---|---|---|---|---|---|---|---|
| 44 Casey Janssen, R<br>ERA: 1.29 | (9, 1) | 1.0 | S | 3 | 0 | 0 | 0 | 0 | 0 | 0 | 0 | 0 | 0 | 0 | 9 | 11 | 0.00 | 0.000 |

# TOP

# Toronto Blue Jays @ Tampa Bay Rays

Tropicana Field, St. Petersburg, FL

Sat Jul 12 2014, 4:12 PM - 7:30 PM EDT

Att. 22,693 - Dome - 72 F

livebaseballscorecards.com

| Batter | 1 | 2 | 3 | 4 | 5 | 6 | 7 | 8 | 9 | AB | R | H | RBI | BB | SO | LOB |
|---|---|---|---|---|---|---|---|---|---|---|---|---|---|---|---|---|
| 7 José Reyes, S (1, 6)<br>OBP: 0.328, SLG: 0.413 | B FF 90<br>C FF 90<br>X CU 71<br>1-1 ① P4 | | B FF 89<br>X FF 89<br>1-0 ② F7 | | C FF 90<br>B FS 83<br>F FS 84<br>F FF 91<br>F FS 84<br>F FS 92<br>X FF 91<br>1-2 ② 1B | | 1 SAFE<br>B SI 91<br>B FS 84<br>D SI 90<br>B FF 90<br>4-0<br>1-2 BB | | B FS 78<br>B SI 86<br>X CH 72<br>2-0 ② P1 | 4 | 0 | 1 | 0 | 1 | 0 | 2 |
| 53 Melky Cabrera, S (1, 7)<br>OBP: 0.347, SLG: 0.454 | C FF 91<br>B FS 83<br>F FS 82<br>B FS 84<br>X FC 84<br>2-2 ② G3-1 | | C FF 90<br>B CU 69<br>B FS 83<br>F FS 84<br>B FS 83<br>X FF 89<br>3-2 ③ F7 | | C FF 90<br>F FF 90<br>B FF 90<br>S FF 91<br>1-3 ③ K | | C FF 91<br>S FS 83<br>B FF 91<br>S FS 84<br>1-3 ③ K | | C FS 83<br>X CH 74<br>0-1 ③ F9 | 5 | 0 | 0 | 0 | 0 | 2 | 4 |
| 19 José Bautista, R (1, 3)<br>OBP: 0.410, SLG: 0.505 | B FF 91<br>B SL 81<br>B FF 92<br>C FF 90<br>F FF 91<br>B FS 84<br>4-2 BB | | | C SL 79<br>B FS 84<br>X FS 83<br>1-1 E4 16 1B 30 1B | C SL 82<br>B FS 83<br>F FS 83<br>B FF 92<br>S FF 91<br>2-3 ① K | | | C FF 89<br>B FF 91<br>F FF 90<br>X FS 83<br>1-2 ① F7 | | 3 | 1 | 0 | 0 | 1 | 1 | 0 |
| 16 Dan Johnson, L (1, 10)<br>OBP: 0.625, SLG: 0.250 | C FF 91<br>X FF 90<br>0-1 ③ F9 | | | B FF 90<br>B FF 90<br>X FF 89<br>2-0 30 1B<br>2-3 1B | B CU 69<br>C FF 91<br>C FS 85<br>S FS 84<br>1-3 ② K | | | C FF 89<br>C CU 77<br>S FS 83<br>B FF 90<br>F FS 83<br>F FF 90<br>F CU 79<br>B FS 83<br>F FS 81<br>S FS 82<br>2-3 ② K2-3 | | 4 | 0 | 1 | 0 | 0 | 2 | 1 |
| 30 Dioner Navarro, S (1, 2)<br>OBP: 0.302, SLG: 0.357 | | B FF 90<br>C FF 90<br>F FF 90<br>B FC 86<br>S FC 84<br>2-3 ① K | | B FF 90<br>B FC 83<br>X FF 90<br>2-0 18 FC5-4<br>1-2 3-H 1B | C FF 92<br>F FF 91<br>F FF 92<br>F FF 92<br>B FS 84<br>B FF 92<br>F FS 84<br>X FS 85<br>2-2 ③ G3 | | | B FF 90<br>C CU 76<br>C FS 82<br>X FF 90<br>1-2 2B | | 4 | 0 | 2 | 1 | 0 | 1 | 0 |
| 28 Colby Rasmus, L (1, 8)<br>OBP: 0.267, SLG: 0.455 | | B CU 68<br>S FS 83<br>X FF 91<br>1-1 47 SF7 3B | | C FS 82<br>S FF 91<br>S FF 89<br>0-3 ① K | | | C FF 90<br>B FF 90<br>S FF 90<br>X FS 84<br>1-2 ① G3 | C CH 84<br>C CH 86<br>X CH 86<br>0-2 ③ P5 | | 4 | 1 | 1 | 0 | 0 | 1 | 3 |
| 47 Juan Francisco, L (1, 5)<br>OBP: 0.303, SLG: 0.510<br>33 Darin Mastroianni, R (9, PH)<br>OBP: 0.154, SLG: 0.211 | | B FS 83<br>X FS 82<br>1-0 ② SF7<br>3-H | | F FS 83<br>S FS 83<br>S FF 91<br>0-3 ② K | | | S FF 90<br>B FS 85<br>F FS 84<br>B FF 91<br>B FF 92<br>X FS 85<br>3-2 8 1B 2B | | F SI 84<br>F CU 70<br>X FF 85<br>0-2 31 F8 18 1B | 2<br>1 | 1<br>0 | 1<br>1 | 1<br>0 | 0<br>0 | 1<br>0 | 2<br>0 |
| 18 Steve Tolleson, R (1, 4)<br>OBP: 0.333, SLG: 0.443 | | B FF 91<br>B FF 90<br>X FF 91<br>2-0 ③ P6 | | X FS 83<br>0-0 ③ FC5-4<br>1-2f | | | B FF 91<br>B FF 90<br>C FF 91<br>F FF 91<br>C FF 91<br>2-3 ② K | | X FS 79<br>0-0<br>1-2 1B | 4 | 0 | 1 | 0 | 0 | 1 | 3 |
| 8 Anthony Gose, L (1, 9)<br>OBP: 0.333, SLG: 0.286<br>31 Erik Kratz, R (9, PH)<br>OBP: 0.234, SLG: 0.351 | | | T FF 88<br>X FF 90<br>0-1 ① F7 | | X FF 89<br>0-0 ① B1-3 | | B FS 84<br>S FF 92<br>B FF 91<br>X FF 92<br>2-1 7 BB<br>2-H 1B | | B FS 80<br>C CH 72<br>F FS 83<br>X CU 68<br>1-2 ① F8<br>2-3 | 3<br>1 | 0<br>0 | 1<br>0 | 1<br>0 | 0<br>0 | 0<br>0 | 0<br>2 |
| Inning Stats | R: 0<br>E: 0<br>K: 0<br>S: 9<br>H: 0<br>LOB: 1<br>BB: 1<br>P: 16 | R: 1<br>E: 0<br>K: 1<br>S: 7<br>H: 1<br>LOB: 0<br>BB: 0<br>P: 13 | R: 0<br>E: 0<br>K: 0<br>S: 6<br>H: 0<br>LOB: 0<br>BB: 0<br>P: 10 | R: 1<br>E: 1<br>K: 2<br>S: 11<br>H: 2<br>LOB: 2<br>BB: 0<br>P: 16 | R: 0<br>E: 0<br>K: 1<br>S: 10<br>H: 1<br>LOB: 0<br>BB: 0<br>P: 12 | R: 0<br>E: 0<br>K: 2<br>S: 12<br>H: 0<br>LOB: 0<br>BB: 0<br>P: 17 | R: 1<br>E: 0<br>K: 2<br>S: 14<br>H: 2<br>LOB: 2<br>BB: 1<br>P: 27 | R: 0<br>E: 0<br>K: 1<br>S: 16<br>H: 1<br>LOB: 1<br>BB: 0<br>P: 20 | R: 0<br>E: 0<br>K: 0<br>S: 10<br>H: 2<br>LOB: 2<br>BB: 0<br>P: 13 | 1B: 6<br>2B: 2<br>3B: 1<br>HR: 0<br>SF: 1<br>SAC: 0<br>DP: 0<br>HBP: 0 | | | | | | |

| | AB | 35 |
|---|---|---|
| | R | 3 |
| | H | 9 |
| | RBI | 3 |
| | BB | 2 |
| | SO | 9 |
| | LOB | 17 |

WP: 0 PB: 0 SB: 0 CS: 0 PA: 38

| PITCHER | | IP | WLS | BF | H | R | ER | SO | BB | IBB | HBP | BLK | WP | HR | S | P | ERA | WHIP |
|---|---|---|---|---|---|---|---|---|---|---|---|---|---|---|---|---|---|---|
| 23 Jake Odorizzi, R<br>ERA: 4.01 | (1, 1) | 6.2 | W | 28 | 6 | 3 | 2 | 7 | 2 | 0 | 0 | 0 | 0 | 0 | 66 | 107 | 2.70 | 1.200 |
| 62 Joel Peralta, R<br>ERA: 4.15 | (7, 1) | 1.0 | | 4 | 1 | 0 | 0 | 2 | 0 | 0 | 0 | 0 | 0 | 0 | 16 | 21 | 0.00 | 1.000 |
| 46 Juan Carlos Oviedo, R<br>ERA: 3.45 | (8, 1) | 0.1 | | 1 | 0 | 0 | 0 | 0 | 0 | 0 | 0 | 0 | 0 | 0 | 3 | 3 | 0.00 | 0.000 |
| 40 Erik Bedard, L<br>ERA: 4.76 | (9, 1) | 1.0 | | 5 | 2 | 0 | 0 | 0 | 0 | 0 | 0 | 0 | 0 | 0 | 10 | 13 | 0.00 | 2.000 |

| PITCHER | | IP | WLS | BF | H | R | ER | SO | BB | IBB | HBP | BLK | WP | HR | S | P | ERA | WHIP |
|---|---|---|---|---|---|---|---|---|---|---|---|---|---|---|---|---|---|---|

| Batter | 1 | 2 | 3 | 4 | 5 | 6 | 7 | 8 | 9 | AB | R | H | RBI | BB | SO | LOB |
|---|---|---|---|---|---|---|---|---|---|---|---|---|---|---|---|---|
| 39 Kevin Kiermaier, L (1, 8)<br>OBP: 0.345, SLG: 0.581 | B FF 90<br>T FF 90<br>S CH 84<br>B FF 90<br>X CH 83<br>2-2<br>18 F8<br>20 SF8<br>2B | | C FF 92<br>B FF 91<br>B FF 92<br>F FF 91<br>B FF 90<br>B FF 93<br>4-2<br>20 FC5<br>18 BB<br>BB | F FF 92<br>C FF 93<br>B FF 92<br>D SL 85<br>S SL 85<br>2-3 ③<br>K<br>1-2 | | C FF 93<br>C FF 92<br>X FF 93<br>0-2<br>18 1B<br>20 1B<br>1-2<br>2-H<br>3-H<br>1B | X CH 86<br>0-0<br>20 BB<br>1-2<br>2-3<br>3-H<br>1B | | | 4 | 2 | 3 | 3 | 1 | 1 | 2 |
| 18 Ben Zobrist, S (1, 9)<br>OBP: 0.354, SLG: 0.405 | B FF 90<br>C FF 91<br>X FF 91<br>1-1 ①<br>F8<br>2-3 | | B FF 89<br>1 SAFE<br>1 SAFE<br>1 SAFE<br>B FF 89<br>1 SAFE<br>B FF 90<br>B FF 91<br>4-0<br>20 FC5<br>1-2<br>BB | | B SL 80<br>C FF 91<br>F FF 91<br>B SL 84<br>C FF 90<br>2-3 ①<br>K | C SI 92<br>F CH 85<br>D CU 79<br>D FF 92<br>F FF 92<br>F FF 92<br>B CH 86<br>X FF 93<br>3-2<br>20 1B<br>1-3<br>2-H<br>1B | B CH 87<br>X FC 94<br>1-0 ②<br>SF8<br>3-H | | | 3 | 1 | 1 | 2 | 1 | 1 | 1 |
| 20 Matt Joyce, L (1, 10)<br>OBP: 0.352, SLG: 0.426 | B CH 84<br>X FF 91<br>1-0 ②<br>SF8<br>3-H | | X CH 84<br>0-0 ②<br>FC5<br>1-2<br>2-3f | | C SL 81<br>B CH 85<br>B CH 84<br>B FF 92<br>F FF 91<br>X SL 82<br>3-2 ②<br>P6 | B FF 92<br>B FF 93<br>F FF 92<br>S FF 92<br>X FF 93<br>2-2<br>2-H<br>3-H<br>1B | B FF 93<br>D CH 88<br>C FF 93<br>B FF 92<br>C CH 86<br>D SL 85<br>4-2<br>1-2<br>2-3<br>BB | | | 3 | 0 | 1 | 3 | 1 | 0 | 2 |
| 3 Evan Longoria, R (1, 5)<br>OBP: 0.334, SLG: 0.386 | X FF 92<br>0-0 ③<br>L7 | | C SL 83<br>F FF 92<br>B FF 92<br>X SL 84<br>1-2 ③<br>G6-3 | | B FF 93<br>C FF 92<br>S FF 92<br>F SL 84<br>S SL 85<br>1-3 ③<br>K | X CH 84<br>0-0 ②<br>P5 | B FC 93<br>X FF 92<br>1-0 ③<br>P4 | | | 5 | 0 | 0 | 0 | 0 | 1 | 6 |
| 21 James Loney, L (1, 3)<br>OBP: 0.332, SLG: 0.374 | | C FF 90<br>B FF 90<br>F FF 92<br>F SL 83<br>X FF 92<br>1-2<br>1B | F FF 90<br>X CH 83<br>0-1<br>11 28 1B<br>1B | C SI 84 4-2<br>F FF 91<br>F FF 92<br>F FF 93<br>F SL 83<br>S SL 85<br>B FF 92<br>11 5 35 BB<br>BB<br>C FF 92 2-3 ③<br>F FF 93<br>B CU 79<br>B CU 79<br>F FF 92<br>S FF 92<br>K | | | C SI 89<br>C CH 81<br>B SI 88<br>T SL 81<br>1-2 ①<br>K | | 4 | 2 | 2 | 0 | 1 | 2 | 1 |
| 5 Brandon Guyer, R (1, 7)<br>OBP: 0.322, SLG: 0.370 | | C FF 91<br>S FF 92<br>S FF 92<br>0-3 ①<br>K | B FF 90<br>C FF 91<br>L SL 83<br>S SL 83<br>1-3 ①<br>K | | | F FF 92<br>S FF 92<br>B FF 93<br>1 SAFE<br>B FF 92<br>F FF 91<br>X SL 83<br>2-2<br>35 BB 11 BB<br>39 1B<br>1-2<br>1B | C FF 93<br>S FF 94<br>X SL 84<br>0-2<br>11 1B<br>39 1B<br>2B | F SI 89<br>B SI 88<br>B SL 79<br>F SI 89<br>B SI 88<br>F SI 89<br>B FF 89<br>4-2<br>11 G6-4-3<br>BB | | 4 | 2 | 2 | 0 | 1 | 2 | 2 |
| 11 Yunel Escobar, R (1, 6)<br>OBP: 0.329, SLG: 0.331 | | S FF 92<br>S FF 92<br>B FF 93<br>F FF 93<br>D SL 86<br>X FF 93<br>2-2 ②<br>F9 | F FF 90<br>B FF 92<br>X FF 92<br>1-1<br>28 1B<br>1-2<br>1B | | | F FF 91<br>F SL 83<br>D SL 82<br>B FF 92<br>B FF 92<br>B FF 92<br>4-2<br>35 BB<br>39 1B<br>1-2<br>2-3<br>BB | F FC 94<br>B FF 94<br>S SL 85<br>X SL 84<br>1-2<br>39 1B 28 WP<br>18 SF8<br>2-3<br>1B | C SI 89<br>X SI 90<br>0-1 ②③<br>G6-4-3<br>1-2f | | 4 | 2 | 2 | 0 | 1 | 0 | 2 |
| 28 José Molina, R (1, 2)<br>OBP: 0.232, SLG: 0.199 | | C FF 91<br>X FF 92<br>0-1 ③<br>F9 | B FF 91<br>C FF 91<br>X SL 84<br>1-1<br>39 S<br>1-3<br>2-H<br>1B | | | S FF 91<br>C FF 92<br>B FF 92<br>S SL 83<br>1-3 ①<br>K | B FC 94<br>B FC 93<br>D FF 93<br>C FF 94<br>B FF 93<br>4-1<br>20 BB 39 1B<br>1-2<br>BB | | | 3 | 0 | 1 | 1 | 1 | 1 | 4 |
| 1 Sean Rodríguez, R (1, 4)<br>OBP: 0.285, SLG: 0.503<br>35 Cole Figueroa, L (6, PH)<br>OBP: 0.182, SLG: 0.190 (7, 4) | | | X FF 91<br>0-0 ①<br>P6 | B SL 84<br>F FF 91<br>L CH 88<br>B FF 91<br>3 SAFE<br>S SL 84<br>2-3 ②<br>K | | B FF 91<br>S FF 92<br>F FF 92<br>B FF 91<br>B FF 90<br>F FF 92<br>F FF 91<br>F SL 81<br>B FF 92<br>4-2<br>39 1B 18 1B<br>1-2<br>2-3<br>3-H<br>BB | F FF 94<br>F CH 86<br>D SL 88<br>S SL 86<br>1-3 ①<br>K | | | 2<br>1 | 0<br>1 | 0<br>1 | 0<br>1 | 0<br>1 | 1<br>1 | 2<br>3 |
| Inning Stats | R: 1<br>E: 0<br>K: 0<br>S: 7<br>H: 1<br>LOB: 0<br>BB: 0<br>P: 11 | R: 0<br>E: 0<br>K: 1<br>S: 13<br>H: 1<br>LOB: 1<br>BB: 0<br>P: 16 | R: 0<br>E: 0<br>K: 0<br>S: 7<br>H: 0<br>LOB: 2<br>BB: 2<br>P: 16 | R: 1<br>E: 0<br>K: 3<br>S: 15<br>H: 3<br>LOB: 2<br>BB: 0<br>P: 22 | R: 0<br>E: 0<br>K: 2<br>S: 10<br>H: 0<br>LOB: 0<br>BB: 0<br>P: 16 | R: 6<br>E: 0<br>K: 2<br>S: 33<br>H: 4<br>LOB: 1<br>BB: 3<br>P: 55 | R: 2<br>E: 0<br>K: 1<br>S: 15<br>H: 3<br>LOB: 3<br>BB: 2<br>P: 27 | R: 0<br>E: 0<br>K: 1<br>S: 8<br>H: 0<br>LOB: 0<br>BB: 1<br>P: 13 | | | 1B: 10<br>2B: 2<br>3B: 0<br>HR: 0<br>SF: 2<br>SAC: 0<br>DP: 1<br>HBP: 0 | | | WP: 1<br>PB: 0<br>SB: 1<br>CS: 0<br>PA: 43 | | |

| PITCHER | | IP | WLS | BF | H | R | ER | SO | BB | IBB | HBP | BLK | WP | HR | S | P | ERA | WHIP |
|---|---|---|---|---|---|---|---|---|---|---|---|---|---|---|---|---|---|---|
| 36 Drew Hutchison, R<br>ERA: 4.16 | (1, 1) | 5.1 | L | 27 | 6 | 6 | 6 | 7 | 5 | 0 | 0 | 0 | 0 | 0 | 69 | 113 | 10.12 | 2.062 |
| 48 J.A. Happ, L<br>ERA: 4.91 | (6, 1) | 0.2 | | 5 | 3 | 2 | 2 | 1 | 0 | 0 | 0 | 0 | 0 | 0 | 16 | 23 | 27.00 | 4.500 |
| 21 Sergio Santos, R<br>ERA: 7.78 | (7, 1) | 1.0 | | 8 | 3 | 2 | 2 | 1 | 2 | 0 | 0 | 0 | 1 | 0 | 15 | 27 | 18.00 | 5.000 |
| 58 Todd Redmond, R<br>ERA: 2.61 | (8, 1) | 1.0 | | 3 | 0 | 0 | 0 | 1 | 1 | 0 | 0 | 0 | 0 | 0 | 8 | 13 | 0.00 | 1.000 |

| PITCHER | IP | WLS | BF | H | R | ER | SO | BB | IBB | HBP | BLK | WP | HR | S | P | ERA | WHIP |
|---|---|---|---|---|---|---|---|---|---|---|---|---|---|---|---|---|---|

# BOTTOM

# Toronto Blue Jays @ Tampa Bay Rays

Tropicana Field, St. Petersburg, FL

Sat Jul 12 2014, 4:12 PM - 7:30 PM EDT

Att. 22,693 - Dome - 72 F

livebaseballscorecards.com

| | |
|---|---|
| AB | 33 |
| R | 10 |
| H | 12 |
| RBI | 10 |
| BB | 8 |
| SO | 10 |
| LOB | 25 |

# Toronto Blue Jays @ Tampa Bay Rays

Tropicana Field, St. Petersburg, FL

Sun Jul 13 2014, 1:43 PM - 4:26 PM EDT

Att. 17,187 - Dome - 72 F

livebaseballscorecards.com

TOP

| Batter | 1 | 2 | 3 | 4 | 5 | 6 | 7 | 8 | 9 | AB | R | H | RBI | BB | SO | LOB |
|---|---|---|---|---|---|---|---|---|---|---|---|---|---|---|---|---|
| 7 José Reyes, S (1, 6)<br>OBP: 0.327, SLG: 0.411 | F SI 92<br>S CH 84<br>F SI 93<br>F SI 93<br>S CH 85<br>0-3 ① K | | X CH 85<br>0-0 ① F8 | | | C FF 92<br>X FC 88<br>0-1 53 G4-6-3 1B | | F SI 92<br>B FF 92<br>C SI 93<br>F FF 94<br>D CH 85<br>X CH 84<br>2-2 ③ FC5-4<br>1-2f | | 4 | 0 | 1 | 0 | 0 | 1 | 1 |
| 53 Melky Cabrera, S (1, 7)<br>OBP: 0.348, SLG: 0.453 | F SI 93<br>B SI 93<br>B SI 93<br>B CH 84<br>F SI 94<br>B CH 86<br>4-2 19 1B BB | | B SI 92<br>S SI 92<br>C FC 87<br>F SI 93<br>F FC 88<br>S SI 95<br>1-3 ② K | | | B CH 85<br>1 SAFE<br>1 SAFE<br>B SI 92<br>1 SAFE<br>B SI 93<br>C SI 93<br>1 SAFE<br>X SI 93<br>3-1 ① ② G4-6-3<br>1-2f | | | C SI 92<br>X SI 92<br>0-1 28 WP 1B | 3 | 0 | 1 | 0 | 1 | 1 | 1 |
| 19 José Bautista, R (1, 9)<br>OBP: 0.409, SLG: 0.502 | B SI 94<br>X CH 84<br>1-0 1-3 1B | | X SI 94<br>0-0 ③ P3 | | | B SI 93<br>S FF 93<br>F SI 94<br>X FF 94<br>1-2 ③ F9 | | | S SI 95<br>F SI 97<br>F FF 98<br>X SI 98<br>0-2 ① P4 | 4 | 0 | 1 | 0 | 0 | 0 | 1 |
| 16 Dan Johnson, L (1, 3)<br>OBP: 0.455, SLG: 0.143<br>28 Colby Rasmus, L (9, PH)<br>OBP: 0.266, SLG: 0.453 | C SI 93<br>C SI 94<br>B SI 95<br>1 SAFE<br>B SI 94<br>F SI 94<br>B SI 94<br>X SI 94<br>3-2 ② P1 | | | C KC 80<br>B KC 79<br>X SI 93<br>1-1 ① P5 | | | C SI 91<br>B KC 78<br>X FC 84<br>1-1 ① F8 | | C SI 96<br>C SI 96<br>B FF 96<br>B SI 95<br>F SI 95<br>B SI 96<br>T SI 95<br>3-2 ② K 1-2 | 3<br>1 | 0<br>0 | 0<br>0 | 0<br>0 | 0<br>0 | 0<br>1 | 2<br>1 |
| 31 Erik Kratz, R (1, 10)<br>OBP: 0.222, SLG: 0.333 | B CH 84<br>B CH 84<br>X SI 94<br>2-0 ③ F7 | | | F SI 93<br>C FC 89<br>B SI 94<br>F CH 85<br>X FC 89<br>1-2 ② F8 | | | B KC 79<br>X SI 92<br>1-0 ② P5 | | F SI 96<br>F SI 96<br>B SI 98<br>S FF 96<br>1-3 ③ K | 4 | 0 | 0 | 0 | 0 | 1 | 3 |
| 18 Steve Tolleson, R (1, 4)<br>OBP: 0.325, SLG: 0.431 | | C SI 91<br>B KC 80<br>B KC 81<br>X SI 93<br>2-1 ① F9 | | C CH 85<br>F CH 85<br>X SI 93<br>0-2 ③ F8 | | | C SI 92<br>F SI 92<br>B SI 93<br>B SI 94<br>B CH 85<br>T FC 87<br>3-2 ③ K | | | 3 | 0 | 0 | 0 | 0 | 1 | 0 |
| 33 Darin Mastroianni, R (1, 8)<br>OBP: 0.143, SLG: 0.195 | | F SI 93<br>S SI 94<br>B SI 94<br>B FC 88<br>B SI 94<br>S SI 95<br>3-3 ② K2-3 | | | B SI 92<br>C FC 87<br>F CH 85<br>F FC 89<br>B SI 95<br>B SI 94<br>F CH 85<br>X SI 94<br>3-2 ① F9 | | | C SI 90<br>B SI 91<br>C CH 82<br>X FC 88<br>1-2 ① G5-3 | | 3 | 0 | 0 | 0 | 0 | 1 | 0 |
| 47 Juan Francisco, L (1, 5)<br>OBP: 0.313, SLG: 0.515 | | X SI 94<br>0-0 1B | | | C SI 94<br>H SI 94<br>1-1 22 G1-6-3 HBP | | | B SI 91<br>S SI 92<br>F SI 92<br>X SI 93<br>1-2 30 FC6-4 1B | | 2 | 0 | 2 | 0 | 0 | 0 | 0 |
| 22 Josh Thole, L (1, 2)<br>OBP: 0.330, SLG: 0.288<br>30 Dioner Navarro, S (8, PH)<br>OBP: 0.301, SLG: 0.356 (8, 2) | | C SI 94<br>S SI 93<br>S SI 94<br>0-3 ③ K | | | F SI 94<br>B SI 93<br>B SI 93<br>X SI 93<br>2-1 ② ③ G1-6-3<br>1-2f | | | F SI 92<br>F FF 92<br>B FC 88<br>X FC 88<br>1-2 ② FC6-4 7 FC5-4<br>1-2f | | 2<br>1 | 0<br>0 | 0<br>0 | 0<br>0 | 0<br>0 | 1<br>0 | 2<br>1 |
| Inning Stats | R: 0<br>E: 0<br>K: 1<br>S: 13<br>H: 1<br>LOB: 2<br>BB: 1<br>P: 23 | R: 0<br>E: 0<br>K: 2<br>S: 9<br>H: 1<br>LOB: 1<br>BB: 0<br>P: 14 | R: 0<br>E: 0<br>K: 1<br>S: 7<br>H: 0<br>LOB: 0<br>BB: 0<br>P: 8 | R: 0<br>E: 0<br>K: 0<br>S: 9<br>H: 0<br>LOB: 0<br>BB: 0<br>P: 11 | R: 0<br>E: 0<br>K: 0<br>S: 8<br>H: 0<br>LOB: 0<br>BB: 0<br>P: 14 | R: 0<br>E: 0<br>K: 0<br>S: 7<br>H: 1<br>LOB: 0<br>BB: 0<br>P: 11 | R: 0<br>E: 0<br>K: 1<br>S: 6<br>H: 0<br>LOB: 0<br>BB: 0<br>P: 11 | R: 0<br>E: 0<br>K: 0<br>S: 13<br>H: 1<br>LOB: 1<br>BB: 0<br>P: 18 | R: 0<br>E: 0<br>K: 2<br>S: 13<br>H: 1<br>LOB: 1<br>BB: 0<br>P: 17 | 1B: 5<br>2B: 0<br>3B: 0<br>HR: 0<br>SF: 0<br>SAC: 0<br>DP: 2<br>HBP: 1 | | | | | | |

| | AB | 30 |
|---|---|---|
| | R | 0 |
| | H | 5 |
| | RBI | 0 |
| | BB | 1 |
| | SO | 7 |
| | LOB | 12 |

WP: 1 PA: 32
PB: 0
SB: 0
CS: 0

| PITCHER | | IP | WLS | BF | H | R | ER | SO | BB | IBB | HBP | BLK | WP | HR | S | P | ERA | WHIP |
|---|---|---|---|---|---|---|---|---|---|---|---|---|---|---|---|---|---|---|
| 14 David Price, L<br>ERA: 3.23 | (1, 1) | 8.0 | W | 29 | 5 | 0 | 0 | 5 | 1 | 0 | 1 | 0 | 0 | 0 | 74 | 112 | 0.00 | 0.750 |
| 57 Jake McGee, L<br>ERA: 1.52 | (9, 1) | 1.0 | S | 3 | 0 | 0 | 0 | 2 | 0 | 0 | 0 | 0 | 1 | 0 | 11 | 15 | 0.00 | 0.000 |

| PITCHER | IP | WLS | BF | H | R | ER | SO | BB | IBB | HBP | BLK | WP | HR | S | P | ERA | WHIP |
|---|---|---|---|---|---|---|---|---|---|---|---|---|---|---|---|---|---|

| Batter | 1 | 2 | 3 | 4 | 5 | 6 | 7 | 8 | 9 | AB | R | H | RBI | BB | SO | LOB |
|---|---|---|---|---|---|---|---|---|---|---|---|---|---|---|---|---|
| 39 Kevin Kiermaier, L (1, 8)<br>OBP: 0.349, SLG: 0.576 | B KN 70<br>B EP 69<br>C KN 79<br>B KN 71<br>F KN 78<br>B KN 74<br>4-2<br>BB | B KN 76<br>B KN 75<br>B KN 76<br>C KN 71<br>X KN 73<br>3-1 ③<br>G1-3 | | B KN 76<br>C KN 75<br>X EP 63<br>1-1 ③<br>G4-3 | | | C FF 90<br>B CU 82<br>X CU 83<br>1-1<br>3 S<br>18 BB<br>3 SF8<br>1B | | | 3 | 1 | 1 | 0 | 1 | 0 | 2 |
| 18 Ben Zobrist, S (1, 9)<br>OBP: 0.352, SLG: 0.401 | 1 SAFE<br>B KN 72<br>B KN 73<br>1 SAFE<br>C KN 72<br>B KN 71<br>C FF 80<br>1 SAFE<br>S KN 73<br>3-3 ①<br>K | | X FF 81<br>0-0 ①<br>L9 | | C KN 70<br>X KN 77<br>0-1 ①<br>F8 | | B SI 92<br>C FF 90<br>1 SAFE<br>B SI 90<br>B CH 84<br>B SI 90<br>4-1<br>3 SF8<br>3 S<br>1-2<br>BB | | | 3 | 0 | 0 | 0 | 1 | 1 | 1 |
| 20 Matt Joyce, L (1, 10)<br>OBP: 0.352, SLG: 0.425<br>1 Sean Rodríguez, R (7, PH)<br>OBP: 0.283, SLG: 0.500<br>(8, 10) | S KN 75<br>F EP 66<br>B KN 77<br>B KN 77<br>S KN 76<br>2-3 ②<br>K | | C KN 72<br>F KN 77<br>B KN 79<br>B EP 67<br>B KN 76<br>X KN 75<br>3-2<br>21 BB<br>3 1B<br>1B | | B KN 73<br>X KN 74<br>1-0 ②<br>P5 | | B CU 84<br>B SI 90<br>F SI 92<br>S FF 89<br>S CU 84<br>2-3 ①<br>K | | | 3<br>1 | 0<br>0 | 1<br>0 | 0<br>0 | 0<br>0 | 1<br>1 | 1<br>2 |
| 3 Evan Longoria, R (1, 5)<br>OBP: 0.333, SLG: 0.386 | F KN 76<br>1 SAFE<br>D KN 76<br>X KN 76<br>1-1 ③<br>G2-3 | | S KN 77<br>F KN 77<br>B KN 78<br>X KN 78<br>1-2<br>21 BB<br>1-2<br>1B | | C KN 74<br>B KN 79<br>X EP 61<br>1-1 ③<br>P4 | | F SL 80<br>B SI 89<br>B SL 80<br>S SL 80<br>D SL 81<br>X SL 82<br>3-2 ②<br>SF8<br>1-3<br>2-H | | | 3 | 0 | 1 | 1 | 0 | 0 | 1 |
| 21 James Loney, L (1, 3)<br>OBP: 0.333, SLG: 0.372 | | B FF 81<br>B FF 80<br>X KN 78<br>2-0 ①<br>L3 | B KN 76<br>B KN 75<br>C KN 74<br>B KN 74<br>B KN 73<br>4-1<br>1-2<br>2-3<br>BB | | | B KN 72<br>B KN 71<br>C EP 68<br>C KN 71<br>B KN 77<br>F KN 70<br>B KN 72<br>4-2<br>5 FC5-6<br>BB | C SI 90<br>C CH 81<br>X SI 89<br>0-2 ③<br>F7 | | | 2 | 0 | 0 | 0 | 2 | 0 | 1 |
| 5 Brandon Guyer, R (1, 7)<br>OBP: 0.313, SLG: 0.360 | | C KN 72<br>B KN 76<br>B KN 75<br>S KN 70<br>X KN 78<br>2-2 ②<br>G6-3 | F KN 74<br>S KN 77<br>S KN 77<br>0-3 ②<br>K | | | X KN 75<br>0-0 ①<br>FC5-6<br>11 FC6-4<br>1-2f | | F FC 87<br>S CU 74<br>F FC 88<br>F CU 74<br>B CU 75<br>X FC 88<br>1-2 ①<br>G5-3 | | 4 | 0 | 0 | 0 | 0 | 1 | 4 |
| 11 Yunel Escobar, R (1, 6)<br>OBP: 0.328, SLG: 0.330 | | S KN 74<br>L KN 76<br>B KN 78<br>B EP 66<br>X KN 76<br>2-2<br>28 HBP<br>11 1B<br>1B | X KN 77<br>0-0 ③<br>F7 | | | 1 SAFE<br>B KN 76<br>1 SAFE<br>C KN 76<br>X KN 77<br>1-1 ②<br>FC6-4<br>28 S<br>28 1B<br>1-2f | | B FC 87<br>B FC 87<br>C FC 88<br>F FC 88<br>S CU 73<br>2-3 ②<br>K | | 4 | 2 | 1 | 0 | 0 | 1 | 4 |
| 28 José Molina, R (1, 2)<br>OBP: 0.239, SLG: 0.201 | | H KN 73<br>1-0<br>11 1B<br>1-2<br>HBP | | S KN 74<br>B KN 78<br>B KN 77<br>T FF 82<br>C KN 77<br>2-3 ①<br>K | | B KN 78<br>C KN 76<br>C KN 79<br>F KN 80<br>X KN 79<br>1-2<br>1-H<br>1B | | X FC 88<br>0-0 ③<br>F8 | | 3 | 0 | 1 | 1 | 0 | 1 | 0 |
| 11 Logan Forsythe, R (1, 4)<br>OBP: 0.291, SLG: 0.344 | | B KN 74<br>C KN 74<br>X KN 76<br>1-1<br>1-2<br>2-H<br>1B | | B FF 83<br>B KN 74<br>B FF 81<br>C KN 80<br>C FF 82<br>X FF 82<br>3-2 ②<br>F8 | | C KN 75<br>S KN 77<br>B KN 78<br>S KN 78<br>1-3 ③<br>K | | | | 3 | 0 | 1 | 1 | 0 | 1 | 1 |
| Inning Stats | R: 0<br>E: 0<br>K: 2<br>S: 10<br>H: 0<br>LOB: 1<br>BB: 1<br>P: 20 | R: 1<br>E: 0<br>K: 0<br>S: 11<br>H: 2<br>LOB: 2<br>BB: 0<br>P: 22 | R: 0<br>E: 0<br>K: 1<br>S: 12<br>H: 2<br>LOB: 3<br>BB: 1<br>P: 20 | R: 0<br>E: 0<br>K: 1<br>S: 8<br>H: 0<br>LOB: 0<br>BB: 0<br>P: 14 | R: 0<br>E: 0<br>K: 0<br>S: 5<br>H: 0<br>LOB: 0<br>BB: 0<br>P: 7 | R: 1<br>E: 0<br>K: 1<br>S: 13<br>H: 1<br>LOB: 1<br>BB: 1<br>P: 20 | R: 1<br>E: 0<br>K: 1<br>S: 12<br>H: 1<br>LOB: 1<br>BB: 1<br>P: 22 | R: 0<br>E: 0<br>K: 1<br>S: 9<br>H: 0<br>LOB: 0<br>BB: 0<br>P: 12 | | 1B: 6<br>2B: 0<br>3B: 0<br>HR: 0<br>SF: 1<br>SAC: 0<br>DP: 0<br>HBP: 1 | | | | WP: 0<br>PB: 0<br>SB: 3<br>CS: 0<br>PA: 35 | | |

| PITCHER | | IP | WLS | BF | H | R | ER | SO | BB | IBB | HBP | BLK | WP | HR | S | P | ERA | WHIP |
|---|---|---|---|---|---|---|---|---|---|---|---|---|---|---|---|---|---|---|
| 43 R.A. Dickey, R<br>ERA: 3.82 | (1, 1) | 6.0 | L | 27 | 5 | 2 | 2 | 5 | 3 | 0 | 1 | 0 | 0 | 0 | 59 | 103 | 3.00 | 1.333 |
| 27 Brett Cecil, L<br>ERA: 3.68 | (7, 1) | 0.1 | | 3 | 1 | 1 | 1 | 1 | 1 | 0 | 0 | 0 | 0 | 0 | 6 | 13 | 27.00 | 6.000 |
| 58 Todd Redmond, R<br>ERA: 2.57 | (7, 1) | 0.2 | | 2 | 0 | 0 | 0 | 0 | 0 | 0 | 0 | 0 | 0 | 0 | 6 | 9 | 0.00 | 0.000 |
| 44 Casey Janssen, R<br>ERA: 1.23 | (8, 1) | 1.0 | | 3 | 0 | 0 | 0 | 1 | 0 | 0 | 0 | 0 | 0 | 0 | 9 | 12 | 0.00 | 0.000 |

| PITCHER | IP | WLS | BF | H | R | ER | SO | BB | IBB | HBP | BLK | WP | HR | S | P | ERA | WHIP |
|---|---|---|---|---|---|---|---|---|---|---|---|---|---|---|---|---|---|

# BOTTOM

## Toronto Blue Jays @ Tampa Bay Rays

Tropicana Field, St. Petersburg, FL

Sun Jul 13 2014, 1:43 PM - 4:26 PM EDT

Att. 17,187 - Dome - 72 F

livebaseballscorecards.com

| | |
|---|---|
| AB | 29 |
| R | 3 |
| H | 6 |
| RBI | 3 |
| BB | 4 |
| SO | 7 |
| LOB | 17 |

| Batter | 1 | 2 | 3 | 4 | 5 | 6 | 7 | 8 | 9 | AB | R | H | RBI | BB | SO | LOB |
|---|---|---|---|---|---|---|---|---|---|---|---|---|---|---|---|---|
| 8 Desmond Jennings, R (1, 8)<br>OBP: 0.339, SLG: 0.391 | B FF 92<br>F FF 92<br>C SL 84<br>B SL 87<br>B SI 92<br>S SI 92<br>3-3 ① **K** | | C SI 92<br>B SI 90<br>F SI 91<br>B SL 86<br>X SI 92<br>2-2 18 BB, 3 2B, 1-2 1B | | X SI 88<br>0-0 ① **SH1-3**<br>1-2 | | 1 SAFE<br>1 SAFE<br>X SL 82<br>0-0 ① **SH3**<br>1-2 | | B SL 85<br>B CH 88<br>F FF 92<br>C FF 93<br>F FF 93<br>B FF 93<br>D CH 89<br>4-2 **BB** | 2 | 1 | 1 | 0 | 1 | 1 | 0 |
| 18 Ben Zobrist, S (1, 7)<br>OBP: 0.356, SLG: 0.410 | C FF 94<br>B SL 83<br>X SI 92<br>1-1 ② **G4-3** | | B SI 92<br>B FF 92<br>B SI 90<br>C SI 92<br>B SI 91<br>4-1 3 2B, 1-2 2-3 **BB** | | C FF 91<br>B SL 85<br>B SI 91<br>B CU 82<br>X SI 93<br>3-1 2-H **HR** | | C FC 88<br>D FC 87<br>B FC 87<br>B CH 82<br>B FC 88<br>4-1 20 1B **BB** | | 1 SAFE<br>B FF 92<br>C CH 88<br>1 SAFE<br>F CH 89<br>B FF 93<br>X CH 88<br>2-2 ③ **G6-3** | 3 | 2 | 1 | 2 | 2 | 0 | 1 |
| 20 Matt Joyce, L (1, 10)<br>OBP: 0.351, SLG: 0.422 | X SI 91<br>0-0 ③ **G4-3** | | B CH 84<br>X FF 93<br>1-0 ② **P5** | | B CH 86<br>X CH 84<br>1-0 ② **G3** | | B SI 90<br>B FF 91<br>C SI 90<br>S SI 90<br>F FF 92<br>B FC 89<br>X SI 90<br>3-2 3 G4-6-3, 1-3 2-H 1B | | | 4 | 0 | 1 | 1 | 0 | 0 | 3 |
| 3 Evan Longoria, R (1, 5)<br>OBP: 0.335, SLG: 0.390 | | C FF 91<br>B SL 85<br>S SI 91<br>X SI 92<br>1-2 ① **G6-3** | B SL 86<br>B SI 94<br>X FF 92<br>2-0 21 1B, 1-H 2-H 3-H 2B | | S SL 86<br>S SL 85<br>B FF 94<br>B CH 84<br>X SI 92<br>2-2 1B | | C FF 92<br>F FF 90<br>B SL 82<br>X FF 93<br>1-2 ② ③ **G4-6-3**<br>1-2f | | | 4 | 0 | 2 | 3 | 0 | 0 | 2 |
| 21 James Loney, L (1, 3)<br>OBP: 0.337, SLG: 0.376 | | B SI 90<br>C FF 92<br>F FF 92<br>B SL 84<br>X SI 90<br>2-2 11 FC4-6 1B | F FF 94<br>B FF 92<br>B FF 92<br>D SL 85<br>X SI 92<br>3-1 ③ 2-H 1B | | B FF 91<br>B CH 84<br>C SI 93<br>X CH 84<br>2-1 ③ **G4-3** | | | B SL 81<br>B FF 91<br>B FF 93<br>C FF 91<br>X FF 92<br>3-1 11 G6-4-3 1B | | 4 | 0 | 3 | 0 | 0 | 0 | 1 |
| 11 Yunel Escobar, R (1, 6)<br>OBP: 0.324, SLG: 0.325 | | X SI 92<br>0-0 ② **FC4-6**<br>1-2f | | X SL 82<br>0-0 ① **G6-3** | | B SI 89<br>X SI 90<br>1-0 ① **G5-3** | | F FF 92<br>X SL 85<br>0-1 ① ② **G6-4-3**<br>1-2f | | 4 | 0 | 0 | 0 | 0 | 0 | 2 |
| 35 Cole Figueroa, L (1, 4)<br>OBP: 0.154, SLG: 0.160 | | C FF 92<br>X SI 89<br>0-1 ③ **G4-3** | | B FF 92<br>B CH 83<br>X SI 89<br>2-0 ② **G4-3** | | B CH 81<br>X SI 91<br>1-0 ② **G6-3** | | B FF 94<br>X FF 92<br>1-0 ③ **G1-3** | | 4 | 0 | 0 | 0 | 0 | 0 | 1 |
| 59 Curt Casali, R (1, 2)<br>OBP: 0.250, SLG: 0.250 | | | C FF 92<br>X SL 85<br>0-1 18 BB, 8 1B, 3 2B, 1B | C SL 86<br>C SI 92<br>F SI 92<br>B SL 82<br>B FF 92<br>X SI 93<br>2-2 ③ **G6-3** | | C SL 84<br>F SI 91<br>X SL 85<br>0-2 ③ **G3-1** | | | S FF 92<br>C FF 93<br>F FF 92<br>F CH 87<br>F CH 88<br>B FF 94<br>B FF 92<br>X CH 88<br>2-2 ① **G5-3** | 4 | 1 | 1 | 0 | 0 | 0 | 0 |
| 39 Kevin Kiermaier, L (1, 9)<br>OBP: 0.353, SLG: 0.574 | | | C SI 90<br>X FF 90<br>0-1 ① **L7** | | B FF 90<br>C FF 91<br>C CU 80<br>B SL 84<br>X SI 90<br>2-2 8 SH1-3, 18 HR, 1B | | B SI 89<br>X FF 90<br>1-0 8 SH3, 20 1B, 1B | | B SL 85<br>F CH 87<br>C FF 92<br>X CH 88<br>1-2 ② **F8** | 4 | 2 | 2 | 0 | 0 | 0 | 1 |
| Inning Stats | R: 0<br>E: 0<br>K: 1<br>S: 6<br>H: 0<br>LOB: 0<br>BB: 0<br>P: 10 | R: 0<br>E: 0<br>K: 0<br>S: 9<br>H: 1<br>LOB: 1<br>BB: 0<br>P: 12 | R: 3<br>E: 0<br>K: 0<br>S: 12<br>H: 4<br>LOB: 2<br>BB: 1<br>P: 24 | R: 0<br>E: 0<br>K: 0<br>S: 6<br>H: 0<br>LOB: 0<br>BB: 0<br>P: 10 | R: 2<br>E: 0<br>K: 0<br>S: 12<br>H: 3<br>LOB: 1<br>BB: 0<br>P: 22 | R: 0<br>E: 0<br>K: 0<br>S: 5<br>H: 0<br>LOB: 0<br>BB: 0<br>P: 7 | R: 1<br>E: 0<br>K: 0<br>S: 10<br>H: 2<br>LOB: 1<br>BB: 1<br>P: 19 | R: 0<br>E: 0<br>K: 0<br>S: 5<br>H: 1<br>LOB: 0<br>BB: 0<br>P: 9 | R: 0<br>E: 0<br>K: 0<br>S: 15<br>H: 0<br>LOB: 1<br>BB: 1<br>P: 24 | 1B: 9<br>2B: 1<br>3B: 0<br>HR: 1<br>SF: 0<br>SAC: 2<br>DP: 2<br>HBP: 0 | | | | | | |

| PITCHER | | IP | WLS | BF | H | R | ER | SO | BB | IBB | HBP | BLK | WP | HR | S | P | ERA | WHIP |
|---|---|---|---|---|---|---|---|---|---|---|---|---|---|---|---|---|---|---|
| 44 Kyle Gibson, R<br>ERA: 4.19 | (1, 1) | 6.1 | L | 28 | 9 | 6 | 6 | 1 | 1 | 0 | 0 | 0 | 0 | 1 | 52 | 88 | 8.53 | 1.579 |
| 54 Matt Guerrier, R<br>ERA: 2.67 | (7, 1) | 0.0 | | 2 | 1 | 0 | 0 | 0 | 1 | 0 | 0 | 0 | 0 | 0 | 5 | 12 | ∞ | ∞ |
| 51 Anthony Swarzak, R<br>ERA: 4.34 | (7, 1) | 1.2 | | 4 | 1 | 0 | 0 | 0 | 0 | 0 | 0 | 0 | 0 | 0 | 8 | 13 | 0.00 | 0.600 |
| 61 Jared Burton, R<br>ERA: 4.7 | (9, 1) | 1.0 | | 4 | 0 | 0 | 0 | 0 | 1 | 0 | 0 | 0 | 0 | 0 | 15 | 24 | 0.00 | 1.000 |

| PITCHER | IP | WLS | BF | H | R | ER | SO | BB | IBB | HBP | BLK | WP | HR | S | P | ERA | WHIP |
|---|---|---|---|---|---|---|---|---|---|---|---|---|---|---|---|---|---|

# TOP

# Tampa Bay Rays @ Minnesota Twins

Target Field, Minneapolis, MN

Fri Jul 18 2014, 7:12 PM - 10:14 PM CDT

Att. 31,058 - Partly Cloudy - 78 F

livebaseballscorecards.com

| | |
|---|---|
| AB | 33 |
| R | 6 |
| H | 11 |
| RBI | 6 |
| BB | 3 |
| SO | 1 |
| LOB | 11 |

| Batter | 1 | 2 | 3 | 4 | 5 | 6 | 7 | 8 | 9 | AB | R | H | RBI | BB | SO | LOB |
|---|---|---|---|---|---|---|---|---|---|---|---|---|---|---|---|---|
| 39 Danny Santana, S (1, 8)<br>OBP: 0.361, SLG: 0.439 | C FF 92<br>F KC 81<br>F CH 87<br>X CH 87<br>0-2 ① G4-3 | | C CH 85<br>S KC 81<br>B CH 88<br>S CH 86<br>1-3 ① K2-3 | | B CH 87<br>F KC 82<br>C FF 92<br>F CH 88<br>B KC 82<br>X CH 87<br>2-2 17 F8 2 HBP 1B | C CH 81<br>S CH 80<br>D CH 81<br>F FF 93<br>F FF 94<br>X CH 80<br>1-2 ③ G5-3 | | | C SI 96<br>S SI 97<br>S FF 97<br>0-3 ② K 1-2 | 5 | 0 | 1 | 0 | 0 | 2 | 4 |
| 2 Brian Dozier, R (1, 4)<br>OBP: 0.341, SLG: 0.434 | B SI 93<br>C FF 92<br>F CH 87<br>B FF 94<br>B CH 88<br>F CH 88<br>X FF 93<br>3-2 ② P3 | | C KC 81<br>L FF 92<br>F CH 86<br>B SI 92<br>B CH 86<br>F CH 87<br>X SI 92<br>2-2 24 HR 1B | | 1 SAFE<br>H FF 92<br>1-0 24 FC6-4 1-2 HBP | | C FF 90<br>C FF 90<br>B CH 80<br>B FF 91<br>B CH 81<br>S FC 91<br>3-3 ① K | | C FF 96<br>S FF 97<br>S FF 97<br>0-3 ③ K | 4 | 1 | 1 | 0 | 0 | 2 | 1 |
| 17 Kendrys Morales, S (1, 3)<br>OBP: 0.254, SLG: 0.326 | C CH 86<br>B KC 82<br>X CH 87<br>1-1 1B | | C FF 92<br>X KC 80<br>0-1 ② F7 | | F CH 86<br>D CH 88<br>X KC 82<br>1-1 ② F8 2-3 | | S CH 80<br>S CH 79<br>C FF 92<br>0-3 ② K | | | 4 | 0 | 1 | 0 | 0 | 1 | 3 |
| 24 Trevor Plouffe, R (1, 5)<br>OBP: 0.317, SLG: 0.417 | B FF 92<br>C FF 92<br>B FF 92<br>C FF 92<br>X CH 87<br>2-2 ③ G1-3 | | C FF 91<br>F KC 81<br>1 SAFE<br>B FF 92<br>X CH 86<br>1-2 1-H HR | | D KC 82<br>C SI 93<br>1 SAFE<br>X SI 92<br>1-1 ③ FC6-4 1-2f | | B FF 90<br>B FF 92<br>S FF 91<br>C FF 91<br>S FF 92<br>2-3 ③ K | | | 4 | 1 | 1 | 2 | 0 | 1 | 3 |
| 31 Oswaldo Arcia, L (1, 9)<br>OBP: 0.306, SLG: 0.363 | | B FF 92<br>B FF 93<br>S FF 93<br>X KC 80<br>2-1 ① G5-3 | B KC 81<br>S CH 88<br>X CH 87<br>1-1 ③ G6-3 | | | C KC 81<br>X CH 86<br>0-1 ① F7 | | B FF 91<br>B SL 86<br>F FF 90<br>B FF 92<br>X FF 91<br>3-1 ① P5 | | 4 | 0 | 0 | 0 | 0 | 0 | 0 |
| 16 Josh Willingham, R (1, 10)<br>OBP: 0.360, SLG: 0.403 | | B KC 81<br>C KC 81<br>C FF 92<br>B FF 93<br>B CH 87<br>B CH 87<br>4-2 5 1B BB | | C FF 92<br>B KC 81<br>B CH 88<br>X FF 92<br>2-1 ① F8 | | C KC 80<br>C FF 92<br>B SI 90<br>B FF 92<br>X CH 86<br>2-2 ② G6-3 | | C FF 92<br>B SL 86<br>C SL 85<br>B CU 82<br>F FF 91<br>B SL 85<br>S SL 85<br>3-3 ② K | | 3 | 0 | 0 | 0 | 1 | 1 | 0 |
| 8 Kurt Suzuki, R (1, 2)<br>OBP: 0.363, SLG: 0.391 | | C SI 92<br>C FF 91<br>B FF 92<br>B CH 87<br>F FF 92<br>X CH 88<br>2-2 ② F7 | C KC 81<br>F KC 82<br>S FF 93<br>0-3 ② K | | | B KC 82<br>H FF 92<br>2-0 1 BB 5 BB HBP | | B SL 86<br>X FF 92<br>1-0 ③ G3 | | 3 | 0 | 0 | 0 | 0 | 1 | 1 |
| 5 Eduardo Escobar, S (1, 6)<br>OBP: 0.319, SLG: 0.407 | | 1 SAFE<br>B KC 80<br>X KC 79<br>1-0 1-2 1B | S FF 93<br>F FF 92<br>X KC 81<br>0-2 ③ G4-3 | | | B SI 91<br>B FF 92<br>C FF 92<br>B FF 92<br>F FF 91<br>D CH 87<br>4-2 1 BB 1-2 BB | | | B FF 94<br>S SI 94<br>X FF 95<br>1-1 39 DI 1B | 3 | 0 | 2 | 0 | 1 | 0 | 0 |
| 1 Sam Fuld, L (1, 7)<br>OBP: 0.351, SLG: 0.385<br>9 Eduardo Núñez, R (9, PH)<br>OBP: 0.314, SLG: 0.416 | | B FF 93<br>X FF 91<br>1-0 ③ F7 | | | B FF 91<br>X FF 91<br>1-0 ① F9 | C FF 93<br>C FF 94<br>F FF 94<br>D CH 80<br>F FF 95<br>F FF 95<br>D CH 81<br>F CH 80<br>B FF 95<br>4-2 B FF 94 1-2 2-3 BB | | | C FF 95<br>B FF 95<br>F FF 95<br>S SI 98<br>1-3 ① K | 2<br>1 | 0<br>0 | 0<br>0 | 0<br>0 | 1<br>0 | 0<br>1 | 2<br>1 |
| Inning Stats | R: 0 H: 1<br>E: 0 LOB: 1<br>K: 0 BB: 0<br>S: 13 P: 19 | R: 0 H: 1<br>E: 0 LOB: 2<br>K: 0 BB: 1<br>S: 10 P: 20 | R: 2 H: 2<br>E: 0 LOB: 0<br>K: 1 BB: 0<br>S: 15 P: 20 | R: 0 H: 0<br>E: 0 LOB: 0<br>K: 1 BB: 0<br>S: 8 P: 10 | R: 0 H: 1<br>E: 0 LOB: 2<br>K: 0 BB: 0<br>S: 9 P: 15 | R: 0 H: 0<br>E: 0 LOB: 3<br>K: 0 BB: 2<br>S: 18 P: 31 | R: 0 H: 0<br>E: 0 LOB: 0<br>K: 3 BB: 0<br>S: 9 P: 14 | R: 0 H: 0<br>E: 0 LOB: 0<br>K: 1 BB: 0<br>S: 7 P: 14 | R: 0 H: 1<br>E: 0 LOB: 1<br>K: 3 BB: 0<br>S: 11 P: 13 | 1B: 5 SF: 0<br>2B: 0 SAC: 0<br>3B: 0 DP: 0<br>HR: 1 HBP: 2 | | | | | WP: 0 PA: 38<br>PB: 0<br>SB: 0<br>CS: 0 | |

| PITCHER | | IP | WLS | BF | H | R | ER | SO | BB | IBB | HBP | BLK | WP | HR | S | P | ERA | WHIP |
|---|---|---|---|---|---|---|---|---|---|---|---|---|---|---|---|---|---|---|
| 53 Alex Cobb, R<br>ERA: 4.08 | (1, 1) | 5.2 | W | 26 | 5 | 2 | 2 | 2 | 2 | 0 | 2 | 0 | 0 | 1 | 62 | 99 | 3.18 | 1.235 |
| 26 Brad Boxberger, R<br>ERA: 2.37 | (6, 1) | 1.1 | H | 5 | 0 | 0 | 0 | 3 | 1 | 0 | 0 | 0 | 0 | 0 | 20 | 30 | 0.00 | 0.750 |
| 50 Grant Balfour, R<br>ERA: 5.45 | (8, 1) | 1.0 | | 3 | 0 | 0 | 0 | 1 | 0 | 0 | 0 | 0 | 0 | 0 | 7 | 14 | 0.00 | 0.000 |
| 57 Jake McGee, L<br>ERA: 1.49 | (9, 1) | 1.0 | | 4 | 1 | 0 | 0 | 3 | 0 | 0 | 0 | 0 | 0 | 0 | 11 | 13 | 0.00 | 1.000 |

| PITCHER | IP | WLS | BF | H | R | ER | SO | BB | IBB | HBP | BLK | WP | HR | S | P | ERA | WHIP |
|---|---|---|---|---|---|---|---|---|---|---|---|---|---|---|---|---|---|

# BOTTOM

## Tampa Bay Rays @ Minnesota Twins

Target Field, Minneapolis, MN

Fri Jul 18 2014, 7:12 PM - 10:14 PM CDT

Att. 31,058 - Partly Cloudy - 78 F

livebaseballscorecards.com

| | |
|---|---|
| AB | 33 |
| R | 2 |
| H | 6 |
| RBI | 2 |
| BB | 3 |
| SO | 9 |
| LOB | 15 |

# Tampa Bay Rays @ Minnesota Twins

Target Field, Minneapolis, MN

Sat Jul 19 2014, 6:11 PM - 9:02 PM CDT

Att. 36,117 - Overcast - 79 F

TOP

livebaseballscorecards.com

| Batter | 1 | 2 | 3 | 4 | 5 | 6 | 7 | 8 | 9 | AB | R | H | RBI | BB | SO | LOB |
|---|---|---|---|---|---|---|---|---|---|---|---|---|---|---|---|---|
| 8 Desmond Jennings, R (1, 8)<br>OBP: 0.336, SLG: 0.387 | B FF 92<br>B FF 92<br>X FF 92<br>2-0 ① P4 | X FC 89<br>0-0 ③ P4 | | | C FF 91<br>B KC 76<br>B KC 76<br>X FC 87<br>2-1 ② F8 | | B FC 92<br>X FF 92<br>1-0 ② F9<br>2-3 | | | 4 | 0 | 0 | 0 | 0 | 0 | 1 |
| 18 Ben Zobrist, S (1, 9)<br>(8, 7)<br>OBP: 0.355, SLG: 0.408 | C FF 93<br>X FF 94<br>0-1 5 1B<br>1B | | C FF 90<br>B KC 75<br>B KC 76<br>C FF 91<br>C FC 87<br>2-3 ① K | | C KC 75<br>X FF 92<br>0-1 ③ G5-3 | | F FF 92<br>F FF 91<br>X FC 89<br>0-2 ③ L7 | | | 4 | 0 | 1 | 0 | 0 | 1 | 1 |
| 5 Brandon Guyer, R (1, 7)<br>OBP: 0.320, SLG: 0.366<br>39 Kevin Kiermaier, L (8, PH)<br>OBP: 0.351, SLG: 0.571<br>(8, 9) | B FF 92<br>S FF 92<br>F FF 92<br>B FF 92<br>X KC 79<br>2-2 3 G5-4-3 1B<br>1-2 | | B FF 91<br>X FF 91<br>1-0 ② L8 | | | C FF 90<br>F KC 75<br>F FF 91<br>B FF 92<br>X SI 91<br>1-2 21 G4-6-3 1B | | F FF 92<br>S CH 88<br>F CH 88<br>S CH 88<br>0-3 ① K | | 3<br>1 | 0<br>0 | 2<br>0 | 0<br>0 | 0<br>0 | 0<br>1 | 0<br>0 |
| 3 Evan Longoria, R (1, 5)<br>OBP: 0.334, SLG: 0.388 | F FF 92<br>F FF 94<br>X FC 91<br>0-2 ②③ G5-4-3<br>1-2f | | X FF 91<br>0-0 ③ F8 | | | C FC 88<br>S SI 90<br>X FF 90<br>0-2 ① P3 | | C SL 85<br>S CH 88<br>X FF 92<br>0-2 21 G4-6-3 1B | | 4 | 0 | 1 | 0 | 0 | 0 | 3 |
| 21 James Loney, L (1, 3)<br>OBP: 0.339, SLG: 0.378 | | X FF 90<br>0-0 11 G4-6-3 11 1B 28 1B 1B | | B FF 90<br>X FF 90<br>1-0 11 G5-4-3 1B | | 1 SAFE<br>B FF 90<br>F SI 90<br>D KC 78<br>X SI 90<br>2-1 ②③ G4-6-3<br>1-2f | | B CH 88<br>C FF 93<br>B SI 92<br>X CH 88<br>2-1 ②③ G4-6-3<br>1-2f | | 4 | 1 | 2 | 0 | 0 | 0 | 2 |
| 11 Logan Forsythe, R (1, 4)<br>OBP: 0.300, SLG: 0.349 | | C FF 90<br>F FF 91<br>F FC 88<br>B KC 78<br>B FF 92<br>X FF 92<br>2-2 11 G4-6-3<br>1-2 1B | | F FC 88<br>B SI 90<br>C SI 91<br>F FC 88<br>B KC 78<br>X FC 87<br>2-2 ①② G5-4-3<br>1-2f | | | B FC 86<br>B FC 86<br>B FF 90<br>C FC 90<br>B FF 90<br>4-1 11 1B 28 G4-3 BB | | C FF 93<br>B SL 86<br>C SL 88<br>F FF 94<br>X CU 80<br>1-2 1 WP 1B | 3 | 1 | 2 | 0 | 1 | 0 | 1 |
| 11 Yunel Escobar, R (1, 6)<br>OBP: 0.326, SLG: 0.331 | | F FC 90<br>B SI 91<br>X SI 91<br>1-1 ①② G4-6-3<br>1-2f<br>2-3 | | C KC 75<br>F FC 87<br>X FC 87<br>0-2 2B | | | C SI 91<br>X FF 90<br>0-1 28 G4-3<br>1-3 1 E 1B | | C SL 88<br>B SL 88<br>B FF 94<br>T FF 93<br>B FF 94<br>F FF 94<br>X FF 94<br>3-2 ① F8 | 4 | 1 | 2 | 0 | 0 | 0 | 3 |
| 28 José Molina, R (1, 2)<br>OBP: 0.239, SLG: 0.203 | | C FF 93<br>X FF 93<br>0-1 1 HR 1B<br>3-H | | B KC 78<br>X FC 88<br>1-0 ③ F8 | | | F FC 88<br>B FF 91<br>X SI 90<br>1-1 ① G4-3<br>1-2<br>3-H | | B SL 86<br>X FF 92<br>1-0 ② L9 | 4 | 1 | 1 | 2 | 0 | 0 | 3 |
| 1 Sean Rodríguez, R (1, 10)<br>OBP: 0.288, SLG: 0.520 | | B FF 92<br>X FF 92<br>1-0 HR<br>1-H | | | B FC 85<br>F FC 87<br>C KC 75<br>B FF 92<br>X KC 76<br>2-2 ① G5-3 | | B FC 88<br>X FC 88<br>1-0 E8 8 F9<br>2-H 1B | | B SL 85<br>F FF 92<br>F FF 92<br>F FF 93<br>F SL 87<br>B FF 93<br>S FF 93<br>2-3 ③ K<br>1-2 | 4 | 1 | 2 | 3 | 0 | 1 | 1 |
| Inning Stats | R: 0<br>E: 0<br>K: 0<br>S: 9<br>H: 2<br>LOB: 1<br>BB: 0<br>P: 13 | R: 3<br>E: 0<br>K: 0<br>S: 11<br>H: 4<br>LOB: 0<br>BB: 0<br>P: 15 | R: 0<br>E: 0<br>K: 1<br>S: 5<br>H: 0<br>LOB: 0<br>BB: 0<br>P: 8 | R: 0<br>E: 0<br>K: 0<br>S: 9<br>H: 2<br>LOB: 1<br>BB: 0<br>P: 13 | R: 0<br>E: 0<br>K: 0<br>S: 7<br>H: 0<br>LOB: 0<br>BB: 0<br>P: 11 | R: 0<br>E: 0<br>K: 0<br>S: 9<br>H: 1<br>LOB: 0<br>BB: 0<br>P: 12 | R: 2<br>E: 1<br>K: 0<br>S: 10<br>H: 2<br>LOB: 1<br>BB: 1<br>P: 17 | R: 0<br>E: 0<br>K: 1<br>S: 9<br>H: 1<br>LOB: 0<br>BB: 0<br>P: 11 | R: 0<br>E: 0<br>K: 1<br>S: 14<br>H: 1<br>LOB: 1<br>BB: 0<br>P: 21 | 1B: 11<br>2B: 1<br>3B: 0<br>HR: 1<br>SF: 0<br>SAC: 0<br>DP: 5<br>HBP: 0 | | | | | | |

| | AB | 35 |
|---|---|---|
| | R | 5 |
| | H | 13 |
| | RBI | 5 |
| | BB | 1 |
| | SO | 3 |
| | LOB | 15 |

WP: 1 PA: 36
PB: 0
SB: 0
CS: 0

| PITCHER | | IP | WLS | BF | H | R | ER | SO | BB | IBB | HBP | BLK | WP | HR | S | P | ERA | WHIP |
|---|---|---|---|---|---|---|---|---|---|---|---|---|---|---|---|---|---|---|
| 45 Phil Hughes, R<br>ERA: 4.06 | (1, 1) | 7.0 | L | 29 | 11 | 5 | 5 | 1 | 1 | 0 | 0 | 0 | 0 | 1 | 60 | 89 | 6.43 | 1.714 |
| 61 Jared Burton, R<br>ERA: 4.58 | (8, 1) | 1.0 | | 3 | 1 | 0 | 0 | 1 | 0 | 0 | 0 | 0 | 0 | 0 | 9 | 11 | 0.00 | 1.000 |
| 50 Casey Fien, R<br>ERA: 2.18 | (9, 1) | 1.0 | | 4 | 1 | 0 | 0 | 1 | 0 | 0 | 0 | 0 | 1 | 0 | 14 | 21 | 0.00 | 1.000 |

| PITCHER | IP | WLS | BF | H | R | ER | SO | BB | IBB | HBP | BLK | WP | HR | S | P | ERA | WHIP |
|---|---|---|---|---|---|---|---|---|---|---|---|---|---|---|---|---|---|

# BOTTOM

## Tampa Bay Rays @ Minnesota Twins

Target Field, Minneapolis, MN

Sat Jul 19 2014, 6:11 PM - 9:02 PM CDT

Att. 36,117 - Overcast - 79 F

livebaseballscorecards.com

| Batter | 1 | 2 | 3 | 4 | 5 | 6 | 7 | 8 | 9 | AB | R | H | RBI | BB | SO | LOB |
|---|---|---|---|---|---|---|---|---|---|---|---|---|---|---|---|---|
| 39 Danny Santana, S (1, 8)<br>OBP: 0.351, SLG: 0.427 | C SI 94<br>C FC 89<br>B SI 94<br>B FC 89<br>F SI 94<br>S SI 95<br>2-3 ① **K** | | F CH 87<br>S FF 94<br>B FF 95<br>B FC 90<br>F SI 95<br>S FF 95<br>2-3 ③ **K** | | | C KC 80<br>S SI 94<br>B SI 94<br>F SI 94<br>F SI 94<br>S KC 81<br>1-3 ① **K** | | C SI 93<br>F SI 95<br>B CH 86<br>T FF 94<br>1-2 ③ **K** | | 4 | 0 | 0 | 0 | 0 | 4 | 0 |
| 2 Brian Dozier, R (1, 4)<br>OBP: 0.340, SLG: 0.431 | B FF 94<br>S CH 87<br>B SI 95<br>F SI 95<br>B SI 96<br>X CH 87<br>3-2 ② **G1-3** | | | C CH 85<br>F CH 84<br>B FC 90<br>X FF 94<br>1-2 ① **P4** | | B CH 85<br>B SI 94<br>F FF 94<br>B CH 86<br>F SI 94<br>X CH 86<br>3-2 ② **F9** | | | B FF 93<br>C FF 92<br>B FF 93<br>H FF 91<br>3-1 **24 DI 8 1B HBP** | 3 | 1 | 0 | 0 | 0 | 0 | 0 |
| 24 Trevor Plouffe, R (1, 5)<br>OBP: 0.316, SLG: 0.418 | F SI 96<br>B FF 95<br>B SI 95<br>B CH 85<br>S SI 95<br>F FF 95<br>X FF 96<br>3-2 **2B** | | | X SI 94<br>0-0 ② **L8** | | C FC 88<br>S CH 87<br>F SI 95<br>S KC 82<br>0-3 ③ **K2-3** | | | C FF 91<br>B CH 84<br>C CH 84<br>X CH 85<br>1-2 ① **F7**<br>**1-2** | 4 | 0 | 1 | 0 | 0 | 1 | 1 |
| 17 Kendrys Morales, S (1, 10)<br>OBP: 0.260, SLG: 0.326<br>26 Eric Fryer, R (9, PR)<br>OBP: 0.182, SLG: 0.182 | F CH 86<br>F CH 87<br>B SI 95<br>X FC 89<br>1-2 ③ **G6-3** | | | C CH 86<br>B FC 89<br>X FC 87<br>1-1 **1B** | | | C SI 92<br>F CH 84<br>F SI 94<br>S KC 81<br>0-3 ① **K** | | C FF 93<br>B FF 95<br>B CH 84<br>B CH 84<br>B CH 84<br>4-1 **8 1B BB** | 3<br>0 | 0<br>0 | 1<br>0 | 0<br>0 | 1<br>0 | 1<br>0 | 1<br>0 |
| 8 Kurt Suzuki, R (1, 2)<br>OBP: 0.362, SLG: 0.389 | | B SI 92<br>F SI 93<br>F FC 88<br>B CH 87<br>X CH 86<br>2-2 ① **P6** | | C SI 95<br>S FF 95<br>F SI 96<br>B SI 95<br>S SI 96<br>1-3 ③ **K** | | | F CH 86<br>B FF 94<br>F FC 88<br>B KC 81<br>S SI 94<br>2-3 ② **K** | | C CH 84<br>X CH 84<br>0-1 **1-2 2-H 1B** | 4 | 0 | 1 | 1 | 0 | 2 | 1 |
| 20 Chris Colabello, R (1, 3)<br>OBP: 0.289, SLG: 0.417 | | X FF 94<br>0-0 ② **F9** | | | S CH 86<br>C SI 94<br>B SI 94<br>B FC 89<br>X CH 86<br>2-2 ① **P3** | | C FC 87<br>X CH 85<br>0-1 **E6** | | S FF 94<br>F FF 96<br>B SI 97<br>X SI 96<br>1-2 ② **F7** | 4 | 0 | 0 | 0 | 0 | 0 | 2 |
| 27 Chris Parmelee, L (1, 9)<br>OBP: 0.303, SLG: 0.396 | | C SI 94<br>B SI 94<br>C KC 82<br>B SI 96<br>F FC 88<br>C FF 96<br>2-3 ③ **K** | | | X SI 94<br>0-0 **5 1B 1B** | | B SI 92<br>C SI 93<br>F SI 94<br>F SI 94<br>F CH 85<br>B SI 95<br>X KC 80<br>2-2 ③ **P5** | | F FF 96<br>S FF 97<br>B FF 99<br>B SI 97<br>F SI 98<br>F FF 96<br>F FF 98<br>S FF 99<br>2-3 ③ **K** | 4 | 0 | 1 | 0 | 0 | 2 | 3 |
| 5 Eduardo Escobar, S (1, 6)<br>OBP: 0.319, SLG: 0.406 | | | B SI 93<br>F SI 93<br>F SI 93<br>X SI 94<br>1-2 ① **G4-3** | | C FC 88<br>T SI 95<br>F SI 94<br>X SI 95<br>0-2 **9 G6-4-3 1-2 1B** | | | C SI 92<br>S KC 82<br>B FC 88<br>F KC 79<br>X CH 85<br>1-2 ① **G5-3** | | 3 | 0 | 1 | 0 | 0 | 0 | 0 |
| 9 Eduardo Núñez, R (1, 7)<br>OBP: 0.306, SLG: 0.404 | | | C SI 94<br>X CH 86<br>0-1 ② **F8** | | F FC 89<br>S CH 86<br>F FC 89<br>X CH 86<br>0-2 ② ③ **G6-4-3**<br>**1-2f** | | | B CH 85<br>X CH 86<br>1-0 ② **G1-3** | | 3 | 0 | 0 | 0 | 0 | 0 | 2 |

| Inning Stats | 1 | 2 | 3 | 4 | 5 | 6 | 7 | 8 | 9 |
|---|---|---|---|---|---|---|---|---|---|
| | R: 0<br>E: 0<br>K: 1<br>S: 14 | R: 0<br>E: 0<br>K: 1<br>S: 8 | R: 0<br>E: 0<br>K: 1<br>S: 9 | R: 0<br>E: 0<br>K: 1<br>S: 10 | R: 0<br>E: 0<br>K: 0<br>S: 12 | R: 0<br>E: 0<br>K: 2<br>S: 12 | R: 0<br>E: 1<br>K: 2<br>S: 14 | R: 0<br>E: 0<br>K: 1<br>S: 8 | R: 1<br>E: 0<br>K: 1<br>S: 16 |
| | H: 1<br>LOB: 1<br>BB: 0<br>P: 23 | H: 0<br>LOB: 0<br>BB: 0<br>P: 12 | H: 0<br>LOB: 0<br>BB: 0<br>P: 12 | H: 1<br>LOB: 1<br>BB: 0<br>P: 13 | H: 2<br>LOB: 1<br>BB: 0<br>P: 14 | H: 0<br>LOB: 0<br>BB: 0<br>P: 16 | H: 0<br>LOB: 1<br>BB: 0<br>P: 18 | H: 0<br>LOB: 0<br>BB: 0<br>P: 11 | H: 1<br>LOB: 2<br>BB: 1<br>P: 27 |

| | AB | R | H | RBI | BB | SO | LOB |
|---|---|---|---|---|---|---|---|
| **AB** | 32 | | | | | | |
| **R** | 1 | | | | | | |
| **H** | 5 | | | | | | |
| **RBI** | 1 | | | | | | |
| **BB** | 1 | | | | | | |
| **SO** | 10 | | | | | | |
| **LOB** | 10 | | | | | | |

| | 1B | SF | PA |
|---|---|---|---|
| | 4 | 0 | 34 |
| | 2B: 1 | SAC: 0 | |
| | 3B: 0 | DP: 1 | |
| | HR: 0 | HBP: 1 | |

| | WP | PB | SB | CS |
|---|---|---|---|---|
| | 0 | 0 | 0 | 0 |

| PITCHER | | IP | WLS | BF | H | R | ER | SO | BB | IBB | HBP | BLK | WP | HR | S | P | ERA | WHIP |
|---|---|---|---|---|---|---|---|---|---|---|---|---|---|---|---|---|---|---|
| 14 David Price, L<br>ERA: 3.06 | (1, 1) | 8.0 | W | 28 | 4 | 0 | 0 | 9 | 0 | 0 | 0 | 0 | 0 | 0 | 87 | 119 | 0.00 | 0.500 |
| 46 Juan Carlos Oviedo, R<br>ERA: 3.69 | (9, 1) | 0.1 | | 4 | 1 | 1 | 1 | 0 | 1 | 0 | 1 | 0 | 0 | 0 | 7 | 15 | 27.00 | 6.000 |
| 57 Jake McGee, L<br>ERA: 1.47 | (9, 1) | 0.2 | S | 2 | 0 | 0 | 0 | 1 | 0 | 0 | 0 | 0 | 0 | 0 | 9 | 12 | 0.00 | 0.000 |

| PITCHER | IP | WLS | BF | H | R | ER | SO | BB | IBB | HBP | BLK | WP | HR | S | P | ERA | WHIP |
|---|---|---|---|---|---|---|---|---|---|---|---|---|---|---|---|---|---|

| Batter | 1 | 2 | 3 | 4 | 5 | 6 | 7 | 8 | 9 | AB | R | H | RBI | BB | SO | LOB |
|---|---|---|---|---|---|---|---|---|---|---|---|---|---|---|---|---|
| 8 Desmond Jennings, R (1, 8)<br>OBP: 0.337, SLG: 0.390 | C SL 88<br>X FF 89<br>0-1<br>20 BB<br>21 1B<br>2B | B FC 90<br>X FF 88<br>1-0<br>1-3<br>1B | B SL 86<br>X SL 88<br>1-0 ③<br>F8 | | | B FC 89<br>C FC 89<br>B CU 80<br>X FC 89<br>2-1 ①<br>G1-3 | B CU 81<br>C FF 91<br>B CU 82<br>S CU 81<br>T CU 83<br>2-2 ③<br>K<br>1-2 | | | 5 | 1 | 2 | 0 | 0 | 1 | 5 |
| 18 Ben Zobrist, S (1, 4)<br>(8, 7)<br>OBP: 0.353, SLG: 0.404 | B SL 89<br>C FF 89<br>F SL 87<br>D CU 76<br>D CU 77<br>B CH 85<br>4-2<br>20 BB<br>21 1B<br>BB | C SL 88<br>S CH 86<br>B SL 86<br>B SL 87<br>X CH 85<br>2-2 ②<br>SF8<br>3-H | | C SL 89<br>B CH 84<br>B CU 77<br>X SL 86<br>2-2 ①<br>F7 | | B FC 91<br>B FC 91<br>F SL 88<br>F FC 90<br>X FF 90<br>2-1 ②<br>L8 | | F SI 89<br>X CH 85<br>0-1 ①<br>G6-3 | | 3 | 1 | 0 | 1 | 1 | 0 | 0 |
| 20 Matt Joyce, L (1, 7)<br>OBP: 0.353, SLG: 0.425<br>11 Logan Forsythe, R (8, PH)<br>OBP: 0.299, SLG: 0.347<br>(8, 4) | C SL 87<br>B CH 84<br>B CH 84<br>B SL 87<br>B SL 87<br>4-1<br>21 E 5 FC1-2<br>21 1B<br>1-2<br>2-3<br>BB | B CH 84<br>X CH 86<br>1-0 ③<br>G4-3 | F SL 88<br>B SL 86<br>B CU 78<br>B CH 85<br>F SL 86<br>C CH 86<br>3-3 ②<br>K | | | C CU 75<br>X FF 91<br>0-1<br>3 2B<br>2B | | B SL 82<br>B SI 90<br>C SI 90<br>B CH 85<br>C SI 90<br>F SI 90<br>S SL 81<br>3-3 ②<br>K | | 3<br>1 | 1<br>0 | 1<br>0 | 0<br>0 | 1<br>0 | 1<br>1 | 1<br>0 |
| 3 Evan Longoria, R (1, 5)<br>OBP: 0.335, SLG: 0.394 | S SL 87<br>D SL 87<br>S SL 87<br>F CU 79<br>X CU 80<br>1-2 ①<br>F9 | | F FF 89<br>S CU 80<br>X CU 79<br>0-2<br>21 1B<br>11 2B<br>2B | B CH 86<br>F CH 87<br>F SL 85<br>B SL 90<br>B FF 91<br>F SL 89<br>F SL 85<br>F CU 80<br>F SL 88<br>3-3 ③<br>K | | C CU 81<br>F CU 82<br>X CU 82<br>0-2<br>2-H<br>2B | | C CH 87<br>B FF 92<br>C SL 83<br>S SL 81<br>1-3 ③<br>K | | 5 | 1 | 2 | 1 | 0 | 2 | 3 |
| 21 James Loney, L (1, 3)<br>OBP: 0.342, SLG: 0.379 | C CH 86<br>B CU 77<br>S CU 80<br>B CU 75<br>X SL 85<br>2-2<br>E9<br>11 BLK 5 FC1-2<br>1-3<br>2-H<br>3-H<br>1B | | C FF 90<br>B CH 84<br>B CH 84<br>X CH 85<br>2-1<br>11 2B<br>2-3<br>1B | | B FC 92<br>B FC 90<br>B FC 89<br>B FC 89<br>4-0<br>39 S 11 1B<br>BB | B FC 92<br>C CU 81<br>C CH 84<br>B CU 82<br>X CU 82<br>2-2 ③<br>F8 | | | C SI 93<br>F FF 94<br>B SL 84<br>F SL 84<br>C SL 84<br>1-3 ①<br>K | 4 | 0 | 2 | 2 | 1 | 1 | 1 |
| 5 Brandon Guyer, R (1, 10)<br>OBP: 0.323, SLG: 0.363 | X SI 89<br>0-0 ②<br>FC1-2<br>11 BLK<br>1-2<br>3-H | | S SL 84<br>S CU 80<br>B CU 80<br>F SL 84<br>S SL 89<br>1-3 ①<br>K | | C FC 90<br>C FC 91<br>F CU 80<br>C CU 81<br>0-3 ①<br>K | | B FC 87<br>B FC 89<br>C FC 88<br>B FC 88<br>C FC 89<br>F FC 90<br>B FC 89<br>4-2<br>39 WP 11 SH1-3<br>BB | | X FF 94<br>0-0<br>1B | 4 | 0 | 1 | 0 | 1 | 2 | 5 |
| 11 Yunel Escobar, R (1, 6)<br>OBP: 0.328, SLG: 0.337 | X<br>0-0 ③<br>L8<br>1-2<br>2-3 | | B CU 78<br>B CU 78<br>C SL 88<br>B SL 87<br>F SL 87<br>X FF 91<br>3-2<br>1-3<br>3-H<br>2B | | X FC 91<br>0-0<br>39 WP<br>1-2<br>1B | | X FC 91<br>0-0 ①<br>SH1-3<br>1-2 | | 1 SAFE<br>C FF 92<br>1 SAFE<br>1 SAFE<br>S SL 84<br>X SL 83<br>0-2 ②<br>L7 | 4 | 0 | 2 | 1 | 0 | 0 | 3 |
| 59 Curt Casali, R (1, 2)<br>OBP: 0.111, SLG: 0.111 | | X FF 90<br>0-0 ①<br>L5 | C SL 88<br>S CU 79<br>D CU 79<br>F SL 86<br>C SL 89<br>1-3 ②<br>K | | F FC 92<br>B CU 80<br>D CU 80<br>F CU 84<br>D CU 83<br>C CU 83<br>2-3 ②<br>K | | C CU 80<br>C FF 91<br>S CU 81<br>0-3 ②<br>K | | 1 SAFE<br>S SL 84<br>C FF 93<br>F SL 85<br>F SL 83<br>S SL 84<br>0-3 ③<br>K | 5 | 0 | 0 | 0 | 0 | 4 | 6 |
| 39 Kevin Kiermaier, L (1, 9)<br>OBP: 0.360, SLG: 0.570 | | C FF 89<br>B CU 79<br>B CU 78<br>X SL 90<br>2-1<br>8 1B<br>18 SF8<br>1B | B SL 87<br>B SL 87<br>B CH 86<br>I IN 45<br>4-0<br>IBB | | C CU 78<br>C FC 91<br>B CU 82<br>S CU 83<br>1-3 ③<br>K<br>1-2<br>2-3 | | F CH 84<br>B CH 86<br>D CU 83<br>D CU 81<br>C CU 80<br>B CU 83<br>4-2<br>8 S<br>2-3<br>BB | | | 2 | 1 | 1 | 0 | 2 | 1 | 2 |
| Inning Stats | R: 2<br>E: 1<br>K: 0<br>S: 14<br>H: 2<br>LOB: 2<br>BB: 2<br>P: 25 | R: 1<br>E: 0<br>K: 0<br>S: 8<br>H: 2<br>LOB: 1<br>BB: 0<br>P: 14 | R: 1<br>E: 0<br>K: 2<br>S: 17<br>H: 3<br>LOB: 3<br>BB: 1<br>P: 29 | R: 0<br>E: 0<br>K: 2<br>S: 15<br>H: 0<br>LOB: 0<br>BB: 0<br>P: 23 | R: 0<br>E: 0<br>K: 3<br>S: 12<br>H: 1<br>LOB: 2<br>BB: 1<br>P: 19 | R: 1<br>E: 0<br>K: 0<br>S: 12<br>H: 2<br>LOB: 1<br>BB: 0<br>P: 18 | R: 0<br>E: 0<br>K: 2<br>S: 12<br>H: 0<br>LOB: 2<br>BB: 2<br>P: 22 | R: 0<br>E: 0<br>K: 2<br>S: 9<br>H: 0<br>LOB: 0<br>BB: 0<br>P: 13 | R: 0<br>E: 0<br>K: 2<br>S: 13<br>H: 1<br>LOB: 1<br>BB: 0<br>P: 14 | 1B: 6<br>2B: 5<br>3B: 0<br>HR: 0<br>SF: 1<br>SAC: 1<br>DP: 0<br>HBP: 0 | | | | | WP: 2<br>PB: 0<br>SB: 2<br>CS: 0 | PA: 44 | |

| PITCHER | | IP | WLS | BF | H | R | ER | SO | BB | IBB | HBP | BLK | WP | HR | S | P | ERA | WHIP |
|---|---|---|---|---|---|---|---|---|---|---|---|---|---|---|---|---|---|---|
| 30 Kevin Correia, R<br>ERA: 4.76 | (1, 1) | 4.0 | L | 22 | 7 | 4 | 4 | 4 | 2 | 1 | 0 | 1 | 0 | 0 | 54 | 91 | 9.00 | 2.250 |
| 21 Samuel Deduno, R<br>ERA: 4.32 | (5, 1) | 3.0 | | 15 | 3 | 1 | 1 | 5 | 3 | 0 | 0 | 0 | 2 | 0 | 36 | 59 | 3.00 | 2.000 |
| 52 Brian Duensing, L<br>ERA: 2.45 | (8, 1) | 1.0 | | 3 | 0 | 0 | 0 | 2 | 0 | 0 | 0 | 0 | 0 | 0 | 9 | 13 | 0.00 | 0.000 |
| 15 Glen Perkins, L<br>ERA: 2.9 | (9, 1) | 1.0 | | 4 | 1 | 0 | 0 | 2 | 0 | 0 | 0 | 0 | 0 | 0 | 13 | 14 | 0.00 | 1.000 |

| PITCHER | IP | WLS | BF | H | R | ER | SO | BB | IBB | HBP | BLK | WP | HR | S | P | ERA | WHIP |
|---|---|---|---|---|---|---|---|---|---|---|---|---|---|---|---|---|---|

# TOP

## Tampa Bay Rays @ Minnesota Twins

Target Field, Minneapolis, MN

Sun Jul 20 2014, 1:13 PM - 4:52 PM CDT

Att. 26,821 - Partly Cloudy - 84 F

livebaseballscorecards.com

| | |
|---|---|
| AB | 36 |
| R | 5 |
| H | 11 |
| RBI | 5 |
| BB | 6 |
| SO | 13 |
| LOB | 26 |

# Tampa Bay Rays @ Minnesota Twins

Target Field, Minneapolis, MN

Sun Jul 20 2014, 1:13 PM - 4:52 PM CDT

Att. 26,821 - Partly Cloudy - 84 F

livebaseballscorecards.com

## BOTTOM

| Batter | 1 | 2 | 3 | 4 | 5 | 6 | 7 | 8 | 9 | AB | R | H | RBI | BB | SO | LOB |
|---|---|---|---|---|---|---|---|---|---|---|---|---|---|---|---|---|
| 2 Brian Dozier, R (1, 4)<br>OBP: 0.336, SLG: 0.425 | C FF 92<br>X FF 94<br>0-1<br>G6-3 ① | | C SL 85<br>X FF 96<br>0-1<br>FC5-4 ②<br>1-2f | | B SL 86<br>C SL 84<br>B FF 96<br>X SL 86<br>2-1<br>P3 ② | | F FF 92<br>1 SAFE<br>C FF 94<br>S FF 95<br>0-3<br>K ②<br>1-2 | | B SL 84<br>X SL 86<br>1-0<br>FC5-4 ②<br>1-2f<br>2-3 | 5 | 0 | 0 | 0 | 0 | 1 | 6 |
| 9 Eduardo Núñez, R (1, 5)<br>OBP: 0.292, SLG: 0.385 | C FF 94<br>B SL 86<br>F FF 94<br>X FF 96<br>1-2<br>F9 ② | | D FF 95<br>C SL 83<br>B SL 82<br>1 SAFE<br>X SI 92<br>2-1<br>G5-3 ③ | | C SL 85<br>F SL 86<br>B FF 95<br>B SI 97<br>F SL 86<br>X FF 97<br>2-2<br>G6-3 ③ | | C CH 79<br>B FF 93<br>F FF 94<br>D CH 81<br>T FF 93<br>2-2<br>K ③ | | C SL 83<br>F SL 83<br>X FF 93<br>0-2<br>P4 ③ | 5 | 0 | 0 | 0 | 0 | 1 | 6 |
| 24 Trevor Plouffe, R (1, 10)<br>OBP: 0.318, SLG: 0.417 | C FF 96<br>C FF 97<br>B FF 96<br>B FF 96<br>F SL 87<br>X FF 96<br>2-2<br>L9 ③ | | | X FF 95<br>0-0<br>F8 ① | | C SI 94<br>S SL 86<br>B SL 85<br>X FF 95<br>1-2<br>17 E<br>16 WP<br>17 1B<br>1B | | B FF 96<br>F FF 95<br>S FF 97<br>F FF 98<br>B SI 98<br>B FF 97<br>F SI 97<br>F SI 97<br>F SI 97<br>4-2<br>F FF 88<br>F SI 99<br>B CU 78<br>BB | | 3 | 1 | 1 | 0 | 1 | 0 | 0 |
| 17 Kendrys Morales, S (1, 3)<br>OBP: 0.267, SLG: 0.338 | | C FF 93<br>B CH 87<br>X CH 86<br>1-1<br>F7 ① | | B SI 95<br>B SI 93<br>X SI 94<br>2-0<br>2B | | C FF 94<br>B SI 96<br>X CH 84<br>1-1<br>E9<br>16 WP<br>16 G6-3<br>1-3<br>1B | | S FF 96<br>F SI 98<br>F SI 97<br>B FF 97<br>B FF 96<br>X SI 98<br>2-2<br>P5 ① | | 4 | 1 | 2 | 0 | 0 | 0 | 1 |
| 31 Oswaldo Arcia, L (1, 9)<br>OBP: 0.301, SLG: 0.356<br>20 Chris Colabello, R (8, PH)<br>OBP: 0.287, SLG: 0.415<br>(9, 9) | | X CH 86<br>0-0<br>E1<br>16 1B | | C SL 84<br>B SI 95<br>D SL 86<br>S SI 94<br>B FF 94<br>S SI 94<br>3-3<br>K ② | | C SI 95<br>S SL 87<br>S SI 94<br>0-3<br>K ① | | F FF 97<br>D SI 97<br>F FF 96<br>F SI 98<br>F FF 99<br>X FF 98<br>1-2<br>F7 ② | | 3<br>1 | 1<br>0 | 0<br>0 | 0<br>0 | 0<br>0 | 2<br>0 | 3<br>1 |
| 16 Josh Willingham, R (1, 7)<br>OBP: 0.357, SLG: 0.399 | | B FF 94<br>C SI 94<br>X SI 95<br>1-1<br>5<br>G3-6<br>2-H<br>1B | | X SI 94<br>0-0<br>L5 ③ | | C SL 84<br>S SL 85<br>B SL 87<br>X FF 96<br>1-2<br>G6-3 ②<br>2-H<br>3-H | | D FF 96<br>T FF 97<br>B FF 97<br>T FF 96<br>S SI 98<br>2-3<br>K ③ | | 4 | 0 | 1 | 2 | 0 | 1 | 2 |
| 5 Eduardo Escobar, S (1, 6)<br>OBP: 0.318, SLG: 0.404 | | X SI 93<br>0-0<br>G3-6 ② ③<br>1-2f | | C SI 92<br>X SI 93<br>0-1<br>1<br>SH1-3<br>26<br>BB<br>1B | | F CH 85<br>F CH 87<br>B FF 97<br>B FF 97<br>X SL 86<br>2-2<br>F7 ③ | | | B FF 91<br>B FF 92<br>C FF 92<br>X SL 86<br>2-1<br>L7 ① | 4 | 0 | 1 | 0 | 0 | 0 | 1 |
| 26 Eric Fryer, R (1, 2)<br>OBP: 0.240, SLG: 0.174<br>8 Kurt Suzuki, R (9, PH)<br>OBP: 0.364, SLG: 0.389 | | | C FF 93<br>B FF 94<br>B SL 86<br>C FF 95<br>F SL 86<br>B SL 86<br>F FF 96<br>B FF 96<br>4-2<br>2<br>FC5-4<br>BB | | D SL 86<br>B FF 92<br>B FF 92<br>B FF 93<br>4-0<br>1<br>SH1-3<br>1-2<br>BB | | S SI 94<br>S SI 94<br>B FF 96<br>B SL 86<br>F FF 94<br>C SL 85<br>2-3<br>K ① | | B SL 88<br>B FF 91<br>B FF 92<br>B FF 91<br>4-0<br>2<br>FC5-4<br>1<br>BB<br>BB | 1<br>0 | 0<br>0 | 0<br>0 | 0<br>0 | 2<br>1 | 1<br>0 | 0<br>0 |
| 1 Sam Fuld, L (1, 8)<br>OBP: 0.355, SLG: 0.386 | | | C SI 94<br>B FF 95<br>C SL 85<br>B FF 96<br>S SL 87<br>2-3<br>K ① | | C SI 92<br>B CH 84<br>B SI 93<br>X FF 94<br>2-1<br>SH1-3 ①<br>1-2<br>2-3 | | B FF 95<br>B CH 84<br>C FF 92<br>X CH 84<br>2-1<br>2<br>S<br>1B | | C FF 92<br>B SL 86<br>C SL 85<br>B FF 92<br>D SL 85<br>F FF 91<br>B FF 91<br>4-2<br>2<br>FC5-4<br>1-2<br>BB | 2 | 0 | 1 | 0 | 1 | 1 | 1 |

| Inning Stats | | | | | | | | | | | | | | | | | | | | | | | | |
|---|---|---|---|---|---|---|---|---|---|---|---|---|---|---|---|---|---|---|---|---|---|---|---|---|
| | R: 0 | H: 0 | | R: 1 | H: 1 | | R: 0 | H: 0 | | R: 0 | H: 1 | | R: 0 | H: 1 | | R: 2 | H: 2 | | R: 0 | H: 1 | | R: 0 | H: 0 | |
| | E: 0 | LOB: 0 | | E: 1 | LOB: 0 | | E: 0 | LOB: 1 | | E: 0 | LOB: 1 | | E: 0 | LOB: 2 | | E: 1 | LOB: 0 | | E: 0 | LOB: 1 | | E: 0 | LOB: 2 | |
| | K: 0 | BB: 0 | | K: 0 | BB: 0 | | K: 1 | BB: 1 | | S: 6 | BB: 0 | | K: 0 | BB: 1 | | K: 1 | BB: 0 | | K: 3 | BB: 1 | | K: 0 | BB: 2 | |
| | S: 9 | P: 12 | | S: 6 | P: 8 | | S: 11 | P: 19 | | | S: 6 | P: 11 | S: 10 | P: 20 | | S: 14 | P: 19 | | S: 12 | P: 18 | | S: 20 | P: 29 | | S: 9 | P: 20 |

| | | | | | | | | | | | | | | | | | | | | | | | | | | | | | | | | |
|---|---|---|---|---|---|---|---|---|---|---|---|---|---|---|---|---|---|---|---|---|---|---|---|---|---|---|---|---|---|---|---|---|
| 1B: 5 | SF: 0 | | WP: 1 | PA: 38 | | | | | | | | | | | | | | | | | | | | | | | | | | | | |
| 2B: 1 | SAC: 1 | | PB: 0 | | | | | | | | | | | | | | | | | | | | | | | | | | | | | |
| 3B: 0 | DP: 1 | | SB: 1 | | | | | | | | | | | | | | | | | | | | | | | | | | | | | |
| HR: 0 | HBP: 0 | | CS: 0 | | | | | | | | | | | | | | | | | | | | | | | | | | | | | |

| PITCHER | | IP | WLS | BF | H | R | ER | SO | BB | IBB | HBP | BLK | WP | HR | S | P | ERA | WHIP |
|---|---|---|---|---|---|---|---|---|---|---|---|---|---|---|---|---|---|---|
| 22 Chris Archer, R<br>ERA: 3.31 | (1, 1) | 6.1 | W | 27 | 6 | 3 | 1 | 4 | 2 | 0 | 0 | 0 | 1 | 0 | 62 | 99 | 1.42 | 1.263 |
| 26 Brad Boxberger, R<br>ERA: 2.33 | (7, 1) | 0.2 | H | 2 | 0 | 0 | 0 | 2 | 0 | 0 | 0 | 0 | 0 | 0 | 6 | 8 | 0.00 | 0.000 |
| 57 Jake McGee, L<br>ERA: 1.43 | (8, 1) | 1.0 | H | 4 | 0 | 0 | 0 | 1 | 1 | 0 | 0 | 0 | 0 | 0 | 20 | 29 | 0.00 | 1.000 |
| 50 Grant Balfour, R<br>ERA: 5.4 | (9, 1) | 0.1 | H | 3 | 0 | 0 | 0 | 0 | 2 | 0 | 0 | 0 | 0 | 0 | 5 | 15 | 0.00 | 6.000 |
| 49 Kirby Yates, R<br>ERA: 2.35 | (9, 1) | 0.2 | S | 2 | 0 | 0 | 0 | 0 | 0 | 0 | 0 | 0 | 0 | 0 | 4 | 5 | 0.00 | 0.000 |

| PITCHER | IP | WLS | BF | H | R | ER | SO | BB | IBB | HBP | BLK | WP | HR | S | P | ERA | WHIP |
|---|---|---|---|---|---|---|---|---|---|---|---|---|---|---|---|---|---|

# Tampa Bay Rays @ St. Louis Cardinals

Busch Stadium, St. Louis, MO

Tue Jul 22 2014, 7:17 PM - 10:41 PM CDT

Att. 43,623 - Partly Cloudy - 89 F

TOP

livebaseballscorecards.com

| Batter | 1 | 2 | 3 | 4 | 5 | 6 | 7 | 8 | 9 | AB | R | H | RBI | BB | SO | LOB |
|---|---|---|---|---|---|---|---|---|---|---|---|---|---|---|---|---|
| 8 Desmond Jennings, R (1, 8)<br>OBP: 0.333, SLG: 0.384 | G4-3 | | G1-3 | | F8 | L1 | | F8 | | 5 | 0 | 0 | 0 | 0 | 0 | 2 |
| 18 Ben Zobrist, S (1, 4)<br>OBP: 0.348, SLG: 0.398 | F7 | | K | | E1<br>20 2B<br>21 BB<br>1-2 | F7 | | | G4-3 | 5 | 1 | 0 | 0 | 0 | 1 | 1 |
| 20 Matt Joyce, L (1, 7)<br>OBP: 0.353, SLG: 0.428 | 3 FC6-4 1B | | K | | 21 BB<br>11 2B<br>1-3 2-H 2B | K | | | K | 5 | 1 | 2 | 1 | 0 | 3 | 0 |
| 3 Evan Longoria, R (1, 5)<br>OBP: 0.336, SLG: 0.400 | FC6-4<br>1-2f | | | G1-3 | 21 BB<br>11 2B<br>HBP | K | | | HR | 4 | 2 | 1 | 1 | 0 | 1 | 1 |
| 21 James Loney, L (1, 3)<br>OBP: 0.345, SLG: 0.383 | | 28 1B<br>23 SH2-3<br>2B | | 23 S 11 G3<br>1B | 11 2B<br>28 G5-3<br>1-2 2-3 3-H BB | | G4-3 | | G3-1 | 4 | 2 | 2 | 1 | 1 | 0 | 0 |
| 11 Yunel Escobar, R (1, 6)<br>OBP: 0.327, SLG: 0.339 | | K | | G3<br>1-2 | 28 G5-3<br>1-3 2-H 3-H 2B | | F8 | | | 4 | 0 | 1 | 2 | 0 | 1 | 2 |
| 28 José Molina, R (1, 2)<br>OBP: 0.246, SLG: 0.205 | | 23 SH2-3<br>2-3 1B | | 23 S<br>BB | G5-3<br>2-3 3-H | | | F8 | | 3 | 0 | 1 | 1 | 1 | 0 | 1 |
| 23 Jake Odorizzi, R (1, 1)<br>38 Jeff Beliveau, L (6, 1)<br>5 Brandon Guyer, R (8, PH)<br>OBP: 0.321, SLG: 0.361<br>26 Brad Boxberger, R (8, 1)<br>49 Kirby Yates, L (9, 1) | | SH2-3<br>1-2 3-H | | K<br>1-2 2-3 | BB | | | L8 | | 1<br>0<br>1<br>0<br>0 | 0<br>0<br>0<br>0<br>0 | 0<br>0<br>0<br>0<br>0 | 1<br>0<br>0<br>0<br>0 | 1<br>0<br>0<br>0<br>0 | 1<br>0<br>0<br>0<br>0 | 2<br>0<br>0<br>0<br>0 |
| 39 Kevin Kiermaier, L (1, 9)<br>OBP: 0.363, SLG: 0.563 | | G4-3 | | | 18 E<br>20 2B<br>BB<br>F8 | | | BB | | 2 | 1 | 0 | 0 | 2 | 0 | 3 |

| | | | | | | | | | | | | | | | | |
|---|---|---|---|---|---|---|---|---|---|---|---|---|---|---|---|---|
| Inning Stats | R: 0<br>E: 0<br>K: 0<br>S: 8 | H: 1<br>LOB: 1<br>BB: 0<br>P: 9 | R: 1<br>E: 0<br>K: 1<br>S: 9 | H: 2<br>LOB: 1<br>BB: 0<br>P: 11 | R: 0<br>E: 0<br>K: 2<br>S: 7 | H: 0<br>LOB: 0<br>BB: 0<br>P: 14 | R: 0<br>E: 0<br>K: 1<br>S: 7 | H: 1<br>LOB: 2<br>BB: 1<br>P: 14 | R: 5<br>E: 1<br>K: 0<br>S: 21 | H: 2<br>LOB: 2<br>BB: 3<br>P: 43 | R: 0<br>E: 0<br>K: 1<br>S: 9 | H: 0<br>LOB: 0<br>BB: 0<br>P: 15 | R: 0<br>E: 0<br>K: 1<br>S: 5 | H: 0<br>LOB: 0<br>BB: 0<br>P: 8 | R: 0<br>E: 0<br>K: 0<br>S: 5 | H: 0<br>LOB: 1<br>BB: 1<br>P: 10 | R: 1<br>E: 0<br>K: 1<br>S: 11 | H: 1<br>LOB: 0<br>BB: 0<br>P: 14 | 1B: 3<br>2B: 3<br>3B: 0<br>HR: 1 | SF: 0<br>SAC: 1<br>DP: 0<br>HBP: 1 | WP: 0<br>PB: 0<br>SB: 2<br>CS: 0 | PA: 41 |

| PITCHER | IP | WLS | BF | H | R | ER | SO | BB | IBB | HBP | BLK | WP | HR | S | P | ERA | WHIP |
|---|---|---|---|---|---|---|---|---|---|---|---|---|---|---|---|---|---|
| 50 Adam Wainwright, R (1, 1)<br>ERA: 2.02 | 4.2 | L | 26 | 6 | 6 | 4 | 4 | 4 | 0 | 1 | 0 | 0 | 0 | 49 | 87 | 7.71 | 2.143 |
| 43 Seth Maness, R (5, 1)<br>ERA: 2.84 | 0.1 | | 1 | 0 | 0 | 0 | 0 | 0 | 0 | 0 | 0 | 0 | 0 | 3 | 4 | 0.00 | 0.000 |
| 62 Nick Greenwood, L (6, 1)<br>ERA: 4.74 | 2.0 | | 6 | 0 | 0 | 0 | 2 | 0 | 0 | 0 | 0 | 0 | 0 | 14 | 23 | 0.00 | 0.000 |
| 30 Jason Motte, R (8, 1)<br>ERA: 4.95 | 2.0 | | 8 | 1 | 1 | 1 | 1 | 1 | 0 | 0 | 0 | 0 | 1 | 16 | 24 | 4.50 | 1.000 |

| PITCHER | IP | WLS | BF | H | R | ER | SO | BB | IBB | HBP | BLK | WP | HR | S | P | ERA | WHIP |
|---|---|---|---|---|---|---|---|---|---|---|---|---|---|---|---|---|---|

| | |
|---|---|
| AB | 34 |
| R | 7 |
| H | 7 |
| RBI | 7 |
| BB | 5 |
| SO | 7 |
| LOB | 12 |

| Batter | 1 | 2 | 3 | 4 | 5 | 6 | 7 | 8 | 9 | AB | R | H | RBI | BB | SO | LOB |
|---|---|---|---|---|---|---|---|---|---|---|---|---|---|---|---|---|
| 13 Matt Carpenter, L (1, 5)<br>OBP: 0.374, SLG: 0.381 | B SI 91<br>C SI 90<br>B SI 91<br>B SI 92<br>X SI 90<br>3-1<br>HR | | B CU 67<br>C FS 82<br>X FS 85<br>1-1<br>16<br>G4-3<br>1B | | C FS 81<br>C SI 90<br>B SI 90<br>B SL 81<br>X FS 84<br>2-2 ③<br>G6-3 | | L FC 83<br>C CU 74<br>F FF 89<br>B FF 89<br>F FC 83<br>X FF 89<br>1-2 ②<br>F7<br>1-2 | | C CH 84<br>B FF 93<br>C FF 93<br>B FF 94<br>F SL 86<br>B SL 82<br>F FF 93<br>B FF 92<br>4-2<br>1-2<br>BB | 4 | 1 | 2 | 1 | 1 | 0 | 1 |
| 16 Kolten Wong, L (1, 4)<br>OBP: 0.302, SLG: 0.397 | B SI 90<br>B FS 85<br>C SI 91<br>B FS 86<br>F SI 91<br>B SI 90<br>4-2<br>7<br>CS<br>BB | | F SI 89<br>F SI 88<br>F SI 89<br>X FS 83<br>0-2 ②<br>G4-3<br>1-2 | | | C SI 88<br>F SI 89<br>B SI 89<br>F FS 83<br>S FS 83<br>1-3 ①<br>K | C CU 74<br>X CU 74<br>0-1 ③<br>F8 | | C FF 93<br>C SL 83<br>B FF 93<br>F SL 80<br>F SL 80<br>B FF 93<br>X FF 93<br>2-2 ③<br>L9 | 4 | 0 | 0 | 0 | 1 | 1 | 4 |
| 7 Matt Holliday, R (1, 7)<br>OBP: 0.374, SLG: 0.407 | B SI 89<br>X SI 90<br>1-0 ①②<br>F8<br>1-2 | | B SI 89<br>S SI 89<br>S FF 90<br>X SI 90<br>1-2 ③<br>P3 | | | F SI 88<br>F SI 89<br>B SI 90<br>B SI 90<br>B FS 83<br>X SI 89<br>3-2<br>HR | | F FF 93<br>C FF 94<br>S FF 95<br>0-3 ①<br>K | | 4 | 1 | 1 | 1 | 0 | 1 | 2 |
| 32 Matt Adams, L (1, 3)<br>OBP: 0.340, SLG: 0.527 | C FS 84<br>C FS 85<br>B SI 91<br>F SI 91<br>F SI 91<br>T SI 90<br>1-2 ③<br>K | | | B FS 83<br>F SI 89<br>B SI 89<br>F SI 90<br>F SI 90<br>X FS 84<br>2-2<br>1B | | X FS 81<br>0-0<br>21<br>BB<br>1B | | X FF 94<br>0-0 ②<br>G3 | | 4 | 0 | 2 | 0 | 0 | 1 | 0 |
| 27 Jhonny Peralta, R (1, 6)<br>OBP: 0.331, SLG: 0.455 | | C SI 89<br>B SI 88<br>C FF 88<br>B FS 83<br>S FS 82<br>2-3 ①<br>K | | F FS 83<br>F SI 88<br>S FF 89<br>0-3 ①<br>K | | S SL 81<br>S FS 82<br>B SI 89<br>D FS 82<br>S FS 83<br>2-3 ②<br>K | | B CH 81<br>X CH 79<br>1-0<br>1B | | 4 | 0 | 1 | 0 | 0 | 3 | 2 |
| 21 Allen Craig, R (1, 9)<br>OBP: 0.294, SLG: 0.354 | | B SI 89<br>S SI 91<br>S SI 90<br>B FF 90<br>C SI 89<br>2-3 ②<br>K | | 1 SAFE<br>S FF 88<br>D FS 82<br>B FF 87<br>D FF 88<br>T SI 89<br>X SI 89<br>3-2 ②<br>F8 | | F FS 82<br>B SI 90<br>F SI 90<br>B FF 87<br>F FF 89<br>F FS 83<br>B FS 81<br>B FS 82<br>4-2<br>1-2<br>BB | | B FF 94<br>C FF 94<br>F FF 95<br>S FF 95<br>1-3 ③<br>K | | 3 | 0 | 0 | 0 | 1 | 2 | 2 |
| 19 Jon Jay, L (1, 8)<br>OBP: 0.351, SLG: 0.373<br>8 Peter Bourjos, R (6, PH)<br>OBP: 0.289, SLG: 0.356<br>(7, 8) | | B CU 67<br>B FS 85<br>F FF 90<br>B SI 89<br>B SI 90<br>4-1<br>BB | | X FF 90<br>0-0 ③<br>L7 | | B FF 88<br>C FF 88<br>S FF 88<br>B FF 88<br>C CU 73<br>2-3 ③<br>K | | | B FF 93<br>C FF 93<br>B FF 93<br>C FF 92<br>C SL 82<br>2-3 ①<br>K | 1<br>2 | 0<br>0 | 0<br>0 | 0<br>0 | 1<br>0 | 0<br>2 | 1<br>2 |
| 48 Tony Cruz, R (1, 2)<br>OBP: 0.294, SLG: 0.263 | B SI 88<br>F FS 83<br>X FS 83<br>1-1 ③<br>F9 | | | | C FS 77<br>F SI 89<br>B SI 89<br>S FF 88<br>1-3 ①<br>K | | C FF 88<br>F FF 88<br>X CU 76<br>0-2 ①<br>G6-3 | | C FF 93<br>F FF 94<br>F FF 95<br>C SL 81<br>0-3 ②<br>K | 4 | 0 | 0 | 0 | 0 | 2 | 1 |
| 50 Adam Wainwright, R (1, 1)<br>OBP: 0.283, SLG: 0.302<br>43 Seth Maness, R (5, 1)<br>OBP: 0.400, SLG: 0.400<br>33 Daniel Descalso, L (5, PH)<br>OBP: 0.232, SLG: 0.236<br>62 Nick Greenwood, R (6, 1)<br>3 Mark Ellis, R (7, PH)<br>OBP: 0.266, SLG: 0.227<br>30 Jason Motte, R (8, 1)<br>18 Oscar Taveras, L (9, PH)<br>OBP: 0.235, SLG: 0.275 | | | C FF 88<br>S FS 82<br>B FS 82<br>S FS 83<br>1-3 ①<br>K | | B SI 90<br>T SI 89<br>B FF 88<br>X FS 83<br>2-1 ②<br>P6 | | C FF 89<br>H CU 76<br>1-1<br>13<br>BLK<br>HBP | | C FF 93<br>T CH 84<br>B SL 84<br>B SL 86<br>F SL 84<br>F FF 93<br>F CH 84<br>X FF 94<br>2-2<br>13<br>DI<br>1B | 1<br>0<br>1<br>0<br>0<br>0<br>1 | 0<br>0<br>0<br>0<br>0<br>0<br>0 | 0<br>0<br>0<br>0<br>0<br>0<br>1 | 0<br>0<br>0<br>0<br>0<br>0<br>0 | 0<br>0<br>0<br>0<br>0<br>0<br>0 | 1<br>0<br>0<br>0<br>0<br>0<br>0 | 0<br>0<br>0<br>0<br>0<br>0<br>0 |
| Inning Stats | R: 1<br>E: 0<br>K: 1<br>S: 10<br>H: 1<br>LOB: 0<br>BB: 1<br>P: 19 | R: 0<br>E: 0<br>K: 2<br>S: 9<br>H: 0<br>LOB: 1<br>BB: 1<br>P: 18 | R: 0<br>E: 0<br>K: 1<br>S: 12<br>H: 1<br>LOB: 1<br>BB: 0<br>P: 15 | R: 0<br>E: 0<br>K: 1<br>S: 11<br>H: 1<br>LOB: 1<br>BB: 0<br>P: 16 | R: 0<br>E: 0<br>K: 1<br>S: 8<br>H: 0<br>LOB: 0<br>BB: 0<br>P: 13 | R: 1<br>E: 0<br>K: 3<br>S: 18<br>H: 2<br>LOB: 2<br>BB: 1<br>P: 30 | R: 0<br>E: 0<br>K: 0<br>S: 11<br>H: 0<br>LOB: 1<br>BB: 0<br>P: 13 | R: 0<br>E: 0<br>K: 2<br>S: 8<br>H: 1<br>LOB: 1<br>BB: 0<br>P: 10 | R: 0<br>E: 0<br>K: 2<br>S: 22<br>H: 1<br>LOB: 2<br>BB: 1<br>P: 32 | 1B: 5<br>2B: 0<br>3B: 0<br>HR: 2 | SF: 0<br>SAC: 0<br>DP: 0<br>HBP: 1 | | WP: 0<br>PB: 0<br>SB: 0<br>CS: 1 | PA: 38 | | |

| PITCHER | | IP | WLS | BF | H | R | ER | SO | BB | IBB | HBP | BLK | WP | HR | S | P | ERA | WHIP |
|---|---|---|---|---|---|---|---|---|---|---|---|---|---|---|---|---|---|---|
| 23 Jake Odorizzi, R<br>ERA: 3.97 | (1, 1) | 5.2 | W | 24 | 5 | 2 | 2 | 8 | 3 | 0 | 0 | 0 | 0 | 2 | 65 | 106 | 3.18 | 1.412 |
| 38 Jeff Beliveau, L<br>ERA: | (6, 1) | 1.1 | H | 5 | 0 | 0 | 0 | 1 | 0 | 0 | 1 | 1 | 0 | 0 | 14 | 18 | 0.00 | 0.000 |
| 26 Brad Boxberger, R<br>ERA: 2.27 | (8, 1) | 1.0 | | 4 | 1 | 0 | 0 | 2 | 0 | 0 | 0 | 0 | 0 | 0 | 8 | 10 | 0.00 | 1.000 |
| 49 Kirby Yates, R<br>ERA: 2.2 | (9, 1) | 1.0 | | 5 | 1 | 0 | 0 | 2 | 1 | 0 | 0 | 0 | 0 | 0 | 22 | 32 | 0.00 | 2.000 |

| PITCHER | IP | WLS | BF | H | R | ER | SO | BB | IBB | HBP | BLK | WP | HR | S | P | ERA | WHIP |
|---|---|---|---|---|---|---|---|---|---|---|---|---|---|---|---|---|---|

# BOTTOM

## Tampa Bay Rays @ St. Louis Cardinals

Busch Stadium, St. Louis, MO

Tue Jul 22 2014, 7:17 PM - 10:41 PM CDT

Att. 43,623 - Partly Cloudy - 89 F

livebaseballscorecards.com

| | |
|---|---|
| AB | 33 |
| R | 2 |
| H | 7 |
| RBI | 2 |
| BB | 4 |
| SO | 13 |
| LOB | 15 |

| Batter | 1 | 2 | 3 | 4 | 5 | 6 | 7 | 8 | 9 | AB | R | H | RBI | BB | SO | LOB |
|---|---|---|---|---|---|---|---|---|---|---|---|---|---|---|---|---|
| 8 Desmond Jennings, R (1, 8)<br>OBP: 0.336, SLG: 0.390 | X FF 92<br>0-0<br>18 G3-1 2B | C FF 90<br>C FF 94<br>B FF 94<br>D CU 81<br>F FF 96<br>B FF 90<br>X FF 95<br>3-2<br>F9 ③ | | F CU 80<br>B FF 95<br>B CU 80<br>C FF 95<br>X SI 93<br>2-2<br>FC6-4 ③<br>1-2f | | | C CU 79<br>C CU 79<br>F FF 94<br>B FF 90<br>F FF 95<br>B SL 82<br>X SL 82<br>2-2<br>18 E 18 FC4<br>3 SF8<br>1B | | X SI 92<br>0-0<br>18 WP<br>5 1B<br>1B | 5 | 2 | 3 | 0 | 0 | 0 | 4 |
| 18 Ben Zobrist, S (1, 4) (4, 6)<br>OBP: 0.346, SLG: 0.393 | B FF 93<br>C FF 92<br>B FF 90<br>F SI 91<br>X FF 93<br>2-2<br>G3-1 ①<br>2-3 | | C CU 76<br>X SI 90<br>0-1<br>G6-3 ① | | B FF 90<br>C FF 92<br>B CH 85<br>F CU 80<br>F FF 94<br>X CU 82<br>2-2<br>L8 ① | | C SI 91<br>1 SAFE<br>X FF 93<br>0-1<br>FC4<br>21 BB 5 HBP<br>1-3 | | B FS 84<br>D FS 85<br>B FS 85<br>C FF 94<br>B FS 86<br>4-1<br>5 1B<br>1-2 BB | 4 | 0 | 0 | 0 | 1 | 0 | 2 |
| 20 Matt Joyce, L (1, 7)<br>OBP: 0.359, SLG: 0.430<br>5 Brandon Guyer, R (7, PH) (7, 7)<br>OBP: 0.329, SLG: 0.365 | B SI 91<br>B SI 91<br>B SI 92<br>B SI 92<br>4-0<br>3 G6-4-3<br>BB | | B SI 89<br>B CU 79<br>X SI 91<br>2-0<br>1B | | C CU 81<br>B CU 76<br>B SI 91<br>B CU 78<br>B FF 92<br>4-1<br>BB | | B SI 84<br>1 SAFE<br>B SI 85<br>C SI 85<br>1 SAFE<br>H SI 84<br>3-1<br>21 BB<br>1-2 HBP | | B FF 94<br>C FS 85<br>F FF 94<br>B FF 96<br>X FS 84<br>2-2<br>21 G4-6-3<br>1-2<br>2-H 1B | 1<br>1 | 0<br>0 | 1<br>1 | 0<br>1 | 2<br>0 | 0<br>0 | 0<br>0 |
| 3 Evan Longoria, R (1, 5)<br>OBP: 0.332, SLG: 0.396 | C SI 92<br>X SI 93<br>0-1<br>G6-4-3 ② ③<br>1-2f | | C FF 94<br>1 SAFE<br>S FF 90<br>F SI 92<br>B FF 95<br>S FF 95<br>1 SAFE<br>1-3<br>K ② | | 1 SAFE<br>1 SAFE<br>C SL 88<br>F SI 92<br>S FF 90<br>0-3<br>K ② | | X SI 89<br>0-0<br>SF8 ②<br>3-H | | B FF 94<br>S FS 85<br>C FF 95<br>B FF 94<br>S FS 85<br>2-3<br>K ① | 4 | 0 | 0 | 1 | 0 | 3 | 6 |
| 21 James Loney, L (1, 3)<br>OBP: 0.344, SLG: 0.379 | | B CH 82<br>X CH 84<br>1-0<br>L7 ① | X FF 94<br>0-0<br>G5-3 ③ | | C SI 92<br>X FF 92<br>0-1<br>G3 ③ | | C SI 89<br>B CH 83<br>F SI 88<br>B FF 90<br>B CH 83<br>B CH 83<br>4-2<br>1-2 2-3 BB | | C FF 95<br>B SL 84<br>F FF 94<br>F FS 85<br>F FF 94<br>D SL 84<br>X FS 85<br>2-2<br>G4-6-3 ② ③<br>1-2f | 4 | 0 | 0 | 0 | 1 | 0 | 4 |
| 11 Yunel Escobar, R (1, 6)<br>OBP: 0.328, SLG: 0.340<br>11 Logan Forsythe, R (4, 4)<br>OBP: 0.296, SLG: 0.344 | | B FF 93<br>C CU 80<br>X SI 92<br>1-1<br>28 WP<br>53 2B 1B | | B SL 88<br>C SI 90<br>B SL 89<br>C FF 93<br>F SI 92<br>B FF 95<br>C SI 93<br>3-3<br>K ① | | B SL 86<br>C SI 90<br>B CU 81<br>F FF 92<br>C FF 94<br>2-3<br>K ① | C SI 90<br>F CH 84<br>D CH 83<br>X SI 89<br>1-2<br>G6-3 ③ | | | 2<br>2 | 1<br>0 | 1<br>0 | 0<br>0 | 0<br>0 | 1<br>1 | 0<br>3 |
| 28 José Molina, R (1, 2)<br>OBP: 0.246, SLG: 0.213 | | F FF 93<br>F SI 91<br>B FF 93<br>F FF 94<br>S CU 82<br>1-3<br>K ②<br>1-2 | C SI 91<br>X SI 92<br>0-1<br>2B | | C FF 94<br>B FF 90<br>B FF 90<br>C FF 94<br>C FF 94<br>2-3<br>K ② | | | C SI 90<br>S SL 82<br>B FF 91<br>S CU 79<br>1-3<br>K2-3 ① | | 4 | 0 | 1 | 0 | 0 | 3 | 1 |
| 53 Alex Cobb, R (1, 1)<br>OBP: 0.286, SLG: 0.333<br>1 Sean Rodríguez, R (8, PH)<br>OBP: 0.287, SLG: 0.517<br>26 Brad Boxberger, R (8, 1)<br>57 Jake McGee, L (9, 1) | | B FF 95<br>F FF 93<br>X FF 95<br>1-1<br>2-H 2B | B FF 95<br>D SI 92<br>H SI 92<br>3-0<br>8 FC6-4<br>HBP | | B FF 94<br>B FF 94<br>B FF 93<br>C FF 91<br>C FF 91<br>X FF 92<br>3-2<br>G6-3 ③ | | | C SL 81<br>F CU 78<br>B CH 83<br>F FF 90<br>C FF 90<br>1-3<br>K ② | | 2<br>1<br>0<br>0 | 0<br>0<br>0<br>0 | 1<br>0<br>0<br>0 | 1<br>0<br>0<br>0 | 0<br>1<br>0<br>0 | 0<br>0<br>0<br>0 | 0<br>0<br>0<br>0 |
| 39 Kevin Kiermaier, L (1, 9)<br>OBP: 0.360, SLG: 0.553 | | S FF 94<br>F FF 90<br>B FF 93<br>F CU 80<br>B FF 94<br>F FF 90<br>B FF 94<br>F FF 95<br>B CH 84<br>4-2<br>BB | F SI 91<br>B CH 84<br>B SI 91<br>B FF 91<br>F SI 90<br>C SI 91<br>3-3<br>K ② | | | B CH 82<br>X FF 92<br>1-0<br>F7 ① | X SI 90<br>0-0<br>G6-3 ③ | | 3 | 0 | 0 | 0 | 1 | 1 | 2 |

| Inning Stats | 1 | 2 | 3 | 4 | 5 | 6 | 7 | 8 | 9 |
|---|---|---|---|---|---|---|---|---|---|
| | R: 0<br>E: 0<br>K: 0<br>S: 6 | R: 1<br>E: 0<br>K: 1<br>S: 18 | R: 0<br>E: 0<br>K: 1<br>S: 8 | R: 0<br>E: 0<br>K: 2<br>S: 12 | R: 0<br>E: 0<br>K: 1<br>S: 10 | R: 0<br>E: 0<br>K: 2<br>S: 9 | R: 1<br>E: 1<br>K: 0<br>S: 15 | R: 0<br>E: 0<br>K: 2<br>S: 8 | R: 1<br>E: 0<br>K: 1<br>S: 13 |
| | H: 1<br>LOB: 1<br>BB: 1<br>P: 12 | H: 2<br>LOB: 2<br>BB: 1<br>P: 29 | H: 1<br>LOB: 1<br>BB: 0<br>P: 11 | H: 1<br>LOB: 2<br>BB: 0<br>P: 23 | H: 0<br>LOB: 1<br>BB: 1<br>P: 16 | H: 0<br>LOB: 0<br>BB: 0<br>P: 16 | H: 1<br>LOB: 3<br>BB: 1<br>P: 26 | H: 0<br>LOB: 0<br>BB: 0<br>P: 10 | H: 2<br>LOB: 1<br>BB: 1<br>P: 23 |

1B: 5 SF: 1
2B: 3 SAC: 0
3B: 0 DP: 2
HR: 0 HBP: 2

WP: 2 PA: 41
PB: 0
SB: 0
CS: 0

| PITCHER | | IP | WLS | BF | H | R | ER | SO | BB | IBB | HBP | BLK | WP | HR | S | P | ERA | WHIP |
|---|---|---|---|---|---|---|---|---|---|---|---|---|---|---|---|---|---|---|
| 31 Lance Lynn, R<br>ERA: 3.05 | (1, 1) | 6.1 | L | 29 | 6 | 2 | 1 | 7 | 3 | 0 | 1 | 0 | 1 | 0 | 71 | 118 | 1.42 | 1.421 |
| 36 Randy Choate, L<br>ERA: 4.74 | (7, 1) | 0.0 | | 1 | 0 | 0 | 0 | 0 | 0 | 0 | 1 | 0 | 0 | 0 | 1 | 4 | ∞ | ∞ |
| 43 Seth Maness, R<br>ERA: 2.75 | (7, 1) | 1.2 | | 6 | 0 | 0 | 0 | 2 | 1 | 0 | 0 | 0 | 0 | 0 | 14 | 21 | 0.00 | 0.600 |
| 71 Sam Freeman, L<br>ERA: 2.21 | (9, 1) | 1.0 | | 5 | 2 | 1 | 1 | 1 | 1 | 0 | 0 | 0 | 1 | 0 | 13 | 23 | 9.00 | 3.000 |

| PITCHER | IP | WLS | BF | H | R | ER | SO | BB | IBB | HBP | BLK | WP | HR | S | P | ERA | WHIP |
|---|---|---|---|---|---|---|---|---|---|---|---|---|---|---|---|---|---|

# TOP

## Tampa Bay Rays @ St. Louis Cardinals

Busch Stadium, St. Louis, MO

Wed Jul 23 2014, 6:16 PM - 9:27 PM CDT

Att. 43,564 - Clear - 86 F

livebaseballscorecards.com

| | |
|---|---|
| AB | 33 |
| R | 3 |
| H | 8 |
| RBI | 3 |
| BB | 5 |
| SO | 10 |
| LOB | 22 |

| Batter | 1 | 2 | 3 | 4 | 5 | 6 | 7 | 8 | 9 | AB | R | H | RBI | BB | SO | LOB |
|---|---|---|---|---|---|---|---|---|---|---|---|---|---|---|---|---|
| 13 Matt Carpenter, L (1, 5)<br>OBP: 0.373, SLG: 0.382 | B SI 91<br>C SI 92<br>X CH 86<br>1-1 ① G4-3 | | B KC 79<br>B CH 87<br>1 SAFE<br>X CH 86<br>2-0 ② G5-3<br>1-2 | | | X CH 88<br>0-0 16 SH5-3 7 FC5-2 2B | | C CH 81<br>X CH 79<br>0-1 ③ F8 | | 4 | 0 | 1 | 0 | 0 | 0 | 1 |
| 16 Kolten Wong, L (1, 4)<br>OBP: 0.298, SLG: 0.391 | C SI 92<br>S CH 88<br>B FF 92<br>F CH 87<br>T CH 87<br>1-2 ② K | | B KC 81<br>C CH 87<br>D CH 88<br>B SI 92<br>S CH 87<br>S CH 88<br>3-3 ③ K | | | C SI 92<br>D CH 88<br>X CH 88<br>1-1 ① SH5-3<br>2-3 | | | B FF 95<br>C FF 96<br>F FF 97<br>S FF 98<br>1-3 ① K | 3 | 0 | 0 | 0 | 0 | 3 | 1 |
| 7 Matt Holliday, R (1, 7)<br>OBP: 0.371, SLG: 0.403 | S CH 87<br>C SI 92<br>B SI 93<br>F CH 86<br>S CH 88<br>1-3 ③ K | | | B KC 81<br>F CH 87<br>C SI 92<br>T CH 88<br>1-2 ① K | | F SI 94<br>B SI 94<br>F CH 89<br>F CH 89<br>B SI 93<br>B CH 88<br>X CH 87<br>3-2 ② FC5-2<br>3-H | | | C FF 97<br>F FF 97<br>S FF 99<br>0-3 ② K | 4 | 0 | 0 | 0 | 0 | 3 | 1 |
| 32 Matt Adams, L (1, 3)<br>OBP: 0.339, SLG: 0.523 | | B SI 93<br>C FF 92<br>F CH 87<br>C SI 93<br>1-3 ① K | | S KC 83<br>C SI 92<br>B CH 86<br>X CH 86<br>1-2 27 CS 1B | | S CH 88<br>B SI 93<br>B CH 87<br>F CH 88<br>B SI 92<br>X CH 89<br>3-2 ③ G1-3 | | | B FF 99<br>C FF 96<br>F FF 98<br>F FF 99<br>S FF 99<br>1-3 ③ K | 4 | 0 | 1 | 0 | 0 | 2 | 1 |
| 27 Jhonny Peralta, R (1, 6)<br>OBP: 0.331, SLG: 0.453 | | C FF 93<br>F CH 88<br>F SI 93<br>S CH 88<br>0-3 ② K | | C SI 92<br>B SI 92<br>B CH 87<br>S CH 88<br>B CH 87<br>F CH 86<br>X SI 94<br>3-2 ② 1B<br>1-2 | | | C KC 80<br>B CH 88<br>X CH 86<br>1-1 ① G5-3 | | | 3 | 0 | 1 | 0 | 0 | 1 | 0 |
| 18 Oscar Taveras, L (1, 9)<br>OBP: 0.239, SLG: 0.277 | | C SI 93<br>S KC 81<br>B CH 87<br>X CH 86<br>1-2 1B | | F CH 88<br>C SI 92<br>B SI 93<br>X SI 92<br>1-2 ③ F8 | | | X KC 80<br>0-0 ② G4-3 | | | 3 | 0 | 1 | 0 | 0 | 0 | 1 |
| 19 Jon Jay, L (1, 8)<br>OBP: 0.347, SLG: 0.368 | | B KC 79<br>1 SAFE<br>B SI 91<br>B SI 93<br>C SI 90<br>S CH 88<br>F SI 94<br>S CH 87<br>3-3 ③ K | | | B SI 92<br>X CH 87<br>1-0 ① G3 | | C KC 79<br>B CH 88<br>C SI 93<br>B SI 91<br>B CH 87<br>B CH 87<br>C CH 87<br>4-3 ③ K | | | 3 | 0 | 0 | 0 | 0 | 2 | 1 |
| 48 Tony Cruz, R (1, 2)<br>OBP: 0.299, SLG: 0.269<br>33 Daniel Descalso, L (8, PH)<br>OBP: 0.229, SLG: 0.233<br>71 Sam Freeman, R (9, 1) | | | X SI 92<br>0-0 13 G5-3 1B | | B KC 81<br>F SI 92<br>F KC 81<br>B CH 88<br>X CH 88<br>2-2 ② L5 | | | C FF 91<br>B CH 80<br>C CH 79<br>S FF 93<br>1-3 ① K | | 2<br>1<br>0 | 0<br>0<br>0 | 1<br>0<br>0 | 0<br>0<br>0 | 0<br>1<br>0 | 0<br>0<br>0 | 0<br>0<br>0 |
| 31 Lance Lynn, S (1, 1)<br>OBP: 0.100, SLG: 0.054<br>36 Randy Choate, L (7, 1)<br>43 Seth Maness, R (7, 1)<br>OBP: 0.400, SLG: 0.400<br>59 George Kottaras, L (8, PH)<br>OBP: 0.375, SLG: 0.615<br>(9, 2) | | | L FF 91<br>T CH 88<br>B CH 87<br>T CH 87<br>1-2 ① K | | F SI 92<br>B SI 93<br>S SI 93<br>S CH 86<br>1-3 ③ K | | | C FF 93<br>C FF 94<br>S CH 82<br>0-3 ② K | | 2<br>0<br>0<br>1 | 0<br>0<br>0<br>0 | 0<br>0<br>0<br>0 | 0<br>0<br>0<br>0 | 2<br>0<br>0<br>1 | 1<br>0<br>0<br>0 | 1<br>0<br>0<br>0 |
| Inning Stats | R: 0<br>E: 0<br>K: 2<br>S: 10<br>H: 0<br>LOB: 0<br>BB: 0<br>P: 13 | R: 0<br>E: 0<br>K: 3<br>S: 14<br>H: 1<br>LOB: 1<br>BB: 0<br>P: 19 | R: 0<br>E: 0<br>K: 2<br>S: 8<br>H: 1<br>LOB: 1<br>BB: 0<br>P: 14 | R: 0<br>E: 0<br>K: 1<br>S: 13<br>H: 2<br>LOB: 1<br>BB: 0<br>P: 19 | R: 0<br>E: 0<br>K: 1<br>S: 7<br>H: 0<br>LOB: 0<br>BB: 0<br>P: 11 | R: 0<br>E: 0<br>K: 0<br>S: 10<br>H: 1<br>LOB: 1<br>BB: 0<br>P: 17 | R: 0<br>E: 0<br>K: 1<br>S: 6<br>H: 0<br>LOB: 0<br>BB: 0<br>P: 11 | R: 0<br>E: 0<br>K: 2<br>S: 8<br>H: 0<br>LOB: 0<br>BB: 0<br>P: 9 | R: 0<br>E: 0<br>K: 3<br>S: 10<br>H: 0<br>LOB: 0<br>BB: 0<br>P: 12 | 1B: 4<br>2B: 1<br>3B: 0<br>HR: 0 | | SF: 0<br>SAC: 1<br>DP: 0<br>HBP: 0 | | WP: 0<br>PB: 0<br>SB: 0<br>CS: 1 | | PA: 31 |

| PITCHER | | IP | WLS | BF | H | R | ER | SO | BB | IBB | HBP | BLK | WP | HR | S | P | ERA | WHIP |
|---|---|---|---|---|---|---|---|---|---|---|---|---|---|---|---|---|---|---|
| 53 Alex Cobb, R<br>ERA: 3.76 | (1, 1) | 7.0 | W | 25 | 5 | 0 | 0 | 10 | 0 | 0 | 0 | 0 | 0 | 0 | 68 | 104 | 0.00 | 0.714 |
| 26 Brad Boxberger, R<br>ERA: 2.21 | (8, 1) | 1.0 | H | 3 | 0 | 0 | 0 | 2 | 0 | 0 | 0 | 0 | 0 | 0 | 8 | 9 | 0.00 | 0.000 |
| 57 Jake McGee, L<br>ERA: 1.4 | (9, 1) | 1.0 | S | 3 | 0 | 0 | 0 | 3 | 0 | 0 | 0 | 0 | 0 | 0 | 10 | 12 | 0.00 | 0.000 |

| PITCHER | IP | WLS | BF | H | R | ER | SO | BB | IBB | HBP | BLK | WP | HR | S | P | ERA | WHIP |
|---|---|---|---|---|---|---|---|---|---|---|---|---|---|---|---|---|---|

# BOTTOM

# Tampa Bay Rays @ St. Louis Cardinals

Busch Stadium, St. Louis, MO

Wed Jul 23 2014, 6:16 PM - 9:27 PM CDT

Att. 43,564 - Clear - 86 F

livebaseballscorecards.com

| | |
|---|---|
| AB | 30 |
| R | 0 |
| H | 5 |
| RBI | 0 |
| BB | 0 |
| SO | 15 |
| LOB | 7 |

| Batter | 1 | 2 | 3 | 4 | 5 | 6 | 7 | 8 | 9 | AB | R | H | RBI | BB | SO | LOB |
|---|---|---|---|---|---|---|---|---|---|---|---|---|---|---|---|---|
| 26 Brock Holt, L (1, 6)<br>OBP: 0.362, SLG: 0.441 | B FF 91<br>B SI 91<br>C SI 92<br>C SI 92<br>F KC 80<br>C SI 94<br>2-3 ① K | | X KC 82<br>0-0 1B | | | B SI 90<br>C SI 91<br>F SI 92<br>B SI 92<br>X SI 92<br>2-2 ① G4-3 | C SI 92<br>S FC 87<br>S SI 93<br>0-3 ③ K | | C FF 97<br>F FF 98<br>S SI 98<br>0-3 ③ K | 5 | 0 | 1 | 0 | 0 | 3 | 1 |
| 15 Dustin Pedroia, R (1, 4)<br>OBP: 0.338, SLG: 0.367 | B CH 85<br>F SI 93<br>B SI 93<br>F CH 85<br>X SI 94<br>2-2 ② F8 | | 1 SAFE<br>C FF 93<br>1 SAFE<br>B SI 94<br>B SI 92<br>B SI 94<br>S FF 94<br>X CH 86<br>3-2 ③ G5-3 | | | C SI 92<br>C SI 93<br>B SI 93<br>F SI 93<br>X SI 89<br>1-2 34 1B 2B | | C SI 90<br>B SI 92<br>F SI 91<br>B SI 92<br>X CH 83<br>2-2 34 FC5-6 1B | | 4 | 1 | 2 | 0 | 0 | 0 | 1 |
| 34 David Ortiz, L (1, 10)<br>OBP: 0.345, SLG: 0.499 | C SI 94<br>C KC 80<br>C SI 94<br>0-3 ③ K | | | X SI 92<br>0-0 ① F8 | | B SI 93<br>B SI 93<br>B SI 93<br>F SI 94<br>C SI 93<br>F SI 94<br>X SI 93<br>3-2 5 1B 18 1B 2-H 1B | | D FC 87<br>F SI 92<br>F SI 93<br>X SI 93<br>1-2 ① FC5-6 1-2f | | 4 | 1 | 1 | 1 | 0 | 1 | 1 |
| 12 Mike Napoli, R (1, 3)<br>OBP: 0.387, SLG: 0.446 | | F SI 92<br>X SI 93<br>0-1 ① F9 | | B SI 91<br>B SI 93<br>C FF 93<br>S SI 94<br>C SI 93<br>2-3 ② K | | C CH 86<br>B SI 93<br>X SI 94<br>0-2 ② L9 | | S CH 84<br>C SI 93<br>S SI 92<br>0-3 ② K | | 4 | 0 | 0 | 0 | 0 | 2 | 2 |
| 5 Jonny Gomes, R (1, 7)<br>OBP: 0.333, SLG: 0.363 | | C SI 94<br>B SI 94<br>F FC 89<br>B SI 93<br>S CH 86<br>2-3 ② K | | X KC 81<br>0-0 ③ F7 | | X SI 93<br>0-0 18 1B 1-2 1B | | C CH 84<br>C FF 93<br>B SI 93<br>F CH 84<br>F SI 94<br>D CH 85<br>C SI 92<br>2-3 ③ K | | 4 | 0 | 1 | 0 | 0 | 2 | 1 |
| 18 Shane Victorino, S (1, 9)<br>OBP: 0.311, SLG: 0.404 | | C CH 85<br>B CH 85<br>X FC 88<br>1-1 HR | | | B KC 79<br>X CH 83<br>1-0 ① G4-3 | C FF 93<br>X CH 83<br>0-1 1-3 2-H 1B | | | C SI 93<br>F FF 95<br>X FF 97<br>0-2 ① L8 | 4 | 1 | 2 | 2 | 0 | 0 | 0 |
| 2 Xander Bogaerts, R (1, 5)<br>OBP: 0.310, SLG: 0.353 | | B CH 86<br>F SI 92<br>X KC 82<br>1-1 ③ L4 | | | B CH 83<br>F SI 92<br>F SI 92<br>B FC 89<br>X SI 94<br>2-2 ② G6-3 | X SI 93<br>0-0 ③ F8 | | | B SI 95<br>C FF 94<br>S SI 96<br>X SI 97<br>1-2 25 2B 3 SF9 1B | 4 | 1 | 1 | 0 | 0 | 0 | 2 |
| 25 Jackie Bradley Jr., L (1, 8)<br>OBP: 0.309, SLG: 0.321 | | | C SI 92<br>F KC 80<br>S FC 88<br>0-3 ① K | | C SI 93<br>X SI 93<br>0-1 1B | | C SI 91<br>C SI 92<br>B FC 87<br>X SI 93<br>1-2 ① G4-3 | | B FF 95<br>S SI 94<br>X SI 94<br>1-1 1-3 2B | 4 | 0 | 2 | 0 | 0 | 1 | 0 |
| 3 David Ross, R (1, 2)<br>OBP: 0.250, SLG: 0.388 | | | B CH 85<br>F SI 93<br>S FF 93<br>C KC 81<br>1-3 ② K | | S SI 92<br>F SI 93<br>X CH 85<br>0-2 ③ G6-3 | | S CH 84<br>B FC 88<br>F CH 84<br>S SI 93<br>1-3 ② K | | B FF 96<br>X FF 95<br>1-0 ② SF9 3-H | 3 | 0 | 0 | 1 | 0 | 2 | 1 |
| Inning Stats | R: 0 H: 0<br>E: 0 LOB: 0<br>K: 2 BB: 0<br>S: 10 P: 14 | R: 1 H: 1<br>E: 0 LOB: 0<br>K: 1 BB: 0<br>S: 9 P: 13 | R: 0 H: 1<br>E: 0 LOB: 1<br>K: 2 BB: 0<br>S: 10 P: 14 | R: 0 H: 0<br>E: 0 LOB: 0<br>K: 1 BB: 0<br>S: 5 P: 7 | R: 0 H: 1<br>E: 0 LOB: 1<br>K: 0 BB: 0<br>S: 9 P: 12 | R: 2 H: 4<br>E: 0 LOB: 2<br>K: 0 BB: 0<br>S: 18 P: 24 | R: 0 H: 0<br>E: 0 LOB: 0<br>K: 2 BB: 0<br>S: 9 P: 11 | R: 0 H: 1<br>E: 0 LOB: 1<br>K: 2 BB: 0<br>S: 14 P: 19 | R: 1 H: 2<br>E: 0 LOB: 1<br>K: 1 BB: 0<br>S: 12 P: 15 | 1B: 7 SF: 1<br>2B: 2 SAC: 0<br>3B: 0 DP: 0<br>HR: 1 HBP: 0 | | | | | | |

| PITCHER | | IP | WLS | BF | H | R | ER | SO | BB | IBB | HBP | BLK | WP | HR | S | P | ERA | WHIP |
|---|---|---|---|---|---|---|---|---|---|---|---|---|---|---|---|---|---|---|
| 14 David Price, L<br>ERA: 3.08 | (1, 1) | 8.0 | W | 32 | 8 | 3 | 3 | 10 | 0 | 0 | 0 | 0 | 0 | 1 | 84 | 114 | 3.38 | 1.000 |
| 57 Jake McGee, L<br>ERA: 1.57 | (9, 1) | 1.0 | S | 5 | 2 | 1 | 1 | 1 | 0 | 0 | 0 | 0 | 0 | 0 | 12 | 15 | 9.00 | 2.000 |

| PITCHER | | IP | WLS | BF | H | R | ER | SO | BB | IBB | HBP | BLK | WP | HR | S | P | ERA | WHIP |
|---|---|---|---|---|---|---|---|---|---|---|---|---|---|---|---|---|---|---|

# Boston Red Sox @ Tampa Bay Rays

Tropicana Field, St. Petersburg, FL

Fri Jul 25 2014, 7:14 PM - 10:16 PM EDT

Att. 23,136 - Dome - 72 F

TOP

livebaseballscorecards.com

| | |
|---|---|
| AB | 36 |
| R | 4 |
| H | 10 |
| RBI | 4 |
| BB | 0 |
| SO | 11 |
| LOB | 9 |

| | | | |
|---|---|---|---|
| WP: 0 | PA: 37 | | |
| PB: 0 | | | |
| SB: 0 | | | |
| CS: 0 | | | |

| Batter | 1 | 2 | 3 | 4 | 5 | 6 | 7 | 8 | 9 | AB | R | H | RBI | BB | SO | LOB |
|---|---|---|---|---|---|---|---|---|---|---|---|---|---|---|---|---|
| 8 Desmond Jennings, R (1, 8)<br>OBP: 0.337, SLG: 0.398 | X SI 90<br>0-0 ① G6-3 | | B CU 74<br>C FF 92<br>B CU 74<br>X SI 91<br>2-1 ② G6-3 | | B CU 74<br>B SI 90<br>X SI 90<br>2-0<br>1-H HR | | C CU 74<br>B CU 77<br>F FF 93<br>B FF 94<br>B FO 87<br>F FO 86<br>B FF 94<br>4-2<br>18<br>1B<br>3<br>2B<br>1-2 BB | | | 3 | 2 | 1 | 2 | 1 | 0 | 0 |
| 18 Ben Zobrist, S (1, 9) (9, 7)<br>OBP: 0.353, SLG: 0.401 | C FF 91<br>X CU 73<br>0-1 1B | | C SI 92<br>B FF 90<br>C FC 88<br>B CU 76<br>X FC 86<br>2-2 1B | | C CU 75<br>C FC 86<br>B FF 92<br>B CH 85<br>F FF 92<br>F FC 85<br>F FF 92<br>B FC 88<br>X SI 89<br>3-2<br>5<br>BB<br>1B | | B FF 94<br>C CU 76<br>C FO 87<br>B FO 88<br>X FF 94<br>2-2<br>5<br>BB<br>3<br>2B<br>1-3<br>2-H 1B | | | 4 | 1 | 4 | 1 | 0 | 0 | 0 |
| 5 Brandon Guyer, R (1, 7)<br>OBP: 0.333, SLG: 0.360<br>39 Kevin Kiermaier, L (9, 9)<br>OBP: 0.360, SLG: 0.553 | X FF 88<br>0-0 ② L5 | | B FC 87<br>C FC 86<br>B FC 86<br>1 SAFE<br>F FC 88<br>F SI 87<br>B FF 92<br>F FC 86<br>F CU 73<br>3-2<br>X FC 87<br>③ G5-3 | | C FF 91<br>B FF 90<br>B FF 88<br>B FO 88<br>C SI 90<br>B FF 91<br>4-2<br>1-2 BB | | B FO 86<br>B SL 79<br>1 SAFE<br>B FF 94<br>C CU 76<br>B FF 95<br>4-1<br>3<br>2B<br>1-2 BB | | | 2<br>0 | 1<br>0 | 0<br>0 | 0<br>0 | 2<br>0 | 0<br>0 | 2<br>0 |
| 3 Evan Longoria, R (1, 5)<br>OBP: 0.331, SLG: 0.397 | B FF 91<br>B SI 90<br>F SI 91<br>B FF 93<br>T FF 89<br>X FC 88<br>3-2 ③ L7 | | | F FF 92<br>S CU 76<br>B FF 92<br>S CU 75<br>1-3 ① K2-3 | S FF 89<br>B FF 91<br>D CU 75<br>F FF 92<br>F FF 88<br>B FF 92<br>X CU 72<br>3-2 ③ F7 | | S FO 89<br>C FF 94<br>F FO 90<br>B SL 79<br>B FF 94<br>F FO 89<br>X CU 77<br>2-2<br>1<br>G6-3<br>1-H<br>2-H<br>3-H 2B | | | 4 | 0 | 1 | 3 | 0 | 1 | 3 |
| 1 Sean Rodríguez, R (1, 10)<br>OBP: 0.286, SLG: 0.516 | | X SI 91<br>0-0<br>11<br>G4-3<br>2B | | B FF 90<br>B CU 74<br>B SI 92<br>C SI 89<br>C FC 88<br>F FC 87<br>S FC 87<br>3-3 ② K | | C CU 71<br>B CU 72<br>C FC 85<br>S CU 74<br>1-3 ① K | S SL 81<br>B CU 76<br>B FF 92<br>X CU 75<br>2-1 ② G6-3<br>2-3 | | | 4 | 0 | 1 | 0 | 0 | 2 | 1 |
| 11 Yunel Escobar, R (1, 6)<br>OBP: 0.324, SLG: 0.336 | | B FC 88<br>C FF 92<br>F FF 89<br>B CU 77<br>X FF 92<br>2-2 ① G4-3<br>2-3 | | C SI 92<br>B CU 76<br>C FC 88<br>B FF 92<br>B CU 77<br>X FF 92<br>3-2 ③ G6-3 | | C FC 85<br>F FC 87<br>S SI 90<br>0-3 ② K | X FF 93<br>0-0 ③ G5-3 | | | 4 | 0 | 0 | 0 | 0 | 1 | 3 |
| 21 James Loney, L (1, 3)<br>OBP: 0.343, SLG: 0.378 | | B SI 91<br>B SI 91<br>F FF 92<br>X FC 88<br>2-1 ② F7 | | | C CU 71<br>B FF 91<br>X SI 90<br>1-1<br>8<br>HR<br>1B | B FF 91<br>C FC 86<br>C FF 92<br>B FC 87<br>X FF 91<br>2-2 ③ P6 | | X SI 88<br>0-0 ① F8 | | 4 | 1 | 1 | 0 | 0 | 0 | 1 |
| 28 José Molina, R (1, 2)<br>OBP: 0.247, SLG: 0.210<br>35 Cole Figueroa, L (7, PR)<br>OBP: 0.154, SLG: 0.160<br>59 Curt Casali, R (8, 2)<br>OBP: 0.100, SLG: 0.100 | | C FF 93<br>T SI 89<br>S CU 77<br>0-3 ③ K | | | B SI 91<br>C SI 91<br>F FC 87<br>F FF 92<br>S FC 88<br>1-3 ① K | | C FF 91<br>B FF 92<br>S SL 80<br>F FF 94<br>B SL 83<br>H SL 84<br>3-2<br>8<br>BB<br>18<br>1B<br>HBP | C FF 88<br>X SI 85<br>0-1 ② F9 | | 2<br>0<br>1 | 0<br>1<br>0 | 0<br>0<br>0 | 0<br>0<br>0 | 2<br>0<br>0 | 0<br>0<br>0 | 2<br>0<br>0 |
| 11 Logan Forsythe, R (1, 4)<br>OBP: 0.290, SLG: 0.337 | | | C FC 87<br>B CU 75<br>B FF 90<br>S SI 90<br>C FC 88<br>2-3 ① K | | B SI 91<br>X FC 88<br>1-0 ② F8 | | C SL 83<br>D SL 83<br>F FF 92<br>C FF 94<br>1-3 ① K | C SI 88<br>B CU 76<br>X CH 78<br>1-1 ③ F8 | | 4 | 0 | 0 | 0 | 0 | 2 | 2 |
| Inning Stats | R: 0<br>E: 0<br>K: 0<br>S: 7<br>H: 1<br>LOB: 1<br>BB: 0<br>P: 10 | R: 0<br>E: 0<br>K: 1<br>S: 9<br>H: 1<br>LOB: 1<br>BB: 0<br>P: 13 | R: 0<br>E: 0<br>K: 1<br>S: 14<br>H: 1<br>LOB: 1<br>BB: 0<br>P: 23 | R: 0<br>E: 0<br>K: 2<br>S: 10<br>H: 0<br>LOB: 0<br>BB: 0<br>P: 17 | R: 2<br>E: 0<br>K: 1<br>S: 20<br>H: 3<br>LOB: 2<br>BB: 1<br>P: 35 | R: 0<br>E: 0<br>K: 2<br>S: 9<br>H: 0<br>LOB: 0<br>BB: 0<br>P: 12 | R: 4<br>E: 0<br>K: 1<br>S: 21<br>H: 2<br>LOB: 2<br>BB: 2<br>P: 39 | R: 0<br>E: 0<br>K: 0<br>S: 5<br>H: 0<br>LOB: 0<br>BB: 0<br>P: 6 | | 1B: 5<br>2B: 2<br>3B: 0<br>HR: 1<br>SF: 0<br>SAC: 0<br>DP: 0<br>HBP: 1 | | | WP: 0<br>PB: 0<br>SB: 0<br>CS: 0<br>PA: 36 | |

# Boston Red Sox @ Tampa Bay Rays

Tropicana Field, St. Petersburg, FL

Fri Jul 25 2014, 7:14 PM - 10:16 PM EDT

Att. 23,136 - Dome - 72 F

BOTTOM

livebaseballscorecards.com

| | |
|---|---|
| AB | 32 |
| R | 6 |
| H | 8 |
| RBI | 6 |
| BB | 3 |
| SO | 8 |
| LOB | 14 |

| PITCHER | | IP | WLS | BF | H | R | ER | SO | BB | IBB | HBP | BLK | WP | HR | S | P | ERA | WHIP |
|---|---|---|---|---|---|---|---|---|---|---|---|---|---|---|---|---|---|---|
| 31 Jon Lester, L<br>ERA: 2.52 | (1, 1) | 6.0 | | 25 | 6 | 2 | 2 | 7 | 1 | 0 | 0 | 0 | 0 | 1 | 69 | 110 | 3.00 | 1.167 |
| 30 Andrew Miller, L<br>ERA: 2.52 | (7, 1) | 0.1 | H | 2 | 0 | 1 | 1 | 1 | 0 | 0 | 1 | 0 | 0 | 0 | 6 | 10 | 27.00 | 0.000 |
| 36 Junichi Tazawa, R<br>ERA: 3.15 | (7, 1) | 0.2 | L | 6 | 2 | 3 | 3 | 0 | 2 | 0 | 0 | 0 | 0 | 0 | 15 | 29 | 40.50 | 6.000 |
| 32 Craig Breslow, L<br>ERA: 4.75 | (8, 1) | 1.0 | | 3 | 0 | 0 | 0 | 0 | 0 | 0 | 0 | 0 | 0 | 0 | 5 | 6 | 0.00 | 0.000 |

| PITCHER | IP | WLS | BF | H | R | ER | SO | BB | IBB | HBP | BLK | WP | HR | S | P | ERA | WHIP |
|---|---|---|---|---|---|---|---|---|---|---|---|---|---|---|---|---|---|

# Boston Red Sox @ Tampa Bay Rays

Tropicana Field, St. Petersburg, FL

Sat Jul 26 2014, 7:14 PM - 10:34 PM EDT

Att. 26,659 - Dome - 72 F

TOP

livebaseballscorecards.com

| Batter | 1 | 2 | 3 | 4 | 5 | 6 | 7 | 8 | 9 | AB | R | H | RBI | BB | SO | LOB |
|---|---|---|---|---|---|---|---|---|---|---|---|---|---|---|---|---|
| 26 Brock Holt, L (1, 9) OBP: 0.361, SLG: 0.436 | C FF 90 F FF 91 B FF 91 B CH 80 F CH 81 F FF 92 X CH 80 — 2-2 ① P5 | | B CH 79 B FF 90 B FF 90 C FF 90 C FF 89 B FF 90 — 4-2 15 G6-3 34 G4-3-2 BB | | B CU 74 F FF 91 X CH 79 — 1-1 ② G4-3 | | X SL 84 — 0-0 ①② G4-6-3 1-2f | | | 3 | 0 | 0 | 0 | 1 | 0 | 1 |
| 15 Dustin Pedroia, R (1, 4) OBP: 0.338, SLG: 0.366 | C FF 90 B SI 90 B FF 91 C FF 91 F FF 91 S CH 82 — 2-3 ② K | | D CU 74 F CH 80 X FF 90 — 1-1 ① G6-3 1-2 | | C FF 91 C FF 91 B CH 81 F CH 81 X FF 91 — 1-2 1B | | C SL 84 B SL 83 C SL 85 F FC 91 B FF 92 F SL 83 B SL 83 X FC 91 — 3-2 ③ F8 | | | 4 | 0 | 1 | 0 | 0 | 1 | 1 |
| 34 David Ortiz, L (1, 10) OBP: 0.344, SLG: 0.499 | B FF 90 B FF 91 B FF 90 C FF 91 X FF 92 — 3-1 2B | | C CU 78 B CH 79 D CH 79 F CU 76 X CU 79 — 2-2 ②③ G4-3-2 2-Hf | | C SI 89 F SI 89 B SI 88 B CU 74 X CU 73 — 2-2 ③ L3 | | | C CH 80 B FF 94 S FF 94 F FF 94 X CH 82 — 1-2 ① G6-3 | | 4 | 0 | 1 | 0 | 0 | 0 | 2 |
| 12 Mike Napoli, R (1, 3) OBP: 0.391, SLG: 0.446 | B CU 77 C FF 91 F CH 80 C CH 80 — 1-3 ③ K | | | B FF 87 S CH 79 C SI 89 F FF 90 B FF 91 F CH 80 B CH 82 B FF 91 — 4-2 25 WP 2 1B BB | | C FC 84 C FF 88 B SI 88 X FF 88 — 1-2 5 1B 1B | | C CH 80 B FF 94 B FF 93 B FF 93 B CH 81 — 4-1 BB | | 2 | 0 | 1 | 0 | 2 | 1 | 1 |
| 29 Daniel Nava, S (1, 7)<br>5 Jonny Gomes, R (6, PH) (6, 7) OBP: 0.335, SLG: 0.365 | | C FF 90 C CU 75 X FF 90 — 0-2 ① P5 | | C FF 90 B FF 90 C FF 91 S CH 80 — 1-3 ① K | | C FC 84 B FC 85 C CU 74 B CU 74 F CU 74 F FC 83 F SI 88 X FF 88 — 2-2 1-3 1B | | C CH 81 D CH 80 C CH 80 X FF 94 — 1-2 ② P3 | | 2<br>2 | 0<br>0 | 0<br>1 | 0<br>0 | 0<br>0 | 1<br>0 | 1<br>1 |
| 7 Stephen Drew, L (1, 6) OBP: 0.256, SLG: 0.328 | | C CH 80 B CH 79 X CH 80 — 1-1 25 1B 1B | | B CU 73 F FF 90 B CU 75 D CH 81 X CH 82 — 3-1 ② F9 | | C SI 88 B SI 88 F FC 82 F SI 88 S FF 88 — 1-3 ① K | | B FF 92 F FC 92 F FF 92 B FF 93 F CH 80 S FF 92 — 2-3 ③ K | | 4 | 0 | 1 | 0 | 0 | 2 | 4 |
| 2 Xander Bogaerts, R (1, 5) OBP: 0.309, SLG: 0.352 | | S CH 79 B FF 91 F FF 90 S CH 79 — 1-3 ② K | | B SI 89 C FF 90 B FF 90 X CH 80 — 2-1 25 WP 1-2 1B | | B FC 91 C SL 85 B SL 85 S FF 92 C FF 92 — 2-3 ② K | | | C SI 95 B FF 97 B SI 96 F SI 95 F SI 96 S SI 97 — 2-3 ① K | 4 | 0 | 1 | 0 | 0 | 3 | 3 |
| 25 Jackie Bradley Jr., L (1, 8) OBP: 0.308, SLG: 0.320 | | C CU 74 S CH 78 B FF 92 F CH 78 F FF 90 X CH 80 — 1-2 1-2 1B | | F FF 90 F CU 79 B CU 78 B FF 90 S FF 92 — 2-3 ③ K 1-2 2-3 | | B FF 91 B SL 84 F FF 90 F FF 92 X FF 91 — 2-2 ③ G4-3 | | | B FF 96 C SI 97 F FF 98 S SI 97 — 1-3 ② K | 4 | 0 | 1 | 0 | 0 | 2 | 4 |
| 55 Christian Vázquez, R (1, 2) OBP: 0.323, SLG: 0.393 | | B CU 74 B CH 78 F CH 79 F SI 91 F FF 91 X CH 80 — 2-2 ③ F7 | | | C FF 90 C CU 75 B FF 90 X CH 80 — 1-2 ① F8 | | C FF 91 C FF 92 X FF 90 — 0-2 26 G4-6-3 1B | | B FF 95 C SI 95 X FF 96 — 1-1 ③ F7 | 4 | 0 | 1 | 0 | 0 | 0 | 2 |
| Inning Stats | R: 0 E: 0 K: 2 S: 14 — H: 1 LOB: 1 BB: 0 P: 22 | R: 0 E: 0 K: 1 S: 17 — H: 2 LOB: 2 BB: 0 P: 22 | R: 0 E: 0 K: 0 S: 7 — H: 0 LOB: 0 BB: 1 P: 14 | R: 0 E: 0 K: 2 S: 14 — H: 1 LOB: 2 BB: 1 P: 26 | R: 0 E: 0 K: 0 S: 12 — H: 1 LOB: 1 BB: 0 P: 17 | R: 0 E: 0 K: 2 S: 19 — H: 2 LOB: 2 BB: 0 P: 27 | R: 0 E: 0 K: 0 S: 9 — H: 1 LOB: 0 BB: 0 P: 12 | R: 0 E: 0 K: 1 S: 12 — H: 0 LOB: 1 BB: 1 P: 20 | R: 0 E: 0 K: 2 S: 9 — H: 0 LOB: 0 BB: 0 P: 13 | 1B: 7 2B: 2 3B: 0 HR: 0 — SF: 0 SAC: 0 DP: 2 HBP: 0 | | | | | | |

| | AB | 33 |
|---|---|---|
| | R | 0 |
| | H | 8 |
| | RBI | 0 |
| | BB | 3 |
| | SO | 10 |
| | LOB | 20 |

WP: 1 PB: 0 SB: 0 CS: 0 — PA: 36

| PITCHER | | IP | WLS | BF | H | R | ER | SO | BB | IBB | HBP | BLK | WP | HR | S | P | ERA | WHIP |
|---|---|---|---|---|---|---|---|---|---|---|---|---|---|---|---|---|---|---|
| 58 Jeremy Hellickson, R (1, 1) ERA: 1.0 | (1, 1) | 4.2 | | 20 | 5 | 0 | 0 | 5 | 2 | 0 | 0 | 0 | 1 | 0 | 61 | 96 | 0.00 | 1.500 |
| 38 Jeff Beliveau, L ERA: | (5, 1) | 0.2 | | 4 | 2 | 0 | 0 | 1 | 0 | 0 | 0 | 0 | 0 | 0 | 16 | 22 | 0.00 | 3.000 |
| 50 Grant Balfour, R ERA: 5.17 | (6, 1) | 1.2 | W | 5 | 1 | 0 | 0 | 1 | 0 | 0 | 0 | 0 | 0 | 0 | 15 | 22 | 0.00 | 0.600 |
| 26 Brad Boxberger, R ERA: 2.16 | (8, 1) | 1.0 | H | 4 | 0 | 0 | 0 | 1 | 1 | 0 | 0 | 0 | 0 | 0 | 12 | 20 | 0.00 | 1.000 |
| 57 Jake McGee, L ERA: 1.53 | (9, 1) | 1.0 | S | 3 | 0 | 0 | 0 | 2 | 0 | 0 | 0 | 0 | 0 | 0 | 9 | 13 | 0.00 | 0.000 |

| PITCHER | IP | WLS | BF | H | R | ER | SO | BB | IBB | HBP | BLK | WP | HR | S | P | ERA | WHIP |
|---|---|---|---|---|---|---|---|---|---|---|---|---|---|---|---|---|---|

# BOTTOM

## Boston Red Sox @ Tampa Bay Rays

Tropicana Field, St. Petersburg, FL

Sat Jul 26 2014, 7:14 PM - 10:34 PM EDT

Att. 26,659 - Dome - 72 F

livebaseballscorecards.com

| Batter | 1 | 2 | 3 | 4 | 5 | 6 | 7 | 8 | 9 | AB | R | H | RBI | BB | SO | LOB |
|---|---|---|---|---|---|---|---|---|---|---|---|---|---|---|---|---|
| 8 Desmond Jennings, R (1, 8)<br>OBP: 0.334, SLG: 0.393 | C FF 89<br>X SI 91<br>0-1<br>E2<br>20<br>1B | C FF 91<br>B FF 91<br>X SI 92<br>1-1 ②<br>F5 | | C FF 91<br>F FC 83<br>X FF 92<br>0-2 ②<br>P3 | | | X FF 90<br>0-0 ②<br>G6-3 | | | 4 | 1 | 0 | 0 | 0 | 0 | 3 |
| 18 Ben Zobrist, S (1, 4)<br>OBP: 0.354, SLG: 0.409 | B FF 90<br>C FF 91<br>B FF 91<br>D CU 79<br>C FF 90<br>B FF 91<br>4-2<br>20<br>1B<br>BB | C FF 92<br>X SI 92<br>0-1 ③<br>G4-3 | | X FF 92<br>0-0 ③<br>P6 | | | C FF 91<br>B FC 81<br>B FF 91<br>X FC 83<br>2-1<br>HR | | | 3 | 1 | 1 | 1 | 1 | 0 | 3 |
| 20 Matt Joyce, L (1, 10)<br>OBP: 0.364, SLG: 0.433 | B SI 91<br>B CU 77<br>B CH 83<br>C CU 78<br>S FC 82<br>X FF 92<br>3-2<br>1-2<br>3-H<br>1B | B FF 91<br>X CU 77<br>1-0<br>21<br>1B<br>1B | | | C FC 83<br>C FF 91<br>X FF 91<br>0-2 ①<br>G6-3 | | C FF 92<br>B CH 85<br>F CH 83<br>B FF 92<br>B FF 93<br>F FF 92<br>B FF 94<br>4-2<br>3<br>BB<br>BB | | | 3 | 0 | 2 | 1 | 1 | 0 | 0 |
| 3 Evan Longoria, R (1, 5)<br>OBP: 0.333, SLG: 0.397 | B FC 85<br>C FF 91<br>F FC 84<br>F FF 92<br>S FC 85<br>1-3 ①<br>K | F FF 91<br>B FF 91<br>1 SAFE<br>C SI 92<br>F FF 90<br>F FF 93<br>S FF 92<br>1-3 ①<br>K | | | C CU 78<br>X FC 84<br>0-1<br>21<br>G6-4-3<br>1B | | B FF 93<br>C FF 92<br>B FF 92<br>B FF 92<br>S SI 92<br>B FF 93<br>4-2<br>21<br>FC6<br>1-2<br>BB | | | 3 | 0 | 1 | 0 | 1 | 2 | 3 |
| 21 James Loney, L (1, 3)<br>OBP: 0.342, SLG: 0.376 | B SI 91<br>C CH 83<br>B FF 92<br>X FC 82<br>2-1 ②<br>F7 | | B CH 84<br>X CH 83<br>1-0<br>5'<br>G6-4-3<br>1-3<br>1B | | C FF 92<br>F SI 92<br>B FC 83<br>B FC 83<br>X CH 83<br>2-2 ②<br>③<br>G6-4-3<br>1-2f | | X FF 93<br>0-0 ③<br>FC6<br>1-2f | | | 4 | 0 | 1 | 0 | 0 | 0 | 5 |
| 5 Brandon Guyer, R (1, 7)<br>OBP: 0.325, SLG: 0.351 | C SI 92<br>C FF 92<br>B FC 84<br>X FC 84<br>1-2 ③<br>G3 | | L FC 84<br>D FC 87<br>L FC 83<br>B FF 91<br>F FF 92<br>D CU 80<br>X FF 92<br>3-2 ②<br>③<br>G6-4-3<br>1-2f | | | C FF 89<br>X FF 92<br>0-1 ①<br>G5-3 | | C FF 89<br>B FF 88<br>B FS 79<br>F FF 88<br>F FS 81<br>F FS 80<br>F FS 81<br>F FS 80<br>X FS 80<br>2-2 ①<br>F7 | | 4 | 0 | 0 | 0 | 0 | 0 | 4 |
| 11 Yunel Escobar, R (1, 6)<br>OBP: 0.326, SLG: 0.338 | | C FF 89<br>S FF 92<br>B FF 92<br>B FF 90<br>S FF 92<br>2-3 ①<br>K | | B SI 88<br>B SI 90<br>X SI 90<br>2-0<br>28<br>SH3-4<br>39<br>1B<br>1B | | C SI 91<br>X SI 92<br>0-1 ②<br>G6-3 | | X SI 90<br>0-0<br>1B | | 4 | 1 | 2 | 0 | 0 | 1 | 0 |
| 28 José Molina, R (1, 2)<br>OBP: 0.249, SLG: 0.207 | | F FF 91<br>S FF 92<br>B FF 93<br>B FF 92<br>B FC 85<br>B FC 84<br>4-2<br>39<br>1B<br>BB | | X SI 88<br>0-0 ①<br>SH3-4<br>1-2 | | B SI 91<br>F SI 90<br>F SI 92<br>C SI 92<br>1-3 ③<br>K | | C FF 88<br>F FS 80<br>F FF 88<br>S FS 80<br>0-3 ②<br>K | | 2 | 0 | 0 | 0 | 1 | 2 | 1 |
| 39 Kevin Kiermaier, L (1, 9)<br>OBP: 0.363, SLG: 0.552 | | S FC 83<br>X SI 91<br>0-1<br>1-2<br>1B | | B CU 77<br>2 SAFE<br>C FC 81<br>X CU 78<br>1-1<br>2-H<br>1B | | | F FF 89<br>X FF 90<br>0-1 ①<br>G4-3 | 1 SAFE<br>S FS 80<br>B FS 79<br>F FS 78<br>B FF 88<br>X FS 79<br>2-2 ③<br>P5 | | 4 | 0 | 2 | 1 | 0 | 0 | 1 |
| Inning Stats | R: 1<br>E: 1<br>K: 1<br>S: 16<br>H: 1<br>LOB: 2<br>BB: 1<br>P: 27 | R: 0<br>E: 0<br>K: 1<br>S: 11<br>H: 1<br>LOB: 2<br>BB: 1<br>P: 18 | R: 0<br>E: 0<br>K: 1<br>S: 11<br>H: 2<br>LOB: 1<br>BB: 0<br>P: 17 | R: 1<br>E: 0<br>K: 0<br>S: 8<br>H: 2<br>LOB: 1<br>BB: 0<br>P: 11 | R: 0<br>E: 0<br>K: 0<br>S: 8<br>H: 1<br>LOB: 0<br>BB: 0<br>P: 10 | R: 0<br>E: 0<br>K: 1<br>S: 7<br>H: 0<br>LOB: 0<br>BB: 0<br>P: 8 | R: 1<br>E: 0<br>K: 0<br>S: 11<br>H: 1<br>LOB: 2<br>BB: 2<br>P: 21 | R: 0<br>E: 0<br>K: 1<br>S: 15<br>H: 1<br>LOB: 1<br>BB: 0<br>P: 19 | | 1B: 8<br>2B: 0<br>3B: 0<br>HR: 1<br>SF: 0<br>SAC: 1<br>DP: 2<br>HBP: 0 | | | | | | |

| | | AB | 31 |
|---|---|---|---|
| | | R | 3 |
| | | H | 9 |
| | | RBI | 3 |
| | | BB | 4 |
| | | SO | 5 |
| | | LOB | 20 |

WP: 0 PA: 36
PB: 0
SB: 0
CS: 0

| PITCHER | | IP | WLS | BF | H | R | ER | SO | BB | IBB | HBP | BLK | WP | HR | S | P | ERA | WHIP |
|---|---|---|---|---|---|---|---|---|---|---|---|---|---|---|---|---|---|---|
| 41 John Lackey, R<br>ERA: 3.6 | (1, 1) | 7.0 | L | 32 | 8 | 3 | 2 | 4 | 4 | 0 | 0 | 0 | 0 | 1 | 72 | 112 | 2.57 | 1.714 |
| 19 Koji Uehara, R<br>ERA: 1.54 | (8, 1) | 1.0 | | 4 | 1 | 0 | 0 | 1 | 0 | 0 | 0 | 0 | 0 | 0 | 15 | 19 | 0.00 | 1.000 |

| PITCHER | IP | WLS | BF | H | R | ER | SO | BB | IBB | HBP | BLK | WP | HR | S | P | ERA | WHIP |
|---|---|---|---|---|---|---|---|---|---|---|---|---|---|---|---|---|---|

| Batter | 1 | 2 | 3 | 4 | 5 | 6 | 7 | 8 | 9 | AB | R | H | RBI | BB | SO | LOB |
|---|---|---|---|---|---|---|---|---|---|---|---|---|---|---|---|---|
| 26 Brock Holt, L (1, 5)<br>OBP: 0.355, SLG: 0.429 | C FF 92<br>F FF 94<br>X SL 86<br>0-2 ① L7 | | C SI 93<br>C SI 93<br>B CH 86<br>F CH 87<br>X SL 86<br>1-2 ① L7 | C SL 82<br>C SL 85<br>B FF 95<br>F FF 95<br>S SI 95<br>1-3 ② K | | | X FF 89<br>0-0 ① B3 | | C SI 87<br>S SI 87<br>B SI 87<br>X CU 75<br>1-2 ② G6-3 | 5 | 0 | 0 | 0 | 0 | 1 | 0 |
| 29 Daniel Nava, S (1, 7)<br>(8, 3)<br>OBP: 0.341, SLG: 0.330 | B FF 93<br>B FF 93<br>C FF 93<br>C SL 85<br>X FF 94<br>2-2 15 1B 1B | | B FF 94<br>B FF 94<br>B FF 94<br>C FF 94<br>B FF 94<br>4-1 15 1B 34 HR BB | B CH 83<br>B FF 94<br>C FF 91<br>F SL 83<br>X SL 84<br>2-2 1B | | | B FF 90<br>C FF 90<br>B FF 90<br>S FF 89<br>B FF 90<br>F FF 90<br>S FF 90<br>3-3 ② K | | C SI 88<br>C CU 74<br>B SI 88<br>S CU 74<br>1-3 ③ K | 4 | 1 | 2 | 0 | 1 | 2 | 0 |
| 15 Dustin Pedroia, R (1, 4)<br>OBP: 0.341, SLG: 0.368 | C SI 92<br>D SL 86<br>B SL 84<br>F SI 93<br>X SL 85<br>2-2 1-2 1B | | C SL 84<br>B FF 95<br>B FF 93<br>B SL 81<br>C FF 93<br>F SL 84<br>X FF 94<br>3-2 34 HR 1-2 1B | X FF 93<br>0-0 ③ L6 | | | C FF 89<br>B FF 89<br>B FF 89<br>B FF 89<br>B FF 90<br>4-1 18 PB 34 S BB | | | 3 | 1 | 2 | 0 | 1 | 0 | 1 |
| 34 David Ortiz, L (1, 10)<br>OBP: 0.346, SLG: 0.505 | C CH 86<br>S SL 86<br>D SL 86<br>B FF 94<br>S CH 88<br>2-3 ② K | | B SL 86<br>S CH 84<br>F SI 95<br>B SL 88<br>B SI 94<br>F CH 86<br>X CH 86<br>3-2 1-H 2-H HR | | C FF 93<br>F FF 95<br>X FF 95<br>0-2 ① F9 | | C SL 82<br>I IN 78<br>I IN 77<br>I IN 77<br>I IN 76<br>4-1 1-2 18 PB IBB | | | 3 | 1 | 1 | 3 | 1 | 1 | 2 |
| 18 Shane Victorino, S (1, 9)<br>OBP: 0.310, SLG: 0.393 | C FF 94<br>S FF 94<br>B FF 95<br>D SL 88<br>X SL 87<br>2-2 ③ G1-3 | | B FF 94<br>B SL 84<br>B FF 93<br>C FF 94<br>B FF 93<br>4-1 7 FC6-5 37 HBP BB | | B FF 95<br>C SL 83<br>X FF 94<br>1-1 ② G5-3 | | B SL 84<br>S SL 84<br>T SL 83<br>F SL 81<br>F FF 92<br>F SL 83<br>B FF 94<br>B FF 94<br>F SL 84<br>3-3 ③ K<br>F SL 82<br>F FF 92<br>F FF 93<br>F KC 78<br>S SL 83<br>1-2<br>2-3 | | | 3 | 0 | 0 | 0 | 1 | 1 | 4 |
| 37 Mike Carp, L (1, 3)<br>OBP: 0.337, SLG: 0.296<br>5 Jonny Gomes, R (8, PH)<br>(8, 7)<br>OBP: 0.333, SLG: 0.363 | | C FF 93<br>X CH 87<br>0-1 ① F8 | 1 SAFE<br>C SL 85<br>C SI 94<br>H SL 86<br>1-2 7 FC6-5 1-2 HBP | | C SI 95<br>B CH 88<br>X CH 86<br>1-1 ③ G4-3 | | | C FF 88<br>B FC 83<br>B SI 88<br>C SI 88<br>F CU 74<br>S FF 88<br>2-3 ① K | | 2 | 0 | 0 | 0 | 0 | 0 | 0 |
| | | | | | | | | | | 1 | 0 | 0 | 0 | 0 | 1 | 0 |
| 7 Stephen Drew, L (1, 6)<br>OBP: 0.248, SLG: 0.317 | | C FF 93<br>B FF 94<br>X CH 87<br>1-1 ② F8 | B FF 93<br>C CH 84<br>B FF 93<br>B SI 92<br>F FF 93<br>F SI 94<br>X SL 85<br>3-2 ② FC6-5 1-2 2-3f | | | B FF 93<br>B SI 91<br>F FF 92<br>B FF 94<br>X FF 93<br>3-1 ① F7 | | F FF 88<br>X SI 88<br>0-1 ② F8 | | 4 | 0 | 0 | 0 | 0 | 0 | 2 |
| 55 Christian Vázquez, R (1, 2)<br>OBP: 0.314, SLG: 0.375 | | C FF 94<br>S FF 95<br>X FF 95<br>0-2 1B | C SL 84<br>B FF 95<br>B SL 83<br>X FF 93<br>2-1 ③ G5-3 | | | X FF 95<br>0-0 ② G5-3 | | C FF 88<br>C CU 73<br>T SI 88<br>0-2 ③ K | | 4 | 0 | 1 | 0 | 0 | 1 | 2 |
| 25 Jackie Bradley Jr., L (1, 8)<br>OBP: 0.305, SLG: 0.316 | | X CH 83<br>0-0 ③ F9 | | C FF 92<br>C SI 92<br>S SL 83<br>0-3 ① K | | C FF 95<br>X FF 96<br>0-1 ③ G6-3 | | | X FC 84<br>0-0 ① G5-3 | 4 | 0 | 0 | 0 | 0 | 1 | 1 |
| Inning Stats | R: 0 H: 2<br>E: 0 LOB: 2<br>K: 1 BB: 0<br>S: 15 P: 23 | R: 0 H: 1<br>E: 0 LOB: 1<br>K: 0 BB: 0<br>S: 8 P: 9 | R: 3 H: 2<br>E: 0 LOB: 2<br>K: 0 BB: 2<br>S: 22 P: 43 | R: 0 H: 1<br>E: 0 LOB: 1<br>K: 2 BB: 0<br>S: 11 P: 14 | R: 0 H: 0<br>E: 0 LOB: 0<br>K: 0 BB: 0<br>S: 7 P: 9 | R: 0 H: 0<br>E: 0 LOB: 2<br>K: 0 BB: 2<br>S: 5 P: 8 | R: 0 H: 0<br>E: 0 LOB: 0<br>K: 2 BB: 2<br>S: 18 P: 32 | R: 0 H: 0<br>E: 0 LOB: 0<br>K: 2 BB: 0<br>S: 9 P: 11 | R: 0 H: 0<br>E: 0 LOB: 0<br>K: 1 BB: 0<br>S: 7 P: 9 | 1B: 5 SF: 0<br>2B: 0 SAC: 0<br>3B: 0 DP: 0<br>HR: 1 HBP: 1 | | | | | WP: 0 PA: 38<br>PB: 1<br>SB: 1<br>CS: 0 | |

# TOP

## Boston Red Sox @ Tampa Bay Rays

Tropicana Field, St. Petersburg, FL

Sun Jul 27 2014, 1:42 PM - 5:03 PM EDT

Att. 25,221 - Dome - 72 F

livebaseballscorecards.com

| | |
|---|---|
| AB | 33 |
| R | 3 |
| H | 6 |
| RBI | 3 |
| BB | 4 |
| SO | 8 |
| LOB | 12 |

| PITCHER | | IP | WLS | BF | H | R | ER | SO | BB | IBB | HBP | BLK | WP | HR | S | P | ERA | WHIP |
|---|---|---|---|---|---|---|---|---|---|---|---|---|---|---|---|---|---|---|
| 22 Chris Archer, R<br>ERA: 3.37 | (1, 1) | 6.0 | L | 27 | 6 | 3 | 3 | 3 | 2 | 0 | 1 | 0 | 0 | 1 | 68 | 106 | 4.50 | 1.333 |
| 27 Cesár Ramos, L<br>ERA: 4.0 | (7, 1) | 0.2 | | 4 | 0 | 0 | 0 | 1 | 1 | 1 | 0 | 0 | 0 | 0 | 7 | 18 | 0.00 | 1.500 |
| 49 Kirby Yates, R<br>ERA: 2.16 | (7, 1) | 0.1 | | 1 | 0 | 0 | 0 | 1 | 0 | 0 | 0 | 0 | 0 | 0 | 11 | 14 | 0.00 | 0.000 |
| 38 Jeff Beliveau, L<br>ERA: | (8, 1) | 2.0 | | 6 | 0 | 0 | 0 | 3 | 0 | 0 | 0 | 0 | 0 | 0 | 16 | 20 | 0.00 | 0.000 |

| PITCHER | IP | WLS | BF | H | R | ER | SO | BB | IBB | HBP | BLK | WP | HR | S | P | ERA | WHIP |
|---|---|---|---|---|---|---|---|---|---|---|---|---|---|---|---|---|---|

# Boston Red Sox @ Tampa Bay Rays

Tropicana Field, St. Petersburg, FL

Sun Jul 27 2014, 1:42 PM - 5:03 PM EDT

Att. 25,221 - Dome - 72 F

BOTTOM

livebaseballscorecards.com

| Batter | 1 | 2 | 3 | 4 | 5 | 6 | 7 | 8 | 9 | AB | R | H | RBI | BB | SO | LOB |
|---|---|---|---|---|---|---|---|---|---|---|---|---|---|---|---|---|
| 8 Desmond Jennings, R (1, 8)<br>OBP: 0.333, SLG: 0.395 | B FF 91<br>C FF 93<br>B FF 92<br>B FF 92<br>C FF 90<br>C FF 92<br>3-3 ① K | | F FF 92<br>X FF 93<br>0-1 20 S 1-H 2-H 2B | | B SL 84<br>X FF 92<br>1-0 ① G6-3 | | C FF 93<br>B SL 84<br>C SL 83<br>B FF 95<br>F FF 94<br>C FF 95<br>2-3 ② K | | | 4 | 0 | 1 | 2 | 0 | 2 | 1 |
| 18 Ben Zobrist, S (1, 7)<br>OBP: 0.358, SLG: 0.409 | B FF 91<br>B FF 90<br>B FF 90<br>B FF 91<br>4-0 20 CS BB | | B CH 84<br>B FF 93<br>B FF 94<br>F FF 92<br>B CH 83<br>4-1 20 S BB | | F FF 90<br>B FF 92<br>B CH 84<br>X FF 93<br>2-1 20 G3-6-3 1B | | C SL 83<br>X FF 94<br>0-1 ③ G6-3 | | | 2 | 0 | 1 | 0 | 2 | 0 | 1 |
| 20 Matt Joyce, L (1, 10)<br>OBP: 0.361, SLG: 0.428<br>5 Brandon Guyer, R (8, PH)<br>OBP: 0.324, SLG: 0.348<br>(9, 10) | B SI 91<br>C CH 82<br>B SI 93<br>B CH 82<br>C FF 92<br>S SI 91<br>3-3 ② ③ K 1-2 | | T FF 92<br>C SL 85<br>S CH 81<br>0-3 ② K 1-2 2-3 | | B CH 83<br>B FF 93<br>1 SAFE<br>B SI 91<br>X SI 92<br>3-0 ② ③ G3-6-3 1-2f | | | S FF 94<br>X SL 82<br>0-1 ① B2-3 | | 3<br>1 | 0<br>0 | 0<br>0 | 0<br>0 | 0<br>0 | 2<br>0 | 4<br>0 |
| 3 Evan Longoria, R (1, 5)<br>OBP: 0.330, SLG: 0.393 | | F FF 91<br>B FF 93<br>B FF 92<br>B CH 83<br>X FF 93<br>3-1 ① F9 | B SL 83<br>C FF 93<br>S CH 83<br>B FF 95<br>C SL 84<br>2-3 ③ K | | | X FF 92<br>0-0 ① L8 | | S FF 95<br>S FO 88<br>B FF 96<br>C SL 84<br>1-3 ② K | | 4 | 0 | 0 | 0 | 0 | 2 | 2 |
| 21 James Loney, L (1, 3)<br>OBP: 0.341, SLG: 0.375 | | X SI 92<br>0-0 ② F7 | | F FF 92<br>F CH 84<br>B FF 93<br>X CH 84<br>1-2 ① G4-3 | | B SI 88<br>B SL 84<br>C FF 87<br>C SI 86<br>B CU 76<br>X FF 88<br>3-2 1B | | C FO 89<br>B FF 96<br>C FF 96<br>C FF 95<br>1-3 ③ K | | 4 | 0 | 1 | 0 | 0 | 1 | 0 |
| 11 Yunel Escobar, R (1, 6)<br>OBP: 0.328, SLG: 0.338 | | X FF 92<br>0-0 ③ L6 | | B SI 91<br>B SL 84<br>B FF 92<br>C FF 92<br>B CH 83<br>4-1 59 F8 35 WP BB | | C SL 84<br>F SL 84<br>F FF 90<br>X FF 90<br>0-2 ② F8 | | | B FS 80<br>S FF 88<br>B FF 89<br>X FS 80<br>2-1 1B | 3 | 0 | 1 | 0 | 1 | 0 | 1 |
| 35 Cole Figueroa, L (1, 4)<br>OBP: 0.179, SLG: 0.154<br>1 Sean Rodriguez, R (6, PH)<br>OBP: 0.282, SLG: 0.510<br>(7, 4) | | | C FF 90<br>C CH 83<br>X FF 92<br>0-2 ① F9 | B CH 83<br>B FF 92<br>B FF 94<br>B FF 91<br>4-0 1-2 BB | | B SL 83<br>S SL 84<br>B SL 82<br>S SL 84<br>F FF 91<br>X SL 83<br>2-2 ③ P4 | | | B FF 87<br>C FF 86<br>F FF 88<br>D FS 79<br>S FS 80<br>2-3 ① K | 1<br>2 | 0<br>0 | 0<br>0 | 0<br>0 | 1<br>0 | 0<br>1 | 0<br>2 |
| 59 Curt Casali, R (1, 2)<br>OBP: 0.214, SLG: 0.083 | | | B FF 90<br>F FF 93<br>B FF 91<br>F FF 93<br>B CH 83<br>F FF 92<br>B FF 93<br>4-2 39 1B 8 2B BB | C SL 83<br>B FF 92<br>D FF 92<br>B FF 93<br>S FF 92<br>F FF 94<br>X FF 94<br>3-2 ② F8 2-3 | | | B FF 92<br>F FF 91<br>B FF 93<br>C FF 92<br>B FF 92<br>B FF 91<br>4-2 39 SH1-3 BB | | S FF 88<br>1 SAFE<br>S FS 80<br>B FS 80<br>C FS 80<br>1-3 ② K | 2 | 1 | 0 | 0 | 2 | 1 | 3 |
| 39 Kevin Kiermaier, L (1, 9)<br>OBP: 0.363, SLG: 0.548 | | | C SI 92<br>B FF 93<br>X SI 92<br>1-1 8 2B 1-2 1B | B FF 94<br>B FF 94<br>S CH 84<br>X CH 84<br>2-1 ③ G3 | | | X FF 93<br>0-0 ① SH1-3 1-2 | | B FS 81<br>S FF 88<br>F FS 80<br>S FF 88<br>1-3 ③ K | 3 | 1 | 1 | 0 | 0 | 1 | 3 |

| | AB | 29 |
|---|---|---|
| | R | 2 |
| | H | 5 |
| | RBI | 2 |
| | BB | 6 |
| | SO | 10 |
| | LOB | 17 |

| Inning Stats | | | | | | | | | | |
|---|---|---|---|---|---|---|---|---|---|---|
| | R: 0 | H: 0 | R: 0 | H: 0 | R: 2 | H: 2 | R: 0 | H: 0 | R: 0 | H: 1 |
| | E: 0 | LOB: 1 | E: 0 | LOB: 0 | E: 0 | LOB: 2 | K: 0 | LOB: 2 | K: 0 | LOB: 0 |
| | K: 2 | BB: 1 | K: 0 | BB: 0 | K: 2 | BB: 2 | S: 10 | BB: 2 | S: 4 | BB: 0 |
| | S: 6 | P: 16 | S: 4 | P: 7 | S: 17 | P: 28 | | P: 24 | | P: 10 |

| Inning Stats | | | | | | | | | | |
|---|---|---|---|---|---|---|---|---|---|---|
| | R: 0 | H: 1 | R: 0 | H: 0 | R: 0 | H: 0 | R: 0 | H: 1 | 1B: 4 | SF: 0 |
| | E: 0 | LOB: 1 | E: 0 | LOB: 1 | E: 0 | LOB: 1 | K: 3 | LOB: 1 | 2B: 2 | SAC: 1 |
| | K: 0 | BB: 0 | K: 1 | BB: 1 | K: 2 | BB: 0 | S: 11 | BB: 0 | 3B: 0 | DP: 2 |
| | S: 12 | P: 17 | S: 9 | P: 15 | S: 8 | P: 10 | | P: 17 | HR: 0 | HBP: 0 |

| | WP: 1 | PA: 36 |
|---|---|---|
| | PB: 0 | |
| | SB: 2 | |
| | CS: 1 | |

| PITCHER | | IP | WLS | BF | H | R | ER | SO | BB | IBB | HBP | BLK | WP | HR | S | P | ERA | WHIP |
|---|---|---|---|---|---|---|---|---|---|---|---|---|---|---|---|---|---|---|
| 64 Allen Webster, R<br>ERA: 3.38 | (1, 1) | 5.1 | W | 22 | 3 | 2 | 2 | 4 | 5 | 0 | 0 | 0 | 1 | 0 | 42 | 86 | 3.38 | 1.500 |
| 32 Craig Breslow, L<br>ERA: 4.75 | (6, 1) | 0.0 | | 1 | 1 | 0 | 0 | 0 | 0 | 0 | 0 | 0 | 0 | 0 | 3 | 6 | ∞ | ∞ |
| 54 Edward Mujica, R<br>ERA: 5.35 | (6, 1) | 0.2 | H | 2 | 0 | 0 | 0 | 0 | 0 | 0 | 0 | 0 | 0 | 0 | 8 | 10 | 0.00 | 0.000 |
| 30 Andrew Miller, L<br>ERA: 2.45 | (7, 1) | 1.0 | H | 4 | 0 | 0 | 0 | 1 | 1 | 0 | 0 | 0 | 0 | 0 | 9 | 15 | 0.00 | 1.000 |
| 36 Junichi Tazawa, R<br>ERA: 3.07 | (8, 1) | 1.0 | H | 3 | 0 | 0 | 0 | 2 | 0 | 0 | 0 | 0 | 0 | 0 | 8 | 10 | 0.00 | 0.000 |

| PITCHER | | IP | WLS | BF | H | R | ER | SO | BB | IBB | HBP | BLK | WP | HR | S | P | ERA | WHIP |
|---|---|---|---|---|---|---|---|---|---|---|---|---|---|---|---|---|---|---|
| 19 Koji Uehara, R<br>ERA: 1.51 | (9, 1) | 1.0 | S | 4 | 1 | 0 | 0 | 3 | 0 | 0 | 0 | 0 | 0 | 0 | 11 | 17 | 0.00 | 1.000 |

| Batter | 1 | 2 | 3 | 4 | 5 | 6 | 7 | 8 | 9 | AB | R | H | RBI | BB | SO | LOB |
|---|---|---|---|---|---|---|---|---|---|---|---|---|---|---|---|---|
| 27 Carlos Gómez, R (1, 8)<br>OBP: 0.363, SLG: 0.499 | F FS 83<br>X FS 83<br>0-1 ① G5-3 | | B SL 82<br>X FS 82<br>1-0 ② FC5-4 20 S 1-2f | | | F FS 82<br>C FF 90<br>B FF 89<br>X FF 90<br>1-2 ② P6 | | | B SI 96<br>S FF 95<br>C SI 96<br>S SI 97<br>1-3 ① K | 4 | 0 | 0 | 0 | 0 | 1 | 1 |
| 20 Jonathan Lucroy, R (1, 2)<br>OBP: 0.376, SLG: 0.497 | B SI 90<br>B FF 90<br>X FF 90<br>2-0 ② P3 | | 1 SAFE<br>1 SAFE<br>1 SAFE<br>1 SAFE<br>C SL 82<br>B FF 90<br>B FF 90<br>S FS 82<br>X FS 82<br>2-2 ③ G5-3 1-2 | | | B FF 90<br>C FF 89<br>F FF 89<br>B FF 91<br>F FS 83<br>B SL 82<br>F FF 89<br>X SL 83<br>3-2 ③ F7 | | | B SI 96<br>S FF 95<br>C SI 97<br>B SI 98<br>S FF 97<br>2-3 ② K | 4 | 0 | 0 | 0 | 0 | 1 | 1 |
| 8 Ryan Braun, R (1, 9)<br>OBP: 0.343, SLG: 0.516 | C FF 91<br>B FF 90<br>X FF 89<br>1-1 ③ P4 | | | X SL 81<br>0-0 ① L8 | | | C FF 88<br>F FF 88<br>X FF 89<br>0-2 ① F9 | | B SI 97<br>X SI 96<br>1-0 ③ L8 | 4 | 0 | 0 | 0 | 0 | 0 | 0 |
| 16 Aramis Ramirez, R (1, 5)<br>OBP: 0.319, SLG: 0.431 | | F FF 88<br>S FF 89<br>B FS 82<br>S FF 90<br>1-3 ① K | | C SL 81<br>B FF 89<br>B FF 89<br>S FS 83<br>T FF 89<br>2-2 ② K | | | B FS 83<br>F FF 89<br>F FF 89<br>X FS 84<br>1-2 1B | | | 3 | 0 | 1 | 0 | 0 | 2 | 0 |
| Rickie Weeks Jr., R (1, 10)<br>OBP: 0.332, SLG: 0.391 | | C SL 83<br>F FS 83<br>X FS 82<br>0-2 ② L7 | | C SL 82<br>F FC 85<br>B SL 84<br>S FC 84<br>1-3 ③ K | | | X FF 90<br>0-0 ② L9 | | | 3 | 0 | 0 | 0 | 0 | 1 | 1 |
| 18 Khris Davis, R (1, 7)<br>OBP: 0.303, SLG: 0.474 | | C FF 89<br>F FC 89<br>B FS 82<br>B FS 82<br>F FS 82<br>X FF 91<br>2-2 ③ G6-3 | | | B CU 68<br>F FS 81<br>F FS 82<br>B SL 83<br>F FS 82<br>F FC 84<br>B FF 91<br>F FF 89<br>X FF 90<br>3-2 ① F9 | | D FS 82<br>S FS 82<br>X FF 91<br>1-1 ③ F9 | | | 3 | 0 | 0 | 0 | 0 | 0 | 1 |
| 2 Scooter Gennett, L (1, 4)<br>OBP: 0.339, SLG: 0.475 | | | B SI 89<br>S FS 82<br>F SI 90<br>F FF 90<br>F FS 82<br>C FC 86<br>1-3 ① K | | F SI 90<br>C FF 90<br>S FS 83<br>0-3 ② K | | | B CH 79<br>B CH 78<br>S FF 91<br>S FF 93<br>F FF 93<br>S FF 92<br>2-3 ① K | | 3 | 0 | 0 | 0 | 0 | 3 | 0 |
| 7 Mark Reynolds, R (1, 3)<br>OBP: 0.301, SLG: 0.421 | | | B FF 90<br>X FF 89<br>1-0 HR | | B FS 83<br>B SL 83<br>C SL 83<br>X FF 90<br>2-1 ③ L9 | | | B FF 93<br>F CH 81<br>B CH 80<br>F CH 80<br>S FC 94<br>2-3 ② K | | 3 | 1 | 1 | 1 | 0 | 1 | 0 |
| 9 Jean Segura, R (1, 6)<br>OBP: 0.270, SLG: 0.326 | | | F FF 90<br>L FS 83<br>B FF 91<br>X FS 83<br>1-2 27 FC5-4 1B | | | C SL 83<br>X CU 69<br>0-1 ① G6-3 | | C FF 92<br>S FC 93<br>B FC 93<br>S FC 93<br>1-3 ③ K | | 3 | 0 | 1 | 0 | 0 | 1 | 0 |
| Inning Stats | R: 0 E: 0 K: 0 S: 5<br>H: 0 LOB: 0 BB: 0 P: 8 | R: 0 E: 0 K: 1 S: 10<br>H: 0 LOB: 0 BB: 0 P: 13 | R: 1 E: 0 K: 1 S: 13<br>H: 2 LOB: 1 BB: 0 P: 19 | R: 0 E: 0 K: 2 S: 7<br>H: 0 LOB: 0 BB: 0 P: 10 | R: 0 E: 0 K: 1 S: 11<br>H: 0 LOB: 0 BB: 0 P: 16 | R: 0 E: 0 K: 0 S: 10<br>H: 0 LOB: 0 BB: 0 P: 14 | R: 0 E: 0 K: 0 S: 9<br>H: 1 LOB: 1 BB: 0 P: 11 | R: 0 E: 0 K: 3 S: 10<br>H: 0 LOB: 0 BB: 0 P: 15 | R: 0 E: 0 K: 2 S: 7<br>H: 0 LOB: 0 BB: 0 P: 11 | 1B: 2<br>2B: 0<br>3B: 0<br>HR: 1 | SF: 0<br>SAC: 0<br>DP: 0<br>HBP: 0 | | | | | |

| PITCHER | | IP | WLS | BF | H | R | ER | SO | BB | IBB | HBP | BLK | WP | HR | S | P | ERA | WHIP |
|---|---|---|---|---|---|---|---|---|---|---|---|---|---|---|---|---|---|---|
| 23 Jake Odorizzi, R<br>ERA: 3.8 | (1, 1) | 7.0 | W | 24 | 3 | 1 | 1 | 5 | 0 | 0 | 0 | 0 | 0 | 1 | 65 | 91 | 1.29 | 0.429 |
| 26 Brad Boxberger, R<br>ERA: 2.11 | (8, 1) | 1.0 | H | 3 | 0 | 0 | 0 | 3 | 0 | 0 | 0 | 0 | 0 | 0 | 10 | 15 | 0.00 | 0.000 |
| 57 Jake McGee, L<br>ERA: 1.5 | (9, 1) | 1.0 | S | 3 | 0 | 0 | 0 | 2 | 0 | 0 | 0 | 0 | 0 | 0 | 7 | 11 | 0.00 | 0.000 |

| PITCHER | IP | WLS | BF | H | R | ER | SO | BB | IBB | HBP | BLK | WP | HR | S | P | ERA | WHIP |
|---|---|---|---|---|---|---|---|---|---|---|---|---|---|---|---|---|---|

# TOP

## Milwaukee Brewers @ Tampa Bay Rays

Tropicana Field, St. Petersburg, FL

Mon Jul 28 2014, 7:12 PM - 9:46 PM EDT

Att. 12,660 - Dome - 72 F

livebaseballscorecards.com

| | |
|---|---|
| AB | 30 |
| R | 1 |
| H | 3 |
| RBI | 1 |
| BB | 0 |
| SO | 10 |
| LOB | 4 |

WP: 0 PA: 30
PB: 0
SB: 1
CS: 0

# BOTTOM

## Milwaukee Brewers @ Tampa Bay Rays

Tropicana Field, St. Petersburg, FL

Mon Jul 28 2014, 7:12 PM - 9:46 PM EDT

Att. 12,660 - Dome - 72 F

livebaseballscorecards.com

| Batter | 1 | 2 | 3 | 4 | 5 | 6 | 7 | 8 | 9 | AB | R | H | RBI | BB | SO | LOB |
|---|---|---|---|---|---|---|---|---|---|---|---|---|---|---|---|---|
| 8 Desmond Jennings, R (1, 8)<br>OBP: 0.330, SLG: 0.390 | X FF 88<br>0-0 ① G6-3 | | B SL 83<br>B SL 82<br>C SL 81<br>C FF 88<br>F SL 82<br>B FF 89<br>F FF 89<br>X FF 89<br>3-2 ③ G6-3 | | | C CU 75<br>C SL 83<br>B SI 89<br>S SI 89<br>1-3 ② K | B SI 96<br>B SI 96<br>X SI 96<br>2-0 ③ G6-3 | | | 4 | 0 | 0 | 0 | 0 | 1 | 1 |
| 18 Ben Zobrist, S (1, 7)<br>OBP: 0.360, SLG: 0.409 | C SI 87<br>C FF 88<br>F CU 73<br>X FF 88<br>0-2 ② P4 | | | B CU 73<br>C CU 74<br>B SI 88<br>X SI 88<br>2-1 21 S 1B | | C CU 75<br>B FF 89<br>B SI 89<br>B CU 76<br>B SI 87<br>4-1 20 1B 21 1B BB | | B CU 74<br>C SL 83<br>C SI 89<br>B CU 77<br>B SI 88<br>F SL 83<br>X SI 89<br>3-2 ① G3 | | 3 | 1 | 1 | 0 | 1 | 0 | 0 |
| 20 Matt Joyce, L (1, 10)<br>OBP: 0.364, SLG: 0.429<br>1 Sean Rodríguez, R (8, PH)<br>OBP: 0.281, SLG: 0.506<br>(9, 10) | B FF 89<br>S FF 89<br>B SL 83<br>B CH 78<br>B SI 88<br>4-1 BB | | | B CH 77<br>1 SAFE<br>F FF 88<br>F CH 78<br>B SL 83<br>X SL 83<br>2-2 ① F9 | | 1 SAFE<br>S CH 77<br>X SI 88<br>0-1 3 BB 21 1B<br>1-3 1B | | C CU 76<br>C CU 77<br>B SI 90<br>S CU 76<br>1-3 ② K | | 2<br>1 | 1<br>0 | 1<br>0 | 0<br>0 | 1<br>0 | 0<br>1 | 1<br>0 |
| 3 Evan Longoria, R (1, 5)<br>OBP: 0.331, SLG: 0.391 | C SL 83<br>1 SAFE<br>F FF 89<br>S SL 81<br>0-3 ③ K | | | **B SI 88**<br>**1 SAFE**<br>1 SAFE<br>F SL 83<br>1 SAFE<br>B SI 87<br>F SL 83<br>X CH 78<br>2-2 ② F8 | | S FF 87<br>B FF 87<br>D SL 82<br>B SL 82<br>F FF 88<br>B CH 78<br>4-2 21 1B<br>1-2 BB | | C SL 82<br>B SI 90<br>B CU 77<br>B SI 90<br>B SL 84<br>4-1 BB | | 2 | 0 | 0 | 0 | 2 | 1 | 2 |
| 21 James Loney, L (1, 3)<br>OBP: 0.340, SLG: 0.374 | | X SI 88<br>0-0 ① G1-3 | | C CU 74<br>F FF 89<br>B SI 90<br>B SL 84<br>F CH 78<br>S SL 83<br>2-3 ③ K<br>1-2 | | F CU 74<br>X FF 89<br>0-1<br>1-3<br>2-H<br>3-H 1B | | D CU 76<br>1 SAFE<br>F SL 83<br>B SI 90<br>S SI 90<br>X CU 78<br>2-2 ③ G4-3 | | 4 | 0 | 1 | 2 | 0 | 1 | 2 |
| 11 Logan Forsythe, R (1, 4)<br>OBP: 0.291, SLG: 0.342 | | C SI 88<br>B SL 84<br>B SL 83<br>C SL 82<br>C SL 84<br>2-3 ② K | | | B CU 72<br>C SL 82<br>C FF 88<br>B SL 82<br>F SI 89<br>B FF 88<br>F SL 82<br>X SL 82<br>3-2 ① 2B | B SL 84<br>C SL 84<br>B FF 89<br>F SI 89<br>F SL 84<br>F SI 89<br>C SL 82<br>2-3 ③ K | | | | 3 | 0 | 1 | 0 | 0 | 2 | 2 |
| 11 Yunel Escobar, R (1, 6)<br>OBP: 0.328, SLG: 0.338 | | C SL 84<br>X FF 89<br>0-1 ③ F9 | | | C CU 74<br>X SI 88<br>0-1 ② F7 | | F SI 96<br>X SI 97<br>0-1<br>28<br>B1-6-3<br>1B | | | 3 | 0 | 1 | 0 | 0 | 0 | 0 |
| 28 José Molina, R (1, 2)<br>OBP: 0.244, SLG: 0.204 | | | C CU 73<br>X SL 81<br>0-1 ① G6-3 | | X SI 88<br>0-0 ③ G6-3 | | L FF 95<br>X SI 96<br>0-1 ①<br>② B1-6-3<br>1-2f | | | 3 | 0 | 0 | 0 | 0 | 0 | 1 |
| 39 Kevin Kiermaier, L (1, 9)<br>OBP: 0.362, SLG: 0.544 | | | C SI 89<br>F CH 78<br>B SL 83<br>T SL 83<br>1-2 ② K | | | B FF 87<br>B SI 87<br>F SI 88<br>B SL 83<br>X SI 87<br>3-1 ① F7 | B SI 97<br>F SI 97<br>F FF 97<br>B KC 80<br>X SI 97<br>2-2 1B | | | 3 | 0 | 1 | 0 | 0 | 1 | 0 |
| Inning Stats | R: 0 H: 0<br>E: 0 LOB: 1<br>K: 1 BB: 1<br>S: 9 P: 13 | R: 0 H: 0<br>E: 0 LOB: 0<br>K: 1 BB: 0<br>S: 6 P: 8 | R: 0 H: 0<br>E: 0 LOB: 0<br>K: 1 BB: 0<br>S: 10 P: 14 | R: 0 H: 1<br>E: 0 LOB: 1<br>K: 1 BB: 0<br>S: 12 P: 20 | R: 0 H: 1<br>E: 0 LOB: 0<br>K: 0 BB: 0<br>S: 8 P: 11 | R: 2 H: 2<br>E: 0 LOB: 2<br>K: 2 BB: 2<br>S: 17 P: 31 | R: 0 H: 2<br>E: 0 LOB: 1<br>K: 0 BB: 0<br>S: 8 P: 12 | R: 0 H: 0<br>E: 0 LOB: 1<br>K: 1 BB: 1<br>S: 11 P: 21 | | 1B: 5 SF: 0<br>2B: 1 SAC: 0<br>3B: 0 DP: 1<br>HR: 0 HBP: 0 | | | | | | |

| | |
|---|---|
| AB | 28 |
| R | 2 |
| H | 6 |
| RBI | 2 |
| BB | 4 |
| SO | 7 |
| LOB | 9 |

WP: 0 PA: 32
PB: 0
SB: 1
CS: 0

| PITCHER | | IP | WLS | BF | H | R | ER | SO | BB | IBB | HBP | BLK | WP | HR | S | P | ERA | WHIP |
|---|---|---|---|---|---|---|---|---|---|---|---|---|---|---|---|---|---|---|
| 26 Kyle Lohse, R<br>ERA: 3.07 | (1, 1) | 6.0 | L | 24 | 4 | 2 | 2 | 6 | 3 | 0 | 0 | 0 | 0 | 0 | 62 | 97 | 3.00 | 1.167 |
| 21 Jeremy Jeffress, R<br>ERA: 6.35 | (7, 1) | 1.0 | | 4 | 2 | 0 | 0 | 0 | 0 | 0 | 0 | 0 | 0 | 0 | 8 | 12 | 0.00 | 2.000 |
| 59 Zach Duke, L<br>ERA: 1.05 | (8, 1) | 1.0 | | 4 | 0 | 0 | 0 | 1 | 1 | 0 | 0 | 0 | 0 | 0 | 11 | 21 | 0.00 | 1.000 |

| PITCHER | IP | WLS | BF | H | R | ER | SO | BB | IBB | HBP | BLK | WP | HR | S | P | ERA | WHIP |
|---|---|---|---|---|---|---|---|---|---|---|---|---|---|---|---|---|---|

# Milwaukee Brewers @ Tampa Bay Rays

Tropicana Field, St. Petersburg, FL

Tue Jul 29 2014, 7:12 PM - 10:07 PM EDT

Att. 16,249 - Dome - 72 F

livebaseballscorecards.com

TOP

| Batter | 1 | 2 | 3 | 4 | 5 | 6 | 7 | 8 | 9 | AB | R | H | RBI | BB | SO | LOB |
|---|---|---|---|---|---|---|---|---|---|---|---|---|---|---|---|---|
| 27 Carlos Gómez, R (1, 10)<br>OBP: 0.359, SLG: 0.494 | S CH 85<br>M CH 85<br>B FF 91<br>S CH 86<br>1-3 ① K | | | F KC 78<br>B CH 86<br>S CH 86<br>S CH 85<br>1-3 ① K | | B FF 91<br>F CH 86<br>S CH 87<br>C SI 92<br>1-3 ② K | | | B FF 91<br>C FF 91<br>F CU 82<br>S FF 92<br>1-3 ① K | 4 | 0 | 0 | 0 | 0 | 4 | 0 |
| 20 Jonathan Lucroy, R (1, 2)<br>OBP: 0.375, SLG: 0.495 | C KC 80<br>X FF 91<br>0-1 ② G6-3 | | | C FF 91<br>B CH 87<br>X FF 91<br>1-1 8 G6-4-3 1B | | B KC 82<br>C FF 90<br>B CH 86<br>F CH 85<br>S CH 87<br>2-3 ③ K | | | B FF 91<br>F FF 92<br>C CU 82<br>B SL 86<br>C FF 92<br>2-3 ② K | 4 | 0 | 1 | 0 | 0 | 2 | 0 |
| 8 Ryan Braun, R (1, 9)<br>OBP: 0.342, SLG: 0.512 | C FF 91<br>B CH 87<br>S CH 86<br>F FF 92<br>S CH 86<br>1-3 ③ K | | | X FF 90<br>0-0 ② ③ G6-4-3<br>1-2f | | | B CH 88<br>B CH 88<br>C FF 89<br>B CH 86<br>B FF 89<br>4-1 16 K BB | | F FC 91<br>S FF 92<br>B FF 92<br>F FF 92<br>B SL 84<br>X FF 92<br>2-2 ③ G6-3 | 3 | 0 | 0 | 0 | 1 | 1 | 1 |
| 16 Aramis Ramirez, R (1, 5)<br>OBP: 0.319, SLG: 0.430 | | B FF 90<br>X CH 89<br>1-0 ① G5-3 | | | C KC 79<br>S CH 84<br>B FF 90<br>F CH 85<br>X FF 90<br>1-2 7 SH5-3 18 BB 2 SF8 1B | | F CH 86<br>1 SAFE<br>C CH 86<br>1 SAFE<br>F CH 87<br>S FF 91<br>0-3 ① ② K<br>1-2 | | | 3 | 1 | 1 | 0 | 0 | 1 | 1 |
| 18 Khris Davis, R (1, 7)<br>OBP: 0.303, SLG: 0.471 | | B KC 79<br>X FF 90<br>1-0 ② G6-3 | | | B FF 91<br>D CH 85<br>F FF 89<br>F CH 86<br>D CH 85<br>D CH 85<br>4-2 7 SH5-3<br>1-2 BB | | B KC 81<br>C FF 90<br>B KC 82<br>S CH 86<br>B FF 90<br>S CH 87<br>3-3 ③ K | | | 2 | 0 | 0 | 0 | 1 | 1 | 0 |
| 7 Mark Reynolds, R (1, 3)<br>OBP: 0.299, SLG: 0.418 | | C FF 90<br>F CH 86<br>B CH 86<br>S CH 86<br>1-3 ③ K | | | X FF 90<br>0-0 ① SH5-3<br>1-2<br>2-3 | | | X FF 90<br>0-0 ① F9 | | 2 | 0 | 0 | 0 | 0 | 1 | 0 |
| 2 Scooter Gennett, L (1, 4)<br>OBP: 0.339, SLG: 0.475 | | | F KC 78<br>S CH 85<br>X FF 90<br>0-2 ① G4-3 | | D CH 86<br>X FF 91<br>1-0 ② SF8<br>3-H | | | S KC 81<br>B KC 80<br>X CH 86<br>1-1 1B | | 2 | 0 | 1 | 1 | 0 | 0 | 0 |
| 9 Jean Segura, R (1, 6)<br>OBP: 0.288, SLG: 0.324 | | | B FF 90<br>B FF 91<br>X FF 91<br>2-0 ② G6-3 | | D KC 80<br>C FF 91<br>D CH 87<br>F CH 86<br>X FF 90<br>2-2 ③ P3 | | | **B FF 90**<br>**C FF 91**<br>1 SAFE<br>1 SAFE<br>F CH 86<br>F CH 86<br>S FF 92<br>1-3 ② K | | 3 | 0 | 0 | 0 | 0 | 1 | 2 |
| 1 Logan Schafer, L (1, 8)<br>OBP: 0.267, SLG: 0.288 | | | B KC 80<br>B FF 91<br>F FF 90<br>F CH 85<br>S CH 86<br>2-3 ③ K | | | C KC 81<br>L CH 86<br>F FF 91<br>F KC 82<br>B CH 87<br>F CH 87<br>S CH 86<br>1-3 ① K | | 1 SAFE<br>B FF 90<br>F CH 86<br>F KC 81<br>S KC 80<br>1-3 ③ K2-3 | | 3 | 0 | 0 | 0 | 0 | 3 | 1 |
| Inning Stats | R: 0<br>E: 0<br>K: 2<br>S: 9<br>H: 0<br>LOB: 0<br>BB: 0<br>P: 11 | R: 0<br>E: 0<br>K: 1<br>S: 5<br>H: 0<br>LOB: 0<br>BB: 0<br>P: 8 | R: 0<br>E: 0<br>K: 1<br>S: 7<br>H: 0<br>LOB: 0<br>BB: 0<br>P: 11 | R: 0<br>E: 0<br>K: 1<br>S: 6<br>H: 1<br>LOB: 0<br>BB: 0<br>P: 8 | R: 1<br>E: 0<br>K: 0<br>S: 11<br>H: 1<br>LOB: 1<br>BB: 1<br>P: 19 | R: 0<br>E: 0<br>K: 3<br>S: 12<br>H: 0<br>LOB: 0<br>BB: 0<br>P: 16 | R: 0<br>E: 0<br>K: 2<br>S: 8<br>H: 0<br>LOB: 0<br>BB: 1<br>P: 15 | R: 0<br>E: 0<br>K: 2<br>S: 10<br>H: 1<br>LOB: 1<br>BB: 0<br>P: 13 | R: 0<br>E: 0<br>K: 2<br>S: 10<br>H: 0<br>LOB: 0<br>BB: 0<br>P: 15 | 1B: 3<br>2B: 0<br>3B: 0<br>HR: 0<br>SF: 1<br>SAC: 1<br>DP: 1<br>HBP: 0 | | | | | | |

| | AB | 26 |
|---|---|---|
| | R | 1 |
| | H | 3 |
| | RBI | 1 |
| | BB | 2 |
| | SO | 14 |
| | LOB | 5 |

WP: 0 PA: 30
PB: 0
SB: 0
CS: 0

| PITCHER | | IP | WLS | BF | H | R | ER | SO | BB | IBB | HBP | BLK | WP | HR | S | P | ERA | WHIP |
|---|---|---|---|---|---|---|---|---|---|---|---|---|---|---|---|---|---|---|
| 53 Alex Cobb, R<br>ERA: 3.54 | (1, 1) | 8.0 | W | 27 | 3 | 1 | 1 | 12 | 2 | 0 | 0 | 0 | 0 | 0 | 68 | 101 | 1.12 | 0.625 |
| 50 Grant Balfour, R<br>ERA: 5.03 | (9, 1) | 1.0 | | 3 | 0 | 0 | 0 | 2 | 0 | 0 | 0 | 0 | 0 | 0 | 10 | 15 | 0.00 | 0.000 |

| PITCHER | IP | WLS | BF | H | R | ER | SO | BB | IBB | HBP | BLK | WP | HR | S | P | ERA | WHIP |
|---|---|---|---|---|---|---|---|---|---|---|---|---|---|---|---|---|---|

# BOTTOM

## Milwaukee Brewers @ Tampa Bay Rays

Tropicana Field, St. Petersburg, FL

Tue Jul 29 2014, 7:12 PM - 10:07 PM EDT

Att. 16,249 - Dome - 72 F

livebaseballscorecards.com

| Batter | 1 | 2 | 3 | 4 | 5 | 6 | 7 | 8 | 9 | AB | R | H | RBI | BB | SO | LOB |
|---|---|---|---|---|---|---|---|---|---|---|---|---|---|---|---|---|
| 8 Desmond Jennings, R (1, 8)<br>OBP: 0.328, SLG: 0.387 | S FF 91<br>X FF 93<br>0-1 ① B1-3 | | D SL 85<br>B SL 84<br>X FF 92<br>2-0 ②③ F8-6-3<br>1-1 | | | B SL 84<br>F FF 93<br>F FF 93<br>B SL 86<br>X FF 94<br>2-2 ② G4-3 | | B CU 77<br>X FF 94<br>1-0 ① SH3-4<br>1-2 | | 3 | 0 | 0 | 0 | 0 | 0 | 1 |
| 18 Ben Zobrist, S (1, 4) (9, 6)<br>OBP: 0.361, SLG: 0.421 | B FF 92<br>C FF 91<br>C FF 93<br>X FF 94<br>1-2 ② F7 | | | B CU 71<br>C CU 72<br>B FF 93<br>C FF 92<br>X SL 84<br>2-2 ① F9 | | C CU 74<br>X FF 94<br>0-1 HR | | B CU 76<br>B SL 82<br>C FF 93<br>F SL 82<br>F FF 96<br>B FF 96<br>X SL 84<br>3-2 11 2B<br>2-H 2B | | 4 | 2 | 2 | 2 | 0 | 0 | 0 |
| 20 Matt Joyce, L (1, 10)<br>OBP: 0.363, SLG: 0.428<br>11 Logan Forsythe, R (8, PH)<br>OBP: 0.294, SLG: 0.350 (9, 10) | C FF 92<br>C FF 93<br>B SL 85<br>X FF 93<br>1-2 ③ G3 | | | F FF 92<br>F FF 93<br>B FF 93<br>S CU 76<br>1-3 ② K | | S FF 94<br>F FF 93<br>B FF 93<br>B SL 85<br>F FF 93<br>B CU 76<br>X FF 93<br>3-2 3 BB 1B | | D CU 78<br>X FF 93<br>1-0 21 BB 5 1B<br>2-H 2B | | 3<br>1 | 0<br>1 | 1<br>1 | 0<br>1 | 0<br>0 | 1<br>0 | 0<br>0 |
| 3 Evan Longoria, R (1, 5)<br>OBP: 0.333, SLG: 0.389 | | C FF 93<br>F FF 92<br>F FF 93<br>B SL 85<br>B SL 86<br>X FF 93<br>2-2 ① P3 | | F FF 93<br>C CU 76<br>X FF 93<br>0-2 ③ L7 | | B FF 93<br>B FF 92<br>B SL 85<br>B CU 74<br>4-0<br>1-2 BB | | I IN 74<br>I IN 71<br>I IN 72<br>I IN 73<br>4-0 5 1B 21 BB 35 SF7-5 IBB | | 2 | 1 | 0 | 0 | 2 | 0 | 0 |
| 21 James Loney, L (1, 3)<br>OBP: 0.339, SLG: 0.371 | | X FF 92<br>0-0 ② G3 | | | B FF 92<br>B FF 92<br>C FF 94<br>C FF 93<br>X FF 94<br>2-2 ① G3 | C FF 93<br>B FF 92<br>F FF 92<br>X SL 84<br>1-2 ③ P5 | | B FF 94<br>F FF 93<br>D SL 80<br>D SL 82<br>B FF 94<br>4-1 35 SF7-5 5 1B<br>1-2<br>2-3 BB | | 3 | 0 | 0 | 0 | 1 | 0 | 2 |
| 5 Brandon Guyer, R (1, 7)<br>OBP: 0.333, SLG: 0.361 | | C FF 94<br>X FF 93<br>0-1 ② 2B | | | B SL 85<br>S FF 92<br>X FF 93<br>1-1 ② F9 | | C FF 92<br>M SL 84<br>B SL 84<br>B FF 94<br>B SL 84<br>F FF 94<br>F FF 94<br>F FF 94<br>B SL 85<br>4-2 11 FC5-4 BB | D CH 77<br>C CH 76<br>C FF 88<br>X CH 78<br>1-2 35 SF7-5<br>1-2<br>2-3<br>3-H 1B | | 3 | 0 | 2 | 1 | 1 | 0 | 0 |
| 11 Yunel Escobar, R (1, 6)<br>OBP: 0.328, SLG: 0.341<br>35 Cole Figueroa, L (8, PH)<br>OBP: 0.172, SLG: 0.154 (9, 4) | | C SL 85<br>B FF 93<br>X FF 92<br>1-1 ③ L9 | | | X FF 93<br>0-0 2B | D CU 75<br>B SL 81<br>B FF 92<br>C FF 92<br>M FF 92<br>X FF 92<br>3-2 ① FC5-4 59 G5-4-3<br>1-2f | | C FF 89<br>S CH 76<br>B CH 75<br>X FF 89<br>1-2 ②③ SF7-5<br>1-2<br>2-3<br>3-H | | 3<br>0 | 0<br>0 | 1<br>0 | 0<br>1 | 0<br>0 | 0<br>0 | 2<br>0 |
| 59 Curt Casali, R (1, 2)<br>OBP: 0.235, SLG: 0.133 | | | X FF 93<br>0-0 39 FC6 1B | | C CU 74<br>B SL 84<br>X SL 84<br>1-1 ③ P4 | | T FF 93<br>F FF 93<br>D SL 85<br>X FF 93<br>1-2 ②③ G5-4-3<br>1-2f | | | 3 | 0 | 1 | 0 | 0 | 0 | 2 |
| 39 Kevin Kiermaier, L (1, 9)<br>OBP: 0.359, SLG: 0.538<br>1 Sean Rodríguez, R (8, PH)<br>OBP: 0.285, SLG: 0.506 (9, 9) | | | B FF 92<br>D CU 74<br>B FF 92<br>C FF 93<br>X FF 93<br>3-1 ① FC6 8 F8-6-3<br>1-2f | | | C FF 93<br>B FF 94<br>B CU 75<br>F FF 93<br>S SL 84<br>2-3 ① K | | C CU 76<br>B SL 80<br>C FF 95<br>B SL 82<br>B FF 94<br>B FF 94<br>4-2 18 WP 8 SH3-4 18 2B BB | | 2<br>0 | 0<br>1 | 0<br>0 | 0<br>0 | 0<br>1 | 1<br>0 | 1<br>0 |
| Inning Stats | R: 0<br>E: 0<br>K: 0<br>S: 8<br>H: 0<br>LOB: 0<br>BB: 0<br>P: 10 | R: 0<br>E: 0<br>K: 0<br>S: 9<br>H: 1<br>LOB: 1<br>BB: 0<br>P: 12 | R: 0<br>E: 0<br>K: 0<br>S: 4<br>H: 1<br>LOB: 0<br>BB: 0<br>P: 9 | R: 0<br>E: 0<br>K: 1<br>S: 9<br>H: 0<br>LOB: 0<br>BB: 0<br>P: 12 | R: 0<br>E: 0<br>K: 0<br>S: 8<br>H: 1<br>LOB: 1<br>BB: 0<br>P: 12 | R: 1<br>E: 0<br>K: 1<br>S: 15<br>H: 2<br>LOB: 2<br>BB: 1<br>P: 27 | R: 0<br>E: 0<br>K: 0<br>S: 11<br>H: 0<br>LOB: 0<br>BB: 1<br>P: 19 | R: 4<br>E: 0<br>K: 0<br>S: 15<br>H: 3<br>LOB: 1<br>BB: 3<br>P: 34 | | 1B: 3<br>2B: 6<br>3B: 0<br>HR: 1<br>SF: 1<br>SAC: 1<br>DP: 3<br>HBP: 0 | | | | WP: 1<br>PB: 0<br>SB: 0<br>CS: 0<br>PA: 34 | | |

| | AB | 27 |
|---|---|---|
| | R | 5 |
| | H | 8 |
| | RBI | 5 |
| | BB | 5 |
| | SO | 2 |
| | LOB | 8 |

| PITCHER | | IP | WLS | BF | H | R | ER | SO | BB | IBB | HBP | BLK | WP | HR | S | P | ERA | WHIP |
|---|---|---|---|---|---|---|---|---|---|---|---|---|---|---|---|---|---|---|
| 22 Matt Garza, R<br>ERA: 3.74 | (1, 1) | 7.0 | | 26 | 5 | 1 | 1 | 2 | 2 | 0 | 0 | 0 | 0 | 1 | 64 | 101 | 1.29 | 1.000 |
| 13 Will Smith, L<br>ERA: 3.72 | (8, 1) | 0.1 | L | 6 | 2 | 4 | 4 | 0 | 2 | 1 | 0 | 0 | 1 | 0 | 9 | 26 | 108.00 | 12.000 |
| 41 Marco Estrada, R<br>ERA: 4.92 | (8, 1) | 0.2 | | 2 | 1 | 0 | 0 | 0 | 0 | 0 | 0 | 0 | 0 | 0 | 6 | 8 | 0.00 | 1.500 |

| PITCHER | IP | WLS | BF | H | R | ER | SO | BB | IBB | HBP | BLK | WP | HR | S | P | ERA | WHIP |
|---|---|---|---|---|---|---|---|---|---|---|---|---|---|---|---|---|---|

| Batter | 1 | 2 | 3 | 4 | 5 | 6 | 7 | 8 | 9 | AB | R | H | RBI | BB | SO | LOB |
|---|---|---|---|---|---|---|---|---|---|---|---|---|---|---|---|---|
| 27 Carlos Gómez, R (1, 8)<br>OBP: 0.355, SLG: 0.488 | S CH 85<br>F KC 79<br>C SI 93<br>0-3<br>K | C SI 94<br>S FF 94<br>F SI 95<br>B CH 86<br>F SI 95<br>F FC 90<br>F SI 94<br>X CH 86<br>1-2<br>FC6-4<br>1-2f | | X CH 85<br>0-0<br>F9 | | | X KC 80<br>0-0<br>F8 | | B FF 89<br>C FF 88<br>F CU 76<br>T FS 80<br>1-2<br>K | 5 | 0 | 0 | 0 | 0 | 2 | 3 |
| 20 Jonathan Lucroy, R (1, 3)<br>OBP: 0.374, SLG: 0.492<br>24 Lyle Overbay, L (7, 3)<br>OBP: 0.313, SLG: 0.337 | C FF 92<br>F FF 94<br>X FC 90<br>0-2<br>L9 | | C SI 92<br>F SI 93<br>B FC 88<br>X CH 86<br>1-2<br>8<br>E<br>16<br>1B<br>1B | | C KC 82<br>S FC 87<br>F FC 86<br>X SI 93<br>0-2<br>F8 | | F SI 93<br>B SI 93<br>B KC 79<br>F KC 80<br>B SI 93<br>X CH 86<br>3-2<br>G6-3 | | F CU 76<br>B FF 88<br>S FS 81<br>F FF 89<br>X FS 80<br>1-2<br>G3-1 | 4<br>1 | 1<br>0 | 1<br>0 | 0<br>0 | 0<br>0 | 0<br>0 | 0<br>0 |
| 8 Ryan Braun, R (1, 9)<br>OBP: 0.338, SLG: 0.504 | S CH 86<br>C SI 93<br>X SI 94<br>0-2<br>G3 | | X SI 94<br>0-0<br>FC6<br>CS<br>16<br>1B<br>1-2 | | C SI 93<br>B SI 94<br>X SI 94<br>1-1<br>L9 | | S FF 94<br>S FF 94<br>F SI 94<br>B FF 94<br>X SI 94<br>1-2<br>G4-3 | | B FF 89<br>B CU 77<br>X FF 89<br>2-0<br>F8 | 5 | 0 | 0 | 0 | 0 | 0 | 1 |
| 16 Aramis Ramirez, R (1, 10)<br>OBP: 0.321, SLG: 0.430 | | X SI 92<br>0-0<br>7<br>BB<br>BB<br>12<br>1B<br>1B | C FF 94<br>S SI 94<br>X FF 94<br>0-2<br>CS<br>1-2<br>2-H<br>1B | | S CH 86<br>B SI 93<br>F SI 94<br>F SI 94<br>F CH 87<br>C SI 90<br>1-3<br>K | | | C FF 92<br>B FF 92<br>B FF 92<br>X SL 84<br>2-1<br>G5-3 | | 4 | 1 | 2 | 1 | 0 | 1 | 0 |
| Rickie Weeks Jr., R (1, 4)<br>OBP: 0.330, SLG: 0.384 | | C CH 84<br>S CH 84<br>B SI 93<br>B SI 94<br>B SI 94<br>B CH 86<br>4-2<br>7<br>BB<br>12<br>1B<br>1-2<br>BB | C KC 80<br>B SI 93<br>B CH 85<br>F KC 80<br>F SI 94<br>B SI 93<br>S FF 94<br>3-3<br>K<br>1-2<br>2-3 | | | B CH 84<br>B KC 79<br>X KC 80<br>1-1<br>L8 | | B FF 92<br>C SL 82<br>S SL 85<br>S SL 82<br>1-3<br>K | 3 | 1 | 0 | 0 | 1 | 2 | 2 |
| 18 Khris Davis, R (1, 7)<br>OBP: 0.305, SLG: 0.477 | | C CH 86<br>C SI 93<br>B SI 93<br>F FC 89<br>B CH 86<br>C SI 94<br>2-3<br>K | C SI 94<br>S SI 93<br>S FC 89<br>0-3<br>K | | | C CH 86<br>C SI 94<br>B SI 94<br>X FC 87<br>1-2<br>7<br>FC6-5<br>2B | | X SL 85<br>0-0<br>12<br>1B<br>2B | 4 | 1 | 2 | 0 | 0 | 2 | 3 |
| 7 Mark Reynolds, R (1, 5)<br>OBP: 0.305, SLG: 0.422 | | B CH 86<br>S CH 85<br>D CH 84<br>B SI 94<br>S CH 86<br>B SI 95<br>4-2<br>12<br>1B<br>1-2<br>2-3<br>BB | B SI 92<br>B SI 92<br>B SI 92<br>X SI 93<br>3-0<br>2B | | | F SI 94<br>B FF 93<br>F SI 93<br>B SI 94<br>F CH 86<br>X FC 88<br>2-2<br>FC6-5<br>12<br>2B<br>2-3 | | F SL 84<br>B FF 93<br>B FF 92<br>C SL 83<br>B FF 93<br>D FF 92<br>4-2<br>12<br>1B<br>BB | 2 | 1 | 1 | 0 | 2 | 0 | 1 |
| 12 Martín Maldonado, R (1, 2)<br>OBP: 0.357, SLG: 0.405 | | B SI 95<br>X CH 87<br>1-0<br>27<br>FC6-4<br>1-2<br>2-H<br>3-H<br>1B | F SI 92<br>X SI 93<br>0-1<br>B5 | | | C KC 79<br>S FF 93<br>F FC 88<br>F SI 94<br>B SI 94<br>X SI 94<br>1-2<br>1-H<br>2B | | C SL 84<br>B FF 92<br>X SL 84<br>1-1<br>1-2<br>2-H<br>1B | 4 | 0 | 3 | 4 | 0 | 0 | 1 |
| 9 Jean Segura, R (1, 6)<br>OBP: 0.265, SLG: 0.320 | | S SI 95<br>X KC 80<br>0-1<br>F9 | C KC 80<br>F SI 93<br>C SI 94<br>0-3<br>K | | | X KC 79<br>0-0<br>G6-3 | | B FF 92<br>F FF 92<br>B FF 92<br>F SL 84<br>B FF 92<br>S SL 82<br>3-3<br>K | 4 | 0 | 0 | 0 | 0 | 2 | 6 |
| Inning Stats | R: 0<br>E: 0<br>K: 1<br>S: 9<br>H: 0<br>LOB: 0<br>BB: 0<br>P: 9 | R: 2<br>E: 0<br>K: 1<br>S: 19<br>H: 2<br>LOB: 2<br>BB: 2<br>P: 31 | R: 1<br>E: 1<br>K: 2<br>S: 14<br>H: 2<br>LOB: 1<br>BB: 0<br>P: 18 | R: 0<br>E: 0<br>K: 1<br>S: 7<br>H: 1<br>LOB: 1<br>BB: 0<br>P: 10 | R: 0<br>E: 0<br>K: 1<br>S: 11<br>H: 0<br>LOB: 0<br>BB: 0<br>P: 13 | R: 1<br>E: 0<br>K: 0<br>S: 15<br>H: 2<br>LOB: 1<br>BB: 0<br>P: 20 | R: 0<br>E: 0<br>K: 0<br>S: 8<br>H: 0<br>LOB: 0<br>BB: 0<br>P: 12 | R: 1<br>E: 0<br>K: 2<br>S: 13<br>H: 2<br>LOB: 2<br>BB: 1<br>P: 24 | R: 0<br>E: 0<br>K: 1<br>S: 8<br>H: 0<br>LOB: 0<br>BB: 0<br>P: 12 | 1B: 5<br>2B: 5<br>3B: 0<br>HR: 0<br>SF: 0<br>SAC: 0<br>DP: 1<br>HBP: 0 | | | | | | |

| PITCHER | IP | WLS | BF | H | R | ER | SO | BB | IBB | HBP | BLK | WP | HR | S | P | ERA | WHIP |
|---|---|---|---|---|---|---|---|---|---|---|---|---|---|---|---|---|---|
| David Price, L (1, 1)<br>ERA: 3.11 | 7.0 | L | 30 | 7 | 4 | 3 | 6 | 2 | 0 | 0 | 0 | 0 | 0 | 83 | 113 | 3.86 | 1.286 |
| 49 Kirby Yates, R (8, 1)<br>ERA: 2.55 | 1.0 | | 6 | 2 | 1 | 1 | 2 | 1 | 0 | 0 | 0 | 0 | 0 | 13 | 24 | 9.00 | 3.000 |
| 62 Joel Peralta, R (9, 1)<br>ERA: 4.05 | 1.0 | | 3 | 0 | 0 | 0 | 1 | 0 | 0 | 0 | 0 | 0 | 0 | 8 | 12 | 0.00 | 0.000 |

| PITCHER | IP | WLS | BF | H | R | ER | SO | BB | IBB | HBP | BLK | WP | HR | S | P | ERA | WHIP |
|---|---|---|---|---|---|---|---|---|---|---|---|---|---|---|---|---|---|

TOP

# Milwaukee Brewers @ Tampa Bay Rays

Tropicana Field, St. Petersburg, FL

Wed Jul 30 2014, 12:11 PM - 3:25 PM EDT

Att. 24,809 - Dome - 72 F

livebaseballscorecards.com

| | |
|---|---|
| AB | 36 |
| R | 5 |
| H | 9 |
| RBI | 5 |
| BB | 3 |
| SO | 9 |
| LOB | 17 |

# Milwaukee Brewers @ Tampa Bay Rays

Tropicana Field, St. Petersburg, FL

Wed Jul 30 2014, 12:11 PM - 3:25 PM EDT

Att. 24,809 - Dome - 72 F

livebaseballscorecards.com

## BOTTOM

| Batter | 1 | 2 | 3 | 4 | 5 | 6 | 7 | 8 | 9 | AB | R | H | RBI | BB | SO | LOB |
|---|---|---|---|---|---|---|---|---|---|---|---|---|---|---|---|---|
| 8 Desmond Jennings, R (1, 8)<br>OBP: 0.327, SLG: 0.386 | C FF 89<br>C SL 87<br>B SL 86<br>B CU 78<br>X FF 90<br>2-2<br>20 F8 18 1B 1B | C SL 88<br>F SL 88<br>F FF 91<br>F CU 80<br>X CU 79<br>0-2 ②<br>G6-3<br>1-3 | C CU 78<br>B SL 89<br>C FF 91<br>B CU 80<br>X SI 92<br>2-2 ②<br>G4-3 | C SI 96<br>X SI 96<br>0-1 ③<br>G5-3 | | | | | | 4 | 0 | 1 | 0 | 0 | 0 | 1 |
| 18 Ben Zobrist, S (1, 10)<br>OBP: 0.360, SLG: 0.419 | B CU 76<br>B FF 90<br>C FF 90<br>1 SAFE<br>1 SAFE<br>C FF 90<br>X SL 88<br>2-2<br>3 G6-4-3 1B<br>1-2 | B CU 78<br>C CU 79<br>B FF 92<br>D FF 92<br>C FF 92<br>C FF 93<br>3-3 ③<br>K | B CU 80<br>B FF 91<br>B FF 92<br>C FF 91<br>C FF 91<br>C FF 92<br>3-3 ③<br>K | C SI 96<br>S SI 95<br>F SI 98<br>B FF 96<br>B SI 97<br>X FF 96<br>2-2 ①<br>F7 | | | | | | 4 | 0 | 1 | 0 | 0 | 2 | 1 |
| 20 Matt Joyce, L (1, 7)<br>OBP: 0.362, SLG: 0.425 | X FF 92<br>0-0 ①<br>F8<br>2-3 | C CU 77<br>B SL 90<br>S SL 87<br>B CU 79<br>B FF 92<br>F SI 92<br>X FF 92<br>3-2 ①<br>G3-1 | C SL 86<br>B SI 90<br>S SI 90<br>B SL 87<br>S SI 91<br>2-3 ①<br>K | F SI 96<br>X FF 95<br>0-1<br>3 1B 3 WP 1B | | | | | | 4 | 0 | 1 | 0 | 0 | 1 | 2 |
| 3 Evan Longoria, R (1, 5)<br>OBP: 0.332, SLG: 0.387 | X SL 87<br>0-0 ② ③<br>G6-4-3<br>1-2f | C SI 91<br>B SL 88<br>B SL 88<br>X FF 92<br>2-1 ②<br>F8 | B FF 91<br>B SL 90<br>F SI 91<br>X FF 91<br>2-1 ②<br>P6 | B SI 96<br>D SI 94<br>X SI 96<br>2-0<br>11 DI 1B<br>1-3 | | | | | | 4 | 0 | 1 | 0 | 0 | 0 | 2 |
| 21 James Loney, L (1, 3)<br>OBP: 0.339, SLG: 0.370 | | C FF 90<br>X FF 89<br>0-1 ①<br>G4-3 | C CU 78<br>F FF 91<br>X SL 89<br>0-2 ③<br>F7 | B SL 87<br>X FF 91<br>1-0<br>11 FC5 11 1B 1B | | | | S CH 82<br>B CH 84<br>S CU 74<br>F CU 77<br>C SI 89<br>1-3 ②<br>K | | 4 | 0 | 1 | 0 | 0 | 1 | 2 |
| 11 Logan Forsythe, R (1, 4)<br>OBP: 0.298, SLG: 0.350 | | C FF 90<br>B FF 89<br>B SL 87<br>X SI 91<br>2-1 ②<br>G6-3 | C FF 90<br>B CU 78<br>T SL 86<br>S FF 91<br>1-3 ①<br>K | S SL 87<br>F SL 87<br>X FF 92<br>0-2<br>11 FC5<br>1-2 1B | | | | B CU 75<br>B SI 89<br>C SI 89<br>B SI 88<br>B SI 90<br>4-1<br>1-2 BB | | 3 | 0 | 1 | 0 | 1 | 1 | 0 |
| 11 Yunel Escobar, R (1, 6)<br>OBP: 0.325, SLG: 0.337 | | C FF 91<br>B CU 79<br>B FF 92<br>B FF 92<br>X FF 92<br>3-1 ③<br>G5-3 | B SL 88<br>C FF 91<br>B FF 92<br>B FF 92<br>C FF 92<br>C FF 92<br>3-3 ②<br>K | C SL 87<br>S SL 87<br>X SL 88<br>0-2 ③<br>FC5<br>1-2<br>2-3f | | | | B CU 76<br>F SI 91<br>S CH 80<br>S CH 82<br>1-3 ③<br>K | | 4 | 0 | 0 | 0 | 0 | 2 | 5 |
| 28 José Molina, R (1, 2)<br>OBP: 0.246, SLG: 0.206 | | S SL 90<br>B FF 91<br>B SL 86<br>X SI 90<br>2-1 ①<br>G6-3 | X FF 92<br>0-0 ③<br>F9 | B SI 94<br>B SI 95<br>C SI 96<br>B SI 96<br>X FF 96<br>3-1<br>39 G4-6-3 1B | | | | | | 3 | 0 | 1 | 0 | 0 | 0 | 0 |
| 39 Kevin Kiermaier, L (1, 9)<br>OBP: 0.358, SLG: 0.533 | | C CU 78<br>B FF 91<br>B SI 91<br>C FF 91<br>B CU 79<br>B SI 91<br>4-2<br>8 G6-3 8 S BB | C FF 89<br>X CU 78<br>0-1 ①<br>G4-3 | X SI 95<br>0-0 ① ②<br>G4-6-3<br>1-2f | | | | | | 2 | 0 | 0 | 0 | 1 | 0 | 1 |
| Inning Stats | R: 0<br>E: 0<br>K: 0<br>S: 8<br>H: 2<br>LOB: 1<br>BB: 0<br>P: 12 | R: 0<br>E: 0<br>K: 0<br>S: 6<br>H: 0<br>LOB: 0<br>BB: 0<br>P: 11 | R: 0<br>E: 0<br>K: 1<br>S: 12<br>H: 0<br>LOB: 1<br>BB: 1<br>P: 21 | R: 0<br>E: 0<br>K: 0<br>S: 9<br>H: 0<br>LOB: 0<br>BB: 0<br>P: 14 | R: 0<br>E: 0<br>K: 2<br>S: 7<br>H: 0<br>LOB: 0<br>BB: 0<br>P: 11 | R: 0<br>E: 0<br>K: 1<br>S: 8<br>H: 0<br>LOB: 0<br>BB: 0<br>P: 13 | R: 0<br>E: 0<br>K: 1<br>S: 12<br>H: 2<br>LOB: 2<br>BB: 0<br>P: 17 | R: 0<br>E: 0<br>K: 0<br>S: 5<br>H: 1<br>LOB: 0<br>BB: 0<br>P: 8 | R: 0<br>E: 0<br>K: 2<br>S: 15<br>H: 2<br>LOB: 3<br>BB: 1<br>P: 25 | 1B: 7<br>2B: 0<br>3B: 0<br>HR: 0<br>SF: 0<br>SAC: 0<br>DP: 2<br>HBP: 0 | | | | | | |

| | AB | 32 |
|---|---|---|
| | R | 0 |
| | H | 7 |
| | RBI | 0 |
| | BB | 2 |
| | SO | 7 |
| | LOB | 14 |

WP: 1 PA: 34
PB: 0
SB: 1
CS: 0

| PITCHER | | IP | WLS | BF | H | R | ER | SO | BB | IBB | HBP | BLK | WP | HR | S | P | ERA | WHIP |
|---|---|---|---|---|---|---|---|---|---|---|---|---|---|---|---|---|---|---|
| 49 Yovani Gallardo, R<br>ERA: 3.38 | (1, 1) | 7.0 | W | 25 | 4 | 0 | 0 | 5 | 1 | 0 | 0 | 0 | 0 | 0 | 62 | 99 | 0.00 | 0.714 |
| 21 Jeremy Jeffress, R<br>ERA: 5.14 | (8, 1) | 1.1 | | 6 | 3 | 0 | 0 | 0 | 0 | 0 | 0 | 0 | 1 | 0 | 12 | 19 | 0.00 | 2.250 |
| 59 Zach Duke, L<br>ERA: 1.04 | (9, 1) | 0.1 | | 2 | 0 | 0 | 0 | 1 | 1 | 0 | 0 | 0 | 0 | 0 | 5 | 10 | 0.00 | 3.000 |
| 57 Francisco Rodríguez, R<br>ERA: 3.02 | (9, 1) | 0.1 | S | 1 | 0 | 0 | 0 | 1 | 0 | 0 | 0 | 0 | 0 | 0 | 3 | 4 | 0.00 | 0.000 |

| PITCHER | IP | WLS | BF | H | R | ER | SO | BB | IBB | HBP | BLK | WP | HR | S | P | ERA | WHIP |
|---|---|---|---|---|---|---|---|---|---|---|---|---|---|---|---|---|---|

| Batter | 1 | 2 | 3 | 4 | 5 | 6 | 7 | 8 | 9 | AB | R | H | RBI | BB | SO | LOB |
|---|---|---|---|---|---|---|---|---|---|---|---|---|---|---|---|---|
| 56 Kole Calhoun, L (1, 9)<br>OBP: 0.342, SLG: 0.479 | B FF 88<br>B FF 89<br>F FF 90<br>B FF 90<br>B FF 90<br>4-1<br>27 HR BB | S FF 90<br>B FF 90<br>S CH 79<br>F FF 92<br>X CH 78<br>1-2 ③<br>G4-3 | | | B CU 72<br>C FF 90<br>F FF 90<br>X FF 90<br>1-2 ①<br>P6 | B CU 73<br>B FC 84<br>B FC 83<br>C FF 88<br>B FF 88<br>4-1<br>BB | | | B FF 91<br>F FF 92<br>F FF 92<br>F SL 85<br>F SL 86<br>X FF 91<br>1-2 ①<br>G4-3 | 3 | 1 | 0 | 0 | 2 | 0 | 1 |
| 27 Mike Trout, R (1, 8)<br>OBP: 0.392, SLG: 0.587 | C FF 89<br>B CH 79<br>X FF 89<br>1-1<br>1-H HR | | B FF 90<br>C FF 90<br>B FF 91<br>X FF 90<br>2-1 ①<br>F9 | | B FF 90<br>B CH 80<br>B FF 90<br>C FF 89<br>B FF 90<br>4-1<br>32 1B 5 G6-4-3 BB | B FC 84<br>S FC 84<br>C SI 89<br>X FF 88<br>1-2 ③<br>P4 | | | C SL 87<br>S SL 85<br>X FF 93<br>0-2<br>5 G5-4-3 1B | 4 | 1 | 2 | 2 | 1 | 0 | 2 |
| 5 Albert Pujols, R (1, 3)<br>OBP: 0.323, SLG: 0.470 | C FF 90<br>F FF 90<br>X FF 90<br>0-2<br>2 1B 2B | | B CU 72<br>F CH 80<br>F FF 90<br>B CH 80<br>T CH 80<br>2-2 ②<br>K | | B FF 89<br>F FF 89<br>B FF 90<br>F FF 89<br>B CU 77<br>X CH 80<br>3-2 ②<br>G6-4-3<br>1-2 | | B FC 85<br>B SI 88<br>C FC 84<br>X FF 88<br>2-1 ①<br>F9 | | C FF 92<br>1 SAFE<br>1 SAFE<br>B SL 84<br>F SL 85<br>X FF 92<br>1-2 ② ③<br>G5-4-3<br>1-2f | 5 | 1 | 1 | 0 | 0 | 1 | 2 |
| 32 Josh Hamilton, L (1, 10)<br>OBP: 0.360, SLG: 0.443 | X CH 78<br>0-0 ①<br>G1-3 | | S CH 79<br>B FF 90<br>B CH 81<br>X CH 80<br>2-1<br>HR | | B SL 81<br>S SL 82<br>X SL 82<br>1-1<br>2-3 1B | | S FF 89<br>F CU 75<br>H SI 89<br>1-2<br>2 G4-3 HBP | | | 3 | 1 | 2 | 1 | 0 | 0 | 1 |
| 2 Erick Aybar, S (1, 6)<br>OBP: 0.312, SLG: 0.393 | X FF 90<br>0-0 ②<br>2-H 1B | | C FF 90<br>B FF 89<br>B FF 90<br>B CH 81<br>X FF 90<br>3-1 ③<br>F9 | | F SL 83<br>C FF 89<br>B FF 90<br>X FF 91<br>1-2 ③<br>L7 | | L FC 84<br>B CU 74<br>B CU 75<br>X FC 83<br>2-1 ②<br>G4-3<br>1-2 | | | 4 | 0 | 1 | 1 | 0 | 0 | 3 |
| 47 Howie Kendrick, R (1, 4)<br>OBP: 0.343, SLG: 0.382 | C CU 72<br>X CH 79<br>0-1 ③<br>G6-3 | | | X FF 88<br>0-0 ①<br>P4 | | C SL 84<br>C SL 83<br>X SL 80<br>0-2 ①<br>G6-3 | B FC 84<br>C CU 74<br>C SI 87<br>B SI 88<br>X SI 88<br>2-2 ③<br>G5-3 | | | 4 | 0 | 0 | 0 | 0 | 0 | 1 |
| 6 David Freese, R (1, 5)<br>OBP: 0.325, SLG: 0.355<br>8 John McDonald, R (8, 5)<br>OBP: 0.257, SLG: 0.180 | | B FF 89<br>B CH 79<br>B CH 80<br>C FF 88<br>S CH 80<br>C FF 90<br>3-3 ①<br>K | | B FF 89<br>F FF 89<br>F FF 88<br>X CH 79<br>1-2<br>2B | | C FF 92<br>X FF 92<br>0-1<br>3 CS 1B | | C CU 75<br>F FF 89<br>C FS 82<br>0-3 ①<br>K | | 4<br>0 | 0<br>0 | 2<br>0 | 0<br>0 | 0<br>0 | 2<br>0 | 0<br>0 |
| 3 JB Shuck, L (1, 7)<br>OBP: 0.195, SLG: 0.250 | | B CH 79<br>C FF 90<br>X FF 90<br>1-1 ②<br>F8 | | C CU 72<br>B FF 89<br>C FF 90<br>F CU 78<br>B FF 90<br>S CH 79<br>2-3 ②<br>K | | B FF 92<br>S CH 83<br>C SL 83<br>B FF 93<br>B SL 84<br>B FF 92<br>4-2 ②<br>1-2 17 2B BB | | C CU 76<br>S FS 82<br>S FS 82<br>0-3 ②<br>K | 3 | 1 | 0 | 0 | 1 | 2 | 1 |
| 17 Chris Iannetta, R (1, 2)<br>OBP: 0.374, SLG: 0.419 | | B CU 72<br>S CH 79<br>B CH 80<br>X SI 90<br>2-1<br>2B | | C CH 80<br>F CH 78<br>C FF 91<br>0-3 ③<br>K | | C SL 84<br>T FF 91<br>X FF 92<br>0-2<br>1-H 2B | | F FF 90<br>B FF 89<br>C CU 77<br>S FS 81<br>1-3 ③<br>K | 4 | 0 | 2 | 1 | 0 | 2 | 1 |
| Inning Stats | R: 3<br>E: 0<br>K: 0<br>S: 10<br>H: 3<br>LOB: 0<br>BB: 1<br>P: 15 | R: 0<br>E: 0<br>K: 1<br>S: 11<br>H: 1<br>LOB: 1<br>BB: 0<br>P: 18 | R: 1<br>E: 0<br>K: 1<br>S: 9<br>H: 1<br>LOB: 0<br>BB: 0<br>P: 18 | R: 0<br>E: 0<br>K: 2<br>S: 11<br>H: 1<br>LOB: 1<br>BB: 0<br>P: 14 | R: 0<br>E: 0<br>K: 0<br>S: 12<br>H: 1<br>LOB: 2<br>BB: 1<br>P: 22 | R: 1<br>E: 0<br>K: 0<br>S: 14<br>H: 2<br>LOB: 2<br>BB: 2<br>P: 23 | R: 0<br>E: 0<br>K: 0<br>S: 9<br>H: 0<br>LOB: 1<br>BB: 0<br>P: 16 | R: 0<br>E: 0<br>K: 3<br>S: 9<br>H: 0<br>LOB: 0<br>BB: 0<br>P: 10 | R: 0<br>E: 0<br>K: 0<br>S: 11<br>H: 1<br>LOB: 0<br>BB: 0<br>P: 13 | 1B: 4<br>2B: 4<br>3B: 0<br>HR: 2 | SF: 0<br>SAC: 0<br>DP: 1<br>HBP: 1 | | WP: 0<br>PB: 0<br>SB: 0<br>CS: 1 | PA: 39 | | |

| PITCHER | | IP | WLS | BF | H | R | ER | SO | BB | IBB | HBP | BLK | WP | HR | S | P | ERA | WHIP |
|---|---|---|---|---|---|---|---|---|---|---|---|---|---|---|---|---|---|---|
| 58 Jeremy Hellickson, R<br>ERA: 3.29 | (1, 1) | 4.2 | L | 21 | 6 | 4 | 4 | 4 | 2 | 0 | 0 | 0 | 0 | 2 | 48 | 80 | 7.71 | 1.714 |
| 27 Cesár Ramos, L<br>ERA: 3.98 | (5, 1) | 0.1 | | 2 | 1 | 0 | 0 | 0 | 0 | 0 | 0 | 0 | 0 | 0 | 5 | 7 | 0.00 | 3.000 |
| 49 Kirby Yates, R<br>ERA: 2.95 | (6, 1) | 0.2 | | 4 | 2 | 1 | 1 | 0 | 1 | 0 | 0 | 0 | 0 | 0 | 10 | 14 | 13.50 | 4.500 |
| 38 Jeff Beliveau, L<br>ERA: | (6, 1) | 1.1 | | 6 | 0 | 0 | 0 | 0 | 1 | 0 | 1 | 0 | 0 | 0 | 13 | 25 | 0.00 | 0.750 |
| 62 Joel Peralta, R<br>ERA: 3.95 | (8, 1) | 1.0 | | 3 | 0 | 0 | 0 | 3 | 0 | 0 | 0 | 0 | 0 | 0 | 9 | 10 | 0.00 | 0.000 |

| PITCHER | | IP | WLS | BF | H | R | ER | SO | BB | IBB | HBP | BLK | WP | HR | S | P | ERA | WHIP |
|---|---|---|---|---|---|---|---|---|---|---|---|---|---|---|---|---|---|---|
| 50 Grant Balfour, R<br>ERA: 4.91 | (9, 1) | 1.0 | | 3 | 1 | 0 | 0 | 0 | 0 | 0 | 0 | 0 | 0 | 0 | 11 | 13 | 0.00 | 1.000 |

# TOP

## Los Angeles Angels @ Tampa Bay Rays

Tropicana Field, St. Petersburg, FL

Fri Aug 01 2014, 7:13 PM - 10:50 PM EDT

Att. 20,969 - Dome - 72 F

livebaseballscorecards.com

| | |
|---|---|
| AB | 34 |
| R | 5 |
| H | 10 |
| RBI | 5 |
| BB | 4 |
| SO | 7 |
| LOB | 12 |

| Batter | 1 | 2 | 3 | 4 | 5 | 6 | 7 | 8 | 9 | AB | R | H | RBI | BB | SO | LOB |
|---|---|---|---|---|---|---|---|---|---|---|---|---|---|---|---|---|
| 8 Desmond Jennings, R (1, 8)<br>OBP: 0.323, SLG: 0.381 | B FF 88<br>F FF 90<br>X SL 79<br>1-1<br>F9 ① | | B KC 75<br>F FF 88<br>C FF 88<br>S FF 90<br>1-3<br>K ① | | B KC 74<br>B KC 76<br>X FF 88<br>2-0<br>P5 ② | | F FF 95<br>B CU 85<br>C FF 95<br>B CU 86<br>F FF 96<br>F FF 96<br>B CU 84<br>X FF 95<br>3-2<br>G6-3 ② | | B SL 83<br>C SI 88<br>F SL 83<br>S SL 81<br>1-3<br>K ① | 5 | 0 | 0 | 0 | 0 | 2 | 3 |
| 18 Ben Zobrist, S (1, 7)<br>OBP: 0.360, SLG: 0.421 | C FF 90<br>B FF 89<br>B KC 74<br>C SL 80<br>X SI 92<br>2-2<br>20<br>G6-3<br>2B | | C KC 72<br>C CH 81<br>B CH 81<br>X SL 81<br>1-2<br>G4-3 ② | | B CH 77<br>C SL 79<br>T FF 88<br>X CH 80<br>1-2<br>20<br>2B<br>3<br>1B<br>1B | | C CU 84<br>B CU 84<br>F CH 86<br>B FF 95<br>X CH 85<br>2-2<br>F8 ③ | | S SL 79<br>B CH 80<br>F CH 79<br>S SL 83<br>1-3<br>K ② | 5 | 1 | 2 | 0 | 0 | 1 | 3 |
| 20 Matt Joyce, L (1, 10)<br>OBP: 0.363, SLG: 0.428 | B FF 88<br>C KC 74<br>S SL 82<br>F CH 83<br>B SL 79<br>D CH 84<br>X SI 91<br>3-2<br>G6-3 ②<br>2-3 | | B KC 73<br>F SI 90<br>C FF 89<br>B CH 83<br>B SL 82<br>X SI 90<br>3-2<br>1B | | D KC 74<br>B FF 88<br>1 SAFE<br>1 SAFE<br>C KC 78<br>C KC 78<br>F CH 83<br>F CH 82<br>X SI 90<br>2-2<br>3<br>E<br>1-3<br>2B | | | B SI 88<br>X SI 86<br>1-0<br>G4-3 ①<br>C SI 87<br>B SL 80<br>X SI 87<br>1-1<br>2B | C SL 81<br>C SL 80<br>F SL 83<br>X SI 90<br>0-2<br>F8 ③ | 5 | 1 | 2 | 0 | 0 | 0 | 4 |
| 3 Evan Longoria, R (1, 5)<br>OBP: 0.333, SLG: 0.391 | B FF 91<br>S FF 90<br>B CH 83<br>F SL 80<br>B FF 91<br>X SL 82<br>3-2<br>F8 ③ | | X FF 89<br>0-0<br>P3 ③ | | C SL 80<br>B SL 81<br>S FF 90<br>F SL 83<br>D CH 83<br>F FF 90<br>X SL 83<br>2-2<br>E5 ③<br>2-H<br>3-H<br>1B | | | | | 4 | 0 | 2 | 1 | 0 | 0 | 2 |
| 21 James Loney, L (1, 3)<br>OBP: 0.338, SLG: 0.371 | | B CH 86<br>X FF 87<br>1-0<br>11<br>1B<br>35<br>SF8<br>2B | | C CH 86<br>B SL 78<br>B KC 71<br>X SL 80<br>2-1<br>G4-3 ① | | C FF 91<br>B CH 84<br>F FF 91<br>F SL 82<br>B FF 92<br>T FF 92<br>2-2<br>K ① | | B SI 87<br>F SI 88<br>B SL 79<br>F FF 88<br>X FF 89<br>2-2<br>F7 ② | | 4 | 1 | 1 | 0 | 0 | 1 | 1 |
| 11 Yunel Escobar, R (1, 6)<br>OBP: 0.327, SLG: 0.339 | | B FF 87<br>C SI 87<br>F CH 81<br>X FF 89<br>1-2<br>2-3<br>1B | | B FF 88<br>B FF 89<br>C KC 78<br>C CH 80<br>F FF 90<br>B CH 82<br>X SL 79<br>3-2<br>1B | | X FF 91<br>0-0<br>F8 ② | | B SI 87<br>B SI 88<br>F SI 87<br>S SI 88<br>B SL 80<br>S SL 81<br>3-3<br>K ③ | | 4 | 0 | 2 | 0 | 0 | 1 | 1 |
| 35 Cole Figueroa, L (1, 4)<br>OBP: 0.212, SLG: 0.207 | | F FF 88<br>B FF 89<br>X SI 90<br>1-1<br>SF8 ①<br>3-H | | B CH 81<br>B FF 92<br>X SI 90<br>2-0<br>L9 ② | | B FF 91<br>B FF 92<br>X FF 92<br>2-0<br>1B | | | B SI 87<br>B SI 87<br>X SI 88<br>2-0<br>39<br>1B<br>5<br>BB<br>1B | 3 | 0 | 2 | 1 | 0 | 0 | 1 |
| 28 José Molina, R (1, 2)<br>OBP: 0.242, SLG: 0.202<br>5 Brandon Guyer, R (9, PH)<br>OBP: 0.337, SLG: 0.361 | | B SL 79<br>X FF 89<br>1-0<br>L8 ② | | B FF 88<br>B KC 78<br>F FF 89<br>F FF 89<br>D CH 83<br>X SL 79<br>3-2<br>F8 ③ | | 1 SAFE<br>F FF 92<br>D SL 84<br>C FF 92<br>F SL 82<br>B FF 91<br>B FF 92<br>S SL 83<br>3-3<br>K ③ | | | F SI 88<br>F SL 81<br>B SL 81<br>B SL 82<br>F SI 89<br>D SL 81<br>1 SAFE<br>F SI 88<br>F SL 80<br>4-2<br>B SI 88<br>39<br>1B<br>1-2<br>BB | 3<br>0 | 0<br>0 | 0<br>0 | 0<br>0 | 0<br>1 | 1<br>0 | 3<br>0 |
| 39 Kevin Kiermaier, L (1, 9)<br>OBP: 0.356, SLG: 0.527 | | B KC 73<br>D FF 89<br>X SI 89<br>2-0<br>L9 ③ | | | L KC 69<br>B KC 72<br>C CH 86<br>F SI 88<br>X FF 88<br>1-2<br>F7 ① | | X FF 95<br>0-0<br>G3 ① | | B SI 89<br>B SI 87<br>B SI 88<br>C SI 88<br>X SI 87<br>3-1<br>1-2<br>2-3<br>1B | 4 | 0 | 1 | 0 | 0 | 0 | 1 |
| Inning Stats | R: 0 H: 1<br>E: 0 LOB: 1<br>K: 0 BB: 0<br>S: 12 P: 21 | R: 1 H: 2<br>E: 0 LOB: 1<br>K: 0 BB: 0<br>S: 8 P: 14 | R: 0 H: 1<br>E: 0 LOB: 1<br>K: 1 BB: 0<br>S: 10 P: 15 | R: 0 H: 1<br>E: 0 LOB: 1<br>K: 0 BB: 0<br>S: 10 P: 20 | R: 2 H: 3<br>E: 1 LOB: 1<br>K: 0 BB: 0<br>S: 18 P: 26 | R: 0 H: 1<br>E: 0 LOB: 1<br>K: 2 BB: 0<br>S: 10 P: 17 | R: 0 H: 0<br>E: 0 LOB: 0<br>K: 0 BB: 0<br>S: 9 P: 14 | R: 0 H: 1<br>E: 0 LOB: 1<br>K: 1 BB: 0<br>S: 9 P: 16 | R: 0 H: 2<br>E: 0 LOB: 3<br>K: 2 BB: 1<br>S: 18 P: 29 | 1B: 8 SF: 1<br>2B: 4 SAC: 0<br>3B: 0 DP: 0<br>HR: 0 HBP: 0 | | | | | | |

| PITCHER | | IP | WLS | BF | H | R | ER | SO | BB | IBB | HBP | BLK | WP | HR | S | P | ERA | WHIP |
|---|---|---|---|---|---|---|---|---|---|---|---|---|---|---|---|---|---|---|
| 52 Matt Shoemaker, R<br>ERA: 4.09 | (1, 1) | 5.0 | W | 22 | 8 | 3 | 2 | 1 | 0 | 0 | 0 | 0 | 0 | 0 | 58 | 96 | 3.60 | 1.600 |
| 39 Jason Grilli, R<br>ERA: 3.38 | (6, 1) | 1.0 | H | 4 | 1 | 0 | 0 | 2 | 0 | 0 | 0 | 0 | 0 | 0 | 10 | 17 | 0.00 | 1.000 |
| 40 Kevin Jepsen, R<br>ERA: 1.76 | (7, 1) | 1.0 | H | 3 | 0 | 0 | 0 | 0 | 0 | 0 | 0 | 0 | 0 | 0 | 9 | 14 | 0.00 | 0.000 |
| 38 Joe Smith, R<br>ERA: 1.92 | (8, 1) | 1.0 | H | 4 | 1 | 0 | 0 | 1 | 0 | 0 | 0 | 0 | 0 | 0 | 9 | 16 | 0.00 | 1.000 |
| 16 Huston Street, R<br>ERA: 0.92 | (9, 1) | 1.0 | S | 6 | 2 | 0 | 0 | 2 | 1 | 0 | 0 | 0 | 0 | 0 | 18 | 29 | 0.00 | 3.000 |

| PITCHER | IP | WLS | BF | H | R | ER | SO | BB | IBB | HBP | BLK | WP | HR | S | P | ERA | WHIP |
|---|---|---|---|---|---|---|---|---|---|---|---|---|---|---|---|---|---|

# BOTTOM

## Los Angeles Angels @ Tampa Bay Rays

Tropicana Field, St. Petersburg, FL

Fri Aug 01 2014, 7:13 PM - 10:50 PM EDT

Att. 20,969 - Dome - 72 F

livebaseballscorecards.com

| | |
|---|---|
| AB | 37 |
| R | 3 |
| H | 12 |
| RBI | 2 |
| BB | 1 |
| SO | 6 |
| LOB | 19 |

# Los Angeles Angels @ Tampa Bay Rays

Tropicana Field, St. Petersburg, FL

Sat Aug 02 2014, 7:11 PM - 10:44 PM EDT

Att. 23,656 - Dome - 72 F

livebaseballscorecards.com

| Batter | 1 | 2 | 3 | 4 | 5 | 6 | 7 | 8 | 9 | AB | R | H | RBI | BB | SO | LOB |
|---|---|---|---|---|---|---|---|---|---|---|---|---|---|---|---|---|
| 56 Kole Calhoun, L (1, 9) OBP: 0.340, SLG: 0.474 | C FF 92<br>X FF 96<br>0-1 ① G4-3 | | C FF 93<br>X FF 85<br>0-1 27 WP 1B | B SI 95<br>B FF 95<br>S CH 85<br>B FF 94<br>S CH 84<br>C FF 95<br>3-3 ③ K | | | B CU 77<br>X CU 76<br>1-0 ② L9 | | X FF 89<br>0-0 ② L9 | 5 | 0 | 1 | 0 | 0 | 1 | 3 |
| 27 Mike Trout, R (1, 8) OBP: 0.390, SLG: 0.581 | C FF 93<br>X FF 96<br>0-1 ② P4 | | C FF 93<br>C FF 95<br>B SL 88<br>C SL 86<br>1-3 ③ K 1-2 | | B SL 83<br>B SL 84<br>B FF 92<br>B FF 94<br>4-0 5 S BB | | C FF 90<br>S FS 82<br>B FF 90<br>F FS 83<br>F FF 90<br>S FF 90<br>1-3 ③ K | | B FF 90<br>X FF 90<br>1-0 ③ F9 | 4 | 0 | 0 | 0 | 1 | 2 | 2 |
| 5 Albert Pujols, R (1, 10) OBP: 0.324, SLG: 0.470 | F FF 95<br>B FF 97<br>X FF 96<br>1-1 1B | | | C FF 93<br>B SL 86<br>X FF 95<br>1-1 2 BB 47 2B 1B | B SL 85<br>F FF 94<br>S SL 86<br>S SL 86<br>1-3 ① K 1-2 | | | S FF 93<br>B FC 94<br>F CH 79<br>X FF 95<br>1-2 ① F8 | | 4 | 1 | 2 | 0 | 0 | 1 | 1 |
| 32 Josh Hamilton, L (1, 7) OBP: 0.359, SLG: 0.437 | C FF 94<br>B CH 86<br>B CH 85<br>C FF 94<br>B FF 96<br>F FF 95<br>F FF 95<br>F SL 87<br>S CH 87<br>3-3 ③ K | | | C SI 94<br>F FF 94<br>C FF 96<br>0-3 ① K | S CH 86<br>S CH 84<br>B FF 97<br>B CH 84<br>F CH 86<br>S SL 88<br>2-3 ② K2-3 | | | B CH 81<br>C FF 94<br>B CH 81<br>B CH 79<br>B FF 92<br>4-1 2 PB BB | | 3 | 0 | 0 | 0 | 1 | 3 | 3 |
| 2 Erick Aybar, S (1, 6) OBP: 0.314, SLG: 0.391 | | C FF 93<br>B SI 96<br>B CH 85<br>F FF 94<br>F CH 86<br>B FF 95<br>X SI 94<br>3-2 ① G4-3 | | F FF 94<br>B FF 94<br>F FF 95<br>B FF 96<br>B CH 85<br>F FF 93<br>B SI 94<br>4-2 47 2B 6 G5-3 1-2 BB | D FF 96<br>F CH 84<br>F FF 95<br>X SL 88<br>1-2 ③ G3-1 | | | B FF 92<br>B FF 92<br>B FF 93<br>C FF 92<br>S CH 80<br>F CH 81<br>B FF 92<br>4-2 1-2 BB | | 2 | 1 | 0 | 0 | 2 | 0 | 1 |
| 47 Howie Kendrick, R (1, 4) OBP: 0.343, SLG: 0.384 | | B FF 95<br>C SL 86<br>B FF 94<br>S SL 86<br>F SL 86<br>B SL 87<br>S FF 95<br>3-3 ② K | | C SL 87<br>X FF 95<br>0-1 20 1B 24 2B 1-3 2-H 2B | | B FF 93<br>C SL 82<br>S SL 85<br>F FF 96<br>S SL 86<br>1-3 ① K | | B CH 80<br>B CH 81<br>B FF 93<br>C FF 92<br>F FF 92<br>S FF 92<br>3-3 ② K | | 4 | 1 | 1 | 1 | 0 | 3 | 2 |
| 6 David Freese, R (1, 5) OBP: 0.321, SLG: 0.350 | | C SL 84<br>F FF 97<br>B SI 97<br>S SL 88<br>1-3 ③ K | | B FF 97<br>F SL 88<br>S FF 96<br>D SL 88<br>X SL 88<br>2-2 ② G5-3 3-H | | B FF 94<br>C FF 94<br>S SL 85<br>X FF 98<br>1-2 ② G4-3 | | C FF 92<br>C FF 92<br>F FF 94<br>S FF 94<br>0-3 ③ K | | 4 | 0 | 0 | 1 | 0 | 2 | 3 |
| 20 C.J. Cron, R (1, 3) OBP: 0.300, SLG: 0.474 | | | C FF 92<br>X FF 93<br>0-1 ① G5-3 | B FF 96<br>B SL 85<br>X FF 94<br>2-0 24 2B 2-3 1B | | B FF 95<br>C FF 94<br>B FF 97<br>S SL 85<br>X SL 86<br>2-2 ③ P1 | | | X FF 88<br>0-0 17 1B 2B | 4 | 0 | 2 | 0 | 0 | 0 | 0 |
| 24 Hank Conger, L (1, 2) OBP: 0.304, SLG: 0.349<br>17 Chris Iannetta, R (9, PH) OBP: 0.377, SLG: 0.422 | | | C FF 92<br>B SI 95<br>X FF 93<br>1-1 ② P6 | D SI 95<br>B FF 94<br>X FF 94<br>2-0 1-3 3-H 2B | | | C CU 77<br>B FF 89<br>X CU 76<br>1-1 ① P5 | | D FF 90<br>D FF 90<br>C FF 90<br>S FF 90<br>X FF 90<br>2-2 ① 2-H 1B | 3<br>1 | 0<br>0 | 1<br>1 | 1<br>0 | 0<br>0 | 0<br>0 | 0<br>0 |
| Inning Stats | R: 0<br>E: 0<br>K: 1<br>S: 12<br>H: 1<br>LOB: 1<br>BB: 0<br>P: 16 | R: 0<br>E: 0<br>K: 2<br>S: 11<br>H: 0<br>LOB: 0<br>BB: 0<br>P: 18 | R: 0<br>E: 0<br>K: 1<br>S: 9<br>H: 1<br>LOB: 1<br>BB: 0<br>P: 11 | R: 3<br>E: 0<br>K: 2<br>S: 18<br>H: 4<br>LOB: 2<br>BB: 1<br>P: 32 | R: 0<br>E: 0<br>K: 2<br>S: 10<br>H: 0<br>LOB: 1<br>BB: 1<br>P: 18 | R: 0<br>E: 0<br>K: 1<br>S: 10<br>H: 0<br>LOB: 0<br>BB: 0<br>P: 14 | R: 0<br>E: 0<br>K: 1<br>S: 8<br>H: 0<br>LOB: 0<br>BB: 0<br>P: 11 | R: 0<br>E: 0<br>K: 2<br>S: 14<br>H: 0<br>LOB: 2<br>BB: 2<br>P: 26 | R: 0<br>E: 0<br>K: 0<br>S: 6<br>H: 2<br>LOB: 1<br>BB: 0<br>P: 9 | 1B: 5<br>2B: 3<br>3B: 0<br>HR: 0<br>SF: 0<br>SAC: 0<br>DP: 0<br>HBP: 0 | WP: 1<br>PB: 1<br>SB: 1<br>CS: 0<br>PA: 38 | | | | | |

| | AB | 34 |
|---|---|---|
| | R | 3 |
| | H | 8 |
| | RBI | 3 |
| | BB | 4 |
| | SO | 12 |
| | LOB | 15 |

| PITCHER | | IP | WLS | BF | H | R | ER | SO | BB | IBB | HBP | BLK | WP | HR | S | P | ERA | WHIP |
|---|---|---|---|---|---|---|---|---|---|---|---|---|---|---|---|---|---|---|
| 22 Chris Archer, R<br>ERA: 3.42 | (1, 1) | 6.0 | W | 26 | 6 | 3 | 3 | 9 | 2 | 0 | 0 | 0 | 1 | 0 | 70 | 109 | 4.50 | 1.333 |
| 62 Joel Peralta, R<br>ERA: 3.86 | (7, 1) | 1.0 | H | 3 | 0 | 0 | 0 | 1 | 0 | 0 | 0 | 0 | 0 | 0 | 8 | 11 | 0.00 | 0.000 |
| 26 Brad Boxberger, R<br>ERA: 2.06 | (8, 1) | 1.0 | H | 5 | 0 | 0 | 0 | 2 | 2 | 0 | 0 | 0 | 0 | 0 | 14 | 26 | 0.00 | 2.000 |
| 27 Cesár Ramos, L<br>ERA: 3.92 | (9, 1) | 1.0 | | 4 | 2 | 0 | 0 | 0 | 0 | 0 | 0 | 0 | 0 | 0 | 6 | 9 | 0.00 | 2.000 |

| PITCHER | IP | WLS | BF | H | R | ER | SO | BB | IBB | HBP | BLK | WP | HR | S | P | ERA | WHIP |
|---|---|---|---|---|---|---|---|---|---|---|---|---|---|---|---|---|---|

| Batter | 1 | 2 | 3 | 4 | 5 | 6 | 7 | 8 | 9 | AB | R | H | RBI | BB | SO | LOB |
|---|---|---|---|---|---|---|---|---|---|---|---|---|---|---|---|---|
| 8 Desmond Jennings, R (1, 8)<br>OBP: 0.324, SLG: 0.381 | C SI 90<br>B SI 90<br>B FF 91<br>F FF 90<br>C SI 91<br>2-3<br>K | F CU 76<br>X CH 83<br>0-1<br>18<br>1B<br>5<br>1B<br>1-2<br>3-H<br>1B | | B FF 85<br>C FF 85<br>C FF 86<br>S FF 86<br>F FF 86<br>F FF 87<br>B FF 87<br>F FF 86<br>F FF 87<br>X FF 86<br>2-2<br>L7 | | B CU 66<br>S CH 78<br>X SI 84<br>1-1<br>B1-3 | | C SI 83<br>B SI 82<br>F CH 77<br>X CH 77<br>1-2<br>18<br>E<br>1B | | 5 | 2 | 2 | 1 | 0 | 1 | 0 |
| 18 Ben Zobrist, S (1, 9)<br>OBP: 0.366, SLG: 0.429 (8, 7) | B SI 90<br>C SI 90<br>B SI 90<br>B SI 90<br>C SI 90<br>X SI 91<br>3-2<br>G6-3 | B SI 90<br>X SI 90<br>1-0<br>5<br>1B<br>1-2<br>2-3<br>1B | | C FF 86<br>X SL 78<br>0-1<br>3<br>G5-3<br>5<br>1B<br>1B | | C CH 78<br>B CH 75<br>C SI 84<br>X CH 78<br>1-2<br>5<br>S<br>1B | | D CH 76<br>X CH 78<br>1-0<br>E6<br>20<br>1B<br>1-H<br>2B | | 5 | 1 | 4 | 1 | 0 | 0 | 0 |
| 5 Brandon Guyer, R (1, 7)<br>OBP: 0.352, SLG: 0.369<br>39 Kevin Kiermaier, L (8, 9)<br>OBP: 0.354, SLG: 0.524 | B SI 90<br>B SI 91<br>C SI 91<br>F CH 85<br>B FF 90<br>B SI 91<br>4-2<br>3<br>HR<br>BB | F CU 78<br>X CU 80<br>0-1<br>1-2<br>2-H<br>3-H<br>1B | | 1 SAFE<br>B FF 85<br>C FC 86<br>B FF 84<br>X FF 86<br>2-1<br>1-2<br>1B | | 1 SAFE<br>C CH 77<br>H CU 69<br>1-1<br>3<br>FC6-4<br>1-2<br>HBP | | D SL 73<br>F SI 82<br>B SL 74<br>F CH 75<br>S CU 70<br>2-3<br>K | | 2<br>1 | 1<br>0 | 2<br>0 | 2<br>0 | 1<br>0 | 0<br>1 | 0<br>1 |
| 3 Evan Longoria, R (1, 10)<br>OBP: 0.334, SLG: 0.397 (8, 5) | B FF 90<br>C CU 75<br>X CH 86<br>1-1<br>1-H<br>HR | C SL 82<br>B FF 91<br>D SL 80<br>X FF 92<br>2-1<br>F4 | | C SI 83<br>X CH 76<br>0-1<br>G5-3<br>2-3f | | C CH 78<br>B CH 76<br>1 SAFE<br>F SI 83<br>X CH 76<br>1-2<br>FC6-4<br>1-2f | | I IN 63<br>I IN 66<br>I IN 66<br>I IN 68<br>4-0<br>20<br>1B<br>11<br>1B<br>IBB | | 4 | 2 | 1 | 2 | 1 | 0 | 6 |
| 1 Sean Rodríguez, R (1, 5)<br>OBP: 0.284, SLG: 0.497<br>26 Brad Boxberger, R (8, 1)<br>20 Matt Joyce, L (8, PH)<br>OBP: 0.364, SLG: 0.430<br>27 Cesár Ramos, L (9, 1) | B CH 83<br>B SI 90<br>F SI 90<br>C CU 76<br>B SI 90<br>C SI 90<br>3-3<br>K | C SL 80<br>C FF 91<br>F CU 75<br>B FF 92<br>F FF 91<br>F SL 80<br>X CU 75<br>1-2<br>G6-3 | | | B CH 75<br>C SI 85<br>C SI 85<br>F CH 77<br>B CH 78<br>F SI 85<br>H SI 85<br>3-2<br>59<br>S<br>11<br>BB<br>HBP | | B SI 84<br>B SI 84<br>F SI 84<br>X CH 78<br>2-1<br>G3 | B CH 74<br>C CH 76<br>X SL 72<br>1-1<br>11<br>1B<br>1-2<br>3-H<br>1B | | 3<br>0<br>1<br>0 | 0<br>0<br>0<br>0 | 0<br>0<br>1<br>0 | 0<br>0<br>1<br>0 | 1<br>0<br>0<br>0 | 2<br>0<br>0<br>0 |
| 11 Yunel Escobar, R (1, 6)<br>OBP: 0.328, SLG: 0.338 | | B CH 83<br>B SI 90<br>X SI 90<br>2-0<br>F9 | B FF 91<br>X SL 80<br>1-0<br>F8 | | D CH 79<br>1 SAFE<br>C SI 83<br>B CU 66<br>B CH 78<br>B CH 77<br>4-1<br>59<br>G6-4-3<br>1-2<br>BB | | B SI 84<br>X SI 84<br>1-0<br>F7 | B SI 82<br>C CH 77<br>S CH 74<br>X CH 76<br>1-2<br>21<br>G3-6-1<br>1-2<br>2-H<br>1B | | 4 | 0 | 1 | 1 | 1 | 0 | 0 |
| 21 James Loney, L (1, 3)<br>OBP: 0.341, SLG: 0.374 | | C SI 90<br>B SI 91<br>B CU 76<br>C SI 90<br>F SI 91<br>X SI 91<br>2-2<br>59<br>BB<br>11<br>1B<br>1B | B FF 91<br>C SL 82<br>X FF 92<br>1-1<br>1B | | C SL 73<br>F CH 75<br>B SL 73<br>F SL 74<br>B SI 85<br>S SL 72<br>2-3<br>K | | B FF 85<br>C SI 84<br>F SI 83<br>F CH 78<br>F SL 72<br>X SI 84<br>1-2<br>1B | B SI 82<br>X CH 74<br>1-0<br>G3-6-1<br>1-2f | | 5 | 1 | 3 | 0 | 0 | 1 | 4 |
| 59 Curt Casali, R (1, 2)<br>OBP: 0.238, SLG: 0.111 | | F CH 83<br>B FF 90<br>C FF 89<br>D CU 78<br>B CU 76<br>B FF 90<br>4-2<br>11<br>1B<br>8<br>1B<br>1-2<br>BB | B SL 81<br>S FF 92<br>S FF 92<br>C FF 92<br>1-3<br>K | | B SI 84<br>B CH 79<br>B CH 77<br>C SI 85<br>C SI 84<br>1 SAFE<br>F SI 83<br>X CH 76<br>3-2<br>G6-4-3<br>1-2f<br>2-3 | | F CH 78<br>B SI 83<br>B CH 77<br>F SI 84<br>F CH 76<br>D SL 75<br>X SI 83<br>3-2<br>G5-3 | | | 3 | 1 | 0 | 0 | 1 | 1 | 4 |
| 11 Logan Forsythe, R (1, 4)<br>OBP: 0.301, SLG: 0.367 | | C SI 90<br>D CU 76<br>X SI 90<br>1-1<br>18<br>1B<br>8<br>1B<br>5<br>1B<br>1-3<br>2-H<br>1B | C SL 81<br>F FF 92<br>B CU 76<br>D CU 76<br>B CU 76<br>C SL 80<br>3-3<br>K | | | C SI 84<br>B CU 69<br>X SI 83<br>1-1<br>G5-3 | | X SI 82<br>0-0<br>HR | | 4 | 2 | 2 | 2 | 0 | 1 | 1 |
| Inning Stats | R: 2<br>E: 0<br>K: 2<br>S: 13<br>H: 1<br>LOB: 0<br>BB: 1<br>P: 26 | R: 4<br>E: 0<br>K: 0<br>S: 22<br>H: 5<br>LOB: 2<br>BB: 1<br>P: 35 | R: 0<br>E: 0<br>K: 2<br>S: 9<br>H: 1<br>LOB: 1<br>BB: 0<br>P: 15 | R: 0<br>E: 0<br>K: 0<br>S: 13<br>H: 2<br>LOB: 1<br>BB: 0<br>P: 17 | R: 0<br>E: 0<br>K: 1<br>S: 13<br>H: 0<br>LOB: 1<br>BB: 1<br>P: 25 | R: 0<br>E: 0<br>K: 0<br>S: 11<br>H: 1<br>LOB: 2<br>BB: 0<br>P: 16 | R: 0<br>E: 0<br>K: 0<br>S: 12<br>H: 1<br>LOB: 1<br>BB: 0<br>P: 19 | R: 4<br>E: 1<br>K: 1<br>S: 14<br>H: 5<br>LOB: 1<br>BB: 1<br>P: 25 | | 1B: 13<br>2B: 1<br>3B: 0<br>HR: 2<br>SF: 0<br>SAC: 0<br>DP: 3<br>HBP: 2 | | | | | | |

| PITCHER | | IP | WLS | BF | H | R | ER | SO | BB | IBB | HBP | BLK | WP | HR | S | P | ERA | WHIP |
|---|---|---|---|---|---|---|---|---|---|---|---|---|---|---|---|---|---|---|
| 33 C.J. Wilson, L<br>ERA: 4.74 | (1, 1) | 1.1 | L | 12 | 6 | 6 | 6 | 2 | 2 | 0 | 0 | 0 | 0 | 1 | 27 | 50 | 40.50 | 6.000 |
| 46 Cory Rasmus, R<br>ERA: 1.98 | (2, 1) | 1.2 | | 6 | 1 | 0 | 0 | 2 | 0 | 0 | 0 | 0 | 0 | 0 | 17 | 26 | 0.00 | 0.600 |
| 54 Joe Thatcher, L<br>ERA: 3.0 | (4, 1) | 0.1 | | 3 | 2 | 0 | 0 | 0 | 0 | 0 | 0 | 0 | 0 | 0 | 11 | 15 | 0.00 | 6.000 |
| 41 Michael Roth, L<br>ERA: 5.4 | (4, 1) | 4.2 | | 22 | 7 | 4 | 4 | 2 | 1 | 1 | 2 | 0 | 0 | 1 | 52 | 87 | 7.71 | 1.714 |

| PITCHER | IP | WLS | BF | H | R | ER | SO | BB | IBB | HBP | BLK | WP | HR | S | P | ERA | WHIP |
|---|---|---|---|---|---|---|---|---|---|---|---|---|---|---|---|---|---|

# BOTTOM

## Los Angeles Angels @ Tampa Bay Rays

Tropicana Field, St. Petersburg, FL

Sat Aug 02 2014, 7:11 PM - 10:44 PM EDT

Att. 23,656 - Dome - 72 F

livebaseballscorecards.com

| | |
|---|---|
| AB | 37 |
| R | 10 |
| H | 16 |
| RBI | 10 |
| BB | 4 |
| SO | 6 |
| LOB | 18 |

| Batter | 1 | 2 | 3 | 4 | 5 | 6 | 7 | 8 | 9 | AB | R | H | RBI | BB | SO | LOB |
|---|---|---|---|---|---|---|---|---|---|---|---|---|---|---|---|---|
| 56 Kole Calhoun, L (1, 9)<br>OBP: 0.341, SLG: 0.471 | C FF 89<br>B CU 70<br>B FS 81<br>B FF 89<br>B FF 89<br>4-1<br>27 2B<br>BB | C FF 88<br>S FF 88<br>B FF 89<br>X FC 85<br>1-2<br>27 1B<br>1B | X FS 81<br>0-0 ③<br>F8 | | | B SI 90<br>X FF 89<br>1-0 ②<br>G5-3<br>1-2 | | B FC 89<br>X FC 90<br>1-0 ②<br>F8 | | 4 | 1 | 1 | 0 | 1 | 0 | 3 |
| 27 Mike Trout, R (1, 10)<br>OBP: 0.394, SLG: 0.585 | C FF 89<br>C FS 82<br>F FF 89<br>B FF 90<br>X FS 81<br>1-2<br>5 WP 32 1B<br>1-H 2B | C FF 89<br>B FF 88<br>B SL 81<br>X FC 83<br>2-1<br>1-2 1B | | B FF 92<br>S FF 92<br>F FF 93<br>F FF 93<br>C SL 84<br>1-3 ①<br>K | | B CH 80<br>B CH 80<br>C FC 84<br>C FF 90<br>F SI 89<br>X SI 89<br>2-2<br>2-H 1B | | B CU 79<br>B SL 85<br>C FF 92<br>B FF 90<br>B FF 92<br>4-1<br>5 S<br>BB | | 4 | 1 | 3 | 2 | 1 | 1 | 0 |
| 5 Albert Pujols, R (1, 3)<br>OBP: 0.323, SLG: 0.466 | B SL 84<br>F SL 82<br>B SL 82<br>F FF 89<br>B FS 82<br>B SL 81<br>4-2<br>2 1B 32 1B<br>47 1B<br>2-3 BB | B FF 89<br>X SL 80<br>1-0 ①<br>P5 | | X FF 92<br>0-0 ②<br>G4-3 | | 1 SAFE<br>B FF 87<br>B CH 81<br>X FC 84<br>2-0 ③<br>F9 | | D SL 85<br>C SL 85<br>X FF 90<br>1-1 ③<br>G5-3<br>1-2 | | 4 | 1 | 0 | 0 | 1 | 0 | 4 |
| 32 Josh Hamilton, L (1, 8)<br>OBP: 0.360, SLG: 0.441 | B FF 90<br>F FF 89<br>B FF 89<br>B FS 81<br>F FF 89<br>X FS 81<br>3-2<br>47 1B 2 1B<br>6 SF7<br>1-2<br>3-H 1B | B FS 80<br>T FF 89<br>X FF 87<br>1-1 ②<br>F8 | | B CH 84<br>S CH 83<br>B SL 84<br>B FF 92<br>F FF 92<br>F CH 83<br>S CH 83<br>3-3 ③<br>K | | | C FC 82<br>B CU 75<br>B CU 76<br>X FC 84<br>2-1<br>47 1B<br>6 SF9<br>2B | | C SI 95<br>F FF 95<br>C SI 97<br>0-3 ①<br>K | 5 | 2 | 2 | 1 | 0 | 2 | 2 |
| 2 Erick Aybar, S (1, 6)<br>OBP: 0.312, SLG: 0.388 | X FF 89<br>0-0<br>6 SF7 47 1B<br>19 2B<br>1-2<br>2-3 1B | B FF 89<br>B FC 84<br>X FF 88<br>2-0 ③<br>G4-3 | | | B FF 91<br>F FF 92<br>T FF 92<br>B FF 92<br>F SL 84<br>F CH 83<br>X CH 84<br>2-2 ①<br>F7 | | B CH 78<br>X CH 79<br>1-0 ①<br>F9 | | C SI 97<br>F SI 97<br>F SI 98<br>X SI 97<br>0-2 ②<br>F8 | 5 | 1 | 1 | 0 | 0 | 0 | 3 |
| 47 Howie Kendrick, R (1, 4)<br>OBP: 0.343, SLG: 0.384 | F SL 83<br>F FF 88<br>F FF 90<br>F FC 85<br>F FS 83<br>F FF 90<br>F FF 91<br>B FC 85<br>F FS 83<br>2-2 ①<br>B FF 88<br>F FF 90<br>F FF 90<br>X FF 81<br>1-2<br>2-3<br>3-H 1B | | C FC 87<br>B FS 81<br>X SL 81<br>1-1 ①<br>L7 | | C SL 85<br>F FF 92<br>F FF 92<br>X FF 93<br>0-2 ②<br>G1-3 | | X FC 84<br>0-0<br>2-3 1B | | B SI 96<br>F SI 95<br>B SI 97<br>F SI 97<br>B SI 97<br>X SI 97<br>3-2 ③<br>G6-3 | 5 | 0 | 2 | 1 | 0 | 0 | 0 |
| 6 David Freese, R (1, 5)<br>OBP: 0.320, SLG: 0.351<br>8 John McDonald, R (8, 5)<br>OBP: 0.257, SLG: 0.180 | S SL 83<br>X FF 88<br>0-1 ②<br>SF7<br>2-3<br>3-H | | C FF 87<br>C FF 87<br>F FF 88<br>B FS 81<br>X SL 81<br>1-2<br>17 BB<br>1B | | C SL 83<br>S SL 83<br>B SL 84<br>C SL 85<br>1-3 ③<br>K | | C FF 87<br>1 SAFE<br>X FF 88<br>0-1 ②<br>SF9<br>3-H | | | 2<br>0 | 0<br>0 | 1<br>0 | 2<br>0 | 0<br>0 | 1<br>0 | 0<br>0 |
| 19 Efren Navarro, L (1, 7)<br>OBP: 0.355, SLG: 0.435 | B FS 81<br>F FF 89<br>X FF 89<br>1-1<br>3-H 2B | | C SL 81<br>S FS 81<br>X FF 89<br>0-2 ②<br>F7 | | | C FC 85<br>B CU 74<br>C CU 75<br>X SI 90<br>1-2<br>56 S<br>27 1B<br>1B | C CH 81<br>X FF 89<br>0-1 ③<br>G5-3 | | | 4 | 1 | 2 | 1 | 0 | 0 | 2 |
| 17 Chris Iannetta, R (1, 2)<br>OBP: 0.375, SLG: 0.416 | B SL 83<br>S SL 82<br>B FC 84<br>C SL 81<br>S SL 80<br>2-3 ③<br>K | | F SL 81<br>F FC 84<br>B FC 84<br>D FS 81<br>F FS 82<br>F FF 90<br>B FF 89<br>B SL 83<br>4-2<br>1-2 BB | | | C CH 80<br>B SI 88<br>X FC 85<br>1-1 ①<br>L9 | | B SL 85<br>F FF 90<br>X FF 92<br>1-1 ①<br>F9 | | 3 | 0 | 0 | 0 | 1 | 1 | 2 |
| Inning Stats | R: 5 E: 0 K: 1 S: 29<br>H: 5 LOB: 1 BB: 2 P: 46 | R: 0 E: 0 K: 0 S: 9<br>H: 2 LOB: 2 BB: 0 P: 16 | R: 0 E: 0 K: 0 S: 14<br>H: 1 LOB: 2 BB: 1 P: 20 | R: 0 E: 0 K: 2 S: 9<br>H: 0 LOB: 0 BB: 0 P: 13 | R: 0 E: 0 K: 1 S: 12<br>H: 0 LOB: 0 BB: 0 P: 15 | R: 1 E: 0 K: 0 S: 11<br>H: 2 LOB: 1 BB: 0 P: 18 | R: 1 E: 0 K: 0 S: 8<br>H: 2 LOB: 1 BB: 0 P: 11 | R: 0 E: 0 K: 0 S: 6<br>H: 0 LOB: 1 BB: 1 P: 13 | R: 0 E: 0 K: 1 S: 10<br>H: 0 LOB: 0 BB: 0 P: 13 | 1B: 9<br>2B: 3<br>3B: 0<br>HR: 0 | SF: 2<br>SAC: 0<br>DP: 0<br>HBP: 0 | WP: 1<br>PB: 0<br>SB: 2<br>CS: 0 | PA: 42 | | | | |

# TOP

## Los Angeles Angels @ Tampa Bay Rays

Tropicana Field, St. Petersburg, FL

Sun Aug 03 2014, 1:43 PM - 5:47 PM EDT

Att. 25,877 - Dome - 72 F

livebaseballscorecards.com

| | |
|---|---|
| AB | 36 |
| R | 7 |
| H | 12 |
| RBI | 7 |
| BB | 4 |
| SO | 5 |
| LOB | 16 |

| PITCHER | | IP | WLS | BF | H | R | ER | SO | BB | IBB | HBP | BLK | WP | HR | S | P | ERA | WHIP |
|---|---|---|---|---|---|---|---|---|---|---|---|---|---|---|---|---|---|---|
| 23 Jake Odorizzi, R<br>ERA: 4.09 | (1, 1) | 3.0 | L | 19 | 8 | 5 | 5 | 1 | 3 | 0 | 0 | 0 | 1 | 0 | 52 | 82 | 15.00 | 3.667 |
| 49 Kirby Yates, R<br>ERA: 2.66 | (4, 1) | 2.0 | | 6 | 0 | 0 | 0 | 3 | 0 | 0 | 0 | 0 | 0 | 0 | 21 | 28 | 0.00 | 0.000 |
| 38 Jeff Beliveau, L<br>ERA: 2.08 | (6, 1) | 1.1 | | 8 | 4 | 2 | 2 | 0 | 0 | 0 | 0 | 0 | 0 | 0 | 15 | 25 | 13.50 | 3.000 |
| 27 Cesár Ramos, L<br>ERA: 3.88 | (7, 1) | 0.2 | | 2 | 0 | 0 | 0 | 0 | 0 | 0 | 0 | 0 | 0 | 0 | 4 | 4 | 0.00 | 0.000 |
| 50 Grant Balfour, R<br>ERA: 4.79 | (8, 1) | 1.0 | | 4 | 0 | 0 | 0 | 0 | 1 | 0 | 0 | 0 | 0 | 0 | 6 | 13 | 0.00 | 1.000 |

| PITCHER | | IP | WLS | BF | H | R | ER | SO | BB | IBB | HBP | BLK | WP | HR | S | P | ERA | WHIP |
|---|---|---|---|---|---|---|---|---|---|---|---|---|---|---|---|---|---|---|
| 57 Jake McGee, L<br>ERA: 1.47 | (9, 1) | 1.0 | | 3 | 0 | 0 | 0 | 1 | 0 | 0 | 0 | 0 | 0 | 0 | 10 | 13 | 0.00 | 0.000 |

# BOTTOM

## Los Angeles Angels @ Tampa Bay Rays

Tropicana Field, St. Petersburg, FL

Sun Aug 03 2014, 1:43 PM - 5:47 PM EDT

Att. 25,877 - Dome - 72 F

livebaseballscorecards.com

| Batter | 1 | 2 | 3 | 4 | 5 | 6 | 7 | 8 | 9 | AB | R | H | RBI | BB | SO | LOB |
|---|---|---|---|---|---|---|---|---|---|---|---|---|---|---|---|---|
| 39 Kevin Kiermaier, L (1, 8)<br>OBP: 0.346, SLG: 0.510 | C SI 85<br>X FF 84<br>0-1 ① P6 | | C FF 83<br>X CU 68<br>0-1 ① F8 | B CU 70<br>X CH 78<br>1-0 ③ P3 | | B FF 84<br>C SI 85<br>X CH 78<br>1-1 ③ L8 | X SI 88<br>0-0 ③ G4-3 | | | 5 | 0 | 0 | 0 | 0 | 0 | 7 |
| 18 Ben Zobrist, S (1, 9)<br>OBP: 0.364, SLG: 0.426 | C FF 84<br>B CU 68<br>X FF 86<br>1-1 ② G4-3 | | C FF 84<br>B CH 77<br>T CH 78<br>B FF 88<br>S CU 66<br>2-3 ② K | | F FF 84<br>X FF 87<br>0-1 3 SH1-3 20 BB 21 SF8 1B | | C FF 90<br>B CH 84<br>B FF 91<br>X CH 83<br>2-1 ① G3 | B SI 86<br>C SI 86<br>X SI 88<br>1-1 ① F7 | | 5 | 1 | 1 | 0 | 0 | 1 | 0 |
| 20 Matt Joyce, L (1, 10)<br>OBP: 0.371, SLG: 0.431 | B FC 85<br>B FF 85<br>B FF 84<br>C FF 84<br>B FF 85<br>4-1 BB | | F FF 84<br>X SI 84<br>0-1 ③ F7 | | S CH 78<br>B FF 86<br>C CU 70<br>B CH 76<br>1 SAFE<br>B CU 69<br>F FF 84<br>F CU 70<br>B CH 78<br>4-2 3 SH1-3 1-2 BB | | B FF 90<br>B SL 82<br>B FF 92<br>B FF 91<br>4-0 3 1B 21 1B BB | C SI 86<br>B SI 89<br>X SI 87<br>1-1 1B | | 2 | 1 | 1 | 0 | 3 | 0 | 0 |
| 3 Evan Longoria, R (1, 5)<br>OBP: 0.333, SLG: 0.395 | B FF 85<br>B FC 85<br>F FF 85<br>X SL 78<br>2-1 ③ F9 | | | C FC 85<br>S CU 68<br>B CH 74<br>X CH 76<br>1-2 ① F8 | X SL 78<br>0-0 ① SH1-3 1-2 2-3 | | C SL 83<br>T FF 92<br>X SL 82<br>0-2 21 1B 11 WP 1-2 1B | C SL 79<br>F SI 88<br>S SL 80<br>0-3 ② K | | 4 | 1 | 1 | 0 | 0 | 1 | 2 |
| 21 James Loney, L (1, 3)<br>OBP: 0.343, SLG: 0.380 | | B FF 85<br>X SI 84<br>1-0 2B | | B FC 86<br>X FC 86<br>1-0 11 1B 11 1B 28 SF8 1B | B FF 87<br>B FF 87<br>B CU 70<br>S CH 78<br>C SI 85<br>X CH 78<br>3-2 ② SF8 3-H | | B FF 91<br>C FF 92<br>X SL 82<br>1-1 11 1B 11 WP 35 BB 1-3 2-H 1B | 1 SAFE<br>T FF 88<br>B FF 89<br>1 SAFE<br>B SL 79<br>X SI 89<br>2-1 ③ G6-3 | | 4 | 2 | 3 | 2 | 0 | 0 | 1 |
| 11 Yunel Escobar, R (1, 6)<br>OBP: 0.329, SLG: 0.338 | | B FF 86<br>B FC 84<br>X FC 84<br>2-0 ① G5-3 | | B CU 67<br>B CU 68<br>S CH 75<br>C SL 77<br>X CU 69<br>2-2 5 BB 11 1B 1-2 1B | C SL 80<br>B FF 84<br>F FF 84<br>X CH 77<br>1-2 ③ F8 | | C FF 96<br>F FF 96<br>B FF 97<br>B CU 86<br>X FF 95<br>2-2 35 BB 11 BB 1-3 3-H 1B | | B SI 88<br>B SI 89<br>C SI 89<br>F SL 82<br>B SL 81<br>C SL 82<br>3-3 ① K | 5 | 0 | 2 | 0 | 0 | 1 | 2 |
| 11 Logan Forsythe, R (1, 4)<br>OBP: 0.308, SLG: 0.374 | | C SL 78<br>F SL 81<br>F CU 67<br>B FC 88<br>X CH 74<br>1-2 ② F8 | | D CH 77<br>X SL 76<br>1-0 5 BB 1-2 2-3 1B | | B FC 83<br>B SL 79<br>F FC 85<br>X CH 76<br>2-1 28 G4-3 2B | B FF 96<br>1 SAFE<br>F FF 95<br>F FC 85<br>B CU 83<br>F FF 96<br>F CU 83<br>F FF 95<br>D CU 83<br>F FF 96<br>4-2 F CH 84<br>F CU 85<br>F FF 96<br>F FF 94<br>B FF 95<br>1-2 35 BB BB | | X SI 89<br>0-0 ② G6-3 | 4 | 0 | 2 | 0 | 1 | 0 | 1 |
| 28 José Molina, R (1, 2)<br>OBP: 0.243, SLG: 0.201<br>1 Sean Rodríguez, R (7, PH)<br>OBP: 0.281, SLG: 0.491 (8, 7) | | B FC 86<br>B SL 79<br>B FC 84<br>C FC 85<br>S FC 86<br>B FC 85<br>4-2 BB | | S SL 77<br>X SL 80<br>0-1 ② SF8 3-H | F FC 86<br>B FC 84<br>C SL 77<br>F CU 70<br>B FC 86<br>X SL 78<br>2-2 ① G4-3 2-3 | C FF 96<br>F FF 95<br>F CU 85<br>F FF 95<br>D CU 84<br>T FF 95<br>1-2 ② K | | | C SI 88<br>S SL 82<br>B SL 83<br>X SL 83<br>1-2 ③ G6-3 | 1<br>2 | 0<br>0 | 0<br>0 | 1<br>0 | 1<br>0 | 0<br>0 | 1<br>3 |
| 5 Brandon Guyer, R (1, 7)<br>OBP: 0.352, SLG: 0.364<br>35 Cole Figueroa, L (7, PH)<br>OBP: 0.235, SLG: 0.207<br>59 Curt Casali, R (8, 2)<br>OBP: 0.238, SLG: 0.111 | | F SL 78<br>F SL 78<br>B FC 85<br>B FC 86<br>S SL 78<br>2-3 ③ K | | C CH 76<br>C CH 78<br>B FC 87<br>B SL 81<br>B CH 76<br>F SL 78<br>F CU 69<br>F FC 86<br>B FC 84<br>4-2 1-2 2-3 BB | | S FC 85<br>S FC 86<br>T FC 85<br>0-2 ② K | C SL 79<br>F FF 89<br>B SL 80<br>F FF 90<br>F FF 89<br>B SL 81<br>B SL 80<br>B SI 88<br>4-2 1-2 2-3 3-H BB | | | 2<br>0<br>0 | 0<br>0<br>0 | 0<br>0<br>0 | 0<br>1<br>0 | 1<br>1<br>0 | 2<br>0<br>0 | 3<br>0<br>0 |
| Inning Stats | R: 0<br>E: 0<br>K: 0<br>S: 7<br>H: 0<br>LOB: 1<br>BB: 1<br>P: 14 | R: 0<br>E: 0<br>K: 1<br>S: 11<br>H: 1<br>LOB: 2<br>BB: 1<br>P: 21 | R: 0<br>E: 0<br>K: 1<br>S: 7<br>H: 0<br>LOB: 0<br>BB: 0<br>P: 9 | R: 1<br>E: 0<br>K: 0<br>S: 16<br>H: 3<br>LOB: 3<br>BB: 1<br>P: 26 | R: 1<br>E: 0<br>K: 0<br>S: 13<br>H: 1<br>LOB: 1<br>BB: 1<br>P: 21 | R: 0<br>E: 0<br>K: 1<br>S: 11<br>H: 1<br>LOB: 1<br>BB: 0<br>P: 16 | R: 3<br>E: 0<br>K: 1<br>S: 29<br>H: 3<br>LOB: 3<br>BB: 3<br>P: 47 | R: 0<br>E: 0<br>K: 1<br>S: 9<br>H: 1<br>LOB: 1<br>BB: 0<br>P: 13 | R: 0<br>E: 0<br>K: 1<br>S: 7<br>H: 0<br>LOB: 0<br>BB: 0<br>P: 11 | 1B: 8<br>2B: 2<br>3B: 0<br>HR: 0<br>SF: 2<br>SAC: 1<br>DP: 0<br>HBP: 0 | | | | | | |

| | AB | 34 |
|---|---|---|
| | R | 5 |
| | H | 10 |
| | RBI | 4 |
| | BB | 7 |
| | SO | 6 |
| | LOB | 20 |

| PITCHER | | IP | WLS | BF | H | R | ER | SO | BB | IBB | HBP | BLK | WP | HR | S | P | ERA | WHIP |
|---|---|---|---|---|---|---|---|---|---|---|---|---|---|---|---|---|---|---|
| 36 Jered Weaver, R<br>ERA: 3.59 | (1, 1) | 6.0 | W | 28 | 6 | 2 | 2 | 3 | 4 | 0 | 0 | 0 | 0 | 0 | 65 | 107 | 3.00 | 1.667 |
| 39 Jason Grilli, R<br>ERA: 4.11 | (7, 1) | 0.1 | | 4 | 2 | 3 | 3 | 0 | 1 | 0 | 0 | 0 | 0 | 0 | 7 | 14 | 81.00 | 9.000 |
| 40 Kevin Jepsen, R<br>ERA: 1.75 | (7, 1) | 0.1 | H | 3 | 1 | 0 | 0 | 1 | 1 | 0 | 0 | 0 | 1 | 0 | 17 | 24 | 0.00 | 6.000 |
| 38 Joe Smith, R<br>ERA: 1.87 | (7, 1) | 1.1 | H | 6 | 1 | 0 | 0 | 1 | 1 | 0 | 0 | 0 | 0 | 0 | 14 | 22 | 0.00 | 1.500 |
| 16 Huston Street, R<br>ERA: 0.9 | (9, 1) | 1.0 | S | 3 | 0 | 0 | 0 | 1 | 0 | 0 | 0 | 0 | 0 | 0 | 7 | 11 | 0.00 | 0.000 |

| PITCHER | IP | WLS | BF | H | R | ER | SO | BB | IBB | HBP | BLK | WP | HR | S | P | ERA | WHIP |
|---|---|---|---|---|---|---|---|---|---|---|---|---|---|---|---|---|---|

WP: 1 PA: 44
PB: 0
SB: 0
CS: 0

| Batter | 1 | 2 | 3 | 4 | 5 | 6 | 7 | 8 | 9 | 10 | AB | R | H | RBI | BB | SO | LOB |
|---|---|---|---|---|---|---|---|---|---|---|---|---|---|---|---|---|---|
| 8 Desmond Jennings, R (1, 8)<br>OBP: 0.325, SLG: 0.381 | B FF 94<br>X FF 94<br>1-0<br>G4-3 | | C SL 87<br>C FC 92<br>B FS 86<br>B FF 95<br>X FF 94<br>2-2<br>1B | | C FF 95<br>B SL 88<br>S FF 96<br>X FF 97<br>1-2<br>20 S<br>18 BB<br>1B<br>3-H | | F SL 84<br>F FF 95<br>S SL 88<br>0-3<br>K | | | C SL 86<br>L CH 87<br>C FF 95<br>0-3<br>K | 5 | 0 | 2 | 1 | 0 | 2 | 0 |
| 18 Ben Zobrist, S (1, 7)<br>OBP: 0.362, SLG: 0.422 | C FF 93<br>F SI 94<br>B FC 92<br>X FF 95<br>1-2<br>G6-3 | | 1 SAFE<br>C FF 95<br>X FC 93<br>0-1<br>F7 | | B FC 93<br>B FF 95<br>1 SAFE<br>1 SAFE<br>S FF 95<br>1 SAFE<br>C FC 91<br>1 SAFE<br>F FC 92<br>4-2<br>F FF 96<br>B SI 94<br>F FC 92<br>F FC 93<br>B FC 92<br>1-2<br>20 S<br>BB | | | B SI 89<br>C SI 89<br>X CH 77<br>1-1<br>L9 | F SI 95<br>F FF 94<br>X FF 95<br>0-2<br>G3 | 4 | 0 | 0 | 0 | 1 | 0 | 1 |
| 20 Matt Joyce, L (1, 10)<br>OBP: 0.365, SLG: 0.423 | C SI 94<br>S FC 93<br>B FS 86<br>X FS 84<br>1-2<br>G4-3 | | B FF 94<br>1 SAFE<br>C FC 93<br>1 SAFE<br>X FC 93<br>1-1<br>P5 | | F FC 92<br>B FS 85<br>C SL 88<br>B FF 95<br>F SL 88<br>S FC 92<br>2-3<br>K<br>1-2<br>2-3 | | | C SL 81<br>X FF 89<br>0-1<br>L9 | | C SL 86<br>S CH 89<br>S CH 87<br>0-3<br>K | 5 | 0 | 0 | 0 | 0 | 2 | 3 |
| 3 Evan Longoria, R (1, 5)<br>OBP: 0.333, SLG: 0.401 | | B FC 92<br>B FF 93<br>X FC 93<br>2-0<br>HR | | B FF 93<br>B SL 86<br>B FF 94<br>C FF 94<br>C FF 95<br>X FF 94<br>3-2<br>G6-3 | | X SI 94<br>0-0<br>E5<br>11<br>F9 | | C SL 81<br>X SI 89<br>0-1<br>G3 | | | 4 | 1 | 1 | 1 | 0 | 0 | 0 |
| 21 James Loney, L (1, 3)<br>OBP: 0.345, SLG: 0.381<br>1 Sean Rodríguez, R (9, PR)<br>OBP: 0.281, SLG: 0.491<br>(9, 3) | | B FF 93<br>B FF 93<br>F FF 94<br>B FF 93<br>X FF 94<br>3-1<br>11<br>FC6-4<br>1B | | B FC 92<br>X FC 92<br>1-0<br>G4-3 | | F FC 91<br>X FF 93<br>0-1<br>P5 | | | C FF 93<br>F FF 93<br>X FF 95<br>0-2<br>11<br>E<br>11<br>SH1-4<br>5<br>FC1-2<br>1B | 4<br>0 | 0<br>0 | 2<br>0 | 0<br>0 | 0<br>0 | 0<br>0 | 1<br>0 |
| 11 Logan Forsythe, R (1, 4)<br>OBP: 0.304, SLG: 0.369 | | B FF 94<br>X FF 94<br>1-0<br>FC6-4<br>11<br>S<br>1-2f | | B SL 86<br>B FF 95<br>X FF 93<br>2-0<br>G6-3 | | C SL 87<br>B FF 94<br>X SL 86<br>1-1<br>F9<br>2-3 | | | C FF 93<br>X FF 94<br>0-1<br>SH1-4<br>1-2 | 3 | 0 | 0 | 0 | 0 | 0 | 2 |
| 11 Yunel Escobar, R (1, 6)<br>OBP: 0.325, SLG: 0.334 | | 1 SAFE<br>B SL 87<br>S FC 94<br>B FF 94<br>F SL 86<br>D FS 85<br>S SI 94<br>3-3<br>K<br>1-2 | | B SL 87<br>B FF 94<br>C SI 94<br>X SL 85<br>2-1<br>L8 | | D SL 86<br>C FF 94<br>F FF 94<br>B FC 93<br>X FF 94<br>2-2<br>G4-3 | | | X FF 94<br>0-0<br>E6<br>5<br>FC1-2<br>2-3 | 4 | 0 | 0 | 0 | 1 | 4 | 4 |
| 28 José Molina, R (1, 2)<br>OBP: 0.240, SLG: 0.198<br>5 Brandon Guyer, R (9, PH)<br>OBP: 0.350, SLG: 0.362<br>59 Curt Casali, R (9, 2)<br>OBP: 0.238, SLG: 0.111 | | C FF 93<br>B SL 87<br>C FF 95<br>B FF 94<br>X FF 94<br>2-2<br>P4 | | S SI 95<br>C FF 95<br>F SL 88<br>F FF 96<br>X SI 95<br>0-2<br>G4-3 | | B SL 84<br>C FF 92<br>X SL 85<br>1-1<br>G1-3 | | S FF 93<br>X FF 94<br>0-1<br>FC1-2<br>1-2<br>3-H | 3<br>1<br>0 | 0<br>0<br>0 | 0<br>0<br>0 | 0<br>0<br>0 | 0<br>0<br>0 | 0<br>0<br>0 | 1<br>2<br>0 |
| 39 Kevin Kiermaier, L (1, 9)<br>OBP: 0.344, SLG: 0.515 | | | B FF 92<br>F FF 92<br>C SL 88<br>B FF 94<br>B FC 90<br>X SI 93<br>3-2<br>G4-3 | | B SL 85<br>X FF 94<br>1-0<br>8<br>1B<br>3B | | B FC 90<br>C SL 84<br>B FC 91<br>X SI 93<br>2-1<br>G4-3 | | B FF 93<br>S FF 95<br>F FF 94<br>B FF 95<br>S FF 95<br>2-3<br>K | 4 | 1 | 1 | 0 | 0 | 1 | 2 |
| Inning Stats | R: 0<br>E: 0<br>K: 0<br>S: 7<br>H: 0<br>LOB: 0<br>BB: 0<br>P: 10 | R: 1<br>E: 0<br>K: 1<br>S: 10<br>H: 2<br>LOB: 1<br>BB: 0<br>P: 21 | R: 0<br>E: 0<br>K: 0<br>S: 10<br>H: 1<br>LOB: 1<br>BB: 0<br>P: 16 | R: 0<br>E: 0<br>K: 0<br>S: 5<br>H: 0<br>LOB: 0<br>BB: 0<br>P: 11 | R: 1<br>E: 0<br>K: 1<br>S: 21<br>H: 2<br>LOB: 2<br>BB: 1<br>P: 31 | R: 0<br>E: 1<br>K: 0<br>S: 8<br>H: 0<br>LOB: 1<br>BB: 0<br>P: 11 | R: 0<br>E: 0<br>K: 1<br>S: 7<br>H: 0<br>LOB: 0<br>BB: 0<br>P: 10 | R: 0<br>E: 0<br>K: 0<br>S: 6<br>H: 0<br>LOB: 0<br>BB: 0<br>P: 7 | R: 0<br>E: 1<br>K: 1<br>S: 11<br>H: 1<br>LOB: 2<br>BB: 0<br>P: 13 | R: 0<br>E: 0<br>K: 2<br>S: 9<br>H: 0<br>LOB: 0<br>BB: 0<br>P: 9 | 1B: 4<br>2B: 0<br>3B: 1<br>HR: 1<br>SF: 0<br>SAC: 1<br>DP: 0<br>HBP: 0 | | | | | | |

| PITCHER | | IP | WLS | BF | H | R | ER | SO | BB | IBB | HBP | BLK | WP | HR | S | P | ERA | WHIP |
|---|---|---|---|---|---|---|---|---|---|---|---|---|---|---|---|---|---|---|
| 29 Jeff Samardzija, R<br>ERA: 2.91 | (1, 1) | 7.0 | | 28 | 5 | 2 | 2 | 3 | 1 | 0 | 0 | 0 | 0 | 1 | 68 | 110 | 2.57 | 0.857 |
| 44 Luke Gregerson, R<br>ERA: 1.88 | (8, 1) | 1.0 | | 3 | 0 | 0 | 0 | 0 | 0 | 0 | 0 | 0 | 0 | 0 | 6 | 7 | 0.00 | 0.000 |
| 62 Sean Doolittle, L<br>ERA: 2.54 | (9, 1) | 1.0 | | 5 | 1 | 0 | 0 | 1 | 0 | 0 | 0 | 0 | 0 | 0 | 11 | 13 | 0.00 | 1.000 |
| 48 Ryan Cook, R<br>ERA: 2.48 | (10, 1) | 1.0 | W | 3 | 0 | 0 | 0 | 2 | 0 | 0 | 0 | 0 | 0 | 0 | 9 | 9 | 0.00 | 0.000 |

| PITCHER | IP | WLS | BF | H | R | ER | SO | BB | IBB | HBP | BLK | WP | HR | S | P | ERA | WHIP |
|---|---|---|---|---|---|---|---|---|---|---|---|---|---|---|---|---|---|

# TOP

## Tampa Bay Rays @ Oakland Athletics

O.co Coliseum, Oakland, CA

Mon Aug 04 2014, 10:08 PM - 2:05 AM EDT

Att. 18,479 - Partly Cloudy - 66 F

livebaseballscorecards.com

| | |
|---|---|
| AB | 37 |
| R | 2 |
| H | 6 |
| RBI | 2 |
| BB | 1 |
| SO | 6 |
| LOB | 16 |

WP: 0 PA: 39
PB: 0
SB: 3
CS: 0

# Tampa Bay Rays @ Oakland Athletics

O.co Coliseum, Oakland, CA

Mon Aug 04 2014, 10:08 PM - 2:05 AM EDT

Att. 18,479 - Partly Cloudy - 66 F

livebaseballscorecards.com

| Batter | 1 | 2 | 3 | 4 | 5 | 6 | 7 | 8 | 9 | 10 | AB | R | H | RBI | BB | SO | LOB |
|---|---|---|---|---|---|---|---|---|---|---|---|---|---|---|---|---|---|
| 23 Sam Fuld, L (1, 8) (8, 7)<br>OBP: 0.354, SLG: 0.362 | B FF 90<br>F FF 91<br>B KC 81<br>B CH 87<br>B FF 91<br>4-1<br>37 BB<br>20 S<br>BB | X FF 90<br>0-0 ②<br>F7 | | C CH 86<br>X KC 80<br>0-1 ①<br>G3<br>1-2 | | 1 SAFE<br>C FF 90<br>1 SAFE<br>1 SAFE<br>X CH 86<br>0-1<br>20 1B<br>1-2<br>1B | C CH 80<br>B CH 81<br>F FF 92<br>S FF 93<br>1-3 ③<br>K | | | C FF 93<br>C SL 83<br>X FF 93<br>0-2<br>20 BB<br>5 S<br>36 1B<br>1B | 5 | 1 | 2 | 0 | 1 | 1 | 6 |
| 5 John Jaso, L (1, 10)<br>OBP: 0.349, SLG: 0.445 | T FF 90 ①<br>F CH 88<br>F CH 87<br>B FF 91<br>1 SAFE<br>X FF 90<br>1-2<br>L9 | H KC 81<br>1-0<br>1-2<br>2-3<br>HBP | | B KC 81<br>D CH 88<br>X CH 86<br>2-0 ②<br>F9<br>2-3 | | X CH 87<br>0-0 ②<br>F9 | | C CH 80<br>F CH 80<br>B FF 92<br>B FF 93<br>X FF 93<br>2-2 ①<br>L4 | | S SL 84<br>D SL 84<br>C FF 93<br>1 SAFE<br>1 SAFE<br>1 SAFE<br>B FF 91<br>B SL 85<br>F SL 84<br>4-2<br>B CU 80<br>36 1B<br>20 BB<br>1-2<br>BB | 4 | 0 | 0 | 0 | 1 | 0 | 4 |
| 20 Josh Donaldson, R (1, 5)<br>OBP: 0.330, SLG: 0.456 | D KC 81<br>C CH 86<br>D CH 86<br>B CH 88<br>B CH 87<br>4-1<br>37 BB<br>1-2<br>BB | C CH 88<br>B FF 91<br>C FF 91<br>X CH 88<br>1-2 ③<br>G6-3 | | B FF 91<br>B CH 88<br>F FF 91<br>S CH 88<br>S CH 87<br>2-3 ③<br>K | | D CH 87<br>T CH 86<br>F SI 90<br>F CH 86<br>D CH 86<br>X CH 87<br>2-2<br>1-3<br>2-H<br>1B | | C FF 92<br>C FF 92<br>S FF 93<br>0-3 ②<br>K | | B FF 92<br>C SL 84<br>C FF 92<br>D SL 86<br>B FF 93<br>F FF 93<br>B FF 92<br>4-2<br>36 1B<br>1-2<br>2-3<br>BB | 4 | 0 | 1 | 1 | 2 | 2 | 4 |
| 37 Brandon Moss, L (1, 7) (8, 3)<br>OBP: 0.332, SLG: 0.487 | B CH 87<br>B FF 90<br>B FF 91<br>B FF 91<br>4-0<br>1-2<br>2-3<br>BB | | F CH 88<br>B FF 91<br>C KC 80<br>X KC 81<br>1-2 ①<br>G4-3 | | B KC 79<br>F KC 79<br>B CH 86<br>F CH 85<br>F CH 87<br>S CH 86<br>2-3 ①<br>K | B FS 81<br>C FS 82<br>F FF 89<br>F FS 82<br>X FS 82<br>1-2 ③<br>L9 | | F CH 80<br>S FF 93<br>B CH 81<br>S FF 92<br>1-3 ③<br>K | | B FF 91<br>S FF 93<br>F FF 92<br>B FF 92<br>F SL 84<br>S FF 92<br>2-3 ②<br>K | 5 | 0 | 0 | 0 | 1 | 3 | 5 |
| 36 Derek Norris, R (1, 2)<br>OBP: 0.396, SLG: 0.471 | C FF 90<br>X FF 91<br>0-1 ②<br>F9 | | C FF 90<br>B KC 80<br>B KC 80<br>F CH 87<br>T FF 92<br>2-2 ②<br>K | | F CH 85<br>B KC 81<br>X CH 87<br>1-1<br>8<br>FC6<br>1B | | C CU 77<br>F FF 90<br>F FF 89<br>X FS 82<br>0-2 ①<br>G6-3 | | B FF 95<br>B FF 94<br>X FF 96<br>2-0 ①<br>F8 | F SL 85<br>S SL 84<br>X SL 83<br>0-2<br>1-2<br>2-3<br>3-H<br>1B | 6 | 0 | 2 | 1 | 0 | 1 | 3 |
| 16 Josh Reddick, L (1, 9)<br>OBP: 0.311, SLG: 0.436 | D CH 88<br>X CH 87<br>1-0 ③<br>G4-3 | | X KC 81<br>0-0<br>8<br>2B<br>1B | | F CH 87<br>S CH 86<br>B FF 91<br>X CH 87<br>1-2 ②<br>P5 | | B CU 77<br>B CU 76<br>F FS 81<br>B FS 82<br>F FF 88<br>S FS 80<br>3-3 ②<br>K | | F FF 95<br>F FF 97<br>B SI 97<br>F FF 98<br>F SI 97<br>F SI 97<br>B SI 98<br>X FF 99<br>2-2 ②<br>F8 | | 5 | 1 | 1 | 0 | 0 | 1 | 4 |
| 8 Jed Lowrie, S (1, 6)<br>OBP: 0.322, SLG: 0.357 | | B FF 90<br>B SI 90<br>F FF 90<br>S FF 92<br>X CH 87<br>2-2<br>5 HBP<br>28 BB<br>1B<br>B FF 90<br>F FF 90<br>1 SAFE<br>1 SAFE<br>1 SAFE<br>X FF 89<br>1-1<br>1-H<br>2B | | B CH 87<br>F KC 79<br>X CH 86<br>1-1 ③<br>FC6<br>1-2f | | B FF 88<br>B CU 76<br>F FF 89<br>B FF 89<br>X FF 89<br>3-1<br>15 IBB<br>4 BB<br>1B | | B FF 96<br>B FF 95<br>B FF 95<br>B FF 95<br>4-0<br>BB | | 4 | 0 | 3 | 1 | 1 | 0 | 1 |
| 21 Stephen Vogt, L (1, 3)<br>OBP: 0.351, SLG: 0.485<br>4 Coco Crisp, S (7, PH)<br>OBP: 0.373, SLG: 0.415 (8, 8) | | F FF 90<br>1 SAFE<br>C FF 90<br>F FF 91<br>1 SAFE<br>F CH 88<br>C KC 81<br>0-3 ①<br>K | B CH 87<br>C CH 88<br>B FF 91<br>F CH 87<br>X CH 87<br>2-2 ③<br>F7 | | | B FF 90<br>C CH 86<br>X CH 86<br>1-1 ①<br>G4-3 | B CU 77<br>B FS 80<br>B FS 81<br>B FF 89<br>4-0<br>15 IBB<br>1-2<br>BB | | B FF 95<br>S FF 95<br>B FF 97<br>B FF 94<br>C FF 95<br>F SI 96<br>F FF 97<br>S FF 97<br>3-3 ③<br>K | | 3 | 0 | 0 | 0 | 0 | 1 | 2 |
| 28 Eric Sogard, L (1, 4)<br>OBP: 0.283, SLG: 0.245<br>15 Jonny Gomes, R (7, PH)<br>OBP: 0.335, SLG: 0.357<br>7 Alberto Callaspo, S (8, 4)<br>OBP: 0.302, SLG: 0.301 | | B SI 91<br>B FF 91<br>B FF 90<br>B SI 90<br>4-0<br>5 HBP<br>1-2<br>BB | | X FF 89<br>0-0<br>5 F9<br>23 G3<br>1B | | C FF 91<br>X CH 87<br>0-1<br>23 1B<br>20 1B<br>1B | D FS 83<br>B FS 81<br>I IN 80<br>I IN 82<br>4-0<br>1-2<br>2-3<br>IBB | | | B FF 92<br>B FF 93<br>C FF 93<br>F FF 92<br>X CU 81<br>2-2 ①<br>L7 | 2<br>0<br>1 | 1<br>0<br>0 | 2<br>0<br>0 | 0<br>0<br>0 | 1<br>1<br>0 | 0<br>0<br>0 | 0<br>0<br>0 |
| Inning Stats | R: 0<br>E: 0<br>K: 0<br>S: 9<br>H: 0<br>LOB: 3<br>BB: 3<br>P: 23 | R: 0<br>E: 0<br>K: 1<br>S: 12<br>H: 1<br>LOB: 3<br>BB: 1<br>P: 20 | R: 1<br>E: 0<br>K: 1<br>S: 12<br>H: 2<br>LOB: 1<br>BB: 0<br>P: 18 | R: 0<br>E: 0<br>K: 1<br>S: 7<br>H: 1<br>LOB: 1<br>BB: 0<br>P: 11 | R: 0<br>E: 0<br>K: 1<br>S: 11<br>H: 1<br>LOB: 1<br>BB: 0<br>P: 16 | R: 1<br>E: 0<br>K: 0<br>S: 15<br>H: 3<br>LOB: 2<br>BB: 0<br>P: 19 | R: 0<br>E: 0<br>K: 2<br>S: 12<br>H: 1<br>LOB: 3<br>BB: 2<br>P: 27 | R: 0<br>E: 0<br>K: 2<br>S: 9<br>H: 0<br>LOB: 0<br>BB: 0<br>P: 12 | R: 0<br>E: 0<br>K: 1<br>S: 12<br>H: 0<br>LOB: 1<br>BB: 1<br>P: 23 | R: 1<br>E: 0<br>K: 1<br>S: 19<br>H: 2<br>LOB: 3<br>BB: 2<br>P: 31 | 1B: 10<br>2B: 1<br>3B: 0<br>HR: 0<br>SF: 0<br>SAC: 0<br>DP: 0<br>HBP: 1 | WP: 0<br>PB: 0<br>SB: 2<br>CS: 0<br>PA: 50 | | | | | |

| PITCHER | | IP | WLS | BF | H | R | ER | SO | BB | IBB | HBP | BLK | WP | HR | S | P | ERA | WHIP |
|---|---|---|---|---|---|---|---|---|---|---|---|---|---|---|---|---|---|---|
| 53 Alex Cobb, R<br>ERA: 3.52 | (1, 1) | 5.2 | | 30 | 8 | 2 | 2 | 4 | 4 | 0 | 1 | 0 | 0 | 0 | 62 | 102 | 3.18 | 2.118 |
| 62 Joel Peralta, R<br>ERA: 3.77 | (6, 1) | 1.0 | | 6 | 1 | 0 | 0 | 1 | 1 | 1 | 0 | 0 | 0 | 0 | 13 | 28 | 0.00 | 2.000 |
| 26 Brad Boxberger, R<br>ERA: 2.0 | (7, 1) | 1.1 | | 4 | 0 | 0 | 0 | 3 | 0 | 0 | 0 | 0 | 0 | 0 | 12 | 16 | 0.00 | 0.000 |
| 57 Jake McGee, L<br>ERA: 1.44 | (9, 1) | 1.0 | | 4 | 0 | 0 | 0 | 1 | 1 | 0 | 0 | 0 | 0 | 0 | 12 | 23 | 0.00 | 1.000 |
| 50 Grant Balfour, R<br>ERA: 4.93 | (10, 1) | 0.2 | L | 6 | 2 | 1 | 1 | 1 | 2 | 0 | 0 | 0 | 0 | 0 | 19 | 31 | 13.50 | 6.000 |

| PITCHER | IP | WLS | BF | H | R | ER | SO | BB | IBB | HBP | BLK | WP | HR | S | P | ERA | WHIP |
|---|---|---|---|---|---|---|---|---|---|---|---|---|---|---|---|---|---|

| | |
|---|---|
| AB | 40 |
| R | 3 |
| H | 11 |
| RBI | 3 |
| BB | 9 |
| SO | 10 |
| LOB | 30 |

# Tampa Bay Rays @ Oakland Athletics

O.co Coliseum, Oakland, CA

Tue Aug 05 2014, 10:09 PM - 1:17 AM EDT

Att. 16,335 - Overcast - 65 F

TOP

livebaseballscorecards.com

| Batter | 1 | 2 | 3 | 4 | 5 | 6 | 7 | 8 | 9 | AB | R | H | RBI | BB | SO | LOB |
|---|---|---|---|---|---|---|---|---|---|---|---|---|---|---|---|---|
| 8 Desmond Jennings, R (1, 8)<br>OBP: 0.327, SLG: 0.379 | C FF 93<br>B SL 82<br>C SL 82<br>X FF 92<br>1-2 ① F7 | | B CU 74<br>B CU 76<br>B SI 92<br>B FF 92<br>4-0 18 FC5-4 BB | | B FF 92<br>B FF 91<br>F FF 90<br>S FF 92<br>F FF 93<br>B CH 86<br>F FF 91<br>B FF 91<br>4-2 18 FC6-5 18 WP BB | | F FF 94<br>C FF 95<br>C SL 85<br>0-3 ① K | | | 2 | 0 | 0 | 0 | 2 | 1 | 0 |
| 18 Ben Zobrist, S (1, 7)<br>OBP: 0.358, SLG: 0.417 | B CU 78<br>B FF 93<br>C FF 92<br>C CU 77<br>X CU 78<br>2-2 ② G4-3 | | B FF 92<br>1 SAFE<br>F FF 92<br>1 SAFE<br>X FF 92<br>1-1 ① FC5-4 20 1B<br>1-2f | | F SI 91<br>1 SAFE<br>B FF 92<br>F FF 92<br>B CU 78<br>X FF 93<br>2-2 ① FC6-5 3 1B<br>1-3 | | X FF 95<br>0-0 ② F7 | | | 4 | 0 | 0 | 0 | 0 | 0 | 2 |
| 20 Matt Joyce, L (1, 10)<br>OBP: 0.364, SLG: 0.421 | B CU 78<br>F FF 93<br>C SL 83<br>F FF 94<br>B FF 94<br>X CU 76<br>2-2 ③ G6-3 | | X FF 92<br>0-0 3 G6-4-3<br>1-2 1B | | C CU 77<br>S SL 82<br>B CU 77<br>F FF 93<br>S CH 85<br>1-3 ② K | | X SL 84<br>0-0 ③ G6-3 | | | 4 | 0 | 1 | 0 | 0 | 1 | 1 |
| 3 Evan Longoria, R (1, 5)<br>OBP: 0.332, SLG: 0.400 | | C SL 82<br>C SL 82<br>B FF 93<br>B FF 92<br>F SL 82<br>C CU 76<br>2-3 ① K | X SL 83<br>0-0 ② ③ G6-4-3<br>1-2f | | C FF 93<br>F FF 93<br>1 SAFE<br>X FF 93<br>0-2 1-3 1B | | | B SI 89<br>B SI 89<br>C SI 88<br>F SI 88<br>F SL 81<br>X SI 90<br>2-2 ① F8 | | 4 | 0 | 1 | 0 | 0 | 1 | 2 |
| 21 James Loney, L (1, 3)<br>OBP: 0.344, SLG: 0.380 | | C FF 93<br>X FF 93<br>0-1 ② L7 | | C FF 91<br>C FF 93<br>X SI 92<br>0-2 11 G5-4-3 1B | B FF 93<br>B SI 93<br>F FF 93<br>C SL 83<br>X FF 94<br>2-2 ③ P5 | | | B SI 89<br>X FF 88<br>1-0 ② G4-3 | | 4 | 0 | 1 | 0 | 0 | 0 | 2 |
| 11 Yunel Escobar, R (1, 6)<br>OBP: 0.327, SLG: 0.334 | | C CU 76<br>X SL 82<br>0-1 35 1B 1B | | X FF 92<br>0-0 ① ② G5-4-3<br>1-2f | | B FF 91<br>B FF 91<br>B FF 90<br>B FF 91<br>4-0 BB | | C SL 81<br>B CH 77<br>X FF 88<br>1-1 ③ L8 | | 3 | 0 | 1 | 0 | 1 | 0 | 1 |
| 35 Cole Figueroa, L (1, 4)<br>OBP: 0.270, SLG: 0.250<br>11 Logan Forsythe, R (9, PH)<br>OBP: 0.303, SLG: 0.367 | | C FF 91<br>B CU 77<br>X FF 94<br>1-1 59 BB<br>1-3 1B | | C FF 92<br>B CU 76<br>B CU 76<br>F FF 92<br>X FF 92<br>2-2 59 1B 1B | C FF 90<br>B CU 76<br>1 SAFE<br>B FF 91<br>X FF 91<br>2-1 ① L8 | | | | C FF 93<br>F FF 93<br>S FF 93<br>0-3 ① K | 3<br>1 | 0<br>0 | 2<br>0 | 0<br>0 | 0<br>0 | 0<br>1 | 1<br>0 |
| 59 Curt Casali, R (1, 2)<br>OBP: 0.280, SLG: 0.143 | | D SL 83<br>B FF 91<br>1 SAFE<br>F FF 92<br>B SL 83<br>F FF 92<br>D CU 78<br>4-2 1-2 BB | | 1 SAFE<br>1 SAFE<br>C SL 83<br>P PO 89<br>B FF 92<br>1 SAFE<br>X FF 93<br>2-1 1-2 1B | 1 SAFE<br>D CU 77<br>X SI 90<br>1-0 ② L5 | | | | B FF 93<br>B FF 92<br>X FF 93<br>2-0 ② P6 | 3 | 0 | 1 | 0 | 1 | 0 | 1 |
| 39 Kevin Kiermaier, L (1, 9)<br>OBP: 0.339, SLG: 0.507<br>1 Sean Rodríguez, R (9, PH)<br>OBP: 0.279, SLG: 0.488 | | D CU 78<br>S FF 93<br>X FF 93<br>1-1 ③ G4-3 | | B CU 77<br>X FF 92<br>1-0 ③ F8 | | B SL 81<br>F SI 90<br>S SL 83<br>1 SAFE<br>S SL 83<br>1-3 ③ K | | | S FF 93<br>C FF 94<br>B FF 94<br>B FF 93<br>F FF 92<br>X FF 94<br>2-2 ③ G4-3 | 3<br>1 | 0<br>0 | 0<br>0 | 0<br>0 | 0<br>0 | 1<br>0 | 6<br>0 |
| Inning Stats | R: 0 H: 0<br>E: 0 LOB: 0<br>K: 0 BB: 0<br>S: 10 P: 15 | R: 0 H: 2<br>E: 0 LOB: 3<br>K: 1 BB: 1<br>S: 14 P: 22 | R: 0 H: 1<br>E: 0 LOB: 1<br>K: 0 BB: 1<br>S: 4 P: 9 | R: 0 H: 3<br>E: 0 LOB: 2<br>K: 0 BB: 0<br>S: 11 P: 15 | R: 0 H: 1<br>E: 0 LOB: 2<br>K: 1 BB: 1<br>S: 17 P: 26 | R: 0 H: 0<br>E: 0 LOB: 1<br>K: 1 BB: 1<br>S: 6 P: 14 | R: 0 H: 0<br>E: 0 LOB: 0<br>K: 1 BB: 0<br>S: 5 P: 5 | R: 0 H: 0<br>E: 0 LOB: 0<br>K: 0 BB: 0<br>S: 7 P: 11 | R: 0 H: 0<br>E: 0 LOB: 0<br>K: 1 BB: 0<br>S: 8 P: 12 | 1B: 7 SF: 0<br>2B: 0 SAC: 0<br>3B: 0 DP: 2<br>HR: 0 HBP: 0 | | | | | | |

| | AB | 32 |
|---|---|---|
| | R | 0 |
| | H | 7 |
| | RBI | 0 |
| | BB | 4 |
| | SO | 5 |
| | LOB | 16 |

WP: 1 PA: 36
PB: 0
SB: 0
CS: 0

| PITCHER | | IP | WLS | BF | H | R | ER | SO | BB | IBB | HBP | BLK | WP | HR | S | P | ERA | WHIP |
|---|---|---|---|---|---|---|---|---|---|---|---|---|---|---|---|---|---|---|
| 40 Jason Hammel, R<br>ERA: 3.7 | (1, 1) | 5.2 | W | 26 | 7 | 0 | 0 | 2 | 4 | 0 | 0 | 0 | 1 | 0 | 59 | 97 | 0.00 | 1.941 |
| 39 Eric O'Flaherty, L<br>ERA: 1.8 | (6, 1) | 0.1 | H | 1 | 0 | 0 | 0 | 1 | 0 | 0 | 0 | 0 | 0 | 0 | 3 | 4 | 0.00 | 0.000 |
| 48 Ryan Cook, R<br>ERA: 2.41 | (7, 1) | 1.0 | H | 3 | 0 | 0 | 0 | 1 | 0 | 0 | 0 | 0 | 0 | 0 | 5 | 5 | 0.00 | 0.000 |
| 44 Luke Gregerson, R<br>ERA: 1.84 | (8, 1) | 1.0 | H | 3 | 0 | 0 | 0 | 0 | 0 | 0 | 0 | 0 | 0 | 0 | 7 | 11 | 0.00 | 0.000 |
| 62 Sean Doolittle, L<br>ERA: 2.49 | (9, 1) | 1.0 | S | 3 | 0 | 0 | 0 | 1 | 0 | 0 | 0 | 0 | 0 | 0 | 8 | 12 | 0.00 | 0.000 |

| PITCHER | | IP | WLS | BF | H | R | ER | SO | BB | IBB | HBP | BLK | WP | HR | S | P | ERA | WHIP |
|---|---|---|---|---|---|---|---|---|---|---|---|---|---|---|---|---|---|---|

| Batter | 1 | 2 | 3 | 4 | 5 | 6 | 7 | 8 | 9 | AB | R | H | RBI | BB | SO | LOB |
|---|---|---|---|---|---|---|---|---|---|---|---|---|---|---|---|---|
| 4 Coco Crisp, S (1, 10)<br>OBP: 0.374, SLG: 0.413 | B SI 86<br>X SI 88<br>1-0<br>F7 ① | | C SI 91<br>B KC 78<br>C KC 77<br>C SI 90<br>1-3<br>K ③ | | D KC 75<br>X SI 89<br>1-0<br>E9<br>2-H<br>1B | B CU 74<br>C FF 87<br>B CU 75<br>I IN 75<br>I IN 74<br>4-1<br>1-2<br>2-3<br>IBB | | T CU 71<br>X FF 90<br>0-1<br>L6-5<br>3-3<br>② ③ | | 4 | 0 | 1 | 1 | 1 | 1 | 2 |
| 23 Sam Fuld, L (1, 8)<br>OBP: 0.352, SLG: 0.360 | C SI 89<br>C KC 76<br>B KC 78<br>F KC 78<br>C SI 90<br>1-3<br>K ② | | | C KC 74<br>F FC 83<br>X KC 77<br>0-2<br>35 S<br>20 WP<br>1B | F KC 74<br>C SI 89<br>B SI 92<br>F FC 83<br>D KC 78<br>S FC 83<br>2-3<br>K ② | C FF 88<br>B FC 84<br>F FF 89<br>F CU 74<br>X CU 74<br>1-2<br>G4-3 ③ | | | | 4 | 0 | 1 | 0 | 0 | 2 | 4 |
| 20 Josh Donaldson, R (1, 5)<br>OBP: 0.331, SLG: 0.458 | B SI 89<br>C SI 89<br>S FC 84<br>B SI 91<br>B KC 79<br>F SI 91<br>X SI 91<br>3-2<br>15 WP<br>2B | | | D KC 74<br>F SI 89<br>S CH 80<br>B SI 91<br>B CH 80<br>B KC 77<br>4-2<br>1-2<br>35 S<br>BB | S KC 76<br>D KC 75<br>D CH 79<br>X KC 76<br>2-1<br>G5-3 ③ | | C FF 91<br>S FF 93<br>B SL 83<br>B SL 83<br>X FF 92<br>2-2<br>L8 ① | | 3 | 0 | 1 | 0 | 1 | 0 | 1 |
| 15 Jonny Gomes, R (1, 7)<br>OBP: 0.333, SLG: 0.355 | B KC 76<br>C FC 82<br>C SI 90<br>B KC 77<br>F SI 91<br>F KC 78<br>B SI 91<br>S SI 90<br>3-3<br>2-3<br>K ③ | | | F KC 76<br>F SI 90<br>F KC 77<br>1 SAFE<br>X SI 90<br>0-2<br>F7 ① | | S SI 87<br>B SI 89<br>S CH 78<br>F SI 91<br>F KC 75<br>B KC 76<br>X SI 91<br>2-2<br>L8 ① | C SL 83<br>B SL 85<br>X FF 92<br>1-1<br>1B | | 4 | 0 | 1 | 0 | 0 | 1 | 3 |
| 36 Derek Norris, R (1, 2)<br>OBP: 0.394, SLG: 0.467 | | C KC 75<br>B SI 89<br>F FC 83<br>B SI 90<br>B KC 77<br>X SI 90<br>3-2<br>G4-3 ① | | B SI 90<br>D CH 79<br>F SI 91<br>F FC 82<br>B SI 91<br>S FC 84<br>3-3<br>K ② | | F SI 89<br>X SI 91<br>0-1<br>35 E<br>1B | F FF 92<br>B SL 84<br>C SL 84<br>S SL 84<br>1-3<br>K ② | | 4 | 1 | 1 | 0 | 0 | 2 | 3 |
| 35 Nate Freiman, R (1, 3)<br>OBP: 0.282, SLG: 0.417 | | C KC 76<br>S SI 90<br>S SI 91<br>0-3<br>K ② | | S KC 76<br>D KC 77<br>F SI 90<br>B SI 91<br>I IN 61<br>I IN 64<br>4-2<br>1-2<br>2-3<br>IBB | | B KC 75<br>B SI 88<br>S SI 88<br>F SI 90<br>X SI 90<br>2-2<br>E6<br>16 1B<br>1-H<br>2B | C SL 84<br>C FF 92<br>B SL 81<br>1 SAFE<br>1 SAFE<br>S SL 84<br>1-3<br>K ③ | | 3 | 1 | 1 | 1 | 1 | 2 | 1 |
| 16 Josh Reddick, L (1, 9)<br>OBP: 0.316, SLG: 0.439 | | S SI 91<br>S FC 86<br>X FC 84<br>0-2<br>7 CS<br>1B | | F KC 76<br>F SI 91<br>B SI 91<br>X KC 78<br>1-2<br>P4 ③ | | F CU 73<br>F FF 89<br>X SI 90<br>0-2<br>4 PB<br>28 BB<br>3-H<br>1B | | C SL 82<br>X FF 90<br>0-1<br>CI<br>28 SH5-4<br>7 1B<br>4 L6-5 | | 3 | 0 | 2 | 1 | 0 | 0 | 3 |
| 7 Alberto Callaspo, S (1, 4)<br>OBP: 0.304, SLG: 0.304 | | B SI 90<br>C KC 76<br>1 SAFE<br>F KC 77<br>1 SAFE<br>1-2<br>CS ③<br>1-2 | C FC 82<br>B CH 78<br>B SI 89<br>X SI 89<br>2-1<br>L7 ① | | C SI 85<br>X SI 88<br>0-1<br>28 SH1-3<br>4 E<br>1B | C SI 89<br>D FC 85<br>X FC 84<br>1-1<br>F8 ② | | C FF 89<br>D CU 69<br>X FF 90<br>1-1<br>28 SH5-4<br>1-2<br>1B | | 4 | 1 | 2 | 0 | 0 | 0 | 1 |
| 28 Eric Sogard, L (1, 6)<br>OBP: 0.285, SLG: 0.243 | | | B SI 89<br>C SI 89<br>X KC 76<br>1-1<br>P3 ② | | C SI 87<br>1 SAFE<br>X FC 80<br>0-1<br>SH1-3 ①<br>1-2 | B SI 89<br>B FF 88<br>B SI 88<br>C FF 88<br>B FF 88<br>4-1<br>4 PB<br>1-2<br>BB | | B FF 90<br>X FF 90<br>1-0<br>SH5-4 ①<br>1-2<br>2-3 | | 1 | 0 | 0 | 0 | 1 | 0 | 0 |
| Inning Stats | R: 0<br>E: 0<br>K: 2<br>S: 14<br>H: 1<br>LOB: 1<br>BB: 0<br>P: 22 | R: 0<br>E: 0<br>K: 1<br>S: 11<br>H: 1<br>LOB: 0<br>BB: 0<br>P: 15 | R: 0<br>E: 0<br>K: 1<br>S: 7<br>H: 0<br>LOB: 0<br>BB: 0<br>P: 11 | R: 0<br>E: 0<br>K: 1<br>S: 17<br>H: 1<br>LOB: 3<br>BB: 2<br>P: 29 | R: 1<br>E: 1<br>K: 1<br>S: 11<br>H: 2<br>LOB: 1<br>BB: 0<br>P: 16 | R: 2<br>E: 1<br>K: 0<br>S: 21<br>H: 3<br>LOB: 3<br>BB: 2<br>P: 35 | R: 0<br>E: 0<br>K: 2<br>S: 11<br>H: 1<br>LOB: 1<br>BB: 0<br>P: 16 | R: 0<br>E: 1<br>K: 0<br>S: 7<br>H: 1<br>LOB: 1<br>BB: 0<br>P: 9 | | 1B: 8<br>2B: 3<br>3B: 0<br>HR: 0<br>SF: 0<br>SAC: 2<br>DP: 1<br>HBP: 0 | | | | | | |

| PITCHER | | IP | WLS | BF | H | R | ER | SO | BB | IBB | HBP | BLK | WP | HR | S | P | ERA | WHIP |
|---|---|---|---|---|---|---|---|---|---|---|---|---|---|---|---|---|---|---|
| 33 Drew Smyly, L<br>ERA: 3.98 | (1, 1) | 5.1 | L | 24 | 7 | 3 | 3 | 6 | 1 | 1 | 0 | 0 | 2 | 0 | 70 | 107 | 5.06 | 1.500 |
| 38 Jeff Beliveau, L<br>ERA: 1.93 | (6, 1) | 0.2 | | 5 | 1 | 0 | 0 | 0 | 1 | 1 | 0 | 0 | 0 | 0 | 11 | 21 | 0.00 | 3.000 |
| 49 Kirby Yates, R<br>ERA: 2.53 | (7, 1) | 1.0 | | 4 | 1 | 0 | 0 | 2 | 0 | 0 | 0 | 0 | 0 | 0 | 11 | 16 | 0.00 | 1.000 |
| 27 Cesár Ramos, L<br>ERA: 3.82 | (8, 1) | 1.0 | | 4 | 1 | 0 | 0 | 0 | 0 | 0 | 0 | 0 | 0 | 0 | 7 | 9 | 0.00 | 1.000 |

| PITCHER | IP | WLS | BF | H | R | ER | SO | BB | IBB | HBP | BLK | WP | HR | S | P | ERA | WHIP |
|---|---|---|---|---|---|---|---|---|---|---|---|---|---|---|---|---|---|

# BOTTOM

# Tampa Bay Rays @ Oakland Athletics

O.co Coliseum, Oakland, CA

Tue Aug 05 2014, 10:09 PM - 1:17 AM EDT

Att. 16,335 - Overcast - 65 F

livebaseballscorecards.com

| | |
|---|---|
| AB | 30 |
| R | 3 |
| H | 10 |
| RBI | 3 |
| BB | 4 |
| SO | 8 |
| LOB | 18 |

WP: 2 PA: 38
PB: 1
SB: 2
CS: 1

# Tampa Bay Rays @ Oakland Athletics

O.co Coliseum, Oakland, CA

Wed Aug 06 2014, 3:38 PM - 6:48 PM EDT

Att. 21,513 - Cloudy - 75 F

TOP

livebaseballscorecards.com

| Batter | 1 | 2 | 3 | 4 | 5 | 6 | 7 | 8 | 9 | AB | R | H | RBI | BB | SO | LOB |
|---|---|---|---|---|---|---|---|---|---|---|---|---|---|---|---|---|
| 8 Desmond Jennings, R (1, 8)<br>OBP: 0.325, SLG: 0.377 | X FF 93<br>0-0 ① F9 | C CU 84<br>B CU 83<br>X FF 94<br>1-1 ③ G4-3 | | B SI 92<br>B FF 93<br>B SI 91<br>C FF 92<br>X FF 93<br>3-1 ① F8 | D CU 81<br>X SI 93<br>1-0<br>18 1B<br>1-3<br>2-H<br>3-H<br>1B | | C FC 90<br>B FC 90<br>F SI 93<br>S FC 91<br>1-3 ③ K | | | 5 | 0 | 1 | 2 | 0 | 1 | 2 |
| 18 Ben Zobrist, S (1, 7)<br>OBP: 0.363, SLG: 0.426 | C FF 94<br>F CH 88<br>X FF 95<br>0-2<br>2B | | B CH 87<br>B FF 92<br>C SI 90<br>B CU 81<br>B FF 93<br>4-1<br>21 BB 20 BB<br>11 FC3-2<br>BB | B FF 93<br>C FF 92<br>S SI 90<br>X SI 94<br>1-2<br>3<br>1B<br>2B | B FC 91<br>B CH 85<br>X FF 92<br>2-0<br>20 G5-6-3<br>1-3<br>3-H<br>1B | | | X SI 91<br>0-0 ① G4-3 | | 4 | 1 | 3 | 1 | 1 | 0 | 0 |
| 20 Matt Joyce, L (1, 10)<br>OBP: 0.362, SLG: 0.416 | X FF 94<br>0-0 ② F9 | | 1 SAFE<br>1 SAFE<br>B CH 86<br>1 SAFE<br>B CH 86<br>B FF 93<br>B FF 93<br>4-0<br>11 FC3-2 21 BB<br>1-2<br>BB | S CH 88<br>S CH 86<br>B CH 84<br>B CU 82<br>B CU 79<br>F CH 86<br>C FF 93<br>3-3 ② K | C CH 84<br>B FC 91<br>S CH 84<br>F CU 77<br>B FC 92<br>X SI 94<br>2-2 ② ③ G5-6-3<br>1-2f | | | C SI 91<br>B CH 85<br>B FC 90<br>B CU 76<br>F FC 91<br>X FC 90<br>3-2 ② F7 | | 4 | 0 | 0 | 0 | 1 | 1 | 4 |
| 3 Evan Longoria, R (1, 5)<br>OBP: 0.333, SLG: 0.398 | B CU 84<br>B SI 95<br>B SI 94<br>C SI 95<br>F SI 95<br>B SI 95<br>4-2<br>BB | | C SI 92<br>S CU 81<br>D CU 81<br>D SI 94<br>C SI 94<br>2-3 ① K | X CU 79<br>0-0<br>21 1B<br>2-H<br>1B | | B FC 91<br>C CH 85<br>X CU 77<br>1-1 ① F7 | | B FC 92<br>F SI 93<br>B FC 91<br>F CU 76<br>F FC 90<br>S FC 90<br>2-3 ③ K | | 4 | 0 | 1 | 1 | 1 | 2 | 2 |
| 21 James Loney, L (1, 3)<br>OBP: 0.347, SLG: 0.381 | X SI 94<br>0-0 ③ L8 | | B CH 88<br>F FF 93<br>C CU 82<br>D SL 84<br>B CU 82<br>B CU 82<br>4-2<br>11 FC3-2<br>1-2<br>2-3<br>BB | X FF 93<br>0-0 ③<br>1-3<br>1B | | B FF 93<br>F CH 86<br>B FC 92<br>X CU 76<br>2-1 ② F8 | | | X SI 93<br>0-0<br>35 FC4-6<br>1B | 4 | 0 | 2 | 0 | 1 | 0 | 2 |
| 11 Yunel Escobar, R (1, 6)<br>OBP: 0.328, SLG: 0.335 | | C FF 91<br>S CU 81<br>B CU 82<br>B SL 84<br>B SI 94<br>F SI 93<br>X SI 94<br>3-2<br>28 SH1-4 35 1B<br>39 G4-3<br>1B | B SI 92<br>X SI 94<br>1-0 ②<br>FC3-2<br>1-2<br>2-3<br>3-Hf | | B FF 90<br>X FF 91<br>1-0<br>35 E 35 FC3<br>8<br>1B<br>1B | C FF 91<br>C FF 93<br>B FF 93<br>B CH 87<br>X FC 91<br>2-2 ③ G4-3 | | | B SI 89<br>B SI 91<br>S SI 88<br>B SI 90<br>X SI 89<br>3-1 ① F8 | 5 | 2 | 2 | 0 | 0 | 0 | 4 |
| 35 Cole Figueroa, L (1, 4)<br>OBP: 0.262, SLG: 0.243 | | X SI 94<br>0-0<br>39 G4-3 28 SH1-4<br>1-2<br>1B | C CU 81<br>B FF 93<br>B FF 93<br>X FF 93<br>2-1 ③ F9 | | 1 SAFE<br>B FF 91<br>1 SAFE<br>D CU 79<br>C FF 92<br>1 SAFE<br>C SI 91<br>X SI 92<br>2-2<br>FC3<br>39 HBP<br>8<br>1B<br>1-3 | | X SI 91<br>0-0 ① F8 | | C KC 78<br>B KC 79<br>X KC 77<br>1-1 ② FC4-6<br>28 BB<br>1-2f | 5 | 1 | 1 | 0 | 0 | 0 | 5 |
| 28 José Molina, R (1, 2)<br>OBP: 0.250, SLG: 0.206 | | D CU 83<br>L SI 94<br>X SI 94<br>1-1 ① SH1-4<br>1-2<br>2-3 | | F SI 92<br>X SI 94<br>0-1<br>39 HR<br>1B | S CU 81<br>D CU 82<br>3 SAFE<br>L CU 82<br>S CU 82<br>1-3 ① K | | B SI 92<br>B SI 92<br>C FC 90<br>X FC 89<br>2-1<br>1B | | B SI 90<br>B SI 89<br>B SI 91<br>C FF 90<br>F FF 91<br>F FF 92<br>B FF 92<br>4-2<br>1-2<br>BB | 3 | 1 | 2 | 0 | 1 | 1 | 2 |
| 39 Kevin Kiermaier, L (1, 9)<br>OBP: 0.341, SLG: 0.517 | | B FF 94<br>X SI 90<br>1-0 ② G4-3<br>2-3<br>3-H | | X CH 87<br>0-0<br>1-H<br>HR | C SI 93<br>H FF 92<br>1-1<br>8 1B 18 1B<br>1-2<br>HBP | | C SI 91<br>C CU 74<br>C FC 90<br>0-3 ② K | | C KC 79<br>C SI 94<br>F SI 94<br>F KC 81<br>F SI 94<br>C CH 74<br>0-3 ③ K | 4 | 2 | 1 | 3 | 0 | 2 | 4 |

| Inning Stats | 1 | 2 | 3 | 4 | 5 | 6 | 7 | 8 | 9 |
|---|---|---|---|---|---|---|---|---|---|
| | R: 0<br>E: 0<br>K: 0<br>S: 8<br>H: 1<br>LOB: 2<br>BB: 1<br>P: 12 | R: 1<br>E: 0<br>K: 0<br>S: 10<br>H: 2<br>LOB: 1<br>BB: 0<br>P: 16 | R: 0<br>E: 0<br>K: 1<br>S: 9<br>H: 0<br>LOB: 3<br>BB: 3<br>P: 26 | R: 3<br>E: 0<br>K: 1<br>S: 14<br>H: 5<br>LOB: 2<br>BB: 0<br>P: 21 | R: 3<br>E: 1<br>K: 1<br>S: 14<br>H: 3<br>LOB: 1<br>BB: 0<br>P: 24 | R: 0<br>E: 0<br>K: 0<br>S: 7<br>H: 0<br>LOB: 0<br>BB: 0<br>P: 12 | R: 0<br>E: 0<br>K: 2<br>S: 9<br>H: 1<br>LOB: 1<br>BB: 0<br>P: 12 | R: 0<br>E: 0<br>K: 1<br>S: 8<br>H: 0<br>LOB: 0<br>BB: 0<br>P: 13 | R: 0<br>E: 0<br>K: 1<br>S: 14<br>H: 1<br>LOB: 2<br>BB: 1<br>P: 22 |

1B: 10 SF: 0
2B: 2 SAC: 1
3B: 0 DP: 1
HR: 1 HBP: 1

WP: 0 PA: 45
PB: 0
SB: 0
CS: 0

| | AB | 38 |
|---|---|---|
| | R | 7 |
| | H | 13 |
| | RBI | 7 |
| | BB | 5 |
| | SO | 7 |
| | LOB | 25 |

| PITCHER | | IP | WLS | BF | H | R | ER | SO | BB | IBB | HBP | BLK | WP | HR | S | P | ERA | WHIP |
|---|---|---|---|---|---|---|---|---|---|---|---|---|---|---|---|---|---|---|
| 54 Sonny Gray, R<br>ERA: 2.87 | (1, 1) | 4.1 | L | 28 | 10 | 7 | 6 | 3 | 4 | 0 | 1 | 0 | 0 | 1 | 50 | 90 | 12.46 | 3.231 |
| 60 Jesse Chavez, R<br>ERA: 3.31 | (5, 1) | 3.2 | | 12 | 2 | 0 | 0 | 3 | 0 | 0 | 0 | 0 | 0 | 0 | 29 | 46 | 0.00 | 0.545 |
| 56 Fernando Abad, L<br>ERA: 1.79 | (9, 1) | 1.0 | | 5 | 1 | 0 | 0 | 1 | 1 | 0 | 0 | 0 | 0 | 0 | 14 | 22 | 0.00 | 2.000 |

| PITCHER | IP | WLS | BF | H | R | ER | SO | BB | IBB | HBP | BLK | WP | HR | S | P | ERA | WHIP |
|---|---|---|---|---|---|---|---|---|---|---|---|---|---|---|---|---|---|

# Tampa Bay Rays @ Oakland Athletics

O.co Coliseum, Oakland, CA

Wed Aug 06 2014, 3:38 PM - 6:48 PM EDT

Att. 21,513 - Cloudy - 75 F

livebaseballscorecards.com

## BOTTOM

| Batter | 1 | 2 | 3 | 4 | 5 | 6 | 7 | 8 | 9 | AB | R | H | RBI | BB | SO | LOB |
|---|---|---|---|---|---|---|---|---|---|---|---|---|---|---|---|---|
| 4 Coco Crisp, S (1, 8)<br>OBP: 0.372, SLG: 0.410 | C FF 90<br>B FF 92<br>X CH 80<br>1-1 ① L7 | | | C CU 71<br>B CU 76<br>S CH 80<br>F FF 91<br>B CH 80<br>X CH 80<br>2-2 1B | | B FF 91<br>C FF 91<br>B FF 91<br>F CH 81<br>B FF 91<br>X FF 90<br>3-2 ② F7 | | | B FF 91<br>C FF 91<br>C FF 92<br>B SL 84<br>F CU 82<br>C FF 92<br>2-3 ① K | 4 | 0 | 1 | 0 | 0 | 1 | 0 |
| 5 John Jaso, L (1, 2)<br>OBP: 0.347, SLG: 0.440 | X FF 90<br>0-0 ② L8 | | | C FF 91<br>B CU 75<br>B FF 91<br>X FF 91<br>2-1 ① L7 | | C CU 73<br>B CU 76<br>B FF 91<br>H FF 90<br>3-1 HBP | | | X FF 91<br>0-0 ② L9 | 3 | 0 | 0 | 0 | 0 | 0 | 1 |
| 20 Josh Donaldson, R (1, 5)<br>OBP: 0.331, SLG: 0.456 | C FF 90<br>C CU 75<br>B CU 78<br>C CH 81<br>1-3 ③ K | | | B CH 79<br>C FF 90<br>F CU 75<br>B CH 78<br>1 SAFE<br>1 SAFE<br>C CU 77<br>2-3 ② K | | B CH 80<br>S CH 81<br>S CH 82<br>B FF 91<br>X CH 81<br>2-2 ③ F8 | | | C FF 93<br>C FF 92<br>F FF 92<br>X FF 93<br>0-2 37 BB 16 2B 1B | 4 | 1 | 1 | 0 | 0 | 2 | 2 |
| 37 Brandon Moss, L (1, 3)<br>OBP: 0.331, SLG: 0.483 | | B CH 78<br>C CH 80<br>X CU 74<br>1-1 ① G6-3 | | B FF 91<br>B CH 81<br>S CH 80<br>F CU 74<br>F FF 91<br>B CH 81<br>S CH 80<br>3-3 ③ K | | | C CU 74<br>B CH 81<br>B FF 91<br>X CH 80<br>2-1 ① F9 | | S SL 86<br>S FF 92<br>B FF 92<br>B FF 90<br>D SL 85<br>B FF 90<br>4-2 1-2 16 2B BB | 3 | 1 | 0 | 0 | 1 | 1 | 1 |
| 16 Josh Reddick, L (1, 9)<br>OBP: 0.315, SLG: 0.440 | | C CH 80<br>X FF 92<br>0-1 ② F7 | | | B CH 78<br>X CH 79<br>1-0 ① G3 | | C FF 91<br>B SI 91<br>F CH 80<br>X CU 78<br>1-2 ② G6-3 | | B SL 83<br>B FF 90<br>C FF 91<br>S FF 91<br>X FF 91<br>2-2 1-H 2-H 2B | 4 | 0 | 1 | 2 | 0 | 0 | 0 |
| 7 Alberto Callaspo, S (1, 4)<br>OBP: 0.301, SLG: 0.300 | | B FF 90<br>F FF 90<br>B CU 75<br>F FF 91<br>X FF 91<br>2-2 ③ P4 | | | B CU 73<br>C CH 79<br>B FF 90<br>X FF 90<br>2-1 ② F7 | | B FF 90<br>C CH 79<br>C CU 76<br>X CU 78<br>1-2 ③ L8 | | X FF 91<br>0-0 ③ G6-3 | 4 | 0 | 0 | 0 | 0 | 0 | 1 |
| 21 Stephen Vogt, L (1, 10)<br>OBP: 0.345, SLG: 0.476 | | | C FF 90<br>F FF 91<br>B CU 76<br>X FF 91<br>1-2 ① P5 | | C CH 80<br>S CH 80<br>B FF 91<br>B CH 81<br>X CH 80<br>2-2 ③ F9 | | | F FF 89<br>B FF 90<br>B CU 77<br>B FF 89<br>X FF 89<br>3-1 ① P5 | | 3 | 0 | 0 | 0 | 0 | 0 | 0 |
| 23 Sam Fuld, L (1, 7)<br>OBP: 0.348, SLG: 0.355 | | | C FF 90<br>B CH 79<br>B CH 79<br>S CH 79<br>F FF 91<br>F FF 90<br>B CH 81<br>X FF 90<br>3-2 ② G4-3 | | | C FF 89<br>F FF 90<br>F FF 91<br>F CU 78<br>B CH 81<br>X FF 91<br>1-2 ① L9 | | B CU 76<br>B FF 89<br>C FF 88<br>F FF 89<br>B FS 82<br>F FF 89<br>X FF 89<br>3-2 ② P5 | | 3 | 0 | 0 | 0 | 0 | 0 | 0 |
| 28 Eric Sogard, L (1, 6)<br>OBP: 0.286, SLG: 0.261 | | | X FF 91<br>0-0 ③ F8 | | | B CH 78<br>X SI 90<br>1-0 HR | | C FF 90<br>C CU 77<br>B FS 83<br>F FS 82<br>F FS 82<br>F FF 89<br>F FS 80<br>T FS 82<br>1-2 ③ K | | 3 | 1 | 1 | 1 | 0 | 1 | 0 |
| Inning Stats | R: 0 E: 0 K: 1 S: 6<br>H: 0 LOB: 0 BB: 0 P: 8 | R: 0 E: 0 K: 0 S: 7<br>H: 0 LOB: 0 BB: 0 P: 10 | R: 0 E: 0 K: 0 S: 9<br>H: 0 LOB: 0 BB: 0 P: 13 | R: 0 E: 0 K: 2 S: 13<br>H: 1 LOB: 1 BB: 0 P: 22 | R: 0 E: 0 K: 0 S: 6<br>H: 0 LOB: 0 BB: 0 P: 11 | R: 1 E: 0 K: 0 S: 13<br>H: 1 LOB: 1 BB: 0 P: 23 | R: 0 E: 0 K: 0 S: 8<br>H: 0 LOB: 0 BB: 0 P: 12 | R: 0 E: 0 K: 1 S: 13<br>H: 0 LOB: 0 BB: 0 P: 20 | R: 2 E: 0 K: 1 S: 15<br>H: 2 LOB: 1 BB: 1 P: 23 | 1B: 2<br>2B: 1<br>3B: 0<br>HR: 1 | SF: 0<br>SAC: 0<br>DP: 0<br>HBP: 1 | WP: 0<br>PB: 0<br>SB: 0<br>CS: 0 | PA: 33 | | | |

| AB | 31 |
|---|---|
| R | 3 |
| H | 4 |
| RBI | 3 |
| BB | 1 |
| SO | 5 |
| LOB | 5 |

| PITCHER | | IP | WLS | BF | H | R | ER | SO | BB | IBB | HBP | BLK | WP | HR | S | P | ERA | WHIP |
|---|---|---|---|---|---|---|---|---|---|---|---|---|---|---|---|---|---|---|
| 58 Jeremy Hellickson, R<br>ERA: 2.61 | (1, 1) | 7.0 | W | 24 | 2 | 1 | 1 | 3 | 0 | 0 | 1 | 0 | 0 | 1 | 62 | 99 | 1.29 | 0.286 |
| 62 Joel Peralta, R<br>ERA: 3.68 | (8, 1) | 1.0 | | 3 | 0 | 0 | 0 | 1 | 0 | 0 | 0 | 0 | 0 | 0 | 13 | 20 | 0.00 | 0.000 |
| 50 Grant Balfour, R<br>ERA: 5.23 | (9, 1) | 1.0 | | 6 | 2 | 2 | 2 | 1 | 1 | 0 | 0 | 0 | 0 | 0 | 15 | 23 | 18.00 | 3.000 |

| PITCHER | IP | WLS | BF | H | R | ER | SO | BB | IBB | HBP | BLK | WP | HR | S | P | ERA | WHIP |
|---|---|---|---|---|---|---|---|---|---|---|---|---|---|---|---|---|---|

# Tampa Bay Rays @ Chicago Cubs

Wrigley Field, Chicago, IL

Fri Aug 08 2014, 3:07 PM - 6:35 PM CDT

Att. 34,937 - Sunny - 77 F

livebaseballscorecards.com

| Batter | 1 | 2 | 3 | 4 | 5 | 6 | 7 | 8 | 9 | 10 | AB | R | H | RBI | BB | SO | LOB |
|---|---|---|---|---|---|---|---|---|---|---|---|---|---|---|---|---|---|
| 8 Desmond Jennings, R (1, 8)<br>OBP: 0.326, SLG: 0.385 | C FF 88<br>B SL 79<br>B CH 82<br>S SI 90<br>S FF 90<br>2-3<br>K | B SL 81<br>C SL 80<br>F CH 82<br>B FF 90<br>B FF 90<br>X FF 89<br>3-2<br>HR | X SL 81<br>0-0<br>G5-3 | B FF 95<br>F FF 95<br>B SI 95<br>S SL 81<br>S SL 82<br>2-3<br>K | C SL 84<br>C FF 96<br>B SL 84<br>F SL 84<br>X FF 96<br>1-2<br>18<br>1B<br>39<br>1B<br>1B | 5 | 2 | 2 | 1 | 0 | 2 | 0 |
| 18 Ben Zobrist, S (1, 9)<br>OBP: 0.366, SLG: 0.431 (8, 7) | C CU 75<br>X FF 90<br>0-1<br>5<br>BB<br>1B | C SL 80<br>B CH 82<br>C CH 81<br>X FF 91<br>1-2<br>F8 | B CH 80<br>C CH 80<br>X SL 83<br>1-1<br>L8 | B FF 95<br>C FF 94<br>X SI 95<br>1-1<br>20<br>1B<br>2B | C SI 95<br>1 SAFE<br>1 SAFE<br>X SL 88<br>0-1<br>39<br>1B<br>1-3<br>1B | 5 | 1 | 3 | 0 | 0 | 0 | 0 |
| 5 Brandon Guyer, R (1, 7)<br>OBP: 0.349, SLG: 0.358<br>39 Kevin Kiermaier, L (8, PH)<br>OBP: 0.342, SLG: 0.517 (8, 9) | B FF 89<br>T FF 89<br>C FF 89<br>1 SAFE<br>F FF 90<br>B FF 89<br>1 SAFE<br>1 SAFE<br>B SL 82<br>4-2<br>F FF 89<br>F FF 90<br>B CH 82<br>1-2<br>BB | L CH 81<br>B FF 90<br>B CU 73<br>B SL 80<br>C FF 88<br>X FF 89<br>3-2<br>P2 | C SL 82<br>B SL 82<br>X FF 89<br>1-1<br>F9 | B FF 95<br>B SL 82<br>F SL 83<br>D SL 82<br>F SI 96<br>S SL 82<br>3-3<br>K<br>20<br>1B | C SI 94<br>X SI 94<br>0-1<br>1-2<br>3-H<br>1B | 2 | 0 | 0 | 0 | 1 | 0 | 0 |
| | | | | | | 2 | 0 | 1 | 1 | 0 | 1 | 1 |
| 3 Evan Longoria, R (1, 5)<br>OBP: 0.329, SLG: 0.394 | X FF 89<br>0-0<br>L5 | C FF 89<br>S SI 90<br>B FF 90<br>S CH 82<br>1-3<br>K | B CH 82<br>F FF 88<br>F CH 81<br>X FF 90<br>1-2<br>L7 | C SI 94<br>S FF 96<br>S SL 83<br>0-3<br>K | X SL 84<br>0-0<br>F7 | 5 | 0 | 0 | 0 | 0 | 2 | 6 |
| 1 Sean Rodríguez, R (1, 3)<br>OBP: 0.280, SLG: 0.497<br>62 Joel Peralta, R (7, 1)<br>20 Matt Joyce, L (8, PH)<br>OBP: 0.364, SLG: 0.417<br>57 Jake McGee, L (8, 1)<br>26 Brad Boxberger, R (9, 1) | C FF 88<br>B SL 79<br>T CH 81<br>B FF 90<br>B FF 90<br>S FF 90<br>3-3<br>K | X FF 88<br>0-0<br>L6-3 | F FF 88<br>X FF 88<br>0-1<br>59<br>FC6<br>3B | S SL 82<br>X SI 95<br>0-1<br>1-2<br>2-H<br>11<br>CS<br>1B | B FF 94<br>C FF 95<br>S FF 95<br>B FF 96<br>F FF 95<br>F FF 94<br>X FF 95<br>2-2<br>G4-3 | 3 | 1 | 1 | 0 | 0 | 1 | 2 |
| | | | | | | 0 | 0 | 0 | 0 | 0 | 0 | 0 |
| | | | | | | 1 | 0 | 1 | 1 | 0 | 0 | 0 |
| | | | | | | 0 | 0 | 0 | 0 | 0 | 0 | 0 |
| | | | | | | 1 | 0 | 0 | 0 | 0 | 0 | 2 |
| 11 Yunel Escobar, R (1, 6)<br>OBP: 0.327, SLG: 0.334 | B CU 70<br>F CH 81<br>F CH 80<br>X FF 90<br>1-2<br>1B | C FF 88<br>F SL 80<br>F CH 81<br>B FF 90<br>B CH 81<br>F CH 82<br>X SL 81<br>2-2<br>G5-3 | F SI 91<br>X SI 90<br>0-1<br>G6-3 | S SL 83<br>C SI 95<br>D SL 84<br>B SI 96<br>B SL 84<br>3-2<br>CS<br>1-2 | B FF 90<br>X SL 81<br>1-0<br>F8 | 4 | 0 | 1 | 0 | 0 | 0 | 1 |
| 59 Curt Casali, R (1, 2)<br>OBP: 0.241, SLG: 0.120 | F FF 87<br>B FF 88<br>B CH 80<br>F FF 87<br>F CH 81<br>C FF 88<br>2-3<br>K | C FF 89<br>B CH 82<br>B CH 81<br>X SL 82<br>2-1<br>P2 | B SI 92<br>X SI 92<br>1-0<br>FC6<br>11<br>WP<br>21<br>G4-3<br>3-H | C FF 91<br>B SI 89<br>B CU 77<br>C CH 81<br>S FF 91<br>2-3<br>K | 4 | 0 | 0 | 1 | 0 | 2 | 1 |
| 22 Chris Archer, R (1, 1)<br>21 James Loney, L (7, PH)<br>OBP: 0.345, SLG: 0.379 (7, 3) | L<br>L<br>F FF 89<br>S SL 80<br>0-3<br>K | C FF 87<br>C FF 88<br>F FF 89<br>B FF 90<br>C SL 81<br>1-3<br>K | C SI 89<br>X SI 89<br>0-1<br>G4-3<br>1-2 | C CH 80<br>B FF 90<br>C FF 90<br>X SL 85<br>1-2<br>G4-3 | 2 | 0 | 0 | 0 | 0 | 2 | 1 |
| | | | | | 2 | 0 | 0 | 0 | 0 | 0 | 1 |
| 11 Logan Forsythe, R (1, 4)<br>OBP: 0.298, SLG: 0.360 | B FF 89<br>B CH 81<br>C FF 88<br>X CH 80<br>2-1<br>G4-3 | S FF 88<br>B SI 88<br>X SL 81<br>1-1<br>F8 | C FF 93<br>C FF 94<br>F FF 95<br>B CU 82<br>X FF 94<br>1-2<br>F9<br>2-3 | S FF 96<br>X FF 96<br>0-1<br>F9 | 4 | 0 | 0 | 0 | 0 | 0 | 2 |

| Inning Stats | | | | | | | | | | | | | | | | | | | | | | | | |
|---|---|---|---|---|---|---|---|---|---|---|---|---|---|---|---|---|---|---|---|---|---|---|---|---|
| | R: 0<br>E: 0<br>K: 2<br>S: 14 | H: 1<br>LOB: 2<br>BB: 1<br>P: 23 | R: 0<br>E: 0<br>K: 2<br>S: 13 | H: 1<br>LOB: 1<br>BB: 0<br>P: 18 | R: 1<br>E: 0<br>K: 1<br>S: 12 | H: 1<br>LOB: 0<br>BB: 0<br>P: 20 | R: 0<br>E: 0<br>K: 0<br>S: 8 | H: 0<br>LOB: 0<br>BB: 0<br>P: 12 | R: 0<br>E: 0<br>K: 1<br>S: 7 | H: 0<br>LOB: 0<br>BB: 0<br>P: 9 | R: 0<br>E: 0<br>K: 0<br>S: 7 | H: 0<br>LOB: 0<br>BB: 0<br>P: 10 | R: 1<br>E: 0<br>K: 0<br>S: 11 | H: 1<br>LOB: 1<br>BB: 0<br>P: 13 | R: 1<br>E: 0<br>K: 3<br>S: 15 | H: 2<br>LOB: 1<br>BB: 0<br>P: 24 | R: 0<br>E: 0<br>K: 1<br>S: 7 | H: 0<br>LOB: 0<br>BB: 0<br>P: 11 | R: 1<br>E: 0<br>K: 0<br>S: 16 | H: 3<br>LOB: 2<br>BB: 0<br>P: 19 | 1B: 6<br>2B: 1<br>3B: 1<br>HR: 1 | SF: 0<br>SAC: 0<br>DP: 0<br>HBP: 0 | WP: 2<br>PB: 0<br>SB: 0<br>CS: 1 | PA: 42 |

| PITCHER | IP | WLS | BF | H | R | ER | SO | BB | IBB | HBP | BLK | WP | HR | S | P | ERA | WHIP |
|---|---|---|---|---|---|---|---|---|---|---|---|---|---|---|---|---|---|
| 67 Tsuyoshi Wada, L (1, 1)<br>ERA: 3.25 | 6.0 | | 23 | 4 | 2 | 2 | 6 | 1 | 0 | 0 | 0 | 0 | 1 | 63 | 94 | 3.00 | 0.833 |
| 63 Brian Schlitter, R (7, 1)<br>ERA: 3.47 | 0.1 | B | 2 | 0 | 0 | 0 | 0 | 0 | 0 | 0 | 0 | 0 | 0 | 3 | 4 | 0.00 | 0.000 |
| 53 Wesley Wright, L (7, 1)<br>ERA: 2.86 | 0.1 | | 1 | 0 | 0 | 0 | 0 | 0 | 0 | 0 | 0 | 0 | 0 | 2 | 2 | 0.00 | 0.000 |
| 52 Justin Grimm, R (7, 1)<br>ERA: 4.32 | 0.1 | | 1 | 0 | 0 | 0 | 0 | 0 | 0 | 0 | 0 | 1 | 0 | 4 | 5 | 0.00 | 0.000 |
| 46 Pedro Strop, R (8, 1)<br>ERA: 2.76 | 1.0 | | 5 | 2 | 1 | 1 | 3 | 0 | 0 | 0 | 0 | 1 | 0 | 15 | 24 | 9.00 | 2.000 |

| PITCHER | IP | WLS | BF | H | R | ER | SO | BB | IBB | HBP | BLK | WP | HR | S | P | ERA | WHIP |
|---|---|---|---|---|---|---|---|---|---|---|---|---|---|---|---|---|---|
| 33 Carlos Villanueva, R (9, 1)<br>ERA: 5.19 | 1.0 | | 3 | 0 | 0 | 0 | 1 | 0 | 0 | 0 | 0 | 0 | 0 | 7 | 11 | 0.00 | 0.000 |
| 56 Héctor Rondón, R (10, 1)<br>ERA: 3.32 | 1.0 | L | 6 | 3 | 1 | 1 | 0 | 0 | 0 | 0 | 0 | 0 | 0 | 16 | 19 | 9.00 | 3.000 |

TOP

| | |
|---|---|
| AB | 40 |
| R | 4 |
| H | 9 |
| RBI | 4 |
| BB | 1 |
| SO | 10 |
| LOB | 17 |

| Batter | 1 | 2 | 3 | 4 | 5 | 6 | 7 | 8 | 9 | 10 | AB | R | H | RBI | BB | SO | LOB |
|---|---|---|---|---|---|---|---|---|---|---|---|---|---|---|---|---|---|
| 8 Chris Coghlan, L (1, 7)<br>OBP: 0.376, SLG: 0.484 | C SI 92<br>X SI 94<br>0-1<br>L6 ① | B FF 93<br>B SL 85<br>C SI 93<br>B SI 94<br>C SI 93<br>X SI 94<br>3-2<br>G4-3 ③ | | | C SL 83<br>B FF 94<br>B CH 85<br>X SI 93<br>2-1<br>G4-3 ① | | | B FF 94<br>B FF 94<br>X FF 94<br>2-0<br>E9<br>1B | | F FF 92<br>C FF 92<br>B FF 91<br>S FF 93<br>1-3<br>K ① | 5 | 0 | 1 | 0 | 0 | 1 | 1 |
| 9 Javier Báez, R (1, 4)<br>OBP: 0.263, SLG: 0.737 | B FF 94<br>C FF 94<br>X FF 94<br>1-1<br>44<br>2B<br>13<br>1B<br>1B | | C SL 83<br>C SL 85<br>F FF 95<br>F SL 85<br>B FF 98<br>S FF 95<br>1-3<br>K ① | | S FF 93<br>B FF 97<br>S SL 84<br>S SL 85<br>1-3<br>K ② | | | C FF 96<br>F FF 96<br>B FF 97<br>S FF 96<br>1-3<br>K ① | | B CH 80<br>F CH 80<br>S FF 92<br>B FF 94<br>B FF 91<br>S CH 82<br>3-3<br>K ② | 5 | 1 | 1 | 0 | 0 | 4 | 1 |
| 44 Anthony Rizzo, L (1, 3)<br>OBP: 0.382, SLG: 0.505 | F SI 94<br>X CH 85<br>0-1<br>13<br>1B<br>1-3<br>2B | | X FF 95<br>0-0<br>F7 ② | | B CH 85<br>X FF 94<br>1-0<br>F8 ③ | | | B FF 97<br>B SI 96<br>B FF 96<br>F FF 94<br>X FF 96<br>3-1<br>P6 ② | | C SL 82<br>S FF 92<br>B FF 92<br>F FF 92<br>X CH 79<br>1-2<br>G1-3 ③ | 5 | 0 | 1 | 0 | 0 | 0 | 1 |
| 13 Starlin Castro, R (1, 6)<br>OBP: 0.328, SLG: 0.427 | S SL 86<br>D SL 86<br>X SI 94<br>1-1<br>2-3<br>3-H<br>1B | | B FF 95<br>X SL 85<br>1-0<br>G5-3 ③ | | | B SL 84<br>S SL 84<br>B FF 95<br>C FF 95<br>X SL 84<br>2-2<br>G6-3 ① | | B FF 96<br>B FF 96<br>C FF 95<br>S FF 96<br>T FF 97<br>2-2<br>K ③ | | | 4 | 0 | 1 | 1 | 0 | 1 | 1 |
| 24 Luis Valbuena, L (1, 5)<br>OBP: 0.332, SLG: 0.429<br>52 Justin Grimm, R (7, 1)<br>46 Pedro Strop, R (8, 1)<br>33 Carlos Villanueva, R (9, 1)<br>20 Justin Ruggiano, R (9, PH)<br>OBP: 0.335, SLG: 0.415 (10, 9) | F FF 95<br>T FF 95<br>F SL 86<br>S SL 85<br>0-3<br>K ② | | | C CH 83<br>S CH 86<br>B FF 94<br>B SI 96<br>F SL 86<br>S SL 86<br>2-3<br>K ① | | C SL 83<br>C SI 96<br>B FF 95<br>B FF 96<br>B SL 86<br>X SL 84<br>3-2<br>F8 ② | | | L FF 93<br>B FF 94<br>X CH 79<br>1-1<br>7<br>SH1-4<br>6<br>1B<br>1B | | 3<br>0<br>0<br>0<br>1 | 0<br>0<br>0<br>0<br>1 | 0<br>0<br>0<br>0<br>1 | 0<br>0<br>0<br>0<br>1 | 0<br>0<br>0<br>0<br>0 | 2<br>0<br>0<br>0<br>0 | 2<br>0<br>0<br>0<br>0 |
| 7 Arismendy Alcántara, S (1, 8)<br>OBP: 0.319, SLG: 0.406 | B FF 96<br>F SI 94<br>B FF 94<br>C CH 86<br>X SI 96<br>2-2<br>F9 ③ | | | B FF 94<br>B FF 92<br>B SI 93<br>B SI 93<br>4-0<br>6<br>E<br>12<br>1B<br>BB | | B SI 92<br>C CH 84<br>X SI 94<br>1-1<br>6<br>CS<br>1B | | | 1 SAFE<br>1 SAFE<br>B FF 92<br>M FF 92<br>1 SAFE<br>X FF 92<br>1-1<br>SH1-4<br>1-2 ① | | 2 | 1 | 1 | 0 | 1 | 0 | 2 |
| 6 Ryan Sweeney, L (1, 9)<br>OBP: 0.297, SLG: 0.337<br>21 Junior Lake, R (9, PR)<br>OBP: 0.243, SLG: 0.366<br>56 Héctor Rondón, R (10, 1) | | B FF 93<br>X FF 93<br>1-0<br>F7 ① | | C SI 93<br>X SL 85<br>0-1<br>FC1<br>67<br>K<br>12<br>1B<br>1-2 | | 1 SAFE<br>B FF 93<br>1-0<br>CS ③<br>1-2 | C CU 76<br>C FF 89<br>S FS 82<br>0-3<br>K ① | | B CH 81<br>C CH 80<br>B FF 94<br>X CH 80<br>2-1<br>12<br>FC6-4<br>2-H<br>1B | 4<br>0<br>0 | 0<br>0<br>0 | 1<br>0<br>0 | 1<br>0<br>0 | 0<br>0<br>0 | 1<br>0<br>0 | 1<br>0<br>0 |
| 12 John Baker, L (1, 2)<br>OBP: 0.291, SLG: 0.250 | | F SI 94<br>B SI 95<br>F SL 85<br>F FF 95<br>C SI 96<br>1-3<br>K ② | | B SI 94<br>B SI 93<br>X CH 84<br>2-0<br>1-2<br>2-H<br>1B | | | B CU 77<br>C CU 74<br>X FS 81<br>1-1<br>G1-3 ② | | C FF 94<br>X FF 92<br>0-1<br>FC6-4<br>1-2f ② | 4 | 0 | 1 | 1 | 0 | 1 | 1 |
| 67 Tsuyoshi Wada, L (1, 1)<br>63 Brian Schlitter, R (7, 1)<br>OBP: 1.000, SLG: 1.000<br>53 Wesley Wright, R (7, 1)<br>4 Chris Valaika, R (7, 5)<br>OBP: 0.250, SLG: 0.154 | | X SI 93<br>0-0<br>E5 | | M SI 92<br>2 SAFE<br>C SI 94<br>B FF 96<br>S SL 86<br>1-3<br>K ② ③<br>2-3 | | | B FS 82<br>C CU 76<br>C FF 89<br>F FF 90<br>B FF 89<br>B FS 81<br>X FF 89<br>3-2<br>F7 ③ | | B FF 93<br>C FF 92<br>S FF 93<br>F FF 92<br>S FF 92<br>1-3<br>K ③ | 2<br>0<br>0<br>2 | 0<br>0<br>0<br>0 | 0<br>0<br>0<br>0 | 0<br>0<br>0<br>1 | 0<br>0<br>0<br>0 | 1<br>0<br>0<br>1 | 2<br>0<br>0<br>1 |
| Inning Stats | R: 1 H: 3<br>E: 0 LOB: 2<br>K: 1 BB: 0<br>S: 15 P: 19 | R: 0 H: 0<br>E: 1 LOB: 1<br>K: 1 BB: 0<br>S: 9 P: 14 | R: 0 H: 0<br>E: 0 LOB: 0<br>K: 1 BB: 0<br>S: 7 P: 9 | R: 1 H: 1<br>E: 1 LOB: 1<br>K: 2 BB: 1<br>S: 10 P: 19 | R: 0 H: 0<br>E: 0 LOB: 0<br>K: 1 BB: 0<br>S: 6 P: 10 | R: 0 H: 1<br>E: 0 LOB: 0<br>K: 0 BB: 0<br>S: 8 P: 15 | R: 0 H: 0<br>E: 0 LOB: 0<br>K: 1 BB: 0<br>S: 9 P: 13 | R: 0 H: 1<br>E: 1 LOB: 1<br>K: 2 BB: 0<br>S: 9 P: 17 | R: 1 H: 2<br>E: 0 LOB: 1<br>K: 1 BB: 0<br>S: 12 P: 17 | R: 0 H: 0<br>E: 0 LOB: 0<br>K: 2 BB: 0<br>S: 10 P: 15 | 1B: 7<br>2B: 1<br>3B: 0<br>HR: 0 | SF: 0<br>SAC: 1<br>DP: 0<br>HBP: 0 | | | WP: 0<br>PB: 0<br>SB: 0<br>CS: 1 | PA: 40 | | |

| PITCHER | | IP | WLS | BF | H | R | ER | SO | BB | IBB | HBP | BLK | WP | HR | S | P | ERA | WHIP |
|---|---|---|---|---|---|---|---|---|---|---|---|---|---|---|---|---|---|---|
| 22 Chris Archer, R<br>ERA: 3.33 | (1, 1) | 6.0 | | 24 | 5 | 2 | 1 | 6 | 1 | 0 | 0 | 0 | 0 | 0 | 55 | 86 | 1.50 | 1.000 |
| 62 Joel Peralta, R<br>ERA: 3.6 | (7, 1) | 1.0 | | 3 | 0 | 0 | 0 | 1 | 0 | 0 | 0 | 0 | 0 | 0 | 9 | 13 | 0.00 | 0.000 |
| 57 Jake McGee, L<br>ERA: 1.41 | (8, 1) | 1.0 | H | 4 | 1 | 0 | 0 | 2 | 0 | 0 | 0 | 0 | 0 | 0 | 9 | 17 | 0.00 | 1.000 |
| 26 Brad Boxberger, R<br>ERA: 2.11 | (9, 1) | 2.0 | W | 8 | 2 | 1 | 1 | 3 | 0 | 0 | 0 | 0 | 0 | 0 | 22 | 32 | 4.50 | 1.000 |

| PITCHER | IP | WLS | BF | H | R | ER | SO | BB | IBB | HBP | BLK | WP | HR | S | P | ERA | WHIP |
|---|---|---|---|---|---|---|---|---|---|---|---|---|---|---|---|---|---|

# BOTTOM

# Tampa Bay Rays @ Chicago Cubs

Wrigley Field, Chicago, IL

Fri Aug 08 2014, 3:07 PM - 6:35 PM CDT

Att. 34,937 - Sunny - 77 F

livebaseballscorecards.com

| | |
|---|---|
| AB | 37 |
| R | 3 |
| H | 8 |
| RBI | 3 |
| BB | 1 |
| SO | 12 |
| LOB | 13 |

# Tampa Bay Rays @ Chicago Cubs

Wrigley Field, Chicago, IL

Sat Aug 09 2014, 3:08 PM - 6:14 PM CDT

Att. 36,739 - Sunny - 74 F

TOP

livebaseballscorecards.com

| Batter | 1 | 2 | 3 | 4 | 5 | 6 | 7 | 8 | 9 | AB | R | H | RBI | BB | SO | LOB |
|---|---|---|---|---|---|---|---|---|---|---|---|---|---|---|---|---|
| 8 Desmond Jennings, R (1, 8)<br>OBP: 0.323, SLG: 0.381 | B FF 91<br>C FF 92<br>X FF 93<br>1-1 ① F8 | | C SL 84<br>B FF 92<br>B SL 82<br>B FF 89<br>F FF 90<br>X FF 90<br>3-2 ③ F8 | | C FF 95<br>B SL 85<br>X CU 80<br>1-1 ③ G5-3 | | C SI 89<br>B CH 79<br>S CH 81<br>B FC 86<br>B FC 86<br>X SI 88<br>3-2 ② F9 | | | 4 | 0 | 0 | 0 | 0 | 0 | 1 |
| 18 Ben Zobrist, S (1, 4)<br>(8, 7)<br>OBP: 0.369, SLG: 0.435 | C FF 91<br>B FF 93<br>B SL 83<br>X FF 91<br>2-1 ② G3 | | | B CU 75<br>C SI 89<br>S CH 84<br>X FF 93<br>1-2 21 F8 3 2B 2B | | B CH 89<br>C SL 82<br>B SL 83<br>B SL 83<br>C FF 90<br>F FF 92<br>F FF 92<br>B SL 85<br>4-2 20 BB 3 E 11 1B BB | C SI 86<br>B SI 88<br>C SL 87<br>B CU 79<br>X FF 90<br>2-2 21 FC6 1B | | | 3 | 2 | 2 | 0 | 1 | 0 | 0 |
| 21 James Loney, L (1, 3)<br>OBP: 0.342, SLG: 0.376 | B FF 92<br>F FF 92<br>F FF 91<br>B FF 93<br>X FF 92<br>2-2 ③ G6-3 | | | X FF 90<br>0-0 ① F8<br>2-3 | | 1 SAFE<br>F FF 91<br>1 SAFE<br>B FF 93<br>F FF 93<br>X SL 86<br>1-2 ① F8 | F FC 88<br>X FC 86<br>0-1 ③ FC6<br>1-2f | | | 4 | 0 | 0 | 0 | 0 | 0 | 3 |
| 3 Evan Longoria, R (1, 5)<br>OBP: 0.329, SLG: 0.395 | | X FF 90<br>0-0 ① G6-3 | | X SL 85<br>0-0 11 1B 2B<br>3-H | | C SL 86<br>1 SAFE<br>X FF 93<br>0-1 FC5 20 BB 11 1B<br>1-2 | | X SI 88<br>0-0 ① G6-3 | | 4 | 2 | 1 | 1 | 0 | 0 | 1 |
| 20 Matt Joyce, L (1, 7)<br>OBP: 0.366, SLG: 0.418<br>11 Logan Forsythe, R (8, PH)<br>OBP: 0.296, SLG: 0.359<br>(8, 4) | | C CH 89<br>X FF 92<br>0-1 11 CS 1B | | B CH 85<br>S SL 85<br>S SL 85<br>B SL 87<br>C CH 86<br>2-3 ② K | | B SL 84<br>S CH 85<br>B SL 85<br>B CH 85<br>D CH 85<br>4-1 28 G5-3 11 1B<br>1-2<br>2-3 BB | | B SI 87<br>B SI 87<br>B SI 88<br>C FC 87<br>C FC 85<br>F SI 89<br>F FC 87<br>S FF 89<br>3-3 ② K | | 2<br>1 | 0<br>0 | 1<br>0 | 0<br>0 | 1<br>0 | 1<br>1 | 1<br>0 |
| 11 Yunel Escobar, R (1, 6)<br>OBP: 0.329, SLG: 0.336 | | C FF 91<br>B SL 84<br>B FF 92<br>C SL 84<br>F SL 87<br>B FF 91<br>X FF 92<br>3-2 ② ③ F7<br>1-2 | | F SL 88<br>F FF 93<br>X SL 87<br>0-2 1B<br>2-H | | B FF 91<br>B FF 92<br>F FF 92<br>X FF 94<br>2-1 28 G5-3<br>1-2<br>2-H<br>3-H 1B | | X SI 88<br>0-0 ③ G6-3 | | 4 | 0 | 2 | 3 | 0 | 0 | 1 |
| 28 José Molina, R (1, 2)<br>OBP: 0.250, SLG: 0.202 | | | B CH 88<br>C FF 91<br>B FF 92<br>F FF 90<br>F FF 92<br>B FF 92<br>B CH 89<br>4-2 BB | X FF 93<br>0-0 ③ G3 | | F FF 93<br>X FF 94<br>0-1 ② G5-3<br>1-2<br>2-3 | | | F FF 91<br>B FC 88<br>B CH 81<br>F FC 89<br>B CH 82<br>X FF 89<br>3-2 ① G5-3 | 3 | 0 | 0 | 0 | 1 | 0 | 3 |
| 23 Jake Odorizzi, R (1, 1)<br>49 Kirby Yates, L (7, 1)<br>35 Cole Figueroa, L (9, PH)<br>OBP: 0.256, SLG: 0.237<br>57 Jake McGee, L (9, 1) | | | C CH 89<br>C FF 91<br>S SL 86<br>0-3 ① K | X FF 91<br>0-0 ① P6 | | F FF 94<br>L FF 91<br>C FF 95<br>0-3 ③ K | | | C CU 74<br>B FC 88<br>B CH 80<br>B FF 89<br>C FF 89<br>X FF 89<br>3-2 ② G3 | 3<br>0<br>1<br>0 | 0<br>0<br>0<br>0 | 0<br>0<br>0<br>0 | 0<br>0<br>0<br>0 | 0<br>0<br>0<br>0 | 2<br>0<br>0<br>0 | 3<br>0<br>0<br>0 |
| 39 Kevin Kiermaier, L (1, 9)<br>OBP: 0.336, SLG: 0.507 | | | D CU 78<br>B CH 89<br>B CU 83<br>C FF 90<br>X CH 89<br>3-1 ② F8 | C SI 92<br>B CU 83<br>X CH 85<br>1-1 ② P5 | | | C FF 88<br>S FC 87<br>B CU 79<br>F SI 90<br>S SI 88<br>1-3 ① K | | B CU 74<br>X FF 90<br>1-0 ③ P6 | 4 | 0 | 0 | 0 | 0 | 1 | 1 |

| Inning Stats | | |

| Batter | 1 | 2 | 3 | 4 | 5 | 6 | 7 | 8 | 9 | AB | R | H | RBI | BB | SO | LOB |
|---|---|---|---|---|---|---|---|---|---|---|---|---|---|---|---|---|
| 8 Chris Coghlan, L (1, 7)<br>OBP: 0.370, SLG: 0.475 | C SI 89<br>F SI 90<br>X FS 83<br>0-2 ① G4-3 | | F FS 83<br>1 SAFE<br>S FS 82<br>S FF 90<br>0-3 ③ K | | | B FF 88<br>F SI 88<br>B FF 90<br>F SI 89<br>F SI 90<br>X SI 90<br>2-2 ② F7 | | | C FF 95<br>C FF 96<br>F FF 96<br>B FF 97<br>F CU 78<br>F FF 97<br>B FF 97<br>F FF 98<br>B FF 98<br>3-3 ① K | 4 | 0 | 0 | 0 | 0 | 2 | 1 |
| 9 Javier Báez, R (1, 4)<br>OBP: 0.261, SLG: 0.696 | B FS 83<br>B FS 84<br>C SI 91<br>B SL 83<br>C FF 90<br>C SI 91<br>3-3 ② K | | | C SL 79<br>B SI 90<br>S SI 90<br>F SI 91<br>S SI 90<br>1-3 ① K | | S SI 91<br>F SI 90<br>F FS 84<br>B SI 90<br>B FS 80<br>F FS 84<br>B FC 84<br>F SI 90<br>F FF 90<br>3-2 X SI 91 2B | | | C FF 96<br>B FF 96<br>F FF 96<br>S FF 98<br>1-3 ② K | 4 | 0 | 1 | 0 | 0 | 3 | 0 |
| 44 Anthony Rizzo, L (1, 3)<br>OBP: 0.381, SLG: 0.502 | B SI 90<br>F SI 90<br>F SI 90<br>F SI 92<br>F FF 88<br>S FS 85<br>1-3 ③ K | | | L FS 82<br>X CU 68<br>0-1 ② F8 | | F FS 83<br>S FS 84<br>B SI 90<br>B SI 91<br>D FS 84<br>F SI 91<br>X SI 90<br>3-2 ③ L4 | | | B FF 97<br>C FF 94<br>S FF 96<br>F FF 98<br>X SI 97<br>1-2 13 1B | 4 | 0 | 1 | 0 | 0 | 1 | 1 |
| 13 Starlin Castro, R (1, 6)<br>OBP: 0.329, SLG: 0.428 | | F FF 89<br>C SI 89<br>B FS 83<br>F FS 83<br>S FS 83<br>1-3 ① K | | B FF 90<br>C FS 80<br>B SI 90<br>B SI 90<br>X SI 90<br>3-1 1B | | | C SL 84<br>B FF 93<br>F FF 92<br>F SL 83<br>S SL 82<br>1-3 ① K | | X FF 95<br>0-0<br>1-2 1B | 4 | 0 | 2 | 0 | 0 | 2 | 0 |
| 24 Luis Valbuena, L (1, 5)<br>OBP: 0.328, SLG: 0.424 | | S SI 90<br>C SI 90<br>B FS 83<br>F FS 83<br>S FS 84<br>1-3 ② K | | D FS 83<br>C SI 90<br>F SI 90<br>S SI 90<br>1-3 ③ K | | | C CH 84<br>S CH 84<br>F FF 94<br>F FF 93<br>B SL 85<br>F FF 92<br>B CH 84<br>S CH 84<br>2-3 ② K | | C FF 94<br>B FF 96<br>F FF 95<br>S FF 98<br>1-3 ③ K | 4 | 0 | 0 | 0 | 0 | 4 | 3 |
| 7 Arismendy Alcántara, S (1, 8)<br>OBP: 0.311, SLG: 0.394 | | C SI 91<br>C SI 90<br>S SI 90<br>0-3 ③ K | | | B SI 90<br>C SI 90<br>L SI 90<br>F SI 91<br>F FS 84<br>X SI 90<br>1-2 ① F8 | | B FF 93<br>F FF 93<br>B SL 83<br>X FF 92<br>2-1 ③ P4 | | | 3 | 0 | 0 | 0 | 0 | 1 | 0 |
| 20 Justin Ruggiano, R (1, 9)<br>OBP: 0.339, SLG: 0.416 | | | X FS 81<br>0-0 1B | F SI 90<br>B SI 90<br>S FS 84<br>B FF 91<br>F SI 90<br>F SI 91<br>F FS 84<br>H CU 68<br>3-2 5 CS HBP | | | | F SL 85<br>F FF 91<br>X FF 92<br>0-2 ① P3 | | 2 | 0 | 1 | 0 | 0 | 0 | 0 |
| 5 Welington Castillo, R (1, 2)<br>OBP: 0.297, SLG: 0.377 | | | B SI 89<br>S FF 90<br>F FF 90<br>1 SAFE<br>1 SAFE<br>F SI 91<br>X FS 83<br>1-2 ① L8 | F SI 90<br>F FF 88<br>B FF 90<br>B SI 90<br>F FF 90<br>B FS 84<br>X SI 90<br>3-2 ② ③ F8<br>1-2 | | | | B FF 92<br>C FF 92<br>C SL 84<br>B FF 92<br>X SL 85<br>2-2 ② L4 | | 3 | 0 | 0 | 0 | 0 | 0 | 2 |
| 36 Edwin Jackson, R (1, 1)<br>6 Ryan Sweeney, L (6, PH)<br>OBP: 0.295, SLG: 0.335<br>18 Chris Rusin, L (7, 1)<br>4 Chris Valaika, R (8, PH)<br>OBP: 0.235, SLG: 0.143<br>11 Kyuji Fujikawa, L (9, 1) | | | L SL 83<br>1 SAFE<br>C SI 88<br>L SI 90<br>0-3 ② K | | | B FF 88<br>B SI 89<br>X SI 89<br>2-0 ① P4 | | F SL 86<br>S SL 86<br>B FF 93<br>C FF 93<br>1-3 ③ K | | 1<br>1<br>0<br>1<br>0 | 0<br>0<br>0<br>0<br>0 | 0<br>0<br>0<br>0<br>0 | 0<br>0<br>0<br>0<br>0 | 0<br>0<br>0<br>0<br>0 | 1<br>0<br>0<br>1<br>0 | 1<br>0<br>0<br>0<br>0 |
| Inning Stats | R: 0 E: 0 K: 2 S: 11<br>H: 0 LOB: 0 BB: 0 P: 15 | R: 0 E: 0 K: 3 S: 11<br>H: 0 LOB: 0 BB: 0 P: 13 | R: 0 E: 0 K: 2 S: 11<br>H: 1 LOB: 1 BB: 0 P: 12 | R: 0 E: 0 K: 2 S: 11<br>H: 1 LOB: 1 BB: 0 P: 16 | R: 0 E: 0 K: 0 S: 14<br>H: 0 LOB: 0 BB: 0 P: 21 | R: 0 E: 0 K: 0 S: 16<br>H: 1 LOB: 1 BB: 0 P: 26 | R: 0 E: 0 K: 2 S: 12<br>H: 0 LOB: 0 BB: 0 P: 17 | R: 0 E: 0 K: 1 S: 9<br>H: 0 LOB: 0 BB: 0 P: 12 | R: 0 E: 0 K: 3 S: 19<br>H: 2 LOB: 2 BB: 0 P: 25 | 1B: 4<br>2B: 1<br>3B: 0<br>HR: 0 | SF: 0<br>SAC: 0<br>DP: 0<br>HBP: 1 | | | WP: 0<br>PB: 0<br>SB: 0<br>CS: 1 | PA: 32 | | |

| PITCHER | | IP | WLS | BF | H | R | ER | SO | BB | IBB | HBP | BLK | WP | HR | S | P | ERA | WHIP |
|---|---|---|---|---|---|---|---|---|---|---|---|---|---|---|---|---|---|---|
| 23 Jake Odorizzi, R<br>ERA: 3.89 | (1, 1) | 6.0 | W | 21 | 3 | 0 | 0 | 9 | 0 | 0 | 1 | 0 | 0 | 0 | 74 | 103 | 0.00 | 0.500 |
| 49 Kirby Yates, R<br>ERA: 2.31 | (7, 1) | 2.0 | | 6 | 0 | 0 | 0 | 3 | 0 | 0 | 0 | 0 | 0 | 0 | 21 | 29 | 0.00 | 0.000 |
| 57 Jake McGee, L<br>ERA: 1.38 | (9, 1) | 1.0 | | 5 | 2 | 0 | 0 | 3 | 0 | 0 | 0 | 0 | 0 | 0 | 19 | 25 | 0.00 | 2.000 |

| PITCHER | IP | WLS | BF | H | R | ER | SO | BB | IBB | HBP | BLK | WP | HR | S | P | ERA | WHIP |
|---|---|---|---|---|---|---|---|---|---|---|---|---|---|---|---|---|---|

# BOTTOM

# Tampa Bay Rays @ Chicago Cubs

Wrigley Field, Chicago, IL

Sat Aug 09 2014, 3:08 PM - 6:14 PM CDT

Att. 36,739 - Sunny - 74 F

livebaseballscorecards.com

| | |
|---|---|
| AB | 31 |
| R | 0 |
| H | 5 |
| RBI | 0 |
| BB | 0 |
| SO | 15 |
| LOB | 8 |

# Tampa Bay Rays @ Chicago Cubs

Wrigley Field, Chicago, IL

Sun Aug 10 2014, 1:23 PM - 5:30 PM CDT

Att. 33,039 - Partly Cloudy - 74 F

TOP

livebaseballscorecards.com

| Batter | 1 | 2 | 3 | 4 | 5 | 6 | 7 | 8 | 9 | 10 | 11 | 12 | AB | R | H | RBI | BB | SO | LOB |
|---|---|---|---|---|---|---|---|---|---|---|---|---|---|---|---|---|---|---|---|
| 8 Desmond Jennings, R (1, 8)<br>OBP: 0.326, SLG: 0.385 | F8 | | BB | | E4<br>1-3<br>2-H 1B | | 3-H 2B | | G6-3 | | | K | 4 | 0 | 2 | 1 | 1 | 0 | 0 |
| 38 Jeff Beliveau, L (9, 1) | | | | | | | | | | | | | 0 | 0 | 0 | 0 | 0 | 0 | 0 |
| 35 Cole Figueroa, L (10, 4)<br>OBP: 0.250, SLG: 0.231 | | | | | | | | | | | | | 1 | 0 | 0 | 0 | 0 | 1 | 0 |
| 18 Ben Zobrist, S (1, 9)<br>OBP: 0.371, SLG: 0.433 | 1<br>1B BB | | K | | K | | BB | | | 11<br>FC6-4 1B | | F7 | 4 | 0 | 1 | 0 | 2 | 2 | 3 |
| (10, 6) | | | | | | | | | | | | | | | | | | | |
| 3 Evan Longoria, R (1, 5)<br>OBP: 0.325, SLG: 0.390 | L9 | | F9 | | F8 | | F7 | | | K | | | 5 | 0 | 0 | 0 | 0 | 1 | 7 |
| 1 Sean Rodríguez, R (1, 7)<br>OBP: 0.278, SLG: 0.488 | 1-2 1B | | | K | | F9 | F7 | | | F8 | | | 5 | 0 | 1 | 0 | 0 | 1 | 3 |
| (7, 4) | | | | | | | | | | | | | | | | | | | |
| (10, 9) | | | | | | | | | | | | | | | | | | | |
| 11 Yunel Escobar, R (1, 6)<br>OBP: 0.325, SLG: 0.331 | G6-3 | | | B2 | | F8 | | F9 | | FC6-4<br>1-2f | | | 5 | 0 | 0 | 0 | 0 | 0 | 3 |
| 26 Brad Boxberger, R (10, 1) | | | | | | | | | | | | | 0 | 0 | 0 | 0 | 0 | 0 | 0 |
| 27 Cesár Ramos, L (12, 1) | | | | | | | | | | | | | 0 | 0 | 0 | 0 | 0 | 0 | 0 |
| 21 James Loney, L (1, 3)<br>OBP: 0.341, SLG: 0.374 | | G5-3 | | F7 | | 1B | | G6-3 | | | P4 | | 5 | 0 | 1 | 0 | 0 | 0 | 0 |
| 59 Curt Casali, R (1, 2)<br>OBP: 0.265, SLG: 0.200 | | G6-3 | | | 8<br>1B<br>8<br>E 2B | K | | G5-3 | | | 5<br>G4-6-3 1B | | 5 | 1 | 2 | 0 | 0 | 1 | 1 |
| 53 Alex Cobb, R (1, 1)<br>OBP: 0.222, SLG: 0.250 | | F7 | | | K | | 20<br>G3-1<br>20<br>S<br>8<br>2B 1B | | G6-3 | | G4-6-3<br>1-2f | | 2 | 0 | 0 | 0 | 0 | 1 | 1 |
| 5 Brandon Guyer, R (7, PH)<br>OBP: 0.349, SLG: 0.357 | | | | | | | | | | | | | 3 | 1 | 1 | 0 | 0 | 0 | 1 |
| (7, 7) | | | | | | | | | | | | | | | | | | | |
| 11 Logan Forsythe, R (1, 4)<br>OBP: 0.296, SLG: 0.357 | | | F8 | | 8<br>E BB | | G3-1<br>1-3 | | K | | | P6 | 1 | 0 | 0 | 0 | 1 | 0 | 0 |
| 20 Matt Joyce, L (7, PH)<br>OBP: 0.365, SLG: 0.417 | | | | | | | | | | | | | 1 | 0 | 0 | 0 | 0 | 0 | 1 |
| 50 Grant Balfour, R (7, 1) | | | | | | | | | | | | | 0 | 0 | 0 | 0 | 0 | 0 | 0 |
| 49 Kirby Yates, L (7, 1) | | | | | | | | | | | | | 0 | 0 | 0 | 0 | 0 | 0 | 0 |
| 62 Joel Peralta, R (8, 1) | | | | | | | | | | | | | 0 | 0 | 0 | 0 | 0 | 0 | 0 |
| 39 Kevin Kiermaier, L (9, PH)<br>OBP: 0.333, SLG: 0.502 | | | | | | | | | | | | | 2 | 0 | 0 | 0 | 0 | 1 | 0 |
| (9, 8) | | | | | | | | | | | | | | | | | | | |

| Inning Stats | 1 | 2 | 3 | 4 | 5 | 6 | 7 | 8 | 9 | 10 | 11 | 12 |
|---|---|---|---|---|---|---|---|---|---|---|---|---|
| | R: 0 H: 1<br>E: 0 LOB: 2<br>K: 0 BB: 1<br>S: 12 P: 22 | R: 0 H: 0<br>E: 0 LOB: 0<br>K: 0 BB: 0<br>S: 4 P: 7 | R: 0 H: 0<br>E: 0 LOB: 1<br>K: 1 BB: 1<br>S: 10 P: 15 | R: 0 H: 0<br>E: 0 LOB: 0<br>K: 1 BB: 0<br>S: 7 P: 12 | R: 1 H: 2<br>E: 1 LOB: 2<br>K: 2 BB: 1<br>S: 17 P: 26 | R: 0 H: 1<br>E: 0 LOB: 1<br>K: 1 BB: 0<br>S: 7 P: 11 | R: 1 H: 2<br>E: 0 LOB: 2<br>K: 0 BB: 1<br>S: 17 P: 29 | R: 0 H: 0<br>E: 0 LOB: 0<br>K: 0 BB: 0<br>S: 7 P: 10 | R: 0 H: 0<br>E: 0 LOB: 0<br>K: 1 BB: 0<br>S: 9 P: 14 | R: 0 H: 1<br>E: 0 LOB: 1<br>K: 1 BB: 0<br>S: 15 P: 18 | R: 0 H: 1<br>E: 0 LOB: 0<br>K: 0 BB: 0<br>S: 6 P: 11 | R: 0 H: 0<br>E: 0 LOB: 0<br>K: 1 BB: 0<br>S: 6 P: 7 |

| PITCHER | | IP | WLS | BF | H | R | ER | SO | BB | IBB | HBP | BLK | WP | HR | S | P | ERA | WHIP |
|---|---|---|---|---|---|---|---|---|---|---|---|---|---|---|---|---|---|---|
| 37 Travis Wood, L<br>ERA: 4.86 | (1, 1) | 6.0 | | 25 | 4 | 1 | 0 | 5 | 3 | 0 | 0 | 0 | 0 | 0 | 57 | 93 | 0.00 | 1.167 |
| 54 Neil Ramírez, R<br>ERA: 1.26 | (7, 1) | 0.2 | | 5 | 2 | 1 | 1 | 0 | 1 | 0 | 0 | 0 | 0 | 0 | 16 | 28 | 13.50 | 4.500 |
| 52 Justin Grimm, R<br>ERA: 4.21 | (7, 1) | 1.1 | | 4 | 0 | 0 | 0 | 0 | 0 | 0 | 0 | 0 | 0 | 0 | 8 | 11 | 0.00 | 0.000 |
| 56 Héctor Rondón, R<br>ERA: 3.25 | (9, 1) | 1.0 | | 3 | 0 | 0 | 0 | 1 | 0 | 0 | 0 | 0 | 0 | 0 | 9 | 14 | 0.00 | 0.000 |
| 46 Pedro Strop, R<br>ERA: 2.7 | (10, 1) | 1.0 | | 4 | 1 | 0 | 0 | 1 | 0 | 0 | 0 | 0 | 0 | 0 | 15 | 18 | 0.00 | 1.000 |

| PITCHER | | IP | WLS | BF | H | R | ER | SO | BB | IBB | HBP | BLK | WP | HR | S | P | ERA | WHIP |
|---|---|---|---|---|---|---|---|---|---|---|---|---|---|---|---|---|---|---|
| 53 Wesley Wright, L<br>ERA: 2.78 | (11, 1) | 1.0 | | 3 | 1 | 0 | 0 | 0 | 0 | 0 | 0 | 0 | 0 | 0 | 6 | 11 | 0.00 | 1.000 |
| 33 Carlos Villanueva, R<br>ERA: 5.11 | (12, 1) | 1.0 | W | 3 | 0 | 0 | 0 | 1 | 0 | 0 | 0 | 0 | 0 | 0 | 6 | 7 | 0.00 | 0.000 |

| | |
|---|---|
| AB | 43 |
| R | 2 |
| H | 8 |
| RBI | 1 |
| BB | 4 |
| SO | 8 |
| LOB | 20 |

| | | | |
|---|---|---|---|
| 1B: 6 | SF: 0 | WP: 0 | PA: 47 |
| 2B: 2 | SAC: 0 | PB: 0 | |
| 3B: 0 | DP: 1 | SB: 1 | |
| HR: 0 | HBP: 0 | CS: 0 | |

# Tampa Bay Rays @ Chicago Cubs

Wrigley Field, Chicago, IL

Sun Aug 10 2014, 1:23 PM - 5:30 PM CDT

Att. 33,039 - Partly Cloudy - 74 F

livebaseballscorecards.com

| Batter | 1 | 2 | 3 | 4 | 5 | 6 | 7 | 8 | 9 | 10 | 11 | 12 | AB | R | H | RBI | BB | SO | LOB |
|---|---|---|---|---|---|---|---|---|---|---|---|---|---|---|---|---|---|---|---|
| 8 Chris Coghlan, L (1, 7)<br>OBP: 0.367, SLG: 0.477 | C SI 91<br>C KC 80<br>B CH 87<br>F CH 87<br>F SI 92<br>B CH 88<br>S CH 86<br>2-3<br>K ① | | B CH 87<br>F SI 90<br>B CH 87<br>S CH 86<br>B KC 81<br>X CH 86<br>3-2<br>G4-3 ② | | B CH 87<br>B SI 91<br>F SI 89<br>S CH 85<br>B CH 87<br>X CH 86<br>3-2<br>G4-3 ②<br>1-2 | | B CU 77<br>C CU 79<br>B FF 91<br>B FF 91<br>C CU 80<br>X CU 79<br>3-2<br>2-H<br>3B | | C FF 89<br>B FF 89<br>B CU 74<br>S FF 89<br>2-3<br>K ③ | | | B FF 90<br>X FF 90<br>1-0<br>SH3-4 ①<br>1-2 | 5 | 0 | 1 | 1 | 0 | 2 | 3 |
| 9 Javier Báez, R (1, 4)<br>OBP: 0.276, SLG: 0.621 | B SI 91<br>B CH 86<br>X SI 92<br>2-0<br>G5-3 ② | | F SI 91<br>C CH 87<br>B FF 92<br>B CH 86<br>F CH 86<br>F CH 87<br>X SI 92<br>2-2<br>1B | | B KC 80<br>S KC 81<br>D CH 87<br>X SI 91<br>2-1<br>2-H<br>1B | | B SL 85<br>X SL 86<br>1-0<br>F8 ③ | | | C FF 92<br>C FF 93<br>T FF 94<br>0-2<br>K ① | | D CU 70<br>B CU 69<br>C CU 69<br>F FF 91<br>F SL 84<br>B FF 90<br>S CU 71<br>3-3<br>K<br>44 1B<br>44 WP<br>2-3 | 6 | 0 | 2 | 1 | 0 | 2 | 2 |
| 44 Anthony Rizzo, L (1, 3)<br>OBP: 0.381, SLG: 0.500 | C SI 92<br>B KC 80<br>F CH 86<br>B SI 93<br>X CH 87<br>2-2<br>1B | | X KC 80<br>0-0<br>G6-3 ③ | | F FF 91<br>B SI 90<br>X CH 86<br>1-1<br>G3 ③ | | | C CU 74<br>F FS 80<br>S FS 82<br>0-3<br>K ① | | F FF 93<br>S FF 93<br>F FF 94<br>S FF 95<br>0-3<br>K ② | | B SL 84<br>X SL 83<br>1-0<br>1-3<br>3-H<br>1B | 6 | 0 | 2 | 1 | 0 | 2 | 2 |
| 13 Starlin Castro, R (1, 6)<br>OBP: 0.330, SLG: 0.426 | C SI 91<br>F CH 86<br>F CH 86<br>X SI 92<br>0-2<br>F8 ③ | | | C KC 80<br>X SI 91<br>0-1<br>1B | | B KC 80<br>S KC 80<br>T CH 87<br>S CH 87<br>1-3<br>K ① | | F CU 75<br>B FF 88<br>X FS 80<br>1-1<br>P3 ② | | B FF 94<br>B CH 82<br>B CH 82<br>B FF 93<br>4-0<br>BB | | | 4 | 0 | 1 | 0 | 1 | 1 | 1 |
| 20 Justin Ruggiano, R (1, 9)<br>OBP: 0.335, SLG: 0.410<br>52 Justin Grimm, R (7, 1)<br>24 Luis Valbuena, L (8, PH)<br>OBP: 0.327, SLG: 0.422<br>56 Héctor Rondón, R (9, 1)<br>12 John Baker, L (10, 2)<br>OBP: 0.289, SLG: 0.248 | | B SI 92<br>F FF 92<br>F SI 92<br>S CH 88<br>1-3<br>K ① | | X FF 90<br>0-0<br>F9 ① | | C CH 86<br>C SI 90<br>B CH 87<br>S CH 87<br>1-3<br>K ② | | C CU 76<br>B FS 81<br>S FS 80<br>B FF 89<br>C FF 89<br>2-3<br>K ③ | | C FF 94<br>C FF 94<br>1 SAFE<br>B FF 94<br>F FF 93<br>F FF 94<br>S CH 81<br>1-3<br>K ③ | | 3<br>0<br>1<br>0<br>1 | 0<br>0<br>0<br>0<br>0 | 0<br>0<br>0<br>0<br>0 | 0<br>0<br>0<br>0<br>0 | 0<br>0<br>1<br>0<br>0 | 2<br>0<br>0<br>0<br>1 | 1<br>0<br>0<br>0<br>1 |
| 7 Arismendy Alcántara, S (1, 8)<br>OBP: 0.299, SLG: 0.377 | | B KC 79<br>B SI 91<br>B SI 91<br>C SI 92<br>X SI 91<br>3-1<br>G3 ② | | C FF 91<br>S CH 86<br>B CH 86<br>D CH 87<br>1 SAFE<br>X SI 90<br>2-2<br>F8 ② | | C SI 90<br>B KC 81<br>F CH 86<br>B SI 90<br>X CH 86<br>2-2<br>G4-3 ③ | | | C FF 89<br>F FF 89<br>B CU 76<br>B FF 88<br>B CU 74<br>C FF 89<br>3-3<br>K ① | | B FF 91<br>C CH 80<br>S FF 92<br>B FF 92<br>B CH 81<br>C CH 80<br>3-3<br>K ① | 5 | 0 | 0 | 0 | 0 | 2 | 1 |
| 5 Welington Castillo, R (1, 2)<br>OBP: 0.298, SLG: 0.383<br>36 Edwin Jackson, R (9, PR)<br>OBP: 0.158, SLG: 0.211<br>46 Pedro Strop, R (10, 1)<br>53 Wesley Wright, R (11, 1)<br>21 Junior Lake, R (11, PH)<br>OBP: 0.246, SLG: 0.368<br>33 Carlos Villanueva, R (12, 1) | B KC 80<br>C SI 91<br>F SI 90<br>B CH 87<br>B CH 88<br>X SI 92<br>3-2<br>2B | | | C SI 90<br>B CH 86<br>S CH 86<br>S CH 86<br>1-3<br>K ③ | | | C FF 91<br>B FF 91<br>C CU 80<br>B FF 91<br>F SI 91<br>F CU 80<br>X CU 79<br>2-2<br>P6 ① | | B CU 74<br>C FF 89<br>B FC 85<br>B FF 89<br>X FF 88<br>3-1<br>4<br>1B<br>1B | X CH 78<br>0-0<br>4<br>CS<br>1B | 4<br>0<br>0<br>0<br>0<br>1 | 0<br>0<br>0<br>0<br>0<br>0 | 2<br>0<br>0<br>0<br>1<br>0 | 0<br>0<br>0<br>0<br>0<br>0 | 0<br>0<br>0<br>0<br>1<br>0 | 1<br>0<br>0<br>0<br>0<br>0 | 1<br>0<br>0<br>0<br>0<br>0 |
| 4 Chris Valaika, R (1, 5)<br>OBP: 0.227, SLG: 0.158 | | B CH 87<br>X SI 91<br>1-0<br>F8 ③ | | | B SI 90<br>X FF 91<br>1-0<br>P3 ① | | F FF 91<br>F FF 91<br>X CU 80<br>0-2<br>G5-3 ② | | X FC 85<br>0-0<br>1-2<br>1B | | B FF 92<br>B FF 91<br>F CH 80<br>F CH 80<br>C FF 93<br>2-3<br>1-2<br>K ②<br>③ | | 5 | 0 | 1 | 0 | 0 | 1 | 2 |
| 37 Travis Wood, R (1, 1)<br>OBP: 0.298, SLG: 0.511<br>54 Neil Ramírez, R (7, 1)<br>6 Ryan Sweeney, L (7, 9)<br>OBP: 0.301, SLG: 0.346 | | | F FF 91<br>B SI 91<br>S KC 81<br>S KC 81<br>1-3<br>K2-3 ① | | X SI 91<br>0-0<br>8<br>G4-3<br>9<br>1B<br>1B | | B FF 92<br>X FF 91<br>1-0<br>8<br>3B<br>2B | | C CU 74<br>C FF 89<br>F CU 76<br>T FF 89<br>0-2<br>K ② | | X FF 89<br>0-0<br>9<br>WP<br>8<br>SH3-4<br>44<br>1B<br>1B | 2<br>0<br>3 | 1<br>0<br>2 | 1<br>0<br>2 | 0<br>0<br>0 | 0<br>0<br>1 | 1<br>0<br>2 | 0<br>0<br>2 |
| Inning Stats | R: 0 H: 1<br>E: 0 LOB: 1<br>K: 1 BB: 0<br>S: 13 P: 19 | R: 0 H: 1<br>E: 0 LOB: 1<br>K: 1 BB: 0<br>S: 9 P: 17 | R: 0 H: 1<br>E: 0 LOB: 1<br>K: 1 BB: 0<br>S: 12 P: 18 | R: 0 H: 1<br>E: 0 LOB: 1<br>K: 1 BB: 0<br>S: 9 P: 12 | R: 1 H: 2<br>E: 0 LOB: 1<br>K: 0 BB: 0<br>S: 9 P: 16 | R: 0 H: 0<br>E: 0 LOB: 0<br>K: 2 BB: 0<br>S: 9 P: 13 | R: 1 H: 2<br>E: 0 LOB: 1<br>K: 0 BB: 0<br>S: 13 P: 20 | R: 0 H: 0<br>E: 0 LOB: 0<br>K: 2 BB: 0<br>S: 8 P: 11 | R: 0 H: 2<br>E: 0 LOB: 2<br>K: 3 BB: 0<br>S: 13 P: 21 | R: 0 H: 0<br>E: 0 LOB: 1<br>K: 3 BB: 1<br>S: 12 P: 17 | R: 0 H: 1<br>E: 0 LOB: 0<br>K: 2 BB: 0<br>S: 7 P: 12 | R: 1 H: 2<br>E: 0 LOB: 2<br>K: 1 BB: 0<br>S: 7 P: 12 | 1B: 10<br>2B: 2<br>3B: 1<br>HR: 0 | SF: 0<br>SAC: 1<br>DP: 0<br>HBP: 0 | | WP: 2<br>PB: 0<br>SB: 0<br>CS: 1 | PA: 48 | | |

| PITCHER | IP | WLS | BF | H | R | ER | SO | BB | IBB | HBP | BLK | WP | HR | S | P | ERA | WHIP |
|---|---|---|---|---|---|---|---|---|---|---|---|---|---|---|---|---|---|
| 53 Alex Cobb, R (1, 1)<br>ERA: 3.41 | 6.0 | | 24 | 6 | 1 | 1 | 6 | 0 | 0 | 0 | 0 | 0 | 0 | 61 | 95 | 1.50 | 1.000 |
| 50 Grant Balfour, R (7, 1)<br>ERA: 5.36 | 0.2 | B | 4 | 2 | 1 | 1 | 0 | 0 | 0 | 0 | 0 | 0 | 0 | 12 | 18 | 13.50 | 3.000 |
| 49 Kirby Yates, R (7, 1)<br>ERA: 2.28 | 0.1 | | 1 | 0 | 0 | 0 | 0 | 0 | 0 | 0 | 0 | 0 | 0 | 1 | 2 | 0.00 | 0.000 |
| 62 Joel Peralta, R (8, 1)<br>ERA: 3.52 | 1.0 | | 3 | 0 | 0 | 0 | 2 | 0 | 0 | 0 | 0 | 0 | 0 | 8 | 11 | 0.00 | 0.000 |
| 38 Jeff Beliveau, L (9, 1)<br>ERA: 1.74 | 1.0 | | 5 | 2 | 0 | 0 | 3 | 0 | 0 | 0 | 0 | 0 | 0 | 13 | 21 | 0.00 | 2.000 |

| PITCHER | IP | WLS | BF | H | R | ER | SO | BB | IBB | HBP | BLK | WP | HR | S | P | ERA | WHIP |
|---|---|---|---|---|---|---|---|---|---|---|---|---|---|---|---|---|---|
| 26 Brad Boxberger, R (10, 1)<br>ERA: 2.02 | 2.0 | | 7 | 1 | 0 | 0 | 5 | 1 | 0 | 0 | 0 | 0 | 0 | 19 | 29 | 0.00 | 1.000 |
| 27 Cesár Ramos, L (12, 1)<br>ERA: 3.93 | 0.1 | L | 4 | 2 | 1 | 1 | 1 | 0 | 0 | 0 | 0 | 2 | 0 | 7 | 12 | 27.00 | 6.000 |

| | |
|---|---|
| AB | 46 |
| R | 3 |
| H | 13 |
| RBI | 3 |
| BB | 1 |
| SO | 17 |
| LOB | 16 |

| Batter | 1 | 2 | 3 | 4 | 5 | 6 | 7 | 8 | 9 | AB | R | H | RBI | BB | SO | LOB |
|---|---|---|---|---|---|---|---|---|---|---|---|---|---|---|---|---|
| 8 Desmond Jennings, R (1, 8)<br>OBP: 0.325, SLG: 0.382 | C FF 89<br>F FF 90<br>X FF 89<br>0-2 ① F9 | B SL 82<br>C SL 82<br>1 SAFE<br>X FF 89<br>1-1 ② FC3-2 (18 BB, 20 1B)<br>1-2 3-H | | 1 SAFE<br>F CH 86<br>B FF 88<br>1 SAFE<br>1 SAFE<br>F FF 89<br>X FF 87<br>1-2 ② L7 | | B FF 92<br>S SL 84<br>S SI 92<br>B SL 86<br>F SL 86<br>C SL 83<br>2-3 ② K | | B SI 93<br>S SI 92<br>C SI 92<br>B SL 87<br>B SL 88<br>F SI 92<br>X FF 95<br>3-2 1-3 2-H 1B | | 5 | 1 | 1 | 1 | 0 | 1 | 4 |
| 18 Ben Zobrist, S (1, 7) (7, 9)<br>OBP: 0.374, SLG: 0.436 | C FF 86<br>B FF 90<br>B FF 89<br>S CH 84<br>B FF 89<br>X FF 88<br>3-2 3 FC6-4, 20 HBP 1B | B CU 74<br>D CH 81<br>B FF 88<br>2 SAFE<br>C FF 88<br>B SI 88<br>4-1 20 1B 1-2 2-3 BB | | C FF 89<br>1 SAFE<br>C FF 88<br>X CU 77<br>0-2 3 1B 1-H 2B | | B SI 91<br>B SL 84<br>B SL 84<br>C SI 91<br>X SI 92<br>3-1 ③ P5 | | B SI 92<br>C SI 91<br>F SI 92<br>X SL 87<br>1-2 ③ G3 | | 4 | 1 | 2 | 1 | 1 | 0 | 3 |
| 20 Matt Joyce, L (1, 10)<br>OBP: 0.371, SLG: 0.417 | B FF 86<br>C FF 88<br>F FF 87<br>H SL 83<br>2-2 3 FC6-4 1-2 HBP | C CU 76<br>S CH 84<br>F FF 88<br>B FF 90<br>D CU 79<br>X CH 85<br>2-2 1-3 2-H 3-H 1B | | D CU 78<br>B CH 83<br>B SI 87<br>2 SAFE<br>B FF 87<br>4-0 3 1B BB | | | B SI 94<br>C SI 94<br>B SI 93<br>F SI 93<br>B SI 92<br>B SI 92<br>4-2 21 G4-6-3 BB | | C SI 90<br>X SI 90<br>0-1 ① G3 | 2 | 0 | 1 | 2 | 2 | 0 | 0 |
| 3 Evan Longoria, R (1, 5)<br>OBP: 0.324, SLG: 0.388 | F FF 89<br>F FF 89<br>X SL 83<br>0-2 ② FC6-4 1-2f 2-3 | B FF 90<br>S SL 83<br>X FF 86<br>1-1 ③ F9 | | F SL 80<br>B FF 89<br>X FF 89<br>1-1 ③ 1-3 2-H 1B | | | B FF 93<br>B SI 93<br>C FF 94<br>X SI 92<br>2-1 ① L9 | | B SL 83<br>F FF 91<br>B SI 92<br>C SI 91<br>X SI 92<br>2-2 ② G5-3 | 5 | 0 | 1 | 1 | 0 | 0 | 5 |
| 21 James Loney, L (1, 3)<br>OBP: 0.339, SLG: 0.372 | B FF 87<br>F FF 88<br>B FF 90<br>X FF 88<br>2-1 ③ G4-3 | | B FF 88<br>C FF 88<br>C CU 76<br>F SL 83<br>F FF 90<br>X FF 89<br>1-2 ① G3 | | C CU 74<br>B FF 88<br>B FF 88<br>X CH 83<br>2-1 ① L8 | | X SI 94<br>0-0 ②③ G4-6-3 1-2f | | B SI 91<br>F SI 90<br>F SL 83<br>F SL 83<br>X SI 91<br>1-2 35 3B 1B | 5 | 1 | 1 | 0 | 0 | 0 | 3 |
| 35 Cole Figueroa, L (1, 4)<br>OBP: 0.286, SLG: 0.326 | | B FF 87<br>B FF 87<br>S CH 86<br>B FF 88<br>B FF 88<br>4-1 59 FC1, 11 1B, 59 E BB | B FF 87<br>X CH 83<br>1-0 ② G4-3 | | B CH 83<br>C FF 88<br>B CU 75<br>X FF 88<br>2-1 ② G3 | | | B FF 91<br>X SI 93<br>1-0 8 1B 2B | X SI 89<br>0-0 1-H 3B | 4 | 2 | 2 | 1 | 1 | 0 | 0 |
| 11 Yunel Escobar, R (1, 6)<br>OBP: 0.326, SLG: 0.331 | | C FF 88<br>X SL 82<br>0-1 59 E, 8 FC3-2 1-2 1B | S CU 77<br>X FF 89<br>0-1 ③ F8 | | C FF 88<br>B FF 89<br>B FF 89<br>S SL 83<br>F SL 84<br>X SL 84<br>2-2 ③ G6-3 | | | B SI 94<br>B SI 92<br>S SI 94<br>C SI 93<br>H SI 91<br>3-2 8 1B HBP | C SL 83<br>B SI 91<br>C FF 90<br>X SI 91<br>1-2 ③ L9 | 4 | 0 | 1 | 0 | 0 | 0 | 1 |
| 59 Curt Casali, R (1, 2)<br>OBP: 0.237, SLG: 0.176 | | C FF 89<br>X FF 88<br>0-1 FC1 (18 BB, 8 FC3-2, 20 1B) 1-3 2-H | | F FF 89<br>C SL 82<br>B SL 82<br>F SL 82<br>C FF 89<br>1-3 ① K | | B FF 91<br>F FF 90<br>S SL 84<br>X SL 82<br>1-2 ① L9 | | S SI 94<br>C SL 86<br>B SL 88<br>B SI 92<br>S SL 87<br>2-3 ① K | | 4 | 1 | 0 | 0 | 0 | 2 | 3 |
| 39 Kevin Kiermaier, L (1, 9)<br>OBP: 0.338, SLG: 0.512<br>5 Brandon Guyer, R (7, 7)<br>OBP: 0.347, SLG: 0.355 | | C FF 89<br>C FF 89<br>B SI 88<br>F SL 83<br>B FF 89<br>C CU 77<br>2-3 ① K | | B FF 88<br>C CU 74<br>B FF 89<br>F FF 89<br>B FF 88<br>B FF 88<br>4-2 18 S, 18 2B BB | | T SI 92<br>X SL 85<br>0-1 3B | | B SL 88<br>B SI 92<br>B SI 92<br>C FF 94<br>F FF 94<br>X FF 93<br>3-2 ② F8 | | 2<br>1 | 1<br>0 | 1<br>0 | 0<br>0 | 1<br>0 | 1<br>0 | 2<br>2 |
| Inning Stats | R: 0<br>E: 0<br>K: 0<br>S: 13<br>H: 1<br>LOB: 2<br>BB: 0<br>P: 20 | R: 3<br>E: 1<br>K: 1<br>S: 18<br>H: 2<br>LOB: 2<br>BB: 2<br>P: 32 | R: 0<br>E: 0<br>K: 0<br>S: 8<br>H: 0<br>LOB: 0<br>BB: 0<br>P: 10 | R: 2<br>E: 0<br>K: 1<br>S: 14<br>H: 2<br>LOB: 2<br>BB: 2<br>P: 25 | R: 0<br>E: 0<br>K: 0<br>S: 8<br>H: 0<br>LOB: 0<br>BB: 0<br>P: 14 | R: 0<br>E: 0<br>K: 1<br>S: 11<br>H: 1<br>LOB: 1<br>BB: 0<br>P: 17 | R: 0<br>E: 0<br>K: 0<br>S: 5<br>H: 0<br>LOB: 0<br>BB: 1<br>P: 11 | R: 1<br>E: 0<br>K: 1<br>S: 16<br>H: 2<br>LOB: 2<br>BB: 0<br>P: 29 | R: 1<br>E: 0<br>K: 0<br>S: 13<br>H: 2<br>LOB: 1<br>BB: 0<br>P: 17 | 1B: 6<br>2B: 2<br>3B: 2<br>HR: 0<br>SF: 0<br>SAC: 0<br>DP: 1<br>HBP: 2 | | | | | | |

| PITCHER | | IP | WLS | BF | H | R | ER | SO | BB | IBB | HBP | BLK | WP | HR | S | P | ERA | WHIP |
|---|---|---|---|---|---|---|---|---|---|---|---|---|---|---|---|---|---|---|
| 48 Colby Lewis, R<br>ERA: 5.42 | (1, 1) | 5.0 | L | 25 | 5 | 5 | 2 | 2 | 4 | 0 | 1 | 0 | 0 | 0 | 61 | 101 | 3.60 | 1.800 |
| 35 Phil Klein, R<br>ERA: 6.0 | (6, 1) | 1.0 | | 4 | 1 | 0 | 0 | 1 | 0 | 0 | 0 | 0 | 0 | 0 | 11 | 17 | 0.00 | 1.000 |
| 57 Nate Adcock, R<br>ERA: 5.0 | (7, 1) | 2.0 | | 9 | 2 | 1 | 1 | 1 | 1 | 0 | 1 | 0 | 0 | 0 | 21 | 40 | 4.50 | 1.500 |
| 25 Scott Baker, R<br>ERA: 5.95 | (9, 1) | 1.0 | | 5 | 2 | 1 | 1 | 0 | 0 | 0 | 0 | 0 | 0 | 0 | 13 | 17 | 9.00 | 2.000 |

| PITCHER | IP | WLS | BF | H | R | ER | SO | BB | IBB | HBP | BLK | WP | HR | S | P | ERA | WHIP |
|---|---|---|---|---|---|---|---|---|---|---|---|---|---|---|---|---|---|

# TOP

## Tampa Bay Rays @ Texas Rangers

Globe Life Park in Arlington, Arlington, TX

Mon Aug 11 2014, 8:08 PM - 11:25 PM EDT

Att. 28,501 - Clear - 92 F

livebaseballscorecards.com

| | |
|---|---|
| AB | 36 |
| R | 7 |
| H | 10 |
| RBI | 6 |
| BB | 5 |
| SO | 4 |
| LOB | 23 |

PA: 43

WP: 0
PB: 0
SB: 1
CS: 0

# Tampa Bay Rays @ Texas Rangers

Globe Life Park in Arlington, Arlington, TX

Mon Aug 11 2014, 8:08 PM - 11:25 PM EDT

Att. 28,501 - Clear - 92 F

livebaseballscorecards.com

## BOTTOM

| Batter | 1 | 2 | 3 | 4 | 5 | 6 | 7 | 8 | 9 | AB | R | H | RBI | BB | SO | LOB |
|---|---|---|---|---|---|---|---|---|---|---|---|---|---|---|---|---|
| 17 Shin-Soo Choo, L (1, 9)<br>OBP: 0.346, SLG: 0.373 | C SI 88<br>B SI 90<br>F SI 90<br>B FC 84<br>F SI 92<br>C KC 78<br>2-3 ① K | | X SI 91<br>0-0 ③ F8 | | | B SI 90<br>X FC 84<br>1-0 ② G4-3 | | S KC 76<br>S SI 92<br>B KC 78<br>T SI 92<br>1-2 ② K<br>1-2 | | 4 | 0 | 0 | 0 | 0 | 2 | 3 |
| 1 Elvis Andrus, R (1, 6)<br>OBP: 0.321, SLG: 0.346 | C SI 88<br>X KC 76<br>0-1 ② P6 | | | C FC 82<br>C SI 90<br>B KC 78<br>F SI 92<br>S FC 85<br>1-3 ① K | | C SI 90<br>B SI 91<br>B KC 77<br>X KC 76<br>2-1 ③ G6-3 | | C SL 83<br>B SL 84<br>B SL 87<br>B FF 92<br>B SL 86<br>4-1 BB | | 3 | 0 | 0 | 0 | 1 | 1 | 0 |
| 7 J.P. Arencibia, R (1, 10)<br>OBP: 0.248, SLG: 0.399<br>35 James Adduci, L (8, PH)<br>OBP: 0.286, SLG: 0.304<br>(9, 10) | C KC 76<br>X SI 91<br>0-1 ③ F7 | | | S SI 92<br>C KC 78<br>S KC 79<br>0-3 ② K | | | S KC 75<br>S FC 84<br>B SI 92<br>B KC 77<br>S SI 92<br>2-3 ① K | F CU 76<br>D FS 82<br>B FS 80<br>X FF 89<br>2-1 ③ G6-3 | | 3<br>1 | 0<br>0 | 0<br>0 | 0<br>0 | 0<br>0 | 2<br>0 | 0<br>3 |
| 29 Adrián Beltré, R (1, 5)<br>OBP: 0.373, SLG: 0.510 | | B SI 88<br>B SI 89<br>B SI 89<br>C SI 88<br>B CH 82<br>4-1 2 G4-6-3 BB | | B KC 76<br>B SI 92<br>B SI 91<br>B SI 91<br>4-0 BB | | | F KC 76<br>B SI 91<br>B FC 84<br>F SI 92<br>X SI 92<br>2-2 1B | | C FF 91<br>B FF 93<br>C FF 92<br>X FF 92<br>1-2 ① P3 | 2 | 0 | 1 | 0 | 2 | 0 | 0 |
| 9 Adam Rosales, R (1, 3)<br>OBP: 0.420, SLG: 0.581<br>28 Mike Carp, L (9, PH)<br>OBP: 0.321, SLG: 0.269 | | F SI 89<br>X FC 82<br>0-1 ① L5 | | C SI 91<br>B SI 92<br>B KC 76<br>C SI 91<br>F SI 92<br>B SI 93<br>F SI 92<br>F FC 85<br>X KC 79<br>3-2 ③ L8 | | | F KC 76<br>B SI 91<br>B SI 90<br>B SI 90<br>F SI 90<br>F SI 91<br>C KC 77<br>3-3 ② K | | B FF 92<br>B SI 92<br>B SI 91<br>B CH 92<br>4-0 2 DI BB | 3<br>0 | 0<br>0 | 0<br>0 | 0<br>0 | 1<br>1 | 3<br>0 | 0<br>0 |
| 2 Leonys Martin, L (1, 8)<br>OBP: 0.307, SLG: 0.349 | | L SI 89<br>B SI 90<br>F FC 83<br>X KC 77<br>1-2 ②③ G4-6-3<br>1-2f | | | C SI 89<br>B FC 84<br>X SI 90<br>1-1 ① F7 | | C SI 90<br>F KC 76<br>S FC 84<br>0-3 ③ K | | B CU 80<br>C FF 92<br>T CU 81<br>B SL 85<br>B FF 92<br>B FF 92<br>4-2 1-2 BB | 3 | 0 | 0 | 0 | 1 | 1 | 2 |
| 61 Robinson Chirinos, R (1, 2)<br>OBP: 0.275, SLG: 0.423 | | | B SI 88<br>B CH 79<br>S SI 90<br>B KC 77<br>F SI 90<br>X SI 90<br>3-2 ① G4-3 | | B KC 76<br>B SI 89<br>X SI 89<br>2-0 ② P6 | | | B SI 88<br>C SI 88<br>X FC 82<br>1-1 ① L8 | B SL 84<br>B FF 93<br>C SL 86<br>C SL 85<br>S FF 92<br>2-3 ② K | 4 | 0 | 0 | 0 | 0 | 1 | 2 |
| 12 Rougned Odor, L (1, 4)<br>OBP: 0.296, SLG: 0.379 | | | C FC 84<br>B SI 90<br>F FC 84<br>S SI 92<br>1-3 ② K | | B FC 84<br>B FC 83<br>F SI 90<br>F FC 85<br>S KC 79<br>2-3 ③ K | | | C SI 90<br>B SI 90<br>B SI 89<br>X SI 89<br>2-1 19 WP 2B | C FF 91<br>D SL 85<br>X FF 92<br>1-1 ③ L9 | 4 | 0 | 1 | 0 | 0 | 2 | 2 |
| 19 Daniel Robertson, R (1, 7)<br>OBP: 0.330, SLG: 0.315 | | | X SI 91<br>0-0 E1 1B | | | C KC 75<br>B KC 74<br>F SI 90<br>F SI 92<br>B SI 92<br>B KC 77<br>X SI 92<br>3-2 ① P4 | | B KC 76<br>F SI 89<br>D FC 84<br>F SI 90<br>D FC 85<br>F SI 92<br>B SI 91<br>4-2 17 WP 2-3 BB | | 2 | 0 | 1 | 0 | 1 | 0 | 0 |
| Inning Stats | R: 0 E: 0 K: 1 S: 8<br>H: 0 LOB: 0 BB: 0 P: 10 | R: 0 E: 0 K: 0 S: 6<br>H: 0 LOB: 0 BB: 1 P: 11 | R: 0 E: 1 K: 1 S: 8<br>H: 1 LOB: 1 BB: 0 P: 12 | R: 0 E: 0 K: 2 S: 13<br>H: 0 LOB: 1 BB: 1 P: 21 | R: 0 E: 0 K: 1 S: 6<br>H: 0 LOB: 0 BB: 0 P: 11 | R: 0 E: 0 K: 0 S: 7<br>H: 0 LOB: 0 BB: 0 P: 13 | R: 0 E: 0 K: 3 S: 13<br>H: 1 LOB: 1 BB: 0 P: 20 | R: 0 E: 0 K: 1 S: 13<br>H: 1 LOB: 3 BB: 2 P: 27 | R: 0 E: 0 K: 1 S: 10<br>H: 0 LOB: 2 BB: 2 P: 22 | 1B: 2<br>2B: 1<br>3B: 0<br>HR: 0 | SF: 0<br>SAC: 0<br>DP: 1<br>HBP: 0 | | | WP: 2<br>PB: 0<br>SB: 0<br>CS: 0 | PA: 35 | | |

| | AB | 29 |
|---|---|---|
| | R | 0 |
| | H | 3 |
| | RBI | 0 |
| | BB | 6 |
| | SO | 10 |
| | LOB | 15 |

| PITCHER | | IP | WLS | BF | H | R | ER | SO | BB | IBB | HBP | BLK | WP | HR | S | P | ERA | WHIP |
|---|---|---|---|---|---|---|---|---|---|---|---|---|---|---|---|---|---|---|
| 33 Drew Smyly, L<br>ERA: 3.73 | (1, 1) | 7.2 | W | 28 | 3 | 0 | 0 | 9 | 3 | 0 | 0 | 0 | 2 | 0 | 71 | 116 | 0.00 | 0.783 |
| 49 Kirby Yates, R<br>ERA: 2.28 | (8, 1) | 0.0 | | 1 | 0 | 0 | 0 | 0 | 1 | 0 | 0 | 0 | 0 | 0 | 1 | 5 | ∞ | ∞ |
| 62 Joel Peralta, R<br>ERA: 3.5 | (8, 1) | 0.1 | | 1 | 0 | 0 | 0 | 0 | 0 | 0 | 0 | 0 | 0 | 0 | 2 | 4 | 0.00 | 0.000 |
| 50 Grant Balfour, R<br>ERA: 5.24 | (9, 1) | 1.0 | | 5 | 0 | 0 | 0 | 1 | 2 | 0 | 0 | 0 | 0 | 0 | 10 | 22 | 0.00 | 2.000 |

| PITCHER | IP | WLS | BF | H | R | ER | SO | BB | IBB | HBP | BLK | WP | HR | S | P | ERA | WHIP |
|---|---|---|---|---|---|---|---|---|---|---|---|---|---|---|---|---|---|

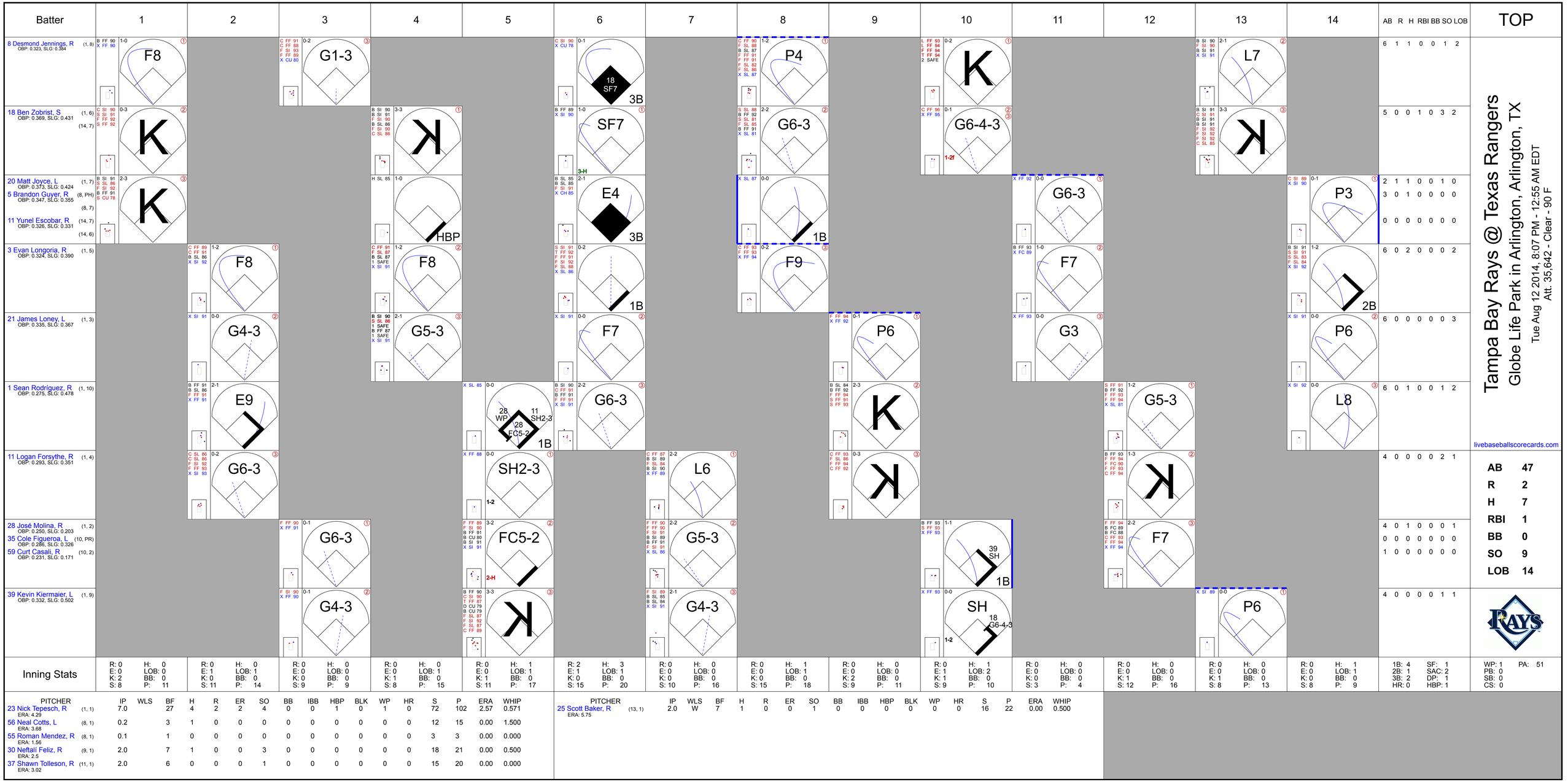
Batter
1
2
3
4
5
6
7
8
9
10
11
12
13
14
AB R H RBI BB SO LOB
TOP
8 Desmond Jennings, R (1, 8) OBP: 0.323, SLG: 0.384
F8
G1-3
18 SF7 3B
P4
K
L7
6 1 1 0 0 1 2
18 Ben Zobrist, S (1, 6) OBP: 0.369, SLG: 0.431 (14, 7)
K
K
SF7 3-H
G6-4-3 1-2f
G6-3
K
5 0 0 1 0 3 2
20 Matt Joyce, L (1, 7) OBP: 0.373, SLG: 0.424
5 Brandon Guyer, R (8, PH) OBP: 0.347, SLG: 0.355 (8, 7)
11 Yunel Escobar, R (14, 7) OBP: 0.326, SLG: 0.331 (14, 6)
K
HBP
E4 3B
G6-3
P3
2 1 1 0 0 1 0
3 0 1 0 0 0 0
0 0 0 0 0 0 0
3 Evan Longoria, R (1, 5) OBP: 0.324, SLG: 0.390
F8
F8
1B
F9
F7
2B
6 0 2 0 0 0 2
21 James Loney, L (1, 3) OBP: 0.335, SLG: 0.367
G4-3
G5-3
F7
P6
G3
P6
6 0 0 0 0 0 3
1 Sean Rodríguez, R (1, 10) OBP: 0.275, SLG: 0.478
E9
28 WP
28 FC5-2
11 SH2-3
1B
G6-3
P6
K
G5-3
L8
6 0 1 0 0 1 2
11 Logan Forsythe, R (1, 4) OBP: 0.293, SLG: 0.351
G6-3
SH2-3 1-2
L6
K
K
4 0 0 0 0 2 1
28 José Molina, R (1, 2) OBP: 0.250, SLG: 0.203
35 Cole Figueroa, L (10, PR) OBP: 0.286, SLG: 0.326
59 Curt Casali, R (10, 2) OBP: 0.231, SLG: 0.171
G6-3
FC5-2 2-H
G5-3
39 SH
1B
F7
4 0 1 0 0 0 1
0 0 0 0 0 0 0
1 0 0 0 0 0 0
39 Kevin Kiermaier, L (1, 9) OBP: 0.332, SLG: 0.502
G4-3
K
G4-3
SH 18 G6-4-3
P6
4 0 0 0 0 1 1
Tampa Bay Rays @ Texas Rangers
Globe Life Park in Arlington, Arlington, TX
Tue Aug 12 2014, 8:07 PM - 12:55 AM EDT
Att. 35,642 - Clear - 90 F
livebaseballscorecards.com
AB 47
R 2
H 7
RBI 1
BB 0
SO 9
LOB 14
Inning Stats
R: 0 E: 0 K: 2 S: 8 H: 0 LOB: 0 BB: 0 P: 11
R: 0 E: 1 K: 0 S: 11 H: 0 LOB: 1 BB: 0 P: 14
R: 0 E: 0 K: 0 S: 9 H: 0 LOB: 0 BB: 0 P: 9
R: 0 E: 0 K: 1 S: 8 H: 0 LOB: 0 BB: 0 P: 15
R: 0 E: 0 K: 1 S: 11 H: 1 LOB: 1 BB: 0 P: 17
R: 2 E: 1 K: 0 S: 15 H: 3 LOB: 1 BB: 0 P: 20
R: 0 E: 0 K: 0 S: 10 H: 0 LOB: 0 BB: 0 P: 16
R: 0 E: 0 K: 0 S: 15 H: 1 LOB: 1 BB: 0 P: 18
R: 0 E: 0 K: 2 S: 9 H: 0 LOB: 0 BB: 0 P: 11
R: 0 E: 1 K: 1 S: 9 H: 1 LOB: 2 BB: 0 P: 10
R: 0 E: 0 K: 0 S: 3 H: 0 LOB: 0 BB: 0 P: 4
R: 0 E: 0 K: 1 S: 12 H: 0 LOB: 0 BB: 0 P: 16
R: 0 E: 0 K: 1 S: 8 H: 0 LOB: 0 BB: 0 P: 13
R: 0 E: 0 K: 0 S: 8 H: 1 LOB: 1 BB: 0 P: 9
1B: 4 2B: 1 3B: 2 HR: 0 SF: 1 SAC: 2 DP: 1 HBP: 1
WP: 1 PB: 0 SB: 0 CS: 0 PA: 51
PITCHER IP WLS BF H R ER SO BB IBB HBP BLK WP HR S P ERA WHIP
23 Nick Tepesch, R (1, 1) ERA: 4.29 7.0 27 4 2 2 4 0 0 1 0 1 0 72 102 2.57 0.571
56 Neal Cotts, L (8, 1) ERA: 3.68 0.2 3 1 0 0 0 0 0 0 0 0 0 12 15 0.00 1.500
55 Roman Mendez, R (8, 1) ERA: 1.56 0.1 1 0 0 0 0 0 0 0 0 0 0 3 3 0.00 0.000
30 Neftalí Feliz, R (9, 1) ERA: 2.5 2.0 7 1 0 0 3 0 0 0 0 0 0 18 21 0.00 0.500
37 Shawn Tolleson, R (11, 1) ERA: 3.02 2.0 6 0 0 0 1 0 0 0 0 0 0 15 20 0.00 0.000
PITCHER IP WLS BF H R ER SO BB IBB HBP BLK WP HR S P ERA WHIP
25 Scott Baker, R (13, 1) ERA: 5.75 2.0 W 7 1 0 0 1 0 0 0 0 0 0 0 16 22 0.00 0.500

# Tampa Bay Rays @ Texas Rangers

Globe Life Park in Arlington, Arlington, TX

Tue Aug 12 2014, 8:07 PM - 12:55 AM EDT

Att. 35,642 - Clear - 90 F

livebaseballscorecards.com

## BOTTOM

| Batter | 1 | 2 | 3 | 4 | 5 | 6 | 7 | 8 | 9 | 10 | 11 | 12 | 13 | 14 | AB | R | H | RBI | BB | SO | LOB |
|---|---|---|---|---|---|---|---|---|---|---|---|---|---|---|---|---|---|---|---|---|---|
| 17 Shin-Soo Choo, L (1, 9) OBP: 0.345, SLG: 0.374 | C FF 90<br>S CU 73<br>F FF 91<br>B CH 79<br>B CH 80<br>F CH 79<br>X FF 91<br>2-2 L9 ① | | F CU 74<br>S CH 79<br>S CH 78<br>0-3 K ① | | B CH 79<br>F FF 90<br>F FF 91<br>X FF 90<br>1-2 P5 ③ | | B FS 81<br>B FS 82<br>B FS 82<br>X FF 89<br>3-0 1 1B 2B ①<br>3-H | | B CH 80<br>F FF 91<br>C FF 93<br>S FF 93<br>1-3 K ③ | | | C FF 92<br>B SL 82<br>X SL 83<br>1-1 G4-3 ② | | D SL 84<br>X FF 92<br>1-0 9 BB 1-2 2-3 1B | 7 | 0 | 2 | 1 | 0 | 2 | 2 |
| 1 Elvis Andrus, R (1, 6) OBP: 0.321, SLG: 0.345 | C FF 90<br>B FF 92<br>B FF 90<br>X FF 91<br>2-1 1B | | C FF 90<br>C FF 90<br>1 SAFE<br>X CU 78<br>0-2 L4-3 ②③<br>1-1 | | | B CU 72<br>C CH 78<br>L CH 79<br>D CH 78<br>B FF 92<br>B CH 80<br>C FF 91<br>3-3 K ①<br>4-2 29 E 29 1B BB | D FS 81<br>B FS 80<br>C FS 80<br>F FF 89<br>F FS 81<br>X FS 79<br>2-2 1B ②<br>2-H<br>F FC 85<br>S FF 89<br>B FF 91<br>F FF 91<br>C SI 91<br>1-3 K ③ | | | C FF 96<br>B SI 97<br>F FF 94<br>B FF 98<br>F FF 97<br>F FF 96<br>X SI 97<br>2-2 G6-3 ①<br>4-1 29 F9-3 BB | | B SL 82<br>C FF 92<br>X SL 85<br>1-1 G5-3 ③ | | D FF 92<br>B FF 92<br>X FF 92<br>2-0 F9 ② | 7 | 0 | 2 | 0 | 0 | 1 | 4 |
| 28 Mike Carp, L (1, 3) OBP: 0.322, SLG: 0.263<br>9 Adam Rosales, R (7, PH) OBP: 0.426, SLG: 0.556<br>(8, 3) | B SI 90<br>1 SAFE<br>D CH 80<br>X FF 89<br>2-0 L9 ② | | | B CH 78<br>B SI 91<br>B CH 80<br>C CU 74<br>B CH 80<br>X CU 77<br>1-3 K ①<br>3-2 E3 | | F SI 90<br>X CU 77<br>0-1 E7 1-3 1B | | C FC 84<br>B CU 75<br>B FF 90<br>C FC 84<br>B FF 91<br>B FF 91<br>4-2 35 SH3-4 BB | | | B FF 97<br>B SI 96<br>F FF 97<br>B FF 97<br>B SL 94<br>4-1 29 F9-3 BB | | C FF 89<br>B FF 91<br>F SL 84<br>B FF 92<br>F SL 83<br>F SL 83<br>F SL 85<br>X FF 91<br>2-2 L5 ① | B FF 91<br>B CH 86<br>D FF 90<br>B FF 91<br>4-0 1-2 2-3 3-H BB | 2 | 0 | 0 | 0 | 1 | 1 | 1 |
| 29 Adrián Beltré, R (1, 5) OBP: 0.373, SLG: 0.506 | C FF 90<br>F SI 90<br>X CH 79<br>0-2 F7 ③ | | | F FF 90<br>B SI 91<br>B CH 80<br>C CU 74<br>B CH 80<br>X CU 77<br>3-2 E3 | | | | X FC 84<br>0-0 SH3-4 ①<br>1-2 | C FF 95<br>C FF 96<br>B FF 97<br>S FF 96<br>1-3 K ① | 1 SAFE<br>B FF 95<br>X FF 94<br>1-0 F9-3 ②③<br>1-1 | | | C CU 82<br>F FF 90<br>X FF 91<br>0-2 F8 ② | | 2 | 0 | 0 | 0 | 1 | 1 | 1 |
| 35 James Adduci, L (1, 7) OBP: 0.275, SLG: 0.292<br>19 Daniel Robertson, R (11, PH) OBP: 0.333, SLG: 0.336<br>(12, 7) | | C CU 71<br>X CH 79<br>0-1 G3 ① | C CH 78<br>F FF 91<br>F SI 92<br>B CU 78<br>F CH 79<br>B FF 90<br>F CU 78<br>S CH 80<br>2-3 K ② | | C CU 74<br>S CH 78<br>S FF 92<br>0-3 K ② | | | | | | X FF 91<br>0-0 3B | 5 | 0 | 1 | 0 | 1 | 0 | 2 |
| 7 J.P. Arencibia, R (1, 10) OBP: 0.241, SLG: 0.385<br>Alex Rios, R (13, PH) OBP: 0.323, SLG: 0.414<br>(14, 10) | | C CH 79<br>B SI 90<br>X FF 90<br>1-1 F9 ② | B SI 90<br>F SI 90<br>X SI 90<br>1-1 G5-3 ③ | | F CH 79<br>D CH 78<br>X FF 91<br>1-1 G5-3 ③ | | | C CH 80<br>C FF 94<br>C FF 94<br>0-3 K ② | | | X FF 96<br>0-0 P2 ② | C SL 83<br>B FF 90<br>D SL 86<br>X SL 84<br>2-1 F8 ③ | | 3 | 0 | 0 | 0 | 3 | 2 | 3 |
| 2 Leonys Martin, L (1, 8) OBP: 0.312, SLG: 0.354 | | C CU 72<br>C CU 76<br>X FF 92<br>0-2 8 WP 1B | | | B FF 90<br>F CH 79<br>F FF 90<br>B CU 74<br>B FF 90<br>F CH 80<br>F FF 91<br>X CH 80<br>3-2 8 G1-4-3 1B | | C CU 74<br>X FF 89<br>0-1 8 2B 12 SF9 1B | C FC 93<br>S CH 81<br>F FF 95<br>B FF 94<br>X CH 81<br>1-2 F8 ③ | | | C FF 96<br>F FF 98<br>X FF 98<br>0-2 8 S 1B | | L FF 90<br>X SL 82<br>0-1 F7 ① | 5 | 0 | 1 | 0 | 0 | 0 | 1 |
| 8 Geovany Soto, R (1, 2) OBP: 0.250, SLG: 0.333<br>22 Nick Martinez, L (14, PR) | | B SI 90<br>C CH 80<br>S CH 80<br>B CH 80<br>S CH 80<br>2-3 K ③<br>1-2 | | | C SI 90<br>B SI 90<br>X CH 80<br>1-1 G1-4-3 ①②<br>1-2f | | 1 SAFE<br>X FF 88<br>0-0 12 SF9 17 2B 2B<br>1-3 | | C CH 78<br>S FF 92<br>X FF 94<br>0-2 F9 ① | 1 SAFE<br>1 SAFE<br>B FF 96<br>B FF 95<br>B FF 96<br>C FF 93<br>X FF 96<br>3-1 G5-3 ③<br>1-2 | | | C FF 90<br>F FF 91<br>B CU 72<br>B FF 91<br>X FF 91<br>3-1 E5 17 1B 12 1B 9 BB | 6 | 1 | 1 | 0 | 0 | 1 | 3 |
| 12 Rougned Odor, L (1, 4) OBP: 0.300, SLG: 0.384 | | | L CH 78<br>S CU 75<br>F CU 76<br>F FF 92<br>X CH 78<br>0-2 1 L4-3 1B | | C FF 90<br>C FF 91<br>X CU 78<br>0-2 1B | | X CU 77<br>0-0 SF9 ①<br>2-3<br>3-H | | X CH 79<br>0-0 G6-3 ② | | | C FF 91<br>C FF 92<br>F FF 92<br>B CU 81<br>F CU 80<br>C FF 91<br>1-3 K ① | | X SL 83<br>0-0 9 BB 17 1B 1-2 1B | 0 | 1 | 0 | 0 | 0 | 0 | 0 |
| | | | | | | | | | | | | | | | 5 | 0 | 3 | 1 | 0 | 1 | 0 |

| Inning Stats | | | | | | | | | | | | | | |
|---|---|---|---|---|---|---|---|---|---|---|---|---|---|---|
| | R: 0<br>E: 0<br>K: 0<br>S: 11 | H: 1<br>LOB: 1<br>BB: 0<br>P: 17 | R: 0<br>E: 0<br>K: 1<br>S: 10 | H: 1<br>LOB: 1<br>BB: 0<br>P: 13 | R: 0<br>E: 0<br>K: 1<br>S: 11 | H: 1<br>LOB: 0<br>BB: 0<br>P: 11 | R: 0<br>E: 1<br>K: 2<br>S: 14 | H: 0<br>LOB: 1<br>BB: 0<br>P: 21 | R: 0<br>E: 0<br>K: 2<br>S: 13 | H: 2<br>LOB: 1<br>BB: 0<br>P: 18 | R: 0<br>E: 1<br>K: 2<br>S: 13 | H: 1<br>LOB: 2<br>BB: 1<br>P: 21 | R: 2<br>E: 0<br>K: 1<br>S: 13 | H: 4<br>LOB: 1<br>BB: 0<br>P: 19 |
| | R: 0<br>E: 0<br>K: 1<br>S: 10 | H: 0<br>LOB: 1<br>BB: 1<br>P: 15 | R: 0<br>E: 0<br>K: 1<br>S: 7 | H: 0<br>LOB: 0<br>BB: 0<br>P: 8 | R: 0<br>E: 0<br>K: 0<br>S: 7 | H: 0<br>LOB: 0<br>BB: 1<br>P: 14 | R: 0<br>E: 0<br>K: 1<br>S: 9 | H: 1<br>LOB: 1<br>BB: 0<br>P: 13 | R: 0<br>E: 0<br>K: 1<br>S: 9 | H: 0<br>LOB: 0<br>BB: 0<br>P: 12 | R: 0<br>E: 0<br>K: 0<br>S: 12 | H: 1<br>LOB: 1<br>BB: 0<br>P: 16 | R: 1<br>E: 1<br>K: 0<br>S: 7 | H: 2<br>LOB: 3<br>BB: 1<br>P: 17 |

| PITCHER | | IP | WLS | BF | H | R | ER | SO | BB | IBB | HBP | BLK | WP | HR | S | P | ERA | WHIP |
|---|---|---|---|---|---|---|---|---|---|---|---|---|---|---|---|---|---|---|
| 58 Jeremy Hellickson, R<br>ERA: 2.03 | (1, 1) | 6.0 | | 24 | 6 | 0 | 0 | 6 | 1 | 0 | 0 | 0 | 1 | 0 | 72 | 101 | 0.00 | 1.167 |
| 62 Joel Peralta, R<br>ERA: 3.83 | (7, 1) | 0.2 | B | 5 | 4 | 2 | 2 | 0 | 0 | 0 | 0 | 0 | 0 | 0 | 9 | 14 | 27.00 | 6.000 |
| 38 Jeff Beliveau, L<br>ERA: 1.64 | (7, 1) | 0.2 | | 3 | 0 | 0 | 0 | 1 | 1 | 0 | 0 | 0 | 0 | 0 | 7 | 12 | 0.00 | 1.500 |
| 26 Brad Boxberger, R<br>ERA: 1.95 | (8, 1) | 1.2 | | 5 | 0 | 0 | 0 | 2 | 0 | 0 | 0 | 0 | 0 | 0 | 14 | 16 | 0.00 | 0.000 |
| 57 Jake McGee, L<br>ERA: 1.33 | (10, 1) | 2.0 | | 7 | 1 | 0 | 0 | 1 | 1 | 0 | 0 | 0 | 0 | 0 | 16 | 27 | 0.00 | 1.000 |

| PITCHER | | IP | WLS | BF | H | R | ER | SO | BB | IBB | HBP | BLK | WP | HR | S | P | ERA | WHIP |
|---|---|---|---|---|---|---|---|---|---|---|---|---|---|---|---|---|---|---|
| 50 Grant Balfour, R<br>ERA: 5.01 | (12, 1) | 2.0 | | 7 | 1 | 0 | 0 | 1 | 0 | 0 | 0 | 0 | 0 | 0 | 21 | 28 | 0.00 | 0.500 |
| 27 Cesár Ramos, L<br>ERA: 3.9 | (14, 1) | 0.2 | L | 6 | 2 | 1 | 0 | 0 | 1 | 0 | 0 | 0 | 0 | 0 | 7 | 17 | 0.00 | 4.500 |

| | |
|---|---|
| AB | 51 |
| R | 3 |
| H | 14 |
| RBI | 3 |
| BB | 4 |
| SO | 11 |
| LOB | 22 |

| | | | |
|---|---|---|---|
| 1B: 11 | SF: 1 | WP: 1 | PA: 57 |
| 2B: 4 | SAC: 1 | PB: 0 | |
| 3B: 1 | DP: 3 | SB: 1 | |
| HR: 0 | HBP: 0 | CS: 0 | |

| Batter | 1 | 2 | 3 | 4 | 5 | 6 | 7 | 8 | 9 | AB | R | H | RBI | BB | SO | LOB |
|---|---|---|---|---|---|---|---|---|---|---|---|---|---|---|---|---|
| 5 Brandon Guyer, R (1, 7)<br>OBP: 0.348, SLG: 0.369 | C FF 92<br>S FF 95<br>F FF 96<br>B SI 94<br>F SL 88<br>X SL 87<br>1-2 ①<br>G5-3 | B SL 87<br>B SL 86<br>X FF 93<br>2-0<br>3-H<br>HR | | | B SL 87<br>B SI 93<br>S SI 93<br>F FF 94<br>X CU 73<br>2-2 ②<br>G5-3 | | F SL 84<br>F FF 92<br>D SL 87<br>F SL 85<br>H SI 92<br>2-2<br>18<br>1B<br>20<br>E<br>1-2<br>HBP | B SI 85<br>S SL 75<br>X CH 68<br>1-1 ②<br>F8<br>2-3 | | 4 | 2 | 1 | 2 | 0 | 0 | 2 |
| 18 Ben Zobrist, S (1, 9)<br>OBP: 0.367, SLG: 0.428 | C SI 93<br>X SI 94<br>0-1 ②<br>G2-3 | C CU 75<br>F SI 94<br>F CU 78<br>F CU 76<br>X FF 96<br>0-2 ③<br>G5-3 | | | B SI 94<br>C FF 93<br>B CU 75<br>X FF 94<br>2-1 ③<br>F9 | | C CH 84<br>F SI 92<br>X SL 86<br>0-2<br>3<br>G5-3<br>20<br>E<br>1-3<br>2-H<br>1B | C SL 76<br>X SI 86<br>0-1 ③<br>F9 | | 5 | 0 | 1 | 1 | 0 | 0 | 2 |
| 20 Matt Joyce, L (1, 10)<br>OBP: 0.374, SLG: 0.431 | B FF 94<br>B SI 93<br>F SI 93<br>X SI 93<br>2-1<br>HR | | B FF 92<br>X FF 92<br>1-0 ①<br>F7 | | | C CH 84<br>B FF 93<br>B CH 88<br>B CH 86<br>B FF 91<br>4-1<br>3<br>1B<br>21<br>1B<br>BB | B CU 74<br>F SL 86<br>X SI 94<br>1-1<br>E1<br>3<br>G5-3<br>21<br>1B<br>1-2<br>3-H | | C KN 73<br>B KN 71<br>C KN 73<br>B KN 70<br>B KN 72<br>X KN 73<br>3-2 ①<br>P4 | 4 | 3 | 1 | 2 | 1 | 0 | 1 |
| 3 Evan Longoria, R (1, 5)<br>OBP: 0.324, SLG: 0.388<br>11 Logan Forsythe, R (8, 4)<br>OBP: 0.296, SLG: 0.354 | C FF 95<br>B SI 94<br>X FF 95<br>1-1 ③<br>L9 | | B SL 86<br>X SI 94<br>1-0 ②<br>P3 | | | T FF 93<br>X SI 93<br>0-1<br>1<br>G6-4-3<br>21<br>1B<br>11<br>1B<br>1-2<br>1B | B SI 93<br>C SL 87<br>S SL 87<br>F SL 85<br>B SI 94<br>B SL 88<br>F SI 95<br>X SI 93<br>3-2 ①②<br>G5-3<br>1-2<br>2-3f | | X KN 71<br>0-0<br>1B | 4<br>1 | 1<br>0 | 1<br>1 | 0<br>0 | 0<br>0 | 0<br>0 | 2<br>0 |
| 21 James Loney, L (1, 3)<br>OBP: 0.338, SLG: 0.369 | | C SI 90<br>X SI 93<br>0-1<br>1<br>HR<br>1B | X SI 94<br>0-0 ③<br>F7 | | | C CH 85<br>X SI 93<br>0-1<br>1<br>G6-4-3<br>1-2<br>2-H<br>1B | X SL 88<br>0-0<br>2-H<br>1B | | D KN 72<br>X KN 73<br>1-0 ②<br>F8 | 5 | 1 | 3 | 2 | 0 | 0 | 1 |
| 1 Sean Rodríguez, R (1, 4)<br>OBP: 0.273, SLG: 0.486<br>(8, 5) | | B SL 84<br>X FF 91<br>1-0<br>1-H<br>HR | | B SI 91<br>S SL 85<br>F FF 93<br>F SL 88<br>B SL 87<br>F FF 95<br>X SI 96<br>2-2 ①<br>G5-3 | | X SL 86<br>0-0 ①②<br>G6-4-3<br>1-2f<br>2-3 | C SL 86<br>S SI 93<br>D SL 88<br>F SL 87<br>S SI 93<br>1-3 ③<br>K | | X KN 69<br>0-0 ③<br>F7 | 5 | 1 | 1 | 2 | 0 | 1 | 4 |
| 11 Yunel Escobar, R (1, 6)<br>OBP: 0.327, SLG: 0.332 | | X FF 92<br>0-0 ①<br>F8 | | X FF 94<br>0-0 ②<br>G5-3 | | X FF 93<br>0-0<br>3-H<br>1B | | X SL 87<br>0-0<br>5<br>F8<br>59<br>BB<br>1B | | 4 | 0 | 2 | 1 | 0 | 0 | 0 |
| 59 Curt Casali, R (1, 2)<br>OBP: 0.256, SLG: 0.211 | | X FF 94<br>0-0<br>39<br>G4-3<br>5<br>HR<br>2B | | C SI 95<br>B SL 88<br>X SL 88<br>1-1 ③<br>F8 | | B SI 93<br>C SL 86<br>B SI 94<br>C SI 91<br>X SL 87<br>2-2 ③<br>F8 | | B SI 94<br>S SI 92<br>B SI 94<br>B SI 93<br>B FF 93<br>4-1<br>1-2<br>BB | | 3 | 1 | 1 | 0 | 1 | 0 | 1 |
| 39 Kevin Kiermaier, L (1, 8)<br>OBP: 0.331, SLG: 0.495 | | D CU 74<br>X CH 87<br>1-0 ②<br>G4-3<br>2-3 | | | F SI 93<br>B SI 94<br>C SI 74<br>F FF 95<br>F CU 76<br>S SL 89<br>1-3 ①<br>K | | B CU 72<br>B CH 85<br>C SI 92<br>B SI 92<br>B SI 92<br>4-1<br>5<br>HBP<br>18<br>1B<br>BB | C SI 85<br>S SL 76<br>B SL 76<br>C CH 66<br>1-3 ①<br>K | | 3 | 1 | 0 | 0 | 1 | 2 | 3 |
| Inning Stats | R: 1<br>E: 0<br>K: 0<br>S: 11<br>H: 1<br>LOB: 0<br>BB: 0<br>P: 15 | R: 4<br>E: 0<br>K: 0<br>S: 12<br>H: 4<br>LOB: 0<br>BB: 0<br>P: 16 | R: 0<br>E: 0<br>K: 0<br>S: 3<br>H: 0<br>LOB: 0<br>BB: 0<br>P: 5 | R: 0<br>E: 0<br>K: 0<br>S: 8<br>H: 0<br>LOB: 0<br>BB: 0<br>P: 11 | R: 0<br>E: 0<br>K: 1<br>S: 10<br>H: 0<br>LOB: 0<br>BB: 0<br>P: 15 | R: 2<br>E: 0<br>K: 0<br>S: 10<br>H: 3<br>LOB: 1<br>BB: 1<br>P: 16 | R: 3<br>E: 1<br>K: 1<br>S: 19<br>H: 2<br>LOB: 1<br>BB: 1<br>P: 30 | R: 0<br>E: 0<br>K: 1<br>S: 9<br>H: 1<br>LOB: 2<br>BB: 1<br>P: 15 | R: 0<br>E: 0<br>K: 0<br>S: 6<br>H: 1<br>LOB: 1<br>BB: 0<br>P: 10 | 1B: 8<br>2B: 1<br>3B: 0<br>HR: 3<br>SF: 0<br>SAC: 0<br>DP: 2<br>HBP: 1 | | | | WP: 0<br>PB: 0<br>SB: 0<br>CS: 0 | PA: 42 | | |

# TOP

## Tampa Bay Rays @ Texas Rangers

Globe Life Park in Arlington, Arlington, TX

Wed Aug 13 2014, 8:10 PM - 10:58 PM EDT

Att. 29,870 - Clear - 91 F

livebaseballscorecards.com

| | |
|---|---|
| AB | 38 |
| R | 10 |
| H | 12 |
| RBI | 10 |
| BB | 3 |
| SO | 3 |
| LOB | 16 |

| PITCHER | | IP | WLS | BF | H | R | ER | SO | BB | IBB | HBP | BLK | WP | HR | S | P | ERA | WHIP |
|---|---|---|---|---|---|---|---|---|---|---|---|---|---|---|---|---|---|---|
| 36 Miles Mikolas, R<br>ERA: 7.71 | (1, 1) | 6.0 | L | 30 | 9 | 10 | 10 | 1 | 2 | 0 | 1 | 0 | 0 | 3 | 63 | 94 | 15.00 | 1.833 |
| 57 Nate Adcock, R<br>ERA: 4.5 | (7, 1) | 1.0 | | 5 | 2 | 0 | 0 | 1 | 1 | 0 | 0 | 0 | 0 | 0 | 12 | 20 | 0.00 | 3.000 |
| 58 Alex Claudio, L<br>ERA: | (8, 1) | 1.0 | | 3 | 0 | 0 | 0 | 1 | 0 | 0 | 0 | 0 | 0 | 0 | 7 | 9 | 0.00 | 0.000 |
| 7 J.P. Arencibia, R<br>ERA: | (9, 1) | 1.0 | | 4 | 1 | 0 | 0 | 0 | 0 | 0 | 0 | 0 | 0 | 0 | 6 | 10 | 0.00 | 1.000 |

| PITCHER | IP | WLS | BF | H | R | ER | SO | BB | IBB | HBP | BLK | WP | HR | S | P | ERA | WHIP |
|---|---|---|---|---|---|---|---|---|---|---|---|---|---|---|---|---|---|

| Batter | 1 | 2 | 3 | 4 | 5 | 6 | 7 | 8 | 9 | AB | R | H | RBI | BB | SO | LOB |
|---|---|---|---|---|---|---|---|---|---|---|---|---|---|---|---|---|
| 17 Shin-Soo Choo, L (1, 9)<br>OBP: 0.343, SLG: 0.371 | X FF 94<br>0-0 ① G4-3 | | C FF 95<br>S SI 98<br>B FF 96<br>B FF 97<br>F SL 87<br>C SI 95<br>2-3 ② K | | | C SI 93<br>B FF 95<br>F CH 84<br>S SL 88<br>1-3 ① K | | C SI 92<br>X FF 92<br>0-1 ② F9 | | 3 | 0 | 0 | 0 | 0 | 2 | 0 |
| 19 Daniel Robertson, R (8, 9)<br>OBP: 0.331, SLG: 0.333 | | | | | | | | | | 1 | 0 | 0 | 0 | 0 | 0 | 0 |
| 1 Elvis Andrus, R (1, 6)<br>OBP: 0.322, SLG: 0.345 | C FF 94<br>B FF 96<br>B FF 96<br>C FF 95<br>B SL 89<br>B FF 95<br>4-2 29 FC5-4 28 BB BB | | B SL 85<br>X FF 94<br>1-0 ③ F8 | | | B FF 96<br>C SL 85<br>B SL 86<br>X FF 94<br>2-1 28 1B 1B | | C FF 92<br>C SL 81<br>S SL 82<br>0-3 ③ K | | 3 | 0 | 1 | 0 | 1 | 1 | 0 |
| 28 Mike Carp, L (1, 3)<br>OBP: 0.328, SLG: 0.265 | B FF 94<br>B SI 93<br>C FF 94<br>B SI 95<br>B FF 94<br>4-1 29 FC5-4<br>1-2 BB | | | S CH 86<br>C FF 95<br>F SI 96<br>S SL 87<br>0-3 ① K2-3 | | B SI 95<br>X SI 94<br>1-0<br>1-2 1B | | | B FS 81<br>C SI 91<br>B SI 92<br>C SI 90<br>B SL 82<br>X SI 91<br>3-2 ① F8 | 3 | 0 | 1 | 0 | 1 | 1 | 0 |
| 29 Adrián Beltré, R (1, 5)<br>OBP: 0.370, SLG: 0.502 | B SL 87<br>F FF 96<br>D FF 96<br>X SL 86<br>2-1 ② FC5-4<br>1-2f<br>2-3 | | | B SI 95<br>S FF 95<br>F FF 96<br>X FF 98<br>1-2 ② L9 | | B SL 84<br>F SI 95<br>F FF 95<br>D SL 88<br>B FF 97<br>S SL 87<br>3-3 ② K | | | C SI 92<br>C SL 80<br>B SL 82<br>F SI 92<br>B FS 84<br>F SI 93<br>B SL 84<br>F SI 92<br>X SI 92<br>3-2 ② P4 | 3 | 0 | 0 | 0 | 0 | 1 | 4 |
| 9 Adam Rosales, R (8, 5)<br>OBP: 0.418, SLG: 0.543 | | | | | | | | | | 1 | 0 | 0 | 0 | 0 | 0 | 0 |
| Alex Rios, R (1, 10)<br>OBP: 0.320, SLG: 0.410 | C FF 95<br>S SL 87<br>D SL 88<br>B FF 96<br>S SL 86<br>2-3 ③ K | | | B FF 95<br>X SL 86<br>1-0 ③ G6-3 | | C SL 84<br>D FF 98<br>C SI 96<br>F FF 97<br>S SL 88<br>1-3 ③ K | | | C SI 93<br>X SL 83<br>0-1 ③ F9 | 4 | 0 | 0 | 0 | 0 | 2 | 4 |
| 2 Leonys Martin, L (1, 8)<br>OBP: 0.313, SLG: 0.356 | | B FF 92<br>C FF 93<br>B CH 86<br>B SI 93<br>C SI 93<br>F SI 94<br>F SI 94<br>C SL 86<br>3-3 ① K | | | S FF 92<br>F SI 95<br>F SL 88<br>X SL 86<br>0-2 61 1B 35 SF9 2B | | C SI 92<br>S CH 83<br>B FF 94<br>F CH 84<br>S FF 94<br>1-3 ① K | | | 3 | 1 | 1 | 0 | 0 | 2 | 0 |
| 61 Robinson Chirinos, R (1, 2)<br>OBP: 0.276, SLG: 0.421 | | C SL 87<br>S FF 97<br>B FF 98<br>B SL 88<br>B SL 87<br>S FF 96<br>3-3 ② K | | | B FF 94<br>B FF 95<br>X FF 94<br>2-0 12 G3-6-3<br>2-3 1B | | C FF 95<br>X SI 97<br>0-1 ② G4-3 | | | 3 | 0 | 1 | 0 | 0 | 1 | 0 |
| 35 James Adduci, L (1, 7)<br>OBP: 0.265, SLG: 0.284 | | B FF 95<br>B SI 96<br>C SI 94<br>F SI 95<br>F SL 88<br>S SL 89<br>2-3 ③ K | | | C FF 93<br>B SI 94<br>X SL 85<br>1-1 ① SF9<br>3-H | | B CH 86<br>F FF 94<br>S SI 94<br>B FF 95<br>S SI 96<br>2-3 ③ K | | | 2 | 0 | 0 | 1 | 0 | 2 | 0 |
| 12 Rougned Odor, L (1, 4)<br>OBP: 0.297, SLG: 0.379 | | | C FF 94<br>B FF 96<br>F SI 95<br>B SL 88<br>S SL 89<br>2-3 ① K | | X FF 93<br>0-0 ② ③ G3-6-3<br>1-2f | | | B SI 91<br>F SI 91<br>F FS 82<br>X FS 84<br>1-2 ① G3 | | 3 | 0 | 0 | 0 | 0 | 1 | 1 |
| Inning Stats | R: 0 H: 0<br>E: 0 LOB: 2<br>K: 1 BB: 2<br>S: 9 P: 21 | R: 0 H: 0<br>E: 0 LOB: 0<br>K: 3 BB: 0<br>S: 12 P: 20 | R: 0 H: 0<br>E: 0 LOB: 0<br>K: 2 BB: 0<br>S: 8 P: 13 | R: 0 H: 0<br>E: 0 LOB: 0<br>K: 1 BB: 0<br>S: 8 P: 10 | R: 1 H: 2<br>E: 0 LOB: 0<br>K: 0 BB: 0<br>S: 8 P: 11 | R: 0 H: 2<br>E: 0 LOB: 2<br>K: 3 BB: 0<br>S: 13 P: 21 | R: 0 H: 0<br>E: 0 LOB: 0<br>K: 2 BB: 0<br>S: 9 P: 12 | R: 0 H: 0<br>E: 0 LOB: 0<br>K: 1 BB: 0<br>S: 8 P: 9 | R: 0 H: 0<br>E: 0 LOB: 0<br>K: 0 BB: 0<br>S: 11 P: 17 | 1B: 3 SF: 1<br>2B: 1 SAC: 0<br>3B: 0 DP: 1<br>HR: 0 HBP: 0 | | | | | | |

| PITCHER | IP | WLS | BF | H | R | ER | SO | BB | IBB | HBP | BLK | WP | HR | S | P | ERA | WHIP |
|---|---|---|---|---|---|---|---|---|---|---|---|---|---|---|---|---|---|
| 22 Chris Archer, R (1, 1)<br>ERA: 3.24 | 7.0 | W | 26 | 4 | 1 | 1 | 12 | 2 | 0 | 0 | 0 | 0 | 0 | 67 | 108 | 1.29 | 0.857 |
| 47 Brandon Gomes, R (8, 1)<br>ERA: 4.5 | 2.0 | | 6 | 0 | 0 | 0 | 1 | 0 | 0 | 0 | 0 | 0 | 0 | 19 | 26 | 0.00 | 0.000 |

| PITCHER | IP | WLS | BF | H | R | ER | SO | BB | IBB | HBP | BLK | WP | HR | S | P | ERA | WHIP |
|---|---|---|---|---|---|---|---|---|---|---|---|---|---|---|---|---|---|

# BOTTOM

# Tampa Bay Rays @ Texas Rangers

Globe Life Park in Arlington, Arlington, TX

Wed Aug 13 2014, 8:10 PM - 10:58 PM EDT

Att. 29,870 - Clear - 91 F

livebaseballscorecards.com

| | |
|---|---|
| AB | 29 |
| R | 1 |
| H | 4 |
| RBI | 1 |
| BB | 2 |
| SO | 13 |
| LOB | 9 |

# Tampa Bay Rays @ Texas Rangers

Globe Life Park in Arlington, Arlington, TX

Thu Aug 14 2014, 8:09 PM - 11:10 PM EDT

Att. 28,904 - Clear - 92 F

TOP

livebaseballscorecards.com

| Batter | 1 | 2 | 3 | 4 | 5 | 6 | 7 | 8 | 9 | AB | R | H | RBI | BB | SO | LOB |
|---|---|---|---|---|---|---|---|---|---|---|---|---|---|---|---|---|
| 5 Brandon Guyer, R (1, 7)<br>OBP: 0.350, SLG: 0.370 | F FF 92<br>B FF 91<br>F FF 91<br>F FF 90<br>S FF 92<br>1-3 K ① | | C FF 89<br>X SL 84<br>0-1 3 S 3 1B 1B | | C FF 89<br>B CU 74<br>F SL 83<br>B FF 90<br>F SL 86<br>F FF 90<br>X FF 91<br>2-2 F9 ① | C SL 86<br>B FF 92<br>C SL 83<br>S FF 93<br>1-3 K ③ | | | C SL 76<br>X SI 85<br>0-1 3 FC6-4 1B | 5 | 1 | 2 | 0 | 0 | 2 | 0 |
| 18 Ben Zobrist, S (1, 9)<br>OBP: 0.365, SLG: 0.424 | C FF 92<br>B FF 92<br>C FF 92<br>F FF 92<br>S FF 93<br>1-3 K ② | | B FF 89<br>1 SAFE<br>B FF 90<br>C FF 90<br>1 SAFE<br>F FF 90<br>X FF 90<br>2-2 F9 ② | | B CH 85<br>L SL 84<br>B SL 84<br>B FF 90<br>B FC 90<br>4-1 3 HR BB | | B SI 91<br>C SL 84<br>X SL 85<br>1-1 F9 ① | | L SI 84<br>X SL 76<br>0-1 L7 ② | 4 | 1 | 0 | 0 | 1 | 1 | 2 |
| 3 Evan Longoria, R (1, 10)<br>OBP: 0.325, SLG: 0.395 | C FF 92<br>F FF 92<br>B FF 91<br>B FC 92<br>F FF 92<br>S SL 84<br>2-3 K ③ | | C FF 89<br>C FF 90<br>F FF 92<br>1 SAFE<br>D FF 91<br>X FF 92<br>1-2 21 WP 21 1B 1-H 1B | | S FF 91<br>B CH 85<br>B FF 89<br>B FF 89<br>F FF 90<br>X FF 90<br>3-2 1-H HR | | C FF 93<br>F SL 86<br>S SL 86<br>0-3 K ② | | 1 SAFE<br>B SI 85<br>D CH 68<br>S SI 84<br>S SI 85<br>F CH 67<br>X SI 85<br>2-2 FC6-4 1-2f ③ | 5 | 2 | 2 | 3 | 0 | 2 | 1 |
| 21 James Loney, L (1, 3) | | F FF 89<br>X FF 91<br>0-1 G4-3 ①<br>B FF 91<br>F FF 91<br>B FF 90<br>S FF 91<br>F FF 90<br>F SL 85<br>X FF 92<br>2-2 1-H 1B | | | X SL 80<br>0-0 1 WP 1B | | X SL 83<br>0-0 G4-3 ③ | | | 4 | 0 | 2 | 1 | 0 | 0 | 0 |
| 1 Sean Rodríguez, R (1, 5)<br>OBP: 0.272, SLG: 0.478 | | B FF 91<br>C FF 90<br>B FF 90<br>X FF 90<br>2-1 G4-3 ②<br>C FF 91<br>B FF 91<br>F FF 90<br>B FF 90<br>B SI 92<br>F FF 91<br>F FF 91<br>X FF 91<br>3-2 F9 ③ | | | C CH 84<br>B FF 90<br>D CU 76<br>B FF 90<br>B FF 89<br>4-2 1-2 BB | | | F FF 94<br>S FS 89<br>C CH 82<br>0-3 K ① | | 3 | 0 | 0 | 0 | 1 | 1 | 1 |
| 11 Yunel Escobar, R (1, 6)<br>OBP: 0.327, SLG: 0.331 | | B FF 92<br>B FF 90<br>X FF 92<br>2-0 11 HR 1B | | F FF 90<br>B FC 90<br>F FF 91<br>X FF 91<br>1-2 G5-3 ①<br>C FF 90<br>X FF 92<br>0-1 28 FC6-4 1B | B SI 90<br>B SI 90<br>F FF 91<br>B FF 91<br>C SL 85<br>F SL 85<br>S SL 84<br>3-3 K ② | | | B FF 94<br>F FF 92<br>S FF 95<br>F FF 97<br>B CH 84<br>F FF 94<br>B FS 89<br>X FF 94<br>3-2 F8 ② | | 4 | 1 | 1 | 0 | 0 | 1 | 2 |
| 11 Logan Forsythe, R (1, 4)<br>OBP: 0.303, SLG: 0.373 | | C FC 90<br>C FC 90<br>X FF 90<br>0-2 1-H HR | | | C SL 84<br>B SL 84<br>B SI 90<br>S SL 83<br>B SL 86<br>X SL 84<br>3-2 F8 ③ | | | B FF 95<br>X FF 94<br>1-0 1B | | 4 | 1 | 3 | 2 | 0 | 0 | 2 |
| 28 José Molina, R (1, 2)<br>OBP: 0.245, SLG: 0.199 | | F FF 92<br>C FF 92<br>X FF 92<br>0-2 G5-3 ③ | | F FC 90<br>F FF 89<br>F FC 89<br>B FF 91<br>F FF 89<br>1 SAFE<br>X SL 85<br>1-2 FC6-4 39 FC6-4 1-2f ② | | C FF 91<br>B SL 84<br>B SL 85<br>C FF 92<br>S FF 92<br>2-3 K ① | | B FF 92<br>T FS 90<br>B FF 94<br>F FF 93<br>X FF 95<br>2-2 G4-3 ③ | | 4 | 0 | 0 | 0 | 0 | 1 | 2 |
| 39 Kevin Kiermaier, L (1, 8)<br>OBP: 0.325, SLG: 0.487 | | | X FF 89<br>0-0 L7 ①<br>B SI 89<br>X FF 90<br>1-0 FC6-4 1-2f ③ | | | C SI 92<br>B SL 86<br>B SI 92<br>F SI 92<br>S SL 88<br>2-3 K ② | | | C SI 84<br>B SL 74<br>S SI 83<br>F CH 66<br>F CH 67<br>F SI 85<br>C CH 66<br>1-3 K ① | 4 | 0 | 0 | 0 | 0 | 2 | 1 |

| Inning Stats | | |

# Tampa Bay Rays @ Texas Rangers

Globe Life Park in Arlington, Arlington, TX

Thu Aug 14 2014, 8:09 PM - 11:10 PM EDT

Att. 28,904 - Clear - 92 F

BOTTOM

livebaseballscorecards.com

| Batter | 1 | 2 | 3 | 4 | 5 | 6 | 7 | 8 | 9 | AB | R | H | RBI | BB | SO | LOB |
|---|---|---|---|---|---|---|---|---|---|---|---|---|---|---|---|---|
| 17 Shin-Soo Choo, L (1, 9)<br>OBP: 0.340, SLG: 0.368 | B FF 90<br>B SI 90<br>S SI 91<br>F FS 84<br>C SI 91<br>2-3 ① K | C SI 89<br>S CU 69<br>B FF 91<br>B FS 84<br>F SI 91<br>S FS 84<br>2-3 ① K | B CU 69<br>C FS 83<br>X FS 84<br>1-1 ② G4-3 | | B FC 85<br>B FC 85<br>S FF 89<br>S FF 90<br>S FF 91<br>2-3 ① K | | 4 | 0 | 0 | 0 | 0 | 3 | 0 |
| 1 Elvis Andrus, R (1, 6)<br>OBP: 0.322, SLG: 0.346 | X SI 90<br>0-0 ② 2B | C FF 91<br>F FC 85<br>F FF 91<br>B FF 90<br>B FC 84<br>X FS 83<br>2-2 ② G5-3 | X FF 90<br>0-0 ③ L9 | | C FF 93<br>B FF 92<br>C FF 92<br>B FF 94<br>X FF 94<br>2-2 ② G5-3 | | 4 | 0 | 1 | 0 | 0 | 0 | 0 |
| 28 Mike Carp, L (1, 3)<br>OBP: 0.317, SLG: 0.255 | C FF 90<br>X FS 83<br>0-1 ② L8 | C CU 69<br>B FF 90<br>X FF 90<br>1-1 ③ F8 | | | C FS 82<br>B CU 70<br>B SI 90<br>S FS 82<br>B FS 84<br>C FF 89<br>3-3 ① K | C FF 92<br>X CH 79<br>0-1 ③ G2-3 | 4 | 0 | 0 | 0 | 0 | 1 | 1 |
| 29 Adrian Beltré, R (1, 5)<br>OBP: 0.369, SLG: 0.499 | B FC 83<br>B FS 83<br>B FS 81<br>B FF 91<br>4-0 BB | B CU 68<br>X SL 83<br>1-0 ① G5-3 | | B FF 89<br>F FF 89<br>B FF 91<br>B FS 81<br>X SL 82<br>3-1 ② L8 | F FF 95<br>B FF 96<br>F FF 97<br>X FF 98<br>1-2 ① L8 | | 3 | 0 | 0 | 0 | 1 | 0 | 0 |
| Alex Rios, R (1, 10)<br>OBP: 0.317, SLG: 0.406 | S FS 82<br>X SI 90<br>0-1 ③ F8 | C FF 90<br>B FF 91<br>F FF 90<br>C FF 90<br>1-3 ② K | | C SI 90<br>B FS 85<br>C CU 69<br>F FS 84<br>F FC 84<br>B FF 91<br>F SI 90<br>F FF 91<br>X FS 83<br>2-2 ③ L6 | C FF 96<br>B FF 98<br>B FF 96<br>F FF 96<br>F FF 99<br>B FF 97<br>F FF 98<br>F FF 98<br>X FF 98<br>3-2 ② F8 | | 4 | 0 | 0 | 0 | 0 | 1 | 2 |
| 2 Leonys Martin, L (1, 8)<br>OBP: 0.314, SLG: 0.358 | | C SI 89<br>F SI 89<br>F FF 90<br>F SI 89<br>X FS 83<br>0-2 1B | F FF 90<br>B FC 87<br>X FF 90<br>1-1 8 HR 1B | | B FF 89<br>C FF 89<br>C SI 89<br>B FF 87<br>T FF 91<br>2-2 ① K | B FF 98<br>B FF 96<br>C FF 96<br>C FF 97<br>C FF 98<br>2-3 ③ K | 4 | 1 | 2 | 0 | 0 | 2 | 0 |
| 8 Geovany Soto, R (1, 2)<br>OBP: 0.259, SLG: 0.444 | | 1 SAFE<br>B FS 81<br>F SI 89<br>X FF 90<br>1-1 ① F9 | X FF 88<br>0-0 1-H HR | | F FF 89<br>B CU 68<br>X SI 91<br>1-1 ② L8 | | 3 | 1 | 1 | 2 | 0 | 0 | 1 |
| 35 James Adduci, L (1, 7)<br>OBP: 0.256, SLG: 0.273 | | F SI 89<br>1 SAFE<br>T SI 89<br>F SI 90<br>B FS 84<br>1 SAFE<br>1 SAFE<br>B SI 90<br>X FS 82<br>2-2 ② P5 | C FS 84<br>F FF 91<br>C SI 91<br>0-3 ③ K | | C SI 89<br>S CU 69<br>B SI 91<br>F FF 92<br>F FF 91<br>X FS 86<br>1-2 ③ F8 | | 3 | 0 | 0 | 0 | 0 | 1 | 1 |
| 12 Rougned Odor, L (1, 4)<br>OBP: 0.297, SLG: 0.390 | | C FS 83<br>B SI 90<br>X SI 90<br>1-1 ③ P4 | B SI 88<br>B SI 89<br>C FF 89<br>F SI 90<br>C SI 91<br>2-3 ① K | | B FF 90<br>B FF 89<br>X FF 90<br>2-0 HR | | 3 | 1 | 1 | 1 | 0 | 1 | 1 |

| | AB | 32 |
|---|---|---|
| | R | 3 |
| | H | 5 |
| | RBI | 3 |
| | BB | 1 |
| | SO | 9 |
| | LOB | 6 |

| Inning Stats | 1 | 2 | 3 | 4 | 5 | 6 | 7 | 8 | 9 |
|---|---|---|---|---|---|---|---|---|---|
| | R: 0<br>E: 0<br>K: 1<br>S: 8<br>H: 1<br>LOB: 2<br>P: 14 | R: 0<br>E: 0<br>K: 0<br>S: 13<br>H: 1<br>LOB: 1<br>BB: 0<br>P: 17 | R: 0<br>E: 0<br>K: 1<br>S: 10<br>H: 0<br>LOB: 0<br>BB: 0<br>P: 15 | R: 2<br>E: 0<br>K: 2<br>S: 10<br>H: 2<br>LOB: 0<br>BB: 0<br>P: 13 | R: 0<br>E: 0<br>K: 1<br>S: 6<br>H: 0<br>LOB: 0<br>BB: 0<br>P: 9 | R: 0<br>E: 0<br>K: 1<br>S: 12<br>H: 0<br>LOB: 0<br>BB: 0<br>P: 20 | R: 0<br>E: 0<br>K: 1<br>S: 10<br>H: 0<br>LOB: 0<br>BB: 0<br>P: 14 | R: 1<br>E: 0<br>K: 1<br>S: 9<br>H: 1<br>LOB: 0<br>BB: 0<br>P: 15 | R: 0<br>E: 0<br>K: 1<br>S: 12<br>H: 0<br>LOB: 0<br>BB: 0<br>P: 18 |

| 1B: 2 | SF: 0 | WP: 0 | PA: 33 |
|---|---|---|---|
| 2B: 1 | SAC: 0 | PB: 0 | |
| 3B: 0 | DP: 0 | SB: 0 | |
| HR: 2 | HBP: 0 | CS: 0 | |

| PITCHER | | IP | WLS | BF | H | R | ER | SO | BB | IBB | HBP | BLK | WP | HR | S | P | ERA | WHIP |
|---|---|---|---|---|---|---|---|---|---|---|---|---|---|---|---|---|---|---|
| 23 Jake Odorizzi, R<br>ERA: 3.82 | (1, 1) | 7.0 | W | 26 | 4 | 2 | 2 | 7 | 1 | 0 | 0 | 0 | 0 | 1 | 69 | 102 | 2.57 | 0.714 |
| 38 Jeff Beliveau, L<br>ERA: 2.38 | (8, 1) | 0.1 | | 2 | 1 | 1 | 1 | 1 | 0 | 0 | 0 | 0 | 0 | 1 | 4 | 8 | 27.00 | 3.000 |
| 26 Brad Boxberger, R<br>ERA: 1.93 | (8, 1) | 0.2 | H | 2 | 0 | 0 | 0 | 0 | 0 | 0 | 0 | 0 | 0 | 0 | 5 | 7 | 0.00 | 0.000 |
| 57 Jake McGee, L<br>ERA: 1.31 | (9, 1) | 1.0 | S | 3 | 0 | 0 | 0 | 1 | 0 | 0 | 0 | 0 | 0 | 0 | 12 | 18 | 0.00 | 0.000 |

| PITCHER | IP | WLS | BF | H | R | ER | SO | BB | IBB | HBP | BLK | WP | HR | S | P | ERA | WHIP |
|---|---|---|---|---|---|---|---|---|---|---|---|---|---|---|---|---|---|

| Batter | 1 | 2 | 3 | 4 | 5 | 6 | 7 | 8 | 9 | AB | R | H | RBI | BB | SO | LOB |
|---|---|---|---|---|---|---|---|---|---|---|---|---|---|---|---|---|
| 11 Brett Gardner, L (1, 7)<br>OBP: 0.352, SLG: 0.452 | C FF 91<br>C KC 81<br>C FF 92<br>0-3 ① K | | B KC 80<br>B CH 87<br>S CH 88<br>B FF 92<br>F FF 91<br>F CH 88<br>X CH 86<br>3-2 ③ G4-3 | | | C KC 80<br>B KC 82<br>C KC 81<br>B FF 92<br>X CH 87<br>2-2 ① G1-3 | | C KC 79<br>D KC 81<br>B CH 85<br>B CH 85<br>B SI 90<br>4-1<br>2 1B<br>1-2 BB | | 3 | 0 | 0 | 0 | 1 | 1 | 1 |
| 2 Derek Jeter, R (1, 6)<br>OBP: 0.321, SLG: 0.326 | F FF 92<br>S CH 87<br>S CH 87<br>0-3 ② K | | F KC 82<br>S CH 87<br>B FF 91<br>B FF 92<br>F CH 86<br>B CH 87<br>X CH 88<br>3-2 22 WP 1B | | | X FF 92<br>0-0 ② G3 | | C FF 93<br>C FF 94<br>X FF 94<br>0-2<br>1-2<br>2-3 1B | | 4 | 0 | 2 | 0 | 0 | 1 | 0 |
| 22 Jacoby Ellsbury, L (1, 8)<br>OBP: 0.341, SLG: 0.402 | S FF 92<br>B CH 87<br>S CH 87<br>B CH 88<br>X CH 88<br>2-2 ③ G1-3 | | | C FF 92<br>F CH 88<br>B KC 83<br>C FF 92<br>1-3 ①<br>1-2 K | | C KC 81<br>C FF 92<br>X KC 82<br>0-2 ③ G4-3 | | C CH 80<br>C FF 95<br>S FC 95<br>0-3 ② K | | 4 | 0 | 0 | 0 | 0 | 2 | 4 |
| 25 Mark Teixeira, S (1, 3)<br>OBP: 0.332, SLG: 0.438 | | B KC 78<br>C KC 79<br>X CH 86<br>1-1<br>36 FC6-5 1B | | B FF 91<br>T CH 87<br>B CH 87<br>F CH 88<br>S FF 92<br>2-3 ② K | | | S FF 90<br>B KC 82<br>F CH 85<br>B CH 87<br>F CH 86<br>B CH 85<br>F CH 86<br>X KC 81<br>3-2 1B | C CH 81<br>B FC 94<br>B FC 95<br>S CH 79<br>C FF 94<br>2-3 ③ K | | 4 | 0 | 2 | 0 | 0 | 2 | 4 |
| 36 Carlos Beltrán, S (1, 10)<br>OBP: 0.298, SLG: 0.432 | | C FF 91<br>X CH 87<br>0-1 ① FC6-5<br>12 G4-5-3<br>1-2f | | B FF 92<br>B KC 81<br>X CH 88<br>2-0 ③ G4-3 | | | B FF 91<br>X CH 86<br>1-0 ① P6 | | C CU 75<br>B FS 81<br>B FC 86<br>F FF 89<br>X FF 89<br>2-2 ① L9 | 4 | 0 | 0 | 0 | 0 | 0 | 3 |
| 12 Chase Headley, S (1, 5)<br>OBP: 0.307, SLG: 0.358 | | C FF 92<br>D CH 86<br>X CH 86<br>1-1 ②③ G4-5-3<br>1-2f | | | B KC 80<br>B FF 91<br>C FF 90<br>X CH 86<br>2-1<br>14 FC3-6 1B | | C KC 81<br>S FF 92<br>B KC 82<br>B CH 87<br>S CH 87<br>2-3 ② K | | C CU 76<br>C FF 89<br>T FS 82<br>0-2 ② K | 4 | 0 | 1 | 0 | 0 | 2 | 2 |
| 33 Stephen Drew, L (1, 4)<br>OBP: 0.242, SLG: 0.309 | | C FF 92<br>B FF 92<br>B FF 91<br>X CH 86<br>2-1 1B | | | C FF 90<br>1 SAFE<br>C KC 81<br>D CH 86<br>B CH 87<br>X CH 87<br>2-2 ① L8 | | C KC 81<br>X FF 91<br>0-1 ③ F7 | | C CU 74<br>F FS 81<br>F FS 82<br>C FF 90<br>0-3 ③ K | 4 | 0 | 1 | 0 | 0 | 1 | 2 |
| 14 Martín Prado, R (1, 9)<br>OBP: 0.307, SLG: 0.359 | | B KC 80<br>B FF 91<br>X FF 91<br>2-0 ① F7 | | C FF 91<br>C CH 86<br>B FF 91<br>F CH 87<br>X KC 81<br>1-2 ② FC3-6<br>1-2f | | | C KC 80<br>B FF 90<br>F CH 86<br>C FF 91<br>1-3 ① K | | | 3 | 0 | 0 | 0 | 0 | 1 | 2 |
| 29 Francisco Cervelli, R (1, 2)<br>OBP: 0.356, SLG: 0.463 | | C FF 92<br>S CH 87<br>D CH 88<br>S CH 87<br>1-3 ② K | | F FF 91<br>B FF 90<br>S KC 82<br>D CH 88<br>T CH 87<br>2-2 ③ K | | | B KC 81<br>X FF 92<br>1-0<br>2 1B<br>11 BB 1B | | | 3 | 0 | 1 | 0 | 0 | 2 | 2 |
| Inning Stats | R: 0<br>E: 0<br>K: 2<br>S: 9<br>H: 0<br>LOB: 0<br>BB: 0<br>P: 11 | R: 0<br>E: 0<br>K: 0<br>S: 6<br>H: 1<br>LOB: 0<br>BB: 0<br>P: 8 | R: 0<br>E: 0<br>K: 1<br>S: 10<br>H: 1<br>LOB: 0<br>BB: 0<br>P: 18 | R: 0<br>E: 0<br>K: 2<br>S: 11<br>H: 1<br>LOB: 1<br>BB: 0<br>P: 19 | R: 0<br>E: 0<br>K: 1<br>S: 12<br>H: 1<br>LOB: 1<br>BB: 0<br>P: 19 | R: 0<br>E: 0<br>K: 0<br>S: 7<br>H: 0<br>LOB: 0<br>BB: 0<br>P: 9 | R: 0<br>E: 0<br>K: 1<br>S: 11<br>H: 1<br>LOB: 1<br>BB: 0<br>P: 17 | R: 0<br>E: 0<br>K: 3<br>S: 14<br>H: 2<br>LOB: 3<br>BB: 1<br>P: 22 | R: 0<br>E: 0<br>K: 2<br>S: 10<br>H: 0<br>LOB: 0<br>BB: 0<br>P: 12 | 1B: 7<br>2B: 0<br>3B: 0<br>HR: 0<br>SF: 0<br>SAC: 0<br>DP: 1<br>HBP: 0 | | | | | | |

| PITCHER | | IP | WLS | BF | H | R | ER | SO | BB | IBB | HBP | BLK | WP | HR | S | P | ERA | WHIP |
|---|---|---|---|---|---|---|---|---|---|---|---|---|---|---|---|---|---|---|
| 53 Alex Cobb, R<br>ERA: 3.19 | (1, 1) | 7.1 | W | 28 | 6 | 0 | 0 | 8 | 1 | 0 | 0 | 0 | 1 | 0 | 71 | 112 | 0.00 | 0.955 |
| 26 Brad Boxberger, R<br>ERA: 1.9 | (8, 1) | 0.2 | H | 3 | 1 | 0 | 0 | 2 | 0 | 0 | 0 | 0 | 0 | 0 | 9 | 11 | 0.00 | 1.500 |
| 62 Joel Peralta, R<br>ERA: 3.75 | (9, 1) | 1.0 | | 3 | 0 | 0 | 0 | 2 | 0 | 0 | 0 | 0 | 0 | 0 | 10 | 12 | 0.00 | 0.000 |

| PITCHER | IP | WLS | BF | H | R | ER | SO | BB | IBB | HBP | BLK | WP | HR | S | P | ERA | WHIP |
|---|---|---|---|---|---|---|---|---|---|---|---|---|---|---|---|---|---|

# TOP

# New York Yankees @ Tampa Bay Rays

Tropicana Field, St. Petersburg, FL

Fri Aug 15 2014, 7:12 PM - 9:53 PM EDT

Att. 26,535 - Dome - 72 F

livebaseballscorecards.com

| | |
|---|---|
| AB | 33 |
| R | 0 |
| H | 7 |
| RBI | 0 |
| BB | 1 |
| SO | 12 |
| LOB | 20 |

| | | | |
|---|---|---|---|
| WP: 1 | PA: 34 | | |
| PB: 0 | | | |
| SB: 0 | | | |
| CS: 0 | | | |

# BOTTOM

## New York Yankees @ Tampa Bay Rays

Tropicana Field, St. Petersburg, FL

Fri Aug 15 2014, 7:12 PM - 9:53 PM EDT

Att. 26,535 - Dome - 72 F

livebaseballscorecards.com

| Batter | 1 | 2 | 3 | 4 | 5 | 6 | 7 | 8 | 9 | AB | R | H | RBI | BB | SO | LOB |
|---|---|---|---|---|---|---|---|---|---|---|---|---|---|---|---|---|
| 8 Desmond Jennings, R (1, 8)<br>OBP: 0.324, SLG: 0.385 | C FC 90<br>B FC 89<br>F FC 91<br>B SI 92<br>F SI 93<br>X FC 91<br>2-2<br>18 1B<br>18 S<br>3 FC5-4<br>1B | S SI 92<br>1 SAFE<br>X SI 92<br>0-1 ③<br>FC6-4<br>1-2f | | | C FC 91<br>C CU 81<br>S FC 93<br>0-3 ③<br>K | | F SI 91<br>X FC 91<br>0-1<br>18 G3-4-3<br>1-2<br>2-3<br>1B | | | 4 | 1 | 2 | 0 | 0 | 1 | 1 |
| 18 Ben Zobrist, S (1, 7)<br>OBP: 0.364, SLG: 0.422 | B SI 92<br>1 SAFE<br>C FC 90<br>X CU 82<br>1-1<br>3 FC5-4<br>20 BB<br>21 FC4-6<br>1-3<br>1B | | C FC 90<br>B FC 91<br>F FC 90<br>B FC 94<br>F FC 92<br>F FF 94<br>X FF 94<br>2-2 ①<br>L8 | | | C CU 80<br>C FC 90<br>X FC 93<br>0-2 ①<br>F8 | C SL 88<br>B SL 88<br>S SL 87<br>X SL 88<br>1-2 ②<br>G3-4-3<br>1-2<br>2-3<br>3-H | | | 4 | 1 | 1 | 1 | 0 | 0 | 2 |
| 20 Matt Joyce, L (1, 10)<br>OBP: 0.372, SLG: 0.427 | F FC 91<br>C FC 91<br>D CU 82<br>B SI 94<br>F FC 94<br>B FC 91<br>B SI 94<br>4-2<br>3 FC5-4<br>1-2<br>BB | | B CU 82<br>C CU 82<br>F FC 93<br>B FF 94<br>S CU 83<br>2-3 ②<br>K | | | B FF 93<br>F CU 82<br>F FC 89<br>S CU 82<br>1-3 ②<br>K | C SL 86<br>X SL 85<br>0-1 ③<br>G4-3 | | | 3 | 0 | 0 | 0 | 1 | 2 | 2 |
| 3 Evan Longoria, R (1, 5)<br>OBP: 0.324, SLG: 0.394 | F SI 92<br>X SI 93<br>0-1 ①<br>FC5-4<br>21 FC4-6<br>1-2f<br>2-3<br>3-H | | C FC 91<br>X FC 90<br>0-1 ③<br>G1-3 | | | C FC 90<br>X CU 82<br>0-1<br>1B | | X FF 93<br>0-0 ①<br>G4-3 | | 4 | 0 | 1 | 1 | 0 | 0 | 2 |
| 21 James Loney, L (1, 3)<br>OBP: 0.341, SLG: 0.378 | X SI 93<br>0-0 ②<br>FC4-6<br>1-2f<br>3-H | | | C FC 90<br>F FC 89<br>F FC 93<br>B CU 82<br>B FF 94<br>F FC 91<br>B FF 93<br>F FF 93<br>X FF 93<br>3-2<br>11 G5-4-3<br>1B | | C FC 92<br>B FC 91<br>B SI 92<br>C FC 92<br>D CU 82<br>X FC 94<br>3-2 ③<br>G5-3 | | F FF 92<br>B FF 93<br>F SL 87<br>X FF 92<br>1-2<br>HR | | 4 | 1 | 2 | 2 | 0 | 0 | 2 |
| 11 Logan Forsythe, R (1, 4)<br>OBP: 0.298, SLG: 0.367 | C FC 93<br>F SI 92<br>B FC 92<br>1 SAFE<br>C CU 82<br>1-3 ③<br>K<br>3-H | | | D SI 93<br>C FC 90<br>F CU 82<br>1 SAFE<br>1 SAFE<br>X SI 92<br>1-2 ① ②<br>G5-4-3<br>1-2f | | | S FC 90<br>L SI 91<br>F CU 81<br>X FC 92<br>0-2<br>E5<br>11 SH3-4<br>59 1B | C SL 86<br>F SL 86<br>S SL 85<br>0-3 ②<br>K | | 4 | 1 | 0 | 0 | 0 | 2 | 2 |
| 11 Yunel Escobar, R (1, 6)<br>OBP: 0.324, SLG: 0.329 | | F FC 91<br>F SI 92<br>F FC 93<br>S SI 93<br>0-3 ①<br>K | | C CU 81<br>F CU 82<br>B CU 83<br>F FF 93<br>S FF 94<br>1-3 ③<br>K | | | F FC 90<br>S SI 90<br>X FC 93<br>0-2 ①<br>SH3-4<br>1-2 | X SL 86<br>0-0 ③<br>G6-3 | | 3 | 0 | 0 | 0 | 0 | 2 | 0 |
| 59 Curt Casali, R (1, 2)<br>OBP: 0.261, SLG: 0.220 | | F FC 93<br>C SI 92<br>B CU 83<br>S SI 93<br>1-3 ②<br>K | | | C CU 80<br>S FC 92<br>X CU 81<br>0-2 ①<br>G5-3 | | C CU 80<br>S FC 91<br>D SI 92<br>X CU 82<br>1-2<br>8 1B<br>39 1B<br>18 G3-4-3<br>2-H<br>1B | | | 3 | 1 | 1 | 1 | 0 | 1 | 0 |
| 39 Kevin Kiermaier, L (1, 9)<br>OBP: 0.325, SLG: 0.485 | | F FC 93<br>X FC 91<br>0-1<br>E4<br>8 FC6-4 | | | C CU 81<br>S FC 90<br>B FC 92<br>B CU 83<br>X FC 92<br>2-2 ②<br>G4-3 | | B SI 91<br>C FC 91<br>F FC 90<br>X CU 80<br>1-2<br>18 G3-4-3<br>8 1B<br>1-2<br>1B | | | 3 | 0 | 1 | 0 | 0 | 0 | 0 |
| Inning Stats | R: 2 H: 2<br>E: 0 LOB: 1<br>K: 1 BB: 1<br>S: 15 P: 23 | R: 0 H: 0<br>E: 1 LOB: 1<br>K: 2 BB: 0<br>S: 11 P: 12 | R: 0 H: 0<br>E: 0 LOB: 0<br>K: 1 BB: 0<br>S: 10 P: 14 | R: 0 H: 1<br>E: 0 LOB: 0<br>K: 1 BB: 0<br>S: 13 P: 18 | R: 0 H: 0<br>E: 0 LOB: 0<br>K: 1 BB: 0<br>S: 9 P: 11 | R: 0 H: 1<br>E: 0 LOB: 1<br>K: 1 BB: 0<br>S: 11 P: 15 | R: 2 H: 3<br>E: 1 LOB: 2<br>K: 0 BB: 0<br>S: 20 P: 23 | R: 1 H: 1<br>E: 0 LOB: 0<br>K: 1 BB: 0<br>S: 8 P: 9 | | 1B: 7 SF: 0<br>2B: 0 SAC: 1<br>3B: 0 DP: 1<br>HR: 1 HBP: 0 | | | | | | |

| AB | 32 |
|---|---|
| R | 5 |
| H | 8 |
| RBI | 5 |
| BB | 1 |
| SO | 8 |
| LOB | 11 |

WP: 0 PA: 34
PB: 0
SB: 1
CS: 0

| PITCHER | | IP | WLS | BF | H | R | ER | SO | BB | IBB | HBP | BLK | WP | HR | S | P | ERA | WHIP |
|---|---|---|---|---|---|---|---|---|---|---|---|---|---|---|---|---|---|---|
| 38 Brandon McCarthy, R<br>ERA: 4.24 | (1, 1) | 6.1 | L | 28 | 7 | 4 | 2 | 7 | 1 | 0 | 0 | 0 | 0 | 0 | 84 | 110 | 2.84 | 1.263 |
| 53 Esmil Rogers, R<br>ERA: 5.17 | (7, 1) | 1.2 | | 6 | 1 | 1 | 1 | 1 | 0 | 0 | 0 | 0 | 0 | 1 | 13 | 15 | 5.40 | 0.600 |

| PITCHER | IP | WLS | BF | H | R | ER | SO | BB | IBB | HBP | BLK | WP | HR | S | P | ERA | WHIP |
|---|---|---|---|---|---|---|---|---|---|---|---|---|---|---|---|---|---|

| Batter | 1 | 2 | 3 | 4 | 5 | 6 | 7 | 8 | 9 | AB | R | H | RBI | BB | SO | LOB |
|---|---|---|---|---|---|---|---|---|---|---|---|---|---|---|---|---|
| 11 Brett Gardner, L (1, 7)<br>OBP: 0.351, SLG: 0.450 | C SI 86<br>F FC 82<br>F SI 91<br>S KC 77<br>0-3<br>K2-3 | | B FC 81<br>B FC 81<br>T SI 88<br>X SI 88<br>2-1<br>L9 | | C KC 75<br>B SI 91<br>1 SAFE<br>1-1<br>CS<br>1-2 | B SI 88<br>C KC 76<br>B SI 89<br>B FC 84<br>F SI 89<br>C SI 91<br>3-3<br>K | | | C FF 94<br>F FF 97<br>B SI 96<br>B SI 96<br>F SI 96<br>B FF 97<br>F SI 97<br>X SI 95<br>3-2<br>E4<br>2<br>1B<br>1B | 4 | 1 | 1 | 0 | 0 | 2 | 0 |
| 2 Derek Jeter, R (1, 10)<br>OBP: 0.320, SLG: 0.325 | B SI 89<br>F SI 89<br>B CH 83<br>F FC 83<br>F SI 91<br>X KC 77<br>2-2<br>P3 | | B CH 78<br>F SI 88<br>F FC 84<br>B FC 83<br>F SI 91<br>S SI 92<br>2-3<br>K | | | F CH 82<br>X SI 90<br>0-1<br>G4-3 | | | C SI 94<br>B SI 95<br>B SI 94<br>C SI 95<br>X SI 99<br>2-2<br>25<br>1B<br>2-H<br>1B | 4 | 0 | 1 | 1 | 0 | 1 | 0 |
| 22 Jacoby Ellsbury, L (1, 8)<br>OBP: 0.339, SLG: 0.399 | C SI 90<br>B SI 91<br>B FC 85<br>X SI 89<br>2-1<br>P6 | | C KC 76<br>X SI 91<br>0-1<br>G3 | | | X SI 89<br>0-0<br>B2 | | | F FF 95<br>S SI 97<br>D SI 98<br>S FF 97<br>1-3<br>K | 4 | 0 | 0 | 0 | 0 | 1 | 1 |
| 25 Mark Teixeira, S (1, 3)<br>OBP: 0.334, SLG: 0.439 | | B SI 86<br>C SI 86<br>X CH 82<br>1-1<br>F8 | | B SI 86<br>C SI 88<br>X KC 75<br>1-1<br>P5 | | | B SI 88<br>B KC 73<br>C SI 88<br>C CH 82<br>F SI 90<br>B KC 77<br>X SI 90<br>3-2<br>12<br>G5-4-3<br>1B | | 1 SAFE<br>B FF 96<br>1 SAFE<br>F FF 94<br>F SI 97<br>B SI 97<br>1 SAFE<br>1 SAFE<br>X SI 97<br>2-2<br>1-2<br>1B | 4 | 0 | 2 | 0 | 0 | 0 | 0 |
| 36 Carlos Beltrán, S (1, 9)<br>OBP: 0.295, SLG: 0.426<br>31 Ichiro Suzuki, L (9, 9)<br>OBP: 0.326, SLG: 0.324 | | B SI 90<br>C SI 87<br>X KC 76<br>1-1<br>F9 | | B KC 74<br>B SI 90<br>C SI 89<br>X FC 84<br>2-1<br>G6-3 | | | B FC 82<br>B SI 89<br>C SI 88<br>B KC 76<br>X SI 89<br>3-1<br>L7 | | B SI 95<br>F SI 96<br>S FF 98<br>B SI 98<br>C FF 96<br>2-3<br>K | 4<br>0 | 0<br>0 | 0<br>0 | 0<br>0 | 0<br>0 | 1<br>0 | 3<br>0 |
| 12 Chase Headley, S (1, 5)<br>OBP: 0.307, SLG: 0.355 | | C CH 82<br>B KC 76<br>B KC 75<br>S SI 89<br>B SI 91<br>F FC 84<br>F SI 91<br>F KC 77<br>B KC 76<br>4-2<br>14<br>S<br>14<br>HR<br>BB | | C KC 75<br>F SI 90<br>X KC 77<br>0-2<br>G6-3 | | | S FC 82<br>C SI 91<br>D SI 92<br>X FC 83<br>1-2<br>G5-4-3<br>1-2f | | S SI 96<br>F FF 98<br>F SI 97<br>B FF 98<br>X SI 96<br>1-2<br>F9 | 3 | 1 | 0 | 0 | 1 | 0 | 3 |
| 14 Martín Prado, R (1, 4)<br>OBP: 0.307, SLG: 0.365 | | C SI 89<br>C FC 82<br>X SI 91<br>0-2<br>1-H<br>HR | | | C KC 74<br>C KC 75<br>B CH 82<br>B KC 75<br>X SI 91<br>2-2<br>F9 | | | C FF 92<br>B FF 93<br>X CH 79<br>1-1<br>P3 | | 3 | 1 | 1 | 2 | 0 | 0 | 0 |
| 29 Francisco Cervelli, R (1, 2)<br>OBP: 0.355, SLG: 0.469 | | C SI 90<br>B KC 77<br>S FC 85<br>F KC 76<br>B SI 91<br>X FC 84<br>2-2<br>2B | | | C KC 74<br>F SI 90<br>B SI 91<br>B KC 78<br>B SI 91<br>S FC 84<br>3-3<br>K | | | C CH 80<br>X FF 94<br>0-1<br>L9 | | 3 | 0 | 1 | 0 | 0 | 1 | 0 |
| 17 Brendan Ryan, R (1, 6)<br>OBP: 0.269, SLG: 0.264<br>33 Stephen Drew, L (8, PH)<br>OBP: 0.241, SLG: 0.307<br>(8, 6) | | C FC 82<br>C KC 75<br>X KC 76<br>0-2<br>F8 | | | C KC 75<br>T SI 91<br>B KC 78<br>B KC 78<br>X SI 92<br>2-2<br>11<br>CS<br>1B | | | C CH 80<br>F CH 80<br>C FF 94<br>0-3<br>K | | 2<br>1 | 0<br>0 | 1<br>0 | 0<br>0 | 0<br>0 | 0<br>1 | 1<br>0 |
| Inning Stats | R: 0<br>E: 0<br>K: 1<br>S: 10<br>H: 0<br>LOB: 0<br>BB: 0<br>P: 14 | R: 2<br>E: 0<br>K: 0<br>S: 19<br>H: 2<br>LOB: 1<br>BB: 1<br>P: 27 | R: 0<br>E: 0<br>K: 1<br>S: 8<br>H: 0<br>LOB: 0<br>BB: 0<br>P: 12 | R: 0<br>E: 0<br>K: 0<br>S: 7<br>H: 0<br>LOB: 0<br>BB: 0<br>P: 10 | R: 0<br>E: 0<br>K: 1<br>S: 10<br>H: 1<br>LOB: 0<br>BB: 0<br>P: 18 | R: 0<br>E: 0<br>K: 1<br>S: 6<br>H: 0<br>LOB: 0<br>BB: 0<br>P: 9 | R: 0<br>E: 0<br>K: 0<br>S: 9<br>H: 1<br>LOB: 0<br>BB: 0<br>P: 16 | R: 0<br>E: 0<br>K: 1<br>S: 7<br>H: 0<br>LOB: 0<br>BB: 0<br>P: 8 | R: 1<br>E: 1<br>K: 2<br>S: 21<br>H: 3<br>LOB: 2<br>BB: 0<br>P: 32 | 1B: 5<br>2B: 1<br>3B: 0<br>HR: 1<br>SF: 0<br>SAC: 0<br>DP: 1<br>HBP: 0 | | | | | | |

| PITCHER | | IP | WLS | BF | H | R | ER | SO | BB | IBB | HBP | BLK | WP | HR | S | P | ERA | WHIP |
|---|---|---|---|---|---|---|---|---|---|---|---|---|---|---|---|---|---|---|
| 33 Drew Smyly, L<br>ERA: 3.66 | (1, 1) | 7.0 | | 24 | 4 | 2 | 2 | 4 | 1 | 0 | 0 | 0 | 0 | 1 | 69 | 106 | 2.57 | 0.714 |
| 26 Brad Boxberger, R<br>ERA: 1.87 | (8, 1) | 1.0 | | 3 | 0 | 0 | 0 | 1 | 0 | 0 | 0 | 0 | 0 | 0 | 7 | 8 | 0.00 | 0.000 |
| 57 Jake McGee, L<br>ERA: 1.45 | (9, 1) | 1.0 | L | 6 | 3 | 1 | 1 | 2 | 0 | 0 | 0 | 0 | 0 | 0 | 21 | 32 | 9.00 | 3.000 |

| PITCHER | IP | WLS | BF | H | R | ER | SO | BB | IBB | HBP | BLK | WP | HR | S | P | ERA | WHIP |
|---|---|---|---|---|---|---|---|---|---|---|---|---|---|---|---|---|---|

# TOP

## New York Yankees @ Tampa Bay Rays

Tropicana Field, St. Petersburg, FL

Sat Aug 16 2014, 4:12 PM - 7:09 PM EDT

Att. 31,042 - Dome - 72 F

livebaseballscorecards.com

| | |
|---|---|
| AB | 32 |
| R | 3 |
| H | 7 |
| RBI | 3 |
| BB | 1 |
| SO | 7 |
| LOB | 8 |

WP: 0 PA: 34
PB: 0
SB: 1
CS: 1

| Batter | 1 | 2 | 3 | 4 | 5 | 6 | 7 | 8 | 9 | AB | R | H | RBI | BB | SO | LOB |
|---|---|---|---|---|---|---|---|---|---|---|---|---|---|---|---|---|
| 8 Desmond Jennings, R (1, 8)<br>OBP: 0.324, SLG: 0.387 | X SI 93<br>0-0<br>2B | | C SL 86<br>B FF 92<br>B SL 87<br>B SI 94<br>F SI 92<br>X SL 87<br>3-2 ①<br>L7 | | C CU 83<br>F SL 86<br>B FF 94<br>C CU 82<br>1-3 ③ | | X FF 91<br>0-0 ①<br>SH3-4<br>1-2<br>2-3 | | | 3 | 0 | 1 | 0 | 0 | 1 | 0 |
| 18 Ben Zobrist, S (1, 4) (8, 7)<br>OBP: 0.363, SLG: 0.421 | C SI 93<br>B CU 82<br>B SL 88<br>C FF 94<br>S SL 90<br>2-3 ①<br>K | | S CH 85<br>F SL 85<br>X FF 95<br>0-2<br>1B | | | B SI 92<br>F CU 81<br>F SL 87<br>C SL 87<br>1-3 ①<br>K | F SL 85<br>B FF 93<br>X SL 85<br>1-1 ②<br>G3<br>2-3<br>3-H | | | 4 | 0 | 1 | 1 | 0 | 2 | 2 |
| 20 Matt Joyce, L (1, 7)<br>OBP: 0.371, SLG: 0.425<br>28 José Molina, R (8, 2)<br>OBP: 0.245, SLG: 0.199 | S CU 83<br>B SL 87<br>X SL 86<br>1-1 ②<br>P2 | | C FF 93<br>S SL 88<br>D SL 88<br>1 SAFE<br>F CU 83<br>B FF 94<br>S SL 88<br>2-3 ②<br>K | | | C FF 93<br>S CH 83<br>B SL 88<br>X SL 87<br>1-2<br>3<br>1B<br>11<br>1B<br>1B | C SL 86<br>B SL 84<br>C FF 94<br>S SL 86<br>1-3 ③<br>K | | | 4 | 1 | 1 | 0 | 0 | 2 | 4 |
| | | | | | | | | | | 0 | 0 | 0 | 0 | 0 | 0 | 0 |
| 3 Evan Longoria, R (1, 5)<br>OBP: 0.323, SLG: 0.392 | C FF 94<br>S SL 88<br>B SL 89<br>S SL 85<br>1-3 ③<br>K | | 1 SAFE<br>C CU 80<br>S SI 93<br>B SL 88<br>B SL 88<br>S SI 94<br>2-3 ③<br>K | | | B SI 92<br>1 SAFE<br>C SL 86<br>X SL 87<br>1-1<br>11<br>1B<br>1-2<br>1B | | F FF 96<br>B KC 83<br>S FF 98<br>B FF 97<br>B KC 83<br>X FF 98<br>3-2 ①<br>F9 | | 4 | 0 | 1 | 0 | 0 | 2 | 2 |
| 21 James Loney, L (1, 3)<br>OBP: 0.338, SLG: 0.375 | | B SI 91<br>F FF 93<br>F CU 82<br>F FF 94<br>S SL 89<br>1-3 ①<br>K | | C CU 80<br>F FF 92<br>X SL 88<br>0-2 ①<br>L4 | | C SI 93<br>X FF 93<br>0-1 ②<br>L7 | | B FF 97<br>S FF 96<br>X FF 98<br>1-1 ②<br>G4-3 | | 4 | 0 | 0 | 0 | 0 | 1 | 2 |
| 11 Yunel Escobar, R (1, 6)<br>OBP: 0.324, SLG: 0.328 | | X SI 94<br>0-0 ②<br>G4-3 | | C SL 86<br>S SL 89<br>S CU 83<br>0-3 ②<br>K | | C SL 87<br>B FF 93<br>X SL 86<br>1-1<br>30<br>FC4-6<br>1-2<br>2-H<br>1B | | B FF 97<br>F FF 98<br>C KC 84<br>F FF 99<br>S KC 84<br>1-3 ③<br>K | | 4 | 0 | 1 | 1 | 0 | 2 | 0 |
| 30 Vince Belnome, L (1, 10)<br>5 Brandon Guyer, R (9, PH)<br>OBP: 0.348, SLG: 0.368 | | B FF 94<br>B SI 93<br>S FF 92<br>B FF 95<br>C SI 94<br>F SL 87<br>B FF 94<br>4-2<br>59<br>1B<br>BB | | B FF 94<br>F CU 80<br>F SL 88<br>B FF 95<br>B SL 87<br>X SI 93<br>3-2 ③<br>G4-3 | | X FF 93<br>0-0 ③<br>FC4-6<br>1-2f | | | C FC 89<br>B KC 83<br>B FC 91<br>F FC 90<br>X FC 91<br>2-2 ①<br>F9 | 2 | 0 | 0 | 0 | 1 | 0 | 2 |
| | | | | | | | | | | 1 | 0 | 0 | 0 | 0 | 0 | 0 |
| 59 Curt Casali, R (1, 2)<br>OBP: 0.286, SLG: 0.233<br>11 Logan Forsythe, R (7, PR)<br>OBP: 0.297, SLG: 0.366 (8, 4) | | B CU 79<br>F SI 93<br>X FF 94<br>1-1<br>1-2<br>1B | | | C SL 86<br>T FF 91<br>B SL 87<br>B CU 82<br>S SI 93<br>2-3 ①<br>K | | S SI 91<br>B SL 86<br>B SI 92<br>C SL 86<br>F SL 87<br>H FF 93<br>4-2<br>8<br>SH3-4<br>39<br>1B<br>18<br>G3<br>HBP | | C FC 90<br>C FC 90<br>B KC 81<br>F FC 91<br>B KC 84<br>F FC 92<br>X FC 91<br>2-2 ②<br>L4 | 2 | 0 | 1 | 0 | 0 | 1 | 0 |
| | | | | | | | | | | 1 | 1 | 0 | 0 | 0 | 0 | 0 |
| 39 Kevin Kiermaier, L (1, 9)<br>OBP: 0.325, SLG: 0.483<br>1 Sean Rodríguez, R (9, PH)<br>OBP: 0.271, SLG: 0.476 | | C SL 86<br>B SL 88<br>B SI 94<br>C SL 85<br>S SL 87<br>2-3 ③<br>K | | | X SL 87<br>0-0 ②<br>B2 | | B SI 91<br>X SI 91<br>1-0<br>18<br>G3<br>8<br>SH3-4<br>1-2<br>1B | | B FC 92<br>X FC 90<br>1-0 ③<br>F7 | 3 | 0 | 1 | 0 | 0 | 1 | 2 |
| | | | | | | | | | | 1 | 0 | 0 | 0 | 0 | 0 | 0 |
| Inning Stats | R: 0<br>E: 0<br>K: 2<br>S: 9<br>H: 1<br>LOB: 1<br>BB: 0<br>P: 13 | R: 0<br>E: 0<br>K: 2<br>S: 13<br>H: 1<br>LOB: 2<br>BB: 1<br>P: 21 | R: 0<br>E: 0<br>K: 2<br>S: 13<br>H: 1<br>LOB: 1<br>BB: 0<br>P: 20 | R: 0<br>E: 0<br>K: 1<br>S: 9<br>H: 0<br>LOB: 0<br>BB: 0<br>P: 12 | R: 0<br>E: 0<br>K: 2<br>S: 7<br>H: 0<br>LOB: 0<br>BB: 0<br>P: 10 | R: 1<br>E: 0<br>K: 1<br>S: 13<br>H: 3<br>LOB: 2<br>BB: 0<br>P: 17 | R: 1<br>E: 0<br>K: 1<br>S: 10<br>H: 1<br>LOB: 2<br>BB: 0<br>P: 17 | R: 0<br>E: 0<br>K: 1<br>S: 9<br>H: 0<br>LOB: 0<br>BB: 0<br>P: 14 | R: 0<br>E: 0<br>K: 0<br>S: 9<br>H: 0<br>LOB: 0<br>BB: 0<br>P: 14 | 1B: 6<br>2B: 1<br>3B: 0<br>HR: 0<br>SF: 0<br>SAC: 1<br>DP: 0<br>HBP: 1 | | | | | | |

| PITCHER | IP | WLS | BF | H | R | ER | SO | BB | IBB | HBP | BLK | WP | HR | S | P | ERA | WHIP |
|---|---|---|---|---|---|---|---|---|---|---|---|---|---|---|---|---|---|
| 61 Shane Greene, R (1, 1)<br>ERA: 2.91 | 6.0 | | 27 | 7 | 2 | 2 | 10 | 1 | 0 | 1 | 0 | 0 | 0 | 68 | 102 | 3.00 | 1.333 |
| 27 Shawn Kelley, R (7, 1)<br>ERA: 4.62 | 1.0 | B | 3 | 0 | 0 | 0 | 1 | 0 | 0 | 0 | 0 | 0 | 0 | 6 | 8 | 0.00 | 0.000 |
| 68 Dellin Betances, R (8, 1)<br>ERA: 1.5 | 1.0 | W | 3 | 0 | 0 | 0 | 1 | 0 | 0 | 0 | 0 | 0 | 0 | 9 | 14 | 0.00 | 0.000 |
| 30 David Robertson, R (9, 1)<br>ERA: 2.56 | 1.0 | S | 3 | 0 | 0 | 0 | 0 | 0 | 0 | 0 | 0 | 0 | 0 | 9 | 14 | 0.00 | 0.000 |

| PITCHER | IP | WLS | BF | H | R | ER | SO | BB | IBB | HBP | BLK | WP | HR | S | P | ERA | WHIP |
|---|---|---|---|---|---|---|---|---|---|---|---|---|---|---|---|---|---|

# BOTTOM

## New York Yankees @ Tampa Bay Rays

Tropicana Field, St. Petersburg, FL

Sat Aug 16 2014, 4:12 PM - 7:09 PM EDT

Att. 31,042 - Dome - 72 F

livebaseballscorecards.com

| | |
|---|---|
| AB | 33 |
| R | 2 |
| H | 7 |
| RBI | 2 |
| BB | 1 |
| SO | 12 |
| LOB | 14 |

| Batter | 1 | 2 | 3 | 4 | 5 | 6 | 7 | 8 | 9 | AB | R | H | RBI | BB | SO | LOB |
|---|---|---|---|---|---|---|---|---|---|---|---|---|---|---|---|---|
| 11 Brett Gardner, L (1, 7)<br>OBP: 0.350, SLG: 0.448 | F FF 89<br>S FF 90<br>T FF 90<br>0-2 ① K | | B FF 89<br>C CH 79<br>B FF 89<br>C FF 89<br>X CH 80<br>2-2 ② G3-1 | | C FF 91<br>B FF 91<br>C CU 77<br>D CU 78<br>X CH 80<br>2-2<br>2 1B<br>22 1B<br>2-H<br>3-H<br>1B | | B FF 92<br>F SL 84<br>B KC 78<br>B FF 92<br>X SL 84<br>3-1 ② F8 | | B CU 78<br>F FF 92<br>X FF 91<br>1-1 ① SH1-3<br>1-2 | 4 | 1 | 1 | 2 | 0 | 1 | 0 |
| 2 Derek Jeter, R (1, 10)<br>OBP: 0.319, SLG: 0.324 | C FF 90<br>B CH 80<br>C CH 81<br>B FF 90<br>X CH 81<br>2-2 E5 | | X CH 80<br>0-0 ③ F8 | | C FF 89<br>C FF 90<br>X CH 79<br>0-2<br>22 1B<br>1-3<br>1B | | C SL 84<br>C FF 92<br>B FF 93<br>F KC 77<br>S SL 85<br>1-3 ③ K | | X FF 91<br>0-0 ② G6-3<br>2-3 | 5 | 0 | 1 | 0 | 0 | 1 | 1 |
| 22 Jacoby Ellsbury, L (1, 8)<br>OBP: 0.337, SLG: 0.397 | B FF 89<br>F FF 89<br>D CU 76<br>X CH 79<br>2-1 ② F7 | | | B CH 78<br>S CH 80<br>C FF 90<br>S CH 82<br>1-3 ① K | B CU 75<br>X FF 90<br>1-0<br>1-2<br>3-H<br>1B | | | C CU 77<br>F FS 83<br>B FF 90<br>X FS 82<br>1-2 ① P6 | B CU 78<br>F FF 91<br>D SL 86<br>S CU 80<br>C FC 92<br>2-3 ③ K | 5 | 0 | 1 | 1 | 0 | 2 | 2 |
| 25 Mark Teixeira, S (1, 3)<br>OBP: 0.333, SLG: 0.446 | B CU 72<br>C FF 89<br>S FF 89<br>B FF 90<br>X FF 90<br>2-2 ③ P5 | | | C CU 72<br>B CU 75<br>X CH 79<br>1-1 ② P6 | S CH 79<br>S CH 78<br>B FF 89<br>X FF 91<br>1-2 ③ G3 | | | C FS 82<br>X CU 78<br>0-1 HR | | 4 | 1 | 1 | 1 | 0 | 0 | 3 |
| 36 Carlos Beltrán, S (1, 9)<br>OBP: 0.295, SLG: 0.423<br>31 Ichiro Suzuki, L (8, 9)<br>OBP: 0.326, SLG: 0.324 | | B CH 76<br>B FF 91<br>B FF 91<br>C FF 89<br>B CH 80<br>4-1 BB | | C FF 89<br>C FC 89<br>X CH 80<br>0-2 ③ F9 | | C SI 91<br>X FF 88<br>1-1 ① F8 | | C FF 89<br>B CU 77<br>S FS 81<br>X FS 81<br>1-2 ② G5-3 | | 3<br>0 | 0<br>0 | 0<br>0 | 0<br>0 | 1<br>0 | 0<br>0 | 0<br>0 |
| 34 Brian McCann, L (1, 2)<br>OBP: 0.291, SLG: 0.380 | | B FF 89<br>B FF 89<br>B FF 89<br>C FF 89<br>F FF 89<br>X FF 89<br>3-2 ① F8 | | | C FF 90<br>B FF 91<br>S FF 90<br>B CH 81<br>X CH 80<br>2-2 ① F8 | B CU 76<br>C FC 86<br>F FF 90<br>S FF 91<br>1-3 ② K | | B CU 76<br>C CU 75<br>B FC 86<br>F FS 81<br>B FF 90<br>X FS 79<br>3-2 E6<br>12 1B | | 4 | 0 | 0 | 0 | 0 | 1 | 1 |
| 12 Chase Headley, S (1, 5)<br>OBP: 0.308, SLG: 0.356 | | D CU 72<br>S CH 81<br>F CH 80<br>B FF 90<br>S CH 81<br>2-3 ② K | | | C CU 72<br>B CH 80<br>C CU 76<br>B FF 91<br>B FF 91<br>T FF 90<br>3-2 ② K | B CU 75<br>F FF 87<br>X FC 86<br>1-1 1B | | S CU 77<br>X FS 81<br>0-1<br>1-2<br>1B | | 4 | 0 | 2 | 0 | 0 | 2 | 1 |
| 33 Stephen Drew, L (1, 6)<br>OBP: 0.241, SLG: 0.302 | | B FF 90<br>T FF 90<br>B FF 90<br>F FF 90<br>C FF 91<br>2-3 ③ K | | | B FF 90<br>S CH 80<br>B FF 91<br>B FF 90<br>F FF 90<br>F CH 80<br>B FF 90<br>4-2<br>14 2B<br>11 1B<br>BB | 1 SAFE<br>B SI 87<br>B FF 91<br>1 SAFE<br>1 SAFE<br>X FC 84<br>2-0 ③ P4 | | T CU 77<br>F FF 89<br>X FF 90<br>0-2 ③ P5 | | 3 | 1 | 0 | 0 | 1 | 1 | 4 |
| 14 Martín Prado, R (1, 4)<br>OBP: 0.309, SLG: 0.369 | | | F FF 88<br>B CH 79<br>B CH 80<br>S CH 80<br>F CH 80<br>F FF 90<br>X FF 90<br>2-2 ① L6 | | C FF 88<br>C FF 89<br>F FF 91<br>B CH 78<br>1 SAFE<br>F CH 78<br>X FF 89<br>1-2<br>11 1B<br>1-3<br>2B | | B FF 91<br>C SL 84<br>C KC 77<br>X SL 83<br>1-2 ① G4-3 | | C FF 91<br>B FF 91<br>X SL 84<br>1-1<br>2 G6-3<br>11 SH1-3<br>1B | 4 | 1 | 2 | 0 | 0 | 0 | 0 |
| Inning Stats | R: 0<br>E: 1<br>K: 1<br>S: 11<br>H: 0<br>LOB: 1<br>BB: 0<br>P: 17 | R: 0<br>E: 0<br>K: 2<br>S: 10<br>H: 0<br>LOB: 1<br>BB: 1<br>P: 21 | R: 0<br>E: 0<br>K: 0<br>S: 9<br>H: 0<br>LOB: 0<br>BB: 0<br>P: 13 | R: 0<br>E: 0<br>K: 1<br>S: 8<br>H: 0<br>LOB: 0<br>BB: 0<br>P: 10 | R: 3<br>E: 0<br>K: 1<br>S: 24<br>H: 4<br>LOB: 2<br>BB: 1<br>P: 38 | R: 0<br>E: 0<br>K: 1<br>S: 8<br>H: 1<br>LOB: 1<br>BB: 0<br>P: 13 | R: 0<br>E: 0<br>K: 1<br>S: 9<br>H: 0<br>LOB: 0<br>BB: 0<br>P: 14 | R: 1<br>E: 1<br>K: 0<br>S: 16<br>H: 2<br>LOB: 2<br>BB: 0<br>P: 21 | R: 0<br>E: 0<br>K: 1<br>S: 8<br>H: 1<br>LOB: 1<br>BB: 0<br>P: 12 | 1B: 6<br>2B: 1<br>3B: 0<br>HR: 1<br>SF: 0<br>SAC: 1<br>DP: 0<br>HBP: 0 | | | | | | |

| PITCHER | | IP | WLS | BF | H | R | ER | SO | BB | IBB | HBP | BLK | WP | HR | S | P | ERA | WHIP |
|---|---|---|---|---|---|---|---|---|---|---|---|---|---|---|---|---|---|---|
| 58 Jeremy Hellickson, R<br>ERA: 2.56 | (1, 1) | 5.0 | L | 22 | 4 | 3 | 3 | 5 | 2 | 0 | 0 | 0 | 0 | 0 | 62 | 99 | 5.40 | 1.200 |
| 38 Jeff Beliveau, L<br>ERA: 2.19 | (6, 1) | 1.0 | | 4 | 1 | 0 | 0 | 1 | 0 | 0 | 0 | 0 | 0 | 0 | 8 | 13 | 0.00 | 1.000 |
| 49 Kirby Yates, R<br>ERA: 2.19 | (7, 1) | 1.0 | | 3 | 0 | 0 | 0 | 1 | 0 | 0 | 0 | 0 | 0 | 0 | 9 | 14 | 0.00 | 0.000 |
| 62 Joel Peralta, R<br>ERA: 3.86 | (8, 1) | 1.0 | | 6 | 2 | 1 | 1 | 0 | 0 | 0 | 0 | 0 | 0 | 1 | 16 | 21 | 9.00 | 2.000 |
| 50 Grant Balfour, R<br>ERA: 4.91 | (9, 1) | 1.0 | | 4 | 1 | 0 | 0 | 1 | 0 | 0 | 0 | 0 | 0 | 0 | 8 | 12 | 0.00 | 1.000 |

| PITCHER | IP | WLS | BF | H | R | ER | SO | BB | IBB | HBP | BLK | WP | HR | S | P | ERA | WHIP |
|---|---|---|---|---|---|---|---|---|---|---|---|---|---|---|---|---|---|

TOP

# New York Yankees @ Tampa Bay Rays

Tropicana Field, St. Petersburg, FL

Sun Aug 17 2014, 1:42 PM - 4:55 PM EDT

Att. 28,812 - Dome - 72 F

livebaseballscorecards.com

| | |
|---|---|
| AB | 36 |
| R | 4 |
| H | 8 |
| RBI | 4 |
| BB | 2 |
| SO | 8 |
| LOB | 12 |

PA: 39

WP: 0
PB: 0
SB: 0
CS: 0

| Batter | 1 | 2 | 3 | 4 | 5 | 6 | 7 | 8 | 9 | AB | R | H | RBI | BB | SO | LOB |
|---|---|---|---|---|---|---|---|---|---|---|---|---|---|---|---|---|
| 8 Desmond Jennings, R (1, 8)<br>OBP: 0.324, SLG: 0.386 | C SL 81<br>C SL 81<br>S SL 86<br>0-3 ① K | | B SL 83<br>C SI 91<br>X SI 91<br>1-1 ② G5-3 | | | C SL 82<br>B SL 83<br>S FC 87<br>F FS 87<br>B SL 87<br>X SI 91<br>2-2 ② G4-3 | | B KC 82<br>C KC 81<br>B FF 98<br>C FF 98<br>X KC 83<br>2-2 ② 18 FC4-6 1B | | 4 | 0 | 1 | 0 | 0 | 1 | 0 |
| 18 Ben Zobrist, S (1, 4)<br>OBP: 0.363, SLG: 0.419 | C FF 91<br>B FS 85<br>F CU 75<br>X FC 88<br>1-2 20 1B 3 G4-3 1B | | C SI 92<br>B FF 92<br>B FF 92<br>F SL 87<br>X FS 86<br>2-2 ③ L5 | | | X CU 77<br>0-0 ③ G4-3 | | X FF 98<br>0-0 ② FC4-6 1-2f | | 4 | 1 | 1 | 0 | 0 | 0 | 1 |
| 20 Matt Joyce, L (1, 7)<br>OBP: 0.372, SLG: 0.429 | X SI 90<br>0-0 3 G4-3 1-3 1B | | | B FS 84<br>B FS 85<br>X SI 91<br>2-0 ① P3 | | | X SL 82<br>0-0 3 WP 3 1B 2B | B KC 84<br>C KC 84<br>D KC 84<br>C FF 97<br>S SV 86<br>2-3 ③ K | | 4 | 1 | 2 | 0 | 0 | 1 | 1 |
| 3 Evan Longoria, R (1, 5)<br>OBP: 0.323, SLG: 0.391 | S SL 81<br>B SI 92<br>1 SAFE<br>S SL 83<br>B SL 83<br>B SL 84<br>X FF 92<br>3-2 ② G4-3 1-2 3-H | | | C SI 91<br>B SL 83<br>B SI 91<br>C SL 83<br>X SL 83<br>2-2 ② F9 | | | C FF 92<br>B SL 87<br>F SL 82<br>F SI 92<br>F SI 93<br>B FF 88<br>F SL 85<br>F SI 92<br>X SL 86<br>2-2 11 G4-3 21 G3 2-H 1B | | B FC 90<br>F FC 92<br>S FC 91<br>F FC 92<br>B FC 92<br>X FC 92<br>2-2 ① L7 | 4 | 0 | 1 | 2 | 0 | 0 | 1 |
| 21 James Loney, L (1, 3)<br>OBP: 0.335, SLG: 0.372 | C SL 82<br>X FF 90<br>0-1 ③ F7 | | | B FS 85<br>F SL 83<br>F FC 93<br>B FF 91<br>X FF 93<br>2-2 ③ L5 | | | D FS 85<br>X SI 92<br>1-0 ① G3 1-2 | | B KC 83<br>X FC 92<br>1-0 ② L9 | 4 | 0 | 0 | 0 | 0 | 0 | 2 |
| 11 Yunel Escobar, R (1, 6)<br>OBP: 0.320, SLG: 0.324 | | S SL 81<br>F FF 91<br>B FS 86<br>X SL 83<br>1-2 ① L4 | | | S SI 90<br>X SI 92<br>0-1 ① G6-3 | | B SL 84<br>C SL 84<br>B SL 85<br>B SL 86<br>C SI 93<br>X SI 93<br>3-2 ② G4-3 2-3 | | S FC 92<br>B FC 91<br>B KC 84<br>X FC 91<br>2-1 ③ G6-3 | 4 | 0 | 0 | 0 | 0 | 0 | 1 |
| 30 Vince Belnome, L (1, 10) | | C FF 92<br>B SL 85<br>X FS 85<br>1-1 ② F8 | | | C SI 92<br>B FS 86<br>X FF 91<br>1-1 ② P6 | | B FS 88<br>S FS 86<br>F FS 87<br>B FF 92<br>B FS 88<br>F SL 87<br>B SI 94<br>4-2 BB | | | 2 | 0 | 0 | 0 | 1 | 0 | 0 |
| 28 José Molina, R (1, 2)<br>OBP: 0.243, SLG: 0.197<br>5 Brandon Guyer, R (7, PH)<br>OBP: 0.346, SLG: 0.366<br>59 Curt Casali, R (8, 2)<br>OBP: 0.286, SLG: 0.233 | | S SI 91<br>F SI 90<br>B SL 83<br>B SL 83<br>X SL 82<br>2-2 ③ G4-3 | | | X SI 92<br>0-0 ③ G4-3 | | B SL 82<br>S SL 82<br>F SL 83<br>S FF 93<br>1-3 ③ K | | | 2<br>1<br>0 | 0<br>0<br>0 | 0<br>0<br>0 | 0<br>0<br>0 | 0<br>0<br>0 | 0<br>1<br>0 | 0<br>2<br>0 |
| 39 Kevin Kiermaier, L (1, 9)<br>OBP: 0.322, SLG: 0.477 | | | C CU 74<br>B FS 84<br>B SL 81<br>F SI 91<br>F FS 87<br>F SI 92<br>X FS 86<br>2-2 ① G4-3 | | | B SI 91<br>C SL 82<br>X CU 76<br>1-1 ① F8 | | F FF 96<br>F FF 95<br>B SV 85<br>C SV 85<br>1-3 ① K | | 3 | 0 | 0 | 0 | 0 | 1 | 0 |
| Inning Stats | R: 1 E: 0 K: 1 S: 12 H: 2 LOB: 1 BB: 0 P: 16 | R: 0 E: 0 K: 0 S: 8 H: 0 LOB: 0 BB: 0 P: 12 | R: 0 E: 0 K: 0 S: 10 H: 0 LOB: 0 BB: 0 P: 15 | R: 0 E: 0 K: 0 S: 7 H: 0 LOB: 0 BB: 0 P: 13 | R: 0 E: 0 K: 0 S: 5 H: 0 LOB: 0 BB: 0 P: 6 | R: 0 E: 0 K: 0 S: 7 H: 0 LOB: 0 BB: 0 P: 10 | R: 1 E: 0 K: 1 S: 18 H: 2 LOB: 2 BB: 1 P: 29 | R: 0 E: 0 K: 2 S: 10 H: 1 LOB: 1 BB: 0 P: 15 | R: 0 E: 0 K: 0 S: 7 H: 0 LOB: 0 BB: 0 P: 12 | 1B: 4<br>2B: 1<br>3B: 0<br>HR: 0 | SF: 0<br>SAC: 0<br>DP: 0<br>HBP: 0 | | | WP: 1<br>PB: 0<br>SB: 0<br>CS: 0 | PA: 33 | | |

| PITCHER | IP | WLS | BF | H | R | ER | SO | BB | IBB | HBP | BLK | WP | HR | S | P | ERA | WHIP |
|---|---|---|---|---|---|---|---|---|---|---|---|---|---|---|---|---|---|
| 18 Hiroki Kuroda, R (1, 1)<br>ERA: 3.97 | 6.2 | W | 25 | 4 | 2 | 2 | 1 | 1 | 0 | 0 | 0 | 1 | 0 | 64 | 97 | 2.70 | 0.750 |
| 27 Shawn Kelley, R (7, 1)<br>ERA: 4.58 | 0.1 | H | 1 | 0 | 0 | 0 | 1 | 0 | 0 | 0 | 0 | 0 | 0 | 3 | 4 | 0.00 | 0.000 |
| 68 Dellin Betances, R (8, 1)<br>ERA: 1.48 | 1.0 | H | 4 | 1 | 0 | 0 | 2 | 0 | 0 | 0 | 0 | 0 | 0 | 10 | 15 | 0.00 | 1.000 |
| 30 David Robertson, R (9, 1)<br>ERA: 2.51 | 1.0 | S | 3 | 0 | 0 | 0 | 0 | 0 | 0 | 0 | 0 | 0 | 0 | 7 | 12 | 0.00 | 0.000 |

| PITCHER | IP | WLS | BF | H | R | ER | SO | BB | IBB | HBP | BLK | WP | HR | S | P | ERA | WHIP |
|---|---|---|---|---|---|---|---|---|---|---|---|---|---|---|---|---|---|

# BOTTOM

## New York Yankees @ Tampa Bay Rays

Tropicana Field, St. Petersburg, FL

Sun Aug 17 2014, 1:42 PM - 4:55 PM EDT

Att. 28,812 - Dome - 72 F

livebaseballscorecards.com

| | |
|---|---|
| AB | 32 |
| R | 2 |
| H | 5 |
| RBI | 2 |
| BB | 1 |
| SO | 4 |
| LOB | 8 |

| Batter | 1 | 2 | 3 | 4 | 5 | 6 | 7 | 8 | 9 | 10 | 11 | AB | R | H | RBI | BB | SO | LOB |
|---|---|---|---|---|---|---|---|---|---|---|---|---|---|---|---|---|---|---|
| 3 Ian Kinsler, R (1, 4)<br>OBP: 0.316, SLG: 0.423 | B FF 92<br>B FF 93<br>F FF 93<br>F FF 93<br>S SL 85<br>2-3<br>K ① | | B FF 94<br>X FF 93<br>1-0<br>G5-4-3 ②③<br>1-2f | | B SL 85<br>D SL 86<br>F FF 94<br>B FF 94<br>B FF 93<br>4-1<br>24 1B<br>48 FC6-5<br>1-2<br>2-3<br>3-H<br>BB | C SL 81<br>1 SAFE<br>B FF 91<br>B FF 91<br>F SL 85<br>B SL 84<br>X SL 82<br>3-2<br>F8 ③<br>1-2 | | | X FF 96<br>0-0<br>2B | | X SL 84<br>0-0<br>41 BB<br>3B | 5 | 2 | 2 | 1 | 1 | 1 | 4 |
| 48 Torii Hunter, R (1, 9)<br>OBP: 0.308, SLG: 0.445 | C FF 94<br>X FF 96<br>0-1<br>G4-3 ② | | | B FF 94<br>F SL 84<br>X FF 94<br>1-1<br>24 G6-3<br>2B | B FF 93<br>X FF 93<br>1-0<br>FC6-5 ②<br>24 1B<br>1-2<br>2-3f<br>3-H | | C FF 93<br>C FC 92<br>B FF 94<br>S FC 94<br>1-3<br>K ① | | C FF 96<br>S SI 96<br>B FF 97<br>B FF 98<br>B FF 94<br>S SI 97<br>3-3<br>K ② | | B SL 83<br>B FF 91<br>B FF 91<br>B FF 91<br>4-0<br>41 BB<br>24 IBB<br>32 WP<br>BB | 5 | 1 | 1 | 1 | 1 | 2 | 3 |
| 24 Miguel Cabrera, R (1, 3)<br>OBP: 0.373, SLG: 0.509 | B FF 95<br>F FF 94<br>S SL 87<br>F FF 96<br>B FF 97<br>B SL 86<br>C SL 84<br>3-3<br>K ③ | | | X FF 95<br>0-0<br>G6-3 ①<br>2-3 | B FF 96<br>S SL 86<br>X FF 95<br>1-1<br>1-3<br>2-H<br>1B | | C FC 93<br>F FF 94<br>F FC 94<br>B FF 94<br>B CH 80<br>B FF 94<br>X CH 82<br>3-2<br>G5-3 ② | | I IN 57<br>I IN 58<br>I IN 63<br>I IN 60<br>4-0<br>IBB | | I IN 75<br>I IN 75<br>I IN 76<br>I IN 74<br>4-0<br>32 WP<br>41 BB<br>50 SF8<br>1-2<br>IBB | 4 | 1 | 1 | 1 | 2 | 1 | 1 |
| 41 Victor Martinez, S (1, 10)<br>OBP: 0.389, SLG: 0.543 | | C FF 93<br>B FF 93<br>B CH 86<br>F FF 93<br>C SL 84<br>2-3<br>K ① | | X FF 94<br>0-0<br>P5 ② | C SL 86<br>B CH 85<br>X FF 94<br>1-1<br>P3 ③ | | B CH 80<br>B FF 92<br>C CH 80<br>C FF 93<br>F FF 93<br>F FF 94<br>F FF 93<br>F CH 80<br>X FF 94<br>2-2<br>P5 ③ | | B FF 96<br>X FF 94<br>1-0<br>P5 ③ | | B FF 91<br>B CU 80<br>F FF 92<br>B FF 91<br>B FF 91<br>4-1<br>32 WP<br>1-2<br>2-3<br>3-H<br>BB | 5 | 0 | 0 | 1 | 1 | 1 | 5 |
| 28 J.D. Martinez, R (1, 7)<br>OBP: 0.348, SLG: 0.567<br>61 Ezequiel Carrera, L (10, PR)<br>OBP: 0.235, SLG: 0.313<br>(10, 8) | | S FF 95<br>S FF 95<br>B FF 95<br>F SL 86<br>F SL 87<br>S SL 86<br>1-3<br>K ② | | C SL 86<br>B SL 86<br>S FF 96<br>S FF 97<br>1-3<br>K ③ | | F SL 83<br>B SL 84<br>F FF 93<br>F FF 96<br>F SL 84<br>X SL 85<br>1-2<br>G1-3 ① | | B FS 80<br>X CU 75<br>1-0<br>HR | | F FF 95<br>B SI 94<br>F SI 94<br>F FF 96<br>B FF 96<br>X FF 95<br>2-2<br>17 1B<br>1B | C SI 91<br>F FC 86<br>C SI 91<br>0-3<br>K ① | 5<br>1 | 1<br>0 | 2<br>0 | 1<br>0 | 0<br>0 | 2<br>1 | 1<br>3 |
| 9 Nick Castellanos, R (1, 5)<br>OBP: 0.309, SLG: 0.418<br>32 Don Kelly, L (8, 5)<br>OBP: 0.319, SLG: 0.283 | | B FF 96<br>S FF 94<br>X SL 84<br>1-1<br>L7 ③ | | | C FF 93<br>F FF 95<br>B SL 88<br>B FF 95<br>B SL 85<br>X FF 94<br>3-2<br>20 E<br>17 1B<br>3 BB<br>1B | S SL 82<br>B SI 95<br>B FF 95<br>B SL 86<br>C SL 84<br>3-3<br>K ② | | B FF 90<br>F CU 77<br>X FF 90<br>1-1<br>F8 ① | | 1 SAFE<br>L SI 94<br>1 SAFE<br>B SI 94<br>X SI 93<br>1-1<br>B1 ① | F SL 85<br>B FF 91<br>S SI 91<br>F SI 91<br>F FC 86<br>B FF 90<br>B CU 75<br>B FF 90<br>4-2<br>1-2<br>2-3<br>3-H<br>BB | 4<br>1 | 1<br>0 | 1<br>0 | 0<br>0 | 0<br>1 | 1<br>0 | 0<br>1 |
| 13 Alex Avila, L (1, 2)<br>OBP: 0.331, SLG: 0.382<br>30 Eugenio Suárez, R (10, PH)<br>OBP: 0.310, SLG: 0.358<br>50 Bryan Holaday, R (10, 2)<br>OBP: 0.283, SLG: 0.266 | | | B FF 92<br>B FF 92<br>C FF 93<br>B SL 84<br>B FF 93<br>4-1<br>17 FC3-6<br>BB | | D SL 83<br>F FF 92<br>F CH 84<br>B SL 86<br>X FF 94<br>2-2<br>L9 ① | C CH 86<br>B CH 87<br>B FF 95<br>C SL 83<br>B SL 84<br>B FF 95<br>4-2<br>20 1B<br>17 BB<br>BB | | C CU 77<br>S FS 81<br>B FF 89<br>B FF 90<br>F FS 80<br>S FS 81<br>2-3<br>K ② | | C SI 94<br>C FF 94<br>S FF 97<br>0-3<br>K ② | F FC 85<br>X FC 87<br>0-1<br>SF8 ②<br>3-H | 2<br>1<br>0 | 1<br>0<br>0 | 0<br>0<br>0 | 0<br>0<br>1 | 2<br>1<br>0 | 1<br>1<br>0 | 1<br>1<br>0 |
| 17 Andrew Romine, S (1, 6)<br>OBP: 0.275, SLG: 0.279 | | | C FF 92<br>B FF 94<br>B FF 93<br>F FF 92<br>X SL 85<br>2-2<br>FC3-6 ①<br>20 S<br>1-2f | | B FF 94<br>1 SAFE<br>X FF 94<br>1-0<br>3 BB<br>20 E<br>48 FC6-5<br>1-2<br>1B | B FF 92<br>B FF 92<br>B FF 93<br>4-0<br>20 1B<br>1-2<br>BB | | C CU 76<br>S FC 86<br>X FF 90<br>0-2<br>G1-3 ③ | | X SI 96<br>0-0<br>1-3<br>1B | C SI 90<br>B SI 90<br>F FC 84<br>F FF 90<br>B SI 90<br>T FC 84<br>2-2<br>K ③ | 5 | 1 | 2 | 0 | 1 | 1 | 3 |
| 20 Rajai Davis, R (1, 8)<br>OBP: 0.328, SLG: 0.414<br>(10, 7) | | | C SL 83<br>B SL 84<br>B FF 93<br>F SL 83<br>F FF 94<br>B SL 86<br>D SL 86<br>4-2<br>3 G5-4-3<br>1-2<br>BB | | X FF 94<br>0-0<br>FC3<br>48 FC6-5<br>3 BB<br>1-2<br>2-3 | B SL 84<br>X FF 93<br>1-0<br>3 S<br>1-3<br>2-H<br>1B | | | C FF 94<br>S FF 96<br>B SI 98<br>X FF 96<br>1-2<br>G6-3 ①<br>1-2 | B FF 95<br>S FF 94<br>F SI 95<br>B SI 97<br>S SI 96<br>2-3<br>K ③ | | 4 | 0 | 1 | 1 | 1 | 1 | 4 |
| Inning Stats | R: 0<br>E: 0<br>K: 2<br>S: 9<br>H: 0<br>LOB: 0<br>BB: 0<br>P: 14 | R: 0<br>E: 0<br>K: 2<br>S: 10<br>H: 0<br>LOB: 0<br>BB: 0<br>P: 14 | R: 0<br>E: 0<br>K: 0<br>S: 8<br>H: 0<br>LOB: 1<br>BB: 2<br>P: 19 | R: 0<br>E: 0<br>K: 1<br>S: 7<br>H: 1<br>LOB: 1<br>BB: 0<br>P: 9 | R: 3<br>E: 1<br>K: 0<br>S: 14<br>H: 3<br>LOB: 2<br>BB: 1<br>P: 27 | R: 1<br>E: 0<br>K: 1<br>S: 14<br>H: 1<br>LOB: 2<br>BB: 2<br>P: 30 | R: 0<br>E: 0<br>K: 1<br>S: 14<br>H: 0<br>LOB: 0<br>BB: 0<br>P: 20 | R: 1<br>E: 0<br>K: 1<br>S: 10<br>H: 1<br>LOB: 0<br>BB: 0<br>P: 14 | R: 0<br>E: 0<br>K: 1<br>S: 8<br>H: 1<br>LOB: 2<br>BB: 1<br>P: 17 | R: 0<br>E: 0<br>K: 2<br>S: 13<br>H: 2<br>LOB: 2<br>BB: 0<br>P: 18 | R: 3<br>E: 0<br>K: 2<br>S: 15<br>H: 1<br>LOB: 2<br>BB: 4<br>P: 33 | 1B: 6<br>2B: 2<br>3B: 1<br>HR: 1<br>SF: 1<br>SAC: 0<br>DP: 1<br>HBP: 0 | WP: 1<br>PB: 0<br>SB: 2<br>CS: 0<br>PA: 53 | | | | | |

| PITCHER | | IP | WLS | BF | H | R | ER | SO | BB | IBB | HBP | BLK | WP | HR | S | P | ERA | WHIP |
|---|---|---|---|---|---|---|---|---|---|---|---|---|---|---|---|---|---|---|
| 22 Chris Archer, R<br>ERA: 3.17 | (1, 1) | 5.2 | | 27 | 5 | 4 | 1 | 6 | 5 | 0 | 0 | 0 | 0 | 0 | 59 | 107 | 1.59 | 1.765 |
| 49 Kirby Yates, R<br>ERA: 2.16 | (6, 1) | 0.1 | | 1 | 0 | 0 | 0 | 0 | 0 | 0 | 0 | 0 | 0 | 0 | 3 | 6 | 0.00 | 0.000 |
| 26 Brad Boxberger, R<br>ERA: 1.83 | (7, 1) | 1.0 | | 3 | 0 | 0 | 0 | 1 | 0 | 0 | 0 | 0 | 0 | 0 | 14 | 20 | 0.00 | 0.000 |
| 62 Joel Peralta, R<br>ERA: 3.96 | (8, 1) | 1.0 | | 4 | 1 | 1 | 1 | 1 | 0 | 0 | 0 | 0 | 0 | 1 | 10 | 14 | 9.00 | 1.000 |
| 57 Jake McGee, L<br>ERA: 1.4 | (9, 1) | 2.0 | | 10 | 3 | 0 | 0 | 3 | 0 | 1 | 0 | 0 | 0 | 0 | 21 | 35 | 0.00 | 1.500 |

| PITCHER | | IP | WLS | BF | H | R | ER | SO | BB | IBB | HBP | BLK | WP | HR | S | P | ERA | WHIP |
|---|---|---|---|---|---|---|---|---|---|---|---|---|---|---|---|---|---|---|
| 50 Grant Balfour, R<br>ERA: 5.48 | (11, 1) | 0.0 | L | 4 | 1 | 3 | 3 | 0 | 2 | 1 | 0 | 0 | 0 | 0 | 2 | 14 | ∞ | ∞ |
| 38 Jeff Beliveau, L<br>ERA: 2.03 | (11, 1) | 1.0 | | 4 | 0 | 0 | 0 | 2 | 1 | 0 | 0 | 0 | 1 | 0 | 13 | 19 | 0.00 | 1.000 |

TOP

# Detroit Tigers @ Tampa Bay Rays

Tropicana Field, St. Petersburg, FL

Tue Aug 19 2014, 7:12 PM - 11:52 PM EDT

Att. 14,331 - Dome - 72 F

livebaseballscorecards.com

| | |
|---|---|
| AB | 42 |
| R | 8 |
| H | 10 |
| RBI | 7 |
| BB | 10 |
| SO | 13 |
| LOB | 27 |

| Batter | 1 | 2 | 3 | 4 | 5 | 6 | 7 | 8 | 9 | 10 | 11 | AB | R | H | RBI | BB | SO | LOB |
|---|---|---|---|---|---|---|---|---|---|---|---|---|---|---|---|---|---|---|
| 8 Desmond Jennings, R (1, 8)<br>OBP: 0.320, SLG: 0.381 | F FF 90<br>B FF 92<br>C FF 92<br>X SL 86<br>1-2 ① L8 | C SL 83<br>S SL 85<br>S FF 94<br>0-3 ② K | | | B SL 82<br>X SL 83<br>1-0 ① F8 | | C FF 92<br>B CH 82<br>S FF 93<br>S FF 95<br>1-3 ② K | | B SL 85<br>L SL 85<br>C SL 86<br>B FF 94<br>F SL 86<br>X SL 85<br>2-2 ② F8 | | X FF 90<br>0-0 ② F9 | 6 | 0 | 0 | 0 | 0 | 2 | 2 |
| 18 Ben Zobrist, S (1, 4)<br>OBP: 0.368, SLG: 0.421 (10, 7) | C FF 91<br>H FF 92<br>1-1 3 BB, 21 HR, HBP | 1 SAFE<br>B FF 94<br>1 SAFE<br>B CH 84<br>C CH 84<br>F CH 85<br>X FF 96<br>2-2 1-3 3-H 1B | | | B CU 76<br>B FF 92<br>F FF 94<br>F CU 80<br>B CH 84<br>F FF 94<br>B CU 77<br>4-2 BB | | C CH 82<br>X FF 95<br>0-1 ③ G6-3 | | B SL 85<br>B FF 94<br>S SL 86<br>S SL 86<br>F SL 86<br>B SL 87<br>F SL 86<br>B FF 94<br>4-2 BB | | C FF 90<br>B CH 86<br>B FF 90<br>X FF 90<br>2-1 11 DI, 3 1B, 1B | 3 | 2 | 2 | 1 | 2 | 0 | 0 |
| 20 Matt Joyce, L (1, 7)<br>OBP: 0.369, SLG: 0.424<br>11 Logan Forsythe, R (9, PH)<br>OBP: 0.299, SLG: 0.364 (10, 4) | B FF 92<br>1 SAFE<br>S FF 93<br>S CH 83<br>F CH 82<br>1 SAFE<br>S FF 94<br>1-3 ② K | B CH 83<br>X FF 93<br>1-0 ③ G4-3 | | | F FF 91<br>C FF 93<br>X FF 93<br>0-2 ② F7 | | | C CU 78<br>X CU 80<br>0-1 ① G3 | 1 SAFE<br>1 SAFE<br>C FF 89<br>C CH 79<br>D CU 78<br>1 SAFE<br>B CH 79<br>B CU 77<br>F CH 80<br>3-3 ③ K | | F CU 82<br>B FF 91<br>S SL 86<br>B SL 86<br>B FF 92<br>D SL 86<br>4-2 3 1B, 1-2 BB | 4<br>1 | 0<br>0 | 0<br>0 | 0<br>0 | 0<br>1 | 1<br>1 | 4<br>1 |
| 3 Evan Longoria, R (1, 5)<br>OBP: 0.327, SLG: 0.391 | B FF 92<br>S SL 84<br>F SL 85<br>B FF 94<br>B CU 76<br>F FF 94<br>B SL 86<br>4-2 21 HR, 1-2 BB | | C FF 90<br>X FF 91<br>0-1 ① F9 | | B CU 76<br>B FF 93<br>C SL 83<br>F FF 93<br>D CH 85<br>F SL 84<br>C SL 83<br>3-3 ③ K | | | B FF 94<br>F FF 94<br>B FF 93<br>F SL 84<br>B FF 95<br>B CU 80<br>4-2 11 1B, 21 1B, 30 SF8, BB | | B SI 93<br>B SI 93<br>B SI 94<br>C SI 94<br>D SI 94<br>4-1 1 SH1-3, BB | X FF 92<br>0-0 1-2 2-H 1B | 3 | 2 | 1 | 1 | 3 | 1 | 1 |
| 21 James Loney, L (1, 3)<br>OBP: 0.338, SLG: 0.381<br>1 Sean Rodriguez, R (8, PR)<br>OBP: 0.270, SLG: 0.473 (9, 3) | S FF 94<br>X FF 93<br>0-1 1-H 2-H HR | | B FF 90<br>B CH 82<br>F FF 91<br>X FF 92<br>2-1 ② L4 | | | B SL 82<br>X CH 82<br>1-0 1B | | C SL 84<br>B FF 92<br>1 SAFE<br>C FF 93<br>X FF 94<br>1-2 30 SF8, 11 1B, 1-2 1B | | | D SL 87<br>C FF 91<br>S SL 83<br>S SL 86<br>1-3 ③ K | 4<br>1 | 1<br>0 | 3<br>0 | 3<br>0 | 0<br>1 | 0<br>2 | 0<br>2 |
| 11 Yunel Escobar, R (1, 6)<br>OBP: 0.319, SLG: 0.323 | C FF 92<br>B CU 74<br>F FF 92<br>F SL 85<br>S SL 85<br>1-3 ③ K | | C SL 83<br>X FF 93<br>0-1 ③ L9 | | | C FF 91<br>B SL 83<br>1 SAFE<br>L FF 90<br>D SL 86<br>F FF 92<br>F FF 94<br>C SL 85<br>2-3 ① K | | B SL 87<br>F SL 86<br>B FF 94<br>X CU 79<br>2-1 30 SF8, 1-2 2-3 1B | | C CU 79<br>X SI 93<br>0-1 ② G5-3 | | 5 | 0 | 1 | 0 | 0 | 2 | 2 |
| 30 Vince Belnome, L (1, 10)<br>OBP: 0.286, SLG: 0.200 | | B FF 90<br>B FF 92<br>S FF 92<br>F FF 92<br>X CH 83<br>2-2 59 SH1-3, 18 1B, 2B | | F CH 81<br>F CU 76<br>B FF 93<br>C FF 93<br>1-3 ① K | | S FF 93<br>X CH 84<br>0-2 ② F8 | | F SL 83<br>B FF 92<br>F SL 86<br>X SL 87<br>1-2 ② SF8, 1-2 2-3 3-H | | I IN 74<br>I IN 75<br>I IN 76<br>I IN 76<br>4-0 IBB | | 3 | 1 | 1 | 1 | 1 | 1 | 1 |
| 59 Curt Casali, R (1, 2)<br>OBP: 0.275, SLG: 0.222<br>5 Brandon Guyer, R (8, PH)<br>OBP: 0.345, SLG: 0.364<br>28 José Molina, R (9, 2)<br>OBP: 0.242, SLG: 0.196 | | B FF 92<br>L FF 93<br>X FF 92<br>1-1 ① SH1-3, 2-3 | C SL 82<br>B FF 91<br>C SL 82<br>B SL 83<br>T FF 94<br>2-2 ② K | | | C SL 84<br>B FF 91<br>C SL 85<br>B SL 86<br>X SL 84<br>2-2 ③ G5-3 | | F FF 93<br>X SL 88<br>0-1 ③ G1-3 | | F SI 94<br>F SI 93<br>F FF 92<br>B CU 80<br>F SI 93<br>F CU 80<br>F SI 93<br>F SI 95<br>F SI 94<br>2-3 ③ K | | 2<br>1<br>1 | 0<br>0<br>0 | 0<br>0<br>0 | 0<br>0<br>0 | 0<br>0<br>0 | 1<br>0<br>1 | 1<br>3<br>2 |
| 39 Kevin Kiermaier, L (1, 9)<br>OBP: 0.319, SLG: 0.469 | | B CU 77<br>B CU 78<br>B FF 95<br>B FF 94<br>4-0 18 1B, BB | C CU 75<br>F FF 94<br>T CH 84<br>0-2 ③ K | | | | B FF 91<br>X FF 92<br>1-0 ① G4-3 | | C SI 90<br>F SL 86<br>X SL 86<br>0-2 ① G3 | | C FF 89<br>F CU 81<br>F FF 91<br>B SL 84<br>X FF 90<br>1-2 ① G1-3 | 4 | 0 | 0 | 0 | 1 | 1 | 0 |

BOTTOM

# Detroit Tigers @ Tampa Bay Rays

Tropicana Field, St. Petersburg, FL

Tue Aug 19 2014, 7:12 PM - 11:52 PM EDT

Att. 14,331 - Dome - 72 F

livebaseballscorecards.com

| | |
|---|---|
| AB | 38 |
| R | 6 |
| H | 8 |
| RBI | 6 |
| BB | 8 |
| SO | 12 |
| LOB | 19 |

| Inning Stats | | | | | | | | | | | | | | | | | | | | | | |
|---|---|---|---|---|---|---|---|---|---|---|---|---|---|---|---|---|---|---|---|---|---|---|
| | R: 3<br>E: 0<br>K: 2<br>S: 17 | H: 1<br>LOB: 0<br>BB: 1<br>P: 25 | R: 1<br>E: 0<br>K: 1<br>S: 12 | H: 2<br>LOB: 2<br>BB: 1<br>P: 22 | R: 0<br>E: 0<br>K: 0<br>S: 6 | H: 0<br>LOB: 0<br>BB: 0<br>P: 8 | R: 0<br>E: 0<br>K: 3<br>S: 9 | H: 0<br>LOB: 0<br>BB: 0<br>P: 12 | R: 0<br>E: 0<br>K: 1<br>S: 12 | H: 0<br>LOB: 1<br>BB: 1<br>P: 20 | R: 0<br>E: 0<br>K: 1<br>S: 12 | H: 1<br>LOB: 1<br>BB: 0<br>P: 17 | R: 0<br>E: 0<br>K: 1<br>S: 6 | H: 0<br>LOB: 0<br>BB: 0<br>P: 8 | R: 1<br>E: 0<br>K: 0<br>S: 14 | H: 2<br>LOB: 3<br>BB: 1<br>P: 22 | R: 0<br>E: 0<br>K: 1<br>S: 15 | H: 0<br>LOB: 1<br>BB: 1<br>P: 24 | R: 0<br>E: 0<br>K: 1<br>S: 15 | H: 0<br>LOB: 2<br>BB: 2<br>P: 25 | R: 1<br>E: 0<br>K: 1<br>S: 13 | H: 2<br>LOB: 2<br>BB: 1<br>P: 21 |

| | 1B: 6 | SF: 1 | WP: 0 | PA: 50 |
|---|---|---|---|---|
| | 2B: 1 | SAC: 2 | PB: 0 | |
| | 3B: 0 | DP: 0 | SB: 0 | |
| | HR: 1 | HBP: 1 | CS: 0 | |

| PITCHER | | IP | WLS | BF | H | R | ER | SO | BB | IBB | HBP | BLK | WP | HR | S | P | ERA | WHIP |
|---|---|---|---|---|---|---|---|---|---|---|---|---|---|---|---|---|---|---|
| 37 Max Scherzer, R<br>ERA: 3.07 | (1, 1) | 7.0 | | 29 | 4 | 4 | 4 | 9 | 3 | 0 | 1 | 0 | 0 | 1 | 74 | 112 | 5.14 | 1.000 |
| 44 Joba Chamberlain, R<br>ERA: 3.26 | (8, 1) | 1.0 | B | 6 | 2 | 1 | 1 | 0 | 1 | 0 | 0 | 0 | 0 | 0 | 14 | 22 | 9.00 | 3.000 |
| 62 Al Alburquerque, R<br>ERA: 2.76 | (9, 1) | 0.2 | | 3 | 0 | 0 | 0 | 0 | 1 | 0 | 0 | 0 | 0 | 0 | 11 | 17 | 0.00 | 1.500 |
| 65 Blaine Hardy, L<br>ERA: 1.93 | (9, 1) | 0.1 | | 1 | 0 | 0 | 0 | 1 | 0 | 0 | 0 | 0 | 0 | 0 | 4 | 7 | 0.00 | 0.000 |
| 49 Jim Johnson, R<br>ERA: 7.07 | (10, 1) | 1.0 | W | 5 | 0 | 0 | 0 | 1 | 1 | 1 | 0 | 0 | 0 | 0 | 15 | 25 | 0.00 | 1.000 |

| PITCHER | | IP | WLS | BF | H | R | ER | SO | BB | IBB | HBP | BLK | WP | HR | S | P | ERA | WHIP |
|---|---|---|---|---|---|---|---|---|---|---|---|---|---|---|---|---|---|---|
| 36 Joe Nathan, R<br>ERA: 5.28 | (11, 1) | 1.0 | S | 6 | 2 | 1 | 1 | 1 | 1 | 0 | 0 | 0 | 0 | 0 | 13 | 21 | 9.00 | 3.000 |

| Batter | 1 | 2 | 3 | 4 | 5 | 6 | 7 | 8 | 9 | AB | R | H | RBI | BB | SO | LOB |
|---|---|---|---|---|---|---|---|---|---|---|---|---|---|---|---|---|
| 3 Ian Kinsler, R (1, 4)<br>OBP: 0.315, SLG: 0.421 | B FF 89<br>C FF 90<br>F FF 91<br>F FS 84<br>T FF 91<br>1-2 ① K | | B FS 83<br>S FS 82<br>F FF 89<br>X FS 83<br>1-2 ② F9 | | | X SL 83<br>0-0 ① F8 | C FS 82<br>X FS 82<br>0-1<br>24 WP 48 1B 41 HR<br>2-H 1B | | F CU 68<br>C FF 88<br>X CH 83<br>0-2 ② G4-3 | 5 | 1 | 1 | 1 | 0 | 1 | 0 |
| 48 Torii Hunter, R (1, 9)<br>OBP: 0.307, SLG: 0.442 | C FF 90<br>B FS 83<br>F FS 83<br>F FS 84<br>B FF 90<br>F FF 91<br>B FF 92<br>S FS 84<br>3-3 ② K | | M CU 68<br>X FS 83<br>0-1 ③ G5-3 | | | C FF 89<br>B FC 85<br>F FC 85<br>F FF 87<br>X FF 90<br>1-2 ② P3 | S FF 91<br>1 SAFE<br>B FF 91<br>1 SAFE<br>B SL 85<br>X SL 85<br>2-1<br>24 BB 41 HR<br>1-2 1B | | X CH 82<br>0-0 ③ P3 | 5 | 1 | 1 | 0 | 0 | 1 | 0 |
| 24 Miguel Cabrera, R (1, 3)<br>OBP: 0.376, SLG: 0.509<br>32 Don Kelly, L (9, 3)<br>OBP: 0.319, SLG: 0.283 | F FF 91<br>T FF 90<br>B FS 84<br>B FF 91<br>F FF 91<br>F FF 91<br>X FS 83<br>2-2<br>41 2B 1B | | | B SL 84<br>X FS 81<br>1-0 E5 | | C FS 81<br>S FS 82<br>B FS 82<br>F FS 82<br>B FC 86<br>B FF 89<br>B FF 90<br>4-2<br>28 1B 41 BB BB | C FF 91<br>B KC 77<br>B SL 85<br>B FF 92<br>B FF 92<br>4-1<br>1-2<br>2-3 41 HR BB | | | 2 | 2 | 1 | 0 | 2 | 0 | 0 |
| | | | | | | | | | | 0 | 0 | 0 | 0 | 0 | 0 | 0 |
| 41 Victor Martinez, S (1, 10)<br>OBP: 0.392, SLG: 0.553 | C FF 90<br>B FF 90<br>D FS 82<br>X FS 82<br>2-1<br>1-H 2B | | | C FS 81<br>F FF 90<br>X FS 80<br>0-2 ① L9 | | B FF 89<br>B FF 89<br>B FS 81<br>C FF 88<br>B FF 88<br>4-1<br>28 1B<br>1-2 BB | C SL 84<br>B CH 83<br>S SL 84<br>F FF 93<br>X FF 92<br>1-2<br>1-H 2-H 3-H HR | | | 3 | 1 | 2 | 5 | 1 | 0 | 1 |
| 28 J.D. Martinez, R (1, 7)<br>OBP: 0.347, SLG: 0.563 | F FS 81<br>C FF 91<br>B FF 89<br>B FF 89<br>X FF 90<br>2-2 ③ F9 | | | X FF 88<br>0-0 ② F8 | | B FC 89<br>F FS 83<br>X FC 85<br>1-1<br>1-2 2-3 1B | C SL 86<br>F SL 84<br>C SL 83<br>0-3 ③ K | | | 4 | 0 | 1 | 0 | 0 | 1 | 2 |
| 9 Nick Castellanos, R (1, 5)<br>OBP: 0.306, SLG: 0.414 | | B CU 68<br>B FS 81<br>S SL 83<br>X FS 82<br>2-1 ① G5-3 | | C FF 88<br>S FC 86<br>B FF 89<br>F FF 90<br>X FC 85<br>1-2 ③ L6 | | X FS 80<br>0-0 ③ G4-3 | | T FF 89<br>X FF 89<br>0-1 ① G6-3 | | 4 | 0 | 0 | 0 | 0 | 0 | 4 |
| 13 Alex Avila, L (1, 2)<br>OBP: 0.327, SLG: 0.377 | | C FF 89<br>B CU 68<br>S FF 89<br>C FS 82<br>1-3 ② K | | | B CU 67<br>B FC 89<br>X FC 89<br>2-0 ① F9 | | C FS 80<br>B FS 81<br>B FF 88<br>C FF 88<br>B FF 88<br>S FF 90<br>3-3 ① K | B SI 88<br>F SL 82<br>X FF 89<br>1-1 ② P5 | | 4 | 0 | 0 | 0 | 0 | 2 | 0 |
| 17 Andrew Romine, S (1, 6)<br>OBP: 0.269, SLG: 0.273 | | S FS 81<br>F FS 82<br>B FF 90<br>C FF 90<br>1-3 ③ K | | | B CU 68<br>F FS 81<br>F FF 89<br>C FF 88<br>1-3 ② K | | B FF 90<br>B FF 90<br>F FF 88<br>F FF 89<br>F FF 90<br>B FF 89<br>S FS 84<br>3-3 ② K | F FF 88<br>C CU 69<br>B FF 88<br>B CU 69<br>S FF 89<br>2-3 ③ K | | 4 | 0 | 0 | 0 | 0 | 4 | 0 |
| 20 Rajai Davis, R (1, 8)<br>OBP: 0.327, SLG: 0.415 | | | B FF 88<br>X FF 89<br>1-0 ① F8 | | B FS 81<br>B FS 82<br>B FF 88<br>C FF 88<br>X FF 90<br>3-1 ③ P3 | | C FS 81<br>C FF 90<br>X FF 90<br>0-2<br>3 1B 2B | | B CH 86<br>S CH 82<br>B FF 87<br>X SI 88<br>2-1 ① L8 | 4 | 1 | 1 | 0 | 0 | 0 | 0 |

| Inning Stats | | | | | | | | | |

# Detroit Tigers @ Tampa Bay Rays

Tropicana Field, St. Petersburg, FL

Wed Aug 20 2014, 7:12 PM - 9:48 PM EDT

Att. 13,575 - Dome - 72 F

## BOTTOM

| Batter | 1 | 2 | 3 | 4 | 5 | 6 | 7 | 8 | 9 | AB | R | H | RBI | BB | SO | LOB |
|---|---|---|---|---|---|---|---|---|---|---|---|---|---|---|---|---|
| 8 Desmond Jennings, R (1, 8)<br>OBP: 0.319, SLG: 0.379 | P4 | | G4-3 | | | G1-4-3 | | | 20 DI 1B | 4 | 0 | 1 | 0 | 0 | 0 | 0 |
| 18 Ben Zobrist, S (1, 4)<br>OBP: 0.367, SLG: 0.422 | 20 G3 2B | | | K | | | F8 | | F9 | 4 | 0 | 1 | 0 | 0 | 1 | 1 |
| 20 Matt Joyce, L (1, 7)<br>OBP: 0.365, SLG: 0.419 | G3 | | | F8 | | | G4-1 | | P3 | 4 | 0 | 0 | 0 | 0 | 0 | 2 |
| 3 Evan Longoria, R (1, 5)<br>OBP: 0.325, SLG: 0.389 | G5-3 | | | K | | | F8 | | | 3 | 0 | 0 | 0 | 0 | 1 | 1 |
| 21 James Loney, L (1, 3)<br>OBP: 0.338, SLG: 0.381 | | G4-3 | | | F7 | | | 11 FC1-6 1B | | 3 | 0 | 1 | 0 | 0 | 0 | 0 |
| 9 Wil Myers, R (1, 10)<br>OBP: 0.308, SLG: 0.348 | | G5-3 | | | K | | | P3 | | 3 | 0 | 0 | 0 | 0 | 1 | 1 |
| 11 Yunel Escobar, R (1, 6)<br>OBP: 0.317, SLG: 0.320 | | G4-3 | | | K | | | FC1-6 59 FC6-4 1-2f | | 3 | 0 | 0 | 0 | 0 | 1 | 1 |
| 59 Curt Casali, R (1, 2)<br>OBP: 0.259, SLG: 0.208 | | | L5 | | | G6-3 | | FC6-4 1-2f | | 3 | 0 | 0 | 0 | 0 | 0 | 1 |
| 39 Kevin Kiermaier, L (1, 9)<br>OBP: 0.316, SLG: 0.463 | | | G3-1 | | | P6 | | | L7 | 3 | 0 | 0 | 0 | 0 | 0 | 0 |
| Inning Stats | R: 0 E: 0 K: 0 S: 10 H: 1 LOB: 1 BB: 0 P: 15 | R: 0 E: 0 K: 0 S: 7 H: 0 LOB: 0 BB: 0 P: 8 | R: 0 E: 0 K: 0 S: 8 H: 0 LOB: 0 BB: 0 P: 10 | R: 0 E: 0 K: 2 S: 9 H: 0 LOB: 0 BB: 0 P: 10 | R: 0 E: 0 K: 2 S: 12 H: 0 LOB: 0 BB: 0 P: 17 | R: 0 E: 0 K: 0 S: 7 H: 0 LOB: 0 BB: 0 P: 12 | R: 0 E: 0 K: 0 S: 9 H: 0 LOB: 0 BB: 0 P: 13 | R: 0 E: 0 K: 0 S: 6 H: 1 LOB: 1 BB: 0 P: 8 | R: 0 E: 0 K: 0 S: 8 H: 1 LOB: 1 BB: 0 P: 11 | 1B: 2 2B: 1 3B: 0 HR: 0 SF: 0 SAC: 0 DP: 0 HBP: 0 | | | | | | |

livebaseballscorecards.com

| | |
|---|---|
| AB | 30 |
| R | 0 |
| H | 3 |
| RBI | 0 |
| BB | 0 |
| SO | 4 |
| LOB | 7 |

WP: 0 PB: 0 SB: 0 CS: 0 PA: 30

| PITCHER | IP | WLS | BF | H | R | ER | SO | BB | IBB | HBP | BLK | WP | HR | S | P | ERA | WHIP |
|---|---|---|---|---|---|---|---|---|---|---|---|---|---|---|---|---|---|
| 21 Rick Porcello, R (1, 1)<br>ERA: 3.1 | 9.0 | W | 30 | 3 | 0 | 0 | 4 | 0 | 0 | 0 | 0 | 0 | 0 | 76 | 104 | 0.00 | 0.333 |

| PITCHER | IP | WLS | BF | H | R | ER | SO | BB | IBB | HBP | BLK | WP | HR | S | P | ERA | WHIP |
|---|---|---|---|---|---|---|---|---|---|---|---|---|---|---|---|---|---|

# Detroit Tigers @ Tampa Bay Rays

Tropicana Field, St. Petersburg, FL

Thu Aug 21 2014, 1:11 PM - 3:44 PM EDT

Att. 19,189 - Dome - 72 F

TOP

livebaseballscorecards.com

| Batter | 1 | 2 | 3 | 4 | 5 | 6 | 7 | 8 | 9 | AB | R | H | RBI | BB | SO | LOB |
|---|---|---|---|---|---|---|---|---|---|---|---|---|---|---|---|---|
| 3 Ian Kinsler, R (1, 4)<br>OBP: 0.313, SLG: 0.418 | X FF 92<br>0-0 ①<br>L5 | | B CH 88<br>F KC 80<br>F CH 87<br>X CH 88<br>1-2 ③<br>G5-3 | | | C KC 81<br>X FF 92<br>0-1 ③<br>G4-3 | | C CH 81<br>T FC 92<br>F FC 94<br>F FF 93<br>S FC 95<br>0-3 ③<br>K | | 4 | 0 | 0 | 0 | 0 | 1 | 2 |
| 48 Torii Hunter, R (1, 9)<br>OBP: 0.307, SLG: 0.443 | C FF 91<br>X CH 86<br>0-1 ②<br>P4 | | | B KC 80<br>C FF 92<br>X KC 80<br>1-1 ①<br>G3 | | | B CH 86<br>C FF 91<br>X KC 81<br>1-1<br>24<br>G4-3<br>2B | | C SI 95<br>B SI 96<br>F SI 94<br>B FF 97<br>F SI 95<br>B FF 97<br>X SI 94<br>3-2 ①<br>G5-3 | 4 | 0 | 1 | 0 | 0 | 0 | 0 |
| 24 Miguel Cabrera, R (1, 10)<br>OBP: 0.375, SLG: 0.506<br>61 Ezequiel Carrera, L (9, PR)<br>OBP: 0.235, SLG: 0.313 | C KC 80<br>F CH 87<br>F CH 88<br>F KC 81<br>B CH 86<br>B CH 87<br>X CH 88<br>2-2 ③<br>F9 | | | C FF 92<br>F KC 81<br>B FF 92<br>B FF 92<br>X CH 88<br>2-2 ②<br>F8 | | | S FF 92<br>X FF 92<br>0-1 ①<br>G4-3<br>2-3 | | B FF 96<br>B FF 91<br>X FF 94<br>2-0<br>1B | 4<br>0 | 0<br>0 | 1<br>0 | 0<br>0 | 0<br>0 | 0<br>0 | 1<br>0 |
| 41 Victor Martinez, S (1, 3)<br>OBP: 0.391, SLG: 0.549 | | B FF 91<br>F FF 92<br>F KC 81<br>F CH 88<br>B CH 87<br>X CH 88<br>2-2 ①<br>G6-3 | | S FF 93<br>B CH 86<br>C CH 87<br>B FF 92<br>B CH 87<br>F CH 88<br>F FF 92<br>X CH 87<br>3-2 ③<br>F7 | | | I IN 78<br>I IN 78<br>I IN 77<br>I IN 76<br>4-0<br>28<br>WP<br>IBB | | X SI 94<br>0-0 ②<br>F7 | 3 | 0 | 0 | 0 | 1 | 0 | 1 |
| 28 J.D. Martinez, R (1, 7)<br>OBP: 0.343, SLG: 0.555 | | B KC 81<br>S CH 87<br>B SI 92<br>S CH 87<br>S CH 88<br>2-3 ②<br>K | | | B CH 87<br>C FF 91<br>S CH 86<br>B FF 92<br>B CH 86<br>S CH 87<br>3-3 ①<br>K | | S CH 87<br>B FF 90<br>S CH 86<br>B CH 87<br>D CH 88<br>S CH 87<br>3-3 ②<br>K<br>1-2 | | F FF 96<br>F SI 98<br>F SI 95<br>B SI 97<br>X FF 96<br>1-2 ③<br>P4 | 4 | 0 | 0 | 0 | 0 | 3 | 3 |
| 9 Nick Castellanos, R (1, 5)<br>OBP: 0.304, SLG: 0.411 | | B FF 92<br>F FF 92<br>B KC 83<br>S CH 88<br>F CH 88<br>F KC 82<br>B CH 88<br>S CH 87<br>3-3 ③<br>K | | | C FF 91<br>C KC 82<br>B CH 86<br>X CH 87<br>1-2 ②<br>G5-3 | | D FF 92<br>X CH 87<br>1-0 ③<br>F8 | | | 3 | 0 | 0 | 0 | 0 | 1 | 2 |
| 13 Alex Avila, L (1, 2)<br>OBP: 0.327, SLG: 0.375 | | | B KC 79<br>B KC 79<br>F FF 91<br>B FF 92<br>S SI 91<br>B CH 89<br>4-2<br>20<br>G6-3<br>30<br>1B<br>BB | | C KC 81<br>S CH 87<br>S CH 86<br>0-3 ③<br>K | | | C CH 79<br>C FF 93<br>F FF 94<br>S FF 94<br>0-3 ①<br>K | | 2 | 0 | 0 | 0 | 1 | 2 | 0 |
| 30 Eugenio Suárez, R (1, 6)<br>OBP: 0.315, SLG: 0.369<br>17 Andrew Romine, S (8, PR)<br>OBP: 0.269, SLG: 0.273<br>(8, 6) | | | B FF 91<br>X FF 91<br>1-0<br>20<br>G6-3<br>1-2<br>1B | | | C FF 90<br>B CH 86<br>B CH 86<br>S CH 86<br>B FF 92<br>S CH 87<br>3-3 ①<br>K | | S CH 80<br>B FF 94<br>F CH 80<br>B FC 93<br>B FF 94<br>F CH 81<br>X CH 81<br>3-2<br>2B | | 3<br>0 | 0<br>0 | 2<br>0 | 0<br>0 | 0<br>0 | 1<br>0 | 0<br>0 |
| 20 Rajai Davis, R (1, 8)<br>OBP: 0.325, SLG: 0.412 | | | B KC 81<br>L FF 91<br>X FF 91<br>1-1 ① ②<br>G6-3<br>1-2f<br>2-3 | | | C KC 80<br>B FF 92<br>X CH 87<br>1-1 ②<br>F7 | | B FF 94<br>F FF 92<br>S FF 95<br>X FF 94<br>1-2 ②<br>F9 | | 3 | 0 | 0 | 0 | 0 | 0 | 3 |

| | AB | 30 |
|---|---|---|
| | R | 0 |
| | H | 4 |
| | RBI | 0 |
| | BB | 2 |
| | SO | 8 |
| | LOB | 12 |

| Inning Stats | 1 | 2 | 3 | 4 | 5 | 6 | 7 | 8 | 9 | | | |
|---|---|---|---|---|---|---|---|---|---|---|---|---|
| | R: 0<br>E: 0<br>K: 0<br>S: 8 | H: 0<br>LOB: 0<br>BB: 0<br>P: 10 | R: 0<br>E: 0<br>K: 2<br>S: 12 | H: 0<br>LOB: 0<br>BB: 0<br>P: 19 | R: 0<br>E: 0<br>K: 0<br>S: 8 | H: 1<br>LOB: 1<br>BB: 1<br>P: 15 | R: 0<br>E: 0<br>K: 0<br>S: 10 | H: 0<br>LOB: 0<br>BB: 0<br>P: 16 | R: 0<br>E: 0<br>K: 2<br>S: 9 | H: 0<br>LOB: 0<br>BB: 0<br>P: 13 | R: 0<br>E: 0<br>K: 1<br>S: 7 | H: 0<br>LOB: 0<br>BB: 0<br>P: 11 |
| | R: 0<br>E: 0<br>K: 1<br>S: 8 | H: 1<br>LOB: 2<br>BB: 1<br>P: 17 | R: 0<br>E: 0<br>K: 2<br>S: 16 | H: 1<br>LOB: 1<br>BB: 0<br>P: 20 | R: 0<br>E: 0<br>K: 0<br>S: 10 | H: 1<br>LOB: 1<br>BB: 0<br>P: 16 | 1B: 2<br>2B: 2<br>3B: 0<br>HR: 0 | SF: 0<br>SAC: 0<br>DP: 1<br>HBP: 0 | WP: 1<br>PB: 0<br>SB: 0<br>CS: 0 | PA: 32 | | |

| PITCHER | | IP | WLS | BF | H | R | ER | SO | BB | IBB | HBP | BLK | WP | HR | S | P | ERA | WHIP |
|---|---|---|---|---|---|---|---|---|---|---|---|---|---|---|---|---|---|---|
| 53 Alex Cobb, R<br>ERA: 3.01 | (1, 1) | 7.0 | W | 24 | 2 | 0 | 0 | 6 | 1 | 1 | 0 | 0 | 1 | 0 | 62 | 101 | 0.00 | 0.429 |
| 26 Brad Boxberger, R<br>ERA: 1.8 | (8, 1) | 1.0 | H | 4 | 1 | 0 | 0 | 2 | 0 | 0 | 0 | 0 | 0 | 0 | 16 | 20 | 0.00 | 1.000 |
| 57 Jake McGee, L<br>ERA: 1.37 | (9, 1) | 1.0 | S | 4 | 1 | 0 | 0 | 0 | 0 | 0 | 0 | 0 | 0 | 0 | 10 | 16 | 0.00 | 1.000 |

| PITCHER | IP | WLS | BF | H | R | ER | SO | BB | IBB | HBP | BLK | WP | HR | S | P | ERA | WHIP |
|---|---|---|---|---|---|---|---|---|---|---|---|---|---|---|---|---|---|

# Detroit Tigers @ Tampa Bay Rays

Tropicana Field, St. Petersburg, FL

Thu Aug 21 2014, 1:11 PM - 3:44 PM EDT

Att. 19,189 - Dome - 72 F

## BOTTOM

| Batter | 1 | 2 | 3 | 4 | 5 | 6 | 7 | 8 | 9 | AB | R | H | RBI | BB | SO | LOB |
|---|---|---|---|---|---|---|---|---|---|---|---|---|---|---|---|---|
| 8 Desmond Jennings, R (1, 8)<br>OBP: 0.317, SLG: 0.377 | B SI 91<br>S SI 92<br>S CH 84<br>X KC 78<br>1-2 ① P4 | | B CH 85<br>C CH 84<br>B KC 80<br>F FF 92<br>X CH 85<br>2-2 ② F8 | | | B FC 87<br>X FC 87<br>1-0 ② P4 | | | | 3 | 0 | 0 | 0 | 0 | 0 | 0 |
| 18 Ben Zobrist, S (1, 9)<br>(8, 7)<br>OBP: 0.365, SLG: 0.419 | X SI 92<br>0-0 E6 5 3B | | F SI 92<br>C FC 88<br>X SI 92<br>0-2 ③ P6 | | | B FC 87<br>F FF 93<br>F CH 85<br>X FC 88<br>1-2 ③ G4-3 | | | | 3 | 1 | 0 | 0 | 0 | 0 | 0 |
| 5 Brandon Guyer, R (1, 7)<br>OBP: 0.344, SLG: 0.374<br>39 Kevin Kiermaier, L (8, 9)<br>OBP: 0.316, SLG: 0.463 | 1 SAFE<br>S FF 92<br>1 SAFE<br>B SI 92<br>F CH 84<br>F SI 93<br>X FC 86<br>1-2 1-H 3B | | | B SI 92<br>F SI 92<br>S SI 93<br>B SI 93<br>F CH 85<br>X CH 86<br>2-2 ① G6-3 | | | S SI 92<br>C FC 86<br>B SI 93<br>F FC 86<br>F SI 93<br>B SI 94<br>X CH 85<br>2-2 ① P4 | | | 3<br>0 | 0<br>0 | 1<br>0 | 1<br>0 | 0<br>0 | 0<br>0 | 0<br>0 |
| 3 Evan Longoria, R (1, 5)<br>OBP: 0.323, SLG: 0.386 | B SI 93<br>C CH 85<br>F KC 79<br>S SI 94<br>1-3 ② K | | | C FC 86<br>F SI 93<br>F SI 94<br>F CH 86<br>B KC 80<br>C FC 88<br>1-3 ② K | | | X CH 85<br>0-0 ② L7 | | | 3 | 0 | 0 | 0 | 0 | 2 | 1 |
| 9 Wil Myers, R (1, 10)<br>OBP: 0.304, SLG: 0.343 | S CH 85<br>B SI 93<br>B CH 85<br>F CH 85<br>C SI 94<br>2-3 ③ K | | | B CH 85<br>B CH 84<br>C SI 93<br>F CH 84<br>C FF 95<br>2-3 ③ K | | | T SI 92<br>F SI 93<br>C FC 88<br>0-3 ③ K | | | 3 | 0 | 0 | 0 | 0 | 3 | 1 |
| 1 Sean Rodríguez, R (1, 3)<br>OBP: 0.266, SLG: 0.466 | | S SI 92<br>F SI 92<br>B CH 84<br>S KC 78<br>1-3 ① K | | | X CH 83<br>0-0 ① F9 | | | B SI 92<br>F SI 92<br>C FC 86<br>B SI 94<br>X FC 87<br>2-2 ① L8 | | 3 | 0 | 0 | 0 | 0 | 1 | 0 |
| 11 Yunel Escobar, R (1, 6)<br>OBP: 0.314, SLG: 0.318 | | B CH 84<br>X CH 84<br>1-0 ② F7 | | | C SI 91<br>F FF 94<br>F SI 94<br>X FC 88<br>0-2 ② F8 | | | S CH 83<br>C KC 79<br>F SI 92<br>S CH 85<br>0-3 ② K | | 3 | 0 | 0 | 0 | 0 | 1 | 0 |
| 59 Curt Casali, R (1, 2)<br>OBP: 0.246, SLG: 0.196 | | B SI 93<br>B FF 92<br>F SI 93<br>X CH 85<br>2-1 ③ G6-3 | | | F FF 94<br>B FC 88<br>X CH 84<br>1-1 ③ F8 | | | C CH 85<br>B KC 78<br>F SI 93<br>B SI 93<br>F FC 87<br>S CH 85<br>2-3 ③ K | | 3 | 0 | 0 | 0 | 0 | 1 | 0 |
| 11 Logan Forsythe, R (1, 4)<br>OBP: 0.297, SLG: 0.361 | | | B SI 92<br>X SI 91<br>1-0 ① F9 | | | C SI 92<br>C FC 88<br>B CH 85<br>C SI 92<br>1-3 ① K | | | | 2 | 0 | 0 | 0 | 0 | 1 | 0 |
| Inning Stats | R: 1 H: 1<br>E: 1 LOB: 1<br>K: 2 BB: 0<br>S: 14 P: 19 | R: 0 H: 0<br>E: 0 LOB: 0<br>K: 1 BB: 0<br>S: 6 P: 10 | R: 0 H: 0<br>E: 0 LOB: 0<br>K: 0 BB: 0<br>S: 7 P: 10 | R: 0 H: 0<br>E: 0 LOB: 0<br>K: 2 BB: 0<br>S: 12 P: 17 | R: 0 H: 0<br>E: 0 LOB: 0<br>K: 0 BB: 0<br>S: 7 P: 8 | R: 0 H: 0<br>E: 0 LOB: 0<br>K: 1 BB: 0<br>S: 7 P: 10 | R: 0 H: 0<br>E: 0 LOB: 0<br>K: 1 BB: 0<br>S: 9 P: 11 | R: 0 H: 0<br>E: 0 LOB: 0<br>K: 2 BB: 0<br>S: 11 P: 15 | | 1B: 0 SF: 0<br>2B: 0 SAC: 0<br>3B: 1 DP: 0<br>HR: 0 HBP: 0 | | | | | WP: 0 PA: 26<br>PB: 0<br>SB: 0<br>CS: 0 | |

livebaseballscorecards.com

| | AB | 26 |
|---|---|---|
| | R | 1 |
| | H | 1 |
| | RBI | 1 |
| | BB | 0 |
| | SO | 9 |
| | LOB | 2 |

| PITCHER | | IP | WLS | BF | H | R | ER | SO | BB | IBB | HBP | BLK | WP | HR | S | P | ERA | WHIP |
|---|---|---|---|---|---|---|---|---|---|---|---|---|---|---|---|---|---|---|
| 14 David Price, L<br>ERA: 3.0 | (1, 1) | 8.0 | L | 26 | 1 | 1 | 0 | 9 | 0 | 0 | 0 | 0 | 0 | 0 | 73 | 100 | 0.00 | 0.125 |

| PITCHER | IP | WLS | BF | H | R | ER | SO | BB | IBB | HBP | BLK | WP | HR | S | P | ERA | WHIP |
|---|---|---|---|---|---|---|---|---|---|---|---|---|---|---|---|---|---|

# TOP

# Tampa Bay Rays @ Toronto Blue Jays

Rogers Centre, Toronto, ON

Fri Aug 22 2014, 7:09 PM - 9:54 PM EDT

Att. 28,506 - Clear - 66 F

livebaseballscorecards.com

| Batter | 1 | 2 | 3 | 4 | 5 | 6 | 7 | 8 | 9 | AB | R | H | RBI | BB | SO | LOB |
|---|---|---|---|---|---|---|---|---|---|---|---|---|---|---|---|---|
| 8 Desmond Jennings, R (1, 8) OBP: 0.320, SLG: 0.377 | F8 | | G4-3 | 1B | | 1B | BB | | K | 5 | 1 | 2 | 1 | 1 | 1 | 0 |
| 18 Ben Zobrist, S (1, 4) OBP: 0.363, SLG: 0.415 | G1-3 | | K | G6-3 | | 1B | K | | G2-3 | 6 | 1 | 1 | 1 | 0 | 2 | 4 |
| 20 Matt Joyce, L (1, 7) OBP: 0.368, SLG: 0.421 | K | | BB | | 2B | FC4 | BB | | | 3 | 1 | 1 | 0 | 2 | 1 | 2 |
| 3 Evan Longoria, R (1, 5) OBP: 0.327, SLG: 0.397 | | HR | 1B | | BB | 2B | K | | | 4 | 1 | 3 | 3 | 1 | 1 | 3 |
| 21 James Loney, L (1, 3) OBP: 0.335, SLG: 0.377 | | F7 | F8 | | FC5-4 | G4-3 | | K | | 5 | 0 | 0 | 0 | 0 | 1 | 5 |
| 9 Wil Myers, R (1, 10) OBP: 0.311, SLG: 0.357 | | K | | BB | K | BB | | HR | | 3 | 2 | 1 | 1 | 2 | 2 | 1 |
| 11 Yunel Escobar, R (1, 6) OBP: 0.313, SLG: 0.316 | | 1B | | K | F9 | G4-6-3 | | L9 | | 5 | 0 | 1 | 0 | 0 | 1 | 5 |
| 59 Curt Casali, R (1, 2) OBP: 0.258, SLG: 0.214 | | 1B | | K | | 1B | P5 | G6-3 | | 5 | 1 | 2 | 0 | 0 | 1 | 1 |
| 39 Kevin Kiermaier, L (1, 9) OBP: 0.321, SLG: 0.474 | | G6-3 | | 2B | | 1B | | | G4-3 | 5 | 1 | 3 | 1 | 0 | 0 | 2 |

| | AB | 41 |
|---|---|---|
| | R | 8 |
| | H | 14 |
| | RBI | 7 |
| | BB | 6 |
| | SO | 10 |
| | LOB | 23 |

| Inning Stats | | | | | | | | | | | | | | | | | | |
|---|---|---|---|---|---|---|---|---|---|---|---|---|---|---|---|---|---|---|
| | R: 0 | H: 0 | R: 1 | H: 3 | R: 0 | H: 1 | R: 1 | H: 2 | R: 1 | H: 1 | R: 4 | H: 5 | R: 0 | H: 1 | R: 1 | H: 1 | R: 0 | H: 0 |
| | E: 0 | LOB: 0 | E: 0 | LOB: 2 | E: 0 | LOB: 2 | E: 0 | LOB: 2 | E: 1 | LOB: 1 | E: 0 | LOB: 2 | E: 0 | LOB: 3 | E: 0 | LOB: 0 | E: 0 | LOB: 0 |
| | K: 1 | BB: 0 | K: 1 | BB: 0 | K: 1 | BB: 1 | K: 2 | BB: 1 | K: 1 | BB: 1 | K: 0 | BB: 1 | K: 2 | BB: 2 | K: 1 | BB: 0 | K: 1 | BB: 0 |
| | S: 6 | P: 7 | S: 10 | P: 15 | S: 14 | P: 23 | S: 12 | P: 22 | S: 11 | P: 19 | S: 23 | P: 38 | S: 19 | P: 34 | S: 10 | P: 14 | S: 9 | P: 14 |

| | 1B: 8 | SF: 0 | WP: 1 | PA: 47 |
|---|---|---|---|---|
| | 2B: 4 | SAC: 0 | PB: 0 | |
| | 3B: 0 | DP: 1 | SB: 1 | |
| | HR: 2 | HBP: 0 | CS: 0 | |

| PITCHER | | IP | WLS | BF | H | R | ER | SO | BB | IBB | HBP | BLK | WP | HR | S | P | ERA | WHIP |
|---|---|---|---|---|---|---|---|---|---|---|---|---|---|---|---|---|---|---|
| 6 Marcus Stroman, R | (1, 1) | 5.0 | L | 28 | 10 | 6 | 5 | 6 | 3 | 0 | 0 | 0 | 1 | 1 | 63 | 102 | 9.00 | 2.600 |
| ERA: 4.11 | | | | | | | | | | | | | | | | | | |
| 62 Aaron Loup, L | (6, 1) | 1.0 | | 6 | 2 | 1 | 1 | 0 | 1 | 0 | 0 | 0 | 0 | 0 | 13 | 22 | 9.00 | 3.000 |
| ERA: 2.97 | | | | | | | | | | | | | | | | | | |
| 4 Kyle Drabek, R | (7, 1) | 1.0 | | 6 | 1 | 0 | 0 | 2 | 2 | 0 | 0 | 0 | 0 | 0 | 19 | 34 | 0.00 | 3.000 |
| ERA: | | | | | | | | | | | | | | | | | | |
| 58 Todd Redmond, R | (8, 1) | 1.0 | | 4 | 1 | 1 | 1 | 1 | 0 | 0 | 0 | 0 | 0 | 1 | 10 | 14 | 9.00 | 1.000 |
| ERA: 2.94 | | | | | | | | | | | | | | | | | | |
| 27 Brett Cecil, L | (9, 1) | 1.0 | | 3 | 0 | 0 | 0 | 1 | 0 | 0 | 0 | 0 | 0 | 0 | 9 | 14 | 0.00 | 0.000 |
| ERA: 3.51 | | | | | | | | | | | | | | | | | | |

| PITCHER | IP | WLS | BF | H | R | ER | SO | BB | IBB | HBP | BLK | WP | HR | S | P | ERA | WHIP |
|---|---|---|---|---|---|---|---|---|---|---|---|---|---|---|---|---|---|

# Tampa Bay Rays @ Toronto Blue Jays

Rogers Centre, Toronto, ON

Fri Aug 22 2014, 7:09 PM - 9:54 PM EDT

Att. 28,506 - Clear - 66 F

livebaseballscorecards.com

## BOTTOM

| Batter | 1 | 2 | 3 | 4 | 5 | 6 | 7 | 8 | 9 | AB | R | H | RBI | BB | SO | LOB |
|---|---|---|---|---|---|---|---|---|---|---|---|---|---|---|---|---|
| 7 José Reyes, S (1, 6)<br>OBP: 0.339, SLG: 0.415 | C SI 87<br>S CH 78<br>X SI 91<br>0-2<br>53<br>G4-3<br>1B | | B CH 80<br>X SI 91<br>1-0 ③<br>P4 | | | C FC 85<br>X SI 92<br>0-1 ③<br>G6-3 | | | X FC 86<br>0-0 ③<br>G4-3 | 4 | 0 | 1 | 0 | 0 | 0 | 1 |
| 53 Melky Cabrera, S (1, 7)<br>OBP: 0.365, SLG: 0.474 | 1 SAFE<br>C SI 89<br>C KC 75<br>1 SAFE<br>1 SAFE<br>X CH 80<br>0-2 ① ②<br>G4-3<br>1-2f | | | C KC 74<br>F SI 90<br>B SI 92<br>B FC 87<br>F SI 92<br>F KC 77<br>X FC 86<br>2-2 ①<br>G6-3 | | | C SI 86<br>B FC 82<br>B SI 88<br>X SI 89<br>2-1 ①<br>P6 | | | 3 | 0 | 0 | 0 | 0 | 0 | 1 |
| 19 José Bautista, R (1, 9)<br>OBP: 0.404, SLG: 0.508 | B KC 76<br>C SI 90<br>S KC 77<br>B CH 80<br>X FC 86<br>2-2 ③<br>G6-3 | | | C KC 75<br>S FC 81<br>B SI 92<br>X FC 88<br>1-2 ②<br>G6-3 | | | B FC 84<br>C SI 89<br>S FC 84<br>B SI 92<br>X KC 77<br>2-2 ②<br>F7 | | | 3 | 0 | 0 | 0 | 0 | 0 | 0 |
| 10 Edwin Encarnación, R (1, 3)<br>OBP: 0.360, SLG: 0.573 | | C SI 88<br>C KC 74<br>X SI 91<br>0-2 ①<br>F8 | | C SI 92<br>F SI 92<br>S KC 79<br>0-3 ③<br>K | | | F CH 79<br>B CH 78<br>F FC 84<br>F FC 86<br>B SI 93<br>B FC 86<br>X FC 86<br>3-2 ③<br>F8 | | | 3 | 0 | 0 | 0 | 0 | 1 | 0 |
| 15 Danny Valencia, R (1, 5)<br>OBP: 0.331, SLG: 0.386 | | B SI 89<br>B CH 81<br>C SI 90<br>X FC 82<br>2-1 ②<br>L6 | | | C KC 75<br>X SI 90<br>0-1 ①<br>L9 | | | F FC 83<br>B SI 91<br>S SI 89<br>S KC 77<br>1-3 ①<br>K | | 3 | 0 | 0 | 0 | 0 | 1 | 0 |
| 30 Dioner Navarro, S (1, 2)<br>OBP: 0.312, SLG: 0.380<br>22 Josh Thole, L (9, 2)<br>OBP: 0.347, SLG: 0.306 | | B SI 90<br>C SI 90<br>C FC 87<br>X KC 78<br>1-2 ③<br>G1-3 | | | B CH 80<br>B SI 91<br>X SI 90<br>2-0 ②<br>P6 | | | C FC 86<br>X FC 85<br>0-1 ②<br>G4-3 | | 3<br>0 | 0<br>0 | 0<br>0 | 0<br>0 | 0<br>0 | 0<br>0 | 0<br>0 |
| 28 Colby Rasmus, L (1, 8)<br>OBP: 0.286, SLG: 0.441 | | | C SI 90<br>F SI 90<br>B KC 78<br>X KC 77<br>1-2 ①<br>P | | X FC 85<br>0-0 ③<br>G4-3 | | | C SI 92<br>B KC 78<br>X FC 86<br>1-1 ③<br>F9 | | 3 | 0 | 0 | 0 | 0 | 0 | 0 |
| 14 Nolan Reimold, R (1, 10)<br>OBP: 0.293, SLG: 0.420 | | | F SI 90<br>F FC 86<br>B FC 85<br>S KC 78<br>1-3 ②<br>K | | | F SI 87<br>B SI 89<br>S FC 83<br>F SI 92<br>S FC 86<br>1-3 ①<br>K | | | B SI 88<br>C SI 90<br>X CH 79<br>1-1 ①<br>G6-3 | 3 | 0 | 0 | 0 | 0 | 2 | 0 |
| 18 Steve Tolleson, R (1, 4)<br>OBP: 0.294, SLG: 0.359 | | | S CH 82<br>F SI 92<br>B KC 79<br>X KC 78<br>1-2<br>1B | | | S CH 79<br>B SI 92<br>B FC 84<br>S SI 90<br>F CH 79<br>F KC 78<br>X FC 86<br>2-2 ②<br>F8 | | | B FC 85<br>C SI 90<br>B FC 84<br>F SI 91<br>B FC 85<br>X SI 91<br>3-2 ②<br>P3 | 3 | 0 | 1 | 0 | 0 | 0 | 0 |
| Inning Stats | R: 0<br>E: 0<br>K: 0<br>S: 9<br>H: 1<br>LOB: 0<br>BB: 0<br>P: 11 | R: 0<br>E: 0<br>K: 0<br>S: 8<br>H: 0<br>LOB: 0<br>BB: 0<br>P: 11 | R: 0<br>E: 0<br>K: 1<br>S: 10<br>H: 1<br>LOB: 1<br>BB: 0<br>P: 14 | R: 0<br>E: 0<br>K: 1<br>S: 11<br>H: 0<br>LOB: 0<br>BB: 0<br>P: 14 | R: 0<br>E: 0<br>K: 0<br>S: 4<br>H: 0<br>LOB: 0<br>BB: 0<br>P: 6 | R: 0<br>E: 0<br>K: 1<br>S: 11<br>H: 0<br>LOB: 0<br>BB: 0<br>P: 14 | R: 0<br>E: 0<br>K: 0<br>S: 9<br>H: 0<br>LOB: 0<br>BB: 0<br>P: 16 | R: 0<br>E: 0<br>K: 1<br>S: 7<br>H: 0<br>LOB: 0<br>BB: 0<br>P: 9 | R: 0<br>E: 0<br>K: 0<br>S: 6<br>H: 0<br>LOB: 0<br>BB: 0<br>P: 10 | 1B: 2<br>2B: 0<br>3B: 0<br>HR: 0<br>SF: 0<br>SAC: 0<br>DP: 1<br>HBP: 0 | | | | | | |

| PITCHER | IP | WLS | BF | H | R | ER | SO | BB | IBB | HBP | BLK | WP | HR | S | P | ERA | WHIP |
|---|---|---|---|---|---|---|---|---|---|---|---|---|---|---|---|---|---|
| 33 Drew Smyly, L (1, 1)<br>ERA: 3.42 | 9.0 | W | 28 | 2 | 0 | 0 | 4 | 0 | 0 | 0 | 0 | 0 | 0 | 75 | 105 | 0.00 | 0.222 |

| PITCHER | IP | WLS | BF | H | R | ER | SO | BB | IBB | HBP | BLK | WP | HR | S | P | ERA | WHIP |
|---|---|---|---|---|---|---|---|---|---|---|---|---|---|---|---|---|---|

| | |
|---|---|
| AB | 28 |
| R | 0 |
| H | 2 |
| RBI | 0 |
| BB | 0 |
| SO | 4 |
| LOB | 2 |

PA: 28

WP: 0
PB: 0
SB: 0
CS: 0

| Batter | 1 | 2 | 3 | 4 | 5 | 6 | 7 | 8 | 9 | 10 | AB | R | H | RBI | BB | SO | LOB |
|---|---|---|---|---|---|---|---|---|---|---|---|---|---|---|---|---|---|
| 8 Desmond Jennings, R (1, 8)<br>OBP: 0.318, SLG: 0.375<br>59 Curt Casali, R (9, 2)<br>OBP: 0.258, SLG: 0.214 | C FF 86<br>B SI 86<br>S CU 74<br>B FF 86<br>X CH 81<br>2-2<br>G6-3 ① | | B CH 81<br>1 SAFE<br>D FF 84<br>B FF 86<br>C FF 85<br>F FF 86<br>F FF 87<br>X SI 87<br>3-2<br>5 E 18 1B<br>1-3<br>1B | | X SI 86<br>0-0<br>G4-3 ③ | | X SI 97<br>0-0<br>G4-3 ② | | B SL 84<br>C SL 84<br>S CU 74<br>B CU 74<br>X FF 89<br>2-2<br>G6-3 ③ | | 5 0 1 0 0 0 3<br>0 0 0 0 0 0 0 | | | | | |
| 18 Ben Zobrist, S (1, 9)<br>OBP: 0.363, SLG: 0.415 | C FC 82<br>B FC 83<br>B CH 80<br>X CH 81<br>2-1<br>G6-3 ② | | C FF 84<br>B SI 86<br>X FC 83<br>1-1<br>5 E<br>1-2<br>3-H<br>1B | | | C FF 85<br>X SI 85<br>0-1<br>G4-3 ① | B SI 98<br>S SI 99<br>C FF 98<br>B SI 99<br>F FF 98<br>C SI 99<br>2-3<br>K ③ | | | B SI 95<br>B CH 89<br>B FF 95<br>C FF 94<br>X FF 93<br>3-1<br>11 BB<br>1B | 5 0 2 1 0 1 2 | | | | | | |
| 5 Brandon Guyer, R (1, 7)<br>OBP: 0.340, SLG: 0.368<br>20 Matt Joyce, L (8, PH)<br>OBP: 0.366, SLG: 0.419 (8, 7) | B FF 86<br>C FF 87<br>S FC 83<br>F CU 72<br>X CH 81<br>1-2<br>G6-3 ③ | | B CH 80<br>B CH 80<br>X FC 83<br>2-0<br>E5 3 FC5-4<br>1-2<br>2-3 | | | X CH 79<br>0-0<br>G6-3 ② | | B SI 98<br>B SI 98<br>X FF 98<br>2-0<br>F8 ① | | X SI 95<br>0-0<br>P6 ① | 3 0 0 0 0 0 2<br>2 0 0 0 0 0 1 | | | | | | |
| 3 Evan Longoria, R (1, 5)<br>OBP: 0.324, SLG: 0.393 | | C SI 84<br>F SI 86<br>B CU 74<br>X CH 80<br>1-2<br>G5-3 ① | X CH 80<br>0-0<br>FC5-4 ③<br>1-2f | | | B FF 85<br>C FF 85<br>X SI 85<br>1-1<br>L9 ③ | | C FF 99<br>F SI 98<br>B CU 84<br>B CU 82<br>B SI 99<br>S SI 99<br>3-3<br>K ② | | B FF 96<br>1 SAFE<br>X FF 95<br>1-0<br>F8 ② | 5 0 0 0 0 1 4 | | | | | | |
| 11 Logan Forsythe, R (1, 4)<br>OBP: 0.299, SLG: 0.359 | | B FF 87<br>X CH 79<br>1-0<br>F9 ② | | C FF 84<br>B CU 72<br>X CU 72<br>1-1<br>G5-3 ① | | | B CH 80<br>X CH 80<br>1-0<br>9 FC5-4 1B | B SI 99<br>X SI 98<br>1-0<br>F8 ③ | | B FF 97<br>B FF 96<br>F FF 95<br>B FF 96<br>F FF 97<br>D SL 88<br>4-2<br>1-2<br>BB | 4 0 1 0 1 0 0 | | | | | | |
| 9 Wil Myers, R (1, 10)<br>OBP: 0.313, SLG: 0.355 | | B FC 83<br>B FF 88<br>S CH 81<br>S FF 84<br>B CH 81<br>C SI 87<br>3-3<br>K ③ | | X CH 79<br>0-0<br>11 54 08 1B | | | B SI 86<br>X CH 81<br>1-0<br>FC5-4 11 BB<br>1-2f<br>28 1B | | F SL 84<br>B CU 75<br>B FF 89<br>C FF 89<br>B CU 76<br>B CU 74<br>4-2<br>39 1B<br>21 1B<br>BB | B SL 87<br>B SI 97<br>X FF 96<br>2-0<br>F9 ③ | 4 2 1 0 1 1 3 | | | | | | |
| 11 Yunel Escobar, R (1, 6)<br>OBP: 0.315, SLG: 0.316 | | | S SI 85<br>B FF 83<br>F FC 82<br>X CH 80<br>1-2<br>28 G5-4-3<br>1B | 1 SAFE<br>C CU 72<br>S FC 81<br>C SI 85<br>0-3<br>K ② ③<br>1-2 | | | B SI 86<br>B SI 86<br>1 SAFE<br>B CH 81<br>B SI 86<br>4-0<br>28 1B<br>1 2B<br>1-2<br>BB | | B FC 89<br>X FC 88<br>1-0<br>F8 ① | | 3 1 1 0 1 1 2 | | | | | | | |
| 28 José Molina, R (1, 2)<br>OBP: 0.243, SLG: 0.198<br>39 Kevin Kiermaier, L (9, PH)<br>OBP: 0.323, SLG: 0.476 (9, 8) | | | B SI 85<br>X SI 85<br>1-0<br>G5-4-3 ① ②<br>1-2f | | B SI 83<br>B SI 84<br>X FF 85<br>2-0<br>L4 ① | | B SI 86<br>F CH 81<br>X SI 86<br>1-1<br>1 2B<br>1-2<br>2-H<br>1B | | 1 SAFE<br>F FF 88<br>D CU 74<br>X FF 89<br>1-1<br>21 1B<br>1-2<br>1B | | 3 0 1 1 0 0 1<br>1 0 1 0 0 0 0 | | | | | | |
| 1 Sean Rodríguez, R (1, 3)<br>OBP: 0.271, SLG: 0.474<br>21 James Loney, L (9, PH)<br>OBP: 0.336, SLG: 0.378 (9, 3) | | | S CU 72<br>B CU 72<br>X FC 82<br>1-1<br>8 1B<br>18 1B<br>1B | | S CH 79<br>B CU 71<br>S CH 79<br>F CH 81<br>B SI 86<br>X CH 81<br>2-2<br>G6-3 ② | | C CU 74<br>B FF 83<br>X CH 80<br>1-1<br>1-3<br>2-H<br>2B | | D FC 89<br>F FF 90<br>D CU 74<br>C FF 90<br>X FC 88<br>2-2<br>1-3<br>2-H<br>1B | | 3 1 2 1 0 0 0<br>1 0 1 1 0 0 0 | | | | | | | |
| Inning Stats | R: 0 H: 0<br>E: 0 LOB: 0<br>K: 0 BB: 0<br>S: 9 P: 14 | R: 0 H: 0<br>E: 0 LOB: 0<br>K: 1 BB: 0<br>S: 7 P: 12 | R: 1 H: 4<br>E: 1 LOB: 3<br>K: 0 BB: 0<br>S: 14 P: 23 | R: 0 H: 1<br>E: 0 LOB: 0<br>K: 1 BB: 0<br>S: 6 P: 7 | R: 0 H: 0<br>E: 0 LOB: 0<br>K: 0 BB: 0<br>S: 6 P: 10 | R: 0 H: 0<br>E: 0 LOB: 0<br>K: 0 BB: 0<br>S: 5 P: 6 | R: 2 H: 3<br>E: 0 LOB: 2<br>K: 1 BB: 1<br>S: 11 P: 21 | R: 0 H: 0<br>E: 0 LOB: 0<br>K: 1 BB: 0<br>S: 5 P: 11 | R: 1 H: 2<br>E: 0 LOB: 1<br>K: 0 BB: 1<br>S: 11 P: 21 | R: 0 H: 1<br>E: 0 LOB: 2<br>K: 0 BB: 1<br>S: 7 P: 17 | 1B: 10 SF: 0<br>2B: 1 SAC: 0<br>3B: 0 DP: 1<br>HR: 0 HBP: 0 | | | | | | |

| PITCHER | IP | WLS | BF | H | R | ER | SO | BB | IBB | HBP | BLK | WP | HR | S | P | ERA | WHIP |
|---|---|---|---|---|---|---|---|---|---|---|---|---|---|---|---|---|---|
| 56 Mark Buehrle, L (1, 1)<br>ERA: 3.41 | 6.1 | | 27 | 8 | 3 | 3 | 2 | 1 | 0 | 0 | 0 | 0 | 0 | 53 | 86 | 4.26 | 1.421 |
| 41 Aaron Sanchez, R (7, 1)<br>ERA: 1.5 | 1.2 | | 5 | 0 | 0 | 0 | 2 | 0 | 0 | 0 | 0 | 0 | 0 | 10 | 18 | 0.00 | 0.000 |
| 44 Casey Janssen, R (9, 1)<br>ERA: 3.31 | 1.0 | B | 5 | 2 | 1 | 1 | 0 | 1 | 0 | 0 | 0 | 0 | 0 | 11 | 21 | 9.00 | 3.000 |
| 29 Dustin McGowan, R (10, 1)<br>ERA: 4.03 | 1.0 | W | 5 | 1 | 0 | 0 | 0 | 1 | 0 | 0 | 0 | 0 | 0 | 7 | 17 | 0.00 | 2.000 |

| PITCHER | IP | WLS | BF | H | R | ER | SO | BB | IBB | HBP | BLK | WP | HR | S | P | ERA | WHIP |
|---|---|---|---|---|---|---|---|---|---|---|---|---|---|---|---|---|---|

# TOP

## Tampa Bay Rays @ Toronto Blue Jays

Rogers Centre, Toronto, ON

Sat Aug 23 2014, 1:08 PM - 4:27 PM EDT

Att. 37,451 - Overcast - 68 F

livebaseballscorecards.com

| | |
|---|---|
| AB | 39 |
| R | 4 |
| H | 11 |
| RBI | 4 |
| BB | 3 |
| SO | 4 |
| LOB | 18 |

1B: 10 SF: 0
2B: 1 SAC: 0
3B: 0 DP: 1
HR: 0 HBP: 0

WP: 0 PA: 42
PB: 0
SB: 0
CS: 0

| Batter | 1 | 2 | 3 | 4 | 5 | 6 | 7 | 8 | 9 | 10 | AB | R | H | RBI | BB | SO | LOB |
|---|---|---|---|---|---|---|---|---|---|---|---|---|---|---|---|---|---|
| 7 José Reyes, S (1, 6)<br>OBP: 0.340, SLG: 0.417 | C FF 90<br>B FF 91<br>F FF 91<br>F FF 91<br>B FF 93<br>F FF 92<br>B FF 92<br>F SI 91<br>F FF 91<br>3-3<br>C CH 82<br>① | | F FF 90<br>B FF 92<br>B CH 82<br>X FF 92<br>2-1<br>53<br>2B<br>1-H<br>2B | | | C CH 80<br>B FF 90<br>C SI 92<br>S CU 79<br>1-3<br>① | | B FF 90<br>X SL 86<br>1-0<br>G6-3<br>① | | X FF 87<br>0-0<br>2-H<br>1B | 5 | 1 | 2 | 2 | 0 | 2 | 0 |
| 53 Melky Cabrera, S (1, 7)<br>OBP: 0.366, SLG: 0.476 | B FF 92<br>B CH 81<br>C SI 90<br>S SI 92<br>S CH 82<br>2-3<br>② | | D CH 81<br>X CH 80<br>1-0<br>2-H<br>2B | | | X CU 74<br>0-0<br>② | | C SL 86<br>F CU 80<br>B FF 93<br>F CU 81<br>X SL 83<br>1-2<br>19<br>G4-6-3<br>1B | | | 4 | 0 | 2 | 1 | 0 | 1 | 0 |
| 19 José Bautista, R (1, 9)<br>OBP: 0.401, SLG: 0.503 | F FF 91<br>B FF 92<br>C CU 78<br>B CH 84<br>S CH 82<br>2-3<br>③ | | C FF 91<br>S CU 77<br>F CU 79<br>S CH 81<br>0-3<br>③ | | | X SI 89<br>0-0<br>③ | | 1 SAFE<br>F SL 87<br>F FF 93<br>X FF 92<br>0-2<br>②<br>③<br>1-2f | | | 4 | 0 | 0 | 0 | 0 | 2 | 2 |
| 26 Adam Lind, L (1, 3)<br>OBP: 0.382, SLG: 0.469 | | C FF 91<br>B CU 75<br>F CU 74<br>F CH 80<br>X FF 92<br>1-2<br>30<br>G5-6-3<br>1B | | C CU 72<br>B CU 77<br>X CH 80<br>1-1<br>① | | | C FF 90<br>B SI 92<br>F CU 76<br>X CU 73<br>1-2<br>① | | C CU 78<br>C FF 90<br>F FS 84<br>X FS 82<br>0-2<br>① | | 4 | 0 | 1 | 0 | 0 | 0 | 0 |
| 10 Edwin Encarnación, R (1, 10)<br>OBP: 0.359, SLG: 0.572 | | B SI 91<br>F SI 90<br>C SI 92<br>F CH 82<br>F FF 91<br>B SI 90<br>B CH 80<br>X CH 79<br>3-2<br>①<br>F7 | | B CH 80<br>C CU 76<br>B SI 92<br>X CU 75<br>2-1<br>②<br>G5-3 | | | X CH 78<br>0-0<br>30<br>HR<br>2B | | F FF 91<br>B FF 91<br>B FS 83<br>X FS 82<br>2-1<br>②<br>G5-3 | | 4 | 1 | 1 | 0 | 0 | 0 | 1 |
| 30 Dioner Navarro, S (1, 2)<br>OBP: 0.311, SLG: 0.386 | | B CU 75<br>D CH 80<br>C FF 90<br>X FF 90<br>2-1<br>②<br>③<br>G5-6-3<br>1-2f | | S CH 79<br>S CH 80<br>B FF 91<br>S CU 79<br>1-3<br>③ | | | C FF 93<br>C FF 94<br>F FF 95<br>F FF 94<br>B FF 96<br>B CH 81<br>F CH 80<br>X FF 94<br>2-2<br>2-H<br>HR | | B FS 81<br>B FS 81<br>C FF 89<br>C CU 79<br>S FF 90<br>2-3<br>③ | | 4 | 1 | 1 | 2 | 0 | 2 | 1 |
| 28 Colby Rasmus, L (1, 8)<br>OBP: 0.288, SLG: 0.445 | | | B FF 91<br>F CH 81<br>C FF 91<br>S CU 78<br>1-3<br>① | C CU 72<br>S FF 91<br>B SI 91<br>X CU 78<br>1-2<br>G4-3<br>① | | | C FF 94<br>F CH 78<br>B FF 94<br>B FF 93<br>F CH 80<br>F FF 93<br>X SL 83<br>2-2<br>2B | | S FF 89<br>B FS 83<br>B FS 79<br>F CU 78<br>X FF 90<br>2-2<br>66<br>S<br>7<br>1B<br>1B | | 4 | 1 | 2 | 0 | 0 | 1 | 0 |
| 15 Danny Valencia, R (1, 5)<br>OBP: 0.330, SLG: 0.379 | | | S CH 80<br>S CH 82<br>B FF 93<br>B CH 81<br>F CH 80<br>B CU 78<br>B FF 91<br>4-2<br>7<br>WP<br>7<br>2B<br>BB | C FF 90<br>B FF 91<br>X CH 81<br>1-1<br>②<br>F7 | | | C FF 90<br>B SL 86<br>X FF 92<br>1-1<br>②<br>G6-3 | | 1 SAFE<br>L CU 77<br>1 SAFE<br>1 SAFE<br>L FS 81<br>F FF 90<br>B FS 82<br>B FS 81<br>S FS 81<br>2-3<br>①<br>K | | 3 | 1 | 0 | 0 | 1 | 1 | 2 |
| 66 Munenori Kawasaki, L (1, 4)<br>OBP: 0.318, SLG: 0.306 | | | D FF 91<br>F SI 90<br>C FF 91<br>C FF 91<br>1-3<br>② | C FF 90<br>C CU 78<br>B FF 92<br>F CU 78<br>X CH 78<br>1-2<br>③<br>P5 | | | F FF 93<br>B FF 92<br>C SL 86<br>B FF 92<br>B FF 93<br>X FF 92<br>3-2<br>③<br>G6-3 | | | B FF 89<br>B FF 88<br>C FF 88<br>B FF 90<br>C FF 89<br>S FS 81<br>3-3<br>②<br>K<br>1-2 | 4 | 0 | 0 | 0 | 0 | 2 | 3 |
| Inning Stats | R: 0<br>E: 0<br>K: 3<br>S: 13<br>H: 0<br>LOB: 0<br>BB: 0<br>P: 20 | R: 0<br>E: 0<br>K: 0<br>S: 11<br>H: 1<br>LOB: 0<br>BB: 0<br>P: 17 | R: 2<br>E: 0<br>K: 3<br>S: 16<br>H: 2<br>LOB: 1<br>BB: 1<br>P: 25 | R: 0<br>E: 0<br>K: 1<br>S: 7<br>H: 0<br>LOB: 0<br>BB: 0<br>P: 11 | R: 0<br>E: 0<br>K: 0<br>S: 9<br>H: 0<br>LOB: 0<br>BB: 0<br>P: 12 | R: 0<br>E: 0<br>K: 1<br>S: 5<br>H: 0<br>LOB: 0<br>BB: 0<br>P: 6 | R: 2<br>E: 0<br>K: 0<br>S: 20<br>H: 3<br>LOB: 1<br>BB: 1<br>P: 29 | R: 0<br>E: 0<br>K: 0<br>S: 8<br>H: 1<br>LOB: 0<br>BB: 0<br>P: 10 | R: 0<br>E: 0<br>K: 1<br>S: 9<br>H: 0<br>LOB: 0<br>BB: 0<br>P: 13 | R: 1<br>E: 0<br>K: 2<br>S: 11<br>H: 2<br>LOB: 1<br>BB: 0<br>P: 18 | 1B: 4<br>2B: 4<br>3B: 0<br>HR: 1 | SF: 0<br>SAC: 0<br>DP: 2<br>HBP: 0 | WP: 1<br>PB: 0<br>SB: 1<br>CS: 0 | PA: 37 | | | |

| PITCHER | | IP | WLS | BF | H | R | ER | SO | BB | IBB | HBP | BLK | WP | HR | S | P | ERA | WHIP |
|---|---|---|---|---|---|---|---|---|---|---|---|---|---|---|---|---|---|---|
| 58 Jeremy Hellickson, R<br>ERA: 2.61 | (1, 1) | 6.1 | | 22 | 3 | 2 | 2 | 8 | 1 | 0 | 0 | 0 | 1 | 0 | 64 | 95 | 2.84 | 0.632 |
| 26 Brad Boxberger, R<br>ERA: 2.13 | (7, 1) | 0.0 | B | 3 | 3 | 2 | 2 | 0 | 0 | 0 | 0 | 0 | 0 | 1 | 12 | 16 | ∞ | ∞ |
| 50 Grant Balfour, R<br>ERA: 5.29 | (7, 1) | 1.2 | | 5 | 1 | 0 | 0 | 0 | 0 | 0 | 0 | 0 | 0 | 0 | 13 | 19 | 0.00 | 0.600 |
| 62 Joel Peralta, R<br>ERA: 4.01 | (9, 1) | 1.2 | L | 6 | 1 | 1 | 1 | 3 | 0 | 0 | 0 | 0 | 0 | 0 | 19 | 30 | 5.40 | 0.600 |
| 38 Jeff Beliveau, L<br>ERA: 2.03 | (10, 1) | 0.0 | | 1 | 1 | 0 | 0 | 0 | 0 | 0 | 0 | 0 | 0 | 0 | 1 | 1 | ∞ | ∞ |

| PITCHER | IP | WLS | BF | H | R | ER | SO | BB | IBB | HBP | BLK | WP | HR | S | P | ERA | WHIP |
|---|---|---|---|---|---|---|---|---|---|---|---|---|---|---|---|---|---|

# BOTTOM

# Tampa Bay Rays @ Toronto Blue Jays

Rogers Centre, Toronto, ON

Sat Aug 23 2014, 1:08 PM - 4:27 PM EDT

Att. 37,451 - Overcast - 68 F

livebaseballscorecards.com

| | |
|---|---|
| AB | 36 |
| R | 5 |
| H | 9 |
| RBI | 5 |
| BB | 1 |
| SO | 11 |
| LOB | 9 |

| Batter | 1 | 2 | 3 | 4 | 5 | 6 | 7 | 8 | 9 | 10 | AB | R | H | RBI | BB | SO | LOB |
|---|---|---|---|---|---|---|---|---|---|---|---|---|---|---|---|---|---|
| 8 Desmond Jennings, R (1, 8)<br>OBP: 0.317, SLG: 0.373 | C FF 90<br>X SL 82<br>0-1 ①<br>F9 | C SL 84<br>S FF 94<br>S FF 94<br>0-3 ③<br>K | | | F SL 86<br>X SL 83<br>0-1<br>20 FC4-6<br>18 BB<br>1B | | B SI 92<br>C SI 92<br>B SI 92<br>B SI 91<br>S SI 92<br>X SI 93<br>3-2 ②<br>G6-3 | | S CU 86<br>S CU 87<br>B CU 88<br>F FF 95<br>D CU 87<br>S CU 86<br>2-3 ③<br>K | | 5 | 0 | 1 | 0 | 0 | 2 | 3 |
| 18 Ben Zobrist, S (1, 4) (8, 7) (9, 9)<br>OBP: 0.365, SLG: 0.417 | X FF 91<br>0-0<br>20 WP<br>3 FC6-4<br>2B | | B SI 92<br>B CH 87<br>B CH 87<br>C FF 93<br>X FF 94<br>3-1 ①<br>P5 | | 1 SAFE<br>B FF 92<br>B FF 91<br>F FF 92<br>B FF 92<br>B CH 86<br>4-1<br>20 FC4-6<br>1-2<br>BB | | B SI 92<br>B CH 81<br>S SI 92<br>X SI 91<br>2-1 ③<br>G5-3 | | | B CH 85<br>B FF 95<br>C FF 94<br>B CH 87<br>F FF 94<br>F FF 92<br>B SL 86<br>4-2<br>11 E<br>3 1B<br>BB | 3 | 2 | 1 | 0 | 2 | 0 | 0 |
| 20 Matt Joyce, L (1, 7)<br>OBP: 0.368, SLG: 0.419<br>11 Logan Forsythe, R (8, PH) (8, 4)<br>OBP: 0.296, SLG: 0.356 | B FF 92<br>D CH 86<br>B FF 93<br>S FF 91<br>S CH 86<br>F SL 84<br>B FF 94<br>4-2<br>3 FC6-4<br>2-3<br>BB | | C SL 83<br>X CH 87<br>0-1<br>3 F8<br>1B | | S CH 86<br>B FF 92<br>B FF 93<br>F FF 93<br>D SL 86<br>F FF 93<br>X CH 87<br>3-2 ②<br>FC4-6<br>1-2f<br>2-3 | | | X FF 94<br>0-0 ①<br>F8 | | L FF 93<br>S FF 93<br>B SL 85<br>1 SAFE<br>F SL 84<br>B FF 94<br>X FF 94<br>2-2<br>E9<br>3 1B<br>1-3 | 2<br>2 | 0<br>0 | 1<br>0 | 0<br>0 | 1<br>0 | 0<br>0 | 2<br>1 |
| 3 Evan Longoria, R (1, 5)<br>OBP: 0.323, SLG: 0.391 | S SL 83<br>X SL 84<br>0-1 ②<br>FC6-4<br>21 1B<br>1-2f<br>3-H | | C FF 93<br>D SL 86<br>X SL 83<br>1-1 ②<br>F8<br>1-2 | | C FF 94<br>S FF 92<br>S FF 94<br>0-3 ③<br>K | | | B SL 88<br>F FF 97<br>B SL 88<br>S FF 96<br>S FF 92<br>2-3 ②<br>K | | B SL 83<br>F SL 85<br>C FF 95<br>X FF 93<br>1-2 ①<br>9 S<br>2-H<br>3-H<br>1B | 5 | 0 | 1 | 2 | 0 | 2 | 4 |
| 21 James Loney, L (1, 3)<br>OBP: 0.335, SLG: 0.376 | X FF 90<br>0-0<br>1-2<br>1B | | B CH 85<br>X CH 87<br>1-0 ③<br>G4-3 | | | F FF 92<br>F FF 93<br>S SL 85<br>0-3 ①<br>K | | S CH 90<br>F SI 98<br>F FF 94<br>F CH 91<br>B SI 92<br>B CH 91<br>F FF 96<br>S CH 89<br>2-3 ③<br>K | | B CH 85<br>B CH 85<br>C FF 91<br>C FF 93<br>F SL 86<br>S SL 83<br>2-3 ②<br>K | 5 | 0 | 1 | 0 | 0 | 3 | 2 |
| 9 Wil Myers, R (1, 10)<br>OBP: 0.310, SLG: 0.352 | S SI 93<br>F SL 87<br>F SL 85<br>B FF 94<br>F FF 93<br>B SL 84<br>C SL 86<br>2-3 ③<br>K | | | F SL 84<br>F FF 92<br>B FF 94<br>X SL 85<br>1-2 ①<br>G5-3 | | F SL 84<br>C SL 85<br>F SL 83<br>B FF 95<br>B CH 86<br>F FF 94<br>F SL 84<br>3-3 ②<br>C FF 84<br>K | | | F FF 90<br>B SL 84<br>F FC 89<br>B FF 91<br>B CU 76<br>X FC 89<br>3-2 ②<br>59 SH3-4<br>11 1B<br>1B | F FF 93<br>C SL 85<br>B SL 84<br>S SL 85<br>1-3 ③<br>K<br>2-3 | 5 | 0 | 1 | 0 | 0 | 3 | 3 |
| 11 Yunel Escobar, R (1, 6)<br>OBP: 0.317, SLG: 0.318 | | X FF 91<br>0-0 ①<br>F7 | | B SL 86<br>C SL 86<br>X SL 84<br>1-1 ②<br>G5-3 | | C FF 93<br>B SL 83<br>F SL 85<br>B FF 94<br>F FF 94<br>X SL 86<br>2-2<br>1B | | | B FC 88<br>X FF 90<br>1-0<br>59 SH3-4<br>1-2<br>1B | | 4 | 0 | 2 | 0 | 0 | 0 | 0 |
| 59 Curt Casali, R (1, 2)<br>OBP: 0.246, SLG: 0.203 | | C FF 93<br>B FF 93<br>B SL 84<br>F SL 85<br>S SL 85<br>2-3 ②<br>K | | S FF 94<br>S FF 94<br>B FF 95<br>B FF 94<br>S SL 86<br>2-3 ③<br>K | | 1 SAFE<br>B SL 85<br>F FF 93<br>D FF 94<br>X FF 94<br>2-1 ③<br>F9 | | | X FC 89<br>0-0 ①<br>SH3-4<br>1-2<br>2-3 | | 3 | 0 | 0 | 0 | 0 | 2 | 1 |
| 39 Kevin Kiermaier, L (1, 9)<br>OBP: 0.327, SLG: 0.482<br>5 Brandon Guyer, R (9, PH) (9, 7)<br>OBP: 0.338, SLG: 0.366 | | X SI 94<br>0-0<br>2B | | B FF 92<br>C CH 83<br>X SL 83<br>1-1 ①<br>G4-3 | | | F SI 91<br>X SL 77<br>0-1 ①<br>1B | | D CU 84<br>B CU 85<br>C CU 84<br>B CU 84<br>S CU 86<br>C FF 94<br>3-3 ②<br>K | | 3<br>1 | 0<br>0 | 2<br>0 | 0<br>0 | 0<br>0 | 0<br>1 | 0<br>2 |
| Inning Stats | R: 1 H: 2<br>E: 0 LOB: 2<br>K: 1 BB: 1<br>S: 14 P: 20 | R: 0 H: 1<br>E: 0 LOB: 1<br>K: 2 BB: 0<br>S: 8 P: 10 | R: 0 H: 1<br>E: 0 LOB: 1<br>K: 0 BB: 0<br>S: 7 P: 12 | R: 0 H: 0<br>E: 0 LOB: 0<br>K: 1 BB: 0<br>S: 8 P: 12 | R: 0 H: 1<br>E: 0 LOB: 2<br>K: 1 BB: 1<br>S: 12 P: 20 | R: 0 H: 1<br>E: 0 LOB: 1<br>K: 2 BB: 0<br>S: 16 P: 23 | R: 0 H: 1<br>E: 0 LOB: 0<br>K: 0 BB: 0<br>S: 7 P: 12 | R: 0 H: 0<br>E: 0 LOB: 0<br>K: 2 BB: 0<br>S: 10 P: 14 | R: 0 H: 2<br>E: 0 LOB: 2<br>K: 2 BB: 0<br>S: 12 P: 21 | R: 1 H: 1<br>E: 1 LOB: 1<br>K: 2 BB: 1<br>S: 17 P: 27 | 1B: 8 SF: 0<br>2B: 2 SAC: 1<br>3B: 0 DP: 0<br>HR: 0 HBP: 0 | | | | | | |

| PITCHER | | IP | WLS | BF | H | R | ER | SO | BB | IBB | HBP | BLK | WP | HR | S | P | ERA | WHIP |
|---|---|---|---|---|---|---|---|---|---|---|---|---|---|---|---|---|---|---|
| 36 Drew Hutchison, R<br>ERA: 4.68 | (1, 1) | 6.0 | | 26 | 6 | 1 | 1 | 7 | 2 | 0 | 0 | 0 | 1 | 0 | 65 | 97 | 1.50 | 1.333 |
| 62 Aaron Loup, L<br>ERA: 2.91 | (7, 1) | 1.0 | | 3 | 1 | 0 | 0 | 0 | 0 | 0 | 0 | 0 | 0 | 0 | 7 | 12 | 0.00 | 1.000 |
| 29 Dustin McGowan, R<br>ERA: 3.98 | (8, 1) | 1.0 | | 3 | 0 | 0 | 0 | 2 | 0 | 0 | 0 | 0 | 0 | 0 | 10 | 14 | 0.00 | 0.000 |
| 44 Casey Janssen, R<br>ERA: 3.28 | (9, 1) | 0.1 | | 3 | 2 | 0 | 0 | 0 | 0 | 0 | 0 | 0 | 0 | 0 | 5 | 9 | 0.00 | 6.000 |
| 27 Brett Cecil, L<br>ERA: 3.46 | (9, 1) | 0.2 | | 2 | 0 | 0 | 0 | 2 | 0 | 0 | 0 | 0 | 0 | 0 | 7 | 12 | 0.00 | 0.000 |

| PITCHER | | IP | WLS | BF | H | R | ER | SO | BB | IBB | HBP | BLK | WP | HR | S | P | ERA | WHIP |
|---|---|---|---|---|---|---|---|---|---|---|---|---|---|---|---|---|---|---|
| 21 Sergio Santos, R<br>ERA: 7.4 | (10, 1) | 1.0 | L | 5 | 1 | 1 | 0 | 2 | 1 | 0 | 0 | 0 | 0 | 0 | 17 | 27 | 0.00 | 2.000 |

# TOP

## Tampa Bay Rays @ Toronto Blue Jays

Rogers Centre, Toronto, ON

Sun Aug 24 2014, 1:09 PM - 4:37 PM EDT

Att. 38,869 - Partly Cloudy - 70 F

livebaseballscorecards.com

| | |
|---|---|
| AB | 38 |
| R | 2 |
| H | 10 |
| RBI | 2 |
| BB | 3 |
| SO | 13 |
| LOB | 18 |

WP: 1 PA: 42
PB: 0
SB: 1
CS: 0

| Batter | 1 | 2 | 3 | 4 | 5 | 6 | 7 | 8 | 9 | 10 | AB | R | H | RBI | BB | SO | LOB |
|---|---|---|---|---|---|---|---|---|---|---|---|---|---|---|---|---|---|
| 7 José Reyes, S (1, 6)<br>OBP: 0.337, SLG: 0.413 | B SI 91<br>B SI 92<br>C SI 93<br>X SL 85<br>2-1<br>G3-1 ① | | X FF 93<br>0-0<br>FC4-6 ②<br>1-2f | | D FF 95<br>F SL 87<br>B SI 96<br>X FF 96<br>2-1<br>F8 ③ | | B FF 95<br>S SL 87<br>B FF 95<br>F FF 95<br>S SL 89<br>2-3<br>K ③ | | | X CH 83<br>0-0<br>P5 ① | 5 | 0 | 0 | 0 | 0 | 1 | 8 |
| 53 Melky Cabrera, S (1, 7)<br>OBP: 0.363, SLG: 0.472 | C SI 94<br>S FF 95<br>S SL 87<br>0-3<br>K ② | | X SI 94<br>0-0<br>G4-3 ③ | | | C SL 84<br>X CH 86<br>0-1<br>G3 ① | | B FF 95<br>X SL 93<br>1-0<br>F9 ① | | X CH 83<br>0-0<br>P4 ② | 5 | 0 | 0 | 0 | 0 | 1 | 4 |
| 19 José Bautista, R (1, 9)<br>OBP: 0.399, SLG: 0.500<br>14 Nolan Reimold, R (7, 9)<br>OBP: 0.283, SLG: 0.404 | B FF 95<br>F SI 95<br>S FF 96<br>B SL 87<br>B SL 87<br>X SI 96<br>3-2<br>G6-3 ③ | | | B SL 88<br>C SL 86<br>B SL 86<br>X SI 96<br>2-1<br>G5-3 ① | | B FF 96<br>F SL 84<br>C SL 86<br>F FF 97<br>B FF 98<br>B SL 88<br>C SL 86<br>3-3<br>K ② | | B FF 96<br>X FF 94<br>1-0<br>G1-3 ② | | C CH 82<br>B FF 95<br>F CH 84<br>B FF 96<br>S FF 96<br>2-3<br>K ③ | 3<br>2 | 0<br>0 | 0<br>0 | 0<br>0 | 0<br>0 | 1<br>1 | 0<br>3 |
| 26 Adam Lind, L (1, 3)<br>OBP: 0.380, SLG: 0.470 | | B FF 94<br>C FF 93<br>B CH 87<br>X SI 94<br>2-1<br>30<br>F8<br>2B | | C FF 95<br>F FF 96<br>X SI 96<br>0-2<br>F7 ② | | B CH 88<br>B CH 86<br>X FF 95<br>2-0<br>G4-3 ③ | | C FF 97<br>B FF 97<br>X FF 96<br>1-1<br>G4-3 ③ | | | 4 | 0 | 1 | 0 | 0 | 0 | 0 |
| 10 Edwin Encarnación, R (1, 10)<br>OBP: 0.355, SLG: 0.565 | | X FF 94<br>0-0<br>L7 ① | | F FF 96<br>B SI 96<br>F FF 96<br>F SL 89<br>F SL 86<br>B SI 97<br>B FF 97<br>F SL 87<br>F SI 96<br>3-2<br>F SI 88<br>X SL 87<br>P3 ③ | | | C FF 94<br>F FF 94<br>C FF 98<br>0-3<br>K ① | | F FF 94<br>B FF 96<br>F FF 95<br>S FF 97<br>1-3<br>K ① | | 4 | 0 | 0 | 0 | 0 | 2 | 1 |
| 30 Dioner Navarro, S (1, 2)<br>OBP: 0.313, SLG: 0.387 | | X CH 87<br>0-0<br>F8 ②<br>2-3 | | | B FF 92<br>F FF 92<br>F FF 95<br>B SL 87<br>F SL 85<br>F SI 95<br>X SI 95<br>2-2<br>47<br>2B<br>1B | | X CH 86<br>0-0<br>28<br>1B<br>47<br>SF9<br>1B | | B FF 96<br>B FF 95<br>S FF 96<br>B SI 96<br>F FF 95<br>X FF 98<br>3-2<br>P2 ② | | 4 | 1 | 2 | 0 | 0 | 0 | 1 |
| 28 Colby Rasmus, L (1, 8)<br>OBP: 0.288, SLG: 0.443 | | S SI 95<br>B SL 88<br>S SL 88<br>S SL 88<br>1-3<br>K ③ | | | F FF 93<br>D SL 86<br>S SL 85<br>S SL 86<br>1-3<br>K ① | | B FF 93<br>S SL 84<br>X SL 86<br>1-1<br>66<br>BB<br>1-3<br>1B | | B SI 98<br>F FF 97<br>F SI 99<br>B FF 96<br>F FF 96<br>B FF 99<br>S FF 97<br>3-3<br>K ③ | | 4 | 0 | 1 | 0 | 0 | 3 | 2 |
| 47 Juan Francisco, L (1, 5)<br>OBP: 0.291, SLG: 0.468<br>18 Steve Tolleson, R (10, PR)<br>OBP: 0.294, SLG: 0.359 | | | C FF 94<br>B FF 95<br>B SL 86<br>B SL 85<br>X FF 94<br>3-1<br>F8 ① | | F FF 96<br>B FF 97<br>D SL 88<br>X SL 86<br>2-1<br>1-3<br>2B | | X SL 86<br>0-0<br>SF9 ②<br>3-H | | | B FF 96<br>X CH 82<br>1-0<br>66<br>1B<br>E3<br>1B | 3<br>0 | 0<br>0 | 2<br>0 | 1<br>0 | 0<br>0 | 0<br>0 | 0<br>0 |
| 66 Munenori Kawasaki, L (1, 4)<br>OBP: 0.327, SLG: 0.311 | | | C FF 94<br>C FF 96<br>B SL 88<br>X SL 88<br>1-2<br>7<br>FC4-6<br>1B | | X FF 94<br>0-0<br>G3 ② | | 1 SAFE<br>B FF 94<br>B FF 93<br>B FF 92<br>C FF 94<br>B FF 94<br>4-1<br>1-2<br>BB | | | B FF 92<br>L FF 94<br>X FF 95<br>1-1<br>2-3<br>1B | 3 | 0 | 2 | 0 | 1 | 0 | 2 |
| Inning Stats | R: 0 H: 0<br>E: 0 LOB: 0<br>K: 1 BB: 0<br>S: 8 P: 13 | R: 0 H: 1<br>E: 0 LOB: 1<br>K: 1 BB: 0<br>S: 7 P: 10 | R: 0 H: 1<br>E: 0 LOB: 1<br>K: 0 BB: 0<br>S: 7 P: 11 | R: 0 H: 0<br>E: 0 LOB: 0<br>K: 0 BB: 0<br>S: 13 P: 18 | R: 0 H: 2<br>E: 0 LOB: 2<br>K: 1 BB: 0<br>S: 13 P: 20 | R: 0 H: 0<br>E: 0 LOB: 0<br>K: 1 BB: 0<br>S: 7 P: 12 | R: 1 H: 2<br>E: 0 LOB: 2<br>K: 2 BB: 1<br>S: 11 P: 18 | R: 0 H: 0<br>E: 0 LOB: 0<br>K: 0 BB: 0<br>S: 4 P: 7 | R: 0 H: 0<br>E: 0 LOB: 0<br>K: 2 BB: 0<br>S: 10 P: 17 | R: 0 H: 2<br>E: 1 LOB: 3<br>K: 1 BB: 0<br>S: 8 P: 12 | 1B: 6 SF: 1<br>2B: 2 SAC: 0<br>3B: 0 DP: 0<br>HR: 0 HBP: 0 | | | | | | |

| PITCHER | | IP | WLS | BF | H | R | ER | SO | BB | IBB | HBP | BLK | WP | HR | S | P | ERA | WHIP |
|---|---|---|---|---|---|---|---|---|---|---|---|---|---|---|---|---|---|---|
| 22 Chris Archer, R<br>ERA: 3.09 | (1, 1) | 7.0 | | 28 | 6 | 1 | 1 | 6 | 1 | 0 | 0 | 0 | 0 | 0 | 66 | 102 | 1.29 | 1.000 |
| 57 Jake McGee, L<br>ERA: 1.33 | (8, 1) | 2.0 | W | 6 | 0 | 0 | 0 | 2 | 0 | 0 | 0 | 0 | 0 | 0 | 14 | 24 | 0.00 | 0.000 |
| 26 Brad Boxberger, R<br>ERA: 2.09 | (10, 1) | 1.0 | S | 5 | 2 | 0 | 0 | 1 | 0 | 0 | 0 | 0 | 0 | 0 | 8 | 12 | 0.00 | 2.000 |

| PITCHER | IP | WLS | BF | H | R | ER | SO | BB | IBB | HBP | BLK | WP | HR | S | P | ERA | WHIP |
|---|---|---|---|---|---|---|---|---|---|---|---|---|---|---|---|---|---|

# BOTTOM

# Tampa Bay Rays @ Toronto Blue Jays

Rogers Centre, Toronto, ON

Sun Aug 24 2014, 1:09 PM - 4:37 PM EDT
Att. 38,869 - Partly Cloudy - 70 F

livebaseballscorecards.com

| | |
|---|---|
| AB | 37 |
| R | 1 |
| H | 8 |
| RBI | 1 |
| BB | 1 |
| SO | 9 |
| LOB | 21 |

1B: 6 SF: 1
2B: 2 SAC: 0
3B: 0 DP: 0
HR: 0 HBP: 0

WP: 0 PA: 39
PB: 0
SB: 0
CS: 0

| Batter | 1 | 2 | 3 | 4 | 5 | 6 | 7 | 8 | 9 | AB | R | H | RBI | BB | SO | LOB |
|---|---|---|---|---|---|---|---|---|---|---|---|---|---|---|---|---|
| 18 Ben Zobrist, S (1, 8)<br>OBP: 0.364, SLG: 0.415<br>5 Brandon Guyer, R (6, PH)<br>OBP: 0.340, SLG: 0.368 (6, 8) | C FC 90<br>B FF 90<br>B FC 91<br>S FF 90<br>X KC 76<br>2-2<br>G4-3 | C KC 75<br>X FF 92<br>0-1<br>G4-3 | | | S FF 88<br>X FF 87<br>0-1<br>3<br>F8-4<br>20<br>BB<br>1B | S SL 80<br>C SL 80<br>X FF 88<br>0-2<br>G4-3<br>1-2 | | | 2<br>2 | 0<br>0 | 0<br>1 | 0<br>0 | 0<br>0 | 0<br>0 | 0<br>1 |
| 20 Matt Joyce, L (1, 7)<br>OBP: 0.370, SLG: 0.417 | B FF 90<br>B CH 84<br>B FF 92<br>C FF 91<br>X FF 91<br>3-1<br>G6-3 | | | B KC 74<br>B CH 83<br>B FF 91<br>B FF 89<br>4-0<br>9<br>1B<br>BB | | B FF 88<br>B CH 82<br>F FF 88<br>B CH 84<br>C FF 90<br>F FF 91<br>B FF 91<br>4-2<br>3<br>F8-4<br>1-2<br>BB | | B FF 88<br>F SI 87<br>S SI 88<br>B FF 87<br>B FF 88<br>S SI 88<br>3-3<br>K | | 2 | 0 | 0 | 0 | 2 | 1 | 1 |
| 3 Evan Longoria, R (1, 10)<br>OBP: 0.321, SLG: 0.388 | C FF 91<br>B KC 74<br>B KC 74<br>X FC 91<br>2-1<br>F9 | | | C FF 91<br>F FF 91<br>F KC 76<br>F KC 77<br>B FF 92<br>S FF 91<br>1-3<br>K | | B FF 90<br>X FF 90<br>1-0<br>F8-4<br>1-2<br>2-3 | | | F SI 95<br>B SL 83<br>X SI 95<br>1-1<br>L8 | 4 | 0 | 0 | 0 | 0 | 1 | 3 |
| 21 James Loney, L (1, 3)<br>OBP: 0.333, SLG: 0.373 | | X FF 89<br>0-0<br>G4-3 | | X FC 90<br>0-0<br>L8 | | B FF 90<br>B KC 75<br>B FF 91<br>X FF 91<br>3-0<br>G4-3 | | | F SI 95<br>B SL 84<br>S SL 82<br>S SL 85<br>1-3<br>K | 4 | 0 | 0 | 0 | 0 | 1 | 2 |
| 9 Wil Myers, R (1, 9)<br>OBP: 0.309, SLG: 0.350 | | C FF 90<br>B KC 74<br>C FF 91<br>X FF 91<br>1-2<br>G6-3 | | C KC 76<br>X FF 90<br>0-1<br>1-2<br>1B | | | B FF 88<br>B SL 83<br>X FF 91<br>2-0<br>P3 | | B SI 95<br>C SI 94<br>B SI 95<br>X SI 95<br>2-1<br>G6-3 | 4 | 0 | 1 | 0 | 0 | 0 | 0 |
| 11 Logan Forsythe, R (1, 4)<br>OBP: 0.293, SLG: 0.352 | | C FF 90<br>B FF 91<br>B FF 90<br>X FF 92<br>2-1<br>L8 | | C KC 75<br>F KC 76<br>F KC 76<br>X FF 90<br>0-2<br>F8 | | | C FF 90<br>B KC 74<br>F FF 90<br>X KC 74<br>1-2<br>G5-3 | | | 3 | 0 | 0 | 0 | 0 | 0 | 2 |
| 11 Yunel Escobar, R (1, 6)<br>OBP: 0.317, SLG: 0.318 | | | C KC 73<br>X FF 90<br>0-1<br>28<br>E1<br>28<br>FC1<br>1<br>G4-6-3<br>1B | | B FF 88<br>B FC 88<br>X FF 89<br>2-0<br>L6 | | X FF 90<br>0-0<br>G6-3 | | | 3 | 1 | 1 | 0 | 0 | 0 | 0 |
| 28 José Molina, R (1, 2)<br>OBP: 0.240, SLG: 0.195 | | | X FF 90<br>0-0<br>FC1<br>1<br>G4-6-3<br>1-3 | | F FF 90<br>B KC 75<br>B FF 90<br>X FF 91<br>2-1<br>F9 | | | B SI 87<br>C SL 80<br>F SL 79<br>F FF 88<br>F FF 88<br>X SL 80<br>1-2<br>G4-3 | | 3 | 0 | 0 | 0 | 0 | 0 | 1 |
| 1 Sean Rodríguez, R (1, 5)<br>OBP: 0.272, SLG: 0.472 | | | F FF 91<br>B KC 75<br>F KC 75<br>X FF 90<br>1-2<br>G4-6-3<br>1-2f<br>3-H | | C SL 85<br>B KC 75<br>C KC 75<br>F FF 92<br>C FF 92<br>1-3<br>K | | | B SI 88<br>X SI 87<br>1-0<br>5<br>G4-3<br>1B | | 3 | 0 | 1 | 0 | 0 | 1 | 1 |
| Inning Stats | R: 0<br>E: 0<br>K: 0<br>S: 7<br>H: 0<br>LOB: 0<br>BB: 0<br>P: 14 | R: 0<br>E: 0<br>K: 0<br>S: 6<br>H: 0<br>LOB: 0<br>BB: 0<br>P: 9 | R: 1<br>E: 1<br>K: 0<br>S: 8<br>H: 1<br>LOB: 0<br>BB: 0<br>P: 9 | R: 0<br>E: 0<br>K: 1<br>S: 12<br>H: 1<br>LOB: 2<br>BB: 1<br>P: 17 | R: 0<br>E: 0<br>K: 1<br>S: 7<br>H: 0<br>LOB: 0<br>BB: 0<br>P: 12 | R: 0<br>E: 0<br>K: 0<br>S: 7<br>H: 1<br>LOB: 1<br>BB: 1<br>P: 15 | R: 0<br>E: 0<br>K: 0<br>S: 5<br>H: 0<br>LOB: 0<br>BB: 0<br>P: 8 | R: 0<br>E: 0<br>K: 1<br>S: 12<br>H: 1<br>LOB: 1<br>BB: 0<br>P: 17 | R: 0<br>E: 0<br>K: 1<br>S: 7<br>H: 0<br>LOB: 0<br>BB: 0<br>P: 11 | 1B: 4<br>2B: 1<br>3B: 0<br>HR: 0 | SF: 0<br>SAC: 0<br>DP: 2<br>HBP: 0 | | | WP: 0<br>PB: 0<br>SB: 0<br>CS: 0 | PA: 32 | | |

| PITCHER | | IP | WLS | BF | H | R | ER | SO | BB | IBB | HBP | BLK | WP | HR | S | P | ERA | WHIP |
|---|---|---|---|---|---|---|---|---|---|---|---|---|---|---|---|---|---|---|
| 30 Chris Tillman, R<br>ERA: 3.41 | (1, 1) | 7.0 | W | 25 | 3 | 1 | 0 | 2 | 2 | 0 | 0 | 0 | 0 | 0 | 52 | 84 | 0.00 | 0.714 |
| 56 Darren O'Day, R<br>ERA: 0.94 | (8, 1) | 1.0 | | 4 | 1 | 0 | 0 | 1 | 0 | 0 | 0 | 0 | 0 | 0 | 12 | 17 | 0.00 | 1.000 |
| 53 Zack Britton, L<br>ERA: 2.01 | (9, 1) | 1.0 | | 3 | 0 | 0 | 0 | 1 | 0 | 0 | 0 | 0 | 0 | 0 | 7 | 11 | 0.00 | 0.000 |

| PITCHER | IP | WLS | BF | H | R | ER | SO | BB | IBB | HBP | BLK | WP | HR | S | P | ERA | WHIP |
|---|---|---|---|---|---|---|---|---|---|---|---|---|---|---|---|---|---|

# TOP

## Tampa Bay Rays @ Baltimore Orioles

Oriole Park at Camden Yards, Baltimore, MD

Mon Aug 25 2014, 7:09 PM - 10:03 PM EDT

Att. 15,516 - Partly Cloudy - 81 F

livebaseballscorecards.com

| | |
|---|---|
| AB | 30 |
| R | 1 |
| H | 4 |
| RBI | 0 |
| BB | 2 |
| SO | 4 |
| LOB | 11 |

# BOTTOM

## Tampa Bay Rays @ Baltimore Orioles

Oriole Park at Camden Yards, Baltimore, MD

Mon Aug 25 2014, 7:09 PM - 10:03 PM EDT

Att. 15,516 - Partly Cloudy - 81 F

livebaseballscorecards.com

| Batter | 1 | 2 | 3 | 4 | 5 | 6 | 7 | 8 | 9 | AB | R | H | RBI | BB | SO | LOB |
|---|---|---|---|---|---|---|---|---|---|---|---|---|---|---|---|---|
| 21 Nick Markakis, L (1, 9)<br>OBP: 0.348, SLG: 0.402 | C FF 89<br>S FS 83<br>F FS 84<br>F FS 83<br>B FC 83<br>S FS 83<br>1-3 **K** ① | | 1 SAFE<br>C FF 89<br>B FF 89<br>X FF 89<br>1-1 **1-H** HR | C FF 90<br>B FF 90<br>X FF 90<br>1-1 **P6** ③ | C FF 92<br>F FF 92<br>B SL 83<br>F FF 92<br>F SL 85<br>B FF 93<br>F CH 84<br>B KC 75<br>X CH 83<br>3-2 **P3** ② | | X SL 83<br>0-0 **G4-3** ③ | | | 5 | 1 | 1 | 2 | 0 | 1 | 3 |
| 28 Steve Pearce, R (1, 3)<br>OBP: 0.350, SLG: 0.531<br>(9, 7) | B FS 82<br>B FC 84<br>C FF 89<br>X FF 90<br>2-1 **F7** ② | | B FC 84<br>B FS 83<br>F FC 85<br>B FF 90<br>X SI 90<br>3-1 **HR** | B FS 82 2-0<br>B FS 82<br>X FF 88<br>23 1B 10 1B<br>23 E<br>1B<br>C FF 89<br>D SL 86<br>X KC 76 1-1 **G5-3** ③ | | | | B SL 82<br>F FF 90<br>F FF 89<br>X FF 90<br>1-2 **P3** ① | | 5 | 2 | 2 | 1 | 0 | 0 | 1 |
| 10 Adam Jones, R (1, 8)<br>OBP: 0.317, SLG: 0.479<br>3 Ryan Flaherty, L (8, PH)<br>OBP: 0.261, SLG: 0.305<br>(9, 5) | S FS 82<br>S FS 83<br>F FS 83<br>X FS 82<br>0-2 **1B** | | X SI 89<br>0-0 **G4-3** ① | | F FS 81<br>B FF 88<br>F FF 88<br>X FF 90<br>1-2 **1-2** 23 E 27 HR 1B | F FC 85<br>S FF 91<br>S SI 91<br>0-3 **K** ① | | C FF 90<br>B FF 90<br>F FF 89<br>B FF 91<br>F SL 84<br>C SL 83<br>2-3 **K** ② | | 4<br>1 | 1<br>0 | 2<br>0 | 0<br>0 | 0<br>0 | 1<br>1 | 0<br>0 |
| 23 Nelson Cruz, R (1, 10)<br>OBP: 0.323, SLG: 0.510 | C FF 88<br>B FF 88<br>X FF 91<br>1-1 **F9** ③ | | B CU 69<br>X FS 83<br>1-0 **G5-3** ② | | X FF 89<br>0-0 **1-2** **2-H** E7 27 HR 1B | F FF 91<br>S FC 86<br>F FF 90<br>S FF 90<br>0-3 **K** ② | | X CH 84<br>0-0 **F7** ③ | | 5 | 1 | 1 | 0 | 0 | 1 | 1 |
| 27 Delmon Young, R (1, 7)<br>OBP: 0.345, SLG: 0.461<br>9 David Lough, L (6, PR)<br>OBP: 0.284, SLG: 0.319<br>(7, 7)<br>(9, 8) | | S FS 83<br>B FC 86<br>B FC 85<br>B FF 88<br>F SI 89<br>B FS 83<br>4-2 **BB** | B FC 86<br>F FS 83<br>C FS 83<br>F FF 91<br>F FF 91<br>F FS 82<br>F FS 82<br>F SI 90<br>F FF 92<br>2-2 **1B** B FF 91 X FS 83 | | C FS 82<br>S FS 82<br>F FS 83<br>B FF 89<br>F FF 89<br>B FF 90<br>F FF 89<br>X FS 83<br>2-2 **1-H** **2-H** HR | B FC 86<br>C FF 90<br>B CU 75<br>F FC 84<br>B FF 90<br>X FF 90<br>3-2 **2B** | | | 3<br>0 | 1<br>0 | 3<br>0 | 3<br>0 | 1<br>0 | 0<br>0 | 0<br>0 |
| 2 J.J. Hardy, R (1, 6)<br>OBP: 0.316, SLG: 0.394 | | C FF 89<br>B FF 90<br>B SI 89<br>X FC 86<br>2-1 **P3** ① | B SI 90<br>B FF 90<br>S FF 90<br>B FF 90<br>X SI 90<br>3-1 **L7** ③ | | C SI 90<br>B FS 83<br>F FF 90<br>B FF 88<br>X FF 90<br>2-2 **HR** | C FF 90<br>F FF 90<br>X FC 86<br>0-2 **F8** ③ | | | | 4 | 1 | 1 | 1 | 0 | 0 | 3 |
| 19 Chris Davis, L (1, 5)<br>OBP: 0.291, SLG: 0.392<br>(9, 3) | | C FF 89<br>F FF 89<br>1 SAFE<br>B FF 90<br>S FS 84<br>1-3 **K** ② | | F FF 88<br>X FF 89<br>0-1 **F7** ① | B FF 91<br>B FF 91<br>X FF 91<br>2-0 **HR** | | C FF 90<br>F FF 90<br>B SL 84<br>B SL 84<br>F FF 91<br>B FF 92<br>F FF 90<br>B FF 91<br>4-2 6 **FC6-4** **BB** | | | 3 | 1 | 1 | 1 | 1 | 1 | 1 |
| 40 Nick Hundley, R (1, 2)<br>OBP: 0.273, SLG: 0.345 | | B FF 90<br>B FC 84<br>C FC 86<br>F FF 90<br>S FF 91<br>2-3 **K** ③ | | B FF 88<br>X FS 83<br>1-0 **L7** ② | B FF 91<br>X SL 84<br>1-0 **E3** **1B** | | C FF 90<br>B FF 90<br>S CH 85<br>B FF 91<br>F SL 85<br>C FF 90<br>2-3 **K** ① | | | 4 | 0 | 1 | 0 | 0 | 2 | 2 |
| 6 Jonathan Schoop, R (1, 4)<br>OBP: 0.253, SLG: 0.357 | | | C CU 68<br>X FS 81<br>0-1 21 HR **1B** | C FS 82<br>B FF 88<br>X FF 88<br>1-1 **1B** | S SL 84<br>C FF 92<br>S SL 85<br>0-3 **K** ① | | S CH 84<br>B CH 86<br>C SL 85<br>B FF 89<br>X CH 84<br>2-2 **1-2f** FC6-4 ② | | | 4 | 1 | 2 | 0 | 0 | 1 | 2 |
| Inning Stats | R: 0<br>E: 0<br>K: 1<br>S: 13<br>H: 1<br>LOB: 1<br>BB: 0<br>P: 17 | R: 0<br>E: 0<br>K: 2<br>S: 10<br>H: 0<br>LOB: 1<br>BB: 1<br>P: 19 | R: 3<br>E: 0<br>K: 0<br>S: 19<br>H: 4<br>LOB: 1<br>BB: 0<br>P: 29 | R: 0<br>E: 0<br>K: 0<br>S: 7<br>H: 1<br>LOB: 1<br>BB: 0<br>P: 10 | R: 6<br>E: 2<br>K: 1<br>S: 27<br>H: 7<br>LOB: 1<br>BB: 0<br>P: 41 | R: 0<br>E: 0<br>K: 2<br>S: 13<br>H: 1<br>LOB: 1<br>BB: 0<br>P: 16 | R: 0<br>E: 0<br>K: 1<br>S: 12<br>H: 0<br>LOB: 1<br>BB: 1<br>P: 20 | R: 0<br>E: 0<br>K: 1<br>S: 8<br>H: 0<br>LOB: 0<br>BB: 0<br>P: 11 | | 1B: 8<br>2B: 1<br>3B: 0<br>HR: 5<br>SF: 0<br>SAC: 0<br>DP: 0<br>HBP: 0 | | | | | | |

| | AB | 38 |
|---|---|---|
| | R | 9 |
| | H | 14 |
| | RBI | 8 |
| | BB | 2 |
| | SO | 8 |
| | LOB | 13 |

WP: 0 PB: 0 SB: 0 CS: 0 PA: 40

| PITCHER | | IP | WLS | BF | H | R | ER | SO | BB | IBB | HBP | BLK | WP | HR | S | P | ERA | WHIP |
|---|---|---|---|---|---|---|---|---|---|---|---|---|---|---|---|---|---|---|
| 23 Jake Odorizzi, R<br>ERA: 4.23 | (1, 1) | 4.0 | L | 24 | 11 | 8 | 8 | 3 | 1 | 0 | 0 | 0 | 0 | 4 | 63 | 96 | 18.00 | 3.000 |
| 49 Kirby Yates, R<br>ERA: 3.42 | (5, 1) | 1.0 | | 5 | 2 | 1 | 1 | 1 | 0 | 0 | 0 | 0 | 0 | 1 | 13 | 20 | 9.00 | 2.000 |
| 38 Jeff Beliveau, L<br>ERA: 1.88 | (6, 1) | 1.0 | | 4 | 1 | 0 | 0 | 2 | 0 | 0 | 0 | 0 | 0 | 0 | 13 | 16 | 0.00 | 1.000 |
| 27 Cesár Ramos, L<br>ERA: 3.68 | (7, 1) | 2.0 | | 7 | 0 | 0 | 0 | 2 | 1 | 0 | 0 | 0 | 0 | 0 | 20 | 31 | 0.00 | 0.500 |

| PITCHER | IP | WLS | BF | H | R | ER | SO | BB | IBB | HBP | BLK | WP | HR | S | P | ERA | WHIP |
|---|---|---|---|---|---|---|---|---|---|---|---|---|---|---|---|---|---|

# Tampa Bay Rays @ Baltimore Orioles

Oriole Park at Camden Yards, Baltimore, MD

Tue Aug 26 2014, 7:08 PM - 10:44 PM EDT

Att. 16,406 - Clear - 84 F

TOP

livebaseballscorecards.com

| Batter | 1 | 2 | 3 | 4 | 5 | 6 | 7 | 8 | 9 | AB | R | H | RBI | BB | SO | LOB |
|---|---|---|---|---|---|---|---|---|---|---|---|---|---|---|---|---|
| 8 Desmond Jennings, R (1, 8)<br>OBP: 0.318, SLG: 0.374 | B SI 92<br>C FF 92<br>X SI 91<br>1-1<br>18 2B 11 G5-3-2 1B | B SL 84<br>C SL 82<br>C FF 92<br>B FF 92<br>X CH 84<br>2-2 ③<br>1-2<br>2-H<br>1B | | | C FF 92<br>X SL 83<br>0-1 ①<br>B1-3 | S FF 94<br>B SL 86<br>F FF 95<br>X SL 87<br>1-2 ②<br>FC5-2<br>1-2<br>2-3<br>3-Hf | | | B SI 95<br>C SI 96<br>C SL 84<br>B SI 96<br>C SI 95<br>2-3 ②<br>K | 5 | 0 | 2 | 0 | 0 | 1 | 3 |
| 18 Ben Zobrist, S (1, 7)<br>(6, 4)<br>OBP: 0.364, SLG: 0.416 | F FF 92<br>X FF 91<br>0-1<br>11 G5-3-2 3 1B<br>1-3<br>2B | B CH 80<br>C CH 81<br>B FF 91<br>F SI 90<br>B FF 92<br>X FF 91<br>3-2 ①<br>F9 | | | B CU 69<br>C CU 69<br>C FF 92<br>B CU 72<br>B SI 92<br>B FF 91<br>4-2<br>3 2B<br>BB | C FS 87<br>X FF 95<br>0-1 ③<br>F7 | | | C SI 96<br>X SI 96<br>0-1<br>G5-3 | 4 | 2 | 1 | 0 | 1 | 0 | 3 |
| 11 Logan Forsythe, R (1, 4)<br>(6, 5)<br>OBP: 0.292, SLG: 0.348 | T FF 93<br>X SL 84<br>0-1 ①②<br>G5-3-2<br>2-3<br>3-Hf | B SL 83<br>B FF 92<br>F FF 92<br>S SL 86<br>F FF 92<br>B FF 92<br>F FF 92<br>B SL 84<br>4-2<br>BB | | | B CH 84<br>B FF 91<br>B FF 93<br>1 SAFE<br>C SI 91<br>X SI 91<br>3-1 ②<br>F8 | | X FF 96<br>0-0 ①<br>G6-3 | | | 3 | 0 | 0 | 0 | 1 | 0 | 3 |
| 3 Evan Longoria, R (1, 10)<br>OBP: 0.322, SLG: 0.391 | B SI 90<br>S CH 82<br>F SI 92<br>X CH 85<br>1-2<br>3-H<br>1B | X FF 91<br>0-0 ②<br>F8 | | | C SL 83<br>D CH 83<br>B CH 84<br>X SI 91<br>2-1<br>1-H<br>2B | | B FF 96<br>C CU 82<br>F CU 82<br>B SI 97<br>S SI 96<br>2-3 ②<br>K | | | 4 | 0 | 2 | 2 | 0 | 1 | 1 |
| 9 Wil Myers, R (1, 9)<br>OBP: 0.304, SLG: 0.344 | F FF 92<br>F SL 84<br>D SL 84<br>X FF 93<br>1-2 ③<br>F9 | X CH 83<br>0-0 ③<br>F7 | | | C SL 84<br>S SL 84<br>B SL 86<br>F FF 94<br>B SL 85<br>B FF 94<br>S SL 86<br>3-3 ③<br>K | | X SI 96<br>0-0 ③<br>G5-3 | | | 4 | 0 | 0 | 0 | 0 | 1 | 3 |
| 11 Yunel Escobar, R (1, 6)<br>OBP: 0.314, SLG: 0.315 | | X FF 90<br>0-0 ①<br>L4 | | B FF 91<br>C FF 91<br>B SL 83<br>X CH 83<br>2-1 ①<br>G6-3 | | B FF 92<br>S FS 85<br>X SL 85<br>1-1 ①<br>G4-3 | | C SL 82<br>S SL 83<br>F FF 94<br>B FF 94<br>F FF 91<br>F SL 83<br>F SL 83<br>B SL 83<br>B SL 82<br>3-3 ①<br>S SL 82<br>K | | 4 | 0 | 0 | 0 | 0 | 1 | 0 |
| 21 James Loney, L (1, 3)<br>OBP: 0.334, SLG: 0.373 | | F FF 92<br>B SI 92<br>B CU 73<br>F FF 92<br>F FF 92<br>B CU 73<br>X SL 84<br>3-2<br>24 FC4-6 1B | | C FF 90<br>B SI 91<br>B CU 72<br>F FF 91<br>F SL 83<br>X SI 93<br>2-2 ②<br>G6-3 | | F FS 86<br>B FF 93<br>B FF 94<br>B FS 86<br>B FF 94<br>4-1<br>20 BB 24 1B 8 FC5-2 BB | | B FF 93<br>B FF 92<br>S FF 93<br>B SL 81<br>X FF 94<br>3-1 ②<br>L9 | | 3 | 0 | 1 | 0 | 1 | 0 | 0 |
| 24 Ryan Hanigan, R (1, 2)<br>OBP: 0.313, SLG: 0.327 | | F SI 91<br>B FF 91<br>C FF 91<br>X SI 93<br>1-2 ②<br>FC4-6 1 1B 8 1B<br>1-2f | | C FF 92<br>B FF 93<br>C CU 73<br>F FF 94<br>B FF 92<br>B SL 83<br>4-2<br>1 FC6-4<br>BB | | C FF 93<br>F FF 93<br>X FF 94<br>0-2<br>8 FC5-2 20 BB<br>1-2<br>1B | | B FF 94<br>C FF 94<br>X FF 93<br>1-1 ③<br>G6-3 | | 3 | 0 | 1 | 0 | 1 | 0 | 1 |
| 1 Sean Rodríguez, R (1, 5)<br>OBP: 0.274, SLG: 0.472<br>20 Matt Joyce, L (6, PH)<br>(6, 7)<br>OBP: 0.371, SLG: 0.417<br>5 Brandon Guyer, R (9, PH)<br>OBP: 0.338, SLG: 0.366 | | S CH 84<br>F CH 85<br>X FF 94<br>0-2<br>8 1B<br>1-2<br>1B | | F FF 92<br>B CH 85<br>F CH 84<br>B CU 72<br>F CH 82<br>X FF 92<br>2-2 ③<br>FC6-4<br>1-2f | | S FS 86<br>B FS 86<br>F FF 94<br>B FF 95<br>F FS 85<br>D SL 86<br>B FF 95<br>4-2<br>8 FC5-2<br>1-2<br>2-3<br>BB | | C SI 95<br>B SI 95<br>X SI 95<br>1-1 ①<br>G4-3 | 2<br>0<br>1 | 0<br>0<br>0 | 1<br>0<br>0 | 0<br>0<br>0 | 0<br>1<br>0 | 0<br>0<br>0 | 1<br>0<br>0 |

| Inning Stats | | | | | | | | | | | | | | | | | | | | | | | | |
|---|---|---|---|---|---|---|---|---|---|---|---|---|---|---|---|---|---|---|---|---|---|---|---|---|
| | R: 1 | H: 3 | R: 0 | H: 3 | R: 0 | H: 0 | R: 0 | H: 0 | R: 1 | H: 1 | R: 0 | H: 1 | R: 0 | H: 0 | R: 0 | H: 0 | 1B: 6 | SF: 0 | WP: 0 | PA: 38 |
| | E: 0 | LOB: 1 | E: 0 | LOB: 2 | E: 0 | LOB: 1 | E: 0 | LOB: 1 | E: 0 | LOB: 1 | E: 0 | LOB: 3 | E: 0 | LOB: 0 | E: 0 | LOB: 0 | 2B: 3 | SAC: 0 | PB: 0 | |
| | K: 0 | BB: 0 | K: 0 | BB: 0 | K: 0 | BB: 1 | K: 0 | BB: 1 | K: 1 | BB: 1 | K: 0 | BB: 2 | K: 1 | BB: 0 | K: 1 | BB: 0 | 3B: 0 | DP: 1 | SB: 0 | |
| | S: 12 | P: 15 | S: 14 | P: 20 | S: 9 | P: 16 | S: 13 | P: 23 | S: 12 | P: 24 | S: 14 | P: 24 | S: 5 | P: 7 | S: 11 | P: 18 | HR: 0 | HBP: 0 | CS: 0 | |

| | AB | 33 |
|---|---|---|
| | R | 2 |
| | H | 8 |
| | RBI | 2 |
| | BB | 5 |
| | SO | 4 |
| | LOB | 15 |

| PITCHER | | IP | WLS | BF | H | R | ER | SO | BB | IBB | HBP | BLK | WP | HR | S | P | ERA | WHIP |
|---|---|---|---|---|---|---|---|---|---|---|---|---|---|---|---|---|---|---|
| 16 Wei-Yin Chen, L<br>ERA: 3.76 | (1, 1) | 4.2 | | 22 | 7 | 2 | 2 | 0 | 3 | 0 | 0 | 0 | 0 | 0 | 56 | 91 | 3.86 | 2.143 |
| 35 Brad Brach, R<br>ERA: 2.47 | (5, 1) | 1.1 | W | 7 | 1 | 0 | 0 | 1 | 2 | 0 | 0 | 0 | 0 | 0 | 18 | 31 | 0.00 | 2.250 |
| 29 Tommy Hunter, R<br>ERA: 3.54 | (7, 1) | 1.0 | H | 3 | 0 | 0 | 0 | 1 | 0 | 0 | 0 | 0 | 0 | 0 | 5 | 7 | 0.00 | 0.000 |
| 48 Andrew Miller, L<br>ERA: 2.09 | (8, 1) | 1.0 | H | 3 | 0 | 0 | 0 | 1 | 0 | 0 | 0 | 0 | 0 | 0 | 11 | 18 | 0.00 | 0.000 |
| 53 Zack Britton, L<br>ERA: 1.98 | (9, 1) | 1.0 | S | 3 | 0 | 0 | 0 | 1 | 0 | 0 | 0 | 0 | 0 | 0 | 7 | 10 | 0.00 | 0.000 |

| PITCHER | IP | WLS | BF | H | R | ER | SO | BB | IBB | HBP | BLK | WP | HR | S | P | ERA | WHIP |
|---|---|---|---|---|---|---|---|---|---|---|---|---|---|---|---|---|---|

# Tampa Bay Rays @ Baltimore Orioles

Oriole Park at Camden Yards, Baltimore, MD

Tue Aug 26 2014, 7:08 PM - 10:44 PM EDT

Att. 16,406 - Clear - 84 F

BOTTOM

livebaseballscorecards.com

| Batter | 1 | 2 | 3 | 4 | 5 | 6 | 7 | 8 | 9 | AB | R | H | RBI | BB | SO | LOB |
|---|---|---|---|---|---|---|---|---|---|---|---|---|---|---|---|---|
| 21 Nick Markakis, L (1, 9)<br>OBP: 0.347, SLG: 0.400 | C FF 92<br>B KC 81<br>X CH 86<br>1-1<br>28 WP<br>1B | | F KC 80<br>C FF 92<br>F KC 83<br>F CH 86<br>B KC 82<br>B FF 92<br>B FF 92<br>C SI 92<br>3-3 ①<br>K | | B SL 83<br>C SL 82<br>C FF 93<br>B FF 93<br>F KC 78<br>X CH 84<br>2-2 ①<br>F8 | C FF 90<br>X CU 80<br>0-1 ③<br>F9 | | C FS 82<br>F FS 82<br>X FS 82<br>0-2 ③<br>L3 | | 5 | 0 | 1 | 0 | 0 | 1 | 2 |
| 28 Steve Pearce, R (1, 3)<br>OBP: 0.352, SLG: 0.529 | C KC 79<br>B KC 81<br>F CH 87<br>F CH 86<br>B FF 92<br>X CH 88<br>2-2 ①<br>G6-3<br>1-2 | | S CH 88<br>C SI 92<br>X CH 86<br>0-2 ②<br>P6 | | C KC 76<br>C SL 86<br>X SL 84<br>0-2<br>1B | | C CU 80<br>C SL 83<br>B FF 91<br>F SL 84<br>B SL 83<br>B CU 82<br>F FF 92<br>B FF 92<br>4-2<br>10 1B<br>23 2B<br>BB | | | 3 | 1 | 1 | 0 | 1 | 0 | 1 |
| 10 Adam Jones, R (1, 8)<br>OBP: 0.316, SLG: 0.477 | B KC 81<br>B CH 88<br>C KC 81<br>D CH 88<br>F CH 88<br>T SI 93<br>3-2 ②<br>K | | C FF 94<br>S KC 82<br>B CH 87<br>T CH 88<br>1-2 ③<br>K | | X FF 92<br>0-0 ②<br>P6 | | F SL 86<br>B CH 86<br>F SL 84<br>B FF 92<br>D SL 87<br>X FF 91<br>3-2<br>23 2B<br>1-3<br>1B | | | 4 | 0 | 1 | 0 | 0 | 2 | 2 |
| 23 Nelson Cruz, R (1, 10)<br>OBP: 0.325, SLG: 0.512 | X KC 81<br>0-0 ③<br>G6-3 | | | C SI 91<br>C SI 92<br>B FF 91<br>B CH 88<br>F CH 87<br>X SI 92<br>2-2<br>2 F9<br>27 BB<br>36 1B<br>1B | B KC 76<br>C SL 85<br>F SL 85<br>B SL 84<br>D FF 93<br>S SL 85<br>3-3 ③<br>K | | F FF 88<br>X CU 77<br>0-1<br>1-3<br>3-H<br>2B | | | 4 | 1 | 2 | 1 | 0 | 1 | 2 |
| 27 Delmon Young, R (1, 7)<br>OBP: 0.343, SLG: 0.454<br>9 David Lough, L (8, 7)<br>OBP: 0.284, SLG: 0.319 | | S KC 80<br>S CH 88<br>B CH 88<br>B SI 93<br>S CH 87<br>2-3 ①<br>K | | B SI 93<br>T CH 87<br>F CH 88<br>D CH 88<br>F CH 86<br>F CH 88<br>B SI 92<br>F CH 87<br>D KC 82<br>4-2<br>19 S<br>36 1B<br>1-2<br>BB | | C FF 93<br>F SL 86<br>B SL 85<br>B CH 87<br>X FF 93<br>2-2 ①<br>F8 | B CU 79<br>X FS 81<br>1-0 ①<br>G5-3 | | | 3<br>0 | 1<br>0 | 0<br>0 | 0<br>0 | 1<br>0 | 1<br>0 | 2<br>0 |
| 2 J.J. Hardy, R (1, 6)<br>OBP: 0.317, SLG: 0.393 | | B SI 92<br>C SI 91<br>F CH 88<br>B SI 93<br>F CH 88<br>F SI 92<br>F CH 88<br>B SI 93<br>B CH 89<br>4-2<br>36 E<br>19 BB<br>BB | | B SI 92<br>C CH 88<br>F FF 92<br>B FF 92<br>B FF 92<br>F CH 88<br>F CH 87<br>X SI 92<br>3-2 ①<br>F9<br>2-3 | | C FF 92<br>F FF 91<br>B FF 93<br>B SL 85<br>X FF 93<br>2-2<br>19 FC3-6<br>1B | C FF 90<br>X FS 81<br>0-1 ②<br>G5-3 | | | 3 | 0 | 1 | 0 | 1 | 0 | 4 |
| 19 Chris Davis, L (1, 5)<br>OBP: 0.291, SLG: 0.389<br>3 Ryan Flaherty, L (9, 5)<br>OBP: 0.261, SLG: 0.305 | | B SI 92<br>B FF 92<br>B FF 92<br>B SI 92<br>4-0<br>36 E<br>1-2<br>BB | | F KC 82<br>B CH 88<br>F CH 87<br>C FF 91<br>1-3 ②<br>K<br>1-2 | | B SL 87<br>B FF 91<br>C FF 92<br>X CH 87<br>2-1 ②<br>FC3-6<br>36 1B<br>6 1B<br>1-2f | S FS 82<br>F FS 82<br>B FF 90<br>X FS 82<br>1-2 ③<br>G6-3 | | | 3<br>0 | 1<br>0 | 0<br>0 | 0<br>0 | 1<br>0 | 1<br>0 | 5<br>0 |
| 36 Caleb Joseph, R (1, 2)<br>OBP: 0.290, SLG: 0.411 | | F KC 80<br>F CH 86<br>F CH 87<br>X CH 88<br>0-2 ②<br>L5<br>1-2<br>2-3 | | B KC 81<br>B KC 80<br>F CH 87<br>B SI 91<br>X CH 87<br>3-1<br>6 FC6-4<br>2-H<br>3-H<br>1B | | X FF 91<br>0-0<br>6 1B<br>1-2<br>1B | | B CU 77<br>X CU 75<br>1-0 ①<br>F8 | | 4 | 0 | 2 | 2 | 0 | 0 | 2 |
| 6 Jonathan Schoop, R (1, 4)<br>OBP: 0.253, SLG: 0.356 | | B FF 93<br>F KC 81<br>F CH 86<br>B FF 92<br>D CH 88<br>S CH 87<br>3-3 ③<br>K | | X SI 92<br>0-0 ③<br>FC6-4<br>1-2f | | D CH 88<br>X CH 87<br>1-0<br>1-3<br>2-H<br>1B | | B FF 90<br>F FS 81<br>B FS 81<br>S FF 89<br>F FF 90<br>X FS 80<br>2-2 ②<br>P5 | | 4 | 0 | 1 | 1 | 0 | 1 | 3 |

| Inning Stats | | | | | | | | | | | | | | | | | | | | | | | | |
|---|---|---|---|---|---|---|---|---|---|---|---|---|---|---|---|---|---|---|---|---|---|---|---|---|
| | R: 0 | H: 1 | R: 0 | H: 0 | R: 0 | H: 0 | R: 2 | H: 2 | R: 0 | H: 1 | R: 1 | H: 3 | R: 1 | H: 2 | R: 0 | H: 0 | 1B: 8 | SF: 0 | WP: 1 | PA: 37 |
| | E: 0 | LOB: 1 | E: 1 | LOB: 2 | E: 0 | LOB: 0 | E: 0 | LOB: 1 | E: 0 | LOB: 1 | E: 0 | LOB: 2 | E: 0 | LOB: 2 | E: 0 | LOB: 0 | 2B: 1 | SAC: 0 | PB: 0 | |
| | K: 1 | BB: 0 | K: 2 | BB: 2 | K: 2 | BB: 0 | K: 1 | BB: 1 | K: 1 | BB: 0 | K: 0 | BB: 0 | K: 0 | BB: 1 | K: 0 | BB: 0 | 3B: 0 | DP: 0 | SB: 1 | |
| | S: 10 | P: 16 | S: 15 | P: 28 | S: 11 | P: 15 | S: 20 | P: 33 | S: 11 | P: 16 | S: 12 | P: 19 | S: 15 | P: 24 | S: 8 | P: 11 | HR: 0 | HBP: 0 | CS: 0 | |

| | AB | 33 |
|---|---|---|
| | R | 4 |
| | H | 9 |
| | RBI | 4 |
| | BB | 4 |
| | SO | 7 |
| | LOB | 23 |

| PITCHER | | IP | WLS | BF | H | R | ER | SO | BB | IBB | HBP | BLK | WP | HR | S | P | ERA | WHIP |
|---|---|---|---|---|---|---|---|---|---|---|---|---|---|---|---|---|---|---|
| 53 Alex Cobb, R<br>ERA: 3.06 | (1, 1) | 4.0 | | 18 | 3 | 2 | 2 | 6 | 3 | 0 | 0 | 0 | 1 | 0 | 56 | 92 | 4.50 | 1.500 |
| 49 Kirby Yates, R<br>ERA: 3.29 | (5, 1) | 1.0 | | 4 | 1 | 0 | 0 | 1 | 0 | 0 | 0 | 0 | 0 | 0 | 11 | 16 | 0.00 | 1.000 |
| 50 Grant Balfour, R<br>ERA: 5.54 | (6, 1) | 1.0 | L | 8 | 4 | 2 | 2 | 0 | 1 | 0 | 0 | 0 | 0 | 0 | 19 | 33 | 18.00 | 5.000 |
| 62 Joel Peralta, R<br>ERA: 3.86 | (7, 1) | 2.0 | | 7 | 1 | 0 | 0 | 0 | 0 | 0 | 0 | 0 | 0 | 0 | 16 | 21 | 0.00 | 0.500 |

| PITCHER | IP | WLS | BF | H | R | ER | SO | BB | IBB | HBP | BLK | WP | HR | S | P | ERA | WHIP |
|---|---|---|---|---|---|---|---|---|---|---|---|---|---|---|---|---|---|

# Tampa Bay Rays @ Baltimore Orioles

Oriole Park at Camden Yards, Baltimore, MD

Wed Aug 27 2014, 7:10 PM - 9:53 PM EDT

Att. 20,762 - Clear - 87 F

TOP

livebaseballscorecards.com

| Batter | 1 | 2 | 3 | 4 | 5 | 6 | 7 | 8 | 9 | AB | R | H | RBI | BB | SO | LOB |
|---|---|---|---|---|---|---|---|---|---|---|---|---|---|---|---|---|
| 8 Desmond Jennings, R (1, 8)<br>OBP: 0.318, SLG: 0.375 | S FF 94<br>C FF 94<br>S FS 84<br>0-3 ① K | C FF 93<br>D SL 82<br>B FF 94<br>X FF 93<br>2-1 18 SF9 1-3 2B | | | B SI 91<br>C SI 91<br>X CH 84<br>1-1 E5 18 FC2-6 | | B SI 91<br>C SI 90<br>F CH 84<br>X SI 90<br>1-2 ② F8 | | | 4 | 0 | 1 | 0 | 0 | 1 | 0 |
| 18 Ben Zobrist, S (1, 4) (8, 7)<br>OBP: 0.363, SLG: 0.417 | B FF 93<br>B FF 94<br>X FF 92<br>2-0 20 WP 20 FC4 2B | B CH 86<br>C FS 83<br>X FF 95<br>1-1 ② SF9 2-3 3-H | | | C SI 91<br>X SI 92<br>0-1 ① FC2-6 3 1B 1-2f | | C SI 90<br>X SL 81<br>0-1 ③ L7 | | | 3 | 1 | 1 | 1 | 0 | 0 | 1 |
| 20 Matt Joyce, L (1, 7)<br>OBP: 0.368, SLG: 0.413<br>11 Logan Forsythe, R (8, PH)<br>OBP: 0.291, SLG: 0.346 (8, 4) | C FF 94<br>B FS 87<br>B FS 82<br>B FS 83<br>X FF 96<br>3-1 FC4 21 1B 3 1B 9 1B 2-H | C FF 95<br>D FS 84<br>F FF 95<br>F FF 97<br>F FS 85<br>C FF 97<br>1-3 ③ K | | | D SI 90<br>B SI 91<br>S SI 92<br>F SI 92<br>T SI 92<br>2-2 ② K | | | C SI 95<br>S FF 95<br>B CU 82<br>B CU 82<br>S CU 83<br>2-3 ① K | | 3<br>1 | 1<br>0 | 0<br>0 | 1<br>0 | 0<br>0 | 2<br>1 | 2<br>0 |
| 3 Evan Longoria, R (1, 5)<br>OBP: 0.325, SLG: 0.394 | B FF 94<br>C FF 94<br>C SL 82<br>F FF 96<br>B SL 82<br>B FF 95<br>X FF 96<br>3-2 21 1B 1-2 1B | | B FF 94<br>F FF 94<br>B SL 80<br>S FS 83<br>C FF 95<br>2-3 ① K | | B SI 91<br>C SI 92<br>F SI 91<br>1 SAFE<br>B CH 84<br>X SI 92<br>2-2 1-2 1B | | | B FF 96<br>X FF 95<br>1-0 21 G4-6-3 1B | | 4 | 0 | 3 | 0 | 0 | 1 | 0 |
| 21 James Loney, L (1, 3)<br>OBP: 0.333, SLG: 0.372 | F FF 94<br>C FF 96<br>B FS 85<br>F CH 85<br>X FS 85<br>1-2 ② 9 1B 1-3 2-3 1B | | X FS 82<br>0-0 ② G4-3 | | X SI 92<br>0-0 ③ G4-3 | | | X SI 96<br>0-0 ② ③ G4-6-3 1-2f | | 4 | 0 | 1 | 0 | 0 | 0 | 3 |
| 9 Wil Myers, R (1, 10)<br>OBP: 0.304, SLG: 0.342 | S SL 81<br>B FF 95<br>B FF 96<br>S SL 82<br>D FF 98<br>F SL 82<br>X FF 97<br>3-2 11 FC6-4 1-3 3-H 1B | | C FF 95<br>X FF 95<br>0-1 ③ G6-3 | | | C SI 90<br>B SI 92<br>C CH 84<br>F SI 92<br>F SL 80<br>X SL 79<br>1-2 ① F8 | | | C SL 78<br>C SL 79<br>C FF 87<br>0-3 ① K | 4 | 0 | 1 | 1 | 0 | 1 | 0 |
| 11 Yunel Escobar, R (1, 6)<br>OBP: 0.315, SLG: 0.319 | B SL 81<br>C FF 95<br>B FF 94<br>X FF 97<br>2-1 ③ FC6-4 1-2f | | | X SL 78<br>0-0 24 L6-3 1B | | C FF 92<br>B SI 92<br>B SI 92<br>X CH 84<br>2-1 ② F9 | | | X FF 87<br>0-0 2B | 4 | 0 | 2 | 0 | 0 | 0 | 2 |
| 24 Ryan Hanigan, R (1, 2)<br>OBP: 0.306, SLG: 0.320 | | C FF 93<br>B FF 91<br>C FF 94<br>F FF 95<br>B FF 96<br>F FF 95<br>X SL 80<br>2-2 E6 8 2B 18 SF9 | | B FF 94<br>1 SAFE<br>B FF 93<br>B FF 92<br>C FF 95<br>C FF 93<br>X FF 94<br>3-2 ① ② L6-3 1-1 | | S SI 91<br>B SL 80<br>B SI 92<br>X SI 92<br>2-1 ③ G4-3 | | | B SI 87<br>F SL 79<br>2 SAFE<br>F FF 88<br>S FF 88<br>1-3 ② K | 4 | 1 | 0 | 0 | 0 | 1 | 2 |
| 39 Kevin Kiermaier, L (1, 9)<br>OBP: 0.322, SLG: 0.475 | | C FF 94<br>C FF 95<br>S FF 94<br>0-3 ① K | | B FS 84<br>B FF 94<br>B FF 95<br>C FF 93<br>F FF 92<br>F FF 96<br>F FF 95<br>X FF 95<br>3-2 ③ L8 | | | X SI 90<br>0-0 ① B4-3 | | C SI 88<br>X SI 88<br>0-1 ③ G4-3 | 4 | 0 | 0 | 0 | 0 | 1 | 2 |

| | AB | R | H | RBI | BB | SO | LOB |
|---|---|---|---|---|---|---|---|
| | 35 | 3 | 9 | 3 | 0 | 8 | 12 |

| Inning Stats | | | | | | | | | | | | | | | | | | |
|---|---|---|---|---|---|---|---|---|---|---|---|---|---|---|---|---|---|---|
| | R: 2<br>E: 0<br>K: 1<br>S: 20 | H: 4<br>LOB: 2<br>BB: 0<br>P: 34 | R: 1<br>E: 1<br>K: 2<br>S: 17 | H: 1<br>LOB: 1<br>BB: 0<br>P: 23 | R: 0<br>E: 0<br>K: 1<br>S: 6 | H: 0<br>LOB: 0<br>BB: 0<br>P: 8 | R: 0<br>E: 0<br>K: 0<br>S: 9 | H: 1<br>LOB: 0<br>BB: 0<br>P: 15 | R: 0<br>E: 1<br>K: 1<br>S: 11 | H: 1<br>LOB: 2<br>BB: 0<br>P: 16 | R: 0<br>E: 0<br>K: 0<br>S: 9 | H: 0<br>LOB: 0<br>BB: 0<br>P: 14 | R: 0<br>E: 0<br>K: 0<br>S: 6 | H: 0<br>LOB: 0<br>BB: 0<br>P: 7 | R: 0<br>E: 0<br>K: 1<br>S: 5 | H: 1<br>LOB: 0<br>BB: 0<br>P: 8 | R: 0<br>E: 0<br>K: 2<br>S: 9 | H: 1<br>LOB: 1<br>BB: 0<br>P: 10 |

| | 1B: 6 | SF: 1 | WP: 1 | PA: 36 |
|---|---|---|---|---|
| | 2B: 4 | SAC: 0 | PB: 0 | |
| | 3B: 0 | DP: 2 | SB: 0 | |
| | HR: 0 | HBP: 0 | CS: 0 | |

| PITCHER | | IP | WLS | BF | H | R | ER | SO | BB | IBB | HBP | BLK | WP | HR | S | P | ERA | WHIP |
|---|---|---|---|---|---|---|---|---|---|---|---|---|---|---|---|---|---|---|
| 39 Kevin Gausman, R<br>ERA: 3.84 | (1, 1) | 4.0 | L | 18 | 6 | 3 | 2 | 4 | 0 | 0 | 0 | 0 | 1 | 0 | 52 | 80 | 4.50 | 1.500 |
| 66 T.J. McFarland, L<br>ERA: 3.1 | (5, 1) | 3.0 | | 11 | 1 | 0 | 0 | 1 | 0 | 0 | 0 | 0 | 0 | 0 | 26 | 37 | 0.00 | 0.333 |
| 29 Tommy Hunter, R<br>ERA: 3.47 | (8, 1) | 1.0 | | 3 | 1 | 0 | 0 | 1 | 0 | 0 | 0 | 0 | 0 | 0 | 5 | 8 | 0.00 | 1.000 |
| 56 Darren O'Day, R<br>ERA: 0.92 | (9, 1) | 1.0 | | 4 | 1 | 0 | 0 | 2 | 0 | 0 | 0 | 0 | 0 | 0 | 9 | 10 | 0.00 | 1.000 |

| PITCHER | | IP | WLS | BF | H | R | ER | SO | BB | IBB | HBP | BLK | WP | HR | S | P | ERA | WHIP |
|---|---|---|---|---|---|---|---|---|---|---|---|---|---|---|---|---|---|---|

| Batter | 1 | 2 | 3 | 4 | 5 | 6 | 7 | 8 | 9 | AB | R | H | RBI | BB | SO | LOB |
|---|---|---|---|---|---|---|---|---|---|---|---|---|---|---|---|---|
| 21 Nick Markakis, L (1, 9)<br>OBP: 0.344, SLG: 0.397 | F SI 87<br>X FC 83<br>0-1 ① G3 | | C KC 76<br>B SI 90<br>X SI 89<br>1-1 ② L8 | | | B KC 77<br>C SI 90<br>F SI 91<br>X FC 85<br>1-2 ② L4 | | S CH 81<br>X CH 79<br>0-1 ③ G1-3 | | 4 | 0 | 0 | 0 | 0 | 0 | 1 |
| 28 Steve Pearce, R (1, 3)<br>OBP: 0.354, SLG: 0.527 | B SI 88<br>B SI 89<br>B SI 89<br>C SI 89<br>B SI 89<br>4-1 BB | | C FC 85<br>B FC 86<br>X SI 91<br>1-1 ③ L9 | | | B KC 76<br>F FC 84<br>B FC 84<br>X FC 84<br>2-1 10 S 1B | | | F FF 94<br>F FF 96<br>F SI 96<br>B FF 95<br>S FF 95<br>1-3 ① K | 3 | 0 | 1 | 0 | 1 | 1 | 0 |
| 10 Adam Jones, R (1, 8)<br>OBP: 0.314, SLG: 0.474 | C KC 74<br>C SI 90<br>S KC 76<br>0-3 ② K | | | S CH 78<br>B FC 85<br>C KC 76<br>X SI 90<br>1-2 ① P2 | | S KC 76<br>F FC 84<br>D KC 76<br>S KC 77<br>1-3 ③ K<br>1-2 | | | B FF 95<br>F FF 94<br>X SI 96<br>1-1 ② F9 | 4 | 0 | 0 | 0 | 0 | 2 | 2 |
| 23 Nelson Cruz, R (1, 7)<br>OBP: 0.322, SLG: 0.508 | B SI 90<br>C FC 83<br>F FC 83<br>X SI 91<br>1-2 ③ P6 | | | B SI 90<br>X FC 84<br>1-0 ② G1-3 | | | F SI 88<br>B SI 90<br>F SI 89<br>B FC 85<br>B FC 85<br>F SI 91<br>S KC 77<br>3-3 ① K | | B SI 95<br>X FF 93<br>1-0 ③ G6-3 | 4 | 0 | 0 | 0 | 0 | 1 | 1 |
| 27 Delmon Young, R (1, 10)<br>OBP: 0.338, SLG: 0.447 | | C KC 75<br>B SI 90<br>B SI 89<br>S FC 84<br>X SI 91<br>2-2 ① G4-3 | | X FC 84<br>0-0 ③ G5-3 | | | B FC 84<br>B SI 91<br>X FC 84<br>2-0 ② G4-3 | | | 3 | 0 | 0 | 0 | 0 | 0 | 0 |
| 2 J.J. Hardy, R (1, 6)<br>OBP: 0.315, SLG: 0.391 | | C SI 89<br>X SI 90<br>0-1 ② F8 | | | C SI 87<br>C KC 74<br>F FC 85<br>B FC 85<br>F SI 90<br>S KC 79<br>1-3 ① K2-3 | | C SI 89<br>S FC 84<br>B FC 86<br>B FC 84<br>X KC 77<br>2-2 ③ L7 | | | 3 | 0 | 0 | 0 | 0 | 1 | 0 |
| 19 Chris Davis, L (1, 5)<br>OBP: 0.291, SLG: 0.397 | | B KC 78<br>B FC 85<br>C SI 90<br>X SI 91<br>2-1 HR | | | B SI 91<br>X KC 76<br>1-0 ② G1-3 | | | C FF 94<br>S FF 94<br>B FF 95<br>S FF 95<br>1-3 ① K | | 3 | 1 | 1 | 1 | 0 | 1 | 0 |
| 36 Caleb Joseph, R (1, 2)<br>OBP: 0.286, SLG: 0.404 | | C SI 90<br>C KC 76<br>T SI 91<br>0-2 ③ K | | | B KC 75<br>C KC 76<br>X KC 76<br>1-1 ③ P3 | | | X FF 94<br>0-0 ② F9 | | 3 | 0 | 0 | 0 | 0 | 1 | 0 |
| 6 Jonathan Schoop, R (1, 4)<br>OBP: 0.251, SLG: 0.353 | | | C SI 88<br>F KC 75<br>S FC 84<br>0-3 ① K | | | F FC 82<br>F SI 89<br>B FC 86<br>B KC 77<br>X KC 76<br>2-2 ① F9 | | B FF 95<br>F FF 94<br>X CH 81<br>1-1 E5 | | 3 | 0 | 0 | 0 | 0 | 1 | 0 |
| Inning Stats | R: 0 E: 0 K: 1 S: 9<br>H: 0 LOB: 1 BB: 1 P: 14 | R: 1 E: 0 K: 1 S: 10<br>H: 1 LOB: 0 BB: 0 P: 14 | R: 0 E: 0 K: 1 S: 7<br>H: 0 LOB: 0 BB: 0 P: 9 | R: 0 E: 0 K: 0 S: 5<br>H: 0 LOB: 0 BB: 0 P: 7 | R: 0 E: 0 K: 1 S: 8<br>H: 0 LOB: 0 BB: 0 P: 11 | R: 0 E: 0 K: 1 S: 11<br>H: 1 LOB: 1 BB: 0 P: 17 | R: 0 E: 0 K: 1 S: 8<br>H: 0 LOB: 0 BB: 0 P: 15 | R: 0 E: 1 K: 1 S: 8<br>H: 0 LOB: 1 BB: 0 P: 10 | R: 0 E: 0 K: 1 S: 7<br>H: 0 LOB: 0 BB: 0 P: 10 | 1B: 1 2B: 0 3B: 0 HR: 1<br>SF: 0 SAC: 0 DP: 0 HBP: 0 | | | | | | |

| PITCHER | | IP | WLS | BF | H | R | ER | SO | BB | IBB | HBP | BLK | WP | HR | S | P | ERA | WHIP |
|---|---|---|---|---|---|---|---|---|---|---|---|---|---|---|---|---|---|---|
| 33 Drew Smyly, L<br>ERA: 3.31 | (1, 1) | 7.0 | W | 24 | 2 | 1 | 1 | 6 | 1 | 0 | 0 | 0 | 0 | 1 | 58 | 87 | 1.29 | 0.429 |
| 26 Brad Boxberger, R<br>ERA: 2.05 | (8, 1) | 1.0 | H | 4 | 0 | 0 | 0 | 1 | 0 | 0 | 0 | 0 | 0 | 0 | 8 | 10 | 0.00 | 0.000 |
| 57 Jake McGee, L<br>ERA: 1.31 | (9, 1) | 1.0 | S | 3 | 0 | 0 | 0 | 1 | 0 | 0 | 0 | 0 | 0 | 0 | 7 | 10 | 0.00 | 0.000 |

| PITCHER | IP | WLS | BF | H | R | ER | SO | BB | IBB | HBP | BLK | WP | HR | S | P | ERA | WHIP |
|---|---|---|---|---|---|---|---|---|---|---|---|---|---|---|---|---|---|

# BOTTOM

## Tampa Bay Rays @ Baltimore Orioles

Oriole Park at Camden Yards, Baltimore, MD

Wed Aug 27 2014, 7:10 PM - 9:53 PM EDT

Att. 20,762 - Clear - 87 F

livebaseballscorecards.com

| | |
|---|---|
| AB | 30 |
| R | 1 |
| H | 2 |
| RBI | 1 |
| BB | 1 |
| SO | 8 |
| LOB | 4 |

# Tampa Bay Rays @ Baltimore Orioles

Oriole Park at Camden Yards, Baltimore, MD

Thu Aug 28 2014, 7:08 PM - 10:33 PM EDT

Att. 16,915 - Clear - 80 F

livebaseballscorecards.com

| Batter | 1 | 2 | 3 | 4 | 5 | 6 | 7 | 8 | 9 | AB | R | H | RBI | BB | SO | LOB |
|---|---|---|---|---|---|---|---|---|---|---|---|---|---|---|---|---|
| 8 Desmond Jennings, R (1, 8)<br>OBP: 0.319, SLG: 0.378 | B FF 94<br>S SL 86<br>X FF 93<br>1-1<br>18<br>G4-3<br>20<br>SF8<br>2B | B SL 85<br>X SL 87<br>1-0 ②<br>G1-3 | | | B FF 93<br>X SL 85<br>1-0 ①<br>G6-3 | | B FF 94<br>S FF 93<br>B SL 86<br>F SL 85<br>X FF 94<br>2-2<br>11<br>G6-3<br>1B | | | 4 | 1 | 2 | 0 | 0 | 0 | 0 |
| 18 Ben Zobrist, S (1, 4) (7, 7)<br>OBP: 0.364, SLG: 0.417 | B SI 94<br>B FF 94<br>C FF 94<br>F CH 86<br>F SI 95<br>X CH 86<br>2-2 ①<br>G4-3<br>2-3 | B FF 94<br>B FF 93<br>B FF 94<br>C FF 94<br>B FF 94<br>4-1<br>BB | | | C FF 93<br>X FF 94<br>0-1<br>20<br>1B<br>3<br>SF8<br>1B | | C SI 92<br>S FS 85<br>F FS 85<br>F SI 93<br>B FS 84<br>B FF 92<br>1 SAFE<br>B FF 93<br>F FF 94<br>3-2 ①<br>F FS 86<br>F FF 94<br>X SL 93<br>F7 | | | 3 | 1 | 1 | 0 | 1 | 0 | 2 |
| 20 Matt Joyce, L (1, 7)<br>OBP: 0.368, SLG: 0.414<br>11 Logan Forsythe, R (7, PH) (7, 4)<br>OBP: 0.290, SLG: 0.345 | B SL 88<br>F FF 94<br>F SL 91<br>X FF 95<br>1-2 ②<br>SF8<br>3-H | B CH 85<br>C FF 94<br>D SL 91<br>1 SAFE<br>B CH 86<br>F SI 94<br>X FF 94<br>3-2 ③<br>G1-3 | | | B FF 93<br>B CH 87<br>X SL 90<br>2-0<br>21<br>2B<br>1-3<br>1B | | B FF 92<br>F FF 92<br>1 SAFE<br>B SL 84<br>X FF 93<br>2-1 ②③<br>G6-3<br>1-2f | | | 2<br>1 | 1<br>0 | 1<br>0 | 1<br>0 | 0<br>0 | 0<br>0 | 1<br>1 |
| 3 Evan Longoria, R (1, 5)<br>OBP: 0.325, SLG: 0.399 | B FF 93<br>B FF 93<br>X FF 93<br>2-0<br>HR | C FF 94<br>S FF 95<br>F SL 88<br>B SL 87<br>B FF 95<br>C SL 88<br>2-3 ①<br>K | | | X SL 88<br>0-0 ②<br>SF8<br>3-H | | | B FF 94<br>B SL 84<br>C SL 82<br>B FF 94<br>X FF 93<br>3-1 ①<br>P3 | | 3 | 1 | 1 | 2 | 0 | 1 | 0 |
| 21 James Loney, L (1, 3)<br>OBP: 0.335, SLG: 0.375 | B FF 93<br>C FF 93<br>F SL 88<br>X FF 93<br>1-2<br>11<br>HBP<br>9<br>BB<br>1B | B CH 86<br>F CH 86<br>C FF 95<br>F SI 95<br>F SI 95<br>X SL 88<br>1-2 ②<br>F8 | | | 1 SAFE<br>X FF 94<br>0-0<br>1-H<br>2B | | | C SL 82<br>B SL 84<br>S SL 82<br>S SL 84<br>1-3 ②<br>K | | 4 | 0 | 2 | 1 | 0 | 1 | 0 |
| 9 Wil Myers, R (1, 10)<br>OBP: 0.303, SLG: 0.338 | S SL 89<br>B SL 88<br>C SL 88<br>B FF 95<br>F FF 94<br>D SL 88<br>F SL 89<br>B FF 94<br>4-2<br>11<br>HBP<br>1-2<br>BB | C FF 95<br>S CH 86<br>B FF 95<br>S SL 88<br>1-3 ③<br>K | | | C FF 94<br>X SL 88<br>0-1 ③<br>G6-3 | | | X FF 94<br>0-0 ③<br>F9 | | 3 | 0 | 0 | 0 | 1 | 1 | 1 |
| 11 Yunel Escobar, R (1, 6)<br>OBP: 0.315, SLG: 0.317 | C SL 87<br>B FF 93<br>B FF 94<br>B SL 87<br>H FF 94<br>4-1<br>28<br>FC6-4<br>1-2<br>2-3<br>HBP | | | B FF 92<br>X FF 93<br>1-0 ①<br>G6-3 | | B SL 86<br>C SL 87<br>X FF 92<br>1-1 ①<br>G6-3 | | | B SI 96<br>X SI 95<br>1-0 ①<br>G6-3 | 3 | 0 | 0 | 0 | 0 | 0 | 0 |
| 28 José Molina, R (1, 2)<br>OBP: 0.236, SLG: 0.192<br>5 Brandon Guyer, R (9, PH)<br>OBP: 0.336, SLG: 0.364 | X FF 94<br>0-0 ③<br>FC6-4<br>1-2f | | | F FF 92<br>F FF 93<br>C FF 93<br>0-3 ②<br>K | | F FF 93<br>F FF 92<br>F SL 88<br>F SL 84<br>X FF 94<br>0-2 ②<br>G4-3 | | | B SI 96<br>C SI 95<br>F SI 96<br>B SI 96<br>X SI 96<br>2-2 ②<br>G5-3 | 3<br>1 | 0<br>0 | 0<br>0 | 0<br>0 | 0<br>0 | 1<br>0 | 3<br>0 |
| 39 Kevin Kiermaier, L (1, 9)<br>OBP: 0.319, SLG: 0.469<br>1 Sean Rodríguez, R (9, PH)<br>OBP: 0.273, SLG: 0.470 | | C FF 93<br>F FF 94<br>S SL 89<br>0-3 ①<br>K | | S CH 86<br>B FF 94<br>F FF 94<br>F FF 95<br>F FF 94<br>B CH 87<br>S SL 89<br>2-3 ③<br>K | | F FF 93<br>B SI 93<br>X CH 87<br>1-1 ③<br>G1-3 | | | X SI 96<br>0-0 ③<br>G4-3 | 3<br>1 | 0<br>0 | 0<br>0 | 0<br>0 | 0<br>0 | 2<br>0 | 0<br>0 |
| Inning Stats | R: 2<br>E: 0<br>K: 0<br>S: 19<br>H: 3<br>LOB: 3<br>BB: 1<br>P: 34 | R: 0<br>E: 0<br>K: 1<br>S: 8<br>H: 0<br>LOB: 1<br>BB: 1<br>P: 16 | R: 0<br>E: 0<br>K: 2<br>S: 12<br>H: 0<br>LOB: 0<br>BB: 0<br>P: 16 | R: 0<br>E: 0<br>K: 2<br>S: 9<br>H: 0<br>LOB: 0<br>BB: 0<br>P: 12 | R: 2<br>E: 0<br>K: 0<br>S: 8<br>H: 3<br>LOB: 1<br>BB: 0<br>P: 11 | R: 0<br>E: 0<br>K: 0<br>S: 9<br>H: 0<br>LOB: 0<br>BB: 0<br>P: 11 | R: 0<br>E: 0<br>K: 0<br>S: 13<br>H: 1<br>LOB: 0<br>BB: 0<br>P: 20 | R: 0<br>E: 0<br>K: 1<br>S: 6<br>H: 0<br>LOB: 0<br>BB: 0<br>P: 10 | R: 0<br>E: 0<br>K: 0<br>S: 5<br>H: 0<br>LOB: 0<br>BB: 0<br>P: 8 | 1B: 4<br>2B: 2<br>3B: 0<br>HR: 1 | SF: 2<br>SAC: 0<br>DP: 1<br>HBP: 1 | | | WP: 0<br>PB: 0<br>SB: 0<br>CS: 0 | PA: 36 | | |

| PITCHER | | IP | WLS | BF | H | R | ER | SO | BB | IBB | HBP | BLK | WP | HR | S | P | ERA | WHIP |
|---|---|---|---|---|---|---|---|---|---|---|---|---|---|---|---|---|---|---|
| 25 Bud Norris, R<br>ERA: 4.0 | (1, 1) | 6.0 | | 27 | 6 | 4 | 4 | 5 | 2 | 0 | 1 | 0 | 0 | 1 | 65 | 100 | 6.00 | 1.333 |
| 35 Brad Brach, R<br>ERA: 2.45 | (7, 1) | 0.1 | | 2 | 1 | 0 | 0 | 0 | 0 | 0 | 0 | 0 | 0 | 0 | 11 | 16 | 0.00 | 3.000 |
| 48 Andrew Miller, L<br>ERA: 2.03 | (7, 1) | 1.2 | W | 4 | 0 | 0 | 0 | 1 | 0 | 0 | 0 | 0 | 0 | 0 | 8 | 14 | 0.00 | 0.000 |
| 53 Zack Britton, L<br>ERA: 1.95 | (9, 1) | 1.0 | S | 3 | 0 | 0 | 0 | 0 | 0 | 0 | 0 | 0 | 0 | 0 | 5 | 8 | 0.00 | 0.000 |

| PITCHER | IP | WLS | BF | H | R | ER | SO | BB | IBB | HBP | BLK | WP | HR | S | P | ERA | WHIP |
|---|---|---|---|---|---|---|---|---|---|---|---|---|---|---|---|---|---|

| | |
|---|---|
| AB | 31 |
| R | 4 |
| H | 7 |
| RBI | 4 |
| BB | 2 |
| SO | 6 |
| LOB | 8 |

# Tampa Bay Rays @ Baltimore Orioles

Oriole Park at Camden Yards, Baltimore, MD

Thu Aug 28 2014, 7:08 PM - 10:33 PM EDT

Att. 16,915 - Clear - 80 F

BOTTOM

livebaseballscorecards.com

| Batter | 1 | 2 | 3 | 4 | 5 | 6 | 7 | 8 | 9 | AB | R | H | RBI | BB | SO | LOB |
|---|---|---|---|---|---|---|---|---|---|---|---|---|---|---|---|---|
| 21 Nick Markakis, L (1, 9)<br>OBP: 0.343, SLG: 0.396 | X SI 89<br>0-0 ① G3 | B FF 90<br>C FF 89<br>C FF 91<br>S CU 77<br>1-3 ② K | | D CH 80<br>1 SAFE<br>1-0 ③ CS<br>1-2 | B FF 89<br>S FF 90<br>X CU 75<br>1-1 10 1B 28 BB 19 FC3-6 1B | C FF 90<br>C FF 92<br>1 SAFE<br>X FF 91<br>0-2 ③ P6 | | C CU 78<br>C FF 90<br>B FS 81<br>X FS 80<br>1-2 ② P5 | | 5 | 1 | 1 | 0 | 0 | 1 | 3 |
| 28 Steve Pearce, R (1, 3)<br>OBP: 0.355, SLG: 0.534 | C FF 89<br>S CH 82<br>B CH 82<br>X CH 77<br>1-2 HR | B SI 89<br>B SI 90<br>X SI 90<br>2-0 ③ G1-3 | | | C FF 90<br>B CU 77<br>D CH 82<br>B FF 91<br>B SI 90<br>4-1 10 1B 19 E<br>1-2 BB | | B FF 93<br>S FF 92<br>F FF 92<br>S FF 93<br>1-3 ① K | B FC 85<br>B FC 85<br>C FF 90<br>D FF 90<br>C FS 80<br>F FS 80<br>F FF 89<br>S FF 90<br>3-3 ③ K | | 4 | 2 | 1 | 1 | 1 | 2 | 2 |
| 10 Adam Jones, R (1, 8)<br>OBP: 0.317, SLG: 0.475 | B SI 89<br>F CU 75<br>X CU 76<br>1-1 23 1B 19 S 1B | | B SI 89<br>S CH 81<br>B SI 88<br>F SI 90<br>B CH 82<br>B CH 82<br>4-2 19 F7 23 E BB | | B SI 90<br>F CU 78<br>X CH 81<br>1-1 19 FC3-6<br>1-2<br>2-3 1B | | C KC 74<br>C KC 76<br>X SL 81<br>0-2 ② P3 | | | 3 | 1 | 2 | 0 | 1 | 0 | 0 |
| 23 Nelson Cruz, R (1, 7)<br>OBP: 0.324, SLG: 0.510 | B FF 90<br>C SI 89<br>F SI 90<br>X FF 91<br>1-2 2 1B 19 S<br>1-3 1B | | F CH 82<br>S CH 80<br>B SI 90<br>D CU 77<br>F CH 82<br>X SI 90<br>2-2 FC6 2 L6-3<br>1-2 | | D FF 89<br>X SI 90<br>1-0 ① L6 | | S SL 85<br>B KC 78<br>B SL 83<br>X FF 93<br>2-1 2 1B 2B | | | 4 | 1 | 2 | 0 | 0 | 0 | 4 |
| 19 Chris Davis, L (1, 5)<br>OBP: 0.291, SLG: 0.394<br>3 Ryan Flaherty, L (8, 5)<br>OBP: 0.261, SLG: 0.305 | C FF 92<br>S CU 76<br>B FF 90<br>D CU 77<br>X FF 91<br>2-2 ② L4<br>1-2<br>3-H | | C SI 90<br>D CH 81<br>B CH 80<br>X SI 90<br>2-1 ① F7<br>2-3 | | B FF 91<br>X FF 91<br>1-0 ② FC3-6<br>1-2f<br>2-H<br>3-H | | I IN 70<br>I IN 72<br>I IN 71<br>I IN 72<br>4-0 2 1B IBB | | | 3<br>0 | 0<br>0 | 0<br>0 | 1<br>0 | 1<br>0 | 0<br>0 | 4<br>0 |
| 2 J.J. Hardy, R (1, 6)<br>OBP: 0.317, SLG: 0.392 | C FF 89<br>D CH 83<br>S CH 82<br>B FF 91<br>F CH 83<br>X FF 90<br>2-2 2-3 1B | | B SI 90<br>C CH 81<br>C SI 90<br>F CH 82<br>X CU 78<br>1-2 ② ③ L6-3<br>1-1 | | C FF 91<br>F FC 86<br>F FF 90<br>1 SAFE<br>F FF 91<br>C CU 75<br>0-3 ③ K | | S SL 84<br>D SL 86<br>X SL 84<br>1-1 27 FC5-4<br>1-3<br>2-H 1B | | | 4 | 0 | 2 | 1 | 0 | 1 | 3 |
| 45 Steve Clevenger, L (1, 10)<br>OBP: 0.289, SLG: 0.364<br>27 Delmon Young, R (6, PH)<br>OBP: 0.340, SLG: 0.445<br>(7, 10) | C CU 72<br>S FF 91<br>B CH 82<br>B FF 92<br>B FF 91<br>F CH 82<br>S CH 83<br>3-3 ③ K | | | B CU 72<br>S CH 80<br>C CU 76<br>B CH 81<br>X CH 81<br>2-2 ① P5 | | B FC 85<br>B CH 80<br>B FF 89<br>B FF 88<br>4-0 BB | F FS 79<br>B FF 89<br>X FS 80<br>1-1 ③ FC5-4<br>1-2f | | 2<br>1 | 0<br>0 | 0<br>0 | 0<br>0 | 0<br>1 | 1<br>0 | 2<br>2 |
| 36 Caleb Joseph, R (1, 2)<br>OBP: 0.290, SLG: 0.406 | | X CH 79<br>0-0 ① G6-3 | | C CU 71<br>X FF 90<br>0-1 21 CS 1B | | F SI 89<br>B FC 86<br>F FC 85<br>C CU 74<br>1-3 ① K | | C FF 89<br>S FC 85<br>F FF 90<br>F FS 81<br>X FS 81<br>0-2 6 SH3 1B | | 4 | 0 | 2 | 0 | 0 | 1 | 1 |
| 6 Jonathan Schoop, R (1, 4)<br>OBP: 0.251, SLG: 0.355 | | B FF 89<br>B SI 89<br>S CH 79<br>X CH 80<br>2-1 2B | | B SI 90<br>S CU 77<br>B SI 90<br>X FF 89<br>2-1 ② P4 | | C FF 91<br>C FF 90<br>1 SAFE<br>S CU 76<br>0-3 ② K | | X FF 87<br>0-0 ① SH3<br>1-2 | | 3 | 0 | 1 | 0 | 0 | 1 | 2 |
| Inning Stats | R: 2<br>E: 0<br>K: 1<br>S: 20<br>H: 4<br>LOB: 2<br>BB: 0<br>P: 30 | R: 0<br>E: 0<br>K: 1<br>S: 7<br>H: 1<br>LOB: 1<br>BB: 0<br>P: 12 | R: 0<br>E: 1<br>K: 0<br>S: 12<br>H: 0<br>LOB: 1<br>BB: 1<br>P: 21 | R: 0<br>E: 0<br>K: 0<br>S: 7<br>H: 1<br>LOB: 0<br>BB: 0<br>P: 12 | R: 2<br>E: 1<br>K: 1<br>S: 12<br>H: 2<br>LOB: 1<br>BB: 1<br>P: 20 | R: 0<br>E: 0<br>K: 2<br>S: 9<br>H: 0<br>LOB: 1<br>BB: 1<br>P: 14 | R: 1<br>E: 0<br>K: 1<br>S: 12<br>H: 2<br>LOB: 2<br>BB: 1<br>P: 21 | R: 0<br>E: 0<br>K: 1<br>S: 14<br>H: 1<br>LOB: 1<br>BB: 0<br>P: 18 | | 1B: 8<br>2B: 3<br>3B: 0<br>HR: 1<br>SF: 0<br>SAC: 1<br>DP: 1<br>HBP: 0 | | | | | | |

| | AB | 33 |
|---|---|---|
| | R | 5 |
| | H | 11 |
| | RBI | 3 |
| | BB | 4 |
| | SO | 7 |
| | LOB | 23 |

WP: 0 PB: 0 SB: 2 CS: 1 PA: 39

| PITCHER | | IP | WLS | BF | H | R | ER | SO | BB | IBB | HBP | BLK | WP | HR | S | P | ERA | WHIP |
|---|---|---|---|---|---|---|---|---|---|---|---|---|---|---|---|---|---|---|
| 58 Jeremy Hellickson, R<br>ERA: 2.98 | (1, 1) | 4.1 | | 22 | 8 | 4 | 3 | 2 | 2 | 0 | 0 | 0 | 0 | 1 | 52 | 88 | 6.23 | 2.308 |
| 38 Jeff Beliveau, L<br>ERA: 1.69 | (5, 1) | 1.2 | | 6 | 0 | 0 | 0 | 3 | 1 | 0 | 0 | 0 | 0 | 0 | 15 | 21 | 0.00 | 0.600 |
| 49 Kirby Yates, R<br>ERA: 3.54 | (7, 1) | 0.2 | L | 5 | 2 | 1 | 1 | 1 | 0 | 1 | 0 | 0 | 0 | 0 | 10 | 18 | 13.50 | 3.000 |
| 62 Joel Peralta, R<br>ERA: 3.76 | (7, 1) | 1.1 | | 5 | 1 | 0 | 0 | 1 | 0 | 0 | 0 | 0 | 0 | 0 | 16 | 21 | 0.00 | 0.750 |

| PITCHER | IP | WLS | BF | H | R | ER | SO | BB | IBB | HBP | BLK | WP | HR | S | P | ERA | WHIP |
|---|---|---|---|---|---|---|---|---|---|---|---|---|---|---|---|---|---|

# Boston Red Sox @ Tampa Bay Rays

Tropicana Field, St. Petersburg, FL

Fri Aug 29 2014, 7:13 PM - 10:45 PM EDT

Att. 16,107 - Dome - 72 F

TOP

livebaseballscorecards.com

| Batter | 1 | 2 | 3 | 4 | 5 | 6 | 7 | 8 | 9 | AB | R | H | RBI | BB | SO | LOB |
|---|---|---|---|---|---|---|---|---|---|---|---|---|---|---|---|---|
| 26 Brock Holt, L (1, 6) OBP: 0.343, SLG: 0.390 | B FF 91<br>B FF 93<br>C FF 92<br>B FF 93<br>C FF 93<br>X FF 92<br>3-2<br>15 BB<br>52 1B<br>1B | C FF 94<br>B CH 88<br>F FF 94<br>F SL 87<br>X CH 87<br>1-2<br>34 FC3-6<br>1B | C FF 92<br>B SL 84<br>B FF 93<br>F FF 92<br>C SL 86<br>2-3 ① K | | C FF 90<br>C FF 89<br>F SL 83<br>S FF 90<br>0-3 ② K | | F FF 90<br>F FF 90<br>F FF 90<br>F FF 90<br>D CU 72<br>F CU 71<br>S FF 90<br>1-3 ② K | | | 5 | 1 | 2 | 0 | 0 | 3 | 3 |
| 15 Dustin Pedroia, R (1, 4) OBP: 0.341, SLG: 0.380 | B FF 93<br>C FF 92<br>1 SAFE<br>B SL 85<br>B SL 85<br>B FF 94<br>4-1<br>52 1B<br>29 1B<br>1-2<br>BB | 1 SAFE<br>C FF 94<br>B FF 94<br>1 SAFE<br>F FF 94<br>X FF 95<br>1-2 ① L9 | C FF 95<br>X SL 86<br>0-1 ② G1-3 | | F FF 89<br>B CH 84<br>X FF 90<br>1-1 ③ F8 | | C FF 91<br>B SL 84<br>B FF 90<br>F FF 91<br>C FF 91<br>2-3 ③ K | | | 4 | 1 | 0 | 0 | 1 | 1 | 4 |
| 34 David Ortiz, L (1, 10) OBP: 0.362, SLG: 0.520 | D SL 87<br>X SL 87<br>1-0 ① F8 | B FF 94<br>S FF 94<br>X FF 95<br>1-1 ② FC3-6<br>52 2B<br>1-2f | B CH 87<br>C FF 96<br>F CH 86<br>F FF 96<br>F FF 97<br>F FF 98<br>X FF 98<br>1-2<br>1B | | | B CU 70<br>X CU 71<br>1-0 ① G4-3 | | C FF 90<br>B SL 84<br>C FF 91<br>S CU 81<br>1-3 ① K | | 5 | 1 | 1 | 0 | 0 | 1 | 3 |
| 52 Yoenis Cespedes, R (1, 7) OBP: 0.303, SLG: 0.467 | B FF 95<br>X FF 94<br>1-0<br>50 E<br>29 1B<br>16 1B<br>1-3<br>2-H<br>1B | B FF 95<br>F SL 87<br>X FF 95<br>1-1<br>29 HBP<br>50 HR<br>2-H<br>2B | X FF 94<br>0-0 ③ L6 | | | B FF 89<br>S FF 89<br>C FF 90<br>B FF 90<br>X FF 90<br>2-2 ② F9 | | C FF 91<br>X CU 82<br>0-1 ② G4-3 | | 5 | 2 | 2 | 2 | 0 | 0 | 1 |
| 12 Mike Napoli, R (1, 3) OBP: 0.375, SLG: 0.431 | C FF 95<br>F FF 95<br>S SL 88<br>0-3 ② K | B SL 89<br>S FF 95<br>B SL 87<br>B SL 87<br>C FF 96<br>D FF 97<br>4-2<br>29 HBP<br>50 HR<br>BB | | S FF 94<br>B FF 94<br>B FF 95<br>B SL 85<br>S FF 94<br>X FF 94<br>3-2 ① L8 | | X FF 89<br>0-0 ③ G4-3 | | C SL 85<br>B CU 79<br>C SL 83<br>S SL 83<br>1-3 ③ K | | 4 | 1 | 0 | 0 | 1 | 2 | 2 |
| 29 Daniel Nava, S (1, 9) OBP: 0.340, SLG: 0.341 | C FF 95<br>F FF 95<br>F SL 88<br>X SL 89<br>0-2<br>16 1B<br>50 E<br>1-2<br>3-H<br>1B | C FF 95<br>B FF 94<br>C FF 96<br>B FF 95<br>B SL 88<br>H SL 87<br>4-2<br>50 HR<br>1-2<br>2-3<br>HBP | | C FF 94<br>B CH 88<br>X CH 86<br>1-1<br>1B | | | B FF 88<br>X FF 89<br>1-0<br>55 S<br>50 1B<br>1B | | B FF 90<br>C FF 89<br>C FF 91<br>C FF 90<br>1-3 ① K | 4 | 1 | 3 | 1 | 0 | 1 | 0 |
| 50 Mookie Betts, R (1, 8) OBP: 0.337, SLG: 0.418 | C FF 95<br>C SL 89<br>X SL 89<br>0-2<br>E1<br>16 1B<br>1-2<br>2-3 | B SL 86<br>X FF 94<br>1-0<br>1-H<br>2-H<br>3-H<br>HR | | B FF 93<br>B FF 92<br>X FF 93<br>2-0 ② F8 | | | C FF 88<br>S SI 88<br>X FF 89<br>0-2<br>55 BB<br>1-2<br>1B | | B FC 89<br>C FF 91<br>X FF 90<br>1-1 ② F8 | 5 | 1 | 2 | 4 | 0 | 0 | 3 |
| 16 Will Middlebrooks, R (1, 5)<br>72 Carlos Rivero, R (9, PH)<br>(9, 5) OBP: 0.270, SLG: 0.291 | B FF 95<br>C FF 94<br>X FF 95<br>1-1<br>1-2<br>2-3<br>3-H<br>1B | C FF 96<br>X SL 87<br>0-1<br>1B | | D FF 95<br>C SL 86<br>B FF 94<br>B FF 95<br>X FF 94<br>3-1 ③ P4 | | | F FF 90<br>C FF 89<br>S SL 84<br>0-3 ① K | | B FF 91<br>F FF 91<br>B SL 83<br>B FF 91<br>S FF 91<br>F FF 91<br>B SL 84<br>4-2<br>BB | 4<br>0 | 0<br>0 | 2<br>0 | 1<br>0 | 0<br>1 | 1<br>0 | 3<br>0 |
| 55 Christian Vázquez, R (1, 2) OBP: 0.283, SLG: 0.264 | C SL 86<br>X SL 87<br>0-1 ③ G4-3 | C FF 94<br>C FF 96<br>B FF 97<br>S SL 88<br>1-3 ③ K | | | B FF 88<br>C FF 89<br>F FF 90<br>F SL 83<br>B FF 90<br>S FF 90<br>2-3 ① K | | F FF 89<br>F SL 84<br>B FF 90<br>B SL 84<br>F FF 91<br>1 SAFE<br>1 SAFE<br>D SL 85<br>1 SAFE<br>4-2<br>B FF 90<br>1-2<br>2-3<br>BB | | S FF 91<br>B FF 90<br>X SL 83<br>1-1 ③ G5-3 | 4 | 0 | 0 | 0 | 1 | 2 | 5 |
| Inning Stats | R: 3<br>E: 1<br>K: 1<br>S: 20<br>H: 4<br>LOB: 3<br>BB: 1<br>P: 30 | R: 5<br>E: 1<br>K: 1<br>S: 21<br>H: 4<br>LOB: 1<br>BB: 1<br>P: 35 | R: 0<br>E: 0<br>K: 1<br>S: 13<br>H: 1<br>LOB: 1<br>BB: 0<br>P: 16 | R: 0<br>E: 0<br>K: 0<br>S: 8<br>H: 1<br>LOB: 1<br>BB: 0<br>P: 17 | R: 0<br>E: 0<br>K: 2<br>S: 10<br>H: 0<br>LOB: 0<br>BB: 0<br>P: 13 | R: 0<br>E: 0<br>K: 0<br>S: 5<br>H: 0<br>LOB: 0<br>BB: 0<br>P: 8 | R: 0<br>E: 0<br>K: 3<br>S: 19<br>H: 2<br>LOB: 3<br>BB: 1<br>P: 27 | R: 0<br>E: 0<br>K: 2<br>S: 8<br>H: 0<br>LOB: 0<br>BB: 0<br>P: 10 | R: 0<br>E: 0<br>K: 1<br>S: 10<br>H: 0<br>LOB: 1<br>BB: 1<br>P: 17 | 1B: 10<br>2B: 1<br>3B: 0<br>HR: 1 | SF: 0<br>SAC: 0<br>DP: 0<br>HBP: 1 | | | WP: 0<br>PB: 0<br>SB: 1<br>CS: 0 | PA: 45 | | |

| | AB | 40 |
|---|---|---|
| | R | 8 |
| | H | 12 |
| | RBI | 8 |
| | BB | 4 |
| | SO | 11 |
| | LOB | 24 |

| PITCHER | | IP | WLS | BF | H | R | ER | SO | BB | IBB | HBP | BLK | WP | HR | S | P | ERA | WHIP |
|---|---|---|---|---|---|---|---|---|---|---|---|---|---|---|---|---|---|---|
| 22 Chris Archer, R<br>ERA: 3.4 | (1, 1) | 4.0 | L | 26 | 10 | 8 | 7 | 3 | 2 | 0 | 1 | 0 | 0 | 1 | 62 | 98 | 15.75 | 3.000 |
| 27 Cesár Ramos, L<br>ERA: 3.53 | (5, 1) | 3.0 | | 12 | 2 | 0 | 0 | 5 | 1 | 0 | 0 | 0 | 0 | 0 | 34 | 48 | 0.00 | 1.000 |
| 50 Grant Balfour, R<br>ERA: 5.33 | (8, 1) | 2.0 | | 7 | 0 | 0 | 0 | 3 | 1 | 0 | 0 | 0 | 0 | 0 | 18 | 27 | 0.00 | 0.500 |

| PITCHER | | IP | WLS | BF | H | R | ER | SO | BB | IBB | HBP | BLK | WP | HR | S | P | ERA | WHIP |
|---|---|---|---|---|---|---|---|---|---|---|---|---|---|---|---|---|---|---|

# Boston Red Sox @ Tampa Bay Rays

Tropicana Field, St. Petersburg, FL

Fri Aug 29 2014, 7:13 PM - 10:45 PM EDT

Att. 16,107 - Dome - 72 F

## BOTTOM

| Batter | 1 | 2 | 3 | 4 | 5 | 6 | 7 | 8 | 9 | AB | R | H | RBI | BB | SO | LOB |
|---|---|---|---|---|---|---|---|---|---|---|---|---|---|---|---|---|
| 5 Brandon Guyer, R (1, 7)<br>OBP: 0.342, SLG: 0.382 | C FF 91<br>B FF 92<br>B FF 91<br>B FF 91<br>F FF 90<br>T FF 89<br>3-2 ① K | C CU 80<br>F FF 93<br>T FF 93<br>0-2 ③ K | | | B FF 92<br>F FF 92<br>B FF 92<br>S FF 92<br>B FF 92<br>F FF 91<br>X FF 91<br>3-2<br>1-H HR | | C SI 89<br>B SL 85<br>L CH 77<br>B FF 89<br>B CH 78<br>B SL 83<br>4-2 BB | | X FF 89<br>0-0<br>2-H 3 DI 1B | 4 | 1 | 2 | 3 | 1 | 2 | 2 |
| 18 Ben Zobrist, S (1, 4)<br>OBP: 0.361, SLG: 0.412 | B FF 92<br>C FF 91<br>X FF 92<br>1-1 ② P2 | | C FF 91<br>X CH 84<br>0-1 ① F9 | | C CU 80<br>X FF 93<br>0-1 ② G6-3 | | X SI 88<br>0-0 ② F9 | | C FF 91<br>F FF 90<br>F SI 91<br>B FF 92<br>1 SAFE<br>S FS 87<br>1-3 ① K | 5 | 0 | 0 | 0 | 0 | 1 | 2 |
| 20 Matt Joyce, L (1, 9)<br>OBP: 0.366, SLG: 0.409 | B FF 93<br>B FF 92<br>B FF 92<br>C FF 92<br>B FF 91<br>4-1 BB | | B CU 79<br>F FF 92<br>F CH 86<br>X FF 93<br>1-2 ② G3 | | S CH 84<br>B CH 85<br>B FF 91<br>S FF 92<br>F CU 79<br>S CU 78<br>2-3 ③ K | | F SI 87<br>S CH 76<br>F FF 89<br>S FF 89<br>0-3 ③ K | | C FF 91<br>X FF 90<br>0-1 ② F8 | 4 | 0 | 0 | 0 | 1 | 2 | 2 |
| 3 Evan Longoria, R (1, 5)<br>OBP: 0.324, SLG: 0.397 | C FF 92<br>B CU 80<br>X FF 92<br>1-1 ③ F8 | | B FF 93<br>X FF 93<br>1-0 ③ F8 | | | B CU 78<br>B FF 91<br>B FF 92<br>C FF 90<br>X FF 90<br>3-1 ① L7 | | B SI 90<br>X SI 90<br>1-0 21 1B | C SI 90<br>B SI 89<br>B FS 87<br>B FF 90<br>S FF 91<br>X FF 90<br>3-2 ③ P5<br>1-2 | 5 | 0 | 1 | 0 | 0 | 0 | 2 |
| 21 James Loney, L (1, 3)<br>OBP: 0.336, SLG: 0.376 | | B FF 92<br>F FF 92<br>X CH 84<br>1-1 ① F9 | | B CU 77<br>B CU 76<br>B FF 91<br>C FF 91<br>F FF 90<br>X FF 90<br>3-2 ① G4-3 | | X CH 85<br>0-0 9 1B | | C SI 90<br>X FS 84<br>0-1<br>1-2 1B | | 4 | 0 | 2 | 0 | 0 | 0 | 0 |
| 9 Wil Myers, R (1, 10)<br>OBP: 0.302, SLG: 0.336 | | B FF 92<br>X FF 91<br>1-0 ② F9 | | C FF 92<br>C SL 83<br>B FF 93<br>C CU 80<br>1-3 ② K | | C FF 92<br>B FF 93<br>X FF 93<br>1-1<br>1-2 1B | | B SI 89<br>C SI 90<br>X SL 81<br>1-1 ① P3 | | 4 | 0 | 1 | 0 | 0 | 1 | 2 |
| 11 Yunel Escobar, R (1, 6)<br>OBP: 0.314, SLG: 0.316 | | B FF 92<br>F FF 92<br>B FF 92<br>X FF 92<br>2-1<br>24 BB<br>39 1B 1B | | B CU 78<br>F FF 92<br>X SL 84<br>1-1 ③ F7 | | B FF 92<br>X FF 91<br>1-0 ② L9 | | C SI 89<br>S SL 82<br>B SI 92<br>F SI 91<br>B SI 90<br>S SL 82<br>2-3 ② K | | 4 | 1 | 1 | 0 | 0 | 1 | 4 |
| 24 Ryan Hanigan, R (1, 2)<br>OBP: 0.310, SLG: 0.316 | | B FF 92<br>C FF 90<br>B FF 91<br>C FF 92<br>B FF 93<br>B FF 92<br>4-2<br>39 1B<br>1-2 BB | | | B FF 91<br>B FF 90<br>B FF 91<br>B FF 91<br>4-0<br>5 PB<br>5 HR BB | C FF 93<br>B FF 93<br>F FF 92<br>F SL 81<br>B FF 92<br>F CU 78<br>X FF 91<br>2-2 ③ L7 | | C SL 83<br>C SI 91<br>B SL 83<br>D SL 83<br>C SI 89<br>2-3 ③ K | | 2 | 1 | 0 | 0 | 2 | 1 | 4 |
| 39 Kevin Kiermaier, L (1, 8)<br>OBP: 0.322, SLG: 0.473 | | X FF 92<br>0-0<br>1-2<br>2-H 1B | | | C CU 77<br>B CU 79<br>B FF 91<br>B CU 77<br>X FF 91<br>3-1 ① F8 | | L FF 87<br>X SI 87<br>0-1 ① G4-3 | | C FS 85<br>X FS 85<br>0-1<br>5 1B 2B | 4 | 1 | 2 | 1 | 0 | 0 | 1 |

| Inning Stats | | | | | | | | | | | | | | | | | | | | |
|---|---|---|---|---|---|---|---|---|---|---|---|---|---|---|---|---|---|---|---|---|
| | R: 0<br>E: 0<br>K: 1<br>S: 8 | H: 0<br>LOB: 1<br>BB: 1<br>P: 17 | R: 1<br>E: 0<br>K: 1<br>S: 11 | H: 2<br>LOB: 2<br>BB: 1<br>P: 19 | R: 0<br>E: 0<br>K: 0<br>S: 6 | H: 0<br>LOB: 0<br>BB: 0<br>P: 8 | R: 0<br>E: 0<br>K: 1<br>S: 8 | H: 0<br>LOB: 0<br>BB: 0<br>P: 13 | R: 2<br>E: 0<br>K: 1<br>S: 12 | H: 1<br>LOB: 0<br>BB: 1<br>P: 24 | R: 0<br>E: 0<br>K: 0<br>S: 11 | H: 2<br>LOB: 2<br>BB: 0<br>P: 18 | R: 0<br>E: 0<br>K: 1<br>S: 9 | H: 0<br>LOB: 1<br>BB: 1<br>P: 13 | R: 0<br>E: 0<br>K: 2<br>S: 12 | H: 2<br>LOB: 2<br>BB: 0<br>P: 18 | R: 1<br>E: 0<br>K: 1<br>S: 12 | H: 2<br>LOB: 1<br>BB: 0<br>P: 16 | 1B: 7<br>2B: 1<br>3B: 0<br>HR: 1 | SF: 0<br>SAC: 0<br>DP: 0<br>HBP: 0 | WP: 0<br>PB: 1<br>SB: 0<br>CS: 0 | PA: 40 |

| PITCHER | IP | WLS | BF | H | R | ER | SO | BB | IBB | HBP | BLK | WP | HR | S | P | ERA | WHIP |
|---|---|---|---|---|---|---|---|---|---|---|---|---|---|---|---|---|---|
| 63 Anthony Ranaudo, R (1, 1)<br>ERA: 4.5 | 6.0 | W | 26 | 5 | 3 | 3 | 4 | 3 | 0 | 0 | 0 | 0 | 1 | 56 | 99 | 4.50 | 1.333 |
| 32 Craig Breslow, L (7, 1)<br>ERA: 4.65 | 1.0 | | 4 | 0 | 0 | 0 | 1 | 1 | 0 | 0 | 0 | 0 | 0 | 9 | 13 | 0.00 | 1.000 |
| 35 Burke Badenhop, R (8, 1)<br>ERA: 2.43 | 1.0 | | 5 | 2 | 0 | 0 | 2 | 0 | 0 | 0 | 0 | 0 | 0 | 12 | 18 | 0.00 | 2.000 |
| 54 Edward Mujica, R (9, 1)<br>ERA: 4.29 | 1.0 | | 5 | 2 | 1 | 1 | 1 | 0 | 0 | 0 | 0 | 0 | 0 | 12 | 16 | 9.00 | 2.000 |

| PITCHER | IP | WLS | BF | H | R | ER | SO | BB | IBB | HBP | BLK | WP | HR | S | P | ERA | WHIP |
|---|---|---|---|---|---|---|---|---|---|---|---|---|---|---|---|---|---|

livebaseballscorecards.com

| | |
|---|---|
| AB | 36 |
| R | 4 |
| H | 9 |
| RBI | 4 |
| BB | 4 |
| SO | 8 |
| LOB | 19 |

| Batter | 1 | 2 | 3 | 4 | 5 | 6 | 7 | 8 | 9 | AB | R | H | RBI | BB | SO | LOB |
|---|---|---|---|---|---|---|---|---|---|---|---|---|---|---|---|---|
| 26 Brock Holt, L (1, 5) (2, 4)<br>OBP: 0.340, SLG: 0.386 | B FF 90<br>C FF 90<br>C FS 84<br>S FS 83<br>1-3 ① K2-3 | | B FF 89<br>S FS 83<br>X FF 89<br>1-1 ③ P5 | | | F FF 90<br>B FS 82<br>F FS 83<br>S FS 83<br>1-3 ② K | | C FF 90<br>B SI 90<br>X SI 90<br>1-1 ② G4-3 | | 4 | 0 | 0 | 0 | 0 | 2 | 0 |
| 15 Dustin Pedroia, R (1, 4)<br>OBP: 0.340, SLG: 0.379<br>16 Will Middlebrooks, R (2, 5)<br>OBP: 0.271, SLG: 0.291 | C FF 89<br>B FF 91<br>B SL 82<br>X FF 90<br>2-1 ② G6-3 | | | C SL 80<br>C FF 89<br>F FF 88<br>X FF 88<br>0-2 ③ 34 G4-6-3 1B | | C FF 90<br>F FF 89<br>B SL 81<br>X SL 82<br>1-2 ③ F8 | | X FF 90<br>0-0 ③ F8 | | 1<br>3 | 0<br>0 | 0<br>1 | 0<br>0 | 0<br>0 | 0<br>0 | 0<br>0 |
| 34 David Ortiz, L (1, 10)<br>OBP: 0.361, SLG: 0.516 | B FF 91<br>C FF 90<br>X FF 90<br>1-1 ③ F7 | | | B FS 82<br>S FS 82<br>X FS 83<br>1-1 ①② G4-6-3<br>1-2f | | | B CU 69<br>X FS 82<br>1-0 ① G3 | | S FF 92<br>B FF 93<br>B SL 85<br>F SL 85<br>B SL 83<br>F FF 93<br>B CH 83<br>4-2 52 G4-3 BB | 3 | 0 | 0 | 0 | 1 | 0 | 1 |
| 52 Yoenis Cespedes, R (1, 7)<br>OBP: 0.302, SLG: 0.464 | | H FF 87<br>1-0 5 L5-3 HBP | | B SL 80<br>F SL 81<br>B FF 89<br>X SL 81<br>2-1 E5 | | | C FC 84<br>S FS 82<br>F FF 90<br>F FS 81<br>S FC 86<br>0-3 ② K | | C SL 84<br>X SL 84<br>0-1 ①② G4-3<br>1-2f | 3 | 0 | 0 | 0 | 0 | 1 | 1 |
| 29 Daniel Nava, S (1, 9)<br>OBP: 0.339, SLG: 0.337 | | C FF 88<br>C FF 89<br>D FS 81<br>B FS 81<br>X FF 89<br>2-2 ① F7 | | B FF 87<br>B FF 88<br>X FF 89<br>2-0 ③ F8 | | | B FF 90<br>B FS 83<br>C FF 90<br>F FF 90<br>B FF 90<br>D FS 84<br>4-2 50 BB 5 BB BB | | C FF 92<br>B FF 92<br>C FF 93<br>S FF 92<br>1-3 ③ K | 3 | 0 | 0 | 0 | 1 | 1 | 2 |
| 5 Allen Craig, R (1, 3)<br>OBP: 0.288, SLG: 0.343 | | C SL 82<br>X FS 82<br>0-1 ② L5-3<br>1-2 | | | C FF 87<br>B SL 80<br>F SL 79<br>S FF 89<br>1-3 ① K | | C FS 82<br>B FC 86<br>S FC 86<br>F FC 87<br>B FF 90<br>F FC 87<br>B FS 82<br>F FF 90<br>B FF 90<br>4-2 50 BB<br>1-2 BB | | | 2 | 0 | 0 | 0 | 1 | 1 | 1 |
| 50 Mookie Betts, R (1, 8)<br>OBP: 0.337, SLG: 0.407 | | C CU 69<br>D SL 81<br>C SL 82<br>S FS 82<br>1-3 ③ K | | | C SL 79<br>X SL 82<br>0-1 ② F8 | | B FC 85<br>C FF 89<br>C FC 87<br>B FC 87<br>B FF 89<br>B FF 90<br>4-2<br>1-2<br>2-3 BB | | | 2 | 0 | 0 | 0 | 1 | 1 | 1 |
| 2 Xander Bogaerts, R (1, 6)<br>OBP: 0.292, SLG: 0.331 | | | C FF 86<br>B SL 81<br>B SL 81<br>T FF 88<br>B FS 82<br>X FF 89<br>3-2 ① P3 | | C FF 89<br>B FS 84<br>X SL 79<br>1-1 ③ F7 | | C FF 90<br>X FC 88<br>0-1 ③ P3 | | | 3 | 0 | 0 | 0 | 0 | 0 | 3 |
| 3 David Ross, R (1, 2)<br>OBP: 0.258, SLG: 0.377 | | | C CU 69<br>F SL 81<br>B FF 88<br>B SL 80<br>C FF 90<br>2-3 ② K | | | B FF 88<br>C SL 77<br>B FS 83<br>F FF 88<br>S FF 90<br>2-3 ① K | | S FF 90<br>X CU 74<br>0-1 ① G5-3 | | 3 | 0 | 0 | 0 | 0 | 2 | 0 |
| Inning Stats | R: 0 H: 0<br>E: 0 LOB: 0<br>K: 1 BB: 0<br>S: 7 P: 11 | R: 0 H: 0<br>E: 0 LOB: 1<br>K: 1 BB: 0<br>S: 8 P: 12 | R: 0 H: 0<br>E: 0 LOB: 0<br>K: 1 BB: 0<br>S: 8 P: 14 | R: 0 H: 1<br>E: 1 LOB: 1<br>K: 0 BB: 0<br>S: 9 P: 14 | R: 0 H: 0<br>E: 0 LOB: 0<br>K: 1 BB: 0<br>S: 7 P: 9 | R: 0 H: 0<br>E: 0 LOB: 0<br>K: 2 BB: 0<br>S: 9 P: 13 | R: 0 H: 0<br>E: 0 LOB: 3<br>K: 1 BB: 3<br>S: 17 P: 30 | R: 0 H: 0<br>E: 0 LOB: 0<br>K: 0 BB: 0<br>S: 5 P: 6 | R: 0 H: 0<br>E: 0 LOB: 0<br>K: 1 BB: 1<br>S: 8 P: 13 | 1B: 1 SF: 0<br>2B: 0 SAC: 0<br>3B: 0 DP: 2<br>HR: 0 HBP: 1 | | | | | WP: 0 PA: 32<br>PB: 0<br>SB: 0<br>CS: 0 | |

| PITCHER | | IP | WLS | BF | H | R | ER | SO | BB | IBB | HBP | BLK | WP | HR | S | P | ERA | WHIP |
|---|---|---|---|---|---|---|---|---|---|---|---|---|---|---|---|---|---|---|
| 23 Jake Odorizzi, R<br>ERA: 4.03 | (1, 1) | 7.0 | W | 26 | 1 | 0 | 0 | 7 | 3 | 0 | 1 | 0 | 0 | 0 | 65 | 103 | 0.00 | 0.571 |
| 38 Jeff Beliveau, L<br>ERA: 1.59 | (8, 1) | 1.0 | | 3 | 0 | 0 | 0 | 0 | 0 | 0 | 0 | 0 | 0 | 0 | 5 | 6 | 0.00 | 0.000 |
| 49 Kirby Yates, R<br>ERA: 3.41 | (9, 1) | 1.0 | | 3 | 0 | 0 | 0 | 1 | 1 | 0 | 0 | 0 | 0 | 0 | 8 | 13 | 0.00 | 1.000 |

| PITCHER | IP | WLS | BF | H | R | ER | SO | BB | IBB | HBP | BLK | WP | HR | S | P | ERA | WHIP |
|---|---|---|---|---|---|---|---|---|---|---|---|---|---|---|---|---|---|

# TOP

## Boston Red Sox @ Tampa Bay Rays

Tropicana Field, St. Petersburg, FL

Sat Aug 30 2014, 7:23 PM - 10:11 PM EDT

Att. 17,463 - Dome - 72 F

livebaseballscorecards.com

| | |
|---|---|
| AB | 27 |
| R | 0 |
| H | 1 |
| RBI | 0 |
| BB | 4 |
| SO | 8 |
| LOB | 9 |

# BOTTOM

## Boston Red Sox @ Tampa Bay Rays

Tropicana Field, St. Petersburg, FL

Sat Aug 30 2014, 7:23 PM - 10:11 PM EDT

Att. 17,463 - Dome - 72 F

| Batter | 1 | 2 | 3 | 4 | 5 | 6 | 7 | 8 | 9 | AB | R | H | RBI | BB | SO | LOB |
|---|---|---|---|---|---|---|---|---|---|---|---|---|---|---|---|---|
| 18 Ben Zobrist, S (1, 6) OBP: 0.358, SLG: 0.408 | C FF 90<br>X SI 90<br>0-1 ①<br>G4-3 | B SI 91<br>B SI 90<br>B SL 82<br>C SI 90<br>F FF 89<br>X SI 90<br>3-2 ②<br>FC3-6<br>1-2f<br>2-3<br>3-H | | B SI 90<br>D SI 89<br>X FF 90<br>2-1 ②<br>G5-3<br>1-2<br>2-3<br>3-H | | B SI 91<br>C SI 90<br>C SL 86<br>S CU 83<br>1-3<br>K<br>9<br>G6-4-3 | | B SI 90<br>F SL 84<br>S FF 89<br>B SI 88<br>X FF 90<br>2-2 ②<br>G6-3<br>1-2 | | 5 | 0 | 0 | 2 | 0 | 1 | 5 |
| 9 Wil Myers, R (1, 9) OBP: 0.296, SLG: 0.329 | B FF 93<br>F SI 90<br>S SI 91<br>X FF 91<br>1-2 ②<br>G5-3 | S SL 84<br>F SI 90<br>B SL 84<br>B CH 84<br>F SL 84<br>C SI 91<br>2-3 ③<br>K | | B CU 76<br>F SI 89<br>S CH 83<br>B SL 85<br>S SL 84<br>2-3 ③<br>K | | C CU 82<br>C FF 92<br>B SL 88<br>F FC 93<br>B FC 92<br>X CU 81<br>2-2 ①②<br>G6-4-3<br>1-2f | | X SL 84<br>0-0 ③<br>F8 | | 5 | 0 | 0 | 0 | 0 | 2 | 6 |
| 20 Matt Joyce, L (1, 10) OBP: 0.365, SLG: 0.406 | C SI 92<br>F CH 84<br>B SI 92<br>B CU 79<br>S SI 92<br>2-3 ③<br>K | | B CU 73<br>F CH 80<br>L SI 89<br>B SI 90<br>X CH 82<br>2-2 ①<br>G3 | | B SI 89<br>B SI 89<br>B FF 89<br>B CH 86<br>4-0<br>5<br>1B<br>3<br>1B<br>5<br>E<br>BB | C SI 91<br>F SL 85<br>F SL 86<br>F SL 87<br>S CU 81<br>0-3 ③<br>K | | | | 3 | 1 | 0 | 0 | 1 | 2 | 0 |
| 3 Evan Longoria, R (1, 5) OBP: 0.325, SLG: 0.397 | | C FF 91<br>H SI 90<br>1-1 ②<br>21<br>2B<br>HBP | X FF 88<br>0-0 ②<br>G4-3 | | C SL 82<br>S CH 82<br>B SL 83<br>X FF 90<br>1-2<br>5<br>E<br>5<br>E<br>1-2<br>1B | | C FF 90<br>X SL 86<br>0-1 ①<br>F9 | | | 3 | 2 | 1 | 0 | 0 | 0 | 0 |
| 21 James Loney, L (1, 3) OBP: 0.335, SLG: 0.377 | | B FF 91<br>F SI 90<br>1 SAFE<br>B SI 91<br>X SI 89<br>2-1 ③<br>5<br>1B<br>24<br>SF8<br>1-H<br>2B | F SI 90<br>X FF 92<br>0-1 ③<br>F8 | | F SL 87<br>B FF 92<br>B SL 85<br>C SI 91<br>S CU 82<br>2-3 ①<br>K | | B CH 86<br>X CH 86<br>1-0 ②<br>F7 | | | 4 | 1 | 1 | 1 | 0 | 1 | 2 |
| 5 Brandon Guyer, R (1, 7) OBP: 0.350, SLG: 0.386 | | M SI 90<br>S SI 91<br>F SI 92<br>B SL 85<br>B SI 92<br>B SL 84<br>F SI 91<br>X SI 91<br>3-2<br>24<br>SF8<br>11<br>BB<br>18<br>FC3-6<br>2-3<br>1B | | S SI 89<br>B CH 83<br>C SL 83<br>X FF 90<br>1-2 ①<br>G6-3 | C FF 90<br>X SL 85<br>0-1<br>E2<br>11<br>SF9<br>1-H<br>2-H<br>1B | | B FF 90<br>C FF 90<br>H CH 85<br>2-1<br>HBP | | | 3 | 2 | 2 | 0 | 0 | 0 | 0 |
| 11 Logan Forsythe, R (1, 4) OBP: 0.293, SLG: 0.346 | | B SI 90<br>D SL 84<br>B SI 92<br>B FF 92<br>4-0<br>18<br>FC3-6<br>24<br>SF8<br>1-2<br>BB | | C SL 83<br>X FF 90<br>0-1<br>39<br>HBP<br>24<br>1B<br>18<br>G5-3<br>1B | C FF 91<br>C SI 91<br>D CU 81<br>X SL 85<br>1-2 ②<br>SF9<br>3-H | | C SL 85<br>C SL 85<br>B FC 92<br>C CU 81<br>1-3 ③<br>K | | | 2 | 1 | 1 | 1 | 1 | 1 | 1 |
| 24 Ryan Hanigan, R (1, 2) OBP: 0.319, SLG: 0.330 | | X FF 92<br>0-0 ①<br>SF8<br>1-2<br>2-3<br>3-H | | 1 SAFE<br>B SI 90<br>X SI 90<br>1-0<br>18<br>G5-3<br>39<br>HBP<br>1-2<br>1B | B SL 90<br>C SL 85<br>B CU 82<br>F SL 90<br>X FF 92<br>2-2<br>2B | | | C FF 90<br>F SL 87<br>H CU 80<br>1-2<br>39<br>FC6-4<br>HBP | | 2 | 0 | 2 | 1 | 0 | 0 | 0 |
| 39 Kevin Kiermaier, L (1, 8) OBP: 0.324, SLG: 0.470 | | B SI 90<br>B CH 82<br>T SI 90<br>D SI 91<br>D SI 91<br>4-1<br>18<br>FC3-6<br>BB | | H CU 74<br>1-0<br>18<br>G5-3<br>1-2<br>2-3<br>HBP | D SL 87<br>X CH 87<br>1-0 ③<br>F7 | | | S SI 90<br>F SL 85<br>X CU 80<br>0-2 ①<br>FC6-4<br>18<br>G6-3<br>1-2f | | 2 | 0 | 0 | 0 | 1 | 0 | 2 |
| Inning Stats | R: 0<br>E: 0<br>K: 1<br>S: 8<br>H: 0<br>LOB: 0<br>BB: 0<br>P: 11 | R: 3<br>E: 0<br>K: 1<br>S: 17<br>H: 2<br>LOB: 2<br>BB: 2<br>P: 36 | R: 0<br>E: 0<br>K: 0<br>S: 6<br>H: 0<br>LOB: 0<br>BB: 0<br>P: 8 | R: 1<br>E: 0<br>K: 1<br>S: 11<br>H: 2<br>LOB: 2<br>BB: 0<br>P: 18 | R: 3<br>E: 1<br>K: 1<br>S: 15<br>H: 3<br>LOB: 1<br>BB: 1<br>P: 26 | R: 0<br>E: 0<br>K: 2<br>S: 12<br>H: 0<br>LOB: 0<br>BB: 0<br>P: 15 | R: 0<br>E: 0<br>K: 1<br>S: 7<br>H: 0<br>LOB: 1<br>BB: 0<br>P: 11 | R: 0<br>E: 0<br>K: 0<br>S: 9<br>H: 0<br>LOB: 1<br>BB: 0<br>P: 12 | | 1B: 5<br>2B: 2<br>3B: 0<br>HR: 0<br>SF: 2<br>SAC: 0<br>DP: 1<br>HBP: 4 | | | | WP: 1<br>PB: 0<br>SB: 0<br>CS: 0<br>PA: 38 | |

livebaseballscorecards.com

| | AB | 29 |
|---|---|---|
| | R | 7 |
| | H | 7 |
| | RBI | 5 |
| | BB | 3 |
| | SO | 7 |
| | LOB | 16 |

| PITCHER | | IP | WLS | BF | H | R | ER | SO | BB | IBB | HBP | BLK | WP | HR | S | P | ERA | WHIP |
|---|---|---|---|---|---|---|---|---|---|---|---|---|---|---|---|---|---|---|
| 64 Allen Webster, R<br>ERA: 6.69 | (1, 1) | 4.0 | L | 22 | 5 | 6 | 6 | 3 | 3 | 0 | 2 | 0 | 0 | 0 | 45 | 81 | 13.50 | 2.000 |
| 30 Alex Wilson, R<br>ERA: 1.47 | (5, 1) | 3.0 | | 12 | 2 | 1 | 0 | 4 | 0 | 0 | 1 | 0 | 1 | 0 | 31 | 44 | 0.00 | 0.667 |
| 59 Tommy Layne, L<br>ERA: 0.77 | (8, 1) | 1.0 | | 4 | 0 | 0 | 0 | 0 | 0 | 0 | 1 | 0 | 0 | 0 | 9 | 12 | 0.00 | 0.000 |

| PITCHER | IP | WLS | BF | H | R | ER | SO | BB | IBB | HBP | BLK | WP | HR | S | P | ERA | WHIP |
|---|---|---|---|---|---|---|---|---|---|---|---|---|---|---|---|---|---|

| Batter | 1 | 2 | 3 | 4 | 5 | 6 | 7 | 8 | 9 | AB | R | H | RBI | BB | SO | LOB |
|---|---|---|---|---|---|---|---|---|---|---|---|---|---|---|---|---|
| 26 Brock Holt, L (1, 4)<br>OBP: 0.339, SLG: 0.385 | C FF 91<br>C SI 91<br>T CH 86<br>0-2 ①<br>K | | C KC 79<br>L CH 87<br>T FF 91<br>0-2 ①<br>K | | C KC 80<br>F KC 80<br>X CH 87<br>50<br>S<br>50<br>1B<br>1B | | D CU 77<br>D FS 80<br>X FF 89<br>2-0 ③<br>F8 | | | 4 | 1 | 1 | 0 | 0 | 2 | 2 |
| 50 Mookie Betts, R (1, 8)<br>OBP: 0.344, SLG: 0.424 | B KC 80<br>B FF 91<br>C FF 91<br>S CH 85<br>B FF 93<br>F CH 85<br>X FF 92<br>3-2 ②<br>L9 | | B CH 86<br>B CH 86<br>C FF 92<br>B FF 92<br>F CH 87<br>F FF 92<br>X CH 86<br>3-2 ②<br>FC5-4<br>1-2f | | B KC 81<br>C FF 91<br>D KC 81<br>B CH 87<br>C FF 91<br>X FF 91<br>3-2<br>1-H<br>1B | | | B CU 75<br>B FF 89<br>C FF 89<br>C FF 89<br>F FF 90<br>X FS 81<br>2-2<br>34<br>1B<br>2B | | 4 | 1 | 2 | 1 | 0 | 0 | 1 |
| 34 David Ortiz, L (1, 10)<br>OBP: 0.362, SLG: 0.515 | B FF 93<br>F FF 91<br>B CH 86<br>B CH 85<br>F FF 92<br>B FF 93<br>4-2<br>BB | | C KC 81<br>1 SAFE<br>F CH 88<br>B FF 92<br>X CH 87<br>1-2 ③<br>G4-3 | | D CH 88<br>1 SAFE<br>1 SAFE<br>1 SAFE<br>B FF 91<br>S CH 88<br>1 SAFE<br>1 SAFE<br>S KC 82<br>2-3 ③<br>S CH 87<br>K | | | F CU 78<br>X FS 82<br>0-1<br>2-H<br>1B | | 3 | 0 | 1 | 1 | 1 | 1 | 2 |
| 52 Yoenis Cespedes, R (1, 7)<br>OBP: 0.302, SLG: 0.462 | F FF 92<br>D CH 86<br>X FF 91<br>1-1 ③<br>L8 | | | B KC 78<br>C KC 80<br>X CH 85<br>1-1<br>12<br>G1-3<br>1B | | B KC 80<br>F CH 86<br>C KC 79<br>S FF 92<br>1-3 ①<br>K | | C FF 90<br>F FF 89<br>B FF 90<br>S FF 89<br>1-3 ①<br>K | | 4 | 0 | 1 | 0 | 0 | 2 | 2 |
| 12 Mike Napoli, R (1, 3)<br>OBP: 0.372, SLG: 0.427 | | B KC 81<br>B FF 91<br>F FF 91<br>B CH 86<br>S FF 92<br>F CH 87<br>X CH 86<br>3-2 ①<br>G5-3 | | C KC 78<br>X KC 81<br>0-1 ①<br>G1-3<br>1-2 | | C FF 91<br>C FF 92<br>B FF 92<br>B KC 83<br>B FF 91<br>X CH 87<br>3-2 ②<br>L8 | | C FF 91<br>S FF 91<br>S FF 92<br>0-3 ②<br>K | | 4 | 0 | 0 | 0 | 0 | 1 | 2 |
| 29 Daniel Nava, S (1, 9)<br>OBP: 0.338, SLG: 0.336 | | C FF 90<br>B FF 92<br>S CH 85<br>B FF 91<br>X FF 92<br>2-2<br>16<br>G4-6-3<br>1B | | B CH 86<br>C KC 80<br>X FF 92<br>1-1 ②<br>P5 | | C CH 88<br>B KC 81<br>X FF 92<br>1-1 ③<br>L8 | | B FF 91<br>C SL 85<br>C FF 90<br>F FF 92<br>X SL 83<br>1-2 ③<br>G6-3 | | 4 | 0 | 1 | 0 | 0 | 0 | 2 |
| 16 Will Middlebrooks, R (1, 5)<br>OBP: 0.265, SLG: 0.284 | | B FF 91<br>C FF 91<br>X FF 92<br>1-1 ②③<br>G4-6-3<br>1-2f | | C CH 86<br>F FF 91<br>C FF 92<br>0-3 ③<br>K | | | B CH 86<br>X FF 91<br>1-0 ①<br>F9 | | B FF 91<br>B SL 83<br>S SL 84<br>X FF 91<br>2-1 ①<br>F8 | 4 | 0 | 0 | 0 | 0 | 1 | 2 |
| 2 Xander Bogaerts, R (1, 6)<br>OBP: 0.293, SLG: 0.335 | | | X FF 91<br>0-0<br>55<br>E<br>55<br>1B<br>1B | | C KC 79<br>B FF 92<br>B CH 87<br>B FF 91<br>F FF 91<br>F FF 91<br>S FF 92<br>3-3 ①<br>K | | B KC 81<br>F CH 86<br>B KC 80<br>X CH 86<br>2-1<br>2B | | C KC 76<br>B KC 77<br>C SL 84<br>S FF 92<br>1-3 ②<br>K | 4 | 1 | 2 | 0 | 0 | 2 | 0 |
| 55 Christian Vázquez, R (1, 2)<br>OBP: 0.282, SLG: 0.264 | | | C FF 90<br>1 SAFE<br>X CH 86<br>0-1<br>50<br>FC5-4<br>1-H<br>1B | | B FF 91<br>C FF 92<br>X KC 81<br>1-1 ②<br>G4-3 | | C FF 89<br>C FF 89<br>F FS 80<br>F FF 90<br>X FS 82<br>0-2 ②<br>G5-3 | | F FF 92<br>C FF 92<br>F FF 93<br>B SL 83<br>F FF 92<br>B KC 78<br>C SL 82<br>2-3 ③<br>K | 4 | 0 | 1 | 1 | 0 | 1 | 1 |
| Inning Stats | R: 0 E: 0 K: 1 S: 11<br>H: 0 LOB: 1 BB: 1 P: 19 | R: 0 E: 0 K: 0 S: 9<br>H: 1 LOB: 0 BB: 0 P: 15 | R: 1 E: 1 K: 1 S: 13<br>H: 2 LOB: 1 BB: 0 P: 17 | R: 0 E: 0 K: 1 S: 9<br>H: 1 LOB: 1 BB: 0 P: 11 | R: 1 E: 0 K: 2 S: 15<br>H: 2 LOB: 1 BB: 0 P: 24 | R: 0 E: 0 K: 1 S: 8<br>H: 0 LOB: 0 BB: 0 P: 13 | R: 0 E: 0 K: 0 S: 9<br>H: 1 LOB: 1 BB: 0 P: 14 | R: 1 E: 0 K: 2 S: 16<br>H: 2 LOB: 1 BB: 0 P: 20 | R: 0 E: 0 K: 2 S: 10<br>H: 0 LOB: 0 BB: 0 P: 15 | 1B: 7<br>2B: 2<br>3B: 0<br>HR: 0 | SF: 0<br>SAC: 0<br>DP: 1<br>HBP: 0 | | | | WP: 0<br>PB: 0<br>SB: 1<br>CS: 0 | PA: 36 | |

| PITCHER | | IP | WLS | BF | H | R | ER | SO | BB | IBB | HBP | BLK | WP | HR | S | P | ERA | WHIP |
|---|---|---|---|---|---|---|---|---|---|---|---|---|---|---|---|---|---|---|
| 53 Alex Cobb, R<br>ERA: 2.98 | (1, 1) | 6.1 | L | 26 | 7 | 2 | 1 | 6 | 1 | 0 | 0 | 0 | 0 | 0 | 68 | 105 | 1.42 | 1.263 |
| 62 Joel Peralta, R<br>ERA: 3.86 | (7, 1) | 1.0 | | 5 | 2 | 1 | 1 | 1 | 0 | 0 | 0 | 0 | 0 | 0 | 15 | 20 | 9.00 | 2.000 |
| 50 Grant Balfour, R<br>ERA: 5.26 | (8, 1) | 0.2 | | 2 | 0 | 0 | 0 | 1 | 0 | 0 | 0 | 0 | 0 | 0 | 7 | 8 | 0.00 | 0.000 |
| 49 Kirby Yates, R<br>ERA: 3.3 | (9, 1) | 1.0 | | 3 | 0 | 0 | 0 | 2 | 0 | 0 | 0 | 0 | 0 | 0 | 10 | 15 | 0.00 | 0.000 |

| PITCHER | IP | WLS | BF | H | R | ER | SO | BB | IBB | HBP | BLK | WP | HR | S | P | ERA | WHIP |
|---|---|---|---|---|---|---|---|---|---|---|---|---|---|---|---|---|---|

# TOP

## Boston Red Sox @ Tampa Bay Rays

Tropicana Field, St. Petersburg, FL

Sun Aug 31 2014, 1:44 PM - 4:33 PM EDT

Att. 16,822 - Dome - 72 F

livebaseballscorecards.com

| | |
|---|---|
| AB | 35 |
| R | 3 |
| H | 9 |
| RBI | 3 |
| BB | 1 |
| SO | 10 |
| LOB | 14 |

| Batter | 1 | 2 | 3 | 4 | 5 | 6 | 7 | 8 | 9 | AB | R | H | RBI | BB | SO | LOB |
|---|---|---|---|---|---|---|---|---|---|---|---|---|---|---|---|---|
| 39 Kevin Kiermaier, L (1, 8)<br>OBP: 0.323, SLG: 0.466 | X FF 90<br>0-0<br>20 G5-6-3 1B | | | C CU 76<br>F FC 88<br>B CH 81<br>X SI 92<br>1-2 ①<br>G1-3 | | C CU 78<br>S FC 89<br>F FF 92<br>B SI 91<br>S FC 88<br>1-3 ②<br>K | | | X CU 77<br>0-0 ②<br>G6-3 | 4 | 0 | 1 | 0 | 0 | 1 | 1 |
| 5 Brandon Guyer, R (1, 7)<br>OBP: 0.343, SLG: 0.379 | 1 SAFE<br>1 SAFE<br>C CU 76<br>1 SAFE<br>S FC 88<br>1 SAFE<br>X FF 91<br>0-2 ①<br>F9 | | | X SI 92<br>0-0 ②<br>G6-3 | | C FC 87<br>C CU 79<br>C SI 92<br>0-3 ③<br>K | | | X FC 87<br>0-0 ③<br>F7 | 4 | 0 | 0 | 0 | 0 | 1 | 2 |
| 20 Matt Joyce, L (1, 9)<br>OBP: 0.365, SLG: 0.408 | C SI 91<br>F CU 78<br>X CH 81<br>0-2 ②③<br>G5-6-3<br>1-2f | | | C CU 78<br>S CH 82<br>B SI 92<br>B SI 91<br>X CH 78<br>2-2<br>2B | | | F FC 88<br>C FC 87<br>B FC 87<br>B CU 79<br>B SI 91<br>C SI 91<br>3-3 ①<br>K | | | 3 | 0 | 1 | 0 | 0 | 1 | 1 |
| 3 Evan Longoria, R (1, 5)<br>OBP: 0.323, SLG: 0.395 | | C FF 91<br>X CU 76<br>0-1 ①<br>G4-3 | | C FC 87<br>B FF 91<br>X FF 91<br>1-1 ③<br>G6-3 | | | B CU 79<br>B CU 78<br>F FF 92<br>F SI 91<br>B SI 90<br>X FC 88<br>3-2 ②<br>G3 | | | 3 | 0 | 0 | 0 | 0 | 0 | 1 |
| 21 James Loney, L (1, 10)<br>OBP: 0.333, SLG: 0.375 | | C FF 91<br>C FF 92<br>F FF 92<br>C SI 91<br>0-3 ②<br>K | | | C CU 76<br>B CU 76<br>B CH 80<br>X FC 89<br>2-1 ①<br>G4-3 | | C CU 78<br>X FS 86<br>0-1 ③<br>G1-3 | | | 3 | 0 | 0 | 0 | 0 | 1 | 0 |
| 11 Logan Forsythe, R (1, 4)<br>OBP: 0.290, SLG: 0.342 | | C FF 92<br>S FC 90<br>B SI 92<br>C SI 92<br>1-3 ③<br>K | | | B FF 91<br>B FC 87<br>F FC 91<br>X FF 91<br>2-1 ②<br>G5-3 | | | B SI 91<br>B FF 91<br>C FF 92<br>B CU 77<br>X SI 90<br>3-1 ①<br>F9 | | 3 | 0 | 0 | 0 | 0 | 1 | 0 |
| 11 Yunel Escobar, R (1, 6)<br>OBP: 0.312, SLG: 0.314 | | | S CU 78<br>B SI 91<br>S CU 79<br>F FF 93<br>X FF 91<br>1-2 ①<br>F7 | | S FC 88<br>F CH 83<br>B CU 78<br>X CU 78<br>1-2 ③<br>F8 | | | X FF 91<br>0-0 ②<br>G6-3 | | 3 | 0 | 0 | 0 | 0 | 0 | 0 |
| 28 José Molina, R (1, 2)<br>OBP: 0.238, SLG: 0.194 | | | X FF 92<br>0-0 ②<br>P3 | | | B FC 86<br>X FF 91<br>1-0<br>1B | | C CU 78<br>S FC 88<br>B FF 91<br>B SI 89<br>B FF 92<br>X FC 87<br>3-2 ③<br>G4-3 | | 3 | 0 | 1 | 0 | 0 | 0 | 0 |
| 1 Sean Rodríguez, R (1, 3)<br>OBP: 0.269, SLG: 0.463 | | | B FC 89<br>B FF 92<br>X FF 91<br>2-0 ③<br>P6 | | | F FF 91<br>F SI 90<br>C SI 91<br>0-3 ①<br>K | | | B FF 90<br>C FC 87<br>B CH 81<br>C CU 77<br>F CU 78<br>X SI 90<br>2-2 ①<br>F9 | 3 | 0 | 0 | 0 | 0 | 1 | 1 |
| Inning Stats | R: 0<br>E: 0<br>K: 0<br>S: 7<br>H: 1<br>LOB: 0<br>BB: 0<br>P: 7 | R: 0<br>E: 0<br>K: 2<br>S: 9<br>H: 0<br>LOB: 0<br>BB: 0<br>P: 10 | R: 0<br>E: 0<br>K: 0<br>S: 6<br>H: 0<br>LOB: 0<br>BB: 0<br>P: 9 | R: 0<br>E: 0<br>K: 0<br>S: 9<br>H: 1<br>LOB: 1<br>BB: 0<br>P: 13 | R: 0<br>E: 0<br>K: 0<br>S: 7<br>H: 0<br>LOB: 0<br>BB: 0<br>P: 12 | R: 0<br>E: 0<br>K: 3<br>S: 11<br>H: 1<br>LOB: 1<br>BB: 0<br>P: 13 | R: 0<br>E: 0<br>K: 1<br>S: 8<br>H: 0<br>LOB: 0<br>BB: 0<br>P: 14 | R: 0<br>E: 0<br>K: 0<br>S: 6<br>H: 0<br>LOB: 0<br>BB: 0<br>P: 12 | R: 0<br>E: 0<br>K: 0<br>S: 6<br>H: 0<br>LOB: 0<br>BB: 0<br>P: 8 | 1B: 2<br>2B: 1<br>3B: 0<br>HR: 0<br>SF: 0<br>SAC: 0<br>DP: 1<br>HBP: 0 | | | | | | |

| PITCHER | IP | WLS | BF | H | R | ER | SO | BB | IBB | HBP | BLK | WP | HR | S | P | ERA | WHIP |
|---|---|---|---|---|---|---|---|---|---|---|---|---|---|---|---|---|---|
| 11 Clay Buchholz, R (1, 1)<br>ERA: 5.4 | 9.0 | W | 29 | 3 | 0 | 0 | 6 | 0 | 0 | 0 | 0 | 0 | 0 | 69 | 98 | 0.00 | 0.333 |

| PITCHER | IP | WLS | BF | H | R | ER | SO | BB | IBB | HBP | BLK | WP | HR | S | P | ERA | WHIP |
|---|---|---|---|---|---|---|---|---|---|---|---|---|---|---|---|---|---|

# BOTTOM

## Boston Red Sox @ Tampa Bay Rays

Tropicana Field, St. Petersburg, FL

Sun Aug 31 2014, 1:44 PM - 4:33 PM EDT

Att. 16,822 - Dome - 72 F

livebaseballscorecards.com

| | |
|---|---|
| AB | 29 |
| R | 0 |
| H | 3 |
| RBI | 0 |
| BB | 0 |
| SO | 6 |
| LOB | 6 |

WP: 0 PA: 29
PB: 0
SB: 0
CS: 0

# Boston Red Sox @ Tampa Bay Rays

Tropicana Field, St. Petersburg, FL

Mon Sep 01 2014, 1:13 PM - 4:43 PM EDT

Att. 10,543 - Dome - 72 F

livebaseballscorecards.com

TOP

| Batter | 1 | 2 | 3 | 4 | 5 | 6 | 7 | 8 | 9 | 10 | AB | R | H | RBI | BB | SO | LOB |
|---|---|---|---|---|---|---|---|---|---|---|---|---|---|---|---|---|---|
| 50 Mookie Betts, R (1, 8)<br>OBP: 0.347, SLG: 0.433 | C SI 87<br>B KC 74<br>B KC 76<br>B SI 88<br>C SI 88<br>F SI 89<br>F SI 90<br>S FC 85<br>3-3 ① K2-3 | | B FC 84<br>B FC 85<br>X SI 89<br>2-0 1-H 2B | | | B CH 77<br>B SI 89<br>C SI 87<br>C KC 75<br>F SI 90<br>X KC 76<br>2-2 ① P3 | | C SI 89<br>B CU 76<br>F CU 74<br>F SI 90<br>X CU 74<br>1-2 26 G1-3 52 1B 1B | | B FF 92<br>1 SAFE<br>1 SAFE<br>C FF 92<br>B SL 84<br>X FF 91<br>2-1 ②③ F8 1-2 | 5 | 1 | 2 | 1 | 0 | 1 | 1 |
| 26 Brock Holt, L (1, 4)<br>OBP: 0.338, SLG: 0.382 | C SI 88<br>F SI 89<br>B FC 86<br>B KC 77<br>C SI 90<br>2-3 ② K | | C SI 89<br>C FC 85<br>X FC 86<br>0-2 ③ F7 | | | B KC 76<br>B SI 90<br>B SI 89<br>C SI 88<br>F SI 89<br>F SI 90<br>B FC 85<br>4-2 BB | | C SI 89<br>B FC 86<br>F FC 85<br>X CU 75<br>1-2 ② G1-3 1-2 | | | 3 | 0 | 0 | 0 | 1 | 1 | 2 |
| 52 Yoenis Cespedes, R (1, 7)<br>OBP: 0.302, SLG: 0.461 | C KC 76<br>B KC 78<br>B SI 90<br>F SI 90<br>B SI 91<br>S SI 91<br>3-3 ③ K | | | S FC 83<br>B FC 84<br>B FC 84<br>F SI 89<br>S FC 85<br>2-3 ① K | | 1 SAFE<br>C KC 75<br>B SI 91<br>1 SAFE<br>B SI 90<br>F FC 84<br>S SI 90<br>2-3 ② K | | B SL 82<br>B FS 80<br>F FF 93<br>B SL 82<br>C SL 81<br>X SL 79<br>3-2 2-H 1B | | | 4 | 0 | 1 | 1 | 0 | 3 | 1 |
| 12 Mike Napoli, R (1, 10)<br>OBP: 0.371, SLG: 0.433 | | C SI 86<br>X FC 84<br>0-1 ① G5-3 | | C SI 89<br>S KC 77<br>B KC 77<br>B SI 91<br>X FC 86<br>2-2 HR | | C FF 93<br>1 SAFE<br>S FF 94<br>B FF 94<br>D FF 93<br>S FF 94<br>2-3 ③ K | | B FF 93<br>S FF 92<br>1 SAFE<br>B FF 93<br>T FF 92<br>1 SAFE<br>S FF 94<br>2-3 ③ K | | | 4 | 1 | 1 | 1 | 0 | 2 | 2 |
| 5 Allen Craig, R (1, 3)<br>OBP: 0.287, SLG: 0.341 | | C KC 75<br>B FC 85<br>S SI 89<br>F SI 90<br>X KC 78<br>1-2 ② F7 | | F SI 89<br>B SI 90<br>X KC 76<br>1-1 ② F9 | | | B CH 78<br>B FF 92<br>F FF 92<br>S CH 80<br>B FF 94<br>B CH 81<br>4-2 BB | | X FF 94<br>0-0 ① F9 | | 3 | 0 | 0 | 0 | 1 | 0 | 0 |
| 29 Daniel Nava, S (1, 9)<br>OBP: 0.333, SLG: 0.331 | | C SI 90<br>F SI 90<br>B SI 91<br>X KC 78<br>1-2 ③ G4-3 | | C SI 89<br>X SI 90<br>0-1 ③ F8 | | | B FF 94<br>B CH 80<br>S FF 92<br>C FF 93<br>F FF 94<br>S FC 93<br>2-3 ① K | | C SI 95<br>B SI 95<br>F FF 95<br>F FF 96<br>F SI 96<br>B SI 95<br>F SI 96<br>X FF 96<br>2-2 ② G5-3 | | 4 | 0 | 0 | 0 | 0 | 1 | 1 |
| 16 Will Middlebrooks, R (1, 5)<br>OBP: 0.259, SLG: 0.277 | | | B SI 88<br>C SI 89<br>B CH 78<br>B SI 89<br>X SI 90<br>3-1 ① F9 | | C KC 73<br>C SI 89<br>S KC 76<br>0-3 ① K | | X FF 92<br>0-0 ② F8 | | S FF 95<br>F FF 94<br>F FF 96<br>X SI 96<br>0-2 ③ F9 | | 4 | 0 | 0 | 0 | 0 | 1 | 1 |
| 2 Xander Bogaerts, R (1, 6)<br>OBP: 0.293, SLG: 0.336 | | | F SI 89<br>B SI 90<br>B KC 77<br>C FC 83<br>F FC 86<br>C SI 91<br>2-3 ② K | | F SI 89<br>B KC 75<br>X KC 76<br>1-1 55 CS 2B | | F CH 80<br>1 SAFE<br>1 SAFE<br>C FF 94<br>F FF 94<br>S CH 79<br>0-3 ③ K | | | X FF 92<br>0-0 ① F9 | 4 | 0 | 1 | 0 | 0 | 2 | 1 |
| 55 Christian Vázquez, R (1, 2)<br>OBP: 0.289, SLG: 0.265<br>7 Jemile Weeks, S (10, PR)<br>OBP: 0.273, SLG: 0.455<br>3 David Ross, R (10, 2)<br>OBP: 0.258, SLG: 0.377 | | | C KC 77<br>B KC 77<br>T SI 90<br>B KC 78<br>B SI 92<br>F SI 91<br>B KC 79<br>4-2 50 2B BB | | B KC 75<br>C SI 89<br>X KC 76<br>1-1 ②③ F9 2-3 | | | X SI 89<br>0-0 ① P4 | | C FF 91<br>B SL 84<br>B SL 86<br>X FF 91<br>2-1 50 F8 1B | 3<br>0<br>0 | 1<br>0<br>0 | 1<br>0<br>0 | 0<br>0<br>0 | 1<br>0<br>0 | 0<br>0<br>0 | 1<br>0<br>0 |
| Inning Stats | R: 0<br>E: 0<br>K: 3<br>S: 11<br>H: 0<br>LOB: 0<br>BB: 0<br>P: 19 | R: 0<br>E: 0<br>K: 0<br>S: 9<br>H: 0<br>LOB: 0<br>BB: 0<br>P: 11 | R: 1<br>E: 0<br>K: 1<br>S: 13<br>H: 1<br>LOB: 1<br>BB: 1<br>P: 24 | R: 1<br>E: 0<br>K: 1<br>S: 10<br>H: 1<br>LOB: 0<br>BB: 0<br>P: 15 | R: 0<br>E: 0<br>K: 1<br>S: 7<br>H: 1<br>LOB: 0<br>BB: 0<br>P: 9 | R: 0<br>E: 0<br>K: 2<br>S: 13<br>H: 0<br>LOB: 1<br>BB: 1<br>P: 23 | R: 0<br>E: 0<br>K: 2<br>S: 11<br>H: 0<br>LOB: 1<br>BB: 1<br>P: 17 | R: 1<br>E: 0<br>K: 1<br>S: 14<br>H: 2<br>LOB: 1<br>BB: 0<br>P: 21 | R: 0<br>E: 0<br>K: 0<br>S: 11<br>H: 0<br>LOB: 0<br>BB: 0<br>P: 13 | R: 0<br>E: 0<br>K: 0<br>S: 5<br>H: 1<br>LOB: 1<br>BB: 0<br>P: 9 | 1B: 3<br>2B: 2<br>3B: 0<br>HR: 1<br>SF: 0<br>SAC: 0<br>DP: 0<br>HBP: 0 | | | | | | |

| | AB | 34 |
|---|---|---|
| | R | 3 |
| | H | 6 |
| | RBI | 3 |
| | BB | 3 |
| | SO | 11 |
| | LOB | 10 |

| PITCHER | | IP | WLS | BF | H | R | ER | SO | BB | IBB | HBP | BLK | WP | HR | S | P | ERA | WHIP |
|---|---|---|---|---|---|---|---|---|---|---|---|---|---|---|---|---|---|---|
| 33 Drew Smyly, L<br>ERA: 3.31 | (1, 1) | 5.2 | | 21 | 3 | 2 | 2 | 7 | 2 | 0 | 0 | 0 | 0 | 1 | 60 | 96 | 3.18 | 0.882 |
| 26 Brad Boxberger, R<br>ERA: 2.01 | (6, 1) | 1.1 | H | 5 | 0 | 0 | 0 | 3 | 1 | 0 | 0 | 0 | 0 | 0 | 14 | 22 | 0.00 | 0.750 |
| 38 Jeff Beliveau, L<br>ERA: 2.04 | (8, 1) | 0.2 | H | 3 | 1 | 1 | 1 | 0 | 0 | 0 | 0 | 0 | 0 | 0 | 8 | 10 | 13.50 | 1.500 |
| 54 Steve Geltz, R<br>ERA: | (8, 1) | 0.1 | B | 2 | 1 | 0 | 0 | 1 | 0 | 0 | 0 | 0 | 0 | 0 | 6 | 11 | 0.00 | 3.000 |
| 57 Jake McGee, L<br>ERA: 1.29 | (9, 1) | 1.0 | | 3 | 0 | 0 | 0 | 0 | 0 | 0 | 0 | 0 | 0 | 0 | 11 | 13 | 0.00 | 0.000 |

| PITCHER | | IP | WLS | BF | H | R | ER | SO | BB | IBB | HBP | BLK | WP | HR | S | P | ERA | WHIP |
|---|---|---|---|---|---|---|---|---|---|---|---|---|---|---|---|---|---|---|
| 50 Grant Balfour, R<br>ERA: 5.17 | (10, 1) | 1.0 | W | 3 | 1 | 0 | 0 | 0 | 0 | 0 | 0 | 0 | 0 | 0 | 5 | 9 | 0.00 | 1.000 |

WP: 0 PA: 37
PB: 0
SB: 0
CS: 1

| Batter | 1 | 2 | 3 | 4 | 5 | 6 | 7 | 8 | 9 | 10 | AB | R | H | RBI | BB | SO | LOB |
|---|---|---|---|---|---|---|---|---|---|---|---|---|---|---|---|---|---|
| 18 Ben Zobrist, S (1, 4)<br>OBP: 0.357, SLG: 0.407 | X FF 92<br>0-0 ① L8 | | S CH 88<br>X FF 96<br>0-1 9 2B 3 1B 1-2 1B | | C FF 93<br>S CH 84<br>B FF 94<br>1 SAFE<br>F FF 94<br>F CH 86<br>X CH 88<br>1-2 ① FC4-6 9 FC6-4 1-2f | | | B FS 84<br>C FF 90<br>C FF 90<br>F FS 84<br>F FS 84<br>S FS 85<br>1-3 ① K | | L SI 87<br>X SI 88<br>0-1 ① SH3-4 1-2 2-3 | 4 | 1 | 1 | 0 | 0 | 1 | 1 |
| 9 Wil Myers, R (1, 9)<br>OBP: 0.305, SLG: 0.340 | C FF 93<br>X FF 95<br>0-1 1B | | B CH 87<br>F CH 87<br>T FF 96<br>X FF 96<br>1-2 3 1B 1-3 2-H 2B | | B CH 86<br>C SL 81<br>X SL 86<br>1-1 ② FC6-4 1-2f | | | C SL 81<br>F SL 84<br>B FF 91<br>X FS 86<br>1-2 20 FC6-4 1B | | I IN 79<br>I IN 80<br>I IN 79<br>I IN 79<br>4-0 20 1B IBB | 4 | 1 | 3 | 1 | 1 | 0 | 1 |
| 20 Matt Joyce, L (1, 7)<br>OBP: 0.363, SLG: 0.405 | 1 SAFE<br>B FF 91<br>F CH 86<br>B FF 95<br>F CH 87<br>S CH 84<br>2-3 ② K | | B FF 97<br>F FF 96<br>F FF 96<br>S FF 90<br>1-3 ② K | | F SL 82<br>D CH 88<br>S CH 87<br>X FF 96<br>1-2 ③ F7 | | | B FS 85<br>B FS 84<br>F FF 90<br>C FF 90<br>X FF 91<br>2-2 ② FC6-4 1-2f | | X FS 83<br>0-0 1-2 2-3 3-H 1B | 5 | 0 | 1 | 1 | 0 | 2 | 5 |
| 3 Evan Longoria, R (1, 5)<br>OBP: 0.323, SLG: 0.394 | S FF 95<br>F FF 96<br>X FF 96<br>0-2 ③ F8 | | B FF 96<br>C FF 97<br>B FF 97<br>S CH 89<br>F CH 88<br>X FF 98<br>2-2 2-H 3-H 1B | | | B CH 83<br>B CH 85<br>F FF 91<br>B FF 96<br>X FF 94<br>3-1 ① L5 | | B FS 87<br>C FF 91<br>B SL 84<br>1 SAFE<br>F FF 90<br>F FS 86<br>S FS 86<br>2-3 ③ K | | | 4 | 0 | 1 | 2 | 0 | 1 | 2 |
| 21 James Loney, L (1, 3)<br>OBP: 0.331, SLG: 0.372 | | B CH 83<br>S CH 85<br>F FF 94<br>F CH 88<br>F SL 84<br>B CH 85<br>X SL 83<br>2-2 ① F8 | C CH 86<br>F SL 82<br>X FF 90<br>0-2 ③ F7 | | | X SL 86<br>0-0 ② G6-3 | | | C FF 88<br>B CH 76<br>B CH 76<br>F FF 88<br>X SI 88<br>2-2 ① L7 | | 4 | 0 | 0 | 0 | 0 | 0 | 1 |
| 7 David DeJesus, L (1, 10)<br>OBP: 0.362, SLG: 0.432<br>5 Brandon Guyer, R (9, PH)<br>OBP: 0.342, SLG: 0.377<br>(10, 10) | | B SL 80<br>B CH 87<br>S CH 88<br>F FF 96<br>F FF 97<br>B CH 87<br>F SL 89<br>X CH 90<br>3-2 ② G4-3 | C SL 80<br>B CH 89<br>C CH 88<br>F FF 97<br>B FF 96<br>F CH 89<br>B CH 90<br>C FF 98<br>3-3 ① K | | | B SL 85<br>C SL 85<br>S SL 87<br>B CU 80<br>X SI 91<br>2-2 ③ G4-3 | | | C SI 90<br>C SL 80<br>B SL 82<br>B SI 89<br>X SI 87<br>2-2 ② P6 | | 3<br>1 | 0<br>0 | 0<br>0 | 0<br>0 | 0<br>0 | 1<br>0 | 0<br>0 |
| 11 Yunel Escobar, R (1, 6)<br>OBP: 0.310, SLG: 0.311 | | B FF 97<br>X FF 96<br>1-0 ③ G5-3 | B SL 87<br>C SL 79<br>B CH 89<br>F FF 96<br>F CH 88<br>X CH 85<br>2-2 ② G5-3 | | | | B CU 75<br>B FF 92<br>F FF 92<br>F FF 94<br>X FF 94<br>2-2 ① F9 | | X SI 89<br>0-0 ③ G5-3 | | 4 | 0 | 0 | 0 | 0 | 0 | 0 |
| 24 Ryan Hanigan, R (1, 2)<br>OBP: 0.322, SLG: 0.339<br>1 Sean Rodríguez, R (10, PR)<br>OBP: 0.269, SLG: 0.463 | | | X FF 92<br>0-0 18 1B 9 2B 1B<br>C FF 96<br>F CH 86<br>B SL 86<br>B FF 97<br>F CH 87<br>X SL 81<br>2-2 ③ P3 | | | | B FF 94<br>F FF 93<br>B CU 76<br>X FF 93<br>2-1 ② F8 | | C SI 88<br>F SI 89<br>B SI 88<br>B SI 88<br>X SI 87<br>2-2 18 SH3-4 20 1B 2B | 4<br>0 | 1<br>1 | 2<br>0 | 0<br>0 | 0<br>0 | 0<br>0 | 0<br>0 |
| 39 Kevin Kiermaier, L (1, 8)<br>OBP: 0.325, SLG: 0.465 | | | C SL 79<br>T CH 87<br>F FF 94<br>S FF 95<br>0-3 ① K | | M CH 85<br>B FF 94<br>B SL 78<br>B CH 86<br>X FF 93<br>3-1 18 FC4-6 1B | | C CU 74<br>F FF 94<br>B FF 92<br>X CU 75<br>1-2 ③ G6-3 | | I IN 79<br>I IN 81<br>I IN 80<br>I IN 79<br>4-0 20 1B 18 SH3-4 IBB | 3 | 0 | 1 | 0 | 1 | 1 | 1 |
| Inning Stats | R: 0 H: 1<br>E: 0 LOB: 1<br>K: 1 BB: 0<br>S: 9 P: 11 | R: 0 H: 0<br>E: 0 LOB: 0<br>K: 0 BB: 0<br>S: 11 P: 17 | R: 3 H: 4<br>E: 0 LOB: 1<br>K: 2 BB: 0<br>S: 20 P: 24 | R: 0 H: 0<br>E: 0 LOB: 0<br>K: 1 BB: 0<br>S: 13 P: 20 | R: 0 H: 0<br>E: 0 LOB: 0<br>K: 0 BB: 0<br>S: 12 P: 18 | R: 0 H: 1<br>E: 0 LOB: 1<br>K: 0 BB: 0<br>S: 6 P: 11 | R: 0 H: 0<br>E: 0 LOB: 0<br>K: 0 BB: 0<br>S: 8 P: 13 | R: 0 H: 1<br>E: 0 LOB: 1<br>K: 2 BB: 0<br>S: 15 P: 21 | R: 0 H: 0<br>E: 0 LOB: 0<br>K: 0 BB: 0<br>S: 7 P: 11 | R: 1 H: 2<br>E: 0 LOB: 3<br>K: 0 BB: 2<br>S: 6 P: 16 | 1B: 7<br>2B: 2<br>3B: 0<br>HR: 0 | SF: 0<br>SAC: 1<br>DP: 0<br>HBP: 0 | | | | | |

| PITCHER | | IP | WLS | BF | H | R | ER | SO | BB | IBB | HBP | BLK | WP | HR | S | P | ERA | WHIP |
|---|---|---|---|---|---|---|---|---|---|---|---|---|---|---|---|---|---|---|
| 62 Rubby De La Rosa, R<br>ERA: 3.89 | (1, 1) | 5.1 | | 22 | 6 | 3 | 3 | 4 | 0 | 0 | 0 | 0 | 0 | 0 | 67 | 95 | 5.06 | 1.125 |
| 59 Tommy Layne, L<br>ERA: 0.73 | (6, 1) | 0.2 | | 2 | 0 | 0 | 0 | 0 | 0 | 0 | 0 | 0 | 0 | 0 | 4 | 6 | 0.00 | 0.000 |
| 36 Junichi Tazawa, R<br>ERA: 3.0 | (7, 1) | 1.0 | | 3 | 0 | 0 | 0 | 0 | 0 | 0 | 0 | 0 | 0 | 0 | 8 | 13 | 0.00 | 0.000 |
| 54 Edward Mujica, R<br>ERA: 4.21 | (8, 1) | 1.0 | | 4 | 1 | 0 | 0 | 2 | 0 | 0 | 0 | 0 | 0 | 0 | 15 | 21 | 0.00 | 1.000 |
| 32 Craig Breslow, L<br>ERA: 4.62 | (9, 1) | 0.1 | | 1 | 0 | 0 | 0 | 0 | 0 | 0 | 0 | 0 | 0 | 0 | 3 | 5 | 0.00 | 0.000 |

| PITCHER | | IP | WLS | BF | H | R | ER | SO | BB | IBB | HBP | BLK | WP | HR | S | P | ERA | WHIP |
|---|---|---|---|---|---|---|---|---|---|---|---|---|---|---|---|---|---|---|
| 35 Burke Badenhop, R<br>ERA: 2.53 | (9, 1) | 1.0 | L | 7 | 2 | 1 | 1 | 0 | 0 | 2 | 0 | 0 | 0 | 0 | 10 | 22 | 9.00 | 2.000 |

# BOTTOM

Boston Red Sox @ Tampa Bay Rays

Tropicana Field, St. Petersburg, FL

Mon Sep 01 2014, 1:13 PM - 4:43 PM EDT

Att. 10,543 - Dome - 72 F

livebaseballscorecards.com

| | |
|---|---|
| AB | 36 |
| R | 4 |
| H | 9 |
| RBI | 4 |
| BB | 2 |
| SO | 6 |
| LOB | 11 |

| | | | |
|---|---|---|---|
| 1B: 7 | SF: 0 | WP: 0 | PA: 39 |
| 2B: 2 | SAC: 1 | PB: 0 | |
| 3B: 0 | DP: 0 | SB: 0 | |
| HR: 0 | HBP: 0 | CS: 0 | |

| Batter | 1 | 2 | 3 | 4 | 5 | 6 | 7 | 8 | 9 | AB | R | H | RBI | BB | SO | LOB |
|---|---|---|---|---|---|---|---|---|---|---|---|---|---|---|---|---|
| 7 José Reyes, S (1, 6)<br>OBP: 0.329, SLG: 0.407 | B FF 89<br>C FF 90<br>S FF 90<br>F CU 78<br>B FF 90<br>B FF 91<br>F FF 90<br>F FF 90<br>X FF 89<br>3-2 ① P6 | | C CH 81<br>B FF 90<br>X CU 76<br>1-1 53 2B 19 1B 1B | F CH 81<br>B FF 89<br>S FF 90<br>B FF 91<br>B FF 90<br>X FF 90<br>3-2 1-H 2-H HR | | C CU 74<br>B FS 80<br>C FS 79<br>X FS 83<br>1-2 ③ G3 | | F FF 89<br>X CH 82<br>0-1 ③ F8 | | 5 | 2 | 2 | 3 | 0 | 0 | 1 |
| 53 Melky Cabrera, S (1, 7)<br>OBP: 0.354, SLG: 0.463<br>8 Anthony Gose, L (9, 8)<br>OBP: 0.333, SLG: 0.291 | C CU 71<br>F FF 90<br>S CU 77<br>0-3 ② K | | 1 SAFE<br>C FF 89<br>1 SAFE<br>B FF 89<br>B SI 90<br>F FF 90<br>F FF 90<br>X CU 77<br>2-2 10 BB 26 G1-2-3 1-3 2B | G FF 90<br>F FS 80<br>T FF 92<br>0-2 ② K | | | X SI 90<br>0-0 ① F8 | | C CU 68<br>B FF 89<br>S FF 90<br>F FF 89<br>S CU 69<br>1-3 ① K | 5<br>0 | 0<br>0 | 1<br>0 | 0<br>0 | 0<br>0 | 3<br>0 | 0<br>0 |
| 19 José Bautista, R (1, 9)<br>OBP: 0.398, SLG: 0.520 | C CU 73<br>B CU 77<br>B FF 90<br>X CU 75<br>2-1 10 BB 1B | | B FF 89<br>C FF 90<br>F FF 90<br>X CH 83<br>1-2 26 G1-2-3 10 BB 3-H 1B | B FF 91<br>F FF 92<br>S FF 92<br>F FF 92<br>C SL 81<br>1-3 ③ K | | | B FF 92<br>F SL 83<br>B FS 83<br>C FS 82<br>S FF 92<br>2-3 ② K | | B FF 89<br>B FF 89<br>X FF 89<br>2-0 ② F8 | 5 | 0 | 2 | 1 | 0 | 2 | 0 |
| 10 Edwin Encarnación, R (1, 10)<br>OBP: 0.356, SLG: 0.555<br>45 Dalton Pompey, S (9, PR)<br>(9, 10) | B FF 88<br>B FF 90<br>B SI 90<br>F SI 90<br>S CH 80<br>F SI 89<br>B CH 80<br>4-2 1-2 BB | | S CU 76<br>B FF 90<br>B CU 79<br>D CH 83<br>B CH 81<br>4-1 26 G1-2-3 1-2 2-3 BB | B SL 78<br>C FF 90<br>B FF 92<br>B FF 91<br>B FF 92<br>4-1 BB | | | C SL 81<br>B FF 92<br>B SL 83<br>S FS 82<br>X SI 92<br>3-2 ③ P3 | | C CU 68<br>C CU 70<br>B FF 89<br>B CU 69<br>B FF 90<br>F FF 90<br>D CU 70<br>4-2 18 1B BB | 1<br>0 | 0<br>0 | 0<br>0 | 0<br>0 | 4<br>0 | 0<br>0 | 0<br>0 |
| 26 Adam Lind, L (1, 3)<br>OBP: 0.371, SLG: 0.459<br>18 Steve Tolleson, R (8, PR)<br>OBP: 0.293, SLG: 0.355<br>(8, 5) | C FF 89<br>F FF 89<br>B FF 90<br>S CU 78<br>1-3 ③ K | | F SI 89<br>X FF 90<br>0-1 ① ② G1-2-3 1-2 2-3 3-Hf | C FF 92<br>S FF 92<br>S FF 91<br>0-3 ① K | | | | B CH 83<br>B FF 90<br>B FF 89<br>B FF 90<br>4-0 17 3B BB | F FF 90<br>B SL 83<br>F CH 84<br>B SL 84<br>F CH 84<br>B FF 90<br>X FF 89<br>3-2 1-3 1B | 3<br>1 | 0<br>1 | 0<br>1 | 0<br>0 | 1<br>0 | 2<br>0 | 6<br>0 |
| 15 Danny Valencia, R (1, 5)<br>OBP: 0.328, SLG: 0.405<br>(8, 3) | | C FF 89<br>C FF 90<br>F FF 90<br>B CH 81<br>F CU 78<br>X FF 90<br>1-2 HR | C FF 90<br>X FF 90<br>0-1 ③ L9 | B FF 91<br>C SI 91<br>B FS 82<br>F FF 91<br>X SL 82<br>2-2 ② L3 | | | | F FF 89<br>X FF 89<br>0-1 ① P3 | B CU 69<br>C FF 90<br>X FF 90<br>1-1 ③ G6-3 | 5 | 1 | 1 | 1 | 0 | 0 | 7 |
| 66 Munenori Kawasaki, L (1, 4)<br>OBP: 0.323, SLG: 0.310<br>17 Ryan Goins, L (6, 4)<br>OBP: 0.228, SLG: 0.285 | | C FF 89<br>B FF 89<br>C FF 90<br>X FF 90<br>1-2 ① L6 | | C FF 89<br>B FF 90<br>C CH 81<br>X FF 90<br>1-2 ① G6-3 | X SI 91<br>0-0 ③ F8 | | | X FF 89<br>0-0 1-H 30 HR 3B | | 3<br>1 | 0<br>1 | 0<br>1 | 0<br>1 | 0<br>0 | 0<br>0 | 1<br>0 |
| 11 Kevin Pillar, R (1, 8)<br>OBP: 0.246, SLG: 0.339<br>(9, 7) | | B FF 89<br>C CH 80<br>B CU 76<br>X CH 81<br>2-1 ② F8 | | B CU 75<br>C FF 90<br>B FF 90<br>C FF 90<br>X FF 90<br>2-2 22 1B 7 HR 1B | | F SI 92<br>C SI 92<br>F SL 85<br>X SL 85<br>0-2 ① L8 | | B FF 90<br>F FF 90<br>F FF 90<br>F SL 83<br>X SL 85<br>1-2 ② G5-3 | | 4 | 1 | 1 | 0 | 0 | 0 | 2 |
| 22 Josh Thole, L (1, 2)<br>OBP: 0.344, SLG: 0.298<br>30 Dioner Navarro, S (8, PH)<br>OBP: 0.318, SLG: 0.402<br>(8, 2) | | C CU 73<br>B CU 76<br>B CH 80<br>B FF 89<br>X FF 90<br>3-1 ③ F7 | | 1 SAFE<br>F FF 89<br>C FF 90<br>F FF 90<br>1 SAFE<br>X FF 91<br>0-2 1-2 7 HR 1B | | C CU 73<br>B FF 92<br>C FS 80<br>F SI 92<br>B FS 82<br>S SL 81<br>2-3 ② K | | D FF 91<br>F SL 84<br>S FF 90<br>F SL 84<br>X FF 90<br>1-2 3-H HR | | 3<br>1 | 1<br>1 | 1<br>1 | 0<br>2 | 0<br>0 | 1<br>0 | 0<br>0 |
| Inning Stats | R: 0<br>E: 0<br>K: 2<br>S: 17<br>H: 1<br>LOB: 2<br>BB: 1<br>P: 27 | R: 1<br>E: 0<br>K: 0<br>S: 12<br>H: 1<br>LOB: 0<br>BB: 0<br>P: 19 | R: 1<br>E: 0<br>K: 0<br>S: 14<br>H: 3<br>LOB: 2<br>BB: 1<br>P: 22 | R: 3<br>E: 0<br>K: 2<br>S: 20<br>H: 3<br>LOB: 0<br>BB: 0<br>P: 27 | R: 0<br>E: 0<br>K: 1<br>S: 8<br>H: 0<br>LOB: 1<br>BB: 1<br>P: 14 | R: 0<br>E: 0<br>K: 1<br>S: 11<br>H: 0<br>LOB: 0<br>BB: 0<br>P: 14 | R: 0<br>E: 0<br>K: 1<br>S: 7<br>H: 0<br>LOB: 0<br>BB: 0<br>P: 12 | R: 3<br>E: 0<br>K: 0<br>S: 13<br>H: 2<br>LOB: 1<br>BB: 1<br>P: 19 | R: 0<br>E: 0<br>K: 1<br>S: 14<br>H: 1<br>LOB: 3<br>BB: 1<br>P: 25 | 1B: 6<br>2B: 1<br>3B: 1<br>HR: 3<br>SF: 0<br>SAC: 0<br>DP: 1<br>HBP: 0 | | | | | | |

| PITCHER | | IP | WLS | BF | H | R | ER | SO | BB | IBB | HBP | BLK | WP | HR | S | P | ERA | WHIP |
|---|---|---|---|---|---|---|---|---|---|---|---|---|---|---|---|---|---|---|
| 58 Jeremy Hellickson, R<br>ERA: 3.74 | (1, 1) | 3.1 | L | 19 | 8 | 5 | 5 | 2 | 2 | 0 | 0 | 0 | 0 | 2 | 56 | 87 | 13.50 | 3.000 |
| 54 Steve Geltz, R<br>ERA: | (4, 1) | 1.0 | | 4 | 0 | 0 | 0 | 3 | 1 | 0 | 0 | 0 | 0 | 0 | 11 | 16 | 0.00 | 1.000 |
| 47 Brandon Gomes, R<br>ERA: 4.05 | (5, 1) | 2.2 | | 8 | 0 | 0 | 0 | 2 | 0 | 0 | 0 | 0 | 0 | 0 | 22 | 32 | 0.00 | 0.000 |
| 27 Cesár Ramos, L<br>ERA: 3.79 | (8, 1) | 2.0 | | 11 | 3 | 3 | 3 | 1 | 2 | 0 | 0 | 0 | 0 | 1 | 27 | 44 | 13.50 | 2.500 |

| PITCHER | IP | WLS | BF | H | R | ER | SO | BB | IBB | HBP | BLK | WP | HR | S | P | ERA | WHIP |
|---|---|---|---|---|---|---|---|---|---|---|---|---|---|---|---|---|---|

# TOP

## Toronto Blue Jays @ Tampa Bay Rays

Tropicana Field, St. Petersburg, FL

Tue Sep 02 2014, 7:14 PM - 10:18 PM EDT

Att. 10,125 - Dome - 72 F

livebaseballscorecards.com

| | |
|---|---|
| AB | 37 |
| R | 8 |
| H | 11 |
| RBI | 8 |
| BB | 5 |
| SO | 8 |
| LOB | 17 |

| | | | | | |
|---|---|---|---|---|---|
| WP: 0 | PB: 0 | SB: 0 | CS: 0 | PA: | 42 |

| Batter | 1 | 2 | 3 | 4 | 5 | 6 | 7 | 8 | 9 | AB | R | H | RBI | BB | SO | LOB |
|---|---|---|---|---|---|---|---|---|---|---|---|---|---|---|---|---|
| 18 Ben Zobrist, S (1, 4)<br>OBP: 0.354, SLG: 0.403 | C KN 73<br>F KN 75<br>S KN 77<br>0-3<br>K<br>20<br>L1-6<br>9<br>WP | B KN 77<br>X KN 76<br>1-0 ③<br>P2 | | | C KN 74<br>B KN 78<br>C KN 78<br>X KN 78<br>1-2 ②<br>G4-3 | | B KN 74<br>B FF 82<br>F FF 82<br>F FF 83<br>B KN 79<br>S KN 75<br>3-3 ③<br>K | | | 4 | 0 | 0 | 0 | 0 | 2 | 2 |
| 9 Wil Myers, R (1, 9)<br>OBP: 0.301, SLG: 0.335 | B KN 76<br>B KN 75<br>S KN 72<br>C KN 74<br>F KN 75<br>F KN 77<br>B KN 76<br>S KN 75<br>3-3 ①<br>K<br>1-2 | | X KN 74<br>0-0 ①<br>G6-3 | | B KN 76<br>C KN 73<br>S KN 79<br>C KN 68<br>1-3 ③<br>K | | | C SI 96<br>C CU 82<br>B SI 97<br>B SI 97<br>C SI 97<br>2-3 ①<br>K | | 4 | 0 | 0 | 0 | 0 | 3 | 1 |
| 20 Matt Joyce, L (1, 7)<br>OBP: 0.360, SLG: 0.401 | X KN 77<br>0-0 ②③<br>L1-6<br>2-2 | | C FF 81<br>F EP 65<br>F KN 77<br>B KN 77<br>F KN 78<br>F KN 72<br>B KN 78<br>F KN 77<br>X KN 73<br>2-2 ②<br>F8 | | | F KN 74<br>X KN 78<br>0-1 ①<br>G5-3 | | C CU 82<br>X SI 98<br>0-1 ②<br>G5-3 | | 4 | 0 | 0 | 0 | 0 | 0 | 1 |
| 3 Evan Longoria, R (1, 5)<br>OBP: 0.322, SLG: 0.391 | | B KN 74<br>S KN 73<br>B KN 77<br>S KN 74<br>F KN 77<br>S KN 76<br>2-3 ①<br>K | S KN 77<br>C KN 78<br>X KN 79<br>0-2 ③<br>F7 | | | B KN 74<br>B KN 72<br>B FF 82<br>C FF 81<br>F FF 80<br>B KN 75<br>4-2<br>21<br>G4-3<br>21<br>PB<br>BB | | C SI 97<br>B SI 96<br>B CU 80<br>B SI 96<br>F FF 96<br>X SI 96<br>3-2 ③<br>L4 | | 3 | 0 | 0 | 0 | 1 | 1 | 0 |
| 21 James Loney, L (1, 3)<br>OBP: 0.330, SLG: 0.371 | | C KN 74<br>C EP 64<br>X KN 78<br>0-2<br>7<br>HBP<br>11<br>BB<br>24<br>1B<br>1B | | B KN 72<br>B FF 80<br>C KN 79<br>X FF 81<br>2-1 ①<br>F7 | | B KN 76<br>S KN 73<br>B KN 77<br>C KN 77<br>X KN 78<br>2-2 ②<br>G4-3<br>1-3 | | | F SI 90<br>F SL 79<br>X SI 90<br>0-2 ①<br>P5 | 4 | 1 | 1 | 0 | 0 | 0 | 1 |
| 11 Yunel Escobar, R (1, 6)<br>OBP: 0.313, SLG: 0.310 | | B KN 75<br>F KN 75<br>D KN 76<br>C FF 82<br>B KN 78<br>1 SAFE<br>B KN 75<br>4-2<br>24<br>1B<br>7<br>HBP<br>39<br>SF6<br>1-2<br>BB | | H FF 81<br>1-0<br>24<br>FC5-4<br>HBP | | S KN 76<br>B KN 79<br>B KN 77<br>B KN 75<br>B KN 74<br>4-1<br>BB | | | C FF 88<br>F SI 88<br>B SI 89<br>B SI 90<br>F SI 88<br>X SI 89<br>2-2 ②<br>F9 | 1 | 1 | 0 | 0 | 2 | 0 | 0 |
| 7 David DeJesus, L (1, 10)<br>OBP: 0.359, SLG: 0.426 | | C KN 76<br>B KN 78<br>B KN 77<br>C KN 75<br>F KN 76<br>H KN 77<br>3-2<br>24<br>1B<br>1-2<br>2-3<br>HBP | | X KN 73<br>0-0 ②<br>P5 | | C KN 79<br>X KN 79<br>0-1 ③<br>G4-3 | | | B SI 90<br>S SI 89<br>F SI 89<br>B SI 88<br>X FF 91<br>2-2 ③<br>F7 | 3 | 0 | 0 | 0 | 0 | 0 | 3 |
| 24 Ryan Hanigan, R (1, 2)<br>OBP: 0.322, SLG: 0.339 | | B KN 75<br>F FF 82<br>D KN 78<br>B KN 75<br>X FF 81<br>3-1<br>1-2<br>2-3<br>3-H<br>1B | | X FF 82<br>0-0 ③<br>FC5-4<br>1-2f | | | B KN 70<br>C FF 82<br>C KN 75<br>B KN 79<br>F KN 74<br>B KN 75<br>S FF 83<br>3-3 ①<br>K | | | 3 | 0 | 1 | 1 | 0 | 1 | 1 |
| 39 Kevin Kiermaier, L (1, 8)<br>OBP: 0.322, SLG: 0.462 | | X KN 77<br>0-0 ②<br>SF6<br>3-H | | | B KN 72<br>M FF 80<br>X KN 75<br>1-1 ①<br>G1-3 | | B KN 74<br>X FF 82<br>1-0 ②<br>G3-1 | | | 2 | 0 | 0 | 1 | 0 | 0 | 0 |
| Inning Stats | R: 0<br>E: 0<br>K: 2<br>S: 9<br>H: 0<br>LOB: 0<br>BB: 0<br>P: 12 | R: 2<br>E: 0<br>K: 1<br>S: 16<br>H: 2<br>LOB: 2<br>BB: 1<br>P: 29 | R: 0<br>E: 0<br>K: 0<br>S: 11<br>H: 0<br>LOB: 0<br>BB: 0<br>P: 13 | R: 0<br>E: 0<br>K: 0<br>S: 4<br>H: 0<br>LOB: 1<br>BB: 0<br>P: 7 | R: 0<br>E: 0<br>K: 1<br>S: 8<br>H: 0<br>LOB: 0<br>BB: 0<br>P: 11 | R: 0<br>E: 0<br>K: 0<br>S: 10<br>H: 0<br>LOB: 2<br>BB: 2<br>P: 20 | R: 0<br>E: 0<br>K: 2<br>S: 8<br>H: 0<br>LOB: 0<br>BB: 0<br>P: 15 | R: 0<br>E: 0<br>K: 1<br>S: 8<br>H: 0<br>LOB: 0<br>BB: 0<br>P: 13 | R: 0<br>E: 0<br>K: 0<br>S: 10<br>H: 0<br>LOB: 0<br>BB: 0<br>P: 14 | 1B: 2<br>2B: 1<br>3B: 0<br>HR: 0 | SF: 1<br>SAC: 0<br>DP: 1<br>HBP: 2 | WP: 1<br>PB: 2<br>SB: 0<br>CS: 0 | PA: 34 | | | | |

| PITCHER | | IP | WLS | BF | H | R | ER | SO | BB | IBB | HBP | BLK | WP | HR | S | P | ERA | WHIP |
|---|---|---|---|---|---|---|---|---|---|---|---|---|---|---|---|---|---|---|
| 43 R.A. Dickey, R<br>ERA: 3.94 | (1, 1) | 7.0 | W | 28 | 2 | 2 | 2 | 6 | 3 | 0 | 2 | 0 | 1 | 0 | 66 | 107 | 2.57 | 0.714 |
| 41 Aaron Sanchez, R<br>ERA: 1.59 | (8, 1) | 1.0 | | 3 | 0 | 0 | 0 | 1 | 0 | 0 | 0 | 0 | 0 | 0 | 8 | 13 | 0.00 | 0.000 |
| 58 Todd Redmond, R<br>ERA: 2.78 | (9, 1) | 1.0 | | 3 | 0 | 0 | 0 | 0 | 0 | 0 | 0 | 0 | 0 | 0 | 10 | 14 | 0.00 | 0.000 |

| PITCHER | IP | WLS | BF | H | R | ER | SO | BB | IBB | HBP | BLK | WP | HR | S | P | ERA | WHIP |
|---|---|---|---|---|---|---|---|---|---|---|---|---|---|---|---|---|---|

# BOTTOM

## Toronto Blue Jays @ Tampa Bay Rays

Tropicana Field, St. Petersburg, FL

Tue Sep 02 2014, 7:14 PM - 10:18 PM EDT

Att. 10,125 - Dome - 72 F

livebaseballscorecards.com

| | |
|---|---|
| AB | 28 |
| R | 2 |
| H | 2 |
| RBI | 2 |
| BB | 3 |
| SO | 7 |
| LOB | 9 |

| Batter | 1 | 2 | 3 | 4 | 5 | 6 | 7 | 8 | 9 | AB | R | H | RBI | BB | SO | LOB |
|---|---|---|---|---|---|---|---|---|---|---|---|---|---|---|---|---|
| 7 José Reyes, S (1, 6)<br>OBP: 0.330, SLG: 0.411 | B FF 92<br>F FF 92<br>X FF 93<br>1-1 P6 ① | | C FF 94<br>B FF 94<br>X FF 95<br>1-1 19 S 1B | | 1 SAFE<br>1 SAFE<br>1 SAFE<br>C FF 94<br>X CH 88<br>0-1 G3-1 ①<br>1-3 | F FF 96<br>C FF 96<br>X FF 96<br>0-2 3B | | C FF 89<br>B CU 75<br>B SI 89<br>B FC 84<br>X FC 85<br>3-1 L9 ② | | 5 | 0 | 2 | 0 | 0 | 0 | 1 |
| 53 Melky Cabrera, S (1, 7)<br>OBP: 0.351, SLG: 0.460<br>11 Kevin Pillar, R (9, 7)<br>OBP: 0.246, SLG: 0.339 | X FF 93<br>0-0 F8 ② | | C FF 93<br>1 SAFE<br>X FF 93<br>0-1 F8 ② | | B FF 96<br>X FF 95<br>1-0 SF7 ②<br>3-H | F SI 96<br>X CH 88<br>0-1 L7 ③ | | F FF 90<br>X CU 74<br>0-1 G5-3 ③ | | 4<br>0 | 0<br>0 | 0<br>0 | 1<br>0 | 0<br>0 | 0<br>0 | 2<br>0 |
| 19 José Bautista, R (1, 9)<br>OBP: 0.398, SLG: 0.519 | B FF 94<br>B FF 95<br>C FF 95<br>C FF 95<br>B SL 88<br>X FF 96<br>3-2 G6-3 ③ | | 1 SAFE<br>C FF 95<br>F FF 95<br>B FF 96<br>B FF 96<br>B SL 88<br>X FF 96<br>3-2 G3 ③<br>1-3 | | C SL 87<br>C SL 86<br>X FF 97<br>0-2 10 HR 1B | | C KC 76<br>F SL 86<br>B KC 76<br>B FF 92<br>B SL 83<br>X SL 85<br>3-2 26 1B 15 SF7 1B | | C FF 92<br>B FF 91<br>C SL 86<br>B FF 92<br>S SL 87<br>2-3 K ① | 5 | 2 | 2 | 0 | 0 | 1 | 1 |
| 10 Edwin Encarnación, R (1, 10)<br>OBP: 0.354, SLG: 0.558 | | B FF 94<br>C FF 95<br>C FF 94<br>S SL 88<br>1-3 K ① | | C FF 93<br>X SL 85<br>0-1 F8 ① | C SI 95<br>F FF 96<br>D FF 97<br>F FF 97<br>F FF 96<br>D FF 96<br>1 SAFE<br>D SL 88<br>F SL 86<br>3-2 X SL 86<br>1-H HR | | B FF 93<br>C FF 92<br>S SL 85<br>F FF 93<br>C FF 93<br>1-3 K ① | | F FF 92<br>F SL 86<br>B FF 92<br>F FF 92<br>F CU 82<br>B SL 87<br>B SL 87<br>F FF 92<br>F SL 85<br>3-3 C CU 82 K ② | 5 | 1 | 1 | 2 | 0 | 3 | 1 |
| 26 Adam Lind, L (1, 3)<br>OBP: 0.380, SLG: 0.471<br>18 Steve Tolleson, R (9, 5)<br>OBP: 0.293, SLG: 0.355 | | B FF 94<br>C FF 95<br>T SL 87<br>X SL 87<br>1-2 30 HR 1B | | F FF 93<br>X FF 94<br>0-1 30 1B 15 SF8 2B | C FF 94<br>X SL 86<br>0-1 30 WP 1B | | C FF 92<br>1 SAFE<br>F FF 92<br>B SL 83<br>B SL 86<br>F SL 85<br>B FF 93<br>F SL 83<br>1 SAFE<br>3-2 X FF 92<br>15 SF7 30 IBB<br>1-3 1B | | X FF 90<br>0-0 F7 ③ | 5<br>0 | 2<br>0 | 4<br>0 | 0<br>0 | 0<br>0 | 0<br>0 | 0<br>0 |
| 30 Dioner Navarro, S (1, 2)<br>OBP: 0.324, SLG: 0.412 | | F FF 93<br>B FF 94<br>F FF 94<br>F FF 95<br>B FF 96<br>X SL 87<br>2-2 1-H HR | | C FF 94<br>S FF 95<br>F FF 96<br>F FF 96<br>F FF 95<br>X CH 90<br>0-2 17 WP 2-3 1B | C FF 94<br>B FF 95<br>B SI 94<br>F FF 94<br>F SL 87<br>B SL 87<br>B FF 96<br>4-2 1-3 BB | | I IN 68<br>I IN 71<br>I IN 72<br>I IN 73<br>4-0 1-2 IBB | | | 2 | 1 | 2 | 2 | 2 | 0 | 0 |
| 15 Danny Valencia, R (1, 5)<br>OBP: 0.322, SLG: 0.401 (9, 3) | | B FF 95<br>B FF 96<br>C FF 95<br>X FF 96<br>2-1 F8 ② | | X FF 94<br>0-0 SF8 ②<br>3-H | B FF 95<br>X FF 95<br>1-0 P3 ③ | | B SL 84<br>B SL 84<br>B FF 92<br>F FF 92<br>F SL 84<br>F FF 93<br>X FF 93<br>3-2 SF7 ②<br>2-3<br>3-H | | | 2 | 0 | 0 | 2 | 0 | 0 | 2 |
| 17 Ryan Goins, L (1, 4)<br>OBP: 0.221, SLG: 0.276 | | C FF 95<br>F FF 96<br>C FF 96<br>0-3 K ③ | | F FF 94<br>B FF 96<br>X FF 95<br>1-1 G3 ③<br>1-2 | | B FF 92<br>X FF 93<br>1-0 L7 ① | C FF 92<br>X SL 83<br>0-1 P5 ③ | | | 4 | 0 | 0 | 0 | 0 | 1 | 3 |
| 8 Anthony Gose, L (1, 8)<br>OBP: 0.332, SLG: 0.291 | | | X FF 93<br>0-0 G4-3 ① | | C SL 84<br>B CH 88<br>B CH 87<br>B FF 95<br>C FF 93<br>F FF 96<br>F FF 94<br>X FF 95<br>3-2 7 G3-1 7 S 53 SF7 1B | C CH 86<br>B FF 95<br>X CH 87<br>1-1 G2-3 ② | | C SI 90<br>F SI 90<br>X CU 74<br>0-2 G4-3 ① | | 4 | 1 | 1 | 0 | 0 | 0 | 0 |
| Inning Stats | R: 0<br>E: 0<br>K: 0<br>S: 6<br>H: 0<br>LOB: 0<br>BB: 0<br>P: 10 | R: 2<br>E: 0<br>K: 2<br>S: 15<br>H: 2<br>LOB: 0<br>BB: 0<br>P: 21 | R: 0<br>E: 0<br>K: 0<br>S: 8<br>H: 1<br>LOB: 1<br>BB: 0<br>P: 12 | R: 1<br>E: 0<br>K: 0<br>S: 13<br>H: 2<br>LOB: 1<br>BB: 0<br>P: 14 | R: 3<br>E: 0<br>K: 0<br>S: 23<br>H: 4<br>LOB: 2<br>BB: 1<br>P: 35 | R: 0<br>E: 0<br>K: 0<br>S: 8<br>H: 1<br>LOB: 1<br>BB: 0<br>P: 10 | R: 1<br>E: 0<br>K: 1<br>S: 18<br>H: 2<br>LOB: 2<br>BB: 1<br>P: 32 | R: 0<br>E: 0<br>K: 0<br>S: 7<br>H: 0<br>LOB: 0<br>BB: 0<br>P: 10 | R: 0<br>E: 0<br>K: 2<br>S: 11<br>H: 0<br>LOB: 0<br>BB: 0<br>P: 16 | 1B: 8<br>2B: 1<br>3B: 1<br>HR: 2 | SF: 3<br>SAC: 0<br>DP: 0<br>HBP: 0 | WP: 3<br>PB: 0<br>SB: 3<br>CS: 0 | PA: 41 | | | | |

TOP

# Toronto Blue Jays @ Tampa Bay Rays

Tropicana Field, St. Petersburg, FL

Wed Sep 03 2014, 7:10 PM - 10:49 PM EDT

Att. 10,264 - Dome - 72 F

livebaseballscorecards.com

| | |
|---|---|
| AB | 36 |
| R | 7 |
| H | 12 |
| RBI | 7 |
| BB | 2 |
| SO | 5 |
| LOB | 10 |

| PITCHER | | IP | WLS | BF | H | R | ER | SO | BB | IBB | HBP | BLK | WP | HR | S | P | ERA | WHIP |
|---|---|---|---|---|---|---|---|---|---|---|---|---|---|---|---|---|---|---|
| 22 Chris Archer, R<br>ERA: 3.6 | (1, 1) | 6.0 | L | 29 | 10 | 6 | 6 | 2 | 1 | 0 | 0 | 0 | 2 | 2 | 73 | 102 | 9.00 | 1.833 |
| 49 Kirby Yates, R<br>ERA: 3.48 | (7, 1) | 1.0 | | 6 | 2 | 1 | 1 | 1 | 0 | 1 | 0 | 0 | 0 | 0 | 18 | 32 | 9.00 | 2.000 |
| 38 Jeff Beliveau, L<br>ERA: 1.93 | (8, 1) | 1.0 | | 3 | 0 | 0 | 0 | 0 | 0 | 0 | 0 | 0 | 0 | 0 | 7 | 10 | 0.00 | 0.000 |
| 50 Grant Balfour, R<br>ERA: 5.07 | (9, 1) | 1.0 | | 3 | 0 | 0 | 0 | 2 | 0 | 0 | 0 | 0 | 0 | 0 | 11 | 16 | 0.00 | 0.000 |

| PITCHER | IP | WLS | BF | H | R | ER | SO | BB | IBB | HBP | BLK | WP | HR | S | P | ERA | WHIP |
|---|---|---|---|---|---|---|---|---|---|---|---|---|---|---|---|---|---|

# BOTTOM

# Toronto Blue Jays @ Tampa Bay Rays

Tropicana Field, St. Petersburg, FL

Wed Sep 03 2014, 7:10 PM - 10:49 PM EDT

Att. 10,264 - Dome - 72 F

livebaseballscorecards.com

| Batter | 1 | 2 | 3 | 4 | 5 | 6 | 7 | 8 | 9 | AB | R | H | RBI | BB | SO | LOB |
|---|---|---|---|---|---|---|---|---|---|---|---|---|---|---|---|---|
| 18 Ben Zobrist, S (1, 4)<br>OBP: 0.357, SLG: 0.404 | X FF 93<br>0-0<br>9 FC4-6 1B | | | B CH 85<br>F SI 90<br>B SI 91<br>B CH 85<br>B SI 91<br>4-1<br>20 G4-3 BB | | X FC 89<br>0-0<br>20 1B 3 1B 1B | C SI 92<br>C CH 81<br>B SI 92<br>X SI 93<br>1-2 ③<br>L9 | | C SI 96<br>B CH 90<br>F SI 95<br>C SI 96<br>1-3 ③<br>K 1-2 | 4 | 1 | 2 | 0 | 1 | 1 | 2 |
| 9 Wil Myers, R (1, 9)<br>OBP: 0.300, SLG: 0.333 | X SI 91<br>0-0 ①<br>FC4-6 20 G3-6 1-2f | | | F SI 93<br>C SL 86<br>B SV 84<br>S SV 83<br>1-3 ①<br>K | | B SV 83<br>B SI 91<br>X SI 92<br>2-0 ②<br>F9 | | B SI 95<br>B SI 95<br>B FF 96<br>C SI 93<br>X SI 96<br>3-1<br>3 HR 1B | | 4 | 1 | 1 | 0 | 0 | 1 | 3 |
| 20 Matt Joyce, L (1, 7)<br>OBP: 0.359, SLG: 0.399 | C SI 92<br>X CH 86<br>0-1 ②③<br>G3-6 1-2f | | | B CH 85<br>S CH 84<br>X FC 90<br>1-1 ②<br>G4-3 1-2 | | B SI 92<br>B FC 90<br>X FC 91<br>2-0<br>3 1B 21 1B 1-3 1B | | B SI 95<br>C SI 95<br>B CH 88<br>F SI 95<br>T SI 97<br>2-2 ①<br>K | | 4 | 1 | 1 | 0 | 0 | 1 | 3 |
| 3 Evan Longoria, R (1, 5)<br>OBP: 0.323, SLG: 0.398 | | C SI 91<br>T SV 83<br>B SI 92<br>B SV 84<br>F SV 84<br>F SI 93<br>X SI 93<br>2-2 ①<br>F8 | | C SV 83<br>F SV 83<br>X SV 83<br>0-2 ③<br>F7 | | X SI 93<br>0-0<br>21 1B 1-2 3-H 1B | | B FF 96<br>X FF 95<br>1-0<br>1-H HR | | 4 | 1 | 2 | 3 | 0 | 0 | 1 |
| 21 James Loney, L (1, 3)<br>OBP: 0.330, SLG: 0.370 | | B SI 92<br>F CH 87<br>B FC 93<br>C FF 92<br>X SI 92<br>2-2 ②<br>G4-3 | | | C SI 90<br>F FC 89<br>B SV 82<br>F SV 81<br>B SI 90<br>B SI 92<br>F SI 92<br>S SI 92<br>3-3 ①<br>K | X FF 86<br>0-0<br>1-3 2-H 1B | | F SI 97<br>B CH 90<br>S CH 90<br>F CH 90<br>B FF 95<br>X SL 90<br>2-2 ②<br>G3 | | 4 | 0 | 1 | 1 | 0 | 1 | 0 |
| 11 Yunel Escobar, R (1, 6)<br>OBP: 0.313, SLG: 0.310 | | T FF 93<br>B FF 93<br>F SI 93<br>S SV 83<br>1-3 ③<br>K | | | F SI 93<br>X SI 92<br>0-1<br>7 1B 1B | F SV 84<br>F SV 83<br>F SV 81<br>B FF 93<br>B SI 92<br>B SV 84<br>X SI 93<br>3-2 ③<br>G6-3 | | B FF 98<br>B FF 96<br>F FF 93<br>B FF 95<br>X SI 94<br>3-1 ③<br>G6-3 | | 4 | 0 | 1 | 0 | 0 | 1 | 2 |
| 7 David DeJesus, L (1, 10)<br>OBP: 0.361, SLG: 0.426<br>1 Sean Rodríguez, R (7, PH)<br>OBP: 0.267, SLG: 0.459 (8, 10) | | | C SI 92<br>X SI 91<br>0-1 ①<br>L9 | | X SI 92<br>0-0<br>28 G4-6-3 1-2 1B | | F SI 91<br>C SI 92<br>B SI 93<br>F SL 81<br>S CH 80<br>1-3 ①<br>K | | X SI 96<br>0-0 ①<br>G5-3 | 2<br>2 | 0<br>0 | 1<br>0 | 0<br>0 | 0<br>0 | 0<br>1 | 0<br>0 |
| 28 José Molina, R (1, 2)<br>OBP: 0.235, SLG: 0.191<br>24 Ryan Hanigan, R (9, PH)<br>OBP: 0.321, SLG: 0.337 | | | B FF 91<br>B FF 92<br>F SI 91<br>C SI 92<br>C SI 92<br>2-3 ②<br>K | | X FC 90<br>0-0 ②③<br>G4-6-3 1-2f | | S SI 92<br>S SI 92<br>B SI 93<br>B SI 93<br>F SI 92<br>B SI 92<br>X SI 92<br>3-2 ②<br>F9 | | C SI 95<br>B FF 96<br>B SI 96<br>B SI 96<br>X SI 95<br>3-1 ②<br>G3 | 3<br>1 | 0<br>0 | 0<br>0 | 0<br>0 | 0<br>0 | 1<br>0 | 2<br>0 |
| 39 Kevin Kiermaier, L (1, 8)<br>OBP: 0.320, SLG: 0.458<br>5 Brandon Guyer, R (7, PH)<br>OBP: 0.348, SLG: 0.383 (8, 8) | | | B SI 90<br>B SV 81<br>X SI 91<br>2-0 ③<br>G3-1 | | | B SI 91<br>B FC 89<br>X FC 88<br>2-0 ①<br>G5-3 | B SL 78<br>B SI 92<br>F SI 92<br>C SI 93<br>X CH 80<br>2-2<br>1B | | B SI 94<br>X SI 95<br>1-0<br>18 DI 1B | 2<br>2 | 0<br>0 | 0<br>2 | 0<br>0 | 0<br>0 | 0<br>0 | 0<br>0 |
| Inning Stats | R: 0 H: 1<br>E: 0 LOB: 0<br>K: 0 BB: 0<br>S: 4 P: 4 | R: 0 H: 0<br>E: 0 LOB: 0<br>K: 1 BB: 0<br>S: 11 P: 16 | R: 0 H: 0<br>E: 0 LOB: 0<br>K: 1 BB: 0<br>S: 6 P: 10 | R: 0 H: 0<br>E: 0 LOB: 1<br>K: 1 BB: 1<br>S: 9 P: 15 | R: 0 H: 2<br>E: 0 LOB: 1<br>K: 1 BB: 0<br>S: 9 P: 12 | R: 2 H: 4<br>E: 0 LOB: 2<br>K: 0 BB: 0<br>S: 10 P: 19 | R: 0 H: 1<br>E: 0 LOB: 1<br>K: 1 BB: 0<br>S: 14 P: 21 | R: 2 H: 2<br>E: 0 LOB: 0<br>K: 1 BB: 0<br>S: 12 P: 23 | R: 0 H: 1<br>E: 0 LOB: 1<br>K: 1 BB: 0<br>S: 7 P: 12 | 1B: 10 SF: 0<br>2B: 0 SAC: 0<br>3B: 0 DP: 2<br>HR: 1 HBP: 0 | | | | | | |

| AB | 36 |
|---|---|
| R | 4 |
| H | 11 |
| RBI | 4 |
| BB | 1 |
| SO | 7 |
| LOB | 13 |

WP: 0 PA: 37
PB: 0
SB: 0
CS: 0

| PITCHER | | IP | WLS | BF | H | R | ER | SO | BB | IBB | HBP | BLK | WP | HR | S | P | ERA | WHIP |
|---|---|---|---|---|---|---|---|---|---|---|---|---|---|---|---|---|---|---|
| 6 Marcus Stroman, R<br>ERA: 3.92 | (1, 1) | 6.0 | W | 24 | 7 | 2 | 2 | 4 | 1 | 0 | 0 | 0 | 0 | 0 | 49 | 76 | 3.00 | 1.333 |
| 62 Aaron Loup, L<br>ERA: 2.87 | (7, 1) | 1.0 | | 4 | 1 | 0 | 0 | 1 | 0 | 0 | 0 | 0 | 0 | 0 | 14 | 21 | 0.00 | 1.000 |
| 29 Dustin McGowan, R<br>ERA: 4.32 | (8, 1) | 1.0 | | 5 | 2 | 2 | 2 | 1 | 0 | 0 | 0 | 0 | 0 | 1 | 12 | 23 | 18.00 | 2.000 |
| 41 Aaron Sanchez, R<br>ERA: 1.52 | (9, 1) | 1.0 | S | 4 | 1 | 0 | 0 | 1 | 0 | 0 | 0 | 0 | 0 | 0 | 7 | 12 | 0.00 | 1.000 |

| PITCHER | IP | WLS | BF | H | R | ER | SO | BB | IBB | HBP | BLK | WP | HR | S | P | ERA | WHIP |
|---|---|---|---|---|---|---|---|---|---|---|---|---|---|---|---|---|---|

| Batter | 1 | 2 | 3 | 4 | 5 | 6 | 7 | 8 | 9 | 10 | AB | R | H | RBI | BB | SO | LOB |
|---|---|---|---|---|---|---|---|---|---|---|---|---|---|---|---|---|---|
| 7 José Reyes, S (1, 6)<br>OBP: 0.327, SLG: 0.407 | C FF 90<br>B FF 90<br>S FF 89<br>F FS 84<br>F FF 90<br>X FS 83<br>1-2 ① P4 | | S FS 82<br>1 SAFE<br>S FS 83<br>1 SAFE<br>B FF 89<br>B FF 88<br>F FS 82<br>X FF 90<br>2-2 ③ L8 | | | C FF 89<br>B FS 82<br>B FS 82<br>F FS 82<br>F FS 82<br>X FS 83<br>2-2 ② L4 | | | C SI 94<br>X SI 94<br>0-1 ① G6-3 | | 4 | 0 | 0 | 0 | 0 | 0 | 2 |
| 53 Melky Cabrera, S (1, 7)<br>OBP: 0.348, SLG: 0.457<br>11 Kevin Pillar, R (10, 7)<br>OBP: 0.246, SLG: 0.339 | C FS 82<br>B FF 91<br>F FF 90<br>X FF 90<br>1-2 ② L7 | | | B CU 69<br>X FS 83<br>1-0 ① L8 | | F FF 89<br>B FF 89<br>F FS 82<br>F FF 90<br>F FF 89<br>F FF 90<br>S FS 83<br>1-3 ③ K | | | B SI 94<br>B SI 94<br>F FF 94<br>F FF 94<br>F SI 95<br>X FF 95<br>2-2 ② G5-3 | | 4<br>0 | 0<br>0 | 0<br>0 | 0<br>0 | 0<br>0 | 1<br>0 | 1<br>0 |
| 19 José Bautista, R (1, 9)<br>OBP: 0.397, SLG: 0.517 | F FF 89<br>S FC 87<br>X FC 86<br>0-2 ③ P3 | | | B CU 70<br>B FS 84<br>C FC 84<br>X FS 83<br>2-1 ② G5-3 | | | C FS 81<br>B FF 88<br>X FF 89<br>1-1 ① F8 | | F FF 96<br>X SI 95<br>0-1 1B | | 4 | 0 | 1 | 0 | 0 | 0 | 0 |
| 10 Edwin Encarnación, R (1, 10)<br>OBP: 0.351, SLG: 0.552 | | C FF 90<br>C FF 88<br>X FF 89<br>0-2 ① F8 | | B FS 83<br>B FS 84<br>C FC 86<br>F FS 83<br>B FC 87<br>X FC 86<br>3-2 ③ G5-3 | | | B FC 84<br>X FC 86<br>1-0 ② P5 | | C SI 95<br>B FF 96<br>B SI 94<br>1 SAFE<br>1 SAFE<br>X FF 93<br>2-1 ③ P3 | | 4 | 0 | 0 | 0 | 0 | 0 | 1 |
| 26 Adam Lind, L (1, 3)<br>OBP: 0.375, SLG: 0.465<br>9 John Mayberry Jr., R (10, PH)<br>OBP: 0.304, SLG: 0.418<br>28 Colby Rasmus, L (10, PH)<br>OBP: 0.289, SLG: 0.449<br>18 Steve Tolleson, R (10, 5)<br>OBP: 0.293, SLG: 0.355 | | C FF 90<br>S FF 90<br>B FS 84<br>B FF 90<br>F FS 84<br>S FC 89<br>2-3 ② K | | | X FF 90<br>0-0 ① F7 | | C FF 90<br>B FF 90<br>F FF 89<br>X FF 90<br>1-2 ③ F7 | | | B SL 76<br>C SL 80<br>B FS 82<br>S FF 92<br>B FC 93<br>X FF 93<br>3-2 HR | 3<br>0<br>1<br>0 | 0<br>0<br>1<br>0 | 0<br>0<br>1<br>0 | 0<br>0<br>1<br>0 | 0<br>0<br>0<br>0 | 1<br>0<br>0<br>0 | 0<br>0<br>0<br>0 |
| 30 Dioner Navarro, S (1, 2)<br>OBP: 0.322, SLG: 0.409 | | C FS 84<br>B FS 84<br>S FS 84<br>S FS 84<br>1-3 ③ K | | | C FF 89<br>F FS 82<br>X FS 83<br>0-2 ② L7 | | | X FS 81<br>0-0 ① F9 | | C FF 92<br>B FS 81<br>F FS 82<br>X FF 93<br>1-2 ① F8 | 4 | 0 | 0 | 0 | 0 | 1 | 0 |
| 15 Danny Valencia, R (1, 5)<br>OBP: 0.321, SLG: 0.398<br>(10, 3) | | | C SL 76<br>X FC 85<br>0-1 ① P3 | | B FF 90<br>B FC 86<br>X FF 90<br>2-0 ③ P3 | | | C FF 90<br>B FC 85<br>B FF 90<br>F FF 91<br>F FC 87<br>X FC 87<br>2-2 1B | | C FF 93<br>F FF 93<br>B FS 83<br>X FF 93<br>1-2 ② G6-3 | 4 | 0 | 1 | 0 | 0 | 0 | 0 |
| 17 Ryan Goins, L (1, 4)<br>OBP: 0.226, SLG: 0.279<br>66 Munenori Kawasaki, L (8, PH)<br>OBP: 0.320, SLG: 0.307<br>(8, 4) | | | C FF 89<br>B FS 84<br>F FS 83<br>B FF 90<br>F FS 83<br>F SL 83<br>X FF 90<br>2-2 1B | | | C FS 82<br>X FS 83<br>0-1 ① F7 | | B FF 92<br>C FF 91<br>X CH 78<br>1-1 ② P5 | | B FF 93<br>S FF 93<br>B FS 83<br>X FF 92<br>2-1 ③ F7 | 2<br>2 | 0<br>0 | 1<br>0 | 0<br>0 | 0<br>0 | 0<br>0 | 0<br>1 |
| 8 Anthony Gose, L (1, 8)<br>OBP: 0.332, SLG: 0.297 | | | X SI 89<br>0-0 ② B2 | | | B FF 90<br>B FS 83<br>X FS 83<br>2-0 2B | | 1 SAFE<br>F CH 79<br>B FF 91<br>S FC 92<br>X FF 94<br>1-2 ③ G3 | | | 3 | 0 | 1 | 0 | 0 | 0 | 2 |
| Inning Stats | R: 0<br>E: 0<br>K: 0<br>S: 11<br>H: 0<br>LOB: 0<br>BB: 0<br>P: 13 | R: 0<br>E: 0<br>K: 2<br>S: 10<br>H: 0<br>LOB: 0<br>BB: 0<br>P: 13 | R: 0<br>E: 0<br>K: 0<br>S: 12<br>H: 1<br>LOB: 1<br>BB: 0<br>P: 16 | R: 0<br>E: 0<br>K: 0<br>S: 6<br>H: 0<br>LOB: 0<br>BB: 0<br>P: 12 | R: 0<br>E: 0<br>K: 0<br>S: 5<br>H: 0<br>LOB: 0<br>BB: 0<br>P: 7 | R: 0<br>E: 0<br>K: 1<br>S: 13<br>H: 1<br>LOB: 1<br>BB: 0<br>P: 18 | R: 0<br>E: 0<br>K: 0<br>S: 6<br>H: 0<br>LOB: 0<br>BB: 0<br>P: 9 | R: 0<br>E: 0<br>K: 0<br>S: 10<br>H: 1<br>LOB: 1<br>BB: 0<br>P: 14 | R: 0<br>E: 0<br>K: 0<br>S: 10<br>H: 1<br>LOB: 1<br>BB: 0<br>P: 14 | R: 1<br>E: 0<br>K: 0<br>S: 11<br>H: 1<br>LOB: 0<br>BB: 0<br>P: 18 | 1B: 3<br>2B: 1<br>3B: 0<br>HR: 1<br>SF: 0<br>SAC: 0<br>DP: 0<br>HBP: 0 | | | | | | |

| PITCHER | | IP | WLS | BF | H | R | ER | SO | BB | IBB | HBP | BLK | WP | HR | S | P | ERA | WHIP |
|---|---|---|---|---|---|---|---|---|---|---|---|---|---|---|---|---|---|---|
| 23 Jake Odorizzi, R<br>ERA: 3.84 | (1, 1) | 7.1 | | 25 | 3 | 0 | 0 | 3 | 0 | 0 | 0 | 0 | 0 | 0 | 68 | 95 | 0.00 | 0.409 |
| 26 Brad Boxberger, R<br>ERA: 1.98 | (8, 1) | 0.2 | | 2 | 0 | 0 | 0 | 0 | 0 | 0 | 0 | 0 | 0 | 0 | 5 | 7 | 0.00 | 0.000 |
| 57 Jake McGee, L<br>ERA: 1.27 | (9, 1) | 1.0 | | 4 | 1 | 0 | 0 | 0 | 0 | 0 | 0 | 0 | 0 | 0 | 10 | 14 | 0.00 | 1.000 |
| 54 Steve Geltz, R<br>ERA: 3.86 | (10, 1) | 1.0 | L | 4 | 1 | 1 | 1 | 0 | 0 | 0 | 0 | 0 | 0 | 1 | 11 | 18 | 9.00 | 1.000 |

| PITCHER | IP | WLS | BF | H | R | ER | SO | BB | IBB | HBP | BLK | WP | HR | S | P | ERA | WHIP |
|---|---|---|---|---|---|---|---|---|---|---|---|---|---|---|---|---|---|

# TOP

## Toronto Blue Jays @ Tampa Bay Rays

Tropicana Field, St. Petersburg, FL

Thu Sep 04 2014, 7:13 PM - 10:01 PM EDT

Att. 10,392 - Dome - 72 F

livebaseballscorecards.com

| | |
|---|---|
| AB | 35 |
| R | 1 |
| H | 5 |
| RBI | 1 |
| BB | 0 |
| SO | 3 |
| LOB | 7 |

WP: 0 PA: 35
PB: 0
SB: 0
CS: 0

| Batter | 1 | 2 | 3 | 4 | 5 | 6 | 7 | 8 | 9 | 10 | AB | R | H | RBI | BB | SO | LOB |
|---|---|---|---|---|---|---|---|---|---|---|---|---|---|---|---|---|---|
| 18 Ben Zobrist, S (1, 10)<br>OBP: 0.357, SLG: 0.404 | B CH 82<br>C SI 83<br>X CU 71<br>1-1 ①<br>G3 | | C CU 66<br>F CU 70<br>B FF 86<br>B CH 78<br>X SI 85<br>2-2 ①<br>9<br>G4-3<br>1B | | | B SI 84<br>B CH 81<br>C SI 85<br>1 SAFE<br>1 SAFE<br>F CH 80<br>X CH 81<br>2-2 ①②<br>G5-4-3<br>1-2f | | | X SI 91<br>0-0 ①<br>9<br>1B<br>9<br>WP<br>1B | X FC 88<br>0-0 ③<br>F7 | 5 | 0 | 2 | 0 | 0 | 0 | 2 |
| 9 Wil Myers, R (1, 9)<br>OBP: 0.303, SLG: 0.336 | B CH 82<br>F CH 78<br>X CH 81<br>1-1 ②<br>F7 | | X CH 79<br>0-0 ②③<br>G4-3<br>1-2f | | | F CU 72<br>B CU 69<br>B SI 84<br>B CH 80<br>X CH 79<br>3-1 ③<br>1B | | | B CH 87<br>B CU 84<br>X CU 85<br>2-0 ①<br>3<br>IBB<br>1-3<br>1B | | 4 | 0 | 2 | 0 | 0 | 0 | 1 |
| 5 Brandon Guyer, R (1, 7)<br>OBP: 0.342, SLG: 0.376 | X SI 84<br>0-0 ③<br>G4-3 | | | B SI 83<br>C SI 84<br>B CH 81<br>F FC 81<br>T SI 85<br>2-2 ①<br>K | | | C CH 78<br>X SI 83<br>0-1 ①<br>B1-3 | | B FF 92<br>S CU 86<br>B FF 93<br>S CU 86<br>B CU 87<br>S CU 86<br>3-3 ①<br>K | | 4 | 0 | 0 | 0 | 0 | 2 | 2 |
| 3 Evan Longoria, R (1, 5)<br>OBP: 0.325, SLG: 0.397 | | B SI 82<br>F SI 83<br>X CU 72<br>1-1 ①<br>11<br>FC6-4<br>1B | | B SI 86<br>B SI 84<br>C FF 85<br>F FF 85<br>X CH 79<br>2-2 ②<br>G5-3 | | | S CH 79<br>B CH 78<br>X CH 78<br>1-1 ②<br>G6-3 | | I IN 69<br>I IN 72<br>I IN 72<br>I IN 73<br>4-0 ①<br>1-2<br>IBB | | 3 | 0 | 1 | 0 | 1 | 0 | 0 |
| 11 Logan Forsythe, R (1, 4)<br>OBP: 0.286, SLG: 0.337 | | C SI 84<br>B SI 82<br>S FC 81<br>B FF 84<br>B CH 79<br>X SI 85<br>3-2 ①<br>FC6-4<br>11<br>BB<br>1-2f | | B SI 84<br>C CH 77<br>F CH 80<br>B FF 85<br>C CH 77<br>2-3 ③<br>K | | | C CU 70<br>F SI 85<br>B FF 83<br>F CU 72<br>B CU 71<br>F CH 79<br>F CH 78<br>F SI 85<br>C SI 84<br>2-3 ③<br>K | | B FF 89<br>C CU 86<br>S FF 93<br>F CU 87<br>S CU 86<br>1-3 ②<br>K | | 4 | 0 | 0 | 0 | 0 | 3 | 4 |
| 1 Sean Rodríguez, R (1, 3)<br>OBP: 0.262, SLG: 0.450 | | S CH 79<br>S CH 79<br>F CH 78<br>C SI 85<br>0-3 ②<br>K | X CH 80<br>0-0 ①<br>P3 | | | | B CH 78<br>B CH 78<br>X SI 82<br>2-0 ①<br>G6-3 | | B FF 93<br>S CU 85<br>B CU 85<br>C FF 94<br>S CU 87<br>2-3 ③<br>K | | 4 | 0 | 0 | 0 | 0 | 2 | 4 |
| 11 Yunel Escobar, R (1, 6)<br>OBP: 0.312, SLG: 0.308 | | B SI 84<br>1 SAFE<br>B SI 83<br>B SI 84<br>C FF 84<br>S SI 85<br>B SI 85<br>4-2 ①<br>1-2<br>BB | B CH 80<br>C CH 80<br>X CH 77<br>1-1 ②<br>L7 | | | | X SI 84<br>0-0 ②<br>G5-3 | | | C FC 90<br>B FF 90<br>B CU 74<br>F FF 90<br>B FC 88<br>X FC 89<br>3-2 ①<br>F8 | 3 | 0 | 0 | 0 | 1 | 0 | 0 |
| 24 Ryan Hanigan, R (1, 2)<br>OBP: 0.321, SLG: 0.337<br>7 David DeJesus, L (10, PH)<br>OBP: 0.364, SLG: 0.426 | | F SI 84<br>B SI 85<br>F CH 79<br>B SI 86<br>B FC 81<br>X SI 85<br>3-2 ③<br>P3 | C FF 84<br>X FF 84<br>0-1 ③<br>F9 | | | | C FF 84<br>F SI 83<br>B SI 84<br>B SI 83<br>X CH 78<br>2-2<br>1B | | | B CU 74<br>C FF 90<br>B FC 90<br>B FF 90<br>B FC 90<br>4-1<br>39<br>FC4-6<br>BB | 3<br>0 | 0<br>0 | 1<br>0 | 0<br>0 | 0<br>1 | 0<br>0 | 2<br>0 |
| 39 Kevin Kiermaier, L (1, 8)<br>OBP: 0.319, SLG: 0.455 | | | B FF 84<br>X CH 78<br>1-0 ①<br>G3-1 | | | B SI 83<br>C SI 83<br>X SI 84<br>1-1<br>18<br>G5-4-3<br>1B | | X SI 83<br>0-0 ③<br>G4-3 | | X FC 89<br>0-0 ②<br>FC4-6<br>1-2f | 4 | 0 | 1 | 0 | 0 | 0 | 2 |
| Inning Stats | R: 0<br>E: 0<br>K: 0<br>S: 5<br>H: 0<br>LOB: 0<br>BB: 0<br>P: 7 | R: 0<br>E: 0<br>K: 1<br>S: 14<br>H: 1<br>LOB: 2<br>BB: 1<br>P: 25 | R: 0<br>E: 0<br>K: 0<br>S: 5<br>H: 1<br>LOB: 0<br>BB: 0<br>P: 8 | R: 0<br>E: 0<br>K: 2<br>S: 9<br>H: 0<br>LOB: 0<br>BB: 0<br>P: 15 | R: 0<br>E: 0<br>K: 0<br>S: 5<br>H: 0<br>LOB: 0<br>BB: 0<br>P: 6 | R: 0<br>E: 0<br>K: 0<br>S: 7<br>H: 2<br>LOB: 1<br>BB: 0<br>P: 13 | R: 0<br>E: 0<br>K: 1<br>S: 11<br>H: 0<br>LOB: 0<br>BB: 0<br>P: 14 | R: 0<br>E: 0<br>K: 0<br>S: 6<br>H: 1<br>LOB: 1<br>BB: 0<br>P: 10 | R: 0<br>E: 0<br>K: 3<br>S: 12<br>H: 2<br>LOB: 3<br>BB: 1<br>P: 24 | R: 0<br>E: 0<br>K: 0<br>S: 6<br>H: 0<br>LOB: 1<br>BB: 1<br>P: 13 | 1B: 7<br>2B: 0<br>3B: 0<br>HR: 0 | SF: 0<br>SAC: 0<br>DP: 2<br>HBP: 0 | | WP: 1<br>PB: 0<br>SB: 0<br>CS: 0 | | PA: 37 | | |

| PITCHER | | IP | WLS | BF | H | R | ER | SO | BB | IBB | HBP | BLK | WP | HR | S | P | ERA | WHIP |
|---|---|---|---|---|---|---|---|---|---|---|---|---|---|---|---|---|---|---|
| 56 Mark Buehrle, L<br>ERA: 3.34 | (1, 1) | 8.0 | | 27 | 5 | 0 | 0 | 4 | 1 | 0 | 0 | 0 | 0 | 0 | 62 | 98 | 0.00 | 0.750 |
| 27 Brett Cecil, L<br>ERA: 3.13 | (9, 1) | 1.0 | W | 6 | 2 | 0 | 0 | 3 | 0 | 1 | 0 | 0 | 1 | 0 | 12 | 24 | 0.00 | 2.000 |
| 44 Casey Janssen, R<br>ERA: 3.72 | (10, 1) | 1.0 | S | 4 | 0 | 0 | 0 | 0 | 1 | 0 | 0 | 0 | 0 | 0 | 6 | 13 | 0.00 | 1.000 |

| PITCHER | IP | WLS | BF | H | R | ER | SO | BB | IBB | HBP | BLK | WP | HR | S | P | ERA | WHIP |
|---|---|---|---|---|---|---|---|---|---|---|---|---|---|---|---|---|---|

# BOTTOM

# Toronto Blue Jays @ Tampa Bay Rays

Tropicana Field, St. Petersburg, FL

Thu Sep 04 2014, 7:13 PM - 10:01 PM EDT

Att. 10,392 - Dome - 72 F

livebaseballscorecards.com

| | |
|---|---|
| AB | 34 |
| R | 0 |
| H | 7 |
| RBI | 0 |
| BB | 3 |
| SO | 7 |
| LOB | 17 |

| Batter | 1 | 2 | 3 | 4 | 5 | 6 | 7 | 8 | 9 | AB | R | H | RBI | BB | SO | LOB |
|---|---|---|---|---|---|---|---|---|---|---|---|---|---|---|---|---|
| 21 Nick Markakis, L (1, 9)<br>OBP: 0.340, SLG: 0.388 | S FF 92<br>F CH 86<br>F FF 92<br>F CH 87<br>F CH 86<br>F KC 81<br>B CH 87<br>X CH 87<br>1-2 ① L7 | | B KC 79<br>C FF 92<br>B CH 87<br>B FF 92<br>F FF 91<br>F FF 92<br>C FF 93<br>3-3 ① K | | B CH 87<br>B CH 87<br>C FF 92<br>X CH 88<br>2-1 ②③ G4-6-3<br>1-2f | | | B FF 92<br>B CH 80<br>F FF 92<br>X FF 93<br>2-1 ② F7 | | 4 | 0 | 0 | 0 | 0 | 1 | 1 |
| 9 David Lough, L (1, 7)<br>OBP: 0.292, SLG: 0.344 | F FF 92<br>C KC 80<br>X CH 86<br>0-2 10 1B 1B | | S FF 93<br>B CH 89<br>F FF 92<br>B FF 93<br>X CH 88<br>2-2 ② F7 | | | B FF 91<br>X CH 88<br>1-0 ① G4-3 | | C FF 93<br>B CH 81<br>F FF 93<br>F FF 94<br>F FC 93<br>S CH 80<br>1-3 ③ K | | 4 | 0 | 1 | 0 | 0 | 1 | 0 |
| 10 Adam Jones, R (1, 8)<br>OBP: 0.321, SLG: 0.467 | 1 SAFE<br>B FF 91<br>S CH 86<br>B FF 92<br>1 SAFE<br>X KC 80<br>2-1 ② 1-2 1B | | B FF 93<br>B FF 92<br>B FF 93<br>B FF 92<br>4-0 BB | | | C FF 93<br>B CH 88<br>B CH 88<br>C FF 93<br>B CH 87<br>F CH 87<br>X FF 93<br>3-2 23 WP 1B | | | S FF 94<br>S CU 80<br>S SI 97<br>0-3 ① K | 3 | 0 | 2 | 0 | 1 | 1 | 0 |
| 23 Nelson Cruz, R (1, 10)<br>OBP: 0.326, SLG: 0.516 | C FF 92<br>X CH 88<br>0-1 ③ G6-3 | | D KC 80<br>X FF 91<br>1-0 ③ G4-3 | | | B FF 92<br>B CH 88<br>F CH 88<br>F CH 88<br>X FF 92<br>2-2 ② F9<br>1-2 | | | B SI 95<br>F FF 94<br>S SI 95<br>B SI 96<br>F FF 96<br>F SI 96<br>C SI 95<br>2-3 ② K | 4 | 0 | 0 | 0 | 0 | 1 | 3 |
| 19 Chris Davis, L (1, 3)<br>OBP: 0.297, SLG: 0.405 | | C KC 78<br>C CH 87<br>B FF 92<br>X CH 87<br>1-2 ① G5-3 | | B FF 92<br>B CH 87<br>T SI 92<br>S CH 87<br>C FF 92<br>2-3 ① K | | C FF 92<br>C CH 88<br>F KC 82<br>X CH 88<br>0-2 ③ L9 | | | C FF 95<br>C FF 95<br>B FF 97<br>S SI 96<br>1-3 ③ K | 4 | 0 | 0 | 0 | 0 | 2 | 1 |
| 2 J.J. Hardy, R (1, 6)<br>OBP: 0.320, SLG: 0.392 | | C FF 92<br>F CH 87<br>B CH 87<br>F CH 88<br>F CH 87<br>B FF 92<br>B CH 87<br>F FF 91<br>X CH 87<br>3-2 3 1B 1B | | C FF 93<br>X CH 88<br>0-1 ② L7 | | | C KC 79<br>X FF 92<br>0-1 ① G4-3 | | | 3 | 0 | 1 | 0 | 0 | 0 | 0 |
| 36 Caleb Joseph, R (1, 2)<br>OBP: 0.288, SLG: 0.393 | | D KC 80<br>X FF 92<br>1-0 ② F8 | | C FF 92<br>X CH 88<br>0-1 ③ L5 | | | C KC 79<br>C SI 92<br>S CH 88<br>0-3 ② K | | | 3 | 0 | 0 | 0 | 0 | 1 | 1 |
| 3 Ryan Flaherty, L (1, 5)<br>OBP: 0.266, SLG: 0.330 | | F FF 92<br>X CH 87<br>0-1 1-2 1B | | | C KC 80<br>B CH 86<br>C FF 92<br>B KC 82<br>S CH 87<br>2-3 ① K | | C FF 94<br>B CH 87<br>B CH 87<br>B CH 87<br>S FF 92<br>S CH 87<br>3-3 ③ K | | | 3 | 0 | 1 | 0 | 0 | 2 | 0 |
| 6 Jonathan Schoop, R (1, 4)<br>OBP: 0.256, SLG: 0.380 | | C KC 81<br>D CH 87<br>1 SAFE<br>T CH 87<br>B CH 88<br>C FF 92<br>2-3 ③ K | | | X FF 93<br>0-0 21 G4-6-3 1B | | | C FF 92<br>B FF 94<br>B FF 93<br>F CH 81<br>S FC 94<br>2-3 ① K | | 3 | 0 | 1 | 0 | 0 | 2 | 2 |
| Inning Stats | R: 0 H: 2<br>E: 0 LOB: 1<br>K: 0 BB: 0<br>S: 14 P: 17 | R: 0 H: 2<br>E: 0 LOB: 2<br>K: 1 BB: 0<br>S: 15 P: 22 | R: 0 H: 0<br>E: 0 LOB: 1<br>K: 1 BB: 1<br>S: 8 P: 18 | R: 0 H: 0<br>E: 0 LOB: 0<br>K: 1 BB: 0<br>S: 7 P: 9 | R: 0 H: 1<br>E: 0 LOB: 0<br>K: 1 BB: 0<br>S: 6 P: 10 | R: 0 H: 1<br>E: 0 LOB: 1<br>K: 0 BB: 0<br>S: 12 P: 18 | R: 0 H: 0<br>E: 0 LOB: 0<br>K: 2 BB: 0<br>S: 8 P: 11 | R: 0 H: 0<br>E: 0 LOB: 0<br>K: 2 BB: 0<br>S: 10 P: 15 | R: 0 H: 0<br>E: 0 LOB: 0<br>K: 3 BB: 0<br>S: 11 P: 14 | 1B: 6 SF: 0<br>2B: 0 SAC: 0<br>3B: 0 DP: 1<br>HR: 0 HBP: 0 | | | | | | |

# TOP

## Baltimore Orioles @ Tampa Bay Rays

Tropicana Field, St. Petersburg, FL

Fri Sep 05 2014, 7:15 PM - 10:19 PM EDT

Att. 14,632 - Dome - 72 F

livebaseballscorecards.com

| | |
|---|---|
| AB | 31 |
| R | 0 |
| H | 6 |
| RBI | 0 |
| BB | 1 |
| SO | 11 |
| LOB | 8 |

WP: 1 PA: 32
PB: 0
SB: 0
CS: 0

| PITCHER | | IP | WLS | BF | H | R | ER | SO | BB | IBB | HBP | BLK | WP | HR | S | P | ERA | WHIP |
|---|---|---|---|---|---|---|---|---|---|---|---|---|---|---|---|---|---|---|
| 53 Alex Cobb, R<br>ERA: 2.83 | (1, 1) | 7.0 | | 26 | 6 | 0 | 0 | 6 | 1 | 0 | 0 | 0 | 1 | 0 | 70 | 105 | 0.00 | 1.000 |
| 26 Brad Boxberger, R<br>ERA: 1.95 | (8, 1) | 1.0 | W | 3 | 0 | 0 | 0 | 2 | 0 | 0 | 0 | 0 | 0 | 0 | 10 | 15 | 0.00 | 0.000 |
| 57 Jake McGee, L<br>ERA: 1.25 | (9, 1) | 1.0 | S | 3 | 0 | 0 | 0 | 3 | 0 | 0 | 0 | 0 | 0 | 0 | 11 | 14 | 0.00 | 0.000 |

| PITCHER | IP | WLS | BF | H | R | ER | SO | BB | IBB | HBP | BLK | WP | HR | S | P | ERA | WHIP |
|---|---|---|---|---|---|---|---|---|---|---|---|---|---|---|---|---|---|

# BOTTOM

## Baltimore Orioles @ Tampa Bay Rays

Tropicana Field, St. Petersburg, FL

Fri Sep 05 2014, 7:15 PM - 10:19 PM EDT

Att. 14,632 - Dome - 72 F

| Batter | 1 | 2 | 3 | 4 | 5 | 6 | 7 | 8 | 9 | AB | R | H | RBI | BB | SO | LOB |
|---|---|---|---|---|---|---|---|---|---|---|---|---|---|---|---|---|
| 18 Ben Zobrist, S (1, 8) (9, 7)<br>OBP: 0.356, SLG: 0.402 | C SI 92<br>B SI 92<br>B CH 84<br>X CH 85<br>2-1 ① G6-3 | | B CU 68<br>C CU 68<br>F SI 91<br>F FF 92<br>B FF 92<br>X CH 84<br>2-2 5 SH1-3 1B | | X SI 91<br>0-0 ② G4-3 | | C SI 91<br>1 SAFE<br>B SI 93<br>B CH 83<br>F SI 91<br>B SL 83<br>X SI 93<br>3-2 ② G4-6-3 1-2 | C CH 80<br>D CU 75<br>X FF 91<br>1-1 ②③ G4-6-3 1-2f | | 5 | 0 | 1 | 0 | 0 | 0 | 4 |
| 5 Brandon Guyer, R (1, 7)<br>OBP: 0.339, SLG: 0.372<br>20 Matt Joyce, L (7, PH) (8, 7)<br>OBP: 0.358, SLG: 0.398<br>39 Kevin Kiermaier, L (9, 8)<br>OBP: 0.319, SLG: 0.455 | B SI 92<br>S SI 92<br>B SL 82<br>F SI 92<br>B FF 94<br>F FF 94<br>F FF 92<br>X FF 93<br>3-2 ② P4 | | X SI 91<br>0-0 ① SH1-3 1-2 | | C SI 90<br>B SL 82<br>S SI 91<br>B SI 93<br>C FF 92<br>2-3 ③ K | | B CH 83<br>X CH 84<br>1-0 ③ L9 2-3 | | | 2<br>1<br>0 | 0<br>0<br>0 | 0<br>0<br>0 | 0<br>0<br>0 | 0<br>0<br>0 | 1<br>0<br>0 | 0<br>1<br>0 |
| 3 Evan Longoria, R (1, 5)<br>OBP: 0.326, SLG: 0.400 | F FF 93<br>X FF 94<br>0-1 ③ F8 | | B CH 83<br>X CH 82<br>1-0 ② F7 | | | C SI 91<br>X FF 91<br>0-1 2B | | C SI 91<br>C SI 91<br>B SL 83<br>F SI 93<br>F SI 93<br>X SL 84<br>1-2 21 BB 9 1B 11 1B 1B | | 4 | 1 | 2 | 0 | 0 | 0 | 1 |
| 9 Wil Myers, R (1, 9)<br>OBP: 0.306, SLG: 0.338 | | B FF 93<br>C SI 90<br>B CH 85<br>X SI 92<br>2-1 24 WP 11 BB 1B | S SL 82<br>B FF 93<br>F CH 84<br>F SL 82<br>X SL 82<br>1-2 ③ G5-3 | | | X SL 80<br>0-0 ① L9 | | C SL 83<br>B SI 92<br>B SI 92<br>F SL 84<br>1 SAFE<br>1 SAFE<br>F SL 83<br>X SL 83<br>2-2 11 1B 21 BB 11 FC6-2 1-2 1B | | 4 | 0 | 2 | 0 | 0 | 0 | 2 |
| 21 James Loney, L (1, 3)<br>OBP: 0.329, SLG: 0.368 | | D SI 94<br>F FF 91<br>C SI 91<br>B SL 83<br>X SI 91<br>2-2 ① F7 | | C CU 70<br>C FF 92<br>X SI 92<br>0-2 ① G3-1 | | B FF 90<br>F SI 89<br>B CU 70<br>C CH 81<br>C FF 92<br>2-3 ② K | | B FC 89<br>B FC 87<br>F FC 87<br>B CU 77<br>B FC 91<br>4-1 11 FC6-2 11 1B 24 1B 1-2 2-3 BB | | 3 | 1 | 0 | 0 | 1 | 1 | 2 |
| 11 Yunel Escobar, R (1, 6)<br>OBP: 0.316, SLG: 0.310 | | B CH 85<br>B SI 92<br>X SI 92<br>2-0 ② L9 | | B CH 84<br>B SI 92<br>C SI 92<br>B SI 92<br>F SI 91<br>X SI 92<br>3-2 24 FC6-4 1B | | B SL 83<br>B CH 84<br>B SI 93<br>C SI 93<br>B FF 93<br>4-1 BB | | F CU 77<br>F FC 90<br>X FC 94<br>0-2 11 FC6-2 24 1B 1-2 2-3 3-H 1B | | 3 | 1 | 2 | 1 | 1 | 0 | 1 |
| 11 Logan Forsythe, R (1, 4)<br>OBP: 0.286, SLG: 0.333 | | B SI 92<br>B FF 92<br>C FF 92<br>B CH 84<br>S SI 92<br>F SI 93<br>F FF 92<br>F FF 93<br>B CH 84<br>4-2 24 WP 1-2 BB | | C SI 92<br>B CH 84<br>B SL 83<br>X SI 91<br>2-1 ② F8 | | B SI 92<br>F CH 85<br>S FF 92<br>B FF 94<br>S SL 82<br>2-3 ③ K | | X FF 90<br>0-0 ① FC6-2 24 1B 1-2 2-3 3-Hf | | 3 | 0 | 0 | 0 | 1 | 1 | 6 |
| 24 Ryan Hanigan, R (1, 2)<br>OBP: 0.324, SLG: 0.337 | | B SI 92<br>F SI 92<br>F SI 91<br>B SL 81<br>F SI 92<br>F CH 84<br>B FF 93<br>B FF 93<br>4-2 1-2 2-3 BB | | F SI 91<br>B FF 92<br>X SI 92<br>1-1 ③ FC6-4 1-2f | | | C SI 93<br>F SL 84<br>B SI 93<br>X SI 93<br>1-2 ① G4-3 | C FC 91<br>F FC 92<br>F FC 92<br>X FC 92<br>0-2 59 HBP 1-3 2-H 3-H 1B | | 3 | 0 | 1 | 2 | 1 | 0 | 1 |
| 1 Sean Rodríguez, R (1, 10)<br>OBP: 0.260, SLG: 0.445<br>7 David DeJesus, L (7, PH) (8, 10)<br>OBP: 0.367, SLG: 0.426<br>59 Curt Casali, R (8, PH) (9, 10)<br>OBP: 0.258, SLG: 0.203 | | B CU 71<br>B SL 81<br>S SI 92<br>F SI 92<br>F SL 83<br>B SI 93<br>X FF 92<br>3-2 ③ L9 | | B CH 83<br>C CH 82<br>X SI 92<br>1-1 ① F8 | | | F SI 92<br>B SI 92<br>B SL 84<br>B SI 82<br>B SI 92<br>4-1 20 WP 18 G4-6-3 BB | F CH 80<br>H FF 91<br>1-1 18 G4-6-3 1-2 HBP | | 2<br>0<br>0 | 0<br>0<br>0 | 0<br>0<br>0 | 0<br>0<br>0 | 0<br>1<br>0 | 0<br>0<br>0 | 3<br>0<br>0 |
| Inning Stats | R: 0<br>E: 0<br>K: 0<br>S: 9<br>H: 0<br>LOB: 0<br>BB: 0<br>P: 14 | R: 0<br>E: 0<br>K: 0<br>S: 19<br>H: 1<br>LOB: 3<br>BB: 2<br>P: 36 | R: 0<br>E: 0<br>K: 0<br>S: 10<br>H: 1<br>LOB: 1<br>BB: 0<br>P: 14 | R: 0<br>E: 0<br>K: 0<br>S: 10<br>H: 1<br>LOB: 1<br>BB: 0<br>P: 16 | R: 0<br>E: 0<br>K: 1<br>S: 6<br>H: 0<br>LOB: 0<br>BB: 0<br>P: 9 | R: 0<br>E: 0<br>K: 2<br>S: 10<br>H: 1<br>LOB: 2<br>BB: 1<br>P: 18 | R: 0<br>E: 0<br>K: 0<br>S: 8<br>H: 0<br>LOB: 1<br>BB: 1<br>P: 17 | R: 3<br>E: 0<br>K: 0<br>S: 21<br>H: 4<br>LOB: 2<br>BB: 1<br>P: 30 | | 1B: 7<br>2B: 1<br>3B: 0<br>HR: 0<br>SF: 0<br>SAC: 1<br>DP: 1<br>HBP: 1 | | | | | WP: 2<br>PB: 0<br>SB: 0<br>CS: 0<br>PA: 37 | |

livebaseballscorecards.com

| | |
|---|---|
| AB | 30 |
| R | 3 |
| H | 8 |
| RBI | 3 |
| BB | 5 |
| SO | 3 |
| LOB | 21 |

| PITCHER | | IP | WLS | BF | H | R | ER | SO | BB | IBB | HBP | BLK | WP | HR | S | P | ERA | WHIP |
|---|---|---|---|---|---|---|---|---|---|---|---|---|---|---|---|---|---|---|
| 16 Wei-Yin Chen, L<br>ERA: 3.69 | (1, 1) | 6.0 | | 25 | 4 | 0 | 0 | 3 | 3 | 0 | 0 | 0 | 1 | 0 | 64 | 107 | 0.00 | 1.167 |
| 58 Ryan Webb, R<br>ERA: 4.12 | (7, 1) | 1.0 | L | 6 | 2 | 2 | 2 | 0 | 1 | 0 | 0 | 0 | 1 | 0 | 17 | 29 | 18.00 | 3.000 |
| 47 Evan Meek, R<br>ERA: 7.41 | (8, 1) | 0.1 | | 4 | 2 | 1 | 1 | 0 | 1 | 0 | 0 | 0 | 0 | 0 | 9 | 13 | 27.00 | 9.000 |
| 51 Joe Saunders, L<br>ERA: 6.02 | (8, 1) | 0.2 | | 2 | 0 | 0 | 0 | 0 | 0 | 0 | 1 | 0 | 0 | 0 | 3 | 5 | 0.00 | 0.000 |

| PITCHER | IP | WLS | BF | H | R | ER | SO | BB | IBB | HBP | BLK | WP | HR | S | P | ERA | WHIP |
|---|---|---|---|---|---|---|---|---|---|---|---|---|---|---|---|---|---|

# Baltimore Orioles @ Tampa Bay Rays

Tropicana Field, St. Petersburg, FL

Sat Sep 06 2014, 1:10 PM - 4:15 PM EDT

Att. 17,969 - Dome - 72 F

TOP

livebaseballscorecards.com

| Batter | 1 | 2 | 3 | 4 | 5 | 6 | 7 | 8 | 9 | AB | R | H | RBI | BB | SO | LOB |
|---|---|---|---|---|---|---|---|---|---|---|---|---|---|---|---|---|
| 21 Nick Markakis, L (1, 9) OBP: 0.339, SLG: 0.387 | F SI 88<br>B SI 89<br>B KC 75<br>F SI 89<br>C FC 85<br>2-3 ① K | F SI 90<br>C KC 77<br>F SI 91<br>X KC 78<br>0-2 ③ G3 | | | D KC 76<br>X KC 76<br>1-0<br>1-2<br>1B | | D CU 73<br>C SI 89<br>F SI 89<br>D CU 74<br>F SI 89<br>T FF 90<br>2-2 ③ K | | | 4 | 0 | 1 | 0 | 0 | 2 | 3 |
| 28 Steve Pearce, R (1, 3)<br>34 Quintin Berry, L (8, PR)<br>14 Kelly Johnson, L (8, 5) OBP: 0.293, SLG: 0.355 | B SI 89<br>B FC 83<br>C SI 88<br>B FC 84<br>T SI 89<br>B SI 91<br>4-2<br>10<br>FC4<br>BB | | B SI 87<br>C KC 75<br>F FC 84<br>B KC 77<br>X KC 76<br>2-2 ① F8 | | F SI 91<br>C FC 84<br>B SI 92<br>X SI 92<br>1-2 ② P1 | | | C FF 94<br>B FF 94<br>B SI 94<br>B FF 93<br>B FF 94<br>4-1<br>23<br>E<br>23<br>1B<br>BB | | 2<br>0<br>0 | 0<br>1<br>0 | 0<br>0<br>0 | 2<br>0<br>0 | 0<br>0<br>0 | 2<br>0<br>0 |
| 10 Adam Jones, R (1, 8) OBP: 0.319, SLG: 0.463 | S KC 75<br>S SI 91<br>F KC 77<br>B SI 90<br>X FC 84<br>1-2 ② FC4<br>1-2f | | S CH 78<br>S SI 90<br>S SI 91<br>0-3 ② K | | B SI 91<br>F KC 76<br>S FC 85<br>S SI 93<br>1-3 ③ K | | | S SI 94<br>S FF 94<br>F FF 94<br>1 SAFE<br>X SI 94<br>0-2 ① P2 | | 4 | 0 | 0 | 0 | 0 | 2 | 4 |
| 23 Nelson Cruz, R (1, 7) OBP: 0.325, SLG: 0.514<br>9 David Lough, L (8, PR)<br>(8, 7) OBP: 0.292, SLG: 0.344 | 1 SAFE<br>X FC 84<br>0-0 ③ G1-3 | | C SI 91<br>S KC 77<br>B SI 92<br>B KC 79<br>X KC 77<br>2-2 ③ P4 | | | C KC 72<br>F FC 82<br>S KC 74<br>0-3 ① K | | 1 SAFE<br>1 SAFE<br>X SI 95<br>0-0<br>27<br>L5-4<br>19<br>1B<br>1-H<br>1B | | 4<br>0 | 0<br>0 | 1<br>0 | 1<br>0 | 0<br>0 | 1<br>0 | 1<br>0 |
| 19 Chris Davis, L (1, 5) OBP: 0.299, SLG: 0.412<br>(8, 3) | | X FC 82<br>0-0 HR | | B SI 89<br>S SI 90<br>B KC 76<br>C KC 76<br>B SI 92<br>T SI 91<br>3-2 ① K | | S KC 74<br>B KC 75<br>S SI 90<br>B SI 92<br>B KC 76<br>F SI 91<br>F KC 78<br>X SI 91<br>3-2 ② F7 | | C SI 96<br>B SI 95<br>B SI 95<br>X SI 95<br>2-1<br>1-2<br>1B | | 4 | 1 | 2 | 1 | 0 | 1 | 0 |
| 27 Delmon Young, R (1, 10) OBP: 0.333, SLG: 0.442 | | X KC 73<br>0-0<br>3<br>FC5-6<br>40<br>1B<br>1B | | S SI 92<br>B FC 86<br>S FC 84<br>B SI 91<br>X SI 92<br>2-2 ② L4 | | C FC 84<br>F SI 92<br>B KC 76<br>B SI 92<br>S FC 84<br>2-3 ③ K | | F FF 96<br>F SI 96<br>B SI 96<br>X SI 96<br>1-2 ②③<br>L5-4<br>2-2 | | 4 | 0 | 1 | 0 | 0 | 1 | 2 |
| 40 Nick Hundley, R (1, 2) OBP: 0.282, SLG: 0.385 | | B SI 88<br>X FC 83<br>1-0<br>3<br>FC5-6<br>1-2<br>1B | | S SI 91<br>S KC 78<br>B SI 92<br>S SI 93<br>1-3 ③ K | | | F FF 90<br>X FS 81<br>0-1<br>1B | | B FF 92<br>S FC 93<br>B FF 94<br>F FF 94<br>C FF 94<br>2-3 ① K | 4 | 0 | 2 | 0 | 0 | 2 | 0 |
| 3 Ryan Flaherty, L (1, 6) OBP: 0.265, SLG: 0.326 | | B SI 89<br>X SI 89<br>1-0 ① FC5-6<br>1-2f<br>2-3 | | | S FC 82<br>B FC 83<br>B SI 89<br>B FC 84<br>F SI 90<br>F SI 91<br>B SI 91<br>4-2<br>21<br>1B<br>BB | | S CU 76<br>F FF 89<br>T FF 89<br>0-2 ① K | | C CH 79<br>S FC 94<br>X FC 93<br>0-2 ② F9 | 3 | 0 | 0 | 0 | 1 | 1 | 3 |
| 6 Jonathan Schoop, R (1, 4) OBP: 0.254, SLG: 0.376 | | C SI 90<br>B FC 84<br>S FC 84<br>F KC 76<br>S SI 90<br>1-3 ② K | | | F FC 84<br>B SI 91<br>X KC 75<br>1-1 ① F7 | | B FS 80<br>S FS 80<br>F FS 83<br>S FF 90<br>1-3 ② K | | S CH 79<br>B FC 94<br>F FC 94<br>S FC 92<br>1-3 ③ K | 4 | 0 | 0 | 0 | 0 | 3 | 4 |

| Inning Stats | 1 | 2 | 3 | 4 | 5 | 6 | 7 | 8 | 9 |
|---|---|---|---|---|---|---|---|---|---|
| | R: 0<br>E: 0<br>K: 1<br>S: 10<br>H: 0<br>LOB: 1<br>BB: 1<br>P: 17 | R: 1<br>E: 0<br>K: 1<br>S: 12<br>H: 3<br>LOB: 2<br>BB: 0<br>P: 15 | R: 0<br>E: 0<br>K: 1<br>S: 9<br>H: 0<br>LOB: 0<br>BB: 0<br>P: 13 | R: 0<br>E: 0<br>K: 2<br>S: 9<br>H: 0<br>LOB: 0<br>BB: 0<br>P: 15 | R: 0<br>E: 0<br>K: 1<br>S: 12<br>H: 1<br>LOB: 2<br>BB: 1<br>P: 20 | R: 0<br>E: 0<br>K: 2<br>S: 11<br>H: 0<br>LOB: 0<br>BB: 0<br>P: 16 | R: 0<br>E: 0<br>K: 3<br>S: 12<br>H: 1<br>LOB: 1<br>BB: 0<br>P: 15 | R: 1<br>E: 1<br>K: 0<br>S: 11<br>H: 2<br>LOB: 2<br>BB: 1<br>P: 18 | R: 0<br>E: 0<br>K: 2<br>S: 9<br>H: 0<br>LOB: 0<br>BB: 0<br>P: 12 |

| | AB | 33 |
|---|---|---|
| | R | 2 |
| | H | 7 |
| | RBI | 2 |
| | BB | 3 |
| | SO | 13 |
| | LOB | 19 |

| | 1B: 6 | SF: 0 | WP: 0 | PA: 36 |
|---|---|---|---|---|
| | 2B: 1 | SAC: 0 | PB: 0 | |
| | 3B: 0 | DP: 1 | SB: 0 | |
| | HR: 1 | HBP: 0 | CS: 0 | |

| PITCHER | | IP | WLS | BF | H | R | ER | SO | BB | IBB | HBP | BLK | WP | HR | S | P | ERA | WHIP |
|---|---|---|---|---|---|---|---|---|---|---|---|---|---|---|---|---|---|---|
| 33 Drew Smyly, L<br>ERA: 3.24 | (1, 1) | 6.0 | | 24 | 4 | 1 | 1 | 8 | 2 | 0 | 0 | 0 | 0 | 1 | 63 | 96 | 1.50 | 1.000 |
| 62 Joel Peralta, R<br>ERA: 3.81 | (7, 1) | 0.2 | H | 3 | 1 | 0 | 0 | 2 | 0 | 0 | 0 | 0 | 0 | 0 | 8 | 9 | 0.00 | 1.500 |
| 38 Jeff Beliveau, L<br>ERA: 1.89 | (7, 1) | 0.1 | H | 1 | 0 | 0 | 0 | 1 | 0 | 0 | 0 | 0 | 0 | 0 | 4 | 6 | 0.00 | 0.000 |
| 57 Jake McGee, L<br>ERA: 1.36 | (8, 1) | 1.0 | B | 5 | 2 | 1 | 1 | 0 | 1 | 0 | 0 | 0 | 0 | 0 | 11 | 18 | 9.00 | 3.000 |
| 26 Brad Boxberger, R<br>ERA: 1.92 | (9, 1) | 1.0 | W | 3 | 0 | 0 | 0 | 2 | 0 | 0 | 0 | 0 | 0 | 0 | 9 | 12 | 0.00 | 0.000 |

| PITCHER | IP | WLS | BF | H | R | ER | SO | BB | IBB | HBP | BLK | WP | HR | S | P | ERA | WHIP |
|---|---|---|---|---|---|---|---|---|---|---|---|---|---|---|---|---|---|

# BOTTOM

# Baltimore Orioles @ Tampa Bay Rays

Tropicana Field, St. Petersburg, FL

Sat Sep 06 2014, 1:10 PM - 4:15 PM EDT

Att. 17,969 - Dome - 72 F

| Batter | 1 | 2 | 3 | 4 | 5 | 6 | 7 | 8 | 9 | AB | R | H | RBI | BB | SO | LOB |
|---|---|---|---|---|---|---|---|---|---|---|---|---|---|---|---|---|
| 18 Ben Zobrist, S (1, 4)<br>OBP: 0.360, SLG: 0.401 | B FF 91<br>B FF 91<br>C FF 90<br>B FF 94<br>F FF 93<br>F FF 93<br>B FF 94<br>4-2 BB | | B SL 78<br>B FF 95<br>B FF 90<br>B FF 92<br>4-0 7 1B 3 SF8 BB | B FS 83<br>B FS 81<br>C FF 93<br>B FF 94<br>B FF 94<br>4-1 1-2 BB | | | B FF 90<br>C FF 94<br>C CH 84<br>B FS 83<br>F FF 96<br>B FS 85<br>X FF 96<br>3-2 ① L6 | | I IN 71<br>I IN 76<br>I IN 76<br>I IN 77<br>4-0 24 DI IBB | 1 | 1 | 0 | 0 | 4 | 0 | 0 |
| 7 David DeJesus, L (1, 10)<br>OBP: 0.364, SLG: 0.423<br>24 Ryan Hanigan, R (9, PH)<br>OBP: 0.324, SLG: 0.337 | C FF 92<br>B FF 94<br>S FS 83<br>S FS 84<br>1-3 ① K | | 1 SAFE<br>X FF 94<br>0-0 21 1B 9 1B 1-3 1B | B FS 81<br>F FF 95<br>X FF 95<br>1-1 ③ F7 | | | C FS 83<br>B FS 82<br>F FF 96<br>X FF 92<br>1-2 ② G4-3 | | B FF 94<br>B FF 95<br>2-0 PB 1-2 3-H | 4<br>1 | 1<br>0 | 1<br>0 | 0<br>0 | 0<br>0 | 1<br>0 | 3<br>1 |
| 3 Evan Longoria, R (1, 5)<br>OBP: 0.324, SLG: 0.398 | C SL 80<br>C FF 95<br>F FF 95<br>S FS 85<br>0-3 ② K | | S FS 82<br>D FS 84<br>X FF 96<br>1-1 ② SF8 3-H | | X FF 95<br>0-0 ① F9 | | C SL 80<br>X FF 97<br>0-1 ③ P4 | | | 3 | 0 | 0 | 1 | 0 | 1 | 1 |
| 21 James Loney, L (1, 3)<br>OBP: 0.330, SLG: 0.368 | C FF 92<br>F FF 94<br>X CH 85<br>0-2 ③ F8 | | F FF 94<br>1 SAFE<br>X FF 95<br>0-1 9 1B 1-2 1B | | C CH 82<br>B FF 94<br>S CH 85<br>B FS 83<br>F FF 96<br>B FF 97<br>F CH 85<br>B FS 82<br>4-2 BB | | | C CU 78<br>X FF 91<br>0-1 ① L6 | | 3 | 0 | 1 | 0 | 1 | 0 | 1 |
| 9 Wil Myers, R (1, 9)<br>OBP: 0.305, SLG: 0.337 | | T FF 94<br>B FF 96<br>B FF 94<br>C FF 95<br>S FS 84<br>2-3 ① K | D FS 83<br>X FF 96<br>1-0 1-3 2-H 1B | | C FF 94<br>F FF 95<br>B FF 94<br>D FS 85<br>F FF 97<br>B SL 82<br>T FF 96<br>3-2 ② K | | | F FF 92<br>B SL 84<br>S SL 85<br>S SL 87<br>1-3 ② K | | 4 | 0 | 1 | 1 | 0 | 3 | 1 |
| 20 Matt Joyce, L (1, 7)<br>OBP: 0.356, SLG: 0.395<br>5 Brandon Guyer, R (8, PH)<br>OBP: 0.338, SLG: 0.370<br>(9, 7) | | C SL 79<br>B FF 96<br>T FF 93<br>F FF 96<br>X FS 83<br>1-2 ② G1-3 | X FF 95<br>0-0 ③ G4-3 | | C CH 85<br>F FF 95<br>X FF 95<br>0-2 ③ P6 | | | C SL 81<br>F SL 83<br>F SL 84<br>F FF 92<br>B SL 85<br>X FF 92<br>1-2 ③ G3-1 | | 3<br>1 | 0<br>0 | 0<br>0 | 0<br>0 | 0<br>0 | 0<br>0 | 3<br>0 |
| 11 Yunel Escobar, R (1, 6)<br>OBP: 0.315, SLG: 0.312 | | C FF 96<br>B FF 96<br>X FF 96<br>1-1 2B | B FF 93<br>B SL 80<br>X FF 94<br>2-0 ① G5-3 | | X FF 97<br>0-0 ① G6-3 | | | | C SI 89<br>B SI 92<br>X SL 84<br>1-1 E6 59 F8 39 SH1-4 24 PB | 4 | 1 | 1 | 0 | 0 | 0 | 0 |
| 39 Kevin Kiermaier, L (1, 8)<br>OBP: 0.316, SLG: 0.450 | | D FS 82<br>X FS 83<br>1-0 ③ G4-3 | | B FF 94<br>B FS 81<br>X FF 96<br>2-0 ② F7 | C CH 84<br>S FF 98<br>S FF 98<br>0-3 ② K | | | | L FF 92<br>B FF 91<br>X FF 92<br>1-1 ① SH1-4 1-2 | 3 | 0 | 0 | 0 | 0 | 1 | 1 |
| 59 Curt Casali, R (1, 2)<br>OBP: 0.257, SLG: 0.206 | | | F FF 94<br>C FF 94<br>B FF 95<br>F SL 80<br>S FF 93<br>1-3 ① K | X FF 93<br>0-0 18 BB 1B | C FF 97<br>C FF 97<br>B FF 98<br>S FF 97<br>1-3 ③ K | | | | C FF 92<br>B SI 92<br>X FF 91<br>1-1 ② F8 2-3 | 4 | 0 | 1 | 0 | 0 | 2 | 1 |
| Inning Stats | R: 0<br>E: 0<br>K: 2<br>S: 13<br>H: 0<br>LOB: 1<br>BB: 1<br>P: 18 | R: 0<br>E: 0<br>K: 1<br>S: 10<br>H: 1<br>LOB: 1<br>BB: 0<br>P: 15 | R: 2<br>E: 0<br>K: 1<br>S: 11<br>H: 3<br>LOB: 2<br>BB: 1<br>P: 18 | R: 0<br>E: 0<br>K: 0<br>S: 6<br>H: 1<br>LOB: 2<br>BB: 1<br>P: 15 | R: 0<br>E: 0<br>K: 1<br>S: 12<br>H: 0<br>LOB: 1<br>BB: 1<br>P: 19 | R: 0<br>E: 0<br>K: 2<br>S: 7<br>H: 0<br>LOB: 0<br>BB: 0<br>P: 8 | R: 0<br>E: 0<br>K: 0<br>S: 9<br>H: 0<br>LOB: 0<br>BB: 0<br>P: 13 | R: 0<br>E: 0<br>K: 1<br>S: 10<br>H: 0<br>LOB: 0<br>BB: 0<br>P: 12 | R: 1<br>E: 1<br>K: 0<br>S: 6<br>H: 0<br>LOB: 1<br>BB: 1<br>P: 15 | 1B: 4<br>2B: 1<br>3B: 0<br>HR: 0<br>SF: 1<br>SAC: 1<br>DP: 0<br>HBP: 0 | | | | | | |

| PITCHER | | IP | WLS | BF | H | R | ER | SO | BB | IBB | HBP | BLK | WP | HR | S | P | ERA | WHIP |
|---|---|---|---|---|---|---|---|---|---|---|---|---|---|---|---|---|---|---|
| 39 Kevin Gausman, R<br>ERA: 3.83 | (1, 1) | 7.0 | | 30 | 5 | 2 | 2 | 7 | 4 | 0 | 0 | 0 | 0 | 0 | 68 | 106 | 2.57 | 1.286 |
| 17 Brian Matusz, L<br>ERA: 3.61 | (8, 1) | 0.2 | | 2 | 0 | 0 | 0 | 1 | 0 | 0 | 0 | 0 | 0 | 0 | 5 | 6 | 0.00 | 0.000 |
| 35 Brad Brach, R<br>ERA: 3.19 | (8, 1) | 1.0 | L | 5 | 0 | 1 | 0 | 0 | 0 | 1 | 0 | 0 | 0 | 0 | 11 | 19 | 0.00 | 0.000 |
| 48 Andrew Miller, L<br>ERA: 2.13 | (9, 1) | 0.0 | | 1 | 0 | 0 | 0 | 0 | 0 | 0 | 0 | 0 | 0 | 0 | 0 | 2 | ∞ | ∞ |

| PITCHER | IP | WLS | BF | H | R | ER | SO | BB | IBB | HBP | BLK | WP | HR | S | P | ERA | WHIP |
|---|---|---|---|---|---|---|---|---|---|---|---|---|---|---|---|---|---|

| | |
|---|---|
| AB | 31 |
| R | 3 |
| H | 5 |
| RBI | 2 |
| BB | 5 |
| SO | 8 |
| LOB | 12 |

| | | | |
|---|---|---|---|
| WP: 0 | PA: 38 | | |
| PB: 1 | | | |
| SB: 0 | | | |
| CS: 0 | | | |

livebaseballscorecards.com

| Batter | 1 | 2 | 3 | 4 | 5 | 6 | 7 | 8 | 9 | 10 | 11 | AB | R | H | RBI | BB | SO | LOB |
|---|---|---|---|---|---|---|---|---|---|---|---|---|---|---|---|---|---|---|
| 12 Alejandro De Aza, L (1, 7)<br>OBP: 0.310, SLG: 0.354<br>(7, 8)<br>10 Adam Jones, R (9, PH)<br>OBP: 0.319, SLG: 0.463<br>(9, 8) | C FF 89<br>C CU 75<br>S CU 78<br>0-3<br>K | | S CU 74<br>F FF 90<br>B CU 77<br>B FF 91<br>F CH 81<br>B FF 90<br>F CH 80<br>X CH 80<br>3-2<br>G3 | | C FF 90<br>B FF 90<br>D CU 78<br>C CU 76<br>S CU 79<br>2-3<br>K | | C SI 89<br>B SI 90<br>C CU 73<br>X FF 89<br>1-2<br>27<br>G6-4-3<br>1B | | D FS 80<br>F FF 90<br>F FF 90<br>F FF 89<br>X FS 82<br>1-2<br>1-2<br>2-3<br>23<br>3B<br>1B | | B FF 89<br>C CH 82<br>F SL 84<br>B FF 90<br>B CU 68<br>F CH 84<br>F FF 90<br>C FF 90<br>3-3<br>K | 4 0 1 0 0 2 1<br>2 1 1 0 0 1 0 | | | | | |
| 9 David Lough, L (1, 8)<br>OBP: 0.292, SLG: 0.344<br>27 Delmon Young, R (7, PH)<br>OBP: 0.330, SLG: 0.438<br>(7, 7)<br>40 Nick Hundley, R (9, 2)<br>OBP: 0.286, SLG: 0.385 | X FF 90<br>0-0<br>F7 | | C CU 72<br>F CH 77<br>S CU 77<br>0-3<br>K2-3 | | | B CH 78<br>F CU 72<br>C FF 89<br>F CU 78<br>B FF 90<br>X FF 90<br>2-2<br>23<br>HR<br>1B | B FF 91<br>X SI 91<br>1-0<br>1-2f<br>G6-4-3 | | F FF 90<br>B FF 90<br>C FS 81<br>S FF 90<br>1-3<br>K | | B CU 70<br>B FF 90<br>C FF 91<br>F FF 90<br>B SL 84<br>B FF 89<br>4-2<br>23<br>HR<br>BB | 3 1 1 0 0 1 0<br>2 0 0 0 0 1 4<br>0 1 0 0 1 0 0 | | | | | |
| 23 Nelson Cruz, R (1, 10)<br>OBP: 0.331, SLG: 0.532 | C FF 91<br>C FF 91<br>F CU 78<br>X FF 91<br>0-2<br>19<br>BB<br>1B | | | B CH 80<br>C CU 76<br>X CU 77<br>1-1<br>G4-3 | | C FF 89<br>F FF 89<br>F CH 80<br>X CU 78<br>0-2<br>1-H<br>HR | B FF 92<br>C FS 80<br>B SI 92<br>S SI 92<br>B SI 92<br>B SL 80<br>4-2<br>BB | | X FS 81<br>0-0<br>1-H<br>2-H<br>3-H<br>3B | | X FF 89<br>0-0<br>1-H<br>HR | 5 2 4 7 1 0 0 | | | | | |
| 19 Chris Davis, L (1, 3)<br>OBP: 0.299, SLG: 0.409 | B FF 90<br>D CU 76<br>B CH 79<br>C CH 81<br>B FF 89<br>4-1<br>1-2<br>BB | | | F FF 91<br>F FF 89<br>B CU 77<br>B CU 76<br>B FF 90<br>B CH 79<br>4-2<br>BB | | B CH 81<br>S CU 77<br>B FF 90<br>S CH 81<br>B FF 91<br>X CU 78<br>3-2<br>G4-3 | B CU 74<br>S FS 80<br>B SI 92<br>B FF 91<br>F FS 80<br>S FS 81<br>3-3<br>K | | C FF 88<br>F FF 89<br>B FF 90<br>B FF 90<br>F SL 83<br>X FF 90<br>2-2<br>G4-3 | | B FF 90<br>F SL 83<br>S SL 83<br>X FF 89<br>1-2<br>F9 | 4 0 0 0 2 1 2 | | | | | |
| 28 Steve Pearce, R (1, 9)<br>OBP: 0.355, SLG: 0.521 | C CU 77<br>B CU 78<br>X FF 91<br>1-1<br>F9 | | | B FF 90<br>S CH 80<br>S CU 78<br>X CU 78<br>1-2<br>F7 | | B FF 92<br>C FF 92<br>H FS 81<br>2-1<br>36<br>BB<br>14<br>BB<br>HBP | | C SL 81<br>B SI 92<br>X FF 91<br>1-1<br>F8 | I IN 76<br>I IN 78<br>I IN 77<br>I IN 77<br>4-0<br>14<br>DI<br>IBB | | B CU 70<br>B CH 83<br>X CH 83<br>3-0<br>G5-3 | 4 0 0 0 1 0 3 | | | | | |
| 14 Kelly Johnson, L (1, 5)<br>OBP: 0.292, SLG: 0.349 | | C CU 72<br>C FF 90<br>F FF 90<br>S CU 78<br>0-3<br>K | | C FF 90<br>X FF 91<br>0-1<br>F8 | | B SL 80<br>B FC 92<br>1 SAFE<br>C FC 92<br>1 SAFE<br>F FF 93<br>B FF 93<br>F FF 92<br>B FS 82<br>4-2<br>36<br>BB<br>1-2<br>BB | | F SI 92<br>X FF 93<br>0-1<br>F8 | F FF 90<br>B FF 91<br>B FF 91<br>S FF 90<br>F FF 90<br>T FF 91<br>2-2<br>1-2<br>K | | | 4 0 0 0 1 2 3 | | | | | |
| 36 Caleb Joseph, R (1, 2)<br>OBP: 0.288, SLG: 0.389<br>45 Steve Clevenger, L (8, PH)<br>OBP: 0.286, SLG: 0.359<br>(8, 2)<br>34 Quintin Berry, L (9, 7) | | B CU 71<br>S CH 80<br>F FF 90<br>X CH 80<br>1-2<br>G1-3 | | B CH 80<br>S CH 79<br>B FF 90<br>X FF 89<br>2-1<br>P4 | | B FF 92<br>S SL 80<br>B FF 93<br>B FF 94<br>F FF 92<br>B FF 93<br>4-2<br>1-2<br>2-3<br>BB | | S SI 92<br>B FS 83<br>B FS 81<br>X FS 79<br>2-1<br>L4 | | B FF 89<br>S FF 90<br>C FF 91<br>F FF 91<br>B SL 83<br>F SL 83<br>B FF 90<br>S FF 89<br>3-3<br>K | 2 0 0 0 1 0 0<br>1 0 0 0 0 0 0<br>1 0 0 0 0 1 0 | | | | | |
| 3 Ryan Flaherty, L (1, 6)<br>OBP: 0.268, SLG: 0.332 | | X FF 89<br>0-0<br>L7 | | C CU 74<br>B FF 90<br>B CU 74<br>X FF 89<br>2-1<br>2B | | S SI 86<br>X SI 90<br>0-1<br>F2 | | | C FF 89<br>B FS 82<br>X FS 78<br>1-1<br>10<br>1B<br>38<br>1B<br>23<br>3B<br>1B | | C FF 90<br>S CU 70<br>B SL 81<br>B FF 91<br>X SL 82<br>2-2<br>F8 | 5 1 2 0 0 0 3 | | | | | |
| 6 Jonathan Schoop, R (1, 4)<br>OBP: 0.252, SLG: 0.373<br>38 Jimmy Paredes, S (9, PH)<br>OBP: 0.323, SLG: 0.467<br>(9, 4) | | | C CH 79<br>B CH 81<br>F CU 75<br>F CU 78<br>S CH 82<br>1-3<br>K | | C CU 75<br>B SI 90<br>D CH 80<br>F CU 77<br>S CU 78<br>2-3<br>K2-3 | | S FC 86<br>B FF 90<br>F SI 91<br>S SI 91<br>1-3<br>K | | C FF 88<br>X FF 89<br>0-1<br>10<br>1B<br>23<br>3B<br>1-2<br>1B | | S FF 92<br>B CU 71<br>B FF 90<br>C CH 84<br>S CU 70<br>2-3<br>K | 3 0 0 0 0 3 4<br>2 1 1 0 0 1 0 | | | | | |
| Inning Stats | R: 0<br>E: 0<br>K: 1<br>S: 11<br>H: 1<br>LOB: 2<br>BB: 1<br>P: 16 | R: 0<br>E: 0<br>K: 1<br>S: 8<br>H: 0<br>LOB: 0<br>BB: 0<br>P: 9 | R: 0<br>E: 0<br>K: 2<br>S: 12<br>H: 0<br>LOB: 0<br>BB: 0<br>P: 16 | R: 0<br>E: 0<br>K: 0<br>S: 9<br>H: 0<br>LOB: 1<br>BB: 1<br>P: 15 | R: 0<br>E: 0<br>K: 2<br>S: 10<br>H: 1<br>LOB: 1<br>BB: 0<br>P: 18 | R: 2<br>E: 0<br>K: 1<br>S: 22<br>H: 2<br>LOB: 3<br>BB: 2<br>P: 38 | R: 0<br>E: 0<br>K: 1<br>S: 9<br>H: 1<br>LOB: 1<br>BB: 1<br>P: 18 | R: 0<br>E: 0<br>K: 0<br>S: 6<br>H: 0<br>LOB: 0<br>BB: 0<br>P: 9 | R: 3<br>E: 0<br>K: 2<br>S: 20<br>H: 4<br>LOB: 2<br>BB: 1<br>P: 31 | R: 0<br>E: 0<br>K: 2<br>S: 11<br>H: 0<br>LOB: 0<br>BB: 0<br>P: 18 | R: 2<br>E: 0<br>K: 1<br>S: 12<br>H: 1<br>LOB: 0<br>BB: 1<br>P: 23 | 1B: 6<br>2B: 1<br>3B: 1<br>HR: 2<br>SF: 0<br>SAC: 0<br>DP: 1<br>HBP: 1 | | | | | |

| PITCHER | | IP | WLS | BF | H | R | ER | SO | BB | IBB | HBP | BLK | WP | HR | S | P | ERA | WHIP |
|---|---|---|---|---|---|---|---|---|---|---|---|---|---|---|---|---|---|---|
| 58 Jeremy Hellickson, R<br>ERA: 3.71 | (1, 1) | 5.1 | | 22 | 4 | 2 | 2 | 6 | 2 | 0 | 0 | 0 | 0 | 1 | 61 | 90 | 3.38 | 1.125 |
| 54 Steve Geltz, R<br>ERA: 3.86 | (6, 1) | 0.0 | | 3 | 0 | 0 | 0 | 0 | 2 | 0 | 1 | 0 | 0 | 0 | 6 | 16 | ∞ | ∞ |
| 38 Jeff Beliveau, L<br>ERA: 1.83 | (6, 1) | 0.2 | H | 3 | 1 | 0 | 0 | 1 | 0 | 0 | 0 | 0 | 0 | 0 | 8 | 10 | 0.00 | 1.500 |
| 47 Brandon Gomes, R<br>ERA: 3.77 | (7, 1) | 2.0 | H | 6 | 0 | 0 | 0 | 1 | 1 | 0 | 0 | 0 | 0 | 0 | 12 | 23 | 0.00 | 0.500 |
| 62 Joel Peralta, R<br>ERA: 4.26 | (9, 1) | 0.1 | B | 5 | 4 | 3 | 3 | 1 | 0 | 0 | 0 | 0 | 0 | 0 | 12 | 15 | 81.00 | 12.000 |

| PITCHER | | IP | WLS | BF | H | R | ER | SO | BB | IBB | HBP | BLK | WP | HR | S | P | ERA | WHIP |
|---|---|---|---|---|---|---|---|---|---|---|---|---|---|---|---|---|---|---|
| 27 Cesár Ramos, L<br>ERA: 3.89 | (9, 1) | 2.2 | L | 11 | 1 | 2 | 2 | 4 | 1 | 1 | 0 | 0 | 0 | 1 | 31 | 57 | 6.75 | 0.750 |
| 27 Cesár Ramos, L<br>ERA: 3.89 | (10, 1) | 2.2 | L | 11 | 1 | 2 | 2 | 4 | 1 | 1 | 0 | 0 | 0 | 1 | 31 | 57 | 6.75 | 0.750 |

TOP

# Baltimore Orioles @ Tampa Bay Rays

Tropicana Field, St. Petersburg, FL

Sun Sep 07 2014, 1:42 PM - 6:18 PM EDT

Att. 19,914 - Dome - 72 F

livebaseballscorecards.com

| | |
|---|---|
| AB | 42 |
| R | 7 |
| H | 10 |
| RBI | 7 |
| BB | 7 |
| SO | 13 |
| LOB | 20 |

| | | | |
|---|---|---|---|
| WP: 0 | PA: 50 | | |
| PB: 0 | | | |
| SB: 0 | | | |
| CS: 0 | | | |

# Baltimore Orioles @ Tampa Bay Rays

Tropicana Field, St. Petersburg, FL

Sun Sep 07 2014, 1:42 PM - 6:18 PM EDT

Att. 19,914 - Dome - 72 F

livebaseballscorecards.com

| Batter | 1 | 2 | 3 | 4 | 5 | 6 | 7 | 8 | 9 | 10 | 11 | AB | R | H | RBI | BB | SO | LOB |
|---|---|---|---|---|---|---|---|---|---|---|---|---|---|---|---|---|---|---|
| 18 Ben Zobrist, S (1, 6)<br>OBP: 0.359, SLG: 0.399 | F FF 92<br>X CH 85<br>0-1<br>L9 | B FF 94<br>C CH 86<br>F SL 92<br>S FF 94<br>1-3<br>K | | C FF 91<br>X CH 85<br>0-1<br>F8 | | B CH 85<br>B CH 85<br>C SL 85<br>C FF 94<br>C SL 86<br>2-3<br>K | I IN 70<br>I IN 72<br>I IN 73<br>I IN 73<br>4-0<br>9<br>G4-3<br>IBB | | B FF 93<br>B FS 85<br>X FF 93<br>2-0<br>1B | | 5 | 0 | 1 | 0 | 1 | 2 | 3 |
| 7 David DeJesus, L (1, 10)<br>OBP: 0.362, SLG: 0.434<br>9 Wil Myers, R (8, PH)<br>OBP: 0.303, SLG: 0.335<br>(9, 10)<br>(10, 9) | C FF 92<br>B CH 87<br>B FF 94<br>C FF 93<br>B FF 94<br>X FF 93<br>3-2<br>F7 | B FF 94<br>C FF 94<br>S FF 95<br>X FF 95<br>1-2<br>G3 | | C CH 84<br>X FF 93<br>0-1<br>IHR | | B FF 94<br>C SL 87<br>F FF 94<br>S SL 91<br>1-3<br>K | X FF 96<br>0-0<br>G4-3<br>1-2f | | C FF 93<br>D SL 85<br>X SL 84<br>1-1<br>F7 | | 4<br>2 | 1<br>0 | 1<br>0 | 1<br>0 | 0<br>0 | 1<br>0 | 3<br>4 |
| 3 Evan Longoria, R (1, 5)<br>OBP: 0.322, SLG: 0.401 | X FF 93<br>0-0<br>HR | | B FF 93<br>C SL 87<br>B CH 83<br>F FF 93<br>X FF 94<br>2-2<br>G4-3 | F SL 86<br>X SL 84<br>0-1<br>L6 | | | F SL 82<br>X SI 91<br>0-1<br>G4-3 | | X SI 96<br>0-0<br>E6<br>5<br>SH2-3<br>21<br>1B<br>1<br>G5-3 | C FF 93<br>B FF 93<br>X SL 86<br>1-1<br>F9 | | 6 | 2 | 1 | 1 | 0 | 0 | 1 |
| 21 James Loney, L (1, 3)<br>OBP: 0.334, SLG: 0.377 | C FF 93<br>B CH 86<br>C FF 94<br>F FF 94<br>F FF 93<br>B CH 84<br>B SL 86<br>X FF 94<br>3-2<br>HR | | C FF 92<br>F FF 93<br>B FF 94<br>X SL 92<br>1-2<br>20<br>G3-1<br>5<br>1B<br>1B | | C CH 84<br>B FF 95<br>B FF 91<br>F FF 93<br>X FF 95<br>2-2<br>20<br>FC6-4<br>1B | | C SI 91<br>B SI 92<br>B SI 92<br>X SL 83<br>2-1<br>L6 | | B SI 96<br>X SI 97<br>1-0<br>5<br>SH2-3<br>1B<br>1-2 | | B FF 92<br>B FF 90<br>C FF 93<br>B SL 80<br>S FF 91<br>S SL 82<br>3-3<br>K | 6 | 1 | 4 | 1 | 0 | 1 | 0 |
| 5 Brandon Guyer, R (1, 7)<br>OBP: 0.339, SLG: 0.371<br>(10, 8) | B SL 87<br>S SL 86<br>X SL 86<br>1-1<br>F9 | | X FF 94<br>0-0<br>20<br>G3-1<br>1-2<br>1B | | D SL 86<br>B SL 85<br>X SL 86<br>2-0<br>F9 | | S CH 84<br>X SI 93<br>0-1<br>1B | | C SI 97<br>B SI 97<br>X SI 97<br>1-1<br>SH2-3<br>1-2<br>2-3 | | B FF 92<br>B FF 91<br>C SL 81<br>F FF 92<br>T SL 82<br>2-2<br>K | 5 | 0 | 2 | 0 | 0 | 1 | 1 |
| 20 Matt Joyce, L (1, 9)<br>OBP: 0.352, SLG: 0.391<br>1 Sean Rodriguez, R (9, PH)<br>OBP: 0.262, SLG: 0.443<br>(10, 7) | | X CH 84<br>0-0<br>G4-3 | C FF 94<br>B CH 84<br>F SL 87<br>F FF 94<br>X CH 86<br>1-2<br>G3-1<br>1-2<br>2-3 | | S SL 88<br>F FF 94<br>B SL 85<br>X FF 95<br>1-2<br>FC6-4<br>1-2f | | C SI 92<br>S SI 91<br>D SL 84<br>B SI 93<br>S SI 93<br>2-3<br>K | | D SI 96<br>X SI 96<br>1-0<br>G5-3<br>3-H | | B SL 81<br>H SL 82<br>2-0<br>11<br>DI<br>HBP | 4<br>1 | 0<br>0 | 0<br>0 | 0<br>1 | 0<br>0 | 1<br>0 | 4<br>1 |
| 11 Logan Forsythe, R (1, 4)<br>OBP: 0.293, SLG: 0.331 | | B FF 93<br>B FF 94<br>B SL 88<br>C FF 94<br>B FF 93<br>4-1<br>28<br>BB<br>39<br>1B<br>BB | B SL 85<br>C SL 85<br>H FC 93<br>2-1<br>HBP | | B SL 86<br>C SL 88<br>D SL 86<br>F FF 93<br>B FF 94<br>X SL 87<br>3-2<br>G4-3 | | | B SI 87<br>B SI 87<br>B SL 79<br>C SI 87<br>B SL 80<br>4-1<br>39<br>2B<br>BB | B SI 97<br>C SI 97<br>B SI 96<br>F SI 97<br>D SL 86<br>B SI 96<br>4-2<br>BB | | C FF 92<br>C FF 92<br>B FF 95<br>B FF 94<br>D SL 82<br>S SL 84<br>3-3<br>K<br>1-2 | 2 | 0 | 0 | 0 | 3 | 1 | 2 |
| 39 Kevin Kiermaier, L (1, 8)<br>OBP: 0.322, SLG: 0.469<br>24 Ryan Hanigan, R (9, PH)<br>OBP: 0.323, SLG: 0.335<br>27 Cesár Ramos, L (10, 1) | F FF 92<br>1 SAFE<br>B SL 90<br>F FF 93<br>X CH 85<br>2-2<br>28<br>BB<br>1-2<br>1B | | F FF 94<br>F SL 89<br>B FF 95<br>B FF 94<br>S SL 87<br>2-3<br>K | | | C CH 83<br>C FF 92<br>X FF 93<br>0-2<br>HR | B SL 81<br>B SL 80<br>X SI 87<br>2-0<br>1-3<br>2B | | B SI 96<br>S SI 97<br>X SI 97<br>1-1<br>F9 | | 4<br>1<br>0 | 1<br>0<br>0 | 3<br>0<br>0 | 1<br>0<br>0 | 0<br>0<br>0 | 1<br>2<br>0 | 3<br>2<br>0 |
| 28 José Molina, R (1, 2)<br>OBP: 0.234, SLG: 0.188 | | B FF 94<br>B SL 87<br>B FF 93<br>B FF 93<br>4-0<br>1-2<br>2-3<br>BB | | X SL 86<br>0-0<br>F8 | | X SL 86<br>0-0<br>F8 | B SL 80<br>S SL 79<br>S SL 80<br>F FF 87<br>F SL 79<br>F FF 86<br>B SL 79<br>F SL 79<br>F SL 80<br>2-2<br>X FF 87<br>G3 | | B SL 83<br>F FF 93<br>F FF 93<br>F SL 86<br>B SL 86<br>B FF 94<br>X FF 94<br>3-2<br>F9 | | 4 | 0 | 0 | 0 | 1 | 0 | 2 |
| Inning Stats | R: 2 E: 0 K: 0 S: 13<br>H: 2 LOB: 0 BB: 0 P: 20 | R: 0 E: 0 K: 1 S: 11<br>H: 1 LOB: 3 BB: 2 P: 23 | R: 0 E: 0 K: 1 S: 16<br>H: 2 LOB: 3 BB: 0 P: 24 | R: 1 E: 0 K: 0 S: 7<br>H: 1 LOB: 0 BB: 0 P: 7 | R: 0 E: 0 K: 0 S: 10<br>H: 1 LOB: 1 BB: 0 P: 18 | R: 1 E: 0 K: 2 S: 10<br>H: 1 LOB: 0 BB: 0 P: 13 | R: 0 E: 0 K: 1 S: 9<br>H: 1 LOB: 1 BB: 0 P: 13 | R: 0 E: 0 K: 0 S: 11<br>H: 1 LOB: 2 BB: 2 P: 23 | R: 1 E: 1 K: 0 S: 9<br>H: 1 LOB: 2 BB: 1 P: 17 | R: 0 E: 0 K: 0 S: 9<br>H: 1 LOB: 1 BB: 0 P: 16 | R: 0 E: 0 K: 3 S: 9<br>H: 0 LOB: 1 BB: 0 P: 19 | 1B: 7<br>2B: 1<br>3B: 0<br>HR: 4 | SF: 0<br>SAC: 1<br>DP: 1<br>HBP: 2 | | WP: 0<br>PB: 0<br>SB: 0<br>CS: 0 | | PA: 52 | |

| BOTTOM | |
|---|---|
| AB | 44 |
| R | 5 |
| H | 12 |
| RBI | 5 |
| BB | 5 |
| SO | 8 |
| LOB | 26 |

| PITCHER | | IP | WLS | BF | H | R | ER | SO | BB | IBB | HBP | BLK | WP | HR | S | P | ERA | WHIP |
|---|---|---|---|---|---|---|---|---|---|---|---|---|---|---|---|---|---|---|
| 25 Bud Norris, R<br>ERA: 3.92 | (1, 1) | 6.0 | | 29 | 8 | 4 | 4 | 4 | 2 | 0 | 1 | 0 | 0 | 3 | 67 | 105 | 6.00 | 1.667 |
| 66 T.J. McFarland, L<br>ERA: 3.04 | (7, 1) | 1.0 | | 4 | 1 | 0 | 0 | 1 | 0 | 0 | 0 | 0 | 0 | 0 | 9 | 13 | 0.00 | 1.000 |
| 56 Darren O'Day, R<br>ERA: 1.48 | (8, 1) | 0.1 | | 3 | 1 | 0 | 0 | 0 | 1 | 0 | 0 | 0 | 0 | 0 | 10 | 18 | 0.00 | 6.000 |
| 51 Joe Saunders, L<br>ERA: 6.02 | (8, 1) | 0.0 | | 1 | 0 | 0 | 0 | 0 | 0 | 1 | 0 | 0 | 0 | 0 | 0 | 4 | ∞ | ∞ |
| 29 Tommy Hunter, R<br>ERA: 3.38 | (8, 1) | 0.2 | | 1 | 0 | 0 | 0 | 0 | 0 | 0 | 0 | 0 | 0 | 0 | 1 | 1 | 0.00 | 0.000 |

| PITCHER | | IP | WLS | BF | H | R | ER | SO | BB | IBB | HBP | BLK | WP | HR | S | P | ERA | WHIP |
|---|---|---|---|---|---|---|---|---|---|---|---|---|---|---|---|---|---|---|
| 53 Zack Britton, L<br>ERA: 1.82 | (9, 1) | 1.0 | B | 6 | 1 | 1 | 0 | 0 | 1 | 0 | 0 | 0 | 0 | 0 | 9 | 17 | 0.00 | 2.000 |
| 35 Brad Brach, R<br>ERA: 3.13 | (10, 1) | 1.0 | W | 4 | 1 | 0 | 0 | 0 | 0 | 0 | 0 | 0 | 0 | 0 | 9 | 16 | 0.00 | 1.000 |
| 48 Andrew Miller, L<br>ERA: 2.09 | (11, 1) | 1.0 | S | 4 | 0 | 0 | 0 | 3 | 0 | 0 | 1 | 0 | 0 | 0 | 9 | 19 | 0.00 | 0.000 |

# Tampa Bay Rays @ New York Yankees

Yankee Stadium, Bronx, NY

Tue Sep 09 2014, 7:10 PM - 10:26 PM EDT

Att. 31,188 - Cloudy - 70 F

livebaseballscorecards.com

TOP

| Batter | 1 | 2 | 3 | 4 | 5 | 6 | 7 | 8 | 9 | AB | R | H | RBI | BB | SO | LOB |
|---|---|---|---|---|---|---|---|---|---|---|---|---|---|---|---|---|
| 18 Ben Zobrist, S (1, 4)<br>OBP: 0.360, SLG: 0.399 | S SI 89<br>B SI 89<br>S FS 84<br>C FF 91<br>1-3 ① K | | X SI 90<br>0-0<br>3 1B<br>21 1B<br>1-2 1B | B SL 82<br>F CU 75<br>B FS 86<br>F FS 86<br>F FS 86<br>D CU 76<br>X SI 91<br>3-2<br>1-2<br>2-H 1B | | B FF 91<br>B SL 83<br>S CH 84<br>C FF 92<br>F CH 85<br>C SL 85<br>2-3 ② ③ K<br>2-3 | | | C FC 90<br>B KC 83<br>F KC 82<br>B FC 92<br>B KC 83<br>F FC 91<br>C FC 92<br>3-3 ① K | 5 | 1 | 2 | 1 | 0 | 3 | 1 |
| 7 David DeJesus, L (1, 10)<br>OBP: 0.359, SLG: 0.426 | F FF 91<br>C CU 75<br>S FS 85<br>0-3 ② K | | C SI 90<br>B FS 86<br>F FS 85<br>D FS 85<br>F SI 90<br>F SI 91<br>F FS 87<br>S SI 91<br>2-3 ① K | X FF 91<br>0-0 ② F9<br>2-3 | | | B SL 83<br>B CH 82<br>B FF 91<br>B FF 91<br>4-0 BB | | B FC 92<br>C FC 91<br>F FC 91<br>X KC 83<br>1-2 ② G3 | 4 | 0 | 0 | 0 | 1 | 2 | 4 |
| 3 Evan Longoria, R (1, 5)<br>OBP: 0.321, SLG: 0.399 | C SL 82<br>C SL 82<br>S SI 91<br>0-3 ③ K | | X SI 91<br>0-0<br>21 1B<br>1-3 2-H 1B | B FF 92<br>D FC 89<br>X FF 90<br>2-0 ③ F7 | | | C SL 84<br>1 SAFE<br>F SL 84<br>1 SAFE<br>S SL 85<br>0-3 ① K | | S KC 83<br>F FC 90<br>F FC 93<br>B KC 84<br>S KC 82<br>1-3 ③ K | 5 | 0 | 1 | 1 | 0 | 3 | 3 |
| 21 James Loney, L (1, 3)<br>OBP: 0.337, SLG: 0.385 | | X FF 90<br>0-0 HR | B SL 81<br>B FS 85<br>X SI 92<br>2-0<br>1-2 3-H 1B | | X FC 88<br>0-0 1B | | 1 SAFE<br>C CU 74<br>F CU 74<br>B CU 74<br>S CU 75<br>1-3 ② K | | | 4 | 1 | 3 | 2 | 0 | 1 | 1 |
| 9 Wil Myers, R (1, 9)<br>OBP: 0.299, SLG: 0.330 | | C SL 81<br>S FS 84<br>B FS 85<br>B FS 86<br>X SI 90<br>2-2 ① G5-3 | C SL 84<br>S FC 82<br>S FS 86<br>0-3 ② K | | C FF 92<br>C FF 92<br>B FF 92<br>B FC 89<br>C FF 93<br>2-3 ① K | | 1 SAFE<br>X SL 87<br>0-0 ③ L7 | | | 4 | 0 | 0 | 0 | 0 | 2 | 4 |
| 20 Matt Joyce, L (1, 7)<br>OBP: 0.354, SLG: 0.390 | | B SI 91<br>F FS 84<br>B SL 85<br>F SI 90<br>X SI 90<br>2-2 11 S 1B | B CU 76<br>B FS 85<br>X FS 85<br>2-0 ③ G1-3 | | B FF 92<br>F FC 89<br>S FC 88<br>X FF 92<br>1-2 ② P4 | | | B SI 93<br>B FF 92<br>B FF 93<br>B FF 93<br>4-0 11 SH2-4 BB | | 3 | 0 | 1 | 0 | 1 | 0 | 3 |
| 11 Yunel Escobar, R (1, 6)<br>OBP: 0.313, SLG: 0.310 | | B SL 81<br>1 SAFE<br>S SI 90<br>X SI 90<br>1-1 ② F9<br>1-2 | X SL 80<br>0-0 ① G2-3 | C FF 92<br>B FF 93<br>C FF 93<br>B FF 93<br>X FF 92<br>2-2 ③ G5-3 | | | 1 SAFE<br>1 SAFE<br>X SL 87<br>0-0 ① SH2-4<br>1-2 | | 3 | 0 | 0 | 0 | 0 | 0 | 2 |
| 39 Kevin Kiermaier, L (1, 8)<br>OBP: 0.324, SLG: 0.472 | | B CU 75<br>B FS 85<br>B FS 84<br>C FS 85<br>X FF 92<br>3-1 ③ L8 | C SI 90<br>B CU 75<br>B FF 87<br>F FS 85<br>X SI 90<br>2-2<br>24 1B<br>18 1B 1B | | B FC 87<br>F FC 87<br>B FC 86<br>X FF 92<br>2-1<br>18 CS 2B | | B SL 82<br>S SL 81<br>X SL 81<br>1-1 ② F8 | | 4 | 1 | 2 | 0 | 0 | 0 | 2 |
| 24 Ryan Hanigan, R (1, 2)<br>OBP: 0.326, SLG: 0.338 | | | X FF 90<br>0-0<br>18 1B<br>3 1B 1B | 1 SAFE<br>B SL 81<br>1 SAFE<br>B SI 90<br>C SI 90<br>F SL 82<br>1 SAFE<br>X FS 85<br>2-2<br>7 F9<br>18 1B<br>1-2 1B | | C SL 85<br>X SL 84<br>0-1 ① G5-3 | | C SL 80<br>S SL 82<br>B FF 93<br>D SL 83<br>F FF 92<br>X FF 92<br>2-2 ③ L9 | | 4 | 1 | 2 | 0 | 0 | 0 | 2 |
| Inning Stats | R: 0<br>E: 0<br>K: 3<br>S: 9<br>H: 0<br>LOB: 0<br>BB: 0<br>P: 10 | R: 1<br>E: 0<br>K: 0<br>S: 11<br>H: 2<br>LOB: 1<br>BB: 0<br>P: 19 | R: 2<br>E: 0<br>K: 2<br>S: 14<br>H: 4<br>LOB: 2<br>BB: 0<br>P: 20 | R: 1<br>E: 0<br>K: 0<br>S: 13<br>H: 3<br>LOB: 2<br>BB: 0<br>P: 22 | R: 0<br>E: 0<br>K: 1<br>S: 10<br>H: 1<br>LOB: 1<br>BB: 0<br>P: 15 | R: 0<br>E: 0<br>K: 1<br>S: 8<br>H: 1<br>LOB: 0<br>BB: 0<br>P: 12 | R: 0<br>E: 0<br>K: 2<br>S: 7<br>H: 0<br>LOB: 1<br>BB: 1<br>P: 12 | R: 0<br>E: 0<br>K: 0<br>S: 7<br>H: 0<br>LOB: 1<br>BB: 1<br>P: 14 | R: 0<br>E: 0<br>K: 2<br>S: 11<br>H: 0<br>LOB: 0<br>BB: 0<br>P: 16 | 1B: 9<br>2B: 1<br>3B: 0<br>HR: 1<br>SF: 0<br>SAC: 1<br>DP: 0<br>HBP: 0 | | | | | | |

| | AB | 36 |
|---|---|---|
| | R | 4 |
| | H | 11 |
| | RBI | 4 |
| | BB | 2 |
| | SO | 11 |
| | LOB | 22 |

WP: 0 PB: 0 SB: 1 CS: 1 PA: 39

| PITCHER | | IP | WLS | BF | H | R | ER | SO | BB | IBB | HBP | BLK | WP | HR | S | P | ERA | WHIP |
|---|---|---|---|---|---|---|---|---|---|---|---|---|---|---|---|---|---|---|
| 18 Hiroki Kuroda, R<br>ERA: 3.91 | (1, 1) | 3.1 | L | 19 | 9 | 4 | 4 | 5 | 0 | 0 | 0 | 0 | 0 | 1 | 45 | 67 | 10.80 | 2.700 |
| 55 David Huff, L<br>ERA: 3.6 | (4, 1) | 1.2 | | 7 | 2 | 0 | 0 | 1 | 0 | 0 | 0 | 0 | 0 | 0 | 14 | 23 | 0.00 | 1.200 |
| 39 Chase Whitley, R<br>ERA: 5.32 | (6, 1) | 1.1 | | 4 | 0 | 0 | 0 | 2 | 1 | 0 | 0 | 0 | 0 | 0 | 9 | 15 | 0.00 | 0.750 |
| 57 Rich Hill, L<br>ERA: 2.45 | (7, 1) | 0.1 | | 1 | 0 | 0 | 0 | 1 | 0 | 0 | 0 | 0 | 0 | 0 | 3 | 4 | 0.00 | 0.000 |
| 53 Esmil Rogers, R<br>ERA: 4.73 | (7, 1) | 0.2 | | 3 | 0 | 0 | 0 | 0 | 1 | 0 | 0 | 0 | 0 | 0 | 2 | 6 | 0.00 | 1.500 |

| PITCHER | | IP | WLS | BF | H | R | ER | SO | BB | IBB | HBP | BLK | WP | HR | S | P | ERA | WHIP |
|---|---|---|---|---|---|---|---|---|---|---|---|---|---|---|---|---|---|---|
| 88 Josh Outman, L<br>ERA: 3.16 | (8, 1) | 0.1 | | 1 | 0 | 0 | 0 | 0 | 0 | 0 | 0 | 0 | 0 | 0 | 2 | 3 | 0.00 | 0.000 |
| 27 Shawn Kelley, R<br>ERA: 4.21 | (8, 1) | 0.1 | | 1 | 0 | 0 | 0 | 0 | 0 | 0 | 0 | 0 | 0 | 0 | 4 | 6 | 0.00 | 0.000 |
| 30 David Robertson, R<br>ERA: 2.77 | (9, 1) | 1.0 | | 3 | 0 | 0 | 0 | 2 | 0 | 0 | 0 | 0 | 0 | 0 | 11 | 16 | 0.00 | 0.000 |

| Batter | 1 | 2 | 3 | 4 | 5 | 6 | 7 | 8 | 9 | AB | R | H | RBI | BB | SO | LOB |
|---|---|---|---|---|---|---|---|---|---|---|---|---|---|---|---|---|
| 22 Jacoby Ellsbury, L (1, 8)<br>OBP: 0.341, SLG: 0.435 | B FF 94<br>X SI 93<br>1-0 ① F9 | | | C FF 92<br>B FF 95<br>B FF 94<br>F FF 94<br>F FF 96<br>B SL 86<br>X SI 95<br>3-2 HR | S SL 87<br>B SL 86<br>X FF 96<br>1-1 ①<br>1-2<br>2-H<br>1B | | | B CH 81<br>B FF 93<br>C FF 92<br>F CH 81<br>B FF 94<br>X FF 95<br>3-2 ② L8 | | 4 | 1 | 2 | 1 | 0 | 0 | 0 |
| 2 Derek Jeter, R (1, 6)<br>OBP: 0.305, SLG: 0.308 | B SI 96<br>X FF 94<br>1-0 ② G6-3 | | | B SL 86<br>B SI 95<br>C SI 95<br>S SI 94<br>X FF 97<br>2-2 ① G4-3 | F SI 95<br>B FF 96<br>X FF 95<br>1-1 ②③<br>2-2<br>L4-6 | | | C FF 94<br>C FF 94<br>S FF 96<br>0-3 ③ K | | 4 | 0 | 0 | 0 | 0 | 1 | 2 |
| 34 Brian McCann, L (1, 2)<br>OBP: 0.288, SLG: 0.394 | B SI 96<br>B FF 94<br>B SI 95<br>C SI 94<br>C FF 94<br>F FF 95<br>X SI 95<br>3-2 ③ P5 | | | B CH 89<br>C SI 96<br>X FF 95<br>1-1 1B | | L SL 85<br>C SL 85<br>X FF 97<br>0-2 ① F8 | | | C FF 94<br>B FF 95<br>F FF 96<br>B CU 78<br>X FF 97<br>2-2 ① F9 | 4 | 0 | 1 | 0 | 0 | 0 | 0 |
| 36 Carlos Beltrán, S (1, 10)<br>OBP: 0.305, SLG: 0.409 | | C SL 84<br>C FF 95<br>S FF 96<br>0-3 ① K | | B FF 96<br>B FF 94<br>B SI 93<br>X SI 95<br>3-0 ② F8 | | B SL 87<br>C SL 85<br>B SI 97<br>S SL 85<br>S FF 97<br>2-3 ② K | | | B FF 97<br>S FF 93<br>F FF 95<br>F FF 97<br>X FF 97<br>1-2 ② F7 | 4 | 0 | 0 | 0 | 0 | 2 | 1 |
| 25 Mark Teixeira, S (1, 3)<br>OBP: 0.320, SLG: 0.411 | | B FF 94<br>C SI 94<br>X FF 96<br>1-1 ② F7 | | F FF 94<br>B FF 96<br>X FF 96<br>1-1 ③ F8 | | X FF 95<br>0-0 ③ G3 | | | C SI 98<br>X FF 96<br>0-1 ③ G1-3 | 4 | 0 | 0 | 0 | 0 | 0 | 1 |
| 12 Chase Headley, S (1, 5)<br>OBP: 0.315, SLG: 0.362 | | B SI 95<br>C FF 95<br>F FF 95<br>B SL 88<br>C SL 87<br>2-3 ③ K | | | C SL 84<br>B SL 83<br>B FF 95<br>H FF 94<br>3-1<br>33 1B<br>31 1B<br>24 1B<br>HBP | | B SL 86<br>F FF 94<br>B FF 94<br>C SL 84<br>B FF 94<br>X SL 86<br>3-2 ① G4-3 | | | 2 | 1 | 0 | 0 | 0 | 1 | 0 |
| 31 Ichiro Suzuki, L (1, 9)<br>OBP: 0.326, SLG: 0.329 | | | X FF 93<br>0-0 ① L8 | | C FF 93<br>X FF 94<br>0-1<br>1-2<br>33 1B<br>24 1B<br>1B | | B SI 95<br>F SL 83<br>F SI 96<br>F SL 86<br>F SL 86<br>X FF 97<br>1-2<br>33 F9-6<br>33 S<br>1B | | | 3 | 1 | 2 | 0 | 0 | 0 | 0 |
| 33 Stephen Drew, L (1, 4)<br>OBP: 0.244, SLG: 0.304 | | | B FF 94<br>C FF 93<br>F FF 95<br>B FF 96<br>X SL 88<br>2-2 ② G4-3 | | B SL 86<br>B FF 93<br>C FF 93<br>X SI 94<br>2-1<br>1-2<br>2-3<br>24 1B<br>22 1B<br>1B | | 1 SAFE<br>D FF 90<br>B CU 77<br>X CU 77<br>2-0 ②③<br>1-2<br>F9-6 | | | 3 | 0 | 1 | 0 | 0 | 0 | 1 |
| 24 Chris Young, R (1, 7)<br>OBP: 0.283, SLG: 0.345 | | | S SL 84<br>X SL 86<br>0-1 ③ P3 | | X FF 94<br>0-0<br>1-2<br>2-H<br>3-H<br>2<br>L4-6<br>22 1B<br>1B | | | C FF 93<br>C FF 94<br>S FF 95<br>0-3 ① K | | 3 | 0 | 1 | 2 | 0 | 1 | 0 |
| Inning Stats | R: 0<br>E: 0<br>K: 0<br>S: 6<br>H: 0<br>LOB: 0<br>BB: 0<br>P: 11 | R: 0<br>E: 0<br>K: 2<br>S: 8<br>H: 0<br>LOB: 0<br>BB: 0<br>P: 11 | R: 0<br>E: 0<br>K: 0<br>S: 6<br>H: 0<br>LOB: 0<br>BB: 0<br>P: 8 | R: 1<br>E: 0<br>K: 0<br>S: 12<br>H: 2<br>LOB: 1<br>BB: 0<br>P: 22 | R: 2<br>E: 0<br>K: 0<br>S: 10<br>H: 4<br>LOB: 1<br>BB: 0<br>P: 17 | R: 0<br>E: 0<br>K: 1<br>S: 7<br>H: 0<br>LOB: 0<br>BB: 0<br>P: 9 | R: 0<br>E: 0<br>K: 0<br>S: 9<br>H: 1<br>LOB: 0<br>BB: 0<br>P: 15 | R: 0<br>E: 0<br>K: 2<br>S: 9<br>H: 0<br>LOB: 0<br>BB: 0<br>P: 12 | R: 0<br>E: 0<br>K: 0<br>S: 9<br>H: 0<br>LOB: 0<br>BB: 0<br>P: 12 | 1B: 6<br>2B: 2<br>3B: 0<br>HR: 1<br>SF: 0<br>SAC: 0<br>DP: 2<br>HBP: 1 | | | | | | |

| PITCHER | | IP | WLS | BF | H | R | ER | SO | BB | IBB | HBP | BLK | WP | HR | S | P | ERA | WHIP |
|---|---|---|---|---|---|---|---|---|---|---|---|---|---|---|---|---|---|---|
| 22 Chris Archer, R<br>ERA: 3.63 | (1, 1) | 6.1 | W | 25 | 7 | 3 | 3 | 3 | 0 | 0 | 1 | 0 | 0 | 1 | 57 | 90 | 4.26 | 1.105 |
| 50 Grant Balfour, R<br>ERA: 5.01 | (7, 1) | 0.2 | H | 1 | 0 | 0 | 0 | 0 | 0 | 0 | 0 | 0 | 0 | 0 | 1 | 3 | 0.00 | 0.000 |
| 26 Brad Boxberger, R<br>ERA: 1.89 | (8, 1) | 1.0 | H | 3 | 0 | 0 | 0 | 2 | 0 | 0 | 0 | 0 | 0 | 0 | 9 | 12 | 0.00 | 0.000 |
| 57 Jake McGee, L<br>ERA: 1.34 | (9, 1) | 1.0 | S | 3 | 0 | 0 | 0 | 0 | 0 | 0 | 0 | 0 | 0 | 0 | 9 | 12 | 0.00 | 0.000 |

| PITCHER | IP | WLS | BF | H | R | ER | SO | BB | IBB | HBP | BLK | WP | HR | S | P | ERA | WHIP |
|---|---|---|---|---|---|---|---|---|---|---|---|---|---|---|---|---|---|

# BOTTOM

# Tampa Bay Rays @ New York Yankees

Yankee Stadium, Bronx, NY

Tue Sep 09 2014, 7:10 PM - 10:26 PM EDT

Att. 31,188 - Cloudy - 70 F

livebaseballscorecards.com

| | |
|---|---|
| AB | 31 |
| R | 3 |
| H | 7 |
| RBI | 3 |
| BB | 0 |
| SO | 5 |
| LOB | 5 |

| Batter | 1 | 2 | 3 | 4 | 5 | 6 | 7 | 8 | 9 | AB | R | H | RBI | BB | SO | LOB |
|---|---|---|---|---|---|---|---|---|---|---|---|---|---|---|---|---|
| 18 Ben Zobrist, S (1, 7) (8, 4)<br>OBP: 0.358, SLG: 0.397 | C SI 86<br>F SI 89<br>X SI 90<br>0-2<br>3 BB<br>9 2B<br>1B | C FF 88<br>B SL 84<br>C SL 86<br>F CH 85<br>C FF 90<br>1-3<br>① K | | C SI 91<br>F CH 86<br>B SL 86<br>D SL 86<br>S CH 86<br>2-3<br>① K | | X CU 81<br>0-0<br>③ G4-3 | | | B FF 93<br>C FF 93<br>B FF 94<br>B FF 94<br>X FF 94<br>3-1<br>① F9 | 5 | 1 | 1 | 0 | 0 | 2 | 1 |
| 5 Brandon Guyer, R (1, 8)<br>OBP: 0.336, SLG: 0.367 | B SI 87<br>B CH 77<br>B SI 87<br>C SI 87<br>1 SAFE<br>F SL 82<br>1 SAFE<br>S CH 77<br>3-3<br>① K | X FF 92<br>0-0<br>② G6-3 | | B SL 86<br>X FF 92<br>1-0<br>② F9 | | | B FF 94<br>X SL 85<br>1-0<br>3 G4-3<br>1B | | C FF 94<br>B FF 94<br>F SL 84<br>B SL 84<br>F FF 94<br>B SL 83<br>X FF 94<br>3-2<br>② G6-3 | 5 | 0 | 1 | 0 | 0 | 1 | 2 |
| 3 Evan Longoria, R (1, 5)<br>OBP: 0.322, SLG: 0.403 | S SL 80<br>1 SAFE<br>F CH 79<br>F CH 78<br>B SI 89<br>B SL 83<br>B SI 89<br>B SI 88<br>4-2<br>9 2B<br>11 1B<br>1-2<br>BB | C FF 90<br>X SL 86<br>0-1<br>③ G5-3 | | C FF 92<br>X CH 85<br>0-1<br>③ F8 | | | S SL 88<br>X FF 94<br>0-1<br>①②<br>G4-3<br>1-2f | | F FF 94<br>F SL 88<br>B FF 94<br>F SL 83<br>B CU 81<br>X FC 88<br>2-2<br>HR | 4 | 2 | 1 | 1 | 1 | 0 | 2 |
| 9 Wil Myers, R (1, 9)<br>OBP: 0.301, SLG: 0.335 | X CU 74<br>0-0<br>11 1B<br>11 1B<br>1-3<br>2-H<br>2B | | B SL 84<br>S CH 84<br>B CH 86<br>B SL 85<br>C FF 91<br>X SL 86<br>3-2<br>① F7 | | B SL 85<br>X CH 85<br>1-0<br>① F7 | | S SL 88<br>S SL 88<br>F FF 96<br>B SL 88<br>F CH 87<br>X SL 88<br>1-2<br>21 1B<br>1B | | C FF 95<br>B SL 83<br>C FF 94<br>B SL 82<br>X SL 86<br>2-2<br>③ P4 | 5 | 1 | 2 | 1 | 0 | 0 | 0 |
| 21 James Loney, L (1, 3)<br>OBP: 0.339, SLG: 0.388 | C SI 89<br>B CH 79<br>D SL 83<br>D SL 83<br>C SI 89<br>B SI 90<br>4-2<br>11 1B<br>11 1B<br>24 SF7<br>BB | | X FF 90<br>0-0<br>② G4-3 | | F SI 91<br>B SI 91<br>B CH 85<br>S CH 85<br>X SL 85<br>2-2<br>2B | | C KC 79<br>X FF 95<br>0-1<br>1-3<br>1B | | | 3 | 1 | 2 | 0 | 1 | 0 | 0 |
| 11 Yunel Escobar, R (1, 6)<br>OBP: 0.315, SLG: 0.314 | S CH 78<br>B SI 90<br>F CH 79<br>F CH 78<br>F CH 79<br>B SL 84<br>X CH 79<br>2-2<br>24 SF7<br>11 1B<br>1-2<br>2-3<br>3-H<br>1B | | C FF 91<br>B SI 91<br>B SL 86<br>F SL 85<br>F SI 90<br>B CH 84<br>X FF 91<br>3-2<br>11 PB<br>2B | | B CH 84<br>C CH 84<br>B CH 86<br>F SL 85<br>F SI 89<br>X CH 85<br>2-2<br>② G5-3 | | F FF 96<br>B KC 81<br>X KC 82<br>1-1<br>③ P4 | | | 4 | 0 | 2 | 1 | 0 | 0 | 3 |
| 11 Logan Forsythe, R (1, 4)<br>OBP: 0.297, SLG: 0.332<br>20 Matt Joyce, L (8, PH) (8, 7)<br>OBP: 0.353, SLG: 0.389 | B CH 78<br>F CH 78<br>B SI 88<br>C SI 89<br>D SI 89<br>X SI 88<br>3-2<br>1-2<br>2-3<br>3-H<br>1B | | B FF 92<br>B CH 84<br>B SL 84<br>C FF 91<br>F FF 91<br>B FF 92<br>4-2<br>2-3<br>BB | | B SL 85<br>B SL 84<br>C SI 90<br>F SI 91<br>B CH 85<br>X SI 91<br>3-2<br>③ F8 | | | F FF 96<br>C FF 98<br>S SV 83<br>0-3<br>① K | | 2<br>1 | 0<br>0 | 1<br>0 | 1<br>0 | 1<br>0 | 0<br>1 | 1<br>0 |
| 24 Ryan Hanigan, R (1, 2)<br>OBP: 0.320, SLG: 0.333 | C SL 84<br>D SL 83<br>B SI 92<br>B FF 91<br>X FF 90<br>3-1<br>② SF7<br>2-3<br>3-H | | X FF 92<br>0-0<br>③ L8 | | | B FF 95<br>C FF 93<br>B SI 95<br>X FF 96<br>2-1<br>① F8 | | X FF 98<br>0-0<br>② P3 | | 3 | 0 | 0 | 1 | 0 | 0 | 2 |
| 1 Sean Rodríguez, R (1, 10)<br>OBP: 0.263, SLG: 0.447<br>7 David DeJesus, L (8, PH) (8, 10)<br>OBP: 0.357, SLG: 0.424 | B SL 86<br>S SL 85<br>B SL 84<br>B FF 91<br>S FF 91<br>S SL 85<br>3-3<br>③ K | | | B SL 85<br>B SL 86<br>F FF 92<br>X SI 92<br>2-1<br>2B | | F FF 95<br>X SL 87<br>0-1<br>② F7 | | B SV 80<br>F FF 97<br>B FF 98<br>B FF 98<br>C FF 99<br>X FF 100<br>3-2<br>③ F7 | | 3<br>1 | 0<br>0 | 1<br>0 | 0<br>0 | 1<br>0 | 2<br>0 | 2<br>0 |
| Inning Stats | R: 4<br>E: 0<br>K: 2<br>S: 25<br>H: 4<br>LOB: 2<br>BB: 2<br>P: 47 | R: 0<br>E: 0<br>K: 1<br>S: 7<br>H: 0<br>LOB: 0<br>BB: 0<br>P: 8 | R: 0<br>E: 0<br>K: 0<br>S: 12<br>H: 1<br>LOB: 2<br>BB: 1<br>P: 22 | R: 0<br>E: 0<br>K: 1<br>S: 8<br>H: 1<br>LOB: 1<br>BB: 0<br>P: 13 | R: 0<br>E: 0<br>K: 0<br>S: 11<br>H: 1<br>LOB: 1<br>BB: 0<br>P: 19 | R: 0<br>E: 0<br>K: 0<br>S: 5<br>H: 0<br>LOB: 0<br>BB: 0<br>P: 7 | R: 0<br>E: 0<br>K: 0<br>S: 12<br>H: 3<br>LOB: 2<br>BB: 0<br>P: 15 | R: 0<br>E: 0<br>K: 1<br>S: 7<br>H: 0<br>LOB: 0<br>BB: 0<br>P: 10 | R: 1<br>E: 0<br>K: 0<br>S: 13<br>H: 1<br>LOB: 0<br>BB: 0<br>P: 23 | 1B: 6<br>2B: 4<br>3B: 0<br>HR: 1<br>SF: 1<br>SAC: 0<br>DP: 1<br>HBP: 0 | | | | | | |

| PITCHER | | IP | WLS | BF | H | R | ER | SO | BB | IBB | HBP | BLK | WP | HR | S | P | ERA | WHIP |
|---|---|---|---|---|---|---|---|---|---|---|---|---|---|---|---|---|---|---|
| 26 Chris Capuano, L<br>ERA: 4.9 | (1, 1) | 0.1 | | 7 | 4 | 4 | 4 | 1 | 2 | 0 | 0 | 0 | 0 | 0 | 20 | 36 | 108.00 | 18.000 |
| 39 Chase Whitley, R<br>ERA: 5.13 | (1, 1) | 2.2 | | 10 | 1 | 0 | 0 | 2 | 1 | 0 | 0 | 0 | 0 | 0 | 24 | 41 | 0.00 | 0.750 |
| 48 Preston Claiborne, R<br>ERA: 3.2 | (4, 1) | 2.0 | W | 8 | 2 | 0 | 0 | 1 | 0 | 0 | 0 | 0 | 0 | 0 | 19 | 32 | 0.00 | 1.000 |
| 43 Adam Warren, R<br>ERA: 3.07 | (6, 1) | 1.2 | H | 6 | 2 | 0 | 0 | 0 | 0 | 0 | 0 | 0 | 0 | 0 | 13 | 17 | 0.00 | 1.200 |
| 68 Dellin Betances, R<br>ERA: 1.39 | (7, 1) | 1.1 | H | 5 | 1 | 0 | 0 | 1 | 0 | 0 | 0 | 0 | 0 | 0 | 11 | 15 | 0.00 | 0.750 |

| PITCHER | | IP | WLS | BF | H | R | ER | SO | BB | IBB | HBP | BLK | WP | HR | S | P | ERA | WHIP |
|---|---|---|---|---|---|---|---|---|---|---|---|---|---|---|---|---|---|---|
| 53 Esmil Rogers, R<br>ERA: 4.83 | (9, 1) | 1.0 | | 4 | 1 | 1 | 1 | 0 | 0 | 0 | 0 | 0 | 0 | 1 | 13 | 23 | 9.00 | 1.000 |

# TOP

# Tampa Bay Rays @ New York Yankees

Yankee Stadium, Bronx, NY

Wed Sep 10 2014, 7:10 PM - 10:40 PM EDT

Att. 31,591 - Partly Cloudy - 72 F

livebaseballscorecards.com

| | |
|---|---|
| AB | 36 |
| R | 5 |
| H | 11 |
| RBI | 5 |
| BB | 3 |
| SO | 5 |
| LOB | 13 |

# BOTTOM

Tampa Bay Rays @ New York Yankees
Yankee Stadium, Bronx, NY
Wed Sep 10 2014, 7:10 PM - 10:40 PM EDT
Att. 31,591 - Partly Cloudy - 72 F

livebaseballscorecards.com

| Batter | 1 | 2 | 3 | 4 | 5 | 6 | 7 | 8 | 9 | AB | R | H | RBI | BB | SO | LOB |
|---|---|---|---|---|---|---|---|---|---|---|---|---|---|---|---|---|
| 22 Jacoby Ellsbury, L (1, 8)<br>OBP: 0.340, SLG: 0.432 | B FF 91<br>B FC 87<br>F FF 90<br>F FF 91<br>B FS 86<br>X FS 85<br>3-2 ①<br>F8 | | B FF 89<br>B FF 90<br>C FF 90<br>F FS 83<br>B FF 91<br>1 SAFE<br>F FS 83<br>B FF 90<br>4-2<br>E2<br>2<br>S<br>34<br>1B<br>1-3<br>BB | S FF 92<br>X CU 71<br>0-1 ③<br>G3-1 | | B FS 80<br>F SL 81<br>F FS 83<br>X FS 83<br>1-2 ③<br>L9 | | B FF 92<br>F CH 83<br>F CH 84<br>B FF 93<br>D CH 84<br>S FF 92<br>3-3 ③<br>K | | 4 | 1 | 0 | 0 | 1 | 1 | 1 |
| 2 Derek Jeter, R (1, 10)<br>OBP: 0.303, SLG: 0.306 | B FF 92<br>X FF 90<br>1-0 ②<br>L8 | | C FF 89<br>X FF 88<br>0-1 ②<br>G5-3<br>1-2 | | X FF 88<br>0-0 ①<br>F7 | | B FF 91<br>F FF 93<br>C FF 92<br>B FF 93<br>F FF 93<br>B FF 92<br>X FF 94<br>3-2 ①<br>F9 | | | 4 | 0 | 0 | 0 | 0 | 0 | 2 |
| 34 Brian McCann, L (1, 2)<br>OBP: 0.292, SLG: 0.402 | C FS 83<br>F FS 84<br>X FS 84<br>0-2<br>HR | | C CU 70<br>B FF 90<br>X FS 84<br>1-1<br>12<br>BB<br>25<br>BB<br>2-H<br>3-H<br>1B | | C CU 71<br>H FC 86<br>1-1<br>25<br>E<br>HBP | | C FF 94<br>S FS 84<br>B FF 93<br>F FF 94<br>S FS 85<br>1-3 ②<br>K | | | 3 | 2 | 2 | 3 | 0 | 1 | 0 |
| 25 Mark Teixeira, S (1, 3)<br>OBP: 0.322, SLG: 0.413 | B FF 93<br>C FF 92<br>C FF 92<br>B FS 85<br>B FS 85<br>X FF 92<br>3-2 ③<br>G4-3 | | B FF 92<br>D FS 85<br>C FS 83<br>B SI 90<br>B FS 84<br>4-1<br>12<br>BB<br>1-2<br>BB | | S FS 84<br>B SI 91<br>D FS 84<br>X FS 84<br>2-1<br>E9<br>12<br>1B<br>1-H<br>2B | | C SL 82<br>C FF 93<br>S FF 93<br>0-3 ③<br>K | | | 3 | 1 | 1 | 1 | 1 | 1 | 0 |
| 12 Chase Headley, S (1, 5)<br>OBP: 0.319, SLG: 0.364 | | C FF 90<br>B FS 86<br>X FS 84<br>1-1 ①<br>G4-3 | C CU 70<br>B FF 91<br>D FS 84<br>C FS 82<br>B FF 91<br>B FS 83<br>4-2<br>31<br>FC4-6<br>1-2<br>2-3<br>BB | | C CU 73<br>B FF 90<br>D FF 91<br>X FC 86<br>2-1<br>31<br>S<br>3-H<br>1B | | | C CU 75<br>B FS 82<br>X FF 89<br>1-1<br>31<br>2B<br>1B | | 3 | 1 | 2 | 1 | 1 | 0 | 0 |
| 31 Ichiro Suzuki, L (1, 9)<br>OBP: 0.325, SLG: 0.331 | | C CU 70<br>S FF 91<br>S FS 85<br>0-3 ②<br>K | X FS 83<br>0-0 ③<br>FC4-6<br>1-2f | | C FF 89<br>B FC 85<br>S CU 74<br>1 SAFE<br>F FF 90<br>F FF 90<br>F CU 75<br>S CU 74<br>1-3 ②<br>K<br>1-2 | | | C FF 88<br>X FS 79<br>0-1<br>24<br>2B<br>1-H<br>2B | | 4 | 1 | 1 | 1 | 0 | 2 | 4 |
| 33 Stephen Drew, L (1, 4)<br>OBP: 0.240, SLG: 0.299 | | B SI 91<br>S FS 83<br>C SI 92<br>B FS 85<br>F FS 84<br>F FF 92<br>C SI 92<br>2-3 ③<br>K | | C CU 69<br>X FF 90<br>0-1 ①<br>P2 | B FF 89<br>B SI 88<br>F FF 88<br>C SI 89<br>B CU 75<br>X SI 89<br>3-2 ③<br>F8 | | | B CU 76<br>B FF 88<br>B FF 89<br>C FF 89<br>X FF 88<br>3-1 ①<br>P3 | | 4 | 0 | 0 | 0 | 0 | 1 | 2 |
| 24 Chris Young, R (1, 7)<br>OBP: 0.289, SLG: 0.366 | | | F SL 79<br>X FF 91<br>0-1<br>22<br>E<br>22<br>BB<br>34<br>1B<br>1B | C FC 86<br>B FS 84<br>B FS 85<br>B FC 86<br>C FC 85<br>X FC 88<br>3-2<br>HR | | C FF 92<br>B FF 93<br>S FF 93<br>S FF 93<br>1-3 ①<br>K | | X FF 92<br>0-0<br>2-H<br>2B | | 4 | 2 | 3 | 2 | 0 | 1 | 0 |
| 17 Brendan Ryan, R (1, 6)<br>OBP: 0.236, SLG: 0.229 | | | B FF 89<br>B FF 87<br>C FF 90<br>1 SAFE<br>F FF 90<br>X FF 90<br>2-2 ①<br>L7 | S FF 91<br>B FC 86<br>S FC 86<br>X FF 92<br>1-2 ②<br>G5-3 | | F FF 94<br>X FF 94<br>0-1 ②<br>G5-3 | | B FF 92<br>B FF 92<br>F FF 91<br>B SL 86<br>X FF 92<br>3-1 ②<br>G5-3 | | 4 | 0 | 0 | 0 | 0 | 0 | 2 |
| Inning Stats | R: 1<br>E: 0<br>K: 0<br>S: 10<br>H: 1<br>LOB: 0<br>BB: 0<br>P: 17 | R: 0<br>E: 0<br>K: 2<br>S: 10<br>H: 0<br>LOB: 0<br>BB: 0<br>P: 13 | R: 2<br>E: 1<br>K: 0<br>S: 16<br>H: 2<br>LOB: 3<br>BB: 3<br>P: 31 | R: 1<br>E: 0<br>K: 0<br>S: 10<br>H: 1<br>LOB: 0<br>BB: 0<br>P: 14 | R: 2<br>E: 1<br>K: 1<br>S: 15<br>H: 2<br>LOB: 1<br>BB: 0<br>P: 24 | R: 0<br>E: 0<br>K: 1<br>S: 8<br>H: 0<br>LOB: 0<br>BB: 0<br>P: 10 | R: 0<br>E: 0<br>K: 2<br>S: 11<br>H: 0<br>LOB: 0<br>BB: 0<br>P: 15 | R: 2<br>E: 0<br>K: 1<br>S: 12<br>H: 3<br>LOB: 1<br>BB: 0<br>P: 22 | | 1B: 4<br>2B: 3<br>3B: 0<br>HR: 2<br>SF: 0<br>SAC: 0<br>DP: 0<br>HBP: 1 | | | | WP: 0<br>PB: 0<br>SB: 2<br>CS: 0<br>PA: 37 | | |

| | AB | 33 |
|---|---|---|
| | R | 8 |
| | H | 9 |
| | RBI | 8 |
| | BB | 3 |
| | SO | 7 |
| | LOB | 11 |

| PITCHER | | IP | WLS | BF | H | R | ER | SO | BB | IBB | HBP | BLK | WP | HR | S | P | ERA | WHIP |
|---|---|---|---|---|---|---|---|---|---|---|---|---|---|---|---|---|---|---|
| 23 Jake Odorizzi, R<br>ERA: 4.02 | (1, 1) | 4.1 | L | 22 | 5 | 6 | 5 | 2 | 3 | 0 | 1 | 0 | 0 | 2 | 50 | 82 | 10.38 | 1.846 |
| 38 Jeff Beliveau, L<br>ERA: 1.77 | (5, 1) | 0.2 | | 3 | 1 | 0 | 0 | 1 | 0 | 0 | 0 | 0 | 0 | 0 | 11 | 17 | 0.00 | 1.500 |
| 54 Steve Geltz, R<br>ERA: 2.08 | (6, 1) | 2.0 | | 6 | 0 | 0 | 0 | 3 | 0 | 0 | 0 | 0 | 0 | 0 | 19 | 25 | 0.00 | 0.000 |
| 62 Joel Peralta, R<br>ERA: 4.55 | (8, 1) | 0.1 | | 3 | 2 | 2 | 2 | 0 | 0 | 0 | 0 | 0 | 0 | 0 | 6 | 10 | 54.00 | 6.000 |
| 49 Kirby Yates, R<br>ERA: 3.41 | (8, 1) | 0.2 | | 3 | 1 | 0 | 0 | 1 | 0 | 0 | 0 | 0 | 0 | 0 | 6 | 12 | 0.00 | 1.500 |

| PITCHER | IP | WLS | BF | H | R | ER | SO | BB | IBB | HBP | BLK | WP | HR | S | P | ERA | WHIP |
|---|---|---|---|---|---|---|---|---|---|---|---|---|---|---|---|---|---|

| Batter | 1 | 2 | 3 | 4 | 5 | 6 | 7 | 8 | 9 | AB | R | H | RBI | BB | SO | LOB |
|---|---|---|---|---|---|---|---|---|---|---|---|---|---|---|---|---|
| 18 Ben Zobrist, S (1, 4)<br>OBP: 0.355, SLG: 0.393 | X FC 89<br>0-0 ①<br>G3-1 | | C FF 93<br>X CH 88<br>0-1 ②<br>F7 | | B CH 88<br>B SL 83<br>C FF 93<br>S SL 82<br>X FF 92<br>2-2 ②<br>F7 | | F CH 87<br>B SL 84<br>B CH 88<br>X SL 84<br>2-1 ③<br>G4-3 | | S SL 79<br>C FF 90<br>B SL 82<br>B SL 83<br>F FF 92<br>X FF 92<br>2-2 ③<br>G4-3 | 5 | 0 | 0 | 0 | 0 | 0 | 1 |
| 7 David DeJesus, L (1, 10)<br>OBP: 0.360, SLG: 0.430 | C FC 89<br>X FC 91<br>0-1<br>3<br>PB<br>1B | | C FF 93<br>F CH 89<br>B SL 85<br>F CH 89<br>B FF 94<br>X FF 94<br>2-2 ③<br>F7 | | B FF 91<br>F SL 82<br>X CH 87<br>1-1 ③<br>P5 | | | C FF 91<br>F SL 84<br>F CH 89<br>X FC 92<br>0-2<br>2B | | 4 | 0 | 2 | 0 | 0 | 0 | 0 |
| 3 Evan Longoria, R (1, 5)<br>OBP: 0.320, SLG: 0.400 | 1 SAFE<br>C FC 90<br>S SL 82<br>X SL 82<br>0-2 ②<br>G5-3<br>1-2 | | | X FC 91<br>0-0 ①<br>F9 | | C FF 92<br>F SL 84<br>C SL 84<br>0-3 ①<br>K | | C FC 92<br>B SL 83<br>D FF 93<br>X SL 83<br>2-1 ①<br>G5-3 | | 4 | 0 | 0 | 0 | 0 | 1 | 2 |
| 21 James Loney, L (1, 3)<br>OBP: 0.339, SLG: 0.387 | F SL 81<br>S SL 82<br>X SL 84<br>0-2 ③<br>G4-3 | | | C FF 91<br>X CH 87<br>0-1 ②<br>G4-3 | | C SL 83<br>B SL 86<br>X FC 93<br>1-1<br>20<br>WP<br>20<br>1B<br>1B | | B CU 76<br>C SI 89<br>S CU 75<br>T CU 78<br>1-2 ②<br>K | | 4 | 0 | 1 | 0 | 0 | 1 | 2 |
| 9 Wil Myers, R (1, 9)<br>OBP: 0.306, SLG: 0.338 | | C FC 90<br>F SL 81<br>B SL 83<br>X FC 91<br>1-2<br>39<br>L6-4<br>11<br>1B<br>1B | | C FF 90<br>B SL 84<br>F SL 82<br>X SL 84<br>1-2<br>20<br>1B<br>11<br>HR<br>1B | | C FF 93<br>S SL 85<br>X SL 86<br>0-2 ②<br>P4 | | I IN 82<br>I IN 82<br>I IN 86<br>I IN 85<br>4-0<br>IBB | | 3 | 1 | 2 | 0 | 1 | 0 | 1 |
| 20 Matt Joyce, L (1, 7)<br>OBP: 0.354, SLG: 0.390 | | C FC 90<br>S CH 86<br>D SL 82<br>F SL 82<br>1 SAFE<br>F CH 86<br>X FF 91<br>1-2 ①<br>F9 | | X CH 86<br>0-0<br>11<br>HR<br>1-2<br>1B | | B CH 88<br>B SL 82<br>F FF 92<br>X SL 83<br>2-1 ③<br>1-H<br>1B | | B SL 79<br>S CU 75<br>B CU 75<br>C SI 90<br>F CU 76<br>S SL 78<br>2-3 ③<br>K | | 4 | 1 | 2 | 0 | 0 | 1 | 3 |
| 11 Yunel Escobar, R (1, 6)<br>OBP: 0.320, SLG: 0.332 | | F FF 90<br>X FF 91<br>0-1<br>1-2<br>1B | | C SL 84<br>B SL 84<br>B FF 94<br>X SL 84<br>2-1<br>1-H<br>2-H<br>HR | | | C SL 82<br>X SL 83<br>0-1<br>HR | | C ST 84<br>C ST 84<br>F ST 84<br>B ST 84<br>B SI 93<br>B ST 85<br>B SI 92<br>4-2<br>39<br>SH5-3<br>BB | 3 | 2 | 3 | 4 | 1 | 0 | 0 |
| 39 Kevin Kiermaier, L (1, 8)<br>OBP: 0.321, SLG: 0.468 | | C SL 81<br>B FC 92<br>X SL 82<br>1-1 ②③<br>L6-4<br>2-2 | | C FF 93<br>S CH 89<br>X CH 90<br>0-2 ③<br>F9 | | | S FF 93<br>X FC 91<br>0-1 ①<br>G3-1 | | 1 SAFE<br>X FF 91<br>0-0 ①<br>SH5-3<br>1-2 | 3 | 0 | 0 | 0 | 0 | 0 | 2 |
| 59 Curt Casali, R (1, 2)<br>OBP: 0.243, SLG: 0.194 | | | C FF 92<br>S SL 84<br>F SL 84<br>X FF 93<br>0-2 ①<br>F9 | | B FF 91<br>C FC 91<br>T FF 92<br>B FC 92<br>X SL 83<br>2-2 ①<br>G5-3 | | F FF 91<br>F FF 91<br>S SL 85<br>0-3 ②<br>K | | X SL 81<br>0-0 ②<br>G5-3 | 4 | 0 | 0 | 0 | 0 | 1 | 1 |
| Inning Stats | R: 0<br>E: 0<br>K: 0<br>S: 9<br>H: 1<br>LOB: 1<br>BB: 0<br>P: 9 | R: 0<br>E: 0<br>K: 0<br>S: 12<br>H: 2<br>LOB: 1<br>BB: 0<br>P: 15 | R: 0<br>E: 0<br>K: 0<br>S: 10<br>H: 0<br>LOB: 0<br>BB: 0<br>P: 12 | R: 3<br>E: 0<br>K: 0<br>S: 12<br>H: 3<br>LOB: 0<br>BB: 0<br>P: 15 | R: 0<br>E: 0<br>K: 0<br>S: 8<br>H: 0<br>LOB: 0<br>BB: 0<br>P: 13 | R: 0<br>E: 0<br>K: 1<br>S: 10<br>H: 2<br>LOB: 2<br>BB: 0<br>P: 13 | R: 1<br>E: 0<br>K: 1<br>S: 9<br>H: 1<br>LOB: 0<br>BB: 0<br>P: 11 | R: 0<br>E: 0<br>K: 2<br>S: 13<br>H: 1<br>LOB: 2<br>BB: 1<br>P: 22 | R: 0<br>E: 0<br>K: 0<br>S: 9<br>H: 0<br>LOB: 1<br>BB: 1<br>P: 15 | 1B: 7<br>2B: 2<br>3B: 0<br>HR: 2<br>SF: 0<br>SAC: 1<br>DP: 1<br>HBP: 0 | | | | | | |

| PITCHER | | IP | WLS | BF | H | R | ER | SO | BB | IBB | HBP | BLK | WP | HR | S | P | ERA | WHIP |
|---|---|---|---|---|---|---|---|---|---|---|---|---|---|---|---|---|---|---|
| 35 Michael Pineda, R<br>ERA: 2.2 | (1, 1) | 7.1 | | 30 | 10 | 4 | 4 | 2 | 0 | 0 | 0 | 0 | 1 | 0 | 76 | 96 | 4.91 | 1.364 |
| 57 Rich Hill, L<br>ERA: 2.08 | (8, 1) | 0.2 | | 3 | 0 | 0 | 0 | 2 | 0 | 1 | 0 | 0 | 0 | 0 | 7 | 14 | 0.00 | 0.000 |
| 64 Chaz Roe, R<br>ERA: 9.0 | (9, 1) | 0.0 | | 1 | 0 | 0 | 0 | 0 | 1 | 0 | 0 | 0 | 0 | 0 | 3 | 7 | ∞ | ∞ |
| 88 Josh Outman, L<br>ERA: 3.12 | (9, 1) | 0.1 | | 1 | 0 | 0 | 0 | 0 | 0 | 0 | 0 | 0 | 0 | 0 | 1 | 1 | 0.00 | 0.000 |
| 27 Shawn Kelley, R<br>ERA: 4.15 | (9, 1) | 0.2 | W | 2 | 0 | 0 | 0 | 0 | 0 | 0 | 0 | 0 | 0 | 0 | 5 | 7 | 0.00 | 0.000 |

| PITCHER | IP | WLS | BF | H | R | ER | SO | BB | IBB | HBP | BLK | WP | HR | S | P | ERA | WHIP |
|---|---|---|---|---|---|---|---|---|---|---|---|---|---|---|---|---|---|

# TOP

## Tampa Bay Rays @ New York Yankees

Yankee Stadium, Bronx, NY

Thu Sep 11 2014, 7:11 PM - 10:16 PM EDT

Att. 32,627 - Cloudy - 82 F

livebaseballscorecards.com

| | |
|---|---|
| AB | 34 |
| R | 4 |
| H | 10 |
| RBI | 4 |
| BB | 2 |
| SO | 4 |
| LOB | 12 |

WP: 1 PA: 37
PB: 1
SB: 0
CS: 0

| Batter | 1 | 2 | 3 | 4 | 5 | 6 | 7 | 8 | 9 | AB | R | H | RBI | BB | SO | LOB |
|---|---|---|---|---|---|---|---|---|---|---|---|---|---|---|---|---|
| 22 Jacoby Ellsbury, L (1, 8)<br>OBP: 0.338, SLG: 0.429 | C FF 93<br>X CH 89<br>0-1 ① G6-3 | | F CH 89<br>X SI 92<br>0-1 ③ F9 | | | B CH 88<br>F CH 89<br>B SI 93<br>B SI 93<br>X CH 87<br>3-1 ③ F8 | | B FF 93<br>F CH 82<br>F FF 94<br>C FF 93<br>1-3 ② K | | 4 | 0 | 0 | 0 | 0 | 1 | 1 |
| 2 Derek Jeter, R (1, 6)<br>OBP: 0.303, SLG: 0.304 | C FF 93<br>F KC 81<br>S CH 87<br>0-3 ② K | | | F KC 81<br>B CH 88<br>B SI 93<br>X SI 93<br>2-1 ① G6-3 | | | X FF 94<br>0-0 ① G6-3 | C FF 93<br>H FF 94<br>1-1 34 E HBP | | 3 | 0 | 0 | 0 | 0 | 1 | 0 |
| 34 Brian McCann, L (1, 2)<br>OBP: 0.292, SLG: 0.400<br>63 Antoan Richardson, S (8, PR)<br>66 John Ryan Murphy, R (9, 2)<br>OBP: 0.319, SLG: 0.388 | C KC 82<br>C SI 93<br>X CH 88<br>0-2 ③ G6-3 | | | C SI 94<br>X KC 83<br>0-1 ② F7 | | | B KC 83<br>B KC 81<br>B FF 92<br>B FF 93<br>4-0 25 BB BB | B CH 80<br>X CH 80<br>1-0 E3<br>1-2 | | 3<br>0<br>0 | 0<br>0<br>0 | 0<br>0<br>0 | 0<br>0<br>0 | 1<br>0<br>0 | 0<br>0<br>0 | 1<br>0<br>0 |
| 25 Mark Teixeira, S (1, 3)<br>OBP: 0.321, SLG: 0.410 | | C KC 80<br>B CH 88<br>X CH 88<br>1-1 ① G6-3 | | C FF 93<br>X CH 89<br>0-1 ③ G6-3 | | | D CH 88<br>B FF 93<br>B SI 92<br>C FF 91<br>F FF 90<br>B SI 92<br>4-2<br>1-2 BB | C CH 81<br>C FF 94<br>S FC 93<br>0-3 ③ K | | 3 | 0 | 0 | 0 | 1 | 1 | 2 |
| 12 Chase Headley, S (1, 10)<br>OBP: 0.318, SLG: 0.361<br>62 Austin Romine, R (9, PR) | | C FF 93<br>F SI 94<br>C KC 81<br>0-3 ② K | | | C FF 93<br>X CH 87<br>0-1 ① G5-3 | | B KC 81<br>B CH 87<br>C SI 92<br>S CH 86<br>S SI 93<br>2-3 ② K | | C FF 94<br>F FF 96<br>B FF 98<br>H FF 96<br>2-2 31 2B 24 HR HBP | 3<br>0 | 0<br>1 | 0<br>0 | 0<br>0 | 0<br>0 | 2<br>0 | 2<br>0 |
| 31 Ichiro Suzuki, L (1, 9)<br>OBP: 0.324, SLG: 0.333 | | B FF 92<br>C SI 93<br>B CH 87<br>X CH 87<br>2-1 ③ G1-3 | | | C KC 81<br>B CH 88<br>F CH 89<br>B FF 92<br>B SI 94<br>F CH 87<br>F CH 87<br>X SI 93<br>3-2 ② G4-3 | | B FF 93<br>X CH 88<br>1-0 ③ P5 | | C FF 95<br>C FF 95<br>D FF 97<br>F FF 96<br>X FF 96<br>1-2<br>1-3 24 HR 2B | 4 | 1 | 1 | 0 | 0 | 0 | 2 |
| 33 Stephen Drew, L (1, 4)<br>OBP: 0.237, SLG: 0.295<br>45 Zelous Wheeler, R (9, PH)<br>OBP: 0.275, SLG: 0.354 | | | B KC 81<br>B FF 92<br>C FF 92<br>X CH 89<br>2-1 E8 | | B KC 81<br>F CH 89<br>B SI 94<br>B CH 87<br>C FF 94<br>X CH 88<br>3-2 ③ G4-3 | | | B KC 80<br>B KC 80<br>C FF 92<br>F SI 93<br>B CH 88<br>X CH 89<br>3-2 ① P3 | S FF 98<br>D FF 98<br>S FF 97<br>S FF 98<br>1-3 ① K | 3<br>1 | 0<br>0 | 0<br>0 | 0<br>0 | 0<br>1 | 0<br>3 | 0<br>3 |
| 24 Chris Young, R (1, 7)<br>OBP: 0.292, SLG: 0.383 | | | D KC 81<br>B FF 93<br>C SI 92<br>X SI 93<br>2-1 ① F7 | | | C FF 92<br>F CH 87<br>B CH 87<br>F CH 88<br>B FF 94<br>B CH 88<br>F SI 92<br>F CH 89<br>F CH 89<br>3-2 ① X FF 93 F9 | | S KC 81<br>X FF 93<br>0-1 14 HR 2B | F FF 98<br>X FF 97<br>0-1<br>2-H<br>3-H HR | 4 | 2 | 2 | 3 | 0 | 0 | 1 |
| 17 Brendan Ryan, R (1, 5)<br>OBP: 0.231, SLG: 0.224<br>14 Martín Prado, R (8, PH)<br>OBP: 0.319, SLG: 0.407<br>(9, 5) | | | C KC 80<br>B CH 88<br>F CH 88<br>F SI 92<br>F SI 93<br>F CH 87<br>S CH 87<br>1-3 ② K | | | F SI 94<br>X FF 93<br>0-1 ② F7 | | F FF 95<br>F FF 95<br>F FF 95<br>B FF 95<br>F FF 95<br>B CH 81<br>B FF 94<br>X CH 81<br>3-2<br>2-H HR | | 2<br>1 | 0<br>1 | 0<br>1 | 0<br>2 | 1<br>0 | 1<br>0 | 1<br>0 |
| Inning Stats | R: 0<br>E: 0<br>K: 1<br>S: 8<br>H: 0<br>LOB: 0<br>BB: 0<br>P: 8 | R: 0<br>E: 0<br>K: 1<br>S: 7<br>H: 0<br>LOB: 0<br>BB: 0<br>P: 10 | R: 0<br>E: 1<br>K: 1<br>S: 12<br>H: 0<br>LOB: 1<br>BB: 0<br>P: 17 | R: 0<br>E: 0<br>K: 0<br>S: 6<br>H: 0<br>LOB: 0<br>BB: 0<br>P: 8 | R: 0<br>E: 0<br>K: 0<br>S: 10<br>H: 0<br>LOB: 0<br>BB: 0<br>P: 16 | R: 0<br>E: 0<br>K: 0<br>S: 11<br>H: 0<br>LOB: 0<br>BB: 0<br>P: 17 | R: 0<br>E: 0<br>K: 1<br>S: 7<br>H: 0<br>LOB: 2<br>BB: 2<br>P: 18 | R: 2<br>E: 1<br>K: 2<br>S: 18<br>H: 2<br>LOB: 2<br>BB: 0<br>P: 27 | R: 3<br>E: 0<br>K: 1<br>S: 11<br>H: 2<br>LOB: 1<br>BB: 0<br>P: 15 | 1B: 0<br>2B: 2<br>3B: 0<br>HR: 2<br>SF: 0<br>SAC: 0<br>DP: 0<br>HBP: 2 | | | | | | WP: 0<br>PB: 0<br>SB: 0<br>CS: 0<br>PA: 35 | |

| PITCHER | | IP | WLS | BF | H | R | ER | SO | BB | IBB | HBP | BLK | WP | HR | S | P | ERA | WHIP |
|---|---|---|---|---|---|---|---|---|---|---|---|---|---|---|---|---|---|---|
| 53 Alex Cobb, R<br>ERA: 2.75 | (1, 1) | 7.1 | | 26 | 1 | 1 | 1 | 4 | 2 | 0 | 0 | 0 | 0 | 0 | 66 | 102 | 1.23 | 0.409 |
| 26 Brad Boxberger, R<br>ERA: 2.01 | (8, 1) | 0.2 | | 5 | 1 | 1 | 1 | 2 | 0 | 0 | 1 | 0 | 0 | 1 | 13 | 19 | 13.50 | 1.500 |
| 57 Jake McGee, L<br>ERA: 1.74 | (9, 1) | 0.1 | L | 4 | 2 | 3 | 3 | 1 | 0 | 0 | 1 | 0 | 0 | 1 | 11 | 15 | 81.00 | 6.000 |

| PITCHER | IP | WLS | BF | H | R | ER | SO | BB | IBB | HBP | BLK | WP | HR | S | P | ERA | WHIP |
|---|---|---|---|---|---|---|---|---|---|---|---|---|---|---|---|---|---|

# BOTTOM

# Tampa Bay Rays @ New York Yankees

Yankee Stadium, Bronx, NY

Thu Sep 11 2014, 7:11 PM - 10:16 PM EDT

Att. 32,627 - Cloudy - 82 F

livebaseballscorecards.com

| | |
|---|---|
| AB | 31 |
| R | 5 |
| H | 4 |
| RBI | 5 |
| BB | 2 |
| SO | 7 |
| LOB | 13 |

| Batter | 1 | 2 | 3 | 4 | 5 | 6 | 7 | 8 | 9 | AB | R | H | RBI | BB | SO | LOB |
|---|---|---|---|---|---|---|---|---|---|---|---|---|---|---|---|---|
| 18 Ben Zobrist, S (1, 8) (8, 7)<br>OBP: 0.353, SLG: 0.390 | C FF 92<br>C SL 85<br>F CU 79<br>F FF 92<br>F FF 94<br>C FF 94<br>0-3 ① K | | C CU 78<br>X FF 92<br>0-1 ② F8 | | | B SI 92<br>B FF 90<br>F FF 92<br>C FF 92<br>F SL 84<br>X FF 92<br>2-2 ① G1-3 | | F SI 97<br>1 SAFE<br>T SI 96<br>X SI 96<br>0-2 ② F7 | | 4 | 0 | 0 | 0 | 0 | 1 | 1 |
| 5 Brandon Guyer, R (1, 7)<br>OBP: 0.331, SLG: 0.361<br>39 Kevin Kiermaier, L (8, 8)<br>OBP: 0.321, SLG: 0.468 | C FF 93<br>S FF 94<br>B FF 93<br>S FF 94<br>1-3 ② K | | B SL 84<br>F SL 84<br>B FF 92<br>B FF 93<br>F FF 92<br>X FF 93<br>3-2 ③ F9 | | | B CU 76<br>F FF 92<br>X SI 92<br>1-1 ② B2-3 | | 1 SAFE<br>X SI 97<br>0-0 ③ G5-3<br>1-2 | | 4<br>0 | 0<br>0 | 0<br>0 | 0<br>0 | 0<br>0 | 1<br>0 | 1<br>0 |
| 3 Evan Longoria, R (1, 5)<br>OBP: 0.319, SLG: 0.398 | C FF 94<br>B SL 82<br>B FF 93<br>B FF 94<br>B FF 93<br>4-1 BB | | | F SL 84<br>F CH 87<br>X CU 79<br>0-2 ① G4-3 | | B SI 92<br>B SI 91<br>T SL 82<br>X FF 93<br>2-1 ③ F9 | | | C SI 96<br>C SI 96<br>B SI 97<br>F SI 98<br>X CU 80<br>1-2 ① F8 | 3 | 0 | 0 | 0 | 1 | 0 | 0 |
| 9 Wil Myers, R (1, 9)<br>OBP: 0.303, SLG: 0.333 | C FF 94<br>F FF 94<br>B FF 94<br>B FF 94<br>B FF 95<br>S FF 94<br>3-3 ③ K | | | B FF 92<br>F FF 92<br>F SL 85<br>C FF 93<br>1-3 ② K | | | B SI 91<br>F FF 92<br>B FF 91<br>C SL 83<br>B SI 92<br>X FF 93<br>3-2 ① F8 | | C SI 97<br>X SI 98<br>0-1 ② G3 | 4 | 0 | 0 | 0 | 0 | 2 | 1 |
| 21 James Loney, L (1, 3)<br>OBP: 0.338, SLG: 0.386 | | B FF 92<br>C FF 93<br>C FF 93<br>B SL 81<br>F FF 93<br>X FF 94<br>2-2 ① G1-4-3 | | B FF 94<br>X FF 93<br>1-0 1B | | | C CU 79<br>F FF 93<br>X FF 92<br>0-2 ② G5-3 | | B SI 97<br>F SI 98<br>X SI 97<br>1-1 ③ G6-3 | 4 | 0 | 1 | 0 | 0 | 0 | 0 |
| 11 Yunel Escobar, R (1, 6)<br>OBP: 0.319, SLG: 0.330 | | T FF 93<br>F FF 94<br>B FF 93<br>S FF 92<br>1-3 ② K | | F FF 93<br>B FF 94<br>T FF 94<br>B FF 95<br>F FF 94<br>F FF 94<br>B CU 79<br>F FF 94<br>C SI 94<br>3-3 ③ K | | | C FF 92<br>C FF 94<br>F FF 93<br>F FF 93<br>F CU 79<br>B FF 94<br>B SL 84<br>X SI 93<br>2-2 E6 | | | 3 | 0 | 0 | 0 | 0 | 2 | 1 |
| 11 Logan Forsythe, R (1, 4)<br>OBP: 0.294, SLG: 0.328 | | B FF 94<br>X FF 93<br>1-0 ③ F9 | | | C SI 90<br>B CH 88<br>F FF 93<br>F CU 78<br>B CU 80<br>F SI 92<br>F SI 92<br>S SL 84<br>2-3 ① K | | X SI 92<br>0-0 ③ G4-3 | | | 3 | 0 | 0 | 0 | 0 | 1 | 1 |
| 24 Ryan Hanigan, R (1, 2)<br>OBP: 0.320, SLG: 0.348 | | | X FF 92<br>0-0 HR | | B FF 92<br>B SI 92<br>C FF 92<br>B FF 92<br>X FF 93<br>3-1 ② F9 | | | X SI 98<br>0-0 ① G6-3 | | 3 | 1 | 1 | 1 | 0 | 0 | 0 |
| 1 Sean Rodríguez, R (1, 10)<br>OBP: 0.261, SLG: 0.442<br>7 David DeJesus, L (8, PH) (8, 10)<br>OBP: 0.363, SLG: 0.430 | | | B FF 92<br>S FF 93<br>B SL 85<br>X FF 92<br>2-1 ① P3 | | B SL 86<br>X SI 91<br>1-0 ③ G5-3 | | | B SI 98<br>B SI 97<br>B SI 98<br>B SI 96<br>4-0 5 E BB | | 2<br>0 | 0<br>0 | 0<br>0 | 0<br>0 | 0<br>1 | 0<br>0 | 0<br>0 |
| Inning Stats | R: 0<br>E: 0<br>K: 3<br>S: 13<br>H: 0<br>LOB: 1<br>BB: 1<br>P: 21 | R: 0<br>E: 0<br>K: 1<br>S: 8<br>H: 0<br>LOB: 0<br>BB: 0<br>P: 12 | R: 1<br>E: 0<br>K: 0<br>S: 8<br>H: 1<br>LOB: 0<br>BB: 0<br>P: 13 | R: 0<br>E: 0<br>K: 2<br>S: 13<br>H: 1<br>LOB: 1<br>BB: 0<br>P: 18 | R: 0<br>E: 0<br>K: 1<br>S: 9<br>H: 0<br>LOB: 0<br>BB: 0<br>P: 15 | R: 0<br>E: 0<br>K: 0<br>S: 8<br>H: 0<br>LOB: 0<br>BB: 0<br>P: 13 | R: 0<br>E: 1<br>K: 0<br>S: 13<br>H: 0<br>LOB: 1<br>BB: 0<br>P: 18 | R: 0<br>E: 1<br>K: 0<br>S: 5<br>H: 0<br>LOB: 1<br>BB: 1<br>P: 9 | R: 0<br>E: 0<br>K: 0<br>S: 8<br>H: 0<br>LOB: 0<br>BB: 0<br>P: 10 | 1B: 1<br>2B: 0<br>3B: 0<br>HR: 1 | SF: 0<br>SAC: 0<br>DP: 0<br>HBP: 0 | | | | | |

| PITCHER | | IP | WLS | BF | H | R | ER | SO | BB | IBB | HBP | BLK | WP | HR | S | P | ERA | WHIP |
|---|---|---|---|---|---|---|---|---|---|---|---|---|---|---|---|---|---|---|
| 48 J.A. Happ, L<br>ERA: 4.28 | (1, 1) | 7.0 | L | 25 | 2 | 1 | 1 | 7 | 1 | 0 | 0 | 0 | 0 | 1 | 72 | 110 | 1.29 | 0.429 |
| 41 Aaron Sanchez, R<br>ERA: 1.3 | (8, 1) | 2.0 | | 7 | 0 | 0 | 0 | 0 | 1 | 0 | 0 | 0 | 0 | 0 | 13 | 19 | 0.00 | 0.500 |

| PITCHER | IP | WLS | BF | H | R | ER | SO | BB | IBB | HBP | BLK | WP | HR | S | P | ERA | WHIP |
|---|---|---|---|---|---|---|---|---|---|---|---|---|---|---|---|---|---|

# TOP

## Tampa Bay Rays @ Toronto Blue Jays

Rogers Centre, Toronto, ON

Fri Sep 12 2014, 7:09 PM - 10:03 PM EDT

Att. 19,909 - Roof Closed - 68 F

livebaseballscorecards.com

| | |
|---|---|
| AB | 30 |
| R | 1 |
| H | 2 |
| RBI | 1 |
| BB | 2 |
| SO | 7 |
| LOB | 5 |

| | | | | | | | | | |
|---|---|---|---|---|---|---|---|---|---|
| 1B: 1 | SF: 0 | WP: 0 | PA: 32 |
| 2B: 0 | SAC: 0 | PB: 0 | |
| 3B: 0 | DP: 0 | SB: 0 | |
| HR: 1 | HBP: 0 | CS: 0 | |

# Tampa Bay Rays @ Toronto Blue Jays

Rogers Centre, Toronto, ON

Fri Sep 12 2014, 7:09 PM - 10:03 PM EDT

Att. 19,909 - Roof Closed - 68 F

livebaseballscorecards.com

| Batter | 1 | 2 | 3 | 4 | 5 | 6 | 7 | 8 | 9 | AB | R | H | RBI | BB | SO | LOB |
|---|---|---|---|---|---|---|---|---|---|---|---|---|---|---|---|---|
| 7 José Reyes, S (1, 6)<br>OBP: 0.325, SLG: 0.397 | C FF 94<br>B FF 94<br>B KC 82<br>B FF 94<br>B FF 94<br>4-1<br>10 G5-3<br>19 HBP<br>BB | | B KC 85<br>F FF 94<br>X FF 95<br>1-1<br>E6 | | B FF 94<br>X FF 93<br>1-0 ③<br>F7 | | | F FF 97<br>X FF 96<br>0-1 ②<br>B2 | | 3 | 0 | 0 | 0 | 1 | 0 | 0 |
| 19 José Bautista, R (1, 9)<br>OBP: 0.397, SLG: 0.526 | C FF 95<br>1 SAFE<br>B FF 93<br>B FF 93<br>C FF 92<br>1 SAFE<br>1 SAFE<br>H KC 82<br>3-2<br>10 G5-3<br>1-2<br>HBP | | 1 SAFE<br>C FF 94<br>F FF 94<br>X FF 96<br>0-2 ②<br>P5 | | | C FF 94<br>B KC 84<br>F FF 94<br>C FF 96<br>1-3 ①<br>K | | B FF 96<br>C FF 96<br>X FF 99<br>1-1 ③<br>P5 | | 3 | 0 | 0 | 0 | 0 | 1 | 1 |
| 10 Edwin Encarnación, R (1, 3)<br>OBP: 0.350, SLG: 0.545 | C FF 94<br>B FF 94<br>B FF 93<br>X FF 93<br>2-1 ① ②<br>G5-3<br>1-2<br>2-3f | | C FF 95<br>1 SAFE<br>F FF 94<br>S FF 96<br>0-3 ③<br>K | | | B FF 95<br>B FF 94<br>X FF 94<br>2-0 ②<br>P5 | | | C FF 92<br>B FF 93<br>B FF 93<br>X FF 92<br>2-1 ①<br>P3 | 4 | 0 | 0 | 0 | 0 | 1 | 3 |
| 26 Adam Lind, L (1, 10)<br>OBP: 0.389, SLG: 0.474 | B KC 83<br>C FF 94<br>B FF 94<br>C FF 94<br>B FF 94<br>B FF 95<br>4-2<br>BB | | | C FF 93<br>B FF 92<br>F FF 94<br>B FF 95<br>X FF 94<br>2-2 ①<br>G6-3 | | B FF 95<br>C FF 93<br>S FF 93<br>F FF 95<br>X FF 94<br>1-2<br>1B | | | B SI 92<br>S SI 91<br>B FF 92<br>S FF 93<br>F SI 92<br>B FF 93<br>F FF 92<br>S FF 92<br>3-3 ②<br>K | 3 | 0 | 1 | 0 | 1 | 1 | 0 |
| 30 Dioner Navarro, S (1, 2)<br>OBP: 0.326, SLG: 0.411 | S FF 93<br>F FF 94<br>B FF 95<br>F KC 86<br>X KC 85<br>1-2 ③<br>G3 | | | C KC 84<br>S FF 95<br>S FF 95<br>0-3 ②<br>K | | B FF 93<br>C FF 94<br>B FF 94<br>F FF 93<br>F FF 94<br>S KC 86<br>2-3 ③<br>K | | | C FF 92<br>B FF 92<br>S CU 82<br>B FF 93<br>S CU 81<br>2-3 ③<br>K | 4 | 0 | 0 | 0 | 0 | 3 | 3 |
| 15 Danny Valencia, R (1, 5)<br>OBP: 0.314, SLG: 0.394 | | C FF 91<br>B KC 83<br>C KC 83<br>X FF 95<br>1-2 ①<br>G4-3 | | B FF 95<br>B KC 85<br>X FF 94<br>2-0<br>2B | | | C KC 82<br>B KC 84<br>C FF 93<br>B KC 86<br>B KC 83<br>X FF 96<br>3-2 ①<br>G6-3 | | | 3 | 0 | 1 | 0 | 0 | 0 | 0 |
| 11 Kevin Pillar, R (1, 7)<br>OBP: 0.273, SLG: 0.360<br>28 Colby Rasmus, L (7, PH)<br>OBP: 0.292, SLG: 0.456<br>(8, 8) | | B FF 94<br>C FF 94<br>S KC 85<br>T KC 87<br>1-2 ②<br>K | | B KC 84<br>C FF 94<br>S KC 84<br>F KC 86<br>B FF 96<br>F KC 86<br>C FF 95<br>2-3 ③<br>K | | | B FF 93<br>C FF 93<br>F FF 94<br>S FF 95<br>1-3 ②<br>K | | | 2<br>1 | 0<br>0 | 0<br>0 | 0<br>0 | 0<br>0 | 2<br>1 | 1<br>0 |
| 17 Ryan Goins, L (1, 4)<br>OBP: 0.224, SLG: 0.279<br>66 Munenori Kawasaki, L (7, PH)<br>OBP: 0.326, SLG: 0.308<br>(8, 4) | | C FF 94<br>B KC 82<br>F KC 84<br>X KC 86<br>1-2 ③<br>G6-3 | | | B FF 92<br>S FF 92<br>B FF 94<br>S FF 93<br>X FF 95<br>2-2 ①<br>F7 | | B FF 94<br>C FF 93<br>F KC 84<br>B FF 94<br>B FF 94<br>F FF 94<br>X FF 96<br>3-2 ③<br>F7 | | | 2<br>1 | 0<br>0 | 0<br>0 | 0<br>0 | 0<br>0 | 0<br>0 | 0<br>0 |
| 8 Anthony Gose, L (1, 8)<br>OBP: 0.326, SLG: 0.289<br>(8, 7) | | | C FF 92<br>F CH 86<br>C FF 95<br>0-3 ①<br>K | | B FF 95<br>B KC 84<br>F FF 95<br>C KC 84<br>X FF 95<br>2-2 ②<br>F8 | | | C FF 95<br>F SI 95<br>B FF 96<br>B FF 97<br>S FF 97<br>2-3 ①<br>K | | 3 | 0 | 0 | 0 | 0 | 2 | 0 |

| Inning Stats | 1 | 2 | 3 | 4 | 5 | 6 | 7 | 8 | 9 |
|---|---|---|---|---|---|---|---|---|---|
| | R: 0<br>E: 0<br>K: 0<br>S: 11 | H: 0<br>LOB: 2<br>BB: 2<br>P: 25 | R: 0<br>E: 0<br>K: 1<br>S: 9 | H: 0<br>LOB: 0<br>BB: 0<br>P: 12 | R: 0<br>E: 1<br>K: 2<br>S: 11 | H: 0<br>LOB: 1<br>BB: 0<br>P: 12 | R: 0<br>E: 0<br>K: 2<br>S: 12 | H: 1<br>LOB: 1<br>BB: 0<br>P: 18 | R: 0<br>E: 0<br>K: 0<br>S: 7 | H: 0<br>LOB: 0<br>BB: 0<br>P: 12 | R: 0<br>E: 0<br>K: 2<br>S: 12 | H: 1<br>LOB: 1<br>BB: 0<br>P: 18 | R: 0<br>E: 0<br>K: 1<br>S: 10 | H: 0<br>LOB: 0<br>BB: 0<br>P: 17 | R: 0<br>E: 0<br>K: 1<br>S: 7 | H: 0<br>LOB: 0<br>BB: 0<br>P: 10 | R: 0<br>E: 0<br>K: 2<br>S: 10 | H: 0<br>LOB: 0<br>BB: 0<br>P: 17 |

| | | |

# Tampa Bay Rays @ Toronto Blue Jays

Rogers Centre, Toronto, ON

Sat Sep 13 2014, 1:08 PM - 3:48 PM EDT

Att. 31,368 - Roof Closed - 68 F

TOP

livebaseballscorecards.com

| Batter | 1 | 2 | 3 | 4 | 5 | 6 | 7 | 8 | 9 | AB | R | H | RBI | BB | SO | LOB |
|---|---|---|---|---|---|---|---|---|---|---|---|---|---|---|---|---|
| 18 Ben Zobrist, S (1, 4)<br>OBP: 0.355, SLG: 0.394 | F KN 71<br>X KN 76<br>0-1<br>7<br>G3<br>3<br>G6-3<br>2B | | B KN 77<br>B FF 84<br>X FF 84<br>2-0 ②<br>G6-3<br>3-H | | C FF 82<br>B EP 66<br>F EP 67<br>F KN 80<br>B KN 79<br>B EP 64<br>B KN 75<br>4-2<br>BB | | | F FF 93<br>B CU 85<br>B FF 92<br>S CU 86<br>X FF 95<br>2-2<br>1<br>BB<br>1B | | 3 | 1 | 2 | 0 | 1 | 0 | 0 |
| 7 David DeJesus, L (1, 10)<br>OBP: 0.362, SLG: 0.426<br>1 Sean Rodríguez, R (8, PH)<br>OBP: 0.264, SLG: 0.442<br>(8, 10) | F KN 73<br>B KN 78<br>X KN 77<br>1-1 ①<br>G3<br>2-3 | | B KN 76<br>B KN 75<br>C KN 72<br>B FF 84<br>F FF 83<br>F KN 76<br>B KN 76<br>4-2<br>3<br>2B<br>BB | | B KN 77<br>X KN 75<br>1-0 ③<br>L4 | | | D FF 94<br>D CU 84<br>B SI 94<br>B FF 95<br>4-0<br>21<br>G6-4-3<br>1-2<br>BB | | 2 | 0 | 0 | 0 | 1 | 0 | 2 |
| | | | | | | | | | | 0 | 0 | 0 | 0 | 1 | 0 | 0 |
| 3 Evan Longoria, R (1, 5)<br>OBP: 0.320, SLG: 0.406 | X KN 77<br>0-0 ②<br>G6-3<br>3-H | | B KN 77<br>1 SAFE<br>X KN 76<br>1-0<br>1-3<br>2B | | | B KN 76<br>B KN 72<br>X KN 71<br>2-0<br>HR | | B CU 86<br>C CU 85<br>C CU 85<br>S CU 86<br>1-3 ①<br>K | | 4 | 1 | 2 | 2 | 0 | 1 | 2 |
| 21 James Loney, L (1, 3)<br>OBP: 0.336, SLG: 0.384 | X FF 82<br>0-0 ③<br>F7 | | B KN 79<br>B KN 79<br>X KN 76<br>2-0 ③<br>P4 | | | C KN 74<br>F KN 77<br>X KN 79<br>0-2 ①<br>G4-3 | | F FF 93<br>D CU 86<br>X CU 86<br>1-1 ②③<br>G6-4-3<br>1-2f | | 4 | 0 | 0 | 0 | 0 | 0 | 4 |
| 9 Wil Myers, R (1, 9)<br>OBP: 0.299, SLG: 0.329 | | C EP 65<br>X KN 77<br>0-1 ①<br>L7 | | C KN 73<br>F KN 76<br>F KN 77<br>B EP 64<br>F FF 83<br>B KN 77<br>S KN 78<br>2-3 ①<br>K | | S KN 77<br>F KN 76<br>B KN 78<br>B KN 78<br>S KN 74<br>X KN 79<br>2-2 ②<br>F8 | | | X FF 89<br>0-0 ①<br>F8 | 4 | 0 | 0 | 0 | 0 | 1 | 0 |
| 20 Matt Joyce, L (1, 7)<br>OBP: 0.351, SLG: 0.386 | | C KN 75<br>B EP 64<br>B KN 77<br>C KN 73<br>F KN 78<br>S KN 78<br>2-3 ②<br>K | | B EP 64<br>C KN 71<br>F KN 77<br>B KN 79<br>X KN 78<br>2-2 ②<br>L9 | | S EP 67<br>B KN 78<br>C KN 79<br>B KN 79<br>S EP 68<br>2-3 ③<br>K | | | C FF 89<br>B FC 90<br>C FC 89<br>S CH 84<br>1-3 ②<br>K | 4 | 0 | 0 | 0 | 0 | 3 | 0 |
| 11 Yunel Escobar, R (1, 6)<br>OBP: 0.318, SLG: 0.329 | | B KN 78<br>F KN 76<br>B KN 77<br>X FF 84<br>2-1 ③<br>G6-3 | | B KN 73<br>X KN 71<br>1-0 ③<br>L6 | | | B KN 76<br>B KN 74<br>C FF 81<br>B FF 82<br>F FF 83<br>C KN 74<br>3-3 ①<br>K | | B FF 90<br>C FF 89<br>C FF 90<br>X FF 92<br>1-2<br>39<br>DI<br>1B | 4 | 0 | 1 | 0 | 0 | 1 | 0 |
| 39 Kevin Kiermaier, L (1, 8)<br>OBP: 0.320, SLG: 0.465 | | | B KN 74<br>X KN 73<br>1-0<br>28<br>G4-3<br>18<br>WP<br>1B | | C KN 75<br>F FF 79<br>S KN 78<br>0-3 ①<br>K | | X KN 78<br>0-0 ②<br>P4 | | B FF 88<br>B FF 89<br>F FF 89<br>X FF 89<br>2-1 ③<br>F7<br>1-2 | 4 | 1 | 1 | 0 | 0 | 1 | 1 |
| 28 José Molina, R (1, 2)<br>OBP: 0.231, SLG: 0.185 | | | S KN 75<br>F KN 77<br>F KN 77<br>F KN 78<br>F KN 78<br>F KN 79<br>X KN 78<br>0-2 ①<br>G4-3<br>2-3 | | X KN 73<br>0-0 ②<br>P3 | | F KN 77<br>S KN 80<br>B EP 69<br>X KN 81<br>1-2 ③<br>F9 | | | 3 | 0 | 0 | 0 | 0 | 0 | 1 |

| Inning Stats | | | | | | | | | | | | | | | | | | | | |
|---|---|---|---|---|---|---|---|---|---|---|---|---|---|---|---|---|---|---|---|---|
| | R: 1 | H: 1 | R: 0 | H: 0 | R: 1 | H: 2 | R: 0 | H: 0 | R: 0 | H: 0 | R: 1 | H: 1 | R: 0 | H: 0 | R: 0 | H: 1 | R: 0 | H: 1 | 1B: 3 | SF: 0 | WP: 1 | PA: 35 |
| | E: 0 | LOB: 0 | E: 0 | LOB: 0 | E: 0 | LOB: 2 | E: 0 | LOB: 0 | E: 0 | LOB: 1 | E: 0 | LOB: 0 | E: 0 | LOB: 0 | E: 0 | LOB: 1 | E: 0 | LOB: 1 | 2B: 2 | SAC: 0 | PB: 0 | |
| | K: 0 | BB: 0 | K: 1 | BB: 0 | K: 0 | BB: 1 | K: 1 | BB: 0 | K: 1 | BB: 1 | K: 1 | BB: 0 | K: 1 | BB: 0 | K: 1 | BB: 1 | K: 1 | BB: 0 | 3B: 0 | DP: 1 | SB: 0 | |
| | S: 6 | P: 7 | S: 8 | P: 12 | S: 14 | P: 24 | S: 9 | P: 14 | S: 8 | P: 13 | S: 10 | P: 16 | S: 7 | P: 11 | S: 8 | P: 16 | S: 9 | P: 13 | HR: 1 | HBP: 0 | CS: 0 | |

| | AB | 32 |
|---|---|---|
| | R | 3 |
| | H | 6 |
| | RBI | 2 |
| | BB | 3 |
| | SO | 7 |
| | LOB | 10 |

| PITCHER | | IP | WLS | BF | H | R | ER | SO | BB | IBB | HBP | BLK | WP | HR | S | P | ERA | WHIP |
|---|---|---|---|---|---|---|---|---|---|---|---|---|---|---|---|---|---|---|
| 43 R.A. Dickey, R<br>ERA: 3.84 | (1, 1) | 7.0 | W | 27 | 4 | 3 | 3 | 5 | 2 | 0 | 0 | 0 | 1 | 1 | 62 | 97 | 3.86 | 0.857 |
| 27 Brett Cecil, L<br>ERA: 2.96 | (8, 1) | 1.0 | H | 4 | 1 | 0 | 0 | 1 | 1 | 0 | 0 | 0 | 0 | 0 | 8 | 16 | 0.00 | 2.000 |
| 44 Casey Janssen, R<br>ERA: 4.17 | (9, 1) | 1.0 | S | 4 | 1 | 0 | 0 | 1 | 0 | 0 | 0 | 0 | 0 | 0 | 9 | 13 | 0.00 | 1.000 |

| PITCHER | | IP | WLS | BF | H | R | ER | SO | BB | IBB | HBP | BLK | WP | HR | S | P | ERA | WHIP |
|---|---|---|---|---|---|---|---|---|---|---|---|---|---|---|---|---|---|---|

# Tampa Bay Rays @ Toronto Blue Jays

Rogers Centre, Toronto, ON

Sat Sep 13 2014, 1:08 PM - 3:48 PM EDT

Att. 31,368 - Roof Closed - 68 F

livebaseballscorecards.com

| Batter | 1 | 2 | 3 | 4 | 5 | 6 | 7 | 8 | 9 | AB | R | H | RBI | BB | SO | LOB |
|---|---|---|---|---|---|---|---|---|---|---|---|---|---|---|---|---|
| 7 José Reyes, S (1, 6)<br>OBP: 0.325, SLG: 0.396 | X FF 90<br>0-0 ① F9 | | X CH 81<br>0-0 E1 19 1B 26 FC5-4 1-3 2-H 1B | | X CU 74<br>0-0 ② G3 | | B FF 93<br>C FF 92<br>C CH 79<br>B FF 94<br>C FF 94<br>2-3 ① K | | | 4 | 1 | 1 | 0 | 0 | 1 | 0 |
| 19 José Bautista, R (1, 9)<br>OBP: 0.399, SLG: 0.526 | B SI 90<br>B SI 91<br>C FF 92<br>X FF 91<br>2-1 ② L5 | | F SI 91<br>S CH 82<br>X CH 84<br>0-2 26 FC5-4 2-3 3-H 1B | | B FF 91<br>B SI 91<br>B CU 77<br>F CH 82<br>B SI 91<br>4-1 26 2B BB | | B CH 79<br>F CH 80<br>S FF 94<br>B FF 93<br>B FF 95<br>F FF 93<br>B FF 93<br>4-2 26 HR BB | | | 2 | 1 | 1 | 1 | 2 | 0 | 0 |
| 26 Adam Lind, L (1, 3)<br>OBP: 0.394, SLG: 0.492 | B SI 91<br>B CH 82<br>B CH 82<br>B SI 92<br>4-0 BB | | C FF 91<br>B FF 91<br>D CU 78<br>X SI 91<br>2-1 ① FC5-4 1-2f 3-H | | C SI 90<br>1 SAFE<br>B FF 91<br>X FF 90<br>1-1 1-3 2B | | B CH 82<br>C CH 81<br>B FF 94<br>X CH 80<br>2-1 1-H HR | | | 3 | 1 | 2 | 3 | 1 | 0 | 1 |
| 10 Edwin Encarnación, R (1, 10)<br>OBP: 0.351, SLG: 0.551 | B CU 75<br>X CU 77<br>1-0 ③ P1 | | C SI 92<br>F SI 92<br>B CH 82<br>B SI 91<br>S FF 91<br>2-3 ② K | | B SI 92<br>B FF 92<br>I IN 69<br>I IN 73<br>4-0 15 FC5-4 IBB | | X FF 94<br>0-0 HR | | | 3 | 1 | 1 | 1 | 1 | 1 | 2 |
| 15 Danny Valencia, R (1, 5)<br>OBP: 0.313, SLG: 0.391 | | C CU 74<br>X CH 82<br>0-1 ① G5-3 | F FF 92<br>B CU 78<br>B CU 77<br>B FF 91<br>F FF 91<br>X SI 91<br>3-2 ③ F9 | | X CH 82<br>0-0 ③ FC5-4 1-2f | | C FF 94<br>X FS 84<br>0-1 22 CS 1B | | | 4 | 0 | 1 | 0 | 0 | 0 | 4 |
| 22 Josh Thole, L (1, 2)<br>OBP: 0.328, SLG: 0.285 | | C FF 90<br>S FF 90<br>S FF 91<br>0-3 ② K | C FF 90<br>B CH 82<br>S CH 82<br>X FF 90<br>1-2 ① L6 | | B CH 80<br>S CH 82<br>B CU 78<br>S CH 82<br>F SI 92<br>X CU 79<br>2-2 ① G5-3 | | S FS 83<br>B FS 83<br>B FS 83<br>F FS 82<br>S FF 94<br>2-3 ② ③ K 1-2 | | | 4 | 0 | 0 | 0 | 0 | 2 | 1 |
| 11 Kevin Pillar, R (1, 7)<br>OBP: 0.272, SLG: 0.348 | | C FF 90<br>F CH 83<br>B SI 92<br>B CH 82<br>S CH 83<br>2-3 ③ K | C CU 75<br>S CU 78<br>B CU 80<br>S CH 83<br>1-3 ② K | | B FF 91<br>C SI 91<br>B CH 81<br>F CH 82<br>B SI 92<br>F CH 82<br>F SI 92<br>B CH 81<br>4-2 8 WP BB | | | C SL 82<br>S SI 92<br>X SL 85<br>0-2 ① G6-3 | | 3 | 0 | 0 | 0 | 1 | 2 | 0 |
| 17 Ryan Goins, L (1, 4)<br>OBP: 0.218, SLG: 0.272 | | | C FF 90<br>C CU 76<br>S CU 78<br>0-3 K 7 1B 8 1B 7 E | C FF 92<br>X CH 83<br>0-1 ③ L8 | | S SI 91<br>F SI 91<br>S CU 79<br>0-3 ② K | | C SI 93<br>C FS 84<br>F SI 94<br>B FS 84<br>S FS 83<br>1-3 ② K | | 4 | 1 | 0 | 0 | 0 | 3 | 1 |
| 8 Anthony Gose, L (1, 8)<br>OBP: 0.325, SLG: 0.288 | | | L CH 82<br>B CU 76<br>B FF 90<br>S FF 91<br>F FF 90<br>B CU 77<br>F FF 91<br>X SI 91<br>3-2 7 E 19 1B 1-2 1B | | B CU 74<br>C CH 82<br>S FF 91<br>F CU 79<br>B SI 92<br>S CH 81<br>2-3 ① K | C FF 91<br>S CU 78<br>1 SAFE<br>B CU 80<br>T CU 80<br>1-2 ③ K 1-2 | | B FS 79<br>B FS 79<br>C SI 93<br>C SI 91<br>S FS 80<br>2-3 ③ K | | 4 | 1 | 1 | 0 | 0 | 3 | 1 |
| Inning Stats | R: 0<br>E: 0<br>K: 0<br>S: 4<br>H: 0<br>LOB: 1<br>BB: 1<br>P: 11 | R: 0<br>E: 0<br>K: 2<br>S: 8<br>H: 0<br>LOB: 0<br>BB: 0<br>P: 10 | R: 3<br>E: 1<br>K: 2<br>S: 20<br>H: 3<br>LOB: 1<br>BB: 0<br>P: 30 | R: 0<br>E: 0<br>K: 1<br>S: 8<br>H: 0<br>LOB: 0<br>BB: 0<br>P: 10 | R: 0<br>E: 0<br>K: 1<br>S: 9<br>H: 1<br>LOB: 3<br>BB: 2<br>P: 20 | R: 0<br>E: 0<br>K: 2<br>S: 14<br>H: 0<br>LOB: 1<br>BB: 1<br>P: 21 | R: 3<br>E: 0<br>K: 2<br>S: 14<br>H: 3<br>LOB: 0<br>BB: 1<br>P: 24 | R: 0<br>E: 0<br>K: 2<br>S: 10<br>H: 0<br>LOB: 0<br>BB: 0<br>P: 13 | | 1B: 4<br>2B: 1<br>3B: 0<br>HR: 2<br>SF: 0<br>SAC: 0<br>DP: 0<br>HBP: 0 | | | | | | |

| | |
|---|---|
| AB | 31 |
| R | 6 |
| H | 7 |
| RBI | 5 |
| BB | 5 |
| SO | 12 |
| LOB | 10 |

WP: 2 PA: 36
PB: 0
SB: 0
CS: 1

| PITCHER | | IP | WLS | BF | H | R | ER | SO | BB | IBB | HBP | BLK | WP | HR | S | P | ERA | WHIP |
|---|---|---|---|---|---|---|---|---|---|---|---|---|---|---|---|---|---|---|
| 58 Jeremy Hellickson, R<br>ERA: 3.63 | (1, 1) | 6.0 | | 27 | 4 | 3 | 2 | 8 | 3 | 1 | 0 | 0 | 2 | 0 | 63 | 102 | 3.00 | 1.167 |
| 26 Brad Boxberger, R<br>ERA: 2.29 | (7, 1) | 0.1 | L | 3 | 1 | 2 | 2 | 1 | 1 | 0 | 0 | 0 | 0 | 1 | 8 | 16 | 54.00 | 6.000 |
| 54 Steve Geltz, R<br>ERA: 3.6 | (7, 1) | 0.2 | | 3 | 2 | 1 | 1 | 1 | 0 | 0 | 0 | 0 | 0 | 1 | 6 | 8 | 13.50 | 3.000 |
| 47 Brandon Gomes, R<br>ERA: 3.64 | (8, 1) | 1.0 | | 3 | 0 | 0 | 0 | 2 | 0 | 0 | 0 | 0 | 0 | 0 | 10 | 13 | 0.00 | 0.000 |

| PITCHER | IP | WLS | BF | H | R | ER | SO | BB | IBB | HBP | BLK | WP | HR | S | P | ERA | WHIP |
|---|---|---|---|---|---|---|---|---|---|---|---|---|---|---|---|---|---|

| Batter | 1 | 2 | 3 | 4 | 5 | 6 | 7 | 8 | 9 | 10 | AB | R | H | RBI | BB | SO | LOB |
|---|---|---|---|---|---|---|---|---|---|---|---|---|---|---|---|---|---|
| 18 Ben Zobrist, S (1, 10) OBP: 0.354, SLG: 0.398 | B SI 84<br>B CH 79<br>C FF 85<br>X SI 85<br>2-1 ① G6-3 | | B CH 81<br>X FC 83<br>1-0 HR | | C FF 83<br>F SI 82<br>B FC 80<br>B CU 72<br>X SI 84<br>2-2 ① G6-3 | | X SI 94<br>0-0 ② P5 | | B SI 95<br>B FF 96<br>F FF 97<br>X SI 96<br>2-1 ① G4-3 | | 5 | 1 | 1 | 1 | 0 | 0 | 0 |
| 5 Brandon Guyer, R (1, 7) OBP: 0.336, SLG: 0.374 | B SI 86<br>X FF 85<br>1-0 ② L9 | | X SI 86<br>0-0 ③ 2B | | C CU 71<br>B CU 71<br>B FF 84<br>X CH 80<br>2-1 2B | | B FF 95<br>B FF 95<br>F FF 94<br>B SI 95<br>S SI 94<br>X SI 95<br>3-2 3 1B 1B | | C SL 88<br>B SL 89<br>S FF 97<br>X FF 98<br>1-2 ② F9 | | 5 | 0 | 3 | 0 | 0 | 0 | 0 |
| 3 Evan Longoria, R (1, 5) OBP: 0.321, SLG: 0.406 | B SI 86<br>B FF 86<br>B FF 86<br>C FF 85<br>X CH 81<br>3-1 ③ G5-3 | | | C FF 85<br>X CH 79<br>0-1 9 2B 11 G5-3 1B | F CU 73<br>C FF 85<br>F CU 72<br>S SI 85<br>0-3 ② K | | X FF 92<br>0-0 1-3 1B | | X FF 97<br>0-0 ③ F8 | | 5 | 1 | 2 | 0 | 0 | 1 | 1 |
| 9 Wil Myers, R (1, 9) OBP: 0.300, SLG: 0.331 | | B SI 82<br>X CU 72<br>1-0 ① G4-3 | | B FF 84<br>S CU 72<br>B CH 80<br>S FF 86<br>X SI 85<br>2-2 11 1B 24 1B 1-3 2B | F CH 79<br>B FF 85<br>X FF 86<br>1-1 ③ F9 | | B SI 95<br>X SI 96<br>1-0 ③ G5-3 | | | B SL 87<br>B FF 96<br>B FF 95<br>B FF 95<br>4-0 11 1B 1 SF8 BB | 4 | 2 | 1 | 0 | 1 | 0 | 3 |
| 11 Logan Forsythe, R (1, 4) OBP: 0.293, SLG: 0.326 | | B SI 84<br>C FF 85<br>B CU 71<br>S FF 85<br>X CU 74<br>2-2 ② G5-3 | | S CH 79<br>X FF 86<br>0-1 ① G5-3 3-H | | B SI 84<br>C CH 78<br>X FF 84<br>1-1 ① G1-3 | | B SI 89<br>F SI 89<br>B SI 91<br>F SI 89<br>B SI 90<br>X SI 88<br>3-2 ① F | | B FF 95<br>C FF 96<br>F FF 95<br>X FF 96<br>1-2 1 SF8 11 S 24 FC5-2 1-3 1B | 5 | 0 | 1 | 1 | 0 | 0 | 1 |
| 11 Yunel Escobar, R (1, 6) OBP: 0.323, SLG: 0.341 | | X FF 86<br>0-0 ③ F8 | | B FF 86<br>C CH 80<br>F SI 86<br>X SI 86<br>1-2 24 1B 2-3 1B | | B CU 72<br>B FF 84<br>C FF 85<br>X SI 84<br>2-1 2B | | B SI 90<br>B SI 90<br>X SI 88<br>2-0 HR | | B FF 93<br>S CU 82<br>F CU 85<br>D CU 86<br>D CU 85<br>4-2 24 FC5-2 1 SF8 1-2 BB | 4 | 1 | 3 | 1 | 1 | 0 | 0 |
| 1 Sean Rodríguez, R (1, 3) OBP: 0.263, SLG: 0.443 | | | F FC 82<br>B CU 71<br>S CU 72<br>X FF 86<br>1-2 24 F8 39 G3 2B | S CU 73<br>F CU 72<br>B CH 80<br>D CH 81<br>X CU 74<br>2-2 ② L5 | | B CH 79<br>C FC 82<br>X CH 80<br>1-1 ② L7 | | C SI 89<br>B SL 80<br>B SL 80<br>B SI 88<br>F SI 90<br>X SL 78<br>3-2 ② F7 | | B FC 92<br>C FF 95<br>D CU 84<br>X FF 95<br>2-1 ① SF8 1-2 2-3 3-H | 4 | 1 | 1 | 1 | 0 | 0 | 3 |
| 24 Ryan Hanigan, R (1, 2) OBP: 0.322, SLG: 0.350 | | | C SI 87<br>B FC 84<br>X FC 84<br>1-1 ① F8 2-3 | B FF 85<br>B FF 85<br>C CH 81<br>B CH 79<br>F FF 86<br>X SI 86<br>3-2 1-2 3-H 1B | | D CH 80<br>C CH 79<br>D CU 73<br>F CU 73<br>B FC 80<br>F CH 80<br>F SI 85<br>F CH 80<br>X CH 80<br>3-2 ③ F9 | | C SI 91<br>B SL 80<br>X SI 91<br>1-1 1B | | X SI 92<br>0-0 ② FC5-2 39 S 2-3 3-H | 5 | 0 | 2 | 1 | 0 | 0 | 4 |
| 39 Kevin Kiermaier, L (1, 8) OBP: 0.315, SLG: 0.457 | | | B FF 86<br>D FF 87<br>B FF 86<br>C SI 86<br>F FF 86<br>F SI 88<br>F FF 87<br>X SI 86<br>3-2 ② G3 3-H | S CU 74<br>X SI 87<br>0-1 ③ G4-3 | | | B SI 94<br>B FF 91<br>X SI 93<br>2-0 ① F9 | C SI 90<br>C SI 91<br>X SI 92<br>0-2 ③ G6-3 | | B FF 93<br>S CU 85<br>B FF 93<br>F CU 84<br>S CU 86<br>2-3 ③ K2-3 1-2 | 5 | 0 | 0 | 1 | 0 | 1 | 5 |
| Inning Stats | R: 0 H: 0<br>E: 0 LOB: 0<br>K: 0 BB: 0<br>S: 5 P: 11 | R: 0 H: 0<br>E: 0 LOB: 0<br>K: 0 BB: 0<br>S: 5 P: 8 | R: 2 H: 3<br>E: 0 LOB: 1<br>K: 0 BB: 0<br>S: 12 P: 18 | R: 2 H: 4<br>E: 0 LOB: 2<br>K: 0 BB: 0<br>S: 18 P: 26 | R: 0 H: 1<br>E: 0 LOB: 1<br>K: 1 BB: 0<br>S: 11 P: 16 | R: 0 H: 1<br>E: 0 LOB: 1<br>K: 0 BB: 0<br>S: 12 P: 19 | R: 0 H: 2<br>E: 0 LOB: 2<br>K: 0 BB: 0<br>S: 7 P: 13 | R: 1 H: 2<br>E: 0 LOB: 1<br>K: 0 BB: 0<br>S: 12 P: 21 | R: 0 H: 0<br>E: 0 LOB: 0<br>K: 0 BB: 0<br>S: 6 P: 9 | R: 1 H: 1<br>E: 0 LOB: 2<br>K: 1 BB: 2<br>S: 12 P: 25 | 1B: 7 SF: 1<br>2B: 5 SAC: 0<br>3B: 0 DP: 0<br>HR: 2 HBP: 0 | | | | | | |

| PITCHER | | IP | WLS | BF | H | R | ER | SO | BB | IBB | HBP | BLK | WP | HR | S | P | ERA | WHIP |
|---|---|---|---|---|---|---|---|---|---|---|---|---|---|---|---|---|---|---|
| 56 Mark Buehrle, L<br>ERA: 3.4 | (1, 1) | 6.0 | | 26 | 9 | 4 | 4 | 1 | 0 | 0 | 0 | 0 | 0 | 1 | 63 | 98 | 6.00 | 1.500 |
| 29 Dustin McGowan, R<br>ERA: 4.22 | (7, 1) | 1.0 | | 5 | 2 | 0 | 0 | 0 | 0 | 0 | 0 | 0 | 0 | 0 | 7 | 13 | 0.00 | 2.000 |
| 58 Todd Redmond, R<br>ERA: 2.88 | (8, 1) | 0.2 | | 4 | 2 | 1 | 1 | 0 | 0 | 0 | 0 | 0 | 0 | 1 | 9 | 18 | 13.50 | 3.000 |
| 62 Aaron Loup, L<br>ERA: 3.05 | (8, 1) | 0.1 | | 1 | 0 | 0 | 0 | 0 | 0 | 0 | 0 | 0 | 0 | 0 | 3 | 3 | 0.00 | 0.000 |
| 23 Brandon Morrow, R<br>ERA: 5.52 | (9, 1) | 1.0 | L | 5 | 1 | 1 | 1 | 0 | 1 | 0 | 0 | 0 | 0 | 0 | 9 | 17 | 9.00 | 2.000 |

| PITCHER | | IP | WLS | BF | H | R | ER | SO | BB | IBB | HBP | BLK | WP | HR | S | P | ERA | WHIP |
|---|---|---|---|---|---|---|---|---|---|---|---|---|---|---|---|---|---|---|
| 27 Brett Cecil, L<br>ERA: 2.9 | (10, 1) | 1.0 | | 4 | 0 | 0 | 0 | 1 | 1 | 0 | 0 | 0 | 0 | 0 | 9 | 17 | 0.00 | 1.000 |

# TOP

# Tampa Bay Rays @ Toronto Blue Jays

Rogers Centre, Toronto, ON

Sun Sep 14 2014, 1:08 PM - 4:34 PM EDT

Att. 28,633 - Sunny - 58 F

livebaseballscorecards.com

| | |
|---|---|
| AB | 42 |
| R | 6 |
| H | 14 |
| RBI | 6 |
| BB | 2 |
| SO | 2 |
| LOB | 17 |

| | |
|---|---|
| WP: 0 | PA: 45 |
| PB: 0 | |
| SB: 2 | |
| CS: 0 | |

# Tampa Bay Rays @ Toronto Blue Jays

Rogers Centre, Toronto, ON

Sun Sep 14 2014, 1:08 PM - 4:34 PM EDT

Att. 28,633 - Sunny - 58 F

livebaseballscorecards.com

| Batter | 1 | 2 | 3 | 4 | 5 | 6 | 7 | 8 | 9 | 10 | AB | R | H | RBI | BB | SO | LOB |
|---|---|---|---|---|---|---|---|---|---|---|---|---|---|---|---|---|---|
| 7 José Reyes, S (1, 6)<br>OBP: 0.327, SLG: 0.397 | 1-0<br>19 G5-4-3 1B | | 4-1<br>1-2<br>19 BB BB | | | 0-0 ①<br>F9 | | 3-2<br>19 1B<br>26 HR 1B | | 0-3 ①<br>K | 4 | 1 | 2 | 0 | 1 | 1 | 0 |
| 19 José Bautista, R (1, 9)<br>OBP: 0.399, SLG: 0.523 | 1-2 ① ②<br>G5-4-3<br>1-2f | | 4-1<br>1-2<br>2-3<br>BB | | | 1-1 ②<br>P3 | | 0-1<br>1-2<br>26 HR 1B | | 3-0 ②<br>P2 | 4 | 1 | 1 | 0 | 1 | 0 | 1 |
| 26 Adam Lind, L (1, 3)<br>OBP: 0.392, SLG: 0.500<br>11 Kevin Pillar, R (10, PH)<br>OBP: 0.269, SLG: 0.344 | 1-1 ③<br>F7 | | 1-1 ③<br>F8 | | | 1-1 ③<br>G6-3 | | 2-1<br>1-H<br>2-H<br>HR | | 1-2 ③<br>P4 | 4<br>1 | 1<br>0 | 1<br>0 | 3<br>0 | 0<br>0 | 0<br>0 | 3<br>0 |
| 10 Edwin Encarnación, R (1, 10)<br>OBP: 0.351, SLG: 0.555 | | 2-0 ①<br>F8 | | 1-0 ①<br>G3-1 | | | 1-1<br>HR | 1-2 ②<br>F8 | | | 4 | 1 | 1 | 1 | 0 | 0 | 0 |
| 30 Dioner Navarro, S (1, 2)<br>OBP: 0.325, SLG: 0.408 | | 1-1 ②<br>G5-3 | | 2-2 ②<br>G4-3 | | | 4-2<br>BB | 0-3 ③<br>K | | | 3 | 0 | 0 | 0 | 1 | 1 | 0 |
| 28 Colby Rasmus, L (1, 8)<br>OBP: 0.289, SLG: 0.451 | | 1-3 ③<br>K | | 2-3 ③<br>K | | | 2-3 ①<br>K | | 1-1 ①<br>G3 | | 4 | 0 | 0 | 0 | 0 | 3 | 1 |
| 15 Danny Valencia, R (1, 5)<br>OBP: 0.312, SLG: 0.389 | | | 0-0<br>19 BB 7 BB 1B | 1-3 ①<br>K | | | 2-1 ②<br>F9 | | 2-2 ②<br>F9 | | 4 | 0 | 1 | 0 | 0 | 1 | 1 |
| 17 Ryan Goins, L (1, 4)<br>OBP: 0.215, SLG: 0.268<br>16 Dan Johnson, L (7, PH)<br>OBP: 0.341, SLG: 0.371<br>66 Munenori Kawasaki, L (8, 4)<br>OBP: 0.326, SLG: 0.308<br>9 John Mayberry Jr., R (9, PH)<br>OBP: 0.317, SLG: 0.468<br>(10, 7) | | | 1 SAFE ①<br>3-3<br>K | 0-3 ②<br>K | | | 2-3 ③<br>K | | 1-2<br>HR | | 2<br>1<br>0<br>1 | 0<br>0<br>0<br>1 | 0<br>0<br>0<br>1 | 0<br>0<br>0<br>1 | 2<br>0<br>0<br>0 | 1<br>1<br>0<br>0 | 1<br>1<br>0<br>0 |
| 8 Anthony Gose, L (1, 7)<br>OBP: 0.321, SLG: 0.284<br>18 Steve Tolleson, R (9, PH)<br>OBP: 0.294, SLG: 0.355<br>(10, 4) | | | 2-3 ②<br>K | 2-3 ③<br>K | | | | 1-0 ①<br>G4-3 | 3-3 ③<br>K | | 3<br>1 | 0<br>0 | 0<br>0 | 0<br>0 | 0<br>0 | 2<br>1 | 1<br>0 |
| Inning Stats | R: 0 H: 1<br>E: 0 LOB: 0<br>K: 0 BB: 0<br>S: 6 P: 9 | R: 0 H: 0<br>E: 0 LOB: 0<br>K: 1 BB: 0<br>S: 7 P: 11 | R: 0 H: 1<br>E: 0 LOB: 3<br>K: 2 BB: 2<br>S: 13 P: 27 | R: 0 H: 0<br>E: 0 LOB: 0<br>K: 1 BB: 0<br>S: 7 P: 12 | R: 0 H: 0<br>E: 0 LOB: 0<br>K: 3 BB: 0<br>S: 10 P: 13 | R: 0 H: 0<br>E: 0 LOB: 0<br>K: 0 BB: 0<br>S: 5 P: 7 | R: 1 H: 1<br>E: 0 LOB: 1<br>K: 2 BB: 1<br>S: 12 P: 23 | R: 3 H: 3<br>E: 0 LOB: 0<br>K: 1 BB: 0<br>S: 16 P: 23 | R: 1 H: 1<br>E: 0 LOB: 0<br>K: 1 BB: 0<br>S: 12 P: 19 | R: 0 H: 0<br>E: 0 LOB: 0<br>K: 1 BB: 0<br>S: 8 P: 12 | 1B: 4 SF: 0<br>2B: 0 SAC: 0<br>3B: 0 DP: 1<br>HR: 3 HBP: 0 | | | | | | |

BOTTOM

| | |
|---|---|
| AB | 36 |
| R | 5 |
| H | 7 |
| RBI | 5 |
| BB | 3 |
| SO | 12 |
| LOB | 9 |

| | | | | | | | | | | | | | | | | | | | | |
|---|---|---|---|---|---|---|---|---|---|---|---|---|---|---|---|---|---|---|---|---|
| WP: 0 | PA: 39 |
| PB: 0 | |
| SB: 0 | |
| CS: 0 | |

| PITCHER | | IP | WLS | BF | H | R | ER | SO | BB | IBB | HBP | BLK | WP | HR | S | P | ERA | WHIP |
|---|---|---|---|---|---|---|---|---|---|---|---|---|---|---|---|---|---|---|
| 22 Chris Archer, R<br>ERA: 3.54 | (1, 1) | 7.0 | | 26 | 3 | 1 | 1 | 9 | 3 | 0 | 0 | 0 | 0 | 1 | 60 | 102 | 1.29 | 0.857 |
| 50 Grant Balfour, R<br>ERA: 5.34 | (8, 1) | 0.2 | | 5 | 3 | 3 | 3 | 0 | 0 | 0 | 0 | 0 | 0 | 1 | 13 | 20 | 40.50 | 4.500 |
| 62 Joel Peralta, R<br>ERA: 4.53 | (8, 1) | 0.1 | H | 1 | 0 | 0 | 0 | 1 | 0 | 0 | 0 | 0 | 0 | 0 | 3 | 3 | 0.00 | 0.000 |
| 57 Jake McGee, L<br>ERA: 1.82 | (9, 1) | 1.0 | W | 4 | 1 | 1 | 1 | 1 | 0 | 0 | 0 | 0 | 0 | 1 | 12 | 19 | 9.00 | 1.000 |
| 47 Brandon Gomes, R<br>ERA: 3.56 | (10, 1) | 0.2 | H | 2 | 0 | 0 | 0 | 1 | 0 | 0 | 0 | 0 | 0 | 0 | 4 | 7 | 0.00 | 0.000 |

| PITCHER | | IP | WLS | BF | H | R | ER | SO | BB | IBB | HBP | BLK | WP | HR | S | P | ERA | WHIP |
|---|---|---|---|---|---|---|---|---|---|---|---|---|---|---|---|---|---|---|
| 38 Jeff Beliveau, L<br>ERA: 1.74 | (10, 1) | 0.1 | S | 1 | 0 | 0 | 0 | 0 | 0 | 0 | 0 | 0 | 0 | 0 | 4 | 5 | 0.00 | 0.000 |

# New York Yankees @ Tampa Bay Rays

Tropicana Field, St. Petersburg, FL

Mon Sep 15 2014, 7:13 PM - 10:39 PM EDT

Att. 16,058 - Dome - 72 F

livebaseballscorecards.com

TOP

| Batter | 1 | 2 | 3 | 4 | 5 | 6 | 7 | 8 | 9 | AB | R | H | RBI | BB | SO | LOB |
|---|---|---|---|---|---|---|---|---|---|---|---|---|---|---|---|---|
| 22 Jacoby Ellsbury, L (1, 8)<br>OBP: 0.330, SLG: 0.416 | C FF 95<br>B FF 95<br>F FF 95<br>F FC 90<br>X CH 86<br>1-2 ① F7 | | B FF 94<br>X FF 94<br>1-0 ② P6 | | X FC 87<br>0-0 ③ P3 | | | C FC 86<br>B CU 75<br>C FF 90<br>B SI 90<br>C CU 75<br>2-3 ① K | | 4 | 0 | 0 | 0 | 0 | 1 | 1 |
| 11 Brett Gardner, L (1, 7)<br>OBP: 0.338, SLG: 0.432 | C FF 94<br>B FC 88<br>S FC 89<br>B CU 80<br>S FF 94<br>2-3 ② K | | B FC 81<br>C FF 94<br>B FC 88<br>B FF 95<br>C FF 95<br>S FF 94<br>3-3 ③ K | | | C FF 93<br>F FF 92<br>B CU 79<br>F FF 94<br>B CU 75<br>B CU 76<br>F FF 94<br>F FF 94<br>X FF 94<br>3-2 ① P6 | | B SI 91<br>B CU 76<br>C SI 90<br>C FF 90<br>X CU 75<br>2-2 ② G4-3 | | 4 | 0 | 0 | 0 | 0 | 2 | 0 |
| 14 Martín Prado, R (1, 4)<br>OBP: 0.321, SLG: 0.412 | B FF 95<br>F FF 95<br>B FF 95<br>X FC 90<br>2-1 ③ G5-3 | | | C FF 94<br>X FC 88<br>0-1 1B | | C CU 76<br>B FF 94<br>S FC 90<br>X FF 95<br>1-2 25 G4-5-3 1B | | B FF 92<br>F SL 84<br>C FF 94<br>F FF 93<br>X FF 94<br>1-2 ③ P4 | | 4 | 0 | 2 | 0 | 0 | 0 | 0 |
| 25 Mark Teixeira, S (1, 3)<br>OBP: 0.320, SLG: 0.400 | | C FF 94<br>F FC 89<br>B FF 94<br>B FC 90<br>B FF 94<br>X FF 95<br>3-2 31 WP 36 1B 1B | | C FF 93<br>B FC 89<br>S FC 89<br>B FC 90<br>F FF 94<br>C FF 95<br>2-3 ① K | | C FF 94<br>B FF 92<br>B FC 85<br>X FF 93<br>2-2 ② ③ G4-5-3<br>1-2f | | | C FF 89<br>B FF 90<br>B FS 82<br>B FF 90<br>B FF 90<br>4-1 BB | 3 | 0 | 1 | 0 | 1 | 1 | 2 |
| 36 Carlos Beltrán, S (1, 10)<br>OBP: 0.303, SLG: 0.406 | | B FF 94<br>C FF 94<br>X FC 89<br>1-1 31 WP<br>1-2 1B | | B FF 94<br>X CH 84<br>1-0 ② F8 | | | F FF 93<br>S FF 94<br>B FF 94<br>B FC 88<br>B FF 93<br>X FF 94<br>3-2 ① F9 | | B CU 79<br>C CU 78<br>D FS 83<br>B FF 90<br>T FF 91<br>S FF 90<br>3-3 ① K | 4 | 0 | 1 | 0 | 0 | 1 | 2 |
| 12 Chase Headley, S (1, 5)<br>OBP: 0.317, SLG: 0.360<br>33 Stephen Drew, L (7, PH)<br>OBP: 0.236, SLG: 0.291<br>(7, 6) | | B FF 94<br>C CH 84<br>B CH 83<br>F FF 94<br>C FF 94<br>2-3 ① K | | B CH 84<br>B FC 86<br>C FF 94<br>D CH 84<br>C FF 94<br>X FF 93<br>3-2 ③ G3 | | | C FC 86<br>B FC 85<br>B FF 93<br>X FF 93<br>2-1 ② P5 | | S FF 90<br>C FF 90<br>X FF 90<br>0-2 ② F8 | 2<br>2 | 0<br>0 | 0<br>0 | 0<br>0 | 0<br>0 | 1<br>0 | 3<br>1 |
| 31 Ichiro Suzuki, L (1, 9)<br>OBP: 0.323, SLG: 0.332 | | F FC 89<br>B FC 90<br>B FF 94<br>F FF 94<br>B FF 94<br>X FF 94<br>3-2 ② P6<br>1-2<br>2-3 | F FF 93<br>B FF 94<br>B FC 87<br>F FF 93<br>F FF 94<br>F FF 94<br>B FC 87<br>F FF 94<br>F FF 94<br>3-2 ① G1-3 | | F FF 93<br>X FF 85 | | C FF 93<br>X FF 94<br>0-1 2B | X CU 78<br>0-0 ③ G1-3 | 4 | 0 | 1 | 0 | 0 | 0 | 3 |
| 66 John Ryan Murphy, R (1, 2)<br>OBP: 0.312, SLG: 0.365 | | S CH 89<br>B FF 95<br>B FF 95<br>X FC 88<br>2-1 ③ F9 | | | B CU 78<br>X FF 93<br>1-0 ② F8 | | D FC 87<br>B FC 85<br>C FF 94<br>B FF 94<br>B FF 93<br>4-1 BB | | | 2 | 0 | 0 | 0 | 1 | 0 | 2 |
| 17 Brendan Ryan, R (1, 6)<br>OBP: 0.227, SLG: 0.220<br>34 Brian McCann, L (7, PH)<br>OBP: 0.291, SLG: 0.405<br>45 Zelous Wheeler, R (7, 5)<br>OBP: 0.246, SLG: 0.315 | | | X FF 94<br>0-0 ① F9 | | C FF 93<br>X FF 94<br>0-1 1B | | B SL 82<br>F SL 81<br>F FF 94<br>X FS 84<br>1-2 ③ F8 | | | 2<br>1<br>0 | 0<br>0<br>0 | 1<br>0<br>0 | 0<br>0<br>0 | 0<br>0<br>0 | 0<br>2<br>0 | 0<br>0<br>0 |
| Inning Stats | R: 0<br>E: 0<br>K: 1<br>S: 9<br>H: 0<br>LOB: 0<br>BB: 0<br>P: 14 | R: 0<br>E: 0<br>K: 1<br>S: 13<br>H: 2<br>LOB: 2<br>BB: 0<br>P: 24 | R: 0<br>E: 0<br>K: 1<br>S: 5<br>H: 0<br>LOB: 0<br>BB: 0<br>P: 9 | R: 0<br>E: 0<br>K: 1<br>S: 10<br>H: 1<br>LOB: 1<br>BB: 0<br>P: 16 | R: 0<br>E: 0<br>K: 0<br>S: 11<br>H: 1<br>LOB: 1<br>BB: 0<br>P: 15 | R: 0<br>E: 0<br>K: 0<br>S: 12<br>H: 1<br>LOB: 0<br>BB: 0<br>P: 18 | R: 0<br>E: 0<br>K: 0<br>S: 11<br>H: 1<br>LOB: 2<br>BB: 1<br>P: 21 | R: 0<br>E: 0<br>K: 1<br>S: 10<br>H: 0<br>LOB: 0<br>BB: 0<br>P: 15 | R: 0<br>E: 0<br>K: 1<br>S: 8<br>H: 0<br>LOB: 1<br>BB: 1<br>P: 15 | 1B: 5<br>2B: 1<br>3B: 0<br>HR: 0<br>SF: 0<br>SAC: 0<br>DP: 1<br>HBP: 0 | | | | | | |

| | AB | 32 |
|---|---|---|
| | R | 0 |
| | H | 6 |
| | RBI | 0 |
| | BB | 2 |
| | SO | 6 |
| | LOB | 16 |

WP: 1 PA: 34
PB: 0
SB: 0
CS: 0

| PITCHER | | IP | WLS | BF | H | R | ER | SO | BB | IBB | HBP | BLK | WP | HR | S | P | ERA | WHIP |
|---|---|---|---|---|---|---|---|---|---|---|---|---|---|---|---|---|---|---|
| 37 Alex Colomé, R<br>ERA: 1.65 | (1, 1) | 6.2 | | 26 | 6 | 0 | 0 | 4 | 1 | 0 | 0 | 0 | 1 | 0 | 68 | 113 | 0.00 | 1.050 |
| 54 Steve Geltz, R<br>ERA: 3.38 | (7, 1) | 0.1 | | 1 | 0 | 0 | 0 | 0 | 0 | 0 | 0 | 0 | 0 | 0 | 3 | 4 | 0.00 | 0.000 |
| 38 Jeff Beliveau, L<br>ERA: 1.69 | (8, 1) | 0.2 | | 2 | 0 | 0 | 0 | 1 | 0 | 0 | 0 | 0 | 0 | 0 | 6 | 10 | 0.00 | 0.000 |
| 49 Kirby Yates, R<br>ERA: 3.38 | (8, 1) | 0.1 | | 1 | 0 | 0 | 0 | 0 | 0 | 0 | 0 | 0 | 0 | 0 | 4 | 5 | 0.00 | 0.000 |
| 62 Joel Peralta, R<br>ERA: 4.45 | (9, 1) | 1.0 | W | 4 | 0 | 0 | 0 | 1 | 1 | 0 | 0 | 0 | 0 | 0 | 8 | 15 | 0.00 | 1.000 |

| PITCHER | IP | WLS | BF | H | R | ER | SO | BB | IBB | HBP | BLK | WP | HR | S | P | ERA | WHIP |
|---|---|---|---|---|---|---|---|---|---|---|---|---|---|---|---|---|---|

# BOTTOM

## New York Yankees @ Tampa Bay Rays

Tropicana Field, St. Petersburg, FL

Mon Sep 15 2014, 7:13 PM - 10:39 PM EDT

Att. 16,058 - Dome - 72 F

livebaseballscorecards.com

| Batter | 1 | 2 | 3 | 4 | 5 | 6 | 7 | 8 | 9 | AB | R | H | RBI | BB | SO | LOB |
|---|---|---|---|---|---|---|---|---|---|---|---|---|---|---|---|---|
| 18 Ben Zobrist, S (1, 8)<br>OBP: 0.355, SLG: 0.398 | B SI 87<br>C CH 77<br>B SI 88<br>C SL 82<br>X CH 78<br>2-2<br>9 WP 1B | | C CU 76<br>X SI 90<br>0-1 ②<br>F8 | | B SI 90<br>1 SAFE<br>F CH 78<br>D CH 78<br>L SL 81<br>1 SAFE<br>X SI 89<br>2-2 ①<br>F8 | | B CU 82<br>B FF 95<br>B CH 87<br>X FC 95<br>3-0 ③<br>P6 | | D SL 87<br>C SL 83<br>X FF 94<br>1-1<br>1-2<br>2-3<br>3-H 1B | 5 | 0 | 2 | 1 | 0 | 0 | 1 |
| 5 Brandon Guyer, R (1, 7)<br>OBP: 0.338, SLG: 0.374 | X CH 76<br>0-0 ①<br>F7 | | C CH 78<br>B CH 78<br>F SI 90<br>B CU 76<br>B SI 90<br>B CH 77<br>4-2<br>3 BB BB | | X SL 83<br>0-0<br>1-2 1B | | | B FF 94<br>C FF 93<br>X FF 93<br>1-1 ①<br>F8 | | 3 | 0 | 1 | 0 | 1 | 0 | 1 |
| 3 Evan Longoria, R (1, 10)<br>OBP: 0.321, SLG: 0.404 | B SI 88<br>C SL 81<br>1 SAFE<br>C SI 89<br>X SI 90<br>1-2 ②<br>P4 | | C SL 82<br>B SI 91<br>1 SAFE<br>1 SAFE<br>B SL 83<br>B SI 90<br>F CH 79<br>D CU 77<br>4-2<br>1-2 BB | | X SI 90<br>0-0 ②<br>F7 | | | C CU 80<br>B FF 95<br>C FC 95<br>S SL 87<br>1-3 ②<br>K | | 3 | 0 | 0 | 0 | 1 | 1 | 3 |
| 9 Wil Myers, R (1, 9)<br>OBP: 0.300, SLG: 0.328 | B SL 82<br>S CH 79<br>C SI 90<br>1 SAFE<br>D SL 82<br>B CH 80<br>B SI 89<br>4-2<br>1-2 BB | | X SI 90<br>0-0 ③<br>P6 | | B CH 80<br>B SI 91<br>C SL 84<br>X SI 91<br>2-1 ③<br>L7 | | | B FF 95<br>X FF 94<br>1-0 ③<br>F9 | | 3 | 0 | 0 | 0 | 1 | 0 | 4 |
| 11 Yunel Escobar, R (1, 6)<br>OBP: 0.320, SLG: 0.338 | C CU 76<br>X SI 91<br>0-1 ③<br>F9 | | | B SL 80<br>B SL 81<br>C SI 90<br>F SI 90<br>F SI 90<br>X SL 81<br>2-2 ①<br>G5-3 | | C CU 74<br>B CH 78<br>X SI 89<br>1-1 ①<br>F9 | | | B SL 82<br>C SL 83<br>F SL 83<br>B FF 95<br>F FF 94<br>B FF 96<br>X SL 83<br>3-2 ①<br>G5-3 | 4 | 0 | 0 | 0 | 0 | 0 | 2 |
| 11 Logan Forsythe, R (1, 4)<br>OBP: 0.292, SLG: 0.325 | | C SI 87<br>S SI 89<br>B SI 89<br>B CH 79<br>F CH 79<br>F SI 91<br>B SL 83<br>F CH 78<br>C SL 80<br>3-3 ①<br>K | | C CU 74<br>B CH 78<br>C SI 90<br>B SI 90<br>F CH 77<br>F SL 83<br>X SL 81<br>2-2 ②<br>F8 | | C CU 75<br>F CH 80<br>B SI 90<br>B SI 90<br>B SI 91<br>F SI 90<br>F CH 77<br>F SI 89<br>T SL 83<br>3-2 ②<br>K | | | B FF 94<br>B SL 83<br>F FF 92<br>B SL 82<br>X FF 92<br>3-1<br>20 BB 21 1B 18 1B 1B | 4 | 1 | 1 | 0 | 0 | 2 | 0 |
| 21 James Loney, L (1, 3)<br>OBP: 0.336, SLG: 0.383 | | X CU 74<br>0-0 ②<br>F9 | | B SI 90<br>X SI 90<br>1-0<br>E7 | | B CU 76<br>C SI 89<br>X SI 90<br>1-1 ③<br>G4-3 | | | B SL 83<br>X SL 83<br>1-0<br>18 1B 20 BB<br>1-2 1B | 4 | 0 | 1 | 0 | 0 | 0 | 0 |
| 1 Sean Rodríguez, R (1, 5)<br>OBP: 0.259, SLG: 0.438<br>7 David DeJesus, L (9, PH)<br>OBP: 0.361, SLG: 0.424 | | B SL 81<br>B CH 78<br>C CU 75<br>X SI 90<br>2-1 ③<br>P4 | | C SL 83<br>F SI 91<br>C SI 91<br>0-3 ③<br>K | | | S SL 86<br>X FF 94<br>0-1 ①<br>G5-3 | | B FF 95<br>F FF 95<br>F FF 94<br>B FF 95<br>T FF 94<br>2-2 ②<br>K | 3<br>1 | 0<br>0 | 0<br>0 | 0<br>0 | 0<br>0 | 1<br>1 | 1<br>2 |
| 59 Curt Casali, R (1, 2)<br>OBP: 0.247, SLG: 0.188<br>20 Matt Joyce, L (9, PH)<br>OBP: 0.353, SLG: 0.386 | | | C SL 81<br>B CH 78<br>T SI 89<br>C SI 91<br>1-3 ①<br>K | | B CH 77<br>C CH 77<br>F SI 88<br>B SL 81<br>B CH 77<br>B SL 81<br>4-2<br>5 1B BB | | C SL 84<br>X SL 86<br>0-1 ②<br>F8 | | D FF 96<br>D SL 84<br>F FF 94<br>D FF 95<br>B FF 96<br>4-1<br>18 1B<br>1-2<br>2-3 BB | 2<br>0 | 0<br>0 | 0<br>0 | 0<br>0 | 1<br>1 | 1<br>0 | 0<br>0 |
| Inning Stats | R: 0 H: 1<br>E: 0 LOB: 2<br>K: 0 BB: 1<br>S: 11 P: 18 | R: 0 H: 0<br>E: 0 LOB: 0<br>K: 1 BB: 0<br>S: 9 P: 14 | R: 0 H: 0<br>E: 0 LOB: 2<br>K: 1 BB: 2<br>S: 10 P: 19 | R: 0 H: 0<br>E: 1 LOB: 1<br>K: 1 BB: 0<br>S: 13 P: 18 | R: 0 H: 1<br>E: 0 LOB: 2<br>K: 0 BB: 1<br>S: 9 P: 17 | R: 0 H: 0<br>E: 0 LOB: 0<br>K: 1 BB: 0<br>S: 10 P: 15 | R: 0 H: 0<br>E: 0 LOB: 0<br>K: 0 BB: 0<br>S: 5 P: 8 | R: 0 H: 0<br>E: 0 LOB: 0<br>K: 1 BB: 0<br>S: 6 P: 9 | R: 1 H: 3<br>E: 0 LOB: 3<br>K: 1 BB: 1<br>S: 13 P: 27 | 1B: 5<br>2B: 0<br>3B: 0<br>HR: 0 | SF: 0<br>SAC: 0<br>DP: 0<br>HBP: 0 | | | | | | |

| PITCHER | | IP | WLS | BF | H | R | ER | SO | BB | IBB | HBP | BLK | WP | HR | S | P | ERA | WHIP |
|---|---|---|---|---|---|---|---|---|---|---|---|---|---|---|---|---|---|---|
| 26 Chris Capuano, L<br>ERA: 4.55 | (1, 1) | 6.0 | | 25 | 2 | 0 | 0 | 4 | 4 | 0 | 0 | 0 | 1 | 0 | 62 | 101 | 0.00 | 1.000 |
| 43 Adam Warren, R<br>ERA: 3.21 | (7, 1) | 2.0 | | 6 | 0 | 0 | 0 | 1 | 0 | 0 | 0 | 0 | 0 | 0 | 11 | 17 | 0.00 | 0.000 |
| 27 Shawn Kelley, R<br>ERA: 4.2 | (9, 1) | 0.2 | L | 6 | 3 | 1 | 1 | 1 | 1 | 0 | 0 | 0 | 0 | 0 | 13 | 27 | 13.50 | 6.000 |

| PITCHER | IP | WLS | BF | H | R | ER | SO | BB | IBB | HBP | BLK | WP | HR | S | P | ERA | WHIP |
|---|---|---|---|---|---|---|---|---|---|---|---|---|---|---|---|---|---|

| | |
|---|---|
| AB | 32 |
| R | 1 |
| H | 5 |
| RBI | 1 |
| BB | 5 |
| SO | 6 |
| LOB | 14 |

| | | | |
|---|---|---|---|
| 1B: 5 | SF: 0 | WP: 1 | PA: 37 |
| 2B: 0 | SAC: 0 | PB: 0 | |
| 3B: 0 | DP: 0 | SB: 0 | |
| HR: 0 | HBP: 0 | CS: 0 | |

| Batter | 1 | 2 | 3 | 4 | 5 | 6 | 7 | 8 | 9 | AB | R | H | RBI | BB | SO | LOB |
|---|---|---|---|---|---|---|---|---|---|---|---|---|---|---|---|---|
| 22 Jacoby Ellsbury, L (1, 8)<br>OBP: 0.329, SLG: 0.415 | B FF 90<br>X FF 91<br>1-0<br>P5 | | F FF 90<br>X FF 88<br>0-1<br>2<br>SH5-4<br>1-2<br>1B | | B CU 69<br>F FF 89<br>B FF 89<br>F FS 82<br>B FF 89<br>F FC 86<br>F FF 90<br>X FC 86<br>3-2<br>L8 | | B CU 73<br>C SI 89<br>X CU 76<br>1-1<br>L9 | | | 4 | 0 | 1 | 0 | 0 | 0 | 4 |
| 2 Derek Jeter, R (1, 6)<br>OBP: 0.298, SLG: 0.297 | C FF 91<br>B SL 82<br>B FF 91<br>F FF 91<br>X FF 91<br>2-2<br>G4-3 | | B FC 87<br>X FF 88<br>1-0<br>SH5-4<br>1-2<br>2-3 | | C SL 77<br>X FF 89<br>0-1<br>F9<br>2-3 | | | C FF 92<br>F FF 93<br>F FF 93<br>H FF 93<br>1-2<br>34<br>G4-6-3<br>HBP | | 2 | 0 | 0 | 0 | 0 | 0 | 2 |
| 11 Brett Gardner, L (1, 7)<br>OBP: 0.336, SLG: 0.428 | C FF 91<br>X FS 84<br>0-1<br>F7 | | C CU 69<br>S FF 90<br>B FS 84<br>B FF 91<br>F FF 90<br>X FF 91<br>2-2<br>P5 | | B FS 84<br>B FF 91<br>C FS 85<br>B FF 91<br>S FF 91<br>S FF 91<br>3-3<br>K | | | C FF 89<br>B SL 78<br>C SL 78<br>D SL 79<br>X SL 79<br>2-2<br>P6 | | 4 | 0 | 0 | 0 | 0 | 1 | 5 |
| 34 Brian McCann, L (1, 3)<br>OBP: 0.289, SLG: 0.402 | | C FF 90<br>B FS 84<br>B FF 90<br>B FF 90<br>X FF 90<br>3-1<br>F8 | B FF 89<br>B FF 91<br>B FF 90<br>C FS 84<br>C FF 91<br>T FF 90<br>3-2<br>K | | | B FS 83<br>C FF 89<br>F FF 89<br>F FF 90<br>X FF 91<br>1-2<br>F8 | | C SL 77<br>X FF 89<br>0-1<br>G4-6-3<br>1-2f | | 4 | 0 | 0 | 0 | 0 | 1 | 3 |
| 12 Chase Headley, S (1, 5)<br>OBP: 0.316, SLG: 0.359 | | S FF 90<br>C FF 91<br>B FF 90<br>X FF 91<br>1-2<br>F7 | | X FS 83<br>0-0<br>F9 | | C FF 90<br>B FF 91<br>C FF 90<br>X FF 89<br>1-2<br>F8 | | | B FF 86<br>B CH 76<br>F FF 87<br>F FF 87<br>F FF 89<br>X FF 89<br>2-2<br>66<br>DI<br>1B | 4 | 0 | 1 | 0 | 0 | 0 | 0 |
| 24 Chris Young, R (1, 10)<br>OBP: 0.295, SLG: 0.396 | | C FF 90<br>S FS 86<br>B FC 87<br>B FC 87<br>B FS 84<br>F FF 90<br>F FF 90<br>X FF 90<br>3-2<br>31<br>1B<br>2B | | L FS 83<br>B FC 86<br>X FS 83<br>1-1<br>P5 | | C CU 70<br>F FS 84<br>B FF 90<br>B CU 72<br>F FF 91<br>X FF 91<br>2-2<br>F8 | | | C SL 84<br>X SL 83<br>0-1<br>F7 | 4 | 1 | 1 | 0 | 0 | 0 | 1 |
| 31 Ichiro Suzuki, L (1, 9)<br>OBP: 0.322, SLG: 0.331 | | C FS 84<br>X FS 83<br>0-1<br>2-H<br>1B | | S FF 89<br>B FF 90<br>B FS 84<br>S FF 89<br>T FF 91<br>2-2<br>K | | | B FF 92<br>B SI 90<br>C SI 90<br>C SI 90<br>B FS 81<br>X SI 90<br>3-2<br>P6 | | X FF 92<br>0-0<br>F7 | 4 | 0 | 1 | 1 | 0 | 1 | 1 |
| 29 Francisco Cervelli, R (1, 2)<br>OBP: 0.348, SLG: 0.446<br>63 Antoan Richardson, S (7, PR)<br>OBP: 0.500, SLG: 0.444<br>66 John Ryan Murphy, R (7, 2)<br>OBP: 0.321, SLG: 0.365 | | B CU 71<br>B FC 86<br>B FC 86<br>C FF 90<br>F FC 87<br>X FF 90<br>3-2<br>F9 | | | C FF 88<br>X FC 85<br>0-1<br>2<br>F9<br>17<br>1B<br>1B | | F FF 92<br>B FC 85<br>C SL 82<br>X FF 91<br>1-2<br>17<br>S<br>1B | | B FF 92<br>D SL 85<br>B FF 93<br>C FF 91<br>B FF 92<br>4-1<br>1-2<br>BB | 3<br>0<br>0 | 0<br>0<br>0 | 2<br>0<br>0 | 0<br>0<br>0 | 0<br>0<br>1 | 0<br>0<br>0 | 1<br>0<br>0 |
| 17 Brendan Ryan, R (1, 4)<br>OBP: 0.238, SLG: 0.223 | | | C FF 90<br>B FC 85<br>B FC 86<br>S FF 90<br>B FF 90<br>B FF 91<br>4-2<br>2<br>SH5-4<br>22<br>1B<br>BB | | F SL 83<br>F FC 88<br>X FC 84<br>0-2<br>1-2<br>1B | | 1 SAFE<br>1 SAFE<br>B SI 90<br>B FS 79<br>C SI 91<br>X FF 91<br>2-1<br>L8<br>1-2 | | C FF 92<br>C SL 84<br>S SL 84<br>0-3<br>K | 3 | 0 | 1 | 0 | 1 | 1 | 3 |
| Inning Stats | R: 0<br>E: 0<br>K: 0<br>S: 6<br>H: 0<br>LOB: 0<br>BB: 0<br>P: 9 | R: 1<br>E: 0<br>K: 0<br>S: 15<br>H: 2<br>LOB: 1<br>BB: 0<br>P: 25 | R: 0<br>E: 0<br>K: 1<br>S: 12<br>H: 1<br>LOB: 2<br>BB: 1<br>P: 22 | R: 0<br>E: 0<br>K: 1<br>S: 6<br>H: 0<br>LOB: 0<br>BB: 0<br>P: 9 | R: 0<br>E: 0<br>K: 1<br>S: 15<br>H: 2<br>LOB: 2<br>BB: 0<br>P: 21 | R: 0<br>E: 0<br>K: 0<br>S: 11<br>H: 0<br>LOB: 0<br>BB: 0<br>P: 15 | R: 0<br>E: 0<br>K: 0<br>S: 10<br>H: 1<br>LOB: 2<br>BB: 0<br>P: 17 | R: 0<br>E: 0<br>K: 0<br>S: 8<br>H: 0<br>LOB: 0<br>BB: 0<br>P: 11 | R: 0<br>E: 0<br>K: 1<br>S: 11<br>H: 1<br>LOB: 2<br>BB: 1<br>P: 17 | 1B: 6<br>2B: 1<br>3B: 0<br>HR: 0 | SF: 0<br>SAC: 1<br>DP: 1<br>HBP: 1 | | | | WP: 0<br>PB: 0<br>SB: 1<br>CS: 0 | PA: 36 | |

| PITCHER | | IP | WLS | BF | H | R | ER | SO | BB | IBB | HBP | BLK | WP | HR | S | P | ERA | WHIP |
|---|---|---|---|---|---|---|---|---|---|---|---|---|---|---|---|---|---|---|
| 23 Jake Odorizzi, R<br>ERA: 3.93 | (1, 1) | 6.0 | W | 24 | 5 | 1 | 1 | 3 | 1 | 0 | 0 | 0 | 0 | 0 | 65 | 101 | 1.50 | 1.000 |
| 47 Brandon Gomes, R<br>ERA: 3.48 | (7, 1) | 0.2 | H | 3 | 1 | 0 | 0 | 0 | 0 | 0 | 0 | 0 | 0 | 0 | 8 | 14 | 0.00 | 1.500 |
| 38 Jeff Beliveau, L<br>ERA: 1.66 | (7, 1) | 0.1 | H | 1 | 0 | 0 | 0 | 0 | 0 | 0 | 0 | 0 | 0 | 0 | 2 | 3 | 0.00 | 0.000 |
| 54 Steve Geltz, R<br>ERA: 3.38 | (8, 1) | 0.0 | | 1 | 0 | 0 | 0 | 0 | 0 | 0 | 1 | 0 | 0 | 0 | 3 | 4 | ∞ | ∞ |
| 34 C.J. Riefenhauser, L<br>ERA: 9.0 | (8, 1) | 1.0 | | 3 | 1 | 0 | 0 | 0 | 0 | 0 | 0 | 0 | 0 | 0 | 9 | 13 | 0.00 | 1.000 |

| PITCHER | | IP | WLS | BF | H | R | ER | SO | BB | IBB | HBP | BLK | WP | HR | S | P | ERA | WHIP |
|---|---|---|---|---|---|---|---|---|---|---|---|---|---|---|---|---|---|---|
| 49 Kirby Yates, R<br>ERA: 3.27 | (9, 1) | 1.0 | | 4 | 0 | 0 | 0 | 1 | 1 | 0 | 0 | 0 | 0 | 0 | 7 | 11 | 0.00 | 1.000 |

# TOP

# New York Yankees @ Tampa Bay Rays

Tropicana Field, St. Petersburg, FL

Tue Sep 16 2014, 7:22 PM - 10:54 PM EDT

Att. 21,387 - Dome - 72 F

livebaseballscorecards.com

| | |
|---|---|
| AB | 32 |
| R | 1 |
| H | 7 |
| RBI | 1 |
| BB | 2 |
| SO | 4 |
| LOB | 20 |

# BOTTOM

## New York Yankees @ Tampa Bay Rays

Tropicana Field, St. Petersburg, FL

Tue Sep 16 2014, 7:22 PM - 10:54 PM EDT

Att. 21,387 - Dome - 72 F

livebaseballscorecards.com

| Batter | 1 | 2 | 3 | 4 | 5 | 6 | 7 | 8 | 9 | AB | R | H | RBI | BB | SO | LOB |
|---|---|---|---|---|---|---|---|---|---|---|---|---|---|---|---|---|
| 18 Ben Zobrist, S (1, 7) OBP: 0.353, SLG: 0.395 | C FC 91<br>B CH 87<br>B FC 91<br>X FC 91<br>2-1<br>F8 ① | | B CH 86<br>B SL 83<br>X FC 93<br>2-0<br>G3 ② | | C SL 82<br>B SL 84<br>B FC 92<br>C SL 82<br>D SL 84<br>X FC 92<br>3-2<br>E1<br>1-2<br>2-H | | B FF 95<br>B FF 94<br>C FF 94<br>B FF 94<br>B FF 95<br>4-1<br>7<br>1B<br>3<br>1B<br>BB | B FF 92<br>B CH 81<br>X FF 90<br>2-0<br>G5-4-3 ②③<br>1-2f | | 4 | 1 | 0 | 0 | 1 | 0 | 2 |
| 7 David DeJesus, L (1, 10) OBP: 0.359, SLG: 0.421 | C FC 89<br>S FC 91<br>S SL 83<br>0-3<br>K<br>3<br>FC1-4 | | B SL 83<br>X FC 94<br>1-0<br>G4-3 ③ | | X FC 92<br>0-0<br>L8 ② | | 1 SAFE<br>X FF 94<br>0-0<br>21<br>1B<br>3<br>1B<br>2<br>1B<br>1-3<br>1B | | | 4 | 1 | 1 | 0 | 0 | 1 | 2 |
| 3 Evan Longoria, R (1, 5) OBP: 0.320, SLG: 0.403 | C FC 90<br>B FC 90<br>X SL 82<br>1-1<br>FC1-4 ②<br>21<br>1B<br>1-2f | | | C SL 82<br>X FC 92<br>0-1<br>F7 ① | S SL 84<br>B SL 83<br>S SL 84<br>S FC 92<br>1-3<br>K ③ | | X FF 93<br>0-0<br>2<br>1B<br>21<br>1B<br>9<br>SF8<br>1-2<br>3-H<br>1B | | | 4 | 1 | 1 | 1 | 0 | 1 | 3 |
| 21 James Loney, L (1, 3) OBP: 0.338, SLG: 0.385 | C SL 82<br>F SL 84<br>B FC 91<br>F SL 83<br>B FC 92<br>X FC 92<br>2-2<br>1-2<br>1B | | | C FC 94<br>F FC 92<br>X CH 88<br>0-2<br>20<br>FC6<br>1B | | C FC 91<br>B CH 86<br>C SL 82<br>F SL 84<br>T FC 91<br>1-2<br>K ①<br>B CU 74<br>B CU 74<br>F SI 90<br>X CU 74<br>2-1<br>2<br>1B<br>9<br>SF8<br>1-2<br>2-3<br>1B | | | 4 | 1 | 3 | 0 | 0 | 1 | 0 |
| 2 Nick Franklin, S (1, 4) OBP: 0.214, SLG: 0.216 | C FC 92<br>X SL 83<br>0-1<br>G4-3 ③ | | | C FC 92<br>S CH 88<br>S FC 94<br>0-3<br>K ② | | B SL 81<br>C SL 81<br>S SL 83<br>X SL 84<br>1-2<br>20<br>WP<br>11<br>1B<br>2B | S SI 90<br>X SI 90<br>0-1<br>1-2<br>2-3<br>3-H<br>1B | | | 4 | 1 | 2 | 1 | 0 | 1 | 3 |
| 20 Matt Joyce, L (1, 9) OBP: 0.352, SLG: 0.384<br>9 Wil Myers, R (7, PH) OBP: 0.299, SLG: 0.328<br>(8, 9) | | B FC 89<br>S FC 91<br>B FC 91<br>B FC 91<br>C FC 92<br>S SL 84<br>3-3<br>K ① | | B SL 82<br>C SL 82<br>X FC 93<br>1-1<br>FC6 ③<br>1-2f | | S CH 85<br>B FC 91<br>D SL 82<br>B SL 80<br>C FC 91<br>F SL 83<br>B SL 84<br>4-2<br>11<br>1B<br>2-3<br>BB | B SL 88<br>X SL 87<br>1-0<br>SF8 ②<br>2-H<br>3-H | | | 2<br>0 | 0<br>0 | 0<br>0 | 0<br>2 | 1<br>0 | 1<br>0 | 1<br>0 |
| 11 Yunel Escobar, R (1, 6) OBP: 0.320, SLG: 0.338 | | C SL 85<br>F FC 93<br>B FC 93<br>F FC 94<br>X SL 86<br>1-2<br>G5-3 ② | | | C FC 92<br>C FC 93<br>F SL 86<br>B FC 94<br>X SL 84<br>1-2<br>F8 ① | F FC 93<br>X FF 92<br>0-1<br>39<br>B1-6-3<br>1-2<br>3-H<br>1B | C FF 90<br>B FF 91<br>B KC 81<br>X SI 91<br>2-1<br>G1-3 ③ | | | 4 | 0 | 1 | 1 | 0 | 0 | 1 |
| 39 Kevin Kiermaier, L (1, 8) OBP: 0.314, SLG: 0.452 | | B FC 92<br>C FC 93<br>X CH 89<br>1-1<br>G4-3 ③ | | | B CH 88<br>C FC 93<br>C SL 86<br>F SL 85<br>F SL 84<br>X FC 93<br>1-2<br>E4<br>24<br>BB<br>18<br>E | B SL 79<br>X FF 90<br>1-0<br>B1-6-3 ②③<br>1-2f | | B FC 92<br>B FF 92<br>B FF 91<br>B FF 90<br>4-0<br>18<br>G5-4-3<br>BB | | 3 | 1 | 0 | 0 | 1 | 0 | 2 |
| 24 Ryan Hanigan, R (1, 2) OBP: 0.321, SLG: 0.344 | | | B FC 90<br>C FC 92<br>B SL 84<br>X FC 92<br>2-1<br>P3 ① | | 1 SAFE<br>C FC 92<br>B FC 93<br>1 SAFE<br>1 SAFE<br>B FC 92<br>F SL 83<br>B FC 93<br>F SL 83<br>4-2<br>F FC 93<br>B FC 92<br>18<br>E<br>1-2<br>BB | | B FF 94<br>C FF 94<br>B CU 80<br>C FF 95<br>X FF 94<br>2-2<br>F9 ① | C CH 81<br>B FC 88<br>X CH 81<br>1-1<br>P2 ① | | 3 | 0 | 0 | 0 | 1 | 0 | 1 |
| Inning Stats | R: 0<br>E: 0<br>K: 1<br>S: 13<br>H: 1<br>LOB: 2<br>BB: 0<br>P: 18 | R: 0<br>E: 0<br>K: 1<br>S: 9<br>H: 0<br>LOB: 0<br>BB: 0<br>P: 14 | R: 0<br>E: 0<br>K: 0<br>S: 4<br>H: 0<br>LOB: 0<br>BB: 0<br>P: 9 | R: 0<br>E: 0<br>K: 1<br>S: 10<br>H: 1<br>LOB: 1<br>BB: 0<br>P: 11 | R: 1<br>E: 2<br>K: 1<br>S: 20<br>H: 0<br>LOB: 2<br>BB: 1<br>P: 30 | R: 1<br>E: 0<br>K: 1<br>S: 13<br>H: 2<br>LOB: 1<br>BB: 1<br>P: 20 | R: 4<br>E: 0<br>K: 0<br>S: 13<br>H: 4<br>LOB: 1<br>BB: 1<br>P: 24 | R: 0<br>E: 0<br>K: 0<br>S: 3<br>H: 0<br>LOB: 0<br>BB: 1<br>P: 10 | | 1B: 7<br>2B: 1<br>3B: 0<br>HR: 0<br>SF: 1<br>SAC: 0<br>DP: 2<br>HBP: 0 | | | | | | |

| | AB | 32 |
|---|---|---|
| | R | 6 |
| | H | 8 |
| | RBI | 5 |
| | BB | 4 |
| | SO | 5 |
| | LOB | 15 |

WP: 2 PB: 0 SB: 0 CS: 0 PA: 37

| PITCHER | | IP | WLS | BF | H | R | ER | SO | BB | IBB | HBP | BLK | WP | HR | S | P | ERA | WHIP |
|---|---|---|---|---|---|---|---|---|---|---|---|---|---|---|---|---|---|---|
| 35 Michael Pineda, R<br>ERA: 2.15 | (1, 1) | 5.1 | L | 25 | 4 | 2 | 1 | 5 | 2 | 0 | 0 | 0 | 2 | 0 | 68 | 100 | 1.69 | 1.125 |
| 88 Josh Outman, L<br>ERA: 2.86 | (6, 1) | 0.2 | | 1 | 0 | 0 | 0 | 0 | 0 | 0 | 0 | 0 | 0 | 0 | 1 | 2 | 0.00 | 0.000 |
| 53 Esmil Rogers, R<br>ERA: 5.31 | (7, 1) | 0.1 | | 4 | 2 | 3 | 3 | 0 | 1 | 0 | 0 | 0 | 0 | 0 | 6 | 12 | 81.00 | 9.000 |
| 57 Rich Hill, L<br>ERA: 3.86 | (7, 1) | 0.0 | | 2 | 2 | 0 | 0 | 0 | 0 | 0 | 0 | 0 | 0 | 0 | 4 | 6 | ∞ | ∞ |
| 41 David Phelps, R<br>ERA: 4.35 | (7, 1) | 0.2 | | 2 | 0 | 1 | 1 | 0 | 0 | 0 | 0 | 0 | 0 | 0 | 3 | 6 | 13.50 | 0.000 |

| PITCHER | | IP | WLS | BF | H | R | ER | SO | BB | IBB | HBP | BLK | WP | HR | S | P | ERA | WHIP |
|---|---|---|---|---|---|---|---|---|---|---|---|---|---|---|---|---|---|---|
| 55 David Huff, L<br>ERA: 3.54 | (8, 1) | 1.0 | | 3 | 0 | 0 | 0 | 0 | 1 | 0 | 0 | 0 | 0 | 0 | 3 | 10 | 0.00 | 1.000 |

# New York Yankees @ Tampa Bay Rays

Tropicana Field, St. Petersburg, FL

Wed Sep 17 2014, 7:12 PM - 10:08 PM EDT

Att. 26,332 - Dome - 72 F

TOP

livebaseballscorecards.com

| Batter | 1 | 2 | 3 | 4 | 5 | 6 | 7 | 8 | 9 | AB | R | H | RBI | BB | SO | LOB |
|---|---|---|---|---|---|---|---|---|---|---|---|---|---|---|---|---|
| 22 Jacoby Ellsbury, L (1, 10)<br>OBP: 0.329, SLG: 0.414 | C FF 92<br>C KC 81<br>T CH 87<br>0-2<br>K | | | B KC 79<br>F FF 92<br>X CH 87<br>1-1<br>34 G3-1 2 S 1B | S CH 87<br>X CH 88<br>0-1<br>L1-6-3 | | S SL 77<br>S SL 77<br>B SL 79<br>X SL 79<br>1-2<br>G2-3 | | | 4 | 0 | 1 | 0 | 0 | 1 | 1 |
| 2 Derek Jeter, R (1, 6)<br>OBP: 0.298, SLG: 0.297 | X FF 92<br>0-0<br>B1-3 | | | 1 SAFE<br>T FF 91<br>F CH 86<br>1 SAFE<br>B CH 87<br>F CH 87<br>X FF 92<br>1-2<br>G1-3<br>1-2 | | X FF 91<br>0-0<br>25 BB 34 BB 11 SF9 1B | X FF 90<br>0-0<br>G4-3 | | | 4 | 1 | 1 | 0 | 0 | 0 | 1 |
| 34 Brian McCann, L (1, 2)<br>OBP: 0.289, SLG: 0.399 | B KC 80<br>C FF 91<br>X CH 87<br>1-1<br>G6-3 | | | C KC 81<br>X CH 88<br>0-1<br>G3-1<br>2-3 | | L FF 91<br>F CH 85<br>B FF 91<br>B KC 83<br>B CH 87<br>B FF 92<br>4-2<br>12 BB 25 BB<br>1-2<br>BB | | C CU 78<br>X CU 77<br>0-1<br>L9 | | 3 | 0 | 0 | 0 | 1 | 0 | 1 |
| 25 Mark Teixeira, S (1, 3)<br>OBP: 0.320, SLG: 0.398 | | C FF 91<br>X CH 87<br>0-1<br>G4-3 | | D CH 88<br>T CH 86<br>X CH 88<br>1-1<br>G6-3 | | C FF 91<br>B FF 92<br>S CH 87<br>B CH 88<br>F CH 88<br>F CH 86<br>B FF 91<br>F CH 87<br>B FF 92<br>4-2<br>12 BB<br>1-2<br>2-3<br>BB | | B FF 90<br>C FF 90<br>S CU 82<br>C SL 82<br>1-3<br>K | | 3 | 0 | 0 | 0 | 1 | 1 | 1 |
| 24 Chris Young, R (1, 7)<br>OBP: 0.294, SLG: 0.392 | | F FF 92<br>S CH 87<br>B CH 86<br>B CH 87<br>X KC 82<br>2-2<br>F8 | | | H KC 80<br>1-0<br>12 2B HBP | S CH 87<br>C FF 92<br>B CH 88<br>B CH 88<br>B CH 87<br>F FF 92<br>X FF 91<br>3-2<br>P2 | | C SL 84<br>B FF 91<br>B SL 83<br>C SL 85<br>B SL 83<br>X FF 91<br>3-2<br>G6-3 | | 3 | 1 | 0 | 0 | 0 | 0 | 3 |
| 11 Brett Gardner, L (1, 8)<br>OBP: 0.333, SLG: 0.426 | | C KC 80<br>X FF 91<br>0-1<br>F9 | | | 1 SAFE<br>B SI 90<br>B CH 86<br>F CH 86<br>1 SAFE<br>X FF 91<br>2-1<br>F7 | B KC 81<br>B FF 91<br>B CH 88<br>X FF 90<br>3-0<br>SF9<br>3-H | | | C CU 75<br>B FS 81<br>B FF 89<br>C FF 89<br>X FF 90<br>2-2<br>F7 | 3 | 0 | 0 | 1 | 0 | 0 | 1 |
| 12 Chase Headley, S (1, 5)<br>OBP: 0.318, SLG: 0.361 | | | B KC 80<br>F CH 86<br>B CH 87<br>F CH 87<br>B FF 92<br>S CH 87<br>3-3<br>K | C KC 80<br>1 SAFE<br>B CH 86<br>X CH 86<br>1-1<br>31 G4-3 17 2B 2B<br>1-H | B FF 92<br>B FF 91<br>C FF 91<br>D CH 87<br>F FF 91<br>B FF 91<br>4-2<br>1-2<br>2-3<br>BB | | | C FF 89<br>F FS 84<br>F FF 90<br>S FS 82<br>0-3<br>K | 3 | 1 | 1 | 1 | 1 | 2 | 0 |
| 31 Ichiro Suzuki, L (1, 9)<br>OBP: 0.318, SLG: 0.327 | | | C FF 91<br>B CH 88<br>B FF 92<br>F FF 91<br>X CH 87<br>2-2<br>G6-3 | B CH 86<br>B FF 90<br>X FF 91<br>2-0<br>G4-3<br>2-3 | B FF 90<br>B FF 91<br>F FF 91<br>F CH 87<br>F FF 91<br>X CH 87<br>2-2<br>G1-3 | | | F CU 78<br>C FS 82<br>B FF 89<br>S FF 90<br>1-3<br>K | 4 | 0 | 0 | 0 | 0 | 1 | 4 |
| 17 Brendan Ryan, R (1, 4)<br>OBP: 0.240, SLG: 0.237 | | | B KC 81<br>B FF 90<br>S FF 91<br>B FF 92<br>T FF 92<br>S CH 88<br>3-3<br>K | F FF 92<br>X FF 92<br>0-1 | | F FF 88<br>B CH 78<br>F SL 77<br>X FF 90<br>1-2<br>G6-3 | | | 3 | 0 | 1 | 1 | 0 | 1 | 0 |
| Inning Stats | R: 0<br>E: 0<br>K: 1<br>S: 6<br>H: 0<br>LOB: 0<br>BB: 0<br>P: 7 | R: 0<br>E: 0<br>K: 0<br>S: 7<br>H: 0<br>LOB: 0<br>BB: 0<br>P: 9 | R: 0<br>E: 0<br>K: 2<br>S: 9<br>H: 0<br>LOB: 0<br>BB: 0<br>P: 17 | R: 0<br>E: 0<br>K: 0<br>S: 10<br>H: 1<br>LOB: 1<br>BB: 0<br>P: 13 | R: 2<br>E: 0<br>K: 0<br>S: 9<br>H: 2<br>LOB: 1<br>BB: 0<br>P: 15 | R: 1<br>E: 0<br>K: 0<br>S: 19<br>H: 1<br>LOB: 3<br>BB: 3<br>P: 39 | R: 0<br>E: 0<br>K: 0<br>S: 7<br>H: 0<br>LOB: 0<br>BB: 0<br>P: 9 | R: 0<br>E: 0<br>K: 1<br>S: 8<br>H: 0<br>LOB: 0<br>BB: 0<br>P: 12 | R: 0<br>E: 0<br>K: 2<br>S: 10<br>H: 0<br>LOB: 0<br>BB: 0<br>P: 13 | 1B: 2<br>2B: 2<br>3B: 0<br>HR: 0<br>SF: 1<br>SAC: 0<br>DP: 0<br>HBP: 1 | | | | | | |

| | AB | 30 |
|---|---|---|
| | R | 3 |
| | H | 4 |
| | RBI | 3 |
| | BB | 3 |
| | SO | 6 |
| | LOB | 12 |

WP: 0 PB: 0 SB: 1 CS: 0 PA: 35

| PITCHER | | IP | WLS | BF | H | R | ER | SO | BB | IBB | HBP | BLK | WP | HR | S | P | ERA | WHIP |
|---|---|---|---|---|---|---|---|---|---|---|---|---|---|---|---|---|---|---|
| 53 Alex Cobb, R<br>ERA: 2.82 | (1, 1) | 6.0 | L | 26 | 4 | 3 | 3 | 3 | 3 | 0 | 1 | 0 | 0 | 0 | 60 | 100 | 4.50 | 1.167 |
| 34 C.J. Riefenhauser, L<br>ERA: 7.36 | (7, 1) | 0.2 | | 2 | 0 | 0 | 0 | 0 | 0 | 0 | 0 | 0 | 0 | 0 | 6 | 8 | 0.00 | 0.000 |
| 50 Grant Balfour, R<br>ERA: 5.22 | (7, 1) | 1.1 | | 4 | 0 | 0 | 0 | 1 | 0 | 0 | 0 | 0 | 0 | 0 | 9 | 13 | 0.00 | 0.000 |
| 62 Joel Peralta, R<br>ERA: 4.37 | (9, 1) | 1.0 | | 3 | 0 | 0 | 0 | 2 | 0 | 0 | 0 | 0 | 0 | 0 | 10 | 13 | 0.00 | 0.000 |

| PITCHER | | IP | WLS | BF | H | R | ER | SO | BB | IBB | HBP | BLK | WP | HR | S | P | ERA | WHIP |
|---|---|---|---|---|---|---|---|---|---|---|---|---|---|---|---|---|---|---|

| Batter | 1 | 2 | 3 | 4 | 5 | 6 | 7 | 8 | 9 | AB | R | H | RBI | BB | SO | LOB |
|---|---|---|---|---|---|---|---|---|---|---|---|---|---|---|---|---|
| 18 Ben Zobrist, S (1, 6)<br>OBP: 0.353, SLG: 0.394 | C FC 91<br>C CU 80<br>B SI 92<br>X FC 91<br>1-2<br>7<br>FC4-6<br>1B | | | B CU 79<br>C CU 79<br>X FC 91<br>1-1 ①<br>G4-3 | | C SI 88<br>B SI 91<br>F CU 80<br>F FC 92<br>X CU 80<br>1-2 ①<br>G4-3 | | C FF 97<br>B KC 82<br>C KC 82<br>B FF 97<br>X SV 85<br>2-2 ②<br>G6-3<br>1-3 | | 4 | 0 | 1 | 0 | 0 | 0 | 1 |
| 7 David DeJesus, L (1, 10)<br>OBP: 0.357, SLG: 0.427 | X SI 91<br>0-0 ①<br>FC4-6<br>3<br>CS<br>1-2f | | | C FC 91<br>C CU 81<br>B CU 80<br>B FF 94<br>F SI 92<br>B FC 92<br>X SI 93<br>3-2 ②<br>G3 | | X SI 91<br>0-0<br>3<br>G6-3<br>3B | | B FF 97<br>C KC 83<br>B FF 98<br>C FF 98<br>F SV 85<br>C SV 86<br>2-3 ③<br>K | | 4 | 1 | 1 | 0 | 0 | 1 | 3 |
| 3 Evan Longoria, R (1, 5)<br>OBP: 0.320, SLG: 0.407 | C CU 80<br>B FC 90<br>C FC 93<br>S SI 93<br>1-3 ② ③<br>K<br>1-2 | | | F FC 91<br>X FC 93<br>0-1<br>HR | | X SI 91<br>0-0 ②<br>G6-3<br>3-H | | | B FC 91<br>B FC 90<br>F FC 90<br>S FC 91<br>C KC 83<br>2-3 ①<br>K | 4 | 1 | 1 | 2 | 0 | 2 | 1 |
| 21 James Loney, L (1, 3)<br>OBP: 0.336, SLG: 0.382 | | F FC 90<br>B FC 92<br>X CU 81<br>1-1 ①<br>L8 | | B CU 81<br>C CU 81<br>F SI 93<br>X FC 94<br>1-2 ③<br>G5-3 | | S CU 81<br>F FC 92<br>X FC 92<br>0-2 ③<br>G1-3 | | | C FC 91<br>B FC 92<br>B KC 84<br>F FC 91<br>B FC 94<br>X FC 92<br>3-2 ②<br>G4-3 | 4 | 0 | 0 | 0 | 0 | 0 | 0 |
| 9 Wil Myers, R (1, 9)<br>OBP: 0.298, SLG: 0.327 | | B SI 92<br>X SI 92<br>1-0 ②<br>G6-3 | | | B FC 90<br>B FC 90<br>C SI 92<br>C CU 80<br>F SI 92<br>B SI 93<br>X SI 92<br>3-2 ①<br>G6-3 | | C CU 79<br>F FC 91<br>S FC 93<br>0-3 ①<br>K | | X FC 92<br>0-0<br>1B | 4 | 0 | 1 | 0 | 0 | 1 | 0 |
| 2 Nick Franklin, S (1, 4)<br>OBP: 0.217, SLG: 0.218 | | F FC 91<br>S FC 91<br>B SI 93<br>X FC 91<br>1-2 ③<br>P5 | | | C CU 80<br>F FC 90<br>B CU 81<br>X FC 92<br>1-2<br>24<br>S<br>1B | | C FC 90<br>F CU 79<br>S FC 93<br>0-3 ②<br>K | | F FC 92<br>S KC 84<br>T KC 84<br>0-2 ③<br>K | 4 | 0 | 1 | 0 | 0 | 2 | 1 |
| 20 Matt Joyce, L (1, 7)<br>OBP: 0.350, SLG: 0.382 | | | S SI 91<br>B SI 90<br>B CU 80<br>B FC 92<br>X SI 92<br>3-1 ①<br>L8 | | C FC 91<br>D CU 82<br>B SI 92<br>X FC 91<br>2-1 ②<br>P5 | | S CU 80<br>F FC 91<br>S FC 93<br>0-3 ③<br>K | | | 3 | 0 | 0 | 0 | 0 | 1 | 1 |
| 24 Ryan Hanigan, R (1, 2)<br>OBP: 0.325, SLG: 0.343<br>5 Brandon Guyer, R (8, PR)<br>OBP: 0.338, SLG: 0.374<br>59 Curt Casali, R (9, 2)<br>OBP: 0.247, SLG: 0.188 | | | C SI 93<br>B SI 91<br>C FC 93<br>F SI 92<br>F CU 82<br>B FC 92<br>B CU 82<br>X SI 94<br>3-2 ②<br>G5-3 | | 1 SAFE<br>C FC 91<br>B SI 92<br>C SI 92<br>1 SAFE<br>B FC 92<br>B CU 80<br>B FC 93<br>4-2<br>1-2<br>BB | | | C FF 96<br>C KC 81<br>B KC 82<br>B FF 96<br>B KC 82<br>F FF 98<br>B FF 98<br>4-2<br>18<br>G6-3<br>18<br>S<br>BB | | 1<br>0<br>0 | 0<br>0<br>0 | 0<br>0<br>0 | 0<br>0<br>0 | 2<br>0<br>0 | 0<br>0<br>0 | 0<br>0<br>0 |
| 39 Kevin Kiermaier, L (1, 8)<br>OBP: 0.311, SLG: 0.448 | | | B SI 93<br>F FC 92<br>X CU 82<br>1-1 ③<br>G4-3 | | X CU 82<br>0-0 ③<br>G3-1 | | | B FF 96<br>C KC 81<br>1 SAFE<br>F KC 82<br>F SV 84<br>S SV 85<br>1-3 ①<br>K | | 3 | 0 | 0 | 0 | 0 | 1 | 3 |
| Inning Stats | R: 0<br>E: 0<br>K: 1<br>S: 7<br>H: 1<br>LOB: 0<br>BB: 0<br>P: 9 | R: 0<br>E: 0<br>K: 0<br>S: 6<br>H: 0<br>LOB: 0<br>BB: 0<br>P: 9 | R: 0<br>E: 0<br>K: 0<br>S: 9<br>H: 0<br>LOB: 0<br>BB: 0<br>P: 16 | R: 1<br>E: 0<br>K: 0<br>S: 11<br>H: 1<br>LOB: 0<br>BB: 0<br>P: 16 | R: 0<br>E: 0<br>K: 0<br>S: 12<br>H: 1<br>LOB: 2<br>BB: 1<br>P: 22 | R: 1<br>E: 0<br>K: 0<br>S: 9<br>H: 1<br>LOB: 0<br>BB: 0<br>P: 10 | R: 0<br>E: 0<br>K: 3<br>S: 9<br>H: 0<br>LOB: 0<br>BB: 0<br>P: 9 | R: 0<br>E: 0<br>K: 2<br>S: 14<br>H: 0<br>LOB: 2<br>BB: 1<br>P: 23 | R: 0<br>E: 0<br>K: 2<br>S: 10<br>H: 1<br>LOB: 1<br>BB: 0<br>P: 15 | 1B: 3<br>2B: 0<br>3B: 1<br>HR: 1 | SF: 0<br>SAC: 0<br>DP: 0<br>HBP: 0 | | WP: 0<br>PB: 0<br>SB: 2<br>CS: 1 | | PA: 33 | |

| PITCHER | | IP | WLS | BF | H | R | ER | SO | BB | IBB | HBP | BLK | WP | HR | S | P | ERA | WHIP |
|---|---|---|---|---|---|---|---|---|---|---|---|---|---|---|---|---|---|---|
| 38 Brandon McCarthy, R<br>ERA: 3.93 | (1, 1) | 7.0 | W | 25 | 4 | 2 | 2 | 4 | 1 | 0 | 0 | 0 | 0 | 1 | 63 | 91 | 2.57 | 0.714 |
| 68 Dellin Betances, R<br>ERA: 1.33 | (8, 1) | 1.0 | H | 4 | 0 | 0 | 0 | 2 | 1 | 0 | 0 | 0 | 0 | 0 | 14 | 23 | 0.00 | 1.000 |
| 30 David Robertson, R<br>ERA: 2.88 | (9, 1) | 1.0 | S | 4 | 1 | 0 | 0 | 2 | 0 | 0 | 0 | 0 | 0 | 0 | 10 | 15 | 0.00 | 1.000 |

| PITCHER | IP | WLS | BF | H | R | ER | SO | BB | IBB | HBP | BLK | WP | HR | S | P | ERA | WHIP |
|---|---|---|---|---|---|---|---|---|---|---|---|---|---|---|---|---|---|

# BOTTOM

## New York Yankees @ Tampa Bay Rays

Tropicana Field, St. Petersburg, FL

Wed Sep 17 2014, 7:12 PM - 10:08 PM EDT

Att. 26,332 - Dome - 72 F

livebaseballscorecards.com

| | |
|---|---|
| AB | 31 |
| R | 2 |
| H | 5 |
| RBI | 2 |
| BB | 2 |
| SO | 8 |
| LOB | 10 |

| Batter | 1 | 2 | 3 | 4 | 5 | 6 | 7 | 8 | 9 | AB | R | H | RBI | BB | SO | LOB |
|---|---|---|---|---|---|---|---|---|---|---|---|---|---|---|---|---|
| 1 Adam Eaton, L (1, 8)<br>OBP: 0.362, SLG: 0.400 | C FF 88<br>X CU 73<br>0-1<br>G4-3 | F FF 89<br>X FF 89<br>0-1<br>G6-3 | | | C CH 80<br>B FF 89<br>X FF 89<br>1-1<br>10 1B<br>79 1B<br>1-3<br>2B | B SL 78<br>F FF 91<br>F SI 92<br>F SL 82<br>S FS 83<br>1-3<br>K | | C FC 86<br>F CU 74<br>S SI 91<br>0-3<br>K | | 5 | 1 | 1 | 0 | 0 | 2 | 3 |
| 10 Alexei Ramirez, R (1, 6)<br>OBP: 0.310, SLG: 0.415 | C FF 89<br>B FF 88<br>F CH 78<br>X CU 77<br>1-2<br>79 HBP<br>1B | | C FF 89<br>B FF 89<br>B FF 90<br>X CH 80<br>2-1<br>F7 | | D SI 88<br>X FF 90<br>1-0<br>12 FC3-6<br>79 1B<br>26 2B<br>2-3<br>3-H<br>1B | B SI 92<br>S FS 83<br>X SI 91<br>1-1<br>2-H<br>1B | | | F FF 90<br>F FF 91<br>B FF 92<br>F SL 85<br>X FF 91<br>1-2<br>F8 | 5 | 1 | 3 | 1 | 0 | 0 | 0 |
| 79 José Abreu, R (1, 10)<br>OBP: 0.385, SLG: 0.593 | F FF 88<br>B FF 90<br>H FF 88<br>2-1<br>26 FC6-4<br>1-2<br>HBP | | B CH 79<br>F SI 89<br>B CU 75<br>B CU 75<br>F FF 90<br>X FF 91<br>3-2<br>F9 | | S CH 80<br>B FF 90<br>X FF 90<br>1-1<br>12 FC3-6<br>1-2<br>3-H<br>1B | I IN 55<br>I IN 57<br>I IN 55<br>I IN 58<br>4-0<br>IBB | | | B SL 84<br>S SL 86<br>S FF 92<br>B FF 92<br>B SL 86<br>B FF 92<br>4-2<br>BB | 2 | 0 | 1 | 1 | 2 | 0 | 0 |
| 12 Conor Gillaspie, L (1, 5)<br>OBP: 0.339, SLG: 0.424 | C CU 73<br>B FF 90<br>B CH 80<br>B CH 80<br>X CH 80<br>3-1<br>F1 | | B FF 90<br>F SI 89<br>B CH 78<br>B FF 88<br>X FF 89<br>3-1<br>F8 | | C FF 88<br>F FF 90<br>X CU 77<br>0-2<br>FC3-6<br>26 2B<br>1-2f<br>2-3 | C SL 77<br>C SL 77<br>B FF 90<br>B SL 77<br>F SL 79<br>F FF 90<br>B FF 90<br>S SL 79<br>3-3<br>K | | | X FF 91<br>0-0<br>F8 | 5 | 1 | 0 | 0 | 0 | 1 | 7 |
| 26 Avisaíl García, R (1, 9)<br>OBP: 0.314, SLG: 0.413 | F CU 76<br>B CH 78<br>X CH 80<br>1-1<br>FC6-4<br>1-2f | | | B FF 89<br>B FF 89<br>F FF 90<br>X CU 74<br>2-1<br>L7 | X CU 76<br>0-0<br>51 WP<br>1-H<br>3-H<br>2B | | C FF 93<br>B FS 83<br>B FF 93<br>S FF 92<br>F FF 92<br>B FF 93<br>S FF 93<br>3-3<br>K | | S SL 85<br>T FF 91<br>C FF 92<br>0-3<br>K | 5 | 0 | 1 | 2 | 0 | 2 | 3 |
| 14 Paul Konerko, R (1, 3)<br>OBP: 0.267, SLG: 0.337<br>38 Andy Wilkins, L (7, 3)<br>OBP: 0.118, SLG: 0.121 | | C FF 88<br>C FF 89<br>F CH 79<br>B FF 90<br>B FF 90<br>S CH 80<br>2-3<br>K | | B CU 70<br>F FF 90<br>F CU 76<br>X FF 90<br>1-2<br>G4-3 | B FF 92<br>S SL 80<br>C FF 91<br>B FS 82<br>F SL 82<br>S SL 82<br>2-3<br>K | | F FF 93<br>X FF 93<br>0-1<br>P5 | | | 4<br>0 | 0<br>0 | 0<br>0 | 0<br>0 | 0<br>0 | 2<br>0 | 1<br>0 |
| 51 Michael Taylor, R (1, 7)<br>OBP: 0.370, SLG: 0.304 | | B CU 74<br>B CU 71<br>C CH 80<br>C FF 90<br>X CH 80<br>2-2<br>L5 | | C CU 75<br>B FF 90<br>S CH 80<br>B CU 76<br>F FF 90<br>X CH 78<br>2-2<br>36 WP<br>1B | C FS 83<br>B SI 92<br>B SL 82<br>F FS 81<br>B SL 85<br>F FF 91<br>F FF 91<br>F FF 92<br>B FS 80<br>4-2<br>2-3<br>BB | | B FS 83<br>C SL 82<br>C FF 93<br>F FF 93<br>S FF 93<br>1-3<br>K | | | 3 | 0 | 1 | 0 | 1 | 1 | 0 |
| 36 Josh Phegley, R (1, 2)<br>OBP: 0.105, SLG: 0.167 | | F CH 78<br>F CH 79<br>X FF 91<br>0-2<br>2B | | F FF 89<br>C FF 89<br>B CU 76<br>B FC 89<br>X CU 78<br>2-2<br>G1-3<br>1-2 | X SL 81<br>0-0<br>P5 | | | S FC 92<br>S FC 92<br>F FC 93<br>C FF 92<br>0-3<br>K | | 4 | 0 | 1 | 0 | 0 | 1 | 3 |
| 5 Marcus Semien, R (1, 4)<br>OBP: 0.293, SLG: 0.345 | | D CU 76<br>B CH 78<br>B CH 81<br>C FC 89<br>F FF 89<br>F FC 89<br>F CH 80<br>B FF 91<br>4-2<br>BB | | | C CH 77<br>B CU 75<br>B FF 89<br>S FF 89<br>B CH 79<br>B FF 89<br>4-2<br>1<br>2B<br>10 1B<br>BB | C SL 82<br>B FS 82<br>F FS 82<br>F SI 92<br>F SL 83<br>F SL 84<br>F FF 92<br>X SI 92<br>1-2<br>10 1B<br>2B | | B SL 83<br>C SL 81<br>F FF 93<br>X FF 93<br>1-2<br>F9 | | 2 | 1 | 1 | 0 | 2 | 0 | 0 |
| Inning Stats | R: 0<br>E: 0<br>K: 0<br>S: 10<br>H: 1<br>LOB: 2<br>BB: 0<br>P: 17 | R: 0<br>E: 0<br>K: 1<br>S: 16<br>H: 1<br>LOB: 2<br>BB: 1<br>P: 24 | R: 0<br>E: 0<br>K: 0<br>S: 7<br>H: 0<br>LOB: 0<br>BB: 0<br>P: 15 | R: 0<br>E: 0<br>K: 0<br>S: 12<br>H: 1<br>LOB: 1<br>BB: 0<br>P: 19 | R: 4<br>E: 0<br>K: 1<br>S: 21<br>H: 4<br>LOB: 2<br>BB: 2<br>P: 34 | R: 0<br>E: 0<br>K: 2<br>S: 18<br>H: 2<br>LOB: 2<br>BB: 1<br>P: 28 | R: 0<br>E: 0<br>K: 2<br>S: 10<br>H: 0<br>LOB: 0<br>BB: 0<br>P: 14 | R: 0<br>E: 0<br>K: 2<br>S: 10<br>H: 0<br>LOB: 0<br>BB: 0<br>P: 11 | R: 0<br>E: 0<br>K: 1<br>S: 10<br>H: 0<br>LOB: 1<br>BB: 1<br>P: 15 | 1B: 5<br>2B: 4<br>3B: 0<br>HR: 0<br>SF: 0<br>SAC: 0<br>DP: 0<br>HBP: 1 | | | | | | |

| PITCHER | | IP | WLS | BF | H | R | ER | SO | BB | IBB | HBP | BLK | WP | HR | S | P | ERA | WHIP |
|---|---|---|---|---|---|---|---|---|---|---|---|---|---|---|---|---|---|---|
| 58 Jeremy Hellickson, R<br>ERA: 3.96 | (1, 1) | 4.1 | L | 23 | 7 | 4 | 4 | 1 | 2 | 0 | 1 | 0 | 1 | 0 | 56 | 93 | 8.31 | 2.077 |
| 47 Brandon Gomes, R<br>ERA: 3.34 | (5, 1) | 1.1 | | 7 | 2 | 0 | 0 | 2 | 1 | 1 | 0 | 0 | 1 | 0 | 23 | 36 | 0.00 | 2.250 |
| 34 C.J. Riefenhauser, L<br>ERA: 6.75 | (6, 1) | 0.1 | | 1 | 0 | 0 | 0 | 1 | 0 | 0 | 0 | 0 | 0 | 0 | 5 | 8 | 0.00 | 0.000 |
| 54 Steve Geltz, R<br>ERA: 2.57 | (7, 1) | 1.2 | | 5 | 0 | 0 | 0 | 3 | 0 | 0 | 0 | 0 | 0 | 0 | 17 | 22 | 0.00 | 0.000 |
| 38 Jeff Beliveau, L<br>ERA: 1.64 | (8, 1) | 0.1 | | 1 | 0 | 0 | 0 | 1 | 0 | 0 | 0 | 0 | 0 | 0 | 3 | 3 | 0.00 | 0.000 |

| PITCHER | | IP | WLS | BF | H | R | ER | SO | BB | IBB | HBP | BLK | WP | HR | S | P | ERA | WHIP |
|---|---|---|---|---|---|---|---|---|---|---|---|---|---|---|---|---|---|---|
| 50 Grant Balfour, R<br>ERA: 5.13 | (9, 1) | 1.0 | | 4 | 0 | 0 | 0 | 1 | 1 | 0 | 0 | 0 | 0 | 0 | 10 | 15 | 0.00 | 1.000 |

# TOP

## Chicago White Sox @ Tampa Bay Rays

Tropicana Field, St. Petersburg, FL

Fri Sep 19 2014, 7:11 PM - 10:40 PM EDT

Att. 17,540 - Dome - 72 F

livebaseballscorecards.com

| | |
|---|---|
| AB | 35 |
| R | 4 |
| H | 9 |
| RBI | 4 |
| BB | 5 |
| SO | 9 |
| LOB | 17 |

| | | | |
|---|---|---|---|
| WP: 2 | PA: 41 | | |
| PB: 0 | | | |
| SB: 0 | | | |
| CS: 0 | | | |

# BOTTOM

## Chicago White Sox @ Tampa Bay Rays

Tropicana Field, St. Petersburg, FL

Fri Sep 19 2014, 7:11 PM - 10:40 PM EDT

Att. 17,540 - Dome - 72 F

livebaseballscorecards.com

| Batter | 1 | 2 | 3 | 4 | 5 | 6 | 7 | 8 | 9 | AB | R | H | RBI | BB | SO | LOB |
|---|---|---|---|---|---|---|---|---|---|---|---|---|---|---|---|---|
| 18 Ben Zobrist, S (1, 7)<br>OBP: 0.352, SLG: 0.393 | G6-3 | FC6-4<br>1-2f | | | F9 | | 1-H<br>1B | | | 4 | 0 | 1 | 0 | 0 | 0 | 1 |
| 5 Brandon Guyer, R (1, 10)<br>OBP: 0.333, SLG: 0.368 | G5-3 | | B2-3 | | K | | | K | | 4 | 0 | 0 | 0 | 0 | 2 | 0 |
| 3 Evan Longoria, R (1, 5)<br>OBP: 0.319, SLG: 0.406 | 9<br>E<br>11<br>2B<br>1B | | F9 | | F9 | | | P6 | | 4 | 1 | 1 | 0 | 0 | 0 | 0 |
| 9 Wil Myers, R (1, 9)<br>OBP: 0.295, SLG: 0.322 | E4<br>11<br>2B<br>1-3 | | K2-3 | | | F7 | | K | | 4 | 1 | 0 | 0 | 0 | 2 | 1 |
| 11 Logan Forsythe, R (1, 4)<br>OBP: 0.296, SLG: 0.343<br>20 Matt Joyce, L (9, PH)<br>OBP: 0.350, SLG: 0.382<br>24 Ryan Hanigan, R (9, PH)<br>OBP: 0.324, SLG: 0.341 | 2-H<br>3-H<br>2B | | | HR | | L9 | | | F9 | 3<br>0<br>1 | 1<br>0<br>0 | 2<br>0<br>0 | 3<br>0<br>0 | 0<br>0<br>0 | 0<br>0<br>0 | 0<br>0<br>0 |
| 11 Yunel Escobar, R (1, 6)<br>OBP: 0.321, SLG: 0.339<br>2 Nick Franklin, S (9, PR)<br>OBP: 0.217, SLG: 0.218 | L6 | | | 21<br>1B<br>1B | | K | | | 21<br>WP<br>1B | 4<br>0 | 0<br>0 | 2<br>0 | 0<br>0 | 0<br>0 | 1<br>0 | 1<br>0 |
| 21 James Loney, L (1, 3)<br>OBP: 0.335, SLG: 0.382 | | K | | 28<br>1B<br>1-3<br>1B | | | L5 | | K2-3<br>1-2 | 4 | 0 | 1 | 0 | 0 | 2 | 1 |
| 28 José Molina, R (1, 2)<br>OBP: 0.232, SLG: 0.187<br>7 David DeJesus, L (9, PH)<br>OBP: 0.360, SLG: 0.427 | | K | | 39<br>L1-3<br>1-2<br>1B | | | G5-3 | | HBP | 3<br>0 | 0<br>0 | 1<br>0 | 0<br>0 | 0<br>0 | 1<br>0 | 0<br>0 |
| 39 Kevin Kiermaier, L (1, 8)<br>OBP: 0.314, SLG: 0.449 | | 18<br>FC6-4<br>1B | | L1-3<br>1-1 | | | 18<br>1B<br>18<br>1B<br>1B | | K2-3 | 4 | 0 | 2 | 0 | 0 | 1 | 4 |

| | AB | 35 |
|---|---|---|
| | R | 3 |
| | H | 10 |
| | RBI | 3 |
| | BB | 0 |
| | SO | 9 |
| | LOB | 8 |

| Inning Stats | 1 | 2 | 3 | 4 | 5 | 6 | 7 | 8 | 9 | | | |
|---|---|---|---|---|---|---|---|---|---|---|---|---|
| | R: 2<br>E: 1<br>K: 0<br>S: 14 | H: 2<br>LOB: 1<br>BB: 0<br>P: 22 | R: 0<br>E: 0<br>K: 2<br>S: 13 | H: 1<br>LOB: 1<br>BB: 0<br>P: 17 | R: 0<br>E: 0<br>K: 1<br>S: 6 | H: 0<br>LOB: 0<br>BB: 0<br>P: 7 | R: 1<br>E: 0<br>K: 0<br>S: 11 | H: 4<br>LOB: 1<br>BB: 0<br>P: 20 | R: 0<br>E: 0<br>K: 1<br>S: 5 | H: 0<br>LOB: 0<br>BB: 0<br>P: 10 | R: 0<br>E: 0<br>K: 1<br>S: 8 | H: 0<br>LOB: 0<br>BB: 0<br>P: 14 |
| | R: 0<br>E: 0<br>K: 0<br>S: 8 | H: 2<br>LOB: 2<br>BB: 0<br>P: 11 | R: 0<br>E: 0<br>K: 2<br>S: 10 | H: 0<br>LOB: 0<br>BB: 0<br>P: 15 | R: 0<br>E: 0<br>K: 2<br>S: 12 | H: 1<br>LOB: 2<br>BB: 0<br>P: 18 | 1B: 8<br>2B: 2<br>3B: 0<br>HR: 1 | SF: 0<br>SAC: 0<br>DP: 1<br>HBP: 1 | WP: 1<br>PB: 0<br>SB: 0<br>CS: 0 | PA: 36 | | |

| PITCHER | | IP | WLS | BF | H | R | ER | SO | BB | IBB | HBP | BLK | WP | HR | S | P | ERA | WHIP |
|---|---|---|---|---|---|---|---|---|---|---|---|---|---|---|---|---|---|---|
| 62 Jose Quintana, L<br>ERA: 3.22 | (1, 1) | 7.1 | W | 29 | 9 | 3 | 1 | 6 | 0 | 0 | 0 | 0 | 0 | 1 | 68 | 104 | 1.23 | 1.227 |
| 52 Jake Petricka, R<br>ERA: 2.8 | (8, 1) | 0.2 | H | 2 | 0 | 0 | 0 | 1 | 0 | 0 | 0 | 0 | 0 | 0 | 7 | 12 | 0.00 | 0.000 |
| 53 Eric Surkamp, L<br>ERA: 5.57 | (9, 1) | 0.1 | H | 1 | 0 | 0 | 0 | 0 | 0 | 0 | 0 | 0 | 0 | 0 | 2 | 4 | 0.00 | 0.000 |
| 57 Zach Putnam, R<br>ERA: 1.98 | (9, 1) | 0.2 | S | 4 | 1 | 0 | 0 | 2 | 0 | 0 | 1 | 0 | 1 | 0 | 10 | 14 | 0.00 | 1.500 |

| PITCHER | IP | WLS | BF | H | R | ER | SO | BB | IBB | HBP | BLK | WP | HR | S | P | ERA | WHIP |
|---|---|---|---|---|---|---|---|---|---|---|---|---|---|---|---|---|---|

# Chicago White Sox @ Tampa Bay Rays

Tropicana Field, St. Petersburg, FL

Sat Sep 20 2014, 7:11 PM - 10:16 PM EDT

Att. 21,830 - Dome - 72 F

TOP

livebaseballscorecards.com

| Batter | 1 | 2 | 3 | 4 | 5 | 6 | 7 | 8 | 9 | AB | R | H | RBI | BB | SO | LOB |
|---|---|---|---|---|---|---|---|---|---|---|---|---|---|---|---|---|
| 1 Adam Eaton, L (1, 8) OBP: 0.361, SLG: 0.397 | C FF 93<br>F FF 94<br>X SL 87<br>0-2<br>E4<br>79<br>1B | B FF 95<br>B FF 93<br>B FF 94<br>C FF 93<br>B FF 92<br>4-1<br>10<br>G5-3<br>BB | B SL 83<br>X FF 93<br>1-0 ①<br>G4-3 | F FF 88<br>F CU 74<br>F SI 90<br>F SI 90<br>B CU 74<br>X CU 74<br>1-2 ②<br>G4-3 | | 3 | 0 | 0 | 0 | 1 | 0 | 0 |
| 10 Alexei Ramirez, R (1, 6) OBP: 0.308, SLG: 0.412 | B FF 93<br>1 SAFE<br>T FF 93<br>1 SAFE<br>F FF 94<br>F FF 94<br>1 SAFE<br>B FF 95<br>X SL 85<br>2-2 ①<br>F7 | C FF 94<br>1 SAFE<br>S SL 85<br>X SL 86<br>0-2 ②<br>G5-3<br>1-2 | B FF 93<br>X SL 85<br>1-0 ②<br>F7 | F CU 79<br>X CU 82<br>0-1 ③<br>G5-3 | | 4 | 0 | 0 | 0 | 0 | 0 | 2 |
| 79 José Abreu, R (1, 3) OBP: 0.386, SLG: 0.592 | S SL 86<br>1 SAFE<br>B FF 95<br>F SL 87<br>X FF 96<br>1-2<br>12<br>G4-3<br>1-3<br>1B | B FF 95<br>B SL 86<br>B SL 86<br>C SL 86<br>C FF 96<br>X SL 88<br>3-2 ③<br>G6-3 | C SL 85<br>C FF 96<br>B FF 97<br>B SL 88<br>X SL 86<br>2-2 ③<br>G6-3 | | | | | | B FF 94<br>S SI 94<br>S CU 78<br>B FF 96<br>F FF 95<br>B FF 96<br>B SI 96<br>4-2<br>5<br>DI<br>5<br>1B<br>BB | 3 | 1 | 1 | 0 | 1 | 0 | 1 |
| 12 Conor Gillaspie, L (1, 5) OBP: 0.339, SLG: 0.423<br>5 Marcus Semien, R (9, PH) OBP: 0.296, SLG: 0.348 | X FF 94<br>0-0 ② ③<br>G4-3<br>1-2f | | C FF 93<br>X SI 96<br>0-1 ①<br>G6-3 | | | | C FF 93<br>F SL 85<br>B FF 95<br>B FF 96<br>F FF 96<br>B SL 86<br>B SL 87<br>4-2<br>24<br>F7<br>26<br>BB<br>BB | | B FF 94<br>C SI 95<br>X FF 94<br>1-1<br>26<br>BB<br>1-H<br>1B | 2<br>1 | 0<br>0 | 0<br>1 | 0<br>1 | 1<br>0 | 0<br>0 | 2<br>0 |
| 26 Avisaíl García, R (1, 9) OBP: 0.325, SLG: 0.414 | | X FF 94<br>0-0 ①<br>G6-3 | X FF 94<br>0-0<br>24<br>L8-6-3<br>1B | | | | C SL 85<br>B FF 95<br>B FF 94<br>F SL 85<br>F FF 95<br>B FF 95<br>B FF 94<br>4-2<br>1-2<br>BB | | S FF 95<br>B SI 95<br>B SI 94<br>S FF 96<br>B FF 96<br>F FF 96<br>B SI 96<br>4-2<br>1-2<br>BB | 2 | 0 | 1 | 0 | 2 | 0 | 0 |
| 24 Dayan Viciedo, R (1, 7) OBP: 0.280, SLG: 0.407 | | B FF 94<br>B FF 95<br>F FF 94<br>B SL 85<br>F FF 94<br>F SL 88<br>B SL 86<br>4-2<br>BB | B SL 84<br>X SL 85<br>1-0 ② ③<br>L8-6-3<br>1-2 | | | | C FF 95<br>B FF 95<br>B FF 96<br>B FF 97<br>F FF 95<br>F FF 95<br>F FF 96<br>X FF 97<br>3-2 ①<br>F7<br>2-3 | | B SI 94<br>B SI 95<br>F FF 95<br>B SI 95<br>S FF 96<br>X SI 95<br>3-2 ①<br>L5 | 3 | 0 | 0 | 0 | 1 | 0 | 5 |
| 38 Andy Wilkins, L (1, 10) OBP: 0.108, SLG: 0.111<br>14 Paul Konerko, R (9, PH) OBP: 0.266, SLG: 0.335 | | X FF 93<br>0-0 ②<br>L9 | B FF 93<br>C FF 94<br>C CH 87<br>B FF 96<br>X CH 88<br>2-2 ①<br>F9 | | | | F CU 77<br>B FF 90<br>X FS 80<br>1-1 ②<br>P5 | | X FF 96<br>0-0 ②<br>F9 | 3<br>1 | 0<br>0 | 0<br>0 | 0<br>0 | 0<br>0 | 0<br>0 | 3<br>2 |
| 21 Tyler Flowers, R (1, 2) OBP: 0.299, SLG: 0.392 | | C FF 94<br>B FF 95<br>S FF 94<br>S FF 95<br>1-3 ③<br>K | B FF 95<br>S SI 94<br>B SL 88<br>C FF 96<br>S FF 96<br>2-3 ②<br>K | | | | S FF 89<br>F FF 90<br>B FF 91<br>F FF 90<br>X FS 82<br>1-2 ③<br>F7 | | S SI 96<br>B FF 96<br>T FF 95<br>S SI 96<br>1-3 ③<br>K | 4 | 0 | 0 | 0 | 0 | 3 | 5 |
| 77 Yolmer Sánchez, S (1, 4) OBP: 0.259, SLG: 0.289 | | | B FF 92<br>C FF 92<br>X FF 93<br>1-1 ①<br>L7 | F FF 95<br>B FF 96<br>F FF 95<br>S SL 89<br>1-3 ③<br>K2-3 | | | | C CU 74<br>S FS 81<br>B FS 82<br>S FS 81<br>1-3 ①<br>K | | 3 | 0 | 0 | 0 | 0 | 2 | 0 |

| | AB | R | H | RBI | BB | SO | LOB |
|---|---|---|---|---|---|---|---|
| | 29 | 1 | 3 | 1 | 6 | 5 | 20 |

| Inning Stats | 1 | 2 | 3 | 4 | 5 | 6 | 7 | 8 | 9 | 1B | SF | WP | PA |
|---|---|---|---|---|---|---|---|---|---|---|---|---|---|
| R | 0 | 0 | 0 | 0 | 0 | 0 | 0 | 0 | 1 | 3 | 0 | 0 | 35 |
| E | 1 | 0 | 0 | 0 | 0 | 0 | 0 | 0 | 0 | 1 | 0 | 0 | |
| K | 0 | 1 | 0 | 0 | 2 | 0 | 0 | 1 | 1 | 2 | 0 | 0 | |
| S | 11 | 8 | 9 | 4 | 9 | 5 | 18 | 10 | 15 | 3 | 0 | 0 | |
| H | 1 | 0 | 1 | 1 | 0 | 0 | 0 | 0 | 1 | HR | SAC | PB | |
| LOB | 1 | 1 | 1 | 0 | 0 | 0 | 2 | 0 | 2 | 0 | 0 | 0 | |
| BB | 0 | 1 | 1 | 0 | 0 | 0 | 2 | 0 | 2 | 2B | DP | SB | |
| P | 14 | 13 | 17 | 5 | 14 | 9 | 31 | 12 | 28 | 1 | 2 | 0 | |
| | | | | | | | | | | 3B | HBP | CS | |
| | | | | | | | | | | 0 | 0 | 0 | |

| PITCHER | | IP | WLS | BF | H | R | ER | SO | BB | IBB | HBP | BLK | WP | HR | S | P | ERA | WHIP |
|---|---|---|---|---|---|---|---|---|---|---|---|---|---|---|---|---|---|---|
| 22 Chris Archer, R<br>ERA: 3.42 | (1, 1) | 6.1 | W | 24 | 2 | 0 | 0 | 3 | 4 | 0 | 0 | 0 | 0 | 0 | 58 | 95 | 0.00 | 0.947 |
| 62 Joel Peralta, R<br>ERA: 4.3 | (7, 1) | 1.0 | H | 3 | 0 | 0 | 0 | 1 | 0 | 0 | 0 | 0 | 0 | 0 | 9 | 12 | 0.00 | 0.000 |
| 38 Jeff Beliveau, L<br>ERA: 1.61 | (8, 1) | 0.1 | H | 1 | 0 | 0 | 0 | 0 | 0 | 0 | 0 | 0 | 0 | 0 | 5 | 6 | 0.00 | 0.000 |
| 50 Grant Balfour, R<br>ERA: 5.1 | (8, 1) | 0.1 | H | 1 | 0 | 0 | 0 | 0 | 0 | 0 | 0 | 0 | 0 | 0 | 2 | 2 | 0.00 | 0.000 |
| 57 Jake McGee, L<br>ERA: 1.92 | (9, 1) | 1.0 | S | 6 | 1 | 1 | 1 | 1 | 2 | 0 | 0 | 0 | 0 | 0 | 15 | 28 | 9.00 | 3.000 |

| PITCHER | IP | WLS | BF | H | R | ER | SO | BB | IBB | HBP | BLK | WP | HR | S | P | ERA | WHIP |
|---|---|---|---|---|---|---|---|---|---|---|---|---|---|---|---|---|---|

# BOTTOM

## Chicago White Sox @ Tampa Bay Rays

Tropicana Field, St. Petersburg, FL

Sat Sep 20 2014, 7:11 PM - 10:16 PM EDT

Att. 21,830 - Dome - 72 F

livebaseballscorecards.com

| Batter | 1 | 2 | 3 | 4 | 5 | 6 | 7 | 8 | 9 | AB | R | H | RBI | BB | SO | LOB |
|---|---|---|---|---|---|---|---|---|---|---|---|---|---|---|---|---|
| 18 Ben Zobrist, S (1, 7)<br>OBP: 0.355, SLG: 0.394 | C SL 90<br>F FF 91<br>X CU 79<br>0-2 ①<br>G5-3 | | B CH 85<br>B CH 86<br>B FF 93<br>B FF 92<br>4-0<br>7<br>G5-4-3<br>BB | | F FF 92<br>X FF 93<br>0-1<br>1-2<br>2-H<br>1B | | C CU 78<br>B SL 90<br>B CU 78<br>F SL 89<br>X CU 77<br>2-2<br>1B | | | 3 | 0 | 2 | 1 | 1 | 0 | 0 |
| 7 David DeJesus, L (1, 10)<br>OBP: 0.354, SLG: 0.419 | F FF 91<br>F FF 92<br>B FF 92<br>X FF 93<br>1-2 ②<br>F9 | | C FF 92<br>1 SAFE<br>S CH 84<br>X CH 85<br>0-2 ②③<br>G5-4-3<br>1-2f | | X CH 85<br>0-0 ②<br>F6 | | C FF 94<br>X FC 93<br>0-1 ③<br>L8 | | | 4 | 0 | 0 | 0 | 0 | 0 | 4 |
| 3 Evan Longoria, R (1, 5)<br>OBP: 0.320, SLG: 0.407 | F FF 93<br>X FF 93<br>0-1 ③<br>L8 | | | B FF 90<br>B SL 87<br>X FF 93<br>2-0<br>21<br>G3<br>2B | C SL 86<br>B SL 87<br>B CH 84<br>X CH 86<br>2-1 ③<br>F8 | | | B FF 96<br>B FF 96<br>C FF 94<br>B SL 81<br>F FF 94<br>B SL 82<br>4-2<br>21<br>G4-6-3<br>BB | | 3 | 0 | 1 | 0 | 1 | 0 | 2 |
| 21 James Loney, L (1, 3)<br>OBP: 0.335, SLG: 0.382 | | B FF 90<br>B FF 91<br>X CH 85<br>2-0<br>2<br>HR<br>2B | | X FF 93<br>0-0 ①<br>G3<br>2-3 | F FF 91<br>X FF 93<br>0-1 ①<br>L7 | | | C FF 94<br>F FF 94<br>X FF 96<br>0-2 ①②<br>G4-6-3<br>1-2f | | 4 | 1 | 1 | 0 | 0 | 0 | 2 |
| 2 Nick Franklin, S (1, 4)<br>OBP: 0.250, SLG: 0.293 | | B FF 92<br>X FF 92<br>1-0<br>2-H<br>HR | S CH 86<br>B FF 94<br>B CH 86<br>S CH 86<br>B CH 86<br>D CH 86<br>4-2<br>20<br>L3<br>BB | | B CU 78<br>C CU 79<br>B CH 87<br>T FF 93<br>X CH 87<br>2-2<br>20<br>WP<br>1B | | | S SL 81<br>B CH 85<br>S CH 83<br>S CH 83<br>1-3 ③<br>K | | 3 | 1 | 2 | 2 | 1 | 1 | 0 |
| 20 Matt Joyce, L (1, 9)<br>OBP: 0.348, SLG: 0.379 | | B CU 79<br>C CH 85<br>B CH 86<br>C CH 86<br>X FF 92<br>2-2 ①<br>P6 | B CH 84<br>S CH 86<br>1 SAFE<br>B CH 85<br>1 SAFE<br>F FF 92<br>1 SAFE<br>F FF 93<br>X CH 86<br>2-2 ②③<br>L3<br>1-1 | | S CU 79<br>B CH 86<br>T CH 85<br>B CU 80<br>X CH 86<br>2-2 ②<br>L8<br>1-2 | | | | | 3 | 0 | 0 | 0 | 0 | 0 | 3 |
| 11 Yunel Escobar, R (1, 6)<br>OBP: 0.321, SLG: 0.339 | | C FF 92<br>B SL 87<br>F SL 87<br>F FF 93<br>X CU 80<br>1-2 ②<br>G5-3 | | | X FF 92<br>0-0<br>24<br>BB<br>18<br>1B<br>1B | B SL 88<br>D CH 86<br>F CH 85<br>X CH 84<br>2-1 ③<br>F8 | | | | 3 | 1 | 1 | 0 | 0 | 0 | 1 |
| 39 Kevin Kiermaier, L (1, 8)<br>OBP: 0.314, SLG: 0.446 | | C CU 80<br>B CU 79<br>B SL 88<br>F CH 86<br>F FF 93<br>X CH 86<br>2-2 ③<br>G4-3 | | | L FF 92<br>1 SAFE<br>1 SAFE<br>B CH 84<br>F CH 85<br>C FF 92<br>1-3 ①<br>K | | S FC 92<br>B FF 94<br>B FC 93<br>B SL 87<br>B FF 92<br>4-1<br>24<br>L5-3<br>BB | | | 2 | 0 | 0 | 0 | 1 | 1 | 1 |
| 24 Ryan Hanigan, R (1, 2)<br>OBP: 0.324, SLG: 0.338 | | | B SL 87<br>B SL 86<br>B SL 87<br>C FF 91<br>X FF 93<br>3-1 ①<br>L8 | | P PO 88<br>B CH 83<br>C CH 84<br>B SL 87<br>B FF 91<br>4-1<br>18<br>1B<br>1-2<br>BB | | 1 SAFE<br>C FF 92<br>X SL 87<br>0-1 ①②<br>L5-3<br>1-1 | | | 2 | 0 | 0 | 0 | 1 | 0 | 1 |
| Inning Stats | R: 0 H: 0<br>E: 0 LOB: 0<br>K: 0 BB: 0<br>S: 8 P: 9 | R: 2 H: 2<br>E: 0 LOB: 0<br>K: 0 BB: 0<br>S: 13 P: 21 | R: 0 H: 0<br>E: 0 LOB: 0<br>K: 0 BB: 1<br>S: 5 P: 12 | R: 0 H: 1<br>E: 0 LOB: 1<br>K: 0 BB: 1<br>S: 8 P: 16 | R: 1 H: 2<br>E: 0 LOB: 2<br>K: 1 BB: 1<br>S: 11 P: 17 | R: 0 H: 1<br>E: 0 LOB: 1<br>K: 0 BB: 0<br>S: 10 P: 16 | R: 0 H: 1<br>E: 0 LOB: 1<br>K: 0 BB: 1<br>S: 8 P: 14 | R: 0 H: 0<br>E: 0 LOB: 0<br>K: 1 BB: 1<br>S: 8 P: 13 | | 1B: 4 SF: 0<br>2B: 4 SAC: 0<br>3B: 0 DP: 4<br>HR: 1 HBP: 0 | | | | | WP: 1 PA: 32<br>PB: 0<br>SB: 0<br>CS: 0 | |

| PITCHER | | IP | WLS | BF | H | R | ER | SO | BB | IBB | HBP | BLK | WP | HR | S | P | ERA | WHIP |
|---|---|---|---|---|---|---|---|---|---|---|---|---|---|---|---|---|---|---|
| 48 Hector Noesí, R<br>ERA: 4.76 | (1, 1) | 6.0 | L | 25 | 6 | 3 | 3 | 1 | 3 | 0 | 0 | 0 | 1 | 1 | 55 | 91 | 4.50 | 1.500 |
| 41 Javy Guerra, R<br>ERA: 2.64 | (7, 1) | 1.0 | | 4 | 1 | 0 | 0 | 0 | 1 | 0 | 0 | 0 | 0 | 0 | 8 | 14 | 0.00 | 2.000 |
| 39 Maikel Cleto, R<br>ERA: 4.94 | (8, 1) | 1.0 | | 3 | 0 | 0 | 0 | 1 | 1 | 0 | 0 | 0 | 0 | 0 | 8 | 13 | 0.00 | 1.000 |

| PITCHER | IP | WLS | BF | H | R | ER | SO | BB | IBB | HBP | BLK | WP | HR | S | P | ERA | WHIP |
|---|---|---|---|---|---|---|---|---|---|---|---|---|---|---|---|---|---|

# Chicago White Sox @ Tampa Bay Rays

Tropicana Field, St. Petersburg, FL

Sun Sep 21 2014, 1:43 PM - 5:08 PM EDT

Att. 21,270 - Dome - 72 F

livebaseballscorecards.com

| Batter | 1 | 2 | 3 | 4 | 5 | 6 | 7 | 8 | 9 | AB | R | H | RBI | BB | SO | LOB |
|---|---|---|---|---|---|---|---|---|---|---|---|---|---|---|---|---|
| 10 Alexei Ramirez, R (1, 6)<br>OBP: 0.307, SLG: 0.413 | C FF 89<br>X FF 93<br>0-1<br>G3 | B KC 81<br>C KC 82<br>B KC 84<br>F FF 92<br>F KC 84<br>X FF 93<br>2-2<br>G5-3 | | | B FF 92<br>F CH 84<br>F FF 92<br>S KC 83<br>1-3<br>K | B FC 88<br>B FF 95<br>X FF 95<br>2-0<br>77<br>G4-3<br>79<br>1B<br>2B<br>2-H<br>3-H | | B FF 91<br>F FF 90<br>X SL 83<br>1-1<br>F8 | | 4 | 1 | 1 | 2 | 0 | 1 | 0 |
| 28 Leury García, S (7, 6)<br>OBP: 0.197, SLG: 0.213 | | | | | | | | | | 1 | 0 | 0 | 0 | 0 | 0 | 0 |
| 77 Yolmer Sánchez, S (1, 4)<br>OBP: 0.267, SLG: 0.287 | C FF 90<br>B FF 92<br>B FF 91<br>S FF 90<br>B FF 94<br>F FF 93<br>F FF 92<br>S FF 92<br>3-3<br>K | B KC 79<br>F FF 91<br>B CH 85<br>F FF 91<br>F KC 82<br>F KC 83<br>F FF 93<br>F KC 84<br>F FF 94<br>2-2<br>X CH 85<br>G6-3 | | | B CH 86<br>C FF 91<br>B FF 92<br>B CH 85<br>S FF 91<br>F KC 83<br>F FF 92<br>B KC 82<br>4-2<br>BB | C CH 82<br>B FF 93<br>B FC 85<br>X FF 94<br>2-1<br>G4-3<br>2-3 | | S SL 84<br>B FF 92<br>B SL 84<br>X FF 91<br>2-1<br>25<br>BB<br>26<br>1B<br>1B | | 4 | 0 | 1 | 0 | 1 | 1 | 1 |
| 79 José Abreu, R (1, 10)<br>OBP: 0.385, SLG: 0.589 | B FF 93<br>B FF 92<br>X FF 93<br>2-0<br>L8 | | S KC 80<br>X FF 93<br>0-1<br>G4-3 | | B KC 81<br>C FF 92<br>X KC 82<br>1-1<br>L9 | S FC 90<br>B FF 94<br>S FF 91<br>X FC 91<br>1-2<br>3-H<br>1B | | C FF 92<br>B FF 93<br>D SL 85<br>C SL 85<br>C FF 93<br>2-3<br>K | | 4 | 0 | 1 | 1 | 0 | 0 | 1 |
| 17 Adrian Nieto, S (8, PH)<br>OBP: 0.304, SLG: 0.350 (8, 10) | | | | | | | | | | 1 | 0 | 0 | 0 | 0 | 1 | 1 |
| 26 Avisaíl García, R (1, 9)<br>OBP: 0.333, SLG: 0.460 | | B FF 92<br>X FF 92<br>1-0<br>HR | S KC 81<br>S KC 84<br>B KC 85<br>X FF 94<br>1-2<br>L9 | | | X KC 80 0-0<br>HR<br>X FF 94 0-0 ③<br>F9 | | X SL 85<br>0-0<br>25<br>BB<br>1-2<br>1B | | 5 | 2 | 3 | 2 | 0 | 0 | 1 |
| 24 Dayan Viciedo, R (1, 7)<br>OBP: 0.282, SLG: 0.408 | | C KC 81<br>H FF 92<br>1-1<br>20<br>1B<br>5<br>HR<br>HBP | | C FF 91<br>T FF 91<br>B KC 83<br>B KC 84<br>X FF 92<br>2-2<br>F8 | | S FF 90<br>X FF 91<br>0-1<br>5<br>1B<br>20<br>1B<br>38<br>BB<br>1B | B FF 89<br>B FF 90<br>B FF 90<br>C FF 89<br>C FF 89<br>B FF 90<br>4-2<br>38<br>1B<br>BB | B FF 92<br>D SL 84<br>C SL 84<br>B FF 92<br>D SL 84<br>4-1<br>1-2<br>2-3<br>BB | | 2 | 2 | 1 | 0 | 0 | 0 | 0 |
| 25 Moisés Sierra, R (6, 7)<br>OBP: 0.265, SLG: 0.333 | | | | | | | | | | 0 | 0 | 0 | 0 | 2 | 0 | 0 |
| 20 Jordan Danks, L (1, 8)<br>OBP: 0.304, SLG: 0.297 | | X FF 92<br>0-0<br>5<br>HR<br>1-3<br>1B | | B KC 82<br>B CH 86<br>B FF 92<br>B FF 91<br>4-0<br>5<br>S<br>BB | | F FF 94<br>F FC 89<br>B FF 93<br>B FC 88<br>D FF 93<br>X FF 94<br>3-2<br>38<br>BB<br>5<br>1B<br>36<br>G6-3<br>1-2<br>1B | B SL 82<br>F FF 90<br>S SL 83<br>S SL 84<br>1-3<br>K | C FF 93<br>D CH 84<br>X CH 84<br>1-1<br>G3 | | 4 | 2 | 2 | 0 | 1 | 1 | 4 |
| 5 Marcus Semien, R (1, 5)<br>OBP: 0.298, SLG: 0.364 | | F KC 80<br>X FF 91<br>0-1<br>1-H<br>3-H<br>HR | B FF 91<br>C CH 86<br>C KC 81<br>X FF 91<br>1-2<br>L8<br>1-2 | | | F FF 94<br>X FC 88<br>0-1<br>36<br>G6-3<br>38<br>BB<br>10<br>2B<br>1-2<br>2-3<br>1B | B FF 90<br>C CH 83<br>X CH 84<br>1-1<br>F8 | | B FF 90<br>F FF 91<br>B CH 79<br>T FF 92<br>F FF 93<br>B FF 93<br>X FF 93<br>3-2<br>L5 | 5 | 2 | 2 | 3 | 0 | 0 | 2 |
| 38 Andy Wilkins, L (1, 3)<br>OBP: 0.143, SLG: 0.125 | | B CH 86<br>B CH 86<br>F FF 92<br>C FF 93<br>S KC 84<br>2-3<br>K2-3 | B FF 92<br>T CH 85<br>C KC 81<br>C KC 84<br>1-3<br>K | | | B CH 83<br>B FC 86<br>B FF 94<br>C FF 94<br>S FF 94<br>F FF 95<br>F FF 94<br>B FF 94<br>4-2<br>36<br>G6-3<br>10<br>2B<br>1-2<br>2-3<br>3-H<br>BB | C FF 89<br>B CU 70<br>F FF 89<br>B SL 82<br>F SL 83<br>X FF 89<br>2-2<br>1-3<br>1B | | B CH 78<br>C CH 78<br>B FF 92<br>C FF 92<br>C FF 91<br>2-3<br>K | 4 | 1 | 1 | 1 | 1 | 3 | 1 |
| 36 Josh Phegley, R (1, 2)<br>OBP: 0.083, SLG: 0.130 | | T FF 93<br>X KC 83<br>0-1<br>G6-3 | | | B FF 88<br>F FF 89<br>B KC 79<br>F FF 89<br>B FF 93<br>F KC 82<br>C KC 82<br>3-3<br>K | F FF 95<br>X FC 88<br>0-1<br>G6-3<br>1-2<br>2-3<br>3-H | F FF 90<br>X CU 70<br>0-1<br>G5-3 | | C FF 92<br>T CH 79<br>F FF 93<br>S FF 93<br>0-3<br>K2-3 | 5 | 0 | 0 | 1 | 0 | 2 | 4 |
| Inning Stats | R: 0<br>E: 0<br>K: 1<br>S: 8<br>H: 0<br>LOB: 0<br>BB: 0<br>P: 13 | R: 4<br>E: 0<br>K: 1<br>S: 14<br>H: 3<br>LOB: 0<br>BB: 0<br>P: 20 | R: 0<br>E: 0<br>K: 0<br>S: 13<br>H: 0<br>LOB: 0<br>BB: 0<br>P: 16 | R: 0<br>E: 0<br>K: 1<br>S: 9<br>H: 0<br>LOB: 1<br>BB: 1<br>P: 17 | R: 0<br>E: 0<br>K: 2<br>S: 13<br>H: 0<br>LOB: 1<br>BB: 1<br>P: 22 | R: 6<br>E: 0<br>K: 0<br>S: 21<br>H: 6<br>LOB: 1<br>BB: 1<br>P: 33 | R: 0<br>E: 0<br>K: 1<br>S: 13<br>H: 1<br>LOB: 2<br>BB: 1<br>P: 21 | R: 0<br>E: 0<br>K: 1<br>S: 11<br>H: 2<br>LOB: 3<br>BB: 1<br>P: 21 | R: 0<br>E: 0<br>K: 2<br>S: 11<br>H: 0<br>LOB: 0<br>BB: 0<br>P: 16 | 1B: 8<br>2B: 1<br>3B: 0<br>HR: 3<br>SF: 0<br>SAC: 0<br>DP: 0<br>HBP: 1 | WP: 0<br>PB: 0<br>SB: 1<br>CS: 0<br>PA: 45 | | | | | |

| PITCHER | | IP | WLS | BF | H | R | ER | SO | BB | IBB | HBP | BLK | WP | HR | S | P | ERA | WHIP |
|---|---|---|---|---|---|---|---|---|---|---|---|---|---|---|---|---|---|---|
| 51 Nate Karns, R<br>ERA: 4.5 | (1, 1) | 5.0 | L | 23 | 5 | 6 | 6 | 5 | 2 | 0 | 1 | 0 | 0 | 3 | 60 | 91 | 10.80 | 1.400 |
| 37 Alex Colomé, R<br>ERA: 3.63 | (6, 1) | 1.0 | | 8 | 4 | 4 | 4 | 0 | 1 | 0 | 0 | 0 | 0 | 0 | 18 | 30 | 36.00 | 5.000 |
| 27 Cesár Ramos, L<br>ERA: 3.84 | (7, 1) | 1.0 | | 5 | 1 | 0 | 0 | 1 | 1 | 0 | 0 | 0 | 0 | 0 | 13 | 21 | 0.00 | 2.000 |
| 49 Kirby Yates, R<br>ERA: 3.18 | (8, 1) | 1.0 | | 6 | 2 | 0 | 0 | 1 | 1 | 0 | 0 | 0 | 0 | 0 | 11 | 21 | 0.00 | 3.000 |
| 26 Brad Boxberger, R<br>ERA: 2.25 | (9, 1) | 1.0 | | 3 | 0 | 0 | 0 | 2 | 0 | 0 | 0 | 0 | 0 | 0 | 11 | 16 | 0.00 | 0.000 |

| PITCHER | IP | WLS | BF | H | R | ER | SO | BB | IBB | HBP | BLK | WP | HR | S | P | ERA | WHIP |
|---|---|---|---|---|---|---|---|---|---|---|---|---|---|---|---|---|---|

| | |
|---|---|
| AB | 39 |
| R | 10 |
| H | 12 |
| RBI | 10 |
| BB | 5 |
| SO | 9 |
| LOB | 15 |

# BOTTOM

| Batter | 1 | 2 | 3 | 4 | 5 | 6 | 7 | 8 | 9 | AB | R | H | RBI | BB | SO | LOB |
|---|---|---|---|---|---|---|---|---|---|---|---|---|---|---|---|---|
| 18 Ben Zobrist, S (1, 8)<br>OBP: 0.353, SLG: 0.393<br>2 Nick Franklin, S (6, PH)<br>OBP: 0.269, SLG: 0.317 (7, 4) | C FF 85<br>B FF 89<br>X CH 80<br>1-1<br>G1-3 ① | | F CH 80<br>B CH 80<br>B CU 74<br>X FF 89<br>2-1<br>G5-3 ③ | | | F FF 86<br>S CH 78<br>B CH 79<br>S FC 83<br>1-3<br>K ① | B SL 88<br>B SI 92<br>B SI 92<br>C SI 91<br>S SL 86<br>F SL 86<br>B CU 82<br>4-2<br>BB | | B FF 94<br>B CH 84<br>F FF 94<br>X FF 96<br>2-1<br>5<br>1B<br>1-3<br>2B | 2<br>2 | 0<br>1 | 0<br>1 | 0<br>0 | 0<br>1 | 0<br>1 | 0<br>1 |
| 5 Brandon Guyer, R (1, 7)<br>OBP: 0.335, SLG: 0.372 | S FF 87<br>B FF 89<br>X FF 90<br>1-1<br>P4 ② | | | X FF 87<br>0-0<br>F8 ① | | C CU 71<br>X FF 88<br>0-1<br>39<br>G4-3<br>9<br>1B<br>1-3<br>2B | C FF 92<br>F SL 86<br>S CU 82<br>0-3<br>K ③ | | B FF 96<br>B CH 84<br>S FF 96<br>F FF 95<br>B FF 95<br>X FF 93<br>3-2<br>9<br>F9<br>39<br>1B<br>2-H<br>3-H<br>1B | 5 | 1 | 2 | 2 | 0 | 1 | 2 |
| 3 Evan Longoria, R (1, 5)<br>OBP: 0.320, SLG: 0.406<br>39 Kevin Kiermaier, L (6, PH)<br>OBP: 0.314, SLG: 0.445 (7, 8) | B SI 87<br>B FF 89<br>C SI 89<br>S CH 82<br>F FF 90<br>B CH 81<br>S CH 80<br>3-3<br>K ③ | | | C FF 88<br>B CU 75<br>F SI 89<br>B CH 81<br>F CH 81<br>S FC 85<br>2-3<br>K ② | | C FC 82<br>B SI 87<br>B CH 78<br>X FC 84<br>2-1<br>G4-3 ②<br>2-3<br>3-H | | S FF 89<br>B SI 88<br>C SL 83<br>B SI 89<br>F CU 80<br>C SL 80<br>2-3<br>K ① | X FF 90<br>0-0<br>11<br>DI<br>1-2<br>1B | 2<br>3 | 0<br>0 | 0<br>1 | 0<br>1 | 0<br>0 | 2<br>1 | 0<br>1 |
| 9 Wil Myers, R (1, 9)<br>OBP: 0.296, SLG: 0.321 | | B FF 87<br>B FF 87<br>B FF 89<br>B FF 88<br>4-0<br>BB | | C CU 74<br>B CU 75<br>F FF 89<br>F FF 89<br>S FC 84<br>1-3<br>K ③ | | B CH 77<br>F FF 87<br>X FC 84<br>1-1<br>1B<br>3-H | | F SI 88<br>B CU 80<br>C CU 79<br>B CH 80<br>X CU 80<br>2-2<br>G1-3 ② | X SI 93<br>0-0<br>F9 ②<br>2-3 | 4 | 0 | 1 | 1 | 1 | 1 | 2 |
| 11 Logan Forsythe, R (1, 4)<br>OBP: 0.294, SLG: 0.340 (7, 5) | | C FF 87<br>B CU 75<br>F CH 79<br>X CH 79<br>1-2<br>F9 ① | | | S FC 82<br>B CH 80<br>B SI 88<br>B FF 89<br>X FF 88<br>3-1<br>L9 ① | B CH 79<br>F FF 87<br>F FC 84<br>C CH 79<br>1-3<br>K ③ | | B FF 88<br>X CH 82<br>1-0<br>11<br>BB<br>1B | B SI 94<br>B SI 93<br>B SI 93<br>C SI 94<br>C SI 94<br>X SI 95<br>3-2<br>F7 ③<br>1-2 | 5 | 0 | 1 | 0 | 0 | 1 | 4 |
| 11 Yunel Escobar, R (1, 6)<br>OBP: 0.323, SLG: 0.339 | | B CU 73<br>X CH 79<br>1-0<br>P3 ② | | | X SI 88<br>0-0<br>G4-3 ② | | X SI 93<br>0-0<br>21<br>E<br>1<br>L7-2<br>1B | B SI 88<br>S CH 81<br>S SI 89<br>D CU 80<br>B SI 89<br>B CU 77<br>4-2<br>1-2<br>BB | | 3 | 0 | 1 | 0 | 1 | 0 | 1 |
| 21 James Loney, L (1, 3)<br>OBP: 0.336, SLG: 0.382 | | B FF 88<br>B FC 82<br>B FF 87<br>X SI 88<br>3-0<br>G4-3 ③ | | | S FC 84<br>B SI 88<br>B CH 80<br>B FC 83<br>B FF 89<br>4-1<br>BB | | B SI 91<br>S SL 85<br>F CU 82<br>F CU 81<br>X SL 87<br>1-2<br>E9<br>59<br>2B<br>1-3<br>1B | B SL 82<br>X SL 82<br>1-0<br>G1-3 ③ | | 3 | 1 | 1 | 0 | 1 | 0 | 3 |
| 1 Sean Rodríguez, R (1, 10)<br>OBP: 0.255, SLG: 0.430 | | | X SI 87<br>0-0<br>F9 ① | | B FF 87<br>C FF 86<br>X CU 73<br>1-1<br>F7 ③ | | X SI 92<br>0-0<br>L7-2 ①②<br>3-H | | B FF 94<br>F FF 95<br>B SL 84<br>B FF 94<br>X FF 95<br>3-1<br>G5-3 ① | 4 | 0 | 0 | 0 | 0 | 0 | 3 |
| 59 Curt Casali, R (1, 2)<br>OBP: 0.272, SLG: 0.211 | | | C FF 87<br>B CH 81<br>F SI 88<br>X FF 89<br>1-2<br>G4-3 ② | | | F FF 87<br>S SI 89<br>B SI 89<br>B CH 80<br>F CH 80<br>B CU 74<br>B FF 89<br>4-2<br>5<br>2B<br>39<br>G4-3<br>BB | D SL 87<br>B FF 93<br>B FF 92<br>C FF 92<br>X FF 92<br>3-1<br>2-H<br>2B | | B FF 95<br>B FF 93<br>F FF 94<br>B CH 84<br>B FF 96<br>4-1<br>2<br>2B<br>5<br>1B<br>BB | 2 | 2 | 1 | 1 | 2 | 0 | 0 |
| Inning Stats | R: 0<br>E: 0<br>K: 1<br>S: 8<br>H: 0<br>LOB: 0<br>BB: 0<br>P: 13 | R: 0<br>E: 0<br>K: 0<br>S: 5<br>H: 0<br>LOB: 1<br>BB: 1<br>P: 14 | R: 0<br>E: 0<br>K: 0<br>S: 6<br>H: 0<br>LOB: 0<br>BB: 0<br>P: 9 | R: 0<br>E: 0<br>K: 2<br>S: 9<br>H: 0<br>LOB: 0<br>BB: 0<br>P: 12 | R: 0<br>E: 0<br>K: 0<br>S: 6<br>H: 0<br>LOB: 1<br>BB: 1<br>P: 14 | R: 2<br>E: 0<br>K: 2<br>S: 15<br>H: 2<br>LOB: 1<br>BB: 1<br>P: 24 | R: 1<br>E: 1<br>K: 1<br>S: 14<br>H: 3<br>LOB: 2<br>BB: 1<br>P: 22 | R: 0<br>E: 0<br>K: 1<br>S: 11<br>H: 1<br>LOB: 2<br>BB: 1<br>P: 21 | R: 2<br>E: 0<br>K: 0<br>S: 13<br>H: 3<br>LOB: 2<br>BB: 1<br>P: 28 | 1B: 6<br>2B: 4<br>3B: 0<br>HR: 0<br>SF: 0<br>SAC: 0<br>DP: 1<br>HBP: 0 | | | | | | WP: 0<br>PB: 0<br>SB: 0<br>CS: 0<br>PA: 41 |

| PITCHER | | IP | WLS | BF | H | R | ER | SO | BB | IBB | HBP | BLK | WP | HR | S | P | ERA | WHIP |
|---|---|---|---|---|---|---|---|---|---|---|---|---|---|---|---|---|---|---|
| 50 John Danks, L<br>ERA: 4.82 | (1, 1) | 6.0 | W | 23 | 2 | 2 | 2 | 5 | 3 | 0 | 0 | 0 | 0 | 0 | 49 | 86 | 3.00 | 0.833 |
| 27 Matt Lindstrom, R<br>ERA: 4.45 | (7, 1) | 1.0 | | 6 | 3 | 1 | 0 | 1 | 1 | 0 | 0 | 0 | 0 | 0 | 14 | 22 | 0.00 | 4.000 |
| 53 Eric Surkamp, L<br>ERA: 5.32 | (8, 1) | 1.0 | | 5 | 1 | 0 | 0 | 1 | 1 | 0 | 0 | 0 | 0 | 0 | 11 | 21 | 0.00 | 2.000 |
| 40 Daniel Webb, R<br>ERA: 3.82 | (9, 1) | 0.1 | | 4 | 2 | 2 | 2 | 0 | 1 | 0 | 0 | 0 | 0 | 0 | 8 | 20 | 54.00 | 9.000 |
| 68 Scott Snodgress, L<br>ERA: 15.43 | (9, 1) | 0.0 | | 1 | 1 | 0 | 0 | 0 | 0 | 0 | 0 | 0 | 0 | 0 | 1 | 1 | ∞ | ∞ |

| PITCHER | | IP | WLS | BF | H | R | ER | SO | BB | IBB | HBP | BLK | WP | HR | S | P | ERA | WHIP |
|---|---|---|---|---|---|---|---|---|---|---|---|---|---|---|---|---|---|---|
| 54 Ronald Belisario, R<br>ERA: 5.37 | (9, 1) | 0.2 | | 2 | 0 | 0 | 0 | 0 | 0 | 0 | 0 | 0 | 0 | 0 | 4 | 7 | 0.00 | 0.000 |

# Chicago White Sox @ Tampa Bay Rays

Tropicana Field, St. Petersburg, FL

Sun Sep 21 2014, 1:43 PM - 5:08 PM EDT

Att. 21,270 - Dome - 72 F

livebaseballscorecards.com

| | |
|---|---|
| AB | 35 |
| R | 5 |
| H | 9 |
| RBI | 5 |
| BB | 6 |
| SO | 7 |
| LOB | 17 |

| Batter | 1 | 2 | 3 | 4 | 5 | 6 | 7 | 8 | 9 | AB | R | H | RBI | BB | SO | LOB |
|---|---|---|---|---|---|---|---|---|---|---|---|---|---|---|---|---|
| 18 Ben Zobrist, S (1, 8) (3, 6)<br>OBP: 0.356, SLG: 0.397 | X SI 91<br>0-0 ①<br>G3 | | B CU 79<br>B SI 91<br>B CU 76<br>C FF 91<br>X FC 87<br>3-1 ②<br>1-H<br>1B | | | B SI 92<br>C FC 88<br>B FS 84<br>X FC 89<br>2-1<br>7<br>G4-6-3<br>1B | | C CU 76<br>B CH 82<br>X SI 92<br>1-1<br>7<br>1B<br>1-H<br>2-H<br>2B | | 4 | 1 | 3 | 2 | 0 | 0 | 0 |
| 7 David DeJesus, L (1, 10)<br>OBP: 0.356, SLG: 0.420 | B FF 91<br>X SI 91<br>1-0<br>3<br>FC6-4<br>1B | | C CU 77<br>F SI 91<br>X FF 93<br>0-2 ③<br>F7 | | | 1 SAFE<br>X SI 91<br>0-0 ②③<br>G4-6-3<br>1-2f | | B CU 79<br>X SI 93<br>1-0<br>21<br>WP<br>3<br>PB<br>21<br>1B<br>2-H<br>1B | | 4 | 1 | 2 | 1 | 0 | 0 | 2 |
| 3 Evan Longoria, R (1, 5)<br>OBP: 0.321, SLG: 0.405 | X FC 88<br>0-0 ②<br>FC6-4<br>1-2f | | | B FF 91<br>B FC 88<br>X FF 91<br>2-0<br>9<br>G6-4-3<br>1B | | | C CU 76<br>S CU 77<br>B SI 92<br>B CH 80<br>B SI 93<br>S CU 76<br>3-3 ①<br>K | S CU 79<br>C FC 89<br>B CU 80<br>B FC 88<br>H CH 78<br>3-2<br>21<br>WP<br>21<br>1B<br>1-2<br>HBP | | 3 | 1 | 1 | 0 | 0 | 1 | 1 |
| 21 James Loney, L (1, 3)<br>OBP: 0.335, SLG: 0.381 | C CU 74<br>F CU 79<br>B FC 88<br>B FF 92<br>C CU 78<br>2-3 ③<br>K | | | F FF 92<br>B CH 83<br>1 SAFE<br>B SI 92<br>C CU 76<br>X FC 88<br>2-2 ①<br>F8 | | | X CH 79<br>0-0 ②<br>L4 | B SI 90<br>B FF 88<br>C SI 90<br>X SL 87<br>2-1<br>1-H<br>2-H<br>1B | | 4 | 0 | 1 | 2 | 0 | 1 | 2 |
| 9 Wil Myers, R (1, 9)<br>OBP: 0.293, SLG: 0.317 | | B CU 75<br>X FC 88<br>1-0 ①<br>G3-1 | | S FF 92<br>X FF 92<br>0-1 ②③<br>G6-4-3<br>1-2f | | | B FC 89<br>S CH 80<br>B FF 92<br>F SI 91<br>F CU 80<br>F FF 92<br>S CH 79<br>2-3 ③<br>K | X CU 73<br>0-0 ③<br>F7 | | 4 | 0 | 0 | 0 | 0 | 1 | 2 |
| 2 Nick Franklin, S (1, 4)<br>OBP: 0.268, SLG: 0.302 | | B FF 91<br>C SI 91<br>F FC 88<br>C SI 93<br>1-3 ②<br>K | | | B CU 75<br>B FF 91<br>X SI 92<br>2-0 ①<br>L9 | | | B CU 75<br>S SI 90<br>B CU 76<br>B FC 87<br>F FF 92<br>B FF 92<br>4-2<br>5<br>HBP<br>18<br>2B<br>BB | C FF 94<br>C KC 81<br>B FF 93<br>F KC 81<br>B FF 96<br>C KC 82<br>2-3 ①<br>K | 3 | 1 | 0 | 0 | 1 | 2 | 0 |
| 20 Matt Joyce, L (1, 7)<br>OBP: 0.349, SLG: 0.387 | | B FC 89<br>C CU 76<br>B CH 80<br>B FC 89<br>F SI 92<br>C SI 92<br>3-3 ③<br>K | | | X FF 93<br>0-0<br>5<br>CS<br>1B | | | S SI 92<br>D CH 81<br>S FS 85<br>F FC 89<br>B CH 80<br>1 SAFE<br>S SI 92<br>2-3 ①<br>K | B CH 86<br>B CH 87<br>S FF 95<br>F FF 95<br>F KC 81<br>F FF 96<br>B CH 88<br>X FF 95<br>3-2<br>HR | 4 | 1 | 2 | 1 | 0 | 2 | 1 |
| 11 Yunel Escobar, R (1, 6)<br>OBP: 0.324, SLG: 0.340<br>5 Brandon Guyer, R (3, 8)<br>OBP: 0.335, SLG: 0.369 | | | C FC 88<br>X FC 88<br>0-1<br>18<br>WP<br>18<br>1B<br>1B | | B CU 78<br>1 SAFE<br>F CU 76<br>B SI 92<br>1 SAFE<br>S FF 92<br>X CH 79<br>2-2 ②③<br>F8<br>1-2 | | | H SI 92<br>1-0<br>18<br>2B<br>1-2<br>HBP | S FF 95<br>X KC 80<br>0-1 ②<br>L9 | 1<br>2 | 0<br>1 | 1<br>0 | 0<br>0 | 0<br>0 | 0<br>0 | 0<br>1 |
| 24 Ryan Hanigan, R (1, 2)<br>OBP: 0.319, SLG: 0.332 | | | 1 SAFE<br>B FF 93<br>X FF 92<br>1-0 ①<br>F9 | | | X FF 91<br>0-0 ①<br>F9 | | C FC 89<br>B FC 89<br>C FF 93<br>F FF 92<br>X FC 88<br>1-2 ②<br>F1 | B FF 95<br>C FF 96<br>B FF 95<br>X FF 95<br>2-1 ③<br>P4 | 4 | 0 | 0 | 0 | 0 | 0 | 3 |
| Inning Stats | R: 0<br>E: 1<br>K: 1<br>S: 6<br>H: 1<br>LOB: 1<br>BB: 0<br>P: 9 | R: 0<br>E: 0<br>K: 2<br>S: 7<br>H: 0<br>LOB: 0<br>BB: 0<br>P: 12 | R: 0<br>E: 0<br>K: 0<br>S: 8<br>H: 2<br>LOB: 1<br>BB: 0<br>P: 12 | R: 0<br>E: 0<br>K: 0<br>S: 6<br>H: 1<br>LOB: 0<br>BB: 0<br>P: 10 | R: 0<br>E: 0<br>K: 0<br>S: 5<br>H: 1<br>LOB: 0<br>BB: 0<br>P: 9 | R: 0<br>E: 0<br>K: 0<br>S: 4<br>H: 1<br>LOB: 0<br>BB: 0<br>P: 6 | R: 0<br>E: 0<br>K: 2<br>S: 9<br>H: 0<br>LOB: 0<br>BB: 0<br>P: 14 | R: 5<br>E: 0<br>K: 1<br>S: 18<br>H: 3<br>LOB: 1<br>BB: 1<br>P: 33 | R: 1<br>E: 0<br>K: 1<br>S: 13<br>H: 1<br>LOB: 0<br>BB: 0<br>P: 20 | 1B: 8<br>2B: 1<br>3B: 0<br>HR: 1<br>SF: 0<br>SAC: 0<br>DP: 2<br>HBP: 2 | | | | | | |

# TOP

## Tampa Bay Rays @ Boston Red Sox

Fenway Park, Boston, MA

Tue Sep 23 2014, 7:13 PM - 10:27 PM EDT

Att. 35,566 - Partly Cloudy - 70 F

livebaseballscorecards.com

| | |
|---|---|
| AB | 33 |
| R | 6 |
| H | 10 |
| RBI | 6 |
| BB | 1 |
| SO | 7 |
| LOB | 12 |

| PITCHER | | IP | WLS | BF | H | R | ER | SO | BB | IBB | HBP | BLK | WP | HR | S | P | ERA | WHIP |
|---|---|---|---|---|---|---|---|---|---|---|---|---|---|---|---|---|---|---|
| 11 Clay Buchholz, R<br>ERA: 5.31 | (1, 1) | 7.2 | L | 30 | 8 | 5 | 5 | 6 | 1 | 0 | 2 | 0 | 1 | 0 | 60 | 100 | 5.87 | 1.174 |
| 59 Tommy Layne, L<br>ERA: 0.95 | (8, 1) | 0.0 | | 1 | 1 | 0 | 0 | 0 | 0 | 0 | 0 | 0 | 1 | 0 | 2 | 4 | ∞ | ∞ |
| 36 Junichi Tazawa, R<br>ERA: 2.86 | (8, 1) | 0.1 | | 1 | 0 | 0 | 0 | 0 | 0 | 0 | 0 | 0 | 0 | 0 | 1 | 1 | 0.00 | 0.000 |
| 68 Matt Barnes, R<br>ERA: 3.86 | (9, 1) | 1.0 | | 4 | 1 | 1 | 1 | 1 | 0 | 0 | 0 | 0 | 0 | 1 | 13 | 20 | 9.00 | 1.000 |

| PITCHER | IP | WLS | BF | H | R | ER | SO | BB | IBB | HBP | BLK | WP | HR | S | P | ERA | WHIP |
|---|---|---|---|---|---|---|---|---|---|---|---|---|---|---|---|---|---|

| Batter | 1 | 2 | 3 | 4 | 5 | 6 | 7 | 8 | 9 | AB | R | H | RBI | BB | SO | LOB |
|---|---|---|---|---|---|---|---|---|---|---|---|---|---|---|---|---|
| 50 Mookie Betts, R (1, 4)<br>OBP: 0.360, SLG: 0.438 | B FF 92<br>B KC 78<br>B FF 92<br>C FF 92<br>C FF 92<br>X FF 92<br>3-2 ①<br>P4 | | C KC 80<br>1 SAFE<br>X CH 88<br>0-1 ②③<br>FC5-4<br>1-2f | | B KC 81<br>C CH 88<br>F CH 89<br>X FF 92<br>1-2 ③<br>G6-3<br>1-2 | | | C FF 94<br>C FF 95<br>F FF 94<br>F FF 94<br>B CH 81<br>F FF 95<br>B FF 94<br>F CH 80<br>F FF 94<br>3-2<br>F FF 94<br>B CH 80<br>X CH 80<br>7<br>WP<br>7<br>SF7<br>2B | | 4 | 1 | 1 | 0 | 0 | 0 | 2 |
| 7 Jemile Weeks, S (1, 6)<br>OBP: 0.385, SLG: 0.471 | B FF 93<br>C FF 92<br>F FF 92<br>B CH 88<br>B FF 93<br>B FF 93<br>4-2<br>34<br>G6-5-3<br>BB | | | B KC 78<br>B FF 92<br>C FF 92<br>X FF 92<br>2-1 ①<br>G4-3 | | B KC 79<br>C FF 92<br>C KC 79<br>B CH 87<br>F CH 87<br>X CH 89<br>2-2<br>34<br>G6-5-3<br>1B | | B FF 94<br>C FF 93<br>F FF 92<br>F FF 93<br>F FF 94<br>B FF 93<br>F FF 92<br>3-2 ②<br>X FF 92<br>SF7<br>2-H | | 2 | 0 | 1 | 1 | 1 | 0 | 0 |
| 34 David Ortiz, L (1, 10)<br>OBP: 0.355, SLG: 0.517 | B FF 91<br>1 SAFE<br>B CH 87<br>F FF 92<br>1 SAFE<br>X CH 88<br>2-1 ②③<br>G6-5-3<br>1-2f | | | B KC 80<br>C KC 80<br>B CH 89<br>X CH 88<br>2-1 ②<br>L8 | | S FF 93<br>1 SAFE<br>C KC 82<br>B FF 93<br>1 SAFE<br>B FF 93<br>B CH 89<br>X CH 89<br>3-2 ①②<br>G6-5-3<br>1-2f | | B CH 81<br>B CH 80<br>B FF 90<br>B FF 88<br>4-0<br>BB | | 3 | 0 | 0 | 0 | 1 | 0 | 2 |
| 52 Yoenis Cespedes, R (1, 7)<br>OBP: 0.300, SLG: 0.453<br>73 Bryce Brentz, R (9, 7)<br>OBP: 0.333, SLG: 0.500 | | C FF 92<br>S CH 88<br>S CH 89<br>0-3 ①<br>K | | C KC 82<br>X KC 82<br>0-1<br>29<br>2B<br>1B | | B FF 94<br>X CH 88<br>1-0 ③<br>G6-3 | | C FF 92<br>C CU 82<br>D SL 84<br>C CU 82<br>1-3 ③<br>K | | 4<br>0 | 1<br>0 | 1<br>0 | 0<br>0 | 0<br>0 | 2<br>0 | 1<br>0 |
| 29 Daniel Nava, S (1, 3)<br>OBP: 0.344, SLG: 0.361 | | C FF 92<br>B KC 81<br>B SI 92<br>F CH 88<br>X FF 92<br>2-2<br>E4<br>38<br>G5-3 | | 1 SAFE<br>C FF 92<br>1 SAFE<br>X CH 88<br>0-1<br>1-H<br>2B | | | C FF 92<br>C KC 80<br>B KC 81<br>H FF 92<br>2-2<br>70<br>1B<br>HBP | | B FF 89<br>C FF 88<br>F FS 80<br>S FS 80<br>1-3 ①<br>K | 3 | 0 | 1 | 1 | 0 | 1 | 0 |
| 38 Rusney Castillo, R (1, 8)<br>OBP: 0.200, SLG: 0.200 | | B FF 92<br>B FF 91<br>B FF 91<br>C FF 91<br>X SI 91<br>3-1 ②<br>G5-3<br>1-2 | | C KC 80<br>S CH 89<br>S CH 89<br>0-3 ③<br>K | | | X FF 91<br>0-0 ①<br>L4 | | C FF 89<br>X FF 89<br>0-1 ②<br>F9 | 4 | 0 | 0 | 0 | 0 | 1 | 3 |
| 70 Garin Cecchini, L (1, 5)<br>OBP: 0.400, SLG: 0.385 | | C FF 92<br>C CH 87<br>X CH 87<br>0-2 ③<br>L9 | | | C KC 79<br>B FF 91<br>B KC 80<br>F FF 92<br>B FF 92<br>X FF 92<br>3-2 ①<br>F9 | | B KC 79<br>B CH 87<br>X CH 88<br>2-0<br>55<br>G1-4-3<br>1-2<br>1B | | B CU 76<br>C FF 87<br>S FS 80<br>C FF 88<br>1-3 ③<br>K | 4 | 0 | 1 | 0 | 0 | 1 | 1 |
| 55 Christian Vázquez, R (1, 2)<br>OBP: 0.280, SLG: 0.265 | | | B KC 79<br>C FF 92<br>C CH 87<br>B CH 88<br>B CH 89<br>B CH 88<br>4-2<br>50<br>FC5-4<br>BB | | B KC 80<br>F FF 92<br>B KC 79<br>B CH 87<br>X FF 92<br>3-1<br>50<br>WP<br>1B | | X FF 91<br>0-0 ②③<br>G1-4-3<br>1-2f | | | 2 | 0 | 1 | 0 | 1 | 0 | 2 |
| 25 Jackie Bradley Jr., L (1, 9)<br>OBP: 0.266, SLG: 0.266 | | | F FF 92<br>D CH 88<br>F CH 87<br>B FF 92<br>F CH 86<br>B CH 88<br>C FF 92<br>3-3 ①<br>K | | D CH 87<br>X CH 87<br>1-0 ②<br>F9 | | | C FF 92<br>F FF 93<br>F FF 94<br>S CH 79<br>0-3 ①<br>K2-3 | | 3 | 0 | 0 | 0 | 0 | 2 | 2 |
| Inning Stats | R: 0<br>E: 0<br>K: 0<br>S: 7<br>H: 0<br>LOB: 0<br>BB: 1<br>P: 16 | R: 0<br>E: 1<br>K: 1<br>S: 11<br>H: 0<br>LOB: 1<br>BB: 0<br>P: 16 | R: 0<br>E: 0<br>K: 1<br>S: 8<br>H: 0<br>LOB: 1<br>BB: 1<br>P: 15 | R: 1<br>E: 0<br>K: 1<br>S: 11<br>H: 2<br>LOB: 1<br>BB: 0<br>P: 15 | R: 0<br>E: 0<br>K: 0<br>S: 9<br>H: 1<br>LOB: 1<br>BB: 0<br>P: 17 | R: 0<br>E: 0<br>K: 0<br>S: 8<br>H: 1<br>LOB: 0<br>BB: 0<br>P: 14 | R: 0<br>E: 0<br>K: 0<br>S: 5<br>H: 1<br>LOB: 1<br>BB: 0<br>P: 9 | R: 1<br>E: 0<br>K: 2<br>S: 23<br>H: 1<br>LOB: 1<br>BB: 1<br>P: 34 | R: 0<br>E: 0<br>K: 2<br>S: 8<br>H: 0<br>LOB: 0<br>BB: 0<br>P: 10 | 1B: 4<br>2B: 2<br>3B: 0<br>HR: 0 | SF: 1<br>SAC: 0<br>DP: 3<br>HBP: 1 | WP: 2<br>PB: 0<br>SB: 0<br>CS: 0 | PA: 34 | | | |

# Tampa Bay Rays @ Boston Red Sox

Fenway Park, Boston, MA

Tue Sep 23 2014, 7:13 PM - 10:27 PM EDT

Att. 35,566 - Partly Cloudy - 70 F

BOTTOM

livebaseballscorecards.com

| | |
|---|---|
| AB | 29 |
| R | 2 |
| H | 6 |
| RBI | 2 |
| BB | 3 |
| SO | 7 |
| LOB | 13 |

| PITCHER | | IP | WLS | BF | H | R | ER | SO | BB | IBB | HBP | BLK | WP | HR | S | P | ERA | WHIP |
|---|---|---|---|---|---|---|---|---|---|---|---|---|---|---|---|---|---|---|
| 53 Alex Cobb, R<br>ERA: 2.75 | (1, 1) | 7.0 | W | 26 | 5 | 1 | 1 | 3 | 2 | 0 | 1 | 0 | 1 | 0 | 59 | 102 | 1.29 | 1.000 |
| 26 Brad Boxberger, R<br>ERA: 2.37 | (8, 1) | 0.2 | | 4 | 1 | 1 | 1 | 1 | 1 | 0 | 0 | 0 | 1 | 0 | 20 | 30 | 13.50 | 3.000 |
| 50 Grant Balfour, R<br>ERA: 5.07 | (8, 1) | 0.1 | H | 1 | 0 | 0 | 0 | 1 | 0 | 0 | 0 | 0 | 0 | 0 | 3 | 4 | 0.00 | 0.000 |
| 62 Joel Peralta, R<br>ERA: 4.23 | (9, 1) | 1.0 | | 3 | 0 | 0 | 0 | 2 | 0 | 0 | 0 | 0 | 0 | 0 | 8 | 10 | 0.00 | 0.000 |

| PITCHER | IP | WLS | BF | H | R | ER | SO | BB | IBB | HBP | BLK | WP | HR | S | P | ERA | WHIP |
|---|---|---|---|---|---|---|---|---|---|---|---|---|---|---|---|---|---|

# Tampa Bay Rays @ Boston Red Sox

Fenway Park, Boston, MA

Wed Sep 24 2014, 7:12 PM - 10:52 PM EDT

Att. 35,741 - Partly Cloudy - 61 F

livebaseballscorecards.com

| Batter | 1 | 2 | 3 | 4 | 5 | 6 | 7 | 8 | 9 | AB | R | H | RBI | BB | SO | LOB |
|---|---|---|---|---|---|---|---|---|---|---|---|---|---|---|---|---|
| 18 Ben Zobrist, S (1, 10)<br>OBP: 0.356, SLG: 0.399 | C FF 89<br>C FF 90<br>B CU 80<br>X FF 92<br>1-2<br>3 BB<br>9 2B<br>1B | | B CU 76<br>C FF 89<br>S CH 83<br>B CH 83<br>B FF 91<br>F FF 89<br>F CH 84<br>F FF 90<br>X CH 82<br>3-2 ①<br>G3 | | C FF 90<br>F FF 92<br>B CH 84<br>X FF 92<br>1-2 ②<br>F7 | | S CH 82<br>X CU 76<br>0-1 ③<br>F8 | | C FF 94<br>F FF 93<br>D CU 82<br>X FF 93<br>1-2<br>1-H<br>2B | 5 | 1 | 2 | 1 | 0 | 0 | 1 |
| 39 Kevin Kiermaier, L (1, 8)<br>OBP: 0.315, SLG: 0.450 | B FF 91<br>C CU 76<br>X CU 77<br>1-1 ①<br>P5 | | B CU 77<br>B FF 90<br>C FF 90<br>X CH 84<br>2-1<br>3B | | C FF 92<br>B CU 78<br>X CU 77<br>1-1<br>1B | | | B FF 93<br>T FF 92<br>X SI 93<br>1-1 ①<br>G4-3 | B FF 94<br>C FF 92<br>B CU 78<br>S CU 79<br>X FF 94<br>2-2 ③<br>F8 | 5 | 0 | 2 | 0 | 0 | 0 | 2 |
| 3 Evan Longoria, R (1, 5)<br>OBP: 0.322, SLG: 0.407 | C FF 92<br>F FF 92<br>B FF 92<br>1 SAFE<br>D CU 79<br>B FF 93<br>B CU 78<br>4-2<br>9 2B<br>2 SF8<br>1-2<br>BB | | X CH 83<br>0-0<br>E5 | | C FF 92<br>D CH 82<br>F FF 92<br>B FF 92<br>1 SAFE<br>X FF 92<br>2-2 ③<br>F8 | | | F SI 93<br>B SL 81<br>X SL 79<br>1-1<br>2 1B<br>2B | | 3 | 1 | 1 | 0 | 1 | 0 | 2 |
| 9 Wil Myers, R (1, 9)<br>OBP: 0.292, SLG: 0.319 | C FF 91<br>S CH 84<br>F CU 79<br>B FF 92<br>B FF 90<br>F FF 91<br>X CH 85<br>2-2<br>2 SF8<br>1-3<br>2-H<br>2B | | X FF 90<br>0-0 ②<br>P3 | | | B FF 90<br>F FF 90<br>X FF 90<br>1-1 ①<br>G4-3 | | X SI 93<br>0-0 ②<br>L5 | | 4 | 0 | 1 | 1 | 0 | 0 | 3 |
| 2 Nick Franklin, S (1, 4)<br>OBP: 0.267, SLG: 0.303 | D CU 78<br>X FF 91<br>1-0 ②<br>SF8<br>2-3<br>3-H | | B FF 91<br>3 SAFE<br>C CU 77<br>F CU 77<br>B CU 78<br>D CU 78<br>F CU 78<br>T CU 79<br>3-2 ③<br>K | | | X FF 91<br>0-0 ②<br>F7 | | C SL 81<br>F FF 94<br>D SL 81<br>D SL 81<br>X SI 94<br>2-2<br>2-3<br>1B | | 3 | 0 | 1 | 1 | 0 | 1 | 2 |
| 11 Logan Forsythe, R (1, 6)<br>OBP: 0.291, SLG: 0.336 | X FF 90<br>0-0 ③<br>G5-3 | | | C FF 90<br>C SL 82<br>F FF 91<br>F FF 93<br>F CU 78<br>B CH 83<br>B FF 92<br>F CU 78<br>X FF 91<br>2-2 ①<br>F9 | | B FF 91<br>B FF 90<br>X FF 90<br>2-0 ③<br>P4 | | D CH 87<br>X SI 92<br>1-0 ③<br>G5-3 | | 4 | 0 | 0 | 0 | 0 | 0 | 3 |
| 5 Brandon Guyer, R (1, 7)<br>OBP: 0.337, SLG: 0.369 | | C FF 90<br>B SL 82<br>F FF 90<br>X FF 92<br>1-2<br>1 G6-4-3<br>1B | | X FF 91<br>0-0 ②<br>G4-3 | | | C FF 89<br>X CU 76<br>0-1 ①<br>G5-3 | | C FF 92<br>B SI 92<br>B CU 80<br>F FF 92<br>H FF 94<br>3-2<br>18 2B<br>HBP | 3 | 1 | 1 | 0 | 0 | 0 | 0 |
| 1 Sean Rodríguez, R (1, 3)<br>OBP: 0.255, SLG: 0.431 | | C CU 78<br>F FF 92<br>X FF 92<br>0-2 ① ②<br>G6-4-3<br>1-2f | | B CU 78<br>B CU 79<br>X FF 92<br>2-0 ③<br>F7 | | | F FF 91<br>B SL 82<br>X FF 91<br>1-1<br>2B | | F FF 93<br>C FF 93<br>C FF 93<br>0-3 ①<br>K | 4 | 0 | 1 | 0 | 0 | 1 | 2 |
| 59 Curt Casali, R (1, 2)<br>OBP: 0.268, SLG: 0.208<br>28 José Molina, R (4, 2)<br>OBP: 0.229, SLG: 0.185 | | B FF 90<br>C CU 77<br>B CU 76<br>F FF 91<br>S FF 90<br>2-3 ③<br>K | | | X FF 90<br>0-0 ①<br>F8 | | X FF 90<br>0-0 ②<br>F9 | | F FF 94<br>F FF 94<br>D CU 82<br>B FF 93<br>F FF 94<br>F FF 93<br>S CU 80<br>2-3 ②<br>K | 1<br>3 | 0<br>0 | 0<br>0 | 0<br>0 | 0<br>0 | 1<br>1 | 0<br>2 |
| Inning Stats | R: 2<br>E: 0<br>K: 0<br>S: 14<br>H: 2<br>LOB: 1<br>BB: 1<br>P: 23 | R: 0<br>E: 0<br>K: 1<br>S: 9<br>H: 1<br>LOB: 0<br>BB: 0<br>P: 12 | R: 0<br>E: 1<br>K: 1<br>S: 14<br>H: 1<br>LOB: 2<br>BB: 0<br>P: 22 | R: 0<br>E: 0<br>K: 0<br>S: 9<br>H: 0<br>LOB: 0<br>BB: 0<br>P: 13 | R: 0<br>E: 0<br>K: 0<br>S: 9<br>H: 1<br>LOB: 1<br>BB: 0<br>P: 13 | R: 0<br>E: 0<br>K: 0<br>S: 4<br>H: 0<br>LOB: 0<br>BB: 0<br>P: 7 | R: 0<br>E: 0<br>K: 0<br>S: 7<br>H: 1<br>LOB: 1<br>BB: 0<br>P: 8 | R: 0<br>E: 0<br>K: 0<br>S: 9<br>H: 2<br>LOB: 2<br>BB: 0<br>P: 14 | R: 1<br>E: 0<br>K: 2<br>S: 16<br>H: 1<br>LOB: 1<br>BB: 0<br>P: 24 | 1B: 4<br>2B: 4<br>3B: 1<br>HR: 0<br>SF: 1<br>SAC: 0<br>DP: 1<br>HBP: 1 | | | | | | |

| | AB | 35 |
|---|---|---|
| | R | 3 |
| | H | 9 |
| | RBI | 3 |
| | BB | 1 |
| | SO | 4 |
| | LOB | 17 |

| | WP: 0 | PA: 38 |
|---|---|---|
| | PB: 0 | |
| | SB: 0 | |
| | CS: 0 | |

| PITCHER | IP | WLS | BF | H | R | ER | SO | BB | IBB | HBP | BLK | WP | HR | S | P | ERA | WHIP |
|---|---|---|---|---|---|---|---|---|---|---|---|---|---|---|---|---|---|
| 63 Anthony Ranaudo, R (1, 1)<br>ERA: 4.81 | 7.0 | W | 28 | 6 | 2 | 2 | 2 | 1 | 0 | 0 | 0 | 0 | 0 | 66 | 98 | 2.57 | 1.000 |
| 66 Drake Britton, L (8, 1)<br>ERA: | 1.0 | | 5 | 2 | 0 | 0 | 0 | 0 | 0 | 0 | 0 | 0 | 0 | 9 | 14 | 0.00 | 2.000 |
| 71 Edwin Escobar, L (9, 1)<br>ERA: 4.5 | 1.0 | | 5 | 1 | 1 | 1 | 2 | 0 | 0 | 1 | 0 | 0 | 0 | 16 | 24 | 9.00 | 1.000 |

| PITCHER | IP | WLS | BF | H | R | ER | SO | BB | IBB | HBP | BLK | WP | HR | S | P | ERA | WHIP |
|---|---|---|---|---|---|---|---|---|---|---|---|---|---|---|---|---|---|

# Tampa Bay Rays @ Boston Red Sox

Fenway Park, Boston, MA

Wed Sep 24 2014, 7:12 PM - 10:52 PM EDT

Att. 35,741 - Partly Cloudy - 61 F

BOTTOM

livebaseballscorecards.com

| Batter | 1 | 2 | 3 | 4 | 5 | 6 | 7 | 8 | 9 | AB | R | H | RBI | BB | SO | LOB |
|---|---|---|---|---|---|---|---|---|---|---|---|---|---|---|---|---|
| 50 Mookie Betts, R (1, 4)<br>OBP: 0.366, SLG: 0.436 | B FF 90<br>C FF 92<br>S FS 85<br>B FF 91<br>T FS 86<br>2-2 ① K | D SL 80<br>D FS 85<br>B FF 90<br>B FF 90<br>4-0 2 SF7<br>1-2 BB | | C FF 90<br>D FS 84<br>B FS 83<br>X FF 91<br>2-1 2 1B 29 2B<br>1-2<br>2-3 1B | C FF 93<br>F FF 93<br>B FF 94<br>T FF 93<br>1-2 ② K | B FF 94<br>C FF 93<br>B SL 82<br>S FF 94<br>F FF 94<br>B FS 84<br>B FF 94<br>4-2 E1<br>1-3<br>2-H<br>3-H BB | | | | 3 | 1 | 1 | 1 | 2 | 2 | 0 |
| 2 Xander Bogaerts, R (1, 6)<br>OBP: 0.298, SLG: 0.363 | C FF 91<br>B CU 73<br>F FF 92<br>B FF 92<br>X FS 84<br>2-2 52 1B 1B | C FF 90<br>B SL 81<br>X FS 83<br>1-1 ② SF7<br>1-2<br>2-3<br>3-H | | C SL 80<br>F SI 92<br>B FS 82<br>F SL 84<br>X FF 92<br>1-2 29 2B<br>1-2<br>2-H<br>3-H 1B | C SL 84<br>X FF 94<br>0-1 ③ G1-3 | B FF 93<br>C SL 82<br>C SL 83<br>F FF 93<br>F FF 94<br>F FS 84<br>F FF 94<br>S FS 85<br>1-3 ③ K2-3 | | | | 4 | 1 | 2 | 3 | 0 | 1 | 2 |
| 29 Daniel Nava, S (1, 9)<br>OBP: 0.344, SLG: 0.363<br>25 Jackie Bradley Jr., L (8, 9)<br>OBP: 0.266, SLG: 0.266 | B FF 92<br>C FF 92<br>D FS 84<br>F FS 84<br>S FF 91<br>2-3 ② K | B CU 70<br>S FF 91<br>F FF 91<br>B FF 90<br>F FF 92<br>B FF 92<br>F FF 91<br>B FF 91<br>4-2 BB | | C SI 91<br>D FS 82<br>B FS 80<br>X SI 89<br>2-1 70 WP 38 WP<br>1-H<br>2-H 2B | | B FF 92<br>B FF 92<br>C FF 92<br>F FF 91<br>C KC 77<br>2-3 ① K | X FF 89<br>0-0 ① G6-3 | | | 4<br>0 | 1<br>0 | 1<br>0 | 2<br>0 | 1<br>0 | 2<br>0 | 1<br>0 |
| 52 Yoenis Cespedes, R (1, 10)<br>OBP: 0.301, SLG: 0.455 | B FF 92<br>F SL 80<br>D FS 85<br>F FS 84<br>F FF 92<br>F FF 90<br>X FC 86<br>2-2<br>1-3 1B | B SL 81<br>X FF 91<br>1-0 ③ F9 | | C SL 82<br>C SL 84<br>X SL 84<br>0-2 ① L7 | | C FF 93<br>F FF 93<br>X KC 77<br>0-2 70 HBP 38 BB 2B | C FF 90<br>X SL 84<br>0-1 ② G5-3 | | | 5 | 1 | 2 | 0 | 0 | 0 | 4 |
| 5 Allen Craig, R (1, 3)<br>OBP: 0.283, SLG: 0.320<br>20 Ryan Lavarnway, R (7, 3) | C SL 78<br>S FS 85<br>S FF 91<br>0-3 ③ K | B FF 90<br>T FF 90<br>X SL 79<br>1-1 ① F9 | | C SI 91<br>F SL 83<br>B FF 92<br>X FS 83<br>1-2 ② G5-3 | | B FF 93<br>B SL 84<br>D SL 86<br>B FF 92<br>4-0 38 BB 70 HBP 55 BB BB | B SL 83<br>C FF 89<br>X FF 90<br>1-1 ③ F8 | | | 3<br>1 | 1<br>0 | 0<br>0 | 0<br>0 | 1<br>0 | 1<br>0 | 3<br>0 |
| 70 Garin Cecchini, L (1, 5)<br>OBP: 0.450, SLG: 0.563 | | C FF 89<br>B CU 70<br>B FF 90<br>X FF 90<br>2-1 HR | C CU 69<br>B FS 85<br>B FF 90<br>S FS 84<br>F FF 90<br>F FF 91<br>B FS 82<br>X FS 84<br>3-2 ② G1-3 | B CU 76<br>B FF 91<br>F FS 79<br>B FF 91<br>B FS 80<br>4-1 38 WP<br>2-3 BB | | C SL 86<br>B FF 92<br>S FF 92<br>F FF 92<br>H KC 78<br>2-2 55 BB 38 BB 50 PB<br>1-2<br>2-3 HBP | | F SI 91<br>C FF 90<br>B SI 91<br>B CU 75<br>F FF 91<br>B CU 76<br>C SI 91<br>3-3 ① K | | 3 | 2 | 1 | 1 | 1 | 1 | 0 |
| 38 Rusney Castillo, R (1, 8)<br>OBP: 0.240, SLG: 0.174 | | C FS 83<br>B SL 79<br>X SL 81<br>1-1 ① G6-3 | S FF 90<br>F FF 91<br>X FF 91<br>0-2 ③ F8 | F SL 84<br>B SI 90<br>F SL 84<br>B SI 91<br>B FS 82<br>F FF 92<br>F SL 83<br>F SL 82<br>F SI 93<br>4-2 73 FC6-4<br>1-2<br>3-H BB | | B SL 86<br>S SL 86<br>B FF 93<br>B FF 92<br>B SL 86<br>4-1 55 BB 50 PB<br>1-2<br>2-3<br>3-H BB | | F SI 87<br>T FF 90<br>C SI 90<br>0-3 ② K | | 3 | 1 | 0 | 1 | 2 | 1 | 0 |
| 73 Bryce Brentz, R (1, 7)<br>OBP: 0.364, SLG: 0.545 | | B FF 91<br>C FF 90<br>B FS 85<br>B SL 82<br>X FF 91<br>3-1 55 1B 2 SF7 1B | A FF 89<br>B FS 83<br>B FF 91<br>B SL 80<br>X FF 90<br>2-2 50 1B 2 1B 2B<br>X SI 90<br>0-0 FC6-4<br>1-2B | | | F FF 93<br>S FF 93<br>S FF 94<br>0-3 ② K | | | C FF 91<br>C CU 74<br>F FF 90<br>F FF 90<br>F FF 90<br>B CU 76<br>B CU 75<br>F FF 90<br>S FF 89<br>2-3 ③ K | | 5 | 2 | 2 | 0 | 0 | 2 | 5 |
| 55 Christian Vázquez, R (1, 2)<br>OBP: 0.289, SLG: 0.268<br>61 Dan Butler, R (8, 2)<br>OBP: 0.250, SLG: 0.333 | | B CU 73<br>D SL 80<br>F FF 91<br>B FF 90<br>C SL 82<br>1 SAFE<br>X FS 85<br>3-2 2 SF7 50 BB<br>1-3 1B | | B FS 83<br>C FF 90<br>D FS 83<br>D SL 81<br>C FF 90<br>B FF 91<br>4-2 50 1B 2 1B BB | B FF 92<br>F FF 92<br>B FF 92<br>C SL 85<br>X FF 93<br>2-2 ① G5-3 | B FF 94<br>B FF 93<br>B FF 94<br>C FF 94<br>S FF 93<br>F FF 93<br>D FF 94<br>4-2 50 E 50 PB<br>1-2<br>2-3<br>3-H BB | | | | 2<br>0 | 1<br>0 | 1<br>0 | 1<br>0 | 2<br>0 | 0<br>0 | 0<br>0 |
| Inning Stats | R: 0<br>E: 0<br>K: 3<br>S: 17<br>H: 2<br>LOB: 2<br>BB: 0<br>P: 25 | R: 2<br>E: 0<br>K: 0<br>S: 17<br>H: 3<br>LOB: 3<br>BB: 2<br>P: 36 | R: 0<br>E: 0<br>K: 0<br>S: 10<br>H: 0<br>LOB: 0<br>BB: 0<br>P: 14 | R: 5<br>E: 0<br>K: 0<br>S: 28<br>H: 4<br>LOB: 2<br>BB: 3<br>P: 48 | R: 0<br>E: 0<br>K: 1<br>S: 8<br>H: 0<br>LOB: 0<br>BB: 0<br>P: 11 | R: 4<br>E: 1<br>K: 3<br>S: 26<br>H: 1<br>LOB: 2<br>BB: 4<br>P: 47 | R: 0<br>E: 0<br>K: 0<br>S: 5<br>H: 0<br>LOB: 0<br>BB: 0<br>P: 6 | R: 0<br>E: 0<br>K: 3<br>S: 14<br>H: 0<br>LOB: 0<br>BB: 0<br>P: 19 | | | 1B: 6<br>2B: 3<br>3B: 0<br>HR: 1<br>SF: 1<br>SAC: 0<br>DP: 0<br>HBP: 1 | | | WP: 2<br>PB: 2<br>SB: 0<br>CS: 0<br>PA: 44 | | |

| PITCHER | | IP | WLS | BF | H | R | ER | SO | BB | IBB | HBP | BLK | WP | HR | S | P | ERA | WHIP |
|---|---|---|---|---|---|---|---|---|---|---|---|---|---|---|---|---|---|---|
| 23 Jake Odorizzi, R<br>ERA: 4.13 | (1, 1) | 3.0 | L | 19 | 7 | 5 | 5 | 3 | 3 | 0 | 0 | 0 | 0 | 1 | 52 | 91 | 15.00 | 3.333 |
| 47 Brandon Gomes, R<br>ERA: 3.78 | (4, 1) | 1.0 | | 7 | 2 | 2 | 2 | 0 | 2 | 0 | 0 | 0 | 2 | 0 | 20 | 32 | 18.00 | 4.000 |
| 49 Kirby Yates, R<br>ERA: 3.82 | (5, 1) | 1.1 | | 8 | 1 | 4 | 3 | 2 | 2 | 0 | 1 | 0 | 0 | 0 | 18 | 33 | 20.25 | 2.250 |
| 54 Steve Geltz, R<br>ERA: 2.35 | (6, 1) | 0.2 | | 4 | 0 | 0 | 0 | 2 | 2 | 0 | 0 | 0 | 0 | 0 | 16 | 25 | 0.00 | 3.000 |
| 27 Cesár Ramos, L<br>ERA: 3.79 | (7, 1) | 1.0 | | 3 | 0 | 0 | 0 | 0 | 0 | 0 | 0 | 0 | 0 | 0 | 5 | 6 | 0.00 | 0.000 |

| PITCHER | | IP | WLS | BF | H | R | ER | SO | BB | IBB | HBP | BLK | WP | HR | S | P | ERA | WHIP |
|---|---|---|---|---|---|---|---|---|---|---|---|---|---|---|---|---|---|---|
| 38 Jeff Beliveau, L<br>ERA: 1.54 | (8, 1) | 1.0 | | 3 | 0 | 0 | 0 | 3 | 0 | 0 | 0 | 0 | 0 | 0 | 14 | 19 | 0.00 | 0.000 |

| | |
|---|---|
| AB | 33 |
| R | 11 |
| H | 10 |
| RBI | 9 |
| BB | 9 |
| SO | 10 |
| LOB | 15 |

# Tampa Bay Rays @ Boston Red Sox

Fenway Park, Boston, MA

Thu Sep 25 2014, 7:12 PM - 10:26 PM EDT

Att. 36,590 - Cloudy - 63 F

TOP

livebaseballscorecards.com

| Batter | 1 | 2 | 3 | 4 | 5 | 6 | 7 | 8 | 9 | AB | R | H | RBI | BB | SO | LOB |
|---|---|---|---|---|---|---|---|---|---|---|---|---|---|---|---|---|
| 18 Ben Zobrist, S (1, 6)<br>OBP: 0.356, SLG: 0.398 | B FF 93<br>C FF 92<br>S CH 84<br>B CH 85<br>B FF 93<br>X FF 93<br>3-2 ① G4-3 | B CH 84<br>S CH 84<br>X FF 94<br>1-1 7 CS 1-3 2-H 1B | | | B FF 92<br>C SI 89<br>B SI 92<br>X FF 91<br>2-1 ① G4-3 | | S CH 84<br>B CU 76<br>X CH 84<br>1-1 ② FC4-6 7 WP 1-2f | | | 4 | 0 | 1 | 1 | 0 | 0 | 1 |
| 7 David DeJesus, L (1, 10)<br>OBP: 0.351, SLG: 0.413 | C FF 93<br>B FF 93<br>B CH 85<br>X SI 92<br>2-1 ② G3-1 | S CH 84<br>D FF 94<br>1-1 ③ CS 1-2 | X FF 91<br>0-0 ① F7 | | C FF 92<br>F SL 83<br>B FF 92<br>B CH 83<br>F CH 85<br>C SL 84<br>2-3 ② K | | B FF 92<br>S SL 82<br>S CH 83<br>F FF 94<br>B SL 81<br>B CH 84<br>X CH 84<br>3-2 ③ G6-3 1-2 | | | 4 | 0 | 0 | 0 | 0 | 1 | 1 |
| 3 Evan Longoria, R (1, 5)<br>OBP: 0.323, SLG: 0.408<br>1 Sean Rodríguez, R (7, 5)<br>OBP: 0.254, SLG: 0.429 | X FF 95<br>0-0 21 1B 1B | | C FF 92<br>C CH 84<br>B SL 85<br>X SL 83<br>1-2 ② P5 | | S CH 85<br>X FF 95<br>0-1 1B | | | C SL 86<br>S SL 87<br>B FF 92<br>F FF 93<br>S SL 85<br>1-3 ① K | | 3<br>1 | 0<br>0 | 2<br>0 | 0<br>0 | 0<br>0 | 0<br>1 | 0<br>0 |
| 21 James Loney, L (1, 3)<br>OBP: 0.335, SLG: 0.380 | C SI 93<br>S FF 91<br>X CH 86<br>0-2 1-2 1B | | B FF 92<br>X SI 92<br>1-0 ③ G1-6-3 | | C FF 93<br>F FF 93<br>F FF 92<br>B FF 94<br>F SL 83<br>B SL 86<br>B FF 93<br>S CH 85<br>3-3 ③ K | | | B FF 94<br>B FF 92<br>C SL 85<br>F CH 87<br>C SI 91<br>2-3 ② K | | 4 | 0 | 1 | 0 | 0 | 2 | 1 |
| 9 Wil Myers, R (1, 9)<br>OBP: 0.292, SLG: 0.319 | B SL 85<br>X FF 93<br>1-0 ③ F9 | | | C FF 92<br>B FF 94<br>S SL 83<br>F SL 85<br>S CH 84<br>1-3 ① K | | C SL 84<br>F FF 90<br>B CH 85<br>C FF 93<br>1-3 ① K | | X SL 86<br>0-0 1B | | 4 | 0 | 1 | 0 | 0 | 2 | 2 |
| 2 Nick Franklin, S (1, 4)<br>OBP: 0.253, SLG: 0.286 | | C FF 93<br>B CU 76<br>F SI 92<br>B CU 76<br>X FF 92<br>2-2 ① G4-3 | | X SI 91<br>0-0 ② F8 | | B SL 83<br>X SI 92<br>1-0 ② F8 | | C SI 92<br>X SI 93<br>0-1 ③ F7 | | 4 | 0 | 0 | 0 | 0 | 0 | 1 |
| 20 Matt Joyce, L (1, 7)<br>OBP: 0.348, SLG: 0.386 | | B FF 92<br>X FF 92<br>1-0 ② G3 | | C CH 85<br>X SI 92<br>0-1 24 1B 1B | | X CH 85<br>0-0 ③ G3-1 | | | B FF 88<br>S FF 89<br>X FF 88<br>1-1 ① F8 | 4 | 0 | 1 | 0 | 0 | 0 | 0 |
| 24 Ryan Hanigan, R (1, 2)<br>OBP: 0.327, SLG: 0.335<br>5 Brandon Guyer, R (9, PH)<br>OBP: 0.336, SLG: 0.368 | | H FF 94<br>1-0 39 1B 18 1B HBP | | C SL 82<br>X SI 91<br>0-1 1-2 1B | | | B FF 89<br>B FF 92<br>B FF 91<br>B FF 88<br>4-0 39 FC3-6 BB | | C FF 88<br>C FS 81<br>S FF 88<br>0-3 ② K | 1<br>1 | 1<br>0 | 1<br>0 | 0<br>0 | 1<br>0 | 0<br>1 | 0<br>0 |
| 39 Kevin Kiermaier, L (1, 8)<br>OBP: 0.314, SLG: 0.448 | | X FF 91<br>0-0 18 1B 1-2 1B | | C FF 95<br>B CU 76<br>F FF 94<br>F SL 85<br>B FF 93<br>B CH 85<br>S CH 84<br>3-3 ③ K | | | B CH 84<br>D FF 92<br>C FF 94<br>X FF 92<br>2-1 ① FC3-6 18 FC4-6 1-2f | | X FS 80<br>0-0 ③ G4-3 | 4 | 0 | 1 | 0 | 0 | 1 | 3 |

| | AB | 34 |
|---|---|---|
| | R | 1 |
| | H | 8 |
| | RBI | 1 |
| | BB | 1 |
| | SO | 8 |
| | LOB | 9 |

| Inning Stats | 1 | 2 | 3 | 4 | 5 | 6 | 7 | 8 | 9 |
|---|---|---|---|---|---|---|---|---|---|
| | R: 0<br>E: 0<br>K: 0<br>S: 10 | R: 1<br>E: 0<br>K: 0<br>S: 8 | R: 0<br>E: 0<br>K: 0<br>S: 5 | R: 0<br>E: 0<br>K: 2<br>S: 13 | R: 0<br>E: 0<br>K: 2<br>S: 13 | R: 0<br>E: 0<br>K: 1<br>S: 5 | R: 0<br>E: 0<br>K: 0<br>S: 8 | R: 0<br>E: 0<br>K: 2<br>S: 10 | R: 0<br>E: 0<br>K: 1<br>S: 6 |
| | H: 2<br>LOB: 2<br>BB: 0<br>P: 16 | H: 2<br>LOB: 1<br>BB: 0<br>P: 14 | H: 0<br>LOB: 0<br>BB: 0<br>P: 7 | H: 2<br>LOB: 2<br>BB: 0<br>P: 17 | H: 1<br>LOB: 1<br>BB: 0<br>P: 20 | H: 0<br>LOB: 0<br>BB: 0<br>P: 7 | H: 0<br>LOB: 1<br>BB: 1<br>P: 18 | H: 1<br>LOB: 1<br>BB: 0<br>P: 13 | H: 0<br>LOB: 0<br>BB: 0<br>P: 7 |

1B: 8 SF: 0
2B: 0 SAC: 0
3B: 0 DP: 0
HR: 0 HBP: 1

WP: 1 PA: 37
PB: 0
SB: 0
CS: 1

| PITCHER | | IP | WLS | BF | H | R | ER | SO | BB | IBB | HBP | BLK | WP | HR | S | P | ERA | WHIP |
|---|---|---|---|---|---|---|---|---|---|---|---|---|---|---|---|---|---|---|
| 64 Allen Webster, R<br>ERA: 5.03 | (1, 1) | 7.0 | W | 29 | 7 | 1 | 1 | 5 | 1 | 0 | 1 | 0 | 1 | 0 | 62 | 99 | 1.29 | 1.143 |
| 30 Alex Wilson, R<br>ERA: 1.98 | (8, 1) | 1.0 | | 4 | 1 | 0 | 0 | 2 | 0 | 0 | 0 | 0 | 0 | 0 | 10 | 13 | 0.00 | 1.000 |
| 19 Koji Uehara, R<br>ERA: 2.52 | (9, 1) | 1.0 | | 3 | 0 | 0 | 0 | 1 | 0 | 0 | 0 | 0 | 0 | 0 | 6 | 7 | 0.00 | 0.000 |

| PITCHER | IP | WLS | BF | H | R | ER | SO | BB | IBB | HBP | BLK | WP | HR | S | P | ERA | WHIP |
|---|---|---|---|---|---|---|---|---|---|---|---|---|---|---|---|---|---|

# Tampa Bay Rays @ Boston Red Sox

Fenway Park, Boston, MA

Thu Sep 25 2014, 7:12 PM - 10:26 PM EDT

Att. 36,590 - Cloudy - 63 F

livebaseballscorecards.com

BOTTOM

| Batter | 1 | 2 | 3 | 4 | 5 | 6 | 7 | 8 | 9 | AB | R | H | RBI | BB | SO | LOB |
|---|---|---|---|---|---|---|---|---|---|---|---|---|---|---|---|---|
| 50 Mookie Betts, R (1, 4)<br>OBP: 0.372, SLG: 0.446 | C FF 89<br>B FF 90<br>B FF 90<br>C FF 90<br>B FF 91<br>X FF 91<br>3-2<br>2<br>1B<br>29<br>SF7<br>1B | S CH 81<br>F FF 90<br>F FF 90<br>X CH 81<br>0-2<br>1B | B FF 92<br>C SL 81<br>B FF 93<br>X SL 82<br>2-1 ③<br>F8 | | | X FF 89<br>0-0<br>52<br>L1-5-3<br>1-3<br>2-H<br>2B | C FF 89<br>B FF 89<br>C FF 89<br>X FF 88<br>1-2 ②<br>F9<br>2-3 | | | 5 | 1 | 3 | 1 | 0 | 0 | 2 |
| 2 Xander Bogaerts, R (1, 6)<br>OBP: 0.297, SLG: 0.361 | L FF 90<br>F CH 82<br>F FF 90<br>B SI 90<br>1 SAFE<br>X CH 81<br>1-2<br>52<br>1B<br>29<br>SF7<br>1-3<br>1B | 1 SAFE<br>B SI 88<br>1 SAFE<br>C CH 82<br>B FF 89<br>F CH 82<br>F FF 91<br>1 SAFE<br>S CH 82<br>2-3 ③<br>K2-3 | | C FF 88<br>F FF 88<br>F SL 82<br>B SL 82<br>X SL 83<br>1-2 ①<br>L6 | | B CH 79<br>C FF 90<br>S CH 78<br>F FF 91<br>S CH 80<br>1-3 ①<br>K | S FF 89<br>S FF 89<br>F FF 90<br>F FF 89<br>D CU 78<br>S FS 80<br>1-3 ③<br>K | | | 5 | 0 | 1 | 0 | 0 | 3 | 4 |
| 29 Daniel Nava, S (1, 9)<br>OBP: 0.343, SLG: 0.361<br>25 Jackie Bradley Jr., L (6, PR)<br>OBP: 0.265, SLG: 0.266<br>(7, 9) | C FF 89<br>B SI 89<br>B FF 90<br>X FF 90<br>2-1 ①<br>SF7<br>1-2<br>3-H | C FF 89<br>B CH 81<br>C CU 73<br>B CU 77<br>F CH 82<br>B FF 90<br>X FF 91<br>3-2 ①<br>G3 | B FF 91<br>S FF 88<br>B FF 89<br>X FF 88<br>2-1 ②<br>G5-3 | | | C CH 79<br>B FF 89<br>B CH 78<br>B SL 75<br>B CH 78<br>4-1<br>52<br>L1-5-3<br>BB | | F FF 92<br>X SL 84<br>0-1 ①<br>G3 | | 2<br>1 | 0<br>0 | 0<br>0 | 1<br>0 | 1<br>0 | 0<br>0 | 0<br>0 |
| 52 Yoenis Cespedes, R (1, 10)<br>OBP: 0.302, SLG: 0.454 | C CU 76<br>X SI 91<br>0-1<br>5<br>G6-4-3<br>2-3<br>1B | | B FF 91<br>S CH 82<br>X FF 91<br>1-1<br>70<br>S<br>5<br>1B<br>70<br>E<br>1B | B FF 90<br>B FF 89<br>C FF 90<br>C FF 89<br>B FF 89<br>X FF 91<br>3-2 ③<br>G6-3 | | C SL 85<br>X SL 84<br>0-1 ②<br>L1-5-3<br>1-2<br>2-3<br>3-H | | B SL 85<br>S FF 92<br>X FF 93<br>1-1 ②<br>F9 | | 5 | 1 | 2 | 1 | 0 | 0 | 2 |
| 5 Allen Craig, R (1, 3)<br>OBP: 0.283, SLG: 0.319<br>20 Ryan Lavarnway, R (7, 3) | C FF 90<br>F FF 90<br>X CU 78<br>0-2 ②<br>G6-4-3 ③<br>1-2f | | X FF 90<br>0-0<br>70<br>E<br>70<br>S<br>38<br>HR<br>1-2<br>1B | | F FF 89<br>F FF 90<br>C FF 90<br>0-3 ①<br>K | B FF 92<br>B FF 92<br>S FF 92<br>B FF 92<br>C SL 84<br>X FF 92<br>3-2 ③<br>G5-3 | | B FF 92<br>C FF 93<br>B FF 93<br>S SL 84<br>S SL 85<br>2-3 ③<br>K | | 4<br>1 | 1<br>0 | 1<br>0 | 0<br>0 | 0<br>0 | 1<br>1 | 5<br>0 |
| 70 Garin Cecchini, L (1, 5)<br>OBP: 0.417, SLG: 0.500 | | C CU 71<br>X FF 90<br>0-1<br>38<br>WP<br>55<br>HR<br>1B | D CH 80<br>B FF 89<br>C CH 81<br>B CH 81<br>F FF 91<br>X CH 81<br>3-2<br>E3<br>38<br>HR<br>1-3<br>2-H | | C FF 89<br>S SL 81<br>B SL 82<br>X SL 83<br>1-2 ②<br>G6-3 | | B CU 76<br>B CU 75<br>X FF 88<br>2-0 ①<br>L5 | | | 4 | 2 | 1 | 1 | 0 | 0 | 1 |
| 38 Rusney Castillo, R (1, 8)<br>OBP: 0.276, SLG: 0.370 | | C FF 89<br>F FF 90<br>B CU 77<br>D CH 81<br>S CU 77<br>2-3 ①<br>K<br>1-2 | X FF 92<br>0-0<br>1-H<br>3-H<br>HR | | S FF 89<br>X SL 83<br>0-1 ③<br>G6-3 | | C CU 75<br>X FS 80<br>0-1<br>73<br>1B<br>2B | | | 4 | 2 | 2 | 3 | 0 | 1 | 1 |
| 73 Bryce Brentz, R (1, 7)<br>OBP: 0.400, SLG: 0.533 | | B CU 74<br>X FF 90<br>1-0 ②<br>G5-3 | C FF 92<br>C FF 93<br>C SL 83<br>0-3 ②<br>K | | | F FF 89<br>F CH 79<br>B FF 90<br>F CH 78<br>X SL 76<br>1-2<br>55<br>1B<br>50<br>2B<br>1B | C CU 76<br>B FF 88<br>D FS 81<br>F FF 89<br>X FF 90<br>2-2<br>55<br>WP<br>55<br>2B<br>2-H<br>1B | | | 4 | 2 | 2 | 1 | 0 | 1 | 1 |
| 55 Christian Vázquez, R (1, 2)<br>OBP: 0.304, SLG: 0.308 | | D CU 74<br>C FF 91<br>B FF 90<br>S FF 90<br>B FF 91<br>F FF 91<br>F FF 90<br>X FF 91<br>3-2<br>2-H<br>HR | X FF 93<br>0-0<br>1B | | | C FF 90<br>B FF 90<br>X FF 90<br>1-1<br>50<br>2B<br>52<br>L1-5-3<br>1-2<br>1B | C CU 76<br>B FS 81<br>X FS 79<br>1-1<br>50<br>F9<br>1-H<br>2B | | | 4 | 2 | 4 | 3 | 0 | 0 | 0 |
| Inning Stats | R: 1<br>E: 0<br>K: 0<br>S: 14<br>H: 3<br>LOB: 1<br>BB: 0<br>P: 20 | R: 2<br>E: 0<br>K: 2<br>S: 19<br>H: 3<br>LOB: 1<br>BB: 0<br>P: 27 | R: 4<br>E: 1<br>K: 1<br>S: 17<br>H: 4<br>LOB: 1<br>BB: 0<br>P: 26 | R: 0<br>E: 0<br>K: 0<br>S: 9<br>H: 0<br>LOB: 0<br>BB: 0<br>P: 15 | R: 0<br>E: 0<br>K: 1<br>S: 8<br>H: 0<br>LOB: 0<br>BB: 0<br>P: 9 | R: 2<br>E: 0<br>K: 1<br>S: 17<br>H: 3<br>LOB: 3<br>BB: 1<br>P: 27 | R: 2<br>E: 0<br>K: 1<br>S: 16<br>H: 3<br>LOB: 1<br>BB: 0<br>P: 23 | R: 0<br>E: 0<br>K: 1<br>S: 7<br>H: 0<br>LOB: 0<br>BB: 0<br>P: 10 | | 1B: 11<br>2B: 3<br>3B: 0<br>HR: 2<br>SF: 1<br>SAC: 0<br>DP: 1<br>HBP: 0 | | | | WP: 2<br>PB: 0<br>SB: 2<br>CS: 0<br>PA: 41 | | |

| | AB | 39 |
|---|---|---|
| | R | 11 |
| | H | 16 |
| | RBI | 11 |
| | BB | 1 |
| | SO | 7 |
| | LOB | 16 |

| PITCHER | | IP | WLS | BF | H | R | ER | SO | BB | IBB | HBP | BLK | WP | HR | S | P | ERA | WHIP |
|---|---|---|---|---|---|---|---|---|---|---|---|---|---|---|---|---|---|---|
| 58 Jeremy Hellickson, R<br>ERA: 4.52 | (1, 1) | 2.1 | L | 15 | 8 | 6 | 6 | 2 | 0 | 0 | 0 | 0 | 1 | 1 | 43 | 64 | 23.14 | 3.429 |
| 54 Steve Geltz, R<br>ERA: 3.24 | (3, 1) | 0.2 | | 4 | 2 | 1 | 0 | 1 | 0 | 0 | 0 | 0 | 0 | 1 | 7 | 9 | 0.00 | 3.000 |
| 27 Cesár Ramos, L<br>ERA: 3.7 | (4, 1) | 2.0 | | 6 | 0 | 0 | 0 | 1 | 0 | 0 | 0 | 0 | 0 | 0 | 17 | 24 | 0.00 | 0.000 |
| 34 C.J. Riefenhauser, L<br>ERA: 10.38 | (6, 1) | 0.1 | | 5 | 3 | 2 | 2 | 1 | 1 | 0 | 0 | 0 | 0 | 0 | 12 | 19 | 54.00 | 12.000 |
| 49 Kirby Yates, R<br>ERA: 3.75 | (6, 1) | 0.2 | | 2 | 0 | 0 | 0 | 0 | 0 | 0 | 0 | 0 | 0 | 0 | 5 | 8 | 0.00 | 0.000 |

| PITCHER | | IP | WLS | BF | H | R | ER | SO | BB | IBB | HBP | BLK | WP | HR | S | P | ERA | WHIP |
|---|---|---|---|---|---|---|---|---|---|---|---|---|---|---|---|---|---|---|
| 62 Joel Peralta, R<br>ERA: 4.45 | (7, 1) | 1.0 | | 6 | 3 | 2 | 2 | 1 | 0 | 0 | 0 | 0 | 1 | 0 | 16 | 23 | 18.00 | 3.000 |
| 50 Grant Balfour, R<br>ERA: 4.99 | (8, 1) | 1.0 | | 3 | 0 | 0 | 0 | 1 | 0 | 0 | 0 | 0 | 0 | 0 | 7 | 10 | 0.00 | 0.000 |

# Tampa Bay Rays @ Cleveland Indians

Progressive Field, Cleveland, OH

Fri Sep 26 2014, 7:09 PM - 9:40 PM EDT

Att. 23,131 - Clear - 67 F

livebaseballscorecards.com

| Batter | 1 | 2 | 3 | 4 | 5 | 6 | 7 | 8 | 9 | AB | R | H | RBI | BB | SO | LOB |
|---|---|---|---|---|---|---|---|---|---|---|---|---|---|---|---|---|
| 18 Ben Zobrist, S (1, 4)<br>OBP: 0.353, SLG: 0.395 | F SI 93<br>C SI 93<br>B FF 94<br>F SL 90<br>F SL 90<br>B FF 95<br>C SI 96<br>2-3 ① K | | C SL 87<br>F FF 94<br>X CU 84<br>0-2 ③ G3-1 | | | X SL 87<br>0-0 ① G4-3 | | S SL 87<br>F SL 90<br>X FF 94<br>0-2 ① G4-3 | | 4 | 0 | 0 | 0 | 0 | 1 | 0 |
| 7 David DeJesus, L (1, 10)<br>OBP: 0.346, SLG: 0.406 | B SI 95<br>F SL 91<br>F SI 94<br>B FF 96<br>B SI 95<br>F SI 95<br>S FF 94<br>3-3 ② K | | | X SL 88<br>0-0 ① F7 | | B SL 90<br>L FF 95<br>B CU 82<br>X SL 89<br>2-1 ② G4-3 | | C SI 95<br>B CH 85<br>F FF 94<br>B CU 84<br>B CU 83<br>S SI 94<br>3-3 ② K | | 4 | 0 | 0 | 0 | 0 | 2 | 0 |
| 3 Evan Longoria, R (1, 5)<br>OBP: 0.323, SLG: 0.407 | C SI 95<br>B SL 90<br>C SL 90<br>S SI 97<br>1-3 ③ K | | | F SI 92<br>X SL 90<br>0-1 ② F9 | | C SI 94<br>X SL 90<br>0-1 1B | | B SL 88<br>B SI 95<br>F SL 89<br>F SI 96<br>C CU 85<br>2-3 ③ K | | 4 | 0 | 1 | 0 | 0 | 2 | 0 |
| 21 James Loney, L (1, 3)<br>OBP: 0.336, SLG: 0.381 | | X SI 93<br>0-0 2 G4-6-3 1B | | X SI 94<br>0-0 1B | | C SI 95<br>C SI 95<br>B CU 84<br>F FF 95<br>X SI 95<br>1-2 ③ F8 | | | C FF 96<br>C KC 86<br>F FF 95<br>C KC 86<br>0-3 ① K | 4 | 0 | 2 | 0 | 0 | 1 | 1 |
| 2 Nick Franklin, S (1, 6)<br>OBP: 0.241, SLG: 0.270 | | X SI 93<br>0-0 ① ② G4-6-3<br>1-2f | | C SL 88<br>X CH 85<br>0-1 ③ G3 | | | X SL 88<br>0-0 ① F8 | | F FF 95<br>X KC 86<br>0-1 ② G4-3 | 4 | 0 | 0 | 0 | 0 | 0 | 2 |
| 20 Matt Joyce, L (1, 9)<br>OBP: 0.350, SLG: 0.386 | | C SI 94<br>B CH 86<br>S SI 94<br>F SI 95<br>B CU 83<br>B SI 95<br>F SI 93<br>F SI 94<br>B SI 96<br>4-2 BB | | | B SL 86<br>S SL 90<br>B CH 86<br>F SI 94<br>C SI 95<br>2-3 ① K | | X SI 94<br>0-0 5 G5-3 1B | | B KC 86<br>C FF 95<br>B KC 87<br>X FF 95<br>2-1 ③ G3-1 | 3 | 0 | 1 | 0 | 1 | 1 | 0 |
| 5 Brandon Guyer, R (1, 7)<br>OBP: 0.332, SLG: 0.363 | | C SL 88<br>F SI 94<br>C SL 88<br>0-3 ③ K | | | F SL 90<br>B SI 94<br>S SL 90<br>F SI 96<br>B CU 84<br>S CU 83<br>2-3 ② K | | B SI 93<br>X SI 94<br>1-0 ② G5-3 1-2 | | | 3 | 0 | 0 | 0 | 0 | 2 | 2 |
| 39 Kevin Kiermaier, L (1, 8)<br>OBP: 0.317, SLG: 0.454 | | | C SL 87<br>T SI 92<br>F FF 94<br>C CU 82<br>0-3 ① K | | F CH 86<br>F SI 94<br>B CU 84<br>X SI 95<br>1-2 3B | | B SL 89<br>B SI 96<br>B SL 90<br>B SI 94<br>4-0 BB | | | 2 | 0 | 1 | 0 | 1 | 1 | 0 |
| 24 Ryan Hanigan, R (1, 2)<br>OBP: 0.323, SLG: 0.330 | | | B SL 88<br>C SI 94<br>F SL 88<br>B SI 95<br>S CU 84<br>2-3 ② K | | F SL 91<br>X SL 90<br>0-1 ③ P3 | | B SI 94<br>B SL 89<br>F SI 94<br>F SI 95<br>C CU 84<br>2-3 ③ K | | | 3 | 0 | 0 | 0 | 0 | 2 | 3 |
| Inning Stats | R: 0<br>E: 0<br>K: 3<br>S: 12<br>H: 0<br>LOB: 0<br>BB: 0<br>P: 18 | R: 0<br>E: 0<br>K: 1<br>S: 10<br>H: 1<br>LOB: 1<br>BB: 1<br>P: 14 | R: 0<br>E: 0<br>K: 2<br>S: 10<br>H: 0<br>LOB: 0<br>BB: 0<br>P: 12 | R: 0<br>E: 0<br>K: 0<br>S: 6<br>H: 1<br>LOB: 1<br>BB: 0<br>P: 6 | R: 0<br>E: 0<br>K: 2<br>S: 12<br>H: 1<br>LOB: 1<br>BB: 0<br>P: 17 | R: 0<br>E: 0<br>K: 0<br>S: 9<br>H: 1<br>LOB: 1<br>BB: 0<br>P: 12 | R: 0<br>E: 0<br>K: 1<br>S: 6<br>H: 1<br>LOB: 2<br>BB: 1<br>P: 13 | R: 0<br>E: 0<br>K: 2<br>S: 9<br>H: 0<br>LOB: 0<br>BB: 0<br>P: 14 | R: 0<br>E: 0<br>K: 1<br>S: 8<br>H: 0<br>LOB: 0<br>BB: 0<br>P: 10 | 1B: 4<br>2B: 0<br>3B: 1<br>HR: 0<br>SF: 0<br>SAC: 0<br>DP: 1<br>HBP: 0 | | | | | | |

| TOP | |
|---|---|
| AB | 31 |
| R | 0 |
| H | 5 |
| RBI | 0 |
| BB | 2 |
| SO | 12 |
| LOB | 8 |

WP: 0 PA: 33
PB: 0
SB: 0
CS: 0

| PITCHER | | IP | WLS | BF | H | R | ER | SO | BB | IBB | HBP | BLK | WP | HR | S | P | ERA | WHIP |
|---|---|---|---|---|---|---|---|---|---|---|---|---|---|---|---|---|---|---|
| 28 Corey Kluber, R<br>ERA: 2.44 | (1, 1) | 8.0 | W | 30 | 5 | 0 | 0 | 11 | 2 | 0 | 0 | 0 | 0 | 0 | 74 | 106 | 0.00 | 0.875 |
| 37 Cody Allen, R<br>ERA: 2.07 | (9, 1) | 1.0 | S | 3 | 0 | 0 | 0 | 1 | 0 | 0 | 0 | 0 | 0 | 0 | 8 | 10 | 0.00 | 0.000 |

| PITCHER | IP | WLS | BF | H | R | ER | SO | BB | IBB | HBP | BLK | WP | HR | S | P | ERA | WHIP |
|---|---|---|---|---|---|---|---|---|---|---|---|---|---|---|---|---|---|

| Batter | 1 | 2 | 3 | 4 | 5 | 6 | 7 | 8 | 9 | AB | R | H | RBI | BB | SO | LOB |
|---|---|---|---|---|---|---|---|---|---|---|---|---|---|---|---|---|
| 24 Michael Bourn, L (1, 8)<br>OBP: 0.317, SLG: 0.364 | B FF 94<br>B FF 94<br>C FF 94<br>C SL 87<br>X SL 88<br>2-2 ① G6-3 | | C SL 86<br>B CH 87<br>X FF 95<br>1-1 ② F8 | | | B SL 85<br>L FF 95<br>F CH 87<br>X CH 91<br>1-2 ② L7 | | C FF 90<br>S FC 86<br>F CU 77<br>X FF 91<br>0-2 ③ G6-3 | | 4 | 0 | 0 | 0 | 0 | 0 | 1 |
| 11 José Ramírez, S (1, 6)<br>OBP: 0.291, SLG: 0.332 | C SL 87<br>S SL 87<br>B SI 97<br>F SL 89<br>F CH 90<br>F FF 97<br>X FF 96<br>1-2 HR | | C SI 94<br>X CH 88<br>0-1 ③ F8 | | | X FF 96<br>0-0 ③ F8 | | | | 3 | 1 | 1 | 1 | 0 | 0 | 0 |
| 23 Michael Brantley, L (1, 7)<br>OBP: 0.385, SLG: 0.507 | C FF 96<br>B SI 96<br>X FF 96<br>1-1 ② F8 | | | B SL 84<br>C SL 86<br>X SL 87<br>1-1 ① G5-3 | | | C FF 94<br>B FF 96<br>B FF 94<br>X SL 88<br>2-1 ① G4-3 | | | 3 | 0 | 0 | 0 | 0 | 0 | 0 |
| 41 Carlos Santana, S (1, 3)<br>OBP: 0.368, SLG: 0.432 | B FF 96<br>F CH 89<br>B FF 95<br>B CH 87<br>S FF 95<br>S CH 88<br>3-3 ③ K | | | F FF 96<br>B FF 96<br>B CH 88<br>S FF 95<br>X CH 88<br>2-2 22 G4-6-3 1B | | | B FF 95<br>S FF 95<br>F CH 89<br>B FF 97<br>B FF 97<br>B FF 95<br>4-2 BB | | | 2 | 0 | 1 | 0 | 1 | 1 | 0 |
| 22 Jason Kipnis, L (1, 10)<br>OBP: 0.310, SLG: 0.330 | | B FF 93<br>C FF 94<br>F FF 94<br>X SL 87<br>1-2 ① F7 | | C FF 95<br>X SI 96<br>0-1 ②③ G4-6-3 **1-2f** | | | L SI 94<br>B FF 94<br>X SL 86<br>1-1 ② L7 | | | 3 | 0 | 0 | 0 | 0 | 0 | 2 |
| 10 Yan Gomes, R (1, 2)<br>OBP: 0.315, SLG: 0.476 | | B FF 95<br>B SL 86<br>B FF 95<br>B FF 95<br>4-0 BB | | | F FF 93<br>S SL 87<br>S SL 88<br>0-3 ① K | | F FF 95<br>X FF 95<br>0-1 ③ F7 | | | 2 | 0 | 0 | 0 | 1 | 1 | 1 |
| 7 David Murphy, L (1, 9)<br>OBP: 0.317, SLG: 0.377 | | D FF 94<br>C FF 94<br>X FF 94<br>1-1 ② F7 | | | C SL 85<br>T SL 88<br>S SL 88<br>0-3 ② K | | | C SL 85<br>B FF 94<br>S SL 86<br>C FF 97<br>1-3 ① K | | 3 | 0 | 0 | 0 | 0 | 2 | 1 |
| 8 Lonnie Chisenhall, L (1, 5)<br>OBP: 0.340, SLG: 0.427 | | C FF 95<br>F SI 97<br>F SL 89<br>B FF 98<br>F SL 88<br>F CH 88<br>X FF 96<br>1-2 ③ L6 | | | B CH 88<br>B SL 85<br>F FF 94<br>F CH 87<br>B SL 88<br>F SL 87<br>C FF 96<br>3-3 ③ K | | | B SL 87<br>F FF 96<br>S FF 96<br>F SL 89<br>F SL 88<br>F FF 97<br>F SL 88<br>B FF 97<br>F SL 88<br>2-3 F FF 96 S FF 96 ② K | | 3 | 0 | 0 | 0 | 0 | 2 | 1 |
| 4 Mike Aviles, R (1, 4)<br>OBP: 0.275, SLG: 0.346 | | | B FF 94<br>X FF 94<br>1-0 ① G5-3 | | | B FF 93<br>C FF 94<br>B FF 94<br>C SL 85<br>B SL 87<br>X SL 88<br>3-2 ① G6-3 | | X FF 96<br>0-0 1B | | 3 | 0 | 1 | 0 | 0 | 0 | 0 |
| Inning Stats | R: 1<br>E: 0<br>K: 1<br>S: 14<br>H: 1<br>LOB: 0<br>BB: 0<br>P: 21 | R: 0<br>E: 0<br>K: 0<br>S: 11<br>H: 0<br>LOB: 1<br>BB: 1<br>P: 18 | R: 0<br>E: 0<br>K: 0<br>S: 5<br>H: 0<br>LOB: 0<br>BB: 0<br>P: 7 | R: 0<br>E: 0<br>K: 0<br>S: 7<br>H: 1<br>LOB: 0<br>BB: 0<br>P: 10 | R: 0<br>E: 0<br>K: 3<br>S: 10<br>H: 0<br>LOB: 0<br>BB: 0<br>P: 13 | R: 0<br>E: 0<br>K: 0<br>S: 7<br>H: 0<br>LOB: 0<br>BB: 0<br>P: 11 | R: 0<br>E: 0<br>K: 0<br>S: 8<br>H: 0<br>LOB: 1<br>BB: 1<br>P: 15 | R: 0<br>E: 0<br>K: 2<br>S: 17<br>H: 1<br>LOB: 1<br>BB: 0<br>P: 20 | | 1B: 2<br>2B: 0<br>3B: 0<br>HR: 1<br>SF: 0<br>SAC: 0<br>DP: 1<br>HBP: 0 | | | | | | |

| PITCHER | | IP | WLS | BF | H | R | ER | SO | BB | IBB | HBP | BLK | WP | HR | S | P | ERA | WHIP |
|---|---|---|---|---|---|---|---|---|---|---|---|---|---|---|---|---|---|---|
| 22 Chris Archer, R<br>ERA: 3.33 | (1, 1) | 7.2 | L | 27 | 3 | 1 | 1 | 6 | 2 | 0 | 0 | 0 | 0 | 1 | 75 | 111 | 1.17 | 0.652 |
| 38 Jeff Beliveau, L<br>ERA: 1.52 | (8, 1) | 0.1 | | 1 | 0 | 0 | 0 | 0 | 0 | 0 | 0 | 0 | 0 | 0 | 4 | 4 | 0.00 | 0.000 |

| PITCHER | IP | WLS | BF | H | R | ER | SO | BB | IBB | HBP | BLK | WP | HR | S | P | ERA | WHIP |
|---|---|---|---|---|---|---|---|---|---|---|---|---|---|---|---|---|---|

# BOTTOM

# Tampa Bay Rays @ Cleveland Indians

Progressive Field, Cleveland, OH

Fri Sep 26 2014, 7:09 PM - 9:40 PM EDT

Att. 23,131 - Clear - 67 F

livebaseballscorecards.com

| | |
|---|---|
| AB | 26 |
| R | 1 |
| H | 3 |
| RBI | 1 |
| BB | 2 |
| SO | 6 |
| LOB | 6 |

# Tampa Bay Rays @ Cleveland Indians

Progressive Field, Cleveland, OH

Sat Sep 27 2014, 6:08 PM - 9:01 PM EDT

Att. 33,025 - Partly Cloudy - 68 F

livebaseballscorecards.com

| Batter | 1 | 2 | 3 | 4 | 5 | 6 | 7 | 8 | 9 | AB | R | H | RBI | BB | SO | LOB |
|---|---|---|---|---|---|---|---|---|---|---|---|---|---|---|---|---|
| 18 Ben Zobrist, S (1, 8) (9, 7)<br>OBP: 0.354, SLG: 0.395 | B FF 97<br>C SI 96<br>C SI 97<br>F CH 90<br>F FF 97<br>B FF 96<br>F CH 90<br>S CH 91<br>2-3 ① K | | C CU 82<br>B FF 94<br>X FF 95<br>1-1 ③ G5-3 | | B FF 96<br>B FF 96<br>B FF 96<br>C FF 95<br>B FF 95<br>4-1<br>7 E BB | | | F FF 96<br>F SL 88<br>X CU 83<br>0-2<br>7 G4-3 7 S 21 1B 1B | | 3 | 1 | 1 | 0 | 1 | 1 | 0 |
| 7 David DeJesus, L (1, 10)<br>OBP: 0.344, SLG: 0.403 | C FF 96<br>X SI 96<br>0-1 ② G4-3 | | | F FF 94<br>B CU 82<br>X SI 95<br>1-1<br>3 E 3 FC5 9 1B 1B | 1 SAFE<br>F FF 94<br>1 SAFE<br>1 SAFE<br>X SL 86<br>0-1 ③ G1-3<br>1-2 | | | 1 SAFE<br>B SI 94<br>B CH 88<br>B FF 96<br>C FF 94<br>C FF 95<br>X FF 96<br>3-2 ① G4-3<br>1-3 | | 4 | 1 | 1 | 0 | 0 | 0 | 2 |
| 3 Evan Longoria, R (1, 5)<br>OBP: 0.321, SLG: 0.404 | F FF 98<br>C FF 96<br>S CH 91<br>0-3 ③ K | | | S SL 88<br>X SL 86<br>0-1 FC5 9 1B<br>1-3 | | X FF 96<br>0-0 ① F7 | | C SL 90<br>X FF 96<br>0-1 ② G6-3 | | 4 | 0 | 0 | 0 | 0 | 1 | 2 |
| 21 James Loney, L (1, 3)<br>OBP: 0.337, SLG: 0.381 | | B FF 96<br>B CH 89<br>B FF 96<br>B FF 94<br>4-0 BB | | C CH 89<br>F FF 95<br>F SL 87<br>D CH 90<br>C CU 82<br>1-3 ① K | | C SL 87<br>B CH 90<br>C FF 96<br>S FF 96<br>1-3 ② K | | X SI 91<br>0-0<br>3-H 1B | | 3 | 0 | 1 | 1 | 1 | 2 | 2 |
| 9 Wil Myers, R (1, 9)<br>OBP: 0.294, SLG: 0.321 | | C FF 96<br>B SL 89<br>B SL 88<br>F FF 97<br>B CH 91<br>S SL 88<br>3-3 ① K | | S CH 89<br>X SL 89<br>0-1<br>1-3<br>3-H 1B | | X FF 96<br>0-0<br>2 S 1B | | B SL 85<br>C SI 92<br>B SI 93<br>X SI 93<br>2-1 ③ G4-3 | | 4 | 0 | 2 | 1 | 0 | 1 | 2 |
| 2 Nick Franklin, S (1, 6)<br>OBP: 0.230, SLG: 0.256 | | B FF 96<br>B CH 87<br>F FF 95<br>F FF 95<br>S SL 89<br>2-3 ② K | | B SI 94<br>F SI 94<br>S CH 88<br>S CU 82<br>1-3 ② K | | S SL 88<br>B FF 95<br>B FF 97<br>X SL 89<br>2-1 ③ F8<br>1-2 | | | C FF 90<br>F CH 85<br>X SL 80<br>0-2 ① G6-3 | 4 | 0 | 0 | 0 | 0 | 2 | 4 |
| 20 Matt Joyce, L (1, 7)<br>OBP: 0.349, SLG: 0.383<br>39 Kevin Kiermaier, L (9, 8)<br>OBP: 0.317, SLG: 0.454 | | C SI 95<br>F SL 88<br>B CH 91<br>B CH 92<br>C FF 96<br>2-3 ③ K | | S CH 89<br>1 SAFE<br>S CH 89<br>S CH 90<br>0-3 ③ K | | | B FF 95<br>B SL 88<br>B FF 94<br>C FF 94<br>B FF 94<br>4-1<br>24 G5-4-3 BB | | C SL 79<br>F FF 91<br>B SL 80<br>F FF 92<br>F FF 91<br>B SL 81<br>B SL 81<br>C FF 90<br>3-3 ② K | 3 | 0 | 0 | 0 | 1 | 3 | 3 |
| | | | | | | | | | | 0 | 0 | 0 | 0 | 0 | 0 | 0 |
| 24 Ryan Hanigan, R (1, 2)<br>OBP: 0.318, SLG: 0.324 | | | X FF 94<br>0-0 ① L8 | | C FF 96<br>C CU 81<br>X SL 87<br>0-2 ① L7 | | X SL 87<br>0-0 ①②<br>G5-4-3<br>1-2f | | B FC 92<br>F FC 93<br>F FC 94<br>B SL 82<br>F FC 95<br>X FC 93<br>2-2 ③ G6-3 | 4 | 0 | 0 | 0 | 0 | 0 | 1 |
| 11 Logan Forsythe, R (1, 4)<br>OBP: 0.288, SLG: 0.332 | | | C FF 95<br>B SL 87<br>B SI 94<br>X FF 95<br>2-1 ② G5-3 | | S SI 94<br>S SL 88<br>S SL 88<br>0-3 ② K | | C FF 95<br>X FF 95<br>0-1 ③ F9 | | | 3 | 0 | 0 | 0 | 0 | 1 | 0 |

| TOP | |
|---|---|
| AB | 32 |
| R | 2 |
| H | 5 |
| RBI | 2 |
| BB | 3 |
| SO | 11 |
| LOB | 16 |

| Inning Stats | 1 | 2 | 3 | 4 | 5 | 6 | 7 | 8 | 9 | | | | | | | |
|---|---|---|---|---|---|---|---|---|---|---|---|---|---|---|---|---|
| | R: 0<br>E: 0<br>K: 2<br>S: 11 | H: 0<br>LOB: 0<br>BB: 0<br>P: 13 | R: 0<br>E: 0<br>K: 3<br>S: 9 | H: 0<br>LOB: 1<br>BB: 1<br>P: 20 | R: 0<br>E: 0<br>K: 0<br>S: 5 | H: 0<br>LOB: 0<br>BB: 0<br>P: 8 | R: 1<br>E: 1<br>K: 3<br>S: 16 | H: 2<br>LOB: 2<br>BB: 0<br>P: 19 | R: 0<br>E: 1<br>K: 1<br>S: 9 | H: 0<br>LOB: 1<br>BB: 1<br>P: 13 | R: 0<br>E: 0<br>K: 1<br>S: 7 | H: 1<br>LOB: 1<br>BB: 0<br>P: 10 | R: 0<br>E: 0<br>K: 0<br>S: 4 | H: 0<br>LOB: 0<br>BB: 1<br>P: 8 | R: 1<br>E: 0<br>K: 0<br>S: 11 | H: 2<br>LOB: 1<br>BB: 0<br>P: 16 | R: 0<br>E: 0<br>K: 1<br>S: 12 | H: 0<br>LOB: 0<br>BB: 0<br>P: 17 |

| | 1B: 5 | SF: 0 | WP: 0 | PA: 35 |
|---|---|---|---|---|
| | 2B: 0 | SAC: 0 | PB: 0 | |
| | 3B: 0 | DP: 1 | SB: 2 | |
| | HR: 0 | HBP: 0 | CS: 0 | |

| PITCHER | | IP | WLS | BF | H | R | ER | SO | BB | IBB | HBP | BLK | WP | HR | S | P | ERA | WHIP |
|---|---|---|---|---|---|---|---|---|---|---|---|---|---|---|---|---|---|---|
| 59 Carlos Carrasco, R<br>ERA: 2.55 | (1, 1) | 7.2 | L | 30 | 4 | 2 | 1 | 10 | 3 | 0 | 0 | 0 | 0 | 0 | 69 | 102 | 1.17 | 0.913 |
| 35 Marc Rzepczynski, L<br>ERA: 2.74 | (8, 1) | 0.1 | | 2 | 1 | 0 | 0 | 0 | 0 | 0 | 0 | 0 | 0 | 0 | 3 | 5 | 0.00 | 3.000 |
| 57 Kyle Crockett, L<br>ERA: 1.86 | (9, 1) | 0.2 | | 2 | 0 | 0 | 0 | 1 | 0 | 0 | 0 | 0 | 0 | 0 | 8 | 11 | 0.00 | 0.000 |
| 27 Bryan Shaw, R<br>ERA: 2.59 | (9, 1) | 0.1 | | 1 | 0 | 0 | 0 | 0 | 0 | 0 | 0 | 0 | 0 | 0 | 4 | 6 | 0.00 | 0.000 |

| PITCHER | IP | WLS | BF | H | R | ER | SO | BB | IBB | HBP | BLK | WP | HR | S | P | ERA | WHIP |
|---|---|---|---|---|---|---|---|---|---|---|---|---|---|---|---|---|---|

| Batter | 1 | 2 | 3 | 4 | 5 | 6 | 7 | 8 | 9 | AB | R | H | RBI | BB | SO | LOB |
|---|---|---|---|---|---|---|---|---|---|---|---|---|---|---|---|---|
| 24 Michael Bourn, L (1, 8)<br>OBP: 0.314, SLG: 0.360 | C FF 93<br>S CH 86<br>X CH 86<br>0-2 ① G4-3 | | F FC 88<br>S FF 94<br>S FF 91<br>0-3 ③ K | | | F FF 93<br>B CH 85<br>B FC 88<br>B FF 94<br>X FF 95<br>3-1 ① L8 | | B SL 85<br>X FF 92<br>1-0 ② G3 | | 4 | 0 | 0 | 0 | 0 | 1 | 0 |
| 11 José Ramírez, S (1, 6)<br>OBP: 0.294, SLG: 0.335 | X FF 94<br>0-0 23 L8 23 S 1B | | | C FF 94<br>X FC 90<br>0-1 ① G4-3 | | B FF 94<br>X FF 95<br>1-0 1B | | C FF 91<br>S SL 84<br>B CU 81<br>F CU 82<br>F SL 86<br>S FF 93<br>1-3 ③ K | | 4 | 0 | 2 | 0 | 0 | 1 | 0 |
| 23 Michael Brantley, L (1, 7)<br>OBP: 0.385, SLG: 0.506 | C FF 93<br>1 SAFE<br>1 SAFE<br>B FC 89<br>X FC 88<br>1-1 ② L8<br>1-3 | | | B FF 94<br>X CH 86<br>1-0 41 G3-5 1B | | 1 SAFE<br>C FF 94<br>B FF 93<br>1 SAFE<br>D CH 85<br>C FC 85<br>X FF 94<br>2-2 ② L4 | | | B FF 95<br>C FF 96<br>F FF 97<br>T CU 81<br>1-2 ① K | 4 | 0 | 1 | 0 | 0 | 1 | 2 |
| 41 Carlos Santana, S (1, 3)<br>OBP: 0.366, SLG: 0.428 | C FF 93<br>B FF 94<br>F FF 94<br>B FF 95<br>F FF 95<br>B FC 90<br>S FF 94<br>3-3 ③ K | | | F FF 94<br>1 SAFE<br>B FC 89<br>B FF 94<br>C CH 85<br>B FF 94<br>X CH 87<br>3-2 ② ③ G3-5<br>1-2f | | 1 SAFE<br>B CH 85<br>S CH 84<br>1 SAFE<br>X FF 93<br>1-1 ③ P3 | | | C FF 97<br>B CU 78<br>C FF 98<br>B FF 99<br>S FF 96<br>2-3 ② K | 4 | 0 | 0 | 0 | 0 | 2 | 3 |
| 10 Yan Gomes, R (1, 2)<br>OBP: 0.313, SLG: 0.472 | | C FF 94<br>B FF 95<br>B FF 94<br>F CH 89<br>S FC 91<br>2-3 ① K | | | F FC 88<br>F CH 90<br>S FF 93<br>0-3 ① K | | B FF 94<br>F FF 94<br>T FC 89<br>T FC 89<br>1-2 ① K | | S FF 98<br>B FF 98<br>F FF 96<br>B FF 99<br>S FF 96<br>2-3 ③ K | 4 | 0 | 0 | 0 | 0 | 4 | 0 |
| 7 David Murphy, L (1, 9)<br>OBP: 0.317, SLG: 0.376 | | B CH 90<br>B FF 94<br>B FF 94<br>C SI 95<br>X FF 95<br>3-1 ② L9 | | | C FF 94<br>F FC 89<br>X FF 94<br>0-2 ② G4-3 | | B CU 76<br>S FF 89<br>F FF 90<br>F FS 81<br>F FS 82<br>X FS 83<br>1-2 1B | | | 3 | 0 | 1 | 0 | 0 | 0 | 0 |
| 72 Jason Giambi, L (1, 10)<br>OBP: 0.257, SLG: 0.267 | X FF 95<br>0-0 ③ F9 | | | | B SI 93<br>B SI 94<br>C FF 94<br>B FF 94<br>B FF 94<br>4-1 8 1B BB | | C FF 90<br>D FS 82<br>C FS 80<br>S FF 90<br>1-3 ② K | | | 2 | 0 | 0 | 0 | 1 | 1 | 1 |
| 8 Lonnie Chisenhall, L (1, 5)<br>OBP: 0.340, SLG: 0.426 | | | B FF 93<br>T CH 85<br>B FF 94<br>X FF 94<br>2-1 ① G6-3 | | F CH 87<br>X CH 89<br>0-1 1-2 1B | | C CU 75<br>F FS 80<br>X FF 89<br>0-2 ③ F7 | | | 3 | 0 | 1 | 0 | 0 | 0 | 1 |
| 4 Mike Aviles, R (1, 4)<br>OBP: 0.273, SLG: 0.343 | | | B FF 95<br>X FF 93<br>1-0 ② F7 | | C FF 94<br>S FC 89<br>C FC 88<br>0-3 ③ K | | | B FF 93<br>S FF 93<br>B FF 92<br>X SL 86<br>2-1 ① F8 | | 3 | 0 | 0 | 0 | 0 | 1 | 2 |
| Inning Stats | R: 0 H: 1<br>E: 0 LOB: 1<br>K: 1 BB: 0<br>S: 10 P: 14 | R: 0 H: 0<br>E: 0 LOB: 0<br>K: 1 BB: 0<br>S: 6 P: 11 | R: 0 H: 0<br>E: 0 LOB: 0<br>K: 1 BB: 0<br>S: 6 P: 9 | R: 0 H: 1<br>E: 0 LOB: 0<br>K: 0 BB: 0<br>S: 6 P: 10 | R: 0 H: 1<br>E: 0 LOB: 2<br>K: 2 BB: 1<br>S: 12 P: 16 | R: 0 H: 1<br>E: 0 LOB: 1<br>K: 0 BB: 0<br>S: 8 P: 15 | R: 0 H: 1<br>E: 0 LOB: 1<br>K: 2 BB: 0<br>S: 14 P: 17 | R: 0 H: 0<br>E: 0 LOB: 0<br>K: 1 BB: 0<br>S: 8 P: 12 | R: 0 H: 0<br>E: 0 LOB: 0<br>K: 3 BB: 0<br>S: 9 P: 14 | 1B: 5 SF: 0<br>2B: 0 SAC: 0<br>3B: 0 DP: 1<br>HR: 0 HBP: 0 | | | | | | |

# BOTTOM

## Tampa Bay Rays @ Cleveland Indians

Progressive Field, Cleveland, OH

Sat Sep 27 2014, 6:08 PM - 9:01 PM EDT

Att. 33,025 - Partly Cloudy - 68 F

livebaseballscorecards.com

| | |
|---|---|
| AB | 31 |
| R | 0 |
| H | 5 |
| RBI | 0 |
| BB | 1 |
| SO | 11 |
| LOB | 9 |

| PITCHER | | IP | WLS | BF | H | R | ER | SO | BB | IBB | HBP | BLK | WP | HR | S | P | ERA | WHIP |
|---|---|---|---|---|---|---|---|---|---|---|---|---|---|---|---|---|---|---|
| 37 Alex Colomé, R<br>ERA: 2.66 | (1, 1) | 6.1 | W | 23 | 4 | 0 | 0 | 6 | 1 | 0 | 0 | 0 | 0 | 0 | 51 | 79 | 0.00 | 0.789 |
| 62 Joel Peralta, R<br>ERA: 4.41 | (7, 1) | 0.2 | H | 3 | 1 | 0 | 0 | 1 | 0 | 0 | 0 | 0 | 0 | 0 | 11 | 13 | 0.00 | 1.500 |
| 50 Grant Balfour, R<br>ERA: 4.91 | (8, 1) | 1.0 | H | 3 | 0 | 0 | 0 | 1 | 0 | 0 | 0 | 0 | 0 | 0 | 8 | 12 | 0.00 | 0.000 |
| 57 Jake McGee, L<br>ERA: 1.89 | (9, 1) | 1.0 | S | 3 | 0 | 0 | 0 | 3 | 0 | 0 | 0 | 0 | 0 | 0 | 9 | 14 | 0.00 | 0.000 |

| PITCHER | IP | WLS | BF | H | R | ER | SO | BB | IBB | HBP | BLK | WP | HR | S | P | ERA | WHIP |
|---|---|---|---|---|---|---|---|---|---|---|---|---|---|---|---|---|---|

| Batter | 1 | 2 | 3 | 4 | 5 | 6 | 7 | 8 | 9 | AB | R | H | RBI | BB | SO | LOB |
|---|---|---|---|---|---|---|---|---|---|---|---|---|---|---|---|---|
| 5 Brandon Guyer, R (1, 7)<br>OBP: 0.334, SLG: 0.367 | X SI 87<br>0-0 ①<br>G4-3 | | C CH 78<br>B SI 87<br>F CU 76<br>H SL 82<br>2-2<br>9<br>G1-4-3<br>HBP | | | B SI 91<br>X SI 91<br>1-0<br>9<br>WP<br>3<br>SF9<br>2B | | X FF 96<br>0-0 ②<br>G5-3 | | 3 | 1 | 1 | 0 | 0 | 0 | 0 |
| 9 Wil Myers, R (1, 9)<br>OBP: 0.294, SLG: 0.320 | C SI 89<br>X CH 80<br>0-1<br>11<br>S<br>1B | | B SI 88<br>C SI 89<br>X CH 80<br>1-1 ① ②<br>G1-4-3<br>1-2f | | | F SI 91<br>C SI 92<br>B CU 84<br>S CU 83<br>1-3 ①<br>K<br>2-3 | | C FF 97<br>C SL 83<br>S FF 97<br>0-3 ③<br>K | | 4 | 0 | 1 | 0 | 0 | 2 | 2 |
| 3 Evan Longoria, R (1, 5)<br>OBP: 0.320, SLG: 0.404 | X SI 88<br>0-0 ②<br>F8 | | C SI 91<br>B SI 89<br>X SL 84<br>1-1 ③<br>G6-3 | | | X CU 82<br>0-0 ②<br>SF9<br>3-H | | | X FF 95<br>0-0<br>21<br>DI<br>1B | 3 | 0 | 1 | 1 | 0 | 0 | 1 |
| 11 Logan Forsythe, R (1, 4)<br>OBP: 0.287, SLG: 0.329 | F SI 89<br>F SI 88<br>1 SAFE<br>B SL 81<br>B SL 81<br>X SL 82<br>2-2 ③<br>G5-3<br>1-2 | | | C CH 79<br>X SI 88<br>0-1 ①<br>L5 | | B SI 92<br>B SI 92<br>B SI 91<br>C SI 91<br>B SI 92<br>4-1<br>BB | | | C SI 95<br>S FF 96<br>B FF 96<br>F SL 82<br>S FF 96<br>1-3 ①<br>K | 3 | 0 | 0 | 0 | 1 | 1 | 2 |
| 1 Sean Rodríguez, R (1, 3)<br>OBP: 0.258, SLG: 0.443 | | X SI 87<br>0-0<br>HR | | S CU 76<br>S SL 84<br>X SL 82<br>0-2<br>21<br>CS<br>1B | | F SI 92<br>C SI 92<br>S CU 84<br>0-3 ③<br>K | | | X FF 95<br>0-0 ②<br>F9 | 4 | 1 | 2 | 1 | 0 | 1 | 2 |
| 21 James Loney, L (1, 10)<br>OBP: 0.336, SLG: 0.380 | | C SI 90<br>B SL 83<br>F SI 88<br>X SL 84<br>1-2<br>2<br>G6-4-3<br>1B | | B SI 89<br>1 SAFE<br>C SI 88<br>B SL 85<br>X SI 89<br>2-1 ② ③<br>G3-1<br>1-2 | | | C FF 89<br>F FF 90<br>S SL 79<br>0-3 ①<br>K | | B FF 97<br>B FF 96<br>S FF 96<br>T FF 97<br>B FF 97<br>F FF 97<br>X FF 97<br>3-2 ③<br>G3-1<br>1-2 | 4 | 0 | 1 | 0 | 0 | 1 | 2 |
| 2 Nick Franklin, S (1, 6)<br>OBP: 0.222, SLG: 0.247 | | X SI 88<br>0-0 ① ②<br>G6-4-3<br>1-2f | | | B CH 80<br>C SI 88<br>S CU 76<br>S SL 82<br>1-3 ①<br>K | | F FF 91<br>S SL 80<br>B SL 78<br>X SL 80<br>1-2 ②<br>G6-3 | | | 3 | 0 | 0 | 0 | 0 | 1 | 1 |
| 28 José Molina, R (1, 2)<br>OBP: 0.230, SLG: 0.187 | | B SI 89<br>X SI 88<br>1-0<br>1B | | | X SI 89<br>0-0 ②<br>G5-3 | | B FF 90<br>F FF 89<br>S SL 79<br>S SL 80<br>1-3 ③<br>K | | | 3 | 0 | 1 | 0 | 0 | 1 | 0 |
| 39 Kevin Kiermaier, L (1, 8)<br>OBP: 0.315, SLG: 0.450 | | B SL 84<br>X SI 89<br>1-0 ③<br>G3 | | | C CU 75<br>F SI 91<br>B SI 92<br>B SL 84<br>B SL 84<br>S SL 84<br>3-3 ③<br>K | | | F FF 94<br>B CU 80<br>X SL 83<br>1-1 ①<br>F7 | | 3 | 0 | 0 | 0 | 0 | 1 | 1 |
| Inning Stats | R: 0<br>E: 0<br>K: 0<br>S: 7<br>H: 1<br>LOB: 1<br>BB: 0<br>P: 9 | R: 1<br>E: 0<br>K: 0<br>S: 7<br>H: 3<br>LOB: 1<br>BB: 0<br>P: 10 | R: 0<br>E: 0<br>K: 0<br>S: 6<br>H: 0<br>LOB: 0<br>BB: 0<br>P: 10 | R: 0<br>E: 0<br>K: 0<br>S: 7<br>H: 1<br>LOB: 0<br>BB: 0<br>P: 9 | R: 0<br>E: 0<br>K: 2<br>S: 7<br>H: 0<br>LOB: 0<br>BB: 0<br>P: 11 | R: 1<br>E: 0<br>K: 2<br>S: 9<br>H: 1<br>LOB: 1<br>BB: 1<br>P: 15 | R: 0<br>E: 0<br>K: 2<br>S: 9<br>H: 0<br>LOB: 0<br>BB: 0<br>P: 11 | R: 0<br>E: 0<br>K: 1<br>S: 6<br>H: 0<br>LOB: 0<br>BB: 0<br>P: 7 | R: 0<br>E: 0<br>K: 1<br>S: 10<br>H: 1<br>LOB: 1<br>BB: 0<br>P: 14 | 1B: 5<br>2B: 1<br>3B: 0<br>HR: 1<br>SF: 1<br>SAC: 0<br>DP: 2<br>HBP: 1 | | | | | | |

| PITCHER | | IP | WLS | BF | H | R | ER | SO | BB | IBB | HBP | BLK | WP | HR | S | P | ERA | WHIP |
|---|---|---|---|---|---|---|---|---|---|---|---|---|---|---|---|---|---|---|
| 58 TJ House, L<br>ERA: 3.35 | (1, 1) | 5.0 | W | 18 | 5 | 1 | 1 | 2 | 0 | 0 | 1 | 0 | 0 | 1 | 34 | 49 | 1.80 | 1.000 |
| 20 C.C. Lee, R<br>ERA: 4.5 | (6, 1) | 1.0 | H | 5 | 1 | 1 | 1 | 2 | 1 | 0 | 0 | 0 | 1 | 0 | 9 | 15 | 9.00 | 2.000 |
| 57 Kyle Crockett, L<br>ERA: 1.8 | (7, 1) | 1.0 | H | 3 | 0 | 0 | 0 | 2 | 0 | 0 | 0 | 0 | 0 | 0 | 9 | 11 | 0.00 | 0.000 |
| 34 Zach McAllister, R<br>ERA: 5.23 | (8, 1) | 2.0 | | 7 | 1 | 0 | 0 | 2 | 0 | 0 | 0 | 0 | 0 | 0 | 16 | 21 | 0.00 | 0.500 |

| PITCHER | IP | WLS | BF | H | R | ER | SO | BB | IBB | HBP | BLK | WP | HR | S | P | ERA | WHIP |
|---|---|---|---|---|---|---|---|---|---|---|---|---|---|---|---|---|---|

# TOP

## Tampa Bay Rays @ Cleveland Indians

Progressive Field, Cleveland, OH

Sun Sep 28 2014, 1:06 PM - 3:34 PM EDT

Att. 21,400 - Cloudy - 68 F

livebaseballscorecards.com

| | |
|---|---|
| AB | 30 |
| R | 2 |
| H | 7 |
| RBI | 2 |
| BB | 1 |
| SO | 8 |
| LOB | 11 |

WP: 1 PA: 33
PB: 0
SB: 1
CS: 1

# Tampa Bay Rays @ Cleveland Indians

Progressive Field, Cleveland, OH

Sun Sep 28 2014, 1:06 PM - 3:34 PM EDT

Att. 21,400 - Cloudy - 68 F

livebaseballscorecards.com

BOTTOM

| Batter | 1 | 2 | 3 | 4 | 5 | 6 | 7 | 8 | 9 | AB | R | H | RBI | BB | SO | LOB |
|---|---|---|---|---|---|---|---|---|---|---|---|---|---|---|---|---|
| 39 JB Shuck, L (1, 7)<br>OBP: 0.168, SLG: 0.209 | B FF 90<br>F FF 91<br>B CH 85<br>X FF 92<br>2-1 ① G4-3 | B FF 92<br>X CH 87<br>1-0 ②③ G1-6-3<br>1-2f | | | B CH 87<br>X CH 87<br>1-0 ① G4-3<br>2-3 | | X FF 88<br>0-0 11 E, 11 1B, 41 1B<br>1B | B FF 89<br>C SL 77<br>X FF 89<br>1-1 ② L7 | | 5 | 1 | 1 | 0 | 0 | 0 | 3 |
| 11 José Ramírez, S (1, 6)<br>OBP: 0.300, SLG: 0.346 | C FF 91<br>B CH 87<br>T CH 87<br>B FF 91<br>B CH 86<br>X CH 86<br>3-2 8 G3<br>2B | | C FF 91<br>B KC 80<br>X CH 86<br>1-1 ① G6-3 | | D CH 88<br>X CH 86<br>1-0 ② SF7<br>3-H | | C SI 89<br>F FC 84<br>F FF 89<br>X FF 90<br>0-2 E6, 8 S, 41 1B<br>1-3<br>1B | C CH 80<br>S CH 80<br>F FF 90<br>X CH 80<br>0-2<br>1B | | 4 | 1 | 3 | 1 | 0 | 0 | 0 |
| 8 Lonnie Chisenhall, L (1, 5)<br>OBP: 0.343, SLG: 0.427 | X CH 86<br>0-0 ② G3<br>2-3 | | C KC 79<br>B KC 78<br>B CH 86<br>X CH 87<br>2-1<br>1B | | C KC 80<br>X CH 88<br>0-1 41 S<br>1B | | C FF 89<br>1 SAFE<br>B FC 86<br>B FC 84<br>B SI 89<br>S FF 89<br>B FF 89<br>4-2 41 1B, 36 E<br>1-2<br>BB | 1 SAFE<br>C SL 76<br>C FF 90<br>F FF 90<br>X FF 89<br>0-2 ③ L7 | | 4 | 1 | 2 | 0 | 1 | 0 | 2 |
| 41 Carlos Santana, S (1, 10)<br>OBP: 0.365, SLG: 0.427 | C FF 92<br>X CH 87<br>0-1 ③ F8 | | D KC 80<br>1 SAFE<br>F CH 87<br>B CH 87<br>F CH 87<br>C FF 92<br>2-3 ② K | | B KC 80<br>B CH 87<br>C FF 91<br>X CH 88<br>2-1 ③ G4-3<br>1-2 | | C SI 89<br>C FF 90<br>B SI 89<br>X SI 90<br>1-2 36 E<br>1-3<br>2-H<br>3-H<br>1B | | | 4 | 0 | 1 | 2 | 0 | 1 | 3 |
| 7 David Murphy, L (1, 9)<br>OBP: 0.319, SLG: 0.385 | | C CH 86<br>F FF 91<br>X FF 92<br>0-2 HR | C FF 91<br>X FF 91<br>0-1 ③ G6-3 | | | C KC 79<br>X KC 79<br>0-1 6 2B<br>1B | B FC 85<br>C FF 88<br>F FF 89<br>B CU 74<br>T FF 89<br>2-2 ① K | | | 4 | 2 | 2 | 1 | 0 | 1 | 3 |
| 36 Jesús Aguilar, R (1, 3)<br>OBP: 0.211, SLG: 0.121 | | B FF 92<br>F CH 87<br>B FF 92<br>T CH 86<br>F CH 86<br>C FF 92<br>2-3 ① K | | B KC 80<br>F CH 86<br>F FF 92<br>F FF 92<br>S CH 85<br>1-3 ① K | | 1 SAFE<br>F FF 91<br>B CH 86<br>S CH 88<br>F FF 92<br>1 SAFE<br>X FF 92<br>1-2 ① F8 | B SI 90<br>X SI 90<br>1-0 E5<br>1-2<br>3-H | | | 4 | 0 | 0 | 1 | 0 | 2 | 2 |
| 6 Zach Walters, S (1, 4)<br>OBP: 0.241, SLG: 0.441 | | X CH 86<br>0-0 HR | | C KC 82<br>B FF 92<br>F CH 88<br>F FF 92<br>X KC 80<br>1-2 ② L4 | | S KC 80<br>F FF 92<br>1 SAFE<br>X CH 87<br>0-2 1-H 2B | B FS 82<br>B SI 92<br>S SI 91<br>S FS 81<br>S FS 80<br>2-3 ② K | | | 4 | 1 | 2 | 2 | 0 | 1 | 2 |
| 55 Roberto Pérez, R (1, 2)<br>OBP: 0.311, SLG: 0.365 | | C FF 92<br>S CH 87<br>B SI 92<br>F CH 88<br>X FF 92<br>1-2 62 1B, 2B | | C FF 92<br>B KC 80<br>T CH 87<br>S CH 87<br>1-3 ③ K | | C FF 92<br>X CH 88<br>0-1 ② L8 | B SI 93<br>B SL 82<br>X SI 92<br>2-0 ③ F8 | | | 4 | 0 | 1 | 0 | 0 | 1 | 3 |
| 62 Tyler Holt, R (1, 8)<br>OBP: 0.307, SLG: 0.296 | | S FF 92<br>F FF 91<br>D CH 87<br>X CH 87<br>1-2 39 G1-6-3<br>2-3<br>1B | | | X FF 91<br>0-0 39 G4-3, 11 SF7<br>2B | S KC 80<br>C FF 92<br>B CH 87<br>F CH 88<br>F CH 88<br>S KC 82<br>1-3 ③ K | | B FF 89<br>B CH 80<br>B FF 88<br>C FF 87<br>F FF 88<br>F FF 90<br>X FF 90<br>3-2 ① F9 | | 4 | 1 | 2 | 0 | 0 | 1 | 1 |
| Inning Stats | R: 0 E: 0 K: 0 S: 8<br>H: 1 LOB: 1 BB: 0 P: 13 | R: 2 E: 0 K: 1 S: 16<br>H: 4 LOB: 1 BB: 0 P: 21 | R: 0 E: 0 K: 1 S: 9<br>H: 1 LOB: 1 BB: 0 P: 14 | R: 0 E: 0 K: 2 S: 11<br>H: 0 LOB: 0 BB: 0 P: 14 | R: 1 E: 0 K: 0 S: 7<br>H: 2 LOB: 1 BB: 0 P: 11 | R: 1 E: 0 K: 1 S: 16<br>H: 2 LOB: 1 BB: 0 P: 18 | R: 3 E: 2 K: 2 S: 18<br>H: 3 LOB: 2 BB: 1 P: 30 | R: 0 E: 0 K: 0 S: 14<br>H: 1 LOB: 1 BB: 0 P: 18 | | 1B: 8 2B: 4 3B: 0 HR: 2<br>SF: 1 SAC: 0 DP: 1 HBP: 0 | | | | | | |

| | AB | 37 |
|---|---|---|
| | R | 7 |
| | H | 14 |
| | RBI | 7 |
| | BB | 1 |
| | SO | 7 |
| | LOB | 19 |

WP: 0 PB: 0 SB: 2 CS: 0 PA: 39

| PITCHER | | IP | WLS | BF | H | R | ER | SO | BB | IBB | HBP | BLK | WP | HR | S | P | ERA | WHIP |
|---|---|---|---|---|---|---|---|---|---|---|---|---|---|---|---|---|---|---|
| 53 Alex Cobb, R<br>ERA: 2.87 | (1, 1) | 6.0 | L | 27 | 10 | 4 | 4 | 5 | 0 | 0 | 0 | 0 | 0 | 2 | 67 | 91 | 6.00 | 1.667 |
| 38 Jeff Beliveau, L<br>ERA: 2.63 | (7, 1) | 0.1 | | 5 | 3 | 3 | 3 | 1 | 1 | 0 | 0 | 0 | 0 | 0 | 13 | 20 | 81.00 | 12.000 |
| 47 Brandon Gomes, R<br>ERA: 3.71 | (7, 1) | 0.2 | | 3 | 0 | 0 | 0 | 1 | 0 | 0 | 0 | 0 | 0 | 0 | 5 | 10 | 0.00 | 0.000 |
| 34 C.J. Riefenhauser, L<br>ERA: 8.44 | (8, 1) | 1.0 | | 4 | 1 | 0 | 0 | 0 | 0 | 0 | 0 | 0 | 0 | 0 | 14 | 18 | 0.00 | 1.000 |

| PITCHER | IP | WLS | BF | H | R | ER | SO | BB | IBB | HBP | BLK | WP | HR | S | P | ERA | WHIP |
|---|---|---|---|---|---|---|---|---|---|---|---|---|---|---|---|---|---|