

Tampa Bay Rays - 2015

Batter	1	2	3	4	5	6	7	8	9	AB	R	H	RBI	BB	SO	LOB	TOP				
12 Alejandro De Aza, L (1.9) 43 Rey Navarro, S (6.4) OBP: 0.500, SLG: 0.333										3	0	0	0	0	1	0	<p>Baltimore Orioles @ Tampa Bay Rays Charlotte Sports Park, Port Charlotte, FL</p> <p>Thu Mar 05 2015, 4:03 PM - 4:06 PM EST Att: 4,884 - Partly Cloudy - 83 F</p> <p>livebaseballscorecards.com</p>				
1 Everth Cabrera, S (1.4) 57 Jayson Nix, R (6.6) OBP: 0.500, SLG: 0.250										1	0	0	0	2	1	0					
45 Steve Clevenger, L (1.2) 79 Daniel Alvarez, R (7.7) OBP: 0.500, SLG: 0.400										2	0	1	0	0	0	1					
23 Travis Snider, L (1.7) 67 Michael Almanzar, R (7.5) OBP: 1.000, SLG: 2.500										3	0	0	0	0	1	2					
38 Jimmy Paredes, S (1.5) 74 Brian Ward, R (7.2) OBP: 0.333, SLG: 0.500										3	0	1	0	0	0	1					
51 Henry Uruñola, L (1.10) 89 Garabez Rosa, R (9.7) OBP: 1.000, SLG: 1.000										2	0	0	0	1	1	2					
41 Chris Parmelee, L (1.3) 18 Christian Walker, R (8.3) OBP: 0.200, SLG: 0.500										2	0	1	0	0	1	1					
9 David Lough, L (1.8) 85 Mike Yastrzemski, L (8.9) OBP: 0.400, SLG: 0.250										3	1	0	0	0	0	1					
3 Ryan Flaherty, L (1.6) 48 Matt Tuasosopo, R (6.7) OBP: 0.400, SLG: 0.250										2	0	0	0	0	0	0					
Inning Stats	R: 0 E: 0 K: 1 S: 4	H: 0 LOB: 0 BB: 1 P: 8	R: 0 E: 0 K: 0 S: 4	H: 1 LOB: 0 BB: 0 P: 4	R: 0 E: 0 K: 0 S: 3	H: 1 LOB: 1 BB: 1 P: 7	R: 0 E: 0 K: 1 S: 5	H: 0 LOB: 1 BB: 1 P: 9	R: 0 E: 0 K: 2 S: 8	H: 1 LOB: 1 BB: 0 P: 9	R: 1 E: 1 K: 0 S: 5	H: 1 LOB: 2 BB: 1 P: 9	R: 2 E: 0 K: 1 S: 10	H: 3 LOB: 2 BB: 1 P: 14	1B: 6 2B: 2 3B: 0 HR: 1	SF: 1 SAC: 0 DP: 1 HBP: 0		WP: 1 PA: 37 PB: 0 SB: 0 CS: 1			
PITCHER	IP WLS BF H R ER SO BB IBB HBP BLK WP HR S P ERA WHIP	2.0 6 1 0 0 1 1 0 0 0 0 0 3 12 0.00 1.000	1.0 3 1 0 0 0 0 0 0 0 0 0 3 7 0.00 1.000	1.0 4 1 0 0 0 1 0 0 0 0 0 5 9 0.00 1.000	1.0 3 0 0 0 1 0 0 0 0 0 0 5 5 0.00 0.000	1.0 4 1 0 0 2 0 0 0 0 0 0 8 12 0.00 1.000	1.0 B 6 1 1 0 0 1 0 0 0 0 0 5 9 0.00 2.000	0.1 L 5 3 2 2 0 1 0 0 0 0 0 1 6 10 54.00 12.000	0.2 2 0 0 0 1 0 0 0 0 0 0 4 4 0.00 0.000	7.1 4 1 0 0 2 0 0 0 0 0 1 0 8 9 0.00 1.000	8.1 1 0 0 0 0 1 0 0 0 0 0 0 5 9 0.00 2.000	54.9 3 2 2 0 1 0 0 0 0 0 0 4 4 0.00 0.000	9.1 2 0 0 0 1 0 0 0 0 0 0 0 4 4 0.00 0.000	1.0 4 1 0 0 2 0 0 0 0 0 0 1 0 8 9 0.00 1.000	1.0 B 6 1 1 0 0 1 0 0 0 0 0 0 5 9 0.00 2.000	0.1 L 5 3 2 2 0 1 0 0 0 0 0 0 1 6 10 54.00 12.000	0.2 2 0 0 0 1 0 0 0 0 0 0 0 4 4 0.00 0.000	7.1 4 1 0 0 2 0 0 0 0 0 1 0 8 9 0.00 1.000	8.1 1 0 0 0 0 1 0 0 0 0 0 0 0 5 9 0.00 2.000	54.9 3 2 2 0 1 0 0 0 0 0 0 0 4 4 0.00 0.000	9.1 2 0 0 0 1 0 0 0 0 0 0 0 0 4 4 0.00 0.000

Batter	1	2	3	4	5	6	7	8	9	AB	R	H	RBI	BB	SO	LOB	BOTTOM			
1 Tim Beckham, R (1.4) 29 Ryan Brett, R (6.4)										3	0	0	0	0	1	3	<p>Baltimore Orioles @ Tampa Bay Rays Charlotte Sports Park, Port Charlotte, FL</p> <p>Thu Mar 05 2015, 4:03 PM - 4:06 PM EST Att: 4,884 - Partly Cloudy - 83 F</p> <p>livebaseballscorecards.com</p>			
28 John Jaso, L (1.10) 9 Justin O'Conner, R (9.10)										3	0	1	0	0	1	2				
13 Asdrúbal Cabrera, S (1.6) 36 Hak-Ju Lee, L (5.6)										2	0	0	0	0	3	0				
3 Evan Longoria, R (1.5) 61 Juan Francisco, L (5.5)										2	0	0	0	0	1	1				
21 James Loney, L (1.3) 68 Allan Dykstra, L (5.3)										2	0	0	0	1	0	1				
7 David DeJesus, L (1.7) 64 Corey Brown, L (5.7) OBP: 0.500, SLG: 1.500										2	0	0	0	0	0	0				
5 Brandon Guyer, R (1.9) 65 Joey Butler, R (6.9) OBP: 1.000, SLG: 3.000										2	1	2	2	0	0	0				
39 Kevin Kiermaier, L (1.8) 27 Mikie Mahtook, R (6.8)										2	0	1	0	0	1	0				
19 Curt Casali, R (1.2) 67 Luke Maile, R (6.2)										2	0	2	0	0	0	0				
Inning Stats	R: 0 E: 0 K: 0 S: 4	H: 1 LOB: 1 BB: 0 P: 4	R: 0 E: 0 K: 1 S: 5	H: 0 LOB: 0 BB: 0 P: 5	R: 0 E: 0 K: 2 S: 9	H: 2 LOB: 2 BB: 0 P: 9	R: 0 E: 0 K: 0 S: 3	H: 0 LOB: 0 BB: 0 P: 3	R: 0 E: 0 K: 1 S: 6	H: 1 LOB: 1 BB: 0 P: 6	R: 1 E: 0 K: 2 S: 9	H: 2 LOB: 1 BB: 0 P: 9	R: 0 E: 0 K: 1 S: 5	H: 0 LOB: 0 BB: 0 P: 5	R: 1 E: 0 K: 1 S: 6	H: 1 LOB: 0 BB: 0 P: 6		1B: 3 2B: 2 3B: 1 HR: 1	SF: 0 SAC: 0 DP: 0 HBP: 0	WP: 0 PA: 35 PB: 0 SB: 0 CS: 0
PITCHER	IP WLS BF H R ER SO BB IBB HBP BLK WP HR S P ERA WHIP	2.0 7 2 0 0 2 0 0 0 0 0 0 12 12 0.00 1.000	2.0 8 2 0 0 2 1 0 0 0 0 0 0 11 15 0.00 1.000	1.0 5 2 1 1 2 0 0 0 0 0 0 9 9 9.00 2.000	1.0 W 3 0 0 0 1 0 0 0 0 0 0 5 5 0.00 0.000	1.0 4 1 0 0 2 0 0 0 0 0 0 8 12 0.00 1.000	1.0 S 4 1 1 1 1 0 0 0 0 0 1 6 6 9.00 1.000	1.0 1 1 1 1 1 0 0 0 0 0 0 6 6 9.00 1.000	1.0 8 2 0 0 2 1 0 0 0 0 0 9 15 0.00 1.000	9.0 1 1 1 1 1 0 0 0 0 0 0 6 6 9.00 2.000	9.1 2 0 0 0 1 0 0 0 0 0 0 0 4 4 0.00 0.000	1.0 7 2 0 0 2 0 0 0 0 0 0 11 15 0.00 1.000	1.0 S 4 1 1 1 1 0 0 0 0 0 1 6 6 9.00 1.000	1.0 8 2 0 0 2 1 0 0 0 0 0 9 9 9.00 2.000	1.0 W 3 0 0 0 1 0 0 0 0 0 0 5 5 0.00 0.000	1.0 4 1 0 0 2 0 0 0 0 0 0 8 12 0.00 1.000	1.0 S 4 1 1 1 1 0 0 0 0 0 1 6 6 9.00 1.000	1.0 1 1 1 1 1 0 0 0 0 0 0 6 6 9.00 2.000	1.0 8 2 0 0 2 1 0 0 0 0 0 9 9 9.00 2.000	1.0 W 3 0 0 0 1 0 0 0 0 0 0 5 5 0.00 0.000



Batter	1	2	3	4	5	6	7	8	9	AB	R	H	RBI	BB	SO	LOB	TOP				
1 Jordan Schafer, L (1,8) 70 Byron Buxton, R (6,8)	4-0 FC5-4 BB		0-0 G3		0-0 P5		0-3 K			2	0	0	0	1	0	1					
5 Eduardo Escobar, S (1,6) 11 Jorge Polanco, S (6,6)	0-0 FC5-4 BB		0-0 G4-3		0-0 E8		0-0 1B			3	0	1	0	0	0	1					
12 Chris Herrmann, L (1,2) 26 Eric Fryer, R (7,2)	4-0 19 G4-6-3 BB		0-0 G1-3		0-3 K				0-0 G6-3	2	0	0	0	1	1	2					
19 Kennys Vargas, S (1,3) 84 Dan Rohlfing, R (6,3)	0-0 G4-6-3			4-0 67 G4-3 BB		0-0 G4-6-3 1B			0-0 G4-3	2	0	1	0	1	0	2					
9 Eduardo Núñez, R (1,5) 61 Miguel Sanó, R (6,5)		0-0 F9		0-0 F7		0-0 1B			0-0 F9	3	0	1	0	0	0	1					
60 Eddie Rosario, L (1,10) 83 Tyler Grimes, R (9,PH)		0-0 67 2B		0-0 F9		0-0 G4-6-3 1B			0-0 F7	3	1	1	0	0	0	3					
67 Max Kepler, L (1,9) 77 Danny Ortiz, L (6,9)		0-0 2H 2B		0-0 G4-3		0-0 G3-1			0-0 L7	3	0	1	1	0	0	2					
78 Heiker Meneses, R (1,4) 30 James Beresford, L (6,4)		0-0 L5			0-3 K				0-0 G1-3	2	0	0	0	0	1	1					
21 Shane Robinson, R (1,7) 53 Eric Farris, R (7,7)		0-0 G6-3			0-0 5 E 5 1B				0-0 P2	3	0	1	0	0	0	2					
Inning Stats	R: 0 E: 0 K: 0 S: 2	H: 0 LOB: 1 BB: 2 P: 10	R: 1 E: 0 K: 0 S: 5	H: 2 LOB: 1 BB: 0 P: 5	R: 0 E: 0 K: 0 S: 3	H: 0 LOB: 0 BB: 1 P: 3	R: 0 E: 0 K: 0 S: 3	H: 0 LOB: 1 BB: 1 P: 7	R: 0 E: 0 K: 2 S: 10	H: 2 LOB: 2 BB: 0 P: 10	R: 0 E: 0 K: 1 S: 5	H: 1 LOB: 2 BB: 1 P: 9	R: 0 E: 0 K: 0 S: 3	H: 0 LOB: 0 BB: 0 P: 3	R: 0 E: 0 K: 0 S: 3	H: 0 LOB: 0 BB: 0 P: 3	1B: 5 2B: 2 3B: 0 HR: 0	SF: 0 SAC: 0 DP: 2 HBP: 0	WP: 0 PB: 0 SB: 0 CS: 0	PA: 35	
PITCHER	IP WLS BF H R ER SO BB IBB HBP BLK WP HR S P ERA WHIP	23 Jake Odorizzi, R (1,1) ERA: 4.5	35 Matt Andriese, R (2,1) ERA: 4.5	43 Ernesto Frieri, R (4,1) ERA: 4.5	47 Brandon Gomes, R (5,1) ERA: 4.5	71 Jordan Norberto, L (6,1) ERA: 4.5	49 Kirby Yates, R (7,1) ERA: 4.5	56 Burch Smith, R (8,1) ERA: 4.5	31 Mike Montgomery, L (9,1) ERA: 4.5	IP WLS BF H R ER SO BB IBB HBP BLK WP HR S P ERA WHIP	49 Kirby Yates, R (7,1) ERA: 4.5	56 Burch Smith, R (8,1) ERA: 4.5	31 Mike Montgomery, L (9,1) ERA: 4.5	IP WLS BF H R ER SO BB IBB HBP BLK WP HR S P ERA WHIP	49 Kirby Yates, R (7,1) ERA: 4.5	56 Burch Smith, R (8,1) ERA: 4.5	31 Mike Montgomery, L (9,1) ERA: 4.5	1B: 5 2B: 2 3B: 0 HR: 0	SF: 0 SAC: 0 DP: 2 HBP: 0	WP: 0 PB: 0 SB: 0 CS: 0	PA: 35

Minnesota Twins @ Tampa Bay Rays
Charlotte Sports Park, Port Charlotte, FL
Fri Mar 06 2015, 3:49 PM - 3:51 PM EST
Att. 4,158 - Partly Cloudy - 81 F

AB 31
R 1
H 7
RBI 1
BB 4
SO 3
LOB 16



Batter	1	2	3	4	5	6	7	8	9	AB	R	H	RBI	BB	SO	LOB	BOTTOM					
2 Nick Franklin, S (1,6) 80 Daniel Robertson, R (6,6)	0-0 G4-3		1-0 SAFE 44 FC6-4 1B		0-3 K		4-0 78 G4-3 BB			3	0	1	0	0	1	0						
44 René Rivera, R (1,2) 78 Mayo Acosta, R (6,2)	0-0 P3		0-0 FC6-4		0-0 P4		0-0 G4-3			3	0	0	0	0	0	1						
13 Asdrúbal Cabrera, S (1,10) 60 Bobby Wilson, R (6,PH) (7,10)	0-0 G5-3			0-3 K		4-0 79 B1-3 BB			0-0 F7	2	0	0	0	0	1	0						
8 Desmond Jennings, R (1,8) 39 Kevin Kiermaier, L (5,8)		0-0 F9		4-0 7 HBP 20 1B BB		0-0 F9			0-0 79 FC4-6 1B	1	1	0	0	1	0	0						
7 David DeJesus, L (1,7) 79 Boog Powell, L (4,PR) (5,7)		0-0 1B		1-0 11 S 20 1B HBP		0-0 B1-3			0-0 FC4-6 69 FC6-4	1	0	1	0	0	0	0						
20 Steven Souza Jr., R (1,9) 69 Taylor Motter, R (5,9)		0-0 P5		0-0 1-2 2H 11 S 1B		0-0 E6			0-0 FC6-4	2	0	1	1	0	0	1						
11 Logan Forsythe, R (1,3) 30 Vince Belome, L (7,3)		0-0 F9		1-2 2-3 K		0-0 G6-3				3	0	0	0	0	1	4						
61 Juan Francisco, L (1,5) 63 Eugenio Velez, S (5,5)			0-0 G4-3		0-3 K		0-0 G4-3			2	0	0	0	0	1	3						
83 Jake Elmore, R (1,4) 10 Alexi Casilla, S (6,4)			4-0 2 1B BB		0-0 L4		4-0 78 G4-3 80 BB			1	0	0	0	1	0	0						
Inning Stats	R: 0 E: 0 K: 0 S: 3	H: 0 LOB: 0 BB: 0 P: 3	R: 0 E: 0 K: 0 S: 4	H: 1 LOB: 1 BB: 0 P: 4	R: 0 E: 0 K: 3 S: 12	H: 1 LOB: 3 BB: 1 P: 19	R: 0 E: 0 K: 1 S: 5	H: 0 LOB: 0 BB: 0 P: 5	R: 1 E: 1 K: 0 S: 4	H: 1 LOB: 1 BB: 1 P: 8	R: 0 E: 0 K: 0 S: 2	H: 0 LOB: 1 BB: 2 P: 10	R: 0 E: 0 K: 0 S: 4	H: 1 LOB: 1 BB: 0 P: 4	R: 0 E: 0 K: 0 S: 4	H: 1 LOB: 1 BB: 0 P: 4	1B: 5 2B: 0 3B: 0 HR: 0	SF: 0 SAC: 0 DP: 1 HBP: 1	WP: 0 PB: 0 SB: 2 CS: 0	PA: 33		
PITCHER	IP WLS BF H R ER SO BB IBB HBP BLK WP HR S P ERA WHIP	33 Tommy Milone, L (1,1) ERA: 6.75	36 Logan Darnell, L (3,1) ERA: 6.75	81 Adrian Salcedo, R (4,1) ERA: 6.75	58 A.J. Achter, R (5,1) ERA: 6.75	62 J.R. Graham, R (7,1) ERA: 6.75	IP WLS BF H R ER SO BB IBB HBP BLK WP HR S P ERA WHIP	33 Tommy Milone, L (1,1) ERA: 6.75	36 Logan Darnell, L (3,1) ERA: 6.75	81 Adrian Salcedo, R (4,1) ERA: 6.75	58 A.J. Achter, R (5,1) ERA: 6.75	62 J.R. Graham, R (7,1) ERA: 6.75	IP WLS BF H R ER SO BB IBB HBP BLK WP HR S P ERA WHIP	33 Tommy Milone, L (1,1) ERA: 6.75	36 Logan Darnell, L (3,1) ERA: 6.75	81 Adrian Salcedo, R (4,1) ERA: 6.75	58 A.J. Achter, R (5,1) ERA: 6.75	62 J.R. Graham, R (7,1) ERA: 6.75	1B: 5 2B: 0 3B: 0 HR: 0	SF: 0 SAC: 0 DP: 1 HBP: 1	WP: 0 PB: 0 SB: 2 CS: 0	PA: 33

Minnesota Twins @ Tampa Bay Rays
Charlotte Sports Park, Port Charlotte, FL
Fri Mar 06 2015, 3:49 PM - 3:51 PM EST
Att. 4,158 - Partly Cloudy - 81 F

AB 27
R 2
H 5
RBI 1
BB 5
SO 4
LOB 15



Batter	1	2	3	4	5	6	7	8	9	10	AB	R	H	RBI	BB	SO	LOB	TOP	
1 Tim Beckham, R 63 Eugenio Velez, S OBP: 0.333, SLG: 0.333	F8		HBP		F7		36 2-4 1B			F9	2	0	0	0	0	0	0		
28 John Jaso, L 67 Luke Maile, R	HBP		K		F8		2-4	P5		K	0	0	0	0	0	0	0		
36 Hak-Ju Lee, L	HBP										3	0	2	0	0	0	2		
8 Desmond Jennings, R 64 Corey Brown, L 79 Boog Powell, L	1B		F9			3 2B 21 FC1-2 1B					4	0	0	0	0	0	0		
3 Evan Longoria, R 10 Alexi Casilla, S	FC5-4 21 FC4-6		F8			20 FC5 2B		G4-3			3	0	1	0	0	0	4		
21 James Loney, L 30 Vince Belome, L	FC4-6				G4-3	FC1-2 20 FC5 2B					3	0	0	0	0	0	4		
2 Nick Franklin, S 29 Ryan Brett, R		G4-3		K		L3					2	0	0	0	0	1	0		
20 Steven Souza Jr, R 27 Mikie Mahtook, R		G1-3				FC5					1	0	0	0	0	0	2		
65 Joey Butler, R 69 Taylor Motter, R		G4-3									3	0	0	0	0	0	1		
60 Bobby Wilson, R 9 Justin O'Conner, R											2	0	1	0	0	0	0		
Inning Stats	R: 0 E: 0 K: 0 S: 4	H: 1 LOB: 2 BB: 0 P: 6	R: 0 E: 0 K: 0 S: 3	H: 0 LOB: 0 BB: 0 P: 7	R: 0 E: 0 K: 1 S: 6	H: 1 LOB: 2 BB: 0 P: 7	R: 0 E: 0 K: 0 S: 3	H: 0 LOB: 0 BB: 0 P: 3	R: 0 E: 0 K: 0 S: 5	H: 2 LOB: 2 BB: 0 P: 5	R: 0 E: 0 K: 1 S: 5	H: 1 LOB: 1 BB: 0 P: 6	R: 1 E: 0 K: 0 S: 3	H: 1 LOB: 1 BB: 1 P: 9	R: 0 E: 0 K: 2 S: 7	H: 1 LOB: 0 BB: 0 P: 11	1B: 5 2B: 2 3B: 0 HR: 1	SF: 0 SAC: 0 DP: 1 HBP: 3	WP: 0 PA: 41
PITCHER	IP WLS BF H R ER SO BB IBB HBP BLK WP HR S P ERA WHIP	34 A.J. Burnett, R ERA: 4.5	62 Nick Kingham, R ERA: 4.5	44 Tony Watson, L ERA: 4.5	48 Jared Hughes, R ERA: 4.5	59 Antonio Bastardo, L ERA: 4.5	PITCHER	IP WLS BF H R ER SO BB IBB HBP BLK WP HR S P ERA WHIP	32 Brad Lincoln, R ERA: 4.5	52 Rob Scallih, R ERA: 4.5	50 Adam Miller, R ERA: 4.5								

Tampa Bay Rays @ Pittsburgh Pirates
McKechnie Field, Bradenton, FL
Sat Mar 07 2015, 4:23 PM - 4:24 PM EST
Att: 8,303 - Cloudy - 69 F

AB	35
R	1
H	8
RBI	1
BB	2
SO	5
LOB	19



Batter	1	2	3	4	5	6	7	8	9	10	AB	R	H	RBI	BB	SO	LOB	BOTTOM			
67 Gustavo Nunez, S 51 Justin Sellers, R OBP: 0.288, SLG: 0.167	G1-3		G5-3			G6-4-3				K	2	0	0	0	0	0	0				
25 Gregory Polanco, L 73 Willy Garcia, R OBP: 0.417, SLG: 0.545	2B				G4-3			FC6-4 1B		K	2	0	1	0	0	0	0				
22 Andrew McCutchen, R 3 Sean Rodriguez, R OBP: 0.125, SLG: 0.125	G5-3				L7			G4-3			2	0	0	0	0	0	1				
6 Starling Marte, R 6 Taylor Lewis, L OBP: 0.333, SLG: 0.333	G5-3					F8					3	0	0	0	0	0	4				
27 Jung Ho Kang, R 80 Gift Ngoepe, R		F7									2	0	0	0	0	0	1				
15 Andrew Lambo, L 53 Brent Morel, R OBP: 0.333, SLG: 0.250		K									2	0	0	0	0	1	0				
19 Chris Stewart, R 66 Elias Diaz, R OBP: 0.250, SLG: 1.000											2	0	0	0	0	1	0				
57 Debinson Romero, R 23 Steve Lombardozzi, S OBP: 0.375, SLG: 0.500											2	0	1	0	0	0	0				
79 Keon Broxton, R 70 Gorkys Hernández, R OBP: 0.500, SLG: 0.500											1	0	0	0	1	0	1				
Inning Stats	R: 0 E: 0 K: 0 S: 4	H: 1 LOB: 1 BB: 0 P: 4	R: 0 E: 0 K: 2 S: 7	H: 0 LOB: 0 BB: 0 P: 7	R: 0 E: 0 K: 0 S: 3	H: 1 LOB: 0 BB: 0 P: 3	R: 0 E: 0 K: 0 S: 4	H: 1 LOB: 1 BB: 0 P: 4	R: 0 E: 0 K: 0 S: 3	H: 0 LOB: 0 BB: 0 P: 3	R: 0 E: 0 K: 1 S: 5	H: 1 LOB: 1 BB: 1 P: 9	R: 2 E: 2 K: 0 S: 5	H: 2 LOB: 1 BB: 0 P: 5	R: 0 E: 0 K: 1 S: 6	H: 1 LOB: 1 BB: 0 P: 7	R: 0 E: 0 K: 2 S: 9	H: 2 LOB: 2 BB: 0 P: 10	1B: 7 2B: 3 3B: 0 HR: 0	SF: 0 SAC: 0 DP: 3 HBP: 0	WP: 1 PA: 39
PITCHER	IP WLS BF H R ER SO BB IBB HBP BLK WP HR S P ERA WHIP	53 Alex Cobb, R ERA: 18.0	75 Everett Teaford, L ERA: 5.4	58 Grayson Garvin, L ERA: 5.4	74 Dylan Flore, R ERA: 5.4	73 Bryce Stowell, R ERA: 5.4	PITCHER	IP WLS BF H R ER SO BB IBB HBP BLK WP HR S P ERA WHIP	76 Robert Zárates, L ERA: 18.0	72 Jhan Mariñez, R ERA: 18.0											

Tampa Bay Rays @ Pittsburgh Pirates
McKechnie Field, Bradenton, FL
Sat Mar 07 2015, 4:23 PM - 4:24 PM EST
Att: 8,303 - Cloudy - 69 F

AB	37
R	1
H	10
RBI	0
BB	2
SO	6
LOB	19



Batter	1	2	3	4	5	6	7	8	9	AB	R	H	RBI	BB	SO	LOB	TOP										
17 Pedro Florimon, S OBP: 0.500, SLG: 0.596 57 Delbinson Romero, R OBP: 0.250, SLG: 0.182	K		1B		P6			F7	F8	3	0	1	0	0	1	0											
6 Starling Marte, R OBP: 0.308, SLG: 0.385 79 Keon Broxton, R OBP: 0.222, SLG: 0.125	B3		F9		K			67 F 1B		3	0	0	0	0	1	2											
22 Andrew McCutchen, R OBP: 0.391, SLG: 0.429 48 Jared Hughes, R OBP: 0.333, SLG: 0.429	P5		G4-6-3		G1-3			K		3	0	0	0	0	0	2											
27 Jung Ho Kang, R OBP: 0.250, SLG: 0.545 67 Gustavo Nunez, S OBP: 0.111, SLG: 0.111		F8		E6		K		78 S 1B		3	1	0	0	0	1	0											
15 Andrew Lamb, L OBP: 0.158, SLG: 0.316 78 Stetson Allie, R		3 WP G4-3 2B		3 WP 1B 2B		K		G6-3		3	2	2	1	0	1	0											
3 Sean Rodriguez, R OBP: 0.143, SLG: 0.143 59 Antonio Bastardo, R OBP: 0.222, SLG: 0.125		G4-3		51 FC5-4 26 1B		G5-3		81 FC5 63 1B BB		3	0	1	2	0	0	0											
26 Tony Sanchez, R OBP: 0.158, SLG: 0.316 63 Alen Hanson, S OBP: 0.667, SLG: 0.667				51 FC5-4 1B				81 E 1B		2	0	2	0	1	0	0											
51 Justin Sellers, R OBP: 0.286, SLG: 0.111 52 Rob Scallil, L OBP: 0.000, SLG: 0.000 23 Ryan Beckman, R OBP: 0.000, SLG: 0.000 55 Blake Wood, R OBP: 0.000, SLG: 0.000 23 Steve Lombardozzi, S OBP: 0.000, SLG: 0.000 71 Collin Balester, R		K		FC5-4		G4-3		K		3	0	0	0	0	1	4											
47 Francisco Liriano, L OBP: 1.000, SLG: 1.000 31 Jose Tabata, R OBP: 0.091, SLG: 0.182 44 Tony Watson, L OBP: 0.000, SLG: 0.000 81 Mel Rojas Jr., S OBP: 0.286, SLG: 0.091				F9		F8-2		FC5		1	0	1	0	0	0	0											
Inning Stats	R: 0 E: 0 K: 1 S: 5	H: 0 LOB: 0 BB: 0 P: 5	R: 1 E: 0 K: 1 S: 6	H: 1 LOB: 1 BB: 1 P: 11	R: 0 E: 0 K: 0 S: 4	H: 2 LOB: 1 BB: 0 P: 4	R: 2 E: 1 K: 0 S: 6	H: 3 LOB: 1 BB: 0 P: 7	R: 0 E: 0 K: 2 S: 7	H: 0 LOB: 0 BB: 0 P: 7	R: 0 E: 0 K: 0 S: 3	H: 1 LOB: 1 BB: 0 P: 3	R: 1 E: 0 K: 1 S: 7	H: 2 LOB: 1 BB: 1 P: 8	R: 0 E: 1 K: 1 S: 6	H: 1 LOB: 2 BB: 1 P: 10	1B: 7 2B: 4 3B: 0 HR: 0	SF: 0 SAC: 0 DP: 3 HBP: 0	WP: 2 PB: 0 SB: 1 CS: 0	PA: 37							
PITCHER	IP	WLS	BF	H	R	ER	SO	BB	IBB	HBP	BLK	WP	HR	S	P	ERA	WHIP										
56 Burch Smith, R ERA: 2.25	3.0		12	3	1	1	2	1	0	0	0	1	0	15	20	3.00	1.333										
75 Everett Teaford, L ERA: 2.25	2.0		9	3	2	1	1	0	0	0	0	1	0	11	12	4.50	1.500										
72 Jhan Marifez, R ERA:	2.0		6	1	0	0	2	0	0	0	0	0	0	10	10	0.00	0.500										
45 Enny Romero, L ERA: 6.0	1.0	L	5	2	1	1	1	0	0	0	0	0	0	7	8	9.00	2.000										
58 Grayson Garvin, L ERA:	1.0		5	1	0	0	1	1	0	0	0	0	0	6	10	0.00	2.000										

Pittsburgh Pirates @ Tampa Bay Rays
Charlotte Sports Park, Port Charlotte, FL
Tue Mar 10 2015, 1:06 PM - 5:21 PM EDT
Att: 3,989 - Partly Cloudy - 85 F

AB 35
R 4
H 10
RBI 4
BB 2
SO 7
LOB 19



Batter	1	2	3	4	5	6	7	8	9	AB	R	H	RBI	BB	SO	LOB	BOTTOM										
28 John Jaso, L OBP: 0.429, SLG: 0.667 60 Joey Rickard, R	G4-3			K		8 1B 1B		G6-3		3	0	1	0	0	1	0											
8 Desmond Jennings, R OBP: 0.600, SLG: 0.596 27 Mikie Mahtook, R	K			K		13 FC5-4 1B		K		3	0	1	1	0	2	0											
13 Asdrubal Cabrera, S OBP: 0.100, SLG: 0.150 80 Daniel Robertson, R OBP: 0.600, SLG: 0.333	F9			F9		FC5-4		G4-3		3	0	0	0	0	0	2											
3 Evan Longoria, R OBP: 0.300, SLG: 0.333 63 Eugenio Velez, S OBP: 0.333, SLG: 0.333		K				K		21 2B 7 1B BB		2	1	0	0	1	2	0											
21 James Loney, L OBP: 0.200, SLG: 0.300 68 Allan Dykstra, L		44 2-4 1B				P6		7 1B 67 1B 2B		3	1	2	0	0	0	0											
7 David DeJesus, L OBP: 0.300, SLG: 0.222 37 Kes Carter, L		K				F8		2-3 3-H 1B		3	0	1	1	0	1	1											
44 René Rivera, R OBP: 0.250, SLG: 0.375		2-4		K		F7		78 FC6 1B		2	0	0	0	0	1	0											
83 Jake Elmore, R OBP: 0.286, SLG: 0.167 59 Thomas Coyle, L				F9		L8		F7		2	0	0	0	0	0	0											
60 Bobby Wilson, R OBP: 0.375, SLG: 0.167 78 Mayo Acosta, R				F7		28 2B 8 1B BB		FC6		1	0	0	0	0	0	1											
Inning Stats	R: 0 E: 0 K: 1 S: 5	H: 0 LOB: 0 BB: 0 P: 5	R: 0 E: 0 K: 2 S: 7	H: 1 LOB: 1 BB: 0 P: 8	R: 0 E: 0 K: 1 S: 5	H: 0 LOB: 0 BB: 0 P: 5	R: 0 E: 0 K: 2 S: 7	H: 0 LOB: 0 BB: 0 P: 7	R: 0 E: 0 K: 1 S: 5	H: 0 LOB: 0 BB: 0 P: 5	R: 0 E: 0 K: 1 S: 5	H: 0 LOB: 0 BB: 0 P: 5	R: 0 E: 0 K: 1 S: 5	H: 0 LOB: 0 BB: 0 P: 5	R: 0 E: 0 K: 1 S: 5	H: 0 LOB: 0 BB: 0 P: 5	1B: 4 2B: 2 3B: 0 HR: 0	SF: 0 SAC: 0 DP: 0 HBP: 0	WP: 0 PB: 0 SB: 0 CS: 0	PA: 33							
PITCHER	IP	WLS	BF	H	R	ER	SO	BB	IBB	HBP	BLK	WP	HR	S	P	ERA	WHIP										
47 Francisco Liriano, L ERA:	1.1		10	1	0	0	4	0	0	0	0	0	0	7	7	0.00	0.000										
44 Tony Watson, L ERA:	1.0	H	3	0	0	0	2	0	0	0	0	0	0	5	5	0.00	0.000										
48 Jared Hughes, R ERA:	1.0	H	3	0	0	0	1	0	0	0	0	0	0	5	9	0.00	0.000										
59 Antonio Bastardo, R ERA: 6.0	1.0	H	6	2	1	1	0	1	0	0	0	0	0	5	9	9.00	3.000										
52 Rob Scallil, R ERA: 3.75	0.2	B	5	3	2	2	0	1	0	0	0	0	0	4	8	27.00	6.000										
PITCHER	IP	WLS	BF	H	R	ER	SO	BB	IBB	HBP	BLK	WP	HR	S	P	ERA	WHIP										
23 Ryan Beckman, R ERA: 5.4	0.1	W	1	0	0	0	1	0	0	0	0	0	0	1	1	0.00	0.000										
55 Blake Wood, R ERA:	1.0	H	3	0	0	0	1	0	0	0	0	0	0	5	5	0.00	0.000										
71 Collin Balester, R ERA:	1.0	S	3	0	0	0	1	0	0	0	0	0	0	5	5	0.00	0.000										

Pittsburgh Pirates @ Tampa Bay Rays
Charlotte Sports Park, Port Charlotte, FL
Tue Mar 10 2015, 1:06 PM - 5:21 PM EDT
Att: 3,989 - Partly Cloudy - 85 F

AB 31
R 3
H 6
RBI 3
BB 2
SO 9
LOB 5



Batter	1	2	3	4	5	6	7	8	9	AB	R	H	RBI	BB	SO	LOB	TOP																		
39 Kevin Kiermaier, L (1, 8) 79 Boog Powell, L (5, 8) OBP: 0.333, SLG: 0.357 OBP: 0.500, SLG: 0.571										3	0	1	0	0	2	1	<p>Tampa Bay Rays @ Minnesota Twins CenturyLink Sports Complex, Fort Myers, FL Wed Mar 11 2015, 1:07 PM - 4:10 PM EDT Att: 7,454 - Partly Cloudy - 84 F</p> <p>livebaseballscorecards.com</p> <p>AB 39 R 5 H 13 RBI 5 BB 1 SO 10 LOB 20</p>																		
11 Logan Forsythe, R (1, 4) 18 Richie Shaffer, R (4, 5) OBP: 0.091, SLG: 0.273 OBP: 0.667, SLG: 1.000										2	0	0	0	0	1	2																			
28 John Jaso, L (1, 10) 9 Justin O'Conner, R (7, PH) OBP: 0.300, SLG: 0.444 OBP: 0.143, SLG: 0.143										3	0	0	0	0	2	4																			
65 Joey Butler, R (1, 9) 69 Taylor Motter, R (5, 9) OBP: 0.308, SLG: 0.615 OBP: 0.222, SLG: 0.222										2	0	0	0	0	1	0																			
64 Corey Brown, L (1, 7) 63 Eugenio Velez, S (5, 7) OBP: 0.500, SLG: 1.091 OBP: 0.222, SLG: 0.222										2	0	1	0	0	1	0																			
60 Bobby Wilson, R (1, 2) 78 Mayo Acosta, R (6, 2)										3	0	0	0	0	0	1																			
10 Alexi Casilla, S (4, 4) 29 Ryan Brett, R (7, 4)										3	1	1	0	0	0	1																			
30 Vince Belnome, L (1, 3) 61 Juan Francisco, L (6, 3) 27 Mikie Mahtook, R (9, FR)										2	0	1	1	0	0	0																			
36 Hak-Ju Lee, L (1, 6) 80 Daniel Robertson, R (7, 6) OBP: 0.250, SLG: 0.750 OBP: 0.667, SLG: 0.950										2	1	2	2	0	0	0																			
Inning Stats	R: 0 E: 0 K: 2 S: 7	H: 0 LOB: 0 BB: 7	R: 0 E: 0 K: 0 S: 4	H: 1 LOB: 1 BB: 4	R: 0 E: 0 K: 1 S: 7	H: 2 LOB: 2 BB: 7	R: 0 E: 0 K: 2 S: 7	H: 0 LOB: 0 BB: 0	R: 1 E: 0 K: 2 S: 9	H: 2 LOB: 2 BB: 1 P: 13	R: 0 E: 0 K: 0 S: 3	H: 0 LOB: 0 BB: 3	R: 2 E: 0 K: 2 S: 11	H: 4 LOB: 2 BB: 0 P: 13	R: 0 E: 0 K: 0 S: 3	H: 0 LOB: 0 BB: 3		R: 2 E: 0 K: 1 S: 9	H: 4 LOB: 2 BB: 0 P: 9	1B: 7 2B: 4 3B: 1 HR: 1	SF: 0 SAC: 1 DP: 0 HBP: 0	WP: 0 PB: 0 SB: 0 CS: 0	PA: 41												
PITCHER	IP WLS BF H R ER SO BB IBB HBP BLK WP HR S P ERA WHIP																																		
33 Tommy Milone, L (1, 1) ERA: 18.00	3.0	12	3	0	0	3	0	0	0	0	0	0	0	0	18	18	0.00	1.000																	
65 Trevor May, R (4, 1) ERA: 4.5	2.0	B	9	2	1	1	4	1	0	0	0	0	0	0	0	16	20	4.50	1.500																
50 Casey Fien, R (6, 1) ERA: 9.0	1.0	G	3	0	0	0	0	0	0	0	0	0	0	0	3	3	0.00	0.000																	
56 Caleb Thielbar, L (7, 1) ERA: 9.0	1.0	L	7	4	2	2	2	0	0	0	0	0	0	1	11	13	18.00	4.000																	
59 Michael Tonkin, R (8, 1) ERA: 4.5	1.0		3	0	0	0	0	0	0	0	0	0	0	0	3	3	0.00	0.000																	

Batter	1	2	3	4	5	6	7	8	9	AB	R	H	RBI	BB	SO	LOB	BOTTOM																	
39 Danny Santana, S (1, 6) 76 Argenis Diaz, R (6, 6) OBP: 0.333, SLG: 0.455										3	0	0	0	0	1	2	<p>Tampa Bay Rays @ Minnesota Twins CenturyLink Sports Complex, Fort Myers, FL Wed Mar 11 2015, 1:07 PM - 4:10 PM EDT Att: 7,454 - Partly Cloudy - 84 F</p> <p>livebaseballscorecards.com</p> <p>AB 34 R 2 H 10 RBI 2 BB 2 SO 7 LOB 16</p>																	
2 Brian Dozier, R (1, 4) 17 Doug Bernier, R (5, FR) OBP: 0.687, SLG: 0.750 OBP: 0.429, SLG: 0.200										3	0	3	0	0	0	0																		
7 Joe Mauer, L (1, 3) 66 Jose Martinez, R (6, 3) OBP: 0.333, SLG: 0.375 OBP: 0.125, SLG: 0.250										2	0	0	0	1	0	2																		
48 Torii Hunter, R (1, 9) 21 Shane Robinson, R (7, 9) OBP: 0.333, SLG: 0.333 OBP: 0.375, SLG: 0.375										3	0	1	0	0	0	1																		
24 Trevor Plouffe, R (1, 5) 61 Miguel Sanó, R (7, 5) OBP: 0.167, SLG: 0.091 OBP: 0.429, SLG: 0.800										3	0	0	0	0	1	3																		
8 Kurt Suzuki, R (1, 2) 84 Dan Rohlfing, R (6, 2)										2	1	1	0	0	0	0																		
12 Chris Herrmann, L (1, 7) 60 Eddie Rosario, L (8, 8) OBP: 0.417, SLG: 0.700 OBP: 0.182, SLG: 0.545										3	1	2	1	0	0	0																		
43 Jasmil Pinto, R (1, 10) 11 Jorge Polanco, S (9, PH) OBP: 0.600, SLG: 0.600										2	0	0	0	1	0	1																		
1 Jordan Schafer, L (1, 8) 83 Tyler Grimes, R (8, 7) OBP: 0.417, SLG: 0.222 OBP: 0.333, SLG: 0.667										3	0	1	1	0	0	2																		
Inning Stats	R: 0 E: 0 K: 2 S: 8	H: 2 LOB: 2 BB: 1 P: 12	R: 1 E: 0 K: 0 S: 5	H: 2 LOB: 1 BB: 1 P: 9	R: 0 E: 0 K: 0 S: 4	H: 1 LOB: 1 BB: 0 P: 4	R: 0 E: 0 K: 0 S: 3	H: 0 LOB: 0 BB: 0 P: 3	R: 0 E: 0 K: 1 S: 5	H: 1 LOB: 1 BB: 0 P: 5	R: 0 E: 0 K: 1 S: 5	H: 0 LOB: 0 BB: 0 P: 5	R: 1 E: 0 K: 1 S: 6	H: 2 LOB: 1 BB: 0 P: 7	R: 0 E: 0 K: 1 S: 6	H: 1 LOB: 1 BB: 0 P: 6		R: 0 E: 0 K: 2 S: 8	H: 1 LOB: 1 BB: 0 P: 9	1B: 8 2B: 2 3B: 0 HR: 1	SF: 0 SAC: 0 DP: 2 HBP: 0	WP: 0 PB: 0 SB: 1 CS: 2	PA: 36											
PITCHER	IP WLS BF H R ER SO BB IBB HBP BLK WP HR S P ERA WHIP																																	
23 Jake Odorizzi, R (1, 1) ERA: 3.0	2.0	10	4	1	1	2	2	0	0	0	0	0	0	0	4	4	0.00	1.000																
81 Andrew Bellatti, R (3, 1) ERA: 2.7	1.0		4	1	0	0	0	0	0	0	0	0	0	0	4	4	0.00	1.000																
26 Brad Boxberger, R (4, 1) ERA: 5.0	1.0		3	0	0	0	0	0	0	0	0	0	0	0	3	3	0.00	0.000																
38 Jeff Beliveau, L (5, 1) ERA: 6.0	1.0		4	1	0	0	0	0	0	0	0	0	0	0	4	5	0.00	1.000																
52 José Domínguez, R (6, 1) ERA: 6.0	1.0	W	3	0	0	0	1	0	0	0	0	0	0	0	5	5	0.00	0.000																

Batter	1	2	3	4	5	6	7	8	9	AB	R	H	RBI	BB	SO	LOB	TOP			
3 Ezequiel Carrera, L (1.9) OBP: 0.380, SLG: 0.500	0-3 K		0-3 K	0-0 L7			0-3 K		0-0 G4-3	4	0	0	0	0	3	2	Toronto Blue Jays @ Tampa Bay Rays Charlotte Sports Park, Port Charlotte, FL Thu Mar 12 2015, 1:07 PM - 4:16 PM EDT Att: 5,776 - Partly Cloudy - 84 F			
75 Anthony Alford, R (7.8)										1	0	0	0	0	0					
45 Dalton Pompey, S OBP: 0.380, SLG: 0.500	0-0 P6		0-0 20 WP 1B		0-0 2B		0-0 G6-3		0-3 K	3	1	2	0	0	0	0				
18 Steve Tolleson, R OBP: 0.231, SLG: 0.308										2	0	0	0	0	1	0				
20 Josh Donaldson, R OBP: 0.333, SLG: 0.500	0-3 K		1-0 14 BB 1B		0-3 K		4-0 BB			3	0	1	2	0	2	1				
1 Jonathan Diaz, R (6.7)										0	0	0	0	1	0	0				
39 Caleb Gindl, L OBP: 0.500, SLG: 0.824		0-0 14 1B 29 1B 2B	0-0 F9		0-3 K		0-3 K			3	1	1	0	0	1	2				
15 Chris Colabello, R OBP: 0.294, SLG: 0.529										1	0	0	0	0	1	1				
14 Justin Smoak, S OBP: 0.227, SLG: 0.056	0-0 29 1B 1B		4-0 1-2 BB		0-0 F7		4-0 BB			2	0	1	0	2	0	1				
37 Darrin Barton, L OBP: 0.190, SLG: 0.056	0-3 K		0-0 G4-3		0-0 F8		0-0 L8			4	0	0	0	0	1	5				
29 Devon Travis, R OBP: 0.292, SLG: 0.304	0-0 1-2 3-H 1B			0-0 1B		0-3 K		0-3 K		4	0	2	1	0	2	1				
22 Josh Thole, L OBP: 0.500, SLG: 0.500	0-0 G4-6-3			0-3 K		4-0 BB		0-0 F8		2	0	0	0	0	1	3				
8 A.J. Jimenez, R (5.2)										1	0	0	0	1	0	1				
17 Ryan Goins, L OBP: 0.353, SLG: 0.438			4-0 45 1B 20 1B BB		0-3 K		0-3 K		0-0 G4-3	2	1	0	0	1	2	2				
28 Matt Hague, R OBP: 0.500, SLG: 0.556										1	0	0	0	0	0	0				
Inning Stats	R: 0 E: 0 K: 2 S: 7	H: 0 LOB: 0 BB: 0 P: 7	R: 1 E: 0 K: 1 S: 7	H: 3 LOB: 1 BB: 0 P: 7	R: 2 E: 0 K: 1 S: 7	H: 2 LOB: 2 BB: 2 P: 16	R: 0 E: 0 K: 2 S: 8	H: 1 LOB: 1 BB: 0 P: 8	R: 0 E: 0 K: 2 S: 8	H: 0 LOB: 1 BB: 1 P: 11	R: 0 E: 0 K: 2 S: 7	H: 0 LOB: 1 BB: 1 P: 11	R: 0 E: 0 K: 1 S: 5	H: 0 LOB: 1 BB: 1 P: 9	R: 0 E: 0 K: 1 S: 5	H: 0 LOB: 0 BB: 0 P: 5	1B: 5 2B: 2 3B: 0 HR: 0	SF: 0 SAC: 0 DP: 1 HBP: 0	WP: 1 PB: 0 SB: 0 CS: 0	PA: 38
PITCHER	IP WLS BF H R ER SO	IP WLS BF H R ER SO	IP WLS BF H R ER SO	IP WLS BF H R ER SO	IP WLS BF H R ER SO	IP WLS BF H R ER SO	IP WLS BF H R ER SO	IP WLS BF H R ER SO	IP WLS BF H R ER SO	IP WLS BF H R ER SO	IP WLS BF H R ER SO	IP WLS BF H R ER SO	IP WLS BF H R ER SO	IP WLS BF H R ER SO	IP WLS BF H R ER SO	IP WLS BF H R ER SO	ERA WHIP	ERA WHIP	ERA WHIP	
53 Alex Cobb, R ERA: 6.23	2.1	12	5	3	3	4	11.57	2.571									0.00	1.500		
34 C.J. Riefenhauser, L ERA:	1.1	6	1	0	0	2	0.00	0.750									0.00	0.750		
47 Brandon Gomes, R ERA:	1.1	5	1	0	0	2	0.00	0.750									0.00	0.750		
43 Ernesto Frieri, R ERA:	1.0	4	0	0	0	2	0.00	1.000									0.00	1.000		
40 Kevin Jepsen, R ERA:	1.0	4	0	0	0	2	0.00	1.000									0.00	1.000		

AB	33
R	3
H	7
RBI	3
BB	5
SO	14
LOB	19



Batter	1	2	3	4	5	6	7	8	9	AB	R	H	RBI	BB	SO	LOB	BOTTOM			
8 Desmond Jennings, R OBP: 0.615, SLG: 0.583	0-0 G6-3		0-0 1B		0-0 2 1B 10 2B 1B	0-0 1B		0-0 2 1B 83 BB 1B		3	1	2	0	0	0	0	Toronto Blue Jays @ Tampa Bay Rays Charlotte Sports Park, Port Charlotte, FL Thu Mar 12 2015, 1:07 PM - 4:16 PM EDT Att: 5,776 - Partly Cloudy - 84 F			
64 Corey Brown, L OBP: 0.571, SLG: 1.077										2	1	2	0	0	0	0				
7 David DeJesus, L OBP: 0.231, SLG: 0.167	0-0 P6		0-0 F8		0-0 F8		0-3 K		4-0 2 1B 2 BB 1B	3	0	0	0	0	0	3				
83 Jake Elmore, R OBP: 0.333, SLG: 0.143									1-2 2-3 BB	1	0	0	0	1	1	1				
13 Asdrubal Cabrera, S OBP: 0.274, SLG: 0.167	0-0 1B			0-0 G6-3	1-0 10 2B 1B		0-3 K		0-0 E9	2	0	1	0	0	0	0				
2 Nick Franklin, S OBP: 0.231, SLG: 0.231									1-3 2-H 3-H 1B	3	1	2	2	0	1	0				
3 Evan Longoria, R OBP: 0.250, SLG: 0.273	0-3 K			0-3 K	0-0 68 2B 2B		0-0 G5-3		0-0 G4-3	2	0	0	0	0	2	1				
10 Alexi Casilla, S OBP: 0.308, SLG: 0.500										3	1	1	2	0	0	2				
21 James Loney, L OBP: 0.167, SLG: 0.250	0-0 P6			0-0 F9	0-0 11 HR 2B		0-0 F9		0-3 K	2	0	0	0	0	0	0				
68 Allan Dykstra, L OBP: 0.250, SLG: 0.375										3	1	2	1	0	1	2				
11 Logan Forsythe, R OBP: 0.143, SLG: 0.500	0-0 G6-3				0-0 P4		4-0 BB			0	0	0	0	0	0	0				
67 Luke Maile, R OBP: 0.333, SLG: 0.375										0	0	0	0	1	0	0				
20 Steven Souza Jr., R OBP: 0.214, SLG: 0.500	0-0 G5-3									3	1	1	1	0	1	0				
27 Mikie Mahtook, R (6.8)										1	0	0	0	0	1	2				
44 René Rivera, R OBP: 0.100, SLG: 0.200			0-0 G6-3		0-0 1 1B 2B		0-0 G6-3		0-0 83 BB 64 1B 2 1B 1B	3	1	1	0	0	0	0				
9 Justin O'Conner, R OBP: 0.250, SLG: 0.250										1	1	1	0	0	0	0				
1 Tim Beckham, R OBP: 0.143, SLG: 0.077			0-3 K		0-0 8 1B 2 1B 1B		0-3 K		0-0 F8	4	1	1	1	0	2	1				
Inning Stats	R: 0 E: 0 K: 1 S: 6	H: 1 LOB: 1 BB: 0 P: 6	R: 0 E: 0 K: 0 S: 3	H: 0 LOB: 0 BB: 0 P: 3	R: 0 E: 0 K: 1 S: 6	H: 1 LOB: 1 BB: 0 P: 6	R: 0 E: 0 K: 1 S: 5	H: 0 LOB: 0 BB: 0 P: 5	R: 0 E: 0 K: 2 S: 8	H: 1 LOB: 1 BB: 0 P: 8	R: 0 E: 0 K: 2 S: 8	H: 1 LOB: 2 BB: 1 P: 12	R: 0 E: 1 K: 1 S: 8	H: 3 LOB: 2 BB: 1 P: 12	R: 2 E: 1 K: 1 S: 8	H: 3 LOB: 2 BB: 1 P: 12	1B: 10 2B: 3 3B: 0 HR: 2	SF: 0 SAC: 0 DP: 0 HBP: 0	WP: 0 PB: 0 SB: 1 CS: 0	PA: 41
PITCHER	IP WLS BF H R ER SO	IP WLS BF H R ER SO	IP WLS BF H R ER SO	IP WLS BF H R ER SO	IP WLS BF H R ER SO	IP WLS BF H R ER SO	IP WLS BF H R ER SO	IP WLS BF H R ER SO	IP WLS BF H R ER SO	IP WLS BF H R ER SO	IP WLS BF H R ER SO	IP WLS BF H R ER SO	IP WLS BF H R ER SO	IP WLS BF H R ER SO	IP WLS BF H R ER SO	IP WLS BF H R ER SO	ERA WHIP	ERA WHIP	ERA WHIP	
56 Mark Buehrle, L ERA:	3.1	12	2	0	0	1	0.00	0.600									0.00	0.600		
44 Cory Burns, R ERA:	0.2	2	0	0	0	1	0.00	0.000									0.00	0.000		
25 Marco Estrada, R ERA: 15.43	0.2	9	7	7	7	0	94.50	10.500									27.00	3.000		
76 Matt West, R ERA: 3.86	0.1	2	1	1	1	1	0	4	4								0.00	1.000		
31 Liam Hendriks, R ERA: 6.75	1.0	4	1	0	0	2	0.00	1.000									0.00	1.000		

AB	39
R	10
H	15
RBI	9
BB	2
SO	9
LOB	12



Batter	1	2	3	4	5	6	7	8	9	AB	R	H	RBI	BB	SO	LOB	TOP			
39 Kevin Kiermaier, L (1, 8) 27 Mikie Mahtook, R (5, 8)	G3		L7		FC3-6		K			3	0	0	0	0	0	2	Tampa Bay Rays @ Philadelphia Phillies Bright House Field, Clearwater, FL Fri Mar 13 2015, 1:08 PM - 3:30 PM EDT Att: 9,338 - Partly Cloudy - 83 F			
8 Desmond Jennings, R (1, 7) 69 Taylor Motter, R (5, 7)	FC6-4 BB		G5-3		K		K			2	0	0	0	1	1	2				
13 Asdrubal Cabrera, S (1, 6) 36 Hak-Ju Lee, L (6, 6)	FC6-4 3 1B		F9		G3-1		G6-3			3	1	0	0	0	0	1				
3 Evan Longoria, R (1, 5) 83 Jake Elmore, R (6, 5)	2H 1B			P5		21 WP 28 G3 1B		L9		3	0	2	1	0	0	0				
28 John Jaso, L (1, 10) 61 Juan Francisco, L (9, PH)	F8			F8		G3		K		3	0	0	0	0	0	2				
20 Steven Souza Jr., R (1, 9) (6, 3)		G6-3		L9		21 WP BB		L6		3	0	0	0	1	0	0				
21 James Loney, L (1, 3) 65 Joey Butler, R (6, 9)		G4-3			39 FC3-6 2 1B		F9		K	3	0	1	0	0	0	2				
2 Nick Franklin, S (1, 4) 10 Alexi Casilla, S (7, 4)		E4			39 FC3-6 1B		K			3	0	1	0	0	1	0				
19 Curt Casali, R (1, 2) 60 Bobby Wilson, R (6, 2)		L9			P3			27 CS BB		2	0	0	0	0	0	3				
Inning Stats	R: 1 E: 1 K: 0 S: 4	H: 1 LOB: 1 BB: 1 P: 8	R: 0 E: 1 K: 0 S: 4	H: 0 LOB: 1 BB: 0 P: 4	R: 0 E: 0 K: 0 S: 3	H: 0 LOB: 0 BB: 0 P: 3	R: 0 E: 0 K: 0 S: 3	H: 2 LOB: 2 BB: 0 P: 7	R: 0 E: 0 K: 1 S: 7	H: 1 LOB: 2 BB: 1 P: 9	R: 0 E: 0 K: 2 S: 6	H: 0 LOB: 0 BB: 1 P: 12	R: 0 E: 0 K: 1 S: 5	H: 0 LOB: 0 BB: 0 P: 5	R: 0 E: 0 K: 2 S: 7	H: 0 LOB: 0 BB: 0 P: 7		1B: 4 2B: 0 3B: 0 HR: 0	SF: 0 SAC: 0 DP: 0 HBP: 0	WP: 1 PB: 0 SB: 0 CS: 1
PITCHER	IP	WLS	BF	H	R	ER	SO	BB	IBB	HBP	BLK	WP	HR	S	P	ERA	WHIP			
64 Joely Rodriguez, L (1, 1) 70 Jesse Biddle, L (4, 1) 49 Ethan Martin, R (6, 1) 56 Cesar Jimenez, L (7, 1) 63 Jake Diekman, L (8, 1)	3.0	W	12	2	1	0	0	1	0	0	0	0	0	10	15	0.00	0.667			
30 Justin De Fratus, R (9, 1)	1.0	S	3	0	0	0	2	0	0	0	0	0	0	7	7	0.00	0.000			

Batter	1	2	3	4	5	6	7	8	9	AB	R	H	RBI	BB	SO	LOB	BOTTOM			
2 Ben Revere, L (1, 8) 19 Darin Mastroianni, R (8, 8)	K				SH1-4		G4-3			3	0	1	0	0	1	0	Tampa Bay Rays @ Philadelphia Phillies Bright House Field, Clearwater, FL Fri Mar 13 2015, 1:08 PM - 3:30 PM EDT Att: 9,338 - Partly Cloudy - 83 F			
16 César Hernández, S (1, 4)	B5-3		G6-3		1B		K			4	0	0	0	0	1	3				
26 Chase Utley, L (1, 10) 40 Aaron Altherr, R (4, PR) 27 Chris Nelson, R (5, PH)	K				6 HR 1B		BB			2	0	1	0	0	1	0				
6 Ryan Howard, L (1, 3) 77 Chris McGuiness, L (7, 3)		K			1H HR		P5			3	1	1	2	0	1	3				
51 Carlos Ruiz, R (1, 2) 47 Koyie Hill, S (7, 2)		G6-3			P6		L9			3	0	0	0	0	0	0				
9 Domic Brown, L (1, 9) 15 Jordan Danks, L (7, 9)					F7		K			3	0	1	0	0	1	1				
18 Darin Ruf, R (1, 7) 68 Russ Canzler, R (7, 7)		FC5-4 1B			K		L8			3	0	0	0	0	1	2				
25 Cody Asche, L (1, 5) 4 Andrés Blanco, S (8, 5)					P5		2 SH1-4 13 1B			3	0	1	0	0	0	0				
13 Freddy Galvis, S (1, 6)					F8		2 SH1-4 1B			3	0	1	0	0	0	0				
Inning Stats	R: 0 E: 0 K: 2 S: 7	H: 0 LOB: 0 BB: 0 P: 7	R: 0 E: 0 K: 1 S: 6	H: 1 LOB: 1 BB: 0 P: 6	R: 0 E: 0 K: 0 S: 4	H: 1 LOB: 1 BB: 0 P: 4	R: 2 E: 0 K: 1 S: 7	H: 2 LOB: 1 BB: 0 P: 7	R: 0 E: 0 K: 1 S: 5	H: 0 LOB: 0 BB: 0 P: 5	R: 0 E: 0 K: 0 S: 3	H: 0 LOB: 0 BB: 0 P: 3	R: 0 E: 0 K: 2 S: 7	H: 0 LOB: 0 BB: 0 P: 7	R: 0 E: 0 K: 2 S: 7	H: 0 LOB: 0 BB: 0 P: 7		1B: 5 2B: 0 3B: 0 HR: 1	SF: 0 SAC: 1 DP: 0 HBP: 0	WP: 0 PB: 0 SB: 0 CS: 0
PITCHER	IP	WLS	BF	H	R	ER	SO	BB	IBB	HBP	BLK	WP	HR	S	P	ERA	WHIP			
22 Chris Archer, R (1, 1) 45 Enny Romero, L (4, 1) 75 Everett Teaford, L (5, 1) 74 Dylan Floro, R (6, 1) 31 Mike Montgomery, L (7, 1)	3.1	L	14	4	2	2	3	0	0	0	0	0	0	4	4	0.00	0.000			
58 Grayson Garvin, L (8, 1)	1.0		3	0	0	0	2	0	0	0	0	0	0	7	7	0.00	0.000			

AB	31
R	1
H	4
RBI	1
BB	3
SO	6
LOB	13

AB	29
R	2
H	6
RBI	2
BB	1
SO	8
LOB	10



Batter	1	2	3	4	5	6	7	8	9	AB	R	H	RBI	BB	SO	LOB	TOP																	
7 David DeJesus, L (1,9) 65 Joey Butler, R (5,9) OBP: 0.188, SLG: 0.133 OBP: 0.267, SLG: 0.533										3	0	0	0	0	0	0	Tampa Bay Rays @ Baltimore Orioles Ed Smith Stadium, Sarasota, FL Sat Mar 14 2015, 1:08 PM - 3:44 PM EDT Att: 8,219 - Sunny - 82 F																	
11 Logan Forsythe, R (1,3) 30 Vince Belnome, L (3,3) OBP: 0.125, SLG: 0.438 OBP: 0.500, SLG: 0.400										2	0	0	0	0	0	0																		
13 Asdrubal Cabrera, S (1,6) 69 Taylor Motter, R (4,5) OBP: 0.176, SLG: 0.176 OBP: 0.167, SLG: 0.167										2	0	1	0	0	0	0																		
28 John Jaso, L (1,7) 63 Eugenio Velez, S (6,7) OBP: 0.313, SLG: 0.400 OBP: 0.300, SLG: 0.300										3	2	2	0	0	1	1																		
44 René Rivera, R (1,2) 67 Luke Maile, R (6,2) OBP: 0.231, SLG: 0.538 OBP: 0.300, SLG: 0.333										3	1	2	2	0	1	0																		
2 Nick Franklin, S (1,10) OBP: 0.250, SLG: 0.300										4	0	1	0	0	1	3																		
39 Kevin Kiermaier, L (1,8) 27 Mikie Mahtook, R (6,8) OBP: 0.333, SLG: 0.368 OBP: 0.500, SLG: 0.400										2	0	1	1	1	0	1																		
1 Tim Beckham, R (1,4) 36 Hak-Ju Lee, L (6,6) OBP: 0.176, SLG: 0.125 OBP: 0.200, SLG: 0.600										3	0	1	0	0	2	3																		
83 Jake Elmore, R (1,5) 29 Ryan Brett, R (6,4) OBP: 0.231, SLG: 0.091 OBP: 0.348, SLG: 0.250										3	0	0	0	0	0	4																		
Inning Stats	R: 0 E: 0 K: 1 S: 6	H: 1 LOB: 1 BB: 0 P: 6	R: 0 E: 0 K: 2 S: 8	H: 1 LOB: 1 BB: 0 P: 8	R: 0 E: 0 K: 0 S: 3	H: 0 LOB: 0 BB: 0 P: 3	R: 2 E: 0 K: 0 S: 7	H: 3 LOB: 2 BB: 1 P: 11	R: 0 E: 0 K: 1 S: 5	H: 0 LOB: 0 BB: 0 P: 5	R: 1 E: 0 K: 1 S: 8	H: 3 LOB: 2 BB: 0 P: 8	R: 0 E: 0 K: 1 S: 5	H: 0 LOB: 0 BB: 0 P: 5	R: 0 E: 0 K: 1 S: 5	H: 1 LOB: 0 BB: 0 P: 5		R: 0 E: 0 K: 0 S: 3	H: 0 LOB: 0 BB: 0 P: 3	1B: 6 2B: 2 HR: 1	SF: 0 SAC: 0 DP: 0 HBP: 0	WP: 0 PB: 0 SB: 2 CS: 0	PA: 36											
PITCHER	IP WLS BF H R ER SO BB IBB HBP BLK WP HR S P ERA WHIP																																	
17 Brian Matusz, L (1,1) ERA: 1.42	3.0		11	2	0	0	3	0	0	0	0	0	0	0	0	0	0.00	0.667																
73 Tim Berry, L (4,1) ERA: 9.0	2.0	L	10	3	2	2	1	1	0	0	0	0	0	1	12	16	9.00	2.000																
65 Chaz Roe, R (6,1) ERA: 9.0	1.0		6	3	1	1	1	0	0	0	0	0	0	0	8	8	9.00	3.000																
64 Logan Verrett, R (7,1) ERA: 2.57	2.0		6	1	0	0	2	0	0	0	0	0	0	0	10	10	0.00	0.500																
40 Wesley Wright, L (9,1) ERA: 5.0	1.0		3	0	0	0	0	0	0	0	0	0	0	0	3	3	0.00	0.000																

Batter	1	2	3	4	5	6	7	8	9	AB	R	H	RBI	BB	SO	LOB	BOTTOM																	
12 Alejandro De Aza, L (1,7) 9 David Lough, L (7,8) OBP: 0.190, SLG: 0.263 OBP: 0.250, SLG: 0.167										3	0	0	0	0	1	1	Tampa Bay Rays @ Baltimore Orioles Ed Smith Stadium, Sarasota, FL Sat Mar 14 2015, 1:08 PM - 3:44 PM EDT Att: 8,219 - Sunny - 82 F																	
2 J.J. Hardy, R (1,6) 57 Jayson Nix, R (7,6) OBP: 0.381, SLG: 0.333 OBP: 0.250, SLG: 0.400										3	0	1	1	0	1	0																		
Chris Davis, L (1,3) 51 Henry Urrutia, L (7,9) OBP: 0.273, SLG: 0.294 OBP: 0.421, SLG: 0.500										3	0	0	0	0	0	1																		
10 Adam Jones, R (1,8) 41 Chris Parmelee, L (7,3) OBP: 0.190, SLG: 0.200 OBP: 0.313, SLG: 0.296										3	0	0	0	0	1	1																		
28 Steve Pearce, R (1,9) 38 Jimmy Paredes, S (8,5) OBP: 0.353, SLG: 0.588 OBP: 0.389, SLG: 0.471										3	1	1	1	0	0	0																		
13 Manny Machado, R (1,5) 48 Matt Tuiasosopo, R (8,7) OBP: 0.333, SLG: 0.350 OBP: 0.313, SLG: 0.350										3	0	0	0	0	0	0																		
27 Delmon Young, R (1,10) 6 Jonathan Schoop, R (9, PH) OBP: 0.116, SLG: 0.063 OBP: 0.211, SLG: 0.474										2	0	0	0	1	0	0																		
45 Steve Clevenger, L (1,2) 15 J.P. Arencibia, R (7,2) OBP: 0.154, SLG: 0.154 OBP: 0.083, SLG: 0.083										2	0	0	0	0	1	2																		
43 Rey Navarro, S (1,4) 1 Everth Cabrera, S (8,6) OBP: 0.385, SLG: 0.583 OBP: 0.348, SLG: 0.250										2	1	1	0	0	0	0																		
Inning Stats	R: 0 E: 0 K: 1 S: 5	H: 0 LOB: 0 BB: 0 P: 5	R: 0 E: 0 K: 0 S: 3	H: 0 LOB: 0 BB: 0 P: 3	R: 0 E: 0 K: 1 S: 5	H: 0 LOB: 0 BB: 0 P: 5	R: 0 E: 0 K: 2 S: 8	H: 0 LOB: 2 BB: 1 P: 12	R: 1 E: 0 K: 0 S: 5	H: 2 LOB: 1 BB: 0 P: 5	R: 1 E: 0 K: 1 S: 8	H: 1 LOB: 0 BB: 0 P: 11	R: 0 E: 0 K: 0 S: 6	H: 1 LOB: 2 BB: 1 P: 10	R: 0 E: 0 K: 2 S: 7	H: 0 LOB: 0 BB: 0 P: 7		1B: 2 2B: 1 3B: 0 HR: 1	SF: 0 SAC: 0 DP: 0 HBP: 0	WP: 0 PB: 0 SB: 1 CS: 0	PA: 34													
PITCHER	IP WLS BF H R ER SO BB IBB HBP BLK WP HR S P ERA WHIP																																	
51 Nate Karns, R (1,1) ERA: 1.0	4.0	W	12	0	0	0	2	1	0	0	0	0	0	0	8	12	0.00	1.000																
52 José Domínguez, R (6,1) ERA: 4.15	1.0	H	5	0	0	0	2	0	0	0	0	0	0	0	5	5	9.00	2.000																
54 Steve Geltz, R (7,1) ERA: 6.75	1.0	H	4	1	1	1	1	0	0	0	0	0	0	1	8	11	9.00	1.000																
72 Jhan Maríñez, R (8,1) ERA: 1.0	1.0	H	5	1	0	0	0	1	0	0	0	0	0	6	10	0.00	2.000																	

AB 35
R 3
H 9
RBI 3
BB 1
SO 7
LOB 13

AB 32
R 2
H 4
RBI 2
BB 2
SO 7
LOB 9

Batter	1	2	3	4	5	6	7	8	9	AB	R	H	RBI	BB	SO	LOB	TOP										
28 Daniel Murphy, L OBP: 0.235, SLG: 0.200 70 Wilfredo Tovar, R OBP: 0.375, SLG: 0.308										4	0	0	0	0	0	3	New York Mets @ Tampa Bay Rays Charlotte Sports Park, Port Charlotte, FL Sun Mar 15 2015, 1:07 PM - 3:56 PM EDT Att: 6,363 - Sunny - 84 F										
4 Wilmer Flores, R OBP: 0.481, SLG: 0.731 55 Matt Reynolds, R OBP: 0.550, SLG: 0.684										4	0	2	0	0	0	0											
21 Lucas Duda, L OBP: 0.125, SLG: 0.125 29 Eric Campbell, R OBP: 0.462, SLG: 0.600										4	0	0	0	0	3	2											
7 Travis d'Arnaud, R OBP: 0.182, SLG: 0.227 22 Kevin Plawecki, R OBP: 0.400, SLG: 0.462										2	1	1	0	0	0	1											
9 Kirk Nieuwenhuis, L OBP: 0.545, SLG: 0.607										3	0	2	1	1	0	1											
16 Alex Castellanos, R OBP: 0.227, SLG: 0.429										4	1	0	1	0	0	4											
19 Johnny Monell, L OBP: 0.340, SLG: 0.708										4	1	2	1	0	2	1											
6 Matthew den Dekker, L OBP: 0.452, SLG: 0.522										3	0	1	1	1	1	2											
74 Danny Muno, S OBP: 0.524, SLG: 0.474										4	0	2	0	0	0	1											
Inning Stats	R: 0 E: 0 K: 0 S: 4	H: 1 LOB: 1 BB: 0 P: 4	R: 0 E: 0 K: 0 S: 3	H: 1 LOB: 1 BB: 1 P: 7	R: 0 E: 0 K: 1 S: 6	H: 2 LOB: 1 BB: 0 P: 6	R: 2 E: 0 K: 1 S: 8	H: 3 LOB: 1 BB: 0 P: 10	R: 0 E: 0 K: 0 S: 5	H: 0 LOB: 0 BB: 1 P: 6	R: 0 E: 0 K: 1 S: 5	H: 1 LOB: 1 BB: 1 P: 9	R: 1 E: 0 K: 2 S: 7	H: 2 LOB: 1 BB: 0 P: 8	R: 1 E: 0 K: 2 S: 10	H: 1 LOB: 0 BB: 0 P: 10		1B: 8 2B: 4 3B: 0 HR: 1	SF: 0 SAC: 0 DP: 3 HBP: 0	WP: 2 PB: 0 SB: 1 CS: 0	PA: 37						
PITCHER	IP	WLS	BF	H	R	ER	SO	BB	IBB	HBP	BLK	WP	HR	S	P	ERA	WHIP										
35 Matt Andriese, R ERA: 1.17	3.0	W	12	4	0	0	1	1	0	0	0	0	0	13	17	0.00	1.667										
56 Burch Smith, R ERA: 3.86	3.0	H	12	3	2	2	2	1	0	0	0	1	0	15	21	6.00	1.333										
84 Jim Miller, R ERA: 2.25	1.0		4	1	0	0	1	1	0	0	0	0	0	5	9	0.00	2.000										
71 Jordan Norberto, L ERA: 7.39	1.0		5	2	1	1	1	0	0	0	0	1	0	7	8	9.00	2.000										
49 Kirby Yates, R ERA: 1.17	1.0		4	1	1	1	2	0	0	0	0	0	1	10	10	9.00	1.000										

Batter	1	2	3	4	5	6	7	8	9	AB	R	H	RBI	BB	SO	LOB	BOTTOM											
7 David DeJesus, L OBP: 0.263, SLG: 0.235 65 Joey Butler, R OBP: 0.235, SLG: 0.471										2	2	1	0	1	0	2	New York Mets @ Tampa Bay Rays Charlotte Sports Park, Port Charlotte, FL Sun Mar 15 2015, 1:07 PM - 3:56 PM EDT Att: 6,363 - Sunny - 84 F											
2 Nick Franklin, S OBP: 0.304, SLG: 0.348 1 Tim Beckham, R OBP: 0.158, SLG: 0.111										3	2	2	1	0	0	1												
28 John Jaso, L OBP: 0.333, SLG: 0.471 68 Allan Dykstra, L OBP: 0.300, SLG: 0.700										2	0	1	2	0	1	2												
3 Evan Longoria, R OBP: 0.389, SLG: 0.438 61 Juan Francisco, L OBP: 0.333, SLG: 0.545										2	0	2	2	0	0	0												
21 James Loney, L OBP: 0.222, SLG: 0.278 27 Mikie Mahtook, R										3	0	1	1	0	1	3												
20 Steven Souza Jr., R OBP: 0.182, SLG: 0.333 30 Vince Belnome, L OBP: 0.500, SLG: 0.400										4	0	0	0	0	2	1												
83 Jake Elmore, R OBP: 0.250, SLG: 0.077 10 Alexi Casilla, S OBP: 0.286, SLG: 0.462										2	0	0	0	1	0	0												
64 Corey Brown, L OBP: 0.588, SLG: 1.000 69 Taylor Motter, R OBP: 0.154, SLG: 0.154										1	1	0	0	2	0	0												
60 Bobby Wilson, R OBP: 0.357, SLG: 0.182 19 Curt Casali, R OBP: 0.300, SLG: 0.222										2	1	1	0	0	0	2												
Inning Stats	R: 2 E: 0 K: 2 S: 10	H: 3 LOB: 1 BB: 0 P: 11	R: 3 E: 0 K: 1 S: 9	H: 4 LOB: 2 BB: 1 P: 13	R: 0 E: 0 K: 0 S: 2	H: 0 LOB: 1 BB: 2 P: 10	R: 1 E: 0 K: 1 S: 6	H: 1 LOB: 1 BB: 1 P: 11	R: 0 E: 0 K: 0 S: 3	H: 0 LOB: 0 BB: 0 P: 3	R: 0 E: 0 K: 1 S: 5	H: 0 LOB: 0 BB: 0 P: 5	R: 2 E: 0 K: 3 S: 14	H: 2 LOB: 0 BB: 0 P: 14	R: 0 E: 0 K: 1 S: 5	H: 0 LOB: 1 BB: 1 P: 9		1B: 6 2B: 2 3B: 0 HR: 2	SF: 1 SAC: 0 DP: 1 HBP: 0	WP: 1 PB: 0 SB: 1 CS: 0	PA: 38							
PITCHER	IP	WLS	BF	H	R	ER	SO	BB	IBB	HBP	BLK	WP	HR	S	P	ERA	WHIP											
40 Bartolo Colon, R ERA: 4.15	2.0	L	14	7	5	5	3	1	0	0	0	0	0	19	24	22.50	4.000											
76 Chasen Bradford, R ERA: 1.17	1.0		4	0	0	0	0	2	0	0	0	0	0	2	10	0.00	2.000											
67 Hansel Robles, R ERA: 18.0	1.0		5	1	1	1	1	1	0	0	0	1	0	6	11	9.00	2.000											
73 Jon Velasquez, R ERA: 2.45	1.0		3	0	0	0	0	0	0	0	0	0	0	3	3	0.00	0.000											
51 Jack Leathersich, L ERA: 12.27	1.0		3	0	0	0	1	0	0	0	0	0	0	5	5	0.00	0.000											
PITCHER	IP	WLS	BF	H	R	ER	SO	BB	IBB	HBP	BLK	WP	HR	S	P	ERA	WHIP											
79 Matt Bowman, R ERA: 3.6	1.0		5	2	2	2	3	0	0	0	0	0	0	2	14	14	18.00	2.000										
52 Carlos Torres, R ERA: 2.25	1.0		4	0	0	0	1	1	0	0	0	0	0	5	9	0.00	1.000											

AB 34
R 4
H 11
RBI 4
BB 3
SO 7
LOB 15



AB 32
R 8
H 10
RBI 8
BB 5
SO 9
LOB 14



Batter	1	2	3	4	5	6	7	8	9	AB	R	H	RBI	BB	SO	LOB	TOP					
39 Kevin Kiermaier, L (1, 8) OBP: 0.333, SLG: 0.333 64 Corey Brown, L (5, 8) OBP: 0.579, SLG: 0.933										2	0	0	0	1	1	0	Tampa Bay Rays @ Philadelphia Phillies Bright House Field, Clearwater, FL Tue Mar 17 2015, 1:09 PM - 3:49 PM EDT Att: 9,572 - Sunny - 79 F					
21 James Loney, L (1, 3) OBP: 0.286, SLG: 0.381 68 Allan Dykstra, L (5, 3) OBP: 0.250, SLG: 0.583										3	1	2	0	0	0	0						
13 Asdrubal Cabrera, S (1, 6) OBP: 0.235, SLG: 0.230 2 Nick Franklin, S (5, 6) OBP: 0.280, SLG: 0.320										3	0	1	1	0	1	2						
3 Evan Longoria, R (1, 5) OBP: 0.333, SLG: 0.368 61 Juan Francisco, L (6, 5) OBP: 0.296, SLG: 0.462										3	0	0	0	0	1	1						
44 René Rivera, R (1, 2) OBP: 0.188, SLG: 0.438 60 Bobby Wilson, R (6, 2) OBP: 0.400, SLG: 0.250										3	0	0	0	0	1	1						
20 Steven Souza Jr., R (1, 9) OBP: 0.150, SLG: 0.252 27 Mikie Mahtook, R (6, 9) OBP: 0.083, SLG: 0.333										3	0	0	0	0	1	2						
10 Alexi Casilla, S (1, 4) OBP: 0.235, SLG: 0.375 63 Eugenio Velez, S (7, 4) OBP: 0.364, SLG: 0.364										3	0	0	0	0	1	0						
11 Logan Forsythe, R (1, 10) OBP: 0.211, SLG: 0.789 65 Joey Butler, R (8, PH) OBP: 0.222, SLG: 0.444										3	2	2	2	0	1	0						
83 Jake Elmore, R (1, 7) OBP: 0.263, SLG: 0.067 69 Taylor Motter, R (7, 7) OBP: 0.214, SLG: 0.154										2	0	0	0	1	1	0						
Inning Stats	R: 0 E: 0 K: 2 S: 7	H: 0 LOB: 0 BB: 0 P: 7	R: 0 E: 0 K: 1 S: 5	H: 0 LOB: 0 BB: 0 P: 5	R: 0 E: 0 K: 3 S: 9	H: 0 LOB: 0 BB: 0 P: 9	R: 1 E: 1 K: 0 S: 6	H: 2 LOB: 2 BB: 0 P: 6	R: 1 E: 0 K: 0 S: 7	H: 2 LOB: 2 BB: 1 P: 14	R: 0 E: 0 K: 2 S: 7	H: 0 LOB: 0 BB: 0 P: 7	R: 1 E: 0 K: 1 S: 7	H: 1 LOB: 1 BB: 1 P: 13	R: 2 E: 0 K: 2 S: 10	H: 3 LOB: 1 BB: 0 P: 11		R: 0 E: 0 K: 3 S: 9	H: 0 LOB: 2 BB: 2 P: 17	1B: 4 2B: 1 3B: 0 HR: 3	SF: 0 SAC: 0 DP: 0 HBP: 0	WP: 0 PB: 0 SB: 1 CS: 0
PITCHER	IP	WLS	BF	H	R	ER	SO	BB	IBB	HBP	BLK	WP	HR	S	P	ERA	WHIP					
55 David Buchanan, R (1, 1) ERA: 2.45	4.0		15	2	1	1	6	0	0	0	0	0	0	27	27	2.25	0.500					
48 Philippe Aumont, R (5, 1) ERA: 5.79	1.0		6	2	1	1	0	1	0	0	0	0	1	7	14	9.00	3.000					
65 Nefi Ogando, R (6, 1) ERA: 1.89	1.0		3	0	0	0	2	0	0	0	0	0	0	7	7	0.00	0.000					
74 Elvis Araujo, L (7, 1) ERA: 1.8	1.0	L	5	1	1	1	1	1	0	0	0	0	1	7	13	9.00	2.000					
50 Héctor Neris, R (8, 1) ERA: 6.44	1.0		6	3	2	2	2	0	0	0	0	0	1	10	11	18.00	3.000					
53 Ken Giles, R (9, 1) ERA: 2.25	1.0		5	0	0	0	3	2	0	0	0	0	0	9	17	0.00	2.000					

Tampa Bay Rays @ Philadelphia Phillies
Bright House Field, Clearwater, FL
Tue Mar 17 2015, 1:09 PM - 3:49 PM EDT
Att: 9,572 - Sunny - 79 F

AB 36
R 5
H 8
RBI 5
BB 4
SO 14
LOB 15



Batter	1	2	3	4	5	6	7	8	9	AB	R	H	RBI	BB	SO	LOB	BOTTOM				
2 Ben Revere, L (1, 8) OBP: 0.219, SLG: 0.138 17 Brian Bogusevic, L (7, 9) OBP: 0.467, SLG: 0.929										3	0	0	0	0	1	0	Tampa Bay Rays @ Philadelphia Phillies Bright House Field, Clearwater, FL Tue Mar 17 2015, 1:09 PM - 3:49 PM EDT Att: 9,572 - Sunny - 79 F				
13 Freddy Galvis, S (1, 6) OBP: 0.285, SLG: 0.285 4 Andrés Blanco, S (9, 5) OBP: 0.208, SLG: 0.458										4	0	0	0	0	1	2					
26 Chase Utley, L (1, 10) OBP: 0.417, SLG: 0.417										4	0	1	1	0	1	0					
6 Ryan Howard, L (1, 3) OBP: 0.235, SLG: 0.441 77 Chris McGuiness, L (8, 3) OBP: 0.615, SLG: 0.444										3	0	0	0	0	2	0					
51 Carlos Ruiz, R (1, 2) OBP: 0.125, SLG: 0.167 29 Cameron Rupp, R (8, 2) OBP: 0.462, SLG: 0.545 19 Darin Mastroianni, R (9, PR) OBP: 0.067, SLG: 0.133										3	1	1	0	0	0	0					
37 Odúbel Herrera, L (1, 7) OBP: 0.400, SLG: 0.394										4	1	2	0	0	1	2					
71 Cord Phelps, S (1, 4) OBP: 0.480, SLG: 0.500 16 César Hernández, S (8, 4) OBP: 0.214, SLG: 0.200										2	0	0	0	1	0	1					
15 Jordan Danks, L (1, 9) OBP: 0.300, SLG: 0.412										4	1	1	0	0	2	4					
7 Maikel Franco, R (1, 5) OBP: 0.207, SLG: 0.207 62 Chase d'Arnaud, R (8, PR) OBP: 0.286, SLG: 0.167										3	0	0	0	0	0	2					
Inning Stats	R: 0 E: 0 K: 0 S: 3	H: 0 LOB: 0 BB: 0 P: 3	R: 0 E: 0 K: 2 S: 7	H: 0 LOB: 0 BB: 0 P: 7	R: 0 E: 0 K: 1 S: 5	H: 0 LOB: 0 BB: 0 P: 5	R: 2 E: 1 K: 1 S: 7	H: 2 LOB: 1 BB: 1 P: 13	R: 0 E: 0 K: 2 S: 7	H: 0 LOB: 0 BB: 0 P: 7	R: 0 E: 0 K: 1 S: 6	H: 1 LOB: 1 BB: 0 P: 6	R: 1 E: 1 K: 0 S: 5	H: 2 LOB: 2 BB: 0 P: 5	R: 0 E: 0 K: 1 S: 5	H: 0 LOB: 2 BB: 2 P: 13		1B: 4 2B: 1 3B: 0 HR: 0	SF: 0 SAC: 0 DP: 0 HBP: 0	WP: 1 PB: 0 SB: 0 CS: 0	PA: 35
PITCHER	IP	WLS	BF	H	R	ER	SO	BB	IBB	HBP	BLK	WP	HR	S	P	ERA	WHIP				
53 Alex Cobb, R (1, 1) ERA: 1.42	3.0		9	0	0	0	3	0	0	0	0	0	0	15	15	0.00	0.000				
31 Mike Montgomery, L (4, 1) ERA: 1.42	2.0	B	9	2	2	1	2	1	0	0	0	1	0	12	18	4.50	1.500				
75 Everett Teaford, L (6, 1) ERA: 1.35	1.0	W	3	0	0	0	2	0	0	0	0	0	0	7	7	0.00	0.000				
34 C.J. Riefenhauser, L (7, 1) ERA: 1.35	1.0	H	4	1	0	0	1	0	0	0	0	0	0	6	6	0.00	1.000				
54 Steve Galtz, R (8, 1) ERA: 3.38	1.0	H	5	2	1	0	0	0	0	0	0	0	0	5	5	0.00	2.000				
73 Bryce Stowell, R (9, 1) ERA: 2.7	1.0	S	5	0	0	0	1	2	0	0	0	0	0	5	13	0.00	2.000				

Tampa Bay Rays @ Philadelphia Phillies
Bright House Field, Clearwater, FL
Tue Mar 17 2015, 1:09 PM - 3:49 PM EDT
Att: 9,572 - Sunny - 79 F

AB 32
R 3
H 5
RBI 1
BB 3
SO 9
LOB 15



Batter	1	2	3	4	5	6	7	8	9	AB	R	H	RBI	BB	SO	LOB	TOP		
7 David DeJesus, L (1, 9) 69 Taylor Motter, R (6, 9)	F8			P5			G5-3		65 1B 18 2B	3	0	1	2	0	0	0			
2 Nick Franklin, S (1, 6) 10 Alexi Casilla, S (6, 6)		K			G5-3				SF7	3	0	1	0	0	1	1			
28 John Jaso, L (1, 10) 65 Joey Butler, R (7, PH) (7, 10)	F7			K			K		18 2B 27 HBP	3	0	0	0	0	2	1			
3 Evan Longoria, R (1, 5) 18 Richie Shaffer, R (5, 5)				HR	F9					3	1	2	1	0	0	0			
21 James Loney, L (1, 3) 30 Vince Beltrone, L (6, 3)				F7			HR		K	3	1	1	1	0	1	2			
8 Desmond Jennings, R (1, 7) 83 Jake Elmore, R (4, 7)										2	1	2	0	0	0	0			
5 Brandon Guyer, R (1, 8) 27 Mikie Mahtook, R (5, 8)					G3					2	1	1	0	0	0	1			
60 Bobby Wilson, R (1, 2) 19 Curt Casali, R (6, 2) 71 Armando Araiza, R (9, PH)										2	0	0	1	0	0	0			
1 Tim Beckham, R (1, 4) 63 Eugenio Velez, S (7, 4)										3	0	0	0	0	0	2			
Inning Stats	R: 0 H: 2 E: 0 K: 1 S: 13	H: 2 R: 3 LOB: 2 BB: 0 P: 19	R: 2 H: 3 E: 0 K: 1 S: 11	H: 3 R: 3 LOB: 1 BB: 0 P: 16	R: 1 H: 2 E: 0 K: 1 S: 11	H: 2 R: 3 LOB: 1 BB: 0 P: 15	R: 0 H: 0 E: 0 K: 0 S: 7	H: 0 R: 0 LOB: 0 BB: 0 P: 9	R: 0 H: 0 E: 0 K: 1 S: 11	H: 1 R: 1 LOB: 1 BB: 0 P: 22	R: 0 H: 1 E: 0 K: 1 S: 9	H: 1 R: 1 LOB: 1 BB: 0 P: 13	R: 1 H: 5 E: 0 K: 2 S: 14	H: 5 R: 3 LOB: 3 BB: 0 P: 19	1B: 9 2B: 2 3B: 0 HR: 4	SF: 1 SAC: 0 DP: 0 HBP: 2	WP: 0 PB: 0 SB: 0 CS: 0	PA: 44	
PITCHER	IP WLS BF H R ER SO BB IBB HBP BLK WP HR S P ERA WHIP	56 Mark Buehrle, L (1, 1) ERA: 2.79	49 Cott Hynes, L (5, 1) ERA: 3.6	50 Steve Delabar, R (6, 1) ERA: 2.25	62 Aaron Loup, L (7, 1) ERA: 5.79	46 Wilton Lopez, R (8, 1) ERA: 5.79	35 Jeff Francis, L (9, 1) ERA: 9.82	44 Cory Burns, R (9, 1) ERA: 4.91											

Tampa Bay Rays @ Toronto Blue Jays
Florida Auto Exchange Stadium, Dunedin, FL
Wed Mar 18 2015, 1:08 PM - 4:02 PM EDT
Att.: 5,539 - Sunny - 79 F

AB 41
R 9
H 15
RBI 9
BB 0
SO 9
LOB 15



Batter	1	2	3	4	5	6	7	8	9	AB	R	H	RBI	BB	SO	LOB	BOTTOM		
55 Russell Martin, R (1, 2) 69 Sean Ochinko, R (6, 2)	F8		G4-3		G6-4-3			K	66 WP	3	0	0	0	0	1				
13 Maier Izturis, S (1, 4) 66 Munenori Kawasaki, L (7, 4)	E6						P4		G4-3	2	0	0	0	1	0	0			
39 Caleb Gindl, L (1, 7) 1 Jonathan Diaz, R (7, 8)							K			2	0	0	0	1	1				
30 Dioner Navarro, S (1, 10) 14 Justin Smoak, S (9, PH)										1	0	0	0	2	0	1			
37 Daric Barton, L (1, 3) 24 Dayan Viciedo, R (6, PH)										1	0	0	0	0	1	0			
33 Chris Dickerson, L (1, 9)										4	1	1	0	0	1	0			
18 Steve Tolleson, R (1, 5)										4	1	2	2	0	2	0			
17 Ryan Goins, L (1, 6)										3	1	1	0	1	1	1			
3 Ezequiel Carrera, L (1, 8) (7, 7)										3	0	0	0	1	1	2			
Inning Stats	R: 0 H: 0 E: 0 K: 0 S: 9	H: 1 R: 0 LOB: 1 BB: 0 P: 16	R: 0 H: 0 E: 0 K: 0 S: 13	H: 0 R: 1 LOB: 1 BB: 1 P: 20	R: 0 H: 0 E: 0 K: 2 S: 7	H: 0 R: 0 LOB: 0 BB: 1 P: 11	R: 0 H: 0 E: 0 K: 0 S: 5	H: 0 R: 0 LOB: 0 BB: 1 P: 18	R: 0 H: 0 E: 0 K: 3 S: 12	R: 3 H: 3 E: 0 K: 1 S: 18	1B: 3 2B: 1 3B: 0 HR: 1	SF: 0 SAC: 0 DP: 2 HBP: 0	WP: 2 PB: 0 SB: 1 CS: 0	PA: 38					
PITCHER	IP WLS BF H R ER SO BB IBB HBP BLK WP HR S P ERA WHIP	22 Chris Archer, R (1, 1) ERA: 2.89	81 Andrew Bellatti, R (5, 1) ERA: 5.4	38 Jeff Beliveau, L (6, 1) ERA: 5.4	84 Jim Miller, R (7, 1) ERA: 5.4	47 Brandon Gomes, R (8, 1) ERA: 5.4	72 Jhan Maríñez, R (9, 1) ERA: 5.4	24 Jim Patterson, L (9, 1) ERA: 5.4											

Tampa Bay Rays @ Toronto Blue Jays
Florida Auto Exchange Stadium, Dunedin, FL
Wed Mar 18 2015, 1:08 PM - 4:02 PM EDT
Att.: 5,539 - Sunny - 79 F

AB 31
R 3
H 5
RBI 2
BB 7
SO 9
LOB 13



Batter	1	2	3	4	5	6	7	8	9	AB	R	H	RBI	BB	SO	LOB	TOP										
39 Danny Santana, S OBP: 0.320, SLG: 0.500 30 James Beresford, L OBP: 0.222, SLG: 0.125										3	0	0	0	0	2	2	<p>Minnesota Twins @ Tampa Bay Rays</p> <p>Charlotte Sports Park, Port Charlotte, FL</p> <p>Thu Mar 19 2015, 1:09 PM - 3:49 PM EDT</p> <p>Att.: 4,418 - Sunny - 81 F</p>										
1 Jordan Schafer, L OBP: 0.360, SLG: 0.250 77 Danny Ortiz, L										3	0	0	0	0	0	0											
60 Eddie Rosario, L OBP: 0.267, SLG: 0.586 53 Eric Farris, R OBP: 0.200, SLG: 0.300										3	0	1	0	0	0	0											
19 Kennys Vargas, S OBP: 0.303, SLG: 0.581 84 Dan Rohlfing, R										3	0	0	0	0	3	1											
31 Oswaldo Arcia, L OBP: 0.364, SLG: 0.455 83 Tyler Grimes, R OBP: 0.444, SLG: 0.333										3	0	1	0	0	0	0											
66 Jose Martinez, R OBP: 0.176, SLG: 0.235 97 Travis Harrison, R (9, PH)										3	1	2	0	0	0	0											
12 Chris Herrmann, L OBP: 0.456, SLG: 0.600 43 Josmil Pinto, R OBP: 0.389, SLG: 0.412										1	1	1	0	1	0	0											
26 Eric Fryer, R OBP: 0.200, SLG: 0.333										3	0	1	2	0	0	3											
17 Doug Bernier, R OBP: 0.313, SLG: 0.154										2	0	0	0	0	1	3											
Inning Stats	R: 0 E: 0 K: 1 S: 5	H: 0 LOB: 0 BB: 0 P: 5	R: 2 E: 0 K: 1 S: 8	H: 3 LOB: 2 BB: 0 P: 9	R: 0 E: 0 K: 1 S: 5	H: 1 LOB: 1 BB: 0 P: 5	R: 0 E: 0 K: 0 S: 4	H: 2 LOB: 2 BB: 1 P: 8	R: 0 E: 0 K: 1 S: 5	H: 0 LOB: 0 BB: 0 P: 5	R: 0 E: 0 K: 1 S: 7	H: 0 LOB: 0 BB: 0 P: 7	R: 0 E: 0 K: 1 S: 5	H: 0 LOB: 0 BB: 0 P: 5	R: 0 E: 0 K: 2 S: 8	H: 0 LOB: 1 BB: 1 P: 12		1B: 5 2B: 2 3B: 0 HR: 0	SF: 0 SAC: 0 DP: 2 HBP: 1	WP: 0 PB: 0 SB: 0 CS: 1	PA: 34						
PITCHER	IP	WLS	BF	H	R	ER	SO	BB	IBB	HBP	BLK	WP	HR	S	P	ERA	WHIP										
51 Nate Karns, R ERA: 2.03	4.1	W	19	6	2	2	4	1	0	1	0	0	0	25	30	4.15	1.615										
49 Kirby Yates, R ERA: 5.09	1.2	H	5	0	0	0	1	0	0	0	0	0	0	7	7	0.00	0.000										
40 Kevin Jepsen, R ERA:	1.0	H	3	0	0	0	2	0	0	0	0	0	0	7	7	0.00	0.000										
26 Brad Boxberger, R ERA:	1.0	H	3	0	0	0	1	0	0	0	0	0	0	5	5	0.00	0.000										
71 Jordan Norberto, L ERA: 1.8	1.0	S	4	0	0	0	2	1	0	0	0	0	0	8	12	0.00	1.000										

Batter	1	2	3	4	5	6	7	8	9	AB	R	H	RBI	BB	SO	LOB	BOTTOM										
7 David DeJesus, L OBP: 0.292, SLG: 0.318 64 Corey Brown, L OBP: 0.524, SLG: 0.824										2	0	1	0	0	0	0	<p>Minnesota Twins @ Tampa Bay Rays</p> <p>Charlotte Sports Park, Port Charlotte, FL</p> <p>Thu Mar 19 2015, 1:09 PM - 3:49 PM EDT</p> <p>Att.: 4,418 - Sunny - 81 F</p>										
44 René Rivera, R OBP: 0.211, SLG: 0.474 68 Allan Dykstra, L (6, PH) OBP: 0.231, SLG: 0.538										3	0	1	0	0	1	1											
13 Asdrúbal Cabrera, S OBP: 0.217, SLG: 0.217 1 Tim Beckham, R OBP: 0.130, SLG: 0.091										3	0	1	0	0	0	1											
3 Evan Longoria, R OBP: 0.385, SLG: 0.542 30 Vince Belnoche, L OBP: 0.333, SLG: 0.222										2	1	1	0	0	0	0											
61 Juan Francisco, L OBP: 0.333, SLG: 0.438										3	1	1	0	1	0	1											
69 Taylor Motter, R (7, PR) OBP: 0.250, SLG: 0.267										1	1	1	0	2	0	0											
11 Logan Forsythe, R OBP: 0.318, SLG: 0.800 10 Alexi Casilla, S OBP: 0.250, SLG: 0.389										2	1	1	3	0	0	1											
20 Steven Souza Jr., R OBP: 0.183, SLG: 0.423 Mikie Mahtook, R OBP: 0.176, SLG: 0.267										1	0	0	0	1	1	0											
19 Curt Casali, R OBP: 0.286, SLG: 0.500 78 Mayo Acosta, R										2	0	0	1	0	2	1											
83 Jake Elmore, R OBP: 0.280, SLG: 0.053										2	0	0	0	1	0	0											
Inning Stats	R: 0 E: 0 K: 1 S: 5	H: 0 LOB: 0 BB: 0 P: 5	R: 1 E: 0 K: 1 S: 7	H: 2 LOB: 1 BB: 0 P: 8	R: 0 E: 0 K: 0 S: 4	H: 1 LOB: 1 BB: 0 P: 4	R: 2 E: 0 K: 1 S: 7	H: 1 LOB: 0 BB: 1 P: 14	R: 0 E: 0 K: 1 S: 7	H: 2 LOB: 2 BB: 0 P: 7	R: 1 E: 0 K: 2 S: 8	H: 1 LOB: 3 BB: 3 P: 20	R: 0 E: 0 K: 1 S: 4	H: 0 LOB: 1 BB: 1 P: 9	R: 0 E: 0 K: 1 S: 5	H: 0 LOB: 0 BB: 0 P: 5	1B: 4 2B: 2 3B: 0 HR: 1	SF: 1 SAC: 0 DP: 0 HBP: 0	WP: 1 PB: 0 SB: 0 CS: 1	PA: 36							
PITCHER	IP	WLS	BF	H	R	ER	SO	BB	IBB	HBP	BLK	WP	HR	S	P	ERA	WHIP										
47 Ricky Nolasco, R ERA: 5.19	3.2	L	16	4	3	3	2	1	0	0	0	0	1	20	28	7.36	1.364										
57 Ryan Pressly, R ERA: 8.31	1.1		6	2	0	0	2	0	0	0	0	0	0	10	10	0.00	1.500										
51 Alex Meyer, R ERA: 1.59	2.0		10	1	1	1	3	4	0	0	0	0	0	12	29	4.50	2.500										
22 Tim Stauffer, R ERA: 12.86	1.0		3	0	0	0	1	0	0	0	0	0	0	5	5	0.00	0.000										

AB	31
R	2
H	6
RBI	2
BB	2
SO	10
LOB	11



AB	29
R	4
H	7
RBI	4
BB	5
SO	8
LOB	13



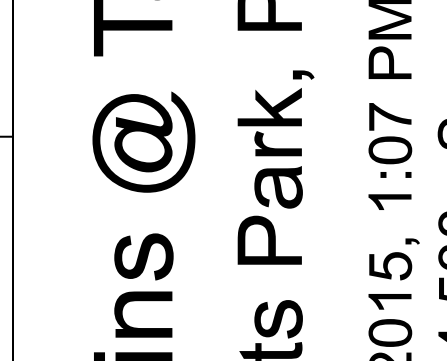
Batter	1	2	3	4	5	6	7	8	9	AB	R	H	RBI	BB	SO	LOB	TOP										
1 Jordan Schafer, L OBP: 0.357, SLG: 0.261 Jason Kanzler, R (6, 8)	F8			F9		5 1B 9 1B 1-2		K		3	1	1	0	0	0	0	Minnesota Twins @ Tampa Bay Rays Charlotte Sports Park, Port Charlotte, FL Sat Mar 21 2015, 1:07 PM - 3:28 PM EDT Att: 4,538 - Sunny - 83 F										
5 Eduardo Escobar, S OBP: 0.375, SLG: 0.594 Levi Michael, R (7, 4)	G1-3			1B		9 1B 1-3 2-H		K		3	0	2	1	0	0	0											
9 Eduardo Núñez, R OBP: 0.393, SLG: 0.520	K			K		19 WP 1-3 1-0		L6		4	0	1	1	0	2	1											
19 Kennys Vargas, S OBP: 0.167, SLG: 0.529 Reynaldo Rodríguez, R OBP: 1.000, SLG: 1.000		P5		K		3-H 1-0		L6		3	0	0	0	0	1	2											
60 Eddie Rosario, L OBP: 0.235, SLG: 0.515	F8			K		2-3		L6		4	0	0	0	0	2	1											
21 Shane Robinson, R OBP: 0.345, SLG: 0.385 (6, 7)	G6-3				F9			K		4	0	1	0	0	1	1											
26 Eric Fryer, R OBP: 0.167, SLG: 0.278 12 Chris Herrmann, L OBP: 0.458, SLG: 0.600			F8		G5-3			G5-3		3	0	0	0	0	0	1											
83 Tyler Grimes, R OBP: 0.308, SLG: 0.290			P4			F8		K		3	0	0	0	0	1	1											
17 Doug Bernier, R OBP: 0.300, SLG: 0.176			P4			1 1B 5 1B 1B		F8		3	1	1	0	0	0	0											
Inning Stats	R: 0 E: 0 K: 1 S: 6	H: 0 LOB: 0 BB: 0 P: 6	R: 0 E: 0 K: 0 S: 3	H: 0 LOB: 0 BB: 0 P: 3	R: 0 E: 0 K: 0 S: 3	H: 0 LOB: 0 BB: 0 P: 3	R: 0 E: 0 K: 2 S: 8	H: 1 LOB: 1 BB: 0 P: 8	R: 0 E: 0 K: 1 S: 5	H: 0 LOB: 0 BB: 0 P: 5	R: 2 E: 0 K: 0 S: 6	H: 4 LOB: 1 BB: 0 P: 7	R: 0 E: 0 K: 2 S: 8	H: 1 LOB: 1 BB: 0 P: 8	R: 0 E: 0 K: 1 S: 7	H: 0 LOB: 0 BB: 0 P: 7		R: 0 E: 0 K: 1 S: 6	H: 1 LOB: 1 BB: 0 P: 6	1B: 6 2B: 1 3B: 0 HR: 0	SF: 0 SAC: 0 DP: 0 HBP: 0	WP: 1 PB: 0 CS: 0	PA: 33				
PITCHER	IP	WLS	BF	H	R	ER	SO	BB	IBB	HBP	BLK	WP	HR	S	P	ERA	WHIP										
23 Jake Odorizzi, R ERA: 3.12	5.2		21	5	2	2	4	0	0	0	0	0	0	30	30	3.18	0.882										
54 Steve Geltz, R ERA: 3.0	0.1		1	0	0	0	0	0	0	0	0	1	0	1	2	0.00	0.000										
34 C.J. Riefenhauser, L ERA:	0.1		1	0	0	0	1	0	0	0	0	0	0	3	3	0.00	0.000										
47 Brandon Gomes, R ERA:	2.0		7	1	0	0	3	0	0	0	0	0	0	13	13	0.00	0.500										
38 Jeff Beliveau, L ERA:	0.2	W	3	1	0	0	1	0	0	0	0	0	0	5	5	0.00	1.500										

Batter	1	2	3	4	5	6	7	8	9	AB	R	H	RBI	BB	SO	LOB	BOTTOM										
7 David DeJesus, L OBP: 0.286, SLG: 0.280 58 Ariel Soriano, R (9, FR)	P4			K		G4-3			64 FC4 BB	3	0	0	0	1	1	0	Minnesota Twins @ Tampa Bay Rays Charlotte Sports Park, Port Charlotte, FL Sat Mar 21 2015, 1:07 PM - 3:28 PM EDT Att: 4,538 - Sunny - 83 F										
5 Brandon Guyer, R OBP: 0.300, SLG: 0.300 64 Corey Brown, L OBP: 0.440, SLG: 0.667	G6-3			E5		G5-3		68 HR		3	0	0	0	0	0	0											
13 Asdrúbal Cabrera, S OBP: 0.192, SLG: 0.192 83 Jake Elmore, R OBP: 0.289, SLG: 0.050	G4-3			F8		G5-3		F7		3	0	0	0	0	0	1											
21 James Loney, L OBP: 0.259, SLG: 0.444 68 Allan Dykstra, L OBP: 0.250, SLG: 0.688		P6		K		F7		HR		3	0	0	0	0	1	1											
8 Desmond Jennings, R OBP: 0.500, SLG: 0.429 63 Eugenio Velez, S OBP: 0.462, SLG: 0.417		G4-3			K			K		3	0	0	0	0	2	0											
61 Juan Francisco, L OBP: 0.292, SLG: 0.500 69 Taylor Motter, R OBP: 0.294, SLG: 0.267		G3-1			HR			K		3	1	1	1	0	1	0											
2 Nick Franklin, S OBP: 0.242, SLG: 0.273			K			F7		F8		3	0	0	0	0	1	0											
19 Curt Casali, R OBP: 0.235, SLG: 0.400 78 Mayo Acosta, R (9, 2)			F8			K		K		3	0	0	0	0	2	0											
39 Kevin Kiermaier, L OBP: 0.333, SLG: 0.375			G4-3			K		64 E		3	1	1	0	0	1	0											
Inning Stats	R: 0 E: 0 K: 0 S: 3	H: 0 LOB: 0 BB: 0 P: 3	R: 0 E: 0 K: 0 S: 3	H: 0 LOB: 0 BB: 0 P: 3	R: 0 E: 0 K: 1 S: 5	H: 0 LOB: 0 BB: 0 P: 5	R: 0 E: 1 K: 2 S: 8	H: 0 LOB: 1 BB: 0 P: 8	R: 1 E: 0 K: 2 S: 10	H: 1 LOB: 0 BB: 0 P: 12	R: 0 E: 0 K: 1 S: 5	H: 0 LOB: 0 BB: 0 P: 5	R: 0 E: 0 K: 1 S: 7	H: 0 LOB: 0 BB: 0 P: 7	R: 3 E: 1 K: 0 S: 5	H: 2 LOB: 1 BB: 1 P: 11		1B: 0 2B: 1 3B: 0 HR: 2	SF: 0 SAC: 0 DP: 0 HBP: 0	WP: 0 PB: 0 CS: 0	PA: 31						
PITCHER	IP	WLS	BF	H	R	ER	SO	BB	IBB	HBP	BLK	WP	HR	S	P	ERA	WHIP										
65 Trevor May, R ERA: 1.5	4.0		13	0	0	0	3	0	0	0	0	0	0	19	19	0.00	0.000										
72 Mark Hamburger, R ERA: 7.5	2.0		7	1	1	1	3	0	0	0	0	0	1	15	17	4.50	0.500										
64 Aaron Thompson, L ERA: 2.84	2.0	H	6	0	0	0	3	0	0	0	0	0	0	12	12	0.00	0.000										
58 A.J. Achter, R ERA: 4.7	0.2	L	5	2	3	3	0	1	0	0	0	0	1	5	11	40.50	4.500										

AB 33
R 2
H 7
RBI 2
BB 0
SO 9
LOB 7



AB 30
R 4
H 3
RBI 3
BB 1
SO 9
LOB 4



AB 30
R 4
H 3
RBI 3
BB 1
SO 9
LOB 4



AB 30
R 4
H 3
RBI 3
BB 1
SO 9
LOB 4

Batter	1	2	3	4	5	6	7	8	9	AB	R	H	RBI	BB	SO	LOB	TOP				
28 John Jaso, L (1.10) OBP: 0.286, SLG: 0.346	F8		K			G4-3		G4-3		4	0	0	0	0	1	1	<p>Tampa Bay Rays @ Toronto Blue Jays</p> <p>Florida Auto Exchange Stadium, Dunedin, FL</p> <p>Sun Mar 22 2015, 12:36 PM - 2:37 PM EDT</p> <p>Att: 5,550 - Partly Cloudy - 79 F</p> <p>livebaseballscorecards.com</p>				
10 Alexi Casilla, S (1.4) OBP: 0.289, SLG: 0.417	P5		P4			K		G6-3		3	0	0	0	0	1	0					
63 Eugenio Velez, S (6.7) OBP: 0.429, SLG: 0.385										1	0	0	0	0	0	2					
8 Desmond Jennings, R (1.7) OBP: 0.590, SLG: 0.822										2	0	2	0	1	0	0					
18 Richie Shaffer, R (6.5) OBP: 0.667, SLG: 1.600										1	0	0	0	0	1	0					
3 Evan Longoria, R (1.5) OBP: 0.355, SLG: 0.481										2	0	0	0	0	1	2					
19 Jumiel Querecuto, S (6.4) OBP: 0.355, SLG: 0.481										0	0	0	0	0	0	0					
21 James Loney, L (1.3) OBP: 0.233, SLG: 0.400										3	0	0	0	0	0	3					
69 Taylor Motter, R (7.9) OBP: 0.278, SLG: 0.250										1	0	0	0	0	1	1					
65 Joey Butler, R (1.9) OBP: 0.320, SLG: 0.500										3	0	1	0	0	1	1					
47 Patrick Leonard, R (7.3) OBP: 0.320, SLG: 0.500										1	0	0	0	0	1	1					
64 Corey Brown, L (1.8) OBP: 0.393, SLG: 0.583										3	0	0	0	0	1	1					
41 Johnny Field, R (7.8) OBP: 0.393, SLG: 0.583										0	0	0	0	0	0	0					
1 Tim Beckham, R (1.6) OBP: 0.161, SLG: 0.167										3	0	0	0	0	1	0					
Luke Maile, R (8.2) OBP: 0.250, SLG: 0.273										0	0	0	0	0	0	0					
60 Bobby Wilson, R (1.2) OBP: 0.261, SLG: 0.150										3	0	0	0	0	1	0					
45 Leonardo Reginatto, R (8. PR) (8.6) OBP: 0.261, SLG: 0.150										0	0	0	0	0	0	0					
Inning Stats	R: 0 E: 0 K: 0 S: 4	H: 1 LOB: 2 BB: 0 P: 5	R: 0 E: 0 K: 0 S: 3	H: 1 LOB: 0 BB: 0 P: 3	R: 0 E: 0 K: 2 S: 7	H: 0 LOB: 0 BB: 0 P: 7	R: 0 E: 0 K: 0 S: 3	H: 0 LOB: 1 BB: 1 P: 7	R: 0 E: 0 K: 2 S: 8	H: 1 LOB: 1 BB: 0 P: 8	R: 0 E: 0 K: 1 S: 5	H: 0 LOB: 0 BB: 0 P: 5	R: 0 E: 1 K: 0 S: 4	H: 0 LOB: 2 BB: 0 P: 4	R: 0 E: 0 K: 3 S: 9	H: 0 LOB: 1 BB: 0 P: 10	1B: 2 2B: 1 3B: 0 HR: 0	SF: 0 SAC: 0 DP: 1 HBP: 2	WP: 0 PB: 0 SB: 0 CS: 0	PA: 33	
PITCHER	IP WLS BF H R ER SO BB IBB HBP BLK WP HR S P ERA WHIP																				
52 Roberto Osuna, R (1.1) ERA: 0.00	3.2 W 14	H 2 R 0 ER 0 SO 2	BB 1 IBB 0 HBP 1 BLK 0	WP 0 HR 0 S 16 P 21	ERA 0.00 WHIP 0.818																
51 Miguel Castro, R (4.1) ERA: 0.00	2.1 H 8	H 1 R 0 ER 0 SO 4	BB 0 IBB 0 HBP 0 BLK 0	WP 0 HR 0 S 16 P 16	ERA 0.00 WHIP 0.429																
49 Colt Hynes, L (7.1) ERA: 0.00	1.0 H 3	H 0 R 0 ER 0 SO 1	BB 0 IBB 0 HBP 0 BLK 0	WP 0 HR 0 S 5 P 5	ERA 0.00 WHIP 0.000																
47 Bo Schultz, R (8.1) ERA: 0.00	1.0 H 4	H 0 R 0 ER 0 SO 0	BB 0 IBB 0 HBP 0 BLK 0	WP 0 HR 0 S 4 P 4	ERA 0.00 WHIP 0.000																
64 Chad Jenkins, R (9.1) ERA: 7.5	1.0 S 4	H 0 R 0 ER 0 SO 3	BB 0 IBB 0 HBP 1 BLK 0	WP 0 HR 0 S 9 P 10	ERA 0.00 WHIP 0.000																

Batter	1	2	3	4	5	6	7	8	9	AB	R	H	RBI	BB	SO	LOB	BOTTOM				
7 José Reyes, S (1.6) OBP: 0.438, SLG: 0.767										2	1	1	1	0	0	0	<p>Tampa Bay Rays @ Toronto Blue Jays</p> <p>Florida Auto Exchange Stadium, Dunedin, FL</p> <p>Sun Mar 22 2015, 12:36 PM - 2:37 PM EDT</p> <p>Att: 5,550 - Partly Cloudy - 79 F</p> <p>livebaseballscorecards.com</p>				
17 Ryan Goins, L (6.6) OBP: 0.389, SLG: 0.500										2	0	0	0	0	0	0					
55 Russell Martin, R (1.2) OBP: 0.324, SLG: 0.345										3	1	2	1	0	0	1					
22 Josh Thole, L (7.2) OBP: 0.423, SLG: 0.429										0	0	0	0	0	0	0					
19 José Bautista, R (1.9) OBP: 0.448, SLG: 0.833										2	0	0	1	0	0	1					
33 Chris Dickerson, L (6.9) OBP: 0.281, SLG: 0.259										1	0	0	0	0	1	0					
20 Josh Donaldson, R (1.5) OBP: 0.429, SLG: 0.548										2	0	1	0	0	0	0					
24 Dayan Viciedo, R (6.7) OBP: 0.259, SLG: 0.407										1	0	0	0	0	0	0					
23 Danny Valencia, R (1.3) OBP: 0.357, SLG: 0.519										2	0	0	0	0	1	1					
37 Deric Barton, L (5.3) OBP: 0.314, SLG: 0.267										1	0	0	0	0	1	0					
30 Dioner Navarro, S (1.10) OBP: 0.380, SLG: 0.318										3	0	0	0	0	1	1					
18 Steve Tolleson, R (1.7) OBP: 0.259, SLG: 0.360										2	0	0	0	0	0	0					
66 Munenori Kawasaki, L (7.5) OBP: 0.444, SLG: 0.429										1	0	0	0	0	0	0					
29 Devon Travis, R (1.4) OBP: 0.415, SLG: 0.526										2	1	1	0	0	0	0					
1 Jonathan Diaz, R (7.6) OBP: 0.187, SLG: 0.091										1	0	0	0	0	0	0					
45 Dalton Pompey, S (1.8) OBP: 0.325, SLG: 0.436										2	0	0	0	0	0	1					
3 Ezequiel Carrera, L (7.8) OBP: 0.171, SLG: 0.129										1	0	0	0	0	0	0					
Inning Stats	R: 1 E: 0 K: 0 S: 4	H: 1 LOB: 0 BB: 0 P: 4	R: 0 E: 0 K: 2 S: 7	H: 0 LOB: 0 BB: 0 P: 7	R: 1 E: 0 K: 0 S: 5	H: 2 LOB: 1 BB: 0 P: 5	R: 0 E: 0 K: 0 S: 3	H: 1 LOB: 0 BB: 0 P: 3	R: 0 E: 0 K: 1 S: 6	H: 1 LOB: 0 BB: 0 P: 8	R: 0 E: 0 K: 1 S: 5	H: 0 LOB: 0 BB: 0 P: 5	R: 0 E: 0 K: 0 S: 3	H: 0 LOB: 0 BB: 0 P: 3	R: 0 E: 0 K: 3 S: 9	H: 0 LOB: 1 BB: 0 P: 10	1B: 2 2B: 2 3B: 0 HR: 1	SF: 0 SAC: 0 DP: 1 HBP: 0	WP: 0 PB: 0 SB: 0 CS: 0	PA: 28	
PITCHER	IP WLS BF H R ER SO BB IBB HBP BLK WP HR S P ERA WHIP																				
75 Everett Teaford, L (1.1) ERA: 2.79	3.0 L 12	H 3 R 2 ER 2 SO 2	BB 0 IBB 0 HBP 0 BLK 0	WP 0 HR 0 S 16 P 16	ERA 6.00 WHIP 1.000																
84 Jim Miller, R (4.1) ERA: 2.0	2.0	H 6 R 1 ER 0 SO 0	BB 0 IBB 0 HBP 0 BLK 0	WP 0 HR 0 S 6 P 6	ERA 0.00 WHIP 0.500																
31 Mike Montgomery, L (6.1) ERA: 2.0	2.2	H 9 R 1 ER 1 SO 2	BB 0 IBB 0 HBP 0 BLK 0	WP 0 HR 1 S 13 P 15	ERA 3.38 WHIP 0.375																
49 Kirby Yates, R (8.1) ERA: 4.76	0.1	H 1 R 0 ER 0 SO 0	BB 0 IBB 0 HBP 0 BLK 0	WP 0 HR 0 S 1 P 1	ERA 0.00 WHIP 0.000																

AB 30
R 0
H 3
RBI 0
BB 1
SO 10
LOB 12




AB 28
R 3
H 5
RBI 3
BB 0
SO 4
LOB 5



Batter	1	2	3	4	5	6	7	8	9	AB	R	H	RBI	BB	SO	LOB	TOP					
70 Gorkys Hernández, R (1.8) 57 Delbinson Romero, R (6.5)	0-0 1B		G5-3			18 E 6 G5-3 1B		FC5-4		4 1	2 0	3 0	1 0	0 0	0 0	0 1						
18 Neil Walker, S (1.4) 37 Arquemedes Caminero, R (6.1) 23 Steve Lombardozzi, S (8.3)	0-3 K					E3 6 G5-3 15 1B		F8		4 0 0	1 0 1	1 0 0	0 0 0	0 0 1	0 0 0	1 0 0						
6 Starling Marte, R (1.7) 19 Michael Suchy, R (7.7)	0-0 F9					G5-3				4 1	0 0	1 0	1 0	1 0	0 0	1 1						
12 Corey Hart, R (1.9) 32 Brad Lincoln, L (5.1) 14 Jaff Decker, L (6.8)	0-0 G4-3					P3 G5-3				3 0 2	0 0 0	0 0 0	0 0 0	0 0 0	0 0 2	0 2 2						
15 Andrew Lambo, L (1.3) 83 Wilkin Castillo, S (8.2)		G5-3				G5-3				4 1	1 0	1 1	1 1	0 0	1 0	1 0						
29 Francisco Cervelli, R (1.2) 39 Bobby LaFromboise, L (8.1) 74 Sebastian Valle, R (9. PH) 64 Deolis Guerra, R (9.1)						53 BB FC6-4 BB				2 1 0 0	1 1 0 0	2 0 0 0	2 0 0 0	0 0 0 0	0 0 1 0	0 0 0 0						
3 Sean Rodriguez, R (1.6) 17 Pedro Florimón, S (6.6)						F9				2 1	0 1	0 1	0 1	0 0	1 0	0 0						
53 Brent Morel, R (1.5) 67 Gustavo Nunez, S (6.4)						FC6-4				2 1	0 0	0 0	0 0	1 0	0 0	0 0						
34 A.J. Burnett, R (1.1) 31 Jose Tabata, R (5.9)						K				2 2	0 0	0 0	0 0	2 0	3 0	1 0						
Inning Stats	R: 0 E: 0 K: 1 S: 6	H: 1 LOB: 1 BB: 0 P: 6	R: 0 E: 0 K: 0 S: 3	H: 0 LOB: 1 BB: 1 P: 7	R: 0 E: 0 K: 2 S: 8	H: 1 LOB: 0 BB: 0 P: 8	R: 0 E: 0 K: 1 S: 5	H: 0 LOB: 3 BB: 3 P: 17	R: 4 E: 0 K: 0 S: 7	H: 3 LOB: 0 BB: 0 P: 7	R: 1 E: 0 K: 0 S: 6	H: 1 LOB: 0 BB: 0 P: 8	R: 0 E: 0 K: 2 S: 7	H: 1 LOB: 0 BB: 0 P: 7	R: 1 E: 0 K: 0 S: 7	H: 2 LOB: 1 BB: 0 P: 10	R: 1 E: 0 K: 1 S: 6	H: 1 LOB: 1 BB: 1 P: 10	1B: 7 2B: 1 3B: 0 HR: 3	SF: 0 SAC: 0 DP: 1 HBP: 0	WP: 0 PB: 0 SB: 1 CS: 1	PA: 42
PITCHER	IP WLS BF H R ER SO BB IBB HBP BLK WP HR S P ERA WHIP	22 Chris Archer, R (1.1) ERA: 1.93	4.2 22 3 2 1 4 4 0 0 0 0 0 26 42 1.93 1.500	71 Jordan Norberto, L (5.1) ERA: 5.09	0.1 B 3 2 2 1 0 0 0 0 0 0 1 3 3 27.00 6.000	50 Grant Balfour, R (6.1) ERA: 9.0	1.0 H 4 1 1 1 0 0 0 0 0 0 1 6 8 9.00 1.000	43 Ernesto Frieri, R (7.1) ERA: 5.4	1.0 H 3 1 0 0 2 0 0 0 0 0 0 7 7 0.00 1.000	40 Kevin Jepsen, R (8.1) ERA: 1.8	1.0 B 5 2 1 1 0 0 0 0 0 0 0 1 7 10 9.00 2.000	26 Brad Boxberger, R (9.1) ERA: 1.8	1.0 L 5 1 1 1 1 1 1 0 0 0 0 1 1 1 1 1.00 1.000									

Pittsburgh Pirates @ Tampa Bay Rays
Charlotte Sports Park, Port Charlotte, FL
Mon Mar 23 2015, 1:06 PM - 4:20 PM EDT
Att: 4,169 - Cloudy - 76 F


AB 37
R 7
H 10
RBI 7
BB 5
SO 7
LOB 18



Batter	1	2	3	4	5	6	7	8	9	AB	R	H	RBI	BB	SO	LOB	BOTTOM			
7 David DeJesus, L (1.7) 64 Corey Brown, L (6.7)	4-0 11 2B 13 G4-3 BB		F8			3 HBP 3B		K		2 2	2 0	1 1	1 0	1 0	0 1	0 3				
11 Logan Forsythe, R (1.4) 10 Alexi Casilla, S (6.4)	0-0 13 G4-3 21 1B 2B		L7			3 HBP 13 BB BB		K		2 2	1 0	1 0	1 0	0 1	0 5					
13 Asdrúbal Cabrera, S (1.6) 1 Tim Beckham, R (7.6)	0-0 G4-3		F7			21 BB 20 HBP BB		K		3 1	0 0	1 0	1 0	1 1	1 0					
3 Evan Longoria, R (1.5) 83 Jake Elmore, R (6.5)	0-3 K					20 HBP 21 BB HBP		G4-3		2 2	0 0	1 0	0 0	2 0	2 0					
21 James Loney, L (1.10) 63 Eugenio Velez, S (7. PH) (8.10)	0-0 K					20 HBP BB		K		2 2	0 0	2 1	1 0	0 1	0 0					
20 Steven Souza Jr., R (1.9) 69 Taylor Motter, R (5. PR) (6. PR) (9.3)	0-0 G5-3					1-2 2-3 3-H BB		K		2 1	0 0	1 0	1 0	1 1	1 0					
61 Juan Francisco, L (1.3) 68 Allan Dykstra, L (6.3) 16 James Harris, R (8. PR) (9.9)		G6-3				G3				3 0 0	0 0 0	0 0 0	0 1 0	0 0 0	1 0 0					
39 Kevin Kiermaier, L (1.8) 65 Joey Butler, R (7.7)						19 S 7 3B BB		L9		2 1	0 0	0 1	1 0	0 0	1 0					
19 Curt Casali, R (1.2) 78 Mayo Acosta, R (7.2)						K				3 1	0 0	0 0	0 1	1 1	1 2					
Inning Stats	R: 2 E: 0 K: 1 S: 7	H: 2 LOB: 1 BB: 1 P: 11	R: 0 E: 0 K: 1 S: 5	H: 0 LOB: 0 BB: 0 P: 5	R: 0 E: 0 K: 2 S: 7	H: 0 LOB: 0 BB: 0 P: 7	R: 4 E: 0 K: 2 S: 8	H: 1 LOB: 3 BB: 4 P: 27	R: 0 E: 1 K: 2 S: 9	H: 1 LOB: 2 BB: 0 P: 10	R: 0 E: 0 K: 2 S: 7	H: 0 LOB: 0 BB: 0 P: 7	R: 0 E: 0 K: 2 S: 7	H: 0 LOB: 2 BB: 2 P: 16	R: 0 E: 0 K: 1 S: 5	H: 0 LOB: 0 BB: 0 P: 5	1B: 2 2B: 1 3B: 1 HR: 0	SF: 0 SAC: 0 DP: 0 HBP: 2	WP: 2 PB: 0 SB: 1 CS: 0	PA: 41
PITCHER	IP WLS BF H R ER SO BB IBB HBP BLK WP HR S P ERA WHIP	34 A.J. Burnett, R (1.1) 32 Brad Lincoln, R (5.1) 37 Arquemedes Caminero, R (6.1) 39 Bobby LaFromboise, L (8.1) 64 Deolis Guerra, R (9.1)	4.2 20 5 0 1 1 1 2 0 2 0 0 0 0 3 13 27.00 6.000	0.1 B 5 0 1 1 1 2 0 0 0 0 1 0 16 17 0.00 0.500	2.0 8 1 0 0 4 0 0 0 0 1 0 17 17 0.00 0.500	1.0 W 5 0 0 0 2 2 0 0 0 0 1 0 16 16 0.00 2.000	1.0 S 3 0 0 0 1 0 0 0 0 0 0 5 5 0.00 0.000	9.64 40 27 40 9.64 1.286												

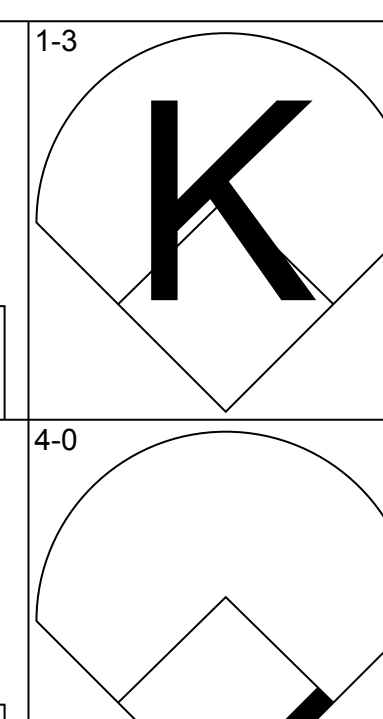
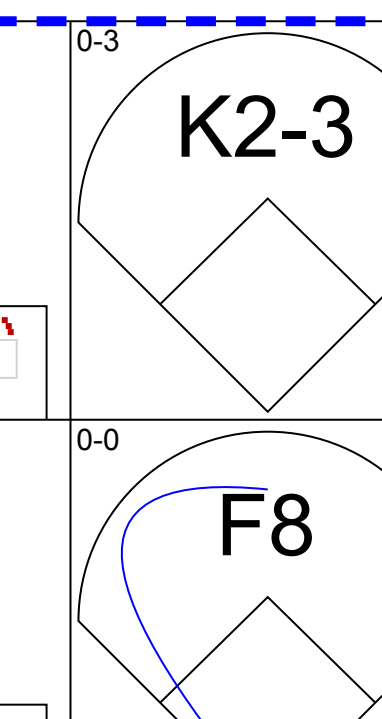
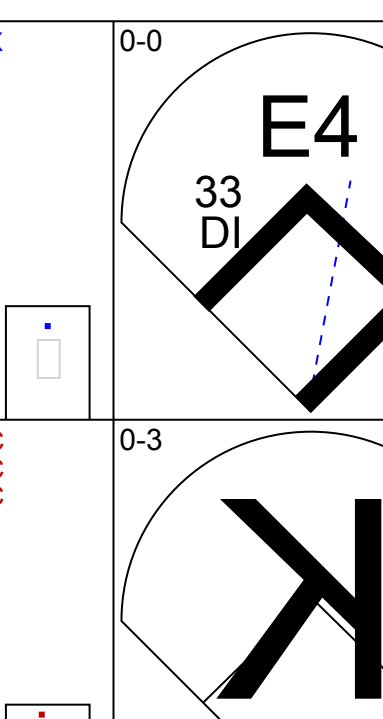
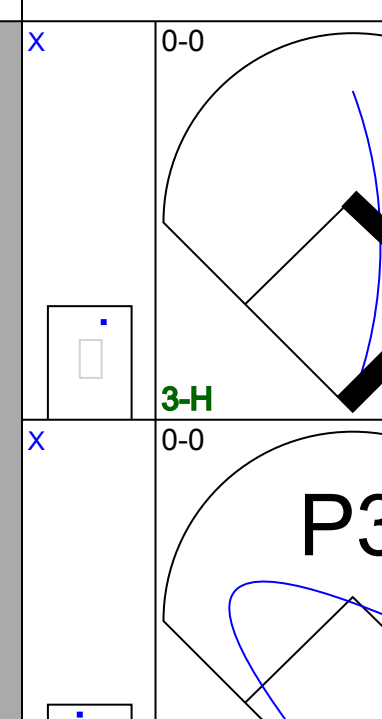
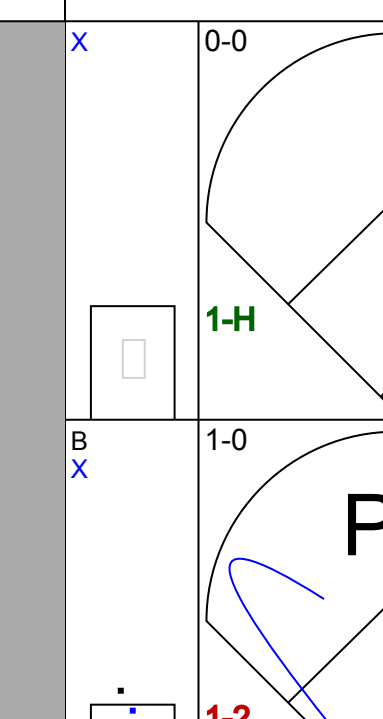

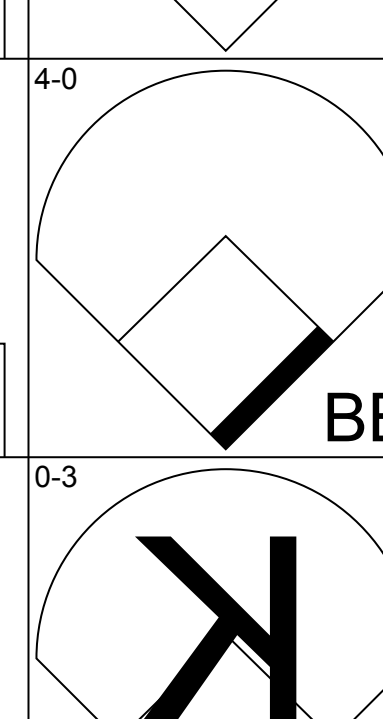
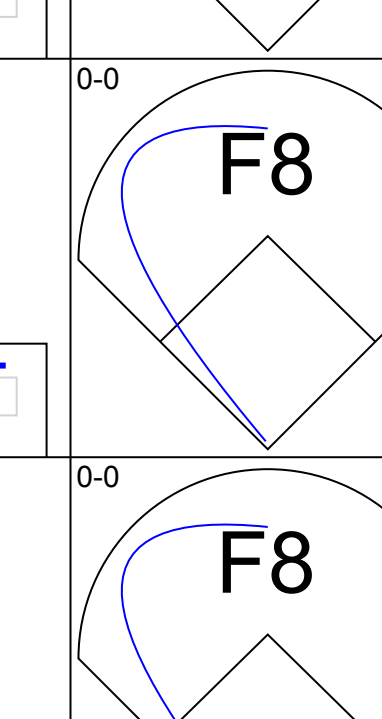
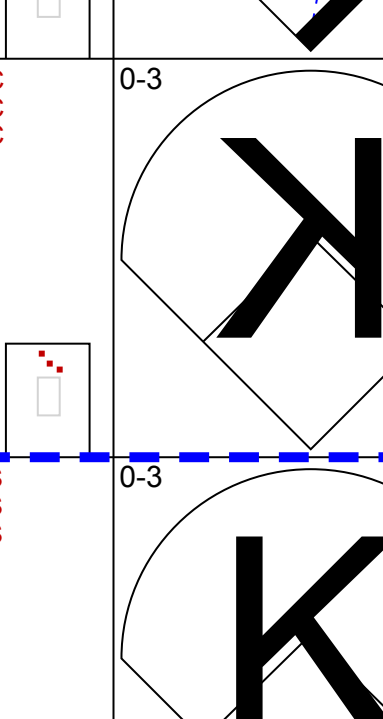
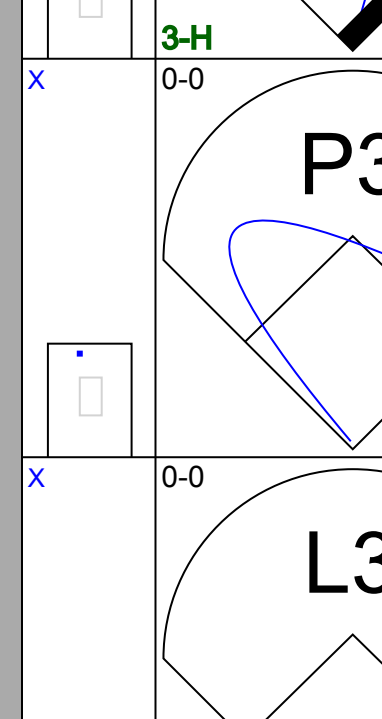
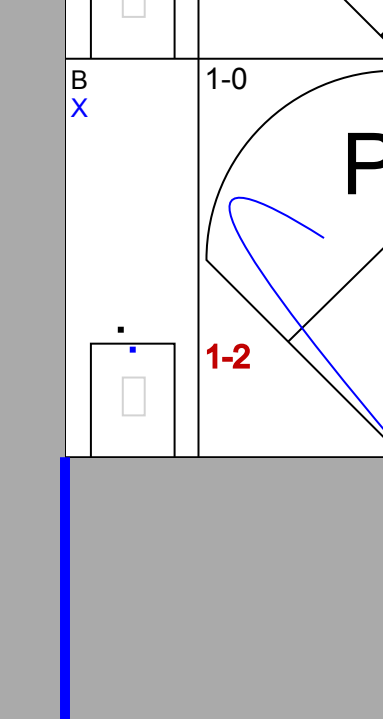
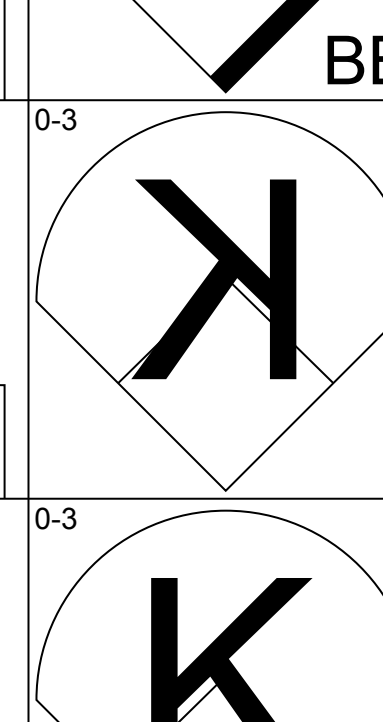
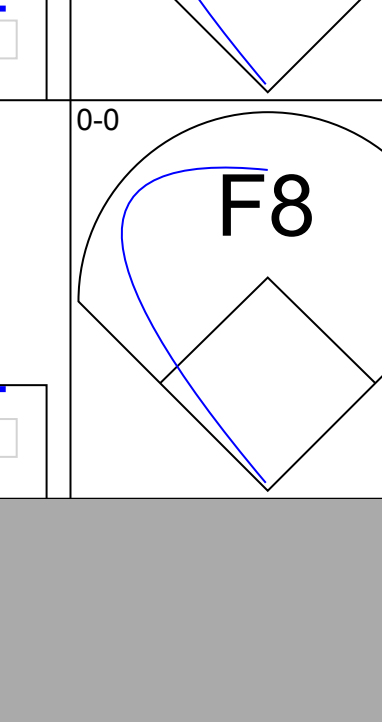
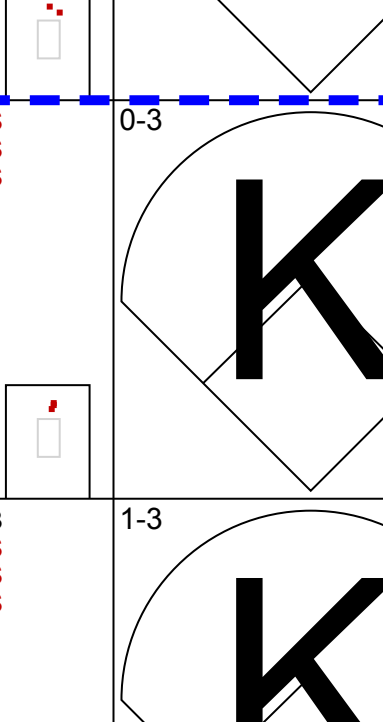
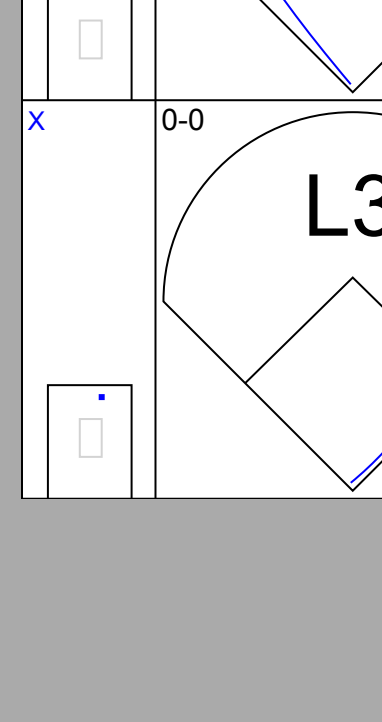
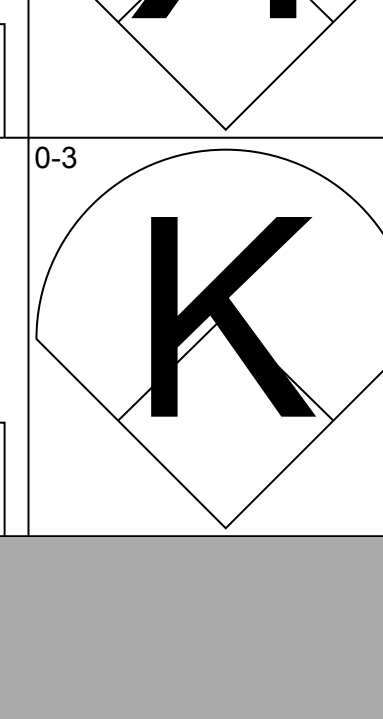
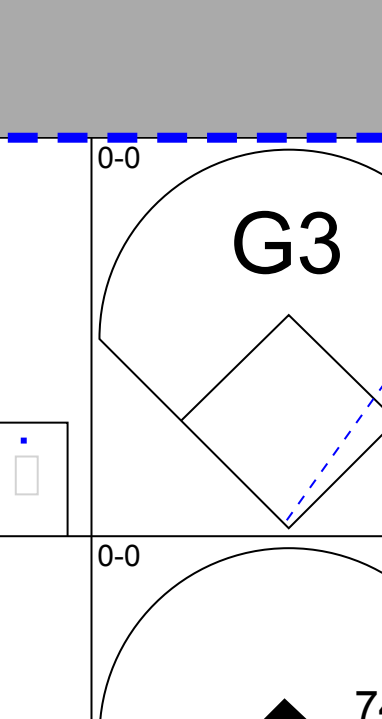
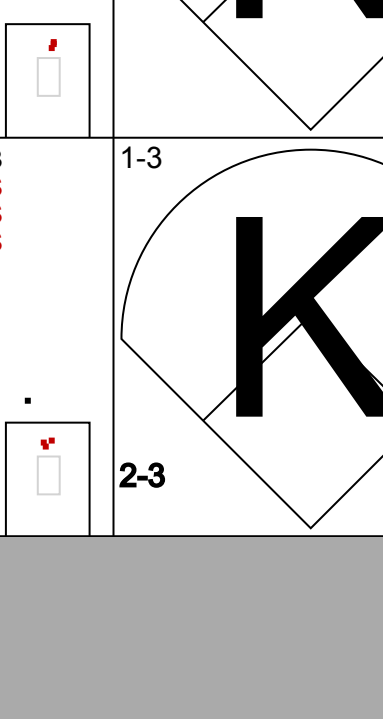
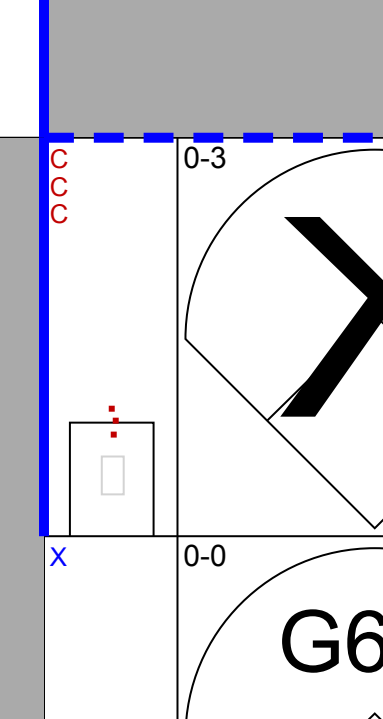
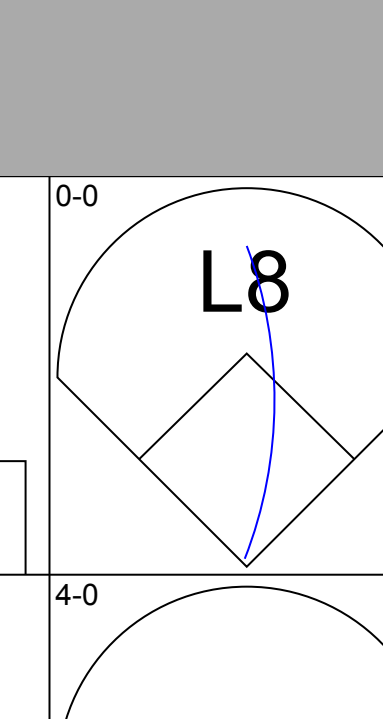
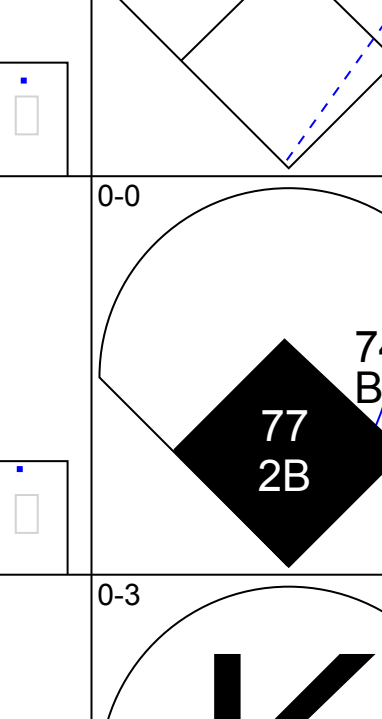
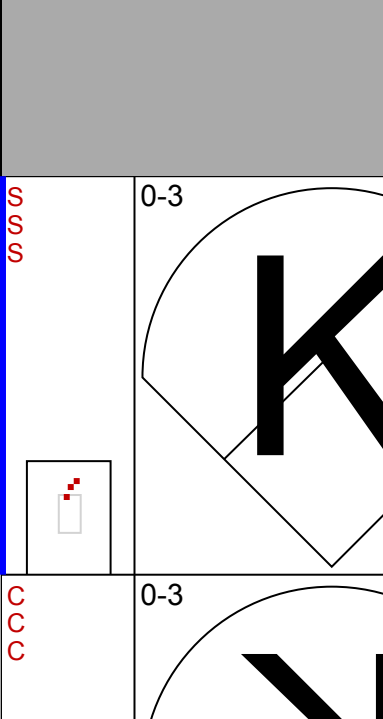
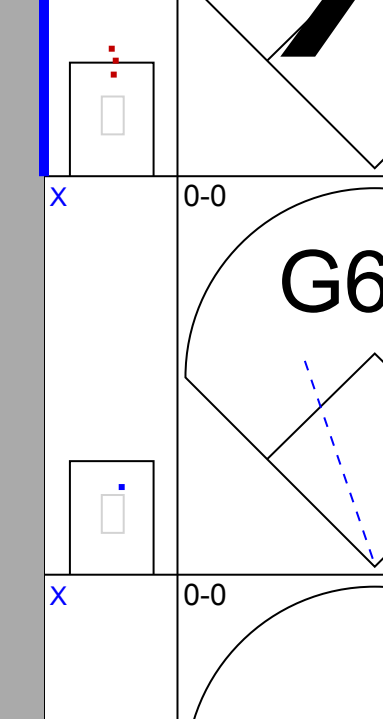




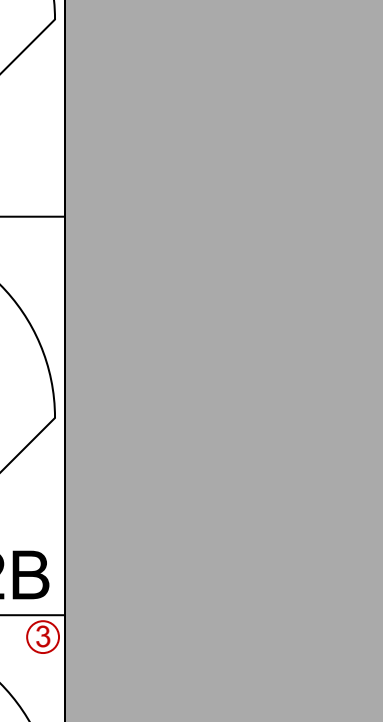



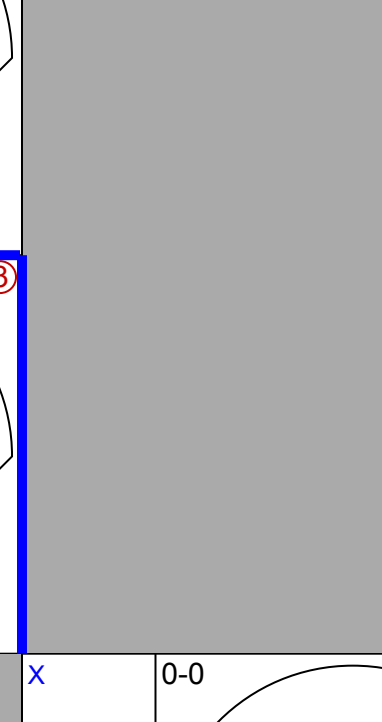

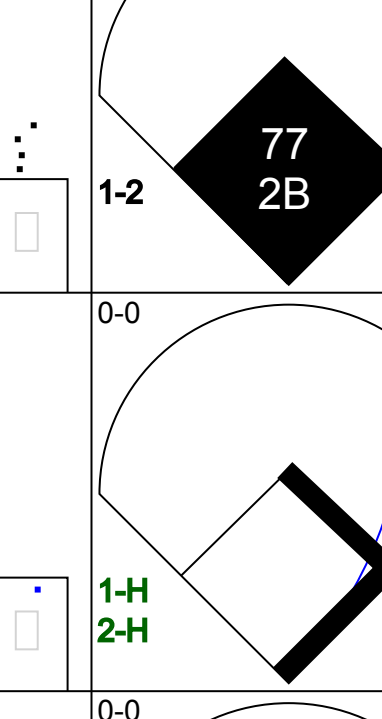

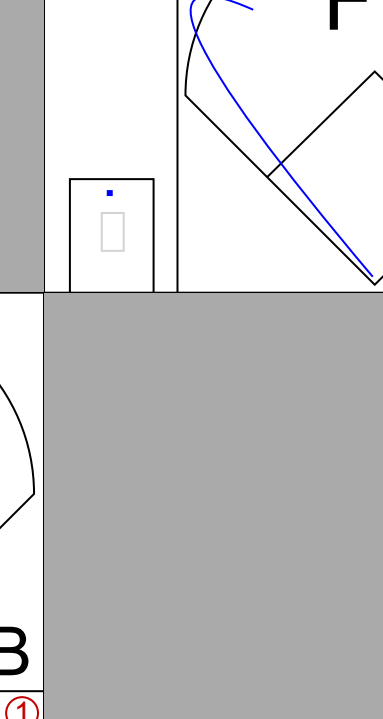

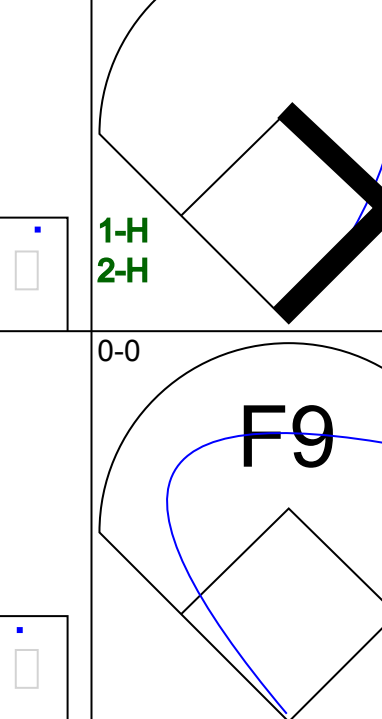
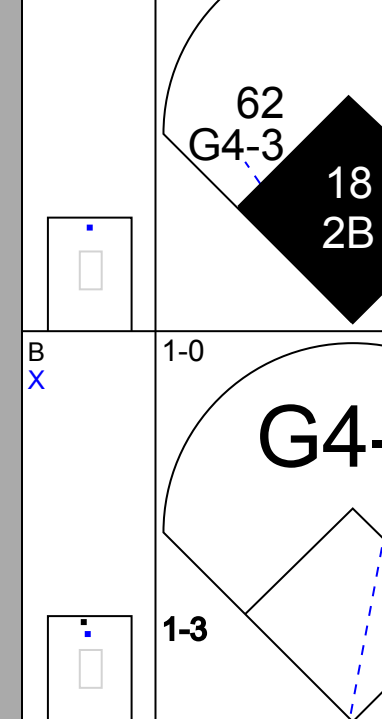
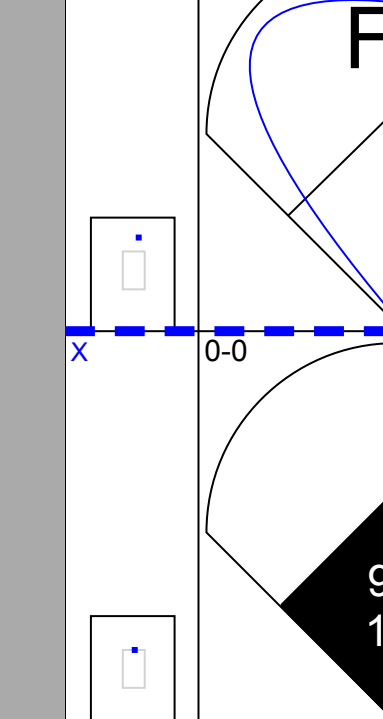
Pittsburgh Pirates @ Tampa Bay Rays
Charlotte Sports Park, Port Charlotte, FL
Mon Mar 23 2015, 1:06 PM - 4:20 PM EDT
Att: 4,169 - Cloudy - 76 F

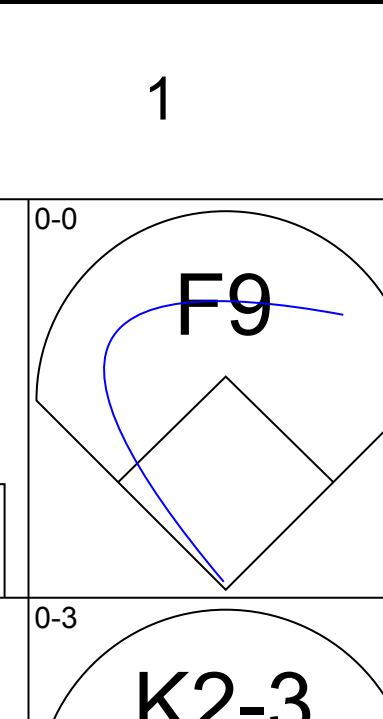
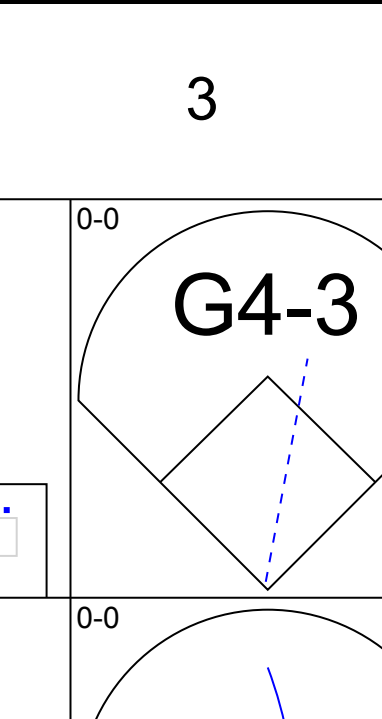
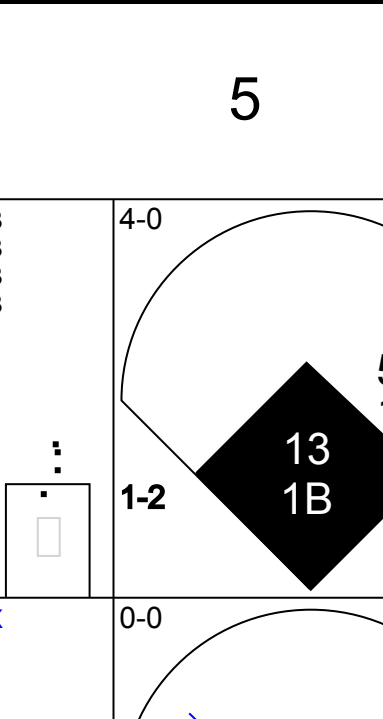
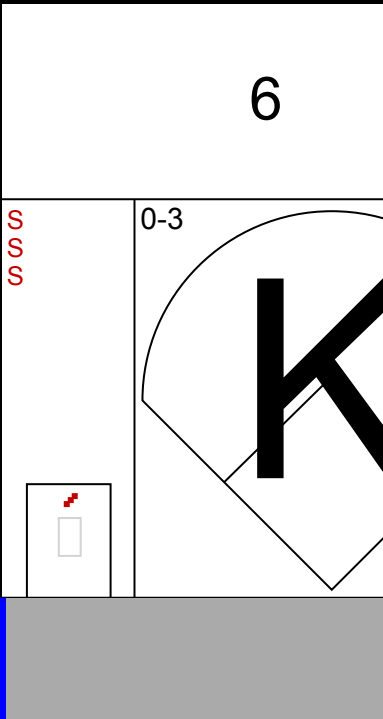

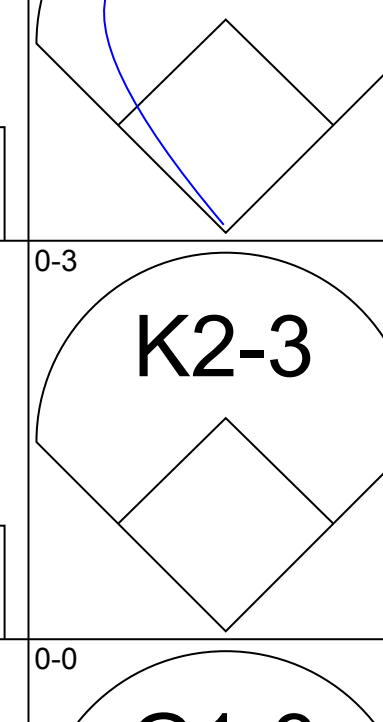
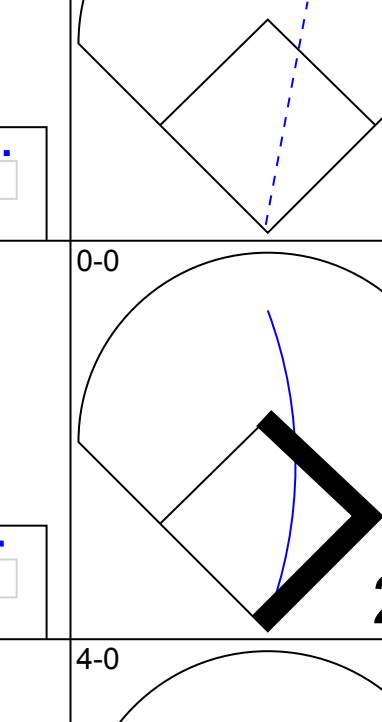
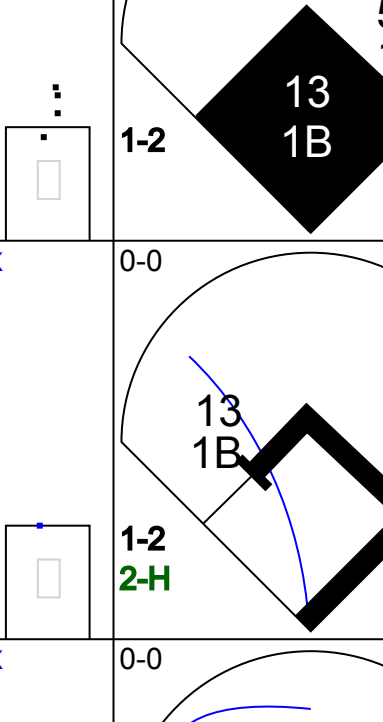
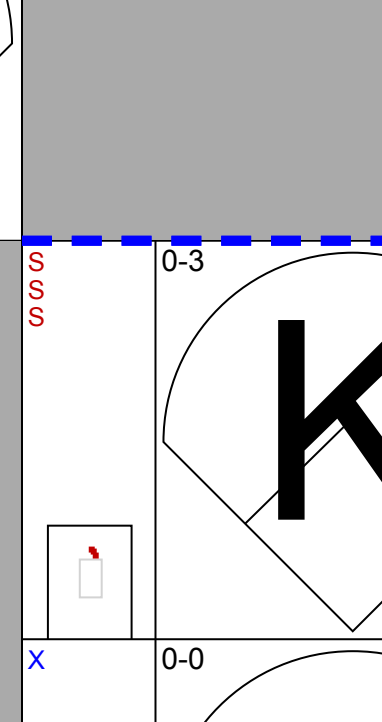
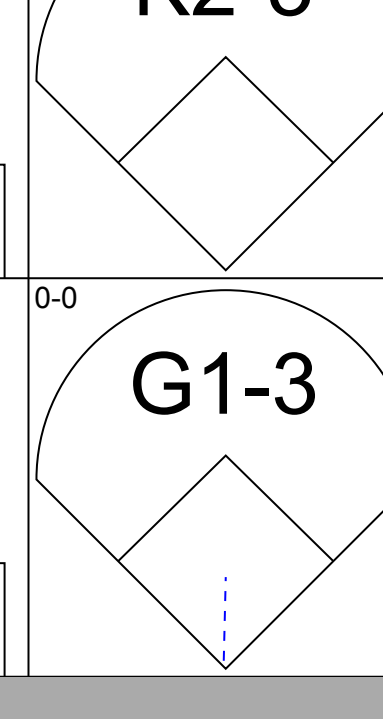
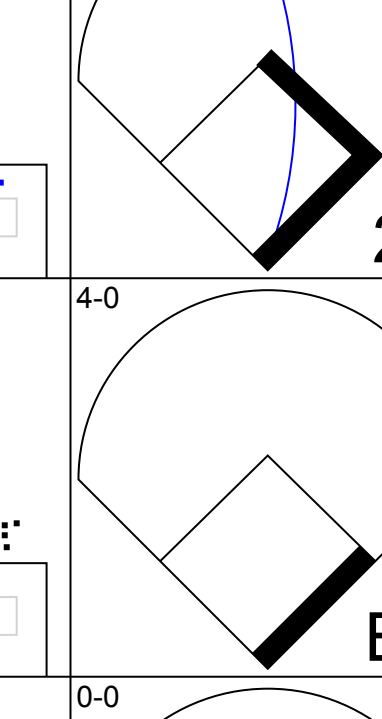
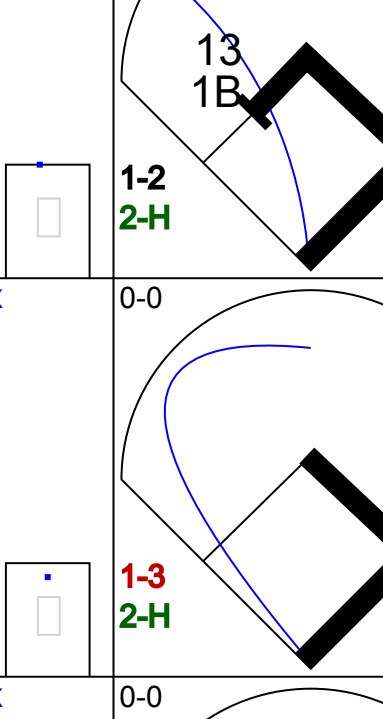
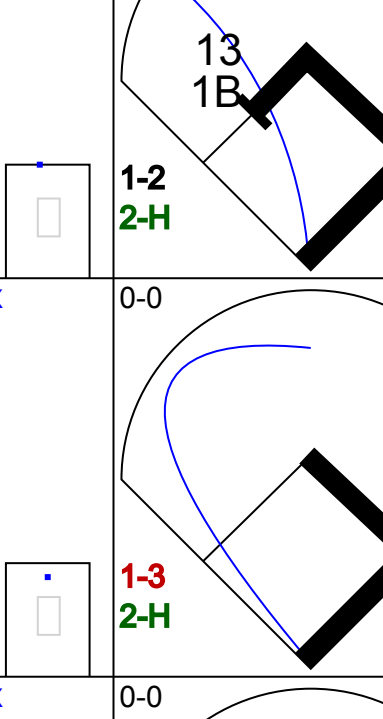
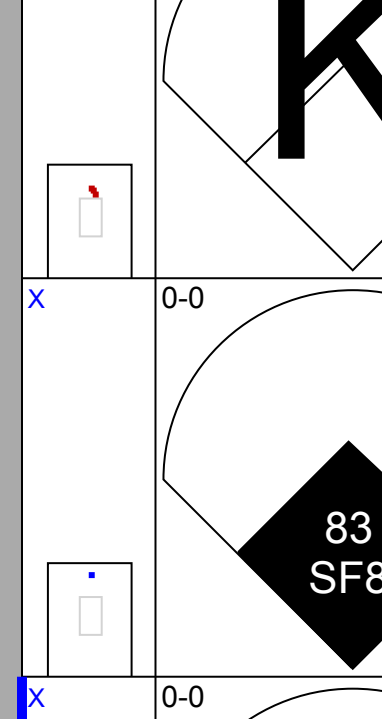
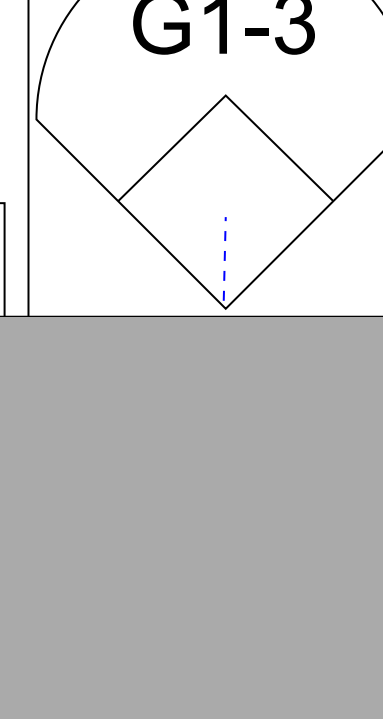
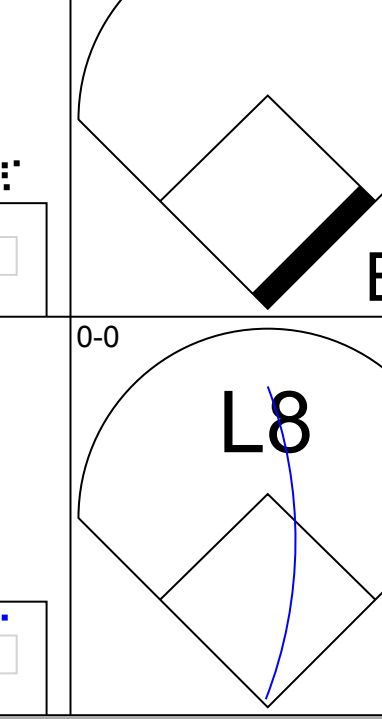
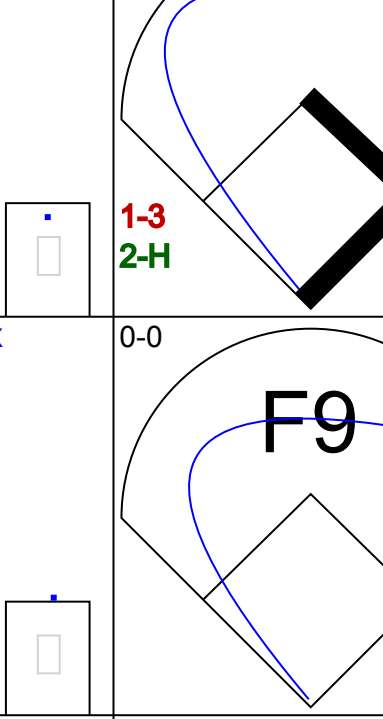
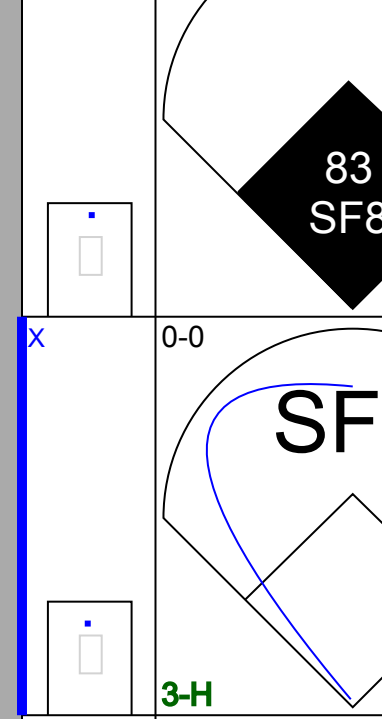

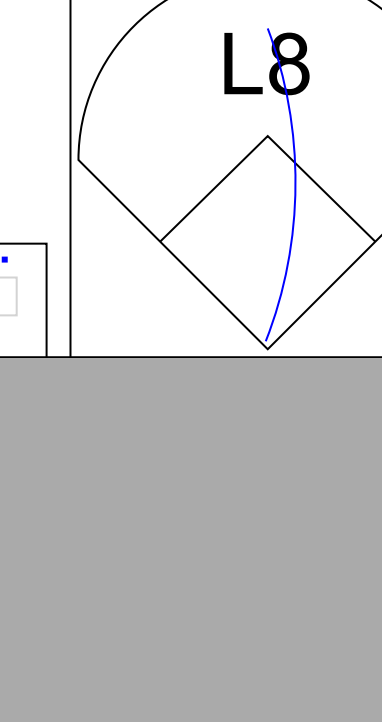
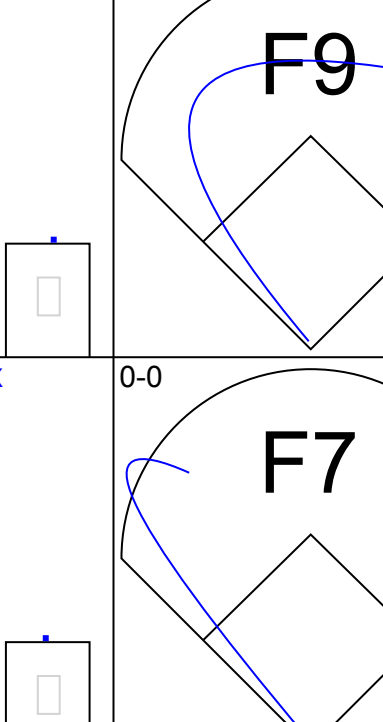
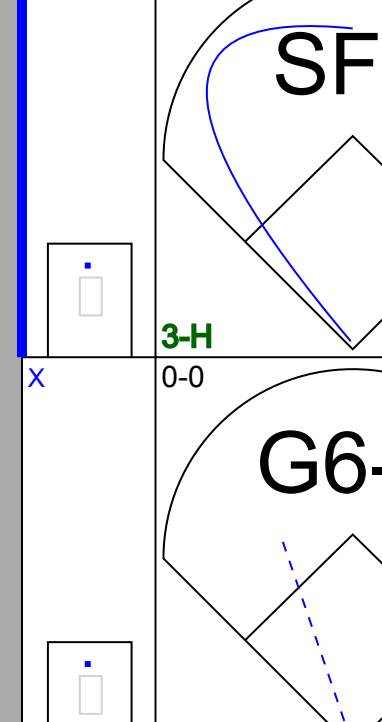


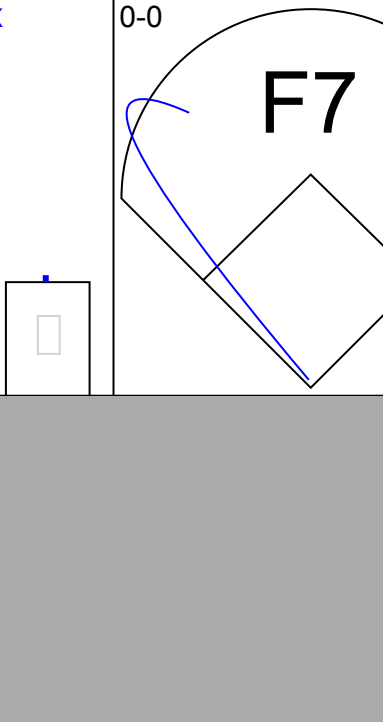
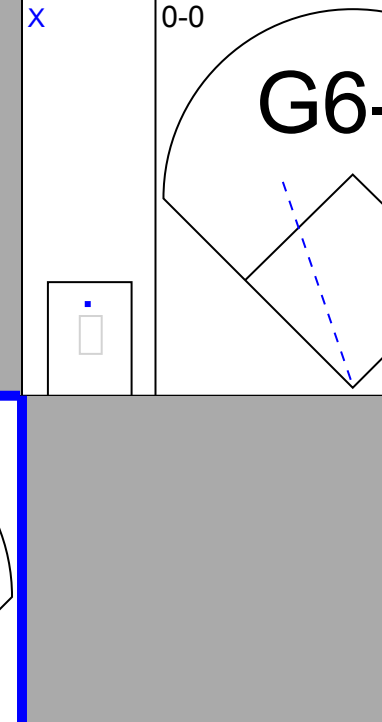













AB 32
R 6
H 4
RBI 6
BB 7
SO 13
LOB 19





Batter	1	2	3	4	5	6	7	8	9	AB	R	H	RBI	BB	SO	LOB	TOP						
28 John Jaso, L OBP: 0.250, SLG: 0.300 19 Juniel Querecuto, S (9, PH)										4	0	0	0	0	2	3	<p>Tampa Bay Rays @ Minnesota Twins CenturyLink Sports Complex, Fort Myers, FL Wed Mar 25 2015, 1:11 PM - 3:53 PM EDT Att: 6,164 - Partly Cloudy - 80 F</p> <p>livebaseballscores.com</p> <p>AB 34 R 2 H 7 RBI 2 BB 3 SO 9 LOB 13</p>						
44 René Rivera, R OBP: 0.227, SLG: 0.591 60 Bobby Wilson, R OBP: 0.250, SLG: 0.143										3	1	1	1	0	1	1							
13 Asdrubal Cabrera, S OBP: 0.192, SLG: 0.156 83 Jake Elmore, R OBP: 0.241, SLG: 0.043										3	0	0	0	0	1	0							
3 Evan Longoria, R OBP: 0.324, SLG: 0.406 63 Eugenio Velez, S OBP: 0.353, SLG: 0.313										3	0	0	0	0	3	0							
21 James Loney, L OBP: 0.250, SLG: 0.371 47 Patrick Leonard, R OBP: 0.500, SLG: 0.500										3	0	0	0	0	0	0							
8 Desmond Jennings, R OBP: 0.597, SLG: 0.538 64 Corey Brown, L OBP: 0.387, SLG: 0.556										3	0	2	0	0	0	0							
39 Kevin Kiermaier, L OBP: 0.333, SLG: 0.321 41 Johnny Field, R OBP: 0.370, SLG: 0.500										2	0	0	0	1	0	2							
20 Steven Souza Jr., R OBP: 0.171, SLG: 0.333 60 Joey Rickard, R OBP: 0.500, SLG: 0.500										3	0	0	0	0	1	2							
1 Tim Beckham, R OBP: 0.200, SLG: 0.182 45 Leonardo Reginatto, R OBP: 1.000, SLG: 1.000										2	0	1	0	1	0	2							
Inning Stats	R: 1 E: 0 K: 2 S: 8	H: 1 LOB: 0 BB: 0 P: 9	R: 0 E: 0 K: 0 S: 4	H: 0 LOB: 2 BB: 1 P: 8	R: 0 E: 0 K: 1 S: 5	H: 0 LOB: 1 BB: 0 P: 5	R: 0 E: 0 K: 1 S: 6	H: 1 LOB: 1 BB: 0 P: 6	R: 0 E: 0 K: 1 S: 6	H: 0 LOB: 1 BB: 0 P: 10	R: 0 E: 0 K: 2 S: 7	H: 0 LOB: 0 BB: 0 P: 7	R: 0 E: 0 K: 1 S: 7	H: 2 LOB: 2 BB: 0 P: 7	R: 0 E: 0 K: 0 S: 3	H: 0 LOB: 0 BB: 0 P: 3		R: 1 E: 0 K: 1 S: 7	H: 3 LOB: 2 BB: 1 P: 11	1B: 6 2B: 0 3B: 0 HR: 1	SF: 0 SAC: 0 DP: 1 HBP: 0	WP: 0 PB: 0 SB: 0 CS: 0	PA: 37
PITCHER	IP WLS BF H R ER SO BB IBB HBP BLK WP HR S P ERA WHIP																						
44 Kyle Gibson, R ERA: 2.75	6.0	23	2	1	1	7	2	0	0	0	0	0	0	0	0	7		7	1.50	0.667			
50 Casey Fien, R ERA: 1.13	1.0	5	2	0	0	1	0	0	0	0	0	0	0	0	7	7		0.00	2.000				
64 Aaron Thompson, L ERA: 2.45	1.0	3	0	0	0	0	0	0	0	0	0	0	0	3	3	0.00		0.000					
56 Caleb Thielbar, L ERA: 4.5	1.0	L 6	3	1	1	1	1	0	0	0	0	0	0	7	11	9.00		4.000					

Batter	1	2	3	4	5	6	7	8	9	AB	R	H	RBI	BB	SO	LOB	BOTTOM				
2 Brian Dozier, R OBP: 0.459, SLG: 0.788 99 Niko Goodrum, S (9, 6)										4	0	0	0	0	3	4	<p>Tampa Bay Rays @ Minnesota Twins CenturyLink Sports Complex, Fort Myers, FL Wed Mar 25 2015, 1:11 PM - 3:53 PM EDT Att: 6,164 - Partly Cloudy - 80 F</p> <p>livebaseballscores.com</p> <p>AB 32 R 1 H 5 RBI 1 BB 1 SO 11 LOB 13</p>				
5 Eduardo Escobar, S OBP: 0.300, SLG: 0.475										4	0	0	0	0	0	3					
7 Joe Mauer, L OBP: 0.250, SLG: 0.267										4	0	0	0	0	1	1					
19 Kennys Vargas, S OBP: 0.298, SLG: 0.535 84 Dan Rohlfing, R (7, 3)										3	1	2	1	0	1	0					
8 Kurt Suzuki, R OBP: 0.400, SLG: 0.536 12 Chris Herrmann, L OBP: 0.379, SLG: 0.480										3	0	0	0	0	0	1					
60 Eddie Rosario, L OBP: 0.238, SLG: 0.463 17 Doug Bernier, R OBP: 0.346, SLG: 0.261 (9, 4)										2	0	0	0	0	1	1					
9 Eduardo Núñez, R OBP: 0.432, SLG: 0.588										3	0	2	0	0	0	0					
21 Shane Robinson, R OBP: 0.333, SLG: 0.344 95 Mike Kvasnicka, S (9, 9)										3	0	0	0	0	1	2					
32 Aaron Hicks, S OBP: 0.324, SLG: 0.355										2	0	1	0	1	1	1					
Inning Stats	R: 0 E: 0 K: 1 S: 5	H: 0 LOB: 0 BB: 0 P: 5	R: 0 E: 0 K: 1 S: 6	H: 1 LOB: 2 BB: 1 P: 10	R: 0 E: 0 K: 1 S: 6	H: 1 LOB: 1 BB: 0 P: 6	R: 0 E: 0 K: 2 S: 8	H: 1 LOB: 0 BB: 0 P: 9	R: 1 E: 0 K: 0 S: 5	H: 1 LOB: 0 BB: 0 P: 6	R: 0 E: 0 K: 2 S: 7	H: 0 LOB: 0 BB: 0 P: 7	R: 0 E: 0 K: 1 S: 6	H: 1 LOB: 1 BB: 0 P: 6	R: 0 E: 0 K: 2 S: 7	H: 0 LOB: 0 BB: 0 P: 7		1B: 3 2B: 1 3B: 0 HR: 1	SF: 0 SAC: 0 DP: 0 HBP: 0	WP: 1 PB: 0 SB: 2 CS: 0	PA: 33
PITCHER	IP WLS BF H R ER SO BB IBB HBP BLK WP HR S P ERA WHIP																				
35 Matt Andriese, R ERA: 1.1	5.0	19	3	0	0	6	1	0	0	0	0	0	0	0	30	35		0.00	0.800		
38 Jeff Beaveau, L ERA: 2.25	0.2	B 3	1	1	1	0	0	0	0	0	0	0	0	1	4	5		13.50	1.500		
47 Brandon Gomes, R ERA:	1.1	4	0	0	0	2	0	0	0	0	0	0	0	8	8	0.00		0.000			
34 C.J. Riefenhauser, L ERA:	1.0	W 4	1	0	0	1	0	0	0	0	0	0	0	6	6	0.00		1.000			
54 Steve Geltz, R ERA: 2.57	1.0	S 3	0	0	0	2	0	0	0	0	0	0	0	7	7	0.00	0.000				

Batter	1	2	3	4	5	6	7	8	9	AB	R	H	RBI	BB	SO	LOB	TOP				
18 Didi Gregorius, L (1,6) OBP: 0.349, SLG: 0.513 93 Jake Cave, L (7, PR) OBP: 0.429, SLG: 0.769										4	0	2	1	0	2	0	<p>New York Yankees @ Tampa Bay Rays Charlotte Sports Park, Port Charlotte, FL</p> <p>Thu Mar 26 2015, 1:10 PM - 4:09 PM EDT Att: 6,148 - Partly Cloudy - 85 F</p> <p>livebaseballscorecards.com</p> <p>AB 35 R 5 H 9 RBI 5 BB 3 SO 13 LOB 14</p> 				
17 Brendan Ryan, R (1,4) OBP: 0.200, SLG: 0.154 97 Jonathan Galvez, R (7,3)										3	0	0	0	1	1	2					
24 Chris Young, R (1,8) OBP: 0.295, SLG: 0.439 Danny Burawa, R (7,1) Tyler Webb, L (8,1)										4	0	0	0	0	2	3					
33 Garrett Jones, L (1,3) OBP: 0.227, SLG: 0.225 60 Nick Noonan, L (7,6) OBP: 0.276, SLG: 0.346										3	0	0	0	0	2	2					
66 John Ryan Murphy, R (1,2) OBP: 0.242, SLG: 0.259 67 Eddy Rodriguez, R (5,2) OBP: 0.309, SLG: 0.364										2	1	1	0	0	0	0					
98 Rob Refsnyder, R (1,10) OBP: 0.417, SLG: 0.516										3	1	1	0	1	2	1					
74 Slade Heathcott, L (1,7) OBP: 0.452, SLG: 0.600 83 Ben Gamel, L (6,7)										2	1	1	1	1	1	0					
77 Ramón Flores, L (1,9) OBP: 0.278, SLG: 0.424										4	1	2	2	0	0	1					
62 Cole Figueroa, L (1,5) OBP: 0.320, SLG: 0.304										4	1	1	0	0	1	3					
Inning Stats	R: 0 E: 0 K: 3 S: 9	H: 0 LOB: 1 BB: 1 P: 14	R: 1 E: 0 K: 1 S: 6	H: 1 LOB: 1 BB: 1 P: 10	R: 0 E: 0 K: 1 S: 5	H: 0 LOB: 0 BB: 0 P: 5	R: 2 E: 0 K: 1 S: 7	H: 2 LOB: 1 BB: 1 P: 11	R: 0 E: 1 K: 3 S: 10	H: 0 LOB: 0 BB: 0 P: 9	R: 1 E: 0 K: 0 S: 5	H: 2 LOB: 1 BB: 0 P: 6	R: 0 E: 0 K: 1 S: 6	H: 1 LOB: 1 BB: 0 P: 6	R: 1 E: 0 K: 0 S: 4	H: 2 LOB: 0 BB: 0 P: 5		1B: 5 2B: 4 3B: 0 HR: 0	SF: 0 SAC: 0 DP: 0 HBP: 0	WP: 1 PB: 0 CS: 1	PA: 38
PITCHER	IP	WLS	BF	H	R	ER	SO	BB	IBB	HBP	BLK	WP	HR	S	P	ERA	WHIP				
71 Jordan Norberto, L (1,1) ERA: 4.91	2.0		9	1	1	1	4	2	0	0	0	0	0	15	24	4.50	1.500				
50 Grant Balfour, R (3,1) ERA: 4.5	1.0		3	0	0	0	1	0	0	0	0	0	0	5	5	0.00	0.000				
40 Kevin Jepsen, R (4,1) ERA: 4.26	1.1		8	3	2	2	2	1	0	0	0	0	0	11	15	13.50	3.000				
43 Ernesto Frieri, R (5,1) ERA: 4.26	1.1		4	0	0	0	4	0	0	0	0	0	0	12	13	0.00	0.000				
26 Brad Boxberger, R (6,1) ERA: 2.84	1.1	W	6	2	1	1	1	0	0	0	0	1	0	8	9	6.75	1.500				

Batter	1	2	3	4	5	6	7	8	9	AB	R	H	RBI	BB	SO	LOB	BOTTOM				
7 David DeJesus, L (1,10) OBP: 0.303, SLG: 0.345 20 Steven Souza Jr., R (5, PH) OBP: 0.189, SLG: 0.324										2	0	0	0	0	0	0	<p>New York Yankees @ Tampa Bay Rays Charlotte Sports Park, Port Charlotte, FL</p> <p>Thu Mar 26 2015, 1:10 PM - 4:09 PM EDT Att: 6,148 - Partly Cloudy - 85 F</p> <p>livebaseballscorecards.com</p> <p>AB 33 R 6 H 10 RBI 5 BB 2 SO 11 LOB 10</p> 				
5 Brandon Guyer, R (1,9) OBP: 0.385, SLG: 0.462 65 Joey Butler, R (6,9)										3	0	2	1	0	1	0					
13 Asdrubal Cabrera, S (1,6) OBP: 0.222, SLG: 0.176 1 Tim Beckham, R (5, PR) OBP: 0.222, SLG: 0.265										2	0	1	1	1	0	0					
3 Evan Longoria, R (1,5) OBP: 0.325, SLG: 0.486 83 Jake Elmore, R (7,5) OBP: 0.233, SLG: 0.043										3	1	1	1	0	0	3					
21 James Loney, L (1,3) OBP: 0.256, SLG: 0.368 61 Juan Francisco, L (6,3) OBP: 0.250, SLG: 0.423										3	0	1	0	0	0	1					
8 Desmond Jennings, R (1,7) OBP: 0.545, SLG: 0.621 63 Eugenio Velez, S (7,7) OBP: 0.333, SLG: 0.294										3	1	1	1	0	1	1					
39 Kevin Kiermaier, L (1,8) OBP: 0.361, SLG: 0.587 64 Corey Brown, L (7,8) OBP: 0.375, SLG: 0.536										3	1	2	0	0	1	1					
11 Logan Forsythe, R (1,4) OBP: 0.290, SLG: 0.643 10 Alexi Casilla, S (7,4) OBP: 0.241, SLG: 0.370										3	0	0	0	0	2	3					
19 Curt Casali, R (1,2) OBP: 0.217, SLG: 0.333 78 Mayo Acosta, R (7,2)										3	1	1	0	0	2	0					
Inning Stats	R: 0 E: 0 K: 1 S: 5	H: 2 LOB: 0 BB: 0 P: 5	R: 1 E: 0 K: 1 S: 8	H: 2 LOB: 1 BB: 0 P: 9	R: 0 E: 0 K: 1 S: 6	H: 1 LOB: 2 BB: 1 P: 10	R: 0 E: 0 K: 2 S: 8	H: 1 LOB: 1 BB: 0 P: 8	R: 2 E: 0 K: 0 S: 5	H: 3 LOB: 1 BB: 1 P: 9	R: 2 E: 0 K: 3 S: 12	H: 2 LOB: 0 BB: 0 P: 16	R: 1 E: 0 K: 1 S: 6	H: 1 LOB: 0 BB: 0 P: 6	R: 0 E: 1 K: 2 S: 8	H: 0 LOB: 1 BB: 0 P: 8		1B: 5 2B: 2 3B: 1 HR: 2	SF: 1 SAC: 0 DP: 0 HBP: 0	WP: 1 PB: 0 CS: 0	PA: 36
PITCHER	IP	WLS	BF	H	R	ER	SO	BB	IBB	HBP	BLK	WP	HR	S	P	ERA	WHIP				
43 Adam Warren, R (1,1) ERA: 2.7	1.0		16	4	1	1	5	1	0	0	0	0	1	26	31	2.46	1.364				
José Ramirez, R (4,1) ERA: 5.4	1.1	B	7	3	2	2	0	1	0	0	0	0	0	6	10	13.50	3.000				
57 Chris Martin, R (6,1) ERA: 6.14	1.0	L	5	2	2	2	3	0	0	0	0	1	1	12	16	18.00	2.000				
Danny Burawa, R (7,1) ERA: 3.6	1.0		4	1	1	1	1	0	0	0	0	0	0	6	6	9.00	1.000				
Danny Burawa, R (7,1) ERA: 3.6	1.0		4	1	1	1	1	0	0	0	0	0	0	6	6	9.00	1.000				

Batter	1	2	3	4	5	6	7	8	9	AB R H RBI BB SO LOB	TOP																								
											<p>Tampa Bay Rays @ Baltimore Orioles</p> <p>Ed Smith Stadium, Sarasota, FL</p> <p>Fri Mar 27 2015, 1:05 PM EDT</p> <p>livebaseballscorecards.com</p> <p>AB 0</p> <p>R 0</p> <p>H 0</p> <p>RBI 0</p> <p>BB 0</p> <p>SO 0</p> <p>LOB 0</p> 																								
Inning Stats											1B: 0 SF: 0 WP: 0 PA: 0 2B: 0 SAC: 0 FB: 0 3B: 0 DP: 0 SB: 0 HR: 0 HBP: 0 CS: 0																								
PITCHER	IP	WLS	BF	H	R	ER	SO	BB	IBB	HBP	BLK	WP	HR	S	P	ERA	WHIP	PITCHER	IP	WLS	BF	H	R	ER	SO	BB	IBB	HBP	BLK	WP	HR	S	P	ERA	WHIP

Batter	1	2	3	4	5	6	7	8	9	AB R H RBI BB SO LOB	BOTTOM																								
											<p>Tampa Bay Rays @ Baltimore Orioles</p> <p>Ed Smith Stadium, Sarasota, FL</p> <p>Fri Mar 27 2015, 1:05 PM EDT</p> <p>livebaseballscorecards.com</p> <p>AB 0</p> <p>R 0</p> <p>H 0</p> <p>RBI 0</p> <p>BB 0</p> <p>SO 0</p> <p>LOB 0</p> 																								
Inning Stats											1B: 0 SF: 0 WP: 0 PA: 0 2B: 0 SAC: 0 FB: 0 3B: 0 DP: 0 SB: 0 HR: 0 HBP: 0 CS: 0																								
PITCHER	IP	WLS	BF	H	R	ER	SO	BB	IBB	HBP	BLK	WP	HR	S	P	ERA	WHIP	PITCHER	IP	WLS	BF	H	R	ER	SO	BB	IBB	HBP	BLK	WP	HR	S	P	ERA	WHIP

Batter	1	2	3	4	5	6	7	8	9	10	AB	R	H	RBI	BB	SO	LOB	TOP	
20 Steven Souza Jr., R OBP: 0.200, SLG: 0.293 27 Thomas Milone, L OBP: 1.000, SLG: 1.000											3	1	0	0	1	1	5		
44 René Rivera, R OBP: 0.231, SLG: 0.538 78 Mayo Acosta, R (8, 2) 32 Taylor Hawkins, R (10, 2)											4	0	1	1	0	0	2		
11 Logan Forsythe, R OBP: 0.270, SLG: 0.599 48 Alexander Simon, S OBP: 0.500, SLG: 0.500											3	0	0	0	0	1	3		
3 Evan Longoria, R OBP: 0.326, SLG: 0.463 10 Alexi Casilla, S OBP: 0.303, SLG: 0.400											3	0	1	1	0	1	0		
65 Joey Butler, R OBP: 0.353, SLG: 0.433 35 Cade Gotta, R (7, 7)											3	0	1	0	1	1	1		
1 Tim Beckham, R OBP: 0.233, SLG: 0.250											5	0	1	0	0	0	3		
61 Juan Francisco, L OBP: 0.265, SLG: 0.367 53 Coty Blanchard, R (8, PR) (8, 10)											3	0	0	0	1	2	1		
39 Kevin Kiermaier, L OBP: 0.385, SLG: 0.412 64 Corey Brown, L OBP: 0.343, SLG: 0.484											3	1	2	0	0	0	0		
83 Jake Elmore, R OBP: 0.314, SLG: 0.154											3	0	2	0	1	0	1		
Inning Stats	R: 1 E: 0 K: 1 S: 7	H: 2 LOB: 2 BB: 1 P: 11	R: 1 E: 0 K: 0 S: 6	H: 3 LOB: 2 BB: 0 P: 6	R: 0 E: 0 K: 1 S: 5	H: 0 LOB: 1 BB: 1 P: 9	R: 0 E: 0 K: 1 S: 6	H: 1 LOB: 1 BB: 0 P: 6	R: 0 E: 0 K: 2 S: 7	H: 0 LOB: 0 BB: 0 P: 7	R: 0 E: 0 K: 1 S: 6	H: 1 LOB: 2 BB: 1 P: 10	R: 0 E: 0 K: 1 S: 6	H: 1 LOB: 1 BB: 0 P: 8	R: 0 E: 0 K: 1 S: 5	H: 2 LOB: 1 BB: 0 P: 4	1B: 10 2B: 2 3B: 0 HR: 0	SF: 0 SAC: 0 DP: 2 HBP: 0	WP: 0 PA: 43
PITCHER	IP 4.0	WLS 20	BF 6	H 2	R 2	ER 2	SO 3	BB 2	IBB 0	HBP 0	BLK 0	WP 0	HR 0	S 24	P 32	ERA 4.50	WHIP 2.000		
78 Brian Johnson, L ERA: 2.93 94 Daltier Hinojosa, R ERA: 5.68 54 Edward Mujica, R ERA: 6.0 59 Tommy Layne, L ERA: 1.29 36 Junichi Tazawa, R ERA: 1.5	(1, 1) (5, 1) (7, 1) (8, 1) (9, 1)	1.0 2.0 1.0 1.0 1.0	3 8 4 4 3	1 1 1 0 1	2 0 0 0 0	2 0 0 0 0	3 3 1 0 1	0 1 0 0 0	0 0 0 0 0	0 0 0 0 0	0 0 0 0 0	0 0 0 0 0	0 0 0 0 0	6 13 6 4 5	6 17 6 8 5	0.00 0.00 0.00 0.00 0.00	1.000 1.000 1.000 1.000 1.000		
PITCHER	IP 10.1	WLS 4	BF 24	H 2	R 0	ER 0	SO 0	BB 0	IBB 0	HBP 0	BLK 0	WP 0	HR 0	S 4	P 4	ERA 0.00	WHIP 2.000		
78 Brian Johnson, L ERA: 2.93 94 Daltier Hinojosa, R ERA: 5.68 54 Edward Mujica, R ERA: 6.0 59 Tommy Layne, L ERA: 1.29 36 Junichi Tazawa, R ERA: 1.5	(10, 1)	1.0 2.0 1.0 1.0 1.0	4 8 4 4 3	1 1 1 0 1	0 0 0 0 0	0 0 0 0 0	0 0 1 0 1	0 0 0 0 0	0 0 0 0 0	0 0 0 0 0	0 0 0 0 0	0 0 0 0 0	0 0 0 0 0	4 13 6 8 5	4 17 6 8 5	0.00 0.00 0.00 0.00 0.00	2.000 1.000 1.000 1.000 1.000		

Tampa Bay Rays @ Boston Red Sox
JetBlue Park, Ft. Myers, FL
Sun Mar 29 2015, 1:07 PM - 4:24 PM EDT
Att: 9,916 - Sunny - 72 F

AB 39
R 2
H 11
RBI 2
BB 4
SO 8
LOB 22



Batter	1	2	3	4	5	6	7	8	9	10	AB	R	H	RBI	BB	SO	LOB	BOTTOM			
50 Mookie Betts, R OBP: 0.477, SLG: 0.857 25 Jackie Bradley Jr., L OBP: 0.455, SLG: 0.462											3	0	0	0	0	0	1				
15 Dustin Pedroia, R OBP: 0.326, SLG: 0.375 26 Brock Holt, L OBP: 0.455, SLG: 0.314											1	0	0	0	2	1	0				
34 David Ortiz, L OBP: 0.269, SLG: 0.333 29 Daniel Nava, S OBP: 0.462, SLG: 0.467											3	0	0	0	0	2	3				
13 Hanley Ramirez, R OBP: 0.318, SLG: 0.439 52 Quintin Berry, L OBP: 0.455, SLG: 0.545											3	0	1	0	0	0	0				
48 Pablo Sandoval, S OBP: 0.225, SLG: 0.333 38 Rusney Castillo, R OBP: 0.263, SLG: 0.684											3	1	1	0	0	1	1				
12 Mike Napoli, R OBP: 0.452, SLG: 0.750 5 Allen Craig, R OBP: 0.347, SLG: 0.381											1	0	1	1	1	0	0				
18 Shane Victorino, S OBP: 0.281, SLG: 0.214 16 Jeff Bianchi, R OBP: 0.294, SLG: 0.281											3	0	0	0	0	1	3				
2 Xander Bogaerts, R OBP: 0.356, SLG: 0.459 64 Deven Marrero, R OBP: 0.333, SLG: 0.308											2	0	1	0	1	0	1				
Blake Swihart, S OBP: 0.345, SLG: 0.444 81 Matt Spring, R OBP: 0.429, SLG: 0.750											3	0	0	0	0	1	2				
Inning Stats	R: 0 E: 0 K: 1 S: 5	H: 0 LOB: 0 BB: 0 P: 5	R: 0 E: 0 K: 1 S: 5	H: 0 LOB: 1 BB: 1 P: 9	R: 0 E: 0 K: 1 S: 5	H: 0 LOB: 2 BB: 1 P: 13	R: 1 E: 0 K: 0 S: 5	H: 2 LOB: 1 BB: 0 P: 5	R: 0 E: 0 K: 1 S: 5	H: 0 LOB: 1 BB: 1 P: 9	R: 0 E: 0 K: 1 S: 8	H: 3 LOB: 3 BB: 0 P: 8	R: 1 E: 1 K: 1 S: 6	H: 0 LOB: 1 BB: 1 P: 10	R: 0 E: 0 K: 1 S: 6	H: 1 LOB: 1 BB: 0 P: 6	R: 1 E: 0 K: 0 S: 4	H: 2 LOB: 1 BB: 0 P: 5	1B: 7 2B: 2 3B: 0 HR: 0	SF: 0 SAC: 0 DP: 0 HBP: 0	WP: 0 PA: 44
PITCHER	IP 1.0	WLS 4	BF 9	H 0	R 0	ER 0	SO 1	BB 0	IBB 0	HBP 0	BLK 0	WP 0	HR 0	S 12	P 16	ERA 0.00	WHIP 1.000				
26 Brad Boxberger, R ERA: 2.45 50 Grant Balfour, R ERA: 3.0 43 Ernesto Frieri, R ERA: 3.68 71 Jordan Norberto, L ERA: 4.82 49 Kirby Yates, R ERA: 3.0	(1, 1) (2, 1) (3, 1) (4, 1) (6, 1)	1.0 1.0 1.0 2.0 2.0	4 3 5 9 10	0 0 0 2 4	0 0 0 1 0	0 0 0 1 2	0 1 0 1 2	0 0 0 0 0	0 0 0 0 0	0 0 0 0 0	0 0 0 0 0	0 0 0 0 0	0 0 0 0 0	5 9 5 10 14	5 9 13 14 14	0.00 0.00 0.00 4.50 0.00	0.000 0.000 2.000 1.500 2.000				
PITCHER	IP 2.0	WLS 9	BF 9	H 1	R 1	ER 0	SO 2	BB 1	IBB 0	HBP 0	BLK 0	WP 0	HR 0	S 4	P 5	ERA 0.00	WHIP 1.000				
72 Jhan Maríñez, R ERA: 4.7 30 Jake Thompson, R ERA: 13.5	(6, 1) (10, 1)	2.0 0.2	9 4	1 2	1 1	0 1	0 0	1 1	0 0	0 0	0 0	0 0	0 0	12 4	16 5	0.00 13.50	1.000 3.000				

Tampa Bay Rays @ Boston Red Sox
JetBlue Park, Ft. Myers, FL
Sun Mar 29 2015, 1:07 PM - 4:24 PM EDT
Att: 9,916 - Sunny - 72 F

AB 39
R 3
H 9
RBI 3
BB 5
SO 8
LOB 24



Batter	1	2	3	4	5	6	7	8	9	AB	R	H	RBI	BB	SO	LOB	TOP										
28 John Jaso, L (1, 10) OBP: 0.347, SLG: 0.293										3	0	0	0	2	3	0	Tampa Bay Rays @ New York Yankees George M. Steinbrenner Field, Tampa, FL Wed Apr 01 2015, 1:07 PM - 3:50 PM EDT Att: 9,881 - Partly Cloudy - 82 F AB 34 R 3 H 8 RBI 1 BB 3 SO 14 LOB 16 										
11 Logan Forsythe, R (1, 4) OBP: 0.255, SLG: 0.500										3	0	0	0	1	2												
83 Jake Elmore, R (5, 4) OBP: 0.286, SLG: 0.125										1	0	0	0	0	1												
13 Asdrubal Cabrera, S (1, 6) OBP: 0.343, SLG: 0.217										3	0	0	0	1	0												
1 Tim Beckham, R (6, 6) OBP: 0.260, SLG: 0.277										1	0	1	0	0	0												
8 Desmond Jennings, R (1, 7) OBP: 0.500, SLG: 0.670										3	2	2	0	0	1	0											
Joey Butler, R (6, 7) OBP: 0.325, SLG: 0.472										1	0	0	0	0	1	2											
21 James Loney, L (1, 3) OBP: 0.269, SLG: 0.373										3	1	3	1	0	0	0											
Corey Brown, L (6, 8) OBP: 0.375, SLG: 0.455										0	0	0	0	1	0	0											
44 René Rivera, R (1, 2) OBP: 0.212, SLG: 0.455										3	0	0	0	0	1	4											
19 Curt Casali, R (6, 2) OBP: 0.226, SLG: 0.310										1	0	0	0	0	0	1											
39 Kevin Kiermaier, L (1, 8) OBP: 0.391, SLG: 0.439										3	0	1	0	0	1	0											
27 Thomas Milone, L (6, 9) OBP: 0.500, SLG: 0.500										1	0	0	0	1	0												
5 Brandon Guyer, R (1, 9) OBP: 0.423, SLG: 0.480										3	0	1	0	0	1	3											
67 Pat Blair, R (6, 5) OBP: 0.226, SLG: 0.310										1	0	0	0	0	1	0											
61 Juan Francisco, L (1, 5) OBP: 0.227, SLG: 0.300										3	0	0	0	0	2	3											
19 Juniel Querecuto, S (7, 4) OBP: 0.227, SLG: 0.300										1	0	0	0	0	0	0											
Inning Stats	R: 0 E: 0 K: 1 S: 5	H: 0 LOB: 0 BB: 0 P: 5	R: 1 E: 0 K: 2 S: 10	H: 3 LOB: 2 BB: 0 P: 10	R: 0 E: 0 K: 2 S: 7	H: 0 LOB: 0 BB: 0 P: 7	R: 0 E: 0 K: 1 S: 5	H: 1 LOB: 0 BB: 0 P: 5	R: 0 E: 0 K: 3 S: 10	H: 1 LOB: 2 BB: 1 P: 14	R: 2 E: 1 K: 1 S: 8	H: 2 LOB: 1 BB: 0 P: 8	R: 0 E: 0 K: 1 S: 6	H: 1 LOB: 2 BB: 1 P: 11	R: 0 E: 0 K: 1 S: 4	H: 0 LOB: 0 BB: 0 P: 9	R: 0 E: 0 K: 2 S: 7	H: 0 LOB: 0 BB: 0 P: 7	1B: 5 2B: 4 3B: 0 HR: 0	SF: 0 SAC: 0 DP: 2 HBP: 0	WP: 1 PB: 0 SB: 2 CS: 0	PA: 37					
PITCHER	IP	WLS	BF	H	R	ER	SO	BB	IBB	HBP	BLK	WP	HR	S	P	ERA	WHIP										
39 Chase Whitley, R (1, 1) ERA: 1.17	4.0	L	15	4	1	1	6	0	0	0	0	0	0	27	27	2.25	1.000										
53 Esmil Rogers, R (5, 1) ERA: 2.35	1.1		7	2	1	0	3	1	0	0	0	0	0	12	16	0.00	2.250										
45 Chasen Shreve, L (6, 1) ERA: 4.91	0.2		4	1	1	0	1	0	0	0	0	0	0	6	6	0.00	1.500										
40 Andrew Bailey, R (7, 1) ERA: 2.79	1.0		5	1	0	0	1	1	0	0	0	0	0	6	11	0.00	2.000										
Nick Rumbelow, R (8, 1) ERA: 2.79	2.0		6	0	0	0	3	1	0	0	0	1	0	11	16	0.00	0.500										

Batter	1	2	3	4	5	6	7	8	9	AB	R	H	RBI	BB	SO	LOB	BOTTOM										
22 Jacoby Ellsbury, L (1, 8) OBP: 0.200, SLG: 0.267										3	0	0	0	0	1	2	Tampa Bay Rays @ New York Yankees George M. Steinbrenner Field, Tampa, FL Wed Apr 01 2015, 1:07 PM - 3:50 PM EDT Att: 9,881 - Partly Cloudy - 82 F AB 30 R 0 H 4 RBI 0 BB 4 SO 9 LOB 15 										
98 Rob Refsnyder, R (7, 4) OBP: 0.447, SLG: 0.538										1	0	0	0	0	1	0											
11 Brett Gardner, L (1, 7) OBP: 0.286, SLG: 0.204										3	0	1	0	0	1	0											
85 Taylor Dugas, L (6, PR) OBP: 0.500, SLG: 0.500										1	0	0	0	0	0	0											
36 Carlos Beltrán, S (1, 9) OBP: 0.310, SLG: 0.297										3	0	1	0	0	0	1											
Ramón Flores, L (6, PR) OBP: 0.311, SLG: 0.415										1	0	1	0	0	0	0											
25 Mark Teixeira, S (1, 3) OBP: 0.308, SLG: 0.388										3	0	1	0	0	0	1											
93 Jake Cave, L (7, 8) OBP: 0.400, SLG: 0.714										1	0	0	0	0	1	1											
34 Brian McCann, L (1, 2) OBP: 0.295, SLG: 0.410										2	0	0	0	0	1	2											
66 John Ryan Murphy, R (6, 2) OBP: 0.250, SLG: 0.267										1	0	0	0	1	1	2											
12 Chase Headley, S (1, 5) OBP: 0.364, SLG: 0.569										2	0	0	0	1	1	0											
62 Cole Figueroa, L (8, 5) OBP: 0.333, SLG: 0.320										1	0	0	0	0	0	2											
13 Alex Rodriguez, R (1, 10) OBP: 0.426, SLG: 0.594										2	0	0	0	1	1	0											
55 Austin Romine, R (9, PH) OBP: 0.194, SLG: 0.172										1	0	0	0	0	0	2											
14 Stephen Drew, L (1, 4) OBP: 0.294, SLG: 0.426										2	0	0	0	0	0	2											
33 Garrett Jones, L (7, 3) OBP: 0.204, SLG: 0.200										1	0	0	0	0	0	0											
Brendan Ryan, R (1, 6) OBP: 0.259, SLG: 0.292										1	0	0	0	1	0	0											
60 Nick Noonan, L (6, 6) OBP: 0.243, SLG: 0.273										1	0	0	0	0	1	0											
Inning Stats	R: 0 E: 0 K: 1 S: 7	H: 2 LOB: 2 BB: 0 P: 7	R: 0 E: 0 K: 0 S: 2	H: 0 LOB: 3 BB: 3 P: 14	R: 0 E: 0 K: 1 S: 5	H: 0 LOB: 0 BB: 0 P: 5	R: 0 E: 0 K: 1 S: 5	H: 0 LOB: 0 BB: 0 P: 5	R: 0 E: 0 K: 1 S: 6	H: 1 LOB: 2 BB: 0 P: 6	R: 0 E: 0 K: 1 S: 5	H: 0 LOB: 0 BB: 0 P: 5	R: 0 E: 0 K: 2 S: 7	H: 0 LOB: 0 BB: 0 P: 7	R: 0 E: 0 K: 1 S: 6	H: 1 LOB: 2 BB: 1 P: 10	1B: 4 2B: 0 3B: 0 HR: 0	SF: 0 SAC: 0 DP: 1 HBP: 0	WP: 0 PB: 0 SB: 0 CS: 0	PA: 34							
PITCHER	IP	WLS	BF	H	R	ER	SO	BB	IBB	HBP	BLK	WP	HR	S	P	ERA	WHIP										
Jordan Norberto, L (1, 1) ERA: 3.97	2.0	W	10	2	0	0	1	0	0	0	0	0	0	5	5	0.00	0.000										
50 Grant Balfour, R (3, 1) ERA: 2.25	1.0	H	3	0	0	0	1	0	0	0	0	0	0	5	5	0.00	0.000										
49 Kirby Yates, R (4, 1) ERA: 2.45	2.0	H	6	0	0	0	2	0	0	0	0	0	0	10	10	0.00	0.000										
Jhan Maríñez, R (6, 1) ERA: 3.38	3.0	H	10	1	0	0	4	0	0	0	0	0	0	18	18	0.00	0.333										
33 Mark Sappington, R (9, 1) ERA: 3.38	1.0	S	5	1	0	0	1	1	0	0	0	0	0	6	10	0.00	2.000										

Batter	1	2	3	4	5	6	7	8	9	AB	R	H	RBI	BB	SO	LOB	TOP
39 Kevin Kiermaier, L (1.10) OBP: 0.412, SLG: 0.543 Joey Butler, R (7, PH) OBP: 0.326, SLG: 0.487 Jake DePew, R (8, PH) (8, 10)	0-0 L4-6 28 20 1B	0-0 1-H 3B			0-3 K		0-3 K	0-0 G1-4-3		3	0	2	1	0	1	0	
20 Steven Souza Jr., R (1.9) OBP: 0.231, SLG: 0.289 48 Alexander Simon, S (5.7) OBP: 0.500, SLG: 0.500	0-0 21 3 5 HR 1B	0-3 K			0-0 P3			0-0 27 1B 1B	0-3 K	3	1	1	0	0	1	1	
28 John Jaso, L (1.7) OBP: 0.327, SLG: 0.273 27 Thomas Milone, L (5.9) OBP: 0.500, SLG: 0.500	0-0 L4-6 2-2	0-0 F8			0-0 G3-1			0-0 23 BB 1B	0-0 L6	3	0	0	0	0	0	3	
3 Evan Longoria, R (1.5) OBP: 0.327, SLG: 0.490 23 Cameron Seltzer, L (6.3) SAFE 1 BB BB	4-0 21 5 HR BB		0-3 K		0-0 G2-3			4-0 53 65 1B 1B	0-0 G3-1	2	1	0	0	1	1	0	
21 James Loney, L (1.3) OBP: 0.273, SLG: 0.358 Boog Powell, L (6.8) OBP: 0.455, SLG: 0.500	4-0 5 HR BB		0-0 G1-3		0-0 G3-1			0-0 65 1B 53 BB		2	1	0	0	1	0	0	
5 Brandon Guyer, R (1.8) OBP: 0.414, SLG: 0.571 53 Coty Blanchard, R (6.5) SAFE 1 BB BB	2-2 5 HR BB		0-0 G6-3		0-0 F8			1-2 2-H 3-H 1B		3	1	1	4	0	0	0	
1 Tim Beckham, R (1.4) OBP: 0.286, SLG: 0.321 65 Alec Sole, L (7.6) SAFE 1 BB BB	0-3 K		0-0 G6-3		0-0 G6-3			1-2 2-3 3-H 1B		3	0	0	0	0	1	0	
83 Jake Elmore, R (1.6) OBP: 0.298, SLG: 0.162 59 Thomas Coyle, L (5.4) OBP: 0.333, SLG: 0.333		0-0 39 3B 1B		0-0 G5-3			0-0 F7	0-0 G1-4-3 1B		2	1	1	0	0	0	0	
60 Bobby Wilson, R (1.2) OBP: 0.226, SLG: 0.111 Mayo Acosta, R (7.2) SAFE 1 BB BB	0-0 P3		0-3 K		0-0 BB			0-0 SF9 3-H		2	0	0	0	1	1	1	
Inning Stats	R: 4 E: 1 K: 1 S: 9	H: 3 LOB: 2 BB: 2 P: 19	R: 1 E: 0 K: 1 S: 7	H: 2 LOB: 1 BB: 0 P: 7	R: 0 E: 0 K: 1 S: 5	H: 0 LOB: 0 BB: 0 P: 5	R: 0 E: 0 K: 1 S: 5	H: 0 LOB: 0 BB: 0 P: 5	R: 0 E: 0 K: 0 S: 3	H: 0 LOB: 1 BB: 1 P: 9	R: 6 E: 0 K: 0 S: 7	H: 5 LOB: 2 BB: 2 P: 15	R: 0 E: 0 K: 1 S: 5	H: 0 LOB: 0 BB: 0 P: 5	1B: 8 2B: 1 3B: 1 HR: 1	SF: 1 SAC: 0 DP: 2 HBP: 0	WP: 0 PA: 40 PB: 0 SB: 0 CS: 0
PITCHER	IP WLS BF H R ER SO BB IBB HBP BLK WP HR S P ERA WHIP	19 Anibal Sánchez, R (1.1) ERA: 5.1	36 Joakim Soria, R (6.1) ERA: 4.63	36 Joe Nathan, R (7.1) ERA: 4.63	62 Al Albuquerque, R (8.1) ERA: 9.72	61 Whit Mayberry, R (8.1) ERA: 9.72	61 Guido Knudson, R (9.1) ERA: 1.0	IP WLS BF H R ER SO BB IBB HBP BLK WP HR S P ERA WHIP	61 Guido Knudson, R (9.1) ERA: 1.0	IP WLS BF H R ER SO BB IBB HBP BLK WP HR S P ERA WHIP	61 Guido Knudson, R (9.1) ERA: 1.0	IP WLS BF H R ER SO BB IBB HBP BLK WP HR S P ERA WHIP	61 Guido Knudson, R (9.1) ERA: 1.0	IP WLS BF H R ER SO BB IBB HBP BLK WP HR S P ERA WHIP	61 Guido Knudson, R (9.1) ERA: 1.0	IP WLS BF H R ER SO BB IBB HBP BLK WP HR S P ERA WHIP	61 Guido Knudson, R (9.1) ERA: 1.0

Tampa Bay Rays @ Detroit Tigers
Joker Marchant Stadium, Lakeland, FL
Fri Apr 03 2015, 1:07 PM - 4:09 PM EDT
Att: 7,751 - Partly Cloudy - 82 F

AB 34
R 11
H 10
RBI 11
BB 5
SO 7
LOB 7



Batter	1	2	3	4	5	6	7	8	9	AB	R	H	RBI	BB	SO	LOB	BOTTOM				
20 Rajai Davis, R (1.8) OBP: 0.323, SLG: 0.379 12 Anthony Gose, L (6.8) OBP: 0.361, SLG: 0.455	0-0 G4-3		0-0 G6-3		0-0 G1-3		0-0 F7			3	0	0	0	0	0	1					
3 Ian Kinsler, R (1.4) OBP: 0.475, SLG: 0.736 81 Josh Wilson, R (5, PR) OBP: 0.311, SLG: 0.205	0-0 24 HR 1B		0-0 24 2B		0-0 13 2B			0-3 K		3	2	3	1	0	0	0					
24 Miguel Cabrera, R (1.3) OBP: 0.406, SLG: 0.741 13 Alex Avila, L (5, PH) OBP: 0.314, SLG: 0.395 71 Jiwan James, S (8.7)	2-2 HR		0-0 2B		0-0 2B			0-3 K		2	1	2	3	0	0	0					
41 Victor Martinez, S (1.10) OBP: 0.152, SLG: 0.219 9 Joey Pankake, R (8, PR) OBP: 0.697, SLG: 1.687	0-0 G1-3		0-0 F7		0-0 G4-3			4-0 BB		3	0	0	0	1	0	2					
28 J.D. Martinez, R (1.9) OBP: 0.413, SLG: 0.615 Wynton Bernard, R (7.9) OBP: 0.391, SLG: 0.450	0-0 G5-3		0-0 F9		0-0 F8			0-3 K		3	0	0	0	0	0	0					
52 Yoenis Cespedes, R (1.7) OBP: 0.328, SLG: 0.650 17 Andrew Romine, S (6.7) OBP: 0.296, SLG: 0.250		0-0 34 G5-4-3 1B		0-0 G6-3		0-3 K		0-0 26 G5-4-3 1B		2	0	1	0	0	0	0					
34 James McCann, R (1.2) OBP: 0.383, SLG: 0.409	0-0 G5-4-3		0-0 F9		0-0 G6-3			0-0 F8		4	0	0	0	0	0	2					
9 Nick Castellanos, R (1.5) OBP: 0.303, SLG: 0.333 28 Hernán Pérez, R (6.5) OBP: 0.308, SLG: 0.305	0-0 F9		0-0 G4-3		0-0 G5-3			0-0 G5-4-3		2	0	0	0	0	0	0					
1 Jose Iglesias, R (1.6) OBP: 0.154, SLG: 0.140			0-0 G6-3		0-0 20 G1-3 2B			0-0 G1-3		3	1	1	0	0	0	0					
Inning Stats	R: 2 E: 0 K: 0 S: 7	H: 2 LOB: 0 BB: 0 P: 9	R: 0 E: 0 K: 0 S: 3	H: 1 LOB: 0 BB: 0 P: 3	R: 1 E: 0 K: 0 S: 5	H: 2 LOB: 1 BB: 0 P: 5	R: 0 E: 0 K: 0 S: 3	H: 0 LOB: 0 BB: 0 P: 3	R: 2 E: 0 K: 0 S: 6	H: 3 LOB: 1 BB: 0 P: 6	R: 0 E: 0 K: 1 S: 5	H: 0 LOB: 0 BB: 0 P: 5	R: 0 E: 0 K: 0 S: 3	H: 0 LOB: 0 BB: 0 P: 3	R: 0 E: 0 K: 3 S: 9	H: 1 LOB: 1 BB: 1 P: 13	R: 0 E: 0 K: 0 S: 3	H: 1 LOB: 0 BB: 0 P: 3	1B: 4 2B: 4 3B: 0 HR: 1	SF: 0 SAC: 0 DP: 2 HBP: 0	WP: 0 PA: 35 PB: 0 SB: 0 CS: 0
PITCHER	IP WLS BF H R ER SO BB IBB HBP BLK WP HR S P ERA WHIP	23 Jake Odorizzi, R (1.1) ERA: 4.26	50 Grant Balfour, R (5.1) ERA: 5.4	40 Kevin Jepsen, R (6.1) ERA: 4.32	26 Brad Boxberger, R (7.1) ERA: 2.0	38 Jeff Beliveau, L (7.1) ERA: 2.7	43 Ernesto Frieri, R (8.1) ERA: 3.24	IP WLS BF H R ER SO BB IBB HBP BLK WP HR S P ERA WHIP	43 Ernesto Frieri, R (8.1) ERA: 3.24	IP WLS BF H R ER SO BB IBB HBP BLK WP HR S P ERA WHIP	43 Ernesto Frieri, R (8.1) ERA: 3.24	IP WLS BF H R ER SO BB IBB HBP BLK WP HR S P ERA WHIP	43 Ernesto Frieri, R (8.1) ERA: 3.24	IP WLS BF H R ER SO BB IBB HBP BLK WP HR S P ERA WHIP	43 Ernesto Frieri, R (8.1) ERA: 3.24	IP WLS BF H R ER SO BB IBB HBP BLK WP HR S P ERA WHIP	43 Ernesto Frieri, R (8.1) ERA: 3.24				

Tampa Bay Rays @ Detroit Tigers
Joker Marchant Stadium, Lakeland, FL
Fri Apr 03 2015, 1:07 PM - 4:09 PM EDT
Att: 7,751 - Partly Cloudy - 82 F

AB 34
R 5
H 9
RBI 5
BB 1
SO 4
LOB 7




Batter	1	2	3	4	5	6	7	8	9	AB	R	H	RBI	BB	SO	LOB	TOP										
20 Rajai Davis, R OBP: 0.313, SLG: 0.367 12 Anthony Gose, L OBP: 0.356, SLG: 0.448 28 Raph Rhymes, R (7.9)	G6-3		K			K			G6-3	2	0	0	0	0	1	0											
3 Ian Kinsler, R OBP: 0.460, SLG: 0.709 26 Hernán Pérez, R OBP: 0.299, SLG: 0.295	G6-3			L6		K			F9	2	0	0	0	0	0	0											
24 Miguel Cabrera, R OBP: 0.412, SLG: 0.724 59 Dean Green, L (4, PR)	K								G4-3	2	0	1	0	0	1	0											
41 Victor Martínez, S OBP: 0.167, SLG: 0.314		HR		P2						3	1	1	1	0	0	1											
28 J.D. Martínez, R OBP: 0.403, SLG: 0.597 33 Ross Ketvett, R OBP: 0.400, SLG: 0.250	K			K					P2	2	0	0	0	0	2	1											
52 Yoenis Céspedes, R OBP: 0.323, SLG: 0.639 39 Ben Verlander, R OBP: 0.286, SLG: 0.286	F7					K			K	1	0	0	0	0	0	0											
13 Alex Avila, L OBP: 0.388, SLG: 0.386 34 James McCann, R OBP: 0.388, SLG: 0.435 Grayson Greiner, R OBP: 0.667, SLG: 1.000	K			G3-1					2B	1	0	0	0	0	1	0											
9 Nick Castellanos, R OBP: 0.299, SLG: 0.328 17 Andrew Romine, S OBP: 0.286, SLG: 0.240	K			K					F9	1	0	0	0	0	1	0											
1 Jose Iglesias, R OBP: 0.167, SLG: 0.154 67 David Gonzalez, S (6, PR)	P4								P5	2	0	1	0	0	0	0											
Inning Stats	R: 0 E: 0 K: 1 S: 7	H: 0 LOB: 0 BB: 0 P: 10	R: 1 E: 0 K: 2 S: 13	H: 1 LOB: 0 BB: 0 P: 22	R: 0 E: 0 K: 2 S: 9	H: 0 LOB: 0 BB: 0 P: 11	R: 0 E: 0 K: 1 S: 11	H: 1 LOB: 1 BB: 0 P: 16	R: 0 E: 0 K: 2 S: 10	H: 0 LOB: 0 BB: 0 P: 12	R: 0 E: 0 K: 1 S: 13	H: 1 LOB: 1 BB: 0 P: 18	R: 0 E: 0 K: 1 S: 9	H: 0 LOB: 1 BB: 0 P: 10	R: 0 E: 0 K: 0 S: 7	H: 0 LOB: 0 BB: 0 P: 11	1B: 2 2B: 1 HR: 1	SF: 0 SAC: 0 DP: 0 HBP: 0	WP: 0 PB: 0 SB: 0 CS: 1	PA: 30							
PITCHER	IP	WLS	BF	H	R	ER	SO	BB	IBB	HBP	BLK	WP	HR	S	P	ERA	WHIP										
35 Matt Andriese, R ERA: 2.21	1.0		3	0	0	0	1	0	0	0	0	0	0	7	10	0.00	0.000										
30 Erasmo Ramírez, R ERA: 5.4	3.2	L	13	2	1	1	6	0	0	0	0	0	1	40	58	2.46	0.545										
Brandon Gomes, R ERA: 0.63	2.0		6	1	0	0	4	0	0	0	0	0	0	24	30	0.00	0.500										
Jordan Norberto, L ERA: 3.55	1.1		5	1	0	0	1	0	0	0	0	0	0	10	14	0.00	0.750										
Jhan Martínez, R ERA: 3.09	1.0		3	0	0	0	0	0	0	0	0	0	0	7	11	0.00	0.000										

Detroit Tigers @ Tampa Bay Rays
Tropicana Field, St. Petersburg, FL
Sat Apr 04 2015, 12:34 PM - 2:59 PM EDT
Att: 8,934 - Dome - 72 F

livebaseballscorecards.com

AB 30
R 1
H 4
RBI 1
BB 0
SO 12
LOB 6




Batter	1	2	3	4	5	6	7	8	9	AB	R	H	RBI	BB	SO	LOB	BOTTOM										
28 John Jaso, L OBP: 0.315, SLG: 0.261 5 Brandon Guyer, R OBP: 0.419, SLG: 0.567	G4-3			K		F9			G5-3	2	0	0	0	0	1	0											
20 Steven Souza Jr., R OBP: 0.203, SLG: 0.259 1 Tim Beckham, R OBP: 0.310, SLG: 0.321	G1-3			G6-3			BB		G5-3	2	0	0	0	0	0	0											
13 Asdrúbal Cabrera, S OBP: 0.236, SLG: 0.212 19 Juniel Quevedo, S Mayo Acosta, R OBP: 0.083, SLG: 0.091	G4-3			K					G5-3	2	0	0	0	0	1	0											
3 Evan Longoria, R OBP: 0.310, SLG: 0.471 23 Cameron Seitzer, L	L7					K			G3-1	2	0	0	0	0	1	0											
21 James Loney, L OBP: 0.263, SLG: 0.345 45 Leonardo Reginatto, R OBP: 0.667, SLG: 1.167	G4-3					F8			K	1	0	0	0	0	1	0											
8 Desmond Jennings, R OBP: 0.471, SLG: 0.565 7 David DeJesus, L OBP: 0.349, SLG: 0.514 51 Hector Guevara, R	G4-3								G6-3	2	0	1	0	0	0	0											
11 Logan Forsythe, R OBP: 0.275, SLG: 0.521 61 Marty Gantt, R	G5-3					L4			G6-3	1	0	0	0	0	1	0											
44 René Rivera, R OBP: 0.179, SLG: 0.385 60 Bobby Wilson, R OBP: 0.219, SLG: 0.107	P6					K			G5-3	2	0	0	0	0	2	0											
39 Kevin Kiermaier, L OBP: 0.396, SLG: 0.521 11 Zac Law, R	G4-3					P5			K	2	0	0	0	0	0	0											
Inning Stats	R: 0 E: 0 K: 0 S: 5	H: 0 LOB: 0 BB: 0 P: 7	R: 0 E: 0 K: 0 S: 5	H: 0 LOB: 0 BB: 0 P: 9	R: 0 E: 0 K: 0 S: 7	H: 0 LOB: 0 BB: 0 P: 11	R: 0 E: 0 K: 2 S: 9	H: 0 LOB: 0 BB: 0 P: 11	R: 0 E: 0 K: 1 S: 11	H: 1 LOB: 1 BB: 0 P: 12	R: 0 E: 0 K: 1 S: 7	H: 0 LOB: 0 BB: 0 P: 12	R: 0 E: 0 K: 0 S: 9	H: 0 LOB: 0 BB: 1 P: 14	R: 0 E: 0 K: 1 S: 13	H: 0 LOB: 2 BB: 1 P: 22	R: 0 E: 0 K: 1 S: 10	H: 1 LOB: 2 BB: 1 P: 17	1B: 2 2B: 0 3B: 0 HR: 0	SF: 0 SAC: 0 DP: 1 HBP: 0	WP: 0 PB: 0 SB: 1 CS: 0	PA: 31					
PITCHER	IP	WLS	BF	H	R	ER	SO	BB	IBB	HBP	BLK	WP	HR	S	P	ERA	WHIP										
31 Alfredo Simon, R ERA: 4.55	5.0		16	1	0	0	3	0	0	0	0	0	0	37	50	0.00	0.200										
44 Joba Chamberlain, R ERA: 6.52	0.2	H	2	0	0	0	1	0	0	0	0	0	0	5	8	0.00	0.000										
46 Ian Krol, L ERA: 3.73	0.1	H	1	0	0	0	0	0	0	0	0	0	0	2	4	0.00	0.000										
60 Angel Nesbitt, R ERA: 2.7	0.1	H	2	0	0	0	0	1	0	0	0	0	0	4	8	0.00	3.000										
44 Melvin Mercedes, R ERA: 1.0	0.2	H	1	0	0	0	0	0	0	0	0	0	0	5	6	0.00	0.000										
PITCHER	IP	WLS	BF	H	R	ER	SO	BB	IBB	HBP	BLK	WP	HR	S	P	ERA	WHIP										
Rafael Dolis, R ERA: 6.1	1.0		4	0	0	0	0	1	0	0	0	0	0	13	22	0.00	1.000										
José Vázquez, R ERA: 1.0	1.0	S	5	1	0	0	1	1	0	0	0	0	0	10	17	0.00	2.000										

Detroit Tigers @ Tampa Bay Rays
Tropicana Field, St. Petersburg, FL
Sat Apr 04 2015, 12:34 PM - 2:59 PM EDT
Att: 8,934 - Dome - 72 F

livebaseballscorecards.com

AB 28
R 0
H 2
RBI 0
BB 3
SO 6
LOB 10



Batter	1	2	3	4	5	6	7	8	9	AB	R	H	RBI	BB	SO	LOB	TOP					
12 Alejandro De Aza, L OBP: 0.300, SLG: 0.556										4	1	1	0	1	2	1						
28 Steve Pearce, R OBP: 0.500, SLG: 1.286										4	2	2	2	0	0	2						
23 Travis Snider, L OBP: 0.875, SLG: 1.000										1	1	1	1	3	0	0						
10 Adam Jones, R OBP: 0.250, SLG: 0.286										4	1	1	2	0	0	5						
19 Chris Davis, L (1, 10)										3	0	0	0	0	1	1						
13 Manny Machado, R (1, 5)										3	0	0	1	0	0	1						
3 Ryan Flaherty, L OBP: 0.250, SLG: 0.571 (9, 6)										3	0	0	0	1	0	0						
36 Caleb Joseph, R OBP: 0.250, SLG: 0.286										3	1	0	0	1	1	1						
1 Everth Cabrera, S OBP: 0.250, SLG: 0.250										4	0	1	0	0	1	1						
6 Jonathan Schoop, R OBP: 0.250, SLG: 0.250										0	0	0	0	0	0	0						
Inning Stats	R: 4 E: 0 K: 0 S: 13	H: 4 LOB: 0 BB: 0 P: 21	R: 2 E: 0 K: 1 S: 14	H: 1 LOB: 1 BB: 2 P: 28	R: 0 E: 0 K: 1 S: 6	H: 0 LOB: 0 BB: 0 P: 6	R: 0 E: 0 K: 2 S: 11	H: 0 LOB: 0 BB: 0 P: 16	R: 0 E: 0 K: 0 S: 6	H: 0 LOB: 1 BB: 1 P: 18	R: 0 E: 0 K: 0 S: 7	H: 1 LOB: 2 BB: 2 P: 24	R: 0 E: 0 K: 0 S: 10	H: 0 LOB: 0 BB: 0 P: 15	R: 0 E: 0 K: 1 S: 6	H: 0 LOB: 0 BB: 0 P: 10	1B: 4 2B: 1 3B: 0 HR: 1	SF: 1 SAC: 0 DP: 3 HBP: 1	WP: 1 PB: 0 SB: 0 CS: 0	PA: 37		
PITCHER	IP WLS BF H R ER SO BB IBB HBP BLK WP HR S P ERA WHIP	IP WLS BF H R ER SO BB IBB HBP BLK WP HR S P ERA WHIP	IP WLS BF H R ER SO BB IBB HBP BLK WP HR S P ERA WHIP	IP WLS BF H R ER SO BB IBB HBP BLK WP HR S P ERA WHIP	IP WLS BF H R ER SO BB IBB HBP BLK WP HR S P ERA WHIP	IP WLS BF H R ER SO BB IBB HBP BLK WP HR S P ERA WHIP	IP WLS BF H R ER SO BB IBB HBP BLK WP HR S P ERA WHIP	IP WLS BF H R ER SO BB IBB HBP BLK WP HR S P ERA WHIP	IP WLS BF H R ER SO BB IBB HBP BLK WP HR S P ERA WHIP	IP WLS BF H R ER SO BB IBB HBP BLK WP HR S P ERA WHIP	IP WLS BF H R ER SO BB IBB HBP BLK WP HR S P ERA WHIP	IP WLS BF H R ER SO BB IBB HBP BLK WP HR S P ERA WHIP	IP WLS BF H R ER SO BB IBB HBP BLK WP HR S P ERA WHIP	IP WLS BF H R ER SO BB IBB HBP BLK WP HR S P ERA WHIP	IP WLS BF H R ER SO BB IBB HBP BLK WP HR S P ERA WHIP	IP WLS BF H R ER SO BB IBB HBP BLK WP HR S P ERA WHIP	IP WLS BF H R ER SO BB IBB HBP BLK WP HR S P ERA WHIP	IP WLS BF H R ER SO BB IBB HBP BLK WP HR S P ERA WHIP	IP WLS BF H R ER SO BB IBB HBP BLK WP HR S P ERA WHIP	IP WLS BF H R ER SO BB IBB HBP BLK WP HR S P ERA WHIP	IP WLS BF H R ER SO BB IBB HBP BLK WP HR S P ERA WHIP	
51 Nate Karns, R ERA: 9.53	5.2 L	25 5 6 6 4	4 0 1 0	0 0 0 0	1 0 0 0	0 0 0 0	0 0 7 14	0.00 6.000														
50 Grant Balfour, R ERA:	0.1	3 1 0 0	0 0 0 0	0 0 0 0	1 0 0 0	0 0 0 0	0 0 10 17	0.00 1.000														
54 Steve Geltz, R ERA:	1.0	3 0 0 0	0 0 0 0	0 0 0 0	0 0 0 0	0 0 0 0	0 0 10 15	0.00 0.000														
40 Kevin Jepsen, R ERA:	1.0	3 0 0 0	0 0 0 1	0 0 0 0	0 0 0 0	0 0 0 0	0 0 6 10	0.00 0.000														
26 Brad Boxberger, R ERA:	1.0	3 0 0 0	0 0 0 1	0 0 0 0	0 0 0 0	0 0 0 0	0 0 6 10	0.00 0.000														
Batter	1	2	3	4	5	6	7	8	9	AB	R	H	RBI	BB	SO	LOB	BOTTOM					
5 Brandon Guyer, R (1, 10)										4	0	0	0	0	3	1						
20 Steven Souza Jr., R OBP: 0.250, SLG: 0.143										3	0	0	1	1	1	0						
13 Asdrúbal Cabrera, S OBP: 0.125, SLG: 0.250										2	1	1	0	2	0	0						
3 Evan Longoria, R OBP: 0.500, SLG: 0.833										2	1	1	0	2	0	0						
8 Desmond Jennings, R OBP: 0.375, SLG: 0.286										4	0	1	0	0	0	4						
11 Logan Forsythe, R OBP: 0.375, SLG: 0.714										3	1	1	2	1	0	2						
44 René Rivera, R (1, 2)										4	0	0	0	0	1	3						
1 Tim Beckham, R (1, 4)										4	1	0	0	0	2	3						
39 Kevin Kiermaier, L OBP: 0.429, SLG: 1.286										4	2	2	2	0	1	0						
Inning Stats	R: 0 E: 0 K: 1 S: 6	H: 0 LOB: 0 BB: 0 P: 8	R: 0 E: 0 K: 1 S: 17	H: 1 LOB: 2 BB: 1 P: 29	R: 1 E: 0 K: 2 S: 12	H: 1 LOB: 0 BB: 0 P: 17	R: 2 E: 0 K: 0 S: 19	H: 2 LOB: 0 BB: 0 P: 27	R: 0 E: 0 K: 1 S: 16	H: 0 LOB: 3 BB: 2 P: 27	R: 2 E: 0 K: 2 S: 12	H: 1 LOB: 0 BB: 1 P: 20	R: 0 E: 0 K: 0 S: 6	H: 0 LOB: 0 BB: 0 P: 9	R: 0 E: 0 K: 0 S: 11	H: 0 LOB: 0 BB: 0 P: 16	R: 0 E: 0 K: 3 S: 14	H: 0 LOB: 0 BB: 0 P: 23	1B: 2 2B: 0 3B: 1 HR: 2	SF: 0 SAC: 0 DP: 0 HBP: 1	WP: 0 PB: 0 SB: 2 CS: 0	PA: 37
PITCHER	IP WLS BF H R ER SO BB IBB HBP BLK WP HR S P ERA WHIP	IP WLS BF H R ER SO BB IBB HBP BLK WP HR S P ERA WHIP	IP WLS BF H R ER SO BB IBB HBP BLK WP HR S P ERA WHIP	IP WLS BF H R ER SO BB IBB HBP BLK WP HR S P ERA WHIP	IP WLS BF H R ER SO BB IBB HBP BLK WP HR S P ERA WHIP	IP WLS BF H R ER SO BB IBB HBP BLK WP HR S P ERA WHIP	IP WLS BF H R ER SO BB IBB HBP BLK WP HR S P ERA WHIP	IP WLS BF H R ER SO BB IBB HBP BLK WP HR S P ERA WHIP	IP WLS BF H R ER SO BB IBB HBP BLK WP HR S P ERA WHIP	IP WLS BF H R ER SO BB IBB HBP BLK WP HR S P ERA WHIP	IP WLS BF H R ER SO BB IBB HBP BLK WP HR S P ERA WHIP	IP WLS BF H R ER SO BB IBB HBP BLK WP HR S P ERA WHIP	IP WLS BF H R ER SO BB IBB HBP BLK WP HR S P ERA WHIP	IP WLS BF H R ER SO BB IBB HBP BLK WP HR S P ERA WHIP	IP WLS BF H R ER SO BB IBB HBP BLK WP HR S P ERA WHIP	IP WLS BF H R ER SO BB IBB HBP BLK WP HR S P ERA WHIP	IP WLS BF H R ER SO BB IBB HBP BLK WP HR S P ERA WHIP	IP WLS BF H R ER SO BB IBB HBP BLK WP HR S P ERA WHIP	IP WLS BF H R ER SO BB IBB HBP BLK WP HR S P ERA WHIP	IP WLS BF H R ER SO BB IBB HBP BLK WP HR S P ERA WHIP	IP WLS BF H R ER SO BB IBB HBP BLK WP HR S P ERA WHIP	
16 Wei-Yin Chen, L ERA: 6.23	4.1 W	10 1 2 2 4	2 0 0 0	0 0 0 0	0 0 1 24	96 38	7.71 1.286															
39 Kevin Gausman, R ERA: 7.71	1.1 H	4 0 0 0	0 0 0 0	0 0 0 0	0 0 0 0	0 0 13 19	0.00 0.000															
56 Darren O'Day, R ERA:	1.0 S	3 0 0 0	0 0 0 3	0 0 0 0	0 0 0 0	0 0 14 23	0.00 0.000															
53 Zack Britton, L ERA:																						

Baltimore Orioles @ Tampa Bay Rays
Tropicana Field, St. Petersburg, FL
Tue Apr 07 2015, 7:12 PM - 10:33 PM EDT
Att: 13,906 - Dome - 72 F

livebaseballscorecards.com

AB 29
R 6
H 6
RBI 6
BB 6
SO 5
LOB 12

Baltimore Orioles @ Tampa Bay Rays
Tropicana Field, St. Petersburg, FL
Tue Apr 07 2015, 7:12 PM - 10:33 PM EDT
Att: 13,906 - Dome - 72 F

livebaseballscorecards.com

AB 32
R 5
H 5
RBI 5
BB 4
SO 11
LOB 15

Batter	1	2	3	4	5	6	7	8	9	AB	R	H	RBI	BB	SO	LOB	TOP					
39 Kevin Kiermaier, L (1, 8) OBP: 0.389, SLG: 0.941	P4			G4-6-3 2B		P6		P6		4	0	1	0	0	0	0	Tampa Bay Rays @ Miami Marlins Marlins Park, Miami, FL Sat Apr 11 2015, 4:11 PM - 6:42 PM EDT Att: 17,830 - Roof Closed - 75 F					
20 Steven Souza Jr., R (1, 9) OBP: 0.316, SLG: 0.153	K			G4-6-3 BB		F7		K		3	0	0	0	1	2	0						
13 Asdrubal Cabrera, S (1, 6) OBP: 0.286, SLG: 0.429	G6-3			G4-6-3				K		4	1	1	0	0	1	2						
3 Evan Longoria, R (1, 5) OBP: 0.381, SLG: 0.529		L8		F9				G6-3		4	0	1	1	0	0	1						
8 Desmond Jennings, R (1, 7) OBP: 0.381, SLG: 0.295		G6-3				G1-3		G5-3		3	0	0	0	1	0	1						
31 Allan Dykstra, L (1, 3) 1 Tim Beckham, R (7, PH) OBP: 0.250, SLG: 0.625		G4-3				G3		HR		2	0	0	0	0	0	1						
11 Logan Forsythe, R (1, 4) OBP: 0.350, SLG: 0.375				G1-3		G4-3		G6-3		4	0	1	0	0	0	1						
46 Bobby Wilson, R (1, 2) 44 René Rivera, R (9, PH) OBP: 0.500, SLG: 0.333				G5-3				L6		2	0	0	0	1	1	0						
22 Chris Archer, R (1, 1) 40 Kevin Jepsen, R (8, 1) 26 Brad Boxberger, R (9, 1)				G4-3		G4-3		K		3	0	0	0	0	1	2						
				G4-3		G4-3		K		0	0	0	0	0	0	0						
Inning Stats	R: 0 E: 0 K: 1 S: 8	H: 0 LOB: 0 BB: 0 P: 12	R: 0 E: 0 K: 0 S: 5	H: 0 LOB: 0 BB: 0 P: 6	R: 0 E: 0 K: 0 S: 4	H: 0 LOB: 0 BB: 0 P: 8	R: 0 E: 0 K: 0 S: 5	H: 1 LOB: 1 BB: 0 P: 10	R: 0 E: 0 K: 0 S: 12	H: 0 LOB: 2 BB: 2 P: 23	R: 1 E: 0 K: 0 S: 15	H: 2 LOB: 1 BB: 0 P: 27	R: 1 E: 0 K: 2 S: 17	H: 1 LOB: 0 BB: 0 P: 25	R: 0 E: 0 K: 2 S: 8	H: 0 LOB: 0 BB: 0 P: 13	R: 0 E: 0 K: 0 S: 10	H: 2 LOB: 2 BB: 1 P: 16	1B: 2 2B: 2 3B: 1 HR: 1	SF: 0 SAC: 0 DP: 1 HBP: 0	WP: 0 PB: 0 SB: 1 CS: 0	PA: 35
PITCHER	IP WLS BF H R ER SO BB IBB HBP BLK WP HR S P ERA WHIP	6.0 L 23 3 1 1 1 3 0 0 0 0 0 49 86 1.50 1.000	1.1 5 1 1 1 2 0 0 0 0 0 1 19 29 6.75 0.750	1.2 7 2 0 0 2 0 0 0 0 0 0 16 25 0.00 1.200											IP WLS BF H R ER SO BB IBB HBP BLK WP HR S P ERA WHIP							

AB	32
R	2
H	6
RBI	2
BB	3
SO	5
LOB	10



Batter	1	2	3	4	5	6	7	8	9	AB	R	H	RBI	BB	SO	LOB	BOTTOM					
9 Dee Strange-Gordon, L (1, 4) OBP: 0.318, SLG: 0.333	G1-3			G6-3		G4-3		G6-3		4	0	0	0	0	0	1	Tampa Bay Rays @ Miami Marlins Marlins Park, Miami, FL Sat Apr 11 2015, 4:11 PM - 6:42 PM EDT Att: 17,830 - Roof Closed - 75 F					
21 Christian Yelich, L (1, 7) OBP: 0.409, SLG: 0.368	L7			G6-3 2B		G5-3		G6-3 27 DJ BB		3	0	1	0	1	0	0						
27 Giancarlo Stanton, R (1, 9) OBP: 0.429, SLG: 0.267	P3			K		G5-3		K		4	0	0	0	0	2	2						
38 Michael Morse, R (1, 3) OBP: 0.300, SLG: 0.263		G1-3		G1-4-3		K				3	0	0	0	0	1	1						
14 Martín Prado, R (1, 5) OBP: 0.211, SLG: 0.167		L9		G4-3		K		K		3	0	0	0	0	1	0						
13 Marcell Ozuna, R (1, 8) OBP: 0.263, SLG: 0.263		K		K		K		3 WP 1B		3	0	1	0	0	2	0						
39 Jarrod Saltalamacchia, R (1, 2) OBP: 0.200, SLG: 0.154				L5		F7		K		3	0	0	0	0	1	1						
3 Adeiny Hechavarria, R (1, 6) OBP: 0.105, SLG: 0.111		K		K		G4-3		P3		3	0	0	0	0	1	1						
23 Jarrod Cosart, R (1, 1) 51 Ichiro Suzuki, L (6, PH) 40 Mike Dunn, L (7, 1) 36 Sam Dyson, R (8, 1) 17 Donovan Solano, R (9, PH) OBP: 0.400, SLG: 0.800		G1-3				G4-3		G6-3		1	0	0	0	0	0	0						
										0	0	0	0	0	0	0						
Inning Stats	R: 0 E: 0 K: 0 S: 6	H: 0 LOB: 0 BB: 0 P: 10	R: 0 E: 0 K: 1 S: 8	H: 0 LOB: 0 BB: 0 P: 11	R: 0 E: 0 K: 1 S: 6	H: 0 LOB: 0 BB: 0 P: 7	R: 0 E: 0 K: 1 S: 9	H: 1 LOB: 1 BB: 0 P: 12	R: 0 E: 0 K: 0 S: 10	H: 0 LOB: 0 BB: 1 P: 13	R: 0 E: 0 K: 0 S: 8	H: 0 LOB: 0 BB: 1 P: 16	R: 0 E: 0 K: 1 S: 10	H: 0 LOB: 0 BB: 0 P: 15	R: 0 E: 0 K: 2 S: 10	H: 1 LOB: 1 BB: 0 P: 15	R: 0 E: 0 K: 1 S: 11	H: 0 LOB: 1 BB: 1 P: 19	1B: 1 2B: 1 3B: 0 HR: 0	SF: 0 SAC: 0 DP: 0 HBP: 0	WP: 1 PB: 0 SB: 0 CS: 1	PA: 30
PITCHER	IP WLS BF H R ER SO BB IBB HBP BLK WP HR S P ERA WHIP	7.0 W 22 4 0 0 2 1 0 0 0 1 0 10 84 0.00 0.286	1.0 H 4 1 0 0 2 0 0 0 0 1 0 10 15 0.00 1.000	1.0 S 4 0 0 0 1 1 0 0 0 0 0 11 19 0.00 1.000											IP WLS BF H R ER SO BB IBB HBP BLK WP HR S P ERA WHIP							

AB	28
R	0
H	2
RBI	0
BB	2
SO	8
LOB	6



Batter	1	2	3	4	5	6	7	8	9	AB	R	H	RBI	BB	SO	LOB	TOP								
39 Kevin Kiermaier, L OBP: 0.435, SLG: 0.952 (1, 9)	G3		2B		7 HR	2B		F9		4	1	2	0	1	0	1									
7 David DeJesus, L OBP: 0.545, SLG: 0.909 (1, 7)	E9		G4-3		1-H	HR			K	3	2	2	3	0	0	1									
5 Brandon Guyer, R OBP: 0.385, SLG: 0.300 (6, 9)	1B									2	0	0	0	0	1	2									
13 Adrúbal Cabrera, S OBP: 0.346, SLG: 0.440 (1, 6)	1B				K			F9		4	1	2	1	1	1	0									
3 Evan Longoria, R OBP: 0.385, SLG: 0.524 (1, 5)	L6-4				G5-3			L8		4	0	1	0	1	0	1									
8 Desmond Jennings, R OBP: 0.346, SLG: 0.227 (1, 8)		G4-3			G1-3			G6-3		5	1	1	0	0	0	4									
31 Allan Dykstra, L (1, 3)					G1-3					2	0	0	0	0	1	2									
1 Tim Beckham, R OBP: 0.364, SLG: 0.818 (6, 4)	K				G1-3			44 2B		3	1	2	2	0	1	0									
11 Logan Forsythe, R OBP: 0.320, SLG: 0.381 (1, 4)					F8					5	1	1	0	0	1	5									
44 René Rivera, R OBP: 0.150, SLG: 0.250 (1, 2)			G5-3		51 SH3-4	51 WP				4	1	3	2	0	0	0									
51 Nate Karns, R (1, 1)					SH3-4					2	0	0	0	0	2	1									
20 Steven Souza Jr., R OBP: 0.300, SLG: 0.135 (8, 1)										1	0	0	0	0	0	1									
38 Jeff Beliveau, L (8, 1)										0	0	0	0	0	0	0									
49 Kirby Yates, L (8, 1)										0	0	0	0	0	0	0									
43 Ernesto Frieri, R (8, 1)										0	0	0	0	0	0	0									
Inning Stats	R: 1 H: 2 E: 1 K: 0 S: 11	H: 2 LOB: 0 BB: 0 P: 18	R: 0 H: 0 E: 0 K: 1 S: 9	H: 0 LOB: 0 BB: 0 P: 15	R: 0 H: 1 E: 0 K: 1 S: 10	H: 1 LOB: 1 BB: 0 P: 15	R: 0 H: 2 E: 0 K: 0 S: 8	H: 2 LOB: 2 BB: 0 P: 14	R: 3 H: 2 E: 0 K: 1 S: 11	H: 2 LOB: 0 BB: 1 P: 21	R: 2 H: 4 E: 0 K: 1 S: 23	H: 4 LOB: 2 BB: 0 P: 32	R: 0 H: 0 E: 0 K: 0 S: 7	H: 0 LOB: 0 BB: 0 P: 9	R: 1 H: 2 E: 0 K: 1 S: 18	H: 2 LOB: 1 BB: 2 P: 26	R: 1 H: 1 E: 0 K: 2 S: 16	H: 2 LOB: 2 BB: 2 P: 28	1B: 6 2B: 7 3B: 1 HR: 1	SF: 0 SAC: 1 DP: 1 HBP: 0	WP: 2 PB: 0 SB: 0 CS: 0	PA: 43			
PITCHER	IP WLS BF H R ER SO BB IBB HBP BLK WP HR S P ERA WHIP	5.0 L 22 7 4 4 3 1 0 0 0 2 1 49 83 7.20 1.600	3.0 15 6 3 3 2 0 0 0 0 0 0 0 48 67 9.00 2.000	1.0 6 1 1 1 2 2 0 0 0 0 0 0 16 28 9.00 3.000																					

Tampa Bay Rays @ Miami Marlins
Marlins Park, Miami, FL
Sun Apr 12 2015, 1:11 PM - 4:26 PM EDT
Att: 20,199 - Roof Closed - 74 F

AB	39
R	8
H	14
RBI	8
BB	3
SO	7
LOB	18



Batter	1	2	3	4	5	6	7	8	9	AB	R	H	RBI	BB	SO	LOB	BOTTOM						
9 Dee Strange-Gordon, L OBP: 0.370, SLG: 0.500 (1, 4)	F8									5	1	3	1	0	1	0							
21 Christian Yelich, L OBP: 0.407, SLG: 0.348 (1, 7)	38 WP				27 E					4	1	1	0	1	1	4							
27 Giancarlo Stanton, R OBP: 0.360, SLG: 0.211 (1, 9)	G5-3				E3			F7		4	0	0	0	0	0	4							
38 Michael Morse, R OBP: 0.292, SLG: 0.304 (1, 3)	G6-3				K			G1-3		4	0	1	2	0	1	3							
51 Ichiro Suzuki, L OBP: 0.333, SLG: 0.286 (1, 8)	F7				SF7			K		3	0	1	1	0	1	0							
30 Don Kelly, L (1, 5)										1	0	0	0	0	0	0							
17 Donovan Solano, R OBP: 0.250, SLG: 0.500 (3, 5)	G3				G5-3			F8		3	0	0	0	0	0	3							
57 Bryan Morris, L (9, 1)								F9		0	0	0	0	0	0	0							
3 Adeiny Hechavarría, R OBP: 0.087, SLG: 0.091 (1, 6)	P3							G5-3		4	0	0	0	0	1	0							
6 Jeff Mathis, R (1, 2)										1	0	0	0	0	1	0							
39 Jarrod Saltalamacchia, S OBP: 0.250, SLG: 0.429 (2, 2)					K			F7		1	1	1	1	0	0	0							
37 Henderson Alvarez III, R OBP: 0.333, SLG: 0.667 (1, 1)										0	0	0	0	0	1	0							
10 Jeff Baker, R (5, 4)										0	1	0	0	0	0	0							
52 Brad Hand, L (6, 1)										0	0	0	0	0	0	0							
14 Martín Prado, R OBP: 0.238, SLG: 0.200 (9, 5)										2	1	1	0	0	0	0							
Inning Stats	R: 0 H: 1 E: 0 K: 0 S: 15	H: 1 LOB: 1 BB: 0 P: 19	R: 0 H: 0 E: 0 K: 0 S: 5	H: 0 LOB: 0 BB: 0 P: 8	R: 0 H: 0 E: 0 K: 3 S: 13	H: 0 LOB: 0 BB: 0 P: 13	R: 1 H: 0 E: 1 K: 1 S: 14	H: 0 LOB: 1 BB: 1 P: 25	R: 1 H: 1 E: 0 K: 1 S: 10	H: 1 LOB: 1 BB: 1 P: 20	R: 0 H: 0 E: 0 K: 1 S: 8	H: 0 LOB: 0 BB: 0 P: 11	R: 0 H: 0 E: 0 K: 0 S: 7	H: 0 LOB: 0 BB: 0 P: 10	R: 2 H: 4 E: 0 K: 1 S: 16	H: 4 LOB: 2 BB: 0 P: 22	R: 1 H: 2 E: 0 K: 0 S: 7	H: 2 LOB: 1 BB: 0 P: 10	1B: 4 2B: 2 3B: 1 HR: 1	SF: 1 SAC: 0 DP: 0 HBP: 0	WP: 2 PB: 0 SB: 0 CS: 0	PA: 38	
PITCHER	IP WLS BF H R ER SO BB IBB HBP BLK WP HR S P ERA WHIP	7.0 W 26 2 2 2 1 0 0 0 0 0 7 11 54.00 6.000	0.1 3 2 2 2 1 0 0 0 0 0 0 0 6 8 0.00 6.000	1.1 S 6 2 1 1 0 0 0 0 0 0 1 10 13 6.75 1.500																			

Tampa Bay Rays @ Miami Marlins
Marlins Park, Miami, FL
Sun Apr 12 2015, 1:11 PM - 4:26 PM EDT
Att: 20,199 - Roof Closed - 74 F

AB	35
R	5
H	8
RBI	5
BB	2
SO	7
LOB	14



Batter	1	2	3	4	5	6	7	8	9	AB	R	H	RBI	BB	SO	LOB	TOP						
7 David DeJesus, L (1, 10) 27 Mikie Mahtook, R (9, PH) (9, 10)										3	0	0	1	1	0	0							
20 Steven Souza Jr., R (1, 9) OBP: 0.333, SLG: 0.158										3	0	1	1	1	1	0							
13 Adrúbal Cabrera, S (1, 6) OBP: 0.333, SLG: 0.383										3	0	0	0	1	1	3							
3 Evan Longoria, R (1, 5) OBP: 0.333, SLG: 0.440										4	0	0	0	0	1	2							
8 Desmond Jennings, R (1, 7) OBP: 0.367, SLG: 0.240 (9, 8)										3	1	1	0	1	2	0							
31 Allan Dykstra, L (1, 3) OBP: 0.287, SLG: 0.083 11 Logan Forsythe, R (8, PR) OBP: 0.320, SLG: 0.381 (8, 3)										3	1	1	0	1	0	1							
44 René Rivera, R (1, 2) OBP: 0.167, SLG: 0.217										3	0	0	0	0	0	3							
39 Kevin Kiermaier, L (1, 8) OBP: 0.385, SLG: 0.833 5 Brandon Guyer, R (9, PH) OBP: 0.357, SLG: 0.273 (9, 7)										3	0	0	0	0	1	4							
1 Tim Beckham, R (1, 4) OBP: 0.333, SLG: 0.643										3	0	0	0	1	2	0							
Inning Stats	R: 0 E: 0 K: 2 S: 9	H: 0 LOB: 0 BB: 0 P: 14	R: 0 E: 0 K: 1 S: 8	H: 0 LOB: 2 BB: 1 P: 18	R: 0 E: 0 K: 0 S: 9	H: 1 LOB: 2 BB: 1 P: 16	R: 2 E: 0 K: 1 S: 16	H: 2 LOB: 3 BB: 3 P: 33	R: 0 E: 0 K: 1 S: 7	H: 0 LOB: 0 BB: 0 P: 11	R: 0 E: 0 K: 1 S: 8	H: 0 LOB: 0 BB: 0 P: 10	R: 0 E: 0 K: 0 S: 5	H: 0 LOB: 0 BB: 0 P: 10	R: 0 E: 0 K: 1 S: 11	H: 0 LOB: 1 BB: 1 P: 19	R: 0 E: 0 K: 1 S: 8	H: 0 LOB: 0 BB: 0 P: 12	1B: 3 2B: 0 3B: 0 HR: 0	SF: 0 SAC: 0 DP: 0 HBP: 1	WP: 0 PB: 0 SB: 2 CS: 0	PA: 37	
PITCHER	IP WLS BF H R ER SO BB IBB HBP BLK WP HR S P ERA WHIP	IP WLS BF H R ER SO BB IBB HBP BLK WP HR S P ERA WHIP	IP WLS BF H R ER SO BB IBB HBP BLK WP HR S P ERA WHIP	IP WLS BF H R ER SO BB IBB HBP BLK WP HR S P ERA WHIP	IP WLS BF H R ER SO BB IBB HBP BLK WP HR S P ERA WHIP	IP WLS BF H R ER SO BB IBB HBP BLK WP HR S P ERA WHIP	IP WLS BF H R ER SO BB IBB HBP BLK WP HR S P ERA WHIP	IP WLS BF H R ER SO BB IBB HBP BLK WP HR S P ERA WHIP	IP WLS BF H R ER SO BB IBB HBP BLK WP HR S P ERA WHIP	IP WLS BF H R ER SO BB IBB HBP BLK WP HR S P ERA WHIP	IP WLS BF H R ER SO BB IBB HBP BLK WP HR S P ERA WHIP	IP WLS BF H R ER SO BB IBB HBP BLK WP HR S P ERA WHIP	IP WLS BF H R ER SO BB IBB HBP BLK WP HR S P ERA WHIP	IP WLS BF H R ER SO BB IBB HBP BLK WP HR S P ERA WHIP	IP WLS BF H R ER SO BB IBB HBP BLK WP HR S P ERA WHIP	IP WLS BF H R ER SO BB IBB HBP BLK WP HR S P ERA WHIP	IP WLS BF H R ER SO BB IBB HBP BLK WP HR S P ERA WHIP	IP WLS BF H R ER SO BB IBB HBP BLK WP HR S P ERA WHIP	IP WLS BF H R ER SO BB IBB HBP BLK WP HR S P ERA WHIP	IP WLS BF H R ER SO BB IBB HBP BLK WP HR S P ERA WHIP	IP WLS BF H R ER SO BB IBB HBP BLK WP HR S P ERA WHIP	IP WLS BF H R ER SO BB IBB HBP BLK WP HR S P ERA WHIP	IP WLS BF H R ER SO BB IBB HBP BLK WP HR S P ERA WHIP

Tampa Bay Rays @ Toronto Blue Jays
Rogers Centre, Toronto, ON
Mon Apr 13 2015, 7:31 PM - 9:59 PM EDT
Att. 48,414 - Roof Closed - 68 F

AB 30
R 2
H 3
RBI 2
BB 6
SO 8
LOB 13



Batter	1	2	3	4	5	6	7	8	9	AB	R	H	RBI	BB	SO	LOB	BOTTOM							
7 José Reyes, S (1, 6) OBP: 0.387, SLG: 0.429										4	0	0	0	0	1	1								
45 Dalton Pompey, S (1, 8) OBP: 0.207, SLG: 0.308										4	0	0	0	0	1	0								
19 José Bautista, R (1, 9) OBP: 0.345, SLG: 0.348										1	0	0	0	3	0	0								
10 Edwin Encarnación, R (1, 10) OBP: 0.300, SLG: 0.481										3	0	0	0	1	1	2								
20 Josh Donaldson, R (1, 5) OBP: 0.267, SLG: 0.269										4	0	0	0	0	1	3								
14 Justin Smoak, S (1, 3) OBP: 0.287, SLG: 0.286										3	0	0	0	0	0	0								
55 Russell Martin, R (1, 2) OBP: 0.208, SLG: 0.053										3	0	0	0	0	0	0								
11 Kevin Pillar, R (1, 7) OBP: 0.259, SLG: 0.444										3	1	1	0	0	0	0								
29 Devon Travis, R (1, 4) OBP: 0.385, SLG: 0.522										3	0	1	1	0	0	0								
Inning Stats	R: 0 E: 0 K: 1 S: 13	H: 0 LOB: 2 BB: 0 P: 24	R: 0 E: 0 K: 0 S: 5	H: 0 LOB: 0 BB: 0 P: 8	R: 0 E: 0 K: 0 S: 5	H: 0 LOB: 0 BB: 0 P: 9	R: 0 E: 0 K: 0 S: 6	H: 0 LOB: 0 BB: 0 P: 11	R: 1 E: 0 K: 1 S: 12	H: 2 LOB: 1 BB: 0 P: 15	R: 0 E: 0 K: 1 S: 11	H: 0 LOB: 1 BB: 1 P: 21	R: 0 E: 0 K: 0 S: 7	H: 0 LOB: 0 BB: 0 P: 10	R: 0 E: 0 K: 0 S: 4	H: 0 LOB: 0 BB: 0 P: 5	R: 0 E: 0 K: 1 S: 10	H: 0 LOB: 0 BB: 1 P: 19	1B: 1 2B: 2 3B: 0 HR: 0	SF: 0 SAC: 0 DP: 1 HBP: 0	WP: 1 PB: 0 SB: 0 CS: 1	PA: 32		
PITCHER	IP WLS BF H R ER SO BB IBB HBP BLK WP HR S P ERA WHIP	IP WLS BF H R ER SO BB IBB HBP BLK WP HR S P ERA WHIP	IP WLS BF H R ER SO BB IBB HBP BLK WP HR S P ERA WHIP	IP WLS BF H R ER SO BB IBB HBP BLK WP HR S P ERA WHIP	IP WLS BF H R ER SO BB IBB HBP BLK WP HR S P ERA WHIP	IP WLS BF H R ER SO BB IBB HBP BLK WP HR S P ERA WHIP	IP WLS BF H R ER SO BB IBB HBP BLK WP HR S P ERA WHIP	IP WLS BF H R ER SO BB IBB HBP BLK WP HR S P ERA WHIP	IP WLS BF H R ER SO BB IBB HBP BLK WP HR S P ERA WHIP	IP WLS BF H R ER SO BB IBB HBP BLK WP HR S P ERA WHIP	IP WLS BF H R ER SO BB IBB HBP BLK WP HR S P ERA WHIP	IP WLS BF H R ER SO BB IBB HBP BLK WP HR S P ERA WHIP	IP WLS BF H R ER SO BB IBB HBP BLK WP HR S P ERA WHIP	IP WLS BF H R ER SO BB IBB HBP BLK WP HR S P ERA WHIP	IP WLS BF H R ER SO BB IBB HBP BLK WP HR S P ERA WHIP	IP WLS BF H R ER SO BB IBB HBP BLK WP HR S P ERA WHIP	IP WLS BF H R ER SO BB IBB HBP BLK WP HR S P ERA WHIP	IP WLS BF H R ER SO BB IBB HBP BLK WP HR S P ERA WHIP	IP WLS BF H R ER SO BB IBB HBP BLK WP HR S P ERA WHIP	IP WLS BF H R ER SO BB IBB HBP BLK WP HR S P ERA WHIP	IP WLS BF H R ER SO BB IBB HBP BLK WP HR S P ERA WHIP	IP WLS BF H R ER SO BB IBB HBP BLK WP HR S P ERA WHIP	IP WLS BF H R ER SO BB IBB HBP BLK WP HR S P ERA WHIP	IP WLS BF H R ER SO BB IBB HBP BLK WP HR S P ERA WHIP

Tampa Bay Rays @ Toronto Blue Jays
Rogers Centre, Toronto, ON
Mon Apr 13 2015, 7:31 PM - 9:59 PM EDT
Att. 48,414 - Roof Closed - 68 F

AB 28
R 1
H 2
RBI 1
BB 4
SO 4
LOB 6



Batter	1	2	3	4	5	6	7	8	9	AB	R	H	RBI	BB	SO	LOB	TOP										
5 Brandon Guyer, R OBP: 0.412, SLG: 0.385 39 Kevin Kiermaier, L OBP: 0.393, SLG: 0.808	F8		F9				L7			2	0	1	0	1	0	0											
20 Steven Souza Jr., R OBP: 0.379, SLG: 0.315	HR		K							5	2	3	1	0	0	2											
13 Asdrúbal Cabrera, S OBP: 0.286, SLG: 0.333	F8		F9							5	0	0	0	0	1	5											
3 Evan Longoria, R OBP: 0.282, SLG: 0.423	K									1	0	0	0	3	1	0											
8 Desmond Jennings, R OBP: 0.353, SLG: 0.222		HBP	F7							2	1	0	1	0	0	3											
11 Logan Forsythe, R OBP: 0.342, SLG: 0.375			G6-3							3	0	1	0	1	1	1											
44 René Rivera, R OBP: 0.143, SLG: 0.185		G5-3								4	0	0	0	0	3	4											
1 Tim Beckham, R OBP: 0.263, SLG: 0.529		SF7								3	0	0	1	0	2	0											
46 Bobby Wilson, R OBP: 0.375, SLG: 0.286		G6-3								4	0	1	0	0	1	1											
Inning Stats	R: 1 E: 0 K: 1 S: 10	H: 1 LOB: 0 BB: 0 P: 16	R: 1 E: 0 K: 0 S: 9	H: 0 LOB: 1 BB: 1 P: 16	R: 0 E: 0 K: 1 S: 15	H: 1 LOB: 2 BB: 1 P: 26	R: 0 E: 0 K: 1 S: 7	H: 0 LOB: 1 BB: 1 P: 11	R: 0 E: 0 K: 1 S: 13	H: 0 LOB: 0 BB: 1 P: 21	R: 0 E: 0 K: 2 S: 12	H: 1 LOB: 0 BB: 0 P: 10	R: 1 E: 0 K: 2 S: 13	H: 2 LOB: 2 BB: 1 P: 20	R: 0 E: 0 K: 2 S: 15	H: 2 LOB: 2 BB: 0 P: 19	1B: 5 2B: 1 3B: 0 HR: 1	SF: 2 SAC: 0 DP: 0 HBP: 1	WP: 0 PB: 1 SB: 4 CS: 1	PA: 40							
PITCHER	IP	WLS	BF	H	R	ER	SO	BB	IBB	HBP	BLK	WP	HR	S	P	ERA	WHIP										
32 Daniel Norris, L ERA: 4.22	5.0		21	2	2	2	4	3	0	1	0	0	1	54	90	3.60	1.000										
31 Liam Hendriks, R ERA:	1.2		6	1	0	0	3	1	0	0	0	0	0	20	30	0.00	1.200										
51 Miguel Castro, R ERA:	1.1	L	7	2	1	0	2	0	1	0	0	0	0	14	21	0.00	1.500										
49 Colt Hynes, L ERA: 6.75	1.0		5	2	0	0	2	0	0	0	0	0	0	15	19	0.00	2.000										

Tampa Bay Rays @ Toronto Blue Jays
Rogers Centre, Toronto, ON
Tue Apr 14 2015, 7:08 PM - 10:13 PM EDT
Att: 17,264 - Roof Closed - 68 F

AB 31
R 3
H 7
RBI 3
BB 5
SO 11
LOB 17



Batter	1	2	3	4	5	6	7	8	9	AB	R	H	RBI	BB	SO	LOB	BOTTOM										
7 José Reyes, S OBP: 0.361, SLG: 0.424	G4-3		F7				P3			5	0	1	1	0	0	2											
45 Dalton Pompey, S OBP: 0.212, SLG: 0.300	G4-3									4	0	1	0	0	1	2											
19 José Bautista, R OBP: 0.333, SLG: 0.308			L8							3	0	0	0	0	0	1											
10 Edwin Encarnación, R OBP: 0.265, SLG: 0.419	G5-3		F8							4	0	0	0	0	2												
20 Josh Donaldson, R OBP: 0.294, SLG: 0.300										4	1	2	0	0	1	0											
30 Dioner Navarro, S OBP: 0.278, SLG: 0.333										3	1	1	0	1	0	0											
55 Russell Martin, R OBP: 0.179, SLG: 0.043										4	0	0	0	0	2	4											
11 Kevin Pillar, R OBP: 0.290, SLG: 0.452			F7							4	0	2	1	0	0	2											
29 Devon Travis, R OBP: 0.367, SLG: 0.481			G5-3							4	0	1	0	0	0	4											
Inning Stats	R: 0 E: 0 K: 0 S: 9	H: 0 LOB: 1 BB: 0 P: 20	R: 0 E: 0 K: 1 S: 7	H: 1 LOB: 2 BB: 1 P: 15	R: 0 E: 0 K: 0 S: 10	H: 1 LOB: 1 BB: 0 P: 16	R: 2 E: 0 K: 2 S: 19	H: 4 LOB: 2 BB: 0 P: 31	R: 0 E: 0 K: 1 S: 9	H: 0 LOB: 0 BB: 0 P: 14	R: 0 E: 0 K: 0 S: 16	H: 2 LOB: 2 BB: 0 P: 21	R: 0 E: 0 K: 0 S: 9	H: 0 LOB: 0 BB: 0 P: 14	R: 0 E: 0 K: 0 S: 5	H: 0 LOB: 0 BB: 0 P: 10	R: 0 E: 0 K: 0 S: 10	H: 0 LOB: 0 BB: 0 P: 13	1B: 7 2B: 1 3B: 0 HR: 0	SF: 0 SAC: 0 DP: 0 HBP: 1	WP: 0 PB: 0 SB: 0 CS: 0	PA: 37					
PITCHER	IP	WLS	BF	H	R	ER	SO	BB	IBB	HBP	BLK	WP	HR	S	P	ERA	WHIP										
35 Matt Andriese, R ERA: 3.86	3.2		18	5	2	2	2	1	0	1	0	0	0	29	43	0.00	1.500										
49 Kirby Yates, R ERA: 4.15	2.0		9	3	0	0	2	0	0	0	0	0	0	11	16	0.00	0.000										
54 Steve Geltz, R ERA: 1.59	1.1	W	4	0	0	0	0	0	0	0	0	0	0	5	10	0.00	0.000										
50 Grant Balfour, R ERA:	1.0	H	3	0	0	0	0	0	0	0	0	0	0	10	13	0.00	0.000										
40 Kevin Jepsen, R ERA:	1.0	S	3	0	0	0	0	0	0	0	0	0	0	10	13	0.00	0.000										

Tampa Bay Rays @ Toronto Blue Jays
Rogers Centre, Toronto, ON
Tue Apr 14 2015, 7:08 PM - 10:13 PM EDT
Att: 17,264 - Roof Closed - 68 F

AB 35
R 2
H 8
RBI 2
BB 1
SO 4
LOB 17



Batter	1	2	3	4	5	6	7	8	9	AB R H RBI BB SO LOB	TOP											
7 David DeJesus, L (1, 10) OBP: 0.450, SLG: 0.667	G4-3		20 FC5-4 BB		2H 2B		P6		K	4 0 1 1 1 1 1	Tampa Bay Rays @ Toronto Blue Jays Rogers Centre, Toronto, ON Thu Apr 16 2015, 7:11 PM - 10:06 PM EDT Att: 14,433 - Roof Closed - 68 F											
20 Steven Souza Jr., R (1, 9) OBP: 0.366, SLG: 0.469	3 9 BB		FC5-4 13 CS				K		K	3 0 0 1 1 2 3												
13 Adrúbal Cabrera, S (1, 6) OBP: 0.227, SLG: 0.262	G4-3		K				F7		G3-1	4 0 0 0 0 1 4												
3 Evan Longoria, R (1, 5) OBP: 0.400, SLG: 0.452	P2								G4-3 1 CS 8 1B	3 1 1 0 0 0 1												
27 Mike Mahtook, R (8, PR) OBP: 0.250, SLG: 1.020									1 CS 1B	0 0 0 0 0 0 0												
46 Bobby Wilson, R (8, 2) OBP: 0.400, SLG: 0.333									K	0 0 0 0 0 0 0												
8 Desmond Jennings, R (1, 7) OBP: 0.341, SLG: 0.295	E5 31 G4-6-3								1 CS 1B	4 0 1 0 0 0 1												
31 Allan Dykstra, L (1, 3) OBP: 0.320, SLG: 0.071	G4-6-3								K	1 0 0 0 1 0 1												
1 Tim Beckham, R (6, PH) OBP: 0.320, SLG: 0.652									K	2 1 1 2 0 1 2												
11 Logan Forsythe, R (1, 4) OBP: 0.342, SLG: 0.424									K	4 0 1 0 0 1 1												
39 Kevin Kiermaier, L (1, 8) OBP: 0.382, SLG: 0.750			44 1B 20 FC5-4 1B						G4-3 2B	4 2 2 0 0 1 1												
44 René Rivera, R (1, 2) OBP: 0.167, SLG: 0.176			20 FC5-4 7 BB 1B						G4-3	4 0 1 0 0 1 2												
Inning Stats	R: 0 E: 0 K: 0 S: 6	H: 0 LOB: 1 BB: 1 P: 11	R: 0 E: 1 K: 1 S: 7	H: 0 LOB: 0 BB: 0 P: 14	R: 1 E: 0 K: 1 S: 12	H: 2 LOB: 2 BB: 1 P: 19	R: 0 E: 0 K: 0 S: 11	H: 0 LOB: 1 BB: 1 P: 20	R: 1 E: 0 K: 2 S: 11	H: 2 LOB: 1 BB: 0 P: 18	R: 2 E: 0 K: 1 S: 14	H: 2 LOB: 0 BB: 0 P: 19	R: 0 E: 0 K: 1 S: 6	H: 0 LOB: 0 BB: 0 P: 8	R: 0 E: 0 K: 1 S: 7	H: 1 LOB: 2 BB: 0 P: 13	R: 0 E: 0 K: 1 S: 15	H: 1 LOB: 1 BB: 0 P: 22	1B: 3 2B: 5 3B: 0 HR: 1	SF: 0 SAC: 0 DP: 2 HBP: 1	WP: 0 PB: 0 SB: 1 CS: 3	PA: 37
PITCHER	IP WLS BF H R ER SO BB IBB HBP BLK WP HR S P ERA WHIP											IP WLS BF H R ER SO BB IBB HBP BLK WP HR S P ERA WHIP										
41 Aaron Sanchez, R (1, 1) ERA: 6.23	5.1 L 23 5 3 3 4 3 0 0 0 0 0 0 52 90 5.06 1.500																					
62 Aaron Loup, L (6, 1) ERA: 7.2	0.2 3 1 1 1 1 0 0 0 0 0 1 9 11 13.50 1.500																					
25 Marco Estrada, R (7, 1) ERA: 2.25	3.0 11 2 0 0 3 0 0 1 0 0 0 28 43 0.00 0.667																					

Batter	1	2	3	4	5	6	7	8	9	AB R H RBI BB SO LOB	BOTTOM									
7 José Reyes, S (1, 6) OBP: 0.350, SLG: 0.405	G4-3								P6	1 0 0 0 0 0 0	Tampa Bay Rays @ Toronto Blue Jays Rogers Centre, Toronto, ON Thu Apr 16 2015, 7:11 PM - 10:06 PM EDT Att: 14,433 - Roof Closed - 68 F									
17 Ryan Goins, L (2, 6) OBP: 0.500, SLG: 0.333			1B						P6	3 0 1 0 1 1 1										
20 Josh Donaldson, R (1, 5) OBP: 0.372, SLG: 0.395	19 G6-3 1B		K						G6-3	3 0 1 0 0 1 1										
19 José Bautista, R (1, 9) OBP: 0.317, SLG: 0.364	G6-3								F9	4 0 0 0 0 0 4										
10 Edwin Encarnación, R (1, 10) OBP: 0.233, SLG: 0.342	P2								SF8	2 0 0 1 0 0 0										
14 Justin Smoak, S (1, 3) OBP: 0.364, SLG: 0.278									G6-3	2 0 0 0 1 2 1										
30 Dioner Navarro, S (8, PH) OBP: 0.250, SLG: 0.250	K								G6-3	1 0 0 0 0 0 2										
23 Danny Valencia, R (9, 3) OBP: 0.333, SLG: 0.333										0 0 0 0 0 0 0										
55 Russell Martin, R (1, 2) OBP: 0.250, SLG: 0.042										1 1 0 0 2 1 1										
45 Dalton Pompey, S (1, 8) OBP: 0.220, SLG: 0.369	K								K	4 0 0 0 0 3 4										
11 Kevin Pillar, R (1, 7) OBP: 0.282, SLG: 0.436									F8	4 0 0 0 0 3 3										
29 Devon Travis, R (1, 4) OBP: 0.421, SLG: 0.657										4 1 2 1 0 1 0										
Inning Stats	R: 0 E: 0 K: 0 S: 8	H: 1 LOB: 0 BB: 0 P: 11	R: 0 E: 0 K: 2 S: 11	H: 0 LOB: 1 BB: 0 P: 19	R: 0 E: 0 K: 3 S: 13	H: 1 LOB: 0 BB: 0 P: 18	R: 0 E: 0 K: 1 S: 6	H: 0 LOB: 1 BB: 1 P: 13	R: 0 E: 0 K: 1 S: 9	H: 0 LOB: 0 BB: 0 P: 15	R: 0 E: 0 K: 3 S: 13	H: 0 LOB: 2 BB: 1 P: 21	R: 1 E: 0 K: 0 S: 10	H: 1 LOB: 2 BB: 1 P: 19	R: 0 E: 0 K: 1 S: 14	H: 1 LOB: 1 BB: 1 P: 24	1B: 3 2B: 1 3B: 0 HR: 0	SF: 1 SAC: 0 DP: 1 HBP: 3	WP: 0 PB: 0 SB: 0 CS: 0	PA: 37
PITCHER	IP WLS BF H R ER SO BB IBB HBP BLK WP HR S P ERA WHIP											IP WLS BF H R ER SO BB IBB HBP BLK WP HR S P ERA WHIP								
22 Chris Archer, R (1, 1) ERA: 1.37	7.0 W 26 2 0 0 11 2 0 2 0 0 0 0 5 13 0.00 0.571																			
54 Steve Geltz, R (8, 1) ERA: 3.19	0.0 3 1 1 1 0 1 0 1 0 0 0 5 13 0.00 0.571																			
40 Kevin Jepsen, R (8, 1) ERA: 3.19	1.0 H 3 0 0 0 0 0 0 0 0 0 0 5 6 0.00 0.000																			
26 Brad Boxberger, R (9, 1) ERA: 3.38	1.0 S 5 1 1 1 1 1 0 0 0 0 0 0 14 24 9.00 2.000																			

AB	33
R	4
H	8
RBI	4
BB	3
SO	8
LOB	17



Batter	1	2	3	4	5	6	7	8	9	AB	R	H	RBI	BB	SO	LOB	TOP							
22 Jacoby Ellsbury, L (1, 8) OBP: 0.356, SLG: 0.282										4	0	0	0	1	1	1	New York Yankees @ Tampa Bay Rays Tropicana Field, St. Petersburg, FL Fri Apr 17 2015, 7:12 PM - 10:23 PM EDT Att: 15,752 - Dome - 72 F							
12 Chase Headley, S (1, 5) OBP: 0.282, SLG: 0.359										4	0	0	0	0	3	1								
36 Carlos Beltrán, S (1, 9) OBP: 0.239, SLG: 0.289										3	0	1	0	1	1	0								
11 Brett Gardner, L (8, PR) OBP: 0.393, SLG: 0.435										0	1	0	0	0	0	0								
25 Mark Teixeira, S (1, 3) OBP: 0.350, SLG: 0.594										3	0	0	0	1	0	1								
34 Brian McCann, L (1, 2) OBP: 0.242, SLG: 0.321										3	1	0	0	1	1	3								
13 Alex Rodriguez, R (1, 10) OBP: 0.235, SLG: 0.467										4	2	3	4	0	0	0								
14 Stephen Drew, L (1, 4) OBP: 0.235, SLG: 0.467										3	1	1	1	1	1	1								
24 Chris Young, R (1, 7) OBP: 0.370, SLG: 0.667										2	0	0	0	1	1	0								
18 Didi Gregorius, L (1, 6) OBP: 0.194, SLG: 0.152										4	0	0	0	0	1	2								
Inning Stats	R: 0 H: 0 E: 0 K: 2 S: 14	H: 0 LOB: 2 BB: 2 P: 26	R: 1 H: 1 E: 0 K: 0 S: 12	H: 1 LOB: 1 BB: 1 P: 19	R: 0 H: 0 E: 0 K: 2 S: 8	H: 0 LOB: 0 BB: 0 P: 11	R: 1 H: 1 E: 0 K: 2 S: 19	H: 1 LOB: 1 BB: 1 P: 30	R: 0 H: 0 E: 0 K: 1 S: 15	H: 0 LOB: 0 BB: 1 P: 20	R: 2 H: 1 E: 0 K: 1 S: 14	H: 1 LOB: 0 BB: 0 P: 23	R: 0 H: 0 E: 0 K: 0 S: 8	H: 0 LOB: 1 BB: 1 P: 15	R: 1 H: 2 E: 0 K: 0 S: 14	H: 2 LOB: 1 BB: 0 P: 24	R: 0 H: 0 E: 0 K: 1 S: 9	H: 0 LOB: 0 BB: 0 P: 16	1B: 2 2B: 0 3B: 0 HR: 3	SF: 0 SAC: 1 DP: 1 HBP: 0	WP: 0 PB: 0 SB: 1 CS: 0	PA: 37		
PITCHER	IP WLS BF H R ER SO BB IBB HBP BLK WP HR S P ERA WHIP	IP WLS BF H R ER SO BB IBB HBP BLK WP HR S P ERA WHIP	IP WLS BF H R ER SO BB IBB HBP BLK WP HR S P ERA WHIP	IP WLS BF H R ER SO BB IBB HBP BLK WP HR S P ERA WHIP	IP WLS BF H R ER SO BB IBB HBP BLK WP HR S P ERA WHIP	IP WLS BF H R ER SO BB IBB HBP BLK WP HR S P ERA WHIP	IP WLS BF H R ER SO BB IBB HBP BLK WP HR S P ERA WHIP	IP WLS BF H R ER SO BB IBB HBP BLK WP HR S P ERA WHIP	IP WLS BF H R ER SO BB IBB HBP BLK WP HR S P ERA WHIP	IP WLS BF H R ER SO BB IBB HBP BLK WP HR S P ERA WHIP	IP WLS BF H R ER SO BB IBB HBP BLK WP HR S P ERA WHIP	IP WLS BF H R ER SO BB IBB HBP BLK WP HR S P ERA WHIP	IP WLS BF H R ER SO BB IBB HBP BLK WP HR S P ERA WHIP	IP WLS BF H R ER SO BB IBB HBP BLK WP HR S P ERA WHIP	IP WLS BF H R ER SO BB IBB HBP BLK WP HR S P ERA WHIP	IP WLS BF H R ER SO BB IBB HBP BLK WP HR S P ERA WHIP	IP WLS BF H R ER SO BB IBB HBP BLK WP HR S P ERA WHIP	IP WLS BF H R ER SO BB IBB HBP BLK WP HR S P ERA WHIP	IP WLS BF H R ER SO BB IBB HBP BLK WP HR S P ERA WHIP	IP WLS BF H R ER SO BB IBB HBP BLK WP HR S P ERA WHIP	IP WLS BF H R ER SO BB IBB HBP BLK WP HR S P ERA WHIP	IP WLS BF H R ER SO BB IBB HBP BLK WP HR S P ERA WHIP	IP WLS BF H R ER SO BB IBB HBP BLK WP HR S P ERA WHIP	IP WLS BF H R ER SO BB IBB HBP BLK WP HR S P ERA WHIP

AB	30
R	5
H	5
RBI	5
BB	6
SO	9
LOB	9



Batter	1	2	3	4	5	6	7	8	9	AB	R	H	RBI	BB	SO	LOB	BOTTOM							
39 Kevin Kiermaier, L (1, 8) OBP: 0.342, SLG: 0.667										4	0	0	0	0	1	1	New York Yankees @ Tampa Bay Rays Tropicana Field, St. Petersburg, FL Fri Apr 17 2015, 7:12 PM - 10:23 PM EDT Att: 15,752 - Dome - 72 F							
5 Brandon Guyer, R (9, PH) OBP: 0.391, SLG: 0.333										1	0	0	0	0	1	1								
20 Steven Souza Jr., R (1, 9) OBP: 0.381, SLG: 0.412										4	0	2	0	0	1	0								
13 Asdrúbal Cabrera, S (1, 6) OBP: 0.229, SLG: 0.261										4	0	1	0	0	1	1								
3 Evan Longoria, R (1, 10) OBP: 0.409, SLG: 0.441										3	1	1	0	1	1	2								
8 Desmond Jennings, R (1, 7) OBP: 0.333, SLG: 0.216										3	1	0	0	1	1	1								
31 Allan Dykstra, L (1, 3) OBP: 0.348, SLG: 0.294										3	1	1	3	0	0	0								
44 René Rivera, R (8, PH) OBP: 0.162, SLG: 0.171										1	0	0	0	0	0	0								
11 Logan Forsythe, R (1, 5) OBP: 0.381, SLG: 0.541										4	1	3	1	0	0	0								
1 Tim Beckham, R (1, 4) OBP: 0.276, SLG: 0.556										4	0	0	0	0	2	2								
46 Bobby Wilson, R (1, 2) OBP: 0.357, SLG: 0.250										3	0	0	0	1	1	1								
Inning Stats	R: 0 H: 2 E: 0 K: 0 S: 10	H: 1 LOB: 1 BB: 0 P: 15	R: 0 H: 1 E: 0 K: 1 S: 13	H: 1 LOB: 0 BB: 0 P: 21	R: 0 H: 0 E: 0 K: 0 S: 7	H: 0 LOB: 0 BB: 0 P: 10	R: 4 H: 3 E: 0 K: 1 S: 19	H: 3 LOB: 2 BB: 2 P: 34	R: 0 H: 0 E: 0 K: 2 S: 18	H: 0 LOB: 0 BB: 1 P: 28	R: 0 H: 0 E: 0 K: 0 S: 6	H: 0 LOB: 0 BB: 0 P: 8	R: 0 H: 1 E: 0 K: 1 S: 13	H: 1 LOB: 1 BB: 0 P: 19	R: 0 H: 0 E: 0 K: 1 S: 6	H: 0 LOB: 0 BB: 0 P: 10	R: 0 H: 1 E: 0 K: 3 S: 14	H: 1 LOB: 1 BB: 0 P: 20	1B: 6 2B: 0 3B: 0 HR: 2	SF: 0 SAC: 0 DP: 1 HBP: 0	WP: 0 PB: 0 SB: 1 CS: 0	PA: 37		
PITCHER	IP WLS BF H R ER SO BB IBB HBP BLK WP HR S P ERA WHIP	IP WLS BF H R ER SO BB IBB HBP BLK WP HR S P ERA WHIP	IP WLS BF H R ER SO BB IBB HBP BLK WP HR S P ERA WHIP	IP WLS BF H R ER SO BB IBB HBP BLK WP HR S P ERA WHIP	IP WLS BF H R ER SO BB IBB HBP BLK WP HR S P ERA WHIP	IP WLS BF H R ER SO BB IBB HBP BLK WP HR S P ERA WHIP	IP WLS BF H R ER SO BB IBB HBP BLK WP HR S P ERA WHIP	IP WLS BF H R ER SO BB IBB HBP BLK WP HR S P ERA WHIP	IP WLS BF H R ER SO BB IBB HBP BLK WP HR S P ERA WHIP	IP WLS BF H R ER SO BB IBB HBP BLK WP HR S P ERA WHIP	IP WLS BF H R ER SO BB IBB HBP BLK WP HR S P ERA WHIP	IP WLS BF H R ER SO BB IBB HBP BLK WP HR S P ERA WHIP	IP WLS BF H R ER SO BB IBB HBP BLK WP HR S P ERA WHIP	IP WLS BF H R ER SO BB IBB HBP BLK WP HR S P ERA WHIP	IP WLS BF H R ER SO BB IBB HBP BLK WP HR S P ERA WHIP	IP WLS BF H R ER SO BB IBB HBP BLK WP HR S P ERA WHIP	IP WLS BF H R ER SO BB IBB HBP BLK WP HR S P ERA WHIP	IP WLS BF H R ER SO BB IBB HBP BLK WP HR S P ERA WHIP	IP WLS BF H R ER SO BB IBB HBP BLK WP HR S P ERA WHIP	IP WLS BF H R ER SO BB IBB HBP BLK WP HR S P ERA WHIP	IP WLS BF H R ER SO BB IBB HBP BLK WP HR S P ERA WHIP	IP WLS BF H R ER SO BB IBB HBP BLK WP HR S P ERA WHIP	IP WLS BF H R ER SO BB IBB HBP BLK WP HR S P ERA WHIP	IP WLS BF H R ER SO BB IBB HBP BLK WP HR S P ERA WHIP


AB	34
R	4
H	8
RBI	4
BB	3
SO	9
LOB	9



Batter	1	2	3	4	5	6	7	8	9	AB	R	H	RBI	BB	SO	LOB	TOP										
22 Jacoby Ellsbury, L OBP: 0.360, SLG: 0.295 66 John Ryan Murphy, R OBP: 0.417, SLG: 0.500										5	1	2	0	0	1	0	New York Yankees @ Tampa Bay Rays Tropicana Field, St. Petersburg, FL Sat Apr 18 2015, 7:11 PM - 10:18 PM EDT Att: 20,824 - Dome - 72 F										
11 Brett Gardner, L OBP: 0.424, SLG: 0.444										4	2	2	1	1	1	1											
13 Alex Rodriguez, R OBP: 0.429, SLG: 0.714										3	2	0	0	2	3	1											
25 Mark Teixeira, S OBP: 0.318, SLG: 0.543 33 Garrett Jones, L OBP: 0.200, SLG: 0.214										3	0	0	1	0	1	3											
34 Brian McCann, L OBP: 0.316, SLG: 0.438										4	1	3	2	0	1	0											
24 Chris Young, R OBP: 0.344, SLG: 0.690										5	1	1	4	0	1	3											
12 Chase Headley, S OBP: 0.283, SLG: 0.357										3	1	1	0	1	2	1											
14 Stephen Drew, L OBP: 0.263, SLG: 0.485										3	1	1	0	1	0	1											
31 Gregorio Petit, R OBP: 0.188, SLG: 0.143										3	0	0	1	0	1	2											
Inning Stats	R: 0 H: 1 E: 0 K: 2 S: 11	H: 1 LOB: 1 BB: 0 P: 17	R: 0 H: 0 E: 0 K: 1 S: 9	H: 1 LOB: 1 BB: 0 P: 11	R: 0 H: 0 E: 0 K: 2 S: 10	H: 1 LOB: 0 BB: 0 P: 15	R: 0 H: 1 E: 0 K: 1 S: 7	H: 0 LOB: 0 BB: 0 P: 11	R: 2 H: 1 E: 0 K: 2 S: 14	H: 1 LOB: 2 BB: 3 P: 27	R: 7 H: 5 E: 0 K: 0 S: 27	H: 5 LOB: 2 BB: 3 P: 55	R: 0 H: 1 E: 0 K: 1 S: 6	H: 1 LOB: 0 BB: 0 P: 6	R: 0 H: 0 E: 0 K: 1 S: 12	H: 0 LOB: 0 BB: 0 P: 17		1B: 7 2B: 1 3B: 1 HR: 1	SF: 2 SAC: 0 DP: 1 HBP: 1	WP: 1 PB: 0 SB: 2 CS: 0	PA: 42						
PITCHER	IP	WLS	BF	H	R	ER	SO	BB	IBB	HBP	BLK	WP	HR	S	P	ERA	WHIP										
23 Jake Odorizzi, R ERA: 1.74	6.0	L	25	5	3	3	9	2	0	0	0	0	0	64	102	4.50	1.167										
34 C.J. Riefenhauser, L ERA: 20.25	0.1		4	3	1	1	0	0	0	0	0	0	0	11	16	27.00	9.000										
50 Grant Balfour, R ERA: 6.23	0.2		7	1	5	5	0	3	0	1	0	1	1	12	33	67.50	6.000										
52 José Domínguez, R ERA:	2.0		6	1	0	0	2	0	0	0	0	0	0	18	23	0.00	0.500										

Batter	1	2	3	4	5	6	7	8	9	AB	R	H	RBI	BB	SO	LOB	BOTTOM										
7 David DeJesus, L OBP: 0.458, SLG: 0.636										4	0	2	0	0	2	1	New York Yankees @ Tampa Bay Rays Tropicana Field, St. Petersburg, FL Sat Apr 18 2015, 7:11 PM - 10:18 PM EDT Att: 20,824 - Dome - 72 F										
20 Steven Souza Jr., R OBP: 0.348, SLG: 0.425										4	0	0	0	0	1	3											
13 Asdrúbal Cabrera, S OBP: 0.220, SLG: 0.250 1 Tim Beckham, R OBP: 0.290, SLG: 0.536										2	0	0	0	0	1	1											
3 Evan Longoria, R OBP: 0.391, SLG: 0.417 29 Ryan Brett, R										2	0	0	0	0	0	1											
8 Desmond Jennings, R OBP: 0.306, SLG: 0.195										4	0	0	0	0	0	3											
31 Allan Dykstra, L OBP: 0.308, SLG: 0.250										3	0	0	0	0	3	0											
11 Logan Forsythe, R OBP: 0.356, SLG: 0.500										3	0	0	0	0	1	0											
5 Brandon Guyer, R OBP: 0.385, SLG: 0.381										3	0	1	0	0	0	0											
44 René Rivera, R OBP: 0.150, SLG: 0.158										3	0	0	0	0	2	1											
Inning Stats	R: 0 H: 1 E: 0 K: 0 S: 8	H: 0 LOB: 0 BB: 0 P: 10	R: 0 H: 0 E: 0 K: 1 S: 9	H: 0 LOB: 0 BB: 0 P: 13	R: 0 H: 0 E: 0 K: 2 S: 8	H: 0 LOB: 0 BB: 0 P: 11	R: 0 H: 1 E: 0 K: 2 S: 13	H: 0 LOB: 0 BB: 0 P: 16	R: 0 H: 0 E: 0 K: 1 S: 7	H: 0 LOB: 0 BB: 0 P: 14	R: 0 H: 0 E: 0 K: 1 S: 7	H: 0 LOB: 0 BB: 0 P: 10	R: 0 H: 1 E: 0 K: 1 S: 19	H: 1 LOB: 3 BB: 2 P: 34	1B: 2 2B: 1 3B: 0 HR: 0	SF: 0 SAC: 0 DP: 0 HBP: 0		WP: 0 PB: 0 SB: 0 CS: 0	PA: 32								
PITCHER	IP	WLS	BF	H	R	ER	SO	BB	IBB	HBP	BLK	WP	HR	S	P	ERA	WHIP										
19 Masahiro Tanaka, R ERA: 3.94	7.0	W	23	2	0	0	8	0	0	0	0	0	0	7	10	0.00	0.286										
29 David Carpenter, R ERA: 4.05	1.0		3	0	0	0	1	0	0	0	0	0	0	7	10	0.00	0.000										
40 Branden Pinder, R ERA:	1.0		6	1	0	0	1	2	0	0	1	0	0	19	34	0.00	3.000										

AB	34
R	9
H	10
RBI	9
BB	5
SO	11
LOB	12



Batter	1	2	3	4	5	6	7	8	9	AB	R	H	RBI	BB	SO	LOB	TOP					
50 Mookie Betts, R OBP: 0.282, SLG: 0.345	F8		FC1-4 BB				P5		F7	4	0	1	0	1	0	1						
15 Dustin Pedroia, R OBP: 0.339, SLG: 0.481	G5-3		FC1-4				G5-3			4	0	0	0	0	1	3						
34 David Ortiz, L OBP: 0.333, SLG: 0.364	L7		G3						BB	3	0	0	0	1	1	3						
13 Hanley Ramirez, R OBP: 0.282, SLG: 0.558		1B					K		L8	4	0	2	0	0	1	1						
Pablo Sandoval, S OBP: 0.375, SLG: 0.306		K					29 1B		F7	4	0	1	0	0	2	3						
29 Daniel Nava, S OBP: 0.292, SLG: 0.280		K					1B		P5	4	0	1	0	0	2	3						
18 Shane Victorino, S OBP: 0.293, SLG: 0.176	P4		K				K			4	0	1	0	0	2	4						
26 Brock Holt, L OBP: 0.433, SLG: 0.483			L6				G4-3		F7	3	0	0	0	0	2							
10 Ryan Hanigan, R OBP: 0.410, SLG: 0.310			50 15 E 1B				50 1B		K	4	1	2	0	0	2	1						
Inning Stats	R: 0 E: 0 K: 10 S: 10	H: 0 LOB: 0 BB: 0 P: 13	R: 0 E: 0 K: 2 S: 14	H: 1 LOB: 1 BB: 0 P: 21	R: 1 E: 1 K: 0 S: 14	H: 1 LOB: 1 BB: 1 P: 25	R: 0 E: 0 K: 3 S: 12	H: 1 LOB: 1 BB: 0 P: 15	R: 0 E: 0 K: 2 S: 14	H: 2 LOB: 2 BB: 0 P: 19	R: 0 E: 0 K: 2 S: 11	H: 2 LOB: 2 BB: 0 P: 18	R: 0 E: 0 K: 1 S: 7	H: 0 LOB: 0 BB: 0 P: 8	R: 0 E: 0 K: 0 S: 8	H: 0 LOB: 1 BB: 1 P: 15	R: 0 E: 0 K: 1 S: 12	H: 1 LOB: 1 BB: 0 P: 17	1B: 7 2B: 1 3B: 0 HR: 0	SF: 0 SAC: 1 DP: 0 HBP: 0	WP: 1 PB: 0 SB: 1 CS: 0	PA: 37
PITCHER	IP	WLS	BF	H	R	ER	SO	BB	IBB	HBP	BLK	WP	HR	S	P	ERA	WHIP					
22 Chris Archer, R ERA: 1.07	5.2	L	25	7	1	0	9	1	0	0	0	1	0	72	106	0.00	1.412					
47 Brandon Gomes, R ERA:	1.1		4	0	0	0	1	0	0	0	0	0	0	10	13	0.00	0.000					
43 Ernesto Frieri, R ERA: 5.87	1.0		4	0	0	0	1	0	0	0	0	0	0	8	15	0.00	1.000					
52 José Domínguez, R ERA:	1.0		4	1	0	0	1	0	0	0	0	0	0	12	17	0.00	1.000					

Boston Red Sox @ Tampa Bay Rays
Tropicana Field, St. Petersburg, FL
Tue Apr 21 2015, 7:09 PM - 9:57 PM EDT
Att: 14,307 - Dome - 72 F

AB	34
R	1
H	8
RBI	0
BB	2
SO	11
LOB	21



Batter	1	2	3	4	5	6	7	8	9	AB	R	H	RBI	BB	SO	LOB	BOTTOM					
5 Brandon Guyer, R OBP: 0.353, SLG: 0.321	G4-3		G5-3						G4-3	4	0	1	0	0	0	1						
52 José Domínguez, R										0	0	0	0	0	0	0						
20 Steven Souza Jr., R OBP: 0.364, SLG: 0.560	L5								K	3	0	0	0	1	1	1						
11 Logan Forsythe, R OBP: 0.353, SLG: 0.467										3	0	1	0	1	1	1						
3 Evan Longoria, R OBP: 0.352, SLG: 0.349										3	0	0	0	1	1	2						
8 Desmond Jennings, R OBP: 0.298, SLG: 0.188										4	0	0	0	0	0	4						
1 Tim Beckham, R OBP: 0.306, SLG: 0.500										2	0	0	0	1	0	0						
44 René Rivera, R OBP: 0.170, SLG: 0.178										3	0	1	0	0	1	1						
29 Ryan Brett, R OBP: 0.750, SLG: 1.000										1	0	1	0	0	0	0						
31 Allan Dykstra, L OBP: 0.258, SLG: 0.200										1	0	0	0	0	0	1						
13 Adrúbal Cabrera, S OBP: 0.219, SLG: 0.245										1	0	0	0	0	0	0						
46 Bobby Wilson, R OBP: 0.313, SLG: 0.214										2	0	0	0	0	1	1						
7 David DeJesus, L OBP: 0.464, SLG: 0.600										1	0	0	0	0	0	0						
Inning Stats	R: 0 E: 0 K: 1 S: 9	H: 0 LOB: 0 BB: 0 P: 11	R: 0 E: 0 K: 0 S: 10	H: 0 LOB: 1 BB: 1 P: 18	R: 0 E: 0 K: 1 S: 9	H: 1 LOB: 0 BB: 0 P: 13	R: 0 E: 0 K: 1 S: 9	H: 0 LOB: 1 BB: 1 P: 16	R: 0 E: 0 K: 0 S: 6	H: 1 LOB: 0 BB: 0 P: 10	R: 0 E: 0 K: 0 S: 12	H: 1 LOB: 3 BB: 2 P: 24	R: 0 E: 0 K: 1 S: 6	H: 0 LOB: 0 BB: 0 P: 8	R: 0 E: 0 K: 1 S: 5	H: 0 LOB: 0 BB: 0 P: 6	R: 0 E: 0 K: 0 S: 7	H: 1 LOB: 0 BB: 0 P: 11	1B: 4 2B: 0 3B: 0 HR: 0	SF: 0 SAC: 0 DP: 2 HBP: 0	WP: 0 PB: 0 SB: 0 CS: 0	PA: 32
PITCHER	IP	WLS	BF	H	R	ER	SO	BB	IBB	HBP	BLK	WP	HR	S	P	ERA	WHIP					
20 Wade Miley, L ERA: 6.08	5.2	W	22	3	0	0	3	4	0	0	0	0	0	8	10	0.00	1.235					
41 Alexi Ogando, R ERA: 4.5	1.0	H	3	0	0	0	1	0	0	0	0	0	0	1	2	0.00	0.000					
28 Robbie Ross Jr., L ERA: 5.4	0.1	H	1	0	0	0	0	0	0	0	0	0	0	1	2	0.00	0.000					
36 Junichi Tazawa, R ERA:	1.0	H	3	0	0	0	1	0	0	0	0	0	0	5	6	0.00	0.000					
19 Koji Uehara, R ERA:	1.0	S	3	1	0	0	0	0	0	0	0	0	0	7	11	0.00	1.000					

Boston Red Sox @ Tampa Bay Rays
Tropicana Field, St. Petersburg, FL
Tue Apr 21 2015, 7:09 PM - 9:57 PM EDT
Att: 14,307 - Dome - 72 F

AB	28
R	0
H	4
RBI	0
BB	4
SO	5
LOB	12



Batter	1	2	3	4	5	6	7	8	9	AB	R	H	RBI	BB	SO	LOB	TOP					
50 Mookie Betts, R OBP: 0.273, SLG: 0.339	G5-3		15 HR BB	G6-3		15 F9-3 1B			P4	4	1	1	1	0	1							
15 Dustin Pedroia, R OBP: 0.343, SLG: 0.525	F9		HR		L8	F9-3			1B	5	1	2	2	0	0	1						
34 David Ortiz, L OBP: 0.339, SLG: 0.417			G4-3		HR				F7	4	1	1	1	1	1	1						
13 Hanley Ramirez, R OBP: 0.333, SLG: 0.536	L8		12 1B BB		12 2B 1B				G4-3	4	1	1	0	1	1	2						
12 Mike Napoli, R OBP: 0.316, SLG: 0.234		FC6-4 BB			2B					3	0	2	1	1	1	0						
Pablo Sandoval, S OBP: 0.301, SLG: 0.283	FC6-4		G4-3		G4-3				K	4	0	0	0	0	1	4						
18 Shane Victorino, S OBP: 0.302, SLG: 0.171					F7				E5	1	0	0	0	0	1	1						
5 Allen Craig, R OBP: 0.250, SLG: 0.118					50 HR HBP					2	0	0	0	0	0	2						
2 Xander Bogaerts, R OBP: 0.368, SLG: 0.353					F9				K	4	0	0	0	0	3	3						
10 Ryan Hanigan, R OBP: 0.395, SLG: 0.333			G5-3		F9				G4-3	4	1	1	0	0	0	2						
						50 WP 1B																
Inning Stats	R: 0 E: 0 K: 0 S: 10	H: 0 LOB: 1 BB: 1 P: 16	R: 0 E: 0 K: 2 S: 12	H: 0 LOB: 1 BB: 2 P: 20	R: 3 E: 0 K: 0 S: 14	H: 2 LOB: 1 BB: 2 P: 28	R: 0 E: 0 K: 0 S: 8	H: 0 LOB: 1 BB: 0 P: 9	R: 1 E: 0 K: 0 S: 12	H: 3 LOB: 2 BB: 0 P: 18	R: 1 E: 0 K: 1 S: 10	H: 2 LOB: 0 BB: 0 P: 17	R: 0 E: 0 K: 3 S: 18	H: 0 LOB: 0 BB: 23	R: 0 E: 1 K: 2 S: 15	H: 0 LOB: 1 BB: 21	R: 0 E: 0 K: 0 S: 8	H: 1 LOB: 1 BB: 0 P: 14	1B: 4 2B: 3 3B: 0 HR: 2	SF: 0 SAC: 0 DP: 1 HBP: 1	WP: 1 PB: 0 SB: 1 CS: 0	PA: 40
PITCHER	IP WLS BF H R ER SO BB IBB HBP BLK WP HR S P ERA WHIP	IP WLS BF H R ER SO BB IBB HBP BLK WP HR S P ERA WHIP	IP WLS BF H R ER SO BB IBB HBP BLK WP HR S P ERA WHIP	IP WLS BF H R ER SO BB IBB HBP BLK WP HR S P ERA WHIP	IP WLS BF H R ER SO BB IBB HBP BLK WP HR S P ERA WHIP	IP WLS BF H R ER SO BB IBB HBP BLK WP HR S P ERA WHIP	IP WLS BF H R ER SO BB IBB HBP BLK WP HR S P ERA WHIP	IP WLS BF H R ER SO BB IBB HBP BLK WP HR S P ERA WHIP	IP WLS BF H R ER SO BB IBB HBP BLK WP HR S P ERA WHIP	IP WLS BF H R ER SO BB IBB HBP BLK WP HR S P ERA WHIP	IP WLS BF H R ER SO BB IBB HBP BLK WP HR S P ERA WHIP	IP WLS BF H R ER SO BB IBB HBP BLK WP HR S P ERA WHIP	IP WLS BF H R ER SO BB IBB HBP BLK WP HR S P ERA WHIP	IP WLS BF H R ER SO BB IBB HBP BLK WP HR S P ERA WHIP	IP WLS BF H R ER SO BB IBB HBP BLK WP HR S P ERA WHIP	IP WLS BF H R ER SO BB IBB HBP BLK WP HR S P ERA WHIP	IP WLS BF H R ER SO BB IBB HBP BLK WP HR S P ERA WHIP					
51 Nate Karns, R ERA: 5.32	6.0	W 3	0	0	0	3	0	0	0	0	0	18	23	0.00	0.000							
26 Brad Boxberger, R ERA: 2.94	7.1	W 3	0	0	0	3	0	0	0	0	0	15	21	0.00	0.000							
40 Kevin Jepsen, R ERA: 1.29	1.0	S 4	1	0	0	0	0	0	0	0	0	8	14	0.00	1.000							
54 Steve Geltz, R ERA: 3.0																						

Boston Red Sox @ Tampa Bay Rays
Tropicana Field, St. Petersburg, FL
Wed Apr 22 2015, 7:11 PM - 10:20 PM EDT
Att: 12,733 - Dome - 72 F

AB 35
R 5
H 8
RBI 5
BB 4
SO 8
LOB 17



Batter	1	2	3	4	5	6	7	8	9	AB	R	H	RBI	BB	SO	LOB	BOTTOM			
7 David DeJesus, L OBP: 0.452, SLG: 0.556	K									2	0	0	0	0	2	0				
1 Tim Beckham, R OBP: 0.289, SLG: 0.471										2	0	0	0	0	2	2				
20 Steven Souza Jr., R OBP: 0.373, SLG: 0.577										4	1	2	1	0	1	3				
46 Bobby Wilson, R OBP: 0.313, SLG: 0.214										0	0	0	0	0	0	0				
13 Asdrubal Cabrera, S OBP: 0.237, SLG: 0.263										4	2	2	0	0	1	1				
3 Evan Longoria, R OBP: 0.362, SLG: 0.362										4	1	2	0	0	1	0				
8 Desmond Jennings, R OBP: 0.311, SLG: 0.212										4	1	2	0	0	0	1				
31 Allan Dykstra, L OBP: 0.265, SLG: 0.214										3	0	1	1	0	1	1				
10 Jake Elmore, R OBP: 1.000, SLG: 4.000										1	2	1	1	0	0	0				
11 Logan Forsythe, R OBP: 0.382, SLG: 0.468										2	0	1	1	2	0	1				
39 Kevin Kiermaier, L OBP: 0.317, SLG: 0.615										2	0	0	0	0	1	1				
5 Brandon Guyer, R OBP: 0.389, SLG: 0.345										1	0	1	2	1	0	0				
44 René Rivera, R OBP: 0.157, SLG: 0.163										4	0	0	0	0	1	3				
Inning Stats	R: 1 E: 0 K: 3 S: 11	H: 1 LOB: 0 BB: 0 P: 14	R: 0 E: 0 K: 1 S: 8	H: 1 LOB: 0 BB: 0 P: 12	R: 0 E: 0 K: 1 S: 10	H: 1 LOB: 1 BB: 0 P: 16	R: 0 E: 0 K: 0 S: 9	H: 1 LOB: 1 BB: 0 P: 15	R: 0 E: 0 K: 2 S: 8	H: 0 LOB: 0 BB: 0 P: 11	R: 4 E: 0 K: 2 S: 15	H: 5 LOB: 2 BB: 1 P: 27	R: 2 E: 0 K: 0 S: 14	H: 3 LOB: 0 BB: 1 P: 24	R: 0 E: 0 K: 1 S: 7	H: 0 LOB: 0 BB: 1 P: 15	1B: 9 2B: 2 3B: 0 HR: 2	SF: 0 SAC: 0 DP: 2 HBP: 1	WP: 0 PB: 0 SB: 0 CS: 1	PA: 38
PITCHER	IP WLS BF H R ER SO BB IBB HBP BLK WP HR S P ERA WHIP	IP WLS BF H R ER SO BB IBB HBP BLK WP HR S P ERA WHIP	IP WLS BF H R ER SO BB IBB HBP BLK WP HR S P ERA WHIP	IP WLS BF H R ER SO BB IBB HBP BLK WP HR S P ERA WHIP	IP WLS BF H R ER SO BB IBB HBP BLK WP HR S P ERA WHIP	IP WLS BF H R ER SO BB IBB HBP BLK WP HR S P ERA WHIP	IP WLS BF H R ER SO BB IBB HBP BLK WP HR S P ERA WHIP	IP WLS BF H R ER SO BB IBB HBP BLK WP HR S P ERA WHIP	IP WLS BF H R ER SO BB IBB HBP BLK WP HR S P ERA WHIP	IP WLS BF H R ER SO BB IBB HBP BLK WP HR S P ERA WHIP	IP WLS BF H R ER SO BB IBB HBP BLK WP HR S P ERA WHIP	IP WLS BF H R ER SO BB IBB HBP BLK WP HR S P ERA WHIP	IP WLS BF H R ER SO BB IBB HBP BLK WP HR S P ERA WHIP	IP WLS BF H R ER SO BB IBB HBP BLK WP HR S P ERA WHIP	IP WLS BF H R ER SO BB IBB HBP BLK WP HR S P ERA WHIP	IP WLS BF H R ER SO BB IBB HBP BLK WP HR S P ERA WHIP	IP WLS BF H R ER SO BB IBB HBP BLK WP HR S P ERA WHIP			
56 Joe Kelly, R ERA: 4.08	5.0	B 3	1	0	0	1	0	0	0	0	0	8	9	0.00	1.500					
32 Craig Breslow, L ERA: 4.7	1.0	L 6	3	2	2	1	1	0	0	0	1	17	27	18.00	4.000					
46 Anthony Varvaro, R ERA: 1.17	1.1	3	0	0	0	1	1	0	0	0	0	7	16	0.00	0.750					

Boston Red Sox @ Tampa Bay Rays
Tropicana Field, St. Petersburg, FL
Wed Apr 22 2015, 7:11 PM - 10:20 PM EDT
Att: 12,733 - Dome - 72 F

AB 33
R 7
H 12
RBI 6
BB 3
SO 10
LOB 13



Batter	1	2	3	4	5	6	7	8	9	AB	R	H	RBI	BB	SO	LOB	TOP										
50 Mookie Betts, R OBP: 0.271, SLG: 0.323	G4-3		BB		L8			F8		3	0	0	0	1	0	2											
15 Dustin Pedroia, R OBP: 0.324, SLG: 0.492	K		G6-3			F8		G6-3		4	0	0	0	0	1	1											
34 David Ortiz, L OBP: 0.317, SLG: 0.385	G4-3				K		F8	E3		4	0	0	0	0	1	0											
Pablo Sandoval, S OBP: 0.344, SLG: 0.298		2B			G3		F7	G6-3		4	1	1	0	0	0	1											
12 Mike Napoli, R OBP: 0.295, SLG: 0.216	G6-3				G6-3		F7		F9	4	0	0	0	0	0	1											
29 Daniel Nava, S OBP: 0.258, SLG: 0.250	SF8				K		F8		K	3	0	0	1	0	2	0											
5 Allen Craig, R OBP: 0.250, SLG: 0.143	P3				F8		1B		P4	4	0	1	0	0	0	0											
2 Xander Bogaerts, R OBP: 0.383, SLG: 0.358			F8		1B		BB			2	0	1	0	1	0	0											
3 Sandy León, S OBP: 0.333, SLG: 0.200			G3-1				K			1	0	0	0	1	0	0											
13 Hanley Ramirez, R (7, PH) OBP: 0.328, SLG: 0.526										1	0	0	0	0	1	2											
10 Ryan Hanigan, R OBP: 0.395, SLG: 0.333					BB					0	0	0	0	0	0	0											
Inning Stats	R: 0 H: 0 E: 0 K: 1 S: 7	H: 0 LOB: 0 BB: 0 P: 11	R: 1 H: 1 E: 0 K: 0 S: 12	H: 1 LOB: 0 BB: 0 P: 17	R: 0 H: 0 E: 0 K: 0 S: 7	H: 0 LOB: 1 BB: 1 P: 17	R: 0 H: 0 E: 0 K: 1 S: 11	H: 0 LOB: 0 BB: 0 P: 17	R: 0 H: 1 E: 0 K: 1 S: 9	H: 2 LOB: 0 BB: 1 P: 14	R: 0 H: 0 E: 0 K: 0 S: 5	H: 0 LOB: 0 BB: 0 P: 6	R: 0 H: 1 E: 0 K: 1 S: 9	H: 2 LOB: 1 BB: 1 P: 17	R: 0 H: 0 E: 1 K: 0 S: 9	H: 0 LOB: 0 BB: 0 P: 13	R: 0 H: 0 E: 0 K: 1 S: 11	H: 0 LOB: 0 BB: 0 P: 13	1B: 2 2B: 1 3B: 0 HR: 0	SF: 1 SAC: 0 DP: 0 HBP: 0	WP: 0 PB: 0 SB: 1 CS: 0	PA: 34					
PITCHER	IP	WLS	BF	H	R	ER	SO	BB	IBB	HBP	BLK	WP	HR	S	P	ERA	WHIP										
23 Jake Odorizzi, R ERA: 1.65	6.2		26	3	1	1	3	3	0	0	0	0	0	57	93	1.35	0.900										
47 Brandon Gomes, R ERA:	0.1		1	0	0	0	1	0	0	0	0	0	0	3	6	0.00	0.000										
40 Kevin Jepsen, R ERA: 1.13	1.0		4	0	0	0	0	0	0	0	0	0	0	9	13	0.00	0.000										
26 Brad Boxberger, R ERA: 2.45	1.0	W	3	0	0	0	1	0	0	0	0	0	0	11	13	0.00	0.000										

Boston Red Sox @ Tampa Bay Rays
Tropicana Field, St. Petersburg, FL
Thu Apr 23 2015, 7:11 PM - 10:11 PM EDT
Att: 13,834 - Dome - 72 F

AB 30
R 1
H 3
RBI 1
BB 3
SO 5
LOB 7



Batter	1	2	3	4	5	6	7	8	9	AB	R	H	RBI	BB	SO	LOB	BOTTOM										
7 David DeJesus, L OBP: 0.429, SLG: 0.500	K		BB		G3		F7			3	0	0	0	1	1	1											
20 Steven Souza Jr., R OBP: 0.394, SLG: 0.636	G5-3		K		K			G6-3		4	0	0	0	0	2	1											
13 Asdrúbal Cabrera, S OBP: 0.294, SLG: 0.267	F8		K			BB		1B		3	0	1	0	1	1	1											
3 Evan Longoria, R OBP: 0.395, SLG: 0.373		2B	G4-3		K		F9			4	1	1	0	0	1	3											
8 Desmond Jennings, R OBP: 0.292, SLG: 0.196	G4-3				K		FC6-4		P6	4	0	0	0	0	1	3											
31 Allan Dykstra, L OBP: 0.289, SLG: 0.226					G3					3	0	1	0	0	1	1											
1 Tim Beckham, R (8, FR) OBP: 0.289, SLG: 0.471			HBP				K			0	1	0	0	0	0	0											
11 Logan Forsythe, R OBP: 0.390, SLG: 0.460									1B	3	0	1	1	1	0	1											
39 Kevin Kiermaier, L OBP: 0.311, SLG: 0.581									F9	4	0	1	0	0	2	3											
44 René Rivera, R OBP: 0.182, SLG: 0.173									1B	3	0	1	1	1	1	2											
Inning Stats	R: 0 H: 0 E: 0 K: 1 S: 7	H: 2 LOB: 2 BB: 0 P: 12	R: 1 H: 2 E: 0 K: 2 S: 13	H: 0 LOB: 0 BB: 0 P: 21	R: 0 H: 0 E: 0 K: 2 S: 15	H: 0 LOB: 1 BB: 1 P: 24	R: 0 H: 0 E: 0 K: 2 S: 9	H: 0 LOB: 0 BB: 1 P: 16	R: 0 H: 0 E: 0 K: 1 S: 7	H: 0 LOB: 0 BB: 0 P: 10	R: 0 H: 0 E: 0 K: 2 S: 11	H: 0 LOB: 1 BB: 1 P: 21	R: 0 H: 0 E: 0 K: 0 S: 7	H: 0 LOB: 1 BB: 1 P: 15	R: 0 H: 1 E: 0 K: 0 S: 9	H: 3 LOB: 2 BB: 0 P: 13	R: 1 H: 3 E: 0 K: 0 S: 11	H: 3 LOB: 2 BB: 0 P: 14	1B: 5 2B: 1 3B: 0 HR: 0	SF: 0 SAC: 0 DP: 0 HBP: 1	WP: 0 PB: 0 SB: 0 CS: 0	PA: 36					
PITCHER	IP	WLS	BF	H	R	ER	SO	BB	IBB	HBP	BLK	WP	HR	S	P	ERA	WHIP										
11 Clay Buchholz, R ERA: 4.84	6.0		24	2	1	1	10	3	0	1	0	0	0	62	104	1.50	0.833										
41 Alexi Ogando, R ERA: 3.95	1.0		4	0	0	0	0	1	0	0	0	0	0	7	15	0.00	1.000										
36 Junichi Tazawa, R ERA:	1.0		4	1	0	0	0	0	0	0	0	0	0	9	13	0.00	1.000										
46 Anthony Varvaro, R ERA: 2.25	0.1	L	4	3	1	1	0	0	0	0	0	0	0	11	14	27.00	9.000										

Boston Red Sox @ Tampa Bay Rays
Tropicana Field, St. Petersburg, FL
Thu Apr 23 2015, 7:11 PM - 10:11 PM EDT
Att: 13,834 - Dome - 72 F

AB 31
R 2
H 6
RBI 2
BB 4
SO 10
LOB 16



Batter	1	2	3	4	5	6	7	8	9	AB	R	H	RBI	BB	SO	LOB	TOP																				
7 José Reyes, S OBP: 0.267, SLG: 0.304	G1-3		G5-4-3 1B		F9			K		4	0	1	0	0	1	0	Toronto Blue Jays @ Tampa Bay Rays Tropicana Field, St. Petersburg, FL Sat Apr 25 2015, 6:10 PM - 8:41 PM EDT Att: 19,772 - Dome - 72 F																				
29 Devon Travis, R OBP: 0.439, SLG: 0.733	2B		1B			G6-3		K		4	1	2	0	0	1	0																					
20 Josh Donaldson, R OBP: 0.397, SLG: 0.606	1B		G5-4-3			1B		K		4	0	2	1	0	1	2																					
10 Edwin Encarnación, R OBP: 0.250, SLG: 0.382	P3		K			1B		K		4	0	0	0	0	2	3																					
14 Justin Smoak, S OBP: 0.385, SLG: 0.452	K		K			1B		K		4	0	0	0	0	3	2																					
55 Russell Martin, R OBP: 0.328, SLG: 0.396	G6-3		G3			HR		G3		4	1	1	1	0	0	0																					
21 Michael Saunders, L (1, 9)	BB		G3-1			K		K		2	0	0	0	1	1	0																					
11 Kevin Pillar, R OBP: 0.268, SLG: 0.348	P6				F9			B2-3		3	0	0	0	0	0	1																					
45 Dalton Pompey, S OBP: 0.292, SLG: 0.385	P5				L8			K		3	0	0	0	0	1	1																					
Inning Stats	R: 1 H: 2 E: 0 K: 1 S: 11	H: 2 LOB: 1 BB: 0 P: 14	R: 0 H: 0 E: 0 K: 0 S: 12	H: 0 LOB: 1 BB: 1 P: 23	R: 0 H: 2 E: 0 K: 1 S: 8	H: 0 LOB: 0 BB: 0 P: 10	R: 0 H: 0 E: 0 K: 0 S: 9	H: 0 LOB: 0 BB: 0 P: 11	R: 0 H: 1 E: 0 K: 2 S: 10	H: 1 LOB: 1 BB: 0 P: 19	R: 1 H: 1 E: 0 K: 2 S: 9	H: 1 LOB: 0 BB: 0 P: 14	R: 0 H: 0 E: 0 K: 3 S: 12	H: 0 LOB: 0 BB: 0 P: 17	R: 0 H: 0 E: 0 K: 1 S: 8	H: 0 LOB: 0 BB: 0 P: 13	1B: 4 2B: 1 3B: 0 HR: 1	SF: 0 SAC: 0 DP: 1 HBP: 0	WP: 0 PB: 0 SB: 2 CS: 0	PA: 33																	
PITCHER	IP	WLS	BF	H	R	ER	SO	BB	IBB	HBP	BLK	WP	HR	S	P	ERA	WHIP	PITCHER	IP	WLS	BF	H	R	ER	SO	BB	IBB	HBP	BLK	WP	HR	S	P	ERA	WHIP		
30 Erasmo Ramírez, R ERA: 13.94	4.0		16	4	1	1	2	1	0	0	0	0	0	40	58	2.25	1.250																				
47 Brandon Gomes, R ERA: 3.6	2.0		7	1	0	0	2	0	0	0	0	0	0	17	30	0.00	0.500																				
54 Steve Geltz, R ERA: 5.19	1.0	W	4	1	1	1	2	0	0	0	0	0	1	9	14	9.00	1.000																				
43 Ernesto Frieri, R ERA: 2.16	1.0	S	3	0	0	0	3	0	0	0	0	0	0	12	17	0.00	0.000																				
26 Brad Boxberger, R ERA: 2.16	1.0	S	3	0	0	0	1	0	0	0	0	0	0	8	13	0.00	0.000																				

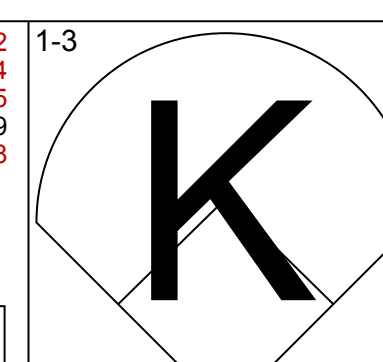
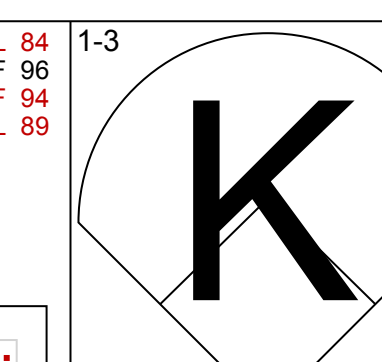
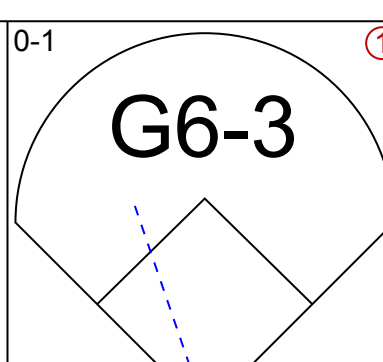
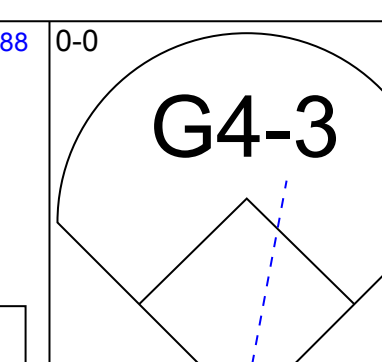
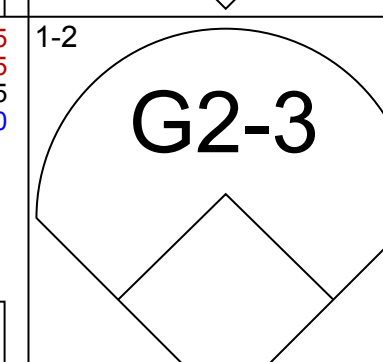
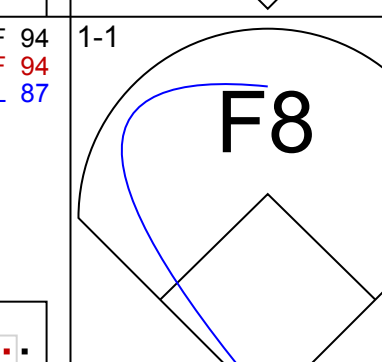
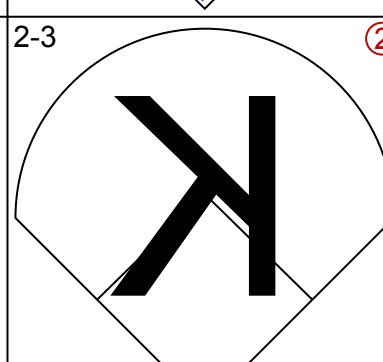
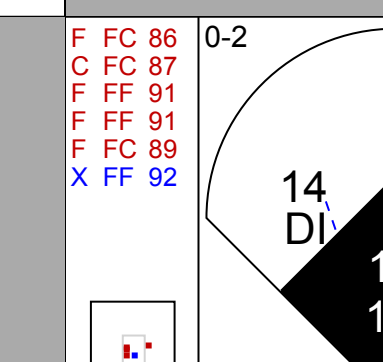
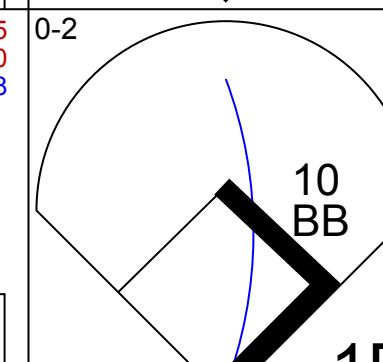
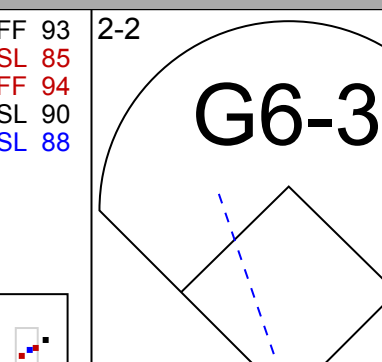
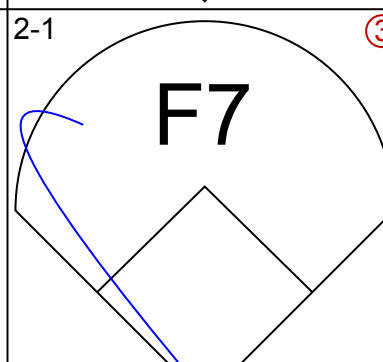
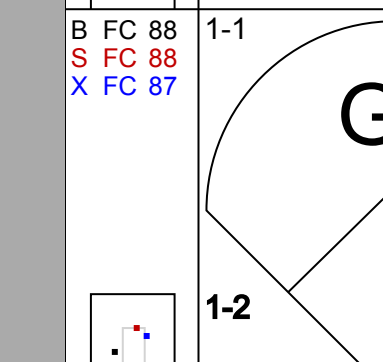
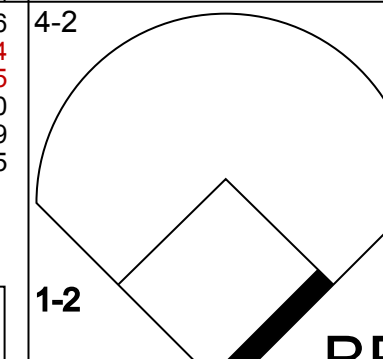
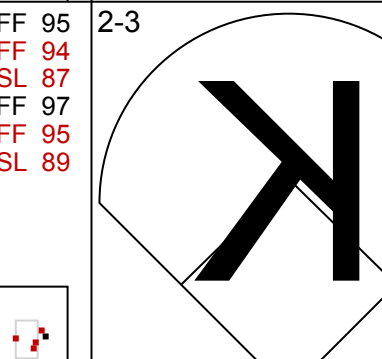
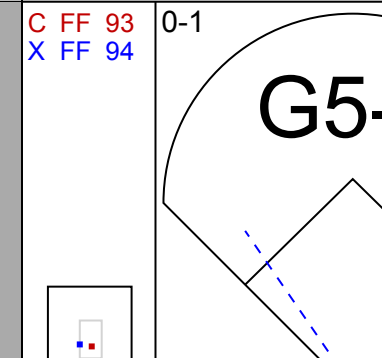
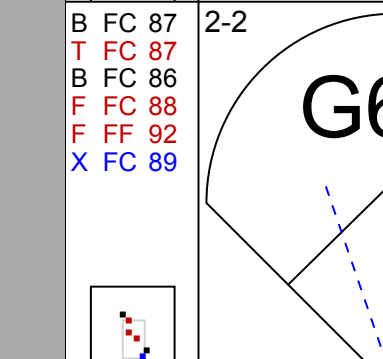
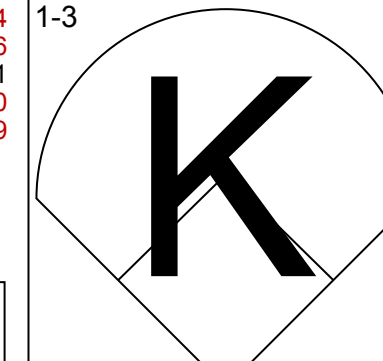
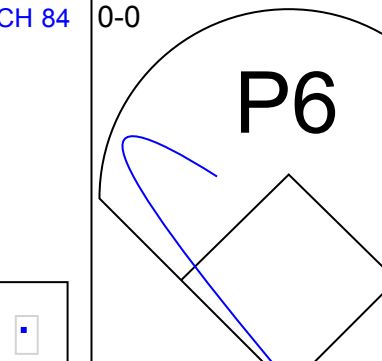
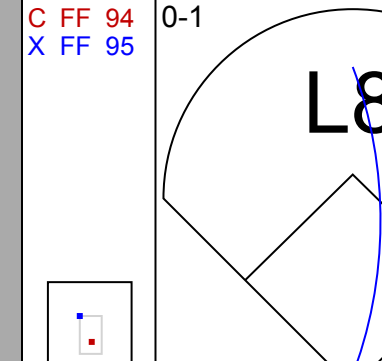
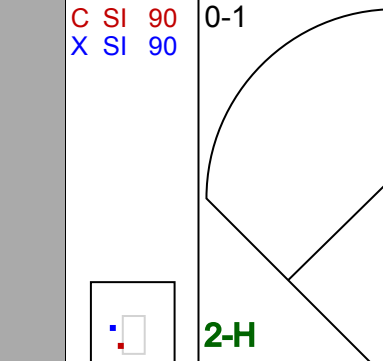
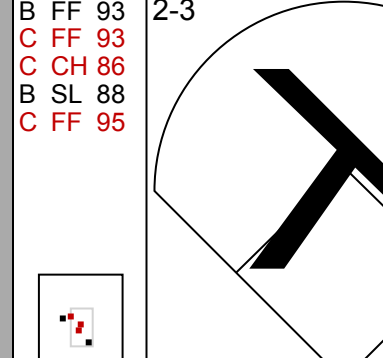
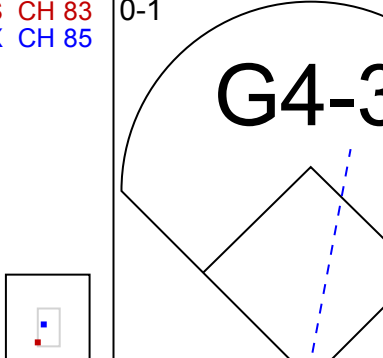
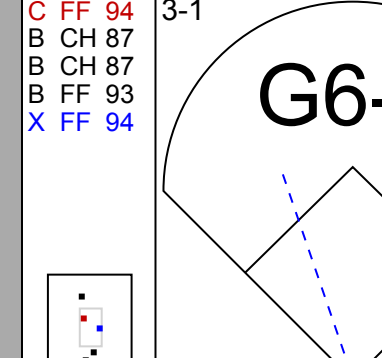
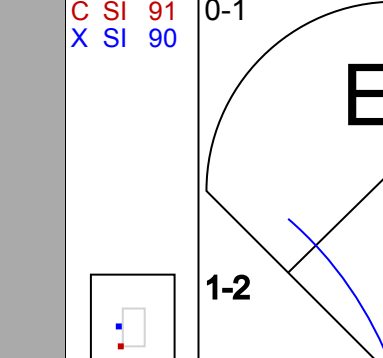
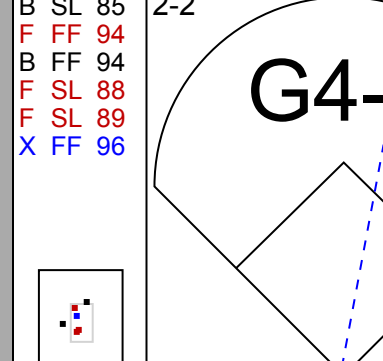
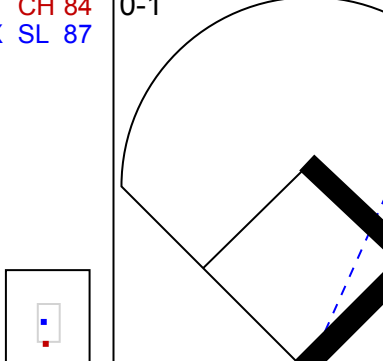
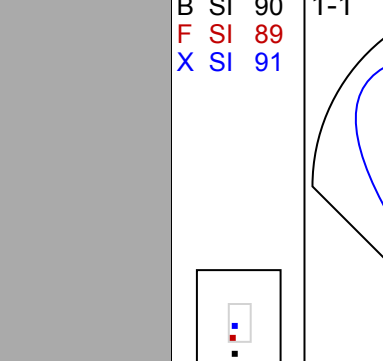
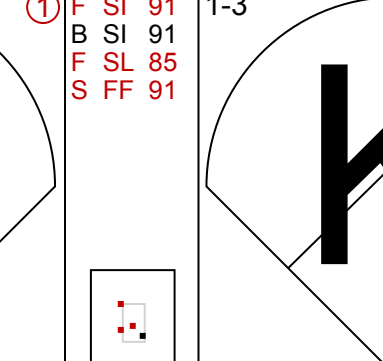
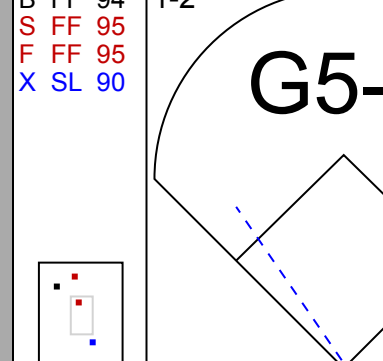
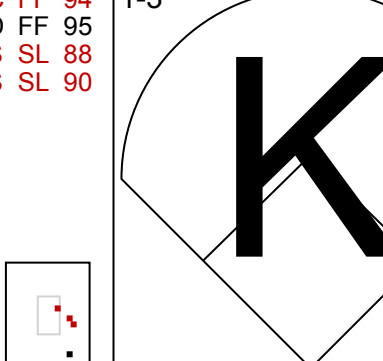
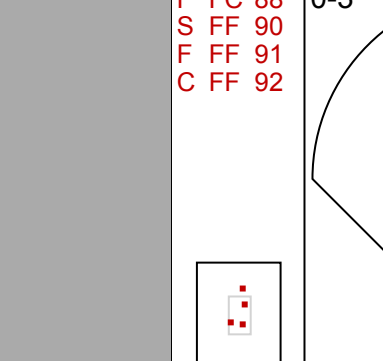
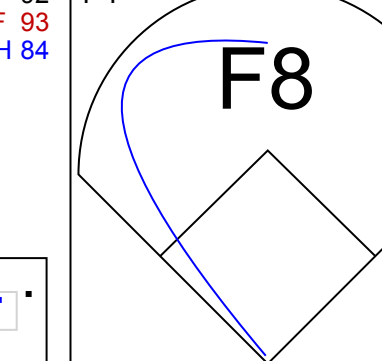
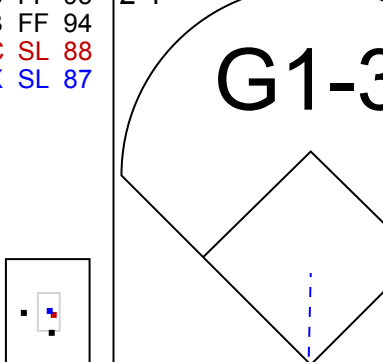
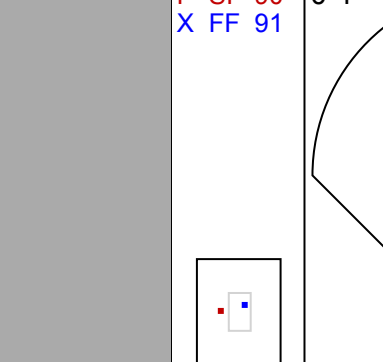
Batter	1	2	3	4	5	6	7	8	9	AB	R	H	RBI	BB	SO	LOB	BOTTOM																				
5 Brandon Guyer, R OBP: 0.378, SLG: 0.333	G1-3		F8		K2-3			K2-3		4	0	0	0	0	2	1	Toronto Blue Jays @ Tampa Bay Rays Tropicana Field, St. Petersburg, FL Sat Apr 25 2015, 6:10 PM - 8:41 PM EDT Att: 19,772 - Dome - 72 F																				
44 René Rivera, R OBP: 0.186, SLG: 0.232										0	0	0	0	0	0	0																					
20 Steven Souza Jr., R OBP: 0.343, SLG: 0.568	BB		F9		G3			K		3	1	0	0	1	1	0																					
13 Asdrúbal Cabrera, S OBP: 0.294, SLG: 0.294	K		1B		G4-3			K		4	0	1	0	0	2	1																					
3 Evan Longoria, R OBP: 0.380, SLG: 0.441	2B		1B		1B			1B		4	1	4	1	0	0	0																					
8 Desmond Jennings, R OBP: 0.306, SLG: 0.238	1B		K		K			1B		3	0	1	0	0	2	3																					
7 David DeJesus, L OBP: 0.436, SLG: 0.500								1B		1	1	1	0	0	0	0																					
11 Logan Forsythe, R OBP: 0.379, SLG: 0.429	BB				F9			G5-3		2	0	0	0	1	0	1																					
21 James Loney, L OBP: 0.444, SLG: 1.000	BB							2B		1	1	1	1	0	0	0																					
1 Tim Beckham, R OBP: 0.318, SLG: 0.575	K				K			P6		4	0	1	2	0	2	2																					
10 Jake Elmore, R OBP: 0.200, SLG: 0.800	F8				G1-3			F7		4	0	0	0	0	0	3																					
46 Bobby Wilson, R OBP: 0.316, SLG: 0.188	G5-3				L7			BB		2	0	0	0	1	0	2																					
39 Kevin Kiermaier, L OBP: 0.306, SLG: 0.553										0	0	0	0	0	0	0																					
Inning Stats	R: 1 H: 1 E: 0 K: 1 S: 11	H: 1 LOB: 1 BB: 1 P: 18	R: 0 H: 1 E: 0 K: 1 S: 13	H: 1 LOB: 2 BB: 1 P: 22	R: 0 H: 2 E: 0 K: 1 S: 12	H: 0 LOB: 0 BB: 0 P: 17	R: 0 H: 0 E: 0 K: 1 S: 6	H: 0 LOB: 0 BB: 0 P: 9	R: 0 H: 1 E: 0 K: 1 S: 12	H: 1 LOB: 1 BB: 0 P: 16	R: 0 H: 0 E: 0 K: 1 S: 8	H: 0 LOB: 1 BB: 1 P: 15	R: 3 H: 4 E: 0 K: 2 S: 18	H: 4 LOB: 1 BB: 0 P: 27	1B: 6 2B: 3 3B: 0 HR: 0	SF: 0 SAC: 0 DP: 0 HBP: 0	WP: 1 PB: 0 SB: 0 CS: 0	PA: 35																			
PITCHER	IP	WLS	BF	H	R	ER	SO	BB	IBB	HBP	BLK	WP	HR	S	P	ERA	WHIP	PITCHER	IP	WLS	BF	H	R	ER	SO	BB	IBB	HBP	BLK	WP	HR	S	P	ERA	WHIP		
32 Daniel Norris, L ERA: 4.43	7.0		28	5	1	1	7	3	0	0	0	0	0	69	108	1.29	1.143																				
54 Roberto Osuna, R ERA: 0.87	0.2	H	3	1	1	1	2	0	0	0	0	0	0	12	17	13.50	1.500																				
27 Brett Cecil, L ERA: 7.2	0.0	L	1	1	0	0	0	0	0	0	0	0	0	2	3	∞	∞																				
51 Miguel Castro, R ERA: 2.79	0.1	B	3	2	2	2	0	0	0	0	0	0	0	4	7	54.00	6.000																				

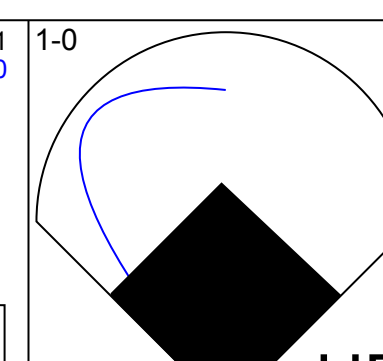

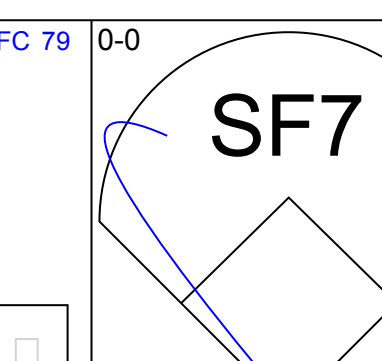
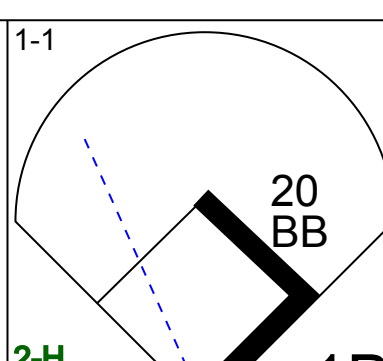
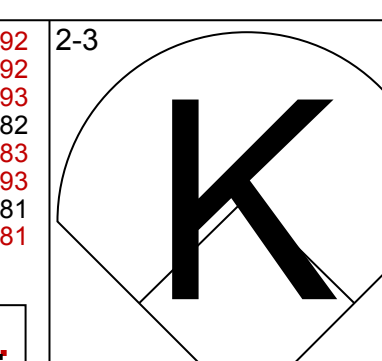
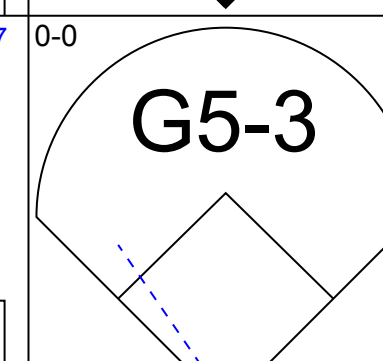
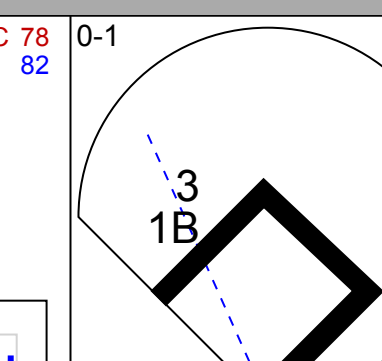
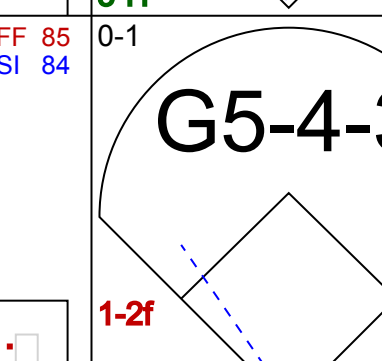
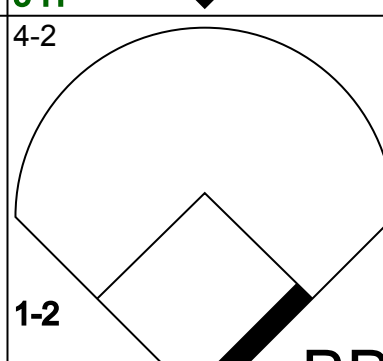
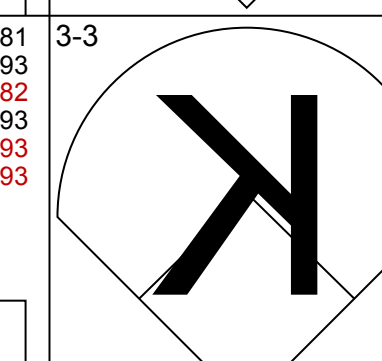
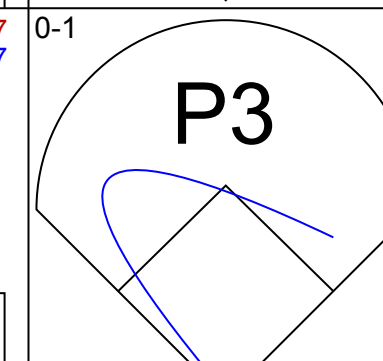
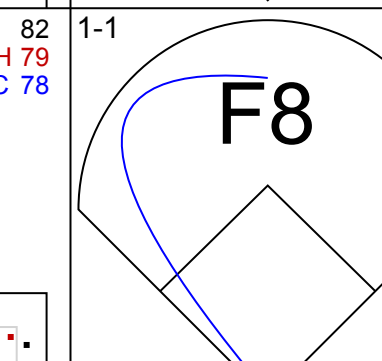
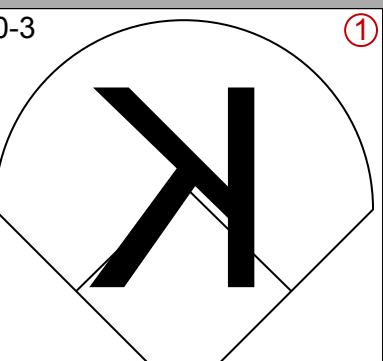
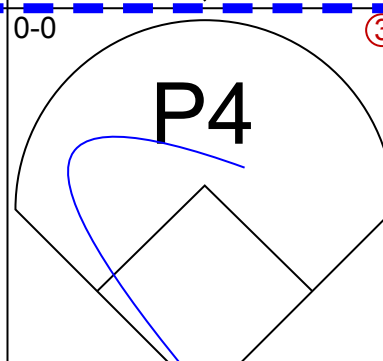
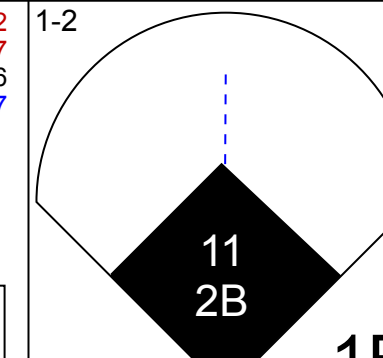
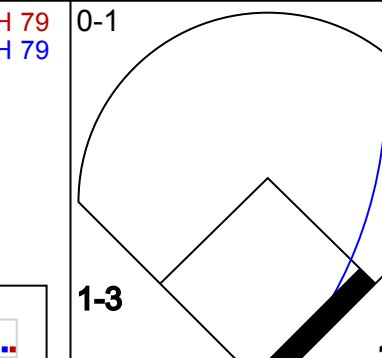
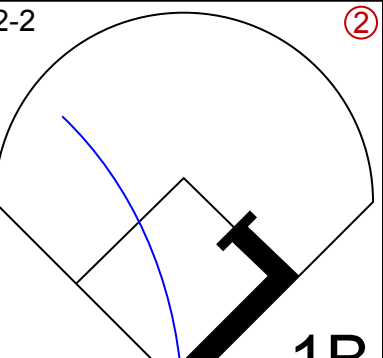


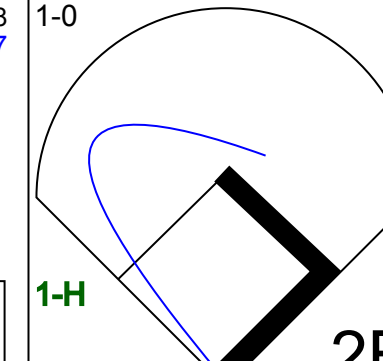
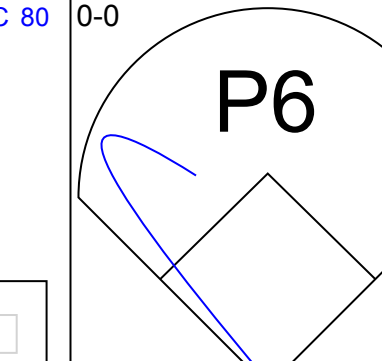
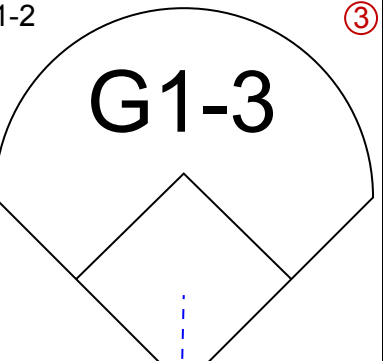
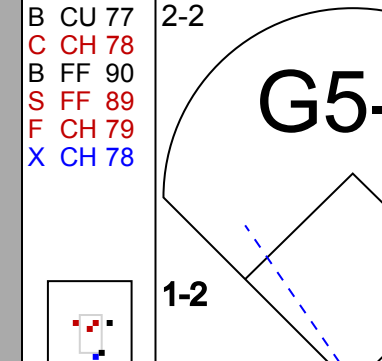

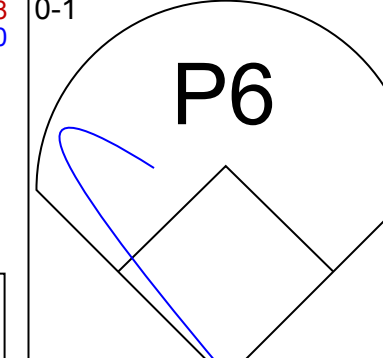
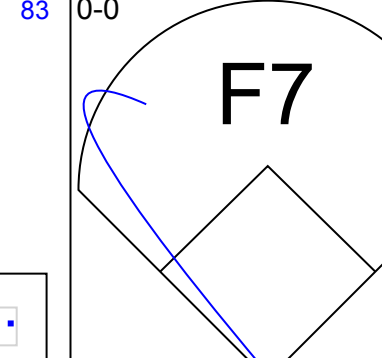
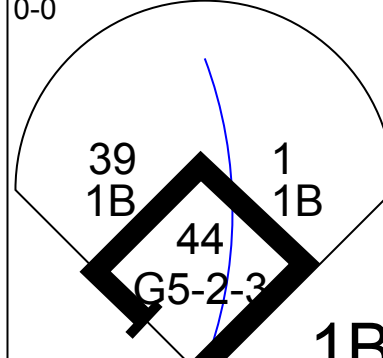


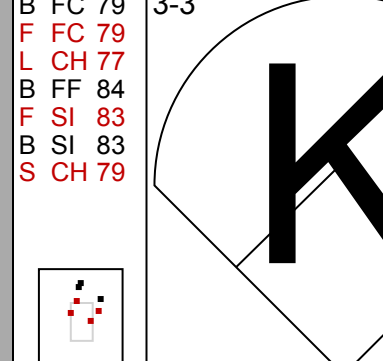
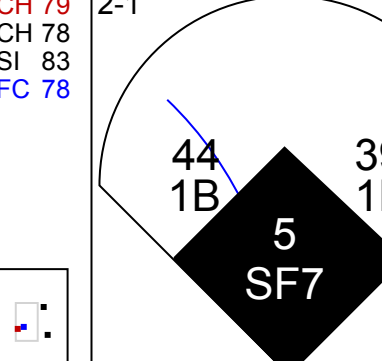
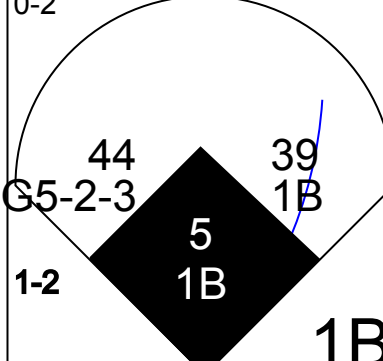


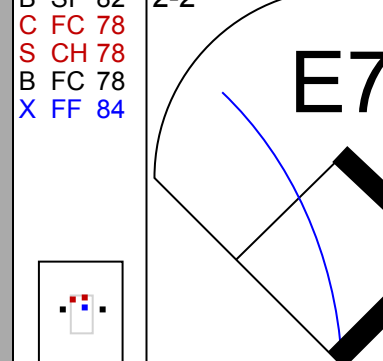
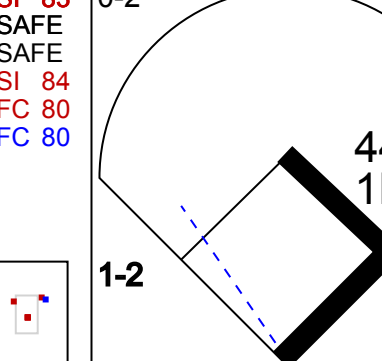
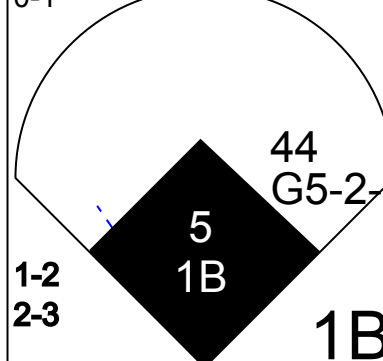


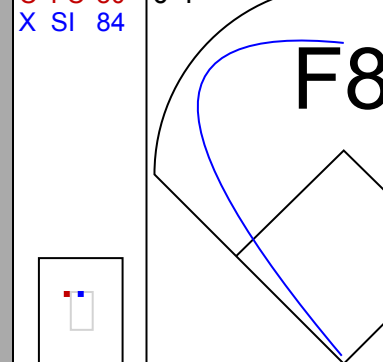
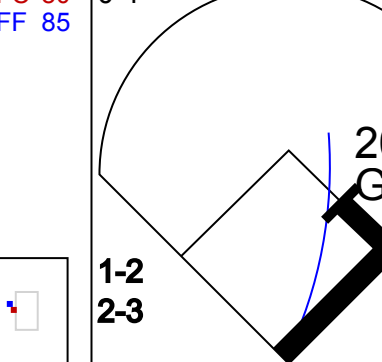
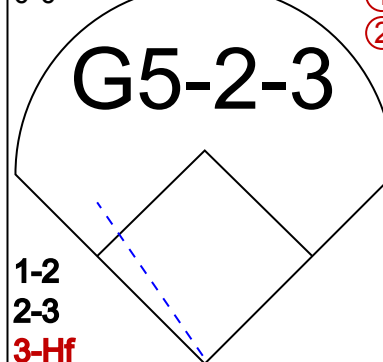
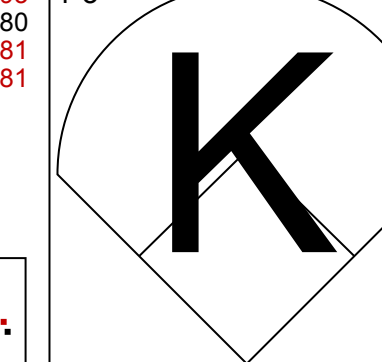
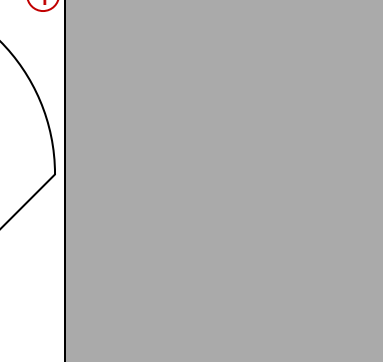
AB	32
R	2
H	6
RBI	2
BB	1
SO	10
LOB	9



AB	32
R	4
H	9
RBI	4
BB	3
SO	9
LOB	13



Batter	1	2	3	4	5	6	7	8	9	AB	R	H	RBI	BB	SO	LOB	TOP			
29 Devon Travis, R OBP: 0.414, SLG: 0.688										4	0	0	0	0	2	1	Toronto Blue Jays @ Tampa Bay Rays Tropicana Field, St. Petersburg, FL Sun Apr 26 2015, 1:12 PM - 3:34 PM EDT Att: 21,107 - Dome - 72 F			
55 Russell Martin, R OBP: 0.323, SLG: 0.385									4	1	1	0	0	1	0					
20 Josh Donaldson, R OBP: 0.390, SLG: 0.587										4	0	1	0	0	0	1				
10 Edwin Encarnación, R OBP: 0.250, SLG: 0.366										3	0	0	0	1	1	1				
14 Justin Smoak, S OBP: 0.372, SLG: 0.429										4	0	1	1	0	1	2				
21 Michael Saunders, L											4	0	0	0	0	1				
45 Dalton Pompey, S OBP: 0.289, SLG: 0.391											4	0	1	0	0	1		AB 33		
11 Kevin Pillar, R OBP: 0.257, SLG: 0.333											3	0	0	0	0	2		R 1		
17 Ryan Goins, L OBP: 0.304, SLG: 0.238											3	0	1	0	0	0	1	H 5		
Inning Stats	R: 0 H: 1 E: 0 K: 2 S: 16	H: 0 LOB: 2 BB: 1 P: 23	R: 0 H: 0 E: 0 K: 1 S: 10	H: 0 LOB: 0 BB: 0 P: 15	R: 0 H: 0 E: 0 K: 1 S: 7	H: 0 LOB: 0 BB: 0 P: 10	R: 0 H: 0 E: 0 K: 1 S: 8	H: 1 LOB: 1 BB: 0 P: 12	R: 0 H: 0 E: 0 K: 1 S: 9	H: 0 LOB: 0 BB: 0 P: 12	R: 0 H: 0 E: 0 K: 0 S: 6	H: 0 LOB: 0 BB: 0 P: 9	R: 0 H: 1 E: 0 K: 1 S: 9	H: 1 LOB: 1 BB: 0 P: 10	R: 1 H: 2 E: 1 K: 1 S: 19	H: 2 LOB: 2 BB: 0 P: 23	1B: 4 2B: 1 3B: 0 HR: 0	SF: 0 SAC: 0 DP: 0 HBP: 0	WP: 0 PB: 0 SB: 0 CS: 0	PA: 34
PITCHER	IP WLS BF H R ER SO BB IBB HBP BLK WP HR S P ERA WHIP																			
22 Chris Archer, R ERA: 0.84	(1, 1) 7.0 W 24 2 0 0 7 1 0 0 0 0 0 64 93 0.00 0.429																			
35 Matt Andriese, R ERA: 5.54	(8, 1) 2.0 10 3 1 1 2 0 0 0 0 0 0 28 33 4.50 1.500																			

Batter	1	2	3	4	5	6	7	8	9	AB	R	H	RBI	BB	SO	LOB	BOTTOM			
5 Brandon Guyer, R OBP: 0.380, SLG: 0.425										4	1	2	4	0	2	1	Toronto Blue Jays @ Tampa Bay Rays Tropicana Field, St. Petersburg, FL Sun Apr 26 2015, 1:12 PM - 3:34 PM EDT Att: 21,107 - Dome - 72 F			
20 Steven Souza Jr., R OBP: 0.347, SLG: 0.462										4	0	1	0	1	1	2				
13 Asdrúbal Cabrera, S OBP: 0.290, SLG: 0.276										4	0	0	0	0	1	3				
3 Evan Longoria, R OBP: 0.413, SLG: 0.468										3	1	3	0	1	0	0				
11 Logan Forsythe, R OBP: 0.371, SLG: 0.433										4	0	1	1	0	0	3				
21 James Loney, L OBP: 0.385, SLG: 0.750											4	0	1	0	0	4				
1 Tim Beckham, R OBP: 0.354, SLG: 0.581											3	2	2	0	1	1		AB 34		
39 Kevin Kiermaier, L OBP: 0.321, SLG: 0.549											4	1	2	0	0	2		R 5		
44 René Rivera, R OBP: 0.190, SLG: 0.233											4	0	1	0	0	1	H 13			
Inning Stats	R: 2 H: 3 E: 0 K: 0 S: 10	H: 0 LOB: 1 BB: 0 P: 13	R: 0 H: 0 E: 1 K: 2 S: 12	H: 0 LOB: 0 BB: 0 P: 18	R: 0 H: 2 E: 0 K: 0 S: 8	H: 2 LOB: 2 BB: 0 P: 9	R: 1 H: 3 E: 0 K: 0 S: 11	H: 3 LOB: 1 BB: 0 P: 13	R: 0 H: 1 E: 0 K: 1 S: 11	H: 0 LOB: 0 BB: 0 P: 14	R: 2 H: 4 E: 0 K: 0 S: 12	H: 4 LOB: 2 BB: 1 P: 17	R: 0 H: 0 E: 0 K: 0 S: 9	H: 0 LOB: 2 BB: 2 P: 19	R: 0 H: 0 E: 0 K: 3 S: 12	H: 0 LOB: 0 BB: 0 P: 18	1B: 11 2B: 1 3B: 0 HR: 1	SF: 1 SAC: 0 DP: 2 HBP: 0	WP: 0 PB: 0 SB: 0 CS: 0	PA: 38
PITCHER	IP WLS BF H R ER SO BB IBB HBP BLK WP HR S P ERA WHIP																			
56 Mark Buehrle, L ERA: 4.94	(1, 1) 5.2 L 29 13 5 5 3 1 0 0 0 0 0 1 63 83 7.94 2.471																			
25 Marco Estrada, R ERA: 1.17	(6, 1) 1.1 6 0 0 0 0 2 0 0 0 0 0 0 10 20 0.00 1.500																			
62 Aaron Loup, L ERA: 4.5	(8, 1) 1.0 3 0 0 0 3 0 0 0 0 0 0 0 12 18 0.00 0.000																			


Batter	1	2	3	4	5	6	7	8	9	AB	R	H	RBI	BB	SO	LOB	TOP
7 David DeJesus, L (1, 10) OBP: 0.418, SLG: 0.474	F8		FC3-6			FC4		G1-3		4	1	1	0	0	0	1	<p>Tampa Bay Rays @ New York Yankees Yankee Stadium, Bronx, NY Mon Apr 27 2015, 7:10 PM - 10:08 PM EDT Att: 34,590 - Cloudy - 58 F</p>
20 Steven Souza Jr., R (1, 9) OBP: 0.342, SLG: 0.415	13 2B		K			F8		K		4	0	1	0	0	2	2	
13 Asdrubal Cabrera, S (1, 6) OBP: 0.250, SLG: 0.289						FC4		K		4	0	1	1	0	2	0	
3 Evan Longoria, R (1, 5) OBP: 0.418, SLG: 0.470	K					F8		K		4	0	2	0	0	1	3	
21 James Loney, L (1, 3) OBP: 0.313, SLG: 0.600	G3					F8		L9		3	0	0	0	0	1	4	
11 Logan Forsythe, R (9, PH) OBP: 0.366, SLG: 0.426						K				1	0	0	0	0	0	1	
5 Brandon Guyer, R (1, 7) OBP: 0.352, SLG: 0.386		K				L8		G4-3		4	0	0	0	0	1	2	
39 Kevin Kiermaier, L (1, 8) ERA: 4.05		K				F9		G6-3		3	0	0	0	0	1	0	
10 Jake Elmore, R (9, PH) OBP: 0.167, SLG: 0.667		K				F8		K		1	0	0	0	0	1	1	
1 Tim Beckham, R (1, 4) OBP: 0.353, SLG: 0.556		K				F8				2	0	0	0	1	1	0	
44 René Rivera, R (1, 2) OBP: 0.197, SLG: 0.238						F8		FC6-4		3	0	1	0	0	0	1	
Inning Stats	R: 0 H: 2 E: 0 K: 1 S: 12	H: 2 LOB: 2 BB: 0 P: 19	R: 0 H: 0 E: 0 K: 3 S: 9	H: 0 LOB: 0 BB: 0 P: 11	R: 0 H: 1 E: 0 K: 1 S: 12	H: 1 LOB: 1 BB: 0 P: 15	R: 0 H: 1 E: 0 K: 1 S: 9	H: 1 LOB: 1 BB: 0 P: 14	R: 0 H: 0 E: 0 K: 0 S: 7	H: 0 LOB: 1 BB: 1 P: 16	R: 0 H: 0 E: 0 K: 2 S: 10	H: 0 LOB: 0 BB: 0 P: 12	R: 0 H: 1 E: 0 K: 1 S: 10	H: 1 LOB: 1 BB: 0 P: 17	1B: 5 2B: 1 3B: 0 HR: 0	SF: 0 SAC: 0 DP: 0 HBP: 0	WP: 2 PA: 34 PB: 0 SB: 0 CS: 0
PITCHER	IP	WLS	BF	H	R	ER	SO	BB	IBB	HBP	BLK	WP	HR	S	P	ERA	WHIP
43 Adam Warren, R (1, 1) ERA: 4.35	5.2		22	5	1	1	6	0	0	0	0	2	0	56	81	1.59	0.882
41 Justin Wilson, L (6, 1) ERA: 4.05	1.0	W	3	0	0	0	1	0	0	0	0	0	0	6	9	0.00	0.000
29 David Carpenter, R (7, 1) ERA: 3.38	0.1	H	2	0	0	0	0	1	0	0	0	0	0	4	8	0.00	3.000
68 Dellin Betances, R (8, 1) ERA	1.0	H	3	0	0	0	2	0	0	0	0	0	0	10	12	0.00	0.000
48 Andrew Miller, L (9, 1) ERA	1.0	S	4	1	0	0	1	0	0	0	0	0	0	10	17	0.00	1.000

Batter	1	2	3	4	5	6	7	8	9	AB	R	H	RBI	BB	SO	LOB	BOTTOM		
22 Jacoby Ellsbury, L (1, 8) OBP: 0.384, SLG: 0.351	K		11 S			F7				3	0	1	1	1	1	0	<p>Tampa Bay Rays @ New York Yankees Yankee Stadium, Bronx, NY Mon Apr 27 2015, 7:10 PM - 10:08 PM EDT Att: 34,590 - Cloudy - 58 F</p>		
11 Brett Gardner, L (1, 7) OBP: 0.405, SLG: 0.421			G5-3			HBP		L7		4	0	2	1	1	0	4			
13 Alex Rodriguez, R (1, 5) OBP: 0.397, SLG: 0.558	P3					FC5				3	0	0	0	1	0	4			
12 Chase Headley, S (7, PR) OBP: 0.291, SLG: 0.370						FC5				0	0	0	0	0	0	0			
25 Mark Teixeira, S (1, 3) OBP: 0.333, SLG: 0.652	K					F7		G6-3		4	0	0	0	0	1	3			
34 Brian McCann, L (1, 2) OBP: 0.299, SLG: 0.417		L4-3				HR		18 BB 22 HBP 14 BB		4	2	2	1	0	0	0			
36 Carlos Beltrán, S (1, 10) OBP: 0.227, SLG: 0.283		G5-3				K		K		4	1	1	0	0	2	1			
24 Chris Young, R (1, 9) OBP: 0.356, SLG: 0.611						G6-3		K		4	0	0	0	0	3	2			
14 Stephen Drew, L (1, 4) OBP: 0.284, SLG: 0.456						G3-1		22 BB 11 BB		3	1	2	1	1	0	0			
18 Didi Gregorius, L (1, 6) OBP: 0.275, SLG: 0.255						K		22 BB 11 BB		3	0	1	0	1	1	1			
Inning Stats	R: 0 H: 1 E: 0 K: 2 S: 9	H: 0 LOB: 0 BB: 0 P: 13	R: 0 H: 0 E: 0 K: 1 S: 10	H: 0 LOB: 0 BB: 0 P: 15	R: 0 H: 1 E: 0 K: 1 S: 12	H: 1 LOB: 1 BB: 0 P: 20	R: 0 H: 0 E: 0 K: 0 S: 6	H: 0 LOB: 0 BB: 0 P: 13	R: 1 H: 1 E: 0 K: 1 S: 18	H: 1 LOB: 3 BB: 3 P: 34	R: 2 H: 3 E: 0 K: 1 S: 13	H: 3 LOB: 1 BB: 0 P: 23	R: 0 H: 1 E: 0 K: 0 S: 10	H: 1 LOB: 2 BB: 1 P: 18	R: 1 H: 2 E: 0 K: 2 S: 15	H: 2 LOB: 3 BB: 1 P: 26	1B: 5 2B: 3 3B: 0 HR: 1	SF: 0 SAC: 0 DP: 1 HBP: 1	WP: 0 PA: 38 PB: 0 SB: 1 CS: 0
PITCHER	IP	WLS	BF	H	R	ER	SO	BB	IBB	HBP	BLK	WP	HR	S	P	ERA	WHIP		
51 Nate Karns, R (1, 1) ERA: 4.76	4.2		19	3	1	1	5	2	0	0	0	0	1	51	87	1.93	1.071		
47 Brandon Gomes, R (6, 1) ERA: 2.7	1.0	L	6	2	2	2	1	1	0	0	0	0	1	12	21	18.00	3.000		
59 Everett Teaford, L (6, 1) ERA: 3.86	2.1		13	4	1	1	2	1	1	1	0	0	0	30	54	3.86	2.143		

AB	33
R	1
H	6
RBI	1
BB	1
SO	10
LOB	15



AB	32
R	4
H	9
RBI	4
BB	5
SO	8
LOB	15



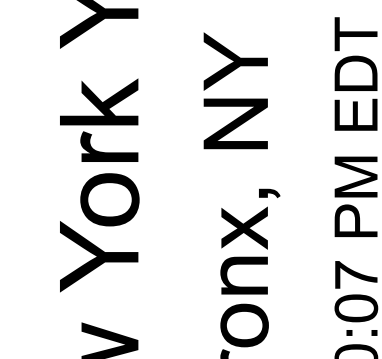
Batter	1	2	3	4	5	6	7	8	9	AB	R	H	RBI	BB	SO	LOB	TOP										
7 David DeJesus, L (1.7) OBP: 0.375, SLG: 0.419	G3		K		G6-3		K		L4	5	0	0	0	0	2	0	Tampa Bay Rays @ New York Yankees Yankee Stadium, Bronx, NY Tue Apr 28 2015, 7:10 PM - 10:07 PM EDT Att: 36,934 - Partly Cloudy - 66 F										
20 Steven Souza Jr., R (1.9) OBP: 0.346, SLG: 0.465	F8		13 2B		G5-3		P4		13 DI 1B	4	1	1	0	1	0	0											
13 Adrúbal Cabrera, S (1.6) OBP: 0.271, SLG: 0.313	K		3 WP 2B		1B				K	4	0	2	1	1	2	1											
3 Evan Longoria, R (1.5) OBP: 0.398, SLG: 0.443		L7			G5-3		K			4	0	0	0	0	2	3											
21 James Loney, L (1.3) OBP: 0.400, SLG: 0.611		39 1B 11 1B								3	1	2	0	1	1	1											
11 Logan Forsythe, R (1.4) OBP: 0.373, SLG: 0.462					G6-3					4	0	2	1	0	1	1											
39 Kevin Kiermaier, L (1.8) OBP: 0.317, SLG: 0.534										4	0	2	0	0	1	2											
1 Tim Beckham, R (1.10) OBP: 0.327, SLG: 0.510					G6-3					4	0	0	0	0	2	6											
44 René Rivera, R (1.2) OBP: 0.186, SLG: 0.224		FC5-4			K					4	0	0	0	0	1	5											
Inning Stats	R: 0 E: 0 K: 1 S: 9	H: 0 LOB: 0 BB: 0 P: 9	R: 0 E: 0 K: 0 S: 14	H: 3 LOB: 3 BB: 0 P: 21	R: 1 E: 0 K: 3 S: 16	H: 1 LOB: 1 BB: 1 P: 26	R: 0 E: 0 K: 1 S: 14	H: 1 LOB: 1 BB: 0 P: 20	R: 0 E: 0 K: 0 S: 12	H: 1 LOB: 1 BB: 0 P: 17	R: 1 E: 0 K: 2 S: 11	H: 1 LOB: 1 BB: 1 P: 19	R: 0 E: 0 K: 2 S: 8	H: 0 LOB: 1 BB: 1 P: 16	R: 0 E: 0 K: 2 S: 11	H: 1 LOB: 1 BB: 0 P: 17		R: 0 E: 0 K: 1 S: 14	H: 1 LOB: 1 BB: 0 P: 22	1B: 6 2B: 2 3B: 1 HR: 0	SF: 0 SAC: 0 DP: 0 HBP: 0	WP: 2 PB: 0 SB: 0 CS: 0	PA: 39				
PITCHER	IP	WLS	BF	H	R	ER	SO	BB	IBB	HBP	BLK	WP	HR	S	P	ERA	WHIP										
39 Chase Whitley, R (1.1) ERA: 1.8	5.0	W	22	6	1	1	5	1	0	0	0	1	0	65	93	1.80	1.400										
45 Chasen Shreve, L (6.1) ERA: 2.25	0.1	H	3	1	1	1	1	1	0	0	0	0	0	7	14	27.00	6.000										
53 Esmil Rogers, R (6.1) ERA: 2.35	2.2	H	10	1	0	0	5	1	0	0	0	1	0	23	38	0.00	0.750										
57 Chris Martin, R (9.1) ERA: 2.7	1.0	S	4	1	0	0	1	0	0	0	0	0	0	14	22	0.00	1.000										

Batter	1	2	3	4	5	6	7	8	9	AB	R	H	RBI	BB	SO	LOB	BOTTOM										
22 Jacoby Ellsbury, L (1.8) OBP: 0.400, SLG: 0.372		F8								4	2	3	0	0	0	1	Tampa Bay Rays @ New York Yankees Yankee Stadium, Bronx, NY Tue Apr 28 2015, 7:10 PM - 10:07 PM EDT Att: 36,934 - Partly Cloudy - 66 F										
11 Brett Gardner, L (1.7) OBP: 0.400, SLG: 0.410	G4-3		G4-3							4	1	1	1	0	0	1											
25 Mark Teixeira, S (1.3) OBP: 0.341, SLG: 0.652			G4-3							3	1	1	0	1	1	2											
34 Brian McCann, L (1.2) OBP: 0.310, SLG: 0.453			F7							4	0	2	3	0	1	2											
36 Carlos Beltrán, S (1.9) OBP: 0.217, SLG: 0.270										3	0	0	0	0	0	2											
24 Chris Young, R (8.9) OBP: 0.350, SLG: 0.600										1	0	0	0	0	1	0											
33 Garrett Jones, L (1.10) OBP: 0.214, SLG: 0.296										4	0	0	0	0	3	1											
12 Chase Headley, S (1.5) OBP: 0.289, SLG: 0.364										4	0	1	0	0	0	0											
14 Stephen Drew, L (1.4) OBP: 0.271, SLG: 0.433										3	0	0	0	0	0	1											
18 Didi Gregorius, L (1.6) OBP: 0.281, SLG: 0.259										3	0	1	0	0	0	0											
Inning Stats	R: 2 E: 0 K: 1 S: 12	H: 3 LOB: 1 BB: 0 P: 20	R: 0 E: 0 K: 0 S: 12	H: 1 LOB: 1 BB: 0 P: 18	R: 0 E: 0 K: 0 S: 7	H: 0 LOB: 0 BB: 0 P: 10	R: 0 E: 0 K: 1 S: 9	H: 1 LOB: 1 BB: 0 P: 13	R: 2 E: 0 K: 1 S: 15	H: 3 LOB: 1 BB: 0 P: 23	R: 0 E: 0 K: 1 S: 5	H: 0 LOB: 0 BB: 0 P: 7	R: 0 E: 0 K: 1 S: 11	H: 1 LOB: 2 BB: 1 P: 22	R: 0 E: 0 K: 1 S: 7	H: 0 LOB: 0 BB: 0 P: 11	1B: 6 2B: 3 3B: 0 HR: 0	SF: 0 SAC: 0 DP: 0 HBP: 0	WP: 1 PB: 0 SB: 3 CS: 0	PA: 34							
PITCHER	IP	WLS	BF	H	R	ER	SO	BB	IBB	HBP	BLK	WP	HR	S	P	ERA	WHIP										
23 Jake Odorizzi, R (1.1) ERA: 2.41	6.1	L	28	9	4	4	4	0	0	0	0	0	0	65	98	5.68	1.421										
31 Xavier Cedeño, L (7.1) ERA: 4.91	0.2		3	0	0	0	1	0	1	0	0	1	0	6	15	0.00	0.000										
30 Erasmo Ramírez, R (8.1) ERA: 12.71	1.0		3	0	0	0	1	0	0	0	0	0	0	7	11	0.00	0.000										

AB 36
R 2
H 9
RBI 2
BB 3
SO 12
LOB 19



AB 33
R 4
H 9
RBI 4
BB 1
SO 6
LOB 10



Batter	1	2	3	4	5	6	7	8	9	AB	R	H	RBI	BB	SO	LOB	TOP					
7 David DeJesus, L (1,7) OBP: 0.317, SLG: 0.333										3	0	0	0	1	1	1						
20 Steven Souza Jr., R (1,9) OBP: 0.366, SLG: 0.363										4	0	0	0	0	1	3						
13 Asdrúbal Cabrera, S (1,6) OBP: 0.253, SLG: 0.272										4	0	0	0	0	1	0						
3 Evan Longoria, R (1,5) OBP: 0.381, SLG: 0.415										4	0	0	0	0	2	0						
21 James Loney, L (1,3) OBP: 0.324, SLG: 0.438										4	0	0	0	0	1	0						
1 Tim Beckham, R (1,10) OBP: 0.317, SLG: 0.481										3	0	1	0	0	1	0						
11 Logan Forsythe, R (1,4) OBP: 0.368, SLG: 0.468										3	0	2	0	0	0	1						
39 Kevin Kiermaier, L (1,8) OBP: 0.324, SLG: 0.544										3	0	1	0	0	0	2						
46 Bobby Wilson, R (1,2) OBP: 0.222, SLG: 0.125										3	0	0	0	0	0	3						
Inning Stats	R: 0 E: 0 K: 1 S: 8	H: 0 LOB: 0 BB: 0 P: 15	R: 0 E: 0 K: 1 S: 10	H: 1 LOB: 1 BB: 0 P: 14	R: 0 E: 0 K: 0 S: 7	H: 1 LOB: 1 BB: 0 P: 8	R: 0 E: 0 K: 1 S: 10	H: 0 LOB: 0 BB: 0 P: 15	R: 0 E: 0 K: 2 S: 10	H: 0 LOB: 0 BB: 0 P: 13	R: 0 E: 0 K: 2 S: 10	H: 0 LOB: 0 BB: 0 P: 11	R: 0 E: 0 K: 1 S: 9	H: 0 LOB: 0 BB: 0 P: 14	R: 0 E: 0 K: 0 S: 11	H: 1 LOB: 2 BB: 1 P: 21	R: 0 E: 0 K: 1 S: 7	H: 0 LOB: 0 BB: 0 P: 11	1B: 2 2B: 2 3B: 0 HR: 0	SF: 0 SAC: 0 DP: 0 HBP: 0	WP: 0 PB: 0 SB: 0 CS: 0	PA: 32
PITCHER	IP WLS BF H R ER SO BB IBB HBP BLK WP HR S P ERA WHIP																					
50 Miguel González, R (1,1) ERA: 2.59	7.2 W 28 4 0 0 6 1 0 0 0 0 0 0 70 105 0.00 0.652																					
35 Brad Brach, R (8,1) ERA: 4.26	1.1 S 4 0 0 0 1 0 0 0 0 0 0 0 10 17 0.00 0.000																					

Tampa Bay Rays @ Baltimore Orioles
Tropicana Field, St. Petersburg, FL
Sat May 02 2015, 7:08 PM - 9:39 PM EDT
Att: 12,789 - Dome - 72 F

livebaseballscorecards.com

AB 31
R 0
H 4
RBI 0
BB 1
SO 7
LOB 10



Batter	1	2	3	4	5	6	7	8	9	AB	R	H	RBI	BB	SO	LOB	BOTTOM			
13 Manny Machado, R (1,5) OBP: 0.322, SLG: 0.455										3	1	0	0	1	0	0				
38 Jimmy Paredes, S (1,10) OBP: 0.167, SLG: 0.681										4	1	1	0	0	0	0				
10 Adam Jones, R (1,8) OBP: 0.413, SLG: 0.651										4	0	1	0	0	0	2				
19 Chris Davis, L (1,3) OBP: 0.330, SLG: 0.519										3	1	1	1	1	1	0				
43 Rey Navarro, S (9,4) OBP: 0.250, SLG: 0.375										0	0	0	0	0	0	0				
28 Steve Pearce, R (1,4) OBP: 0.273, SLG: 0.310										4	0	1	2	0	1	2				
23 Travis Snider, L (1,9) OBP: 0.371, SLG: 0.407										3	0	1	0	1	1	0				
36 Caleb Joseph, R (1,2) OBP: 0.439, SLG: 0.509										3	1	1	1	1	1	1				
9 David Lough, L (1,7) OBP: 0.357, SLG: 0.538										3	0	1	0	0	0	2				
1 Everth Cabrera, S (1,6) OBP: 0.244, SLG: 0.257										3	0	0	0	0	2	1				
Inning Stats	R: 0 E: 0 K: 0 S: 4	H: 0 LOB: 0 BB: 0 P: 6	R: 0 E: 0 K: 1 S: 11	H: 0 LOB: 2 BB: 2 P: 22	R: 3 E: 0 K: 1 S: 13	H: 3 LOB: 1 BB: 1 P: 21	R: 0 E: 0 K: 1 S: 12	H: 1 LOB: 0 BB: 0 P: 17	R: 0 E: 0 K: 1 S: 13	H: 1 LOB: 2 BB: 1 P: 23	R: 1 E: 0 K: 1 S: 15	H: 1 LOB: 0 BB: 0 P: 21	R: 0 E: 0 K: 0 S: 11	H: 0 LOB: 0 BB: 0 P: 16	R: 0 E: 0 K: 1 S: 14	H: 1 LOB: 1 BB: 0 P: 21	1B: 5 2B: 1 3B: 0 HR: 1	SF: 0 SAC: 0 DP: 0 HBP: 0	WP: 0 PB: 0 SB: 0 CS: 0	PA: 34
PITCHER	IP WLS BF H R ER SO BB IBB HBP BLK WP HR S P ERA WHIP																			
22 Chris Archer, R (1,1) ERA: 1.64	6.0 L 27 6 4 4 4 4 0 0 0 0 0 0 68 110 6.00 1.667																			
43 Ernesto Frieri, R (7,1) ERA: 4.22	1.0 3 0 0 0 0 0 0 0 0 0 0 0 11 16 0.00 0.000																			
31 Xavier Cedeño, L (8,1) ERA: 3.86	1.0 4 1 0 0 1 0 0 0 0 0 0 0 14 21 0.00 1.000																			

Tampa Bay Rays @ Baltimore Orioles
Tropicana Field, St. Petersburg, FL
Sat May 02 2015, 7:08 PM - 9:39 PM EDT
Att: 12,789 - Dome - 72 F

AB 30
R 4
H 7
RBI 4
BB 4
SO 6
LOB 8



Batter	1	2	3	4	5	6	7	8	9	AB	R	H	RBI	BB	SO	LOB	TOP						
39 Kevin Kiermaier, L (1, 8) OBP: 0.304, SLG: 0.500										5	0	0	0	0	1	0							
20 Steven Souza Jr., R (1, 9) OBP: 0.317, SLG: 0.396										3	1	2	0	1	1	0							
21 James Loney, L (1, 3) OBP: 0.326, SLG: 0.500										5	1	1	0	0	1	4							
3 Evan Longoria, R (1, 5) OBP: 0.387, SLG: 0.409										4	1	1	1	1	1	0							
7 David DeJesus, L (1, 7) OBP: 0.328, SLG: 0.345										4	0	2	2	0	0	0							
5 Brandon Guyer, R (9, PH) OBP: 0.364, SLG: 0.400										1	0	0	0	0	0	0							
11 Logan Forsythe, R (1, 4) OBP: 0.385, SLG: 0.484										4	0	2	0	1	0	1							
13 Asdrúbal Cabrera, S (1, 6) OBP: 0.260, SLG: 0.278										4	1	2	0	0	0	4							
9 Joey Butler, R (1, 10) OBP: 0.429, SLG: 0.833										3	1	1	2	1	1	3							
44 René Rivera, R (1, 2) OBP: 0.160, SLG: 0.192										4	0	0	0	0	2	3							
Inning Stats	R: 2 H: 3 E: 0 K: 1 S: 14	H: 3 LOB: 1 BB: 0 P: 20	R: 2 H: 2 E: 0 K: 0 S: 11	H: 2 LOB: 1 BB: 0 P: 18	R: 0 H: 2 E: 0 K: 2 S: 15	H: 2 LOB: 3 BB: 1 P: 24	R: 0 H: 0 E: 0 K: 1 S: 7	H: 0 LOB: 0 BB: 1 P: 12	R: 0 H: 1 E: 0 K: 0 S: 8	H: 1 LOB: 1 BB: 0 P: 13	R: 0 H: 0 E: 0 K: 3 S: 10	H: 0 LOB: 0 BB: 0 P: 15	R: 1 H: 2 E: 0 K: 0 S: 17	H: 2 LOB: 3 BB: 2 P: 34	R: 0 H: 1 E: 0 K: 0 S: 8	H: 1 LOB: 1 BB: 0 P: 12	R: 0 H: 0 E: 0 K: 0 S: 11	H: 0 LOB: 0 BB: 0 P: 14	1B: 6 2B: 4 3B: 0 HR: 1	SF: 0 SAC: 0 DP: 0 HBP: 1	WP: 0 PB: 0 SB: 0 CS: 1	PA: 42	
PITCHER	IP WLS BF H R ER SO BB IBB HBP BLK WP HR S P ERA WHIP	IP WLS BF H R ER SO BB IBB HBP BLK WP HR S P ERA WHIP	IP WLS BF H R ER SO BB IBB HBP BLK WP HR S P ERA WHIP	IP WLS BF H R ER SO BB IBB HBP BLK WP HR S P ERA WHIP	IP WLS BF H R ER SO BB IBB HBP BLK WP HR S P ERA WHIP	IP WLS BF H R ER SO BB IBB HBP BLK WP HR S P ERA WHIP	IP WLS BF H R ER SO BB IBB HBP BLK WP HR S P ERA WHIP	IP WLS BF H R ER SO BB IBB HBP BLK WP HR S P ERA WHIP	IP WLS BF H R ER SO BB IBB HBP BLK WP HR S P ERA WHIP	IP WLS BF H R ER SO BB IBB HBP BLK WP HR S P ERA WHIP	IP WLS BF H R ER SO BB IBB HBP BLK WP HR S P ERA WHIP	IP WLS BF H R ER SO BB IBB HBP BLK WP HR S P ERA WHIP	IP WLS BF H R ER SO BB IBB HBP BLK WP HR S P ERA WHIP	IP WLS BF H R ER SO BB IBB HBP BLK WP HR S P ERA WHIP	IP WLS BF H R ER SO BB IBB HBP BLK WP HR S P ERA WHIP	IP WLS BF H R ER SO BB IBB HBP BLK WP HR S P ERA WHIP	IP WLS BF H R ER SO BB IBB HBP BLK WP HR S P ERA WHIP	IP WLS BF H R ER SO BB IBB HBP BLK WP HR S P ERA WHIP	IP WLS BF H R ER SO BB IBB HBP BLK WP HR S P ERA WHIP	IP WLS BF H R ER SO BB IBB HBP BLK WP HR S P ERA WHIP	IP WLS BF H R ER SO BB IBB HBP BLK WP HR S P ERA WHIP	IP WLS BF H R ER SO BB IBB HBP BLK WP HR S P ERA WHIP	IP WLS BF H R ER SO BB IBB HBP BLK WP HR S P ERA WHIP

Tampa Bay Rays @ Boston Red Sox
Fenway Park, Boston, MA
Mon May 04 2015, 7:12 PM - 10:21 PM EDT
Att: 34,541 - Partly Cloudy - 78 F

AB 37
R 5
H 11
RBI 5
BB 4
SO 7
LOB 15

Batter	1	2	3	4	5	6	7	8	9	AB	R	H	RBI	BB	SO	LOB	BOTTOM						
50 Mookie Betts, R (1, 8) OBP: 0.299, SLG: 0.350										4	0	1	0	0	0	0							
15 Dustin Pedroia, R (1, 4) OBP: 0.371, SLG: 0.485										3	0	1	0	1	1	1							
34 David Ortiz, L (1, 10) OBP: 0.340, SLG: 0.432										4	0	1	0	0	1	3							
13 Hanley Ramirez, R (1, 7) OBP: 0.340, SLG: 0.609										0	0	0	0	0	0	0							
5 Allen Craig, R (1, 7) OBP: 0.222, SLG: 0.220										4	0	1	0	0	2	3							
Pablo Sandoval, S (1, 5) OBP: 0.385, SLG: 0.419										4	0	0	0	0	1	2							
12 Mike Napoli, R (1, 3) OBP: 0.286, SLG: 0.280										4	0	0	0	0	0	1							
26 Brock Holt, L (1, 9) OBP: 0.433, SLG: 0.509										4	1	2	0	0	0	0							
2 Xander Bogaerts, R (1, 6) OBP: 0.326, SLG: 0.368										3	0	1	1	0	1	1							
3 Sandy León, S (1, 2) OBP: 0.269, SLG: 0.174										3	0	0	0	0	1	1							
Inning Stats	R: 0 H: 1 E: 0 K: 1 S: 16	H: 1 LOB: 1 BB: 0 P: 20	R: 1 H: 2 E: 0 K: 1 S: 14	H: 2 LOB: 1 BB: 0 P: 19	R: 0 H: 1 E: 0 K: 1 S: 10	H: 1 LOB: 1 BB: 0 P: 19	R: 0 H: 1 E: 0 K: 2 S: 12	H: 1 LOB: 1 BB: 0 P: 15	R: 0 H: 0 E: 0 K: 0 S: 11	H: 0 LOB: 0 BB: 0 P: 14	R: 0 H: 2 E: 0 K: 0 S: 6	H: 2 LOB: 1 BB: 0 P: 9	R: 0 H: 0 E: 0 K: 0 S: 9	H: 0 LOB: 0 BB: 0 P: 14	R: 0 H: 0 E: 0 K: 1 S: 10	H: 0 LOB: 1 BB: 1 P: 18	R: 0 H: 0 E: 0 K: 0 S: 7	H: 0 LOB: 0 BB: 0 P: 11	1B: 2 2B: 3 3B: 2 HR: 0	SF: 0 SAC: 0 DP: 1 HBP: 0	WP: 1 PB: 0 SB: 0 CS: 0	PA: 34	
PITCHER	IP WLS BF H R ER SO BB IBB HBP BLK WP HR S P ERA WHIP	IP WLS BF H R ER SO BB IBB HBP BLK WP HR S P ERA WHIP	IP WLS BF H R ER SO BB IBB HBP BLK WP HR S P ERA WHIP	IP WLS BF H R ER SO BB IBB HBP BLK WP HR S P ERA WHIP	IP WLS BF H R ER SO BB IBB HBP BLK WP HR S P ERA WHIP	IP WLS BF H R ER SO BB IBB HBP BLK WP HR S P ERA WHIP	IP WLS BF H R ER SO BB IBB HBP BLK WP HR S P ERA WHIP	IP WLS BF H R ER SO BB IBB HBP BLK WP HR S P ERA WHIP	IP WLS BF H R ER SO BB IBB HBP BLK WP HR S P ERA WHIP	IP WLS BF H R ER SO BB IBB HBP BLK WP HR S P ERA WHIP	IP WLS BF H R ER SO BB IBB HBP BLK WP HR S P ERA WHIP	IP WLS BF H R ER SO BB IBB HBP BLK WP HR S P ERA WHIP	IP WLS BF H R ER SO BB IBB HBP BLK WP HR S P ERA WHIP	IP WLS BF H R ER SO BB IBB HBP BLK WP HR S P ERA WHIP	IP WLS BF H R ER SO BB IBB HBP BLK WP HR S P ERA WHIP	IP WLS BF H R ER SO BB IBB HBP BLK WP HR S P ERA WHIP	IP WLS BF H R ER SO BB IBB HBP BLK WP HR S P ERA WHIP	IP WLS BF H R ER SO BB IBB HBP BLK WP HR S P ERA WHIP	IP WLS BF H R ER SO BB IBB HBP BLK WP HR S P ERA WHIP	IP WLS BF H R ER SO BB IBB HBP BLK WP HR S P ERA WHIP	IP WLS BF H R ER SO BB IBB HBP BLK WP HR S P ERA WHIP	IP WLS BF H R ER SO BB IBB HBP BLK WP HR S P ERA WHIP	IP WLS BF H R ER SO BB IBB HBP BLK WP HR S P ERA WHIP

Tampa Bay Rays @ Boston Red Sox
Fenway Park, Boston, MA
Mon May 04 2015, 7:12 PM - 10:21 PM EDT
Att: 34,541 - Partly Cloudy - 78 F

AB 33
R 1
H 7
RBI 1
BB 1
SO 7
LOB 12

Batter	1	2	3	4	5	6	7	8	9	AB	R	H	RBI	BB	SO	LOB	TOP			
39 Kevin Kiermaier, L (1, 8) OBP: 0.301, SLG: 0.488										4	0	1	0	0	0	1				
20 Steven Souza Jr., R (1, 9) OBP: 0.324, SLG: 0.460										4	0	2	0	0	1	1				
21 James Loney, L (1, 3) OBP: 0.298, SLG: 0.455										4	0	0	0	0	0	4				
3 Evan Longoria, R (1, 5) OBP: 0.382, SLG: 0.402										4	0	1	0	0	1	1				
7 David DeJesus, L (1, 7) OBP: 0.332, SLG: 0.355										4	0	2	0	0	0	0				
11 Logan Forsythe, R (1, 4) OBP: 0.380, SLG: 0.483										4	0	1	0	0	0	3				
13 Asdrúbal Cabrera, S (1, 6) OBP: 0.250, SLG: 0.267										4	0	0	0	0	2	3				
9 Joey Butler, R (1, 10) OBP: 0.300, SLG: 0.556										3	0	0	0	0	1	1				
46 Bobby Wilson, R (1, 2) OBP: 0.233, SLG: 0.148										3	0	1	0	0	1	0				
Inning Stats	R: 0 H: 1 E: 1 K: 2 S: 12	H: 1 LOB: 1 BB: 0 P: 20	R: 0 H: 0 E: 0 K: 1 S: 9	H: 1 LOB: 1 BB: 0 P: 12	R: 0 H: 1 E: 0 K: 0 S: 9	H: 1 LOB: 1 BB: 0 P: 18	R: 0 H: 2 E: 0 K: 1 S: 10	H: 2 LOB: 1 BB: 0 P: 13	R: 0 H: 1 E: 0 K: 0 S: 10	H: 1 LOB: 1 BB: 0 P: 15	R: 0 H: 0 E: 0 K: 1 S: 7	H: 0 LOB: 0 BB: 0 P: 12	R: 0 H: 0 E: 0 K: 0 S: 8	H: 0 LOB: 0 BB: 0 P: 12	R: 0 H: 0 E: 0 K: 0 S: 8	H: 0 LOB: 0 BB: 0 P: 13	1B: 8 2B: 1 3B: 0 HR: 0	SF: 0 SAC: 0 DP: 1 HBP: 0	WP: 1 PB: 0 SB: 1 CS: 0	PA: 34
PITCHER	IP WLS BF ERA WHIP	WLS BF ERA WHIP	H R ER SO BB IBB HBP BLK WP HR S P ERA WHIP	H R ER SO BB IBB HBP BLK WP HR S P ERA WHIP	H R ER SO BB IBB HBP BLK WP HR S P ERA WHIP	H R ER SO BB IBB HBP BLK WP HR S P ERA WHIP	H R ER SO BB IBB HBP BLK WP HR S P ERA WHIP	H R ER SO BB IBB HBP BLK WP HR S P ERA WHIP	H R ER SO BB IBB HBP BLK WP HR S P ERA WHIP	H R ER SO BB IBB HBP BLK WP HR S P ERA WHIP	H R ER SO BB IBB HBP BLK WP HR S P ERA WHIP	H R ER SO BB IBB HBP BLK WP HR S P ERA WHIP	H R ER SO BB IBB HBP BLK WP HR S P ERA WHIP	H R ER SO BB IBB HBP BLK WP HR S P ERA WHIP	H R ER SO BB IBB HBP BLK WP HR S P ERA WHIP	H R ER SO BB IBB HBP BLK WP HR S P ERA WHIP	1B: 8 2B: 1 3B: 0 HR: 0	SF: 0 SAC: 0 DP: 1 HBP: 0	WP: 1 PB: 0 SB: 1 CS: 0	PA: 34

Tampa Bay Rays @ Boston Red Sox
Fenway Park, Boston, MA
Tue May 05 2015, 7:14 PM - 9:39 PM EDT
Att: 33,688 - Cloudy - 57 F

AB	34
R	0
H	8
RBI	0
BB	0
SO	6
LOB	14



Batter	1	2	3	4	5	6	7	8	9	AB	R	H	RBI	BB	SO	LOB	BOTTOM			
50 Mookie Betts, R (1, 8) OBP: 0.306, SLG: 0.411										4	2	2	2	0	0	0				
15 Dustin Pedroia, R (1, 4) OBP: 0.367, SLG: 0.471										3	0	0	0	1	1	0				
34 David Ortiz, L (1, 10) OBP: 0.336, SLG: 0.435										4	0	1	0	0	1	1				
12 Mike Napoli, R (1, 3) OBP: 0.265, SLG: 0.279										4	0	1	0	0	0	2				
Pablo Sandoval, S (1, 5) OBP: 0.370, SLG: 0.402										4	0	0	0	0	2	3				
5 Allen Craig, R (1, 7) OBP: 0.250, SLG: 0.233										2	0	1	0	1	0	1				
26 Brock Holt, L (1, 9) OBP: 0.413, SLG: 0.482										3	0	0	0	0	1	1				
2 Xander Bogaerts, R (1, 6) OBP: 0.327, SLG: 0.360										2	0	0	0	1	1	1				
23 Blake Swihart, S (1, 2) OBP: 0.182, SLG: 0.100										3	0	0	0	0	0	1				
Inning Stats	R: 0 H: 0 E: 0 K: 1 S: 11	H: 0 LOB: 1 BB: 1 P: 20	R: 0 H: 0 E: 0 K: 1 S: 11	H: 0 LOB: 1 BB: 1 P: 18	R: 0 H: 0 E: 0 K: 1 S: 7	H: 0 LOB: 0 BB: 0 P: 8	R: 0 H: 0 E: 1 K: 1 S: 13	H: 0 LOB: 1 BB: 0 P: 18	R: 0 H: 0 E: 0 K: 1 S: 8	H: 0 LOB: 0 BB: 0 P: 9	R: 1 H: 2 E: 0 K: 1 S: 13	H: 2 LOB: 1 BB: 0 P: 19	R: 0 H: 1 E: 0 K: 0 S: 6	H: 1 LOB: 1 BB: 1 P: 11	R: 1 H: 2 E: 0 K: 0 S: 12	H: 2 LOB: 1 BB: 0 P: 17	1B: 2 2B: 1 3B: 0 HR: 2	SF: 0 SAC: 0 DP: 0 HBP: 0	WP: 0 PB: 0 SB: 1 CS: 0	PA: 32
PITCHER	IP WLS BF ERA WHIP	WLS BF ERA WHIP	H R ER SO BB IBB HBP BLK WP HR S P ERA WHIP	H R ER SO BB IBB HBP BLK WP HR S P ERA WHIP	H R ER SO BB IBB HBP BLK WP HR S P ERA WHIP	H R ER SO BB IBB HBP BLK WP HR S P ERA WHIP	H R ER SO BB IBB HBP BLK WP HR S P ERA WHIP	H R ER SO BB IBB HBP BLK WP HR S P ERA WHIP	H R ER SO BB IBB HBP BLK WP HR S P ERA WHIP	H R ER SO BB IBB HBP BLK WP HR S P ERA WHIP	H R ER SO BB IBB HBP BLK WP HR S P ERA WHIP	H R ER SO BB IBB HBP BLK WP HR S P ERA WHIP	H R ER SO BB IBB HBP BLK WP HR S P ERA WHIP	H R ER SO BB IBB HBP BLK WP HR S P ERA WHIP	H R ER SO BB IBB HBP BLK WP HR S P ERA WHIP	H R ER SO BB IBB HBP BLK WP HR S P ERA WHIP	1B: 2 2B: 1 3B: 0 HR: 2	SF: 0 SAC: 0 DP: 0 HBP: 0	WP: 0 PB: 0 SB: 1 CS: 0	PA: 32

Tampa Bay Rays @ Boston Red Sox
Fenway Park, Boston, MA
Tue May 05 2015, 7:14 PM - 9:39 PM EDT
Att: 33,688 - Cloudy - 57 F

AB	29
R	2
H	5
RBI	2
BB	3
SO	6
LOB	10



Batter	1	2	3	4	5	6	7	8	9	AB	R	H	RBI	BB	SO	LOB	TOP				
17 Shin-Soo Choo, L (1,9) OBP: 0.280, SLG: 0.353										3	0	1	0	1	2	1					
1 Elvis Andrus, R (1,6) OBP: 0.299, SLG: 0.299										4	0	1	0	0	0	1					
84 Prince Fielder, L (1,10) OBP: 0.397, SLG: 0.461										4	0	1	0	0	2	4					
29 Adrián Beltré, R (1,5) OBP: 0.270, SLG: 0.364										3	0	0	1	0	0	1					
88 Kyle Blanks, R (1,3) OBP: 0.395, SLG: 0.657										3	0	0	0	1	1	0					
12 Rougned Odor, L (8,PR) OBP: 0.252, SLG: 0.233										0	0	0	0	0	0	0					
43 Carlos Peguero, L (1,7) OBP: 0.371, SLG: 0.490										3	0	0	0	1	2	3					
3 Carlos Corporán, S (1,2) OBP: 0.298, SLG: 0.316										4	0	0	0	0	3	1					
9 Adam Rosales, R (1,4) OBP: 0.216, SLG: 0.343										4	1	1	1	0	1	1					
7 Delino DeShields, R (1,8) OBP: 0.314, SLG: 0.267										4	1	2	0	0	1	0					
Inning Stats	R: 0 H: 1 E: 0 K: 1 S: 11	H: 1 LOB: 1 BB: 0 P: 19	R: 0 H: 0 E: 0 K: 2 S: 10	H: 0 LOB: 1 BB: 1 P: 20	R: 0 H: 0 E: 0 K: 2 S: 10	H: 0 LOB: 1 BB: 1 P: 19	R: 0 H: 0 E: 0 K: 1 S: 6	H: 0 LOB: 0 BB: 0 P: 11	R: 0 H: 1 E: 0 K: 3 S: 11	H: 0 LOB: 0 BB: 0 P: 7	R: 0 H: 0 E: 0 K: 0 S: 5	H: 0 LOB: 0 BB: 0 P: 14	R: 2 H: 4 E: 0 K: 2 S: 24	H: 4 LOB: 3 BB: 1 P: 35	R: 0 H: 0 E: 0 K: 1 S: 11	H: 0 LOB: 0 BB: 0 P: 15	1B: 5 2B: 0 3B: 0 HR: 1	SF: 1 SAC: 0 DP: 0 HBP: 0	WP: 0 PB: 0 SB: 1 CS: 0	PA: 36	
PITCHER	IP	WLS	BF	H	R	ER	SO	BB	IBB	HBP	BLK	WP	HR	S	P	ERA	WHIP				
51 Nate Karns, R (1,1) ERA: 3.79	7.0	W	27	4	2	2	9	2	0	0	0	0	1	70	117	2.57	0.857				
31 Xavier Cedeño, L (8,1) ERA: 2.7	0.1		3	2	0	0	1	0	0	0	0	0	0	7	10	0.00	6.000				
40 Kevin Jepsen, R (8,1) ERA: 2.25	0.2	H	3	0	0	0	1	1	0	0	0	0	0	10	15	0.00	1.500				
54 Steve Geltz, R (9,1) ERA: 3.31	1.0		3	0	0	0	1	0	0	0	0	0	0	11	15	0.00	0.000				

Texas Rangers @ Tampa Bay Rays
Tropicana Field, St. Petersburg, FL
Fri May 08 2015, 7:12 PM - 10:05 PM EDT
Att: 11,704 - Dome - 72 F


AB 32
R 2
H 6
RBI 2
BB 3
SO 12
LOB 12



Batter	1	2	3	4	5	6	7	8	9	AB	R	H	RBI	BB	SO	LOB	BOTTOM				
39 Kevin Kiermaier, L (1,8) OBP: 0.295, SLG: 0.478										4	0	0	0	0	0	0					
20 Steven Souza Jr., R (1,9) OBP: 0.322, SLG: 0.373										4	1	0	0	0	2	1					
21 James Loney, L (1,3) OBP: 0.283, SLG: 0.404										4	2	2	0	0	0	0					
3 Evan Longoria, R (1,10) OBP: 0.403, SLG: 0.475										4	2	2	1	0	1	0					
7 David DeJesus, L (1,7) OBP: 0.364, SLG: 0.429										2	1	1	1	0	0	0					
5 Brandon Guyer, R (6,PH) OBP: 0.389, SLG: 0.483										2	2	2	3	0	0	0					
1 Tim Beckham, R (1,4) OBP: 0.276, SLG: 0.406										2	0	0	1	1	0	0					
13 Asdrúbal Cabrera, S (1,6) OBP: 0.239, SLG: 0.264										4	0	1	0	0	0	3					
10 Jake Elmore, R (1,5) OBP: 0.357, SLG: 0.615										3	0	1	1	1	2	1					
44 René Rivera, R (1,2) OBP: 0.169, SLG: 0.200										4	0	0	0	0	1	3					
Inning Stats	R: 0 H: 0 E: 0 K: 0 S: 8	H: 0 LOB: 0 BB: 0 P: 12	R: 1 H: 1 E: 0 K: 0 S: 12	H: 1 LOB: 0 BB: 0 P: 19	R: 0 H: 0 E: 0 K: 1 S: 7	H: 0 LOB: 0 BB: 0 P: 12	R: 0 H: 0 E: 0 K: 2 S: 8	H: 0 LOB: 0 BB: 0 P: 13	R: 0 H: 0 E: 0 K: 0 S: 10	H: 0 LOB: 2 BB: 2 P: 19	R: 4 H: 4 E: 1 K: 1 S: 20	H: 4 LOB: 1 BB: 0 P: 28	R: 0 H: 0 E: 0 K: 2 S: 8	H: 0 LOB: 0 BB: 0 P: 12	R: 3 H: 4 E: 1 K: 0 S: 19	H: 4 LOB: 1 BB: 0 P: 32	1B: 6 2B: 1 3B: 0 HR: 2	SF: 1 SAC: 0 DP: 0 HBP: 0	WP: 1 PB: 0 SB: 1 CS: 0	PA: 36	
PITCHER	IP	WLS	BF	H	R	ER	SO	BB	IBB	HBP	BLK	WP	HR	S	P	ERA	WHIP				
49 Yovani Gallardo, R (1,1) ERA: 4.19	5.1	L	22	3	4	3	3	2	0	0	0	0	1	57	92	5.06	0.938				
58 Alex Claudio, L (6,1) ERA: 4.5	0.0		1	1	1	1	0	0	0	0	0	0	1	1	1	∞	∞				
63 Anthony Bass, R (6,1) ERA: 3.48	0.2		3	1	0	0	1	0	0	0	0	0	0	7	10	0.00	1.500				
57 Stolmy Pimentel, R (7,1) ERA: 3.48	2.0		10	4	3	3	2	0	0	0	0	1	0	27	44	13.50	2.000				

Texas Rangers @ Tampa Bay Rays
Tropicana Field, St. Petersburg, FL
Fri May 08 2015, 7:12 PM - 10:05 PM EDT
Att: 11,704 - Dome - 72 F

AB 33
R 8
H 9
RBI 7
BB 2
SO 6
LOB 8



Batter	1	2	3	4	5	6	7	8	9	AB	R	H	RBI	BB	SO	LOB	TOP																
17 Shin-Soo Choo, L OBP: 0.286, SLG: 0.348										4	0	1	0	1	1	3	<p>Texas Rangers @ Tampa Bay Rays Tropicana Field, St. Petersburg, FL Sat May 09 2015, 6:12 PM - 9:28 PM EDT Att: 20,943 - Dome - 72 F</p> <p>livebaseballscorecards.com</p> <p>AB 36 R 2 H 8 RBI 2 BB 3 SO 8 LOB 23</p>																
1 Elvis Andrus, R OBP: 0.295, SLG: 0.295										5	0	1	0	0	1	3																	
84 Prince Fielder, L OBP: 0.397, SLG: 0.458										5	0	2	0	0	0	4																	
29 Adrián Beltré, R OBP: 0.267, SLG: 0.358										5	0	1	0	0	1	5																	
88 Kyle Blanks, R OBP: 0.381, SLG: 0.615										4	1	1	0	0	2	4																	
43 Carlos Peguero, L OBP: 0.384, SLG: 0.528										4	1	1	2	0	2	2																	
2 Leonys Martín, L OBP: 0.246, SLG: 0.287										4	0	0	0	0	1	0																	
61 Robinson Chirinos, R OBP: 0.306, SLG: 0.383										2	0	1	0	1	0	0																	
9 Adam Rosales, R OBP: 0.220, SLG: 0.316										3	0	0	0	1	0	2																	
Inning Stats	R: 0 E: 0 K: 1 S: 11	H: 1 LOB: 2 BB: 1 P: 19	R: 0 E: 0 K: 1 S: 8	H: 0 LOB: 0 BB: 0 P: 10	R: 0 E: 0 K: 0 S: 9	H: 1 LOB: 1 BB: 0 P: 18	R: 2 E: 0 K: 0 S: 17	H: 3 LOB: 2 BB: 1 P: 30	R: 0 E: 0 K: 3 S: 15	H: 2 LOB: 0 BB: 0 P: 19	R: 0 E: 0 K: 1 S: 9	H: 0 LOB: 1 BB: 0 P: 15	R: 0 E: 0 K: 1 S: 11	H: 0 LOB: 0 BB: 0 P: 15	R: 0 E: 1 K: 1 S: 12	H: 1 LOB: 3 BB: 1 P: 21		1B: 6 2B: 1 3B: 0 HR: 1	SF: 0 SAC: 0 DP: 0 HBP: 1	WP: 0 PB: 1 SB: 1 CS: 0	PA: 40												
PITCHER	IP WLS BF H R ER SO BB IBB HBP BLK WP HR S P ERA WHIP																																
35 Matt Andriese, R ERA: 5.4	3.2	17	5	2	2	2	1	0	0	0	0	0	0	1	40	65	4.91	1.636															
47 Brandon Gomes, R ERA: 2.25	1.0	6	2	0	0	2	1	0	0	0	0	0	0	15	26	0.00	3.000																
54 Steve Geltz, R ERA: 3.24	0.1	1	0	0	0	1	0	0	0	0	0	0	0	5	5	0.00	0.000																
59 Andrew Bellatti, R ERA: 1.5	3.1	W	14	1	0	0	2	1	0	1	0	0	0	33	52	0.00	0.600																
26 Brad Boxberger, R ERA: 1.5	0.2	S	2	0	0	0	1	0	0	0	0	0	0	4	6	0.00	0.000																

Batter	1	2	3	4	5	6	7	8	9	AB	R	H	RBI	BB	SO	LOB	BOTTOM															
5 Brandon Guyer, R OBP: 0.390, SLG: 0.477										5	2	2	0	0	0	2	<p>Texas Rangers @ Tampa Bay Rays Tropicana Field, St. Petersburg, FL Sat May 09 2015, 6:12 PM - 9:28 PM EDT Att: 20,943 - Dome - 72 F</p> <p>livebaseballscorecards.com</p> <p>AB 32 R 7 H 10 RBI 7 BB 4 SO 4 LOB 15</p>															
20 Steven Souza Jr., R OBP: 0.336, SLG: 0.464										2	2	1	3	2	0	0																
3 Evan Longoria, R OBP: 0.415, SLG: 0.510										3	1	2	3	1	0	2																
11 Logan Forsythe, R OBP: 0.363, SLG: 0.446										4	0	0	0	0	1	2																
9 Joey Butler, R OBP: 0.304, SLG: 0.429										3	0	1	0	0	0	1																
39 Kevin Kiermaier, L OBP: 0.295, SLG: 0.478										0	0	0	0	0	0	0																
21 James Loney, L OBP: 0.286, SLG: 0.377										4	0	0	0	0	1	3																
13 Asdrúbal Cabrera, S OBP: 0.299, SLG: 0.316										4	1	3	1	0	0	2																
1 Tim Beckham, R OBP: 0.263, SLG: 0.382										4	0	0	0	0	1	2																
44 René Rivera, R OBP: 0.183, SLG: 0.216										3	1	1	0	1	1	1																
Inning Stats	R: 3 E: 0 K: 0 S: 14	H: 2 LOB: 0 BB: 1 P: 24	R: 0 E: 0 K: 1 S: 15	H: 1 LOB: 1 BB: 0 P: 21	R: 0 E: 0 K: 0 S: 14	H: 0 LOB: 1 BB: 1 P: 24	R: 0 E: 0 K: 1 S: 9	H: 1 LOB: 0 BB: 0 P: 17	R: 3 E: 0 K: 0 S: 16	H: 4 LOB: 2 BB: 1 P: 27	R: 0 E: 0 K: 0 S: 12	H: 1 LOB: 2 BB: 1 P: 21	R: 0 E: 0 K: 1 S: 8	H: 0 LOB: 0 BB: 0 P: 15	R: 1 E: 0 K: 0 S: 10	H: 1 LOB: 0 BB: 0 P: 16	1B: 5 2B: 2 3B: 0 HR: 3	SF: 0 SAC: 0 DP: 0 HBP: 1	WP: 1 PB: 0 SB: 1 CS: 2	PA: 39												
PITCHER	IP WLS BF H R ER SO BB IBB HBP BLK WP HR S P ERA WHIP																															
47 Ross Detwiler, L ERA: 7.22	4.0	L	19	5	5	2	3	0	0	0	0	1	1	56	96	11.25	2.000															
63 Anthony Bass, R ERA: 3.57	2.0		11	4	1	1	0	0	0	0	0	1	24	38	4.50	2.500																
44 Spencer Patton, R ERA: 9.0	2.0		7	1	1	1	0	0	0	0	1	18	31	4.50	0.500																	

Batter	1	2	3	4	5	6	7	8	9	AB	R	H	RBI	BB	SO	LOB	TOP																
17 Shin-Soo Choo, L (1,9) OBP: 0.294, SLG: 0.376 20 Jake Smolinski, R (8,7) OBP: 0.290, SLG: 0.220										4	0	2	0	0	1	2	<p>Texas Rangers @ Tampa Bay Rays Tropicana Field, St. Petersburg, FL Sun May 10 2015, 1:12 PM - 4:18 PM EDT Att: 14,521 - Dome - 72 F</p> <p>livebaseballscorecards.com</p> <p>AB 34 R 2 H 8 RBI 2 BB 4 SO 9 LOB 14</p>																
1 Elvis Andrus, R (1,6) OBP: 0.283, SLG: 0.286										4	1	0	0	1	1	3																	
84 Prince Fielder, L (1,10) OBP: 0.359, SLG: 0.447 7 Delino DeShields, R (8,PR) OBP: 0.314, SLG: 0.267										3	0	0	0	1	0	1																	
29 Adrián Beltré, R (1,5) OBP: 0.274, SLG: 0.386										4	1	2	2	0	0	0																	
88 Kyle Blanks, R (1,3) OBP: 0.348, SLG: 0.558										4	0	0	0	0	2	2																	
43 Carlos Peguero, L (1,7) OBP: 0.371, SLG: 0.518										3	0	1	0	1	2	0																	
2 Leonys Martín, L (1,8) OBP: 0.246, SLG: 0.286										4	0	1	0	0	0	2																	
3 Carlos Corporán, S (1,2) OBP: 0.314, SLG: 0.317										3	0	1	0	1	1	2																	
9 Adam Rosales, R (1,4) OBP: 0.222, SLG: 0.310										4	0	1	0	0	1	1																	
Inning Stats	R: 0 E: 0 K: 1 S: 9	H: 0 LOB: 0 BB: 0 P: 13	R: 0 E: 0 K: 1 S: 11	H: 2 LOB: 2 BB: 0 P: 16	R: 0 E: 0 K: 1 S: 11	H: 1 LOB: 1 BB: 0 P: 12	R: 1 E: 0 K: 1 S: 7	H: 1 LOB: 0 BB: 0 P: 12	R: 0 E: 0 K: 1 S: 8	H: 0 LOB: 0 BB: 0 P: 11	R: 0 E: 0 K: 1 S: 13	H: 2 LOB: 2 BB: 0 P: 19	R: 1 E: 0 K: 0 S: 15	H: 1 LOB: 1 BB: 3 P: 32	R: 0 E: 0 K: 2 S: 13	H: 0 LOB: 1 BB: 1 P: 18		1B: 5 2B: 2 3B: 0 HR: 1	SF: 0 SAC: 0 DP: 1 HBP: 0	WP: 1 PB: 0 CS: 0	PA: 38												
PITCHER	IP WLS BF H R ER SO BB IBB HBP BLK WP HR S P ERA WHIP																																
23 Jake Odorizzi, R (1,1) ERA: 2.09	6.2	27	7	1	1	7	0	0	0	0	0	1	1	62	91	1.35	1.050																
31 Xavier Cedeño, L (7,1) ERA: 2.57	0.1	1	0	0	0	0	0	0	0	0	0	0	0	3	5	0.00	0.000																
40 Kevin Jepsen, R (8,1) ERA: 2.84	0.2	L	5	1	1	1	0	3	0	0	0	0	0	9	23	13.50	6.000																
43 Ernesto Frieri, R (8,1) ERA: 3.6	1.1	5	0	0	0	2	1	0	0	0	0	0	0	19	27	0.00	0.750																

Batter	1	2	3	4	5	6	7	8	9	AB	R	H	RBI	BB	SO	LOB	BOTTOM															
5 Brandon Guyer, R (1,7) OBP: 0.388, SLG: 0.471 7 David DeJesus, L (8,PH) OBP: 0.359, SLG: 0.423										3	0	1	1	0	0	0	<p>Texas Rangers @ Tampa Bay Rays Tropicana Field, St. Petersburg, FL Sun May 10 2015, 1:12 PM - 4:18 PM EDT Att: 14,521 - Dome - 72 F</p> <p>livebaseballscorecards.com</p> <p>AB 30 R 1 H 5 RBI 1 BB 2 SO 10 LOB 11</p>															
20 Steven Souza Jr., R (1,9) OBP: 0.333, SLG: 0.393										3	0	0	0	1	2	1																
3 Evan Longoria, R (1,5) OBP: 0.402, SLG: 0.491										4	0	0	0	0	0	3																
11 Logan Forsythe, R (1,3) OBP: 0.359, SLG: 0.438										4	0	1	0	0	2	0																
9 Joey Butler, R (1,10) OBP: 0.269, SLG: 0.375 21 James Loney, L (9,PH) OBP: 0.277, SLG: 0.387										3	0	0	0	0	2	0																
13 Adrián Beltré, S (1,6) OBP: 0.296, SLG: 0.358										1	0	1	0	0	0	0																
1 Tim Beckham, R (1,4) OBP: 0.263, SLG: 0.375										4	0	1	0	0	0	3																
39 Kevin Kiermaier, L (1,8) OBP: 0.296, SLG: 0.473										3	1	1	0	0	0	1																
44 René Rivera, R (1,2) OBP: 0.189, SLG: 0.213										1	0	0	0	0	0	0																
Inning Stats	R: 0 E: 0 K: 1 S: 9	H: 0 LOB: 0 BB: 0 P: 13	R: 0 E: 0 K: 1 S: 8	H: 0 LOB: 0 BB: 0 P: 12	R: 0 E: 0 K: 0 S: 5	H: 0 LOB: 0 BB: 0 P: 8	R: 0 E: 0 K: 1 S: 9	H: 0 LOB: 0 BB: 0 P: 15	R: 0 E: 0 K: 3 S: 13	H: 0 LOB: 0 BB: 0 P: 19	R: 1 E: 0 K: 0 S: 13	H: 2 LOB: 2 BB: 1 P: 24	R: 0 E: 0 K: 2 S: 11	H: 0 LOB: 1 BB: 1 P: 21	R: 0 E: 0 K: 1 S: 9	H: 1 LOB: 1 BB: 0 P: 13		R: 0 E: 0 K: 1 S: 15	H: 2 LOB: 2 BB: 0 P: 24	1B: 5 2B: 1 3B: 0 HR: 0	SF: 0 SAC: 1 DP: 1 HBP: 1	WP: 2 PB: 0 CS: 0	PA: 34									
PITCHER	IP WLS BF H R ER SO BB IBB HBP BLK WP HR S P ERA WHIP																															
51 Wandy Rodríguez, L (1,1) ERA: 2.7	6.0	21	2	1	1	6	1	0	0	0	1	0	11	21	0.00	1.000																
50 Keone Kela, R (7,1) ERA: 1.8	1.0	W	4	0	0	0	1	0	0	0	1	0	11	21	0.00	1.000																
37 Shawn Tolleson, R (8,1) ERA: 4.85	1.0	H	4	1	0	0	1	0	0	0	0	0	9	13	0.00	1.000																
30 Nefeli Feliz, R (9,1) ERA: 4.05	1.0	S	5	2	0	0	1	0	0	0	1	0	15	24	0.00	2.000																

Batter	1	2	3	4	5	6	7	8	9	AB	R	H	RBI	BB	SO	LOB	TOP			
22 Jacoby Ellsbury, L OBP: 0.418, SLG: 0.400										4	1	2	0	0	1	0	<p>New York Yankees @ Tampa Bay Rays Tropicana Field, St. Petersburg, FL Tue May 12 2015, 7:12 PM - 9:43 PM EDT Att: 10,417 - Dome - 72 F</p> <p>livebaseballscorecards.com</p> <p>AB 33 R 2 H 8 RBI 2 BB 2 SO 9 LOB 14</p>			
11 Brett Gardner, L OBP: 0.397, SLG: 0.467										3	1	2	0	1	0	0				
13 Alex Rodriguez, R OBP: 0.357, SLG: 0.542										3	0	0	0	1	1	1				
34 Brian McCann, L OBP: 0.302, SLG: 0.423										4	0	1	1	0	1	1				
36 Carlos Beltrán, S OBP: 0.265, SLG: 0.376										4	0	1	1	0	0	0				
12 Chase Headley, S OBP: 0.284, SLG: 0.379										4	0	1	0	0	2	3				
14 Stephen Drew, L OBP: 0.281, SLG: 0.367										4	0	0	0	0	2	4				
33 Garrett Jones, L OBP: 0.189, SLG: 0.250										3	0	1	0	0	0	3				
25 Mark Teixeira, S OBP: 0.351, SLG: 0.609										1	0	0	0	0	0	1				
18 Didi Gregorius, L OBP: 0.276, SLG: 0.242										3	0	0	0	0	2	1				
Inning Stats	R: 2 H: 4 E: 0 K: 1 S: 20	H: 4 R: 1 BB: 1 P: 32	R: 0 H: 2 E: 0 K: 1 S: 10	H: 2 R: 0 BB: 0 P: 16	R: 0 H: 0 E: 0 K: 0 S: 5	H: 0 R: 0 BB: 0 P: 5	R: 0 H: 1 E: 0 K: 2 S: 12	H: 1 R: 0 BB: 0 P: 16	R: 0 H: 0 E: 0 K: 1 S: 9	H: 0 R: 0 BB: 0 P: 12	R: 0 H: 0 E: 0 K: 1 S: 9	H: 0 R: 0 BB: 0 P: 12	R: 0 H: 0 E: 0 K: 1 S: 9	H: 0 R: 0 BB: 1 P: 15	R: 0 H: 1 E: 0 K: 0 S: 11	H: 1 R: 0 BB: 0 P: 12	1B: 8 2B: 0 3B: 0 HR: 0	SF: 0 SAC: 0 DP: 0 HBP: 0	WP: 0 PB: 0 CS: 2	PA: 36
PITCHER	IP WLS BF H R ER SO BB IBB HBP BLK WP HR S P ERA WHIP																			
22 Chris Archer, R ERA: 2.59	(1, 1) 7.0 0 27 7 2 2 8 1 0 0 0 0 0 0 74 105 2.57 1.143																			
40 Kevin Jepsen, R ERA: 2.53	(8, 1) 1.0 W 4 0 0 0 1 1 0 0 0 0 0 0 9 15 0.00 1.000																			
26 Brad Boxberger, R ERA: 1.38	(9, 1) 1.0 S 4 1 0 0 0 0 0 0 0 0 0 0 11 12 0.00 1.000																			

Batter	1	2	3	4	5	6	7	8	9	AB	R	H	RBI	BB	SO	LOB	BOTTOM			
39 Kevin Kiermaier, L OBP: 0.294, SLG: 0.458										3	1	0	0	1	0	0	<p>New York Yankees @ Tampa Bay Rays Tropicana Field, St. Petersburg, FL Tue May 12 2015, 7:12 PM - 9:43 PM EDT Att: 10,417 - Dome - 72 F</p> <p>livebaseballscorecards.com</p> <p>AB 28 R 4 H 6 RBI 3 BB 3 SO 7 LOB 9</p>			
20 Steven Souza Jr., R OBP: 0.343, SLG: 0.395										4	1	2	0	0	2	0				
3 Evan Longoria, R OBP: 0.385, SLG: 0.469										3	1	1	1	0	1	1				
21 James Loney, L OBP: 0.260, SLG: 0.348										3	0	0	0	1	0	1				
11 Logan Forsythe, R OBP: 0.376, SLG: 0.482										3	1	1	0	1	1	1				
7 David DeJesus, L OBP: 0.370, SLG: 0.432										3	0	2	2	0	1	0				
13 Adrúbal Cabrera, S OBP: 0.289, SLG: 0.315										3	0	0	0	0	0	3				
5 Brandon Guyer, R OBP: 0.379, SLG: 0.438										3	0	0	0	0	1	3				
44 René Rivera, R OBP: 0.178, SLG: 0.200										3	0	0	0	0	1	0				
Inning Stats	R: 0 H: 1 E: 0 K: 1 S: 8	H: 0 R: 0 BB: 0 P: 9	R: 0 H: 0 E: 0 K: 1 S: 6	H: 0 R: 0 BB: 0 P: 9	R: 0 H: 0 E: 0 K: 0 S: 5	H: 0 R: 0 BB: 0 P: 10	R: 0 H: 0 E: 0 K: 1 S: 6	H: 0 R: 0 BB: 0 P: 10	R: 0 H: 2 E: 0 K: 1 S: 14	H: 2 R: 0 BB: 0 P: 22	R: 0 H: 0 E: 0 K: 1 S: 7	H: 0 R: 0 BB: 0 P: 10	R: 2 H: 2 E: 0 K: 0 S: 13	H: 2 R: 0 BB: 1 P: 21	R: 2 H: 1 E: 0 K: 2 S: 10	H: 1 R: 0 BB: 2 P: 21		1B: 6 2B: 0 3B: 0 HR: 0	SF: 1 SAC: 0 DP: 0 HBP: 0	WP: 3 PB: 0 CS: 0
PITCHER	IP WLS BF H R ER SO BB IBB HBP BLK WP HR S P ERA WHIP																			
30 Nathan Eovaldi, R ERA: 4.14	(1, 1) 7.1 L 29 7 4 4 0 6 2 0 0 0 0 1 0 64 101 4.91 1.091																			
68 Dellin Betances, R ERA:	(8, 1) 0.2 3 0 0 0 1 0 1 0 0 0 1 0 5 11 0.00 0.000																			

Batter	1	2	3	4	5	6	7	8	9	AB	R	H	RBI	BB	SO	LOB	TOP										
22 Jacoby Ellsbury, L (1, 8) OBP: 0.417, SLG: 0.396										4	1	1	0	1	1	2	New York Yankees @ Tampa Bay Rays Tropicana Field, St. Petersburg, FL Wed May 13 2015, 7:11 PM - 9:51 PM EDT Att: 11,924 - Dome - 72 F livebaseballscorecards.com										
11 Brett Gardner, L (1, 7) OBP: 0.389, SLG: 0.450										4	1	0	0	1	2	2											
13 Alex Rodriguez, R (1, 10) OBP: 0.351, SLG: 0.527										5	0	1	0	0	1	4											
25 Mark Teixeira, S (1, 3) OBP: 0.355, SLG: 0.605										4	0	2	1	0	1	1											
34 Brian McCann, L (1, 2) OBP: 0.308, SLG: 0.426										4	0	2	1	0	1	1											
36 Carlos Beltrán, S (1, 9) OBP: 0.284, SLG: 0.372										4	0	1	0	0	2	2											
14 Stephen Drew, L (1, 5) (8, 4)										4	0	0	0	0	2	2											
38 José Pirela, R (1, 4) OBP: 0.357, SLG: 0.429										3	0	1	0	0	2	0											
12 Chase Headley, S (8, PH) (8, 5)										1	0	1	0	0	0	0											
18 Didi Gregorius, L (1, 6) OBP: 0.275, SLG: 0.242										4	0	1	0	0	0	2											
Inning Stats	R: 2 H: 2 E: 0 K: 1 S: 12	H: 2 LOB: 2 BB: 2 P: 29	R: 0 H: 2 E: 0 K: 2 S: 14	H: 2 LOB: 2 BB: 0 P: 20	R: 0 H: 0 E: 0 K: 1 S: 8	H: 0 LOB: 0 BB: 0 P: 10	R: 0 H: 0 E: 1 K: 2 S: 10	H: 0 LOB: 1 BB: 0 P: 13	R: 0 H: 3 E: 0 K: 0 S: 13	H: 3 LOB: 2 BB: 0 P: 20	R: 0 H: 1 E: 0 K: 1 S: 13	H: 1 LOB: 1 BB: 0 P: 22	R: 0 H: 1 E: 0 K: 2 S: 16	H: 1 LOB: 1 BB: 0 P: 22	R: 0 H: 1 E: 0 K: 1 S: 13	H: 1 LOB: 1 BB: 0 P: 16	R: 0 H: 0 E: 0 K: 2 S: 9	H: 0 LOB: 0 BB: 0 P: 13	1B: 10 2B: 0 3B: 0 HR: 0	SF: 0 SAC: 0 DP: 0 HBP: 0	WP: 1 PB: 0 SB: 1 CS: 0	PA: 39					
PITCHER	IP	WLS	BF	H	R	ER	SO	BB	IBB	HBP	BLK	WP	HR	S	P	ERA	WHIP	PITCHER									
51 Nate Karns, R (1, 1) ERA: 3.77	5.0	W	24	7	2	2	6	2	0	0	0	0	0	57	92	3.60	1.800										
31 Xavier Cedeño, L (6, 1) ERA: 2.16	1.1	H	5	1	0	0	1	0	0	0	0	0	0	16	26	0.00	0.750										
47 Brandon Gomes, R (7, 1) ERA: 2.13	0.2	H	3	1	0	0	2	0	0	0	0	1	0	13	18	0.00	1.500										
40 Kevin Jepsen, R (8, 1) ERA: 2.45	1.0	H	4	1	0	0	1	0	0	0	0	0	0	13	16	0.00	1.000										
26 Brad Boxberger, R (9, 1) ERA: 1.29	1.0	S	3	0	0	0	2	0	0	0	0	0	0	9	13	0.00	0.000										
Batter	1	2	3	4	5	6	7	8	9	AB	R	H	RBI	BB	SO	LOB	BOTTOM										
39 Kevin Kiermaier, L (1, 8) OBP: 0.283, SLG: 0.440										4	0	0	0	0	1	0	New York Yankees @ Tampa Bay Rays Tropicana Field, St. Petersburg, FL Wed May 13 2015, 7:11 PM - 9:51 PM EDT Att: 11,924 - Dome - 72 F livebaseballscorecards.com										
20 Steven Souza Jr., R (1, 9) OBP: 0.341, SLG: 0.415										4	1	1	1	0	3	0											
3 Evan Longoria, R (1, 5) OBP: 0.381, SLG: 0.462										4	0	1	0	0	2	0											
21 James Loney, L (1, 3) OBP: 0.263, SLG: 0.347										3	0	1	0	0	0	0											
11 Logan Forsythe, R (1, 4) OBP: 0.375, SLG: 0.487										3	1	1	0	0	0	2											
7 David DeJesus, L (1, 10) OBP: 0.357, SLG: 0.416										3	0	0	0	0	1	1											
13 Asdrúbal Cabrera, S (1, 6) OBP: 0.267, SLG: 0.333										2	1	1	1	1	0	0											
9 Joey Butler, R (1, 7) OBP: 0.303, SLG: 0.484										3	0	2	1	0	1	0											
5 Brandon Guyer, R (9, 7) OBP: 0.379, SLG: 0.438										0	0	0	0	0	0	0											
46 Bobby Wilson, R (1, 2) OBP: 0.222, SLG: 0.152										3	0	0	0	0	2	3											
Inning Stats	R: 1 H: 1 E: 0 K: 1 S: 7	H: 3 LOB: 0 BB: 0 P: 12	R: 2 H: 3 E: 0 K: 0 S: 7	H: 3 LOB: 0 BB: 0 P: 9	R: 0 H: 2 E: 0 K: 1 S: 13	H: 2 LOB: 0 BB: 0 P: 23	R: 0 H: 1 E: 0 K: 2 S: 10	H: 1 LOB: 1 BB: 1 P: 20	R: 0 H: 0 E: 0 K: 1 S: 7	H: 0 LOB: 0 BB: 0 P: 9	R: 0 H: 0 E: 0 K: 0 S: 7	H: 0 LOB: 0 BB: 0 P: 10	R: 0 H: 0 E: 0 K: 2 S: 8	H: 0 LOB: 0 BB: 0 P: 11	R: 0 H: 0 E: 0 K: 3 S: 9	H: 0 LOB: 0 BB: 0 P: 10	R: 0 H: 0 E: 0 K: 3 S: 9	H: 0 LOB: 0 BB: 0 P: 10	1B: 4 2B: 2 3B: 0 HR: 1	SF: 0 SAC: 0 DP: 1 HBP: 0	WP: 0 PB: 0 SB: 0 CS: 2	PA: 30					
PITCHER	IP	WLS	BF	H	R	ER	SO	BB	IBB	HBP	BLK	WP	HR	S	P	ERA	WHIP	PITCHER									
43 Adam Warren, R (1, 1) ERA: 4.5	7.0	L	27	7	3	3	7	1	0	0	0	0	0	59	94	3.86	1.143										
48 Andrew Miller, L (8, 1) ERA:	1.0		3	0	0	0	3	0	0	0	0	0	0	9	10	0.00	0.000										

Batter	1	2	3	4	5	6	7	8	9	AB	R	H	RBI	BB	SO	LOB	TOP										
39 Kevin Kiermaier, L (1, 8) OBP: 0.281, SLG: 0.421	F7		G4-3					F8		4	0	1	1	0	0	2	Tampa Bay Rays @ Minnesota Twins Target Field, Minneapolis, MN Fri May 15 2015, 7:11 PM - 9:40 PM CDT Att: 24,018 - Cloudy - 64 F										
20 Steven Souza Jr., R (1, 9) OBP: 0.336, SLG: 0.451	G5-3		F9					K		4	0	0	0	0	1	3											
3 Evan Longoria, R (1, 5) OBP: 0.367, SLG: 0.440	F8							F7		4	0	0	0	0	1	2											
21 James Loney, L (1, 3) OBP: 0.286, SLG: 0.354	F8		L7					F8		4	0	1	0	0	0	0											
11 Logan Forsythe, R (1, 4) OBP: 0.368, SLG: 0.467	F9							F8		3	0	0	0	1	0	0											
7 David DeJesus, L (1, 10) OBP: 0.356, SLG: 0.446										3	1	1	1	0	1	1											
5 Brandon Guyer, R (8, PH) OBP: 0.382, SLG: 0.440	HR							13 1B		1	0	1	0	0	0	0											
13 Asdrúbal Cabrera, S (1, 6) OBP: 0.266, SLG: 0.316	F7							1B		4	0	1	0	0	1	0											
9 Joey Butler, R (1, 7) OBP: 0.341, SLG: 0.500			39 G4-3					G6-3		4	1	2	0	0	0	2											
44 René Rivera, R (1, 2) OBP: 0.194, SLG: 0.245										3	0	1	0	0	0	2											
1 Tim Beckham, R (8, PR) OBP: 0.250, SLG: 0.360	P6									0	0	0	0	0	0	0											
46 Bobby Wilson, R (8, 2) OBP: 0.222, SLG: 0.152								20 WP		0	0	0	0	0	0	0											
Inning Stats	R: 0 H: 0 E: 0 K: 0 S: 9	H: 0 LOB: 0 BB: 0 P: 11	R: 1 H: 1 E: 0 K: 0 S: 9	H: 1 LOB: 0 BB: 0 P: 12	R: 0 H: 1 E: 0 K: 0 S: 14	H: 1 LOB: 1 BB: 0 P: 19	R: 0 H: 0 E: 0 K: 0 S: 9	H: 0 LOB: 1 BB: 1 P: 13	R: 1 H: 2 E: 0 K: 1 S: 14	H: 2 LOB: 1 BB: 0 P: 18	R: 0 H: 1 E: 0 K: 1 S: 7	H: 1 LOB: 0 BB: 0 P: 10	R: 0 H: 0 E: 0 K: 1 S: 12	H: 0 LOB: 0 BB: 0 P: 17	R: 0 H: 1 E: 0 K: 1 S: 6	H: 2 LOB: 2 BB: 0 P: 11	R: 0 H: 2 E: 0 K: 0 S: 10	H: 2 LOB: 0 BB: 0 P: 11	1B: 6 2B: 1 3B: 0 HR: 1	SF: 0 SAC: 0 DP: 0 HBP: 0	WP: 1 PB: 0 SB: 0 CS: 0	PA: 35					
PITCHER	IP	WLS	BF	H	R	ER	SO	BB	IBB	HBP	BLK	WP	HR	S	P	ERA	WHIP										
45 Phil Hughes, R (1, 1) ERA: 4.76	7.0	W	26	5	2	2	3	1	0	0	0	0	1	74	100	2.57	0.857										
36 Blaine Boyer, R (8, 1) ERA: 2.5	1.0	H	4	1	0	0	1	0	0	0	0	1	0	6	11	0.00	1.000										
15 Glen Perkins, L (9, 1) ERA: 1.1	1.0	S	5	2	0	0	0	0	0	0	0	0	0	10	11	0.00	2.000										

Batter	1	2	3	4	5	6	7	8	9	AB	R	H	RBI	BB	SO	LOB	BOTTOM										
2 Brian Dozier, R (1, 4) OBP: 0.329, SLG: 0.468	F9		HR					SF8		3	1	1	2	0	0	0	Tampa Bay Rays @ Minnesota Twins Target Field, Minneapolis, MN Fri May 15 2015, 7:11 PM - 9:40 PM CDT Att: 24,018 - Cloudy - 64 F										
48 Tori Hunter, R (1, 9) OBP: 0.328, SLG: 0.480	7 1B		K					G6-3		4	0	1	0	0	1	0											
7 Joe Mauer, L (1, 3) OBP: 0.340, SLG: 0.367	1B		F7					G4-3		4	0	2	0	0	0	0											
24 Trevor Plouffe, R (1, 5) OBP: 0.345, SLG: 0.439	K		8 WP					P6		4	0	1	0	0	1	3											
8 Kurt Suzuki, R (1, 2) OBP: 0.304, SLG: 0.330	G4-3		F8					F9		4	0	0	0	0	0	5											
5 Eduardo Escobar, S (1, 7) OBP: 0.260, SLG: 0.347	P6									3	0	0	0	0	0	2											
20 Eddie Rosario, L (8, 7) OBP: 0.214, SLG: 0.370								2B		1	0	1	0	0	0	0											
19 Kennys Vargas, S (1, 10) OBP: 0.297, SLG: 0.365	39 WP		K					K		4	0	1	0	0	2	3											
32 Aaron Hicks, S (1, 8) OBP: 0.357, SLG: 0.429	K		G5-3					39 3B		3	1	1	0	0	1	1											
39 Danny Santana, S (1, 6) OBP: 0.269, SLG: 0.346	K							L8		3	1	1	1	0	1	1											
Inning Stats	R: 0 H: 2 E: 0 K: 1 S: 9	H: 1 LOB: 2 BB: 0 P: 14	R: 0 H: 1 E: 0 K: 2 S: 14	H: 1 LOB: 0 BB: 0 P: 22	R: 1 H: 2 E: 0 K: 1 S: 16	H: 2 LOB: 1 BB: 0 P: 25	R: 0 H: 0 E: 0 K: 1 S: 8	H: 0 LOB: 0 BB: 0 P: 12	R: 0 H: 0 E: 0 K: 0 S: 8	H: 0 LOB: 0 BB: 0 P: 11	R: 0 H: 1 E: 1 K: 0 S: 10	H: 2 LOB: 2 BB: 0 P: 15	R: 2 H: 2 E: 0 K: 0 S: 8	H: 2 LOB: 0 BB: 0 P: 10	R: 0 H: 1 E: 0 K: 1 S: 8	H: 1 LOB: 1 BB: 0 P: 11	1B: 5 2B: 2 3B: 1 HR: 1	SF: 1 SAC: 0 DP: 0 HBP: 0	WP: 2 PB: 0 SB: 0 CS: 0	PA: 34							
PITCHER	IP	WLS	BF	H	R	ER	SO	BB	IBB	HBP	BLK	WP	HR	S	P	ERA	WHIP										
23 Jake Odorizzi, R (1, 1) ERA: 2.36	6.0	L	27	8	3	3	5	0	0	0	0	0	0	68	104	4.50	1.333										
40 Kevin Jepsen, R (7, 1) ERA: 2.3	1.0		3	0	0	0	0	0	0	0	0	0	0	5	5	0.00	0.000										
47 Brandon Gomes, R (8, 1) ERA: 1.98	1.0		4	1	0	0	1	0	0	0	0	0	0	8	11	0.00	1.000										

Batter	1	2	3	4	5	6	7	8	9	AB	R	H	RBI	BB	SO	LOB	TOP										
39 Kevin Kiermaier, L (1, 8) OBP: 0.280, SLG: 0.414	G4-3		P5				G4-3			4	0	1	0	0	0	1	<p>Tampa Bay Rays @ Minnesota Twins</p> <p>Target Field, Minneapolis, MN</p> <p>Sat May 16 2015, 1:12 PM - 4:14 PM CDT</p> <p>Att: 27,128 - Overcast - 69 F</p>										
20 Steven Souza Jr., R (1, 9) OBP: 0.327, SLG: 0.468	K			G6-3	F9			G5-3		4	0	0	0	0	1												
3 Evan Longoria, R (1, 5) OBP: 0.364, SLG: 0.442	G5-3						F9			4	1	1	0	0	0												
21 James Loney, L (1, 10) OBP: 0.364, SLG: 0.349		L9								4	0	1	0	0	0												
11 Logan Forsythe, R (1, 3) OBP: 0.364, SLG: 0.488		F8			SF7					3	1	1	2	0	0												
7 David DeJesus, L (1, 7) OBP: 0.386, SLG: 0.465										3	1	2	0	0	1												
5 Brandon Guyer, R (9, PH) OBP: 0.378, SLG: 0.434	K									1	0	0	0	0	0												
13 Asdrubal Cabrera, S (1, 6) OBP: 0.272, SLG: 0.336					F9					4	0	2	0	0	3												
1 Tim Beckham, R (1, 4) OBP: 0.250, SLG: 0.392			K							4	1	1	2	0	2												
44 René Rivera, R (1, 2) OBP: 0.189, SLG: 0.238										3	0	0	0	0	1												
9 Joey Butler, R (9, PH) OBP: 0.333, SLG: 0.487			P3							1	0	0	0	0	1												
Inning Stats	R: 0 E: 0 K: 1 S: 7	H: 0 LOB: 0 BB: 0 P: 10	R: 0 E: 0 K: 1 S: 6	H: 0 LOB: 0 BB: 0 P: 10	R: 0 E: 0 K: 1 S: 11	H: 1 LOB: 1 BB: 0 P: 13	R: 1 E: 0 K: 0 S: 23	H: 3 LOB: 2 BB: 0 P: 34	R: 0 E: 0 K: 0 S: 9	H: 1 LOB: 1 BB: 0 P: 12	R: 0 E: 0 K: 0 S: 7	H: 0 LOB: 0 BB: 0 P: 10	R: 2 E: 0 K: 0 S: 9	H: 2 LOB: 0 BB: 0 P: 16	R: 0 E: 0 K: 0 S: 9	H: 0 LOB: 0 BB: 0 P: 11	R: 1 E: 0 K: 2 S: 11	H: 2 LOB: 1 BB: 0 P: 13	1B: 4 2B: 2 3B: 1 HR: 2	SF: 1 SAC: 0 DP: 0 HBP: 0	WP: 0 PB: 0 SB: 1 CS: 0	PA: 36					
PITCHER	IP	WLS	BF	H	R	ER	SO	BB	IBB	HBP	BLK	WP	HR	S	P	ERA	WHIP										
65 Trevor May, R (1, 1) ERA: 5.15	6.2		27	7	3	3	3	0	0	0	0	0	1	71	104	4.05	1.050										
52 Brian Duensing, L (7, 1) ERA: 7.35	0.1	W	1	0	0	0	0	0	0	0	0	0	0	1	1	0.00	0.000										
36 Blaine Boyer, R (8, 1) ERA: 2.37	1.0	H	3	0	0	0	0	0	0	0	0	0	0	9	11	0.00	0.000										
15 Glen Perkins, L (9, 1) ERA: 1.56	1.0	S	5	2	1	1	2	0	0	0	0	0	1	11	13	9.00	2.000										

AB	35
R	4
H	9
RBI	4
BB	0
SO	5
LOB	9



Batter	1	2	3	4	5	6	7	8	9	AB	R	H	RBI	BB	SO	LOB	BOTTOM										
2 Brian Dozier, R (1, 4) OBP: 0.344, SLG: 0.489	FC9-6	PO	G6-3				L3			2	1	1	1	2	0	0	<p>Tampa Bay Rays @ Minnesota Twins</p> <p>Target Field, Minneapolis, MN</p> <p>Sat May 16 2015, 1:12 PM - 4:14 PM CDT</p> <p>Att: 27,128 - Overcast - 69 F</p>										
48 Toni Hunter, R (1, 9) OBP: 0.331, SLG: 0.477	FC9-6									5	1	2	0	0	2												
7 Joe Mauer, L (1, 3) OBP: 0.344, SLG: 0.366	G6-3									3	1	1	0	1	3												
24 Trevor Plouffe, R (1, 5) OBP: 0.336, SLG: 0.425		F8								4	0	0	0	0	4												
8 Kurt Suzuki, R (1, 2) OBP: 0.310, SLG: 0.333										2	1	1	1	1	0												
5 Eduardo Escobar, S (1, 6) OBP: 0.288, SLG: 0.394										4	1	4	1	0	0												
20 Eddie Rosario, L (1, 7) OBP: 0.250, SLG: 0.367										3	1	1	1	1	2												
32 Aaron Hicks, S (1, 8) OBP: 0.278, SLG: 0.333										4	0	0	0	0	1												
39 Danny Santana, S (1, 10) OBP: 0.269, SLG: 0.344										4	0	1	2	0	2												
Inning Stats	R: 0 E: 0 K: 0 S: 8	H: 4 LOB: 0 BB: 1 P: 17	R: 3 E: 0 K: 0 S: 15	H: 4 LOB: 0 BB: 0 P: 22	R: 0 E: 0 K: 0 S: 9	H: 1 LOB: 1 BB: 0 P: 13	R: 0 E: 0 K: 1 S: 14	H: 1 LOB: 2 BB: 1 P: 21	R: 0 E: 0 K: 0 S: 6	H: 1 LOB: 1 BB: 1 P: 13	R: 0 E: 0 K: 3 S: 12	H: 1 LOB: 2 BB: 1 P: 24	R: 2 E: 2 K: 1 S: 14	H: 2 LOB: 2 BB: 1 P: 23	R: 1 E: 0 K: 0 S: 6	H: 1 LOB: 0 BB: 0 P: 8		1B: 8 2B: 2 3B: 0 HR: 1	SF: 1 SAC: 0 DP: 2 HBP: 1	WP: 0 PB: 0 SB: 0 CS: 1	PA: 39						
PITCHER	IP	WLS	BF	H	R	ER	SO	BB	IBB	HBP	BLK	WP	HR	S	P	ERA	WHIP										
37 Alex Colomé, R (1, 1) ERA: 6.05	3.1		15	6	3	3	0	1	0	1	0	0	0	37	60	8.10	2.100										
59 Andrew Bellatti, R (4, 1) ERA	2.2		12	2	0	0	4	3	0	0	0	0	0	27	50	0.00	1.875										
40 Kevin Jepsen, R (7, 1) ERA: 2.2	0.2	L	6	2	2	0	0	1	0	0	0	0	0	11	18	0.00	4.500										
54 Steve Geltz, R (7, 1) ERA: 3.18	0.1		1	0	0	0	1	0	0	0	0	0	0	3	5	0.00	0.000										
43 Ernesto Frieri, R (8, 1) ERA: 4.24	1.0		4	1	1	1	0	0	0	0	0	0	1	6	8	9.00	1.000										

AB	31
R	6
H	11
RBI	6
BB	5
SO	5
LOB	23



Batter	1	2	3	4	5	6	7	8	9	AB	R	H	RBI	BB	SO	LOB	TOP						
39 Kevin Kiermaier, L (1, 8) OBP: 0.293, SLG: 0.426 9 Joey Butler, R (9, FH) OBP: 0.349, SLG: 0.500 (9, 9)										4	2	2	1	1	1	0							
11 Logan Forsythe, R (1, 10) OBP: 0.370, SLG: 0.492										5	2	2	0	0	1	3							
3 Evan Longoria, R (1, 5) OBP: 0.363, SLG: 0.437										6	1	2	3	0	1	4							
21 James Loney, L (1, 3) OBP: 0.319, SLG: 0.386										5	0	4	3	1	0	2							
5 Brandon Guyer, R (1, 9) OBP: 0.365, SLG: 0.415 (9, 8)										6	0	1	1	0	1	9							
7 David DeJesus, L (1, 7) OBP: 0.367, SLG: 0.462										5	0	2	1	0	0	6							
13 Adrúbal Cabrera, S (1, 6) OBP: 0.293, SLG: 0.358 (7, 6) 1 Tim Beckham, R (7, 6) OBP: 0.298, SLG: 0.400										4	0	0	0	0	2	3	AB 46						
2 Nick Franklin, S (1, 4) OBP: 0.400, SLG: 0.600										5	2	2	0	0	1	0	R 11						
46 Bobby Wilson, R (1, 2) OBP: 0.268, SLG: 0.189										4	3	2	1	1	1	0	H 19						
Inning Stats	R: 0 E: 0 K: 0 S: 14	H: 2 LOB: 2 BB: 0 P: 19	R: 0 E: 0 K: 1 S: 10	H: 1 LOB: 0 BB: 0 P: 17	R: 2 E: 0 K: 0 S: 16	H: 3 LOB: 2 BB: 1 P: 27	R: 0 E: 0 K: 1 S: 6	H: 0 LOB: 0 BB: 0 P: 10	R: 1 E: 0 K: 0 S: 11	H: 2 LOB: 2 BB: 1 P: 21	R: 5 E: 0 K: 2 S: 20	H: 5 LOB: 0 BB: 1 P: 31	R: 0 E: 0 K: 2 S: 9	H: 0 LOB: 0 BB: 0 P: 14	R: 0 E: 1 K: 0 S: 10	H: 1 LOB: 2 BB: 0 P: 11	R: 3 E: 0 K: 2 S: 28	H: 5 LOB: 2 BB: 0 P: 38	1B: 15 2B: 4 3B: 0 HR: 0	SF: 0 SAC: 0 DP: 0 HBP: 1	WP: 1 PB: 0 SB: 0 CS: 1	PA: 50	
PITCHER	IP WLS BF H R ER SO BB IBB HBP BLK WP HR S P ERA WHIP																						
44 Kyle Gibson, R (1, 1) ERA: 2.98	5.0 L 24 8 3 3 2 1 1 0 0 0 0 0 57 94 5.40 1.800																						
52 Brian Duensing, L (6, 1) ERA: 10.57	0.1 4 2 3 3 0 1 0 0 0 1 0 5 10 81.00 9.000																						
59 Michael Tonkin, R (6, 1) ERA: 6.35	0.2 6 3 2 2 2 0 0 0 1 0 0 15 21 27.00 4.500																						
57 Ryan Pressly, R (7, 1) ERA: 2.79	2.0 8 1 0 0 2 0 0 0 0 0 0 19 25 0.00 0.500																						
64 Aaron Thompson, L (9, 1) ERA: 3.32	0.1 5 4 3 3 1 0 0 0 0 0 0 15 21 81.00 12.000																						
PITCHER	IP WLS BF H R ER SO BB IBB HBP BLK WP HR S P ERA WHIP																						
62 J.R. Graham, R (9, 1) ERA: 4.4	0.2 3 1 0 0 1 0 0 0 0 0 0 5 10 81.00 9.000																						

Tampa Bay Rays @ Minnesota Twins
Target Field, Minneapolis, MN
Sun May 17 2015, 1:14 PM - 4:28 PM CDT
Att: 23,708 - Overcast - 73 F

AB	46
R	11
H	19
RBI	11
BB	3
SO	8
LOB	27



Batter	1	2	3	4	5	6	7	8	9	AB	R	H	RBI	BB	SO	LOB	BOTTOM						
2 Brian Dozier, R (1, 4) OBP: 0.347, SLG: 0.486										3	2	1	0	1	0	1							
48 Tori Hunter, R (1, 10) OBP: 0.324, SLG: 0.466 21 Shane Robinson, R (9, FH) OBP: 0.373, SLG: 0.333										3	0	0	0	0	1	2							
7 Joe Mauer, L (1, 3) OBP: 0.344, SLG: 0.366 19 Kennys Vargas, S (9, 3) OBP: 0.295, SLG: 0.362										3	0	1	1	0	0	0							
24 Trevor Plouffe, R (1, 5) OBP: 0.336, SLG: 0.423 17 Doug Bernier, R (8, 5) OBP: 0.333, SLG: 0.490										3	0	1	0	0	1	1							
5 Eduardo Escobar, S (1, 7) OBP: 0.278, SLG: 0.379										4	0	0	0	0	2	2							
12 Chris Herrmann, L (1, 2) OBP: 0.206, SLG: 0.250										4	0	0	0	0	2	1							
20 Eddie Rosario, L (1, 9) OBP: 0.257, SLG: 0.364										3	0	1	0	0	1	0	AB 31						
32 Aaron Hicks, S (1, 8) OBP: 0.238, SLG: 0.286										3	0	0	0	0	2	1	R 3						
39 Danny Santana, S (1, 6) OBP: 0.270, SLG: 0.343										3	0	1	0	0	1		H 6						
Inning Stats	R: 1 E: 0 K: 0 S: 12	H: 1 LOB: 0 BB: 1 P: 22	R: 0 E: 0 K: 1 S: 7	H: 0 LOB: 0 BB: 0 P: 11	R: 0 E: 0 K: 1 S: 12	H: 1 LOB: 1 BB: 0 P: 16	R: 0 E: 0 K: 0 S: 3	H: 1 LOB: 0 BB: 0 P: 6	R: 0 E: 0 K: 1 S: 13	H: 1 LOB: 0 BB: 0 P: 20	R: 0 E: 0 K: 1 S: 9	H: 0 LOB: 0 BB: 0 P: 12	R: 0 E: 0 K: 2 S: 9	H: 0 LOB: 0 BB: 0 P: 14	R: 0 E: 0 K: 1 S: 9	H: 0 LOB: 0 BB: 0 P: 14	R: 2 E: 0 K: 2 S: 15	H: 2 LOB: 1 BB: 1 P: 23	1B: 5 2B: 1 3B: 0 HR: 0	SF: 0 SAC: 0 DP: 2 HBP: 0	WP: 0 PB: 0 SB: 2 CS: 0	PA: 33	
PITCHER	IP WLS BF H R ER SO BB IBB HBP BLK WP HR S P ERA WHIP																						
22 Chris Archer, R (1, 1) ERA: 2.47	6.0 W 21 4 1 1 4 1 0 0 0 0 0 9 14 1.50 0.833																						
57 Jake McGee, L (7, 1) ERA: 1.93	1.0 3 0 0 0 2 0 0 0 0 0 0 9 14 0.00 0.000																						
31 Xavier Cedeño, L (8, 1) ERA: 1.93	1.0 3 0 0 0 1 0 0 0 0 0 0 9 14 0.00 0.000																						
43 Ernesto Frieri, R (9, 1) ERA: 5.0	1.0 6 2 2 2 2 1 0 0 0 0 0 15 23 18.00 3.000																						

Tampa Bay Rays @ Minnesota Twins
Target Field, Minneapolis, MN
Sun May 17 2015, 1:14 PM - 4:28 PM CDT
Att: 23,708 - Overcast - 73 F

AB	31
R	3
H	6
RBI	3
BB	2
SO	9
LOB	11



Batter	1	2	3	4	5	6	7	8	9	AB	R	H	RBI	BB	SO	LOB	TOP			
39 Kevin Kiermaier, L (1,8) OBP: 0.286, SLG: 0.424	G4-3		G4-3				B1-3		G4-3	5	0	1	0	0	0	1	Tampa Bay Rays @ Atlanta Braves Turner Field, Atlanta, GA Wed May 20 2015, 7:11 PM - 9:45 PM EDT Att: 24,549 - Partly Cloudy - 84 F			
20 Steven Souza Jr., R (1,9) OBP: 0.329, SLG: 0.466	3 1B 21 SF8		K				F8			4	1	1	0	0	2	2				
3 Evan Longoria, R (1,5) OBP: 0.358, SLG: 0.427	1-3		K				K		K	4	0	1	0	0	3	2				
21 James Loney, L (1,3) OBP: 0.333, SLG: 0.398	SF8						F7			2	0	1	1	1	0	0				
11 Logan Forsythe, R (1,4) OBP: 0.377, SLG: 0.485	G4-3									3	0	1	0	1	1	2				
7 David DeJesus, L (1,7)										4	0	1	0	0	0	2				
13 Asdrúbal Cabrera, S (1,6) OBP: 0.264, SLG: 0.338			K							3	0	0	0	1	1	3				
44 René Rivera, R (1,2) OBP: 0.188, SLG: 0.234										2	0	1	0	0	1	0				
2 Nick Franklin, S (6,PH) OBP: 0.286, SLG: 0.429			K							1	0	0	0	0	0	2				
46 Bobby Wilson, R (6,2) OBP: 0.262, SLG: 0.184										1	0	0	0	0	1	0				
23 Jake Odorizzi, R (1,1)										2	0	0	0	0	1	1				
9 Joey Butler, R (7,PH) OBP: 0.341, SLG: 0.488										1	0	0	0	0	0	0				
54 Steve Geltz, R (7,1)										0	0	0	0	0	0	0				
31 Xavier Cedeño, L (8,1)										0	0	0	0	0	0	0				
5 Brandon Guyer, R (9,PH) OBP: 0.367, SLG: 0.417										1	0	1	0	0	0	0				
Inning Stats	R: 1 E: 0 K: 0 S: 10	H: 2 LOB: 1 BB: 0 P: 16	R: 0 E: 0 K: 2 S: 9	H: 0 LOB: 0 BB: 0 P: 16	R: 0 E: 0 K: 1 S: 8	H: 0 LOB: 0 BB: 0 P: 9	R: 0 E: 0 K: 1 S: 10	H: 2 LOB: 2 BB: 1 P: 19	R: 0 E: 0 K: 3 S: 13	H: 1 LOB: 2 BB: 0 P: 17	R: 0 E: 0 K: 1 S: 12	H: 0 LOB: 0 BB: 0 P: 6	R: 0 E: 0 K: 1 S: 10	H: 0 LOB: 1 BB: 0 P: 16	R: 0 E: 0 K: 1 S: 9	H: 1 LOB: 1 BB: 0 P: 14	1B: 7 2B: 1 3B: 0 HR: 0	SF: 1 SAC: 0 DP: 1 HBP: 0	WP: 0 PB: 0 SB: 0 CS: 0	PA: 37
PITCHER	IP WLS BF H R ER SO BB IBB HBP BLK WP HR S P ERA WHIP																			
61 Williams Pérez, R (1,1) ERA: 6.14	5.0		21	6	1	1	7	1	0	0	0	0	0	0	0	0	1.80	1.400		
43 Luis Avilán, L (6,1) ERA: 2.79	0.2		4	1	0	0	1	0	1	0	0	0	0	0	0	0	0.00	1.500		
50 Brandon Cunniff, R (6,1) ERA: 2.08	1.1	W	4	0	0	0	0	0	0	0	0	0	0	0	7	8	0.00	0.000		
53 Jim Johnson, R (8,1) ERA: 2.79	1.0	H	4	0	0	0	1	1	0	0	0	0	0	0	10	16	0.00	1.000		
39 Jason Grilli, R (9,1) ERA: 4.73	1.0	S	4	1	0	0	1	0	0	0	0	0	0	0	9	14	0.00	1.000		

Batter	1	2	3	4	5	6	7	8	9	AB	R	H	RBI	BB	SO	LOB	BOTTOM			
8 Jace Peterson, L (1,4) OBP: 0.344, SLG: 0.330	F7		1 1B				G3-1			2	0	0	0	2	0	1	Tampa Bay Rays @ Atlanta Braves Turner Field, Atlanta, GA Wed May 20 2015, 7:11 PM - 9:45 PM EDT Att: 24,549 - Partly Cloudy - 84 F			
1 Alberto Callaspo, S (1,5) OBP: 0.300, SLG: 0.263	G6-3									4	0	1	1	0	1	2				
53 Jim Johnson, R (8,1) ERA: 2.79										0	0	0	0	0	0	0				
39 Jason Grilli, R (9,1) ERA: 4.73										0	0	0	0	0	0	0				
5 Freddie Freeman, L (1,3) OBP: 0.361, SLG: 0.500	F8									4	1	1	0	0	2	2				
22 Nick Markakis, L (1,9) OBP: 0.386, SLG: 0.338										4	0	1	0	0	0	0				
26 Todd Cunningham, S (1,7) OBP: 0.474, SLG: 0.579										4	0	0	1	0	2	1				
15 A.J. Pierzynski, L (1,2) OBP: 0.330, SLG: 0.455										3	0	0	0	0	0	1				
19 Andrelton Simmons, R (1,6) OBP: 0.319, SLG: 0.420										3	1	1	0	0	0	0				
25 Cameron Maybin, R (1,8) OBP: 0.350, SLG: 0.433										3	0	1	0	0	0	1				
61 Williams Pérez, R (1,1) ERA: 6.14										1	0	0	0	0	0	1				
14 Adonis García, R (5,PH) ERA: 2.43										0	0	0	0	0	0	0				
43 Luis Avilán, L (6,1) ERA: 2.79										0	0	0	0	0	0	0				
50 Brandon Cunniff, R (6,1) ERA: 2.08										0	0	0	0	0	0	0				
13 Pedro Ciriaco, R (8,9) OBP: 0.231, SLG: 0.348										1	0	0	0	0	0	1				
Inning Stats	R: 0 E: 0 K: 0 S: 6	H: 0 LOB: 0 BB: 0 P: 8	R: 0 E: 0 K: 1 S: 8	H: 0 LOB: 0 BB: 0 P: 11	R: 1 E: 0 K: 1 S: 16	H: 2 LOB: 1 BB: 1 P: 23	R: 0 E: 0 K: 0 S: 7	H: 0 LOB: 0 BB: 0 P: 9	R: 0 E: 0 K: 0 S: 8	H: 0 LOB: 1 BB: 1 P: 16	R: 1 E: 0 K: 0 S: 11	H: 2 LOB: 1 BB: 0 P: 16	R: 0 E: 0 K: 1 S: 19	H: 1 LOB: 2 BB: 1 P: 26	R: 0 E: 0 K: 2 S: 9	H: 0 LOB: 0 BB: 0 P: 13	1B: 2 2B: 3 3B: 0 HR: 0	SF: 0 SAC: 0 DP: 0 HBP: 0	WP: 0 PB: 0 SB: 1 CS: 0	PA: 32
PITCHER	IP WLS BF H R ER SO BB IBB HBP BLK WP HR S P ERA WHIP																			
23 Jake Odorizzi, R (1,1) ERA: 2.43	6.0	L	24	4	2	2	2	2	0	0	0	0	0	0	0	0	3.00	1.000		
54 Steve Geltz, R (7,1) ERA: 3.0	1.0		5	1	0	0	1	1	0	0	0	0	0	0	19	26	0.00	2.000		
31 Xavier Cedeño, L (8,1) ERA: 1.64	1.0		3	0	0	0	2	0	0	0	0	0	0	0	9	13	0.00	0.000		


AB 33
R 1
H 8
RBI 1
BB 3
SO 10
LOB 15



AB 29
R 2
H 5
RBI 2
BB 3
SO 5
LOB 10



AB 29
R 2
H 5
RBI 2
BB 3
SO 5
LOB 10



livebaseballscores.com

Batter	1	2	3	4	5	6	7	8	9	AB	R	H	RBI	BB	SO	LOB	TOP					
1 Billy Burns, S OBP: 0.347, SLG: 0.368										4	0	1	0	0	2	1						
10 Marcus Semien, R OBP: 0.344, SLG: 0.485										4	0	0	0	0	1	2						
22 Josh Reddick, L OBP: 0.377, SLG: 0.519										4	0	1	0	0	0	1						
16 Billy Butler, R OBP: 0.313, SLG: 0.383										4	0	0	0	0	1	2						
21 Stephen Vogt, L OBP: 0.408, SLG: 0.593										4	0	1	0	0	1	1						
50 Max Muncy, L OBP: 0.378, SLG: 0.581										3	0	1	0	1	0	0						
15 Brett Lawrie, R OBP: 0.312, SLG: 0.366										4	0	1	0	0	2	2						
23 Sam Fuld, L OBP: 0.281, SLG: 0.299										2	0	0	0	1	0	3						
28 Eric Sogard, L OBP: 0.281, SLG: 0.311										2	0	1	0	0	1	0						
20 Mark Canha, R OBP: 0.276, SLG: 0.372										1	0	0	0	0	1	0						
Inning Stats	R: 0 E: 0 K: 0 S: 13	H: 1 LOB: 1 BB: 0 P: 18	R: 0 E: 0 K: 0 S: 10	H: 0 LOB: 0 BB: 0 P: 16	R: 0 E: 0 K: 1 S: 10	H: 1 LOB: 1 BB: 0 P: 14	R: 0 E: 0 K: 0 S: 15	H: 2 LOB: 3 BB: 1 P: 22	R: 0 E: 0 K: 2 S: 9	H: 0 LOB: 0 BB: 0 P: 16	R: 0 E: 0 K: 1 S: 13	H: 0 LOB: 0 BB: 0 P: 19	R: 0 E: 0 K: 1 S: 7	H: 0 LOB: 0 BB: 1 P: 14	R: 0 E: 0 K: 2 S: 11	H: 0 LOB: 2 BB: 0 P: 17	R: 0 E: 0 K: 2 S: 13	H: 2 LOB: 2 BB: 0 P: 16	1B: 5 2B: 0 3B: 1 HR: 0	SF: 0 SAC: 0 DP: 0 HBP: 0	WP: 0 PB: 0 SB: 0 CS: 1	PA: 35
PITCHER	IP WLS BF H R ER SO BB IBB HBP BLK WP HR S P ERA WHIP																					
37 Alex Colomé, R ERA: 4.81	5.0 W 20 4 0 0 3 1 0 0 0 0 0 0 57 86 0.00 1.000																					
54 Steve Geltz, R ERA: 2.84	1.0 H 3 0 0 0 1 0 0 0 0 0 0 0 13 19 0.00 0.000																					
40 Kevin Jepsen, R ERA: 1.96	1.0 H 3 0 0 0 1 1 0 0 0 0 0 0 7 14 0.00 1.000																					
57 Jake McGee, L ERA:	1.0 H 3 0 0 0 2 0 0 0 0 0 0 0 11 17 0.00 0.000																					
26 Brad Boxberger, R ERA: 1.13	1.0 S 5 2 0 0 2 0 0 0 0 0 0 0 13 16 0.00 2.000																					

Oakland Athletics @ Tampa Bay Rays
Tropicana Field, St. Petersburg, FL
Thu May 21 2015, 7:16 PM - 10:10 PM EDT
Att: 10,605 - Dome - 72 F

AB	32
R	0
H	6
RBI	0
BB	2
SO	9
LOB	12



Batter	1	2	3	4	5	6	7	8	9	AB	R	H	RBI	BB	SO	LOB	BOTTOM					
39 Kevin Kiermaier, L OBP: 0.285, SLG: 0.419										4	0	1	0	0	1	0						
20 Steven Souza Jr., R OBP: 0.321, SLG: 0.394										4	0	0	0	0	4	1						
3 Evan Longoria, R OBP: 0.361, SLG: 0.425										3	1	1	0	1	0	1						
21 James Loney, L OBP: 0.330, SLG: 0.392										4	0	1	0	0	0	2						
11 Logan Forsythe, R OBP: 0.373, SLG: 0.479										4	0	1	0	0	0	3						
7 David DeJesus, L OBP: 0.397, SLG: 0.500										4	1	2	2	0	0	2						
5 Brandon Guyer, R OBP: 0.366, SLG: 0.414										3	1	1	0	0	1	1						
2 Nick Franklin, S OBP: 0.200, SLG: 0.300										3	0	0	0	0	2	1						
46 Bobby Wilson, R OBP: 0.244, SLG: 0.171										3	0	0	1	0	0	0						
Inning Stats	R: 0 E: 0 K: 1 S: 11	H: 1 LOB: 2 BB: 0 P: 16	R: 0 E: 0 K: 2 S: 8	H: 0 LOB: 0 BB: 0 P: 13	R: 0 E: 0 K: 2 S: 9	H: 0 LOB: 0 BB: 0 P: 12	R: 1 E: 0 K: 0 S: 11	H: 1 LOB: 1 BB: 1 P: 21	R: 0 E: 0 K: 1 S: 15	H: 1 LOB: 1 BB: 0 P: 23	R: 0 E: 0 K: 0 S: 7	H: 0 LOB: 0 BB: 0 P: 12	R: 2 E: 0 K: 1 S: 17	H: 2 LOB: 0 BB: 0 P: 21	R: 0 E: 1 K: 1 S: 13	H: 2 LOB: 2 BB: 0 P: 22	R: 0 E: 1 K: 1 S: 13	H: 2 LOB: 2 BB: 0 P: 17	1B: 5 2B: 1 3B: 0 HR: 1	SF: 0 SAC: 0 DP: 0 HBP: 0	WP: 0 PB: 1 SB: 3 CS: 0	PA: 33
PITCHER	IP WLS BF H R ER SO BB IBB HBP BLK WP HR S P ERA WHIP																					
30 Jesse Chavez, R ERA: 2.89	6.0 L 25 5 3 3 3 1 0 0 0 0 0 0 1 68 105 4.50 1.000																					
49 Edward Mujica, R ERA: 3.32	0.2 2 0 0 0 1 0 0 0 0 0 0 0 7 9 0.00 0.000																					
33 Fernando Rodriguez Jr., R ERA: 5.15	0.1 1 0 0 0 0 0 0 0 0 0 0 0 3 4 0.00 0.000																					
44 Angel Castro, R ERA: 3.0	1.0 5 2 0 0 1 0 0 0 0 0 0 0 13 22 0.00 2.000																					

Oakland Athletics @ Tampa Bay Rays
Tropicana Field, St. Petersburg, FL
Thu May 21 2015, 7:16 PM - 10:10 PM EDT
Att: 10,605 - Dome - 72 F

AB	32
R	3
H	7
RBI	3
BB	1
SO	8
LOB	11




Batter	1	2	3	4	5	6	7	8	9	AB	R	H	RBI	BB	SO	LOB	TOP					
1 Billy Burns, S OBP: 0.338, SLG: 0.347	G6-3		L5			L8			K	4	0	0	0	1	1	4	Oakland Athletics @ Tampa Bay Rays Tropicana Field, St. Petersburg, FL Fri May 22 2015, 7:11 PM - 10:15 PM EDT Att: 12,329 - Dome - 72 F					
28 Eric Sogard, L OBP: 0.265, SLG: 0.314	1B		F7			P6		F8	1B	5	1	2	0	0	0	2						
22 Josh Reddick, L OBP: 0.378, SLG: 0.511	K					G1-3		F8	1B	4	0	1	0	1	1	2						
16 Billy Butler, R OBP: 0.315, SLG: 0.386	1B					L9			1B	4	0	2	1	0	1	3						
21 Stephen Vogt, L OBP: 0.408, SLG: 0.610	K							F9	K	5	1	2	1	0	2	4						
15 Brett Lawrie, R OBP: 0.310, SLG: 0.364	G6-3								K	4	0	1	0	0	2	0						
50 Max Muncy, L OBP: 0.366, SLG: 0.529	K							F8		3	0	0	0	1	1	3						
12 Andy Parrino, S	K									2	0	0	0	0	2	1						
10 Marcus Semien, R	K							G6-3		1	0	0	0	1	0	1						
23 Sam Fuld, L OBP: 0.280, SLG: 0.297								G4-3		4	0	1	0	0	2	5						
Inning Stats	R: 0 H: 2 E: 0 K: 2 S: 16	H: 0 LOB: 2 BB: 0 P: 23	R: 0 H: 0 E: 0 K: 2 S: 9	H: 0 LOB: 0 BB: 0 P: 15	R: 0 H: 1 E: 0 K: 1 S: 12	H: 1 LOB: 2 BB: 1 P: 18	R: 1 H: 1 E: 0 K: 3 S: 12	H: 1 LOB: 1 BB: 1 P: 22	R: 0 H: 0 E: 0 K: 0 S: 9	H: 2 LOB: 3 BB: 1 P: 20	R: 0 H: 1 E: 0 K: 0 S: 8	H: 1 LOB: 0 BB: 0 P: 12	R: 0 H: 0 E: 0 K: 1 S: 9	H: 0 LOB: 1 BB: 0 P: 14	R: 1 H: 2 E: 0 K: 2 S: 13	H: 2 LOB: 1 BB: 0 P: 18	1B: 8 2B: 0 3B: 0 HR: 1	SF: 1 SAC: 0 DP: 0 HBP: 0	WP: 2 PB: 0 SB: 2 CS: 0	PA: 41		
PITCHER	IP WLS BF H R ER SO BB IBB HBP BLK WP HR S P ERA WHIP	IP WLS BF H R ER SO BB IBB HBP BLK WP HR S P ERA WHIP	IP WLS BF H R ER SO BB IBB HBP BLK WP HR S P ERA WHIP	IP WLS BF H R ER SO BB IBB HBP BLK WP HR S P ERA WHIP	IP WLS BF H R ER SO BB IBB HBP BLK WP HR S P ERA WHIP	IP WLS BF H R ER SO BB IBB HBP BLK WP HR S P ERA WHIP	IP WLS BF H R ER SO BB IBB HBP BLK WP HR S P ERA WHIP	IP WLS BF H R ER SO BB IBB HBP BLK WP HR S P ERA WHIP	IP WLS BF H R ER SO BB IBB HBP BLK WP HR S P ERA WHIP	IP WLS BF H R ER SO BB IBB HBP BLK WP HR S P ERA WHIP	IP WLS BF H R ER SO BB IBB HBP BLK WP HR S P ERA WHIP	IP WLS BF H R ER SO BB IBB HBP BLK WP HR S P ERA WHIP	IP WLS BF H R ER SO BB IBB HBP BLK WP HR S P ERA WHIP	IP WLS BF H R ER SO BB IBB HBP BLK WP HR S P ERA WHIP	IP WLS BF H R ER SO BB IBB HBP BLK WP HR S P ERA WHIP	IP WLS BF H R ER SO BB IBB HBP BLK WP HR S P ERA WHIP	IP WLS BF H R ER SO BB IBB HBP BLK WP HR S P ERA WHIP	IP WLS BF H R ER SO BB IBB HBP BLK WP HR S P ERA WHIP	IP WLS BF H R ER SO BB IBB HBP BLK WP HR S P ERA WHIP	IP WLS BF H R ER SO BB IBB HBP BLK WP HR S P ERA WHIP	IP WLS BF H R ER SO BB IBB HBP BLK WP HR S P ERA WHIP	
22 Chris Archer, R ERA: 2.4	5.1	W	26	6	1	1	8	4	0	0	0	0	0	0	0	0	1	1	65	107	1.69	1.875
47 Brandon Gomes, R ERA: 1.75	1.1	H	5	1	0	0	1	0	0	0	0	0	0	0	0	0	0	0	10	16	0.00	0.750
31 Xavier Cedeño, L ERA: 1.59	0.1	H	1	0	0	0	0	0	0	0	0	0	0	0	0	0	0	0	2	3	0.00	0.000
40 Kevin Jepsen, R ERA: 1.86	1.0	H	4	0	0	0	1	0	0	0	0	0	0	0	0	0	0	0	9	14	0.00	0.000
43 Ernesto Frieri, R ERA: 5.3	0.2		4	2	1	1	1	0	0	0	0	0	0	0	0	0	0	0	10	15	13.50	3.000
5 Brandon Guyer, R OBP: 0.375, SLG: 0.422	K									3	1	2	0	0	1	0	Oakland Athletics @ Tampa Bay Rays Tropicana Field, St. Petersburg, FL Fri May 22 2015, 7:11 PM - 10:15 PM EDT Att: 12,329 - Dome - 72 F					
7 David DeJesus, L OBP: 0.360, SLG: 0.490	K									2	0	0	0	0	0	1						
20 Steven Souza Jr., R OBP: 0.327, SLG: 0.417	K									2	2	1	1	1	1	0						
3 Evan Longoria, R OBP: 0.370, SLG: 0.450	BB									3	1	2	3	1	0	2						
11 Logan Forsythe, R OBP: 0.370, SLG: 0.469	G4-3									3	0	0	0	1	0	2						
9 Joey Butler, R OBP: 0.340, SLG: 0.477										3	0	1	0	0	1	3						
39 Kevin Kiermaier, L OBP: 0.290, SLG: 0.423										1	0	1	0	0	0	0						
21 James Loney, L OBP: 0.327, SLG: 0.386										4	0	1	0	0	0	2						
13 Adrúbal Cabrera, S OBP: 0.264, SLG: 0.342	G5-3									4	0	1	0	0	1	2						
1 Tim Beckham, R OBP: 0.266, SLG: 0.459										4	1	2	1	0	1	2						
44 René Rivera, R OBP: 0.190, SLG: 0.235										4	0	1	0	0	0	2						
Inning Stats	R: 0 H: 0 E: 0 K: 2 S: 13	H: 0 LOB: 1 BB: 1 P: 24	R: 0 H: 2 E: 0 K: 1 S: 10	H: 2 LOB: 0 BB: 0 P: 16	R: 0 H: 2 E: 0 K: 1 S: 12	H: 2 LOB: 3 BB: 2 P: 22	R: 0 H: 1 E: 0 K: 0 S: 12	H: 1 LOB: 0 BB: 0 P: 18	R: 3 H: 2 E: 1 K: 0 S: 9	H: 2 LOB: 0 BB: 0 P: 13	R: 0 H: 1 E: 0 K: 0 S: 11	H: 3 LOB: 1 BB: 0 P: 17	R: 1 H: 0 E: 0 K: 0 S: 11	H: 1 LOB: 0 BB: 0 P: 17	R: 1 H: 1 E: 0 K: 1 S: 11	H: 1 LOB: 0 BB: 0 P: 17	1B: 7 2B: 2 3B: 1 HR: 3	SF: 0 SAC: 1 DP: 2 HBP: 0	WP: 0 PB: 1 SB: 2 CS: 0	PA: 37		
PITCHER	IP WLS BF H R ER SO BB IBB HBP BLK WP HR S P ERA WHIP	IP WLS BF H R ER SO BB IBB HBP BLK WP HR S P ERA WHIP	IP WLS BF H R ER SO BB IBB HBP BLK WP HR S P ERA WHIP	IP WLS BF H R ER SO BB IBB HBP BLK WP HR S P ERA WHIP	IP WLS BF H R ER SO BB IBB HBP BLK WP HR S P ERA WHIP	IP WLS BF H R ER SO BB IBB HBP BLK WP HR S P ERA WHIP	IP WLS BF H R ER SO BB IBB HBP BLK WP HR S P ERA WHIP	IP WLS BF H R ER SO BB IBB HBP BLK WP HR S P ERA WHIP	IP WLS BF H R ER SO BB IBB HBP BLK WP HR S P ERA WHIP	IP WLS BF H R ER SO BB IBB HBP BLK WP HR S P ERA WHIP	IP WLS BF H R ER SO BB IBB HBP BLK WP HR S P ERA WHIP	IP WLS BF H R ER SO BB IBB HBP BLK WP HR S P ERA WHIP	IP WLS BF H R ER SO BB IBB HBP BLK WP HR S P ERA WHIP	IP WLS BF H R ER SO BB IBB HBP BLK WP HR S P ERA WHIP	IP WLS BF H R ER SO BB IBB HBP BLK WP HR S P ERA WHIP	IP WLS BF H R ER SO BB IBB HBP BLK WP HR S P ERA WHIP	IP WLS BF H R ER SO BB IBB HBP BLK WP HR S P ERA WHIP	IP WLS BF H R ER SO BB IBB HBP BLK WP HR S P ERA WHIP	IP WLS BF H R ER SO BB IBB HBP BLK WP HR S P ERA WHIP	IP WLS BF H R ER SO BB IBB HBP BLK WP HR S P ERA WHIP	IP WLS BF H R ER SO BB IBB HBP BLK WP HR S P ERA WHIP	
26 Scott Kazmir, L ERA: 3.09	5.2	L	27	8	3	2	4	3	0	0	0	0	0	0	0	0	0	1	10	14	13.50	3.000
58 Evan Scribner, R ERA: 2.7	0.2		4	2	1	1	0	0	0	0	0	0	0	0	0	0	0	0	4	7	0.00	1.500
56 Fernando Abad, L ERA: 6.94	0.2		2	1	0	0	0	0	0	0	0	0	0	0	0	0	0	0	1	11	9.00	1.000
68 Arnold Leon, R ERA: 6.75	1.0		4	1	1	1	1	0	0	0	0	0	0	0	0	0	0	0	1	11	9.00	1.000

Batter	1	2	3	4	5	6	7	8	9	AB	R	H	RBI	BB	SO	LOB	TOP					
1 Billy Burns, S OBP: 0.341, SLG: 0.342										4	0	1	1	1	1	1						
10 Marcus Semien, R OBP: 0.342, SLG: 0.474										5	0	1	0	0	0	4						
22 Josh Reddick, L OBP: 0.379, SLG: 0.507											5	1	2	0	0	2						
16 Billy Butler, R OBP: 0.312, SLG: 0.381											5	0	1	0	0	1	3					
50 Max Muncy, L OBP: 0.364, SLG: 0.500										2	1	0	0	1	1	1						
12 Andy Parrino, S (8, PH)										1	0	0	0	1	1	0						
19 Josh Phegley, R OBP: 0.294, SLG: 0.326										5	0	1	0	0	2	3						
28 Eric Sogard, L OBP: 0.297, SLG: 0.322										3	2	2	1	1	0	2						
20 Mark Canha, R OBP: 0.294, SLG: 0.374										2	1	1	0	2	0	2						
23 Sam Fuld, L OBP: 0.287, SLG: 0.298										3	0	1	2	1	0	2						
Inning Stats	R: 0 E: 0 K: 0 S: 14	H: 1 LOB: 1 BB: 0 P: 19	R: 0 E: 0 K: 0 S: 13	H: 2 LOB: 2 BB: 0 P: 19	R: 0 E: 0 K: 0 S: 10	H: 1 LOB: 0 BB: 0 P: 16	R: 0 E: 0 K: 1 S: 11	H: 2 LOB: 2 BB: 0 P: 18	R: 0 E: 0 K: 0 S: 8	H: 0 LOB: 0 BB: 0 P: 12	R: 4 E: 0 K: 2 S: 18	H: 3 LOB: 1 BB: 2 P: 31	R: 0 E: 0 K: 0 S: 7	H: 1 LOB: 0 BB: 0 P: 8	R: 1 E: 0 K: 1 S: 15	H: 0 LOB: 3 BB: 4 P: 36	R: 0 E: 0 K: 2 S: 13	H: 0 LOB: 1 BB: 1 P: 22	1B: 10 2B: 0 3B: 0 HR: 0	SF: 0 SAC: 0 DP: 1 HBP: 0	WP: 0 PB: 1 SB: 2 CS: 1	PA: 42
PITCHER	IP	WLS	BF	H	R	ER	SO	BB	IBB	HBP	BLK	WP	HR	S	P	ERA	WHIP					
51 Nate Karns, R ERA: 3.71	5.2	L	24	7	2	2	2	1	0	0	0	0	0	65	99	3.18	1.412					
31 Xavier Cedeño, L ERA: 2.31	0.1		4	2	2	1	1	1	0	0	0	0	0	9	16	27.00	9.000					
45 Enny Romero, L ERA: 3.0	3.0		14	1	1	1	3	5	0	0	0	0	0	35	66	3.00	2.000					

Oakland Athletics @ Tampa Bay Rays
Tropicana Field, St. Petersburg, FL
Sat May 23 2015, 4:12 PM - 7:05 PM EDT
Att: 15,207 - Dome - 72 F


AB	35
R	5
H	10
RBI	4
BB	7
SO	6
LOB	20



Batter	1	2	3	4	5	6	7	8	9	AB	R	H	RBI	BB	SO	LOB	BOTTOM					
39 Kevin Kiermaier, L OBP: 0.289, SLG: 0.418										4	0	1	0	0	0	0						
20 Steven Souza Jr., R OBP: 0.325, SLG: 0.468										3	0	0	0	1	2	1						
3 Evan Longoria, R OBP: 0.367, SLG: 0.444										4	0	1	0	0	0	1						
21 James Loney, L OBP: 0.316, SLG: 0.371										4	0	0	0	0	0	2						
11 Logan Forsythe, R OBP: 0.367, SLG: 0.469										4	0	1	0	0	2	2						
7 David DeJesus, L OBP: 0.383, SLG: 0.500										2	0	2	0	1	0	0						
13 Asdrúbal Cabrera, S OBP: 0.263, SLG: 0.340										4	0	1	0	0	3	4						
2 Nick Franklin, S OBP: 0.214, SLG: 0.231										3	0	0	0	1	0	3						
44 René Rivera, R OBP: 0.185, SLG: 0.229										3	0	0	0	0	1	2						
9 Joey Butler, R OBP: 0.333, SLG: 0.467										1	0	0	0	0	1	3						
Inning Stats	R: 0 E: 0 K: 1 S: 8	H: 0 LOB: 0 BB: 0 P: 14	R: 0 E: 0 K: 1 S: 11	H: 1 LOB: 0 BB: 0 P: 15	R: 0 E: 0 K: 0 S: 5	H: 0 LOB: 0 BB: 0 P: 6	R: 0 E: 0 K: 1 S: 8	H: 0 LOB: 0 BB: 0 P: 14	R: 0 E: 0 K: 2 S: 12	H: 1 LOB: 2 BB: 0 P: 17	R: 0 E: 0 K: 1 S: 13	H: 1 LOB: 1 BB: 1 P: 21	R: 0 E: 0 K: 1 S: 8	H: 0 LOB: 1 BB: 1 P: 15	R: 0 E: 0 K: 0 S: 8	H: 1 LOB: 0 BB: 0 P: 10	R: 0 E: 0 K: 2 S: 11	H: 2 LOB: 3 BB: 1 P: 20	1B: 5 2B: 1 3B: 0 HR: 0	SF: 0 SAC: 0 DP: 0 HBP: 1	WP: 0 PB: 0 SB: 0 CS: 0	PA: 36
PITCHER	IP	WLS	BF	H	R	ER	SO	BB	IBB	HBP	BLK	WP	HR	S	P	ERA	WHIP					
31 Kendall Graveman, R ERA: 0.64	6.0	W	24	3	0	0	6	2	0	1	0	0	0	59	93	0.00	0.833					
58 Evan Scribner, R ERA: 2.49	2.0		6	1	0	0	1	0	0	0	0	0	0	14	19	0.00	0.500					
36 Tyler Clippard, R ERA: 2.31	1.0		6	2	0	0	2	1	0	0	0	0	0	11	20	0.00	3.000					

Oakland Athletics @ Tampa Bay Rays
Tropicana Field, St. Petersburg, FL
Sat May 23 2015, 4:12 PM - 7:05 PM EDT
Att: 15,207 - Dome - 72 F

AB	32
R	0
H	6
RBI	0
BB	3
SO	9
LOB	18



Batter	1	2	3	4	5	6	7	8	9	AB	R	H	RBI	BB	SO	LOB	TOP			
1 Billy Burns, S OBP: 0.356, SLG: 0.395										5	3	3	1	0	1	0	Oakland Athletics @ Tampa Bay Rays Tropicana Field, St. Petersburg, FL Sun May 24 2015, 1:11 PM - 4:04 PM EDT Att: 15,692 - Dome - 72 F			
10 Marcus Semien, R OBP: 0.339, SLG: 0.464										4	0	0	0	1	0	1				
22 Josh Reddick, L OBP: 0.380, SLG: 0.523										5	1	2	1	0	0	2				
21 Stephen Vogt, L OBP: 0.408, SLG: 0.605										1	1	0	2	2	0	0				
16 Billy Butler, R OBP: 0.320, SLG: 0.380										3	1	1	0	1	1	2				
50 Max Muncy, L OBP: 0.333, SLG: 0.450										4	0	0	0	0	1	5				
12 Andy Parrino, S (9.5)										0	0	0	0	0	0	0				
20 Mark Canha, R OBP: 0.305, SLG: 0.415										3	1	2	3	1	0	0				
28 Eric Sogard, L OBP: 0.286, SLG: 0.315										3	0	0	0	1	1	3				
23 Sam Fuld, L OBP: 0.278, SLG: 0.288										4	0	0	0	0	3	4				
Inning Stats	R: 1 H: 2 E: 0 K: 0 S: 11	H: 2 LOB: 2 BB: 1 P: 17	R: 0 H: 0 E: 0 K: 2 S: 9	H: 0 LOB: 0 BB: 0 P: 12	R: 1 H: 2 E: 0 K: 0 S: 9	H: 2 LOB: 0 BB: 0 P: 13	R: 0 H: 0 E: 0 K: 2 S: 12	H: 0 LOB: 2 BB: 2 P: 23	R: 0 H: 0 E: 0 K: 0 S: 6	H: 1 LOB: 0 BB: 0 P: 23	R: 1 H: 1 E: 1 K: 1 S: 16	H: 1 LOB: 1 BB: 0 P: 17	R: 0 H: 1 E: 0 K: 1 S: 12	H: 1 LOB: 1 BB: 0 P: 17	R: 1 H: 1 E: 0 K: 1 S: 14	H: 1 LOB: 1 BB: 1 P: 21	1B: 4 2B: 1 3B: 0 HR: 3	SF: 2 SAC: 0 DP: 1 HBP: 1	WP: 0 PB: 0 SB: 1 CS: 0	PA: 42
PITCHER	IP WLS BF H R ER SO BB IBB HBP BLK WP HR S P ERA WHIP	6.0 L 27 5 5 5 4 5 0 1 0 0 2 58 95 7.50 1.667	1.0 5 1 1 1 1 0 0 0 0 0 1 16 17 9.00 1.000	2.0 9 2 1 1 2 1 0 0 0 0 0 26 38 4.50 1.500																

AB 32
R 7
H 8
RBI 7
BB 6
SO 7
LOB 17



Batter	1	2	3	4	5	6	7	8	9	AB	R	H	RBI	BB	SO	LOB	BOTTOM				
39 Kevin Kiermaier, L OBP: 0.286, SLG: 0.410										5	0	1	0	0	2	0	Oakland Athletics @ Tampa Bay Rays Tropicana Field, St. Petersburg, FL Sun May 24 2015, 1:11 PM - 4:04 PM EDT Att: 15,692 - Dome - 72 F				
20 Steven Souza Jr, R OBP: 0.354, SLG: 0.405										1	0	0	0	0	1						
9 Joey Butler, R OBP: 0.353, SLG: 0.500										3	1	2	0	0	1	0					
3 Evan Longoria, R OBP: 0.370, SLG: 0.442										3	1	1	0	1	0	2					
21 James Loney, L OBP: 0.322, SLG: 0.376										4	0	2	0	0	0	2					
11 Logan Forsythe, R OBP: 0.371, SLG: 0.470										4	0	2	2	0	1	1					
7 David DeJesus, L OBP: 0.370, SLG: 0.482										4	0	0	0	0	0	4					
13 Asdrubal Cabrera, S ERA: 1.77										3	0	1	0	0	1	1					
2 Nick Franklin, S OBP: 0.200, SLG: 0.214										1	0	0	0	0	1	2					
5 Brandon Guyer, R OBP: 0.370, SLG: 0.415										4	0	1	0	0	0	1					
46 Bobby Wilson, R OBP: 0.224, SLG: 0.156										4	0	0	0	0	2	2					
Inning Stats	R: 0 H: 2 E: 0 K: 0 S: 12	H: 1 LOB: 1 BB: 0 P: 14	R: 0 H: 0 E: 0 K: 2 S: 9	H: 0 LOB: 0 BB: 0 P: 11	R: 0 H: 1 E: 0 K: 1 S: 13	H: 1 LOB: 1 BB: 0 P: 16	R: 0 H: 0 E: 0 K: 1 S: 6	H: 0 LOB: 0 BB: 0 P: 11	R: 0 H: 1 E: 0 K: 0 S: 8	H: 1 LOB: 1 BB: 0 P: 13	R: 0 H: 2 E: 0 K: 0 S: 17	H: 2 LOB: 2 BB: 0 P: 24	R: 2 H: 3 E: 0 K: 2 S: 19	H: 3 LOB: 2 BB: 1 P: 29	R: 0 H: 0 E: 0 K: 2 S: 9	H: 0 LOB: 0 BB: 0 P: 14	1B: 9 2B: 1 3B: 0 HR: 0	SF: 0 SAC: 0 DP: 0 HBP: 0	WP: 0 PB: 0 SB: 3 CS: 0	PA: 37	
PITCHER	IP WLS BF H R ER SO BB IBB HBP BLK WP HR S P ERA WHIP	5.0 W 18 4 0 0 0 0 0 0 0 0 0 25 37 0.00 0.800	2.0 9 3 0 0 0 0 0 0 0 0 0 0 12 21 54.00 9.000	0.1 4 2 2 2 1 1 0 0 0 0 0 7 8 0.00 1.500	1.0 3 1 0 0 1 0 0 0 0 0 0 9 14 0.00 0.000																

AB 36
R 2
H 10
RBI 2
BB 1
SO 8
LOB 16




Batter	1	2	3	4	5	6	7	8	9	AB	R	H	RBI	BB	SO	LOB	TOP																		
16 Austin Jackson, R OBP: 0.279, SLG: 0.308										4	0	0	0	0	4	0	Seattle Mariners @ Tampa Bay Rays Tropicana Field, St. Petersburg, FL Wed May 27 2015, 1:11 PM - 3:23 PM EDT Att: 10,365 - Dome - 72 F																		
7 Seth Smith, L OBP: 0.326, SLG: 0.479										3	0	1	0	1	1	0																			
1 Chris Taylor, R OBP: 0.234, SLG: 0.220										0	1	0	0	0	0	0																			
22 Robinson Cano, L OBP: 0.296, SLG: 0.333										3	1	0	0	1	1	1																			
23 Nelson Cruz, R OBP: 0.395, SLG: 0.687										4	1	1	3	0	2	1																			
15 Kyle Seager, L OBP: 0.281, SLG: 0.485										4	0	0	0	0	1	1																			
20 Logan Morrison, L OBP: 0.313, SLG: 0.398										3	0	1	0	0	0	0																			
5 Brad Miller, L OBP: 0.311, SLG: 0.430										3	0	0	0	0	1	1																			
13 Dustin Ackley, L OBP: 0.219, SLG: 0.302										3	0	0	0	0	2	1																			
3 Mike Zunino, R OBP: 0.239, SLG: 0.370										3	0	0	0	0	2	0																			
Inning Stats	R: 0 E: 0 K: 3 S: 10	H: 1 LOB: 1 BB: 0 P: 13	R: 0 E: 0 K: 1 S: 8	H: 0 LOB: 0 BB: 0 P: 14	R: 0 E: 0 K: 1 S: 7	H: 0 LOB: 0 BB: 0 P: 10	R: 0 E: 0 K: 2 S: 12	H: 0 LOB: 0 BB: 0 P: 17	R: 0 E: 0 K: 1 S: 8	H: 1 LOB: 1 BB: 0 P: 13	R: 0 E: 0 K: 2 S: 10	H: 0 LOB: 0 BB: 0 P: 14	R: 0 E: 0 K: 1 S: 5	H: 0 LOB: 0 BB: 0 P: 8	R: 0 E: 0 K: 1 S: 5	H: 0 LOB: 0 BB: 0 P: 6	R: 3 E: 0 K: 2 S: 13	H: 1 LOB: 1 BB: 2 P: 28	1B: 1 2B: 1 3B: 0 HR: 1	SF: 0 SAC: 0 DP: 0 HBP: 0	WP: 0 PB: 0 SB: 0 CS: 0	PA: 32													
PITCHER	IP 8.0	WLS L	BF 26	H 2	R 0	ER 0	SO 12	BB 0	IBB 0	HBP 0	BLK 0	WP 0	HR 0	S 65	P 95	ERA 0.00	WHIP 0.250	PITCHER	IP 1.0	WLS L	BF 6	H 1	R 3	ER 3	SO 2	BB 2	IBB 0	HBP 0	BLK 0	WP 0	HR 1	S 13	P 28	ERA 27.00	WHIP 3.000

AB	30
R	3
H	3
RBI	3
BB	2
SO	14
LOB	5



Batter	1	2	3	4	5	6	7	8	9	AB	R	H	RBI	BB	SO	LOB	BOTTOM																		
39 Kevin Kiermaier, L OBP: 0.270, SLG: 0.380										2	0	0	0	0	0	1	Seattle Mariners @ Tampa Bay Rays Tropicana Field, St. Petersburg, FL Wed May 27 2015, 1:11 PM - 3:23 PM EDT Att: 10,365 - Dome - 72 F																		
1 Tim Beckham, R OBP: 0.272, SLG: 0.435										1	0	0	0	0	1	0																			
9 Joey Butler, R OBP: 0.354, SLG: 0.475										4	0	0	0	0	3	2																			
3 Evan Longoria, R OBP: 0.366, SLG: 0.444										3	0	0	0	0	0	0																			
7 David DeJesus, L OBP: 0.371, SLG: 0.478										3	0	1	0	0	1	0																			
11 Logan Forsythe, R OBP: 0.374, SLG: 0.478										3	0	1	0	0	1	1																			
2 Nick Franklin, S OBP: 0.185, SLG: 0.125										2	0	0	0	1	1	1																			
10 Jake Elmore, R OBP: 0.400, SLG: 0.609										3	0	0	0	0	1	2																			
5 Brandon Guyer, R OBP: 0.352, SLG: 0.389										3	0	1	0	0	0	0																			
44 René Rivera, R OBP: 0.197, SLG: 0.254										1	0	1	0	0	0	0																			
13 Asdrúbal Cabrera, S OBP: 0.297, SLG: 0.333										1	0	0	0	0	0	0																			
Inning Stats	R: 0 E: 0 K: 1 S: 8	H: 0 LOB: 0 BB: 0 P: 12	R: 0 E: 0 K: 0 S: 6	H: 1 LOB: 1 BB: 1 P: 10	R: 0 E: 0 K: 0 S: 5	H: 1 LOB: 0 BB: 0 P: 8	R: 0 E: 0 K: 1 S: 8	H: 0 LOB: 0 BB: 0 P: 12	R: 0 E: 0 K: 0 S: 6	H: 1 LOB: 1 BB: 0 P: 7	R: 0 E: 0 K: 2 S: 12	H: 0 LOB: 0 BB: 0 P: 16	R: 0 E: 0 K: 1 S: 7	H: 0 LOB: 0 BB: 0 P: 11	R: 0 E: 0 K: 2 S: 11	H: 0 LOB: 0 BB: 0 P: 15	1B: 4 2B: 0 3B: 0 HR: 0	SF: 0 SAC: 1 DP: 4 HBP: 1	WP: 0 PB: 0 SB: 0 CS: 0	PA: 29															
PITCHER	IP 9.0	WLS W	BF 29	H 4	R 0	ER 0	SO 8	BB 1	IBB 0	HBP 1	BLK 0	WP 0	HR 0	S 71	P 101	ERA 0.00	WHIP 0.556	PITCHER	IP 1.1	WLS L	BF 7	H 4	R 0	ER 0	SO 1	BB 0	IBB 0	HBP 0	BLK 0	WP 0	HR 0	S 1	P 7	ERA 0.00	WHIP 0.556

AB	26
R	0
H	4
RBI	0
BB	1
SO	8
LOB	7



Batter	1	2	3	4	5	6	7	8	9	AB	R	H	RBI	BB	SO	LOB	TOP					
39 Kevin Kiermaier, L (1, 8) OBP: 0.264, SLG: 0.370										4	0	0	0	0	1	1	Tampa Bay Rays @ Baltimore Orioles Oriole Park at Camden Yards, Baltimore, MD Fri May 29 2015, 7:06 PM - 9:48 PM EDT Att: 45,505 - Partly Cloudy - 79 F					
9 Joey Butler, R (1, 10) OBP: 0.333, SLG: 0.446										4	0	0	0	0	3	1						
3 Evan Longoria, R (1, 5) OBP: 0.369, SLG: 0.442										3	0	1	0	0	0	0						
7 David DeJesus, L (1, 7)										4	0	2	0	0	0	1						
11 Logan Forsythe, R (1, 4) OBP: 0.371, SLG: 0.470										3	0	0	0	0	1	1						
20 Steven Souza Jr., R (1, 9) OBP: 0.322, SLG: 0.421										4	1	1	1	0	2	4						
13 Asdrúbal Cabrera, S (1, 6) OBP: 0.267, SLG: 0.331										3	0	0	0	0	1	3						
10 Jake Elmore, R (1, 3) OBP: 0.379, SLG: 0.556										4	0	1	0	0	0	4						
44 René Rivera, R (1, 2) OBP: 0.193, SLG: 0.248										3	0	0	0	0	0	1						
Inning Stats	R: 0 E: 0 K: 2 S: 8	H: 0 LOB: 0 BB: 0 P: 13	R: 1 E: 0 K: 1 S: 9	H: 1 LOB: 0 BB: 0 P: 12	R: 0 E: 0 K: 0 S: 5	H: 1 LOB: 1 BB: 0 P: 10	R: 0 E: 0 K: 0 S: 8	H: 1 LOB: 1 BB: 0 P: 9	R: 0 E: 0 K: 0 S: 7	H: 0 LOB: 0 BB: 0 P: 10	R: 0 E: 0 K: 1 S: 11	H: 0 LOB: 1 BB: 0 P: 17	R: 0 E: 0 K: 1 S: 7	H: 0 LOB: 1 BB: 0 P: 11	R: 0 E: 0 K: 1 S: 10	H: 0 LOB: 0 BB: 0 P: 14		R: 0 E: 0 K: 2 S: 17	H: 2 LOB: 3 BB: 0 P: 29	1B: 4 2B: 0 3B: 0 HR: 1	SF: 0 SAC: 0 DP: 0 HBP: 3	WP: 0 PB: 0 SB: 0 CS: 0
PITCHER	IP WLS BF H R ER SO BB IBB HBP BLK WP HR S P ERA WHIP																					
50 Miguel González, R (1, 1) ERA: 3.48	8.0	W	29	3	1	1	6	0	0	2	0	0	0	0	1	65	96	1.12	0.375			
56 Darren O'Day, R (9, 1) ERA: 0.95	1.0	W	6	2	0	0	2	0	0	1	0	0	0	0	0	17	29	0.00	2.000			

Batter	1	2	3	4	5	6	7	8	9	AB	R	H	RBI	BB	SO	LOB	BOTTOM					
13 Manny Machado, R (1, 5) OBP: 0.328, SLG: 0.441										4	0	0	0	0	1	1	Tampa Bay Rays @ Baltimore Orioles Oriole Park at Camden Yards, Baltimore, MD Fri May 29 2015, 7:06 PM - 9:48 PM EDT Att: 45,505 - Partly Cloudy - 79 F					
23 Travis Snider, L (1, 9) OBP: 0.357, SLG: 0.373										4	0	2	0	0	0	0						
1 Everth Cabrera, S (9, FR) OBP: 0.245, SLG: 0.231										0	1	0	0	0	0	0						
38 Jimmy Paredes, S (1, 10) OBP: 0.359, SLG: 0.541										4	0	0	0	0	3	2						
10 Adam Jones, R (1, 8) OBP: 0.343, SLG: 0.457										4	0	0	0	0	0	2						
19 Chris Davis, L (1, 3) OBP: 0.312, SLG: 0.506										3	1	2	1	1	1	0						
2 J.J. Hardy, R (1, 6) OBP: 0.216, SLG: 0.289										4	0	1	1	0	2	2						
9 David Lough, L (1, 7) OBP: 0.333, SLG: 0.359										3	0	1	0	0	1	0						
36 Caleb Joseph, R (1, 2) OBP: 0.343, SLG: 0.410										3	0	0	0	0	0	0						
3 Ryan Flaherty, L (1, 4) OBP: 0.358, SLG: 0.467										2	0	0	0	1	1	0						
Inning Stats	R: 0 E: 0 K: 0 S: 9	H: 0 LOB: 0 BB: 0 P: 13	R: 0 E: 0 K: 2 S: 8	H: 0 LOB: 0 BB: 0 P: 12	R: 0 E: 0 K: 1 S: 8	H: 0 LOB: 1 BB: 1 P: 14	R: 0 E: 0 K: 2 S: 13	H: 1 LOB: 2 BB: 1 P: 22	R: 0 E: 0 K: 1 S: 8	H: 0 LOB: 0 BB: 0 P: 14	R: 0 E: 0 K: 1 S: 6	H: 0 LOB: 0 BB: 0 P: 12	R: 1 E: 0 K: 0 S: 9	H: 2 LOB: 0 BB: 0 P: 18	R: 0 E: 0 K: 1 S: 9	H: 0 LOB: 0 BB: 0 P: 13	R: 1 E: 0 K: 1 S: 12	H: 3 LOB: 2 BB: 0 P: 17	1B: 5 2B: 0 3B: 0 HR: 1	SF: 0 SAC: 0 DP: 0 HBP: 0	WP: 0 PB: 0 SB: 0 CS: 1	PA: 34
PITCHER	IP WLS BF H R ER SO BB IBB HBP BLK WP HR S P ERA WHIP																					
51 Nate Karns, R (1, 1) ERA: 3.32	6.0		21	1	0	0	7	2	0	0	0	0	0	0	0	0	0	0.00	0.500			
40 Kevin Jepsen, R (7, 1) ERA: 2.11	1.0	B	4	2	1	1	0	0	0	0	0	0	0	0	1	9	18	9.00	2.000			
57 Jake McGee, L (8, 1) ERA: 6.23	1.0		3	0	0	0	1	0	0	0	0	0	0	0	0	9	13	0.00	0.000			
47 Brandon Gomes, R (9, 1) ERA: 2.65	0.2	L	3	1	1	1	1	0	0	0	0	0	0	0	10	14	13.50	1.500				
31 Xavier Cedeño, L (9, 1) ERA: 2.25	0.0		1	1	0	0	0	0	0	0	0	0	0	0	1	1	∞	∞				

Batter	1	2	3	4	5	6	7	8	9	AB	R	H	RBI	BB	SO	LOB	TOP								
5 Brandon Guyer, R OBP: 0.365, SLG: 0.420										4	1	3	0	0	0	0	Tampa Bay Rays @ Baltimore Orioles Oriole Park at Camden Yards, Baltimore, MD Sat May 30 2015, 4:07 PM - 6:16 PM EDT Att: 38,177 - Partly Cloudy - 84 F								
9 Joey Butler, R OBP: 0.333, SLG: 0.485										3	1	1	1	0	1	3									
39 Kevin Kiermaier, L OBP: 0.268, SLG: 0.374										1	0	1	0	0	0	0									
3 Evan Longoria, R OBP: 0.361, SLG: 0.434										3	0	0	1	0	2	3									
11 Logan Forsythe, R OBP: 0.363, SLG: 0.458										4	0	0	0	0	0	4									
20 Steven Souza Jr., R OBP: 0.326, SLG: 0.439										3	1	1	1	1	0	0									
10 Jake Elmore, R OBP: 0.333, SLG: 0.484										4	0	0	0	0	2	0									
13 Asdrúbal Cabrera, S OBP: 0.267, SLG: 0.329										4	0	1	0	0	1	0									
1 Tim Beckham, R OBP: 0.267, SLG: 0.426										2	0	0	0	0	0	0									
2 Nick Franklin, S OBP: 0.172, SLG: 0.115										2	0	0	0	0	0	1									
44 René Rivera, R OBP: 0.203, SLG: 0.252										2	0	1	0	1	0	0									
Inning Stats	R: 1 E: 0 K: 0 S: 7	H: 1 LOB: 0 BB: 0 P: 10	R: 1 E: 0 K: 1 S: 9	H: 1 LOB: 0 BB: 0 P: 12	R: 1 E: 0 K: 0 S: 8	H: 1 LOB: 0 BB: 0 P: 10	R: 0 E: 0 K: 0 S: 7	H: 0 LOB: 0 BB: 0 P: 12	R: 0 E: 0 K: 2 S: 12	H: 2 LOB: 2 BB: 0 P: 19	R: 0 E: 0 K: 1 S: 9	H: 0 LOB: 0 BB: 1 P: 16	R: 0 E: 0 K: 0 S: 7	H: 0 LOB: 0 BB: 0 P: 9	R: 0 E: 0 K: 1 S: 13	H: 2 LOB: 2 BB: 1 P: 21	R: 0 E: 0 K: 1 S: 12	H: 1 LOB: 1 BB: 0 P: 18	1B: 4 2B: 3 3B: 0 HR: 2	SF: 1 SAC: 0 DP: 2 HBP: 0	WP: 0 PB: 0 SB: 1 CS: 1	PA: 36			
PITCHER	IP	WLS	BF	H	R	ER	SO	BB	IBB	HBP	BLK	WP	HR	S	P	ERA	WHIP								
16 Wei-Yin Chen, L ERA: 3.21	7.0	L	26	5	3	3	4	1	0	0	0	0	2	59	88	3.86	0.857								
65 Chaz Roe, R ERA:	1.0		5	2	0	0	1	1	0	0	0	0	0	13	21	0.00	3.000								
29 Tommy Hunter, R ERA: 4.71	1.0		4	1	0	0	1	0	0	0	0	0	0	12	18	0.00	1.000								

Batter	1	2	3	4	5	6	7	8	9	AB	R	H	RBI	BB	SO	LOB	BOTTOM								
13 Manny Machado, R OBP: 0.327, SLG: 0.433										3	0	0	0	1	2	0	Tampa Bay Rays @ Baltimore Orioles Oriole Park at Camden Yards, Baltimore, MD Sat May 30 2015, 4:07 PM - 6:16 PM EDT Att: 38,177 - Partly Cloudy - 84 F								
23 Travis Snider, L OBP: 0.345, SLG: 0.358										4	0	0	0	0	1	1									
38 Jimmy Paredes, S OBP: 0.350, SLG: 0.526										4	0	0	0	0	1	0									
19 Chris Davis, L OBP: 0.307, SLG: 0.497										3	0	0	0	0	2	0									
27 Delmon Young, R OBP: 0.311, SLG: 0.330										3	0	0	0	0	1	0									
45 Steve Clevenger, L OBP: 0.571, SLG: 0.571										3	0	2	0	0	0	0									
2 J.J. Hardy, R OBP: 0.210, SLG: 0.278										3	0	0	0	0	0	2									
9 David Lough, L OBP: 0.311, SLG: 0.333										3	0	0	0	0	1	1									
3 Ryan Flaherty, L OBP: 0.357, SLG: 0.458										3	0	1	0	0	0	0									
Inning Stats	R: 0 E: 0 K: 0 S: 6	H: 0 LOB: 0 BB: 0 P: 6	R: 0 E: 0 K: 0 S: 10	H: 1 LOB: 1 BB: 0 P: 19	R: 0 E: 0 K: 1 S: 9	H: 0 LOB: 1 BB: 1 P: 14	R: 0 E: 0 K: 3 S: 9	H: 0 LOB: 0 BB: 0 P: 12	R: 0 E: 0 K: 0 S: 8	H: 2 LOB: 2 BB: 0 P: 14	R: 0 E: 0 K: 2 S: 9	H: 0 LOB: 0 BB: 0 P: 10	R: 0 E: 0 K: 1 S: 6	H: 0 LOB: 0 BB: 0 P: 9	R: 0 E: 0 K: 0 S: 8	H: 0 LOB: 0 BB: 0 P: 11		R: 0 E: 0 K: 1 S: 7	H: 0 LOB: 0 BB: 0 P: 7	1B: 3 2B: 0 3B: 0 HR: 0	SF: 0 SAC: 0 DP: 0 HBP: 0	WP: 0 PB: 0 SB: 0 CS: 0	PA: 30		
PITCHER	IP	WLS	BF	H	R	ER	SO	BB	IBB	HBP	BLK	WP	HR	S	P	ERA	WHIP								
30 Erasmo Ramírez, R ERA: 5.53	7.0	W	24	3	0	0	7	1	0	0	0	0	0	57	84	0.00	0.571								
47 Brandon Gomes, R ERA: 2.5	1.0	H	3	0	0	0	0	0	0	0	0	0	0	8	11	0.00	0.000								
26 Brad Boxberger, R ERA: 2.79	1.0	S	3	0	0	0	1	0	0	0	0	0	0	7	7	0.00	0.000								

AB 32
R 3
H 8
RBI 3
BB 2
SO 6
LOB 11



AB 29
R 0
H 3
RBI 0
BB 1
SO 8
LOB 4



Batter	1	2	3	4	5	6	7	8	9	AB R H RBI BB SO LOB	TOP									
39 Kevin Kiermaier, L (1, 8) OBP: 0.266, SLG: 0.375										5 1 1 0 0 4 1	<p>Tampa Bay Rays @ Baltimore Orioles Oriole Park at Camden Yards, Baltimore, MD Sun May 31 2015, 1:38 PM - 5:01 PM EDT Att: 36,945 - Partly Cloudy - 86 F</p> <p>livebaseballscores.com</p> <p>AB 39 R 9 H 15 RBI 8 BB 4 SO 14 LOB 19</p>									
9 Joey Butler, R (1, 10) OBP: 0.354, SLG: 0.534										5 0 4 0 0 1 0										
3 Evan Longoria, R (1, 5) OBP: 0.357, SLG: 0.427										3 1 0 1 1 1 3										
7 David DeJesus, L (1, 7) OBP: 0.383, SLG: 0.504										4 2 2 1 1 1 2										
11 Logan Forsythe, R (1, 3) OBP: 0.369, SLG: 0.465										4 2 2 1 1 1 2										
20 Steven Souza Jr., R (1, 9) OBP: 0.324, SLG: 0.475										5 2 3 3 0 1 2										
13 Asdrubal Cabrera, S (1, 6) OBP: 0.270, SLG: 0.337										4 0 1 0 0 0 3										
2 Nick Franklin, S (1, 4) OBP: 0.182, SLG: 0.103										3 1 0 0 1 2 3										
10 Jake Elmore, R (9, PH) OBP: 0.459										1 0 0 0 0 0 2										
46 Bobby Wilson, R (1, 2) OBP: 0.222, SLG: 0.160										4 0 1 1 0 3 1										
5 Brandon Guyer, R (9, PH) OBP: 0.370, SLG: 0.425										1 0 1 1 0 0 0										
44 René Rivera, R (9, 2) OBP: 0.203, SLG: 0.252										0 0 0 0 0 0 0										
Inning Stats	R: 0 H: 1 E: 0 K: 2 S: 12	H: 1 LOB: 1 BB: 0 P: 15	R: 2 H: 2 E: 1 K: 1 S: 14	H: 2 LOB: 1 BB: 1 P: 26	R: 0 H: 1 E: 0 K: 0 S: 3	H: 1 LOB: 2 BB: 1 P: 9	R: 0 H: 1 E: 0 K: 2 S: 13	H: 1 LOB: 1 BB: 0 P: 17	R: 4 H: 4 E: 0 K: 3 S: 20	H: 4 LOB: 1 BB: 1 P: 30	R: 0 H: 1 E: 0 K: 3 S: 10	H: 1 LOB: 1 BB: 1 P: 14	R: 1 H: 2 E: 0 K: 1 S: 13	H: 2 LOB: 1 BB: 0 P: 20	R: 1 H: 2 E: 0 K: 1 S: 9	H: 2 LOB: 2 BB: 0 P: 12	1B: 7 2B: 6 3B: 0 HR: 2	SF: 1 SAC: 0 DP: 0 HBP: 1	WP: 1 PB: 0 SB: 0 CS: 0	PA: 45
PITCHER	IP WLS BF H R ER SO BB IBB HBP BLK WP HR S P ERA WHIP											IP WLS BF H R ER SO BB IBB HBP BLK WP HR S P ERA WHIP								
30 Chris Tillman, R (1, 1) ERA: 5.94	4.2 L 25 9 6 5 7 3 0 0 0 0 1 58 93 9.64 2.571																			
65 Chaz Roe, R (5, 1) ERA:	1.1 5 1 0 0 4 0 0 0 0 0 0 14 18 0.00 0.750																			
71 Oliver Drake, R (7, 1) ERA: 2.57	2.0 10 3 2 2 2 1 0 0 0 1 1 21 34 9.00 2.000																			
17 Brian Matusz, L (9, 1) ERA: 3.44	1.0 5 2 1 1 1 0 0 1 0 0 0 9 12 9.00 2.000																			

Batter	1	2	3	4	5	6	7	8	9	AB R H RBI BB SO LOB	BOTTOM											
13 Manny Machado, R (1, 5) OBP: 0.333, SLG: 0.470										5 2 3 3 0 0 0	<p>Tampa Bay Rays @ Baltimore Orioles Oriole Park at Camden Yards, Baltimore, MD Sun May 31 2015, 1:38 PM - 5:01 PM EDT Att: 36,945 - Partly Cloudy - 86 F</p> <p>livebaseballscores.com</p> <p>AB 37 R 5 H 10 RBI 5 BB 4 SO 7 LOB 19</p>											
38 Jimmy Paredes, S (1, 10) OBP: 0.345, SLG: 0.513										4 0 0 0 1 2 1												
27 Delmon Young, R (1, 9) OBP: 0.331, SLG: 0.395										4 2 3 2 1 0 1												
19 Chris Davis, L (1, 3) OBP: 0.314, SLG: 0.500										3 0 1 0 2 2 1												
28 Steve Pearce, R (1, 7) OBP: 0.266, SLG: 0.360										3 0 0 0 0 1 5												
23 Travis Snider, L (9, PH) OBP: 0.342, SLG: 0.355										1 0 0 0 0 0 2												
2 J.J. Hardy, R (1, 6) OBP: 0.205, SLG: 0.274										5 0 1 0 0 0 3												
9 David Lough, L (1, 8) OBP: 0.286, SLG: 0.304										4 0 0 0 0 0 2												
36 Caleb Joseph, R (1, 2) OBP: 0.340, SLG: 0.405										4 0 1 0 0 1 2												
3 Ryan Flaherty, L (1, 4) OBP: 0.350, SLG: 0.442										4 1 1 0 0 1 2												
Inning Stats	R: 1 H: 2 E: 0 K: 1 S: 13	H: 2 LOB: 1 BB: 0 P: 18	R: 0 H: 1 E: 0 K: 1 S: 9	H: 1 LOB: 0 BB: 0 P: 15	R: 1 H: 1 E: 0 K: 2 S: 8	H: 1 LOB: 0 BB: 0 P: 13	R: 0 H: 0 E: 0 K: 0 S: 7	H: 0 LOB: 1 BB: 0 P: 10	R: 0 H: 1 E: 0 K: 1 S: 10	H: 1 LOB: 3 BB: 2 P: 23	R: 0 H: 0 E: 0 K: 1 S: 10	H: 0 LOB: 0 BB: 0 P: 14	R: 2 H: 2 E: 0 K: 1 S: 17	H: 2 LOB: 1 BB: 1 P: 23	R: 0 H: 1 E: 0 K: 0 S: 14	H: 1 LOB: 1 BB: 0 P: 18	R: 1 H: 2 E: 0 K: 0 S: 16	H: 2 LOB: 2 BB: 1 P: 24	1B: 5 2B: 1 3B: 0 HR: 4	SF: 0 SAC: 0 DP: 0 HBP: 1	WP: 0 PB: 0 SB: 0 CS: 0	PA: 42
PITCHER	IP WLS BF H R ER SO BB IBB HBP BLK WP HR S P ERA WHIP											IP WLS BF H R ER SO BB IBB HBP BLK WP HR S P ERA WHIP										
23 Jake Odorizzi, R (1, 1) ERA: 2.61	6.0 W 28 7 4 4 0 2 0 0 0 0 0 7 98 6.00 1.500																					
54 Steve Geltz, R (7, 1) ERA: 3.05	0.1 H 2 0 0 0 0 1 0 0 0 0 0 7 11 0.00 3.000																					
57 Jake McGee, L (7, 1) ERA: 5.4	0.2 H 2 0 0 0 1 0 0 0 0 0 0 6 7 0.00 0.000																					
43 Ernesto Frieri, R (8, 1) ERA: 4.84	1.0 4 1 0 0 0 0 0 0 0 0 0 14 18 0.00 1.000																					
31 Xavier Cedeño, L (9, 1) ERA: 2.92	0.1 4 2 1 1 0 1 0 0 0 0 0 1 8 13 27.00 9.000																					

Batter	1	2	3	4	5	6	7	8	9	AB	R	H	RBI	BB	SO	LOB	TOP								
39 Kevin Kiermaier, L (1, 8) OBP: 0.273, SLG: 0.387	L7		9 1B				G3-6			3	1	2	0	0	0	0	Tampa Bay Rays @ Los Angeles Angels Angel Stadium of Anaheim, Anaheim, CA Mon Jun 01 2015, 7:10 PM - 10:03 PM PDT Att: 27,078 - Clear - 72 F								
5 Brandon Guyer, R (7, PH) OBP: 0.367, SLG: 0.421	G6-3		3 1B				F8			1	0	0	0	0	0	1									
9 Joey Butler, R (1, 10) OBP: 0.358, SLG: 0.519	G6-3		2-H							4	0	1	1	0	1	2									
3 Evan Longoria, R (1, 5) OBP: 0.355, SLG: 0.423	P3		1-2							4	0	1	0	0	0	0									
7 David DeJesus, L (1, 7)		11 G5-3 BB	L6							3	0	0	0	1	1	2									
11 Logan Forsythe, R (1, 3) OBP: 0.367, SLG: 0.457	G5-3		2 HR				G6-3			3	1	0	0	1	0	1									
20 Steven Souza Jr., R (1, 9) OBP: 0.326, SLG: 0.463	F8									4	0	0	0	0	2	2									
13 Asdrúbal Cabrera, S (1, 6) OBP: 0.265, SLG: 0.320	G6-3									4	0	0	0	0	1	2									
2 Nick Franklin, S (1, 4) OBP: 0.189, SLG: 0.212			P6				K			4	1	1	2	0	1	0									
44 René Rivera, R (1, 2) OBP: 0.213, SLG: 0.256	G1-3		39 1B							2	0	1	0	1	0	0									
Inning Stats	R: 0 E: 0 K: 0 S: 9	H: 0 LOB: 0 BB: 0 P: 12	R: 0 E: 0 K: 0 S: 5	H: 0 LOB: 1 BB: 1 P: 11	R: 1 E: 0 K: 0 S: 9	H: 3 LOB: 2 BB: 0 P: 16	R: 2 E: 0 K: 3 S: 21	H: 2 LOB: 2 BB: 2 P: 36	R: 0 E: 0 K: 1 S: 6	H: 0 LOB: 0 BB: 0 P: 9	R: 0 E: 0 K: 1 S: 6	H: 1 LOB: 0 BB: 0 P: 11	R: 0 E: 0 K: 1 S: 8	H: 0 LOB: 0 BB: 0 P: 11	R: 0 E: 0 K: 1 S: 8	H: 0 LOB: 0 BB: 0 P: 14	1B: 4 2B: 1 3B: 0 HR: 1	SF: 0 SAC: 0 DP: 1 HBP: 0	WP: 0 PB: 0 SB: 0 CS: 0	PA: 35					
PITCHER	IP	WLS	BF	H	R	ER	SO	BB	IBB	HBP	BLK	WP	HR	S	P	ERA	WHIP								
43 Garrett Richards, R (1, 1) ERA: 3.26	6.0	W	27	6	3	3	4	3	0	0	0	0	1	59	99	4.50	1.500								
48 Jose Alvarez, L (7, 1) ERA: 3.74	0.2	H	1	0	0	0	0	0	0	0	0	0	0	3	4	0.00	0.000								
59 Fernando Salas, R (7, 1) ERA: 4.29	0.1	H	1	0	0	0	0	0	0	0	0	0	0	3	3	0.00	0.000								
38 Joe Smith, R (8, 1) ERA: 3.42	1.0	H	3	0	0	0	1	0	0	0	0	0	0	8	11	0.00	0.000								
66 Cam Bedrosian, R (9, 1) ERA: 3.52	1.0		3	0	0	0	1	0	0	0	0	0	0	8	14	0.00	0.000								

Batter	1	2	3	4	5	6	7	8	9	AB	R	H	RBI	BB	SO	LOB	BOTTOM								
2 Erick Aybar, S (1, 6) OBP: 0.317, SLG: 0.323	G2-3		27 HR				L7			4	2	1	0	1	0	3	Tampa Bay Rays @ Los Angeles Angels Angel Stadium of Anaheim, Anaheim, CA Mon Jun 01 2015, 7:10 PM - 10:03 PM PDT Att: 27,078 - Clear - 72 F								
27 Mike Trout, R (1, 8) OBP: 0.381, SLG: 0.552	K		1 HR				P2			4	1	1	3	1	2	1									
5 Albert Pujols, R (1, 3) OBP: 0.304, SLG: 0.497	1B		F8				IBB			5	2	3	3	0	0	3									
56 Kole Calhoun, L (1, 9) OBP: 0.325, SLG: 0.405	G4-3		E3				K			5	0	0	0	0	1	1									
6 David Freese, R (1, 5) OBP: 0.288, SLG: 0.432			K							3	1	2	1	1	1	1									
8 Taylor Featherston, R (9, 5) OBP: 0.094, SLG: 0.034	HR		1-2				BB			0	0	0	0	0	0	0									
20 Matt Joyce, L (1, 10) OBP: 0.256, SLG: 0.319	K		G4-3				G4-3			4	0	0	0	0	1	3									
58 Carlos Pérez, R (1, 2) OBP: 0.309, SLG: 0.462	F8									3	0	1	0	1	1	0									
22 Kirk Nieuwenhuis, L (1, 7) OBP: 0.188, SLG: 0.182	12 CS		F7							3	0	1	0	1	0	2									
12 Johnny Giavotella, R (1, 4) OBP: 0.333, SLG: 0.361	CS		27 HR				SH3-4			3	1	2	0	0	0	0									
Inning Stats	R: 0 E: 0 K: 1 S: 12	H: 1 LOB: 1 BB: 0 P: 15	R: 1 E: 0 K: 1 S: 10	H: 2 LOB: 0 BB: 0 P: 20	R: 3 E: 1 K: 1 S: 12	H: 3 LOB: 1 BB: 0 P: 17	R: 0 E: 0 K: 1 S: 7	H: 1 LOB: 1 BB: 0 P: 9	R: 1 E: 0 K: 1 S: 10	H: 1 LOB: 1 BB: 1 P: 17	R: 0 E: 0 K: 0 S: 9	H: 1 LOB: 2 BB: 2 P: 19	R: 0 E: 0 K: 0 S: 9	H: 1 LOB: 2 BB: 1 P: 17	R: 2 E: 0 K: 1 S: 9	H: 1 LOB: 0 BB: 1 P: 20	1B: 7 2B: 0 3B: 0 HR: 4	SF: 0 SAC: 1 DP: 0 HBP: 0	WP: 0 PB: 0 SB: 1 CS: 1	PA: 41					
PITCHER	IP	WLS	BF	H	R	ER	SO	BB	IBB	HBP	BLK	WP	HR	S	P	ERA	WHIP								
37 Alex Colomé, R (1, 1) ERA: 5.05	6.0	L	30	9	5	5	5	2	1	0	0	0	0	3	60	7.50	1.833								
43 Ernesto Frieri, R (7, 1) ERA: 4.63	1.0		5	1	0	0	0	1	0	0	0	0	0	9	17	0.00	2.000								
59 Andrew Bellatti, R (8, 1) ERA: 2.57	1.0		5	1	2	2	1	1	0	0	0	0	1	9	20	18.00	2.000								

AB	32
R	3
H	6
RBI	3
BB	3
SO	6
LOB	10

AB	34
R	7
H	11
RBI	7
BB	5
SO	6
LOB	14

Batter	1	2	3	4	5	6	7	8	9	AB	R	H	RBI	BB	SO	LOB	TOP										
5 Brandon Guyer, R (1, 7) OBP: 0.361, SLG: 0.398										4	0	1	0	0	0	0	Tampa Bay Rays @ Seattle Mariners Safeco Field, Seattle, WA Fri Jun 05 2015, 7:11 PM - 10:06 PM PDT Att: 20,695 - Clear - 77 F										
9 Joey Butler, R (1, 10) OBP: 0.371, SLG: 0.543										3	0	1	0	0	0	1											
3 Evan Longoria, R (1, 5) OBP: 0.351, SLG: 0.414										3	0	2	0	1	0	1											
11 Logan Forsythe, R (1, 4) OBP: 0.370, SLG: 0.473										4	1	1	1	0	1	5											
20 Steven Souza Jr., R (1, 9) OBP: 0.324, SLG: 0.455										4	0	0	0	0	1	0											
10 Jake Elmore, R (1, 3) OBP: 0.306, SLG: 0.426										4	0	2	0	0	0	0											
13 Asdrúbal Cabrera, S (1, 6) OBP: 0.260, SLG: 0.311										4	0	0	0	0	1	2											
39 Kevin Kiermaier, L (1, 8) OBP: 0.271, SLG: 0.399										3	0	0	0	0	2	2											
46 Bobby Wilson, R (1, 2) OBP: 0.214, SLG: 0.154										2	0	0	0	0	1	0											
7 David DeJesus, L (8, PH) OBP: 0.374, SLG: 0.484										1	0	0	0	0	0	0											
44 René Rivera, R (8, 2) OBP: 0.204, SLG: 0.243										0	0	0	0	0	0	0											
Inning Stats	R: 0 H: 2 E: 0 K: 1 S: 8	H: 2 LOB: 1 BB: 0 P: 14	R: 0 H: 0 E: 0 K: 0 S: 4	H: 0 LOB: 0 BB: 0 P: 5	R: 0 H: 0 E: 0 K: 1 S: 12	H: 0 LOB: 0 BB: 0 P: 16	R: 0 H: 1 E: 0 K: 0 S: 7	H: 1 LOB: 0 BB: 0 P: 12	R: 0 H: 1 E: 0 K: 3 S: 14	H: 1 LOB: 2 BB: 0 P: 17	R: 0 H: 1 E: 0 K: 1 S: 9	H: 1 LOB: 2 BB: 1 P: 17	R: 0 H: 1 E: 0 K: 0 S: 10	H: 1 LOB: 1 BB: 0 P: 19	R: 0 H: 0 E: 0 K: 0 S: 8	H: 0 LOB: 1 BB: 0 P: 15	R: 1 H: 1 E: 0 K: 0 S: 10	H: 1 LOB: 0 BB: 0 P: 18	1B: 4 2B: 2 3B: 0 HR: 1	SF: 0 SAC: 0 DP: 0 HBP: 1	WP: 1 PB: 0 SB: 0 CS: 3	PA: 35					
PITCHER	IP	WLS	BF	H	R	ER	SO	BB	IBB	HBP	BLK	WP	HR	S	P	ERA	WHIP										
33 J.A. Happ, L (1, 1) ERA: 3.31	7.0		26	6	0	0	6	0	1	0	0	1	0	64	100	0.00	0.857										
39 Carson Smith, R (8, 1) ERA: 1.13	1.0	L	4	0	0	0	0	0	0	1	0	0	0	8	15	0.00	0.000										
56 Fernando Rodney, R (9, 1) ERA: 6.94	1.0		4	1	1	1	0	0	0	0	0	0	1	10	18	9.00	1.000										

Batter	1	2	3	4	5	6	7	8	9	AB	R	H	RBI	BB	SO	LOB	BOTTOM										
20 Logan Morrison, L (1, 3) OBP: 0.324, SLG: 0.382										3	0	1	0	1	0	2	Tampa Bay Rays @ Seattle Mariners Safeco Field, Seattle, WA Fri Jun 05 2015, 7:11 PM - 10:06 PM PDT Att: 20,695 - Clear - 77 F										
22 Robinson Canó, L (1, 4) OBP: 0.283, SLG: 0.326										4	0	0	0	0	0	6											
23 Nelson Cruz, R (1, 9) OBP: 0.380, SLG: 0.617										4	0	2	0	0	1	1											
15 Kyle Seager, L (1, 5) OBP: 0.329, SLG: 0.468										4	0	1	0	0	0	1											
35 Mark Trumbo, R (1, 10) OBP: 0.297, SLG: 0.495										4	0	0	0	0	2	3											
7 Seth Smith, L (1, 7) OBP: 0.319, SLG: 0.477										2	0	0	0	1	1	0											
16 Austin Jackson, R (7, FR) OBP: 0.313, SLG: 0.362										1	0	1	0	0	0	0											
5 Brad Miller, L (1, 6) OBP: 0.313, SLG: 0.411										4	0	1	0	0	2	2											
3 Mike Zunino, R (1, 2) OBP: 0.236, SLG: 0.351										4	0	0	0	0	1	3											
13 Dustin Ackley, L (1, 8) OBP: 0.241, SLG: 0.331										3	0	1	0	1	1	1											
Inning Stats	R: 0 H: 2 E: 0 K: 0 S: 14	H: 0 LOB: 0 BB: 0 P: 20	R: 0 H: 0 E: 0 K: 1 S: 11	H: 0 LOB: 0 BB: 0 P: 15	R: 0 H: 1 E: 0 K: 1 S: 11	H: 1 LOB: 1 BB: 0 P: 16	R: 0 H: 0 E: 0 K: 2 S: 10	H: 0 LOB: 0 BB: 0 P: 16	R: 0 H: 1 E: 0 K: 2 S: 11	H: 1 LOB: 2 BB: 1 P: 13	R: 0 H: 1 E: 0 K: 1 S: 13	H: 1 LOB: 3 BB: 2 P: 23	R: 0 H: 1 E: 0 K: 0 S: 6	H: 1 LOB: 0 BB: 0 P: 10	R: 0 H: 1 E: 0 K: 1 S: 14	H: 1 LOB: 0 BB: 0 P: 19	1B: 6 2B: 0 3B: 1 HR: 0	SF: 0 SAC: 0 DP: 1 HBP: 0	WP: 0 PB: 0 SB: 0 CS: 0	PA: 36							
PITCHER	IP	WLS	BF	H	R	ER	SO	BB	IBB	HBP	BLK	WP	HR	S	P	ERA	WHIP										
23 Jake Odorizzi, R (1, 1) ERA: 2.47	4.1		18	4	0	0	4	1	0	0	0	0	0	49	74	0.00	1.154										
31 Xavier Cedeño, L (5, 1) ERA: 2.45	0.2		2	0	0	0	0	0	0	0	0	0	0	5	7	0.00	0.000										
59 Andrew Bellatti, R (6, 1) ERA: 1.8	3.0	W	12	2	0	0	3	2	0	0	0	0	0	30	46	0.00	1.333										
40 Kevin Jepsen, R (9, 1) ERA: 1.88	1.0	S	4	1	0	0	1	0	0	0	0	0	0	14	19	0.00	1.000										

AB	32
R	1
H	7
RBI	1
BB	1
SO	6
LOB	11



AB	33
R	0
H	7
RBI	0
BB	3
SO	8
LOB	19



Batter	1	2	3	4	5	6	7	8	9	AB	R	H	RBI	BB	SO	LOB	TOP					
39 Kevin Kiermaier, L (1, 8) OBP: 0.282, SLG: 0.415										3	1	2	0	1	0	0	<p>Tampa Bay Rays @ Seattle Mariners Safeco Field, Seattle, WA Sat Jun 06 2015, 7:12 PM - 9:55 PM PDT Att: 31,106 - Clear - 82 F</p> <p>livebaseballscorecards.com</p> <p>AB 29 R 1 H 3 RBI 0 BB 3 SO 8 LOB 8</p>					
9 Joey Butler, R (1, 10) OBP: 0.356, SLG: 0.521										4	0	0	0	0	2	2						
7 David DeJesus, L (1, 7) OBP: 0.371, SLG: 0.473											3	0	0	0	1	0						
11 Logan Forsythe, R (1, 4) OBP: 0.364, SLG: 0.464											4	0	0	0	0	2						
20 Steven Souza Jr., R (1, 9) OBP: 0.317, SLG: 0.445											4	0	0	0	0	1						
13 Asdrúbal Cabrera, S (1, 6) OBP: 0.281, SLG: 0.367											2	0	0	0	1	0						
10 Jake Elmore, R (1, 5) OBP: 0.308, SLG: 0.420											3	0	1	0	0	0						
2 Nick Franklin, S (1, 3) OBP: 0.175, SLG: 0.194											3	0	0	0	0	0						
44 René Rivera, R (1, 2) OBP: 0.200, SLG: 0.238											3	0	0	0	0	2						
Inning Stats	R: 0 H: 0 E: 0 K: 2 S: 13	H: 0 LOB: 2 BB: 2 P: 24	R: 0 H: 1 E: 0 K: 1 S: 10	LOB: 0 BB: 0 P: 16	R: 0 H: 0 E: 0 K: 1 S: 9	LOB: 0 BB: 0 P: 10	R: 0 H: 0 E: 0 K: 1 S: 7	LOB: 0 BB: 0 P: 9	R: 0 H: 0 E: 0 K: 0 S: 6	LOB: 0 BB: 0 P: 8	R: 1 H: 1 E: 0 K: 1 S: 10	LOB: 0 BB: 0 P: 16	R: 0 H: 0 E: 0 K: 0 S: 16	LOB: 0 BB: 1 P: 23	R: 0 H: 1 E: 0 K: 1 S: 9	LOB: 1 BB: 0 P: 12	R: 0 H: 0 E: 0 K: 1 S: 8	LOB: 0 BB: 0 P: 10	1B: 2 2B: 1 3B: 1 HR: 0	SF: 0 SAC: 0 DP: 1 HBP: 0	WP: 2 PB: 0 SB: 2 CS: 0	PA: 32
PITCHER	IP WLS BF H R ER SO BB IBB HBP BLK WP HR S P ERA WHIP	<p>34 Félix Hernández, R (1, 1) ERA: 2.51</p> <p>57 Mark Lowe, R (8, 1) ERA: 0.57</p> <p>39 Carson Smith, R (9, 1) ERA: 1.08</p>																				

Batter	1	2	3	4	5	6	7	8	9	AB	R	H	RBI	BB	SO	LOB	BOTTOM			
16 Austin Jackson, R (1, 8) OBP: 0.318, SLG: 0.393										4	1	2	1	0	0	3	<p>Tampa Bay Rays @ Seattle Mariners Safeco Field, Seattle, WA Sat Jun 06 2015, 7:12 PM - 9:55 PM PDT Att: 31,106 - Clear - 82 F</p> <p>livebaseballscorecards.com</p> <p>AB 30 R 2 H 9 RBI 2 BB 4 SO 4 LOB 18</p>			
22 Robinson Canó, L (1, 4) OBP: 0.278, SLG: 0.320										4	0	0	0	0	0	4				
23 Nelson Cruz, R (1, 9) OBP: 0.382, SLG: 0.615										4	0	2	0	0	0	1				
15 Kyle Seager, L (1, 5) OBP: 0.327, SLG: 0.462										3	0	0	0	1	1	2				
35 Mark Trumbo, R (1, 10) OBP: 0.291, SLG: 0.484											4	0	0	0	0	2				
7 Seth Smith, L (1, 7) OBP: 0.328, SLG: 0.483											2	1	1	0	2	0				
13 Dustin Ackley, L (8, FR) OBP: 0.241, SLG: 0.331										0	0	0	0	0	0	0				
20 Logan Morrison, L (1, 3) OBP: 0.332, SLG: 0.390											4	0	3	0	0	0				
8 Willie Bloomquist, R (1, 6) OBP: 0.189, SLG: 0.192										3	0	1	1	0	0	3				
3 Mike Zunino, R (1, 2) OBP: 0.238, SLG: 0.346										2	0	0	0	1	1	2				
Inning Stats	R: 0 H: 1 E: 0 K: 1 S: 11	H: 1 LOB: 1 BB: 0 P: 16	R: 0 H: 1 E: 0 K: 0 S: 8	LOB: 2 BB: 1 P: 15	R: 0 H: 1 E: 0 K: 0 S: 8	LOB: 2 BB: 1 P: 14	R: 1 H: 3 E: 0 K: 0 S: 11	LOB: 3 BB: 1 P: 21	R: 0 H: 0 E: 0 K: 1 S: 9	LOB: 0 BB: 0 P: 16	R: 0 H: 1 E: 0 K: 0 S: 7	LOB: 0 BB: 0 P: 12	R: 1 H: 2 E: 0 K: 1 S: 11	LOB: 2 BB: 0 P: 17	R: 0 H: 0 E: 0 K: 1 S: 8	LOB: 1 BB: 1 P: 15	1B: 6 2B: 2 3B: 0 HR: 1	SF: 0 SAC: 0 DP: 1 HBP: 0	WP: 0 PB: 0 SB: 0 CS: 2	PA: 34
PITCHER	IP WLS BF H R ER SO BB IBB HBP BLK WP HR S P ERA WHIP	<p>37 Alex Colomé, R (1, 1) ERA: 4.54</p> <p>54 Steve Geltz, R (7, 1) ERA: 3.09</p>																		

Batter	1	2	3	4	5	6	7	8	9	AB	R	H	RBI	BB	SO	LOB	TOP										
10 Jake Elmore, R OBP: 0.327, SLG: 0.423										2	1	1	0	1	0	0											
5 Brandon Guyer, R OBP: 0.354, SLG: 0.389										3	0	0	0	0	1	2											
7 David DeJesus, L OBP: 0.368, SLG: 0.473										0	0	0	1	0	0	0											
39 Kevin Kiermaier, L OBP: 0.282, SLG: 0.415										0	0	0	0	0	0	0											
9 Joey Butler, R OBP: 0.362, SLG: 0.520										4	0	2	0	0	1	1											
11 Logan Forsythe, R OBP: 0.362, SLG: 0.459										4	0	1	1	0	0	2											
20 Steven Souza Jr., R OBP: 0.311, SLG: 0.435										4	0	0	0	0	2	2											
27 Mikie Mahtook, R OBP: 0.211, SLG: 0.471										4	1	1	1	0	0	2											
2 Nick Franklin, S OBP: 0.159, SLG: 0.175										4	0	0	0	0	1	1											
44 René Rivera, R OBP: 0.196, SLG: 0.233										3	0	0	0	0	0	0											
46 Bobby Wilson, R OBP: 0.203, SLG: 0.145										3	0	0	0	0	0	0											
3 Evan Longoria, R OBP: 0.331, SLG: 0.414										0	1	0	0	0	0	0											
13 Asdrúbal Cabrera, S OBP: 0.281, SLG: 0.307										0	0	0	0	0	0	0											
Inning Stats	R: 1 E: 0 K: 1 S: 16	H: 2 LOB: 2 BB: 1 P: 30	R: 0 E: 0 K: 0 S: 7	H: 0 LOB: 0 BB: 0 P: 13	R: 0 E: 0 K: 0 S: 8	H: 2 LOB: 1 BB: 0 P: 9	R: 0 E: 0 K: 0 S: 8	H: 0 LOB: 0 BB: 0 P: 10	R: 0 E: 0 K: 0 S: 7	H: 0 LOB: 0 BB: 0 P: 11	R: 0 E: 0 K: 0 S: 4	H: 0 LOB: 0 BB: 0 P: 7	R: 1 E: 0 K: 2 S: 12	H: 1 LOB: 0 BB: 0 P: 18	R: 1 E: 1 K: 1 S: 9	H: 0 LOB: 1 BB: 0 P: 10	R: 0 E: 1 K: 1 S: 13	H: 0 LOB: 1 BB: 0 P: 21	1B: 4 2B: 0 3B: 0 HR: 1	SF: 1 SAC: 1 DP: 1 HBP: 0	WP: 0 PB: 0 SB: 0 CS: 0	PA: 34					
PITCHER	IP	WLS	BF	H	R	ER	SO	BB	IBB	HBP	BLK	WP	HR	S	P	ERA	WHIP										
37 Mike Montgomery, L ERA: 2.08	7.0	L	26	5	2	2	3	1	0	0	0	0	1	62	98	2.57	0.857										
54 Tom Wilhelmson, R ERA: 2.57	0.1		2	0	1	0	0	0	0	0	0	0	0	4	4	0.00	0.000										
38 Vidal Nuño, L ERA: 1.8	0.2		2	0	0	0	1	0	0	0	0	0	0	5	6	0.00	0.000										
97 Joe Beimel, L ERA: 2.84	1.0		4	0	0	0	1	0	0	0	0	0	0	13	21	0.00	0.000										

Tampa Bay Rays @ Seattle Mariners
Safeco Field, Seattle, WA
Sun Jun 07 2015, 1:12 PM - 3:56 PM PDT
Att: 27,906 - Sunny - 72 F

AB 31
R 3
H 5
RBI 3
BB 1
SO 5
LOB 10



Batter	1	2	3	4	5	6	7	8	9	AB	R	H	RBI	BB	SO	LOB	BOTTOM										
16 Austin Jackson, R OBP: 0.316, SLG: 0.389										4	0	1	0	0	2	1											
7 Seth Smith, L OBP: 0.328, SLG: 0.484											4	0	1	0	0	2	1										
23 Nelson Cruz, R OBP: 0.384, SLG: 0.613											4	1	2	0	0	1	0										
15 Kyle Seager, L OBP: 0.322, SLG: 0.453										4	0	0	0	0	1	3											
35 Mark Trumbo, R OBP: 0.285, SLG: 0.474										4	0	0	0	0	2	4											
20 Logan Morrison, L OBP: 0.330, SLG: 0.387										4	0	1	0	0	2	2											
5 Brad Miller, L OBP: 0.311, SLG: 0.407											4	0	1	1	0	0	2										
8 Willie Bloomquist, R OBP: 0.196, SLG: 0.200											3	0	1	0	0	2	2										
2 Jesús Sucre, R OBP: 0.059, SLG: 0.059											2	0	0	0	0	1	1										
25 Rickie Weeks Jr., R OBP: 0.257, SLG: 0.253										1	0	0	0	0	0	0											
3 Mike Zunino, R OBP: 0.238, SLG: 0.346										0	0	0	0	0	0	0											
Inning Stats	R: 0 E: 0 K: 1 S: 8	H: 0 LOB: 0 BB: 0 P: 14	R: 0 E: 0 K: 2 S: 12	H: 0 LOB: 0 BB: 0 P: 19	R: 0 E: 0 K: 1 S: 10	H: 1 LOB: 1 BB: 0 P: 13	R: 0 E: 0 K: 2 S: 11	H: 2 LOB: 1 BB: 0 P: 14	R: 0 E: 0 K: 1 S: 10	H: 0 LOB: 0 BB: 0 P: 14	R: 0 E: 0 K: 2 S: 9	H: 1 LOB: 1 BB: 0 P: 15	R: 1 E: 1 K: 2 S: 17	H: 2 LOB: 2 BB: 0 P: 24	R: 0 E: 0 K: 1 S: 8	H: 0 LOB: 0 BB: 0 P: 16	R: 0 E: 1 K: 1 S: 13	H: 1 LOB: 2 BB: 0 P: 17	1B: 6 2B: 2 3B: 0 HR: 0	SF: 0 SAC: 0 DP: 1 HBP: 0	WP: 0 PB: 0 SB: 0 CS: 2	PA: 35					
PITCHER	IP	WLS	BF	H	R	ER	SO	BB	IBB	HBP	BLK	WP	HR	S	P	ERA	WHIP										
22 Chris Archer, R ERA: 1.84	7.0	W	26	6	1	0	10	0	0	0	0	0	0	77	113	0.00	0.857										
57 Jake McGee, L ERA: 3.39	1.0	H	3	0	0	0	1	0	0	0	0	0	0	8	16	0.00	0.000										
40 Kevin Jepsen, R ERA: 1.8	1.0	S	5	1	0	0	1	0	0	0	0	0	0	13	17	0.00	1.000										

Tampa Bay Rays @ Seattle Mariners
Safeco Field, Seattle, WA
Sun Jun 07 2015, 1:12 PM - 3:56 PM PDT
Att: 27,906 - Sunny - 72 F

AB 34
R 1
H 7
RBI 1
BB 0
SO 13
LOB 16



Batter	1	2	3	4	5	6	7	8	9	AB	R	H	RBI	BB	SO	LOB	TOP										
2 Erick Aybar, S OBP: 0.314, SLG: 0.321	F8		27 1B		L5-3		G4-3			4	1	1	1	0	0	3	Los Angeles Angels @ Tampa Bay Rays Tropicana Field, St. Petersburg, FL Wed Jun 10 2015, 7:10 PM - 9:49 PM EDT Att: 10,088 - Dome - 72 F										
27 Mike Trout, R OBP: 0.372, SLG: 0.552	F9		5 HBP		K			K		4	0	1	1	0	2	0											
5 Albert Pujols, R OBP: 0.316, SLG: 0.523	L7					L4		L8		3	0	0	0	0	0	0											
56 Kole Calhoun, L OBP: 0.329, SLG: 0.392	K		G1-3			K		G1-3		4	0	0	0	0	2	2											
58 Carlos Pérez, R OBP: 0.278, SLG: 0.391	F8				G4-3			K		4	0	0	0	0	2	0											
20 Matt Joyce, L OBP: 0.295, SLG: 0.323							F8			3	0	0	0	0	0	0											
17 Chris Iannetta, R OBP: 0.272, SLG: 0.280										1	0	0	0	0	0	0											
24 C.J. Cron, R OBP: 0.239, SLG: 0.271			12 F6 2 1B				G6-3			3	1	2	0	0	0	0											
18 Kyle Kubitz, L OBP: 0.667, SLG: 0.667			2 1B							3	0	2	0	0	1	1											
6 David Freese, R OBP: 0.294, SLG: 0.430			2 1B							1	0	0	0	0	1	1											
12 Johnny Giavotella, R OBP: 0.330, SLG: 0.361	F8									2	0	1	0	1	0	2											
Inning Stats	R: 0 E: 0 K: 0 S: 4	H: 0 LOB: 0 BB: 0 P: 4	R: 0 E: 0 K: 1 S: 5	H: 0 LOB: 0 BB: 0 P: 7	R: 2 E: 0 K: 0 S: 20	H: 4 LOB: 2 BB: 0 P: 33	R: 0 E: 0 K: 1 S: 14	H: 0 LOB: 1 BB: 0 P: 23	R: 0 E: 0 K: 2 S: 9	H: 0 LOB: 0 BB: 0 P: 14	R: 0 E: 0 K: 0 S: 12	H: 1 LOB: 2 BB: 1 P: 20	R: 0 E: 0 K: 1 S: 12	H: 0 LOB: 0 BB: 0 P: 15	R: 0 E: 0 K: 2 S: 11	H: 1 LOB: 1 BB: 0 P: 13	1B: 7 2B: 1 3B: 0 HR: 0	SF: 0 SAC: 0 DP: 1 HBP: 2	WP: 0 PB: 0 SB: 0 CS: 0	PA: 35							
PITCHER	IP	WLS	BF	H	R	ER	SO	BB	IBB	HBP	BLK	WP	HR	S	P	ERA	WHIP										
30 Erasmo Ramírez, R ERA: 4.96	5.0	W	20	5	2	2	3	0	0	2	0	0	0	50	78	3.60	1.000										
54 Steve Geltz, R ERA: 2.84	1.0	H	3	0	0	0	2	0	0	0	0	0	0	9	14	0.00	0.000										
40 Kevin Jepsen, R ERA: 1.73	1.0	H	5	1	0	0	0	1	0	0	0	0	0	12	20	0.00	2.000										
26 Brad Boxberger, R ERA: 2.82	1.0	H	3	0	0	0	1	0	0	0	0	0	0	12	15	0.00	0.000										
57 Jake McGee, L ERA: 3.0	1.0	S	4	1	0	0	2	0	0	0	0	0	0	11	13	0.00	1.000										

Batter	1	2	3	4	5	6	7	8	9	AB	R	H	RBI	BB	SO	LOB	BOTTOM										
39 Kevin Kiermaier, L OBP: 0.282, SLG: 0.410	G4-3		9 FC5-4		F8		F9			4	0	1	1	0	0	2	Los Angeles Angels @ Tampa Bay Rays Tropicana Field, St. Petersburg, FL Wed Jun 10 2015, 7:10 PM - 9:49 PM EDT Att: 10,088 - Dome - 72 F										
9 Joey Butler, R OBP: 0.354, SLG: 0.519					G6-3		G6-3			4	0	1	1	0	0	3											
3 Evan Longoria, R OBP: 0.352, SLG: 0.426							P4			3	1	1	1	1	1	0											
7 David DeJesus, L OBP: 0.364, SLG: 0.464	L6		L7		L8					4	0	1	0	0	0	2											
11 Logan Forsythe, R OBP: 0.358, SLG: 0.451	F9		G5-3							4	0	1	0	0	0	3											
20 Steven Souza Jr., R OBP: 0.365, SLG: 0.428			P6		G1-3					4	1	1	0	0	0	1											
13 Adrúbal Cabrera, S OBP: 0.270, SLG: 0.317										4	1	2	1	0	0	0											
2 Nick Franklin, S OBP: 0.176, SLG: 0.174			39 1B							3	1	1	0	1	0	1											
44 René Rivera, R OBP: 0.202, SLG: 0.240			39 1B							2	0	0	0	1	0	2											
Inning Stats	R: 0 E: 0 K: 0 S: 11	H: 1 LOB: 2 BB: 1 P: 19	R: 2 E: 0 K: 0 S: 13	H: 2 LOB: 1 BB: 1 P: 22	R: 1 E: 0 K: 0 S: 7	H: 1 LOB: 0 BB: 0 P: 10	R: 0 E: 0 K: 0 S: 7	H: 1 LOB: 2 BB: 1 P: 14	R: 0 E: 0 K: 0 S: 9	H: 0 LOB: 0 BB: 0 P: 11	R: 0 E: 0 K: 1 S: 8	H: 0 LOB: 0 BB: 0 P: 10	R: 1 E: 0 K: 0 S: 14	H: 3 LOB: 1 BB: 0 P: 23	1B: 5 2B: 3 3B: 0 HR: 1	SF: 0 SAC: 0 DP: 0 HBP: 0		WP: 0 PB: 0 SB: 1 CS: 1	PA: 35								
PITCHER	IP	WLS	BF	H	R	ER	SO	BB	IBB	HBP	BLK	WP	HR	S	P	ERA	WHIP										
36 Jared Weaver, R ERA: 4.61	7.2	L	33	8	4	4	1	3	0	0	0	0	0	66	103	4.70	1.435										
59 Fernando Salas, R ERA: 3.75	0.1		2	1	0	0	0	0	0	0	0	0	0	7	11	0.00	3.000										

Batter	1	2	3	4	5	6	7	8	9	AB R H RBI BB SO LOB	TOP											
2 Erick Aybar, S OBP: 0.311, SLG: 0.316										4 1 0 1 1 1 2	Los Angeles Angels @ Tampa Bay Rays Tropicana Field, St. Petersburg, FL Thu Jun 11 2015, 7:12 PM - 10:31 PM EDT Att: 10,779 - Dome - 72 F											
27 Mike Trout, R OBP: 0.376, SLG: 0.571										5 1 3 2 0 1 2												
5 Albert Pujols, R OBP: 0.318, SLG: 0.534										5 1 2 2 0 0 3												
56 Kole Calhoun, L OBP: 0.331, SLG: 0.392										5 0 2 0 0 1 1												
12 Johnny Giavotella, R OBP: 0.537, SLG: 0.388										5 0 3 0 0 0 2												
20 Matt Joyce, L OBP: 0.285, SLG: 0.320										2 1 0 0 0 2 2												
24 C.J. Cron, R OBP: 0.237, SLG: 0.269										1 0 0 0 0 0 2												
19 Efrén Navarro, L OBP: 0.400, SLG: 0.346										4 1 3 0 0 0 1												
17 Chris Iannetta, R OBP: 0.264, SLG: 0.270										4 0 0 0 0 0 2 6												
18 Kyle Kubitz, L OBP: 0.571, SLG: 0.500										3 1 1 1 1 1 0												
Inning Stats	R: 0 H: 0 E: 0 K: 1 S: 12	H: 0 LOB: 1 BB: 1 P: 22	R: 0 H: 0 E: 0 K: 1 S: 13	H: 0 LOB: 1 BB: 1 P: 20	R: 0 H: 1 E: 0 K: 0 S: 6	H: 1 LOB: 0 BB: 0 P: 7	R: 0 H: 1 E: 0 K: 1 S: 8	H: 1 LOB: 0 BB: 0 P: 12	R: 0 H: 1 E: 0 K: 1 S: 7	H: 1 LOB: 0 BB: 0 P: 11	R: 1 H: 3 E: 0 K: 0 S: 13	H: 3 LOB: 1 BB: 0 P: 20	R: 3 H: 3 E: 0 K: 1 S: 24	H: 3 LOB: 1 BB: 1 P: 38	R: 0 H: 2 E: 0 K: 2 S: 13	H: 2 LOB: 2 BB: 0 P: 18	R: 2 H: 3 E: 0 K: 1 S: 18	H: 3 LOB: 2 BB: 1 P: 28	1B: 11 2B: 2 3B: 0 HR: 2	SF: 0 SAC: 0 DP: 2 HBP: 0	WP: 0 PB: 0 SB: 1 CS: 1	PA: 43
PITCHER	IP: 5.1 WLS: 2 BF: 20 ERA: 4.21	H: 4 R: 1 ER: 1 SO: 4	BB: 2 IBB: 0 HBP: 0 BLK: 0	WP: 0 HR: 1 S: 51 P: 80	ERA: 1.69 WHIP: 1.125	IP: 0.1 WLS: 0 BF: 3 ERA: 2.4	H: 2 R: 0 ER: 0 SO: 0	BB: 0 IBB: 0 HBP: 0 BLK: 0	WP: 0 HR: 0 S: 9 P: 13	ERA: 0.00 WHIP: 6.000												
37 Alex Colomé, R ERA: 4.21						31 Xavier Cedeño, L ERA: 2.4																
47 Brandon Gomes, R ERA: 2.14																						
40 Kevin Jepsen, R ERA: 2.73																						
26 Brad Boxberger, R ERA: 2.78																						
58 Preston Guilmet, R ERA: 6.75																						

AB	38
R	6
H	14
RBI	6
BB	4
SO	8
LOB	21



Batter	1	2	3	4	5	6	7	8	9	AB R H RBI BB SO LOB	BOTTOM											
39 Kevin Kiermaier, L OBP: 0.276, SLG: 0.401										4 0 0 0 0 2 1	Los Angeles Angels @ Tampa Bay Rays Tropicana Field, St. Petersburg, FL Thu Jun 11 2015, 7:12 PM - 10:31 PM EDT Att: 10,779 - Dome - 72 F											
9 Joey Butler, R OBP: 0.355, SLG: 0.518										4 0 2 0 0 1 0												
3 Evan Longoria, R OBP: 0.346, SLG: 0.417										4 0 0 0 0 1 2												
7 David DeJesus, L OBP: 0.355, SLG: 0.451										4 0 0 0 0 0 1												
11 Logan Forsythe, R OBP: 0.356, SLG: 0.444										3 1 0 0 1 0 1												
20 Steven Souza Jr., R OBP: 0.335, SLG: 0.442										3 1 1 2 0 1 0												
13 Asdrúbal Cabrera, S OBP: 0.266, SLG: 0.312										3 0 0 0 0 1 0												
2 Nick Franklin, S OBP: 0.185, SLG: 0.184										3 0 1 0 0 2 0												
44 René Rivera, R OBP: 0.205, SLG: 0.248										3 0 1 0 0 1 1												
Inning Stats	R: 0 H: 1 E: 0 K: 1 S: 10	H: 2 LOB: 1 BB: 1 P: 27	R: 2 H: 2 E: 0 K: 1 S: 17	H: 2 LOB: 1 BB: 1 P: 27	R: 0 H: 0 E: 0 K: 2 S: 16	H: 0 LOB: 0 BB: 0 P: 22	R: 0 H: 0 E: 0 K: 1 S: 7	H: 0 LOB: 0 BB: 0 P: 9	R: 0 H: 1 E: 0 K: 2 S: 9	H: 1 LOB: 0 BB: 0 P: 10		R: 0 H: 0 E: 0 K: 0 S: 4	H: 0 LOB: 0 BB: 0 P: 5	R: 0 H: 0 E: 0 K: 0 S: 7	H: 0 LOB: 0 BB: 0 P: 9	R: 0 H: 0 E: 0 K: 2 S: 8	H: 0 LOB: 0 BB: 0 P: 10	R: 0 H: 1 E: 0 K: 0 S: 10	H: 1 LOB: 1 BB: 0 P: 19	1B: 3 2B: 1 3B: 0 HR: 1	SF: 0 SAC: 0 DP: 0 HBP: 0	WP: 0 PB: 0 SB: 0 CS: 1
PITCHER	IP: 7.0 WLS: 7 BF: 25 ERA: 3.97	H: 4 R: 2 ER: 2 SO: 7	BB: 1 IBB: 0 HBP: 0 BLK: 0	WP: 0 HR: 1 S: 70 P: 94	ERA: 2.57 WHIP: 0.714	IP: 1.0 WLS: 1 BF: 4 ERA: 3.28	H: 0 R: 0 ER: 0 SO: 2	BB: 0 IBB: 0 HBP: 0 BLK: 0	WP: 0 HR: 0 S: 8 P: 10	ERA: 0.00 WHIP: 0.000												
43 Garrett Richards, R ERA: 3.97						38 Joe Smith, R ERA: 3.28																
16 Huston Street, R ERA: 2.63																						

AB	31
R	2
H	5
RBI	2
BB	1
SO	9
LOB	6




Batter	1	2	3	4	5	6	7	8	9	AB	R	H	RBI	BB	SO	LOB	TOP				
20 JB Shuck, L (1,8) OBP: 0.352, SLG: 0.317 21 Tyler Flowers, R (8,2) OBP: 0.243, SLG: 0.318	G6-3		P6		G6-3			FC4-6 1B	P3	4	0	1	0	0	0	0					
10 Alexei Ramirez, R (1,6) OBP: 0.253, SLG: 0.317	79 WP 1B			L9		G6-3		FC4-6 1B		4	1	2	0	0	0	0					
79 José Abreu, R (1,10) OBP: 0.345, SLG: 0.514	25 G6-5-3 1B			26 FC6-4 53 1B		G6-3		K		4	1	2	1	0	1	2					
25 Adam LaRoche, L (1,3) OBP: 0.354, SLG: 0.410	G6-5-3			26 FC6-4 1B		L8		FC4-6		4	0	1	0	0	0	3					
26 Avisail García, R (1,9) OBP: 0.348, SLG: 0.435		K		FC6-4 53 1B		G5-3		K		4	0	0	0	0	2	4					
53 Melky Cabrera, S (1,7) OBP: 0.275, SLG: 0.269	P5			1-2 2-3 1B		P6			K	4	0	1	1	0	1	0					
15 Gordon Beckham, R (1,5) OBP: 0.297, SLG: 0.345	G5-3			1-2 2-3 1B		K			1B BB	3	0	0	0	1	2	2					
5 Yolmer Sánchez, S (1,4) OBP: 0.211, SLG: 0.183 1 Adam Eaton, L (8,PH) OBP: 0.296, SLG: 0.360			K		G3			12 HR BB	1-2 1B	2	0	0	0	0	1	0					
58 Geovany Soto, R (1,2) OBP: 0.275, SLG: 0.369 12 Conor Gillaspie, L (8,PH) OBP: 0.256, SLG: 0.463 64 Emilio Bonifácio, S (9,PH) OBP: 0.200, SLG: 0.190			G5-3		K			1-2 HR	K	2	0	0	0	0	1	0					
Inning Stats	R: 1 E: 0 K: 0 S: 11	H: 2 LOB: 0 BB: 0 P: 17	R: 0 E: 0 K: 1 S: 8	H: 0 LOB: 0 BB: 0 P: 8	R: 0 E: 0 K: 1 S: 8	H: 0 LOB: 0 BB: 0 P: 8	R: 1 E: 0 K: 1 S: 13	H: 3 LOB: 2 BB: 0 P: 20	R: 0 E: 0 K: 0 S: 5	H: 0 LOB: 0 BB: 0 P: 7	R: 0 E: 0 K: 1 S: 8	H: 0 LOB: 0 BB: 0 P: 11	R: 2 E: 0 K: 2 S: 24	H: 3 LOB: 2 BB: 1 P: 36	R: 0 E: 0 K: 2 S: 11	H: 1 LOB: 2 BB: 1 P: 16	1B: 8 2B: 0 3B: 0 HR: 1	SF: 0 SAC: 0 DP: 1 HBP: 0	WP: 1 PB: 0 SB: 0 CS: 0	PA: 37	
PITCHER	IP	WLS	BF	H	R	ER	SO	BB	IBB	HBP	BLK	WP	HR	S	P	ERA	WHIP				
22 Chris Archer, R (1,1) ERA: 2.0	7.0		26	5	3	3	5	1	0	0	0	1	0	68	93	3.86	0.857				
26 Brad Boxberger, R (8,1) ERA: 3.04	1.0	W	6	3	1	1	2	0	0	0	0	0	1	20	28	9.00	3.000				
57 Jake McGee, L (9,1) ERA: 2.45	1.0	S	5	1	0	0	2	1	0	0	0	0	0	11	16	0.00	2.000				

Chicago White Sox @ Tampa Bay Rays
Tropicana Field, St. Petersburg, FL
Sat Jun 13 2015, 4:10 PM - 6:56 PM EDT
Att: 20,248 - Dome - 72 F

livebaseballscorecards.com

AB 35
R 4
H 9
RBI 4
BB 2
SO 9
LOB 15



Batter	1	2	3	4	5	6	7	8	9	AB	R	H	RBI	BB	SO	LOB	BOTTOM				
39 Kevin Kiermaier, L (1,8) OBP: 0.293, SLG: 0.422	3 1B 3B		9 2B 3 G6-3 HBP		9 1B 1B		K			3	2	2	0	0	1	0					
9 Joey Butler, R (1,10) OBP: 0.373, SLG: 0.529	K		3 G6-3 2B		1B			F8		4	0	2	0	0	1	1					
3 Evan Longoria, R (1,5) OBP: 0.346, SLG: 0.411	1B		G6-3		K			K		4	0	1	2	0	2	3					
7 David DeJesus, L (1,7) OBP: 0.356, SLG: 0.445	20 FC6-4 BB		L8		G4-3			20 S 1B		3	1	1	0	1	0	1					
20 Steven Souza Jr., R (1,9) OBP: 0.307, SLG: 0.439	FC6-4			K		P4		10 1B 10 S 1B		4	1	1	1	0	1	1					
13 Adrián Cabrera, S (1,6) OBP: 0.286, SLG: 0.307		L8		L9		P4		10 E 1B		3	0	0	0	1	0	0					
10 Jake Elmore, R (1,3) OBP: 0.328, SLG: 0.397	K			F7				E6		4	0	1	0	0	1	0					
2 Nick Franklin, S (1,4) OBP: 0.226, SLG: 0.268	G4-3				K			F8		4	1	1	0	0	1	2					
19 Curt Casali, R (1,2)					K					2	0	0	0	0	1	0					
11 Logan Forsythe, R (7,PH) OBP: 0.347, SLG: 0.434 44 René Rivera, R (8,2) OBP: 0.201, SLG: 0.244			G4-3		K		G6-3			1	0	0	1	0	0	0					
Inning Stats	R: 1 E: 0 K: 1 S: 8	H: 2 LOB: 1 BB: 1 P: 16	R: 0 E: 0 K: 1 S: 5	H: 0 LOB: 0 BB: 0 P: 8	R: 1 E: 0 K: 0 S: 15	H: 1 LOB: 1 BB: 0 P: 22	R: 0 E: 0 K: 1 S: 7	H: 0 LOB: 0 BB: 0 P: 8	R: 0 E: 0 K: 3 S: 12	H: 2 LOB: 0 BB: 0 P: 21	R: 0 E: 0 K: 0 S: 6	H: 0 LOB: 0 BB: 0 P: 9	R: 1 E: 0 K: 1 S: 10	H: 1 LOB: 0 BB: 0 P: 12	R: 2 E: 1 K: 1 S: 18	H: 3 LOB: 2 BB: 1 P: 33	1B: 6 2B: 1 3B: 2 HR: 0	SF: 0 SAC: 0 DP: 0 HBP: 1	WP: 0 PB: 0 SB: 2 CS: 0	PA: 35	
PITCHER	IP	WLS	BF	H	R	ER	SO	BB	IBB	HBP	BLK	WP	HR	S	P	ERA	WHIP				
29 Jeff Samardzija, R (1,1) ERA: 4.84	7.0		28	6	3	3	7	1	0	0	0	0	0	63	96	3.86	1.000				
57 Zach Putnam, R (8,1) ERA: 3.98	0.2	L	5	2	2	1	1	0	1	0	0	0	0	15	27	13.50	3.000				
52 Jake Petricka, R (8,1) ERA: 3.6	0.1		2	1	0	0	0	0	0	0	0	0	0	3	6	0.00	3.000				

Chicago White Sox @ Tampa Bay Rays
Tropicana Field, St. Petersburg, FL
Sat Jun 13 2015, 4:10 PM - 6:56 PM EDT
Att: 20,248 - Dome - 72 F

livebaseballscorecards.com


AB 32
R 5
H 9
RBI 4
BB 2
SO 8
LOB 8




Batter	1	2	3	4	5	6	7	8	9	AB	R	H	RBI	BB	SO	LOB	TOP										
1 Adam Eaton, L (1, 8) OBP: 0.300, SLG: 0.362										4	0	2	0	0	1	1	Chicago White Sox @ Tampa Bay Rays Tropicana Field, St. Petersburg, FL Sun Jun 14 2015, 1:11 PM - 3:52 PM EDT Att: 17,962 - Dome - 72 F										
10 Alexei Ramirez, R (1, 6) OBP: 0.253, SLG: 0.316										4	0	1	0	0	0	2											
79 José Abreu, R (1, 3) OBP: 0.343, SLG: 0.507										3	0	0	0	1	0	2											
25 Adam LaRoche, L (1, 10) OBP: 0.348, SLG: 0.402										4	0	0	0	0	4	3											
26 Avisail García, R (1, 9) OBP: 0.341, SLG: 0.426										4	0	0	0	0	1	2											
53 Melky Cabrera, S (1, 7) OBP: 0.278, SLG: 0.277										4	0	2	0	0	0	0											
15 Gordon Beckham, R (1, 5) OBP: 0.298, SLG: 0.353										3	1	1	0	0	1	2											
12 Conor Gillaspie, L (9, PH) OBP: 0.293, SLG: 0.400										1	0	0	0	0	1	0											
5 Yolmer Sánchez, S (1, 4) OBP: 0.215, SLG: 0.188										3	0	1	1	0	1	1											
21 Tyler Flowers, R (1, 2) OBP: 0.245, SLG: 0.318										3	0	1	0	0	1	0											
Inning Stats	R: 0 H: 1 E: 0 K: 1 S: 11	H: 1 LOB: 2 BB: 1 P: 17	R: 1 H: 2 E: 0 K: 0 S: 10	H: 2 LOB: 0 BB: 0 P: 14	R: 0 H: 1 E: 0 K: 2 S: 16	H: 1 LOB: 1 BB: 0 P: 22	R: 0 H: 1 E: 0 K: 3 S: 11	H: 1 LOB: 1 BB: 0 P: 16	R: 0 H: 1 E: 0 K: 1 S: 13	H: 1 LOB: 1 BB: 0 P: 22	R: 0 H: 1 E: 0 K: 1 S: 9	H: 1 LOB: 1 BB: 0 P: 13	R: 0 H: 0 E: 0 K: 1 S: 9	H: 0 LOB: 0 BB: 0 P: 15	R: 0 H: 0 E: 0 K: 1 S: 10	H: 0 LOB: 0 BB: 0 P: 13	R: 0 H: 0 E: 0 K: 1 S: 6	H: 0 LOB: 0 BB: 0 P: 7	1B: 6 2B: 2 3B: 0 HR: 0	SF: 0 SAC: 0 DP: 0 HBP: 0	WP: 1 PB: 0 CS: 1	PA: 35					
PITCHER	IP	WLS	BF	H	R	ER	SO	BB	IBB	HBP	BLK	WP	HR	S	P	ERA	WHIP										
51 Nate Karns, R (1, 1) ERA: 3.87	6.0		25	7	1	1	8	1	0	0	0	1	0	70	104	1.50	1.333										
34 C.J. Riefenhauser, L (7, 1) ERA: 11.57	1.0	W	3	1	0	0	0	0	0	0	0	0	0	10	15	0.00	1.000										
54 Steve Geltz, R (8, 1) ERA: 2.63	1.0	H	3	0	0	0	1	0	0	0	0	0	9	13	0.00	0.000											
40 Kevin Jepsen, R (9, 1) ERA: 2.63	1.0	S	3	0	0	0	1	0	0	0	0	0	0	6	7	0.00	0.000										

Batter	1	2	3	4	5	6	7	8	9	AB	R	H	RBI	BB	SO	LOB	BOTTOM										
5 Brandon Guyer, R (1, 8) OBP: 0.361, SLG: 0.387										2	0	1	0	1	1	0	Chicago White Sox @ Tampa Bay Rays Tropicana Field, St. Petersburg, FL Sun Jun 14 2015, 1:11 PM - 3:52 PM EDT Att: 17,962 - Dome - 72 F										
9 Joey Butler, R (1, 7) OBP: 0.385, SLG: 0.516										3	0	0	0	1	2	3											
39 Kevin Kiermaier, L (8, 8) OBP: 0.293, SLG: 0.422										0	0	0	0	0	0	0											
3 Evan Longoria, R (1, 5) OBP: 0.344, SLG: 0.408										4	0	1	0	0	2	4											
11 Logan Forsythe, R (1, 4) OBP: 0.346, SLG: 0.431										4	0	1	0	0	2	4											
20 Steven Souza Jr., R (1, 9) OBP: 0.306, SLG: 0.433										3	1	0	0	1	0	4											
13 Adrián Cabrera, S (1, 6) OBP: 0.285, SLG: 0.351										4	1	1	2	0	1	1											
10 Jake Elmore, R (1, 3) OBP: 0.329, SLG: 0.394										3	0	1	0	0	1	0											
2 Nick Franklin, S (1, 10) OBP: 0.215, SLG: 0.254										3	0	0	0	0	3	1											
44 René Rivera, R (1, 2) OBP: 0.198, SLG: 0.239										3	0	0	0	0	1	1											
Inning Stats	R: 0 H: 1 E: 0 K: 1 S: 14	H: 0 LOB: 0 BB: 0 P: 14	R: 0 H: 0 E: 1 K: 2 S: 14	H: 0 LOB: 2 BB: 0 P: 21	R: 0 H: 0 E: 0 K: 1 S: 10	H: 0 LOB: 0 BB: 0 P: 15	R: 0 H: 0 E: 0 K: 2 S: 8	H: 0 LOB: 0 BB: 0 P: 8	R: 0 H: 0 E: 0 K: 2 S: 7	H: 0 LOB: 0 BB: 0 P: 12	R: 2 H: 2 E: 0 K: 3 S: 19	H: 2 LOB: 2 BB: 2 P: 35	R: 0 H: 2 E: 0 K: 0 S: 11	H: 2 LOB: 1 BB: 0 P: 16	1B: 4 2B: 0 3B: 0 HR: 1	SF: 0 SAC: 0 DP: 1 HBP: 1	WP: 1 PB: 0 CS: 0	PA: 33									
PITCHER	IP	WLS	BF	H	R	ER	SO	BB	IBB	HBP	BLK	WP	HR	S	P	ERA	WHIP										
49 Chris Sale, L (1, 1) ERA: 3.01	6.2	L	28	3	2	2	12	3	0	1	0	1	77	125	2.70	0.900											
52 Jake Petricka, R (7, 1) ERA: 3.54	0.1		1	0	0	0	1	0	0	0	0	0	3	4	0.00	0.000											
33 Zach Duke, L (8, 1) ERA: 4.07	1.0		4	2	0	0	0	0	0	0	0	0	11	16	0.00	2.000											

AB 33
R 1
H 8
RBI 1
BB 1
SO 10
LOB 13



AB 29
R 2
H 5
RBI 2
BB 3
SO 13
LOB 18



WP: 1
PB: 0
CS: 0


Batter	1	2	3	4	5	6	7	8	9	AB	R	H	RBI	BB	SO	LOB	TOP							
2 Denard Span, L (1, 8) 26 Dan Uggla, R (9, PH) OBP: 0.345, SLG: 0.451 OBP: 0.321, SLG: 0.380										3	0	1	0	1	0	0	Washington Nationals @ Tampa Bay Rays Tropicana Field, St. Petersburg, FL Mon Jun 15 2015, 7:11 PM - 10:22 PM EDT Att: 10,216 - Dome - 72 F							
6 Anthony Rendon, R (1, 4) OBP: 0.367, SLG: 0.325										4	0	2	0	1	0	2								
5 Yunel Escobar, R (1, 5) OBP: 0.380, SLG: 0.404										4	0	2	1	0	0	2								
34 Bryce Harper, L (1, 10) OBP: 0.473, SLG: 0.712										4	0	0	0	1	2	7								
40 Wilson Ramos, R (1, 2) OBP: 0.285, SLG: 0.387										4	0	1	0	0	1	3								
25 Clint Robinson, L (1, 9) 12 Tyler Moore, R (8, PH) OBP: 0.306, SLG: 0.367 OBP: 0.232, SLG: 0.382										2	0	0	0	1	0	3								
8 Danny Espinosa, S (1, 3)										4	0	0	0	0	1	1								
3 Michael Taylor, R (1, 7) OBP: 0.277, SLG: 0.374										3	1	1	0	1	1	1								
20 Ian Desmond, R (1, 6) OBP: 0.266, SLG: 0.349										4	0	0	0	0	1	2								
Inning Stats	R: 0 H: 1 E: 0 K: 1 S: 14	WLS: 1 BF: 22 LOB: 0 P: 22	R: 0 H: 0 E: 0 K: 0 S: 10	WLS: 0 BF: 18 LOB: 1 P: 18	R: 0 H: 1 E: 0 K: 0 S: 13	WLS: 1 BF: 23 LOB: 3 P: 23	R: 0 H: 1 E: 0 K: 1 S: 10	WLS: 0 BF: 13 LOB: 3 P: 13	R: 0 H: 2 E: 0 K: 2 S: 11	WLS: 0 BF: 17 LOB: 0 P: 17	R: 0 H: 0 E: 0 K: 1 S: 8	WLS: 0 BF: 10 LOB: 0 P: 10	R: 0 H: 0 E: 0 K: 1 S: 14	WLS: 0 BF: 22 LOB: 1 P: 22	R: 0 H: 0 E: 0 K: 1 S: 15	WLS: 0 BF: 18 LOB: 0 P: 18		R: 1 H: 3 E: 0 K: 0 S: 14	WLS: 3 BF: 19 LOB: 2 P: 19	1B: 7 2B: 2 3B: 0 HR: 0	SF: 0 SAC: 0 DP: 1 HBP: 1	WP: 0 PB: 0 SB: 1 CS: 0	PA: 40	
PITCHER	IP: 6.0 WLS: W BF: 27 H: 5 R: 0 ER: 0 SO: 4 BB: 3 IBB: 0 HBP: 1 BLK: 0 WP: 0 HR: 0 S: 66 P: 103 ERA: 0.00 WHIP: 1.333	IP: 1.0 WLS: L BF: 4 H: 0 R: 0 ER: 0 SO: 1 BB: 1 IBB: 0 HBP: 0 BLK: 0 WP: 0 HR: 14 S: 22 P: 0.00 ERA: 1.000	IP: 1.0 WLS: L BF: 3 H: 0 R: 0 ER: 0 SO: 0 BB: 0 IBB: 0 HBP: 0 BLK: 0 WP: 0 HR: 15 S: 18 P: 0.00 ERA: 0.000	IP: 1.0 WLS: L BF: 6 H: 3 R: 1 ER: 1 SO: 0 BB: 1 IBB: 0 HBP: 0 BLK: 0 WP: 0 HR: 14 S: 19 P: 9.00 ERA: 4.000	IP: 7.1 WLS: W BF: 27 H: 5 R: 0 ER: 0 SO: 4 BB: 3 IBB: 0 HBP: 1 BLK: 0 WP: 0 HR: 0 S: 66 P: 103 ERA: 0.00 WHIP: 1.333	IP: 7.1 WLS: L BF: 27 H: 5 R: 0 ER: 0 SO: 4 BB: 3 IBB: 0 HBP: 1 BLK: 0 WP: 0 HR: 0 S: 66 P: 103 ERA: 0.00 WHIP: 1.333	IP: 7.1 WLS: L BF: 27 H: 5 R: 0 ER: 0 SO: 4 BB: 3 IBB: 0 HBP: 1 BLK: 0 WP: 0 HR: 0 S: 66 P: 103 ERA: 0.00 WHIP: 1.333	IP: 7.1 WLS: L BF: 27 H: 5 R: 0 ER: 0 SO: 4 BB: 3 IBB: 0 HBP: 1 BLK: 0 WP: 0 HR: 0 S: 66 P: 103 ERA: 0.00 WHIP: 1.333	IP: 7.1 WLS: L BF: 27 H: 5 R: 0 ER: 0 SO: 4 BB: 3 IBB: 0 HBP: 1 BLK: 0 WP: 0 HR: 0 S: 66 P: 103 ERA: 0.00 WHIP: 1.333	IP: 7.1 WLS: L BF: 27 H: 5 R: 0 ER: 0 SO: 4 BB: 3 IBB: 0 HBP: 1 BLK: 0 WP: 0 HR: 0 S: 66 P: 103 ERA: 0.00 WHIP: 1.333	IP: 7.1 WLS: L BF: 27 H: 5 R: 0 ER: 0 SO: 4 BB: 3 IBB: 0 HBP: 1 BLK: 0 WP: 0 HR: 0 S: 66 P: 103 ERA: 0.00 WHIP: 1.333	IP: 7.1 WLS: L BF: 27 H: 5 R: 0 ER: 0 SO: 4 BB: 3 IBB: 0 HBP: 1 BLK: 0 WP: 0 HR: 0 S: 66 P: 103 ERA: 0.00 WHIP: 1.333	IP: 7.1 WLS: L BF: 27 H: 5 R: 0 ER: 0 SO: 4 BB: 3 IBB: 0 HBP: 1 BLK: 0 WP: 0 HR: 0 S: 66 P: 103 ERA: 0.00 WHIP: 1.333	IP: 7.1 WLS: L BF: 27 H: 5 R: 0 ER: 0 SO: 4 BB: 3 IBB: 0 HBP: 1 BLK: 0 WP: 0 HR: 0 S: 66 P: 103 ERA: 0.00 WHIP: 1.333	IP: 7.1 WLS: L BF: 27 H: 5 R: 0 ER: 0 SO: 4 BB: 3 IBB: 0 HBP: 1 BLK: 0 WP: 0 HR: 0 S: 66 P: 103 ERA: 0.00 WHIP: 1.333	IP: 7.1 WLS: L BF: 27 H: 5 R: 0 ER: 0 SO: 4 BB: 3 IBB: 0 HBP: 1 BLK: 0 WP: 0 HR: 0 S: 66 P: 103 ERA: 0.00 WHIP: 1.333	IP: 7.1 WLS: L BF: 27 H: 5 R: 0 ER: 0 SO: 4 BB: 3 IBB: 0 HBP: 1 BLK: 0 WP: 0 HR: 0 S: 66 P: 103 ERA: 0.00 WHIP: 1.333	IP: 7.1 WLS: L BF: 27 H: 5 R: 0 ER: 0 SO: 4 BB: 3 IBB: 0 HBP: 1 BLK: 0 WP: 0 HR: 0 S: 66 P: 103 ERA: 0.00 WHIP: 1.333	IP: 7.1 WLS: L BF: 27 H: 5 R: 0 ER: 0 SO: 4 BB: 3 IBB: 0 HBP: 1 BLK: 0 WP: 0 HR: 0 S: 66 P: 103 ERA: 0.00 WHIP: 1.333	IP: 7.1 WLS: L BF: 27 H: 5 R: 0 ER: 0 SO: 4 BB: 3 IBB: 0 HBP: 1 BLK: 0 WP: 0 HR: 0 S: 66 P: 103 ERA: 0.00 WHIP: 1.333	1B: 7 2B: 2 3B: 0 HR: 0	SF: 0 SAC: 0 DP: 1 HBP: 1	WP: 0 PB: 0 SB: 1 CS: 0	PA: 40

Batter	1	2	3	4	5	6	7	8	9	AB	R	H	RBI	BB	SO	LOB	BOTTOM							
5 Brandon Guyer, R (1, 7) OBP: 0.363, SLG: 0.397										4	1	1	1	0	1	0	Washington Nationals @ Tampa Bay Rays Tropicana Field, St. Petersburg, FL Mon Jun 15 2015, 7:11 PM - 10:22 PM EDT Att: 10,216 - Dome - 72 F							
9 Joey Butler, R (1, 10) OBP: 0.378, SLG: 0.516										4	1	2	0	1	0	0								
3 Evan Longoria, R (1, 5) OBP: 0.350, SLG: 0.411										1	1	1	1	1	0	0								
2 Nick Franklin, S (6, PR) OBP: 0.212, SLG: 0.250										1	0	0	0	0	1	0								
11 Logan Forsythe, R (1, 4) OBP: 0.351, SLG: 0.434										5	0	3	2	0	0	3								
20 Steven Souza Jr., R (1, 9) OBP: 0.321, SLG: 0.433										0	0	0	0	5	0	0								
10 Jake Elmore, R (1, 3) OBP: 0.320, SLG: 0.386										4	0	1	1	0	0	7								
13 Adrúbal Cabrera, S (1, 6) OBP: 0.260, SLG: 0.313										5	0	0	0	0	2	8								
39 Kevin Kiermaier, L (1, 8) OBP: 0.297, SLG: 0.435										4	2	2	0	0	0	4								
44 René Rivera, R (1, 2) OBP: 0.199, SLG: 0.241										3	1	1	1	0	0	3								
Inning Stats	R: 0 H: 1 E: 0 K: 1 S: 12	WLS: L BF: 22 LOB: 3 P: 24	R: 1 H: 1 E: 0 K: 0 S: 7	WLS: 1 BF: 11 LOB: 0 P: 11	R: 2 H: 3 E: 0 K: 0 S: 11	WLS: 3 BF: 23 LOB: 2 P: 23	R: 2 H: 3 E: 0 K: 1 S: 22	WLS: 3 BF: 36 LOB: 3 P: 36	R: 1 H: 2 E: 0 K: 0 S: 15	WLS: 2 BF: 26 LOB: 1 P: 26	R: 0 H: 1 E: 0 K: 1 S: 11	WLS: 0 BF: 18 LOB: 2 P: 18	R: 0 H: 0 E: 0 K: 1 S: 7	WLS: 0 BF: 9 LOB: 0 P: 9	R: 0 H: 0 E: 0 K: 0 S: 10	WLS: 0 BF: 16 LOB: 1 P: 16	R: 0 H: 0 E: 0 K: 0 S: 14	WLS: 0 BF: 19 LOB: 0 P: 19	1B: 8 2B: 2 3B: 1 HR: 0	SF: 3 SAC: 0 DP: 1 HBP: 2	WP: 0 PB: 0 SB: 3 CS: 0	PA: 43		
PITCHER	IP: 3.1 WLS: L BF: 22 H: 3 R: 5 ER: 5 SO: 3 BB: 3 IBB: 0 HBP: 1 BLK: 0 WP: 0 HR: 0 S: 44 P: 79 ERA: 13.50 WHIP: 3.300	IP: 3.2 WLS: L BF: 17 H: 3 R: 1 ER: 1 SO: 3 BB: 3 IBB: 0 HBP: 1 BLK: 0 WP: 0 HR: 41 S: 68 P: 2.46 ERA: 1.636	IP: 1.0 WLS: L BF: 4 H: 0 R: 0 ER: 0 SO: 0 BB: 1 IBB: 0 HBP: 0 BLK: 0 WP: 0 HR: 10 S: 16 P: 0.00 ERA: 1.000	IP: 1.0 WLS: L BF: 6 H: 3 R: 1 ER: 1 SO: 0 BB: 1 IBB: 0 HBP: 0 BLK: 0 WP: 0 HR: 14 S: 19 P: 9.00 ERA: 4.000	IP: 7.1 WLS: L BF: 27 H: 5 R: 0 ER: 0 SO: 4 BB: 3 IBB: 0 HBP: 1 BLK: 0 WP: 0 HR: 0 S: 66 P: 103 ERA: 0.00 WHIP: 1.333	IP: 7.1 WLS: L BF: 27 H: 5 R: 0 ER: 0 SO: 4 BB: 3 IBB: 0 HBP: 1 BLK: 0 WP: 0 HR: 0 S: 66 P: 103 ERA: 0.00 WHIP: 1.333	IP: 7.1 WLS: L BF: 27 H: 5 R: 0 ER: 0 SO: 4 BB: 3 IBB: 0 HBP: 1 BLK: 0 WP: 0 HR: 0 S: 66 P: 103 ERA: 0.00 WHIP: 1.333	IP: 7.1 WLS: L BF: 27 H: 5 R: 0 ER: 0 SO: 4 BB: 3 IBB: 0 HBP: 1 BLK: 0 WP: 0 HR: 0 S: 66 P: 103 ERA: 0.00 WHIP: 1.333	IP: 7.1 WLS: L BF: 27 H: 5 R: 0 ER: 0 SO: 4 BB: 3 IBB: 0 HBP: 1 BLK: 0 WP: 0 HR: 0 S: 66 P: 103 ERA: 0.00 WHIP: 1.333	IP: 7.1 WLS: L BF: 27 H: 5 R: 0 ER: 0 SO: 4 BB: 3 IBB: 0 HBP: 1 BLK: 0 WP: 0 HR: 0 S: 66 P: 103 ERA: 0.00 WHIP: 1.333	IP: 7.1 WLS: L BF: 27 H: 5 R: 0 ER: 0 SO: 4 BB: 3 IBB: 0 HBP: 1 BLK: 0 WP: 0 HR: 0 S: 66 P: 103 ERA: 0.00 WHIP: 1.333	IP: 7.1 WLS: L BF: 27 H: 5 R: 0 ER: 0 SO: 4 BB: 3 IBB: 0 HBP: 1 BLK: 0 WP: 0 HR: 0 S: 66 P: 103 ERA: 0.00 WHIP: 1.333	IP: 7.1 WLS: L BF: 27 H: 5 R: 0 ER: 0 SO: 4 BB: 3 IBB: 0 HBP: 1 BLK: 0 WP: 0 HR: 0 S: 66 P: 103 ERA: 0.00 WHIP: 1.333	IP: 7.1 WLS: L BF: 27 H: 5 R: 0 ER: 0 SO: 4 BB: 3 IBB: 0 HBP: 1 BLK: 0 WP: 0 HR: 0 S: 66 P: 103 ERA: 0.00 WHIP: 1.333	IP: 7.1 WLS: L BF: 27 H: 5 R: 0 ER: 0 SO: 4 BB: 3 IBB: 0 HBP: 1 BLK: 0 WP: 0 HR: 0 S: 66 P: 103 ERA: 0.00 WHIP: 1.333	IP: 7.1 WLS: L BF: 27 H: 5 R: 0 ER: 0 SO: 4 BB: 3 IBB: 0 HBP: 1 BLK: 0 WP: 0 HR: 0 S: 66 P: 103 ERA: 0.00 WHIP: 1.333	IP: 7.1 WLS: L BF: 27 H: 5 R: 0 ER: 0 SO: 4 BB: 3 IBB: 0 HBP: 1 BLK: 0 WP: 0 HR: 0 S: 66 P: 103 ERA: 0.00 WHIP: 1.333	IP: 7.1 WLS: L BF: 27 H: 5 R: 0 ER: 0 SO: 4 BB: 3 IBB: 0 HBP: 1 BLK: 0 WP: 0 HR: 0 S: 66 P: 103 ERA: 0.00 WHIP: 1.333	IP: 7.1 WLS: L BF: 27 H: 5 R: 0 ER: 0 SO: 4 BB: 3 IBB: 0 HBP: 1 BLK: 0 WP: 0 HR: 0 S: 66 P: 103 ERA: 0.00 WHIP: 1.333	IP: 7.1 WLS: L BF: 27 H: 5 R: 0 ER: 0 SO: 4 BB: 3 IBB: 0 HBP: 1 BLK: 0 WP: 0 HR: 0 S: 66 P: 103 ERA: 0.00 WHIP: 1.333	1B: 8 2B: 2 3B: 1 HR: 0	SF: 3 SAC: 0 DP: 1 HBP: 2	WP: 0 PB: 0 SB: 3 CS: 0	PA: 43

Batter	1	2	3	4	5	6	7	8	9	AB	R	H	RBI	BB	SO	LOB	TOP							
2 Denard Span, L OBP: 0.351, SLG: 0.452 21 Matthew den Dekker, L (7, PH) OBP: 0.382, SLG: 0.355										4	1	2	1	1	0	1								
6 Anthony Rendon, R OBP: 0.382, SLG: 0.355										5	2	2	2	1	0	3								
5 Yunel Escobar, R OBP: 0.376, SLG: 0.401 41 Joe Ross, R OBP: 0.286, SLG: 0.418										4	1	1	3	0	2	1								
34 Bryce Harper, L OBP: 0.481, SLG: 0.735 12 Tyler Moore, R OBP: 0.226, SLG: 0.372										3	1	3	1	1	0	0								
40 Wilson Ramos, R OBP: 0.286, SLG: 0.418										5	2	2	4	0	0	3								
25 Clint Robinson, L OBP: 0.341, SLG: 0.440										5	3	4	2	1	0	0								
8 Danny Espinosa, S OBP: 0.356, SLG: 0.461										5	3	5	0	0	0	0								
3 Michael Taylor, R OBP: 0.279, SLG: 0.373										6	2	2	1	0	0	6								
20 Ian Desmond, R OBP: 0.272, SLG: 0.352										4	1	2	1	1	1	3								
Inning Stats	R: 0 H: 2 E: 0 K: 1 S: 12	H: 2 LOB: 2 P: 16	R: 6 H: 5 E: 0 K: 1 S: 21	H: 5 LOB: 2 P: 43	R: 0 H: 1 E: 0 K: 0 S: 6	H: 1 LOB: 0 P: 7	R: 0 H: 0 E: 0 K: 0 S: 4	H: 0 LOB: 0 P: 7	R: 4 H: 4 E: 1 K: 0 S: 18	H: 4 LOB: 1 P: 28	R: 0 H: 1 E: 0 K: 1 S: 6	H: 1 LOB: 0 P: 9	R: 3 H: 4 E: 0 K: 0 S: 19	H: 4 LOB: 2 P: 27	R: 1 H: 3 E: 0 K: 0 S: 11	H: 3 LOB: 2 P: 17	R: 2 H: 3 E: 0 K: 0 S: 12	H: 3 LOB: 2 P: 17	1B: 16 2B: 4 3B: 0 HR: 4	SF: 2 2B: 4 DP: 3 HBP: 1	WP: 0 PA: 53 SB: 0 CS: 0			
PITCHER	IP WLS BF H R ER SO BB IBB HBP BLK WP HR S P ERA WHIP	IP WLS BF H R ER SO BB IBB HBP BLK WP HR S P ERA WHIP	IP WLS BF H R ER SO BB IBB HBP BLK WP HR S P ERA WHIP	IP WLS BF H R ER SO BB IBB HBP BLK WP HR S P ERA WHIP	IP WLS BF H R ER SO BB IBB HBP BLK WP HR S P ERA WHIP	IP WLS BF H R ER SO BB IBB HBP BLK WP HR S P ERA WHIP	IP WLS BF H R ER SO BB IBB HBP BLK WP HR S P ERA WHIP	IP WLS BF H R ER SO BB IBB HBP BLK WP HR S P ERA WHIP	IP WLS BF H R ER SO BB IBB HBP BLK WP HR S P ERA WHIP	IP WLS BF H R ER SO BB IBB HBP BLK WP HR S P ERA WHIP	IP WLS BF H R ER SO BB IBB HBP BLK WP HR S P ERA WHIP	IP WLS BF H R ER SO BB IBB HBP BLK WP HR S P ERA WHIP	IP WLS BF H R ER SO BB IBB HBP BLK WP HR S P ERA WHIP	IP WLS BF H R ER SO BB IBB HBP BLK WP HR S P ERA WHIP	IP WLS BF H R ER SO BB IBB HBP BLK WP HR S P ERA WHIP	IP WLS BF H R ER SO BB IBB HBP BLK WP HR S P ERA WHIP	IP WLS BF H R ER SO BB IBB HBP BLK WP HR S P ERA WHIP	IP WLS BF H R ER SO BB IBB HBP BLK WP HR S P ERA WHIP	IP WLS BF H R ER SO BB IBB HBP BLK WP HR S P ERA WHIP	IP WLS BF H R ER SO BB IBB HBP BLK WP HR S P ERA WHIP	IP WLS BF H R ER SO BB IBB HBP BLK WP HR S P ERA WHIP	IP WLS BF H R ER SO BB IBB HBP BLK WP HR S P ERA WHIP		
37 Alex Colomé, R ERA: 5.14 34 C.J. Riefenhauser, L ERA: 7.94 45 Enny Romero, L ERA: 6.84 47 Brandon Gomes, R ERA: 2.42 10 Jake Elmore, R ERA: 9.0	2.0 L 15 9 2 6 2 2 3 0 0 0 0 1 33 59 27.00 5.000	1.0 L 7 3 2 2 0 0 0 0 1 15 24 7.71 1.286	1.0 L 7 3 2 2 0 0 0 0 0 15 24 7.71 1.286	1.0 L 7 3 2 2 0 0 0 0 0 15 24 7.71 1.286	1.0 L 7 3 2 2 0 0 0 0 0 15 24 7.71 1.286	1.0 L 7 3 2 2 0 0 0 0 0 15 24 7.71 1.286	1.0 L 7 3 2 2 0 0 0 0 0 15 24 7.71 1.286	1.0 L 7 3 2 2 0 0 0 0 0 15 24 7.71 1.286	1.0 L 7 3 2 2 0 0 0 0 0 15 24 7.71 1.286	1.0 L 7 3 2 2 0 0 0 0 0 15 24 7.71 1.286	1.0 L 7 3 2 2 0 0 0 0 0 15 24 7.71 1.286	1.0 L 7 3 2 2 0 0 0 0 0 15 24 7.71 1.286	1.0 L 7 3 2 2 0 0 0 0 0 15 24 7.71 1.286	1.0 L 7 3 2 2 0 0 0 0 0 15 24 7.71 1.286	1.0 L 7 3 2 2 0 0 0 0 0 15 24 7.71 1.286	1.0 L 7 3 2 2 0 0 0 0 0 15 24 7.71 1.286	1.0 L 7 3 2 2 0 0 0 0 0 15 24 7.71 1.286	1.0 L 7 3 2 2 0 0 0 0 0 15 24 7.71 1.286	1.0 L 7 3 2 2 0 0 0 0 0 15 24 7.71 1.286	1.0 L 7 3 2 2 0 0 0 0 0 15 24 7.71 1.286	1.0 L 7 3 2 2 0 0 0 0 0 15 24 7.71 1.286	1.0 L 7 3 2 2 0 0 0 0 0 15 24 7.71 1.286	1.0 L 7 3 2 2 0 0 0 0 0 15 24 7.71 1.286	
39 Kevin Kiermaier, L OBP: 0.295, SLG: 0.429										5	0	1	0	0	0	0								
9 Joey Butler, R OBP: 0.370, SLG: 0.504 19 Curt Casali, R										3	0	0	1	0	0	1								
3 Evan Longoria, R OBP: 0.355, SLG: 0.416 2 Nick Franklin, S OBP: 0.206, SLG: 0.242										2	0	2	0	0	0	0								
7 David DeJesus, L OBP: 0.350, SLG: 0.436 5 Brandon Guyer, R OBP: 0.360, SLG: 0.394										3	0	0	0	0	0	2								
11 Logan Forsythe, R OBP: 0.353, SLG: 0.436										4	0	2	0	0	0	0								
20 Steven Souza Jr., R OBP: 0.316, SLG: 0.425										4	0	0	0	0	2	2								
13 Asdrúbal Cabrera, S OBP: 0.264, SLG: 0.313										3	1	1	0	1	1	1								
10 Jake Elmore, R OBP: 0.316, SLG: 0.370										3	1	0	0	1	1	2								
44 René Rivera, R OBP: 0.206, SLG: 0.271										4	2	2	3	0	1	2								
Inning Stats	R: 0 H: 1 E: 0 K: 0 S: 9	H: 1 LOB: 1 P: 16	R: 0 H: 1 E: 0 K: 2 S: 15	H: 1 LOB: 2 P: 25	R: 0 H: 1 E: 0 K: 0 S: 8	H: 1 LOB: 1 P: 14	R: 0 H: 0 E: 0 K: 1 S: 6	H: 0 LOB: 0 P: 10	R: 1 H: 2 E: 0 K: 0 S: 15	H: 2 LOB: 1 P: 21	R: 0 H: 1 E: 0 K: 1 S: 9	H: 1 LOB: 0 P: 16	R: 0 H: 0 E: 0 K: 0 S: 7	H: 0 LOB: 0 P: 10	R: 0 H: 0 E: 0 K: 2 S: 11	H: 0 LOB: 0 P: 15	R: 3 H: 2 E: 0 K: 1 S: 12	H: 2 LOB: 1 P: 23	1B: 6 2B: 1 3B: 0 HR: 1	SF: 0 2B: 1 DP: 0 HBP: 0	WP: 0 PA: 37 SB: 0 CS: 0			
PITCHER	IP WLS BF H R ER SO BB IBB HBP BLK WP HR S P ERA WHIP	IP WLS BF H R ER SO BB IBB HBP BLK WP HR S P ERA WHIP	IP WLS BF H R ER SO BB IBB HBP BLK WP HR S P ERA WHIP	IP WLS BF H R ER SO BB IBB HBP BLK WP HR S P ERA WHIP	IP WLS BF H R ER SO BB IBB HBP BLK WP HR S P ERA WHIP	IP WLS BF H R ER SO BB IBB HBP BLK WP HR S P ERA WHIP	IP WLS BF H R ER SO BB IBB HBP BLK WP HR S P ERA WHIP	IP WLS BF H R ER SO BB IBB HBP BLK WP HR S P ERA WHIP	IP WLS BF H R ER SO BB IBB HBP BLK WP HR S P ERA WHIP	IP WLS BF H R ER SO BB IBB HBP BLK WP HR S P ERA WHIP	IP WLS BF H R ER SO BB IBB HBP BLK WP HR S P ERA WHIP	IP WLS BF H R ER SO BB IBB HBP BLK WP HR S P ERA WHIP	IP WLS BF H R ER SO BB IBB HBP BLK WP HR S P ERA WHIP	IP WLS BF H R ER SO BB IBB HBP BLK WP HR S P ERA WHIP	IP WLS BF H R ER SO BB IBB HBP BLK WP HR S P ERA WHIP	IP WLS BF H R ER SO BB IBB HBP BLK WP HR S P ERA WHIP	IP WLS BF H R ER SO BB IBB HBP BLK WP HR S P ERA WHIP	IP WLS BF H R ER SO BB IBB HBP BLK WP HR S P ERA WHIP	IP WLS BF H R ER SO BB IBB HBP BLK WP HR S P ERA WHIP	IP WLS BF H R ER SO BB IBB HBP BLK WP HR S P ERA WHIP	IP WLS BF H R ER SO BB IBB HBP BLK WP HR S P ERA WHIP	IP WLS BF H R ER SO BB IBB HBP BLK WP HR S P ERA WHIP	IP WLS BF H R ER SO BB IBB HBP BLK WP HR S P ERA WHIP	
57 Tanner Roark, R ERA: 3.38 73 Felipe Vázquez, L ERA: 2.57 22 Drew Storen, R ERA: 2.16 46 Matt Thornton, L ERA: 2.16	7.0 W 28 6 1 0 2 1 0 0 0 0 0 0 69 112 1.29 1.000	1.0 W 3 0 0 0 2 0 0 0 0 0 0 0 11 15 0.00 0.000	0.2 W 5 2 3 3 1 1 0 0 0 0 0 1 10 40.50 4.500	0.1 W 1 0 0 0 0 0 0 0 0 0 0 0 2 4 0.00 0.000	1.0 W 28 6 1 0 2 1 0 0 0 0 0 0 69 112 1.29 1.000	1.0 W 28 6 1 0 2 1 0 0 0 0 0 0 69 112 1.29 1.000	1.0 W 28 6 1 0 2 1 0 0 0 0 0 0 69 112 1.29 1.000	1.0 W 28 6 1 0 2 1 0 0 0 0 0 0 69 112 1.29 1.000	1.0 W 28 6 1 0 2 1 0 0 0 0 0 0 69 112 1.29 1.000	1.0 W 28 6 1 0 2 1 0 0 0 0 0 0 69 112 1.29 1.000	1.0 W 28 6 1 0 2 1 0 0 0 0 0 0 69 112 1.29 1.000	1.0 W 28 6 1 0 2 1 0 0 0 0 0 0 69 112 1.29 1.000	1.0 W 28 6 1 0 2 1 0 0 0 0 0 0 69 112 1.29 1.000	1.0 W 28 6 1 0 2 1 0 0 0 0 0 0 69 112 1.29 1.000	1.0 W 28 6 1 0 2 1 0 0 0 0 0 0 69 112 1.29 1.000	1.0 W 28 6 1 0 2 1 0 0 0 0 0 0 69 112 1.29 1.000	1.0 W 28 6 1 0 2 1 0 0 0 0 0 0 69 112 1.29 1.000	1.0 W 28 6 1 0 2 1 0 0 0 0 0 0 69 112 1.29 1.000	1.0 W 28 6 1 0 2 1 0 0 0 0 0 0 69 112 1.29 1.000	1.0 W 28 6 1 0 2 1 0 0 0 0 0 0 69 112 1.29 1.000	1.0 W 28 6 1 0 2 1 0 0 0 0 0 0 69 112 1.29 1.000	1.0 W 28 6 1 0 2 1 0 0 0 0 0 0 69 112 1.29 1.000	1.0 W 28 6 1 0 2 1 0 0 0 0 0 0 69 112 1.29 1.000	1.0 W 28 6 1 0 2 1 0 0 0 0 0 0 69 112 1.29 1.000

Washington Nationals @ Tampa Bay Rays
Tropicana Field, St. Petersburg, FL
Tue Jun 16 2015, 7:12 PM - 10:18 PM EDT
Att: 11,491 - Dome - 72 F

AB 45
R 16
H 23
RBI 15
BB 5
SO 3
LOB 23



WP: 0 PA: 53
SB: 0
CS: 0

Washington Nationals @ Tampa Bay Rays
Tropicana Field, St. Petersburg, FL
Tue Jun 16 2015, 7:12 PM - 10:18 PM EDT
Att: 11,491 - Dome - 72 F

AB 35
R 4
H 8
RBI 4
BB 2
SO 7
LOB 11



WP: 0 PA: 37
SB: 0
CS: 0

Batter	1	2	3	4	5	6	7	8	9	AB R H RBI BB SO LOB	TOP											
39 Kevin Kiermaier, L (1.8) OBP: 0.290, SLG: 0.417										5 0 1 0 0 0 1	<p>Tampa Bay Rays @ Washington Nationals Nationals Park, Washington, DC Thu Jun 18 2015, 7:06 PM - 10:24 PM EDT Att: 29,242 - Cloudy - 77 F</p> <p>livebaseballscores.com</p> <p>AB 38 R 5 H 12 RBI 3 BB 1 SO 6 LOB 19</p>											
9 Joey Butler, R (1.7) OBP: 0.354, SLG: 0.515										5 1 1 1 0 1 2												
3 Evan Longoria, R (1.5) OBP: 0.353, SLG: 0.411										5 0 2 0 0 1 1												
11 Logan Forsythe, R (1.4) OBP: 0.354, SLG: 0.435										3 1 2 0 1 0 0												
20 Steven Souza Jr., R (1.9) OBP: 0.321, SLG: 0.441										4 2 1 0 0 0 5												
13 Adrián Cabrera, S (1.6) OBP: 0.283, SLG: 0.311										4 1 2 0 0 0 2												
10 Jake Elmore, R (1.3) OBP: 0.285, SLG: 0.375 7 David DeJesus, L (6. PH) 47 Brandon Gomes, R (6.1) 40 Kevin Jepsen, R (7.1) 5 Brandon Clayner, R (8. PH) 57 Jake McGee, L (8.1) 26 Brad Boxberger, R (9.1)										2 0 1 1 0 0 2 1 0 1 1 0 0 0 0 0 0 0 0 0 0 1 0												
44 René Rivera, R (1.2) OBP: 0.201, SLG: 0.264										4 0 0 0 0 1 3												
22 Chris Archer, R (1.1) 2 Nick Franklin, S (6. PH)										2 0 0 0 0 2 2 2 0 1 0 0 1 1												
Inning Stats	R: 0 E: 0 K: 1 S: 8	H: 1 LOB: 0 BB: 0 P: 14	R: 1 E: 0 K: 1 S: 20	H: 3 LOB: 2 BB: 0 P: 30	R: 0 E: 0 K: 0 S: 5	H: 0 LOB: 0 BB: 0 P: 6	R: 0 E: 1 K: 1 S: 7	H: 1 LOB: 1 BB: 0 P: 12	R: 0 E: 0 K: 1 S: 8	H: 0 LOB: 0 BB: 0 P: 12		R: 4 E: 1 K: 2 S: 19	H: 5 LOB: 1 BB: 0 P: 23	R: 0 E: 0 K: 1 S: 10	H: 1 LOB: 2 BB: 1 P: 17	R: 0 E: 0 K: 0 S: 6	H: 0 LOB: 0 BB: 0 P: 10	R: 0 E: 0 K: 0 S: 9	H: 1 LOB: 1 BB: 0 P: 12	1B: 8 2B: 2 3B: 1 HR: 1	SF: 0 SAC: 0 DP: 1 HBP: 0	WP: 1 PB: 0 CS: 1
PITCHER	IP WLS BF H R ER SO BB IBB HBP BLK WP HR S P ERA WHIP											IP WLS BF H R ER SO BB IBB HBP BLK WP HR S P ERA WHIP										
58 Doug Fister, R (1.1) ERA: 4.8	5.1 L 24 9 5 5 3 0 0 0 0 0 0 1 58 87 8.44 1.688																					
64 Blake Treinen, R (6.1) ERA: 4.24	0.2 3 1 0 0 2 0 0 0 0 0 0 0 9 10 0.00 1.500																					
48 David Carpenter, R (7.1) ERA: 4.15	1.0 5 1 0 0 1 1 0 0 0 0 1 0 10 17 0.00 2.000																					
44 Casey Janssen, R (8.1) ERA: 3.27	1.0 3 0 0 0 0 0 0 0 0 0 0 0 6 10 0.00 2.000																					
73 Felipe Vázquez, L (9.1) ERA: 2.25	1.0 4 1 0 0 0 0 0 0 0 0 0 0 9 12 0.00 1.000																					

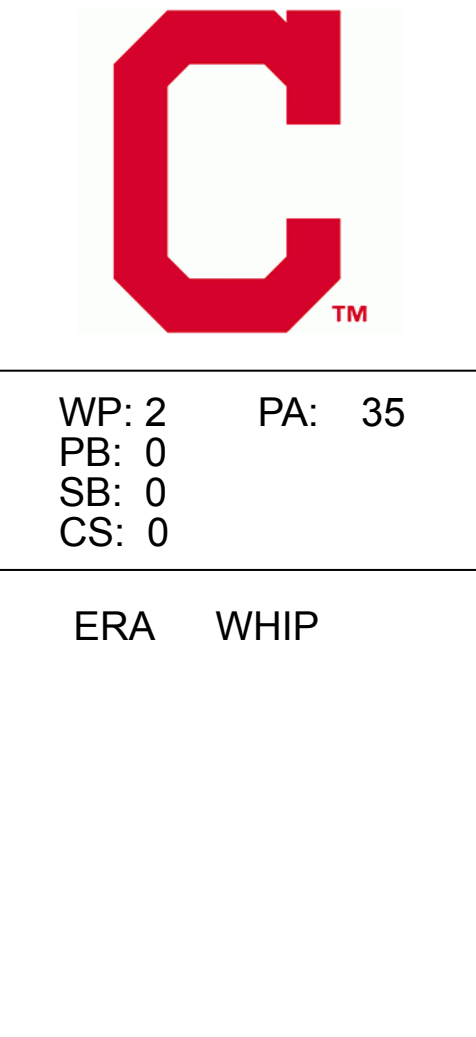
Batter	1	2	3	4	5	6	7	8	9	AB R H RBI BB SO LOB	BOTTOM											
2 Denard Span, L (1.8) OBP: 0.357, SLG: 0.453										4 1 2 0 1 1 1	<p>Tampa Bay Rays @ Washington Nationals Nationals Park, Washington, DC Thu Jun 18 2015, 7:06 PM - 10:24 PM EDT Att: 29,242 - Cloudy - 77 F</p> <p>livebaseballscores.com</p> <p>AB 36 R 3 H 11 RBI 3 BB 3 SO 8 LOB 20</p>											
6 Anthony Rendon, R (1.4) OBP: 0.328, SLG: 0.296										5 0 0 0 0 3 5												
5 Yunel Escobar, R (1.5) OBP: 0.382, SLG: 0.411										5 1 5 1 0 0 0												
34 Bryce Harper, L (1.9) OBP: 0.476, SLG: 0.720 25 Clint Robinson, L (6.9) OBP: 0.330, SLG: 0.416										3 0 1 1 0 1 1 1 0 0 0 1 0 1												
40 Wilson Ramos, R (1.2) OBP: 0.286, SLG: 0.412										3 0 0 0 1 0 3												
8 Danny Espinosa, S (1.3) OBP: 0.354, SLG: 0.460										4 0 2 1 0 0 3												
20 Ian Desmond, R (1.6) OBP: 0.269, SLG: 0.346										4 0 0 0 0 1 4												
3 Michael Taylor, R (1.7) OBP: 0.279, SLG: 0.361										4 1 0 0 0 2 1												
58 Doug Fister, L (1.1) ERA: 4.8 64 Blake Treinen, R (6.1) 26 Dan Uggla, R (6. PH) 48 David Carpenter, R (7.1) 44 Casey Janssen, R (8.1) 12 Tyler Moore, R (8. PH) 73 Felipe Vázquez, L (9.1)										1 0 1 0 0 0 0 0 0 0 0 0 0 0 1 0 1 0 0 0 0 0 0 0 0 0 0 0 0 0												
Inning Stats	R: 2 E: 0 K: 1 S: 17	H: 2 LOB: 2 BB: 2 P: 31	R: 1 E: 1 K: 1 S: 17	H: 2 LOB: 2 BB: 0 P: 22	R: 0 E: 0 K: 0 S: 9	H: 1 LOB: 1 BB: 0 P: 11	R: 0 E: 0 K: 0 S: 8	H: 1 LOB: 1 BB: 0 P: 8	R: 0 E: 0 K: 1 S: 11	H: 0 LOB: 0 BB: 0 P: 17		R: 0 E: 0 K: 1 S: 8	H: 0 LOB: 1 BB: 0 P: 10	R: 0 E: 0 K: 0 S: 8	H: 2 LOB: 2 BB: 1 P: 17	R: 0 E: 0 K: 2 S: 10	H: 1 LOB: 1 BB: 0 P: 12	R: 0 E: 0 K: 2 S: 12	H: 1 LOB: 1 BB: 0 P: 20	1B: 9 2B: 2 3B: 0 HR: 0	SF: 0 SAC: 1 DP: 1 HBP: 0	WP: 0 PB: 1 CS: 0
PITCHER	IP WLS BF H R ER SO BB IBB HBP BLK WP HR S P ERA WHIP											IP WLS BF H R ER SO BB IBB HBP BLK WP HR S P ERA WHIP										
22 Chris Archer, R (1.1) ERA: 2.08	5.0 W 24 7 3 2 3 2 0 0 0 0 0 0 8 89 3.60 1.800																					
47 Brandon Gomes, R (6.1) ERA: 2.31	1.0 H 3 0 0 0 1 0 0 0 0 0 0 0 8 10 0.00 0.000																					
40 Kevin Jepsen, R (7.1) ERA: 2.45	1.0 H 5 2 0 0 0 1 0 0 0 0 0 0 8 17 0.00 3.000																					
57 Jake McGee, L (8.1) ERA: 2.25	1.0 H 4 1 0 0 2 0 0 0 0 0 0 0 10 12 0.00 1.000																					
26 Brad Boxberger, R (9.1) ERA: 2.92	1.0 S 4 1 0 0 2 0 0 0 0 0 0 0 12 20 0.00 1.000																					

Batter	1	2	3	4	5	6	7	8	9	AB	R	H	RBI	BB	SO	LOB	TOP										
39 Kevin Kiermaier, L (1, 8) OBP: 0.285, SLG: 0.410	G4-3		L8			L9	FC1-4-6			4	0	0	0	0	0	3	Tampa Bay Rays @ Cleveland Indians Progressive Field, Cleveland, OH Fri Jun 19 2015, 7:11 PM - 10:12 PM EDT Att: 22,811 - Cloudy - 68 F										
9 Joey Butler, R (1, 10) OBP: 0.367, SLG: 0.536	HR		G5-4-3			1B		K		4	1	2	1	0	1	1											
3 Evan Longoria, R (1, 5) OBP: 0.348, SLG: 0.404	F8			K		K		P3		4	0	0	0	0	2	1											
7 David DeJesus, L (1, 7) OBP: 0.355, SLG: 0.446	G4-3			K		G4-3				3	0	0	0	1	1	1											
11 Logan Forsythe, R (1, 4) OBP: 0.360, SLG: 0.441										4	0	3	0	0	1	1											
20 Steven Souza Jr., R (1, 9) OBP: 0.364, SLG: 0.455										4	2	2	1	0	1	2											
13 Asdrúbal Cabrera, S (1, 6) OBP: 0.267, SLG: 0.328										4	1	2	1	0	0	0											
10 Jake Elmore, R (1, 3) OBP: 0.311, SLG: 0.361										3	0	0	1	0	1	0											
44 René Rivera, R (1, 2) OBP: 0.207, SLG: 0.270										4	0	2	0	0	0	0											
Inning Stats	R: 1 H: 1 E: 0 K: 0 S: 10	H: 1 LOB: 0 BB: 0 P: 15	R: 0 H: 1 E: 0 K: 0 S: 10	H: 2 LOB: 0 BB: 0 P: 14	R: 0 H: 1 E: 0 K: 0 S: 6	H: 1 LOB: 0 BB: 0 P: 12	R: 0 H: 1 E: 0 K: 3 S: 15	H: 1 LOB: 1 BB: 0 P: 22	R: 0 H: 0 E: 0 K: 1 S: 7	H: 0 LOB: 0 BB: 0 P: 8	R: 0 H: 1 E: 0 K: 1 S: 8	H: 1 LOB: 2 BB: 0 P: 13	R: 1 H: 4 E: 0 K: 0 S: 17	H: 0 LOB: 0 BB: 0 P: 23	R: 0 H: 0 E: 0 K: 2 S: 11	H: 1 LOB: 1 BB: 1 P: 21		R: 1 H: 1 E: 0 K: 0 S: 9	H: 1 LOB: 0 BB: 0 P: 13	1B: 8 2B: 0 3B: 0 HR: 3	SF: 1 DP: 2 HBP: 0	WP: 0 PB: 0 SB: 0 CS: 0	PA: 36				
PITCHER	IP	WLS	BF	H	R	ER	SO	BB	IBB	HBP	BLK	WP	HR	S	P	ERA	WHIP										
59 Carlos Carrasco, R (1, 1) ERA: 4.35	6.2	L	27	10	3	3	5	0	0	0	0	0	2	71	105	4.05	1.500										
57 Kyle Crockett, L (7, 1) ERA:	0.1		1	0	0	0	0	0	0	0	0	0	0	2	2	0.00	0.000										
53 Jeff Manship, R (8, 1) ERA:	1.0		4	0	0	0	2	1	0	0	0	0	0	11	21	0.00	1.000										
48 Scott Alchison, R (9, 1) ERA: 6.75	1.0		4	1	1	1	0	0	0	0	0	0	1	9	13	9.00	1.000										

Batter	1	2	3	4	5	6	7	8	9	AB	R	H	RBI	BB	SO	LOB	BOTTOM										
22 Jason Kipnis, L (1, 4) OBP: 0.417, SLG: 0.506	12 41 WP 2B		12 FC4-6 1B		L7			12 F9-3 1B		4	1	3	0	0	0	0	Tampa Bay Rays @ Cleveland Indians Progressive Field, Cleveland, OH Fri Jun 19 2015, 7:11 PM - 10:12 PM EDT Att: 22,811 - Cloudy - 68 F										
12 Francisco Lindor, S (1, 6) OBP: 0.316, SLG: 0.316	7 WP 41 WP 1B		FC4-6			23 1B 1B		F9-3		4	0	2	0	0	0	2											
23 Michael Brantley, L (1, 7) OBP: 0.381, SLG: 0.455	L3		L9			1B		K		4	0	1	0	0	1	3											
41 Carlos Santana, S (1, 3) OBP: 0.358, SLG: 0.377	L8			G3-1		K		F7		4	0	0	0	0	1	3											
7 David Murphy, L (1, 10) OBP: 0.363, SLG: 0.471					E5					2	0	1	0	0	1	1											
9 Ryan Raburn, R (6, PH) OBP: 0.369, SLG: 0.505					39 G5-3 1B			39 DI BB		1	0	0	0	1	1	2											
44 Brandon Moss, L (1, 9) OBP: 0.320, SLG: 0.459		L8						F8		3	0	0	0	1	1	3											
39 Gio Urshela, R (1, 5) OBP: 0.313, SLG: 0.345										3	0	0	0	1	2	2											
24 Michael Bourn, L (1, 8) OBP: 0.305, SLG: 0.290		G1-3								4	0	0	0	0	1	2											
55 Roberto Pérez, R (1, 2) OBP: 0.333, SLG: 0.354										3	0	0	0	0	1	0											
Inning Stats	R: 1 H: 2 E: 0 K: 1 S: 13	H: 0 LOB: 0 BB: 0 P: 20	R: 0 H: 1 E: 0 K: 0 S: 11	H: 1 LOB: 0 BB: 0 P: 14	R: 0 H: 1 E: 0 K: 0 S: 9	H: 1 LOB: 1 BB: 1 P: 16	R: 0 H: 0 E: 0 K: 3 S: 16	H: 2 LOB: 0 BB: 0 P: 24	R: 0 H: 0 E: 0 K: 1 S: 7	H: 0 LOB: 0 BB: 0 P: 9	R: 0 H: 1 E: 0 K: 1 S: 7	H: 1 LOB: 0 BB: 0 P: 12	R: 0 H: 0 E: 0 K: 1 S: 13	H: 0 LOB: 2 BB: 2 P: 21	R: 0 H: 0 E: 0 K: 1 S: 13	H: 0 LOB: 2 BB: 0 P: 21	1B: 6 2B: 2 3B: 0 HR: 0	SF: 0 DP: 2 HBP: 0	WP: 2 PB: 0 SB: 0 CS: 0	PA: 35							
PITCHER	IP	WLS	BF	H	R	ER	SO	BB	IBB	HBP	BLK	WP	HR	S	P	ERA	WHIP										
51 Nate Karns, R (1, 1) ERA: 3.53	5.1	W	22	6	1	1	4	1	0	0	0	0	0	57	88	1.69	1.312										
31 Xavier Cedeño, L (6, 1) ERA: 3.53	0.2	H	2	0	0	0	2	0	0	0	0	0	0	7	10	0.00	0.000										
54 Steve Geltz, R (7, 1) ERA: 2.37	1.0	H	3	0	0	0	1	0	0	0	0	0	0	7	9	0.00	0.000										
57 Jake McGee, L (8, 1) ERA: 2.08	1.0	H	3	1	0	0	1	0	0	0	0	0	0	7	12	0.00	1.000										
26 Brad Boxberger, R (9, 1) ERA: 2.81	1.0	S	5	0	0	0	1	2	0	0	0	0	0	13	21	0.00	2.000										

AB	34
R	4
H	11
RBI	4
BB	1
SO	7
LOB	9


AB	32
R	1
H	7
RBI	0
BB	3
SO	9
LOB	18



Batter	1	2	3	4	5	6	7	8	9	AB	R	H	RBI	BB	SO	LOB	TOP										
39 Kevin Kiermaier, L (1, 8) OBP: 0.293, SLG: 0.423	4-1 9 1B 3 HR BB		0-1 3 BB 7 FC9-6 1B		3-3 K			2-1 3B		3	2	2	0	1	1	0	Tampa Bay Rays @ Cleveland Indians Progressive Field, Cleveland, OH Sat Jun 20 2015, 7:11 PM - 10:17 PM EDT Att: 24,670 - Partly Cloudy - 78 F livebaseballscorecards.com										
9 Joey Butler, R (1, 10) OBP: 0.371, SLG: 0.531	1-0 3 HR 1B		4-1 7 FC9-6 3 BB BB		1-3 K			1-0 G2-3		3	1	1	0	1	1	1											
3 Evan Longoria, R (1, 5) OBP: 0.350, SLG: 0.416	2-2 1-H 3-H HR		4-1 7 FC9-6 BB		0-0 F8			0-2 FC1		3	1	1	3	1	0	1											
7 David DeJesus, L (1, 7) OBP: 0.358, SLG: 0.450	1-0 11 L8-5 2B		1-1 FC9-6 11 G6-4-3		0-1 F7			4-0 11 G6-4-3 IBB		3	0	1	1	1	0	2											
11 Logan Forsythe, R (1, 4) OBP: 0.358, SLG: 0.435	0-2 L8-5		2-1 G6-4-3		2-1 HBP			1-0 G6-4-3		3	0	0	0	0	0	6											
20 Steven Souza Jr., R (1, 9) OBP: 0.353, SLG: 0.449	0-3 K		2-2 P6		0-1 F9			4-2 13 G4-6-3 BB		3	0	0	0	1	1	1											
13 Asdrúbal Cabrera, S (1, 6)		2-1 F9		4-2 2 CS BB				1-2 G4-6-3		3	0	0	0	1	0	1											
2 Nick Franklin, S (1, 3) OBP: 0.213, SLG: 0.261	1-2 L8		1-3 K		3-2 F7			2-0 1B		4	0	1	0	0	1	1											
44 René Rivera, R (1, 2) OBP: 0.203, SLG: 0.264	0-0 G5-3				1-3 K			0-0 G4-3		4	0	0	0	0	2	1											
Inning Stats	R: 3 E: 0 K: 1 S: 19	H: 3 LOB: 0 BB: 1 P: 26	R: 0 E: 0 K: 0 S: 6	H: 0 LOB: 0 BB: 0 P: 9	R: 1 E: 0 K: 0 S: 8	H: 1 LOB: 1 BB: 2 P: 17	R: 0 E: 0 K: 1 S: 9	H: 0 LOB: 0 BB: 1 P: 16	R: 0 E: 0 K: 3 S: 11	H: 0 LOB: 0 BB: 0 P: 16	R: 0 E: 0 K: 0 S: 6	H: 0 LOB: 1 BB: 0 P: 8	R: 0 E: 0 K: 1 S: 11	H: 0 LOB: 0 BB: 0 P: 20	R: 0 E: 1 K: 0 S: 8	H: 1 LOB: 2 BB: 1 P: 16	R: 0 E: 0 K: 0 S: 8	H: 1 LOB: 1 BB: 1 P: 15	1B: 3 2B: 3 3B: 1 HR: 1	SF: 0 SAC: 0 DP: 5 HBP: 1	WP: 0 PB: 0 SB: 1 CS: 1	PA: 36					
PITCHER	IP	WLS	BF	H	R	ER	SO	BB	IBB	HBP	BLK	WP	HR	S	P	ERA	WHIP										
28 Corey Kluber, R (1, 1) ERA: 3.65	7.0	L	27	4	4	4	6	4	0	1	0	0	1	70	112	5.14	1.143										
54 Ryan Webb, R (8, 1) ERA: 2.49	1.0		6	1	0	0	0	1	1	0	0	0	0	10	22	0.00	2.000										
57 Kyle Crockett, L (9, 1) ERA:	1.0		3	1	0	0	0	0	0	0	0	0	0	6	9	0.00	1.000										

Batter	1	2	3	4	5	6	7	8	9	AB	R	H	RBI	BB	SO	LOB	BOTTOM										
22 Jason Kipnis, L (1, 10) OBP: 0.422, SLG: 0.511	2-2 F7		0-2 23 F9 12 E 1B		2-1 12 WP 2B			4-2 12 FC4-6 BB		3	0	2	0	1	0	0	Tampa Bay Rays @ Cleveland Indians Progressive Field, Cleveland, OH Sat Jun 20 2015, 7:11 PM - 10:17 PM EDT Att: 24,670 - Partly Cloudy - 78 F livebaseballscorecards.com										
12 Francisco Lindor, S (1, 6) OBP: 0.261, SLG: 0.261	1-2 F7		3-2 L5		2-3 K			1-2 FC4-6 23 FC4-6		4	0	0	1	0	1	4											
23 Michael Brantley, L (1, 7) OBP: 0.375, SLG: 0.446	0-1 G3-1		1-2 F9		0-0 G3			2-3 FC4-6		4	0	0	0	0	0	4											
41 Carlos Santana, S (1, 3) OBP: 0.361, SLG: 0.377		0-0 G4-3		4-0 BB				0-0 4 1B 4 DI 1B		3	0	1	0	1	1	0											
44 Brandon Moss, L (1, 9) OBP: 0.315, SLG: 0.451		0-3 K		1-3 K				2-2 F8		4	0	0	0	0	3	3											
10 Yan Gomes, R (1, 2) OBP: 0.214, SLG: 0.301					1-3 K			1-1 L8		3	0	0	0	0	2	0											
7 David Murphy, L (9, FH) OBP: 0.361, SLG: 0.467								0-1 K		1	0	0	0	0	0	1											
4 Mike Aviles, R (1, 4) OBP: 0.336, SLG: 0.385					2-0 39 G6-4-3 1B			2-1 L8		4	0	2	0	0	0	0											
24 Michael Bourn, L (1, 8) OBP: 0.309, SLG: 0.287					1-3 K			4-2 22 BB 12 FC4-6 39 1B BB		2	1	0	0	2	1	1											
39 Gio Urshela, R (1, 5) OBP: 0.306, SLG: 0.333					1-1 G6-4-3			1-2 12 FC4-6 22 BB 1B		4	0	1	0	0	1	4											
Inning Stats	R: 0 E: 0 K: 0 S: 10	H: 0 LOB: 0 BB: 0 P: 13	R: 0 E: 0 K: 2 S: 7	H: 0 LOB: 0 BB: 0 P: 10	R: 0 E: 0 K: 1 S: 6	H: 1 LOB: 0 BB: 0 P: 10	R: 0 E: 1 K: 1 S: 12	H: 1 LOB: 2 BB: 1 P: 21	R: 0 E: 0 K: 1 S: 7	H: 0 LOB: 0 BB: 0 P: 11	R: 0 E: 0 K: 1 S: 8	H: 1 LOB: 1 BB: 0 P: 14	R: 0 E: 0 K: 2 S: 7	H: 0 LOB: 0 BB: 0 P: 11	R: 1 E: 0 K: 0 S: 19	H: 1 LOB: 2 BB: 2 P: 32	R: 0 E: 0 K: 1 S: 15	H: 2 LOB: 3 BB: 1 P: 23	1B: 5 2B: 1 3B: 0 HR: 0	SF: 0 SAC: 0 DP: 1 HBP: 0	WP: 1 PB: 0 SB: 0 CS: 0	PA: 36					
PITCHER	IP	WLS	BF	H	R	ER	SO	BB	IBB	HBP	BLK	WP	HR	S	P	ERA	WHIP										
30 Erasmo Ramirez, R (1, 1) ERA: 4.23	3.0		10	2	0	0	3	0	0	0	0	0	0	26	36	0.00	0.667										
31 Xavier Cedeño, L (4, 1) ERA: 3.44	1.0	W	4	0	0	0	1	1	0	0	0	0	0	9	18	0.00	1.000										
56 Ronald Belisario, R (5, 1) ERA:	2.0		7	1	0	0	2	0	0	0	0	1	0	15	25	0.00	0.500										
54 Steve Geltz, R (7, 1) ERA: 2.3	1.0		3	0	0	0	2	0	0	0	0	0	0	7	11	0.00	0.500										
47 Brandon Gomes, R (8, 1) ERA: 2.59	1.0		6	1	1	1	0	2	0	0	0	0	0	19	32	9.00	3.000										
PITCHER	IP	WLS	BF	H	R	ER	SO	BB	IBB	HBP	BLK	WP	HR	S	P	ERA	WHIP										
26 Brad Boxberger, R (9, 1) ERA: 2.7	1.0	S	6	2	0	0	1	0	0	0	0	0	0	15	23	0.00	3.000										

AB 29
R 4
H 6
RBI 4
BB 6
SO 6
LOB 14



AB 32
R 1
H 6
RBI 1
SO 9
LOB 17



Batter	1	2	3	4	5	6	7	8	9	AB	R	H	RBI	BB	SO	LOB	TOP								
39 Kevin Kiermaier, L OBP: 0.293, SLG: 0.424	G6-3		F9			G6-3		G6-3		4	0	1	0	0	0	0	Tampa Bay Rays @ Cleveland Indians Progressive Field, Cleveland, OH Sun Jun 21 2015, 1:10 PM - 3:46 PM EDT Att: 20,847 - Cloudy - 74 F								
9 Joey Butler, R OBP: 0.388, SLG: 0.521	BB			F9		G6-3		G6-3		3	0	0	0	1	0	1									
3 Evan Longoria, R OBP: 0.349, SLG: 0.411	K			G6-3		P4				3	0	0	0	1	1	1									
7 David DeJesus, L OBP: 0.358, SLG: 0.448 2 Nick Franklin, S OBP: 0.211, SLG: 0.257	K						K	K		3	0	1	0	0	2	1									
11 Logan Forsythe, R OBP: 0.364, SLG: 0.440				F8						4	0	3	0	0	0	1									
20 Steven Souza Jr., R OBP: 0.322, SLG: 0.446	FC5-4					G4-3				4	0	1	0	0	0	2									
13 Asdrúbal Cabrera, S OBP: 0.267, SLG: 0.322	G3-6-1						L9			4	0	1	0	0	0	4									
10 Jake Elmore, R OBP: 0.298, SLG: 0.345			F8			G1-3		FC4		4	0	0	0	1	4										
19 Curt Casali, R OBP: 0.400, SLG: 0.667			G5-3			K		L8		3	0	0	0	0	1	1									
Inning Stats	R: 0 H: 0 K: 2 S: 9	H: 0 LOB: 1 BB: 1 P: 18	R: 0 H: 1 K: 0 S: 7	LOB: 0 BB: 0 P: 8	R: 0 H: 0 K: 0 S: 5	LOB: 0 BB: 0 P: 7	R: 0 H: 1 K: 0 S: 9	LOB: 1 BB: 0 P: 12	R: 0 H: 1 K: 1 S: 9	LOB: 1 BB: 0 P: 13	R: 0 H: 0 K: 0 S: 6	H: 0 LOB: 0 BB: 0 P: 10	R: 0 H: 2 K: 1 S: 8	LOB: 2 BB: 0 P: 14	R: 0 H: 1 K: 1 S: 11	LOB: 2 BB: 1 P: 22		R: 0 H: 1 K: 1 S: 14	LOB: 1 BB: 0 P: 21	1B: 6 2B: 1 3B: 0 HR: 0	SF: 0 SAC: 0 DP: 1 HBP: 0	WP: 0 PB: 0 SB: 1 CS: 0	PA: 35		
PITCHER	IP	WLS	BF	H	R	ER	SO	BB	IBB	HBP	BLK	WP	HR	S	P	ERA	WHIP								
56 Cody Anderson, R ERA: 2.76	7.2		29	6	0	0	4	1	0	0	0	0	0	61	94	0.00	0.913								
35 Marc Rzepczynski, L ERA: 2.76	0.1		2	0	0	0	1	0	1	0	0	0	0	3	10	0.00	0.000								
37 Cody Allen, R ERA: 3.9	1.0	W	4	1	0	0	1	0	0	0	0	0	0	14	21	0.00	1.000								

Batter	1	2	3	4	5	6	7	8	9	AB	R	H	RBI	BB	SO	LOB	BOTTOM								
22 Jason Kipnis, L OBP: 0.423, SLG: 0.509	G4-3			G4-3						3	0	1	0	1	0	0	Tampa Bay Rays @ Cleveland Indians Progressive Field, Cleveland, OH Sun Jun 21 2015, 1:10 PM - 3:46 PM EDT Att: 20,847 - Cloudy - 74 F								
12 Francisco Lindor, S OBP: 0.222, SLG: 0.222	G3			G6-3						4	0	0	0	0	4	4									
23 Michael Brantley, L OBP: 0.373, SLG: 0.441	K			G4-3						3	0	0	0	1	1	0									
7 David Murphy, L OBP: 0.358, SLG: 0.460			K			F9				2	0	0	1	1	1	0									
41 Carlos Santana, S OBP: 0.357, SLG: 0.372			G5-3			L7				3	0	0	0	0	0	1									
44 Brandon Moss, L OBP: 0.311, SLG: 0.445			K			L9				3	0	0	0	0	1	0									
4 Mike Aviles, R OBP: 0.329, SLG: 0.376				F8						3	0	0	0	0	0	0									
24 Michael Bourn, L OBP: 0.309, SLG: 0.288				G6-3						3	0	1	0	0	1	0									
55 Roberto Pérez, R OBP: 0.333, SLG: 0.353				K						3	1	1	0	0	1	1									
Inning Stats	R: 0 H: 0 K: 1 S: 7	H: 0 LOB: 0 BB: 0 P: 11	R: 0 H: 0 K: 2 S: 13	LOB: 0 BB: 0 P: 19	R: 0 H: 0 K: 1 S: 6	LOB: 0 BB: 0 P: 11	R: 0 H: 0 K: 0 S: 7	LOB: 0 BB: 0 P: 13	R: 0 H: 1 K: 0 S: 6	LOB: 2 BB: 1 P: 15	R: 0 H: 0 K: 0 S: 3	H: 0 LOB: 0 BB: 1 P: 8	R: 0 H: 0 K: 1 S: 8	LOB: 0 BB: 0 P: 11	R: 1 H: 2 K: 0 S: 7	LOB: 2 BB: 1 P: 18		1B: 3 2B: 0 3B: 0 HR: 0	SF: 1 SAC: 0 DP: 1 HBP: 0	WP: 1 PB: 0 SB: 0 CS: 0	PA: 31				
PITCHER	IP	WLS	BF	H	R	ER	SO	BB	IBB	HBP	BLK	WP	HR	S	P	ERA	WHIP								
37 Alex Colomé, R ERA: 4.5	7.0		23	1	0	0	4	1	1	0	0	0	0	49	87	0.00	0.286								
31 Xavier Cedeño, L ERA: 3.29	1.0		3	0	0	0	1	0	0	0	0	0	0	8	11	0.00	0.000								
40 Kevin Jepsen, R ERA: 2.7	0.2	L	5	2	1	1	0	0	1	0	0	0	0	7	18	13.50	3.000								

AB 33
R 0
H 7
RBI 0
BB 2
SO 6
LOB 17



WP: 0
PA: 35
PB: 0
SB: 1
CS: 0

AB 27
R 1
H 3
RBI 1
BB 3
SO 5
LOB 6



WP: 1
PA: 31
PB: 0
SB: 0
CS: 0

Batter	1	2	3	4	5	6	7	8	9	AB	R	H	RBI	BB	SO	LOB	TOP							
7 José Reyes, S OBP: 0.312, SLG: 0.403										5	1	1	1	0	1	0								
19 José Bautista, R OBP: 0.401, SLG: 0.543										4	1	1	1	1	1	0								
10 Edwin Encarnación, R OBP: 0.319, SLG: 0.446										4	1	0	0	1	2	1								
14 Justin Smoak, S OBP: 0.287, SLG: 0.459										0	0	0	0	0	0	0								
30 Dioner Navarro, S OBP: 0.304, SLG: 0.356										4	3	3	1	0	0	0								
15 Chris Colabello, R OBP: 0.388, SLG: 0.503										4	1	2	2	0	1	0								
17 Ryan Goins, L OBP: 0.278, SLG: 0.335										0	0	0	0	0	0	0								
3 Ezequiel Carrera, L OBP: 0.358, SLG: 0.391										4	1	2	1	0	0	1								
23 Danny Valencia, R OBP: 0.346, SLG: 0.525										4	0	1	2	0	0	1								
11 Kevin Pillar, R OBP: 0.304, SLG: 0.394										4	0	1	0	0	2	1								
66 Munenori Kawasaki, L OBP: 0.294, SLG: 0.333										4	0	0	0	0	0	2								
Inning Stats	R: 0 E: 0 K: 1 S: 11	H: 0 LOB: 0 BB: 0 P: 15	R: 1 E: 0 K: 0 S: 11	H: 1 LOB: 0 BB: 0 P: 16	R: 1 E: 0 K: 0 S: 8	H: 1 LOB: 0 BB: 0 P: 14	R: 1 E: 0 K: 0 S: 9	H: 2 LOB: 0 BB: 0 P: 12	R: 0 E: 0 K: 1 S: 7	H: 0 LOB: 0 BB: 0 P: 7	R: 4 E: 0 K: 1 S: 26	H: 4 LOB: 1 BB: 1 P: 40	R: 0 E: 0 K: 2 S: 10	H: 0 LOB: 1 BB: 1 P: 18	R: 1 E: 0 K: 1 S: 19	H: 3 LOB: 2 BB: 0 P: 32	R: 0 E: 0 K: 1 S: 8	H: 0 LOB: 0 BB: 0 P: 13	1B: 6 2B: 2 3B: 0 HR: 3	SF: 0 SAC: 0 DP: 1 HBP: 0	WP: 1 PB: 0 SB: 0 CS: 0	PA: 39		
PITCHER	IP WLS BF H R ER SO BB IBB HBP BLK WP HR S P ERA WHIP	IP WLS BF H R ER SO BB IBB HBP BLK WP HR S P ERA WHIP	IP WLS BF H R ER SO BB IBB HBP BLK WP HR S P ERA WHIP	IP WLS BF H R ER SO BB IBB HBP BLK WP HR S P ERA WHIP	IP WLS BF H R ER SO BB IBB HBP BLK WP HR S P ERA WHIP	IP WLS BF H R ER SO BB IBB HBP BLK WP HR S P ERA WHIP	IP WLS BF H R ER SO BB IBB HBP BLK WP HR S P ERA WHIP	IP WLS BF H R ER SO BB IBB HBP BLK WP HR S P ERA WHIP	IP WLS BF H R ER SO BB IBB HBP BLK WP HR S P ERA WHIP	IP WLS BF H R ER SO BB IBB HBP BLK WP HR S P ERA WHIP	IP WLS BF H R ER SO BB IBB HBP BLK WP HR S P ERA WHIP	IP WLS BF H R ER SO BB IBB HBP BLK WP HR S P ERA WHIP	IP WLS BF H R ER SO BB IBB HBP BLK WP HR S P ERA WHIP	IP WLS BF H R ER SO BB IBB HBP BLK WP HR S P ERA WHIP	IP WLS BF H R ER SO BB IBB HBP BLK WP HR S P ERA WHIP	IP WLS BF H R ER SO BB IBB HBP BLK WP HR S P ERA WHIP	IP WLS BF H R ER SO BB IBB HBP BLK WP HR S P ERA WHIP	IP WLS BF H R ER SO BB IBB HBP BLK WP HR S P ERA WHIP	IP WLS BF H R ER SO BB IBB HBP BLK WP HR S P ERA WHIP	IP WLS BF H R ER SO BB IBB HBP BLK WP HR S P ERA WHIP	IP WLS BF H R ER SO BB IBB HBP BLK WP HR S P ERA WHIP	IP WLS BF H R ER SO BB IBB HBP BLK WP HR S P ERA WHIP	IP WLS BF H R ER SO BB IBB HBP BLK WP HR S P ERA WHIP	IP WLS BF H R ER SO BB IBB HBP BLK WP HR S P ERA WHIP

Toronto Blue Jays @ Tampa Bay Rays
Tropicana Field, St. Petersburg, FL
Mon Jun 22 2015, 7:11 PM - 10:38 PM EDT
Att: 10,324 - Dome - 72 F

AB	37
R	8
H	11
RBI	8
BB	2
SO	7
LOB	6



Batter	1	2	3	4	5	6	7	8	9	AB	R	H	RBI	BB	SO	LOB	BOTTOM							
39 Kevin Kiermaier, L OBP: 0.298, SLG: 0.426										6	2	3	1	0	2	1								
9 Joey Butler, R OBP: 0.375, SLG: 0.523										5	0	3	0	0	2	3								
3 Evan Longoria, R OBP: 0.350, SLG: 0.411										5	0	2	1	0	0	4								
7 David DeJesus, L OBP: 0.359, SLG: 0.443										4	0	1	1	0	1	4								
11 Logan Forsythe, R OBP: 0.371, SLG: 0.455										3	1	2	1	2	1	3								
20 Steven Souza Jr., R OBP: 0.323, SLG: 0.453										5	1	2	0	0	3	5								
13 Asdrúbal Cabrera, S OBP: 0.205, SLG: 0.250										3	0	0	0	0	1	2								
2 Nick Franklin, S OBP: 0.205, SLG: 0.250										2	0	0	0	0	2	4								
10 Jake Elmore, R OBP: 0.303, SLG: 0.352										4	1	1	0	1	2	3								
44 René Rivera, R OBP: 0.208, SLG: 0.269										4	0	1	1	1	1	1								
Inning Stats	R: 1 E: 0 K: 2 S: 13	H: 2 LOB: 2 BB: 1 P: 26	R: 2 E: 0 K: 1 S: 20	H: 3 LOB: 3 BB: 1 P: 38	R: 0 E: 0 K: 1 S: 7	H: 1 LOB: 0 BB: 0 P: 11	R: 0 E: 0 K: 0 S: 9	H: 1 LOB: 1 BB: 0 P: 14	R: 0 E: 0 K: 2 S: 15	H: 2 LOB: 2 BB: 0 P: 20	R: 0 E: 0 K: 1 S: 14	H: 1 LOB: 2 BB: 1 P: 24	R: 2 E: 0 K: 3 S: 13	H: 3 LOB: 1 BB: 0 P: 19	R: 0 E: 0 K: 3 S: 16	H: 2 LOB: 3 BB: 1 P: 26	R: 0 E: 0 K: 2 S: 9	H: 0 LOB: 0 BB: 0 P: 11	1B: 11 2B: 2 3B: 1 HR: 1	SF: 0 SAC: 0 DP: 0 HBP: 1	WP: 1 PB: 0 SB: 5 CS: 0	PA: 46		
PITCHER	IP WLS BF H R ER SO BB IBB HBP BLK WP HR S P ERA WHIP	IP WLS BF H R ER SO BB IBB HBP BLK WP HR S P ERA WHIP	IP WLS BF H R ER SO BB IBB HBP BLK WP HR S P ERA WHIP	IP WLS BF H R ER SO BB IBB HBP BLK WP HR S P ERA WHIP	IP WLS BF H R ER SO BB IBB HBP BLK WP HR S P ERA WHIP	IP WLS BF H R ER SO BB IBB HBP BLK WP HR S P ERA WHIP	IP WLS BF H R ER SO BB IBB HBP BLK WP HR S P ERA WHIP	IP WLS BF H R ER SO BB IBB HBP BLK WP HR S P ERA WHIP	IP WLS BF H R ER SO BB IBB HBP BLK WP HR S P ERA WHIP	IP WLS BF H R ER SO BB IBB HBP BLK WP HR S P ERA WHIP	IP WLS BF H R ER SO BB IBB HBP BLK WP HR S P ERA WHIP	IP WLS BF H R ER SO BB IBB HBP BLK WP HR S P ERA WHIP	IP WLS BF H R ER SO BB IBB HBP BLK WP HR S P ERA WHIP	IP WLS BF H R ER SO BB IBB HBP BLK WP HR S P ERA WHIP	IP WLS BF H R ER SO BB IBB HBP BLK WP HR S P ERA WHIP	IP WLS BF H R ER SO BB IBB HBP BLK WP HR S P ERA WHIP	IP WLS BF H R ER SO BB IBB HBP BLK WP HR S P ERA WHIP	IP WLS BF H R ER SO BB IBB HBP BLK WP HR S P ERA WHIP	IP WLS BF H R ER SO BB IBB HBP BLK WP HR S P ERA WHIP	IP WLS BF H R ER SO BB IBB HBP BLK WP HR S P ERA WHIP	IP WLS BF H R ER SO BB IBB HBP BLK WP HR S P ERA WHIP	IP WLS BF H R ER SO BB IBB HBP BLK WP HR S P ERA WHIP	IP WLS BF H R ER SO BB IBB HBP BLK WP HR S P ERA WHIP	IP WLS BF H R ER SO BB IBB HBP BLK WP HR S P ERA WHIP

Toronto Blue Jays @ Tampa Bay Rays
Tropicana Field, St. Petersburg, FL
Mon Jun 22 2015, 7:11 PM - 10:38 PM EDT
Att: 10,324 - Dome - 72 F

AB	41
R	5
H	15
RBI	5
BB	4
SO	15
LOB	30



Batter	1	2	3	4	5	6	7	8	9	AB	R	H	RBI	BB	SO	LOB	TOP			
7 José Reyes, S OBP: 0.305, SLG: 0.394	G4-3			G1-3		L9		G6-3		4	0	0	0	0	0	1	Toronto Blue Jays @ Tampa Bay Rays Tropicana Field, St. Petersburg, FL Tue Jun 23 2015, 7:11 PM - 9:24 PM EDT Att: 11,474 - Dome - 72 F			
20 Josh Donaldson, R OBP: 0.358, SLG: 0.540	G5-3			K		K		K		4	0	0	0	0	3	1				
19 José Bautista, R OBP: 0.399, SLG: 0.536	F9			L4						3	1	0	0	1	1	0				
10 Edwin Encarnación, R OBP: 0.318, SLG: 0.455		L7				F8				4	1	1	1	0	0	1				
30 Dioner Navarro, S OBP: 0.315, SLG: 0.413		F9								4	1	2	1	0	0	0				
55 Russell Martin, R OBP: 0.359, SLG: 0.498										4	0	0	0	0	2	2				
3 Ezequiel Carrera, L OBP: 0.346, SLG: 0.379										3	0	0	0	0	1	1				
11 Kevin Pillar, R OBP: 0.304, SLG: 0.393										3	0	1	0	0	1	2				
17 Ryan Goins, L OBP: 0.277, SLG: 0.333										1	0	0	0	0	0	0				
14 Justin Smoak, S OBP: 0.353, SLG: 0.455										1	0	0	0	0	1	0				
66 Munenori Kawasaki, L OBP: 0.294, SLG: 0.333										0	0	0	0	0	0	0				
Inning Stats	R: 0 E: 0 K: 0 S: 7	H: 0 LOB: 0 BB: 0 P: 9	R: 0 E: 0 K: 1 S: 9	H: 0 LOB: 0 BB: 0 P: 12	R: 0 E: 0 K: 1 S: 8	H: 0 LOB: 0 BB: 0 P: 12	R: 1 E: 0 K: 1 S: 7	H: 1 LOB: 1 BB: 0 P: 12	R: 0 E: 0 K: 1 S: 7	H: 1 LOB: 1 BB: 0 P: 11	R: 1 E: 1 K: 0 S: 15	H: 1 LOB: 2 BB: 1 P: 22	R: 0 E: 0 K: 2 S: 8	H: 0 LOB: 0 BB: 0 P: 10	R: 1 E: 0 K: 2 S: 10	H: 1 LOB: 0 BB: 0 P: 15	1B: 2 2B: 0 3B: 0 HR: 2	SF: 0 SAC: 1 DP: 0 HBP: 0	WP: 0 PB: 0 SB: 0 CS: 0	PA: 33
PITCHER	IP WLS BF H R ER SO	IP WLS BF H R ER SO	IP WLS BF H R ER SO	IP WLS BF H R ER SO	IP WLS BF H R ER SO	IP WLS BF H R ER SO	IP WLS BF H R ER SO	IP WLS BF H R ER SO	IP WLS BF H R ER SO	IP WLS BF H R ER SO	IP WLS BF H R ER SO	IP WLS BF H R ER SO	IP WLS BF H R ER SO	IP WLS BF H R ER SO	IP WLS BF H R ER SO	IP WLS BF H R ER SO	ERA WHIP	ERA WHIP		
22 Chris Archer, R ERA: 2.01	8.0 W 29 3 2 1 7	1.0 S 4 1 1 1 2	0 0 0 0 0 0	0 0 0 0 0 0	0 0 0 0 0 0	0 1 10 15	9.00 1.000													
26 Brad Boxberger, R ERA: 2.93																				

AB	31
R	3
H	4
RBI	2
BB	1
SO	9
LOB	8



Batter	1	2	3	4	5	6	7	8	9	AB	R	H	RBI	BB	SO	LOB	BOTTOM			
39 Kevin Kiermaier, L OBP: 0.301, SLG: 0.432	L8									4	1	2	0	0	0	0	Toronto Blue Jays @ Tampa Bay Rays Tropicana Field, St. Petersburg, FL Tue Jun 23 2015, 7:11 PM - 9:24 PM EDT Att: 11,474 - Dome - 72 F			
9 Joey Butler, R OBP: 0.378, SLG: 0.519	G6-3									3	1	1	1	1	0	0				
3 Evan Longoria, R OBP: 0.355, SLG: 0.411										2	0	1	0	1	0	2				
11 Logan Forsythe, R OBP: 0.373, SLG: 0.454	G5-3									3	0	1	0	0	0	2				
20 Steven Souza Jr., R OBP: 0.322, SLG: 0.450										4	0	1	0	0	1	3				
13 Adrián Cabrera, S OBP: 0.287, SLG: 0.333										4	2	2	1	0	0	3				
5 Brandon Guyer, R OBP: 0.365, SLG: 0.390										2	0	1	1	2	0	0				
10 Jake Elmore, R OBP: 0.291, SLG: 0.337										4	0	0	0	0	1	3				
44 René Rivera, R OBP: 0.204, SLG: 0.263										4	0	0	0	0	0	0				
Inning Stats	R: 0 E: 0 K: 0 S: 8	H: 2 LOB: 0 BB: 0 P: 9	R: 1 E: 0 K: 1 S: 10	H: 2 LOB: 0 BB: 0 P: 17	R: 0 E: 0 K: 0 S: 8	H: 1 LOB: 1 BB: 1 P: 15	R: 0 E: 0 K: 0 S: 8	H: 1 LOB: 2 BB: 1 P: 17	R: 2 E: 0 K: 0 S: 14	H: 3 LOB: 2 BB: 1 P: 24	R: 0 E: 0 K: 1 S: 8	H: 0 LOB: 0 BB: 0 P: 11	R: 0 E: 0 K: 0 S: 11	H: 1 LOB: 2 BB: 0 P: 17	R: 1 E: 0 K: 0 S: 10	H: 1 LOB: 0 BB: 1 P: 16	1B: 7 2B: 1 3B: 0 HR: 1	SF: 0 SAC: 0 DP: 2 HBP: 2	WP: 1 PB: 2 SB: 1 CS: 0	PA: 36
PITCHER	IP WLS BF H R ER SO	IP WLS BF H R ER SO	IP WLS BF H R ER SO	IP WLS BF H R ER SO	IP WLS BF H R ER SO	IP WLS BF H R ER SO	IP WLS BF H R ER SO	IP WLS BF H R ER SO	IP WLS BF H R ER SO	IP WLS BF H R ER SO	IP WLS BF H R ER SO	IP WLS BF H R ER SO	IP WLS BF H R ER SO	IP WLS BF H R ER SO	IP WLS BF H R ER SO	IP WLS BF H R ER SO	ERA WHIP	ERA WHIP		
43 R.A. Dickey, R ERA: 4.88	7.0 L 32 8 3 3 2	1.0 4 1 1 1 0	1 0 0 0 0 0	1 0 0 0 0 0	0 1 10 16	9.00 2.000														
50 Steve Delabar, R ERA: 1.5																				

AB	30
R	4
H	9
RBI	3
BB	4
SO	2
LOB	13



Batter	1	2	3	4	5	6	7	8	9	10	AB	R	H	RBI	BB	SO	LOB	TOP				
50 Mookie Betts, R OBP: 0.328, SLG: 0.447	(1,8) K	(1,3) G6-3			(1,2) F9		(1,2) FC4-6			(1,2) 26 1B	5	1	1	0	0	1	1					
26 Brock Holt, L OBP: 0.390, SLG: 0.450	(1,4) BB		(1,2) F8		(1,2) G4-3		(1,3) K			(1,1) 1B	4	0	1	1	1	1	1					
2 Xander Bogaerts, R OBP: 0.327, SLG: 0.405	(1,6) P3		(1,1) F9		(2,1) 1B				(0,1) G6-3	(2,2) K	5	0	1	0	0	1	1					
34 David Ortiz, L OBP: 0.319, SLG: 0.414	(1,10) BB		(2,0) 1B		(1,2) L7				(1,2) G5-3	(1,1) 1B	4	0	2	0	1	0	1					
Pablo Sandoval, S OBP: 0.322, SLG: 0.403	(1,5) P5		(0,0) F8						(2,2) F7	(0,0) 1B	5	0	1	0	0	0	3					
12 Mike Napoli, R OBP: 0.309, SLG: 0.386		(4,2) 31 2B		(4,2) 23 1B							2	2	1	0	3	1	2					
31 Alejandro De Azza, L OBP: 0.287, SLG: 0.400	(1,7) 23 SF7		(1,2) F9		(0,1) F7						4	1	1	1	0	1	3					
23 Blake Swihart, S OBP: 0.288, SLG: 0.328	(1,2) G4-3		(1,2) G4-3		(0,0) F8						4	0	1	0	0	0	3					
25 Jackie Bradley Jr., L OBP: 0.238, SLG: 0.167	(1,9) SF7		(1,2) K		(0,3) 50 FC4-6						3	0	1	1	0	2	2					
Inning Stats	R: 0 E: 0 K: 1 S: 10	H: 0 LOB: 2 BB: 2 P: 21	R: 2 E: 0 K: 0 S: 14	H: 1 LOB: 0 BB: 1 P: 21	R: 0 E: 0 K: 0 S: 7	H: 1 LOB: 1 BB: 0 P: 11	R: 1 E: 0 K: 1 S: 9	H: 1 LOB: 0 BB: 1 P: 13	R: 0 E: 0 K: 0 S: 11	H: 1 LOB: 1 BB: 0 P: 17	R: 0 E: 0 K: 1 S: 8	H: 1 LOB: 1 BB: 0 P: 11	R: 0 E: 0 K: 2 S: 15	H: 1 LOB: 2 BB: 0 P: 14	R: 1 E: 0 K: 2 S: 15	H: 4 LOB: 2 BB: 20 P: 20	1B: 8 2B: 2 3B: 0 HR: 0	SF: 1 SAC: 0 DP: 0 HBP: 0	WP: 0 PB: 0 SB: 2 CS: 2	PA: 42		
PITCHER	IP ERA: 4.5	WLS BF	H R	ER SO	BB IBB	HBP BLK	WP HR	S P	ERA WHIP	PITCHER	IP ERA: 3.26	WLS BF	H R	ER SO	BB IBB	HBP BLK	WP HR	S P	ERA WHIP			
37 Alex Colomé, R	(1,1) 6.0	26	4	3	3	2	5	0	0	0	0	0	0	0	0	0	0	0	8	13	0.00	1.000
40 Kevin Jepsen, R	(7,1) 1.0	3	1	0	0	1	0	0	0	0	0	0	0	0	0	0	0	0	10	13	0.00	0.000
57 Jake McGee, L	(8,1) 1.0	3	0	0	0	0	0	0	0	0	0	0	0	0	0	0	0	0	10	14	0.00	1.000
26 Brad Boxberger, R	(9,1) 1.0	4	1	0	0	2	0	0	0	0	0	0	0	0	0	0	0	0	11	14	13.50	4.500
54 Steve Geltz, R	(10,1) 0.2	L	4	3	1	1	1	0	0	0	0	0	0	0	0	0	0	0	11	14	13.50	4.500
PITCHER	IP ERA: 3.86	WLS BF	H R	ER SO	BB IBB	HBP BLK	WP HR	S P	ERA WHIP	PITCHER	IP ERA: 3.86	WLS BF	H R	ER SO	BB IBB	HBP BLK	WP HR	S P	ERA WHIP			
31 Xavier Cedeño, L	(10,1) 0.0	1	1	0	0	0	0	0	0	0	0	0	0	0	0	0	0	0	3	5	0.00	0.000
49 Kirby Yates, R	(10,1) 0.1	1	0	0	0	0	0	0	0	0	0	0	0	0	0	0	0	0	3	5	0.00	0.000

Batter	1	2	3	4	5	6	7	8	9	10	AB	R	H	RBI	BB	SO	LOB	BOTTOM					
39 Kevin Kiermaier, L OBP: 0.301, SLG: 0.430	(1,8) K		(0,2) G3-1		(2,3) G6-3						5	0	1	0	0	1	4						
9 Joey Butler, R OBP: 0.368, SLG: 0.497	(1,10) BB		(2,2) K		(1,0) 3 2B		(0,3) K				4	1	1	0	1	2	3						
3 Evan Longoria, R OBP: 0.357, SLG: 0.412	(1,5) G4-6-3		(0,3) K		(0,0) 7 SF9						5	1	2	0	0	2	1						
7 David DeJesus, L OBP: 0.340, SLG: 0.420	(1,7) L8		(1,1) G6-3		(1,0) SF9						4	0	0	1	0	1	1						
11 Logan Forsythe, R OBP: 0.378, SLG: 0.453	(1,4) 13 1B		(1,2) 13 CS		(2,1) 20 FC6						5	1	3	0	0	0	1						
20 Steven Souza Jr., R OBP: 0.317, SLG: 0.441	(1,9) K		(2,3) P6		(1,2) FC6						4	0	0	0	0	2	4						
13 Asdrubal Cabrera, S OBP: 0.269, SLG: 0.337	(1,6) 36 2B		(3,2) CS		(0,1) F8						4	0	3	0	0	0	1						
36 Marc Krauss, L OBP: 0.225, SLG: 0.324	(1,3) 36 2B		(0,2) K		(2,3) K						2	0	1	1	0	1	1						
10 Jake Elmore, R OBP: 0.294, SLG: 0.323	(7,PH) K		(1,3) 39 G4-3		(0,2) G4-3						1	0	0	0	1	0	0						
19 Curt Casali, R OBP: 0.313, SLG: 0.467	(1,2) G6-3		(1,2) G6-3		(1,2) 39 G6-3						4	0	1	0	0	1	4						
Inning Stats	R: 0 E: 0 K: 1 S: 6	H: 0 LOB: 0 BB: 1 P: 14	R: 1 E: 0 K: 1 S: 20	H: 3 LOB: 2 BB: 0 P: 28	R: 0 E: 0 K: 2 S: 11	H: 0 LOB: 0 BB: 0 P: 13	R: 0 E: 0 K: 0 S: 6	H: 1 LOB: 0 BB: 0 P: 8	R: 0 E: 0 K: 1 S: 8	H: 2 LOB: 1 BB: 0 P: 12	R: 2 E: 0 K: 0 S: 9	H: 3 LOB: 1 BB: 0 P: 14	R: 0 E: 0 K: 1 S: 11	H: 1 LOB: 1 BB: 0 P: 14	R: 0 E: 0 K: 1 S: 8	H: 1 LOB: 2 BB: 0 P: 17	R: 0 E: 0 K: 2 S: 9	H: 0 LOB: 0 BB: 10 P: 10	1B: 9 2B: 3 3B: 0 HR: 0	SF: 1 SAC: 0 DP: 2 HBP: 0	WP: 2 PB: 0 SB: 0 CS: 1	PA: 42	
PITCHER	IP ERA: 5.54	WLS BF	H R	ER SO	BB IBB	HBP BLK	WP HR	S P	ERA WHIP	PITCHER	IP ERA: 3.24	WLS BF	H R	ER SO	BB IBB	HBP BLK	WP HR	S P	ERA WHIP				
22 Rick Porcello, R	(1,1) 6.0	25	9	3	3	5	1	0	0	0	0	0	0	0	0	0	0	8	11	0.00	1.500		
59 Tommy Layne, L	(7,1) 0.2	3	1	0	0	0	0	0	0	0	0	0	0	0	0	0	0	1	0	11	15	0.00	0.750
36 Junichi Tazawa, R	(7,1) 1.1	5	1	0	0	2	0	0	0	0	0	0	0	0	0	0	0	0	5	12	0.00	1.500	
32 Craig Breslow, L	(9,1) 0.2	4	1	0	0	1	0	1	0	0	0	0	0	0	0	0	0	0	4	5	0.00	0.000	
41 Alex Ogando, R	(9,1) 0.1	W	1	0	0	0	0	0	0	0	0	0	0	0	0	0	0	0	4	5	0.00	0.000	

Boston Red Sox @ Tampa Bay Rays
Tropicana Field, St. Petersburg, FL
Fri Jun 26 2015, 7:11 PM - 10:33 PM EDT
Att. 17,508 - Dome - 72 F

AB 36
R 4
H 10
RBI 3
BB 5
SO 7
LOB 17



WP: 0 PA: 42
PB: 0
SB: 2
CS: 2

Boston Red Sox @ Tampa Bay Rays
Tropicana Field, St. Petersburg, FL
Fri Jun 26 2015, 7:11 PM - 10:33 PM EDT
Att. 17,508 - Dome - 72 F

AB 38
R 3
H 12
RBI 2
BB 2
SO 10
LOB 20



WP: 2 PA: 42
PB: 0
SB: 0
CS: 1

Batter	1	2	3	4	5	6	7	8	9	AB	R	H	RBI	BB	SO	LOB	TOP										
50 Mookie Betts, R OBP: 0.324, SLG: 0.441										4	0	0	0	0	0	0											
26 Brock Holt, L OBP: 0.387, SLG: 0.446										4	0	1	0	0	2	0											
2 Xander Bogaerts, R OBP: 0.326, SLG: 0.402										4	0	1	0	0	1	1											
34 David Ortiz, L OBP: 0.316, SLG: 0.409										3	0	0	0	0	2	1											
Pablo Sandoval, S OBP: 0.318, SLG: 0.398										3	0	0	0	0	1	0											
12 Mike Napoli, R OBP: 0.305, SLG: 0.381										3	0	0	0	0	0	0											
31 Alejandro De Aza, L OBP: 0.289, SLG: 0.418										3	1	1	1	0	0	0											
3 Sandy León, S OBP: 0.241, SLG: 0.173										3	0	0	0	0	2	0											
25 Jackie Bradley Jr., L OBP: 0.208, SLG: 0.143										3	0	0	0	0	1	0											
Inning Stats	R: 0 H: 0 E: 0 K: 1 S: 7	H: 0 LOB: 0 BB: 0 P: 11	R: 0 H: 0 E: 0 K: 1 S: 6	H: 0 LOB: 0 BB: 0 P: 12	R: 0 H: 0 E: 0 K: 2 S: 10	H: 0 LOB: 0 BB: 0 P: 13	R: 0 H: 1 E: 0 K: 1 S: 12	H: 1 LOB: 1 BB: 0 P: 18	R: 0 H: 0 E: 0 K: 0 S: 6	H: 0 LOB: 0 BB: 0 P: 8	R: 0 H: 0 E: 0 K: 0 S: 7	H: 0 LOB: 0 BB: 0 P: 8	R: 0 H: 0 E: 0 K: 1 S: 14	H: 0 LOB: 0 BB: 0 P: 23	R: 1 H: 1 E: 0 K: 2 S: 9	H: 1 LOB: 0 BB: 0 P: 12	R: 0 H: 1 E: 0 K: 1 S: 16	H: 1 LOB: 1 BB: 0 P: 19	1B: 2 2B: 0 3B: 0 HR: 1	SF: 0 SAC: 0 DP: 0 HBP: 0	WP: 0 PB: 0 SB: 0 CS: 0	PA: 30					
PITCHER	IP	WLS	BF	H	R	ER	SO	BB	IBB	HBP	BLK	WP	HR	S	P	ERA	WHIP										
35 Matt Andriese, R ERA: 3.24	6.0	W	19	1	0	0	5	0	0	0	0	0	0	48	70	0.00	0.167										
57 Jake McGee, L ERA: 1.59	1.0	H	3	0	0	0	1	0	0	0	0	0	0	14	23	0.00	0.000										
40 Kevin Jepsen, R ERA: 2.73	1.0	H	4	1	1	1	2	0	0	0	0	0	1	9	12	9.00	1.000										
26 Brad Boxberger, R ERA: 2.64	1.0	S	4	1	0	0	1	0	0	0	0	0	0	16	19	0.00	1.000										

Boston Red Sox @ Tampa Bay Rays
Tropicana Field, St. Petersburg, FL
Sat Jun 27 2015, 4:10 PM - 6:31 PM EDT
Att: 23,876 - Dome - 72 F

AB	30
R	1
H	3
RBI	1
BB	0
SO	9
LOB	2



Batter	1	2	3	4	5	6	7	8	9	AB	R	H	RBI	BB	SO	LOB	BOTTOM										
5 Brandon Guyer, R OBP: 0.364, SLG: 0.375										1	0	0	0	2	1	0											
9 Joey Butler, R OBP: 0.360, SLG: 0.485										4	0	0	0	0	3	3											
3 Evan Longoria, R OBP: 0.359, SLG: 0.429										4	1	2	1	0	2	0											
11 Logan Forsythe, R OBP: 0.379, SLG: 0.456										3	0	1	0	1	1	0											
20 Steven Souza Jr., R OBP: 0.312, SLG: 0.434										4	0	0	0	0	3	3											
13 Adrián Cabrera, S OBP: 0.273, SLG: 0.348										4	1	2	0	0	0	1											
7 David DeJesus, L OBP: 0.335, SLG: 0.413										3	0	0	0	0	0	2											
10 Jake Elmore, R OBP: 0.295, SLG: 0.353										3	1	1	2	0	1	1											
44 René Rivera, R OBP: 0.205, SLG: 0.278										3	1	1	1	0	1	0											
Inning Stats	R: 0 H: 1 E: 0 K: 3 S: 10	H: 1 LOB: 2 BB: 1 P: 18	R: 0 H: 1 E: 0 K: 0 S: 5	H: 1 LOB: 0 BB: 0 P: 9	R: 0 H: 0 E: 0 K: 0 S: 8	H: 0 LOB: 0 BB: 0 P: 13	R: 0 H: 0 E: 0 K: 2 S: 11	H: 0 LOB: 0 BB: 0 P: 17	R: 2 H: 2 E: 0 K: 2 S: 17	H: 2 LOB: 1 BB: 1 P: 27	R: 0 H: 1 E: 0 K: 1 S: 11	H: 1 LOB: 1 BB: 0 P: 17	R: 1 H: 1 E: 0 K: 2 S: 13	H: 1 LOB: 1 BB: 1 P: 21	R: 1 H: 1 E: 0 K: 2 S: 9	H: 1 LOB: 0 BB: 0 P: 12	1B: 1 2B: 2 3B: 1 HR: 3	SF: 0 SAC: 0 DP: 2 HBP: 1	WP: 0 PB: 0 SB: 2 CS: 0	PA: 33							
PITCHER	IP	WLS	BF	H	R	ER	SO	BB	IBB	HBP	BLK	WP	HR	S	P	ERA	WHIP										
20 Wade Miley, L ERA: 4.38	6.1	L	25	5	2	2	8	2	0	1	0	0	0	65	106	2.84	1.105										
68 Matt Barnes, R ERA: 4.82	1.2		8	2	2	2	4	1	0	0	0	0	2	19	28	10.80	1.800										

Boston Red Sox @ Tampa Bay Rays
Tropicana Field, St. Petersburg, FL
Sat Jun 27 2015, 4:10 PM - 6:31 PM EDT
Att: 23,876 - Dome - 72 F

AB	29
R	4
H	7
RBI	4
BB	3
SO	12
LOB	10



Batter	1	2	3	4	5	6	7	8	9	AB	R	H	RBI	BB	SO	LOB	TOP					
50 Mookie Betts, R OBP: 0.323, SLG: 0.436	(1, 8) F9		(2) G5-3							3	0	0	0	1	0	0	Boston Red Sox @ Tampa Bay Rays Tropicana Field, St. Petersburg, FL Sun Jun 28 2015, 1:11 PM - 4:13 PM EDT Att: 21,963 - Dome - 72 F					
26 Brock Holt, L OBP: 0.381, SLG: 0.437	(1, 4) K		(3) G3-1							4	0	0	0	0	2	2						
2 Xander Bogaerts, R OBP: 0.329, SLG: 0.408	(1, 6) K									4	2	2	0	0	1	0						
34 David Ortiz, L OBP: 0.318, SLG: 0.420										3	1	1	2	1	0	0						
Pablo Sandoval, S OBP: 0.321, SLG: 0.414										3	1	2	2	0	1	0						
12 Mike Napoli, R OBP: 0.304, SLG: 0.380										1	0	0	0	0	1	0						
16 Deven Marrero, R (2, 4)										3	0	0	0	0	2	2						
31 Alejandro De Aza, L OBP: 0.293, SLG: 0.438										4	1	2	1	0	1	0						
23 Blake Swihart, S OBP: 0.287, SLG: 0.333										4	0	1	0	0	2	1						
25 Jackie Bradley Jr., L OBP: 0.179, SLG: 0.120										4	0	0	0	0	1	1						
Inning Stats	R: 0 E: 0 K: 2 S: 9	H: 0 LOB: 0 BB: 0 P: 13	R: 2 E: 0 K: 2 S: 14	H: 2 LOB: 0 BB: 0 P: 22	R: 0 E: 0 K: 0 S: 10	H: 0 LOB: 0 BB: 0 P: 17	R: 2 E: 0 K: 3 S: 14	H: 2 LOB: 0 BB: 0 P: 21	R: 0 E: 0 K: 1 S: 9	H: 0 LOB: 0 BB: 0 P: 12	R: 1 E: 0 K: 2 S: 12	H: 1 LOB: 1 BB: 1 P: 22	R: 0 E: 0 K: 0 S: 12	H: 1 LOB: 2 BB: 1 P: 26	R: 0 E: 0 K: 0 S: 11	H: 1 LOB: 1 BB: 0 P: 15	R: 0 E: 0 K: 1 S: 8	H: 1 LOB: 0 BB: 0 P: 14	1B: 3 2B: 2 3B: 0 HR: 3	SF: 1 SAC: 0 DP: 0 HBP: 0	WP: 1 PB: 0 SB: 0 CS: 1	PA: 36
PITCHER	IP WLS BF H R ER SO BB IBB HBP BLK WP HR S P ERA WHIP																					
22 Chris Archer, R ERA: 2.31	(1, 1) 6.0 L 24 5 5 5 10 1 0 0 0 0 1 3 68 107 7.50 1.000																					
31 Xavier Cedeño, L ERA: 3.1	(7, 1) 1.0 5 1 0 0 0 0 0 1 0 0 0 0 0 12 26 0.00 1.000																					
56 Ronald Belisario, R ERA: 4.76	(8, 1) 1.0 4 1 0 0 0 0 0 0 0 0 0 0 0 11 15 0.00 1.000																					
49 Kirby Yates, R ERA: 3.18	(9, 1) 1.0 3 1 0 0 0 1 0 0 0 0 0 0 0 8 14 0.00 1.000																					

AB	33
R	5
H	8
RBI	5
BB	2
SO	11
LOB	6



Batter	1	2	3	4	5	6	7	8	9	AB	R	H	RBI	BB	SO	LOB	BOTTOM					
13 Asdrúbal Cabrera, S OBP: 0.279, SLG: 0.356	(1, 6) 24 CS		(2) G3							5	1	3	2	0	0	0	Boston Red Sox @ Tampa Bay Rays Tropicana Field, St. Petersburg, FL Sun Jun 28 2015, 1:11 PM - 4:13 PM EDT Att: 21,963 - Dome - 72 F					
24 Grady Sizemore, L OBP: 0.303, SLG: 0.320	(1, 10) G3-1									5	0	3	1	0	0	2						
3 Evan Longoria, R OBP: 0.359, SLG: 0.426	(1, 5) 1B									4	0	1	0	1	1	3						
7 David DeJesus, L OBP: 0.333, SLG: 0.410	(1, 7) G4-3									4	0	1	0	0	2	2						
11 Logan Forsythe, R OBP: 0.381, SLG: 0.452										2	0	0	0	0	1	2						
20 Steven Souza Jr., R OBP: 0.338, SLG: 0.427	(1, 9) K									4	0	0	0	0	3	4						
36 Marc Krauss, L OBP: 0.202, SLG: 0.300	(1, 3) K									3	0	0	0	0	2	3						
9 Joey Butler, R OBP: 0.358, SLG: 0.482	(8, PH) K									1	0	0	0	0	1	1						
10 Jake Elmore, R OBP: 0.295, SLG: 0.353	(9, 3) K									0	0	0	0	0	0	0						
5 Brandon Guyer, R OBP: 0.367, SLG: 0.385	(1, 8) F8									4	2	2	0	0	0	2						
44 René Rivera, R OBP: 0.202, SLG: 0.274	(1, 2) K									3	0	0	0	0	1	2						
39 Kevin Kiermaier, L OBP: 0.300, SLG: 0.429	(8, PH) K									1	0	0	0	0	1	0						
Inning Stats	R: 0 E: 0 K: 0 S: 9	H: 2 LOB: 1 BB: 0 P: 14	R: 0 E: 0 K: 2 S: 9	H: 0 LOB: 1 BB: 0 P: 16	R: 0 E: 0 K: 2 S: 11	H: 1 LOB: 0 BB: 0 P: 18	R: 0 E: 0 K: 2 S: 13	H: 0 LOB: 0 BB: 0 P: 19	R: 1 E: 0 K: 0 S: 12	H: 2 LOB: 1 BB: 0 P: 17	R: 0 E: 0 K: 2 S: 12	H: 1 LOB: 2 BB: 1 P: 22	R: 2 E: 1 K: 1 S: 16	H: 3 LOB: 1 BB: 0 P: 29	R: 0 E: 0 K: 2 S: 11	H: 0 LOB: 1 BB: 0 P: 18	R: 0 E: 0 K: 1 S: 12	H: 1 LOB: 1 BB: 0 P: 16	1B: 7 2B: 3 3B: 0 HR: 0	SF: 0 SAC: 0 DP: 0 HBP: 2	WP: 3 PB: 1 SB: 0 CS: 1	PA: 39
PITCHER	IP WLS BF H R ER SO BB IBB HBP BLK WP HR S P ERA WHIP																					
63 Justin Masterson, R ERA: 5.58	(1, 1) 5.0 W 20 5 1 0 0 6 1 0 0 0 0 0 0 54 84 0.00 1.000																					
41 Alexi Ogando, R ERA: 3.0	(6, 1) 1.0 5 1 0 0 0 2 1 0 0 0 0 0 0 12 22 0.00 2.000																					
65 Jonathan Aro, R ERA: 16.2	(7, 1) 0.1 3 2 2 2 0 0 0 0 0 0 0 0 0 9 17 54.00 6.000																					
36 Junichi Tazawa, R ERA: 2.62	(7, 1) 1.2 H 7 1 0 0 3 0 0 0 1 0 0 1 0 18 30 0.00 0.600																					
19 Koji Uehara, R ERA: 3.12	(9, 1) 1.0 S 4 1 0 0 1 0 0 0 0 0 0 1 0 12 16 0.00 1.000																					

AB	36
R	3
H	10
RBI	3
BB	1
SO	12
LOB	21



Batter	1	2	3	4	5	6	7	8	9	AB R H RBI BB SO LOB	TOP									
22 Jason Kipnis, L (1,4) OBP: 0.424, SLG: 0.510	1-1 2B 23 1B								2-2 1B 23 WP	4 2 3 1 1 0 0	Cleveland Indians @ Tampa Bay Rays Tropicana Field, St. Petersburg, FL Mon Jun 29 2015, 7:11 PM - 9:55 PM EDT Att: 11,802 - Dome - 72 F									
12 Francisco Lindor, S (1,6) OBP: 0.259, SLG: 0.296	1-1 2B B1-3	1-3 1B K		1-0 1B G4-6-3			1-3 1B K	0-0 2B 23 WP	5 1 1 0 0 2 5											
23 Michael Brantley, L (1,7) OBP: 0.375, SLG: 0.434	1-1 1B 41 1B		3-1 1B 41 G3		0-0 1B 44 FC3-6		1-1 1B L8	4-0 1B 41 BB	4 1 3 1 1 0 0											
7 David Murphy, L (1,10) OBP: 0.375, SLG: 0.481	1-3 1B K		2-1 1B F8		4-0 1B 44 FC3-6		3-3 1B K	1-2 1B 44 FC4-6	2 0 0 0 1 1 2											
9 Ryan Raburn, R (7,PH) OBP: 0.391, SLG: 0.536								1-2 1B 44 FC4-6	2 1 1 1 0 1 0											
41 Carlos Santana, S (1,3) OBP: 0.348, SLG: 0.370	1-2 1B		1-2 1B G3		3-3 1B K		3-3 1B K	4-1 1B 44 FC4-6	4 0 1 0 1 2 3											
44 Brandon Moss, L (1,9) OBP: 0.304, SLG: 0.435	0-0 1B F9		2-3 1B K		0-0 1B FC3-6		1-0 1B G3	2-3 1B FC4-6	5 0 0 1 0 1 7											
10 Yan Gomes, R (1,2) OBP: 0.226, SLG: 0.330			2-1 2B 22 1B		1-2 1B 24 SH5-4		3-2 1B K	3-3 1B K	5 2 3 1 0 1 3											
39 Gio Urshela, R (1,5) OBP: 0.322, SLG: 0.327			0-2 1B K		0-2 1B 24 SH5-4		2-3 1B K	1-2 1B K	4 0 1 0 0 2 1											
24 Michael Bourn, L (1,8) OBP: 0.295, SLG: 0.270			1-3 1B K		0-0 1B SH5-4		1-3 1B K	0-0 1B G4-3	3 0 0 0 0 2 1											
Inning Stats	R: 1 E: 0 K: 1 S: 13	H: 3 LOB: 2 BB: 0 P: 18	R: 1 E: 0 K: 3 S: 20	H: 2 LOB: 1 BB: 0 P: 27	R: 0 E: 0 K: 1 S: 10	H: 1 LOB: 1 BB: 0 P: 18	R: 0 E: 0 K: 0 S: 9	H: 2 LOB: 2 BB: 1 P: 15	R: 0 E: 0 K: 1 S: 6	H: 0 LOB: 0 BB: 1 P: 13	R: 0 E: 0 K: 2 S: 8	H: 0 LOB: 0 BB: 0 P: 13	R: 1 E: 0 K: 2 S: 13	H: 1 LOB: 0 BB: 0 P: 22	R: 4 E: 0 K: 1 S: 14	H: 3 LOB: 1 BB: 2 P: 28	1B: 9 2B: 3 3B: 0 HR: 1	SF: 0 SAC: 1 DP: 1 HBP: 0	WP: 2 PB: 0 SB: 1 CS: 0	PA: 43
PITCHER	IP WLS BF H R ER SO BB IBB HBP BLK WP HR S P ERA WHIP											IP WLS BF H R ER SO BB IBB HBP BLK WP HR S P ERA WHIP								
51 Nate Karns, R (1,1) ERA: 3.28	6.0 L 28 9 2 2 7 1 1 0 0 0 0 65 99 3.00 1.667																			
31 Xavier Cedeño, L (7,1) ERA: 3.0	0.2 2 0 0 0 1 0 0 0 0 0 0 5 7 0.00 0.000																			
47 Brandon Gomes, R (7,1) ERA: 2.81	0.1 1 0 0 0 1 0 0 0 0 0 0 3 6 0.00 0.000																			
49 Kirby Yates, R (8,1) ERA: 4.05	1.0 4 1 1 1 2 0 0 0 0 0 1 13 22 9.00 1.000																			
56 Ronald Belisario, R (9,1) ERA: 9.45	1.0 8 3 4 4 1 1 1 0 0 2 0 14 28 36.00 4.000																			

Batter	1	2	3	4	5	6	7	8	9	AB R H RBI BB SO LOB	BOTTOM											
39 Kevin Kiermaier, L (1,8) OBP: 0.295, SLG: 0.421	2-2 1B G3-1			1-2 1B F7					0-0 1B L4-6	4 0 0 0 0 0 1	Cleveland Indians @ Tampa Bay Rays Tropicana Field, St. Petersburg, FL Mon Jun 29 2015, 7:11 PM - 9:55 PM EDT Att: 11,802 - Dome - 72 F											
24 Grady Sizemore, L (1,10) OBP: 0.301, SLG: 0.346	0-2 1B F7			0-1 1B L8			1-2 1B K	3-3 1B K	4 1 1 1 0 1 0													
3 Evan Longoria, R (1,5) OBP: 0.359, SLG: 0.425	2-1 1B G1-3			1-1 1B G5-3			0-1 1B E7		3 0 1 0 0 0 0													
7 David DeJesus, L (1,7) OBP: 0.328, SLG: 0.403			0-2 1B P4		0-0 1B L6		0-0 1B G3-1		3 0 0 0 0 0 1													
11 Logan Forsythe, R (1,4) OBP: 0.377, SLG: 0.447			0-1 1B G6-3		2-2 1B G5-3		2-2 1B F9		3 0 0 0 0 0 1													
20 Steven Souza Jr., R (1,9) OBP: 0.394, SLG: 0.422			3-2 1B L8		3-2 1B P3			3-1 1B L7	3 0 0 0 0 0 0													
13 Adrúbal Cabrera, S (1,6) OBP: 0.276, SLG: 0.352			0-2 1B G4-3			1-0 1B G5-3		1-0 1B F9	3 0 0 0 0 0 0													
36 Marc Krauss, L (1,3) OBP: 0.196, SLG: 0.279			2-3 1B K			0-1 1B F8		2-3 1B K	3 0 0 0 0 2 0													
44 René Rivera, R (1,2) OBP: 0.204, SLG: 0.280			0-0 1B P3			3-2 1B P5		2-2 2B 39 L4-6	3 0 1 0 0 0 0													
Inning Stats	R: 0 E: 0 K: 0 S: 9	H: 0 LOB: 0 BB: 0 P: 13	R: 0 E: 0 K: 0 S: 9	H: 0 LOB: 0 BB: 0 P: 12	R: 0 E: 0 K: 1 S: 7	H: 0 LOB: 0 BB: 0 P: 9	R: 0 E: 0 K: 0 S: 8	H: 0 LOB: 0 BB: 0 P: 10	R: 0 E: 0 K: 0 S: 8	H: 0 LOB: 0 BB: 0 P: 12		R: 0 E: 0 K: 1 S: 7	H: 0 LOB: 0 BB: 0 P: 13	R: 1 E: 1 K: 0 S: 11	H: 2 LOB: 1 BB: 0 P: 17	R: 0 E: 0 K: 1 S: 7	H: 0 LOB: 0 BB: 0 P: 13	R: 0 E: 0 K: 1 S: 8	H: 1 LOB: 0 BB: 0 P: 13	1B: 1 2B: 2 3B: 0 HR: 1	SF: 0 SAC: 0 DP: 1 HBP: 0	WP: 0 PB: 0 SB: 0 CS: 0
PITCHER	IP WLS BF H R ER SO BB IBB HBP BLK WP HR S P ERA WHIP											IP WLS BF H R ER SO BB IBB HBP BLK WP HR S P ERA WHIP										
56 Cody Anderson, R (1,1) ERA: 0.57	8.0 W 26 2 1 1 2 0 0 0 0 0 0 8 100 1.12 0.250																					
27 Bryan Shaw, R (9,1) ERA: 2.03	1.0 3 1 0 0 1 0 0 0 0 0 0 8 13 0.00 1.000																					

Batter	1	2	3	4	5	6	7	8	9	AB	R	H	RBI	BB	SO	LOB	TOP										
22 Jason Kipnis, L (1.4) OBP: 0.421, SLG: 0.515										5	1	1	1	0	3	2	Cleveland Indians @ Tampa Bay Rays Tropicana Field, St. Petersburg, FL Tue Jun 30 2015, 7:11 PM - 9:53 PM EDT Att: 10,437 - Dome - 72 F										
12 Francisco Lindor, S (1.6) OBP: 0.258, SLG: 0.281										3	0	0	0	1	2	0											
23 Michael Brantley, L (1.7) OBP: 0.373, SLG: 0.435										4	1	1	0	0	0	1											
7 David Murphy, L (1.10) OBP: 0.372, SLG: 0.494										4	1	1	2	0	0	0											
41 Carlos Santana, S (1.3) OBP: 0.350, SLG: 0.369										3	1	1	0	1	1	0											
10 Yan Gomes, R (1.2) OBP: 0.218, SLG: 0.319										4	0	0	0	0	2	3											
44 Brandon Moss, L (1.9) OBP: 0.303, SLG: 0.430										3	1	0	0	1	1	2											
39 Gio Urshela, R (1.5) OBP: 0.317, SLG: 0.373										4	1	1	3	0	1	0											
24 Michael Bourn, L (1.8) OBP: 0.298, SLG: 0.274										4	0	2	0	0	1	0											
Inning Stats	R: 0 E: 0 K: 1 S: 7	H: 0 LOB: 0 BB: 0 P: 9	R: 0 E: 1 K: 1 S: 14	H: 0 LOB: 1 BB: 0 P: 21	R: 1 E: 0 K: 2 S: 10	H: 1 LOB: 0 BB: 0 P: 14	R: 0 E: 0 K: 1 S: 8	H: 0 LOB: 0 BB: 0 P: 13	R: 0 E: 0 K: 1 S: 9	H: 0 LOB: 0 BB: 0 P: 14	R: 0 E: 0 K: 1 S: 7	H: 1 LOB: 1 BB: 1 P: 14	R: 3 E: 0 K: 1 S: 16	H: 3 LOB: 1 BB: 1 P: 29	R: 2 E: 0 K: 1 S: 22	H: 2 LOB: 1 BB: 1 P: 34	R: 0 E: 0 K: 2 S: 9	H: 0 LOB: 0 BB: 0 P: 13	1B: 3 2B: 2 HR: 3	SF: 0 SAC: 0 DP: 1	WP: 0 PB: 0 SB: 1 CS: 1	PA: 37					
PITCHER	IP	WLS	BF	H	R	ER	SO	BB	IBB	HBP	BLK	WP	HR	S	P	ERA	WHIP										
30 Erasmo Ramirez, R (1.1) ERA: 4.01	5.2	L	20	2	1	1	7	1	0	0	0	0	1	54	84	1.59	0.529										
31 Xavier Cedeño, L (6.1) ERA: 2.91	0.2		2	0	0	0	0	0	0	0	0	0	0	4	5	0.00	0.000										
54 Steve Geltz, R (7.1) ERA: 3.03	0.2		6	3	3	3	1	1	0	0	0	0	1	13	25	40.50	6.000										
49 Kirby Yates, R (8.1) ERA: 6.14	0.2		5	2	2	2	1	1	0	0	0	0	1	17	27	27.00	4.500										
56 Ronald Belisario, R (8.1) ERA: 7.88	1.1		4	0	0	0	2	0	0	0	0	0	0	14	20	0.00	0.000										

AB	34
R	6
H	7
RBI	6
BB	3
SO	11
LOB	8



Batter	1	2	3	4	5	6	7	8	9	AB	R	H	RBI	BB	SO	LOB	BOTTOM										
39 Kevin Kiermaier, L (1.8) OBP: 0.291, SLG: 0.415										4	0	0	0	0	1	2	Cleveland Indians @ Tampa Bay Rays Tropicana Field, St. Petersburg, FL Tue Jun 30 2015, 7:11 PM - 9:53 PM EDT Att: 10,437 - Dome - 72 F										
24 Grady Sizemore, L (1.10) OBP: 0.291, SLG: 0.333										4	0	0	0	0	0	0											
3 Evan Longoria, R (1.5) OBP: 0.355, SLG: 0.419										4	0	0	0	0	1	0											
7 David DeJesus, L (1.7) OBP: 0.327, SLG: 0.397										3	0	0	0	0	0	0											
11 Logan Forsythe, R (1.4) OBP: 0.375, SLG: 0.442										3	1	0	0	1	1	1											
20 Steven Souza Jr., R (1.9) OBP: 0.301, SLG: 0.417										3	0	0	0	0	1	1											
13 Adrúbal Cabrera, S (1.6) OBP: 0.280, SLG: 0.357										2	1	1	1	1	0	0											
10 Jake Elmore, R (1.3) OBP: 0.287, SLG: 0.343										3	0	0	0	0	0	2											
19 Curt Casali, R (1.2) OBP: 0.316, SLG: 0.500										3	0	1	0	0	0	0											
Inning Stats	R: 0 E: 0 K: 1 S: 6	H: 0 LOB: 0 BB: 0 P: 9	R: 0 E: 0 K: 1 S: 7	H: 0 LOB: 0 BB: 0 P: 13	R: 0 E: 0 K: 0 S: 8	H: 0 LOB: 0 BB: 0 P: 12	R: 0 E: 0 K: 0 S: 7	H: 0 LOB: 0 BB: 0 P: 11	R: 0 E: 0 K: 0 S: 8	H: 0 LOB: 0 BB: 0 P: 12	R: 0 E: 0 K: 0 S: 9	H: 1 LOB: 1 BB: 1 P: 17	R: 0 E: 0 K: 0 S: 6	H: 0 LOB: 0 BB: 0 P: 12	R: 2 E: 1 K: 0 S: 16	H: 1 LOB: 1 BB: 1 P: 29	R: 0 E: 0 K: 2 S: 9	H: 0 LOB: 1 BB: 0 P: 14	1B: 0 2B: 2 HR: 0	SF: 0 SAC: 0 DP: 1	WP: 0 PB: 0 SB: 0 CS: 0	PA: 32					
PITCHER	IP	WLS	BF	H	R	ER	SO	BB	IBB	HBP	BLK	WP	HR	S	P	ERA	WHIP										
31 Danny Salazar, R (1.1) ERA: 3.8	7.2	W	27	2	2	1	2	2	0	0	0	0	0	64	109	1.17	0.522										
34 Zach McAllister, R (8.1) ERA: 3.18	0.1		1	0	0	0	0	0	0	0	0	0	0	3	6	0.00	0.000										
37 Cody Allen, R (9.1) ERA: 3.55	1.0		4	0	0	0	2	0	0	1	0	0	0	9	14	0.00	0.000										


AB	29
R	2
H	2
RBI	1
BB	2
SO	4
LOB	6



Batter	1	2	3	4	5	6	7	8	9	10	AB	R	H	RBI	BB	SO	LOB	TOP																				
22 Jason Kipnis, L (1.4) OBP: 0.420, SLG: 0.514	L7			23 WP 12 B SF7	23 B 1B		F8			L3	5	2	2	1	0	0	0																					
12 Francisco Lindor, S (1.6) OBP: 0.269, SLG: 0.290	L6			9 WP 23 WP 1B	23 B 1B		K			K	5	0	2	1	0	2	0																					
23 Michael Brantley, L (1.8) OBP: 0.367, SLG: 0.428	K			SF7	7 Cl 1B		G4-3			G6-3	4	0	1	2	0	1	0																					
9 Ryan Raburn, R (1.10) OBP: 0.308, SLG: 0.532				K	CI		K			K	1	0	0	0	1	1	1																					
7 David Murphy, L (5, PH) OBP: 0.369, SLG: 0.491				G6-3	P2		K			K	1	0	0	0	0	1	0																					
41 Carlos Santana, S (1.3)	K			G6-3			K			K	4	0	0	0	0	2	5																					
10 Yan Gomes, R (1.2) OBP: 0.220, SLG: 0.316	G4-3			K	F7		K			K	4	0	1	0	0	1	1																					
44 Brandon Moss, L (1.9) OBP: 0.305, SLG: 0.442	F7			F8	39 G6-4-3 BB		F7			F7	3	0	0	0	1	0	1																					
39 Gio Urshela, R (1.5) OBP: 0.310, SLG: 0.358	L4			4 WP 1B	G6-4-3		L4-3			L4-3	4	1	1	0	0	0	2																					
4 Mike Aviles, R (1.7) OBP: 0.312, SLG: 0.365	P4			12 B 1B BB			K			HR	3	2	1	1	1	1	0																					
Inning Stats	R: 0 E: 0 K: 1 S: 9	H: 0 LOB: 0 BB: 0 P: 10	R: 0 E: 0 K: 1 S: 6	H: 0 LOB: 0 BB: 0 P: 10	R: 0 E: 0 K: 0 S: 8	H: 0 LOB: 0 BB: 0 P: 11	R: 1 E: 0 K: 1 S: 14	H: 2 LOB: 1 BB: 0 P: 25	R: 3 E: 1 K: 1 S: 20	H: 4 LOB: 3 BB: 1 P: 31	R: 0 E: 0 K: 0 S: 6	H: 0 LOB: 0 BB: 0 P: 12	R: 0 E: 0 K: 2 S: 8	H: 0 LOB: 0 BB: 0 P: 11	R: 0 E: 0 K: 0 S: 11	H: 1 LOB: 0 BB: 0 P: 15	R: 1 E: 0 K: 1 S: 8	H: 1 LOB: 0 BB: 0 P: 14	1B: 7 2B: 1 3B: 0 HR: 1	SF: 1 SAC: 0 DP: 3 HBP: 0	WP: 3 PA: 39																	
PITCHER	IP 4.2	WLS 6	BF 21	H 6	R 4	ER 4	SO 4	BB 2	IBB 0	HBP 0	BLK 0	WP 3	HR 0	S 53	P 81	ERA 7.71	WHIP 1.714	PITCHER	IP 1.0	WLS L	BF 4	H 1	R 1	ER 1	SO 1	BB 0	IBB 0	HBP 0	BLK 0	WP 0	HR 1	S 8	P 14	ERA 9.00	WHIP 1.000			
55 Matt Moore, L (1.1) ERA: 7.71	54 Steve Geltz, R (5.1) ERA: 2.92	57 Jake McGee, L (7.1) ERA: 1.59	26 Brad Boxberger, R (8.1) ERA: 2.56	40 Kevin Jepsen, R (9.1) ERA: 2.65																																		

Cleveland Indians @ Tampa Bay Rays
Tropicana Field, St. Petersburg, FL
Thu Jul 02 2015, 12:11 PM - 3:11 PM EDT
Att. 16,353 - Dome - 72 F


AB 34
R 5
H 8
RBI 5
BB 3
SO 9
LOB 10



Batter	1	2	3	4	5	6	7	8	9	10	AB	R	H	RBI	BB	SO	LOB	BOTTOM																	
39 Kevin Kiermaier, L (1.8) OBP: 0.285, SLG: 0.408	G6-3			G3-1			L9			K	5	1	1	0	0	1	0																		
9 Joey Butler, R (1.7) OBP: 0.358, SLG: 0.474	3 B 1B			K			F8			K	4	1	1	0	0	2	1																		
3 Evan Longoria, R (1.5) OBP: 0.350, SLG: 0.412	11 S 24 B 1B			K			K			K	4	1	1	0	0	3	1																		
24 Grady Sizemore, L (1.10) OBP: 0.295, SLG: 0.336	11 S 1B			K			K			K	4	1	2	2	0	2	0																		
11 Logan Forsythe, R (1.4) OBP: 0.370, SLG: 0.435	K			F9			13 B 1B			K	4	0	1	0	0	2	1																		
13 Adrial Cabrera, S (1.6) OBP: 0.280, SLG: 0.353	G1-3			K			1B			K	4	0	1	1	0	2	1																		
5 Brandon Guyer, R (1.9) OBP: 0.368, SLG: 0.377	10 G6-4-3 BB			G6-3			K			L8	3	0	0	0	1	2																			
10 Jake Elmore, R (1.3) OBP: 0.277, SLG: 0.330	G6-4-3			K			K			K	3	0	0	0	0	2	1																		
7 David DeJesus, L (10, PH) ERA: 1.95	G6-4-3			K			K			K	1	0	0	0	0	1	0																		
44 René Rivera, R (1.2) OBP: 0.201, SLG: 0.276	G6-3			K			K			K	3	0	0	0	0	2	0																		
20 Steven Souza Jr., R (10, PH) OBP: 0.297, SLG: 0.411	G6-3			K			K			K	1	0	0	0	0	1	0																		
Inning Stats	R: 2 E: 0 K: 1 S: 12	H: 3 LOB: 1 BB: 0 P: 16	R: 0 E: 0 K: 0 S: 5	H: 0 LOB: 0 BB: 0 P: 11	R: 0 E: 0 K: 2 S: 8	H: 0 LOB: 0 BB: 0 P: 11	R: 0 E: 0 K: 2 S: 8	H: 0 LOB: 0 BB: 0 P: 11	R: 0 E: 0 K: 2 S: 9	H: 4 LOB: 2 BB: 0 P: 12	R: 2 E: 0 K: 2 S: 21	H: 4 LOB: 2 BB: 0 P: 27	R: 0 E: 0 K: 2 S: 11	H: 0 LOB: 0 BB: 0 P: 13	R: 0 E: 0 K: 3 S: 8	H: 0 LOB: 0 BB: 0 P: 13	R: 0 E: 0 K: 3 S: 9	H: 0 LOB: 0 BB: 0 P: 10	1B: 6 2B: 1 3B: 0 HR: 0	SF: 0 SAC: 0 DP: 1 HBP: 0	WP: 0 PA: 37														
PITCHER	IP 8.0	WLS 3	BF 31	H 7	R 4	ER 3	SO 14	BB 1	IBB 0	HBP 0	BLK 0	WP 0	HR 0	S 85	P 115	ERA 3.64	WHIP 1.000	PITCHER	IP 1.0	WLS W	BF 3	H 0	R 0	ER 0	SO 3	BB 0	IBB 0	HBP 0	BLK 0	WP 0	HR 0	S 9	P 10	ERA 1.95	WHIP 0.000
28 Corey Kluber, R (1.1) ERA: 3.64	27 Bryan Shaw, R (9.1) ERA: 1.95	37 Cody Allen, R (10.1) ERA: 3.44																																	

Cleveland Indians @ Tampa Bay Rays
Tropicana Field, St. Petersburg, FL
Thu Jul 02 2015, 12:11 PM - 3:11 PM EDT
Att. 16,353 - Dome - 72 F

AB 36
R 4
H 7
RBI 3
BB 1
SO 19
LOB 7



Batter	1	2	3	4	5	6	7	8	9	10	11	12	AB	R	H	RBI	BB	SO	LOB	TOP				
24 Grady Sizemore, L OBP: 0.310, SLG: 0.359 20 Steven Souza Jr., R OBP: 0.299, SLG: 0.409													4	1	3	0	0	1	0	1	0			
9 Joey Butler, R OBP: 0.352, SLG: 0.461													5	1	0	0	1	2	6					
3 Evan Longoria, R OBP: 0.351, SLG: 0.415													5	0	2	1	0	0	2					
21 James Loney, L OBP: 0.317, SLG: 0.372													4	0	1	1	0	0	2					
11 Logan Forsythe, R OBP: 0.368, SLG: 0.429													4	1	0	0	1	2	2					
7 David DeJesus, L OBP: 0.352, SLG: 0.390 5 Brandon Guyer, R OBP: 0.364, SLG: 0.373													2	0	1	0	0	0	1	2	0			
13 Adrián Cabrera, S OBP: 0.282, SLG: 0.351													4	1	1	0	1	3	1					
39 Kevin Kiermaier, L OBP: 0.287, SLG: 0.415													5	1	2	1	0	1	0					
44 René Rivera, R OBP: 0.205, SLG: 0.280													4	0	2	2	0	1	0					
Inning Stats	R: 2 E: 0 K: 0 S: 16	H: 2 LOB: 1 BB: 1 P: 26	R: 0 E: 0 K: 1 S: 8	H: 0 LOB: 0 BB: 0 P: 11	R: 0 E: 0 K: 2 S: 12	H: 2 LOB: 1 BB: 0 P: 15	R: 0 E: 0 K: 1 S: 13	H: 2 LOB: 1 BB: 0 P: 18	R: 0 E: 0 K: 2 S: 9	H: 0 LOB: 0 BB: 0 P: 10	R: 0 E: 0 K: 0 S: 14	H: 2 LOB: 2 BB: 0 P: 21	R: 0 E: 0 K: 3 S: 14	H: 0 LOB: 0 BB: 0 P: 19	R: 0 E: 0 K: 1 S: 7	H: 1 LOB: 0 BB: 0 P: 10	R: 2 E: 0 K: 0 S: 11	H: 2 LOB: 2 BB: 3 P: 26	1B: 9 2B: 3 3B: 1 HR: 0	SF: 2 SAC: 1 DP: 2 HBP: 0	WP: 0 PB: 0 SB: 1 CS: 2	PA: 47		
PITCHER	IP WLS BF H R ER SO BB IBB HBP BLK WP HR S P ERA WHIP	19 Masahiro Tanaka, R ERA: 3.94	26 Chris Capuano, L ERA: 5.0	64 Nick Rumbelow, R ERA: 3.85	68 Delin Betances, R ERA: 1.11	41 Justin Wilson, L ERA: 3.14	PITCHER	IP WLS BF H R ER SO BB IBB HBP BLK WP HR S P ERA WHIP	43 Adam Warren, R ERA: 3.52	45 Chasen Shreve, L ERA: 1.87	1.2 W 5 2 1 1 0 2 0 0 0 0 0 6 17 13.50 6.000	15 21 0.00 2.000 0.00 1.000 0.000	15 21 0.00 2.000 0.00 1.000 0.000	15 21 0.00 2.000 0.00 1.000 0.000	15 21 0.00 2.000 0.00 1.000 0.000	15 21 0.00 2.000 0.00 1.000 0.000	15 21 0.00 2.000 0.00 1.000 0.000	15 21 0.00 2.000 0.00 1.000 0.000	15 21 0.00 2.000 0.00 1.000 0.000	15 21 0.00 2.000 0.00 1.000 0.000	15 21 0.00 2.000 0.00 1.000 0.000	15 21 0.00 2.000 0.00 1.000 0.000	15 21 0.00 2.000 0.00 1.000 0.000	15 21 0.00 2.000 0.00 1.000 0.000

Tampa Bay Rays @ New York Yankees
Yankee Stadium, Bronx, NY
Fri Jul 03 2015, 7:10 PM - 11:37 PM EDT
Att. 43,141 - Partly Cloudy - 77 F

AB	40
R	5
H	12
RBI	5
BB	4
SO	13
LOB	14



Batter	1	2	3	4	5	6	7	8	9	10	11	12	AB	R	H	RBI	BB	SO	LOB	BOTTOM				
11 Brett Gardner, L OBP: 0.373, SLG: 0.488													4	1	0	0	2	1	1					
12 Chase Headley, S OBP: 0.305, SLG: 0.372													6	1	2	0	0	3	3					
13 Alex Rodriguez, R OBP: 0.390, SLG: 0.508 31 Gregorio Petit, R OBP: 0.238, SLG: 0.263													3	1	2	0	3	0	1					
25 Mark Teixeira, S OBP: 0.359, SLG: 0.537													5	2	2	4	1	3	2					
34 Brian McCann, L OBP: 0.333, SLG: 0.477													5	1	1	3	1	1	4					
33 Garrett Jones, L OBP: 0.277, SLG: 0.396 27 Ramón Flores, L OBP: 0.241, SLG: 0.276													3	0	0	0	1	1	0					
24 Chris Young, R OBP: 0.295, SLG: 0.471													5	0	0	0	2	2						
18 Didi Gregorius, L OBP: 0.300, SLG: 0.335													3	0	2	0	1	1	0					
14 Stephen Drew, L OBP: 0.252, SLG: 0.371 38 José Pirela, R OBP: 0.231, SLG: 0.302													2	0	0	0	0	1	2					
Inning Stats	R: 0 E: 0 K: 0 S: 5	H: 1 LOB: 0 BB: 0 P: 15	R: 0 E: 0 K: 1 S: 9	H: 1 LOB: 1 BB: 0 P: 17	R: 0 E: 0 K: 1 S: 16	H: 0 LOB: 1 BB: 1 P: 27	R: 0 E: 0 K: 1 S: 14	H: 1 LOB: 1 BB: 0 P: 20	R: 0 E: 0 K: 2 S: 13	H: 0 LOB: 2 BB: 2 P: 20	R: 3 E: 0 K: 1 S: 12	H: 3 LOB: 1 BB: 2 P: 25	R: 0 E: 0 K: 0 S: 6	H: 0 LOB: 1 BB: 2 P: 17	R: 0 E: 0 K: 1 S: 7	H: 0 LOB: 0 BB: 1 P: 13	R: 0 E: 0 K: 1 S: 9	H: 0 LOB: 0 BB: 1 P: 16	1B: 6 2B: 1 3B: 0 HR: 2	SF: 0 SAC: 1 DP: 3 HBP: 1	WP: 1 PB: 0 SB: 0 CS: 0	PA: 50		
PITCHER	IP WLS BF H R ER SO BB IBB HBP BLK WP HR S P ERA WHIP	22 Chris Archer, R ERA: 2.18	57 Jake McGee, L ERA: 1.56	40 Kevin Jepsen, R ERA: 3.41	47 Brandon Gomes, R ERA: 2.7	31 Xavier Cedeño, L ERA: 3.09	PITCHER	IP WLS BF H R ER SO BB IBB HBP BLK WP HR S P ERA WHIP	26 Brad Boxberger, R ERA: 2.46	54 Steve Geltz, R ERA: 3.76	1.0 L 8 3 4 4 3 1 0 0 0 0 0 1 21 32 27.00 3.000	4 0 0 0 0 1 1 0 0 0 0 0 0 7 13 0.00 1.000	4 0 0 0 0 1 1 0 0 0 0 0 0 7 13 0.00 1.000	4 0 0 0 0 1 1 0 0 0 0 0 0 7 13 0.00 1.000	4 0 0 0 0 1 1 0 0 0 0 0 0 7 13 0.00 1.000	4 0 0 0 0 1 1 0 0 0 0 0 0 7 13 0.00 1.000	4 0 0 0 0 1 1 0 0 0 0 0 0 7 13 0.00 1.000	4 0 0 0 0 1 1 0 0 0 0 0 0 7 13 0.00 1.000	4 0 0 0 0 1 1 0 0 0 0 0 0 7 13 0.00 1.000	4 0 0 0 0 1 1 0 0 0 0 0 0 7 13 0.00 1.000	4 0 0 0 0 1 1 0 0 0 0 0 0 7 13 0.00 1.000	4 0 0 0 0 1 1 0 0 0 0 0 0 7 13 0.00 1.000	4 0 0 0 0 1 1 0 0 0 0 0 0 7 13 0.00 1.000	4 0 0 0 0 1 1 0 0 0 0 0 0 7 13 0.00 1.000

Tampa Bay Rays @ New York Yankees
Yankee Stadium, Bronx, NY
Fri Jul 03 2015, 7:10 PM - 11:37 PM EDT
Att. 43,141 - Partly Cloudy - 77 F

AB	39
R	7
H	9
RBI	7
BB	9
SO	14
LOB	17



Batter	1	2	3	4	5	6	7	8	9	AB	R	H	RBI	BB	SO	LOB	TOP				
24 Grady Sizemore, L (1, 10) OBP: 0.291, SLG: 0.336										5	0	0	0	0	3	4					
9 Joey Butler, R (1, 7) OBP: 0.347, SLG: 0.447										4	1	1	0	1	1	2					
3 Evan Longoria, R (1, 5) OBP: 0.351, SLG: 0.424										5	1	1	2	0	2	2					
21 James Loney, L (1, 3)										5	1	2	1	0	0	2					
11 Logan Forsythe, R (1, 4) OBP: 0.367, SLG: 0.424										3	1	1	0	1	1	1					
7 David DeJesus, L (1, 9) OBP: 0.289, SLG: 0.396										4	0	2	0	0	1	1					
10 Jake Elmore, R (1, 6) OBP: 1.000, SLG: 1.000										2	0	0	1	0	0	0					
13 Adrubal Cabrera, S (8, PH) OBP: 0.280, SLG: 0.352										4	1	1	0	0	0	2					
39 Kevin Kiermaier, L (1, 8) OBP: 0.289, SLG: 0.424										4	1	1	0	0	0	2					
44 René Rivera, R (1, 2) OBP: 0.204, SLG: 0.278										2	0	0	0	0	1	0					
28 John Jaso, L (7, PH) OBP: 1.000, SLG: 1.000										1	0	1	0	0	0	0					
19 Curt Casali, R (7, 2) OBP: 0.345, SLG: 0.520										0	0	0	0	1	0	0					
Inning Stats	R: 0 E: 0 K: 1 S: 12	H: 0 LOB: 0 BB: 0 P: 14	R: 1 E: 0 K: 1 S: 8	H: 1 LOB: 0 BB: 0 P: 10	R: 0 E: 0 K: 1 S: 6	H: 0 LOB: 0 BB: 0 P: 9	R: 3 E: 0 K: 0 S: 15	H: 3 LOB: 1 BB: 1 P: 26	R: 0 E: 0 K: 1 S: 5	H: 1 LOB: 1 BB: 0 P: 8	R: 0 E: 0 K: 2 S: 15	H: 1 LOB: 2 BB: 0 P: 20	R: 0 E: 0 K: 1 S: 11	H: 2 LOB: 2 BB: 0 P: 18	R: 1 E: 0 K: 2 S: 12	H: 1 LOB: 2 BB: 2 P: 23	1B: 4 2B: 2 3B: 1 HR: 2	SF: 1 SAC: 0 DP: 0 HBP: 0	WP: 1 PB: 0 SB: 1 CS: 0	PA: 40	
PITCHER	IP	WLS	BF	H	R	ER	SO	BB	IBB	HBP	BLK	WP	HR	S	P	ERA	WHIP				
32 Chris Young, R (1, 1) ERA: 2.89	6.0		25	5	4	4	5	1	0	0	0	0	2	57	83	6.00	1.000				
40 Kelvin Herrera, R (7, 1) ERA: 2.14	1.0		4	1	0	0	2	0	0	0	0	0	0	12	16	0.00	1.000				
17 Wade Davis, R (8, 1) ERA: 0.24	1.0	H	5	2	0	0	1	0	0	0	0	0	0	11	18	0.00	2.000				
56 Greg Holland, R (9, 1) ERA: 3.0	1.0	W	6	1	1	1	2	2	0	0	0	1	0	12	23	9.00	3.000				

Tampa Bay Rays @ Kansas City Royals
Kauffman Stadium, Kansas City, MO
Tue Jul 07 2015, 1:12 PM - 4:20 PM CDT
Att: 22,386 - Cloudy - 71 F

AB	36
R	5
H	9
RBI	4
BB	3
SO	10
LOB	16



Batter	1	2	3	4	5	6	7	8	9	AB	R	H	RBI	BB	SO	LOB	BOTTOM				
2 Alcides Escobar, R (1, 6) OBP: 0.318, SLG: 0.362										4	1	2	0	1	0	0					
4 Alex Gordon, L (1, 7) OBP: 0.387, SLG: 0.448										4	1	3	2	0	0	1					
25 Kendrys Morales, S (1, 10) OBP: 0.344, SLG: 0.456										4	1	2	2	1	0	0					
35 Eric Hosmer, L (1, 3) OBP: 0.352, SLG: 0.433										5	1	1	0	0	0	7					
15 Alex Rios, R (1, 9) OBP: 0.255, SLG: 0.270										4	1	2	0	1	0	5					
14 Omar Infante, R (1, 4) OBP: 0.246, SLG: 0.310										4	1	2	1	1	0	2					
16 Paulo Orlando, R (1, 8) OBP: 0.279, SLG: 0.410										5	2	2	4	0	0	4					
19 Cheslor Cuthbert, R (1, 5) OBP: 0.250, SLG: 0.250										4	0	1	0	0	1	1					
9 Drew Butera, R (1, 2) OBP: 0.196, SLG: 0.200										3	1	0	0	0	0	2					
Inning Stats	R: 0 E: 0 K: 0 S: 10	H: 3 LOB: 2 BB: 0 P: 16	R: 3 E: 0 K: 1 S: 11	H: 2 LOB: 1 BB: 1 P: 24	R: 0 E: 1 K: 0 S: 11	H: 3 LOB: 2 BB: 0 P: 15	R: 1 E: 0 K: 0 S: 10	H: 1 LOB: 0 BB: 0 P: 17	R: 0 E: 0 K: 0 S: 9	H: 0 LOB: 0 BB: 0 P: 12	R: 1 E: 0 K: 0 S: 10	H: 2 LOB: 2 BB: 1 P: 17	R: 0 E: 0 K: 0 S: 5	H: 1 LOB: 1 BB: 0 P: 8	R: 4 E: 0 K: 0 S: 10	H: 3 LOB: 0 BB: 1 P: 18	1B: 12 2B: 3 3B: 0 HR: 2	SF: 0 SAC: 0 DP: 3 HBP: 2	WP: 0 PB: 0 SB: 1 CS: 0	PA: 43	
PITCHER	IP	WLS	BF	H	R	ER	SO	BB	IBB	HBP	BLK	WP	HR	S	P	ERA	WHIP				
55 Matt Moore, L (1, 1) ERA: 8.0	4.1		24	9	4	4	4	0	0	0	0	0	0	50	85	8.31	2.538				
54 Steve Geltz, R (5, 1) ERA: 3.6	1.2		4	0	0	0	0	0	0	0	0	0	0	12	17	0.00	0.000				
31 Xavier Cedeño, L (7, 1) ERA: 3.28	0.1		3	1	1	1	0	1	0	0	0	0	0	4	10	27.00	6.000				
40 Kevin Jepsen, R (7, 1) ERA: 3.34	0.2		3	1	0	0	0	0	0	0	0	0	0	6	7	0.00	1.500				
50 Everett Teaford, L (8, 1) ERA: 1.69	1.0		4	1	0	0	0	0	0	0	0	0	0	5	8	0.00	1.000				

Tampa Bay Rays @ Kansas City Royals
Kauffman Stadium, Kansas City, MO
Tue Jul 07 2015, 1:12 PM - 4:20 PM CDT
Att: 22,386 - Cloudy - 71 F

AB	37
R	9
H	15
RBI	9
BB	4
SO	1
LOB	22



Batter	1	2	3	4	5	6	7	8	9	AB	R	H	RBI	BB	SO	LOB	TOP				
28 John Jaso, L (1, 10) OBP: 0.833, SLG: 1.750										3	1	2	1	1	0	0	<p>Tampa Bay Rays @ Kansas City Royals Kauffman Stadium, Kansas City, MO Tue Jul 07 2015, 7:11 PM - 10:20 PM CDT Att: 28,119 - Cloudy - 70 F</p>				
24 Grady Sizemore, L (1, 7) OBP: 0.285, SLG: 0.326										3	0	0	0	0	0	1					
9 Joey Butler, R (7, PH) OBP: 0.345, SLG: 0.444										1	0	0	0	0	0	1					
3 Evan Longoria, R (1, 5) OBP: 0.350, SLG: 0.422										4	0	1	0	0	1	1					
21 James Loney, L (1, 3) OBP: 0.326, SLG: 0.395										2	0	0	0	2	0	1					
11 Logan Forsythe, R (1, 4) OBP: 0.365, SLG: 0.425										4	0	1	0	0	2	3					
13 Asdrubal Cabrera, S (1, 6) OBP: 0.297, SLG: 0.347										4	0	0	0	0	1	1					
5 Brandon Guyer, R (1, 9) OBP: 0.358, SLG: 0.361										3	0	0	0	1	0	0					
39 Kevin Kiermaier, L (1, 8) OBP: 0.288, SLG: 0.422										4	0	1	0	0	1	2					
19 Curt Casali, R (1, 2) OBP: 0.313, SLG: 0.464										3	0	0	0	0	2	3					
Inning Stats	R: 0 E: 0 K: 0 S: 10	H: 1 LOB: 1 BB: 0 P: 18	R: 0 E: 0 K: 3 S: 17	H: 1 LOB: 2 BB: 1 P: 28	R: 1 E: 0 K: 1 S: 11	H: 1 LOB: 1 BB: 0 P: 22	R: 0 E: 0 K: 1 S: 10	H: 0 LOB: 0 BB: 0 P: 12	R: 0 E: 0 K: 0 S: 11	H: 0 LOB: 0 BB: 1 P: 21	R: 0 E: 0 K: 0 S: 7	H: 0 LOB: 0 BB: 1 P: 8	R: 0 E: 0 K: 2 S: 9	H: 0 LOB: 0 BB: 0 P: 17	R: 0 E: 0 K: 2 S: 9	H: 0 LOB: 0 BB: 0 P: 12	R: 0 E: 0 K: 0 S: 6	H: 0 LOB: 0 BB: 0 P: 9	1B: 2 2B: 2 3B: 0 HR: 1	SF: 0 SAC: 0 DP: 1 HBP: 0	WP: 0 PA: 35 SB: 0 CS: 1
PITCHER	IP WLS BF H R ER SO BB IBB HBP BLK WP HR S P ERA WHIP	5.0 23 5 1 1 5 3 0 0 0 0 1 59 101 1.80 1.600	1.1 W 5 0 0 0 0 1 0 0 0 0 0 14 22 0.00 0.750	1.2 4 0 0 0 2 0 0 0 0 0 0 11 15 0.00 0.000	1.0 3 0 0 0 0 0 0 0 0 0 0 6 9 0.00 0.000																

Batter	1	2	3	4	5	6	7	8	9	AB	R	H	RBI	BB	SO	LOB	BOTTOM				
2 Alcides Escobar, R (1, 6) OBP: 0.323, SLG: 0.367										4	2	3	1	1	1	1	<p>Tampa Bay Rays @ Kansas City Royals Kauffman Stadium, Kansas City, MO Tue Jul 07 2015, 7:11 PM - 10:20 PM CDT Att: 28,119 - Cloudy - 70 F</p>				
4 Alex Gordon, L (1, 7) OBP: 0.394, SLG: 0.459										5	0	4	4	0	0	1					
25 Kendrys Morales, S (1, 10) OBP: 0.345, SLG: 0.453										4	0	1	0	1	0	3					
35 Eric Hosmer, L (1, 3) OBP: 0.347, SLG: 0.426										5	0	0	0	0	1	6					
13 Salvador Perez, R (1, 2) OBP: 0.274, SLG: 0.443										4	0	1	0	0	1	0					
16 Paulo Orlando, R (1, 9) OBP: 0.276, SLG: 0.400										3	0	0	0	0	3	1					
14 Omar Infante, R (1, 4) OBP: 0.246, SLG: 0.309										4	1	1	0	0	0	2					
19 Cheslor Cuthbert, R (1, 5) OBP: 0.250, SLG: 0.250										4	1	1	0	0	1	1					
1 Jarrod Dyson, L (1, 8) OBP: 0.320, SLG: 0.406										2	3	1	0	2	0	0					
Inning Stats	R: 0 E: 1 K: 1 S: 8	H: 0 LOB: 1 BB: 1 P: 15	R: 0 E: 0 K: 1 S: 8	H: 1 LOB: 1 BB: 0 P: 10	R: 0 E: 0 K: 1 S: 11	H: 1 LOB: 1 BB: 0 P: 16	R: 1 E: 0 K: 2 S: 12	H: 1 LOB: 2 BB: 1 P: 26	R: 4 E: 0 K: 0 S: 27	H: 4 LOB: 2 BB: 1 P: 43	R: 0 E: 0 K: 2 S: 7	H: 0 LOB: 0 BB: 0 P: 8	R: 2 E: 0 K: 0 S: 8	H: 3 LOB: 1 BB: 0 P: 14	R: 2 E: 0 K: 0 S: 8	H: 3 LOB: 1 BB: 0 P: 14	1B: 9 2B: 2 3B: 0 HR: 0	SF: 0 SAC: 0 DP: 0 HBP: 1	WP: 0 PA: 40 SB: 1 CS: 0		
PITCHER	IP WLS BF H R ER SO BB IBB HBP BLK WP HR S P ERA WHIP	4.2 21 4 1 1 5 3 0 0 0 0 0 44 74 1.93 1.500	0.1 1 0 0 0 0 0 0 0 0 0 0 2 4 0.00 0.000	0.2 L 6 2 4 4 0 1 0 1 0 0 0 19 30 54.00 4.500	2.1 12 5 2 2 2 0 0 0 0 0 0 23 35 7.71 2.143																

Batter	1	2	3	4	5	6	7	8	9	AB R H RBI BB SO LOB	TOP									
28 John Jaso, L (1,7) OBP: 0.625, SLG: 0.917										4 0 1 1 0 0 0	<p>Tampa Bay Rays @ Kansas City Royals Kauffman Stadium, Kansas City, MO</p> <p>Thu Jul 09 2015, 1:11 PM - 4:08 PM CDT Att: 32,308 - Partly Cloudy - 75 F</p> <p>livebaseballscorecards.com</p> <p>AB 31 R 3 H 6 RBI 3 BB 5 SO 6 LOB 12</p>									
24 Grady Sizemore, L (1,9) OBP: 0.273, SLG: 0.316										4 0 0 1 0 0 1										
3 Evan Longoria, R (1,5) OBP: 0.352, SLG: 0.423										4 0 2 0 0 1 1										
21 James Loney, L (1,3) OBP: 0.333, SLG: 0.390										3 0 0 0 1 0 3										
11 Logan Forsythe, R (1,4) OBP: 0.362, SLG: 0.427										4 0 0 0 0 2 2										
7 David DeJesus, L (1,10) OBP: 0.330, SLG: 0.393										2 1 1 0 0 0 0										
9 Joey Butler, R (6,PH) OBP: 0.350, SLG: 0.442										0 0 0 0 2 0 0										
13 Asdrubal Cabrera, S (1,6) OBP: 0.275, SLG: 0.350										4 1 1 0 0 1 2										
39 Kevin Kiermaier, L (1,8) OBP: 0.291, SLG: 0.422										3 1 1 0 1 0 1										
44 René Rivera, R (1,2) OBP: 0.214, SLG: 0.296										3 0 0 1 1 2 2										
Inning Stats	R: 0 E: 0 K: 1 S: 8	H: 1 LOB: 0 BB: 0 P: 12	R: 0 E: 0 K: 1 S: 6	H: 0 LOB: 0 BB: 0 P: 10	R: 0 E: 0 K: 1 S: 7	H: 0 LOB: 0 BB: 0 P: 8	R: 0 E: 0 K: 1 S: 13	H: 1 LOB: 2 BB: 1 P: 20	R: 3 E: 1 K: 0 S: 20	H: 2 LOB: 2 BB: 2 P: 38	R: 0 E: 0 K: 2 S: 14	H: 1 LOB: 2 BB: 1 P: 24	R: 0 E: 0 K: 0 S: 10	H: 0 LOB: 1 BB: 1 P: 16	R: 0 E: 0 K: 0 S: 9	H: 0 LOB: 0 BB: 0 P: 12	1B: 4 2B: 3 HR: 0	SF: 2 SAC: 0 DP: 1 HBP: 0	WP: 1 PB: 0 SB: 0 CS: 0	PA: 38
PITCHER	IP WLS BF H R ER SO BB IBB HBP BLK WP HR S P ERA WHIP											IP WLS BF H R ER SO BB IBB HBP BLK WP HR S P ERA WHIP								
30 Yordano Ventura, R (1,1) ERA: 4.75	5.0 W 22 4 3 3 4 3 0 0 0 1 0 54 88 5.40 1.400																			
27 Brandon Finnegan, L (6,1) ERA: 2.11	1.0 5 1 0 0 2 1 0 0 0 0 0 14 24 0.00 2.000																			
46 Ryan Madson, R (7,1) ERA: 1.56	1.0 4 1 0 0 0 0 0 0 0 0 0 8 14 0.00 1.000																			
44 Luke Hochevar, R (8,1) ERA: 4.24	1.0 4 0 0 0 0 1 0 0 0 0 0 10 16 0.00 1.000																			
40 Kelvin Herrera, R (9,1) ERA: 2.08	1.0 3 0 0 0 0 0 0 0 0 0 0 9 12 0.00 0.000																			

Batter	1	2	3	4	5	6	7	8	9	AB R H RBI BB SO LOB	BOTTOM									
2 Alcides Escobar, R (1,6) OBP: 0.328, SLG: 0.372										5 1 1 0 0 0 4	<p>Tampa Bay Rays @ Kansas City Royals Kauffman Stadium, Kansas City, MO</p> <p>Thu Jul 09 2015, 1:11 PM - 4:08 PM CDT Att: 32,308 - Partly Cloudy - 75 F</p> <p>livebaseballscorecards.com</p> <p>AB 35 R 8 H 13 RBI 8 BB 0 SO 6 LOB 8</p>									
35 Eric Hosmer, L (1,3) OBP: 0.347, SLG: 0.428										4 2 2 1 0 1 1										
6 Lorenzo Cain, R (1,8) OBP: 0.371, SLG: 0.489										3 2 1 2 0 1 0										
16 Paulo Orlando, R (6,7) OBP: 0.278, SLG: 0.400										0 0 0 0 0 0 0										
25 Kendrys Morales, S (1,10) OBP: 0.345, SLG: 0.459										3 0 1 1 0 0 0										
13 Salvador Perez, R (1,2) OBP: 0.274, SLG: 0.448										4 1 1 2 0 1 1										
14 Omar Infante, R (1,4) OBP: 0.243, SLG: 0.304										4 1 1 0 0 1 1										
15 Alex Rios, R (1,9) OBP: 0.255, SLG: 0.268										4 1 2 0 0 1 0										
19 Cheslor Cuthbert, R (1,5) OBP: 0.375, SLG: 0.467										4 0 2 2 0 1 0										
1 Jarrod Dyson, L (1,7) OBP: 0.327, SLG: 0.437										4 0 2 0 0 0 1										
Inning Stats	R: 3 E: 0 K: 1 S: 10	H: 3 LOB: 0 BB: 0 P: 13	R: 1 E: 0 K: 0 S: 13	H: 2 LOB: 1 BB: 0 P: 23	R: 0 E: 0 K: 2 S: 12	H: 1 LOB: 1 BB: 0 P: 16	R: 0 E: 0 K: 2 S: 11	H: 0 LOB: 0 BB: 0 P: 16	R: 3 E: 0 K: 0 S: 20	H: 2 LOB: 0 BB: 0 P: 28	R: 0 E: 0 K: 0 S: 9	H: 1 LOB: 0 BB: 0 P: 14	R: 0 E: 0 K: 1 S: 12	H: 0 LOB: 0 BB: 0 P: 19	R: 1 E: 0 K: 0 S: 13	H: 4 LOB: 2 BB: 0 P: 20	1B: 8 2B: 2 HR: 2	SF: 1 SAC: 0 DP: 0 HBP: 1	WP: 1 PB: 0 SB: 2 CS: 0	PA: 37
PITCHER	IP WLS BF H R ER SO BB IBB HBP BLK WP HR S P ERA WHIP											IP WLS BF H R ER SO BB IBB HBP BLK WP HR S P ERA WHIP								
51 Nate Karns, R (1,1) ERA: 3.83	6.0 L 28 7 7 7 5 0 0 0 0 0 0 75 110 10.50 1.500																			
54 Steve Geltz, R (7,1) ERA: 3.51	1.0 3 0 0 0 1 0 0 0 0 0 0 12 19 0.00 0.000																			
37 Alex Colomé, R (8,1) ERA: 4.85	1.0 6 4 1 1 0 0 0 0 0 0 0 13 20 9.00 4.000																			

Batter	1	2	3	4	5	6	7	8	9	AB	R	H	RBI	BB	SO	LOB	TOP			
27 Jose Altuve, R OBP: 0.341, SLG: 0.411										4	0	1	0	0	0	0				
20 Preston Tucker, L OBP: 0.321, SLG: 0.425										4	0	1	0	0	1	1				
1 Carlos Correa, R OBP: 0.301, SLG: 0.508										4	0	0	0	0	1	1				
18 Luis Valbuena, L OBP: 0.285, SLG: 0.435										4	0	1	0	0	2	0				
Evan Gattis, R OBP: 0.271, SLG: 0.453										3	0	0	0	0	1	1				
28 Colby Rasmus, L OBP: 0.311, SLG: 0.475										3	1	1	1	0	1	1				
23 Chris Carter, R OBP: 0.305, SLG: 0.388										2	0	0	0	1	0	1				
15 Jason Castro, L OBP: 0.279, SLG: 0.364										2	0	1	0	0	1	0				
9 Marwin Gonzalez, S OBP: 0.272, SLG: 0.407										1	0	0	0	0	0	0				
3 Alex Presley, L OBP: 0.364, SLG: 0.300										0	0	0	0	0	0	0				
6 Jake Marisnick, R OBP: 0.277, SLG: 0.377										2	0	0	0	0	1	2				
16 Hank Conger, L OBP: 0.333, SLG: 0.443										1	0	0	0	0	0	0				
Inning Stats	R: 0 E: 0 K: 0 S: 7	H: 1 LOB: 0 BB: 0 P: 10	R: 1 E: 0 K: 2 S: 13	H: 2 LOB: 2 BB: 1 P: 24	R: 0 E: 0 K: 1 S: 9	H: 0 LOB: 0 BB: 0 P: 12	R: 0 E: 0 K: 1 S: 7	H: 0 LOB: 0 BB: 0 P: 8	R: 0 E: 0 K: 0 S: 6	H: 1 LOB: 0 BB: 0 P: 10	R: 0 E: 0 K: 1 S: 11	H: 1 LOB: 1 BB: 0 P: 16	R: 0 E: 0 K: 0 S: 9	H: 0 LOB: 0 BB: 0 P: 14	R: 0 E: 0 K: 2 S: 10	H: 0 LOB: 0 BB: 0 P: 12	1B: 3 2B: 1 3B: 0 HR: 1	SF: 0 SAC: 0 DP: 1 HBP: 0	WP: 0 PB: 0 SB: 0 CS: 0	PA: 31
PITCHER	IP	WLS	BF	H	R	ER	SO	BB	IBB	HBP	BLK	WP	HR	S	P	ERA	WHIP			
30 Erasmo Ramirez, R ERA: 3.63	6.0	W	21	4	1	1	5	1	0	0	0	0	1	50	77	1.50	0.833			
57 Jake McGee, L ERA: 1.45	1.1	H	5	1	0	0	1	0	0	0	0	0	0	14	19	0.00	0.750			
40 Kevin Jepsen, R ERA: 3.28	0.2	H	2	0	0	0	0	0	0	0	0	0	0	6	11	0.00	0.000			
26 Brad Boxberger, R ERA: 3.44	1.0	S	3	0	0	0	2	0	0	0	0	0	0	10	12	0.00	0.000			

Houston Astros @ Tampa Bay Rays
Tropicana Field, St. Petersburg, FL
Fri Jul 10 2015, 7:10 PM - 9:29 PM EDT
Att: 17,129 - Dome - 72 F

AB	30
R	1
H	5
RBI	1
BB	1
SO	8
LOB	7



Batter	1	2	3	4	5	6	7	8	9	AB	R	H	RBI	BB	SO	LOB	BOTTOM			
28 John Jaso, L OBP: 0.600, SLG: 0.867										3	1	1	0	1	1	0				
7 David DeJesus, L OBP: 0.326, SLG: 0.388										3	0	0	1	0	1	1				
9 Joey Butler, R OBP: 0.348, SLG: 0.440										1	0	0	0	0	0	1				
3 Evan Longoria, R OBP: 0.352, SLG: 0.420										2	0	0	1	1	0	0				
21 James Loney, L OBP: 0.333, SLG: 0.388										3	0	1	0	0	0	0				
11 Logan Forsythe, R OBP: 0.358, SLG: 0.422										3	0	0	0	0	1	2				
13 Asdrubal Cabrera, S OBP: 0.272, SLG: 0.347										3	0	0	0	0	1	0				
5 Brandon Guyer, R OBP: 0.355, SLG: 0.376										3	1	1	1	0	1	0				
39 Kevin Kiermaier, L OBP: 0.288, SLG: 0.418										3	0	0	0	0	0	0				
44 René Rivera, R OBP: 0.216, SLG: 0.297										3	1	1	0	0	1	0				
Inning Stats	R: 0 E: 0 K: 1 S: 10	H: 1 LOB: 2 BB: 1 P: 16	R: 0 E: 0 K: 2 S: 8	H: 0 LOB: 0 BB: 0 P: 11	R: 0 E: 0 K: 2 S: 12	H: 0 LOB: 0 BB: 0 P: 17	R: 0 E: 0 K: 1 S: 8	H: 0 LOB: 0 BB: 0 P: 11	R: 0 E: 0 K: 0 S: 5	H: 0 LOB: 0 BB: 0 P: 7	R: 2 E: 0 K: 0 S: 13	H: 2 LOB: 0 BB: 0 P: 23	R: 1 E: 0 K: 0 S: 8	H: 1 LOB: 0 BB: 0 P: 11	R: 0 E: 0 K: 0 S: 7	H: 0 LOB: 1 BB: 1 P: 12	1B: 2 2B: 1 3B: 0 HR: 1	SF: 0 SAC: 0 DP: 1 HBP: 0	WP: 0 PB: 0 SB: 0 CS: 0	PA: 29
PITCHER	IP	WLS	BF	H	R	ER	SO	BB	IBB	HBP	BLK	WP	HR	S	P	ERA	WHIP			
31 Collin McHugh, R ERA: 4.5	7.0	L	26	4	3	3	6	1	0	0	0	0	0	64	96	3.86	0.714			
54 Joe Thatcher, L ERA: 3.39	0.1		2	0	0	0	0	1	0	0	0	0	0	6	11	0.00	3.000			
50 Chad Qualls, R ERA: 4.97	0.2		1	0	0	0	0	0	0	0	0	0	0	1	1	0.00	0.000			

Houston Astros @ Tampa Bay Rays
Tropicana Field, St. Petersburg, FL
Fri Jul 10 2015, 7:10 PM - 9:29 PM EDT
Att: 17,129 - Dome - 72 F

AB	27
R	3
H	4
RBI	3
BB	2
SO	6
LOB	4




Batter	1	2	3	4	5	6	7	8	9	AB	R	H	RBI	BB	SO	LOB	TOP										
27 Jose Altuve, R OBP: 0.335, SLG: 0.412	F8	F8		HR		F8			G4-3	5	1	1	2	0	0	3	Houston Astros @ Tampa Bay Rays Tropicana Field, St. Petersburg, FL Sun Jul 12 2015, 1:10 PM - 3:50 PM EDT Att: 16,458 - Dome - 72 F										
9 Marvin Gonzalez, S OBP: 0.279, SLG: 0.412	G5-3		K	G5-3			G5-3		F8	4	1	1	0	1	1	0											
1 Carlos Correa, R OBP: 0.312, SLG: 0.507	G5-3			1B		F9			G5-3	3	0	1	0	1	0	1											
Evan Gattis, R OBP: 0.268, SLG: 0.444	G5-3			1B		G5-3			G5-3	4	0	1	1	0	0	2											
28 Colby Rasmus, L OBP: 0.305, SLG: 0.460				K		F8			F7	3	0	0	0	1	1	3											
23 Chris Carter, R OBP: 0.300, SLG: 0.380	F8			F8					L7	4	0	0	0	0	0	4											
0 L.J. Hoes, R OBP: 0.400, SLG: 0.400				G6-3		15 FC6			K	4	0	2	0	0	1	0											
6 Jake Marisnick, R OBP: 0.274, SLG: 0.373				K		F9			G5-3	2	0	0	0	0	1	1											
20 Preston Tucker, L OBP: 0.216, SLG: 0.417				K						2	0	0	0	0	1	1											
15 Jason Castro, L OBP: 0.283, SLG: 0.363				1B		FC6			K	3	1	1	0	1	1	1											
Inning Stats	R: 1 H: 1 E: 0 K: 0 S: 13	L: 1 LOB: 2 BB: 2 P: 24	R: 0 H: 1 E: 0 K: 1 S: 8	L: 1 LOB: 1 BB: 1 P: 12	R: 0 H: 1 E: 0 K: 2 S: 12	L: 1 LOB: 2 BB: 1 P: 22	R: 2 H: 2 E: 0 K: 0 S: 14	L: 2 LOB: 0 BB: 0 P: 18	R: 0 H: 0 E: 0 K: 1 S: 7	L: 0 LOB: 0 BB: 0 P: 12	R: 0 H: 1 E: 0 K: 1 S: 18	L: 2 LOB: 2 BB: 1 P: 28	R: 0 H: 1 E: 0 K: 0 S: 9	L: 1 LOB: 1 BB: 0 P: 16	R: 0 H: 0 E: 0 K: 1 S: 7	L: 0 LOB: 0 BB: 0 P: 11	R: 0 H: 0 E: 0 K: 1 S: 7	L: 0 LOB: 0 BB: 0 P: 11	1B: 5 2B: 1 3B: 0 HR: 1	SF: 0 SAC: 0 DP: 0 HBP: 0	WP: 0 PB: 0 SB: 0 CS: 0	PA: 38					
PITCHER	IP	WLS	BF	H	R	ER	SO	BB	IBB	HBP	BLK	WP	HR	S	P	ERA	WHIP										
55 Matt Moore, L ERA: 7.07	5.0	W	23	5	3	3	3	3	0	0	0	0	1	54	88	5.40	1.600										
47 Brandon Gomes, R ERA: 3.98	1.0	H	5	1	0	0	1	1	0	0	0	0	0	18	28	0.00	2.000										
54 Steve Geltz, R ERA: 3.4	1.0	H	4	1	0	0	0	0	0	0	0	0	0	9	16	0.00	1.000										
40 Kevin Jepsen, R ERA: 3.11	1.0	H	3	0	0	0	1	0	0	0	0	0	0	7	11	0.00	0.000										
26 Brad Boxberger, R ERA: 3.25	1.0	S	3	0	0	0	1	0	0	0	0	0	0	7	11	0.00	0.000										

Batter	1	2	3	4	5	6	7	8	9	AB	R	H	RBI	BB	SO	LOB	BOTTOM										
28 John Jaso, L OBP: 0.500, SLG: 0.636	K		K					L8-3		3	0	1	1	1	2	0	Houston Astros @ Tampa Bay Rays Tropicana Field, St. Petersburg, FL Sun Jul 12 2015, 1:10 PM - 3:50 PM EDT Att: 16,458 - Dome - 72 F										
24 Grady Sizemore, L OBP: 0.287, SLG: 0.309	K		K		FC4-6			F8		3	0	0	1	0	2	2											
5 Brandon Guyer, R OBP: 0.356, SLG: 0.373	K		K		FC4-6					1	0	0	0	0	0	1											
3 Evan Longoria, R OBP: 0.350, SLG: 0.414	K			F9		K		L8-3		4	0	0	0	0	2	3											
21 James Loney, L OBP: 0.331, SLG: 0.379				K						2	0	1	0	1	1	0											
11 Logan Forsythe, R OBP: 0.357, SLG: 0.419				FC6-4		K		G6-4-3		3	1	0	0	0	1	2											
7 David DeJesus, L OBP: 0.330, SLG: 0.401										3	2	2	1	0	1	0											
10 Jake Elmore, R OBP: 0.272, SLG: 0.303				K						3	1	1	0	0	1	1											
39 Kevin Kiermaier, L OBP: 0.283, SLG: 0.410				G6-3		G3		K		3	0	0	0	0	1	2											
19 Curt Casali, R OBP: 0.314, SLG: 0.433				F8				G4-3		2	0	0	0	1	0	0											
Inning Stats	R: 0 H: 0 E: 0 K: 3 S: 9	L: 0 LOB: 0 BB: 0 P: 14	R: 2 H: 1 E: 0 K: 1 S: 11	L: 1 LOB: 1 BB: 1 P: 19	R: 0 H: 0 E: 0 K: 2 S: 8	L: 0 LOB: 0 BB: 0 P: 11	R: 0 H: 0 E: 0 K: 2 S: 7	L: 0 LOB: 0 BB: 0 P: 8	R: 2 H: 2 E: 0 K: 1 S: 16	L: 2 LOB: 2 BB: 2 P: 28	R: 0 H: 1 E: 0 K: 1 S: 10	L: 0 LOB: 0 BB: 0 P: 13	R: 0 H: 0 E: 0 K: 1 S: 8	L: 0 LOB: 0 BB: 0 P: 11	R: 0 H: 1 E: 0 K: 0 S: 7	L: 1 LOB: 0 BB: 0 P: 10	1B: 4 2B: 1 3B: 1 HR: 0	SF: 0 SAC: 0 DP: 2 HBP: 0	WP: 1 PB: 0 SB: 0 CS: 0	PA: 30							
PITCHER	IP	WLS	BF	H	R	ER	SO	BB	IBB	HBP	BLK	WP	HR	S	P	ERA	WHIP										
43 Lance McCullers Jr., R ERA: 2.92	6.0	L	24	4	4	4	10	3	0	0	0	1	0	61	93	6.00	1.167										
36 Will Harris, R ERA: 0.87	1.0		3	0	0	0	1	0	0	0	0	0	0	8	11	0.00	0.000										
54 Joe Thatcher, L ERA: 3.38	0.0		1	1	0	0	0	0	0	0	0	0	0	1	2												
37 Pat Neshek, R ERA: 2.7	1.0		2	0	0	0	0	0	0	0	0	0	0	6	8	0.00	0.000										

Batter	1	2	3	4	5	6	7	8	9	AB	R	H	RBI	BB	SO	LOB	TOP										
28 John Jaso, L (1, 10) OBP: 0.425, SLG: 0.529	F9		PO	P3			G6-3		K	4	0	0	0	0	1	1											
24 Grady Sizemore, L (1, 9) OBP: 0.260, SLG: 0.320	F9			F7			G4-3		K	4	0	0	0	0	1	1											
3 Evan Longoria, R (1, 5) OBP: 0.342, SLG: 0.406	K			F8			F8			3	0	0	0	0	1	0											
21 James Loney, L (1, 3) OBP: 0.322, SLG: 0.361				F9			P5			3	0	1	0	0	0	0											
11 Logan Forsythe, R (1, 4) OBP: 0.363, SLG: 0.423				F8			P3			3	0	1	0	0	0	1											
7 David DeJesus, L (1, 7) OBP: 0.325, SLG: 0.390				K			P6			3	0	0	0	0	2	2											
1 Tim Beckham, R (1, 6) OBP: 0.279, SLG: 0.444							L9			3	0	1	0	0	1	1											
39 Kevin Kiermaier, L (1, 8) OBP: 0.280, SLG: 0.407				SH5-4			L1			2	0	1	0	0	0	0											
44 René Rivera, R (1, 2) OBP: 0.217, SLG: 0.300				F7			K			2	0	0	0	0	1	1											
5 Brandon Guyer, R (9, PH) OBP: 0.354, SLG: 0.387										1	0	0	0	0	1	1											
Inning Stats	R: 0 E: 0 K: 1 S: 7	H: 0 LOB: 0 BB: 0 P: 11	R: 0 E: 0 K: 1 S: 14	H: 1 LOB: 1 BB: 0 P: 22	R: 0 E: 0 K: 0 S: 9	H: 1 LOB: 0 BB: 0 P: 16	R: 0 E: 0 K: 0 S: 6	H: 0 LOB: 0 BB: 0 P: 8	R: 0 E: 0 K: 0 S: 7	H: 0 LOB: 0 BB: 0 P: 9	R: 0 E: 0 K: 1 S: 10	H: 0 LOB: 0 BB: 0 P: 13	R: 0 E: 0 K: 0 S: 10	H: 0 LOB: 0 BB: 0 P: 13	R: 0 E: 0 K: 2 S: 11	H: 1 LOB: 1 BB: 0 P: 19	R: 0 E: 0 K: 3 S: 10	H: 1 LOB: 1 BB: 0 P: 14	1B: 2 2B: 3 3B: 0 HR: 0	SF: 0 SAC: 1 DP: 1 HBP: 0	WP: 0 PB: 0 SB: 0 CS: 1	PA: 30					
PITCHER	IP	WLS	BF	H	R	ER	SO	BB	IBB	HBP	BLK	WP	HR	S	P	ERA	WHIP										
25 Marco Estrada, R (1, 1) ERA: 3.22	8.0	W	25	3	0	0	5	0	0	0	0	0	0	74	111	0.00	0.375										
54 Roberto Osuna, R (9, 1) ERA: 2.14	1.0		4	1	0	0	3	0	0	0	0	0	0	10	14	0.00	1.000										

Tampa Bay Rays @ Toronto Blue Jays
Rogers Centre, Toronto, ON
Sun Jul 19 2015, 1:08 PM - 3:37 PM EDT
Att: 41,683 - Partly Cloudy - 79 F


AB 28
R 0
H 4
RBI 0
BB 0
SO 8
LOB 8



Batter	1	2	3	4	5	6	7	8	9	AB	R	H	RBI	BB	SO	LOB	BOTTOM										
7 José Reyes, S (1, 6) OBP: 0.315, SLG: 0.390	G4-3		K					F7		4	0	1	0	0	1	0											
20 Josh Donaldson, R (1, 5) OBP: 0.321, SLG: 0.530	L9			G6-3	F9			19 HR		3	1	0	0	1	0	2											
19 José Bautista, R (1, 9) OBP: 0.382, SLG: 0.505				G6-3			G6-3	BB		4	1	2	2	0	0	0											
10 Edwin Encarnación, R (1, 10) OBP: 0.326, SLG: 0.451				F8			P5	HR		4	0	0	0	0	0	1											
30 Dioner Navarro, S (1, 2) OBP: 0.284, SLG: 0.333				L4			K			4	0	1	0	0	2	0											
14 Justin Smoak, S (1, 3) OBP: 0.329, SLG: 0.504				G4-3			K			3	1	1	0	0	1	1											
15 Chris Colabello, R (1, 7) 3 Ezequiel Carrera, L (6, 7) OBP: 0.307, SLG: 0.317				K			HR			2	1	1	2	0	1	0											
11 Kevin Pillar, R (1, 8) OBP: 0.305, SLG: 0.400				G5-3			F8			3	0	0	0	0	0	0											
29 Devon Travis, R (1, 4) OBP: 0.352, SLG: 0.487				G4-3			7 2B			2	0	0	0	1	1	0											
Inning Stats	R: 0 E: 0 K: 0 S: 9	H: 1 LOB: 1 BB: 0 P: 16	R: 0 E: 0 K: 1 S: 9	H: 0 LOB: 0 BB: 0 P: 12	R: 0 E: 0 K: 1 S: 10	H: 0 LOB: 0 BB: 0 P: 14	R: 0 E: 0 K: 0 S: 7	H: 0 LOB: 0 BB: 0 P: 13	R: 2 E: 0 K: 1 S: 16	H: 3 LOB: 2 BB: 1 P: 26	R: 0 E: 0 K: 1 S: 9	H: 1 LOB: 1 BB: 0 P: 13	R: 0 E: 0 K: 2 S: 8	H: 0 LOB: 0 BB: 0 P: 12	R: 2 E: 0 K: 1 S: 17	H: 1 LOB: 0 BB: 1 P: 27	1B: 3 2B: 1 3B: 0 HR: 2	SF: 0 SAC: 0 DP: 0 HBP: 0	WP: 0 PB: 0 SB: 0 CS: 0	PA: 32							
PITCHER	IP	WLS	BF	H	R	ER	SO	BB	IBB	HBP	BLK	WP	HR	S	P	ERA	WHIP										
22 Chris Archer, R (1, 1) ERA: 2.73	7.0	L	27	5	2	2	6	1	0	0	0	0	0	68	106	2.57	0.857										
47 Brandon Gomes, R (8, 1) ERA: 4.06	0.2		4	1	2	2	0	1	0	0	0	0	1	14	23	27.00	3.000										
31 Xavier Cedeño, L (8, 1) ERA: 3.24	0.1		1	0	0	0	1	0	0	0	0	0	0	3	4	0.00	0.000										

Tampa Bay Rays @ Toronto Blue Jays
Rogers Centre, Toronto, ON
Sun Jul 19 2015, 1:08 PM - 3:37 PM EDT
Att: 41,683 - Partly Cloudy - 79 F

AB 30
R 4
H 6
RBI 4
BB 2
SO 7
LOB 4



Batter	1	2	3	4	5	6	7	8	9	AB	R	H	RBI	BB	SO	LOB	TOP						
24 Grady Sizemore, L (1,9) OBP: 0.274, SLG: 0.329 9 Joey Butler, R (7,PH) OBP: 0.338, SLG: 0.425 31 Xavier Cedeño, L (7,1) 10 Jake Elmore, R (8,6) OBP: 0.264, SLG: 0.294											2	1	2	0	1	0	0	Tampa Bay Rays @ Philadelphia Phillies Citizens Bank Park, Philadelphia, PA Mon Jul 20 2015, 7:07 PM - 9:51 PM EDT Att: 20,148 - Partly Cloudy - 92 F					
11 Logan Forsythe, R (1,4) OBP: 0.364, SLG: 0.425										3	0	1	2	1	1	2							
3 Evan Longoria, R (1,5) OBP: 0.339, SLG: 0.401										4	0	0	0	0	0	3							
21 James Loney, L (1,3) OBP: 0.314, SLG: 0.352										4	0	0	0	0	0	3							
7 David DeJesus, L (1,7) OBP: 0.324, SLG: 0.385										3	0	0	0	1	1	1							
1 Tim Beckham, R (1,6) OBP: 0.272, SLG: 0.431 28 John Jaso, L (8,PH) OBP: 0.415, SLG: 0.514 54 Steve Geltz, R (8,1)										3	0	0	0	0	1	3							
39 Kevin Kiermaier, L (1,8) OBP: 0.283, SLG: 0.418										4	2	2	0	0	1	0							
19 Curt Casali, R (1,2) OBP: 0.286, SLG: 0.459										4	0	0	0	0	3	2							
55 Matt Moore, L (1,1) 37 Alex Colomé, R (5,1) 5 Brandon Guyer, R (7,PH) OBP: 0.355, SLG: 0.388 (7,9)										1	0	0	0	0	0	0							
Inning Stats	R: 0 E: 0 K: 1 S: 11	H: 1 LOB: 3 BB: 2 P: 20	R: 2 E: 0 K: 0 S: 13	H: 2 LOB: 1 BB: 1 P: 21	R: 0 E: 0 K: 0 S: 6	H: 0 LOB: 0 BB: 0 P: 8	R: 0 E: 0 K: 1 S: 15	H: 0 LOB: 0 BB: 0 P: 19	R: 0 E: 0 K: 0 S: 7	H: 1 LOB: 0 BB: 0 P: 8	R: 0 E: 0 K: 1 S: 5	H: 0 LOB: 0 BB: 0 P: 8	R: 1 E: 0 K: 3 S: 17	H: 2 LOB: 1 BB: 0 P: 25	R: 0 E: 1 K: 1 S: 7	H: 0 LOB: 1 BB: 0 P: 9	R: 0 E: 0 K: 2 S: 14		H: 0 LOB: 0 BB: 0 P: 14	1B: 3 2B: 2 3B: 1 HR: 0	SF: 0 SAC: 1 DP: 1 HBP: 0	WP: 0 PB: 0 SB: 1 CS: 0	PA: 36
PITCHER	IP WLS BF H R ER SO BB IBB HBP BLK WP HR S P ERA WHIP	6.1 W 27 6 3 3 4 3 0 0 0 0 0 67 98 4.26 1.421	0.1 H 1 0 0 0 1 0 0 0 0 0 0 4 6 0.00 0.000	1.0 H 4 0 0 0 1 0 0 0 0 0 0 7 9 0.00 0.000	1.0 S 3 0 0 0 2 0 0 0 0 0 0 14 14 0.00 0.000																		

AB	32
R	3
H	6
RBI	3
BB	3
SO	9
LOB	16



Batter	1	2	3	4	5	6	7	8	9	AB	R	H	RBI	BB	SO	LOB	BOTTOM					
16 César Hernández, S (1,4) OBP: 0.365, SLG: 0.369										4	1	2	2	0	0	1	Tampa Bay Rays @ Philadelphia Phillies Citizens Bank Park, Philadelphia, PA Mon Jul 20 2015, 7:07 PM - 9:51 PM EDT Att: 20,148 - Partly Cloudy - 92 F					
2 Ben Revere, L (1,7) OBP: 0.334, SLG: 0.377										4	0	0	0	0	3							
7 Maikel Franco, R (1,5) OBP: 0.337, SLG: 0.441 58 Jonathan Papelbon, R (9,1)										4	1	2	1	0	1							
3 Jeff Francoeur, R (1,9) OBP: 0.297, SLG: 0.453										3	1	2	0	1	0							
18 Darin Ruf, R (1,3) OBP: 0.281, SLG: 0.373										3	1	1	1	1	0							
13 Freddy Galvis, S (1,6) OBP: 0.314, SLG: 0.347										2	0	0	0	1	2							
37 Odúbel Herrera, L (1,8) OBP: 0.302, SLG: 0.409										3	1	1	0	0	1							
29 Cameron Rupp, R (1,2) OBP: 0.283, SLG: 0.307										3	0	0	0	0	3							
55 David Buchanan, R (1,1) OBP: 0.306, SLG: 0.299 63 Jake Diekman, R (7,1) 57 Luis García, R (7,1) 9 Dominic Brown, L (7,PH) 46 Jeanmar Gómez, R (8,1) 4 Andrés Blanco, S (9,9) OBP: 0.306, SLG: 0.515										1	0	0	0	1	1	0						
Inning Stats	R: 0 E: 0 K: 1 S: 11	H: 0 LOB: 0 BB: 0 P: 18	R: 3 E: 0 K: 0 S: 17	H: 2 LOB: 3 BB: 3 P: 36	R: 0 E: 0 K: 0 S: 6	H: 2 LOB: 0 BB: 0 P: 7	R: 0 E: 0 K: 0 S: 6	H: 0 LOB: 0 BB: 0 P: 11	R: 2 E: 0 K: 2 S: 14	H: 4 LOB: 2 BB: 0 P: 21	R: 0 E: 0 K: 1 S: 6	H: 0 LOB: 0 BB: 1 P: 12	R: 0 E: 0 K: 0 S: 7	H: 1 LOB: 0 BB: 0 P: 9	R: 0 E: 0 K: 0 S: 4	H: 0 LOB: 0 BB: 0 P: 7		1B: 7 2B: 1 3B: 1 HR: 0	SF: 0 SAC: 0 DP: 2 HBP: 0	WP: 1 PB: 0 SB: 0 CS: 1	PA: 32	
PITCHER	IP WLS BF H R ER SO BB IBB HBP BLK WP HR S P ERA WHIP	4.2 L 20 4 3 4 3 0 0 0 0 0 0 12 22 0.00 3.000	1.1 W 6 3 1 0 1 1 0 0 0 0 0 7 9 0.00 1.000	1.0 S 3 0 0 0 0 0 0 0 0 0 0 4 7 0.00 0.000																		

AB	28
R	5
H	9
RBI	4
BB	4
SO	4
LOB	11



Batter	1	2	3	4	5	6	7	8	9	AB	R	H	RBI	BB	SO	LOB	TOP					
28 John Jaso, L (1,7) OBP: 0.422, SLG: 0.538										4	0	2	0	0	0	1	Tampa Bay Rays @ Philadelphia Phillies Citizens Bank Park, Philadelphia, PA Tue Jul 21 2015, 7:07 PM - 9:59 PM EDT Att: 28,703 - Cloudy - 85 F					
57 Jake McGee, L (7,1)										0	0	0	0	0	0	0						
40 Kevin Jepsen, R (8,1)										0	0	0	0	0	0	0						
1 Tim Beckham, R (9,6) OBP: 0.272, SLG: 0.431										0	0	0	0	0	0	0						
20 Steven Souza Jr., R (1,9) OBP: 0.297, SLG: 0.411										4	0	0	0	0	4	3						
3 Evan Longoria, R (1,5) OBP: 0.335, SLG: 0.396										4	0	0	0	0	1	1						
21 James Loney, L (1,3) OBP: 0.307, SLG: 0.344										4	0	0	0	0	0	1						
11 Logan Forsythe, R (1,4) OBP: 0.366, SLG: 0.425										3	0	1	0	1	0	0						
39 Kevin Kiermaier, L (1,8) OBP: 0.280, SLG: 0.412										4	0	0	0	0	1	2						
10 Jake Elmore, R (1,6) OBP: 0.254, SLG: 0.292										4	0	1	0	0	0	1						
26 Brad Boxberger, R (9,1)										0	0	0	0	0	0	0						
44 René Rivera, R (1,2) OBP: 0.217, SLG: 0.299										4	0	1	0	0	3	2						
51 Nate Karns, R (1,1) OBP: 0.250, SLG: 1.000										2	1	1	1	0	1	1						
54 Steve Geltz, R (6,1)										0	0	0	0	0	0	0						
31 Xavier Cedeño, L (6,1)										0	0	0	0	0	0	0						
9 Joey Butler, R (7,PH) OBP: 0.341, SLG: 0.428										1	0	1	0	0	0	0						
5 Brandon Guyer, R (7,7) OBP: 0.355, SLG: 0.388										0	0	0	0	0	0	0						
Inning Stats	R: 0 E: 0 K: 2 S: 12	H: 1 LOB: 1 BB: 0 P: 18	R: 0 E: 0 K: 1 S: 9	H: 1 LOB: 1 BB: 0 P: 11	R: 1 E: 0 K: 1 S: 10	H: 1 LOB: 0 BB: 0 P: 14	R: 0 E: 0 K: 0 S: 6	H: 0 LOB: 0 BB: 0 P: 8	R: 0 E: 0 K: 2 S: 15	H: 2 LOB: 2 BB: 1 P: 22	R: 0 E: 0 K: 0 S: 7	H: 0 LOB: 1 BB: 1 P: 15	R: 0 E: 0 K: 1 S: 11	H: 1 LOB: 1 BB: 0 P: 16	R: 0 E: 0 K: 1 S: 9	H: 0 LOB: 0 BB: 0 P: 16	R: 0 E: 0 K: 2 S: 13	H: 1 LOB: 1 BB: 0 P: 13	1B: 5 2B: 1 3B: 0 HR: 1	SF: 0 SAC: 0 DP: 0 HBP: 0	WP: 0 PB: 0 SB: 0 CS: 0	PA: 35
PITCHER	IP WLS BF H R ER SO BB IBB HBP BLK WP HR S P ERA WHIP																					
27 Aaron Nola, R (1,1) ERA: 1.5	6.0 L 24 5 1 1 6 1 0 0 0 0 0 1 59 88 1.50 1.000																					
57 Luis García, R (7,1) ERA: 3.5	1.0 4 1 0 0 1 0 0 0 0 0 0 0 11 16 0.00 1.000																					
46 Jeanmar Gómez, R (8,1) ERA: 2.33	1.0 4 1 0 0 1 0 0 0 0 0 0 0 12 19 0.00 1.000																					
63 Jake Diekman, L (9,1) ERA: 5.05	1.0 3 0 0 0 2 0 0 0 0 0 0 0 10 10 0.00 0.000																					

Batter	1	2	3	4	5	6	7	8	9	AB	R	H	RBI	BB	SO	LOB	BOTTOM					
37 Odúbel Herrera, L (1,8) OBP: 0.302, SLG: 0.404										3	0	0	0	1	1	1	Tampa Bay Rays @ Philadelphia Phillies Citizens Bank Park, Philadelphia, PA Tue Jul 21 2015, 7:07 PM - 9:59 PM EDT Att: 28,703 - Cloudy - 85 F					
13 Freddy Galvis, S (1,6) OBP: 0.313, SLG: 0.349										4	0	1	0	0	1	1						
16 César Hernández, S (1,4) OBP: 0.359, SLG: 0.362										4	0	0	0	0	1	2						
6 Ryan Howard, L (1,3) OBP: 0.269, SLG: 0.442										4	0	0	0	0	2	3						
25 Cody Asche, L (1,7) OBP: 0.278, SLG: 0.349										3	0	0	0	1	1	0						
9 Dominic Brown, L (1,9) OBP: 0.271, SLG: 0.253										4	0	2	0	0	0	0						
4 Andrés Blanco, S (1,5) OBP: 0.356, SLG: 0.500										2	0	0	0	0	0	1						
29 Cameron Rupp, R (1,2) OBP: 0.284, SLG: 0.302										2	0	0	0	1	1	2						
27 Aaron Nola, R (1,1) OBP: 0.500, SLG: 0.500										2	0	1	0	0	1	2						
57 Luis García, R (7,1) ERA: 3.33										0	0	0	0	0	0	0						
3 Jeff Francoeur, R (7,PH) OBP: 0.296, SLG: 0.450										1	0	0	0	0	1	2						
46 Jeanmar Gómez, R (8,1)										0	0	0	0	0	0	0						
63 Jake Diekman, R (9,1) ERA: 2.95										0	0	0	0	0	0	0						
Inning Stats	R: 0 E: 0 K: 1 S: 7	H: 0 LOB: 1 BB: 1 P: 14	R: 0 E: 0 K: 2 S: 19	H: 1 LOB: 2 BB: 1 P: 29	R: 0 E: 0 K: 0 S: 14	H: 1 LOB: 1 BB: 0 P: 23	R: 0 E: 0 K: 1 S: 8	H: 0 LOB: 0 BB: 0 P: 11	R: 0 E: 0 K: 0 S: 6	H: 1 LOB: 0 BB: 0 P: 8	R: 0 E: 0 K: 1 S: 10	H: 0 LOB: 0 BB: 0 P: 14	R: 0 E: 0 K: 1 S: 10	H: 1 LOB: 2 BB: 1 P: 15	R: 0 E: 0 K: 2 S: 9	H: 0 LOB: 0 BB: 0 P: 13	R: 0 E: 0 K: 1 S: 9	H: 0 LOB: 0 BB: 0 P: 10	1B: 3 2B: 1 3B: 0 HR: 0	SF: 0 SAC: 0 DP: 1 HBP: 1	WP: 0 PB: 0 SB: 0 CS: 1	PA: 34
PITCHER	IP WLS BF H R ER SO BB IBB HBP BLK WP HR S P ERA WHIP																					
51 Nate Karns, R (1,1) ERA: 3.47	5.0 W 19 3 0 0 0 0 0 0 0 0 0 0 7 9 0.00 0.000																					
54 Steve Geltz, R (6,1) ERA: 3.33	0.1 H 2 0 0 0 0 0 0 0 0 0 0 0 7 9 0.00 0.000																					
31 Xavier Cedeño, L (6,1) ERA: 3.04	0.2 H 1 0 0 0 1 0 0 0 0 0 0 0 3 5 0.00 0.000																					
57 Jake McGee, L (7,1) ERA: 1.25	1.0 H 5 1 0 0 1 1 0 0 0 0 0 0 10 15 0.00 2.000																					
40 Kevin Jepsen, R (8,1) ERA: 2.95	1.0 H 3 0 0 0 2 0 0 0 0 0 0 0 9 13 0.00 0.000																					
PITCHER	IP WLS BF H R ER SO BB IBB HBP BLK WP HR S P ERA WHIP																					
26 Brad Boxberger, R (9,1) ERA: 3.08	1.0 S 3 0 0 0 1 0 0 0 0 0 0 0 9 10 0.00 0.000																					

AB	34
R	1
H	7
RBI	1
BB	1
SO	10
LOB	12



AB	29
R	0
H	4
RBI	0
BB	3
SO	9
LOB	14



Batter	1	2	3	4	5	6	7	8	9	AB	R	H	RBI	BB	SO	LOB	TOP				
9 David Lough, L (1.7) OBP: 0.269, SLG: 0.363	P6		19 HR		F8			E4		4	2	2	0	0	0	0					
19 Chris Davis, L (1.10) OBP: 0.321, SLG: 0.487	F7		1B		K			L8		4	1	1	4	0	1	0					
13 Manny Machado, R (1.5) OBP: 0.369, SLG: 0.530	G5-3		G5-3					F8		4	0	0	0	0	0	0					
10 Adam Jones, R (1.8) OBP: 0.326, SLG: 0.488		L9						F7		4	0	2	0	0	0	0					
32 Matt Wieters, S (1.2) OBP: 0.263, SLG: 0.396		K			G6-3			G4-3		4	0	0	0	0	1	2					
3 Ryan Flaherty, L (1.3) OBP: 0.318, SLG: 0.382		L8			F8			F7		4	0	0	0	0	0	1					
2 J.J. Hardy, R (1.6) OBP: 0.272, SLG: 0.346					P3			F7		4	1	1	0	0	0	0					
23 Travis Snider, L (1.9) OBP: 0.320, SLG: 0.351					F8			F8		3	0	0	0	0	0	2					
6 Jonathan Schoop, R (1.4) OBP: 0.286, SLG: 0.541					K			G5-4-3		3	1	1	0	0	1	1					
Inning Stats	R: 0 E: 0 K: 0 S: 6	H: 0 LOB: 0 BB: 7 P: 7	R: 0 E: 0 K: 1 S: 7	H: 0 LOB: 0 BB: 0 P: 11	R: 4 E: 0 K: 0 S: 23	H: 5 LOB: 1 BB: 0 P: 34	R: 0 E: 0 K: 0 S: 6	H: 0 LOB: 0 BB: 0 P: 6	R: 0 E: 0 K: 2 S: 9	H: 1 LOB: 1 BB: 0 P: 9	R: 0 E: 1 K: 0 S: 5	H: 0 LOB: 0 BB: 0 P: 8	R: 1 E: 1 K: 0 S: 6	H: 1 LOB: 0 BB: 0 P: 10	R: 0 E: 0 K: 0 S: 6	H: 0 LOB: 0 BB: 9 P: 9	1B: 4 2B: 1 3B: 1 HR: 1	SF: 0 SAC: 0 DP: 1 HBP: 0	WP: 0 PB: 0 SB: 0 CS: 0	PA: 34	
PITCHER	IP	WLS	BF	H	R	ER	SO	BB	IBB	HBP	BLK	WP	HR	S	P	ERA	WHIP				
30 Erasmo Ramirez, R (1.1) ERA: 3.74	7.1	L	29	7	5	5	3	0	0	0	0	0	1	65	95	6.14	0.955				
54 Steve Geltz, R (8.1) ERA: 3.29	0.2		2	0	0	0	0	0	0	0	0	0	0	3	4	0.00	0.000				
47 Brandon Gomes, R (9.1) ERA: 4.45	1.0		3	0	0	0	0	0	0	0	0	0	0	6	9	0.00	0.000				

Baltimore Orioles @ Tampa Bay Rays
Tropicana Field, St. Petersburg, FL
Sat Jul 25 2015, 6:11 PM - 8:32 PM EDT
Att: 24,327 - Dome - 72 F

AB 34
R 5
H 7
RBI 4
BB 0
SO 3
LOB 6

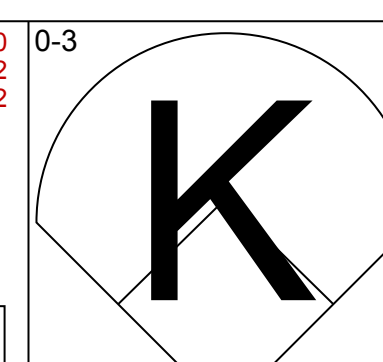
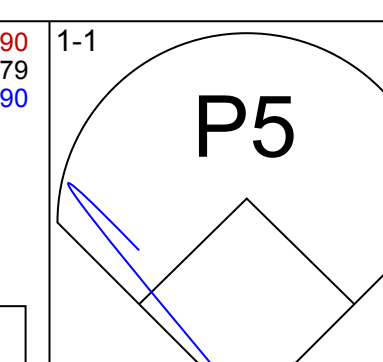
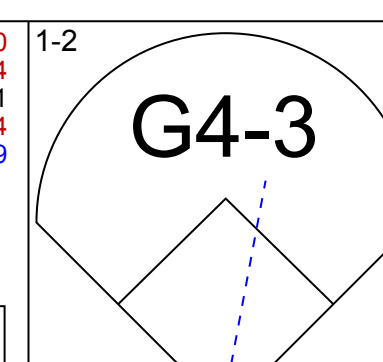
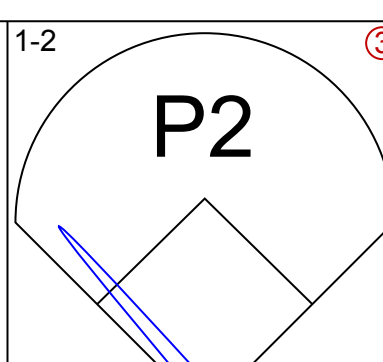
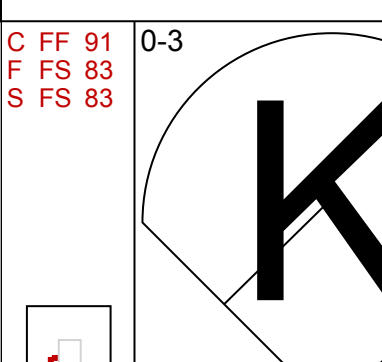
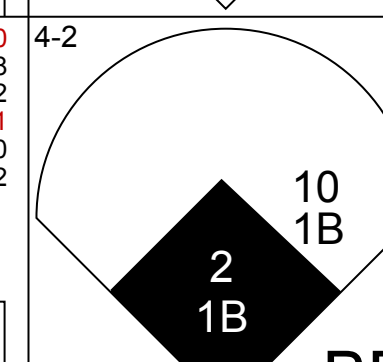
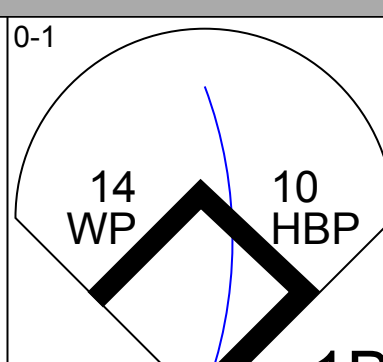
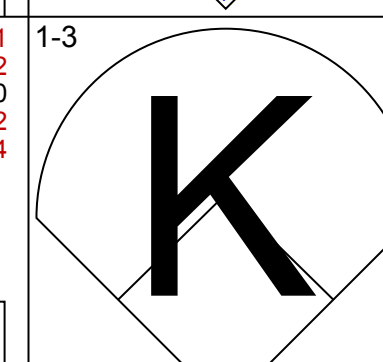
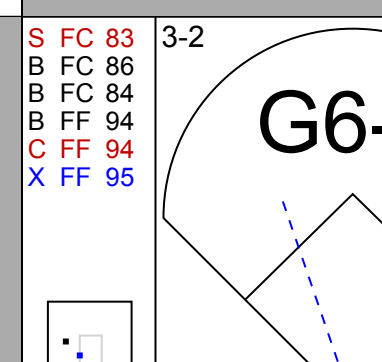
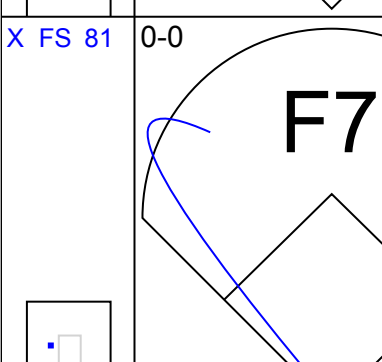
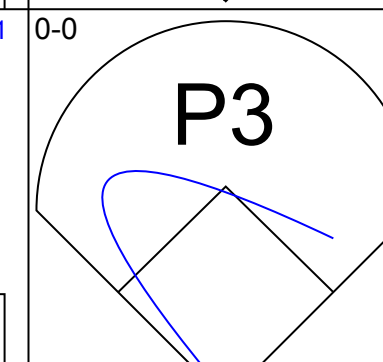
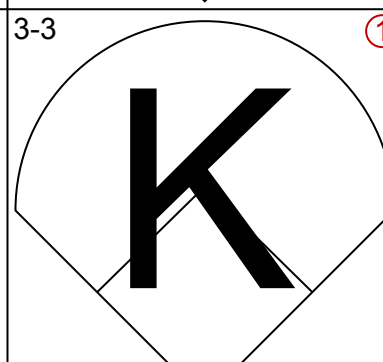
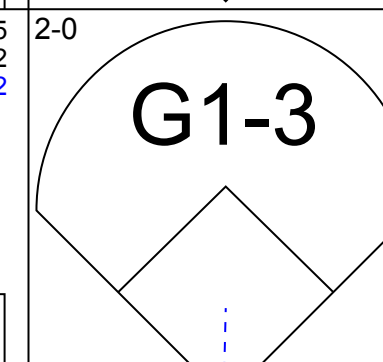
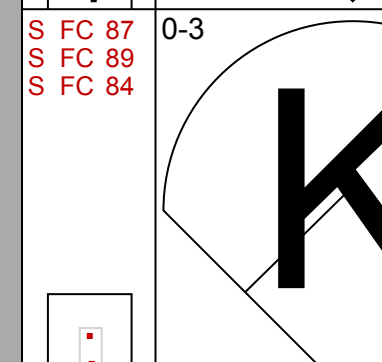
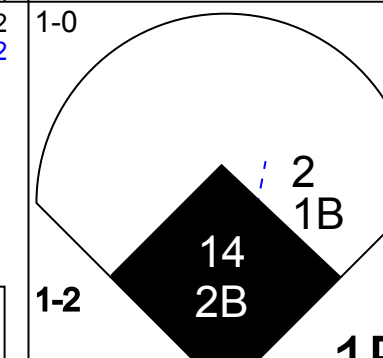
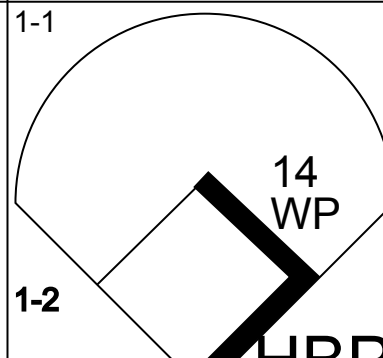

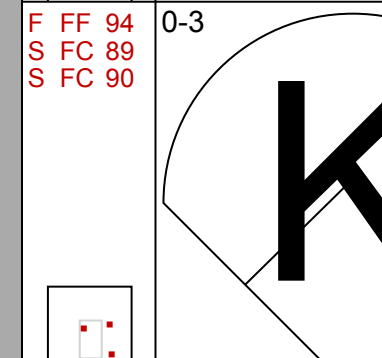
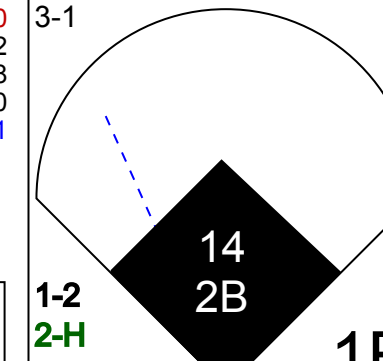
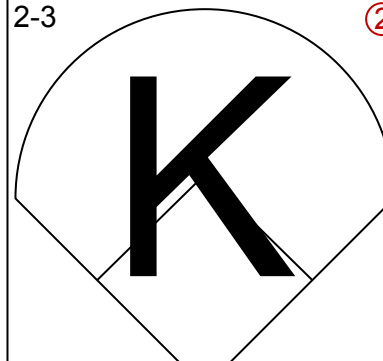

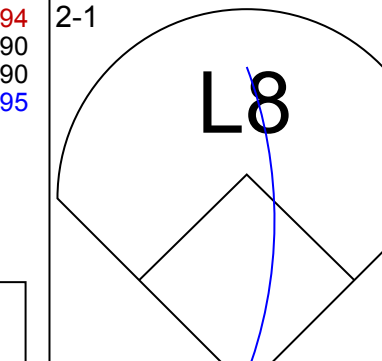
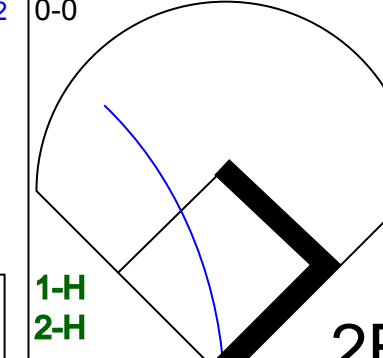
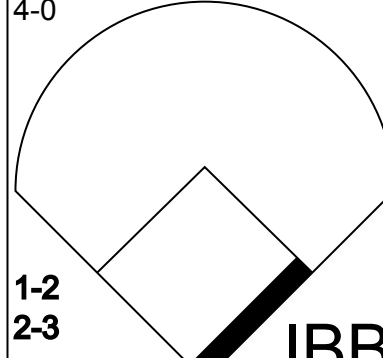

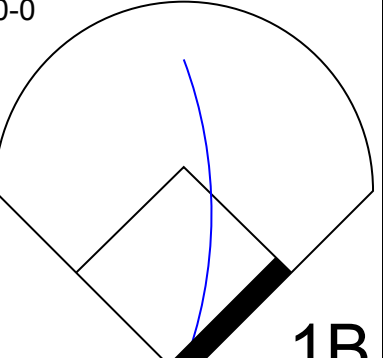
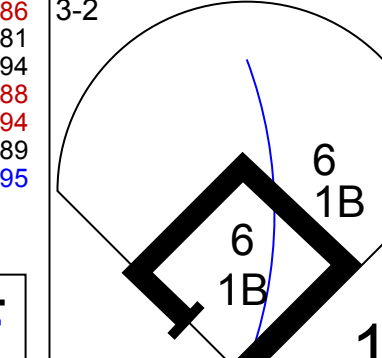
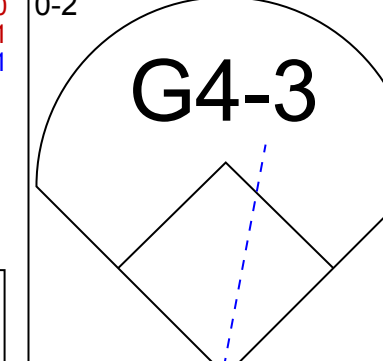
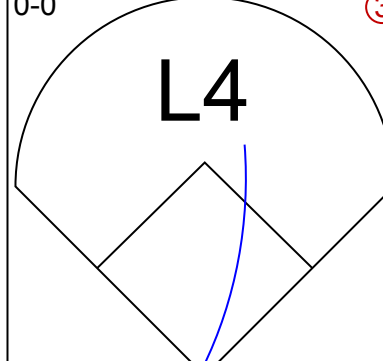

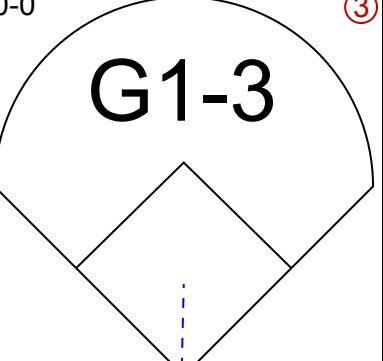
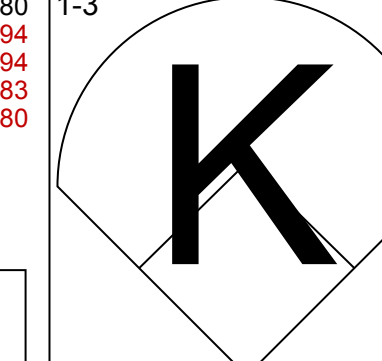
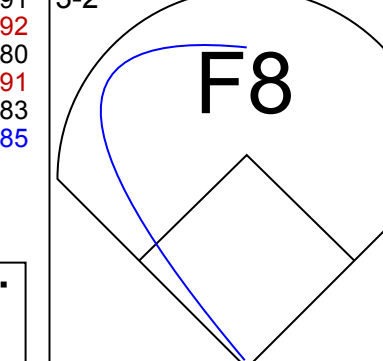
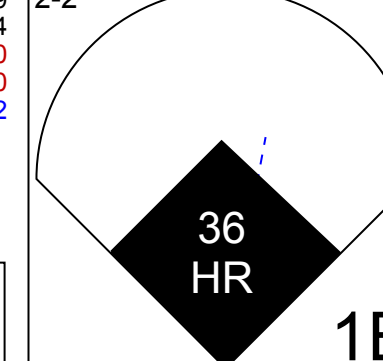
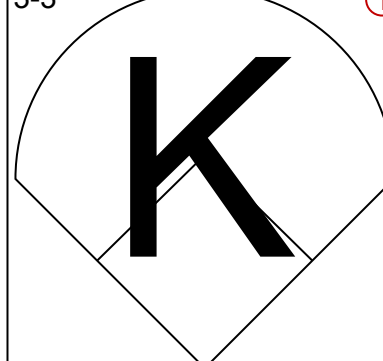
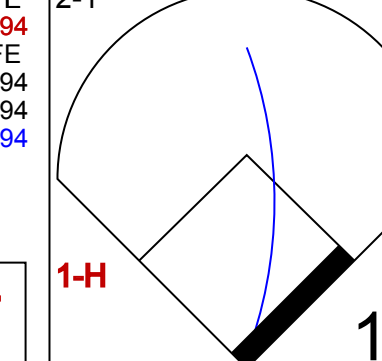
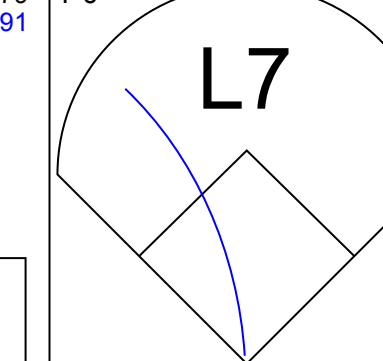
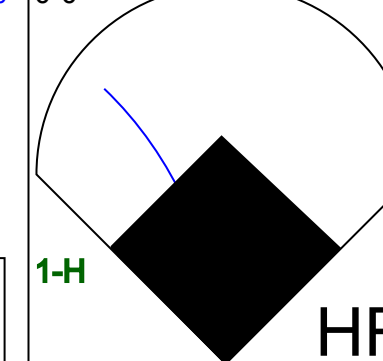
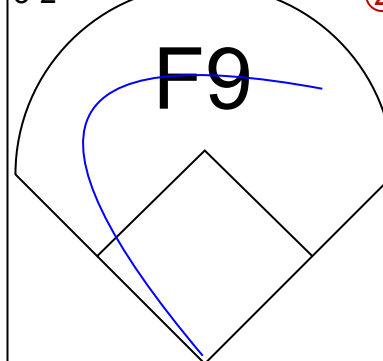
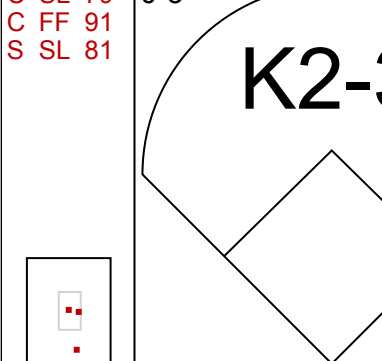


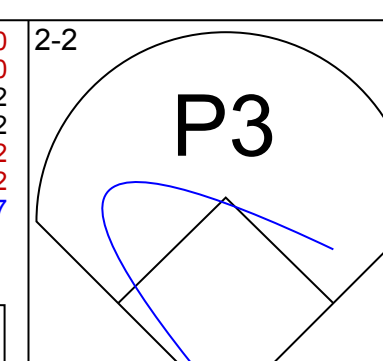
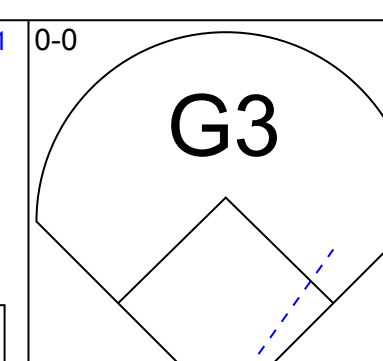
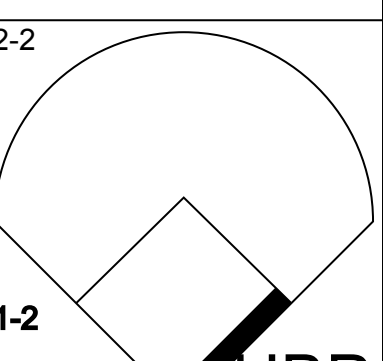
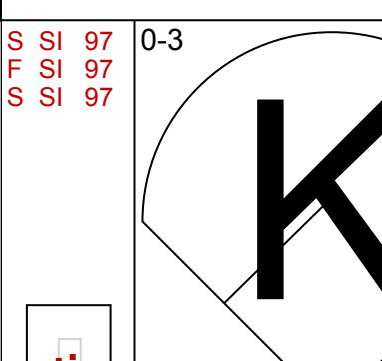
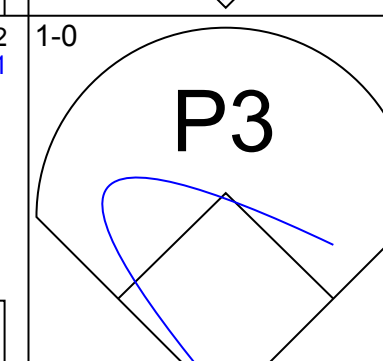
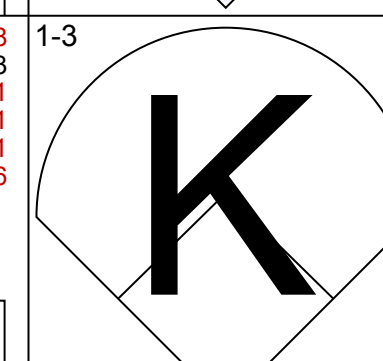
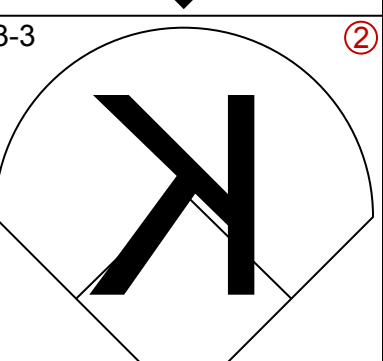
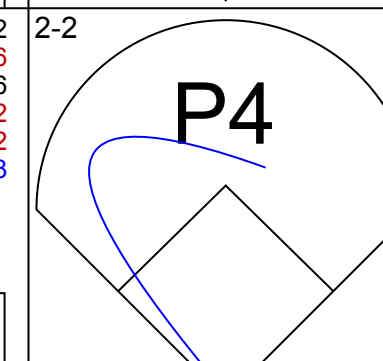
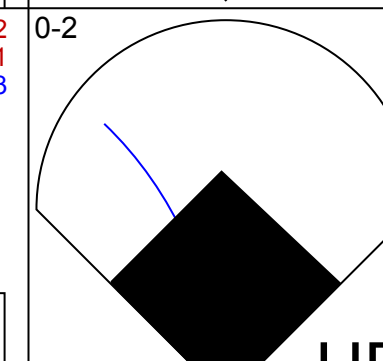
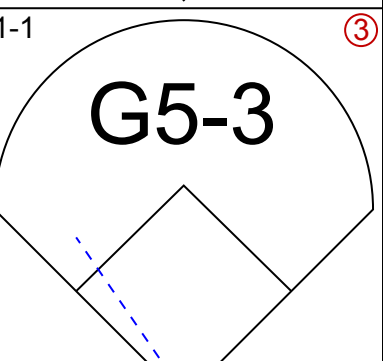

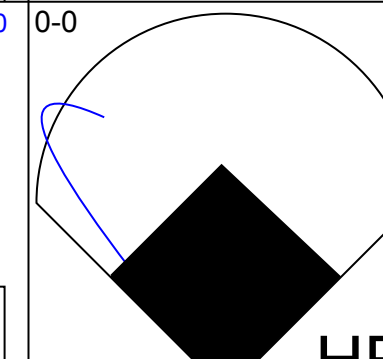


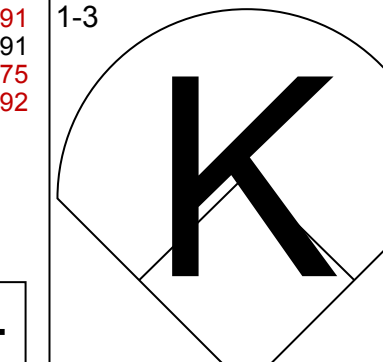
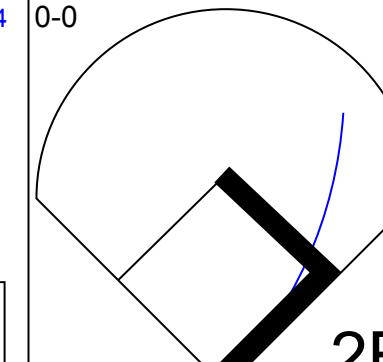

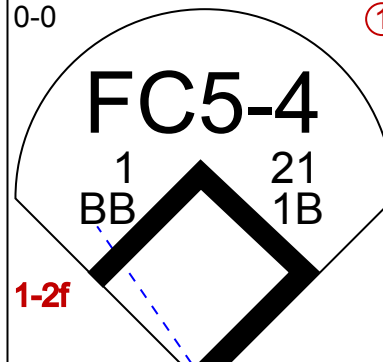
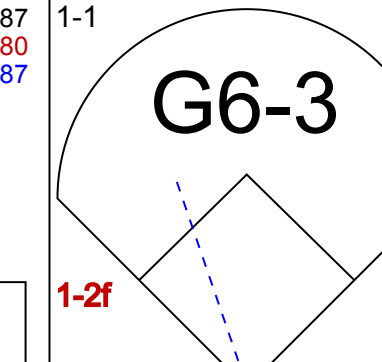
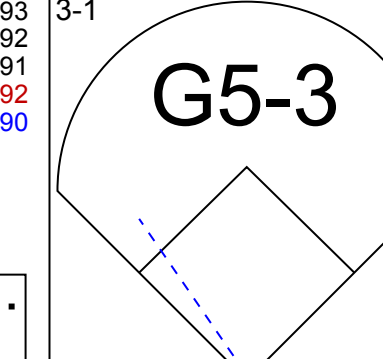
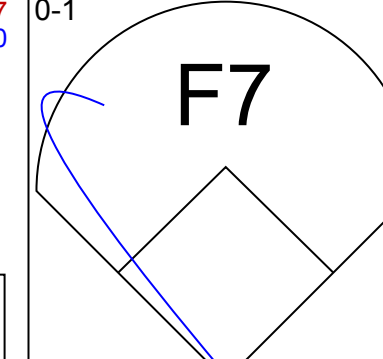
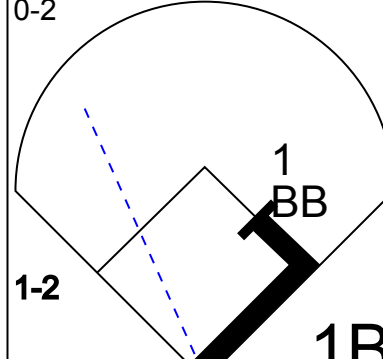
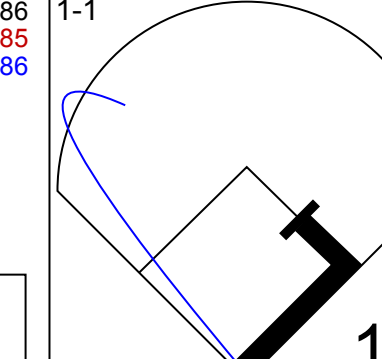


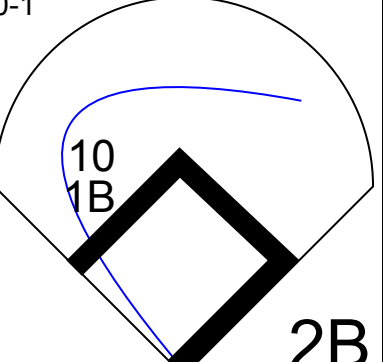



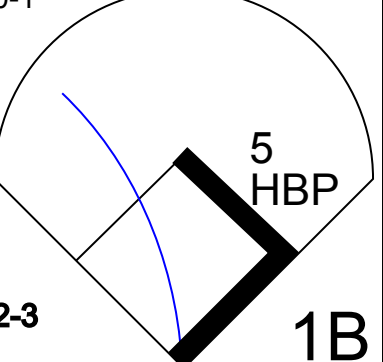



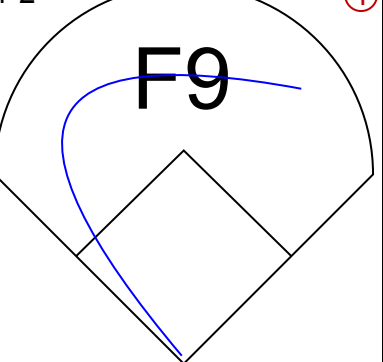
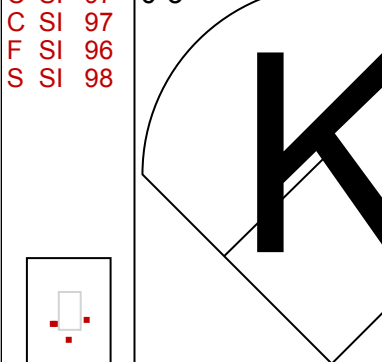
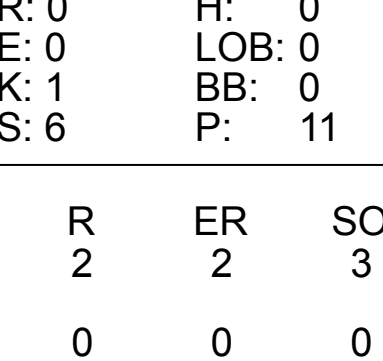
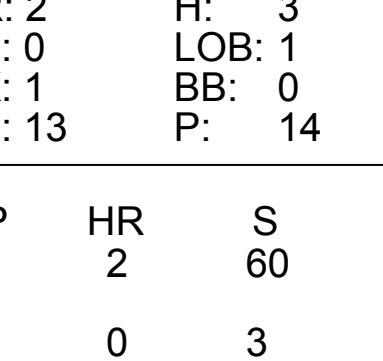
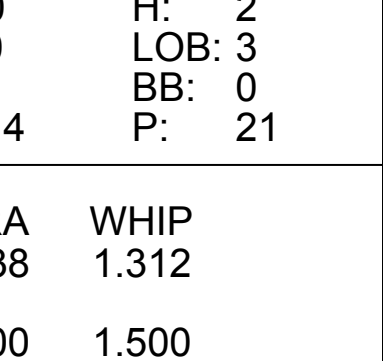
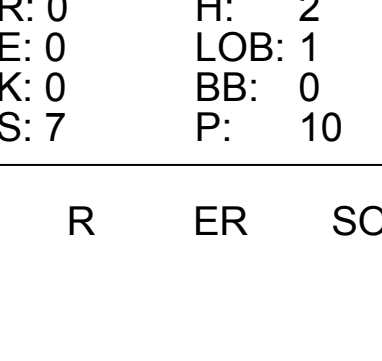




Batter	1	2	3	4	5	6	7	8	9	AB	R	H	RBI	BB	SO	LOB	BOTTOM					
20 Steven Souza Jr., R (1.9) OBP: 0.294, SLG: 0.401	G3		K			G5-3		G5-3		4	0	0	0	0	1	1						
28 John Jaso, L (1.10) OBP: 0.497, SLG: 0.511	L7		K			2B		G3		4	0	1	0	0	1	1						
3 Evan Longoria, R (1.5) OBP: 0.334, SLG: 0.402	2B					G6-3		F9		4	0	1	0	0	0	1						
21 James Loney, L (1.3) OBP: 0.305, SLG: 0.335	L9					L8		G4-3		4	0	1	0	0	0	2						
11 Logan Forsythe, R (1.4) OBP: 0.365, SLG: 0.432	L6					FC6-4		K		4	0	0	0	0	1	1						
7 David DeJesus, L (1.7) OBP: 0.324, SLG: 0.377	P5					L9		G3		3	0	0	0	0	0	1						
1 Tim Beckham, R (1.6) OBP: 0.293, SLG: 0.440	K					G4-3		P3		3	0	0	0	0	1	0						
39 Kevin Kiermaier, L (1.8) OBP: 0.285, SLG: 0.411						K		F9		3	0	1	0	0	1	0						
19 Curt Casali, R (1.2) OBP: 0.289, SLG: 0.525						G5-3		HR		3	1	1	1	0	1	1						
Inning Stats	R: 0 E: 0 K: 0 S: 7	H: 1 LOB: 1 BB: 0 P: 11	R: 0 E: 0 K: 1 S: 6	H: 0 LOB: 0 BB: 0 P: 13	R: 0 E: 0 K: 3 S: 12	H: 1 LOB: 1 BB: 0 P: 17	R: 0 E: 0 K: 0 S: 8	H: 1 LOB: 1 BB: 0 P: 12	R: 0 E: 0 K: 1 S: 13	H: 0 LOB: 0 BB: 0 P: 19	R: 0 E: 0 K: 0 S: 6	H: 1 LOB: 1 BB: 0 P: 12	R: 0 E: 0 K: 0 S: 7	H: 0 LOB: 0 BB: 0 P: 9	R: 1 E: 0 K: 0 S: 13	H: 1 LOB: 0 BB: 0 P: 21	R: 0 E: 0 K: 1 S: 8	H: 0 LOB: 0 BB: 0 P: 13	1B: 2 2B: 2 3B: 0 HR: 1	SF: 0 SAC: 0 DP: 0 HBP: 0	WP: 0 PB: 0 SB: 0 CS: 0	PA: 32
PITCHER	IP	WLS	BF	H	R	ER	SO	BB	IBB	HBP	BLK	WP	HR	S	P	ERA	WHIP					
50 Miguel González, R (1.1) ERA: 3.99	7.2	W	28	5	1	1	5	0	0	0	0	0	0	12	107	1.17	0.652					
65 Chaz Roe, R (8.1) ERA: 2.3	1.1		4	0	0	0	1	0	0	0	0	0	0	12	20	0.00	0.000					

Baltimore Orioles @ Tampa Bay Rays
Tropicana Field, St. Petersburg, FL
Sat Jul 25 2015, 6:11 PM - 8:32 PM EDT
Att: 24,327 - Dome - 72 F

AB 32
R 1
H 5
RBI 1
BB 0
SO 6
LOB 8



Batter	1	2	3	4	5	6	7	8	9	AB	R	H	RBI	BB	SO	LOB	TOP			
9 David Lough, L (1, 7) OBP: 0.298, SLG: 0.347										5	0	0	0	0	2	0	Baltimore Orioles @ Tampa Bay Rays Tropicana Field, St. Petersburg, FL Sun Jul 26 2015, 1:11 PM - 3:53 PM EDT Att: 18,613 - Dome - 72 F			
19 Chris Davis, L (1, 10) OBP: 0.322, SLG: 0.484										4	1	1	0	1	1	0				
13 Manny Machado, R (1, 5) OBP: 0.365, SLG: 0.524										4	0	0	0	0	2	2				
10 Adam Jones, R (1, 8) OBP: 0.331, SLG: 0.490										3	1	2	0	0	1	0				
2 J.J. Hardy, R (1, 6) OBP: 0.271, SLG: 0.344										4	1	1	1	0	1	3				
14 Nolan Reimold, R (1, 9) OBP: 0.326, SLG: 0.417										3	0	3	2	1	0	0				
3 Ryan Flaherty, L (1, 3) OBP: 0.311, SLG: 0.374										4	0	0	0	0	1	6				
6 Jonathan Schoop, R (1, 4) OBP: 0.296, SLG: 0.538										4	1	2	0	0	1	0				
36 Caleb Joseph, R (1, 2) OBP: 0.311, SLG: 0.395										4	1	1	2	0	1	0				
Inning Stats	R: 3 H: 3 E: 0 K: 1 S: 13	H: 3 LOB: 1 BB: 1 P: 21	R: 0 H: 0 E: 0 K: 0 S: 6	H: 0 LOB: 0 BB: 0 P: 11	R: 0 H: 1 E: 0 K: 2 S: 11	H: 1 LOB: 3 BB: 1 P: 21	R: 2 H: 2 E: 0 K: 1 S: 13	H: 2 LOB: 1 BB: 0 P: 15	R: 0 H: 0 E: 0 K: 1 S: 11	H: 0 LOB: 0 BB: 0 P: 18	R: 0 H: 0 E: 0 K: 2 S: 9	H: 0 LOB: 0 BB: 0 P: 12	R: 0 H: 2 E: 0 K: 1 S: 12	H: 2 LOB: 2 BB: 0 P: 20	R: 0 H: 0 E: 0 K: 2 S: 7	H: 0 LOB: 0 BB: 0 P: 7	1B: 8 2B: 1 HR: 1	SF: 0 SAC: 0 DP: 1 HBP: 1	WP: 1 PB: 0 SB: 0 CS: 0	PA: 38
PITCHER	IP WLS BF H R ER SO BB IBB HBP BLK WP HR S P ERA WHIP	IP WLS BF H R ER SO BB IBB HBP BLK WP HR S P ERA WHIP	IP WLS BF H R ER SO BB IBB HBP BLK WP HR S P ERA WHIP	IP WLS BF H R ER SO BB IBB HBP BLK WP HR S P ERA WHIP	IP WLS BF H R ER SO BB IBB HBP BLK WP HR S P ERA WHIP	IP WLS BF H R ER SO BB IBB HBP BLK WP HR S P ERA WHIP	IP WLS BF H R ER SO BB IBB HBP BLK WP HR S P ERA WHIP	IP WLS BF H R ER SO BB IBB HBP BLK WP HR S P ERA WHIP	IP WLS BF H R ER SO BB IBB HBP BLK WP HR S P ERA WHIP	IP WLS BF H R ER SO BB IBB HBP BLK WP HR S P ERA WHIP	IP WLS BF H R ER SO BB IBB HBP BLK WP HR S P ERA WHIP	IP WLS BF H R ER SO BB IBB HBP BLK WP HR S P ERA WHIP	IP WLS BF H R ER SO BB IBB HBP BLK WP HR S P ERA WHIP	IP WLS BF H R ER SO BB IBB HBP BLK WP HR S P ERA WHIP	IP WLS BF H R ER SO BB IBB HBP BLK WP HR S P ERA WHIP	IP WLS BF H R ER SO BB IBB HBP BLK WP HR S P ERA WHIP	ERA WHIP	ERA WHIP	ERA WHIP	ERA WHIP
55 Matt Moore, L (1, 1) ERA: 7.61	5.0 L	25 8	5 5	4 4	1 1	1 1	0 0	1 1	54 87	9.00 1.800										
37 Alex Colomé, R (6, 1) ERA: 4.42	3.0	10 2	0 0	4 4	0 0	0 0	0 0	0 0	32 50	0.00 0.667										
47 Brandon Gomes, R (9, 1) ERA: 4.32	1.0	3 0	0 0	2 2	0 0	0 0	0 0	0 0	7 7	0.00 0.000										

Batter	1	2	3	4	5	6	7	8	9	AB	R	H	RBI	BB	SO	LOB	BOTTOM					
5 Brandon Guyer, R (1, 8) OBP: 0.355, SLG: 0.379										2	0	0	0	0	0	0	Baltimore Orioles @ Tampa Bay Rays Tropicana Field, St. Petersburg, FL Sun Jul 26 2015, 1:11 PM - 3:53 PM EDT Att: 18,613 - Dome - 72 F					
39 Kevin Kiermaier, L (7, PH) OBP: 0.283, SLG: 0.408										3	0	0	0	1	2	3						
20 Steven Souza Jr., R (1, 9) OBP: 0.294, SLG: 0.397										4	1	1	1	0	1	4						
3 Evan Longoria, R (1, 10) OBP: 0.333, SLG: 0.408										3	1	2	1	1	0	0						
11 Logan Forsythe, R (1, 4) OBP: 0.369, SLG: 0.443										3	1	2	1	1	0	0						
9 Joey Butler, R (1, 7) OBP: 0.345, SLG: 0.435										3	0	1	0	0	1	1						
7 David DeJesus, L (8, PH) OBP: 0.323, SLG: 0.376										1	0	0	0	0	0	1						
21 James Loney, L (1, 3) OBP: 0.309, SLG: 0.339										4	0	2	0	0	0	1						
1 Tim Beckham, R (1, 6) OBP: 0.299, SLG: 0.446										3	0	1	0	1	1	0						
10 Jake Elmore, R (1, 5) OBP: 0.263, SLG: 0.294										3	0	1	0	1	0	2						
19 Curt Casali, R (1, 2) OBP: 0.277, SLG: 0.500										2	0	0	0	0	0	2						
28 John Jaso, L (7, PH) OBP: 0.400, SLG: 0.500										1	0	0	0	0	0	0						
44 René Rivera, R (8, 2) OBP: 0.210, SLG: 0.289										1	0	0	0	0	1	1						
Inning Stats	R: 0 H: 0 E: 0 K: 0 S: 10	H: 0 LOB: 0 BB: 0 P: 15	R: 0 H: 0 E: 0 K: 1 S: 6	H: 0 LOB: 0 BB: 0 P: 11	R: 0 H: 0 E: 0 K: 0 S: 6	H: 0 LOB: 0 BB: 0 P: 10	R: 2 H: 3 E: 0 K: 1 S: 13	H: 3 LOB: 1 BB: 0 P: 14	R: 0 H: 2 E: 0 K: 1 S: 14	H: 2 LOB: 3 BB: 0 P: 21	R: 0 H: 1 E: 0 K: 0 S: 14	H: 1 LOB: 2 BB: 2 P: 22	R: 0 H: 0 E: 0 K: 1 S: 8	H: 0 LOB: 1 BB: 1 P: 17	R: 0 H: 2 E: 0 K: 0 S: 7	H: 2 LOB: 0 BB: 0 P: 10	R: 0 H: 0 E: 0 K: 3 S: 12	H: 0 LOB: 1 BB: 1 P: 16	1B: 4 2B: 2 HR: 2	SF: 0 SAC: 0 DP: 1 HBP: 1	WP: 0 PB: 0 SB: 0 CS: 0	PA: 37
PITCHER	IP WLS BF H R ER SO BB IBB HBP BLK WP HR S P ERA WHIP	IP WLS BF H R ER SO BB IBB HBP BLK WP HR S P ERA WHIP	IP WLS BF H R ER SO BB IBB HBP BLK WP HR S P ERA WHIP	IP WLS BF H R ER SO BB IBB HBP BLK WP HR S P ERA WHIP	IP WLS BF H R ER SO BB IBB HBP BLK WP HR S P ERA WHIP	IP WLS BF H R ER SO BB IBB HBP BLK WP HR S P ERA WHIP	IP WLS BF H R ER SO BB IBB HBP BLK WP HR S P ERA WHIP	IP WLS BF H R ER SO BB IBB HBP BLK WP HR S P ERA WHIP	IP WLS BF H R ER SO BB IBB HBP BLK WP HR S P ERA WHIP	IP WLS BF H R ER SO BB IBB HBP BLK WP HR S P ERA WHIP	IP WLS BF H R ER SO BB IBB HBP BLK WP HR S P ERA WHIP	IP WLS BF H R ER SO BB IBB HBP BLK WP HR S P ERA WHIP	IP WLS BF H R ER SO BB IBB HBP BLK WP HR S P ERA WHIP	IP WLS BF H R ER SO BB IBB HBP BLK WP HR S P ERA WHIP	IP WLS BF H R ER SO BB IBB HBP BLK WP HR S P ERA WHIP	IP WLS BF H R ER SO BB IBB HBP BLK WP HR S P ERA WHIP	ERA WHIP	ERA WHIP	ERA WHIP	ERA WHIP		
16 Wei-Yin Chen, L (1, 1) ERA: 2.88	5.1 W	24 8	2 2	2 2	0 0	1 1	0 0	0 0	3 7	0.00 1.500												
29 Tommy Hunter, R (6, 1) ERA: 3.5	0.2 H	2 0	0 0	0 0	0 0	0 0	0 0	0 0	3 7	0.00 1.000												
35 Brad Brach, R (7, 1) ERA: 2.89	1.0 H	4 0	0 0	0 0	1 1	0 0	0 0	0 0	8 17	0.00 2.000												
56 Darren O'Day, R (8, 1) ERA: 1.47	1.0 H	3 2	0 0	0 0	0 0	0 0	0 0	0 0	7 10	0.00 1.000												
53 Zack Britton, L (9, 1) ERA: 1.59	1.0 S	4 0	0 0	0 0	3 3	1 1	0 0	0 0	12 16	0.00 1.000												

AB	35
R	5
H	10
RBI	5
BB	2
SO	10
LOB	11



AB	32
R	2
H	8
RBI	2
BB	4
SO	7
LOB	16



Batter	1	2	3	4	5	6	7	8	9	AB	R	H	RBI	BB	SO	LOB	TOP										
3 Ian Kinsler, R (1.4) OBP: 0.343, SLG: 0.403	F7			G5-3		F9		52 WP 52 1B		4	1	1	0	0	0	0											
52 Yoenis Cespedes, R (1.7) OBP: 0.319, SLG: 0.492	F8			G4-3			HR	1B		4	1	2	2	0	0	0											
41 Victor Martinez, S (1.10) OBP: 0.332, SLG: 0.389	G4-3			1B			28 FC6-4 1B	K		4	0	2	0	0	0	1											
28 J.D. Martinez, R (1.9) OBP: 0.342, SLG: 0.544	F7			P3			FC6-4 13 BB 1-2	K		4	0	0	0	0	0	1											
9 Nick Castellanos, R (1.5) OBP: 0.291, SLG: 0.395	G6-3			F9			K	K		4	0	0	0	0	0	2											
13 Alex Avila, L (1.2) OBP: 0.336, SLG: 0.277	G1-3			K						2	0	0	0	0	2	1											
1 Jose Iglesias, R (1.6) OBP: 0.362, SLG: 0.397	G5-3			K			BB	F7		4	0	0	0	0	0	1											
17 Andrew Romine, S (1.3) OBP: 0.333, SLG: 0.385	K			G1-6-3				G5-3		2	0	0	0	0	0	1											
20 Rajai Davis, R (8,PH) OBP: 0.311, SLG: 0.397	K			G1-3				K		1	0	0	0	0	0	0											
12 Anthony Gose, L (1.8) OBP: 0.319, SLG: 0.377	L7									2	0	0	0	0	0	0											
55 Jefry Marte, R (8,PH) OBP: 0.200, SLG: 0.333										1	0	0	0	0	0	1											
Inning Stats	R: 0 E: 0 K: 0 S: 6	H: 0 LOB: 0 BB: 0 P: 10	R: 0 E: 0 K: 0 S: 6	H: 0 LOB: 0 BB: 0 P: 9	R: 0 E: 0 K: 1 S: 10	H: 0 LOB: 0 BB: 0 P: 12	R: 0 E: 0 K: 0 S: 5	H: 1 LOB: 1 BB: 0 P: 9	R: 0 E: 0 K: 2 S: 8	H: 0 LOB: 0 BB: 0 P: 12	R: 0 E: 0 K: 0 S: 10	H: 0 LOB: 0 BB: 0 P: 14	R: 1 E: 0 K: 1 S: 13	H: 2 LOB: 2 BB: 1 P: 23	R: 1 E: 0 K: 2 S: 21	H: 2 LOB: 1 BB: 0 P: 31	R: 0 E: 0 K: 2 S: 11	H: 0 LOB: 1 BB: 1 P: 17	1B: 4 2B: 0 3B: 0 HR: 1	SF: 0 SAC: 0 DP: 0 HBP: 0	WP: 1 PB: 0 SB: 0 CS: 0	PA: 34					
PITCHER	IP	WLS	BF	H	R	ER	SO	BB	IBB	HBP	BLK	WP	HR	S	P	ERA	WHIP										
51 Nate Karns, R (1.1) ERA: 3.37	6.0	W	21	3	1	1	3	0	0	0	0	0	1	49	71	1.50	0.500										
40 Kevin Jepsen, R (7.1) ERA: 2.51	1.0	H	4	0	0	0	1	1	0	0	0	0	0	9	18	0.00	1.000										
57 Jake McGee, L (8.1) ERA: 1.46	1.0	H	5	2	1	1	2	0	0	0	0	1	0	21	31	9.00	2.000										
26 Brad Boxberger, R (9.1) ERA: 3.1	1.0	S	4	0	0	0	2	1	0	0	0	0	0	11	17	0.00	1.000										

Detroit Tigers @ Tampa Bay Rays
Tropicana Field, St. Petersburg, FL
Mon Jul 27 2015, 7:11 PM - 10:16 PM EDT
Att: 13,348 - Dome - 72 F

AB	32
R	2
H	5
RBI	2
BB	2
SO	8
LOB	7



Batter	1	2	3	4	5	6	7	8	9	AB	R	H	RBI	BB	SO	LOB	BOTTOM										
28 John Jaso, L (1.10) OBP: 0.397, SLG: 0.480	G3 11 CS 3 WP			G1-3		F8		K		2	0	0	0	1	0	0											
9 Joey Butler, R (7.10) OBP: 0.342, SLG: 0.431	G3			G6-3		F9		K		2	0	0	0	0	2	2											
David DeJesus, L (1.7) OBP: 0.323, SLG: 0.375	G3			G6-3		F9		K		3	1	1	0	0	0	1											
5 Brandon Guyer, R (7.8) OBP: 0.353, SLG: 0.377	G3			G6-3		F9		K		1	0	0	0	0	0	2											
3 Evan Longoria, R (1.5) OBP: 0.337, SLG: 0.413	G3			G6-3		F9		K		3	0	2	0	1	0	1											
21 James Loney, L (1.3) OBP: 0.308, SLG: 0.337	F9			K						4	0	1	0	0	1	4											
11 Logan Forsythe, R (1.4) OBP: 0.370, SLG: 0.444	CS			K						4	0	2	1	0	1	1											
20 Steven Souza Jr., R (1.9) OBP: 0.296, SLG: 0.399	L5			K						3	2	1	0	1	1	3											
39 Kevin Kiermaier, L (1.8) OBP: 0.294, SLG: 0.411	F7			K						3	0	1	1	0	1	1											
10 Jake Elmore, R (7.7) OBP: 0.263, SLG: 0.284	F7			K						0	0	0	0	0	0	0											
1 Tim Beckham, R (1.6) OBP: 0.298, SLG: 0.448	P4			K						4	0	1	0	0	2	3											
19 Curt Casali, R (1.2) OBP: 0.314, SLG: 0.652	HR			K						4	2	3	3	0	1	1											
Inning Stats	R: 0 E: 0 K: 0 S: 11	H: 0 LOB: 1 BB: 2 P: 24	R: 0 E: 0 K: 0 S: 11	H: 1 LOB: 1 BB: 0 P: 19	R: 1 E: 0 K: 1 S: 10	H: 2 LOB: 1 BB: 0 P: 16	R: 1 E: 0 K: 3 S: 14	H: 2 LOB: 1 BB: 0 P: 25	R: 1 E: 0 K: 1 S: 16	H: 3 LOB: 2 BB: 0 P: 22	R: 0 E: 0 K: 2 S: 14	H: 2 LOB: 2 BB: 0 P: 21	R: 0 E: 0 K: 0 S: 9	H: 1 LOB: 0 BB: 0 P: 13	R: 2 E: 0 K: 2 S: 13	H: 1 LOB: 1 BB: 1 P: 22	1B: 6 2B: 4 3B: 0 HR: 2	SF: 0 SAC: 1 DP: 1 HBP: 0	WP: 1 PB: 0 SB: 0 CS: 1	PA: 38							
PITCHER	IP	WLS	BF	H	R	ER	SO	BB	IBB	HBP	BLK	WP	HR	S	P	ERA	WHIP										
19 Anibal Sanchez, R (1.1) ERA: 4.61	5.1	L	25	8	3	3	6	2	0	0	0	0	1	67	113	5.06	1.875										
62 Al Alburquerque, R (6.1) ERA: 3.19	0.0		2	2	0	0	0	0	0	0	0	0	0	4	6												
46 Ian Krol, L (6.1) ERA: 5.5	0.2		2	0	0	0	1	0	0	0	0	0	0	5	8	0.00	0.000										
30 Alex Wilson, R (7.1) ERA: 1.84	1.0		3	1	0	0	0	0	0	0	0	0	0	9	13	0.00	1.000										
43 Bruce Rondón, R (8.1) ERA: 8.25	1.0		5	1	2	2	2	1	0	0	0	0	1	13	22	18.00	2.000										

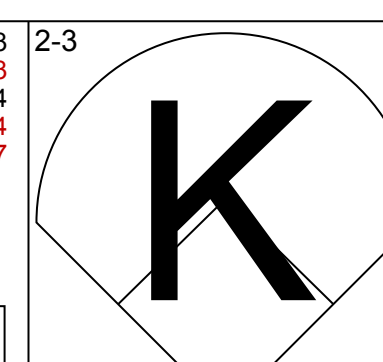
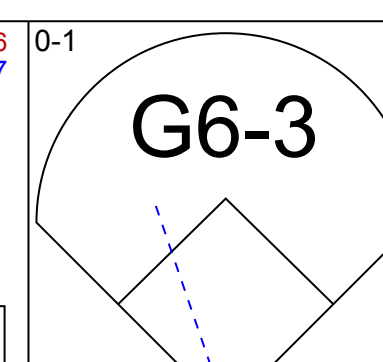
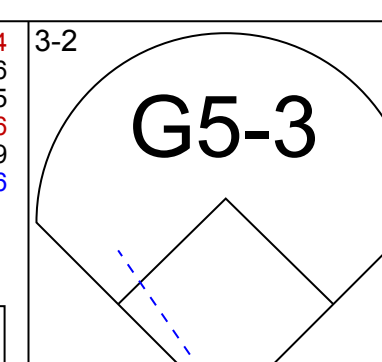
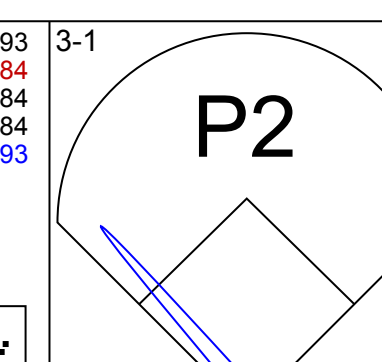
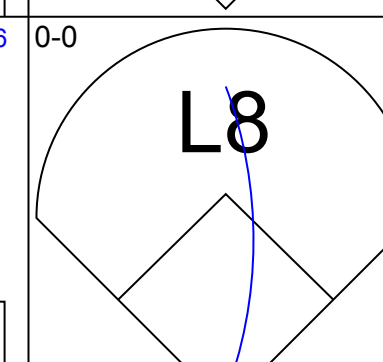
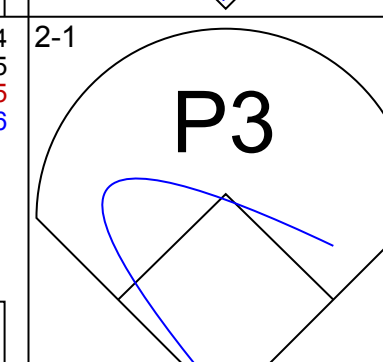
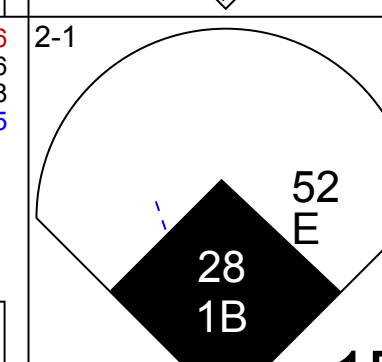
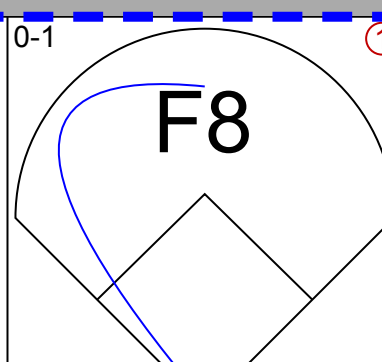
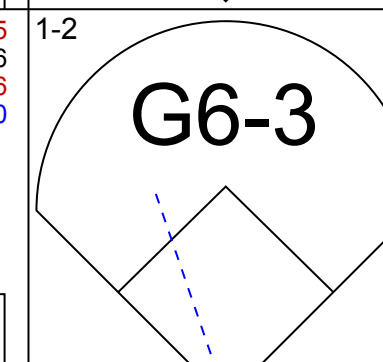
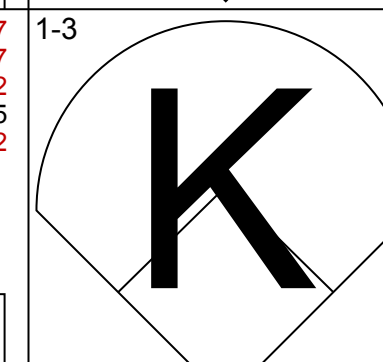
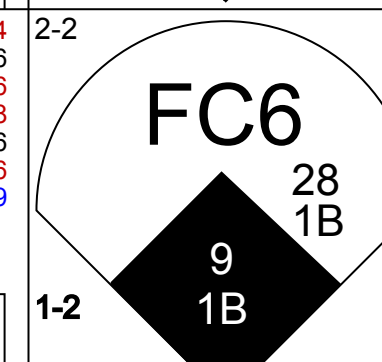
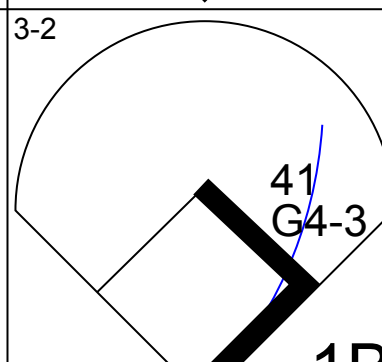

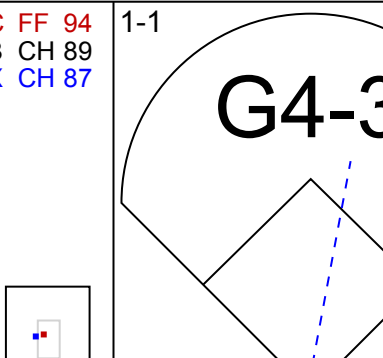
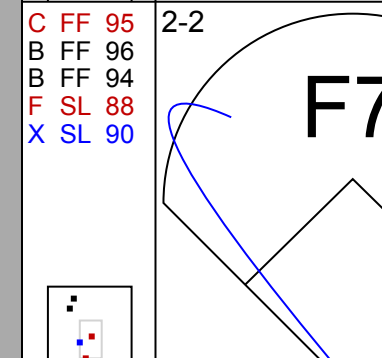
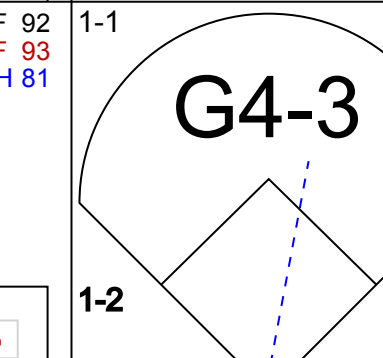

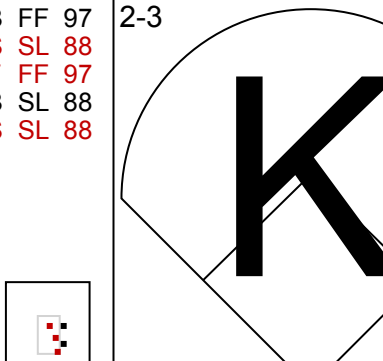
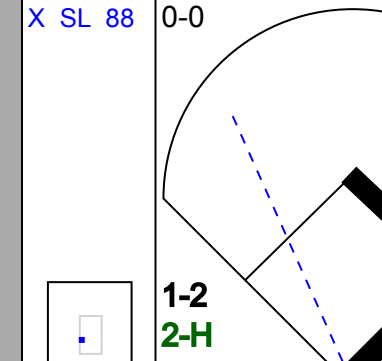
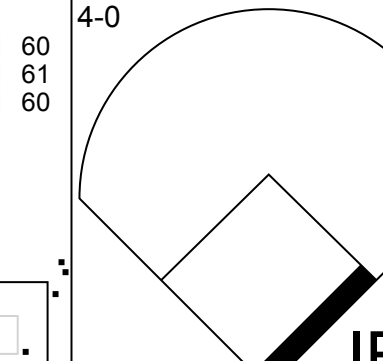

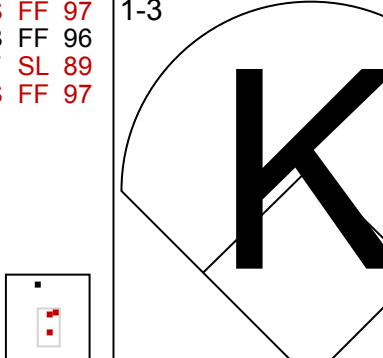
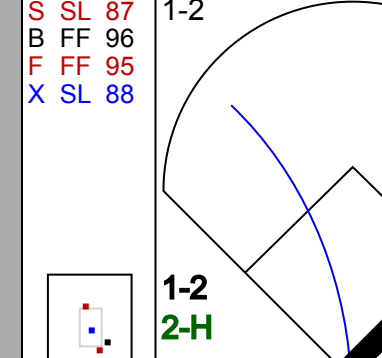
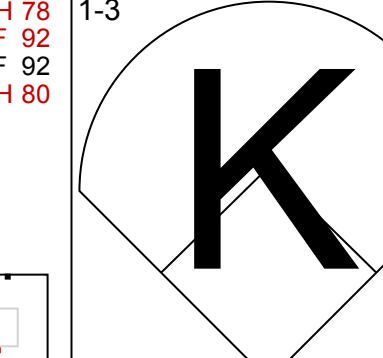

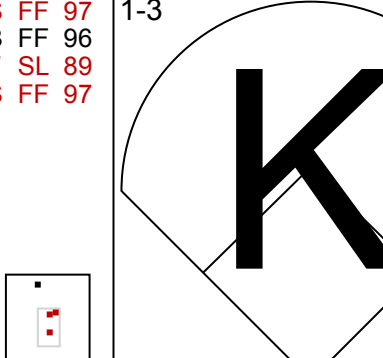
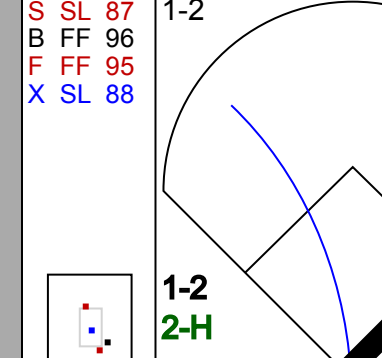
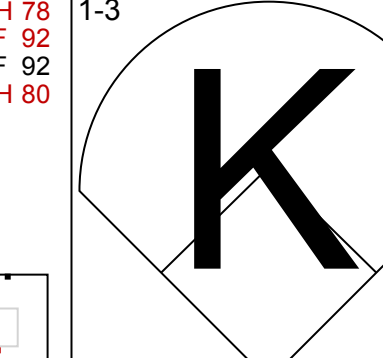
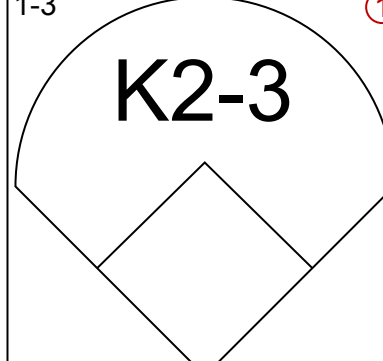
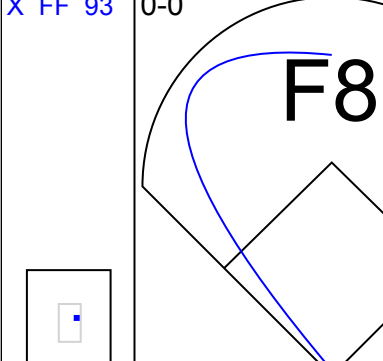
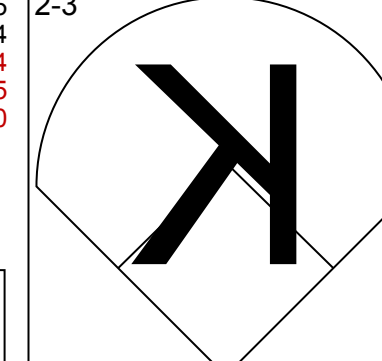
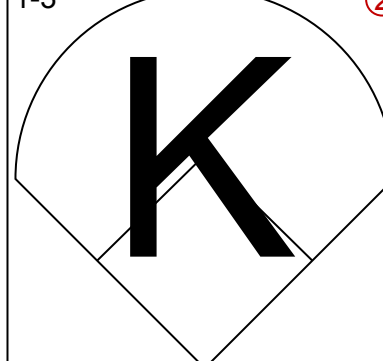
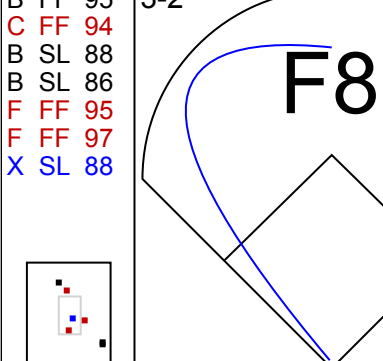
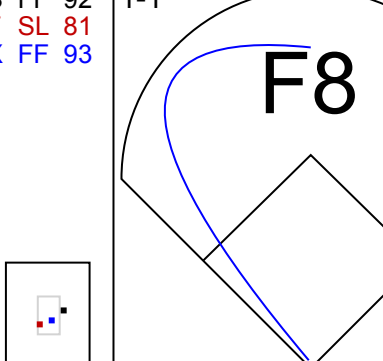
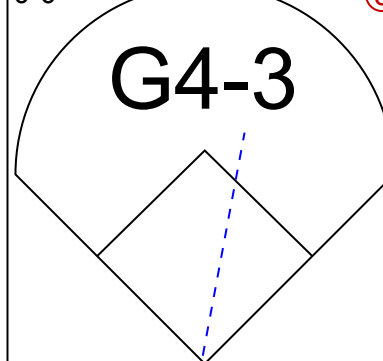
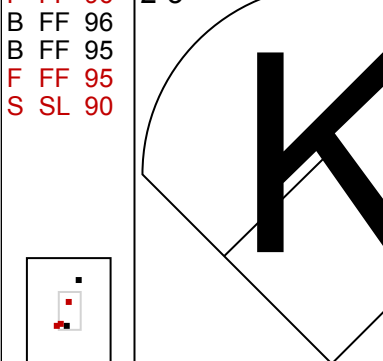
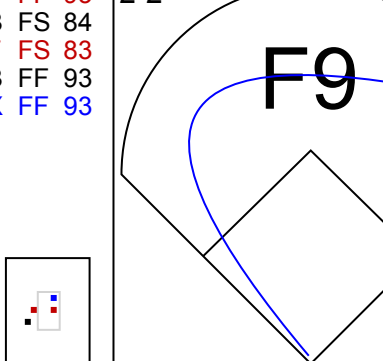
Detroit Tigers @ Tampa Bay Rays
Tropicana Field, St. Petersburg, FL
Mon Jul 27 2015, 7:11 PM - 10:16 PM EDT
Att: 13,348 - Dome - 72 F

AB	33
R	5
H	12
RBI	5
BB	3
SO	9
LOB	19



Batter	1	2	3	4	5	6	7	8	9	AB	R	H	RBI	BB	SO	LOB	TOP					
3 Ian Kinsler, R OBP: 0.343, SLG: 0.402										4	0	1	0	0	2	0	<p>Detroit Tigers @ Tampa Bay Rays Tropicana Field, St. Petersburg, FL Tue Jul 28 2015, 7:11 PM - 10:19 PM EDT Att: 16,326 - Dome - 72 F</p> <p>livebaseballscorecards.com</p> <p>AB 35 R 2 H 9 RBI 2 BB 1 SO 10 LOB 12</p>					
52 Yoenis Cespedes, R (1, 7) OBP: 0.321, SLG: 0.500										4	1	2	1	0	0	0						
41 Victor Martinez, S (1, 10) OBP: 0.331, SLG: 0.386										4	0	1	0	0	1	2						
28 J.D. Martinez, R (1, 9) OBP: 0.344, SLG: 0.549										4	0	2	0	0	2	1						
9 Nick Castellanos, R (1, 5) OBP: 0.293, SLG: 0.395										3	0	1	0	1	0	1						
34 James McCann, R (1, 2) OBP: 0.319, SLG: 0.428										4	0	0	0	0	1	4						
13 Alex Avila, L (1, 3) OBP: 0.333, SLG: 0.284										4	1	1	0	0	1	3						
1 Jose Iglesias, R (1, 6) OBP: 0.360, SLG: 0.395										4	0	1	1	0	2	0						
12 Anthony Gose, L (1, 8) OBP: 0.314, SLG: 0.371										4	0	0	0	0	1	1						
Inning Stats	R: 0 E: 0 K: 1 S: 14	H: 0 LOB: 0 BB: 0 P: 19	R: 0 E: 0 K: 0 S: 6	H: 1 LOB: 1 BB: 0 P: 10	R: 0 E: 0 K: 3 S: 10	H: 0 LOB: 0 BB: 0 P: 13	R: 1 E: 0 K: 3 S: 14	H: 3 LOB: 2 BB: 0 P: 20	R: 0 E: 0 K: 0 S: 11	H: 2 LOB: 2 BB: 0 P: 19	R: 0 E: 0 K: 1 S: 12	H: 0 LOB: 0 BB: 1 P: 20	R: 0 E: 0 K: 1 S: 12	H: 0 LOB: 0 BB: 0 P: 17	R: 0 E: 0 K: 1 S: 13	H: 1 LOB: 1 BB: 0 P: 17	R: 1 E: 0 K: 0 S: 9	H: 2 LOB: 1 BB: 0 P: 15	1B: 6 2B: 1 3B: 1 HR: 1	SF: 0 SAC: 0 DP: 1 HBP: 0	WP: 0 PB: 0 SB: 0 CS: 0	PA: 36
PITCHER	IP WLS BF H R ER SO BB IBB HBP BLK WP HR S P ERA WHIP																					
23 Jake Odorizzi, R (1, 1) ERA: 2.76	6.0 W 24 6 1 1 8 1 0 0 0 0 0 1 67 101 1.50 1.167																					
31 Xavier Cedeño, L (7, 1) ERA: 2.75	1.0 3 0 0 0 1 0 0 0 0 0 0 0 12 17 0.00 0.000																					
54 Steve Geltz, R (8, 1) ERA: 3.21	1.0 4 1 0 0 1 0 0 0 0 0 0 0 13 17 0.00 1.000																					
47 Brandon Gomes, R (9, 1) ERA: 4.46	1.0 5 2 1 1 0 0 0 0 0 0 0 0 9 15 9.00 2.000																					

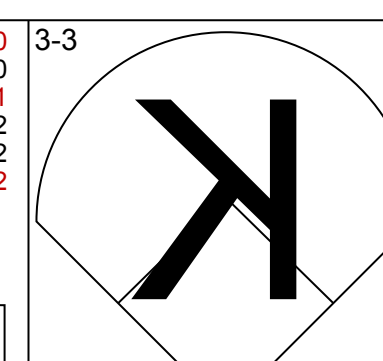
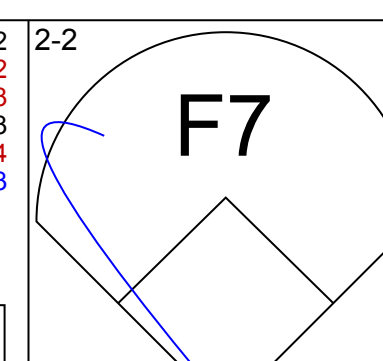
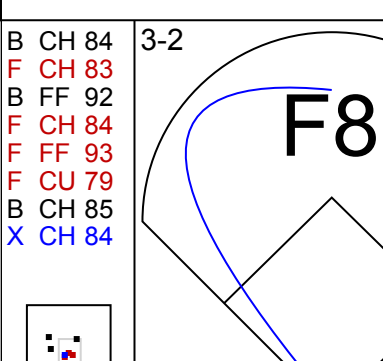
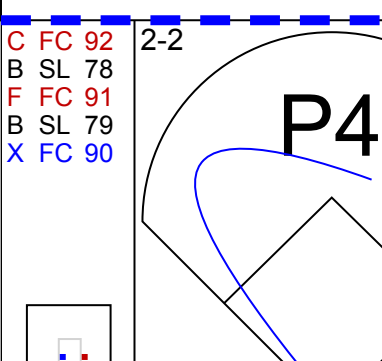
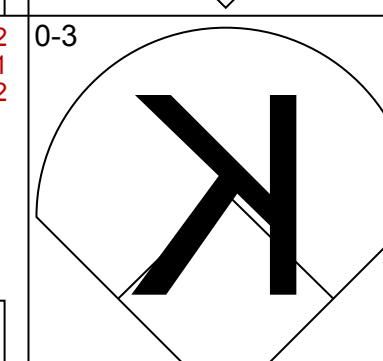
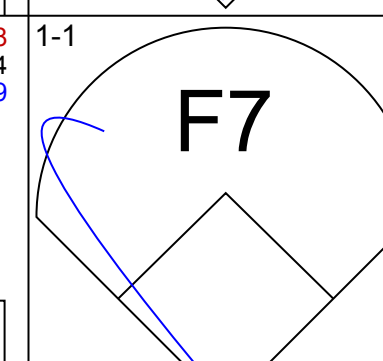
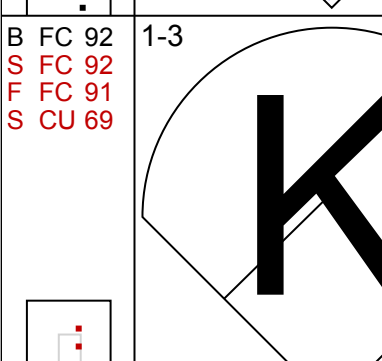
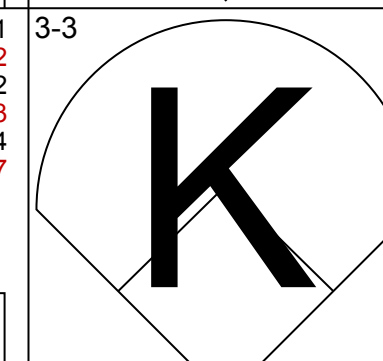
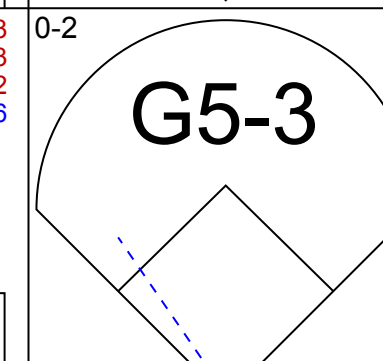
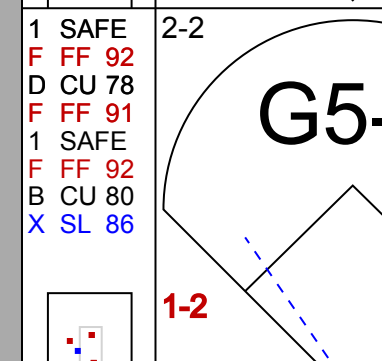
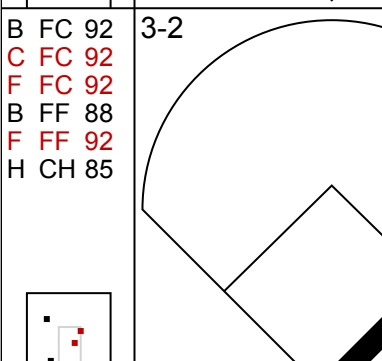


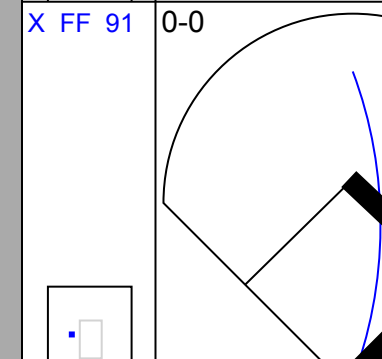
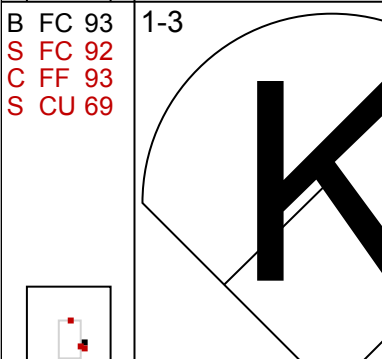


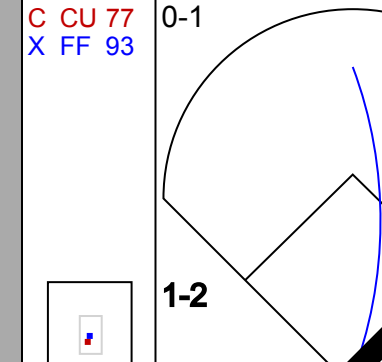



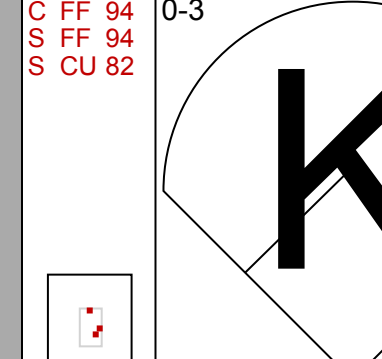









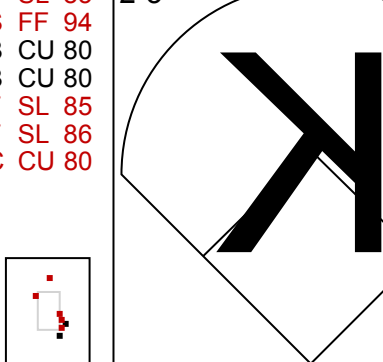
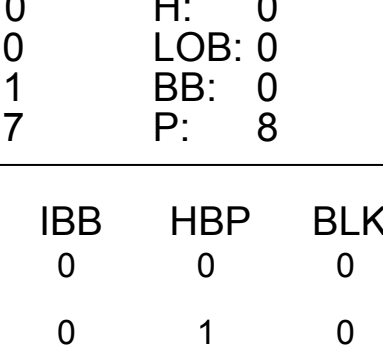
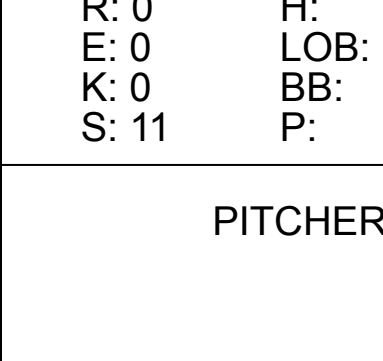
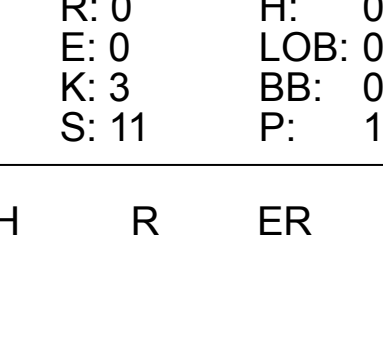
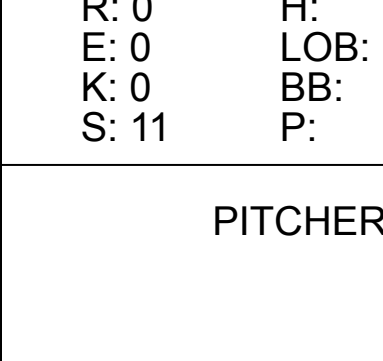








Batter	1	2	3	4	5	6	7	8	9	AB	R	H	RBI	BB	SO	LOB	BOTTOM			
5 Brandon Guyer, R (1, 7) OBP: 0.345, SLG: 0.367										5	0	0	0	0	3	2	<p>Detroit Tigers @ Tampa Bay Rays Tropicana Field, St. Petersburg, FL Tue Jul 28 2015, 7:11 PM - 10:19 PM EDT Att: 16,326 - Dome - 72 F</p> <p>livebaseballscorecards.com</p> <p>AB 33 R 10 H 11 RBI 10 BB 3 SO 7 LOB 10</p>			
9 Joey Butler, R (1, 10) OBP: 0.346, SLG: 0.429										1	0	0	0	2	0	0				
28 John Jaso, L (7, PH) OBP: 0.390, SLG: 0.471										1	0	0	0	0	0	0				
3 Evan Longoria, R (1, 5) OBP: 0.337, SLG: 0.420										4	1	1	1	0	0	2				
11 Logan Forsythe, R (1, 3) OBP: 0.369, SLG: 0.440										3	1	0	0	1	0	1				
20 Steven Souza Jr., R (1, 9) OBP: 0.299, SLG: 0.404										4	2	2	0	0	1	0				
13 Asdrubal Cabrera, S (1, 6) OBP: 0.280, SLG: 0.364										4	3	3	1	0	0	0				
19 Curt Casali, R (1, 2) OBP: 0.345, SLG: 0.780										4	2	3	3	0	1	3				
1 Tim Beckham, R (1, 4) OBP: 0.304, SLG: 0.467										4	1	2	4	0	1	0				
39 Kevin Kiermaier, L (1, 8) OBP: 0.280, SLG: 0.407										3	0	0	1	0	1	2				
Inning Stats	R: 0 E: 0 K: 0 S: 9	H: 0 LOB: 1 BB: 1 P: 16	R: 1 E: 0 K: 1 S: 20	H: 3 LOB: 2 BB: 0 P: 26	R: 0 E: 0 K: 0 S: 4	H: 0 LOB: 0 BB: 0 P: 5	R: 3 E: 0 K: 1 S: 19	H: 3 LOB: 0 BB: 0 P: 27	R: 0 E: 0 K: 0 S: 7	H: 0 LOB: 0 BB: 1 P: 16	R: 1 E: 0 K: 2 S: 12	H: 1 LOB: 0 BB: 0 P: 18	R: 0 E: 0 K: 1 S: 7	H: 0 LOB: 0 BB: 0 P: 12	R: 5 E: 0 K: 2 S: 24	H: 4 LOB: 0 BB: 1 P: 35	R: 3 E: 0 K: 3 HR: 3	SF: 1 SAC: 0 DP: 1 HBP: 0	WP: 0 PB: 0 SB: 0 CS: 0	PA: 37
PITCHER	IP WLS BF H R ER SO BB IBB HBP BLK WP HR S P ERA WHIP																			
14 David Price, L (1, 1) ERA: 2.53	6.0 L 26 7 5 5 4 2 0 0 0 0 0 0 7 71 108 7.50 1.500																			
62 Al Alburquerque, R (7, 1) ERA: 3.12	1.0 3 0 0 0 1 0 0 0 0 0 0 0 7 12 0.00 0.000																			
39 Neftali Feliz, R (8, 1) ERA: 8.28	0.1 6 4 5 5 1 1 0 0 0 0 0 1 18 27 135.00 15.000																			
65 Blaine Hardy, L (8, 1) ERA: 2.56	0.2 2 0 0 0 1 0 0 0 0 0 0 0 6 8 0.00 0.000																			

Batter	1	2	3	4	5	6	7	8	9	AB	R	H	RBI	BB	SO	LOB	TOP					
3 Ian Kinsler, R OBP: 0.339, SLG: 0.398											4	0	0	0	0	1	0					
1 Jose Iglesias, R OBP: 0.359, SLG: 0.393										4	1	1	0	0	0	0						
52 Yoenis Cespedes, R (1, 7) OBP: 0.320, SLG: 0.497										4	1	1	0	0	1	1						
41 Victor Martinez, S (1, 10) OBP: 0.326, SLG: 0.380										4	0	0	0	0	1	3						
28 J.D. Martinez, R (1, 9) OBP: 0.345, SLG: 0.548										3	0	1	1	1	2	0						
9 Nick Castellanos, R (1, 5) OBP: 0.293, SLG: 0.394										3	0	1	1	0	2	0						
17 Andrew Romine, S (8, 5) OBP: 0.330, SLG: 0.380										1	0	0	0	0	1	2						
13 Alex Avila, L (1, 3) OBP: 0.326, SLG: 0.277										3	0	0	0	0	2	2						
34 James McCann, R (1, 2) OBP: 0.315, SLG: 0.422										3	0	0	0	0	1	0						
12 Anthony Gose, L (1, 8) OBP: 0.311, SLG: 0.367										3	0	0	0	0	1	0						
Inning Stats	R: 0 E: 0 K: 1 S: 7	H: 0 LOB: 0 BB: 0 P: 10	R: 0 E: 0 K: 3 S: 9	H: 0 LOB: 0 BB: 0 P: 14	R: 0 E: 0 K: 2 S: 7	H: 0 LOB: 0 BB: 0 P: 9	R: 0 E: 0 K: 1 S: 8	H: 0 LOB: 0 BB: 0 P: 11	R: 0 E: 0 K: 2 S: 8	H: 0 LOB: 0 BB: 0 P: 12	R: 0 E: 0 K: 1 S: 8	H: 0 LOB: 0 BB: 0 P: 13	R: 2 E: 1 K: 1 S: 20	H: 3 LOB: 2 BB: 0 P: 32	R: 0 E: 0 K: 0 S: 7	H: 0 LOB: 0 BB: 0 P: 13	R: 0 E: 0 K: 1 S: 12	H: 1 LOB: 2 BB: 1 P: 21	1B: 4 2B: 0 3B: 0 HR: 0	SF: 0 SAC: 0 DP: 0 HBP: 0	WP: 0 PB: 0 SB: 0 CS: 0	PA: 33
PITCHER	IP	WLS	BF	H	R	ER	SO	BB	IBB	HBP	BLK	WP	HR	S	P	ERA	WHIP					
22 Chris Archer, R (1, 1) ERA: 2.54	7.0	L	25	3	2	0	11	0	0	0	0	0	0	67	101	0.00	0.429					
54 Steve Geltz, R (8, 1) ERA: 3.14	1.0		3	0	0	0	0	0	0	0	0	0	0	7	13	0.00	0.000					
26 Brad Boxberger, R (9, 1) ERA: 3.02	1.0		5	1	0	0	1	0	1	0	0	0	0	12	21	0.00	1.000					

Detroit Tigers @ Tampa Bay Rays
 Tropicana Field, St. Petersburg, FL
 Wed Jul 29 2015, 12:12 PM - 2:49 PM EDT
 Att: 28,057 - Dome - 72 F

AB	32
R	2
H	4
RBI	2
BB	1
SO	12
LOB	8




Batter	1	2	3	4	5	6	7	8	9	AB	R	H	RBI	BB	SO	LOB	BOTTOM					
28 John Jaso, L (1, 7) OBP: 0.371, SLG: 0.444										3	0	0	0	0	1	0						
5 Brandon Guyer, R (7, 7) OBP: 0.344, SLG: 0.365										1	0	0	0	0	0	0						
20 Steven Souza Jr., R (1, 9) OBP: 0.288, SLG: 0.462										4	0	1	0	0	2	0						
3 Evan Longoria, R (1, 5) OBP: 0.336, SLG: 0.416										3	0	0	0	0	1	1						
21 James Loney, L (1, 3) OBP: 0.308, SLG: 0.337										3	0	1	0	0	0	0						
1 Tim Beckham, R (7, PR) OBP: 0.301, SLG: 0.463										1	0	0	0	0	1	1						
11 Logan Forsythe, R (1, 4) OBP: 0.369, SLG: 0.439										3	0	1	0	0	1	0						
13 Asdrubal Cabrera, S (1, 6) OBP: 0.281, SLG: 0.373										3	1	1	1	0	1	2						
19 Curt Casali, R (1, 10) OBP: 0.328, SLG: 0.736										3	0	0	0	0	2	0						
39 Kevin Kiermaier, L (1, 8) OBP: 0.278, SLG: 0.403										3	0	0	0	0	1	0						
44 René Rivera, R (1, 2) OBP: 0.209, SLG: 0.286										2	0	0	0	0	1	0						
9 Joey Butler, R (8, PH) ERA: 4.88										1	0	0	0	0	1	0						
46 Bobby Wilson, R (9, 2) OBP: 0.203, SLG: 0.145										0	0	0	0	0	0	0						
Inning Stats	R: 0 E: 0 K: 3 S: 9	H: 0 LOB: 0 BB: 0 P: 15	R: 0 E: 0 K: 1 S: 6	H: 0 LOB: 0 BB: 0 P: 9	R: 0 E: 0 K: 1 S: 7	H: 0 LOB: 0 BB: 0 P: 8	R: 0 E: 0 K: 0 S: 10	H: 0 LOB: 0 BB: 0 P: 13	R: 1 E: 0 K: 1 S: 8	H: 1 LOB: 0 BB: 0 P: 14	R: 0 E: 0 K: 0 S: 11	H: 0 LOB: 0 BB: 0 P: 17	R: 0 E: 0 K: 1 S: 11	H: 3 LOB: 2 BB: 0 P: 14	R: 0 E: 0 K: 3 S: 11	H: 0 LOB: 0 BB: 0 P: 17	R: 0 E: 0 K: 2 S: 12	H: 0 LOB: 1 BB: 0 P: 19	1B: 3 2B: 0 3B: 0 HR: 1	SF: 0 SAC: 0 DP: 0 HBP: 1	WP: 0 PB: 0 SB: 0 CS: 1	PA: 31
PITCHER	IP	WLS	BF	H	R	ER	SO	BB	IBB	HBP	BLK	WP	HR	S	P	ERA	WHIP					
35 Justin Verlander, R (1, 1) ERA: 2.85	8.0	W	27	4	1	1	10	0	0	0	0	0	0	73	107	1.12	0.500					
Joakim Soria, R (9, 1) ERA: 2.85	1.0	S	4	0	0	0	2	0	0	1	0	0	0	12	19	0.00	0.000					

Detroit Tigers @ Tampa Bay Rays
 Tropicana Field, St. Petersburg, FL
 Wed Jul 29 2015, 12:12 PM - 2:49 PM EDT
 Att: 28,057 - Dome - 72 F

AB	30
R	1
H	4
RBI	1
BB	0
SO	12
LOB	4



Batter	1	2	3	4	5	6	7	8	9	AB	R	H	RBI	BB	SO	LOB	TOP							
5 Brandon Guyer, R OBP: 0.346, SLG: 0.362 39 Kevin Kiermaier, L OBP: 0.277, SLG: 0.402	4-1 FC4-6 3 1B 9 G4-3	1-3 K 3 BB 20 1B		4-2 BB 11 E		1-1 G5-3	0-3 K			2	1	0	0	2	1	1								
20 Steven Souza Jr., R OBP: 0.299, SLG: 0.462	2-2 G4-3	1-2 BB 3 BB 1B		2-1 L9		2-3 K		0-1 BB 3 1B 1B		5	0	2	1	0	1	2								
3 Evan Longoria, R OBP: 0.341, SLG: 0.420	2-1 FC4-6 9 BB 1B	4-2 BB 1B		1-1 F8		2-2 BB 1B		1-0 BB 9 G6-4-3 1B		4	0	3	0	1	0	1								
11 Logan Forsythe, R OBP: 0.367, SLG: 0.434	4-2 BB 9 FC4-6 1B	0-1 F8		1-2 E5		3-2 F8		0-0 F9		4	0	0	0	1	0	7								
9 Joey Butler, R OBP: 0.342, SLG: 0.419	1-0 FC4-6		1-0 G5-3		1-3 K		4-0 BB 27 HBP 28 E	0-0 G6-4-3		4	1	0	1	1	1	6								
13 Asdrúbal Cabrera, S OBP: 0.283, SLG: 0.312	2-2 G5-3		0-1 G1-3 27 1B		1-0 G6-3		2-3 K		4-1 BB 44 DI	4	1	1	0	1	1	3								
1 Tim Beckham, R OBP: 0.300, SLG: 0.456 21 James Loney, L OBP: 0.307, SLG: 0.335		3-2 G6-3	1-1 G1-3		2-2 BB 1B		0-1 F8		1-2 F7	4	0	1	0	0	0	2	AB 38 R 5 H 10 RBI 5 BB 6 SO 9 LOB 30							
27 Mikie Mahtook, R OBP: 0.296, SLG: 0.500		1-1 WP 20 1B 2B	2-1 BB 1B		1-3 K		1-2 BB 28 E HBP		0-3 K	4	2	2	1	0	2	2								
19 Curt Casali, R OBP: 0.311, SLG: 0.696 28 John Jaso, L OBP: 0.381, SLG: 0.473 44 René Rivera, R OBP: 0.208, SLG: 0.285		1-0 L7	0-0 F7		3-3 K		1-1 E2 2B		3-3 K	3	0	0	0	0	1	3								
Inning Stats	R: 1 E: 0 K: 0 S: 13	H: 1 LOB: 2 BB: 2 P: 28	R: 1 E: 0 K: 1 S: 17	H: 2 LOB: 3 BB: 0 P: 28	R: 1 E: 0 K: 0 S: 8	H: 2 LOB: 1 BB: 0 P: 12	R: 0 E: 1 K: 1 S: 14	H: 0 LOB: 2 BB: 1 P: 23	R: 0 E: 0 K: 2 S: 12	H: 1 LOB: 1 BB: 0 P: 19	R: 0 E: 0 K: 1 S: 12	H: 1 LOB: 1 BB: 1 P: 20	R: 2 E: 1 K: 2 S: 12	H: 1 LOB: 1 BB: 1 P: 20	R: 0 E: 0 K: 0 S: 5	H: 2 LOB: 1 BB: 0 P: 6	R: 0 E: 0 K: 2 S: 16	H: 0 LOB: 1 BB: 1 P: 24	1B: 8 2B: 2 3B: 0 HR: 0	SF: 0 SAC: 0 DP: 1 HBP: 1	WP: 1 PB: 0 SB: 0 CS: 0	PA: 45		
PITCHER	IP WLS BF H R ER SO	IP WLS BF H R ER SO	IP WLS BF H R ER SO	IP WLS BF H R ER SO	IP WLS BF H R ER SO	IP WLS BF H R ER SO	IP WLS BF H R ER SO	IP WLS BF H R ER SO	IP WLS BF H R ER SO	IP WLS BF H R ER SO	IP WLS BF H R ER SO	IP WLS BF H R ER SO	IP WLS BF H R ER SO	IP WLS BF H R ER SO	IP WLS BF H R ER SO	IP WLS BF H R ER SO	IP WLS BF H R ER SO	IP WLS BF H R ER SO	IP WLS BF H R ER SO	ERA WHIP	ERA WHIP	ERA WHIP		
52 Eduardo Rodríguez, L ERA: 4.34	5.0 1.0 H 4	6 1 0 0 1	3 0 2 2 1	4 0 0 0 1	4 0 0 0 0	1 0 0 12 20	0 0 64 110	5.40 2.000																
41 Alexi Ogando, R ERA: 3.88	0.2 H 4	0 2 2 1	0 0 1 0	0 0 1 0	0 0 1 0	0 0 7 14	27.00 1.500																	
36 Junichi Tazawa, R ERA: 2.6	1.1 W 6	3 0 0 1	0 0 0 1	0 0 0 0	0 0 0 0	0 0 10 12	0.00 2.250																	
19 Koji Uehara, R ERA: 2.39	1.0 S 4	0 0 0 2	1 0 0 0	0 0 0 0	0 0 0 0	0 0 16 24	0.00 1.000																	

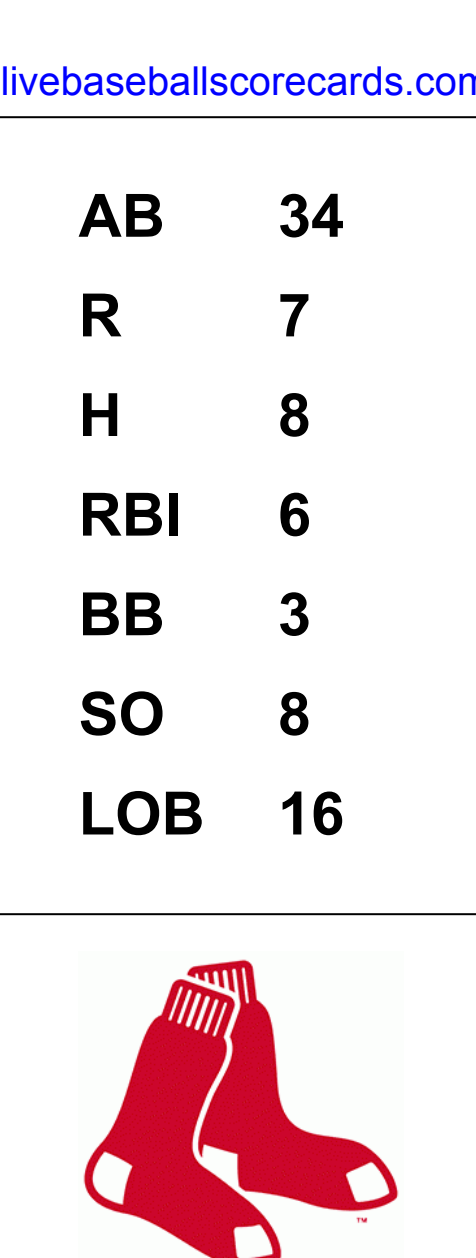
Tampa Bay Rays @ Boston Red Sox
Fenway Park, Boston, MA
Fri Jul 31 2015, 7:13 PM - 10:25 PM EDT
Att: 36,715 - Partly Cloudy - 85 F

livebaseballscorecards.com



Batter	1	2	3	4	5	6	7	8	9	AB	R	H	RBI	BB	SO	LOB	BOTTOM						
26 Brock Holt, L OBP: 0.364, SLG: 0.396	1-1 G3	1-0 G1-3 2B			0-2 BB 31 1B 1B		0-3 K	1-1 L7		5	1	2	0	0	1	1							
2 Xander Bogaerts, R OBP: 0.339, SLG: 0.407	2-2 E3 34 E 31 1B 34 WP	3-2 G1-3			0-1 G4-3		1-2 G5-3			4	1	0	0	0	0	2							
34 David Ortiz, L OBP: 0.334, SLG: 0.470	3-2 E4 31 1B 38 FC6-2 12 BB	1-1 L7			1-3 K		4-2 BB 12 HR			3	1	0	0	1	1	3							
12 Mike Napoli, R OBP: 0.311, SLG: 0.394	4-0 FC6-2 38 1B 31 1B BB		0-0 E4 38 G5-4-3		4-2 BB 31 1B BB		2-2 HR			2	2	1	2	2	0	0							
31 Alejandro De Aza, L OBP: 0.319, SLG: 0.437	1-2 FC6-2 38 1B BB		1-0 F7		2-0 BB 1B		1-3 K2-3			4	1	2	2	0	1	1							
38 Rusney Castillo, R OBP: 0.277, SLG: 0.333	0-1 FC6-2 23 1B		1-0 G5-4-3		0-3 K			1-2 G5-3		4	0	0	0	0	1	6							
23 Blake Swihart, S OBP: 0.281, SLG: 0.340	1-2 BB 1B				1-3 K		0-1 F7		3-1 BB 25 G3 30 WP 2B	4	1	2	2	0	1	0	AB 34 R 7 H 8 RBI 6 BB 3 SO 8 LOB 16						
25 Jackie Bradley Jr., L OBP: 0.217, SLG: 0.200	0-3 K				1-1 G4-3		2-3 K		0-1 G3	4	0	0	0	0	2	3							
30 Josh Rutledge, R OBP: 0.250, SLG: 0.143		0-1 P3			1-3 K		0-1 G5-3		3-2 BB 1B	4	0	1	0	0	1	0							
Inning Stats	R: 3 E: 2 K: 1 S: 21	H: 2 LOB: 2 BB: 1 P: 33	R: 0 E: 0 K: 0 S: 8	H: 1 LOB: 0 BB: 0 P: 13	R: 0 E: 1 K: 0 S: 3	H: 0 LOB: 0 BB: 0 P: 5	R: 0 E: 0 K: 2 S: 9	H: 0 LOB: 2 BB: 1 P: 12	R: 1 E: 0 K: 2 S: 15	H: 2 LOB: 1 BB: 1 P: 22	R: 0 E: 0 K: 1 S: 7	H: 0 LOB: 0 BB: 0 P: 10	R: 2 E: 1 K: 2 S: 22	H: 1 LOB: 1 BB: 1 P: 30	R: 1 E: 0 K: 0 S: 12	H: 2 LOB: 1 BB: 0 P: 20	1B: 5 2B: 2 3B: 0 HR: 1	SF: 0 SAC: 0 DP: 1 HBP: 0	WP: 2 PB: 0 SB: 0 CS: 0	PA: 37			
PITCHER	IP WLS BF H R ER SO	IP WLS BF H R ER SO	IP WLS BF H R ER SO	IP WLS BF H R ER SO	IP WLS BF H R ER SO	IP WLS BF H R ER SO	IP WLS BF H R ER SO	IP WLS BF H R ER SO	IP WLS BF H R ER SO	IP WLS BF H R ER SO	IP WLS BF H R ER SO	IP WLS BF H R ER SO	IP WLS BF H R ER SO	IP WLS BF H R ER SO	IP WLS BF H R ER SO	IP WLS BF H R ER SO	IP WLS BF H R ER SO	IP WLS BF H R ER SO	IP WLS BF H R ER SO	ERA WHIP	ERA WHIP	ERA WHIP	
30 Erasmo Ramírez, R ERA: 3.61	6.0 1.0 L 5	4 1 2 2 2	2 0 0 0	0 0 0 0	0 0 1 22	30 18.00 2.000																	
57 Jake McGee, L ERA: 2.1	1.0 5	2 1 1 0	0 0 0 0	0 0 0 0	0 0 1 0	12 9.00 2.000																	
47 Brandon Gomes, R ERA: 4.58																							

Tampa Bay Rays @ Boston Red Sox
Fenway Park, Boston, MA
Fri Jul 31 2015, 7:13 PM - 10:25 PM EDT
Att: 36,715 - Partly Cloudy - 85 F



Batter	1	2	3	4	5	6	7	8	9	AB	R	H	RBI	BB	SO	LOB	TOP																								
5 Brandon Guyer, R OBP: 0.353, SLG: 0.382 (1, 9)										3	1	1	1	2	0	1	Tampa Bay Rays @ Boston Red Sox Fenway Park, Boston, MA Sun Aug 02 2015, 1:37 PM - 4:45 PM EDT Att: 35,699 - Sunny - 85 F																								
9 Joey Butler, R OBP: 0.336, SLG: 0.411 (1, 10)										4	0	0	0	0	1	5																									
28 John Jaso, L OBP: 0.420, SLG: 0.517 (9, PH)										1	0	1	0	0	0	0																									
3 Evan Longoria, R OBP: 0.343, SLG: 0.419 (1, 5)										4	1	1	0	1	1	0																									
11 Logan Forsythe, R OBP: 0.363, SLG: 0.436 (1, 4)										5	0	0	0	0	1	3																									
13 Asdrubal Cabrera, S OBP: 0.285, SLG: 0.378 (1, 6)										4	2	2	1	0	1	0																									
21 James Loney, L OBP: 0.313, SLG: 0.345 (1, 3)										4	0	2	2	0	0	0																									
27 Mikie Mahtook, R OBP: 0.258, SLG: 0.429 (1, 7)										4	0	0	0	0	0	2																									
39 Kevin Kiermaier, L OBP: 0.279, SLG: 0.407 (1, 8)										4	0	1	0	0	2	1																									
44 René Rivera, R OBP: 0.210, SLG: 0.287 (7, PH)										2	0	1	0	0	1	0																									
19 Curt Casali, R OBP: 0.299, SLG: 0.639 (7, 2)										1	0	0	0	0	1	0																									
Inning Stats	R: 1 E: 0 K: 1 S: 11	H: 1 LOB: 0 BB: 0 P: 17	R: 0 E: 0 K: 1 S: 6	H: 0 LOB: 0 BB: 0 P: 10	R: 0 E: 0 K: 1 S: 13	H: 1 LOB: 1 BB: 0 P: 22	R: 1 E: 0 K: 0 S: 15	H: 2 LOB: 1 BB: 0 P: 23	R: 0 E: 0 K: 1 S: 10	H: 0 LOB: 0 BB: 1 P: 21	R: 0 E: 0 K: 0 S: 9	H: 0 LOB: 0 BB: 0 P: 14	R: 0 E: 0 K: 1 S: 14	H: 1 LOB: 3 BB: 1 P: 27	R: 2 E: 0 K: 1 S: 12	H: 3 LOB: 1 BB: 0 P: 16	R: 0 E: 0 K: 2 S: 12	H: 1 LOB: 2 BB: 1 P: 17	1B: 3 2B: 4 3B: 1 HR: 1	SF: 0 SAC: 0 DP: 0 HBP: 1	WP: 1 PB: 0 SB: 0 CS: 0	PA: 40																			
PITCHER	IP: 6.2 WLS: 0 BF: 26 ERA: 4.55	WLS: H BF: 3 ERA: 3.98	H: 5 R: 2 ER: 2 SO: 4	R: 0 ER: 0 SO: 1	BB: 1 IBB: 0 HBP: 0 BLK: 0	IBB: 0 HBP: 1 BLK: 0	WP: 0 HR: 1 S: 71 P: 120	HR: 0 S: 7 P: 14	ERA: 2.70 WHIP: 0.900	IP: 7.1 WLS: 1 BF: 30 ERA: 2.93	WLS: L BF: 6 ERA: 2.93	H: 3 R: 0 ER: 2 SO: 1	BB: 0 IBB: 0 HBP: 0 BLK: 0	IBB: 0 HBP: 0 BLK: 0	WP: 0 HR: 0 S: 12 P: 17	HR: 0 S: 12 P: 17	ERA: 2.00 WHIP: 2.000	IP: 9.1 WLS: 1 BF: 39 ERA: 2.33	WLS: 1 BF: 5 ERA: 2.33	H: 1 R: 0 ER: 0 SO: 2	BB: 1 IBB: 0 HBP: 0 BLK: 0	IBB: 0 HBP: 0 BLK: 0	WP: 0 HR: 0 S: 12 P: 17	HR: 0 S: 12 P: 17	ERA: 0.00 WHIP: 3.000	IP: 8.1 WLS: 0 BF: 33 ERA: 2.93	WLS: 0 BF: 3 ERA: 2.93	H: 0 R: 0 ER: 0 SO: 1	BB: 0 IBB: 0 HBP: 0 BLK: 0	IBB: 0 HBP: 0 BLK: 0	WP: 0 HR: 0 S: 12 P: 17	HR: 0 S: 12 P: 17	ERA: 18.00 WHIP: 3.000	IP: 9.1 WLS: 1 BF: 39 ERA: 2.33	WLS: 1 BF: 5 ERA: 2.33	H: 0 R: 0 ER: 0 SO: 2	BB: 0 IBB: 0 HBP: 0 BLK: 0	IBB: 0 HBP: 0 BLK: 0	WP: 0 HR: 0 S: 12 P: 17	HR: 0 S: 12 P: 17	ERA: 0.00 WHIP: 2.000

Batter	1	2	3	4	5	6	7	8	9	AB	R	H	RBI	BB	SO	LOB	BOTTOM																
26 Brock Holt, L OBP: 0.360, SLG: 0.390 (1, 4)										4	0	0	0	0	3	0	Tampa Bay Rays @ Boston Red Sox Fenway Park, Boston, MA Sun Aug 02 2015, 1:37 PM - 4:45 PM EDT Att: 35,699 - Sunny - 85 F																
2 Xander Bogaerts, R OBP: 0.346, SLG: 0.415 (1, 6)										3	2	1	0	0	0	0																	
34 David Ortiz, L OBP: 0.337, SLG: 0.469 (1, 10)										3	0	1	1	1	1	1																	
13 Hanley Ramirez, R OBP: 0.307, SLG: 0.455 (8, PR)										4	1	2	1	0	0	2																	
31 Alejandro De Aza, L OBP: 0.319, SLG: 0.437 (9, 7)										0	0	0	0	0	0	0																	
12 Mike Napoli, R OBP: 0.306, SLG: 0.386 (1, 3)										4	0	1	1	0	3	2																	
47 Travis Shaw, L OBP: 0.440, SLG: 0.696 (1, 5)										4	0	2	0	0	1	1																	
38 Rusney Castillo, R OBP: 0.284, SLG: 0.347 (1, 9)										4	0	0	0	0	1	2																	
10 Ryan Hanigan, R OBP: 0.351, SLG: 0.313 (9, PH)										3	0	1	0	0	0	2																	
25 Jackie Bradley Jr., L OBP: 0.228, SLG: 0.178 (9, PH)										1	0	0	0	0	1	0																	
Inning Stats	R: 2 E: 0 K: 2 S: 15	H: 3 LOB: 1 BB: 0 P: 26	R: 0 E: 0 K: 0 S: 9	H: 1 LOB: 0 BB: 0 P: 14	R: 1 E: 0 K: 2 S: 14	H: 1 LOB: 1 BB: 0 P: 20	R: 0 E: 0 K: 0 S: 8	H: 1 LOB: 1 BB: 0 P: 15	R: 0 E: 0 K: 0 S: 8	H: 0 LOB: 1 BB: 1 P: 17	R: 0 E: 0 K: 1 S: 14	H: 1 LOB: 0 BB: 0 P: 21	R: 0 E: 0 K: 1 S: 10	H: 0 LOB: 0 BB: 0 P: 15	R: 0 E: 0 K: 2 S: 13	H: 1 LOB: 1 BB: 0 P: 18	R: 0 E: 0 K: 3 S: 10	H: 0 LOB: 0 BB: 0 P: 12	1B: 6 2B: 2 3B: 0 HR: 0	SF: 0 SAC: 0 DP: 0 HBP: 1	WP: 0 PB: 0 SB: 1 CS: 0	PA: 36											
PITCHER	IP: 6.0 WLS: 0 BF: 27 ERA: 2.86	WLS: 0 BF: 2 ERA: 2.86	H: 7 R: 3 ER: 3 SO: 3	R: 0 ER: 0 SO: 1	BB: 1 IBB: 0 HBP: 0 BLK: 0	IBB: 0 HBP: 0 BLK: 0	WP: 0 HR: 0 S: 68 P: 113	HR: 0 S: 7 P: 11	ERA: 4.50 WHIP: 1.333	IP: 7.1 WLS: 1 BF: 30 ERA: 2.93	WLS: 1 BF: 6 ERA: 2.93	H: 3 R: 0 ER: 2 SO: 1	BB: 0 IBB: 0 HBP: 0 BLK: 0	IBB: 0 HBP: 0 BLK: 0	WP: 0 HR: 0 S: 12 P: 17	HR: 0 S: 12 P: 17	ERA: 0.00 WHIP: 0.000	IP: 9.1 WLS: 1 BF: 39 ERA: 2.33	WLS: 1 BF: 5 ERA: 2.33	H: 1 R: 0 ER: 0 SO: 2	BB: 1 IBB: 0 HBP: 0 BLK: 0	IBB: 0 HBP: 0 BLK: 0	WP: 0 HR: 0 S: 12 P: 17	HR: 0 S: 12 P: 17	ERA: 0.00 WHIP: 1.000	IP: 9.1 WLS: 1 BF: 39 ERA: 2.33	WLS: 1 BF: 5 ERA: 2.33	H: 0 R: 0 ER: 0 SO: 3	BB: 0 IBB: 0 HBP: 0 BLK: 0	IBB: 0 HBP: 0 BLK: 0	WP: 0 HR: 0 S: 12 P: 17	HR: 0 S: 12 P: 17	ERA: 0.00 WHIP: 0.000

Batter	1	2	3	4	5	6	7	8	9	10	AB	R	H	RBI	BB	SO	LOB	TOP									
5 Brandon Guyer, R OBP: 0.357, SLG: 0.382	F8		L4			HBP		2B			4	0	2	1	0	0	0	Tampa Bay Rays @ Chicago White Sox U.S. Cellular Field, Chicago, IL Wed Aug 05 2015, 2:11 PM - 5:32 PM EDT Att: 20,028 - Partly Cloudy - 85 F									
9 Joey Butler, R OBP: 0.335, SLG: 0.412	K		L9		G6-4-3	L4		K			3	0	0	0	0	1	1										
24 Grady Sizemore, L OBP: 0.288, SLG: 0.344	K		L9		G6-4-3	L4		K			2	0	0	0	0	1	2										
3 Evan Longoria, R OBP: 0.348, SLG: 0.435	G6-3		11 2B		HR			13 1B			5	2	3	1	0	1	0										
11 Logan Forsythe, R OBP: 0.366, SLG: 0.447	G6-3		13 1B		13 2B			K			4	2	1	1	1	1	1										
13 Adrúbal Cabrera, S OBP: 0.301, SLG: 0.395	36 BB		21 1B		2B			1B			5	0	4	2	0	1	0										
26 Brad Boxberger, R OBP: 0.288, SLG: 0.435	36 BB		21 1B		2B			1B			0	0	0	0	0	0	0										
21 James Loney, L OBP: 0.320, SLG: 0.345	36 BB		F9		IBB			G3-1			4	0	1	0	1	0	2										
36 Richie Shaffer, R OBP: 0.445, SLG: 0.571								G5-3			1	0	0	0	1	1	0										
28 Jhonny Peralta, L OBP: 0.408, SLG: 0.500								G5-3			1	0	0	0	0	0	2										
1 Tim Beckham, R OBP: 0.288, SLG: 0.435								G5-3			2	0	0	0	0	1	0										
39 Kevin Kiermaier, L OBP: 0.276, SLG: 0.398	P6		L8		F8			K			5	0	0	0	0	2	3										
44 René Rivera, R OBP: 0.215, SLG: 0.290	K		F9		F9			K			3	0	0	0	0	2	3										
19 Curt Casali, R OBP: 0.292, SLG: 0.606	K		F9		F9			K			1	1	1	0	0	0	0										
Inning Stats	R: 0 E: 0 K: 1 S: 7	H: 0 LOB: 0 BB: 0 P: 10	R: 0 E: 0 K: 1 S: 15	H: 2 LOB: 3 BB: 1 P: 20	R: 2 E: 0 K: 0 S: 13	H: 3 LOB: 1 BB: 0 P: 18	R: 0 E: 0 K: 1 S: 6	H: 0 LOB: 0 BB: 0 P: 9	R: 2 E: 0 K: 0 S: 11	H: 2 LOB: 2 BB: 2 P: 26	R: 0 E: 0 K: 1 S: 9	H: 1 LOB: 1 BB: 0 P: 13	R: 0 E: 0 K: 1 S: 12	H: 2 LOB: 1 BB: 0 P: 20	R: 1 E: 0 K: 2 S: 11	H: 2 LOB: 1 BB: 0 P: 19	R: 0 E: 0 K: 2 S: 10	H: 0 LOB: 0 BB: 0 P: 15	R: 0 E: 0 K: 2 S: 7	H: 0 LOB: 0 BB: 0 P: 11	1B: 7 2B: 4 3B: 0 HR: 1	SF: 0 SAC: 0 DP: 1 HBP: 1	WP: 0 PB: 0 SB: 0 CS: 0	PA: 44			
PITCHER	IP 4.2	WLS 6	BF 22	H 6	R 4	ER 4	SO 3	BB 2	IBB 0	HBP 1	BLK 0	WP 0	HR 1	S 49	P 81	ERA 7.71	WHIP 1.714										
55 Carlos Rodón, L ERA: 5.0	1.0	6	2	0	0	1	0	1	0	0	0	0	0	10	19	0.00	2.000										
34 Matt Albers, R ERA: 2.81	1.1	H	5	2	0	1	0	0	0	0	0	0	0	14	22	0.00	1.500										
57 Zach Putnam, R ERA: 3.16	1.0	B	5	2	1	1	2	0	0	0	0	0	0	11	19	9.00	2.000										
33 Zach Duke, L ERA: 3.53	2.0	W	6	0	0	0	4	0	0	0	0	0	0	17	26	0.00	0.000										
30 David Robertson, R ERA: 2.66																											

AB	40
R	5
H	12
RBI	5
BB	3
SO	11
LOB	14



Batter	1	2	3	4	5	6	7	8	9	10	AB	R	H	RBI	BB	SO	LOB	BOTTOM									
1 Adam Eaton, L OBP: 0.346, SLG: 0.422	79 1B		P6		K			K			4	2	1	0	1	2	3	Tampa Bay Rays @ Chicago White Sox U.S. Cellular Field, Chicago, IL Wed Aug 05 2015, 2:11 PM - 5:32 PM EDT Att: 20,028 - Partly Cloudy - 85 F									
18 Tyler Saladino, R OBP: 0.294, SLG: 0.389	53 2B		F7		G5-3			G6-4-3			5	1	1	0	0	0	3										
79 José Abreu, R OBP: 0.353, SLG: 0.503	53 2B		E8		G6-3			P3			4	1	1	0	1	0	0										
53 Melky Cabrera, S OBP: 0.324, SLG: 0.399	26 HR		26 HR		G6-3			G5-3			3	1	1	1	2	0	0										
26 Avisail Garcia, R OBP: 0.315, SLG: 0.377	26 HR		F8		F8			L4			3	1	1	4	2	0	1										
25 Adam LaRoche, L OBP: 0.308, SLG: 0.343	G6-3		G6-3		G4-3			G4-3			4	0	0	0	0	0	2										
10 Alexei Ramirez, R OBP: 0.262, SLG: 0.345	58 1B		L8		L8			G5-3			4	0	1	0	0	1	0										
58 Geovany Soto, R OBP: 0.331, SLG: 0.481	L5-3		L5-3		K			K			4	0	1	0	0	2	1										
5 Yolmer Sánchez, S OBP: 0.259, SLG: 0.333	G4-3		G4-3		K			K			4	0	2	0	0	0	0										
Inning Stats	R: 5 E: 1 K: 0 S: 22	H: 5 LOB: 0 BB: 1 P: 30	R: 0 E: 0 K: 0 S: 7	H: 0 LOB: 0 BB: 0 P: 8	R: 0 E: 0 K: 0 S: 9	H: 1 LOB: 1 BB: 0 P: 17	R: 0 E: 0 K: 2 S: 13	H: 1 LOB: 1 BB: 0 P: 19	R: 0 E: 0 K: 0 S: 8	H: 0 LOB: 0 BB: 0 P: 10	R: 0 E: 0 K: 0 S: 10	H: 0 LOB: 0 BB: 0 P: 14	R: 0 E: 0 K: 1 S: 11	H: 2 LOB: 1 BB: 0 P: 18	R: 0 E: 0 K: 0 S: 7	H: 0 LOB: 1 BB: 1 P: 16	R: 0 E: 0 K: 2 S: 8		H: 0 LOB: 0 BB: 0 P: 13	R: 1 E: 0 K: 0 S: 6	H: 1 LOB: 3 BB: 3 P: 23	1B: 7 2B: 2 3B: 0 HR: 1	SF: 0 SAC: 0 DP: 2 HBP: 1	WP: 0 PB: 0 SB: 1 CS: 0	PA: 41		
PITCHER	IP 6.0	WLS 5	BF 25	H 6	R 5	ER 5	SO 2	BB 2	IBB 0	HBP 0	BLK 0	WP 0	HR 1	S 69	P 98	ERA 7.50	WHIP 1.333										
30 Erasmo Ramírez, R ERA: 3.83	1.0	4	2	0	0	1	0	0	0	0	0	0	0	11	18	0.00	2.000										
54 Stevie Lenz, R ERA: 3.66	1.0	4	0	0	0	0	0	1	0	0	0	0	0	7	16	0.00	1.000										
57 Jake McGee, L ERA: 1.88	1.0	3	0	0	0	2	0	0	0	0	0	0	0	8	13	0.00	0.000										
47 Brandon Gomes, R ERA: 4.38	0.1	L	5	1	1	1	0	1	2	0	0	0	0	6	23	27.00	6.000										
26 Brad Boxberger, R ERA: 3.07																											

AB	35
R	6
H	9
RBI	5
BB	6
SO	5
LOB	10



Batter	1	2	3	4	5	6	7	8	9	AB	R	H	RBI	BB	SO	LOB	TOP											
3 Curtis Granderson, L (1.9) OBP: 0.348, SLG: 0.440	G4-3		F7			K		G4-3	K	5	0	0	0	0	2	4												
28 Daniel Murphy, L (1.10) OBP: 0.330, SLG: 0.416	G4-3		F8							4	1	2	1	0	0	2												
52 Yoenis Cespedes, R (1.8) OBP: 0.322, SLG: 0.499	K			F9						4	0	0	0	0	2	1												
21 Lucas Duda, L (1.3) OBP: 0.348, SLG: 0.480		F9			K					4	1	0	0	0	1	0												
2 Juan Uribe, R (1.5) OBP: 0.326, SLG: 0.422		G6-3			L8					4	1	1	1	0	0	1												
30 Michael Conforto, L (1.7) OBP: 0.333, SLG: 0.433 12 Juan Lagares, R (9.8) OBP: 0.281, SLG: 0.337			K			F8		P3		4	1	1	1	0	1	0												
7 Travis d'Arnaud, R (1.2) OBP: 0.333, SLG: 0.489				L4						3	0	1	0	1	1	0												
55 Kelly Johnson, L (1.4) OBP: 0.313, SLG: 0.436						K				4	0	1	0	0	1	3												
4 Wilmer Flores, R (1.6) OBP: 0.283, SLG: 0.390								F8		4	0	2	1	0	0	0												
Inning Stats	R: 0 H: 0 E: 0 K: 1 S: 9	H: 0 LOB: 0 BB: 0 P: 12	R: 0 H: 0 E: 0 K: 1 S: 8	H: 0 LOB: 0 BB: 0 P: 10	R: 0 H: 2 E: 0 K: 0 S: 11	H: 2 LOB: 2 BB: 0 P: 21	R: 0 H: 0 E: 0 K: 1 S: 7	H: 0 LOB: 0 BB: 0 P: 9	R: 0 H: 0 E: 0 K: 2 S: 9	H: 0 LOB: 0 BB: 0 P: 14	R: 0 H: 1 E: 0 K: 1 S: 13	H: 1 LOB: 1 BB: 0 P: 20	R: 1 H: 1 E: 0 K: 0 S: 13	H: 1 LOB: 1 BB: 1 P: 22	R: 1 H: 1 E: 0 K: 1 S: 12	H: 1 LOB: 0 BB: 0 P: 16	R: 2 H: 3 E: 1 K: 1 S: 17	H: 3 LOB: 2 BB: 0 P: 24	1B: 5 2B: 1 3B: 0 HR: 2	SF: 0 SAC: 0 DP: 0 HBP: 0	WP: 1 PB: 0 SB: 0 CS: 0	PA: 37						
PITCHER	IP	WLS	BF	H	R	ER	SO	BB	IBB	HBP	BLK	WP	HR	S	P	ERA	WHIP											
23 Jake Odorizzi, R (1.1) ERA: 2.77	6.2		25	4	1	1	6	1	0	0	0	0	0	1	65	102	1.35	0.750										
54 Steve Geltz, R (7.1) ERA: 3.53	0.1		1	0	0	0	0	0	0	0	0	0	0	5	6	0.00	0.000											
57 Jake McGee, L (8.1) ERA: 2.12	1.0	B	4	1	1	1	1	0	0	0	0	0	1	12	16	9.00	1.000											
26 Brad Boxberger, R (9.1) ERA: 3.02	0.2	L	6	3	2	0	0	0	0	0	0	1	0	14	21	0.00	4.500											
37 Alex Colomé, R (9.1) ERA: 4.35	0.1		1	0	0	0	1	0	0	0	0	0	0	3	3	0.00	0.000											
Batter	1	2	3	4	5	6	7	8	9	AB	R	H	RBI	BB	SO	LOB	BOTTOM											
28 John Jaso, L (1.10) OBP: 0.387, SLG: 0.470	F8		G4-6-3			G4-1		F7		4	0	0	0	0	0	4												
24 Grady Sizemore, L (1.7) OBP: 0.297, SLG: 0.360		K								4	1	1	1	0	1	0												
3 Evan Longoria, R (1.5) OBP: 0.349, SLG: 0.443										4	1	2	1	0	0	0												
21 James Loney, L (1.3) OBP: 0.323, SLG: 0.368		G6-3								4	1	2	1	0	0	1												
11 Logan Forsythe, R (1.4) OBP: 0.363, SLG: 0.443			G1-3							4	0	0	0	0	3	1												
13 Adrián Cabrera, S (1.6) OBP: 0.303, SLG: 0.484			K							4	0	2	0	0	2	1												
7 Daniel Nava, S (1.9) OBP: 0.253, SLG: 0.176 5 Brandon Guyer, R (7.7) OBP: 0.359, SLG: 0.380										2	0	0	0	0	1	0												
39 Kevin Kiermaier, L (1.8) OBP: 0.276, SLG: 0.397										1	0	0	0	0	0	1												
19 Curt Casali, R (1.2) OBP: 0.289, SLG: 0.580										4	0	1	0	0	0	3												
Inning Stats	R: 0 H: 1 E: 0 K: 1 S: 15	H: 0 LOB: 1 BB: 0 P: 23	R: 0 H: 0 E: 0 K: 1 S: 11	H: 0 LOB: 0 BB: 0 P: 14	R: 0 H: 1 E: 0 K: 0 S: 7	H: 1 LOB: 0 BB: 0 P: 12	R: 1 H: 2 E: 0 K: 2 S: 17	H: 2 LOB: 1 BB: 0 P: 20	R: 0 H: 0 E: 0 K: 2 S: 7	H: 0 LOB: 0 BB: 0 P: 10	R: 0 H: 0 E: 0 K: 0 S: 8	H: 0 LOB: 0 BB: 0 P: 12	R: 1 H: 2 E: 0 K: 1 S: 17	H: 2 LOB: 3 BB: 1 P: 31	R: 1 H: 1 E: 0 K: 1 S: 9	H: 1 LOB: 0 BB: 0 P: 12	R: 0 H: 1 E: 0 K: 1 S: 11	H: 1 LOB: 1 BB: 0 P: 18	1B: 3 2B: 2 3B: 0 HR: 3	SF: 0 SAC: 0 DP: 1 HBP: 1	WP: 0 PB: 0 SB: 0 CS: 0	PA: 36						
PITCHER	IP	WLS	BF	H	R	ER	SO	BB	IBB	HBP	BLK	WP	HR	S	P	ERA	WHIP											
48 Jacob deGrom, R (1.1) ERA: 2.13	6.1		24	6	2	2	7	0	0	0	0	0	0	2	77	108	2.84	0.947										
44 Eric O'Flaherty, L (7.1) ERA: 7.25	0.1		2	0	0	0	0	0	0	1	0	0	0	2	7	0.00	0.000											
39 Bobby Parnell, R (7.1) ERA: 4.32	0.1		2	0	0	0	0	1	0	0	0	0	0	3	7	0.00	3.000											
46 Tyler Clippard, R (8.1) ERA: 2.84	1.0	W	4	1	1	1	1	0	0	0	0	0	1	9	12	9.00	1.000											
27 Jeunys Familia, R (9.1) ERA: 2.01	1.0	S	4	1	0	0	1	0	0	0	0	0	0	11	18	0.00	1.000											

New York Mets @ Tampa Bay Rays
Tropicana Field, St. Petersburg, FL
Fri Aug 07 2015, 7:11 PM - 10:09 PM EDT
Att: 23,145 - Dome - 72 F


AB	36
R	4
H	8
RBI	4
BB	1
SO	8
LOB	11




New York Mets @ Tampa Bay Rays
Tropicana Field, St. Petersburg, FL
Fri Aug 07 2015, 7:11 PM - 10:09 PM EDT
Att: 23,145 - Dome - 72 F

AB	34
R	3
H	8
RBI	3
BB	1
SO	9
LOB	13



Batter	1	2	3	4	5	6	7	8	9	AB	R	H	RBI	BB	SO	LOB	TOP			
3 Curtis Granderson, L OBP: 0.349, SLG: 0.454	1-0 HR	3-2 HR		1-3 K		2-3 K			2-2 G1-3	5	2	2	2	0	2	2	<p>New York Mets @ Tampa Bay Rays Tropicana Field, St. Petersburg, FL Sat Aug 08 2015, 6:12 PM - 9:14 PM EDT Att: 31,042 - Dome - 72 F</p> <p>livebaseballscorecards.com</p> <p>AB 36 R 4 H 8 RBI 4 BB 2 SO 15 LOB 15</p> 			
28 Daniel Murphy, L OBP: 0.329, SLG: 0.415	0-2 2B	0-0 G4-3		0-1 F8		1-3 K			2-2 P5	5	1	1	0	0	1	2				
52 Yoenis Cespedes, R OBP: 0.323, SLG: 0.499	0-0 2B		1-3 K		0-0 1B				1-2 F9	4	1	2	0	0	1	0				
21 Lucas Duda, L OBP: 0.350, SLG: 0.483	0-0 2B		0-2 1B		1-3 K				1-2 F8	4	0	2	2	0	1	1				
2 Juan Uribe, R OBP: 0.322, SLG: 0.416	0-3 K2-3		0-1 G5-3		1-3 K				1-3 K	4	0	0	0	0	3	3				
30 Michael Conforto, L OBP: 0.359, SLG: 0.438	2-3 K		0-2 1B		4-2 BB				1-3 K	2	0	1	0	1	1	1				
4 Wilmer Flores, R OBP: 0.282, SLG: 0.389			2-3 1B						1-3 K	1	0	0	0	0	1	0				
7 Travis d'Arnaud, R OBP: 0.320, SLG: 0.468	0-0 G3		1-3 K		0-3 K				2-3 K	4	0	0	0	0	3	5				
55 Kelly Johnson, L OBP: 0.309, SLG: 0.430		1-1 L9		0-2 L7		0-3 K			1-3 K	3	0	0	0	0	1	0				
12 Juan Lagares, R OBP: 0.260, SLG: 0.336									0-1 G5-3	1	3	0	0	0	1	0				
11 Rubén Tejada, R OBP: 0.326, SLG: 0.351		0-2 G1-3		4-2 BB		0-1 L9				3	0	0	0	1	0	1				
Inning Stats	R: 3 E: 0 K: 2 S: 14	H: 4 LOB: 1 BB: 0 P: 17	R: 1 E: 0 K: 0 S: 13	H: 1 LOB: 0 BB: 0 P: 17	R: 0 E: 0 K: 2 S: 15	H: 2 LOB: 2 BB: 0 P: 17	R: 0 E: 0 K: 1 S: 12	H: 0 LOB: 1 BB: 1 P: 17	R: 0 E: 1 K: 3 S: 12	H: 0 LOB: 2 BB: 1 P: 18	R: 0 E: 0 K: 3 S: 12	H: 0 LOB: 0 BB: 0 P: 15	R: 0 E: 0 K: 3 S: 9	H: 0 LOB: 0 BB: 0 P: 13	R: 0 E: 0 K: 0 S: 10	H: 0 LOB: 0 BB: 0 P: 14	1B: 4 2B: 2 3B: 0 HR: 2	SF: 0 SAC: 0 DP: 0 HBP: 0	WP: 1 PB: 0 CS: 0	PA: 38
PITCHER	IP WLS BF H R ER SO BB IBB HBP BLK WP HR S P ERA WHIP	5.0 W 25 8 4 4 8 2 0 0 0 0 2 66 86 7.20 2.000	6.1 H 4 0 0 0 3 0 0 0 0 1 0 12 15 0.00 0.000	7.1 H 3 0 0 0 1 0 0 0 0 0 0 12 15 0.00 0.000	8.1 H 3 0 0 0 3 0 0 0 0 0 0 9 13 0.00 0.000	9.1 S 3 0 0 0 0 0 0 0 0 0 0 10 14 0.00 0.000	PITCHER										IP WLS BF H R ER SO BB IBB HBP BLK WP HR S P ERA WHIP			

Batter	1	2	3	4	5	6	7	8	9	AB	R	H	RBI	BB	SO	LOB	BOTTOM			
28 John Jaso, L OBP: 0.388, SLG: 0.471	2-2 HR	2-2 F9		4-1 BB		1-2 G3			2-3 K	4	2	1	0	1	1	0	<p>New York Mets @ Tampa Bay Rays Tropicana Field, St. Petersburg, FL Sat Aug 08 2015, 6:12 PM - 9:14 PM EDT Att: 31,042 - Dome - 72 F</p> <p>livebaseballscorecards.com</p> <p>AB 33 R 5 H 10 RBI 5 BB 3 SO 8 LOB 15</p> 			
24 Grady Sizemore, L OBP: 0.273, SLG: 0.381	3-1 HR	2-0 1B		2-3 K		0-2 P5				4	1	2	2	0	1	1				
3 Evan Longoria, R OBP: 0.350, SLG: 0.442	2-3 K	1-3 K		2-0 1B		4-2 BB				3	0	1	1	1	2	1				
21 James Loney, L OBP: 0.322, SLG: 0.365	1-2 1B	1-3 K		3-2 G6-3		1-3 K				4	1	1	0	0	2	3				
11 Logan Forsythe, R OBP: 0.362, SLG: 0.441	0-1 F8		0-3 K		3-2 F7				0-0 1B	4	0	1	0	0	1	1				
13 Asdrubal Cabrera, S OBP: 0.308, SLG: 0.406	2-2 1B		4-2 BB		1-0 1B				1-2 G6-3	3	1	2	0	1	0	1				
7 Daniel Nava, S OBP: 0.259, SLG: 0.186	3-1 1B		1-2 P6		2-0 HBP				0-0 F9	2	0	1	0	0	0	1				
5 Brandon Guyer, R OBP: 0.360, SLG: 0.379	1-2 1B		1-2 P6		1-2 HBP					1	0	0	0	0	0	0				
39 Kevin Kiermaier, L OBP: 0.275, SLG: 0.395	1-1 1B		2-2 F7		3-1 F7				1-2 G6-3	4	0	1	2	0	0	3				
19 Curt Casali, R OBP: 0.286, SLG: 0.571	1-1 G1-3				1-3 K				0-0 P3	1	0	0	0	0	0	2				
44 René Rivera, R OBP: 0.213, SLG: 0.286					1-3 K					3	0	0	0	0	1	2				
Inning Stats	R: 4 E: 0 K: 1 S: 23	H: 6 LOB: 2 BB: 0 P: 38	R: 0 E: 0 K: 2 S: 11	H: 1 LOB: 1 BB: 0 P: 17	R: 0 E: 0 K: 1 S: 11	H: 0 LOB: 1 BB: 1 P: 18	R: 1 E: 0 K: 2 S: 13	H: 1 LOB: 1 BB: 1 P: 25	R: 0 E: 0 K: 0 S: 10	H: 1 LOB: 2 BB: 0 P: 20	R: 0 E: 0 K: 1 S: 11	H: 0 LOB: 1 BB: 1 P: 17	R: 0 E: 0 K: 0 S: 7	H: 1 LOB: 0 BB: 0 P: 8	R: 0 E: 0 K: 1 S: 7	H: 0 LOB: 0 BB: 0 P: 10	1B: 8 2B: 1 3B: 0 HR: 1	SF: 0 SAC: 0 DP: 1 HBP: 1	WP: 1 PB: 0 CS: 0	PA: 37
PITCHER	IP WLS BF H R ER SO BB IBB HBP BLK WP HR S P ERA WHIP	4.0 L 22 9 1 0 0 1 1 0 0 0 0 21 37 0.00 1.000	5.1 R 0 0 0 1 1 0 0 0 0 0 0 14 18 0.00 0.500	6.1 R 1 0 0 1 1 0 0 0 0 0 0 14 18 0.00 0.500	7.1 R 0 0 0 0 0 0 0 0 0 0 0 14 18 0.00 0.500	8.1 R 0 0 0 0 0 0 0 0 0 0 0 14 18 0.00 0.500	9.1 R 0 0 0 0 0 0 0 0 0 0 0 14 18 0.00 0.500	PITCHER										IP WLS BF H R ER SO BB IBB HBP BLK WP HR S P ERA WHIP		

Batter	1	2	3	4	5	6	7	8	9	AB	R	H	RBI	BB	SO	LOB	TOP					
3 Curtis Granderson, L (1, 10) OBP: 0.349, SLG: 0.452										4	0	1	1	1	2	2						
28 Daniel Murphy, L (1, 4) OBP: 0.331, SLG: 0.419										4	0	2	2	0	0	1						
52 Yoenis Cespedes, R (1, 8) OBP: 0.325, SLG: 0.499										4	0	2	0	0	1	3						
21 Lucas Duda, L (1, 3) OBP: 0.347, SLG: 0.478										4	0	0	0	0	3	3						
2 Juan Uribe, R (1, 5) OBP: 0.231, SLG: 0.411										3	1	0	0	1	1	1						
30 Michael Conforto, L (1, 7) OBP: 0.328, SLG: 0.399										4	0	0	0	0	2	2						
4 Wilmer Flores, R (1, 6) OBP: 0.284, SLG: 0.389										3	1	1	0	1	1	0						
55 Kelly Johnson, L (1, 9) OBP: 0.306, SLG: 0.426										2	0	0	0	0	1	3						
12 Juan Lagares, R (7, PH) OBP: 0.326, SLG: 0.335										1	0	0	0	0	1	0						
22 Kevin Plawecki, R (1, 2) OBP: 0.283, SLG: 0.296										3	1	0	0	1	1	2						
Inning Stats	R: 0 E: 0 K: 3 S: 11	H: 1 LOB: 1 BB: 0 P: 15	R: 3 E: 0 K: 2 S: 21	H: 1 LOB: 2 BB: 4 P: 44	R: 0 E: 0 K: 3 S: 10	H: 0 LOB: 0 BB: 0 P: 14	R: 0 E: 0 K: 1 S: 13	H: 1 LOB: 1 BB: 0 P: 17	R: 0 E: 0 K: 0 S: 9	H: 0 LOB: 0 BB: 0 P: 13	R: 0 E: 0 K: 1 S: 8	H: 1 LOB: 1 BB: 0 P: 9	R: 0 E: 0 K: 1 S: 10	H: 1 LOB: 1 BB: 0 P: 13	R: 0 E: 0 K: 1 S: 10	H: 0 LOB: 1 BB: 0 P: 15	1B: 5 2B: 1 3B: 0 HR: 0	SF: 0 SAC: 0 DP: 1 HBP: 1	WP: 1 PB: 0 SB: 0 CS: 0	PA: 37		
PITCHER	IP WLS BF H R ER SO BB IBB HBP BLK WP HR S P ERA WHIP	IP WLS BF H R ER SO BB IBB HBP BLK WP HR S P ERA WHIP	IP WLS BF H R ER SO BB IBB HBP BLK WP HR S P ERA WHIP	IP WLS BF H R ER SO BB IBB HBP BLK WP HR S P ERA WHIP	IP WLS BF H R ER SO BB IBB HBP BLK WP HR S P ERA WHIP	IP WLS BF H R ER SO BB IBB HBP BLK WP HR S P ERA WHIP	IP WLS BF H R ER SO BB IBB HBP BLK WP HR S P ERA WHIP	IP WLS BF H R ER SO BB IBB HBP BLK WP HR S P ERA WHIP	IP WLS BF H R ER SO BB IBB HBP BLK WP HR S P ERA WHIP	IP WLS BF H R ER SO BB IBB HBP BLK WP HR S P ERA WHIP	IP WLS BF H R ER SO BB IBB HBP BLK WP HR S P ERA WHIP	IP WLS BF H R ER SO BB IBB HBP BLK WP HR S P ERA WHIP	IP WLS BF H R ER SO BB IBB HBP BLK WP HR S P ERA WHIP	IP WLS BF H R ER SO BB IBB HBP BLK WP HR S P ERA WHIP	IP WLS BF H R ER SO BB IBB HBP BLK WP HR S P ERA WHIP	IP WLS BF H R ER SO BB IBB HBP BLK WP HR S P ERA WHIP	IP WLS BF H R ER SO BB IBB HBP BLK WP HR S P ERA WHIP	IP WLS BF H R ER SO BB IBB HBP BLK WP HR S P ERA WHIP	IP WLS BF H R ER SO BB IBB HBP BLK WP HR S P ERA WHIP	IP WLS BF H R ER SO BB IBB HBP BLK WP HR S P ERA WHIP	IP WLS BF H R ER SO BB IBB HBP BLK WP HR S P ERA WHIP	
22 Chris Archer, R (1, 1) ERA: 2.62	6.0	25	4	3	3	10	4	0	0	0	0	0	0	0	0	0	1	0	72	116	4.50	1.333
31 Xavier Cedeño, L (7, 1) ERA: 2.43	1.0	4	1	0	0	1	0	0	0	0	0	0	0	0	0	0	0	0	8	9	0.00	1.000
54 Steve Geltz, R (8, 1) ERA: 3.5	1.0	4	1	0	0	1	0	0	0	0	0	0	0	0	0	0	0	0	10	13	0.00	1.000
57 Jake McGee, L (9, 1) ERA: 1.99	1.0	4	0	0	0	1	0	0	0	0	0	0	0	0	0	0	0	0	10	15	0.00	0.000
Batter	1	2	3	4	5	6	7	8	9	AB	R	H	RBI	BB	SO	LOB	BOTTOM					
28 John Jaso, L (1, 7) OBP: 0.393, SLG: 0.493										3	0	2	3	0	0	0						
39 Kevin Kiermaier, L (7, PR) OBP: 0.275, SLG: 0.395										0	0	0	0	0	0	0						
24 Grady Sizemore, L (1, 9) OBP: 0.288, SLG: 0.374										3	0	0	0	0	0	2						
9 Joey Butler, R (7, PH) OBP: 0.333, SLG: 0.410										1	0	0	0	0	0	1						
3 Evan Longoria, R (1, 5) OBP: 0.350, SLG: 0.440										4	0	1	0	0	0	1						
21 James Loney, L (1, 3) OBP: 0.316, SLG: 0.358										4	0	0	0	0	0	1						
11 Logan Forsythe, R (1, 4) OBP: 0.363, SLG: 0.441										4	0	2	0	0	0	1						
13 Adrián Cabrerá, S (1, 6) OBP: 0.305, SLG: 0.441										4	0	0	0	0	1	3						
36 Richie Shaffer, R (1, 10) OBP: 0.571, SLG: 1.000										3	3	3	1	0	0	0						
5 Brandon Guyer, R (1, 8) OBP: 0.359, SLG: 0.378										3	1	1	0	0	0	1						
44 René Rivera, R (1, 2) OBP: 0.215, SLG: 0.292										2	0	1	0	0	0	0						
Inning Stats	R: 0 E: 0 K: 0 S: 8	H: 0 LOB: 0 BB: 0 P: 13	R: 0 E: 0 K: 0 S: 8	H: 0 LOB: 0 BB: 0 P: 9	R: 1 E: 0 K: 0 S: 12	H: 2 LOB: 1 BB: 0 P: 15	R: 0 E: 0 K: 0 S: 7	H: 1 LOB: 1 BB: 0 P: 10	R: 2 E: 0 K: 0 S: 12	H: 3 LOB: 1 BB: 0 P: 17	R: 0 E: 0 K: 0 S: 4	H: 1 LOB: 0 BB: 0 P: 7	R: 1 E: 0 K: 0 S: 10	H: 2 LOB: 1 BB: 0 P: 13	R: 0 E: 0 K: 1 S: 11	H: 1 LOB: 1 BB: 0 P: 16	1B: 7 2B: 2 3B: 0 HR: 1	SF: 1 SAC: 1 DP: 1 HBP: 0	WP: 0 PB: 0 SB: 0 CS: 0	PA: 33		
PITCHER	IP WLS BF H R ER SO BB IBB HBP BLK WP HR S P ERA WHIP	IP WLS BF H R ER SO BB IBB HBP BLK WP HR S P ERA WHIP	IP WLS BF H R ER SO BB IBB HBP BLK WP HR S P ERA WHIP	IP WLS BF H R ER SO BB IBB HBP BLK WP HR S P ERA WHIP	IP WLS BF H R ER SO BB IBB HBP BLK WP HR S P ERA WHIP	IP WLS BF H R ER SO BB IBB HBP BLK WP HR S P ERA WHIP	IP WLS BF H R ER SO BB IBB HBP BLK WP HR S P ERA WHIP	IP WLS BF H R ER SO BB IBB HBP BLK WP HR S P ERA WHIP	IP WLS BF H R ER SO BB IBB HBP BLK WP HR S P ERA WHIP	IP WLS BF H R ER SO BB IBB HBP BLK WP HR S P ERA WHIP	IP WLS BF H R ER SO BB IBB HBP BLK WP HR S P ERA WHIP	IP WLS BF H R ER SO BB IBB HBP BLK WP HR S P ERA WHIP	IP WLS BF H R ER SO BB IBB HBP BLK WP HR S P ERA WHIP	IP WLS BF H R ER SO BB IBB HBP BLK WP HR S P ERA WHIP	IP WLS BF H R ER SO BB IBB HBP BLK WP HR S P ERA WHIP	IP WLS BF H R ER SO BB IBB HBP BLK WP HR S P ERA WHIP	IP WLS BF H R ER SO BB IBB HBP BLK WP HR S P ERA WHIP	IP WLS BF H R ER SO BB IBB HBP BLK WP HR S P ERA WHIP	IP WLS BF H R ER SO BB IBB HBP BLK WP HR S P ERA WHIP	IP WLS BF H R ER SO BB IBB HBP BLK WP HR S P ERA WHIP	IP WLS BF H R ER SO BB IBB HBP BLK WP HR S P ERA WHIP	IP WLS BF H R ER SO BB IBB HBP BLK WP HR S P ERA WHIP
40 Bartolo Colon, R (1, 1) ERA: 4.76	6.2	28	9	4	4	0	0	0	0	0	0	0	0	0	0	0	0	0	60	83	5.40	1.350
44 Eric O'Flaherty, L (7, 1) ERA: 7.15	0.1	1	0	0	0	0	0	0	0	0	0	1	1	0	0	0	0	0	1	1	0.00	0.000
39 Bobby Parnell, R (8, 1) ERA: 4.08	1.0	4	1	0	0	1	0	0	0	0	0	11	16	0	0	0	0	0	11	16	0.00	1.000

New York Mets @ Tampa Bay Rays
Tropicana Field, St. Petersburg, FL
Sun Aug 09 2015, 1:13 PM - 3:49 PM EDT
Att: 26,681 - Dome - 72 F

AB 32
R 3
H 6
RBI 3
BB 4
SO 13
LOB 17


New York Mets @ Tampa Bay Rays
Tropicana Field, St. Petersburg, FL
Sun Aug 09 2015, 1:13 PM - 3:49 PM EDT
Att: 26,681 - Dome - 72 F


AB 31
R 4
H 10
RBI 4
BB 0
SO 1
LOB 10

Batter	1	2	3	4	5	6	7	8	9	AB	R	H	RBI	BB	SO	LOB	TOP										
2 Michael Bourn, L (1.7) OBP: 0.302, SLG: 0.283	L6		K		P5		G6-3		F9	5	0	0	0	0	1	3	Atlanta Braves @ Tampa Bay Rays Tropicana Field, St. Petersburg, FL Wed Aug 12 2015, 7:11 PM - 10:22 PM EDT Att: 16,337 - Dome - 72 F livebaseballscorecards.com										
25 Cameron Maybin, R (1.8) OBP: 0.331, SLG: 0.379	G4-3		2B		1B		K			4	0	2	0	0	1	1											
22 Nick Markakis, L (1.9) OBP: 0.372, SLG: 0.379	G4-3		1B		K			G4-3		4	0	1	0	0	1	1											
15 A.J. Pierzynski, L (1.2) OBP: 0.332, SLG: 0.432		G3-6-1			F8			K		4	1	1	0	0	1	2											
13 Adonis Garcia, R (1.5) OBP: 0.271, SLG: 0.485		53 2B		G6-3		L9		G1-3		4	1	1	0	0	0	0											
8 Jace Peterson, L (1.4) OBP: 0.321, SLG: 0.346		13 1B		F8		G4-3			53 BB	3	0	0	0	1	1	2											
23 Nick Swisher, S (1.10) OBP: 0.256, SLG: 0.283		K		K						2	0	0	0	1	2	2											
14 Eury Pérez, R (7. PR) OBP: 0.319, SLG: 0.310		K		K						1	1	0	0	0	1	1											
53 Joey Terdoslavich, S (1.3) OBP: 0.224, SLG: 0.362		13 1B		K						3	2	2	1	1	1	0											
13 Pedro Ciriaco, R (1.6) OBP: 0.265, SLG: 0.388		13 1B		HR						3	1	2	4	0	1	2											
Inning Stats	R: 0 E: 0 K: 0 S: 9	H: 0 LOB: 0 BB: 0 P: 12	R: 3 E: 0 K: 2 S: 15	H: 4 LOB: 1 BB: 0 P: 25	R: 0 E: 0 K: 1 S: 10	H: 2 LOB: 1 BB: 0 P: 16	R: 0 E: 0 K: 1 S: 8	H: 0 LOB: 0 BB: 0 P: 13	R: 1 E: 0 K: 2 S: 14	H: 2 LOB: 1 BB: 0 P: 22	R: 0 E: 0 K: 0 S: 8	H: 0 LOB: 0 BB: 0 P: 9	R: 2 E: 0 K: 1 S: 12	H: 1 LOB: 1 BB: 1 P: 20	R: 0 E: 0 K: 1 S: 11	H: 0 LOB: 0 BB: 0 P: 15	R: 0 E: 0 K: 2 S: 14	H: 0 LOB: 2 BB: 2 P: 26	1B: 5 2B: 3 3B: 0 HR: 1	SF: 1 SAC: 0 DP: 1 HBP: 0	WP: 1 PB: 0 SB: 0 CS: 0	PA: 37					
PITCHER	IP	WLS	BF	H	R	ER	SO	BB	IBB	HBP	BLK	WP	HR	S	P	ERA	WHIP										
23 Jake Odorizzi, R (1.1) ERA: 3.09	6.0		26	9	6	6	6	1	0	0	0	0	1	68	105	9.00	1.667										
37 Alex Colomé, R (7.1) ERA: 4.3	1.0	W	3	0	0	0	1	0	0	0	0	1	0	8	12	0.00	0.000										
57 Jake McGee, L (8.1) ERA: 1.93	1.0	H	3	0	0	0	1	0	0	0	0	0	0	11	15	0.00	0.000										
26 Brad Boxberger, R (9.1) ERA: 2.89	1.0	S	5	0	0	0	2	2	0	0	0	0	0	14	26	0.00	2.000										

Batter	1	2	3	4	5	6	7	8	9	AB	R	H	RBI	BB	SO	LOB	BOTTOM										
28 John Jaso, L (1.10) OBP: 0.385, SLG: 0.481			G4-3		K		K			3	0	1	0	0	1	0	Atlanta Braves @ Tampa Bay Rays Tropicana Field, St. Petersburg, FL Wed Aug 12 2015, 7:11 PM - 10:22 PM EDT Att: 16,337 - Dome - 72 F livebaseballscorecards.com										
36 Richie Shaffer, R (7.10) OBP: 0.500, SLG: 0.833			2B		HR		K			2	0	0	0	0	2	2											
24 Grady Sizemore, L (1.7) OBP: 0.277, SLG: 0.397		K		1B						5	2	3	1	0	2	0											
3 Evan Longoria, R (1.5) OBP: 0.345, SLG: 0.433		G4-3		K						5	1	1	0	0	3	1											
21 James Loney, L (1.3) OBP: 0.319, SLG: 0.365			L7							4	1	3	1	0	0	1											
1 Tim Beckham, R (7. PR) OBP: 0.296, SLG: 0.432		13 1B								1	1	0	0	0	1	0											
11 Logan Forsythe, R (1.4) OBP: 0.362, SLG: 0.440		F8		G4-3		FC6-4		SF8		3	0	1	1	0	0	2											
13 Asdrubal Cabrera, S (1.6) OBP: 0.310, SLG: 0.447		G4-3		G4-3				P4		4	1	2	0	0	0	3											
7 Daniel Nava, S (1.9) ERA: 4.74				G4-3						1	0	0	0	1	0	1											
5 Brandon Guyer, R (6. PH) OBP: 0.360, SLG: 0.384										2	1	1	0	0	1	1											
39 Kevin Kiermaier, L (1.8) OBP: 0.278, SLG: 0.402		G1-3						E1		3	1	1	1	1	0	2											
19 Curt Casali, R (1.2) OBP: 0.286, SLG: 0.579		F7		K						4	1	1	3	0	1	5											
Inning Stats	R: 0 E: 0 K: 1 S: 6	H: 1 LOB: 0 BB: 0 P: 9	R: 1 E: 0 K: 0 S: 12	H: 2 LOB: 2 BB: 1 P: 24	R: 0 E: 0 K: 1 S: 11	H: 1 LOB: 1 BB: 0 P: 16	R: 0 E: 0 K: 1 S: 13	H: 1 LOB: 2 BB: 1 P: 19	R: 1 E: 0 K: 2 S: 19	H: 2 LOB: 1 BB: 0 P: 28	R: 1 E: 0 K: 2 S: 10	H: 2 LOB: 1 BB: 0 P: 18	R: 6 E: 1 K: 1 S: 19	H: 5 LOB: 1 BB: 0 P: 30	R: 0 E: 0 K: 3 S: 10	H: 0 LOB: 0 BB: 0 P: 13	1B: 8 2B: 4 3B: 0 HR: 2	SF: 1 SAC: 0 DP: 0 HBP: 0	WP: 1 PB: 0 SB: 1 CS: 0	PA: 40							
PITCHER	IP	WLS	BF	H	R	ER	SO	BB	IBB	HBP	BLK	WP	HR	S	P	ERA	WHIP										
37 Matt Wisler, R (1.1) ERA: 4.74	5.0		23	7	2	2	5	2	0	0	0	0	0	7	13	3.60	3.000										
52 Andrew McKirahan, L (6.1) ERA: 4.5	0.2	H	4	2	1	1	1	0	0	0	0	0	0	3	5	0.00	0.000										
32 David Aardsma, R (6.1) ERA: 4.44	0.1	H	1	0	0	0	1	0	0	0	0	0	0	3	5	0.00	0.000										
56 Matt Marksberry, L (7.1) ERA: 5.14	0.2	L	7	4	6	4	0	0	0	0	0	1	0	13	21	54.00	6.000										
64 Ryan Kelly, R (7.1) ERA: 8.53	0.1		2	1	0	0	1	0	0	0	0	0	1	6	9	0.00	3.000										
PITCHER	IP	WLS	BF	H	R	ER	SO	BB	IBB	HBP	BLK	WP	HR	S	P	ERA	WHIP										
38 Aroldys Vizcaino, R (8.1) ERA: 0.61	1.0		3	0	0	0	3	0	0	0	0	0	0	10	13	0.00	0.000										



Batter	1	2	3	4	5	6	7	8	9	AB	R	H	RBI	BB	SO	LOB	TOP										
28 John Jaso, L (1, 10) OBP: 0.402, SLG: 0.488	G3-4-1		L3						K	4	0	2	1	1	1	0	<p>Tampa Bay Rays @ Texas Rangers Globe Life Park in Arlington, Arlington, TX Sat Aug 15 2015, 8:09 PM - 11:18 PM EDT Att: 32,351 - Partly Cloudy - 93 F</p> <p>livebaseballscorecards.com</p> <p>AB 36 R 4 H 10 RBI 4 BB 3 SO 9 LOB 18</p> 										
24 Grady Sizemore, L (1, 9) OBP: 0.289, SLG: 0.386	K		L3						K	3	0	0	0	0	1	3											
36 Richie Shaffer, R (7, PH) OBP: 0.409, SLG: 0.611	K		L3						K	2	0	1	0	0	1	3											
3 Evan Longoria, R (1, 5) OBP: 0.345, SLG: 0.432	G6-3								FC5-4	4	0	1	2	1	0	1											
21 James Loney, L (1, 3) OBP: 0.318, SLG: 0.363		F8							FC5-4	4	0	1	0	0	0	1											
11 Logan Forsythe, R (1, 4) OBP: 0.356, SLG: 0.432									G4-3	3	0	0	0	0	1	2											
1 Tim Beckham, R (7, 4) OBP: 0.289, SLG: 0.426									K	1	0	0	0	0	1	0											
13 Asdrubal Cabrera, S (1, 6) OBP: 0.316, SLG: 0.422									HR	3	1	1	1	1	1	2											
8 Desmond Jennings, R (1, 7) OBP: 0.332, SLG: 0.275									E5	2	0	1	0	0	1	1											
7 Daniel Nava, S (7, PH) OBP: 0.273, SLG: 0.187									K	2	1	1	0	0	0	0											
39 Kevin Kiermaier, L (1, 8) OBP: 0.276, SLG: 0.398									FC6-4	2	1	0	0	0	0	1											
5 Brandon Guyer, R (7, PH) OBP: 0.391, SLG: 0.394									FC6-4	2	1	1	0	0	0	1											
44 René Rivera, R (1, 2) OBP: 0.215, SLG: 0.291									K	4	0	1	0	0	2	3											
Inning Stats	R: 0 E: 0 K: 1 S: 13	H: 0 LOB: 0 BB: 0 P: 17	R: 0 E: 0 K: 2 S: 9	H: 0 LOB: 1 BB: 1 P: 16	R: 0 E: 0 K: 0 S: 13	H: 2 LOB: 1 BB: 0 P: 17	R: 0 E: 0 K: 1 S: 11	H: 0 LOB: 1 BB: 1 P: 18	R: 1 E: 0 K: 0 S: 7	H: 2 LOB: 1 BB: 0 P: 13	R: 0 E: 0 K: 0 S: 20	H: 1 LOB: 1 BB: 0 P: 30	R: 2 E: 0 K: 2 S: 15	H: 3 LOB: 1 BB: 1 P: 24	R: 1 E: 1 K: 1 S: 12	H: 1 LOB: 1 BB: 0 P: 17	R: 0 E: 0 K: 2 S: 10	H: 1 LOB: 1 BB: 0 P: 16	1B: 9 2B: 1 3B: 0 HR: 1	SF: 0 SAC: 0 DP: 1 HBP: 0	WP: 1 PB: 0 SB: 0 CS: 0	PA: 40					
PITCHER	IP	WLS	BF	H	R	ER	SO	BB	IBB	HBP	BLK	WP	HR	S	P	ERA	WHIP										
48 Colby Lewis, R (1, 1) ERA: 4.49	6.0	W	24	5	1	1	4	2	0	0	0	1	0	73	111	1.50	1.167										
44 Spencer Patton, R (7, 1) ERA: 7.96	0.1		4	2	2	2	1	1	0	0	0	0	0	9	14	54.00	9.000										
41 Jake Diekman, L (7, 1) ERA: 4.7	1.2		7	2	1	1	2	0	0	0	0	0	1	18	27	5.40	1.200										
71 Sam Freeman, L (9, 1) ERA: 2.7	1.0		4	1	0	0	2	0	0	0	0	0	0	10	16	0.00	1.000										

Batter	1	2	3	4	5	6	7	8	9	AB	R	H	RBI	BB	SO	LOB	BOTTOM										
7 Delino DeShields, R (1, 8) OBP: 0.360, SLG: 0.388	G3	F8								4	1	1	1	1	0	1	<p>Tampa Bay Rays @ Texas Rangers Globe Life Park in Arlington, Arlington, TX Sat Aug 15 2015, 8:09 PM - 11:18 PM EDT Att: 32,351 - Partly Cloudy - 93 F</p> <p>livebaseballscorecards.com</p> <p>AB 38 R 12 H 14 RBI 11 BB 4 SO 7 LOB 15</p> 										
17 Shin-Soo Choo, L (1, 9) OBP: 0.334, SLG: 0.434	84 2B	K								4	3	3	3	1	1	0											
84 Prince Fielder, L (1, 10) OBP: 0.393, SLG: 0.497	32 FC5		L9							5	1	2	1	0	0	1											
29 Adrian Beltré, R (1, 5) OBP: 0.307, SLG: 0.405	G6-3		F9							5	1	1	3	0	0	3											
18 Mitch Moreland, L (1, 3) OBP: 0.348, SLG: 0.509										3	0	2	0	1	0	2											
25 Mike Napoli, R (8, PH) OBP: 0.303, SLG: 0.378	32 FC5									1	0	0	0	0	1	0											
32 Josh Hamilton, L (1, 7) OBP: 0.296, SLG: 0.430	FC5									4	0	1	0	0	2	4											
20 Ryan Strausborger, R (7, 7) OBP: 0.250, SLG: 0.143										1	0	0	0	0	1	0											
1 Elvis Andrus, R (1, 6) OBP: 0.303, SLG: 0.343										4	1	1	0	0	1	1											
12 Rougned Odor, L (1, 4) OBP: 0.332, SLG: 0.447										3	3	1	0	1	1	2											
38 Chris Gimenez, R (1, 2) OBP: 0.321, SLG: 0.630										4	2	2	3	0	0	1											
Inning Stats	R: 1 E: 0 K: 0 S: 14	H: 2 LOB: 2 BB: 1 P: 23	R: 2 E: 0 K: 2 S: 12	H: 2 LOB: 0 BB: 0 P: 18	R: 0 E: 0 K: 1 S: 7	H: 1 LOB: 1 BB: 0 P: 13	R: 0 E: 0 K: 1 S: 5	H: 0 LOB: 0 BB: 0 P: 6	R: 0 E: 0 K: 0 S: 10	H: 1 LOB: 2 BB: 2 P: 20	R: 7 E: 1 K: 1 S: 26	H: 7 LOB: 1 BB: 0 P: 39	R: 2 E: 0 K: 0 S: 6	H: 1 LOB: 0 BB: 1 P: 15	R: 0 E: 0 K: 2 S: 10	H: 0 LOB: 0 BB: 0 P: 14	R: 0 E: 0 K: 2 S: 10	H: 0 LOB: 0 BB: 0 P: 14	1B: 8 2B: 3 3B: 0 HR: 3	SF: 0 SAC: 0 DP: 0 HBP: 0	WP: 0 PB: 0 SB: 2 CS: 1	PA: 42					
PITCHER	IP	WLS	BF	H	R	ER	SO	BB	IBB	HBP	BLK	WP	HR	S	P	ERA	WHIP										
22 Chris Archer, R (1, 1) ERA: 2.93	5.1	L	29	11	8	8	4	3	0	0	0	0	0	60	98	13.50	2.625										
49 Kirby Yates, R (6, 1) ERA: 9.82	1.2		10	3	4	3	1	1	0	0	0	0	2	20	36	16.20	2.400										
47 Brandon Gomes, R (8, 1) ERA: 4.08	1.0		3	0	0	0	2	0	0	0	0	0	0	10	14	0.00	0.000										

Batter	1	2	3	4	5	6	7	8	9	AB	R	H	RBI	BB	SO	LOB	TOP			
5 Brandon Guyer, R OBP: 0.362, SLG: 0.384										3	1	1	0	0	1	0	Tampa Bay Rays @ Houston Astros Minute Maid Park, Houston, TX Mon Aug 17 2015, 7:13 PM - 10:34 PM CDT Att: 16,256 - Roof Closed - 73 F			
28 John Jaso, L OBP: 0.422, SLG: 0.494										1	0	1	1	1	0	0				
21 James Loney, L OBP: 0.320, SLG: 0.364										1	0	0	0	0	1	2				
8 Desmond Jennings, R OBP: 0.322, SLG: 0.295										5	0	1	0	0	2	4				
3 Evan Longoria, R OBP: 0.344, SLG: 0.429										5	2	3	0	0	2	4				
11 Logan Forsythe, R OBP: 0.360, SLG: 0.432										3	2	1	0	2	1	1				
13 Asdrubal Cabrera, S OBP: 0.316, SLG: 0.421										4	2	2	3	0	0	2				
1 Tim Beckham, R OBP: 0.287, SLG: 0.440										5	1	1	3	0	0	5				
7 Daniel Nava, S OBP: 0.287, SLG: 0.210										5	1	3	0	0	1	0				
39 Kevin Kiermaier, L OBP: 0.283, SLG: 0.403										4	0	1	0	1	1	4				
19 Curt Casali, R OBP: 0.284, SLG: 0.547										5	0	1	2	0	2	3				
Inning Stats	R: 4 H: 4 E: 0 K: 2 S: 24	H: 4 LOB: 1 BB: 1 P: 38	R: 0 H: 0 E: 0 K: 2 S: 8	H: 0 LOB: 0 BB: 0 P: 9	R: 0 H: 2 E: 0 K: 0 S: 10	H: 2 LOB: 1 BB: 0 P: 16	R: 0 H: 0 E: 0 K: 1 S: 8	H: 0 LOB: 0 BB: 0 P: 11	R: 1 H: 2 E: 0 K: 1 S: 15	H: 2 LOB: 2 BB: 1 P: 22	R: 0 H: 0 E: 0 K: 1 S: 7	H: 0 LOB: 0 BB: 0 P: 10	R: 0 H: 1 E: 0 K: 2 S: 12	H: 1 LOB: 2 BB: 1 P: 18	R: 3 H: 4 E: 1 K: 1 S: 24	H: 4 LOB: 2 BB: 0 P: 31	1B: 14 2B: 0 3B: 0 HR: 1	SF: 1 SAC: 0 DP: 1 HBP: 0	WP: 0 PB: 0 SB: 0 CS: 0	PA: 46
PITCHER	IP WLS BF H R ER SO BB IBB HBP BLK WP HR S P ERA WHIP																			
26 Scott Kazmir, L ERA: 2.43	(1, 1) 5.1 L 27 9 6 6 6 3 0 0 0 0 0 1 73 109 10.12 2.250																			
35 Josh Fields, R ERA: 2.23	(6, 1) 0.2 3 1 0 0 1 0 0 0 0 0 0 10 12 0.00 1.500																			
29 Tony Sipp, L ERA: 2.23	(7, 1) 2.0 8 1 0 0 3 1 0 0 0 0 0 19 28 0.00 1.000																			
38 Oliver Pérez, L ERA: 2.87	(9, 1) 1.0 8 4 3 0 1 0 0 0 0 0 0 24 31 0.00 4.000																			

Batter	1	2	3	4	5	6	7	8	9	AB	R	H	RBI	BB	SO	LOB	BOTTOM					
27 Jose Altuve, R OBP: 0.347, SLG: 0.409										5	0	2	0	0	0	2	Tampa Bay Rays @ Houston Astros Minute Maid Park, Houston, TX Mon Aug 17 2015, 7:13 PM - 10:34 PM CDT Att: 16,256 - Roof Closed - 73 F					
20 Preston Tucker, L OBP: 0.307, SLG: 0.458										4	0	1	0	0	0	0						
9 Marwin Gonzalez, S OBP: 0.306, SLG: 0.422										1	0	0	0	0	0	2						
1 Carlos Correa, R OBP: 0.358, SLG: 0.532										4	0	1	0	0	2	2						
8 Jed Lowrie, S OBP: 0.380, SLG: 0.481										4	0	0	0	0	1	3						
30 Carlos Gómez, R OBP: 0.308, SLG: 0.394										4	1	1	0	0	1	0						
28 Colby Rasmus, L OBP: 0.307, SLG: 0.469										4	0	0	0	0	1	1						
Evan Gattis, R OBP: 0.269, SLG: 0.442										3	1	2	1	1	0	0						
18 Luis Valbuena, L OBP: 0.296, SLG: 0.426										2	0	0	0	1	0	1						
6 Jake Marisnick, R OBP: 0.291, SLG: 0.359										1	0	0	0	0	1	1						
15 Jason Castro, L OBP: 0.273, SLG: 0.375										2	0	0	0	1	1	2						
23 Chris Carter, R OBP: 0.297, SLG: 0.374										1	0	0	0	0	1	1						
Inning Stats	R: 0 H: 1 E: 0 K: 0 S: 9	H: 1 LOB: 1 BB: 0 P: 14	R: 1 H: 2 E: 1 K: 0 S: 12	H: 2 LOB: 1 BB: 1 P: 20	R: 0 H: 0 E: 0 K: 2 S: 8	H: 0 LOB: 0 BB: 0 P: 10	R: 1 H: 1 E: 0 K: 0 S: 10	H: 1 LOB: 0 BB: 0 P: 13	R: 0 H: 2 E: 0 K: 0 S: 13	H: 2 LOB: 2 BB: 0 P: 23	R: 0 H: 0 E: 0 K: 1 S: 15	H: 0 LOB: 2 BB: 1 P: 26	R: 0 H: 0 E: 0 K: 1 S: 9	H: 0 LOB: 0 BB: 0 P: 10	R: 0 H: 0 E: 0 K: 2 S: 9	H: 0 LOB: 0 BB: 0 P: 13	R: 0 H: 1 E: 0 K: 2 S: 15	H: 1 LOB: 2 BB: 1 P: 27	1B: 6 2B: 0 3B: 0 HR: 1	SF: 0 SAC: 0 DP: 0 HBP: 0	WP: 0 PB: 0 SB: 0 CS: 0	PA: 38
PITCHER	IP WLS BF H R ER SO BB IBB HBP BLK WP HR S P ERA WHIP																					
30 Erasmo Ramírez, R ERA: 3.57	(1, 1) 5.2 W 26 6 2 2 2 2 0 0 0 0 0 0 12 14 0.00 0.000																					
54 Steve Geltz, R ERA: 3.51	(6, 1) 1.1 H 4 0 0 0 2 0 0 0 0 0 0 0 9 13 0.00 0.000																					
47 Brandon Gomes, R ERA: 3.98	(8, 1) 1.0 3 0 0 0 2 0 0 0 0 0 0 0 9 13 0.00 0.000																					
45 Enny Romero, L ERA: 7.15	(9, 1) 1.0 5 1 0 0 2 1 0 0 0 0 0 0 15 27 0.00 2.000																					



Batter	1	2	3	4	5	6	7	8	9	10	11	12	13	AB	R	H	RBI	BB	SO	LOB	TOP					
5 Brandon Guyer, R OBP: 0.366, SLG: 0.395 (1, 8)	FC3-6 2B		1B			G6-3		1B		G3			G3-1	4	0	3	0	0	0	0						
24 Grady Sizemore, L (10, PH) OBP: 0.271, SLG: 0.380 (10, 9)			F7			K		K		G5-3			K	2	0	0	0	0	0	0						
8 Desmond Jennings, R OBP: 0.312, SLG: 0.277 (1, 7)	FC3-6 BB					K		K					K	5	0	0	0	1	3	3						
3 Evan Longoria, R OBP: 0.342, SLG: 0.425 (1, 5)	FC3-6		P2			K		1B				F8	K	6	0	1	0	0	2	3						
11 Logan Forsythe, R OBP: 0.362, SLG: 0.432 (1, 4)	K					1B		K				L6	K	5	1	2	0	0	2	5						
13 Asdrubal Cabrera, S OBP: 0.312, SLG: 0.413 (1, 10)	P3					G6-4-3		K				K	K	5	0	0	0	0	3	7						
1 Tim Beckham, R OBP: 0.290, SLG: 0.452 (1, 6)	G4-3					L8		1B				G5-3	K	5	1	2	1	0	0	0						
21 James Loney, L OBP: 0.311, SLG: 0.359 (1, 3)	G3-1					K		SF9		L4-3			2B	4	0	1	1	0	1	1						
7 Daniel Nava, S OBP: 0.267, SLG: 0.193 39 Kevin Kiermaier, L OBP: 0.264, SLG: 0.462 (7, 8)	G6-3					G3-1		G6-3		K		P2	P2	3	0	0	0	0	0	0						
19 Curt Casali, R OBP: 0.294, SLG: 0.581 28 John Jaso, L OBP: 0.295, SLG: 0.462 44 René Rivera, R OBP: 0.215, SLG: 0.290 (10, 2)	G1-3					L9		1B		K		K	K	3	0	1	0	0	0	0						
Inning Stats	R: 0 E: 0 K: 1 S: 14	H: 1 LOB: 2 BB: 1 P: 27	R: 0 E: 0 K: 0 S: 4	H: 0 LOB: 0 BB: 0 P: 6	R: 0 E: 0 K: 0 S: 8	H: 1 LOB: 1 BB: 0 P: 9	R: 0 E: 0 K: 2 S: 7	H: 0 LOB: 0 BB: 0 P: 9	R: 2 E: 0 K: 1 S: 18	H: 2 LOB: 0 BB: 0 P: 26	R: 0 E: 0 K: 1 S: 13	H: 3 LOB: 3 BB: 0 P: 20	R: 0 E: 0 K: 2 S: 6	H: 0 LOB: 0 BB: 0 P: 12	R: 0 E: 0 K: 1 S: 14	H: 1 LOB: 1 BB: 0 P: 17	R: 0 E: 0 K: 2 S: 8	H: 0 LOB: 0 BB: 0 P: 11	1B: 7 2B: 3 3B: 1 HR: 0	SF: 1 SAC: 0 DP: 2 HBP: 0	W/P: 0 PB: 0 SB: 1 CS: 0	PA: 48				
PITCHER	IP 7.0	WLS 28	H 7	R 2	ER 2	SO 5	BB 1	IBB 0	HBP 0	BLK 0	WP 0	HR 0	S 65	P 105	ERA 2.57	WHIP 1.143										
60 Dallas Keuchel, L ERA: 2.37 50 Chad Qualls, R ERA: 3.99 37 Pat Neshek, R ERA: 3.25 44 Luke Gregerson, R ERA: 3.0 36 Will Harris, R ERA: 1.5	38 Oliver Pérez, L ERA: 2.78 35 Josh Fields, R ERA: 2.2																									

Tampa Bay Rays @ Houston Astros
Minute Maid Park, Houston, TX
Wed Aug 19 2015, 7:13 PM - 11:16 PM CDT
Att. 26,001 - Roof Closed - 73 F

livebaseballscorecards.com
AB 46
R 2
H 10
RBI 2
BB 1
SO 14
LOB 21



Batter	1	2	3	4	5	6	7	8	9	10	11	12	13	AB	R	H	RBI	BB	SO	LOB	BOTTOM					
27 Jose Altuve, R OBP: 0.340, SLG: 0.412 (1, 4)	G5-3		2B			F8		K					F9	6	0	2	0	0	1	1						
9 Marwin Gonzalez, S OBP: 0.306, SLG: 0.453 (1, 7)	P5		K			L7		K					K	6	0	0	0	0	4	4						
1 Carlos Correa, R OBP: 0.396, SLG: 0.539 (1, 6)	HR		P3			G4-3		K				P2	K	6	1	2	2	0	1	1						
8 Jed Lowrie, S OBP: 0.377, SLG: 0.474 (1, 5)	1B					K		G5-3		20 WP 1B		2B	K	4	1	2	0	1	2	0						
20 Preston Tucker, L OBP: 0.305, SLG: 0.453 (1, 9)	P2					K		1B		K			K	5	0	1	0	0	2	2						
Evan Gattis, R OBP: 0.271, SLG: 0.442 (1, 10)			K			G5-3		1B				G4-3	G1-3	5	0	2	1	0	1	2						
18 Luis Valbuena, L OBP: 0.293, SLG: 0.419 (1, 3)	G5-3					K		P6		G4-6-3			1B	5	0	1	0	0	1	2						
16 Hank Conger, L OBP: 0.327, SLG: 0.446 (1, 2)	K2-3					K		K					K	5	0	0	0	0	5	0						
6 Jake Marisnick, R OBP: 0.262, SLG: 0.359 28 Colby Rasmus, L (10, PH) OBP: 0.305, SLG: 0.462 (11, 8)	K					K		G6-3		K2-3			K	3	0	1	0	0	1	0						
Inning Stats	R: 1 E: 0 K: 0 S: 10	H: 2 LOB: 1 BB: 0 P: 16	R: 0 E: 0 K: 2 S: 10	H: 0 LOB: 0 BB: 0 P: 13	R: 0 E: 0 K: 3 S: 11	H: 1 LOB: 1 BB: 0 P: 18	R: 0 E: 0 K: 1 S: 6	H: 0 LOB: 0 BB: 0 P: 13	R: 0 E: 0 K: 3 S: 9	H: 0 LOB: 0 BB: 0 P: 10	R: 1 E: 0 K: 1 S: 7	H: 2 LOB: 0 BB: 0 P: 12	R: 0 E: 0 K: 2 S: 7	H: 0 LOB: 0 BB: 0 P: 12	R: 0 E: 0 K: 2 S: 6	H: 1 LOB: 1 BB: 0 P: 9	R: 1 E: 0 K: 2 S: 12	H: 2 LOB: 2 BB: 1 P: 25	1B: 8 2B: 2 3B: 0 HR: 1	SF: 0 SAC: 0 DP: 2 HBP: 0	W/P: 1 PB: 0 SB: 2 CS: 0	PA: 48				
PITCHER	IP 6.0	WLS 24	H 6	R 1	ER 1	SO 8	BB 1	IBB 0	HBP 0	BLK 0	WP 0	HR 1	S 54	P 84	ERA 1.50	WHIP 1.167										
51 Nate Karns, R ERA: 3.44 31 Xavier Cedeño, L ERA: 2.17 37 Alex Colomé, R ERA: 4.11 26 Brad Boxberger, R ERA: 3.19 47 Brandon Gomes, R (10, 1) ERA: 3.8	35 Matt Andriese, R ERA: 3.19																									

Tampa Bay Rays @ Houston Astros
Minute Maid Park, Houston, TX
Wed Aug 19 2015, 7:13 PM - 11:16 PM CDT
Att. 26,001 - Roof Closed - 73 F

livebaseballscorecards.com
AB 46
R 3
H 11
RBI 3
BB 2
SO 19
LOB 12



Batter	1	2	3	4	5	6	7	8	9	AB	R	H	RBI	BB	SO	LOB	TOP			
28 John Jaso, L (1,10) OBP: 0.384, SLG: 0.443	G6-3		P5		F7		K			4	0	0	0	0	1	4	Tampa Bay Rays @ Houston Astros Minute Maid Park, Houston, TX Thu Aug 20 2015, 7:12 PM - 9:45 PM CDT Att: 18,177 - Roof Closed - 73 F livebaseballscorecards.com			
24 Grady Sizemore, L (1,9) OBP: 0.272, SLG: 0.376	G3				F9			G4-3		2	0	0	0	1	0	1				
5 Brandon Guyer, R (8,PH) OBP: 0.366, SLG: 0.393										1	0	0	0	0	0	0				
3 Evan Longoria, R (1,5) OBP: 0.341, SLG: 0.423	F8		F7		G4-3					4	0	1	0	0	0	4				
21 James Loney, L (1,3) OBP: 0.310, SLG: 0.357		G4-3		G1-3		K				4	0	1	0	0	1	0				
11 Logan Forsythe, R (1,4) OBP: 0.361, SLG: 0.430		G6-3				F8				4	1	1	0	0	1	2				
13 Asdrúbal Cabrera, S (1,6) OBP: 0.399, SLG: 0.469										4	0	0	0	0	4	3				
8 Desmond Jennings, R (1,7) OBP: 0.320, SLG: 0.287										4	0	2	1	0	0	0				
39 Kevin Kiermaier, L (1,8) OBP: 0.286, SLG: 0.402										3	0	1	0	1	0	1				
44 René Rivera, R (1,2) OBP: 0.219, SLG: 0.294										3	0	2	0	0	0	1				
Inning Stats	R: 0 E: 0 K: 0 S: 9	H: 0 LOB: 0 BB: 0 P: 14	R: 0 E: 0 K: 1 S: 8	H: 0 LOB: 0 BB: 0 P: 11	R: 0 E: 0 K: 1 S: 10	H: 1 LOB: 3 BB: 2 P: 19	R: 1 E: 0 K: 1 S: 15	H: 2 LOB: 1 BB: 2 P: 21	R: 0 E: 0 K: 2 S: 11	H: 0 LOB: 0 BB: 0 P: 18	R: 0 E: 0 K: 1 S: 8	H: 1 LOB: 1 BB: 0 P: 13	R: 0 E: 0 K: 2 S: 13	H: 2 LOB: 2 BB: 0 P: 19	R: 0 E: 0 K: 0 S: 10	H: 1 LOB: 0 BB: 0 P: 15	1B: 8 2B: 0 3B: 0 HR: 0	SF: 0 SAC: 1 DP: 0 HBP: 0	WP: 1 PB: 0 SB: 0 CS: 1	PA: 36
PITCHER	IP	WLS	BF	H	R	ER	SO	BB	IBB	HBP	BLK	WP	HR	S	P	ERA	WHIP			
31 Collin McHugh, R (1,1) ERA: 3.96	7.0	L	28	5	1	1	5	2	0	0	0	1	0	71	108	1.29	1.000			
29 Tony Sipp, L (8,1) ERA: 2.18	1.0		5	2	0	0	2	0	0	0	0	0	0	13	19	0.00	2.000			
50 Chad Qualls, R (9,1) ERA: 3.89	1.0		3	1	0	0	0	0	0	0	0	0	0	10	15	0.00	1.000			

Batter	1	2	3	4	5	6	7	8	9	AB	R	H	RBI	BB	SO	LOB	BOTTOM					
27 Jose Altuve, R (1,4) OBP: 0.349, SLG: 0.409										3	0	0	0	1	2	0	Tampa Bay Rays @ Houston Astros Minute Maid Park, Houston, TX Thu Aug 20 2015, 7:12 PM - 9:45 PM CDT Att: 18,177 - Roof Closed - 73 F livebaseballscorecards.com					
9 Marwin Gonzalez, S (1,3) OBP: 0.303, SLG: 0.426										3	0	0	0	0	1	1						
1 Carlos Correa, R (1,6) OBP: 0.352, SLG: 0.533										3	0	0	0	0	1	1						
28 Colby Rasmus, L (1,9) OBP: 0.305, SLG: 0.461	2-6	G4-3								3	0	1	0	0	0	0						
30 Carlos Gómez, R (1,8) OBP: 0.310, SLG: 0.392										3	0	0	0	0	0	1						
Evan Gattis, R (1,10) OBP: 0.269, SLG: 0.439										3	0	0	0	0	2	1						
18 Luis Valbuena, L (1,5) OBP: 0.291, SLG: 0.416										3	0	0	0	0	2	1						
20 Preston Tucker, L (1,7) OBP: 0.302, SLG: 0.448										3	0	0	0	0	0	0						
15 Jason Castro, L (1,2) OBP: 0.275, SLG: 0.372										2	0	0	0	0	2	0						
8 Jed Lowrie, S (9,PH) OBP: 0.374, SLG: 0.470										1	0	0	0	0	1	0						
Inning Stats	R: 0 E: 0 K: 2 S: 9	H: 0 LOB: 1 BB: 1 P: 17	R: 0 E: 0 K: 1 S: 7	H: 0 LOB: 0 BB: 0 P: 11	R: 0 E: 0 K: 2 S: 8	H: 0 LOB: 0 BB: 0 P: 11	R: 0 E: 0 K: 1 S: 8	H: 0 LOB: 0 BB: 0 P: 11	R: 0 E: 0 K: 0 S: 7	H: 1 LOB: 1 BB: 0 P: 9	R: 0 E: 0 K: 2 S: 8	H: 0 LOB: 0 BB: 0 P: 12	R: 0 E: 0 K: 0 S: 4	H: 0 LOB: 0 BB: 0 P: 7	R: 0 E: 0 K: 2 S: 8	H: 0 LOB: 0 BB: 0 P: 12	R: 0 E: 0 K: 1 S: 6	H: 0 LOB: 0 BB: 0 P: 8	1B: 1 2B: 0 3B: 0 HR: 0	SF: 0 SAC: 0 DP: 0 HBP: 0	WP: 0 PB: 0 SB: 0 CS: 0	PA: 28
PITCHER	IP	WLS	BF	H	R	ER	SO	BB	IBB	HBP	BLK	WP	HR	S	P	ERA	WHIP					
22 Chris Archer, R (1,1) ERA: 2.77	9.0	W	29	1	0	0	11	1	0	0	0	0	0	65	98	0.00	0.222					

Tampa Bay Rays @ Houston Astros
 Minute Maid Park, Houston, TX
 Thu Aug 20 2015, 7:12 PM - 9:45 PM CDT
 Att: 18,177 - Roof Closed - 73 F



Batter	1	2	3	4	5	6	7	8	9	AB	R	H	RBI	BB	SO	LOB	TOP					
28 John Jaso, L (1, 10) OBP: 0.379, SLG: 0.430	G1-3		G5-3		G4-6-3		HBP			3	0	0	0	0	0	3	Tampa Bay Rays @ Oakland Athletics O.co Coliseum, Oakland, CA Fri Aug 21 2015, 10:10 PM - 1:00 AM EDT Att: 20,671 - Overcast - 61 F					
24 Grady Sizemore, L (1, 9) OBP: 0.278, SLG: 0.386	E8		G4-3				P6			3	0	2	0	0	0	0						
7 Daniel Nava, S (7, PH) OBP: 0.265, SLG: 0.191	G4-3									1	0	0	0	0	0	3						
3 Evan Longoria, R (1, 5) OBP: 0.339, SLG: 0.420	G4-3				K		K		G5-3	4	0	0	0	0	2	2						
21 James Loney, L (1, 3) OBP: 0.306, SLG: 0.351	F8				G6-3		G6-3		K	4	0	0	0	0	1	2						
11 Logan Forsythe, R (1, 4) OBP: 0.360, SLG: 0.427					K		F8		F8	3	1	0	0	0	1	1						
13 Asdrubal Cabrera, S (1, 6) OBP: 0.311, SLG: 0.468																						
8 Desmond Jennings, R (1, 7) OBP: 0.327, SLG: 0.330																						
39 Kevin Kiermaier, L (1, 8) OBP: 0.285, SLG: 0.400																						
19 Curt Casali, R (1, 2) OBP: 0.302, SLG: 0.583																						
Inning Stats	R: 0 H: 1 E: 1 K: 0 S: 8	H: 1 LOB: 1 BB: 0 P: 14	R: 1 H: 1 E: 0 K: 0 S: 14	H: 1 LOB: 0 BB: 0 P: 22	R: 0 H: 0 E: 0 K: 0 S: 6	H: 0 LOB: 0 BB: 0 P: 10	R: 0 H: 0 E: 0 K: 2 S: 10	H: 0 LOB: 2 BB: 1 P: 14	R: 0 H: 2 E: 0 K: 0 S: 6	H: 1 LOB: 3 BB: 0 P: 9	R: 0 H: 1 E: 0 K: 1 S: 7	H: 1 LOB: 1 BB: 1 P: 17	R: 0 H: 0 E: 0 K: 1 S: 7	H: 0 LOB: 0 BB: 0 P: 8	R: 1 H: 1 E: 0 K: 1 S: 11	H: 1 LOB: 0 BB: 0 P: 17	1B: 4 2B: 2 3B: 0 HR: 1	SF: 0 SAC: 0 DP: 1 HBP: 2	WP: 1 PB: 0 SB: 0 CS: 1	PA: 36		
PITCHER	IP WLS BF H R ER SO BB IBB HBP BLK WP HR S P ERA WHIP	IP WLS BF H R ER SO BB IBB HBP BLK WP HR S P ERA WHIP	IP WLS BF H R ER SO BB IBB HBP BLK WP HR S P ERA WHIP	IP WLS BF H R ER SO BB IBB HBP BLK WP HR S P ERA WHIP	IP WLS BF H R ER SO BB IBB HBP BLK WP HR S P ERA WHIP	IP WLS BF H R ER SO BB IBB HBP BLK WP HR S P ERA WHIP	IP WLS BF H R ER SO BB IBB HBP BLK WP HR S P ERA WHIP	IP WLS BF H R ER SO BB IBB HBP BLK WP HR S P ERA WHIP	IP WLS BF H R ER SO BB IBB HBP BLK WP HR S P ERA WHIP	IP WLS BF H R ER SO BB IBB HBP BLK WP HR S P ERA WHIP	IP WLS BF H R ER SO BB IBB HBP BLK WP HR S P ERA WHIP	IP WLS BF H R ER SO BB IBB HBP BLK WP HR S P ERA WHIP	IP WLS BF H R ER SO BB IBB HBP BLK WP HR S P ERA WHIP	IP WLS BF H R ER SO BB IBB HBP BLK WP HR S P ERA WHIP	IP WLS BF H R ER SO BB IBB HBP BLK WP HR S P ERA WHIP	IP WLS BF H R ER SO BB IBB HBP BLK WP HR S P ERA WHIP	IP WLS BF H R ER SO BB IBB HBP BLK WP HR S P ERA WHIP					
40 Chris Bassitt, R (1, 1) ERA: 2.48	6.2	L	28	6	1	1	3	2	0	2	0	0	0	0	0	0	1	0	58	96	1.35	1.200
29 Pat Venditte, S (7, 1) ERA: 0.87	1.1	H	4	0	0	0	1	0	0	0	0	0	0	0	0	0	0	0	8	10	0.00	0.000
58 Evan Scribner, R (9, 1) ERA: 3.79	1.0	H	4	1	1	1	1	0	0	0	0	0	0	0	0	0	0	1	11	17	9.00	1.000

Tampa Bay Rays @ Oakland Athletics
 O.co Coliseum, Oakland, CA
 Fri Aug 21 2015, 10:10 PM - 1:00 AM EDT
 Att: 20,671 - Overcast - 61 F

livebaseballscorecards.com



AB 32
R 2
H 7
RBI 2
BB 2
SO 5
LOB 16

Batter	1	2	3	4	5	6	7	8	9	AB	R	H	RBI	BB	SO	LOB	BOTTOM					
1 Billy Burns, S (1, 8) OBP: 0.334, SLG: 0.376	F7		G5-3		K		K		F7	5	0	0	0	0	2	5	Tampa Bay Rays @ Oakland Athletics O.co Coliseum, Oakland, CA Fri Aug 21 2015, 10:10 PM - 1:00 AM EDT Att: 20,671 - Overcast - 61 F					
20 Mark Canha, R (1, 3) OBP: 0.311, SLG: 0.407	P4				L5				K	4	0	1	0	0	1	0						
26 Danny Valencia, R (1, 5) OBP: 0.322, SLG: 0.512	F8				P2		L7		F9	4	0	0	0	0	0	1						
19 Josh Phegley, R (1, 2) OBP: 0.316, SLG: 0.457					E9				F9	4	0	1	0	0	0	0						
5 Jake Smolinski, R (1, 9) OBP: 0.300, SLG: 0.337					P4				L9	3	0	1	0	0	0	1						
22 Josh Reddick, L (9, PH) OBP: 0.331, SLG: 0.455					FC5-4					1	0	0	0	0	0	0						
15 Brett Lawrie, R (1, 4) OBP: 0.301, SLG: 0.400																						
16 Billy Butler, R (1, 10) OBP: 0.304, SLG: 0.354																						
21 Stephen Vogt, L (6, PH) OBP: 0.344, SLG: 0.449																						
23 Sam Fuld, L (9, PR) OBP: 0.269, SLG: 0.298																						
4 Coco Crisp, S (1, 7) OBP: 0.265, SLG: 0.230																						
10 Marcus Semien, R (1, 6) OBP: 0.301, SLG: 0.389																						
Inning Stats	R: 0 H: 0 E: 0 K: 0 S: 9	H: 1 LOB: 1 BB: 0 P: 13	R: 0 H: 1 E: 0 K: 0 S: 9	H: 1 LOB: 1 BB: 0 P: 15	R: 0 H: 0 E: 0 K: 0 S: 11	H: 0 LOB: 0 BB: 0 P: 13	R: 0 H: 0 E: 1 K: 1 S: 9	H: 0 LOB: 1 BB: 0 P: 13	R: 0 H: 2 E: 0 K: 1 S: 13	H: 3 LOB: 3 BB: 0 P: 17	R: 0 H: 0 E: 0 K: 2 S: 12	H: 0 LOB: 0 BB: 0 P: 16	R: 0 H: 0 E: 0 K: 1 S: 7	H: 0 LOB: 0 BB: 0 P: 12	R: 1 H: 3 E: 1 K: 1 S: 21	H: 3 LOB: 3 BB: 0 P: 33	1B: 9 2B: 2 3B: 0 HR: 0	SF: 0 SAC: 0 DP: 1 HBP: 0	WP: 1 PB: 0 SB: 1 CS: 0	PA: 37		
PITCHER	IP WLS BF H R ER SO BB IBB HBP BLK WP HR S P ERA WHIP	IP WLS BF H R ER SO BB IBB HBP BLK WP HR S P ERA WHIP	IP WLS BF H R ER SO BB IBB HBP BLK WP HR S P ERA WHIP	IP WLS BF H R ER SO BB IBB HBP BLK WP HR S P ERA WHIP	IP WLS BF H R ER SO BB IBB HBP BLK WP HR S P ERA WHIP	IP WLS BF H R ER SO BB IBB HBP BLK WP HR S P ERA WHIP	IP WLS BF H R ER SO BB IBB HBP BLK WP HR S P ERA WHIP	IP WLS BF H R ER SO BB IBB HBP BLK WP HR S P ERA WHIP	IP WLS BF H R ER SO BB IBB HBP BLK WP HR S P ERA WHIP	IP WLS BF H R ER SO BB IBB HBP BLK WP HR S P ERA WHIP	IP WLS BF H R ER SO BB IBB HBP BLK WP HR S P ERA WHIP	IP WLS BF H R ER SO BB IBB HBP BLK WP HR S P ERA WHIP	IP WLS BF H R ER SO BB IBB HBP BLK WP HR S P ERA WHIP	IP WLS BF H R ER SO BB IBB HBP BLK WP HR S P ERA WHIP	IP WLS BF H R ER SO BB IBB HBP BLK WP HR S P ERA WHIP	IP WLS BF H R ER SO BB IBB HBP BLK WP HR S P ERA WHIP	IP WLS BF H R ER SO BB IBB HBP BLK WP HR S P ERA WHIP					
33 Drew Smyly, L (1, 1) ERA: 3.42	5.2	W	24	6	0	0	2	0	0	0	0	0	0	0	0	0	1	0	65	91	0.00	1.059
47 Brandon Gomes, R (6, 1) ERA: 3.68	1.1	H	4	0	0	0	2	0	0	0	0	0	0	0	0	0	0	0	15	20	0.00	0.000
54 Steve Geltz, R (8, 1) ERA: 3.39	1.0	H	3	0	0	0	1	0	0	0	0	0	0	0	0	0	0	0	7	12	0.00	0.000
26 Brad Boxberger, R (9, 1) ERA: 3.31	1.0	S	6	3	1	1	1	0	0	0	0	0	0	0	0	0	1	0	21	33	9.00	3.000

Tampa Bay Rays @ Oakland Athletics
 O.co Coliseum, Oakland, CA
 Fri Aug 21 2015, 10:10 PM - 1:00 AM EDT
 Att: 20,671 - Overcast - 61 F

livebaseballscorecards.com



AB 37
R 1
H 9
RBI 1
BB 0
SO 6
LOB 16

Batter	1	2	3	4	5	6	7	8	9	AB	R	H	RBI	BB	SO	LOB	TOP			
28 John Jaso, L (1, 10) OBP: 0.375, SLG: 0.452	G6-3		HR		K			G1-3		4	1	1	1	0	1	2	<p>Tampa Bay Rays @ Oakland Athletics</p> <p>O.co Coliseum, Oakland, CA</p> <p>Sat Aug 22 2015, 9:09 PM - 11:45 PM EDT</p> <p>Att: 35,067 - Partly Cloudy - 65 F</p>			
24 Grady Sizemore, L (1, 9) OBP: 0.277, SLG: 0.380			G3-1			L7		G3-1		3	0	0	0	1	0	0				
5 Brandon Guyer, R (9, 9) OBP: 0.366, SLG: 0.393	G5-4-3									0	0	0	0	0	0	0				
3 Evan Longoria, R (1, 5) OBP: 0.336, SLG: 0.416	G5-4-3			G4-3		G6-3		K		4	0	0	0	0	1	1				
21 James Loney, L (1, 3) OBP: 0.306, SLG: 0.351		G4-3								3	0	1	0	0	1	0				
7 Daniel Nava, S (6, 3) OBP: 0.272, SLG: 0.191										0	0	0	0	1	0	0				
1 Tim Beckham, R (9, PR) OBP: 0.290, SLG: 0.452										0	1	0	0	0	0	0				
11 Logan Forsythe, R (1, 4) OBP: 0.361, SLG: 0.437										4	2	2	1	0	0	1				
13 Asdrubal Cabrera, S (1, 6) OBP: 0.313, SLG: 0.463										4	1	2	3	0	0	0				
8 Desmond Jennings, R (1, 7) OBP: 0.324, SLG: 0.337										4	0	1	0	0	1	2				
39 Kevin Kiermaier, L (1, 8) OBP: 0.283, SLG: 0.396										4	0	0	0	0	2	3				
19 Curt Casali, R (1, 2) OBP: 0.303, SLG: 0.571										2	0	0	0	1	0	0				
Inning Stats	R: 0 E: 0 K: 0 S: 5	H: 0 LOB: 0 BB: 1 P: 12	R: 1 E: 0 K: 1 S: 10	H: 1 LOB: 0 BB: 0 P: 15	R: 1 E: 0 K: 1 S: 8	H: 1 LOB: 0 BB: 0 P: 11	R: 0 E: 0 K: 0 S: 6	H: 1 LOB: 0 BB: 0 P: 9	R: 0 E: 0 K: 1 S: 12	H: 0 LOB: 0 BB: 0 P: 13	R: 1 E: 0 K: 0 S: 9	H: 1 LOB: 0 BB: 0 P: 14	R: 0 E: 0 K: 0 S: 10	H: 0 LOB: 0 BB: 0 P: 16	R: 2 E: 0 K: 2 S: 15	H: 2 LOB: 2 BB: 1 P: 24	1B: 1 2B: 3 3B: 0 HR: 3	SF: 0 SAC: 0 DP: 2 HBP: 0	WP: 0 PB: 0 SB: 1 CS: 0	PA: 35
PITCHER	IP WLS BF H R ER SO BB IBB HBP BLK WP HR S P ERA WHIP	8.0 L 29 5 3 3 4 2 0 0 0 0 3 69 108 3.38 0.875	0.1 L 3 1 2 2 1 1 0 0 0 0 0 9 18 54.00 6.000	0.2 B 3 1 0 0 1 0 0 0 0 0 0 6 6 0.00 1.500																

AB	32
R	5
H	7
RBI	5
BB	3
SO	6
LOB	9



Batter	1	2	3	4	5	6	7	8	9	AB	R	H	RBI	BB	SO	LOB	BOTTOM					
1 Billy Burns, S (1, 8) OBP: 0.331, SLG: 0.372	L8	G6-3			L9			G3		4	0	0	0	0	0	2	<p>Tampa Bay Rays @ Oakland Athletics</p> <p>O.co Coliseum, Oakland, CA</p> <p>Sat Aug 22 2015, 9:09 PM - 11:45 PM EDT</p> <p>Att: 35,067 - Partly Cloudy - 65 F</p>					
4 Coco Crisp, S (1, 7) OBP: 0.255, SLG: 0.220	G3		K		G4-3			G3-1		4	0	0	0	0	1	0						
22 Josh Reddick, L (1, 9) OBP: 0.311, SLG: 0.454	CI				G4-3			F7		3	0	1	0	0	0	0						
20 Mark Canha, R (1, 3) OBP: 0.313, SLG: 0.422					G1-4-3					4	1	2	1	0	0	1						
21 Stephen Vogt, L (1, 10) OBP: 0.341, SLG: 0.444										4	0	0	0	0	3	0						
15 Brett Lawrie, R (1, 5) OBP: 0.305, SLG: 0.408										4	2	3	0	0	1	0						
19 Josh Phegley, R (1, 2) OBP: 0.319, SLG: 0.480										4	1	2	3	0	0	1						
28 Eric Sogard, L (1, 4) OBP: 0.290, SLG: 0.278										2	0	0	0	2	0	0						
10 Marcus Semien, R (1, 6) OBP: 0.299, SLG: 0.385										4	0	0	0	0	1	4						
Inning Stats	R: 0 E: 1 K: 0 S: 10	H: 1 LOB: 2 BB: 0 P: 14	R: 1 E: 0 K: 1 S: 15	H: 2 LOB: 2 BB: 1 P: 25	R: 0 E: 0 K: 1 S: 9	H: 1 LOB: 0 BB: 0 P: 11	R: 0 E: 0 K: 2 S: 12	H: 1 LOB: 2 BB: 1 P: 18	R: 0 E: 0 K: 0 S: 5	H: 0 LOB: 0 BB: 0 P: 7	R: 3 E: 0 K: 0 S: 10	H: 3 LOB: 0 BB: 0 P: 10	R: 0 E: 0 K: 0 S: 6	H: 0 LOB: 0 BB: 0 P: 10	R: 0 E: 0 K: 2 S: 7	H: 0 LOB: 0 BB: 0 P: 9		R: 0 E: 0 K: 0 S: 7	H: 0 LOB: 0 BB: 0 P: 11	1B: 2 2B: 4 3B: 0 HR: 2	SF: 0 SAC: 0 DP: 1 HBP: 0	WP: 0 PB: 0 SB: 0 CS: 0
PITCHER	IP WLS BF H R ER SO BB IBB HBP BLK WP HR S P ERA WHIP	7.0 W 6 8 4 4 4 2 0 0 0 0 0 14 20 0.00 0.000																				

AB	33
R	4
H	8
RBI	4
BB	2
SO	6
LOB	8




Batter	1	2	3	4	5	6	7	8	9	AB	R	H	RBI	BB	SO	LOB	TOP			
24 Grady Sizemore, L (1, 10) OBP: 0.281, SLG: 0.382	F7		1B			1B	F7			4	0	2	0	0	0	2	Tampa Bay Rays @ Oakland Athletics O.co Coliseum, Oakland, CA Sun Aug 23 2015, 4:09 PM - 7:06 PM EDT Att: 19,425 - Partly Cloudy - 68 F			
7 Daniel Nava, S (1, 9) OBP: 0.271, SLG: 0.185	L3		K			G4-6-3				3	0	0	0	1	1	2				
3 Evan Longoria, R (1, 5) OBP: 0.333, SLG: 0.412	G6-3					K				4	0	0	0	0	2	1				
28 John Jaso, L (1, 7) OBP: 0.374, SLG: 0.443		K				L8				2	0	0	0	1	1	0				
39 Kevin Kiermaier, L (7, PR) OBP: 0.294, SLG: 0.397										1	1	1	0	0	0	0				
11 Logan Forsythe, R (1, 4) OBP: 0.360, SLG: 0.434						F9				3	0	0	0	1	0	3				
13 Asdrubal Cabrera, S (1, 6) OBP: 0.372, SLG: 0.478										4	1	1	0	0	0	1				
21 James Loney, L (1, 3) OBP: 0.354, SLG: 0.548										2	0	0	0	0	0	1				
8 Desmond Jennings, R (7, PH) OBP: 0.321, SLG: 0.337										0	0	0	1	0	0	0				
1 Tim Beckham, R (7, 4) OBP: 0.288, SLG: 0.449										1	0	0	0	0	1	0				
5 Brandon Guyer, R (1, 8) OBP: 0.372, SLG: 0.401										3	0	2	0	1	0	0				
44 René Rivera, R (1, 2) OBP: 0.220, SLG: 0.294										4	0	1	1	0	0	2				
Inning Stats	R: 0 H: 0 E: 0 K: 0 S: 6	H: 0 LOB: 0 BB: 0 P: 12	R: 0 H: 0 E: 0 K: 1 S: 15	H: 0 LOB: 1 BB: 1 P: 23	R: 0 H: 1 E: 0 K: 1 S: 11	H: 1 LOB: 1 BB: 0 P: 14	R: 0 H: 0 E: 0 K: 0 S: 5	H: 0 LOB: 0 BB: 0 P: 10	R: 0 H: 1 E: 0 K: 1 S: 10	H: 1 LOB: 1 BB: 0 P: 15	R: 0 H: 1 E: 0 K: 1 S: 6	H: 2 LOB: 2 BB: 2 P: 25	R: 0 H: 1 E: 0 K: 1 S: 14	H: 1 LOB: 1 BB: 1 P: 21	R: 0 H: 1 E: 0 K: 1 S: 10	H: 1 LOB: 1 BB: 0 P: 14	1B: 6 2B: 1 3B: 0 HR: 0	SF: 1 SAC: 0 DP: 2 HBP: 0	WP: 0 PB: 0 SB: 2 CS: 0	PA: 36
PITCHER	IP WLS BF H R ER SO BB IBB HBP BLK WP HR S P ERA WHIP	IP WLS BF H R ER SO BB IBB HBP BLK WP HR S P ERA WHIP	IP WLS BF H R ER SO BB IBB HBP BLK WP HR S P ERA WHIP	IP WLS BF H R ER SO BB IBB HBP BLK WP HR S P ERA WHIP	IP WLS BF H R ER SO BB IBB HBP BLK WP HR S P ERA WHIP	IP WLS BF H R ER SO BB IBB HBP BLK WP HR S P ERA WHIP	IP WLS BF H R ER SO BB IBB HBP BLK WP HR S P ERA WHIP	IP WLS BF H R ER SO BB IBB HBP BLK WP HR S P ERA WHIP	IP WLS BF H R ER SO BB IBB HBP BLK WP HR S P ERA WHIP	IP WLS BF H R ER SO BB IBB HBP BLK WP HR S P ERA WHIP	IP WLS BF H R ER SO BB IBB HBP BLK WP HR S P ERA WHIP	IP WLS BF H R ER SO BB IBB HBP BLK WP HR S P ERA WHIP	IP WLS BF H R ER SO BB IBB HBP BLK WP HR S P ERA WHIP	IP WLS BF H R ER SO BB IBB HBP BLK WP HR S P ERA WHIP	IP WLS BF H R ER SO BB IBB HBP BLK WP HR S P ERA WHIP	IP WLS BF H R ER SO BB IBB HBP BLK WP HR S P ERA WHIP	IP WLS BF H R ER SO BB IBB HBP BLK WP HR S P ERA WHIP			

Batter	1	2	3	4	5	6	7	8	9	AB	R	H	RBI	BB	SO	LOB	BOTTOM			
1 Billy Burns, S (1, 8) OBP: 0.335, SLG: 0.381	G6-3					1B				4	2	3	0	0	0	0	Tampa Bay Rays @ Oakland Athletics O.co Coliseum, Oakland, CA Sun Aug 23 2015, 4:09 PM - 7:06 PM EDT Att: 19,425 - Partly Cloudy - 68 F			
20 Mark Canha, R (1, 3) OBP: 0.316, SLG: 0.430	F9					P5				4	1	2	4	0	0	2				
22 Josh Reddick, L (1, 9) OBP: 0.328, SLG: 0.449	F8					E3				4	0	0	0	0	1	4				
26 Danny Valencia, R (1, 5) OBP: 0.325, SLG: 0.509										3	1	1	1	1	0	1				
21 Stephen Vogt, L (1, 2) OBP: 0.343, SLG: 0.448										4	0	2	0	0	0	0				
15 Brett Lawrie, R (1, 4) OBP: 0.304, SLG: 0.406										4	1	1	1	0	0	2				
16 Billy Butler, R (1, 10) OBP: 0.304, SLG: 0.355										4	1	1	0	0	2	0				
28 Eric Sogard, L (1, 6) OBP: 0.289, SLG: 0.278										4	1	1	2	0	1	0				
23 Sam Fuld, L (1, 7) OBP: 0.269, SLG: 0.295										3	1	0	0	1	2	0				
Inning Stats	R: 0 H: 0 E: 0 K: 0 S: 8	H: 0 LOB: 0 BB: 0 P: 11	R: 0 H: 0 E: 0 K: 0 S: 9	H: 0 LOB: 0 BB: 0 P: 13	R: 0 H: 0 E: 0 K: 3 S: 9	H: 0 LOB: 0 BB: 0 P: 12	R: 1 H: 2 E: 0 K: 0 S: 8	H: 2 LOB: 0 BB: 0 P: 14	R: 0 H: 0 E: 0 K: 1 S: 10	H: 0 LOB: 0 BB: 0 P: 16	R: 0 H: 1 E: 2 K: 0 S: 16	H: 1 LOB: 2 BB: 2 P: 23	R: 7 H: 8 E: 0 K: 1 S: 30	H: 8 LOB: 2 BB: 2 P: 42	R: 0 H: 0 E: 0 K: 1 S: 9	H: 0 LOB: 0 BB: 0 P: 12		1B: 7 2B: 2 3B: 2 HR: 0	SF: 0 SAC: 0 DP: 1 HBP: 0	WP: 0 PB: 0 SB: 0 CS: 0
PITCHER	IP WLS BF H R ER SO BB IBB HBP BLK WP HR S P ERA WHIP	IP WLS BF H R ER SO BB IBB HBP BLK WP HR S P ERA WHIP	IP WLS BF H R ER SO BB IBB HBP BLK WP HR S P ERA WHIP	IP WLS BF H R ER SO BB IBB HBP BLK WP HR S P ERA WHIP	IP WLS BF H R ER SO BB IBB HBP BLK WP HR S P ERA WHIP	IP WLS BF H R ER SO BB IBB HBP BLK WP HR S P ERA WHIP	IP WLS BF H R ER SO BB IBB HBP BLK WP HR S P ERA WHIP	IP WLS BF H R ER SO BB IBB HBP BLK WP HR S P ERA WHIP	IP WLS BF H R ER SO BB IBB HBP BLK WP HR S P ERA WHIP	IP WLS BF H R ER SO BB IBB HBP BLK WP HR S P ERA WHIP	IP WLS BF H R ER SO BB IBB HBP BLK WP HR S P ERA WHIP	IP WLS BF H R ER SO BB IBB HBP BLK WP HR S P ERA WHIP	IP WLS BF H R ER SO BB IBB HBP BLK WP HR S P ERA WHIP	IP WLS BF H R ER SO BB IBB HBP BLK WP HR S P ERA WHIP	IP WLS BF H R ER SO BB IBB HBP BLK WP HR S P ERA WHIP	IP WLS BF H R ER SO BB IBB HBP BLK WP HR S P ERA WHIP				

AB	31
R	2
H	7
RBI	2
BB	4
SO	5
LOB	12

AB	34
R	8
H	11
RBI	8
BB	2
SO	6
LOB	9



Batter	1	2	3	4	5	6	7	8	9	AB	R	H	RBI	BB	SO	LOB	TOP											
25 Byron Buxton, R OBP: 0.262, SLG: 0.306										4	2	2	1	1	2	2	Minnesota Twins @ Tampa Bay Rays Tropicana Field, St. Petersburg, FL Tue Aug 25 2015, 7:11 PM - 10:35 PM EDT Att: 9,632 - Dome - 72 F											
2 Brian Dozier, R OBP: 0.314, SLG: 0.480										5	1	1	2	0	0	4												
7 Joe Mauer, L OBP: 0.333, SLG: 0.377										3	2	0	0	2	1	0												
22 Miguel Sanó, R OBP: 0.397, SLG: 0.592										4	2	1	3	1	2	0												
24 Trevor Plouffe, R OBP: 0.305, SLG: 0.449										5	1	1	0	0	2	2												
20 Eddie Rosario, L OBP: 0.298, SLG: 0.454										5	1	2	1	0	1	3												
48 Toni Hunter, R OBP: 0.292, SLG: 0.410										5	0	2	2	0	2	2												
8 Kurt Suzuki, R OBP: 0.296, SLG: 0.313										3	1	1	0	1	0	2												
5 Eduardo Escobar, S OBP: 0.291, SLG: 0.396										4	1	2	2	0	1	0												
Inning Stats	R: 3 E: 0 K: 1 S: 12	H: 2 LOB: 0 BB: 1 P: 19	R: 0 E: 0 K: 1 S: 11	H: 1 LOB: 2 BB: 1 P: 21	R: 2 E: 0 K: 1 S: 13	H: 1 LOB: 1 BB: 2 P: 28	R: 2 E: 0 K: 2 S: 13	H: 1 LOB: 0 BB: 1 P: 23	R: 3 E: 0 K: 1 S: 18	H: 4 LOB: 0 BB: 0 P: 26	R: 0 E: 0 K: 2 S: 12	H: 0 LOB: 0 BB: 0 P: 14	R: 1 E: 0 K: 0 S: 7	H: 2 LOB: 0 BB: 0 P: 8	R: 0 E: 0 K: 1 S: 8	H: 0 LOB: 1 BB: 0 P: 11		R: 0 E: 0 K: 2 S: 10	H: 1 LOB: 0 BB: 0 P: 17	1B: 6 2B: 2 3B: 1 HR: 3	SF: 0 SAC: 0 DP: 1 HBP: 0	WP: 1 PB: 0 SB: 0 CS: 0	PA: 43					
PITCHER	IP	WLS	BF	H	R	ER	SO	BB	IBB	HBP	BLK	WP	HR	S	P	ERA	WHIP											
51 Nate Karns, R ERA: 3.69	(1, 1)	3.0		17	4	5	5	3	4	0	0	0	1	1	36	68	15.00	2.667										
35 Matt Andriese, R ERA: 4.18	(4, 1)	3.0	L	15	5	5	5	1	0	0	0	0	1	43	63	15.00	2.000											
31 Xavier Cedeño, L ERA: 2.35	(7, 1)	1.0		4	2	1	1	0	0	0	0	0	1	7	8	9.00	2.000											
45 Enny Romero, L ERA: 5.65	(8, 1)	2.0		7	1	0	0	3	0	0	0	0	0	18	28	0.00	0.500											
Batter	1	2	3	4	5	6	7	8	9	AB	R	H	RBI	BB	SO	LOB	BOTTOM											
24 Grady Sizemore, L OBP: 0.287, SLG: 0.377										3	1	0	0	2	1	3	Minnesota Twins @ Tampa Bay Rays Tropicana Field, St. Petersburg, FL Tue Aug 25 2015, 7:11 PM - 10:35 PM EDT Att: 9,632 - Dome - 72 F											
8 Desmond Jennings, R OBP: 0.324, SLG: 0.500										2	0	1	0	0	0	2												
7 Daniel Nava, S OBP: 0.282, SLG: 0.183										1	0	0	0	1	1	1												
3 Evan Longoria, R OBP: 0.332, SLG: 0.410										5	0	1	0	0	0	3												
28 John Jaso, L OBP: 0.383, SLG: 0.455										4	1	2	1	1	0	2												
11 Logan Forsythe, R OBP: 0.358, SLG: 0.432										5	1	1	0	0	1	5												
13 Adrián Cabrera, S OBP: 0.313, SLG: 0.421										4	2	1	1	1	1	4												
21 James Loney, L OBP: 0.309, SLG: 0.361										5	1	3	3	0	0	0												
39 Kevin Kiermaier, L OBP: 0.288, SLG: 0.400										5	0	3	1	0	0	1												
19 Curt Casali, R OBP: 0.304, SLG: 0.594										3	1	1	1	0	1	2												
44 René Rivera, R OBP: 0.218, SLG: 0.292										2	0	0	0	0	0	3												
Inning Stats	R: 0 E: 0 K: 1 S: 8	H: 2 LOB: 1 BB: 0 P: 11	R: 2 E: 0 K: 0 S: 14	H: 3 LOB: 2 BB: 1 P: 26	R: 3 E: 0 K: 1 S: 13	H: 3 LOB: 1 BB: 1 P: 28	R: 1 E: 0 K: 1 S: 13	H: 1 LOB: 2 BB: 1 P: 26	R: 1 E: 0 K: 1 S: 9	H: 1 LOB: 1 BB: 0 P: 13	R: 0 E: 0 K: 0 S: 5	H: 0 LOB: 0 BB: 0 P: 7	R: 0 E: 0 K: 0 S: 10	H: 2 LOB: 0 BB: 0 P: 14	R: 0 E: 0 K: 1 S: 12	H: 0 LOB: 2 BB: 2 P: 24	R: 0 E: 0 K: 0 S: 9	H: 1 LOB: 1 BB: 0 P: 15	1B: 8 2B: 3 3B: 1 HR: 1	SF: 0 SAC: 0 DP: 1 HBP: 2	WP: 0 PB: 0 SB: 0 CS: 0	PA: 46						
PITCHER	IP	WLS	BF	H	R	ER	SO	BB	IBB	HBP	BLK	WP	HR	S	P	ERA	WHIP											
54 Ervin Santana, R ERA: 6.05	(1, 1)	2.2		17	4	5	5	1	0	0	0	0	0	10	20	13.50	3.000											
62 J.R. Graham, R ERA: 5.15	(3, 1)	0.2	W	5	1	1	1	1	1	0	1	0	0	0	15	24	5.40	0.600										
55 Neal Cotts, L ERA: 3.25	(4, 1)	1.2	H	7	1	1	1	2	0	0	0	0	0	15	21	0.00	1.000											
50 Casey Fien, R ERA: 3.33	(6, 1)	2.0	H	8	2	0	0	0	0	0	0	0	0	15	21	0.00	1.000											
65 Trevor May, R ERA: 3.99	(8, 1)	1.0		5	0	0	0	1	2	0	0	0	0	12	24	0.00	2.000											

Batter	1	2	3	4	5	6	7	8	9	AB	R	H	RBI	BB	SO	LOB	TOP											
25 Byron Buxton, R (1, 8) 12 Chris Herrmann, L (9, PH) OBP: 0.314, SLG: 0.322										4	0	0	0	0	4	1	Minnesota Twins @ Tampa Bay Rays Tropicana Field, St. Petersburg, FL Thu Aug 27 2015, 7:10 PM - 9:59 PM EDT Att: 9,375 - Dome - 72 F livebaseballscorecards.com											
2 Brian Dozier, R (1, 4) OBP: 0.314, SLG: 0.477										3	1	1	0	1	0	1												
7 Joe Mauer, L (1, 10) OBP: 0.335, SLG: 0.382										4	0	1	0	0	0	2												
22 Miguel Sanó, R (1, 5) OBP: 0.394, SLG: 0.584										4	0	2	1	0	1	2												
24 Trevor Plouffe, R (1, 3) OBP: 0.302, SLG: 0.442										3	0	0	0	1	0	1												
48 Tori Hunter, R (1, 9) OBP: 0.290, SLG: 0.406										4	0	0	0	0	1	2												
5 Eduardo Escobar, S (1, 6) OBP: 0.296, SLG: 0.430										4	2	2	1	0	0	0												
8 Kurt Suzuki, R (1, 2) OBP: 0.298, SLG: 0.321										4	1	2	1	0	2	0												
21 Shane Robinson, R (1, 7) 20 Eddie Rosario, L (9, PH) OBP: 0.296, SLG: 0.452										3	0	1	0	0	1	1												
Inning Stats	R: 0 H: 1 E: 0 K: 2 S: 16	H: 1 LOB: 1 BB: 0 P: 22	R: 1 H: 2 E: 0 K: 1 S: 15	H: 2 LOB: 1 BB: 0 P: 25	R: 1 H: 1 E: 0 K: 1 S: 13	H: 1 LOB: 1 BB: 1 P: 21	R: 2 H: 3 E: 1 K: 1 S: 14	H: 3 LOB: 1 BB: 0 P: 20	R: 0 H: 1 E: 0 K: 0 S: 8	H: 0 LOB: 0 BB: 1 P: 16	R: 0 H: 0 E: 0 K: 1 S: 12	H: 0 LOB: 0 BB: 0 P: 19	R: 0 H: 1 E: 0 K: 1 S: 8	H: 1 LOB: 0 BB: 0 P: 11	R: 0 H: 0 E: 0 K: 1 S: 12	H: 0 LOB: 0 BB: 0 P: 16	R: 0 H: 0 E: 0 K: 3 S: 11	H: 0 LOB: 0 BB: 0 P: 14	1B: 4 2B: 4 3B: 0 HR: 1	SF: 0 SAC: 0 DP: 1 HBP: 0	WP: 0 PB: 0 SB: 0 CS: 0	PA: 37						
PITCHER	IP	WLS	BF	H	R	ER	SO	BB	IBB	HBP	BLK	WP	HR	S	P	ERA	WHIP											
33 Drew Smyly, L (1, 1) ERA: 3.82	4.1		23	8	4	3	5	2	0	0	0	0	0	1	63	100	6.23	2.308										
47 Brandon Gomes, R (5, 1) ERA: 3.66	1.2	W	4	0	0	0	1	0	0	0	0	0	0	0	15	23	0.00	0.000										
37 Alex Colomé, R (7, 1) ERA: 3.88	2.0	H	7	1	0	0	2	0	0	0	0	0	0	20	27	0.00	0.500											
26 Brad Boxberger, R (9, 1) ERA: 3.24	1.0	S	3	0	0	0	3	0	0	0	0	0	0	11	14	0.00	0.000											

Batter	1	2	3	4	5	6	7	8	9	AB	R	H	RBI	BB	SO	LOB	BOTTOM										
5 Brandon Guyer, R (1, 9) OBP: 0.367, SLG: 0.393										3	1	0	0	1	0	1	Minnesota Twins @ Tampa Bay Rays Tropicana Field, St. Petersburg, FL Thu Aug 27 2015, 7:10 PM - 9:59 PM EDT Att: 9,375 - Dome - 72 F livebaseballscorecards.com										
7 Daniel Nava, S (1, 3) OBP: 0.294, SLG: 0.228										4	0	2	0	0	2	0											
3 Evan Longoria, R (1, 5) OBP: 0.330, SLG: 0.416										3	0	0	1	0	0	2											
11 Logan Forsythe, R (1, 4) OBP: 0.357, SLG: 0.437										4	2	2	1	0	0	0											
13 Adrúbal Cabrera, S (1, 6) OBP: 0.312, SLG: 0.416										4	0	0	0	0	0	1											
9 Joey Butler, R (1, 7) OBP: 0.336, SLG: 0.411										4	1	2	1	0	0	0											
1 Tim Beckham, R (1, 10) 28 John Jaso, L (6, PH) OBP: 0.388, SLG: 0.442										2	1	1	0	0	0	0											
39 Kevin Kiermaier, L (1, 8) OBP: 0.295, SLG: 0.409										2	0	0	0	0	0	2											
40 J.P. Arenchibia, R (1, 2) OBP: 0.388, SLG: 0.442										2	0	0	1	0	2	2											
Inning Stats	R: 2 H: 2 E: 0 K: 0 S: 11	H: 1 LOB: 1 BB: 0 P: 17	R: 0 H: 0 E: 0 K: 1 S: 8	H: 0 LOB: 0 BB: 0 P: 11	R: 0 H: 0 E: 0 K: 0 S: 7	H: 0 LOB: 0 BB: 0 P: 9	R: 1 H: 3 E: 0 K: 0 S: 9	H: 3 LOB: 2 BB: 0 P: 13	R: 2 H: 2 E: 0 K: 1 S: 14	H: 2 LOB: 1 BB: 1 P: 26	R: 0 H: 0 E: 0 K: 1 S: 9	H: 0 LOB: 0 BB: 0 P: 12	R: 0 H: 1 E: 0 K: 0 S: 8	H: 1 LOB: 1 BB: 0 P: 14	1B: 6 2B: 3 3B: 0 HR: 1	SF: 2 SAC: 0 DP: 1 HBP: 0	WP: 0 PB: 1 SB: 0 CS: 0	PA: 34									
PITCHER	IP	WLS	BF	H	R	ER	SO	BB	IBB	HBP	BLK	WP	HR	S	P	ERA	WHIP										
33 Tommy Milone, L (1, 1) ERA: 3.86	5.1	L	24	8	5	4	2	1	0	0	0	0	0	2	4	0.00	0.000										
36 Blaine Boyer, R (6, 1) ERA: 2.84	1.0		4	0	0	0	2	1	0	0	0	0	0	12	20	0.00	1.000										
55 Neal Cotts, L (6, 1) ERA: 3.19	1.1		5	1	0	0	0	0	0	0	0	0	0	10	17	0.00	0.750										

AB	35
R	4
H	9
RBI	3
BB	2
SO	11
LOB	10



AB	30
R	5
H	9
RBI	4
BB	2
SO	4
LOB	8



Batter	1	2	3	4	5	6	7	8	9	AB	R	H	RBI	BB	SO	LOB	TOP										
2 Alcides Escobar, R OBP: 0.304, SLG: 0.328	F7	G5-3		K			K		G5-3	5	0	0	0	0	2	1											
18 Ben Zobrist, S OBP: 0.377, SLG: 0.475	1B		2B		K		G5-3			4	1	2	0	0	1	0											
6 Lorenzo Cain, R OBP: 0.367, SLG: 0.486	1B		BB		BB		F8			2	0	1	0	2	0	0											
35 Eric Hosmer, L OBP: 0.371, SLG: 0.469	K		G6-3		F8				BB	3	0	0	0	1	1	5											
25 Kendrys Morales, S OBP: 0.355, SLG: 0.464	G3		HR		1B				K	4	1	2	2	0	1	3											
8 Mike Moustakas, L OBP: 0.349, SLG: 0.446	P6		BB		G1-3				F8	3	0	0	0	1	0	3											
13 Salvador Perez, R OBP: 0.265, SLG: 0.423	1B		F7				L9		F7	4	1	1	0	0	0	2											
15 Alex Rios, R OBP: 0.288, SLG: 0.333	P3		G6-3		K				K	4	0	0	0	0	2	1											
16 Paulo Orlando, R OBP: 0.267, SLG: 0.417	1B		K		G6-3				P4	4	0	1	1	0	1	0											
Inning Stats	R: 0 H: 2 E: 0 K: 1 S: 14	H: 2 BB: 0 P: 23	R: 1 H: 2 E: 0 K: 0 S: 12	H: 2 BB: 1 P: 18	R: 2 H: 2 E: 0 K: 0 S: 18	H: 2 BB: 2 P: 27	R: 0 H: 0 E: 0 K: 2 S: 8	H: 0 BB: 0 P: 10	R: 0 H: 1 E: 0 K: 1 S: 11	H: 1 BB: 1 P: 17	R: 0 H: 0 E: 0 K: 1 S: 10	H: 0 BB: 0 P: 14	R: 0 H: 0 E: 0 K: 1 S: 9	H: 0 BB: 0 P: 10	R: 0 H: 0 E: 0 K: 1 S: 12	H: 0 BB: 1 P: 20	R: 0 H: 0 E: 0 K: 1 S: 8	H: 0 BB: 0 P: 13	1B: 5 2B: 1 3B: 0 HR: 1	SF: 0 SAC: 0 DP: 1 HBP: 0	WP: 0 PB: 1 SB: 0 CS: 0	PA: 37					
PITCHER	IP	WLS	BF	H	R	ER	SO	BB	IBB	HBP	BLK	WP	HR	S	P	ERA	WHIP										
30 Erasmo Ramirez, R ERA: 3.88	4.1	L	21	6	3	2	4	3	0	0	0	0	1	57	88	4.15	2.077										
31 Xavier Cedeño, L ERA: 2.31	0.2		3	1	0	0	0	0	0	0	0	0	0	6	7	0.00	1.500										
35 Matt Andriese, R ERA: 3.95	3.0		10	0	0	0	3	1	0	0	0	0	0	31	44	0.00	0.333										
54 Steve Geltz, R ERA: 3.92	1.0		3	0	0	0	1	0	0	0	0	0	0	8	13	0.00	0.000										

Kansas City Royals @ Tampa Bay Rays
Tropicana Field, St. Petersburg, FL
Fri Aug 28 2015, 7:12 PM - 10:12 PM EDT
Att: 13,622 - Dome - 72 F

livebaseballscorecards.com

AB 33
R 3
H 7
RBI 3
BB 4
SO 8
LOB 15



Batter	1	2	3	4	5	6	7	8	9	AB	R	H	RBI	BB	SO	LOB	BOTTOM										
24 Grady Sizemore, L OBP: 0.288, SLG: 0.373	BB		K		F8					2	0	0	0	1	1	0											
5 Brandon Guyer, R OBP: 0.370, SLG: 0.393	1B		1B				HBP			0	0	0	0	0	0	0											
7 Daniel Nava, S OBP: 0.309, SLG: 0.248	1B		1B		1B		FC4-6			4	1	3	0	0	0	2											
3 Evan Longoria, R OBP: 0.330, SLG: 0.414	K		1B		P4				G6-3	4	0	1	0	0	1	3											
28 John Jaso, L OBP: 0.377, SLG: 0.427	G3		E7		F8				K	4	0	0	0	0	1	3											
11 Logan Forsythe, R OBP: 0.356, SLG: 0.436	K		G6-3				K		1B	4	0	1	0	0	2	2											
13 Asdrubal Cabrera, S OBP: 0.331, SLG: 0.415	1B		F8		G4-3				L8	4	1	1	0	0	0	1											
21 James Loney, L OBP: 0.311, SLG: 0.365	2B		F8		F8		L5		F7	4	0	1	1	0	0	0											
39 Kevin Kiermaier, L OBP: 0.292, SLG: 0.405	L7-4		F7				G6-3		K2-3	4	0	0	0	0	1	1											
44 René Rivera, R OBP: 0.217, SLG: 0.286	F8								K	2	0	0	0	1	1	0											
1 Tim Beckham, R OBP: 0.291, SLG: 0.456										0	0	0	0	0	0	0											
40 J.P. Arencibia, R OBP: 0.292, SLG: 0.405							5 HBP			1	0	0	0	0	1	0											
Inning Stats	R: 0 H: 1 E: 0 K: 1 S: 12	H: 2 BB: 1 P: 21	R: 1 H: 2 E: 0 K: 1 S: 12	H: 2 BB: 0 P: 14	R: 1 H: 2 E: 0 K: 1 S: 16	H: 2 BB: 0 P: 24	R: 0 H: 0 E: 0 K: 0 S: 8	H: 0 BB: 0 P: 12	R: 0 H: 1 E: 0 K: 1 S: 8	H: 1 BB: 0 P: 13	R: 0 H: 0 E: 0 K: 1 S: 7	H: 0 BB: 0 P: 8	R: 0 H: 0 E: 0 K: 0 S: 9	H: 0 BB: 1 P: 21	R: 0 H: 1 E: 0 K: 1 S: 7	H: 0 BB: 0 P: 10	R: 0 H: 0 E: 0 K: 2 S: 7	H: 0 BB: 0 P: 7	1B: 6 2B: 2 3B: 0 HR: 0	SF: 0 SAC: 0 DP: 1 HBP: 1	WP: 0 PB: 0 SB: 0 CS: 0	PA: 36					
PITCHER	IP	WLS	BF	H	R	ER	SO	BB	IBB	HBP	BLK	WP	HR	S	P	ERA	WHIP										
36 Edinson Volquez, R ERA: 3.27	6.2	W	27	6	2	1	5	2	0	0	0	0	0	70	106	1.35	1.200										
45 Franklin Morales, L ERA: 2.22	0.1	H	2	0	0	0	0	0	0	1	0	0	0	2	7	0.00	0.000										
40 Kelvin Herrera, R ERA: 2.12	1.0	H	4	1	0	0	1	0	0	0	0	0	0	7	10	0.00	1.000										
56 Greg Holland, R ERA: 3.83	1.0	S	3	0	0	0	2	0	0	0	0	0	0	7	7	0.00	0.000										

Kansas City Royals @ Tampa Bay Rays
Tropicana Field, St. Petersburg, FL
Fri Aug 28 2015, 7:12 PM - 10:12 PM EDT
Att: 13,622 - Dome - 72 F

livebaseballscorecards.com


AB 33
R 2
H 7
RBI 1
BB 2
SO 8
LOB 12



Batter	1	2	3	4	5	6	7	8	9	AB	R	H	RBI	BB	SO	LOB	TOP					
2 Alcides Escobar, R OBP: 0.303, SLG: 0.327	F9		FC4-6			E6		E3		5	2	1	0	0	0	2						
18 Ben Zobrist, S OBP: 0.372, SLG: 0.468	K		L8			F7		FC6-4		5	0	0	0	0	1	5						
6 Lorenzo Cain, R OBP: 0.369, SLG: 0.485	L9									3	2	1	1	2	1	0						
35 Eric Hosmer, L OBP: 0.371, SLG: 0.471										5	2	2	1	0	2	3						
25 Kendrys Morales, S OBP: 0.353, SLG: 0.462										5	0	1	1	0	1	2						
8 Mike Moustakas, L OBP: 0.352, SLG: 0.452										5	0	3	3	0	1	0						
13 Salvador Perez, R OBP: 0.269, SLG: 0.424										4	0	2	0	1	0	2						
16 Paulo Orlando, R OBP: 0.260, SLG: 0.406										5	0	0	0	0	2	8						
1 Jarrod Dyson, L OBP: 0.319, SLG: 0.379										4	0	1	0	0	0	2						
Inning Stats	R: 0 E: 0 K: 1 S: 6	H: 0 LOB: 0 BB: 0 P: 9	R: 0 E: 0 K: 2 S: 10	H: 0 LOB: 0 BB: 0 P: 15	R: 0 E: 0 K: 1 S: 11	H: 2 LOB: 2 BB: 0 P: 18	R: 2 E: 1 K: 0 S: 17	H: 2 LOB: 2 BB: 1 P: 29	R: 2 E: 0 K: 1 S: 17	H: 3 LOB: 3 BB: 2 P: 31	R: 1 E: 0 K: 0 S: 15	H: 1 LOB: 1 BB: 0 P: 23	R: 0 E: 0 K: 1 S: 11	H: 0 LOB: 0 BB: 0 P: 16	R: 0 E: 1 K: 0 S: 14	H: 0 LOB: 1 BB: 0 P: 22	R: 1 E: 0 K: 2 S: 17	H: 3 LOB: 2 BB: 0 P: 26	1B: 8 2B: 3 HR: 0	SF: 0 SAC: 0 DP: 0 HBP: 0	WP: 0 PB: 0 CS: 3	PA: 44
PITCHER	IP WLS BF H R ER SO BB IBB HBP BLK WP HR S P ERA WHIP																					
23 Jake Odorizzi, R ERA: 3.18	4.2 L 24 7 4 4 5 2 0 0 0 0 0 0 57 93 7.71 1.929																					
54 Steve Geltz, R ERA: 3.84	1.1 7 1 1 0 0 0 1 0 0 0 0 0 19 32 0.00 0.750																					
45 Enny Romero, L ERA: 5.0	2.2 12 3 1 2 0 0 0 0 0 0 0 0 39 61 3.38 1.125																					
47 Brandon Gomes, R ERA: 3.84	0.1 1 0 0 0 1 0 0 0 0 0 0 0 3 3 0.00 0.000																					

Kansas City Royals @ Tampa Bay Rays
 Tropicana Field, St. Petersburg, FL
 Sat Aug 29 2015, 6:11 PM - 9:31 PM EDT
 Att: 24,372 - Dome - 72 F
livebaseballscorecards.com


AB	41
R	6
H	11
RBI	6
BB	3
SO	8
LOB	24



Batter	1	2	3	4	5	6	7	8	9	AB	R	H	RBI	BB	SO	LOB	BOTTOM					
24 Grady Sizemore, L OBP: 0.284, SLG: 0.367	K									3	0	0	0	0	3	2						
40 J.P. Arenchibia, R OBP: 0.167, SLG: 0.200										1	0	1	0	0	0	0						
7 Daniel Nava, S OBP: 0.315, SLG: 0.243	L8									2	0	0	0	1	1	1						
3 Evan Longoria, R OBP: 0.327, SLG: 0.411	G6-3									4	0	0	0	0	1	4						
28 John Jaso, L OBP: 0.380, SLG: 0.433										3	1	1	0	1	0	1						
11 Logan Forsythe, R OBP: 0.353, SLG: 0.432										4	0	0	0	0	1	2						
13 Asdrubal Cabrera, S OBP: 0.313, SLG: 0.414										3	1	1	1	1	2	1						
21 James Loney, L OBP: 0.309, SLG: 0.362										2	0	0	0	0	0	1						
9 Joey Butler, R OBP: 0.333, SLG: 0.408										2	0	0	0	0	1	1						
39 Kevin Kiermaier, L OBP: 0.294, SLG: 0.413										4	1	2	2	0	1	0						
44 René Rivera, R OBP: 0.219, SLG: 0.285										1	0	0	0	0	0	0						
5 Brandon Guyer, R OBP: 0.367, SLG: 0.389										2	0	0	0	0	1	0						
Inning Stats	R: 0 E: 0 K: 1 S: 6	H: 0 LOB: 0 BB: 0 P: 8	R: 0 E: 0 K: 1 S: 7	H: 0 LOB: 0 BB: 0 P: 7	R: 0 E: 0 K: 2 S: 12	H: 1 LOB: 3 BB: 1 P: 21	R: 3 E: 0 K: 0 S: 11	H: 3 LOB: 0 BB: 0 P: 18	R: 0 E: 0 K: 1 S: 8	H: 0 LOB: 1 BB: 0 P: 15	R: 0 E: 0 K: 0 S: 7	H: 0 LOB: 0 BB: 1 P: 13	R: 0 E: 0 K: 3 S: 12	H: 1 LOB: 0 BB: 0 P: 15	R: 0 E: 0 K: 2 S: 8	H: 0 LOB: 1 BB: 1 P: 15	R: 0 E: 0 K: 1 S: 5	H: 0 LOB: 0 BB: 0 P: 7	1B: 3 2B: 1 HR: 1	SF: 0 SAC: 0 DP: 1 HBP: 2	WP: 0 PB: 0 CS: 0	PA: 36
PITCHER	IP WLS BF H R ER SO BB IBB HBP BLK WP HR S P ERA WHIP																					
39 Kris Medlen, R ERA: 3.51	5.1 W 24 4 3 3 3 2 0 0 0 0 0 0 49 78 5.06 1.125																					
45 Franklin Morales, L ERA: 2.17	1.1 H 3 0 0 0 2 0 0 0 0 0 0 0 9 13 0.00 0.000																					
32 Chris Young, R ERA: 3.22	1.1 H 6 1 0 0 3 1 0 0 0 0 0 0 13 21 0.00 1.500																					
17 Wade Davis, R ERA: 0.99	1.0 S 3 0 0 0 1 0 0 0 0 0 0 0 5 7 0.00 0.000																					

Kansas City Royals @ Tampa Bay Rays
 Tropicana Field, St. Petersburg, FL
 Sat Aug 29 2015, 6:11 PM - 9:31 PM EDT
 Att: 24,372 - Dome - 72 F
livebaseballscorecards.com

AB	31
R	3
H	5
RBI	3
BB	3
SO	11
LOB	13



Batter	1	2	3	4	5	6	7	8	9	AB	R	H	RBI	BB	SO	LOB	TOP										
2 Alcides Escobar, R OBP: 0.301, SLG: 0.324	F7		K		G4-3		F9			4	0	0	0	0	1	2	Kansas City Royals @ Tampa Bay Rays Tropicana Field, St. Petersburg, FL Sun Aug 30 2015, 1:11 PM - 4:07 PM EDT Att: 18,634 - Dome - 72 F										
18 Ben Zobrist, S OBP: 0.373, SLG: 0.467	F8		1B		E1		BB			3	0	1	1	1	0	0											
6 Lorenzo Cain, R OBP: 0.368, SLG: 0.483	K		1B		G6-3		K			4	0	1	1	0	2	2											
35 Eric Hosmer, L OBP: 0.372, SLG: 0.471		1B	K		K		25 FC3-2			4	0	2	0	0	2	3											
25 Kendrys Morales, S OBP: 0.352, SLG: 0.459	F8		BB		G5-3		FC3-2			3	0	0	0	1	0	3											
8 Mike Moustakas, L OBP: 0.349, SLG: 0.448	F9		G3		F7		G6-3			4	0	0	0	0	0	4											
16 Paulo Orlando, R OBP: 0.260, SLG: 0.403	K		1B		G4-3		P3			4	0	1	0	0	1	1											
14 Omar Infante, R OBP: 0.232, SLG: 0.307			1B		P5		L8			4	1	1	0	0	0	1											
9 Drew Butera, R OBP: 0.242, SLG: 0.264			1B		G6-3		K			3	1	1	0	0	1	1											
Inning Stats	R: 0 H: 0 E: 0 K: 1 S: 8	H: 0 LOB: 0 BB: 0 P: 11	R: 0 H: 1 E: 0 K: 1 S: 12	LOB: 1 BB: 0 P: 18	R: 2 H: 4 E: 0 K: 2 S: 20	LOB: 3 BB: 1 P: 33	R: 0 H: 1 E: 0 K: 0 S: 7	LOB: 0 BB: 0 P: 11	R: 0 H: 0 E: 1 K: 1 S: 11	LOB: 0 BB: 0 P: 18	R: 0 H: 0 E: 0 K: 0 S: 8	LOB: 0 BB: 0 P: 10	R: 0 H: 0 E: 0 K: 1 S: 7	LOB: 0 BB: 0 P: 10	R: 0 H: 1 E: 0 K: 1 S: 7	LOB: 1 BB: 1 P: 12		R: 0 H: 0 E: 0 K: 0 S: 10	LOB: 0 BB: 0 P: 14	1B: 7 2B: 1 3B: 0 HR: 0	SF: 0 SAC: 0 DP: 1 HBP: 0	WP: 1 PB: 0 SB: 1 CS: 1	PA: 35				
PITCHER	IP	WLS	BF	H	R	ER	SO	BB	IBB	HBP	BLK	WP	HR	S	P	ERA	WHIP										
51 Nate Karns, R ERA: 3.69	5.0		22	6	2	2	5	1	0	0	0	1	0	58	91	3.60	1.400										
31 Xavier Cedeño, L ERA: 2.25	1.0	W	3	0	0	0	0	0	0	0	0	0	0	8	10	0.00	0.000										
37 Alex Colomé, R ERA: 3.8	2.0	H	7	1	0	0	2	1	0	0	0	0	0	14	22	0.00	1.000										
26 Brad Boxberger, R ERA: 3.18	1.0	S	3	0	0	0	0	0	0	0	0	0	0	10	14	0.00	0.000										

Batter	1	2	3	4	5	6	7	8	9	AB	R	H	RBI	BB	SO	LOB	BOTTOM										
5 Brandon Guyer, R OBP: 0.372, SLG: 0.407	E5		HR		1B		G6-3			4	2	3	1	0	0	0	Kansas City Royals @ Tampa Bay Rays Tropicana Field, St. Petersburg, FL Sun Aug 30 2015, 1:11 PM - 4:07 PM EDT Att: 18,634 - Dome - 72 F										
7 Daniel Nava, S OBP: 0.313, SLG: 0.236	F9		F9		F9		K			3	0	0	0	1	1	1											
3 Evan Longoria, R OBP: 0.328, SLG: 0.410	K		F7		F7		11 FC6-4			3	0	1	0	1	1	2											
11 Logan Forsythe, R OBP: 0.354, SLG: 0.432	F9		1B		1B		FC6-4			4	0	2	0	0	0	3											
9 Joey Butler, R OBP: 0.333, SLG: 0.407	F9		1B		1B		P5			3	0	1	1	0	0	3											
21 James Loney, L OBP: 0.308, SLG: 0.361	F9		F9		G1-3		K			1	0	0	0	0	0	0											
1 Tim Beckham, R OBP: 0.298, SLG: 0.447	K		K		K		G3			3	0	0	0	0	3	2											
13 Asdrúbal Cabrera, S OBP: 0.312, SLG: 0.413	K		K		K		K			1	0	0	0	0	0	0											
40 J.P. Arencibia, R OBP: 0.200, SLG: 0.222	K		1B		1B		P4			4	0	1	0	0	2	0											
39 Kevin Kiermaier, L OBP: 0.295, SLG: 0.420	K		K		K		HR			3	1	1	1	0	2	1											
44 René Rivera, R OBP: 0.217, SLG: 0.282	G6-3		F9		F8					3	0	0	0	0	0	1											
Inning Stats	R: 1 H: 2 E: 1 K: 2 S: 21	H: 2 LOB: 2 BB: 1 P: 32	R: 0 H: 0 E: 0 K: 2 S: 10	LOB: 0 BB: 0 P: 11	R: 1 H: 2 E: 0 K: 0 S: 14	LOB: 1 BB: 0 P: 18	R: 0 H: 1 E: 0 K: 2 S: 11	LOB: 1 BB: 0 P: 14	R: 0 H: 1 E: 0 K: 0 S: 14	LOB: 2 BB: 1 P: 24	R: 1 H: 1 E: 0 K: 1 S: 11	LOB: 0 BB: 0 P: 15	R: 0 H: 1 E: 0 K: 1 S: 11	LOB: 1 BB: 0 P: 16	R: 0 H: 0 E: 0 K: 1 S: 7	LOB: 0 BB: 0 P: 9	1B: 7 2B: 0 3B: 0 HR: 2	SF: 0 SAC: 0 DP: 0 HBP: 0	WP: 0 PB: 0 SB: 0 CS: 1	PA: 34							
PITCHER	IP	WLS	BF	H	R	ER	SO	BB	IBB	HBP	BLK	WP	HR	S	P	ERA	WHIP										
41 Danny Duffy, L ERA: 4.11	5.0		23	7	2	2	6	2	0	0	0	0	1	70	99	3.60	1.800										
44 Luke Hochevar, R ERA: 3.29	2.0	L	8	2	1	1	2	0	0	0	0	0	1	22	31	4.50	1.000										
32 Chris Young, R ERA: 3.19	1.0		3	0	0	0	1	0	0	0	0	0	0	7	9	0.00	0.000										

AB	33
R	2
H	7
RBI	2
BB	2
SO	7
LOB	17



AB	32
R	3
H	9
RBI	3
BB	2
SO	9
LOB	13



Batter	1	2	3	4	5	6	7	8	9	AB	R	H	RBI	BB	SO	LOB	TOP										
5 Brandon Guyer, R OBP: 0.369, SLG: 0.403	G5-3		P3		G6-4-3	K			L8	5	0	1	0	0	1	1	Tampa Bay Rays @ Baltimore Orioles Oriole Park at Camden Yards, Baltimore, MD Mon Aug 31 2015, 7:08 PM - 10:10 PM EDT Att: 19,841 - Overcast - 86 F										
9 Joey Butler, R OBP: 0.328, SLG: 0.400	K			G1-3	G6-4-3		K			4	0	0	0	0	2	1											
3 Evan Longoria, R OBP: 0.328, SLG: 0.415	F9			G5-3	HR		F7			4	1	1	1	0	0	0											
11 Logan Forsythe, R OBP: 0.357, SLG: 0.442		1 SF8		13 HR			F8			4	2	3	0	0	0	0											
13 Asdrúbal Cabrera, S OBP: 0.312, SLG: 0.419	G5-3			HR	G3-1			K		4	1	1	2	0	1	2											
1 Tim Beckham, R OBP: 0.291, SLG: 0.471	SF8			21 1B			HR			3	1	2	2	0	0	0											
21 James Loney, L OBP: 0.310, SLG: 0.361	G4-3			1B			44 G6-3			3	0	1	0	1	0	0											
39 Kevin Kiermaier, L OBP: 0.294, SLG: 0.419							F7			1	0	0	0	0	1	0											
7 Daniel Nava, S OBP: 0.290, SLG: 0.230										3	0	0	0	0	1	3											
44 René Rivera, R OBP: 0.217, SLG: 0.285					5 1B		G6-3			4	1	1	0	0	1	1											
Inning Stats	R: 0 E: 0 K: 1 S: 7	H: 0 LOB: 0 BB: 0 P: 9	R: 1 E: 0 K: 0 S: 11	H: 1 LOB: 0 BB: 0 P: 13	R: 0 E: 0 K: 2 S: 9	H: 0 LOB: 0 BB: 0 P: 12	R: 2 E: 0 K: 1 S: 17	H: 4 LOB: 2 BB: 0 P: 23	R: 2 E: 0 K: 0 S: 13	H: 4 LOB: 1 BB: 0 P: 20	R: 1 E: 0 K: 1 S: 11	H: 1 LOB: 1 BB: 1 P: 19	R: 0 E: 0 K: 1 S: 7	H: 0 LOB: 0 BB: 0 P: 9	R: 0 E: 0 K: 1 S: 9	H: 0 LOB: 0 BB: 0 P: 14	R: 0 E: 0 K: 0 S: 7	H: 0 LOB: 0 BB: 0 P: 10	1B: 4 2B: 2 HR: 3	SF: 1 SAC: 0 DP: 1 HBP: 0	WP: 0 PB: 0 SB: 0 CS: 0	PA: 37					
PITCHER	IP	WLS	BF	H	R	ER	SO	BB	IBB	HBP	BLK	WP	HR	S	P	ERA	WHIP										
16 Wei-Yin Chen, L ERA: 3.36	4.2	L	22	9	5	5	4	0	0	0	0	0	2	56	76	9.64	1.929										
35 Brad Brach, R ERA: 2.69	1.1		6	1	1	1	1	1	0	0	0	0	1	12	20	6.75	1.500										
61 Jason Garcia, R ERA: 4.24	2.0		6	0	0	0	2	0	0	0	0	0	0	16	23	0.00	0.000										
56 Darren O'Day, R ERA: 1.6	1.0		3	0	0	0	0	0	0	0	0	0	0	7	10	0.00	0.000										

AB 35
R 6
H 10
RBI 5
BB 1
SO 7
LOB 8



Batter	1	2	3	4	5	6	7	8	9	AB	R	H	RBI	BB	SO	LOB	BOTTOM										
13 Manny Machado, R OBP: 0.355, SLG: 0.495	L8		18 FC4-6				FC5-4		K	5	1	2	0	0	1	1	Tampa Bay Rays @ Baltimore Orioles Oriole Park at Camden Yards, Baltimore, MD Mon Aug 31 2015, 7:08 PM - 10:10 PM EDT Att: 19,841 - Overcast - 86 F										
18 Gerardo Parra, L OBP: 0.345, SLG: 0.489	B5-3		FC4-6		K		10 1B		F9	5	1	1	0	0	1	4											
10 Adam Jones, R OBP: 0.318, SLG: 0.491	E5		19 FC3-6				32 BB		K	4	1	1	1	1	2	0											
19 Chris Davis, L OBP: 0.335, SLG: 0.519	F7		FC3-6				45 1B		K	4	0	0	0	1	2	5											
32 Matt Wieters, S OBP: 0.289, SLG: 0.397		K	P5				45 1B		F8	4	0	0	0	1	1	3											
45 Steve Clevenger, L OBP: 0.385, SLG: 0.500	G4-3				E7		F7			4	0	1	2	0	0	0											
6 Jonathan Schoop, R OBP: 0.319, SLG: 0.497									FC6-4	4	0	2	0	0	1	3											
3 Ryan Flaherty, L OBP: 0.286, SLG: 0.352										3	0	0	0	1	1	2											
36 Caleb Joseph, R OBP: 0.314, SLG: 0.429	L8									3	0	1	0	1	1	2											
Inning Stats	R: 0 E: 1 K: 0 S: 12	H: 0 LOB: 1 BB: 0 P: 17	R: 0 E: 0 K: 1 S: 13	H: 1 LOB: 1 BB: 1 P: 26	R: 0 E: 0 K: 0 S: 14	H: 1 LOB: 2 BB: 1 P: 23	R: 0 E: 1 K: 3 S: 17	H: 1 LOB: 3 BB: 1 P: 26	R: 0 E: 0 K: 2 S: 10	H: 0 LOB: 0 BB: 0 P: 15	R: 0 E: 0 K: 0 S: 5	H: 1 LOB: 0 BB: 0 P: 6	R: 3 E: 0 K: 1 S: 18	H: 4 LOB: 2 BB: 1 P: 31	R: 0 E: 0 K: 2 S: 9	H: 0 LOB: 0 BB: 0 P: 13		R: 0 E: 0 K: 1 S: 13	H: 0 LOB: 1 BB: 1 P: 21	1B: 7 2B: 1 3B: 0 HR: 0	SF: 0 SAC: 0 DP: 1 HBP: 0	WP: 0 PB: 0 SB: 0 CS: 0	PA: 41				
PITCHER	IP	WLS	BF	H	R	ER	SO	BB	IBB	HBP	BLK	WP	HR	S	P	ERA	WHIP										
22 Chris Archer, R ERA: 2.78	6.0	W	26	4	0	0	6	3	0	0	0	0	0	18	31	0.00	1.167										
35 Matt Andriese, R ERA: 4.37	1.0		8	4	3	3	1	1	0	0	0	0	0	9	13	0.00	0.000										
37 Alex Colomé, R ERA: 3.76	1.0	H	3	0	0	0	2	0	0	0	0	0	0	13	21	0.00	1.000										
26 Brad Boxberger, R ERA: 3.12	1.0	S	4	0	0	0	1	1	0	0	0	0	0	13	21	0.00	1.000										

AB 36
R 3
H 8
RBI 3
BB 5
SO 10
LOB 20



Batter	1	2	3	4	5	6	7	8	9	10	11	AB	R	H	RBI	BB	SO	LOB	TOP					
24 Grady Sizemore, L OBP: 0.282, SLG: 0.363 27 Mikie Mahtook, R OBP: 0.273, SLG: 0.436												3	0	1	1	1	1	0						
5 Brandon Guyer, R OBP: 0.373, SLG: 0.413												6	1	1	0	0	1	2						
3 Evan Longoria, R OBP: 0.329, SLG: 0.426												5	2	2	3	0	0	0						
28 John Jaso, L OBP: 0.373, SLG: 0.430												5	1	1	0	0	2	0						
11 Logan Forsythe, R OBP: 0.307, SLG: 0.456 1 Tim Beckham, R OBP: 0.287, SLG: 0.465												3	0	3	0	2	0	0						
13 Adrobal Cabrera, S OBP: 0.311, SLG: 0.413												4	0	0	0	1	0	5						
21 James Loney, L OBP: 0.314, SLG: 0.361												5	0	2	1	0	1	1						
39 Kevin Kiermaier, L OBP: 0.293, SLG: 0.416												5	0	1	0	0	1	3						
40 J.P. Arenchibia, R OBP: 0.216, SLG: 0.283 44 René Rivera, R OBP: 0.216, SLG: 0.283												4	2	2	1	0	2	0						
Inning Stats	R: 0 E: 0 K: 1 S: 6	H: 0 LOB: 0 BB: 0 P: 8	R: 0 E: 0 K: 0 S: 10	H: 3 LOB: 2 BB: 0 P: 16	R: 4 E: 1 K: 0 S: 17	H: 5 LOB: 2 BB: 2 P: 37	R: 0 E: 0 K: 1 S: 7	H: 0 LOB: 0 BB: 0 P: 10	R: 0 E: 0 K: 0 S: 7	H: 1 LOB: 1 BB: 1 P: 14	R: 1 E: 0 K: 1 S: 12	H: 2 LOB: 1 BB: 0 P: 14	R: 0 E: 0 K: 3 S: 10	H: 0 LOB: 0 BB: 0 P: 11	R: 0 E: 0 K: 2 S: 9	H: 1 LOB: 0 BB: 0 P: 13	R: 0 E: 0 K: 0 S: 5	H: 0 LOB: 1 BB: 1 P: 13	R: 0 E: 0 K: 0 S: 10	H: 0 LOB: 1 BB: 1 P: 16	1B: 5 2B: 6 3B: 0 HR: 3	SF: 0 SAC: 0 DP: 3 HBP: 0	WP: 0 PB: 0 SB: 0 CS: 1	PA: 47
PITCHER	IP ERA WLS BF H R ER SO BB IBB HBP BLK WP HR S P ERA WHIP	39 Kevin Gausman, R ERA: 4.59 65 Chaz Roe, R ERA: 2.95 17 Brian Matusz, L ERA: 2.27 60 Mychal Givens, R ERA: 1.53 53 Zack Britton, L ERA: 2.0	56 Darren O'Day, R ERA: 1.74 35 Brad Brach, R ERA: 2.6	IP ERA WLS BF H R ER SO BB IBB HBP BLK WP HR S P ERA WHIP	1.0 11.57 4 7 0 0 0 0 2 0 0 0 0 0 15 29 0.00 1.000	2.0 2.00 7 0 0 0 0 0 0 0 0 0 0 0 18 29 0.00 1.000																		

Tampa Bay Rays @ Baltimore Orioles
 Oriole Park at Camden Yards, Baltimore, MD
 Wed Sep 02 2015, 7:07 PM - 10:43 PM EDT
 Att: 15,963 - Cloudy - 85 F

livebaseballscores.com

AB 42
 R 6
 H 13
 RBI 6
 BB 5
 SO 9
 LOB 11



Batter	1	2	3	4	5	6	7	8	9	10	11	AB	R	H	RBI	BB	SO	LOB	BOTTOM					
13 Manny Machado, R OBP: 0.356, SLG: 0.495												5	1	2	1	0	0	0						
18 Gerardo Parra, L OBP: 0.343, SLG: 0.488												5	1	1	1	0	2	1						
10 Adam Jones, R OBP: 0.313, SLG: 0.482												5	0	0	0	0	1	2						
19 Chris Davis, L OBP: 0.339, SLG: 0.538												4	2	3	3	0	0	0						
32 Matt Wieters, S OBP: 0.298, SLG: 0.397												2	1	1	0	2	0	0						
6 Jonathan Schoop, R OBP: 0.317, SLG: 0.507												4	1	1	2	0	2	3						
45 Steve Clevenger, L OBP: 0.351, SLG: 0.455												4	0	0	0	0	0	3						
28 Steve Pearce, R OBP: 0.292, SLG: 0.400												4	1	1	0	0	0	0						
3 Ryan Flaherty, L OBP: 0.295, SLG: 0.345												3	0	0	0	1	1	1						
Inning Stats	R: 0 E: 0 K: 1 S: 7	H: 0 LOB: 0 BB: 0 P: 9	R: 0 E: 0 K: 1 S: 11	H: 2 LOB: 1 BB: 0 P: 15	R: 4 E: 0 K: 1 S: 15	H: 4 LOB: 0 BB: 2 P: 22	R: 0 E: 0 K: 0 S: 6	H: 0 LOB: 0 BB: 0 P: 10	R: 0 E: 0 K: 1 S: 9	H: 0 LOB: 1 BB: 1 P: 15	R: 0 E: 0 K: 0 S: 5	H: 0 LOB: 0 BB: 0 P: 9	R: 0 E: 0 K: 1 S: 8	H: 0 LOB: 0 BB: 0 P: 11	R: 2 E: 0 K: 1 S: 12	H: 1 LOB: 0 BB: 1 P: 19	R: 0 E: 0 K: 0 S: 7	H: 0 LOB: 0 BB: 0 P: 11	R: 1 E: 0 K: 0 S: 1	H: 1 LOB: 0 BB: 0 P: 4	1B: 4 2B: 2 3B: 0 HR: 3	SF: 0 SAC: 0 DP: 1 HBP: 1	WP: 1 PB: 0 SB: 0 CS: 1	PA: 40
PITCHER	IP ERA WLS BF H R ER SO BB IBB HBP BLK WP HR S P ERA WHIP	30 Erasmo Ramirez, R ERA: 3.84 47 Brandon Gomes, R ERA: 3.56 54 Steve Gettz, R ERA: 3.75 37 Alex Colomé, R ERA: 3.71 26 Brad Boxberger, R ERA: 3.4	35 Matt Andrese, R ERA: 4.45	IP ERA WLS BF H R ER SO BB IBB HBP BLK WP HR S P ERA WHIP	1.0 9.00 1 4 1 1 0 0 0 0 0 0 0 0 15 15 0.00 1.500	1.0 9.00 1 8 1 15 0 0 0 0 0 0 0 0 15 15 0.00 1.000																		

Tampa Bay Rays @ Baltimore Orioles
 Oriole Park at Camden Yards, Baltimore, MD
 Wed Sep 02 2015, 7:07 PM - 10:43 PM EDT
 Att: 15,963 - Cloudy - 85 F

livebaseballscores.com

AB 36
 R 7
 H 9
 RBI 7
 BB 3
 SO 6
 LOB 10



Batter	1	2	3	4	5	6	7	8	9	AB R H RBI BB SO LOB	TOP											
24 Grady Sizemore, L (1, 7) OBP: 0.282, SLG: 0.361 36 Richie Shaffer, R (9, PH) OBP: 0.385, SLG: 0.591	L9		K		F7		1B		K	4 0 1 0 0 1 0 1 0 0 0 0 1 1	Tampa Bay Rays @ New York Yankees Yankee Stadium, Bronx, NY Fri Sep 04 2015, 7:09 PM - 9:46 PM EDT Att: 32,530 - Partly Cloudy - 82 F											
7 Daniel Nava, S (1, 9) OBP: 0.308, SLG: 0.240 5 Brandon Guyer, R (7, PH) OBP: 0.370, SLG: 0.410	G4-3 2B		F8		P6		F9		F7	3 0 1 0 0 0 0 2 0 0 0 0 0 2												
3 Evan Longoria, R (1, 5) OBP: 0.328, SLG: 0.431	G4-3 2-3		K		HR		F8			4 1 1 1 0 1 2												
28 John Jaso, L (1, 10)	G5-3		G5-3		G4-3		K			4 0 0 0 0 1 1												
11 Logan Forsythe, R (1, 4) OBP: 0.366, SLG: 0.454			K		F9		F9			4 0 1 0 0 1 0												
13 Asdrubal Cabrera, S (1, 6) OBP: 0.313, SLG: 0.412			F8		21 BB 1B		21 BB		K	3 0 1 0 1 1 1												
21 James Loney, L (1, 3) OBP: 0.320, SLG: 0.364			39 BB 1B		1-2		1-2		F7	3 0 2 0 1 0 0												
39 Kevin Kiermaier, L (1, 8) OBP: 0.295, SLG: 0.415			G6-3		K		K		40 BB 2B 1B	3 1 1 0 1 1 4												
40 J.P. Arenchibia, R (1, 2) OBP: 0.364, SLG: 0.762	K		G5-3		G5-3		G5-3		1-H 2B	4 0 1 1 0 1 2												
Inning Stats	R: 0 E: 0 K: 0 S: 6	H: 1 LOB: 1 BB: 0 P: 8	R: 0 E: 0 K: 1 S: 14	H: 2 LOB: 2 BB: 1 P: 20	R: 0 E: 0 K: 2 S: 10	H: 0 LOB: 0 BB: 0 P: 12	R: 0 E: 0 K: 1 S: 11	H: 1 LOB: 2 BB: 1 P: 19	R: 0 E: 0 K: 0 S: 8	H: 0 LOB: 0 BB: 0 P: 9		R: 1 E: 0 K: 1 S: 12	H: 2 LOB: 2 BB: 1 P: 19	R: 0 E: 0 K: 0 S: 15	H: 1 LOB: 1 BB: 0 P: 19	R: 0 E: 0 K: 2 S: 7	H: 0 LOB: 0 BB: 0 P: 10	R: 1 E: 0 K: 1 S: 10	H: 2 LOB: 1 BB: 0 P: 12	1B: 6 2B: 2 3B: 0 HR: 1	SF: 0 SAC: 0 DP: 0 HBP: 0	WP: 0 PB: 0 SB: 0 CS: 1
PITCHER	IP WLS BF H R ER SO BB IBB HBP BLK WP HR S P ERA WHIP											IP WLS BF H R ER SO BB IBB HBP BLK WP HR S P ERA WHIP										
40 Luis Severino, R (1, 1) ERA: 2.04	6.1 W 28 7 1 1 5 3 0 0 0 0 0 1 65 91 1.42 1.579																					
41 Justin Wilson, L (7, 1) ERA: 3.12	0.2 H 2 0 0 0 0 0 0 0 0 0 0 0 11 15 0.00 0.000																					
43 Adam Warren, R (8, 1) ERA: 3.3	1.1 6 2 1 1 2 0 0 0 0 0 0 0 13 18 6.75 1.500																					
48 Andrew Miller, L (9, 1) ERA: 1.84	0.2 S 2 0 0 0 1 0 0 0 0 0 0 0 4 4 0.00 0.000																					

AB	35
R	2
H	9
RBI	2
BB	3
SO	8
LOB	13



Batter	1	2	3	4	5	6	7	8	9	AB R H RBI BB SO LOB	BOTTOM									
22 Jacoby Ellsbury, L (1, 8) OBP: 0.333, SLG: 0.372 24 Chris Young, R (5, 7) OBP: 0.309, SLG: 0.458	G6-3		K			P5		K		2 0 0 0 0 1 0 2 0 0 0 0 1 0	Tampa Bay Rays @ New York Yankees Yankee Stadium, Bronx, NY Fri Sep 04 2015, 7:09 PM - 9:46 PM EDT Att: 32,530 - Partly Cloudy - 82 F									
11 Brett Gardner, L (1, 7) OBP: 0.397, SLG: 0.421	F7		F7		G4-3		1B			4 0 1 0 0 0 0										
36 Carlos Beltrán, S (1, 9) OBP: 0.340, SLG: 0.480	F8		K		F8		K			4 0 0 0 0 2 1										
34 Brian McCann, L (1, 2) OBP: 0.326, SLG: 0.477			13 HR BB		HR		33 HR BB			1 3 1 1 2 0 0										
13 Alex Rodriguez, R (1, 10) OBP: 0.361, SLG: 0.487			1-H HR		F7		K			3 1 1 2 0 1 1										
33 Greg Bird, L (1, 3) OBP: 0.333, SLG: 0.470			K		K		HR			3 1 1 2 0 2 0										
12 Chase Headley, S (1, 5) OBP: 0.339, SLG: 0.397			K		P3		K			3 0 0 0 0 2 0										
18 Didi Gregorius, L (1, 6) OBP: 0.319, SLG: 0.370			K		L9		P4			3 0 0 0 0 1 0										
14 Stephen Drew, L (1, 4) OBP: 0.279, SLG: 0.401			G6-3		P5		G6-3			3 0 0 0 0 0 0										
Inning Stats	R: 0 E: 0 K: 0 S: 10	H: 0 LOB: 0 BB: 0 P: 12	R: 2 E: 0 K: 3 S: 13	H: 1 LOB: 1 BB: 1 P: 23	R: 0 E: 0 K: 1 S: 7	H: 0 LOB: 0 BB: 0 P: 10	R: 1 E: 0 K: 2 S: 10	H: 1 LOB: 0 BB: 0 P: 20	R: 0 E: 0 K: 0 S: 9	H: 0 LOB: 0 BB: 0 P: 14		R: 0 E: 0 K: 0 S: 8	H: 0 LOB: 0 BB: 0 P: 14	R: 2 E: 0 K: 2 S: 13	H: 1 LOB: 1 BB: 1 P: 23	R: 0 E: 0 K: 2 S: 11	H: 1 LOB: 1 BB: 0 P: 16	1B: 1 2B: 0 3B: 0 HR: 3	SF: 0 SAC: 0 DP: 0 HBP: 0	WP: 0 PB: 0 SB: 0 CS: 0
PITCHER	IP WLS BF H R ER SO BB IBB HBP BLK WP HR S P ERA WHIP											IP WLS BF H R ER SO BB IBB HBP BLK WP HR S P ERA WHIP								
23 Jake Odorizzi, R (1, 1) ERA: 3.35	6.2 L 25 3 5 5 8 2 0 0 0 0 0 0 9 13 6.75 0.750																			
45 Enny Romero, L (7, 1) ERA: 4.74	1.0 4 1 0 0 1 0 0 0 0 0 0 0 9 14 0.00 1.000																			
34 C.J. Riefenhauser, L (8, 1) ERA: 9.45	0.1 1 0 0 0 1 0 0 0 0 0 0 0 3 5 0.00 0.000																			

AB	28
R	5
H	4
RBI	5
BB	2
SO	10
LOB	2



Batter	1	2	3	4	5	6	7	8	9	AB	R	H	RBI	BB	SO	LOB	TOP							
28 John Jaso, L (1,10) OBP: 0.373, SLG: 0.428 9 Joey Butler, R (7,PH) OBP: 0.324, SLG: 0.395										3	0	1	0	0	0	0	Tampa Bay Rays @ New York Yankees Yankee Stadium, Bronx, NY Sun Sep 06 2015, 1:10 PM - 4:16 PM EDT Att: 35,299 - Sunny - 84 F							
7 Daniel Nava, S (1,9) OBP: 0.309, SLG: 0.242 27 Mikie Mahtook, R (7,FR) OBP: 0.289, SLG: 0.450										3	1	1	0	1	0	1								
3 Evan Longoria, R (1,5) OBP: 0.331, SLG: 0.428										4	0	1	0	1	2	3								
24 Grady Sizemore, L (1,7) OBP: 0.282, SLG: 0.356 5 Brandon Guyer, R (9,PH) OBP: 0.397, SLG: 0.495										4	0	1	0	0	0	4								
11 Logan Forsythe, R (1,4) OBP: 0.364, SLG: 0.452										4	0	1	1	0	0	0								
13 Asdrubal Cabrera, S (1,6) OBP: 0.318, SLG: 0.422										4	2	3	1	0	0	2								
21 James Loney, L (1,3) OBP: 0.315, SLG: 0.355										3	0	0	0	0	1	2								
39 Kevin Kiermaier, L (1,8) OBP: 0.296, SLG: 0.422										4	1	1	2	0	0	2								
44 René Rivera, R (1,2) OBP: 0.214, SLG: 0.280 40 J.P. Arencibia, R (7,PH) OBP: 0.333, SLG: 0.696										2	0	0	0	0	0	0								
										2	0	0	0	0	1	0								
Inning Stats	R: 0 E: 0 K: 1 S: 9	H: 1 LOB: 1 BB: 0 P: 13	R: 2 E: 0 K: 0 S: 11	H: 2 LOB: 0 BB: 0 P: 15	R: 1 E: 0 K: 0 S: 14	H: 2 LOB: 1 BB: 1 P: 21	R: 0 E: 0 K: 0 S: 3	H: 0 LOB: 0 BB: 0 P: 5	R: 0 E: 1 K: 1 S: 13	H: 0 LOB: 1 BB: 0 P: 15	R: 0 E: 0 K: 2 S: 16	H: 1 LOB: 2 BB: 1 P: 24	R: 1 E: 0 K: 0 S: 14	H: 1 LOB: 0 BB: 0 P: 21	R: 0 E: 0 K: 2 S: 14	H: 2 LOB: 2 BB: 0 P: 16	1B: 6 2B: 2 3B: 0 HR: 2	SF: 0 SAC: 0 DP: 1 HBP: 1	WP: 2 PB: 0 SB: 2 CS: 0	PA: 40				
PITCHER	IP: 6.0 WLS: W BF: 26 ERA: 4.5	IP: 0.2 WLS: H BF: 3 ERA: 3.08	IP: 1.1 WLS: H BF: 6 ERA: 1.4	IP: 1.0 WLS: S BF: 5 ERA: 1.8	IP: 6.0 WLS: W BF: 26 ERA: 4.5	IP: 0.2 WLS: H BF: 3 ERA: 3.08	IP: 1.1 WLS: H BF: 6 ERA: 1.4	IP: 1.0 WLS: S BF: 5 ERA: 1.8	IP: 6.0 WLS: W BF: 26 ERA: 4.5	IP: 0.2 WLS: H BF: 3 ERA: 3.08	IP: 1.1 WLS: H BF: 6 ERA: 1.4	IP: 1.0 WLS: S BF: 5 ERA: 1.8	IP: 6.0 WLS: W BF: 26 ERA: 4.5	IP: 0.2 WLS: H BF: 3 ERA: 3.08	IP: 1.1 WLS: H BF: 6 ERA: 1.4	IP: 1.0 WLS: S BF: 5 ERA: 1.8	IP: 6.0 WLS: W BF: 26 ERA: 4.5	IP: 0.2 WLS: H BF: 3 ERA: 3.08	IP: 1.1 WLS: H BF: 6 ERA: 1.4	IP: 1.0 WLS: S BF: 5 ERA: 1.8	IP: 6.0 WLS: W BF: 26 ERA: 4.5	IP: 0.2 WLS: H BF: 3 ERA: 3.08	IP: 1.1 WLS: H BF: 6 ERA: 1.4	IP: 1.0 WLS: S BF: 5 ERA: 1.8

Batter	1	2	3	4	5	6	7	8	9	AB	R	H	RBI	BB	SO	LOB	BOTTOM							
22 Jacoby Ellsbury, L (1,8) OBP: 0.335, SLG: 0.371										4	1	2	0	1	0	3	Tampa Bay Rays @ New York Yankees Yankee Stadium, Bronx, NY Sun Sep 06 2015, 1:10 PM - 4:16 PM EDT Att: 35,299 - Sunny - 84 F							
11 Brett Gardner, L (1,7) OBP: 0.351, SLG: 0.414										4	0	0	0	0	2	4								
36 Carlos Beltrán, S (1,9) OBP: 0.359, SLG: 0.474 24 Chris Young, R (8,9) OBP: 0.309, SLG: 0.455										3	1	0	0	1	1	1								
34 Brian McCann, L (1,2) OBP: 0.329, SLG: 0.483										3	1	1	3	1	0	0								
13 Alex Rodriguez, R (1,10) OBP: 0.361, SLG: 0.491 70 Rico Noel, R (8,FR) OBP: 0.289, SLG: 0.450										4	1	2	1	0	1	0								
33 Greg Bird, L (1,3) OBP: 0.337, SLG: 0.466										3	0	1	0	1	1	0								
12 Chase Headley, S (1,5) OBP: 0.340, SLG: 0.396										3	0	0	0	1	0	4								
18 Didi Gregorius, L (1,6) OBP: 0.320, SLG: 0.372										4	1	2	1	0	0	1								
14 Stephen Drew, L (1,4) OBP: 0.275, SLG: 0.396										4	0	0	0	0	0	5								
Inning Stats	R: 0 E: 0 K: 0 S: 7	H: 0 LOB: 0 BB: 0 P: 13	R: 0 E: 0 K: 0 S: 5	H: 0 LOB: 0 BB: 0 P: 7	R: 0 E: 0 K: 1 S: 10	H: 1 LOB: 1 BB: 1 P: 17	R: 0 E: 0 K: 2 S: 8	H: 0 LOB: 0 BB: 0 P: 10	R: 0 E: 0 K: 1 S: 6	H: 0 LOB: 0 BB: 0 P: 8	R: 4 E: 0 K: 1 S: 19	H: 4 LOB: 1 BB: 1 P: 30	R: 1 E: 1 K: 0 S: 9	H: 1 LOB: 1 BB: 1 P: 15	R: 1 E: 0 K: 0 S: 15	H: 2 LOB: 3 BB: 2 P: 31		1B: 5 2B: 1 3B: 0 HR: 2	SF: 0 SAC: 0 DP: 0 HBP: 0	WP: 1 PB: 0 SB: 0 CS: 0	PA: 37			
PITCHER	IP: 6.1 WLS: L BF: 28 ERA: 2.88	IP: 0.2 WLS: 2 BF: 0 ERA: 4.58	IP: 0.0 WLS: 3 BF: 1 ERA: 3.88	IP: 1.0 WLS: 1 BF: 0 ERA: 8.22	IP: 2.8 WLS: L BF: 5 ERA: 4.58	IP: 0.2 WLS: 2 BF: 0 ERA: 4.58	IP: 0.0 WLS: 3 BF: 1 ERA: 3.88	IP: 1.0 WLS: 1 BF: 0 ERA: 8.22	IP: 6.1 WLS: L BF: 28 ERA: 2.88	IP: 0.2 WLS: 2 BF: 0 ERA: 4.58	IP: 0.0 WLS: 3 BF: 1 ERA: 3.88	IP: 1.0 WLS: 1 BF: 0 ERA: 8.22	IP: 2.8 WLS: L BF: 5 ERA: 4.58	IP: 0.2 WLS: 2 BF: 0 ERA: 4.58	IP: 0.0 WLS: 3 BF: 1 ERA: 3.88	IP: 1.0 WLS: 1 BF: 0 ERA: 8.22	IP: 6.1 WLS: L BF: 28 ERA: 2.88	IP: 0.2 WLS: 2 BF: 0 ERA: 4.58	IP: 0.0 WLS: 3 BF: 1 ERA: 3.88	IP: 1.0 WLS: 1 BF: 0 ERA: 8.22	IP: 2.8 WLS: L BF: 5 ERA: 4.58	IP: 0.2 WLS: 2 BF: 0 ERA: 4.58	IP: 0.0 WLS: 3 BF: 1 ERA: 3.88	IP: 1.0 WLS: 1 BF: 0 ERA: 8.22

livebaseballscorecards.com

AB 37
R 4
H 10
RBI 4
BB 2
SO 7
LOB 16

livebaseballscorecards.com

AB 32
R 6
H 8
RBI 5
BB 5
SO 5
LOB 18

Batter	1	2	3	4	5	6	7	8	9	10	11	12	13	AB	R	H	RBI	BB	SO	LOB	TOP									
5 Brandon Guyer, R OBP: 0.360, SLG: 0.404 24 Grady Sizemore, L (6, PH) OBP: 0.283, SLG: 0.396 (6, 7)	F8		CS	P3		FC2-5 3 1B	F8		F6		G6-3			2	0	0	0	0	0	0	4	1	1	1	0	0	3			
27 Mikie Mahtook, R OBP: 0.214, SLG: 0.322 7 Daniel Nava, S OBP: 0.314, SLG: 0.244 (7, 9)	K			3 SF7 3B		FC2-5 11 1B	FC5 3 1B		FC6-2 11 SF		K			3	2	1	0	0	1	2	2	0	1	1	1	1	0			
3 Evan Longoria, R OBP: 0.395, SLG: 0.437 (1, 5)	K			SF7		FC5-2 13 1B	FC5		SF					4	0	2	3	0	1	0	4	0	2	3	0	1	0			
11 Logan Forsythe, R OBP: 0.361, SLG: 0.445 (1, 4)				F8		FC5-2 13 1B	FC5		FC6-2					5	1	1	1	1	0	5	5	1	1	1	1	0	5			
13 Asdrubal Cabrera, S OBP: 0.316, SLG: 0.419 (1, 6)				F8		FC5-2 13 1B	FC5		FC6-2					6	0	1	0	0	1	6	6	0	1	0	0	1	6			
1 Tim Beckham, R OBP: 0.287, SLG: 0.460 28 John Jaso, L OBP: 0.372, SLG: 0.421 (8, 10)				F8		FC5-2 13 1B	FC5		FC6-2					3	0	1	1	0	1	1	3	0	1	1	0	1	1			
9 Joey Butler, R OBP: 0.323, SLG: 0.393 (12, 10)				F8		FC5-2 13 1B	FC5		FC6-2					1	0	0	0	0	0	1	1	0	0	0	0	0	1			
36 Richie Shaffer, R OBP: 0.368, SLG: 0.469 (1, 3)				K		FC5-2 13 1B	FC5		K2-3					6	0	1	0	0	2	2	6	0	1	0	0	2	2			
39 Kevin Kiermaier, L OBP: 0.298, SLG: 0.419 (1, 8)				K		FC5-2 13 1B	FC5		K2-3					4	2	1	0	2	1	1	4	2	1	0	2	1	1			
40 J.P. Arencibia, R OBP: 0.367, SLG: 0.793 44 René Rivera, R OBP: 0.214, SLG: 0.280 21 James Loney, L OBP: 0.314, SLG: 0.354 2 Nick Franklin, S OBP: 0.205, SLG: 0.250 46 Luke Maile, R (9, 2)				K		FC5-2 13 1B	FC5		K2-3					3	1	2	0	0	1	1	3	1	2	0	0	1	1			
Inning Stats	R: 0 E: 0 K: 2 P: 11	H: 0 LOB: 0 BB: 0	R: 0 E: 0 K: 0 S: 4	H: 0 LOB: 0 BB: 1 P: 10	R: 0 E: 0 K: 2 S: 7	H: 1 LOB: 0 BB: 0 P: 8	R: 1 E: 0 K: 0 S: 7	H: 1 LOB: 0 BB: 0 P: 13	R: 0 E: 0 K: 1 S: 11	H: 0 LOB: 0 BB: 0 P: 16	R: 4 E: 0 K: 1 S: 21	H: 5 LOB: 2 BB: 1 P: 32	R: 1 E: 0 K: 1 S: 14	H: 3 LOB: 2 BB: 0 P: 25	R: 0 E: 0 K: 0 S: 8	H: 0 LOB: 0 BB: 0 P: 11	R: 1 E: 1 K: 1 S: 18	H: 1 LOB: 3 BB: 2 P: 30	R: 0 E: 0 K: 1 S: 5	H: 0 LOB: 0 BB: 0 P: 7	R: 0 E: 0 K: 2 S: 8	H: 0 LOB: 0 BB: 0 P: 11	R: 0 E: 0 K: 0 S: 10	H: 1 LOB: 1 BB: 0 P: 16	R: 0 E: 0 K: 0 S: 10	H: 1 LOB: 0 BB: 0 P: 12	1B: 11 2B: 2 3B: 1 HR: 0	SF: 2 SAC: 0 DP: 2 HBP: 0	W/P: 0 PB: 0 SB: 0 CS: 1	PA: 55
PITCHER	IP: 5.0 WLS: 18 BF: 3 H: 3 R: 3 ER: 3 SO: 5 BB: 2 IBB: 0 HBP: 0 BLK: 0 WP: 0 HR: 0 S: 43 P: 72 ERA: 5.40 WHIP: 1.000	48 Matthew Boyd, L ERA: 5.02	62 Aïtoursouquet, R ERA: 4.36	32 Tom Gorzelanny, L ERA: 5.62	39 Nestali Feliz, R ERA: 7.41	65 Blaine Hardy, L ERA: 2.53	30 Alex Wilson, R ERA: 2.2	43 Alberto Rondón, R ERA: 6.23	46 Ian Krol, L ERA: 6.65	54 Drew VerHagen, R ERA: 1.76	56 Kyle Ryan, L ERA: 9.72	IP: 1.1 WLS: 5 BF: 1 H: 0 R: 0 ER: 0 SO: 0 BB: 0 IBB: 0 HBP: 0 BLK: 0 WP: 0 HR: 0 S: 12 P: 18 ERA: 0.00 WHIP: 0.750	IP: 1.0 WLS: 7 BF: 1 H: 1 R: 1 ER: 1 SO: 2 BB: 0 IBB: 0 HBP: 0 BLK: 0 WP: 0 HR: 0 S: 18 P: 30 ERA: 0.00 WHIP: 3.000	IP: 0.1 WLS: 1 BF: 0 H: 0 R: 0 ER: 0 SO: 0 BB: 0 IBB: 0 HBP: 0 BLK: 0 WP: 0 HR: 0 S: 4 P: 4 ERA: 0.00 WHIP: 0.000	IP: 2.1 WLS: 8 BF: 1 H: 0 R: 0 ER: 0 SO: 2 BB: 0 IBB: 0 HBP: 0 BLK: 0 WP: 0 HR: 0 S: 19 P: 29 ERA: 0.00 WHIP: 0.429	IP: 1.1 WLS: 4 BF: 1 H: 0 R: 0 ER: 0 SO: 0 BB: 0 IBB: 0 HBP: 0 BLK: 0 WP: 0 HR: 0 S: 11 P: 13 ERA: 0.00 WHIP: 0.750														

Tampa Bay Rays @ Detroit Tigers
Comerica Park, Detroit, MI
Tue Sep 08 2015, 7:08 PM - 12:37 AM EDT
Att. 26,526 - Cloudy - 86 F

AB 48
R 7
H 13
RBI 7
BB 4
SO 11
LOB 22



Batter	1	2	3	4	5	6	7	8	9	10	11	12	13	AB	R	H	RBI	BB	SO	LOB	BOTTOM									
12 Anthony Gose, L OBP: 0.316, SLG: 0.374 (1, 8)	F7		K			24 1B 28 BB	3 WP		F7		G4-3			6	2	2	0	0	1	2										
3 Ian Kinsler, R OBP: 0.355, SLG: 0.448 (1, 4)	K		G6-3			28 BB 34 HBP	24 1B		P4		F8			6	1	1	0	0	1	2										
24 Miguel Cabrera, R OBP: 0.491, SLG: 0.585 (1, 3)	28 FC5-4 1B		K			34 HBP 17 1B	28 BB		F8					5	1	2	0	1	2	0										
28 J.D. Martinez, R OBP: 0.344, SLG: 0.351 (1, 9)	FC5-4		G6-3			17 1B 34 HBP	17 1B		HR		K			5	2	1	2	1	2	2										
9 Nick Castellanos, R OBP: 0.304, SLG: 0.419 (1, 10)			K			17 1B 34 HBP	17 1B		HR		K			6	0	2	0	0	3	3										
34 James McCann, R OBP: 0.301, SLG: 0.399 (1, 2)			G6-3			17 1B 34 HBP	17 1B		P3		FC5			5	1	2	1	0	0	3										
49 Dixon Machado, R OBP: 0.238, SLG: 0.250 18 Tyler Collins, L OBP: 0.292, SLG: 0.421 40 Josh Wilson, R OBP: 0.417, SLG: 0.409 55 Jeffrey Marte, R OBP: 0.310, SLG: 0.491 (11, 5)			G5-3			12 2-3 3-H	17 1B		K		K			2	0	0	0	0	1	1										
17 Andrew Romine, S OBP: 0.290, SLG: 0.313 (7, 6)			K			12 2-3 3-H	17 1B		K		K			5	0	2	2	0	2	1										
20 Rajai Davis, R OBP: 0.294, SLG: 0.432 (1, 7)			K			12 2-3 3-H	17 1B		K		K			5	1	2	2	0	3	1										
Inning Stats	R: 0 E: 0 K: 1 P: 9	H: 1 LOB: 1 BB: 0	R: 0 E: 0 K: 2 S: 10	H: 1 LOB: 1 BB: 0	R: 1 E: 0 K: 2 S: 13	H: 1 LOB: 0 BB: 0 P: 13	R: 0 E: 0 K: 3 S: 11	H: 0 LOB: 0 BB: 0 P: 13	R: 0 E: 0 K: 3 S: 11	H: 0 LOB: 0 BB: 0 P: 13	R: 4 E: 0 K: 2 S: 20	H: 4 LOB: 2 BB: 1 P: 30	R: 1 E: 0 K: 1 S: 8	H: 1 LOB: 0 BB: 0 P: 12	R: 1 E: 0 K: 1 S: 9	H: 2 LOB: 0 BB: 0 P: 14	R: 0 E: 0 K: 1 S: 14	H: 1 LOB: 1 BB: 0 P: 18	R: 0 E: 0 K: 2 S: 17	H: 1 LOB: 2 BB: 1 P: 27	R: 0 E: 0 K: 0 S: 11	H: 1 LOB: 1 BB: 0 P: 14	R: 0 E: 0 K: 2 S: 8	H: 0 LOB: 0 BB: 0 P: 11	R: 1 E: 1 K: 0 S: 6	H: 1 LOB: 1 BB: 0 P: 7	1B: 12 2B: 0 3B: 0 HR: 2	SF: 1 SAC: 2 DP: 0 HBP: 1	W/P: 3 PB: 0 SB: 0 CS: 1	PA: 54
PITCHER	IP: 5.0 WLS: 21 BF: 6 H: 4 R: 4 ER: 4 SO: 9 BB: 0 IBB: 0 HBP: 0 BLK: 0 WP: 0 HR: 1 S: 58 P: 79 ERA: 7.20 WHIP: 1.200	30 Erasmo Ramirez, R ERA: 3.96	35 Matt Andriese, R ERA: 4.53	37 Alex Colomé, R ERA: 3.59	51 Nate Karns, R ERA: 3.67	47 Brandon Gomes, R ERA: 3.51	59 Andrew Bellatti, R ERA: 1.32	IP: 1.2 WLS: 7 BF: 1 H: 1 R: 1 ER: 0 SO: 2 BB: 0 IBB: 0 HBP: 0 BLK: 0 WP: 0 HR: 0 S: 14 P: 18 ERA: 0.00 WHIP: 0.600																						

Tampa Bay Rays @ Detroit Tigers
Comerica Park, Detroit, MI
Tue Sep 08 2015, 7:08 PM - 12:37 AM EDT
Att. 26,526 - Cloudy - 86 F


AB 48
R 8
H 14
RBI 7
BB 2
SO 18
LOB 20




Batter	1	2	3	4	5	6	7	8	9	AB	R	H	RBI	BB	SO	LOB	TOP																					
5 Brandon Guyer, R OBP: 0.363, SLG: 0.407	F7			F8			G6-3			5	0	2	0	0	0	0	Tampa Bay Rays @ Detroit Tigers Comerica Park, Detroit, MI Wed Sep 09 2015, 7:09 PM - 10:12 PM EDT Att: 25,932 - Partly Cloudy - 77 F																					
27 Mikie Mahtook, R OBP: 0.321, SLG: 0.560	G6-3							F9-6		4	2	1	1	1	1	3																						
3 Evan Longoria, R OBP: 0.336, SLG: 0.437	F8									3	2	1	0	1	1	0																						
7 Daniel Nava, S OBP: 0.312, SLG: 0.242	F8									1	0	0	0	0	1	0																						
11 Logan Forsythe, R OBP: 0.363, SLG: 0.454		G6-3								4	2	2	2	1	0	0																						
13 Asdrubal Cabrera, S OBP: 0.317, SLG: 0.420		G6-3								4	0	1	2	0	1	2																						
2 Nick Franklin, S OBP: 0.203, SLG: 0.247		G6-3								1	0	0	0	0	0	0																						
1 Tim Beckham, R OBP: 0.291, SLG: 0.479										4	1	2	2	0	2	1																						
21 James Loney, L OBP: 0.323, SLG: 0.361										3	0	3	0	1	0	0																						
36 Richie Shaffer, R OBP: 0.333, SLG: 0.417										4	0	0	0	0	0	6																						
40 J.P. Arencibia, R OBP: 0.364, SLG: 0.844										3	1	1	1	0	1	1																						
46 Luke Maile, R										1	0	0	0	0	0	0																						
Inning Stats	R: 0 E: 0 K: 0 S: 8	H: 0 LOB: 0 BB: 0 P: 12	R: 0 E: 0 K: 1 S: 6	H: 0 LOB: 0 BB: 0 P: 9	R: 0 E: 0 K: 0 S: 5	H: 1 LOB: 0 BB: 0 P: 7	R: 3 E: 0 K: 1 S: 15	H: 3 LOB: 0 BB: 1 P: 23	R: 0 E: 0 K: 2 S: 12	H: 1 LOB: 2 BB: 1 P: 21	R: 2 E: 0 K: 2 S: 17	H: 3 LOB: 1 BB: 0 P: 26	R: 3 E: 0 K: 0 S: 21	H: 4 LOB: 3 BB: 2 P: 40	R: 0 E: 0 K: 0 S: 6	H: 1 LOB: 0 BB: 0 P: 11	R: 0 E: 0 K: 1 S: 6	H: 0 LOB: 0 BB: 0 P: 7	1B: 6 2B: 4 3B: 0 HR: 4	SF: 0 SAC: 0 DP: 2 HBP: 0	WP: 0 PB: 0 SB: 0 CS: 0	PA: 41																
PITCHER	IP	WLS	BF	H	R	ER	SO	BB	IBB	HBP	BLK	WP	HR	S	P	ERA	WHIP	PITCHER				IP	WLS	BF	H	R	ER	SO	BB	IBB	HBP	BLK	WP	HR	S	P	ERA	WHIP
53 Kyle Lobstein, L ERA: 5.31	5.2	L	24	7	5	5	6	2	0	0	0	0	2	58	89	7.94	1.588																					
45 Buck Farmer, R ERA: 7.71	0.1		3	2	1	1	0	0	0	0	0	0	1	7	11	27.00	6.000																					
26 Jeff Ferrell, R ERA: 13.5	0.2		7	3	2	2	0	2	0	0	0	0	1	18	36	27.00	7.500																					
58 José Vázquez, R ERA: 4.15	2.1		7	1	0	0	1	0	0	0	0	0	0	13	20	0.00	0.429																					

Batter	1	2	3	4	5	6	7	8	9	AB	R	H	RBI	BB	SO	LOB	BOTTOM																					
12 Anthony Gose, L OBP: 0.317, SLG: 0.378			E8					F7		4	0	2	0	0	0	2	Tampa Bay Rays @ Detroit Tigers Comerica Park, Detroit, MI Wed Sep 09 2015, 7:09 PM - 10:12 PM EDT Att: 25,932 - Partly Cloudy - 77 F																					
3 Ian Kinsler, R OBP: 0.353, SLG: 0.445			L5							3	0	0	0	0	4																							
40 Josh Wilson, R OBP: 0.400, SLG: 0.391										1	0	0	0	1	0																							
24 Miguel Cabrera, R OBP: 0.452, SLG: 0.598										2	0	1	0	1	1	2																						
50 Bryan Holaday, R OBP: 0.259, SLG: 0.389										1	0	1	0	0	0	0																						
28 J.D. Martinez, R OBP: 0.342, SLG: 0.548										3	0	0	0	0	1	3																						
33 Steven Moya, L										1	0	0	0	0	1	1																						
9 Nick Castellanos, R OBP: 0.302, SLG: 0.416		G5-3								4	0	0	0	0	2	0																						
18 Tyler Collins, L OBP: 0.291, SLG: 0.417										4	0	1	0	0	2	0																						
55 Jefry Marte, R OBP: 0.306, SLG: 0.464										3	0	0	0	1	1	1																						
13 Alex Avila, L OBP: 0.315, SLG: 0.255										3	0	1	0	0	1	2																						
49 Dixon Machado, R OBP: 0.250, SLG: 0.261										3	0	1	0	0	0	1																						
Inning Stats	R: 0 E: 0 K: 1 S: 10	H: 2 LOB: 1 BB: 0 P: 15	R: 0 E: 0 K: 0 S: 9	H: 1 LOB: 0 BB: 0 P: 15	R: 0 E: 1 K: 0 S: 9	H: 1 LOB: 2 BB: 1 P: 18	R: 0 E: 0 K: 3 S: 12	H: 0 LOB: 0 BB: 0 P: 17	R: 0 E: 0 K: 1 S: 12	H: 2 LOB: 2 BB: 0 P: 16	R: 0 E: 0 K: 1 S: 8	H: 0 LOB: 0 BB: 0 P: 12	R: 0 E: 0 K: 1 S: 7	H: 0 LOB: 0 BB: 1 P: 13	R: 0 E: 0 K: 2 S: 11	H: 1 LOB: 0 BB: 0 P: 19	R: 0 E: 0 K: 1 S: 11	H: 0 LOB: 0 BB: 0 P: 14	1B: 4 2B: 3 3B: 0 HR: 0	SF: 0 SAC: 0 DP: 2 HBP: 0	WP: 0 PB: 0 SB: 0 CS: 0	PA: 34																
PITCHER	IP	WLS	BF	H	R	ER	SO	BB	IBB	HBP	BLK	WP	HR	S	P	ERA	WHIP	PITCHER				IP	WLS	BF	H	R	ER	SO	BB	IBB	HBP	BLK	WP	HR	S	P	ERA	WHIP
23 Jake Odorizzi, R ERA: 3.21	6.0	W	24	6	0	0	6	1	0	0	0	0	0	60	93	0.00	1.167																					
34 C.J. Riettenhauser, L ERA: 7.27	1.0		3	0	0	0	1	1	0	0	0	0	0	7	13	0.00	1.000																					
45 Enny Romero, L ERA: 4.35	1.0		4	1	0	0	2	0	0	0	0	0	0	11	19	0.00	1.000																					
49 Kirby Yates, R ERA: 9.0	1.0		3	0	0	0	1	0	0	0	0	0	0	11	14	0.00	0.000																					

AB 37
R 8
H 13
RBI 8
BB 4
SO 7
LOB 13



AB 32
R 0
H 7
RBI 0
BB 2
SO 10
LOB 16



Batter	1	2	3	4	5	6	7	8	9	10	11	12	13	AB R H RBI BB SO LOB	TOP											
50 Mookie Betts, R OBP: 0.356, SLG: 0.475														6 0 3 0 0 1 0	Boston Red Sox @ Tampa Bay Rays Tropicana Field, St. Petersburg, FL Sun Sep 13 2015, 1:10 PM - 5:14 PM EDT Att. 15,402 - Dome - 72 F											
15 Dustin Pedroia, R OBP: 0.345, SLG: 0.435														6 1 2 0 0 1 4												
2 Xander Bogaerts, R OBP: 0.352, SLG: 0.414														5 1 2 0 1 1 1												
47 Travis Shaw, L OBP: 0.327, SLG: 0.530														6 0 1 0 0 2 4												
38 Rusney Castillo, R OBP: 0.323, SLG: 0.412														5 0 3 2 1 2 0												
5 Allen Craig, R OBP: 0.227, SLG: 0.167														6 0 1 0 0 3 5												
16 Deven Marrero, R OBP: 0.286, SLG: 0.286														5 0 2 0 0 2 1												
3 Sandy León, S OBP: 0.240, SLG: 0.198														5 0 0 0 0 4 4												
25 Jackie Bradley Jr., L OBP: 0.365, SLG: 0.576														5 0 0 0 0 3 3												
Inning Stats	R: 0 E: 0 K: 3 S: 13	H: 1 LOB: 1 P: 19	R: 0 E: 0 K: 2 S: 13	H: 1 LOB: 1 P: 21	R: 0 E: 0 K: 1 S: 10	H: 0 LOB: 0 P: 16	R: 0 E: 0 K: 2 S: 7	H: 0 LOB: 0 P: 11	R: 0 E: 0 K: 1 S: 7	H: 2 LOB: 2 P: 17	R: 0 E: 0 K: 0 S: 7	H: 1 LOB: 0 P: 8	R: 0 E: 0 K: 2 S: 12	H: 1 LOB: 1 P: 14		R: 0 E: 0 K: 1 S: 12	H: 0 LOB: 0 P: 16	R: 2 E: 0 K: 0 S: 11	H: 4 LOB: 1 P: 15	1B: 13 2B: 1 3B: 0 HR: 0	SF: 0 SAC: 0 DP: 2 HBP: 0	W/P: 0 P/B: 0 SB: 3 CS: 2	PA: 52			
PITCHER	IP: 6.0 ERA: 3.14	WLS: 22 BF: 4	H: 4 R: 0 ER: 0	SO: 11	BB: 2 IBB: 0 HBP: 0 BLK: 0	WP: 0 HR: 0 S: 60 P: 97	ERA: 0.00 WHIP: 1.000		PITCHER	IP: 1.1 ERA: 5.32	WLS: 1 BF: 7	H: 3 R: 2 ER: 2	SO: 1	BB: 0 IBB: 0 HBP: 0 BLK: 0	WP: 0 HR: 0 S: 18 P: 25	ERA: 13.50 WHIP: 2.250		PITCHER	IP: 0.2 ERA: 1.1	WLS: 2 BF: 1	H: 0 R: 0 ER: 0	SO: 0	BB: 0 IBB: 0 HBP: 0 BLK: 0	WP: 0 HR: 0 S: 5 P: 6	ERA: 0.00 WHIP: 1.500	

Boston Red Sox @ Tampa Bay Rays
 Tropicana Field, St. Petersburg, FL
 Sun Sep 13 2015, 1:10 PM - 5:14 PM EDT
 Att. 15,402 - Dome - 72 F

AB 49
R 2
H 14
RBI 2
BB 2
SO 19
LOB 22



Batter	1	2	3	4	5	6	7	8	9	10	11	12	13	AB R H RBI BB SO LOB	BOTTOM											
5 Brandon Guyer, R OBP: 0.356, SLG: 0.401														4 0 0 0 1 1 2	Boston Red Sox @ Tampa Bay Rays Tropicana Field, St. Petersburg, FL Sun Sep 13 2015, 1:10 PM - 5:14 PM EDT Att. 15,402 - Dome - 72 F											
24 Grady Sizemore, L (11, PH) OBP: 0.284, SLG: 0.355														2 0 0 0 0 1 0												
27 Mikie Mahtook, R OBP: 0.303, SLG: 0.369														3 0 0 0 0 1 1												
13 Adrián Cabrera, S OBP: 0.316, SLG: 0.423														5 0 0 0 0 1 2												
3 Evan Longoria, R OBP: 0.334, SLG: 0.438														5 0 0 0 0 2 0												
11 Logan Forsythe, R OBP: 0.361, SLG: 0.447														5 0 0 0 0 2 0												
20 Steven Souza Jr., R OBP: 0.304, SLG: 0.403														4 0 1 0 1 2 0												
1 Tim Beckham, R OBP: 0.289, SLG: 0.467														3 0 0 0 1 1 1												
28 John Jaso, L (12, PH) OBP: 0.373, SLG: 0.438														0 0 0 0 1 0 0												
2 Nick Franklin, S OBP: 0.198, SLG: 0.240														0 0 0 0 0 0 0												
Inning Stats	R: 0 E: 0 K: 1 S: 8	H: 0 LOB: 0 P: 13	R: 0 E: 0 K: 2 S: 9	H: 0 LOB: 1 P: 19	R: 0 E: 0 K: 1 S: 12	H: 1 LOB: 2 P: 21	R: 0 E: 0 K: 2 S: 10	H: 0 LOB: 0 P: 13	R: 0 E: 0 K: 1 S: 11	H: 0 LOB: 1 P: 17	R: 0 E: 0 K: 1 S: 9	H: 0 LOB: 2 P: 14	R: 0 E: 0 K: 2 S: 9	H: 1 LOB: 1 P: 12	R: 0 E: 0 K: 1 S: 7	H: 1 LOB: 1 P: 12	R: 0 E: 0 K: 0 S: 7	H: 1 LOB: 1 P: 10	1B: 2 2B: 1 3B: 0 HR: 0	SF: 0 SAC: 0 DP: 1 HBP: 2	W/P: 0 P/B: 0 SB: 0 CS: 0	PA: 47				
PITCHER	IP: 7.0 ERA: 5.37	WLS: 25 BF: 1	H: 1 R: 0 ER: 0	SO: 10	BB: 1 IBB: 0 HBP: 2 BLK: 0	WP: 0 HR: 0 S: 68 P: 109	ERA: 0.00 WHIP: 0.286		PITCHER	IP: 1.0 ERA: 4.5	WLS: 4 BF: 1	H: 1 R: 0 ER: 0	SO: 0	BB: 1 IBB: 0 HBP: 0 BLK: 0	WP: 0 HR: 0 S: 7 P: 12	ERA: 0.00 WHIP: 1.000		PITCHER	IP: 1.0 ERA: 3.77	WLS: 4 BF: 1	H: 0 R: 0 ER: 0	SO: 1	BB: 0 IBB: 0 HBP: 0 BLK: 0	WP: 0 HR: 0 S: 9 P: 11	ERA: 0.00 WHIP: 1.000	

Boston Red Sox @ Tampa Bay Rays
 Tropicana Field, St. Petersburg, FL
 Sun Sep 13 2015, 1:10 PM - 5:14 PM EDT
 Att. 15,402 - Dome - 72 F

AB 41
R 0
H 3
RBI 0
BB 4
SO 14
LOB 14



Batter	1	2	3	4	5	6	7	8	9	AB	R	H	RBI	BB	SO	LOB	TOP				
22 Jacoby Ellsbury, L (1, 8) OBP: 0.315, SLG: 0.345	G3			K		F7			G3-6	4	0	0	0	0	1	1	New York Yankees @ Tampa Bay Rays Tropicana Field, St. Petersburg, FL Mon Sep 14 2015, 7:11 PM - 10:18 PM EDT Att: 11,940 - Dome - 72 F				
11 Brett Gardner, L (1, 7) OBP: 0.354, SLG: 0.428	L9			L8					BB	2	1	0	0	2	0	0					
13 Alex Rodriguez, R (1, 10) OBP: 0.359, SLG: 0.501									BB	3	0	1	1	1	1	1					
24 Chris Young, R (9, PR) OBP: 0.313, SLG: 0.456	K								BB	0	1	0	0	0	0	0					
34 Brian McCann, L (1, 2) OBP: 0.327, SLG: 0.465		G3							BB	3	1	0	0	1	0	2					
36 Carlos Beltrán, S (1, 9) OBP: 0.338, SLG: 0.468		L3							IBB	3	0	1	0	0	0	0					
70 Rico Noel, R (8, PR)										0	0	0	0	0	0	0					
71 Slade Heathcott, L (8, 9)									HR	1	1	1	3	0	0	0					
33 Greg Bird, L (1, 3) OBP: 0.306, SLG: 0.432		L4								3	0	0	0	1	1	1					
12 Chase Headley, S (1, 5) OBP: 0.333, SLG: 0.390				K					BB	4	0	0	0	0	1	4					
18 Didi Gregorius, L (1, 6) OBP: 0.315, SLG: 0.373				K						3	0	0	0	0	2	2					
17 Brendan Ryan, R (1, 4) OBP: 0.271, SLG: 0.350										2	0	0	0	0	1	0					
29 Dustin Ackley, L (9, PH) OBP: 0.276, SLG: 0.383									BB	1	0	1	0	0	0	0					
14 Stephen Drew, L (9, 4) OBP: 0.272, SLG: 0.385									BB	0	0	0	0	0	0	0					
									BB	2	0	0	0	0	1	0					
									BB	1	0	1	0	0	0	0					
									BB	0	0	0	0	0	0	0					
Inning Stats	R: 0 H: 0 E: 0 K: 1 S: 7	H: 0 LOB: 0 BB: 0 P: 13	R: 0 H: 0 E: 0 K: 0 S: 6	H: 0 LOB: 0 BB: 0 P: 6	R: 0 H: 0 E: 0 K: 2 S: 11	H: 0 LOB: 1 BB: 0 P: 15	R: 0 H: 0 E: 0 K: 1 S: 9	H: 0 LOB: 0 BB: 0 P: 17	R: 0 H: 0 E: 0 K: 1 S: 10	H: 0 LOB: 0 BB: 0 P: 14	R: 0 H: 0 E: 0 K: 1 S: 9	H: 0 LOB: 0 BB: 0 P: 12	R: 0 H: 0 E: 0 K: 0 S: 4	H: 1 LOB: 2 BB: 1 P: 11	R: 4 H: 3 E: 0 K: 0 S: 12	H: 3 LOB: 2 BB: 3 P: 27	1B: 2 2B: 2 3B: 0 HR: 1	SF: 0 SAC: 0 DP: 2 HBP: 0	WP: 0 PB: 0 SB: 2 CS: 0	PA: 34	
PITCHER	IP WLS BF H R ER SO BB IBB HBP BLK WP HR S P ERA WHIP	7.2 25 1 0 0 6 2 0 0 0 0 0 0 3 5 0.00 0.391	0.1 1 0 0 0 1 0 0 0 0 0 0 0 1 6 54.00 6.000	0.2 L 6 3 4 4 0 1 1 0 0 0 0 0 0 6 11 0.00 3.000																	

AB	29
R	4
H	4
RBI	4
BB	5
SO	7
LOB	11



Batter	1	2	3	4	5	6	7	8	9	AB	R	H	RBI	BB	SO	LOB	BOTTOM				
5 Brandon Guyer, R (1, 7) OBP: 0.352, SLG: 0.396	P6					L8			F7	4	0	0	0	0	0	0	New York Yankees @ Tampa Bay Rays Tropicana Field, St. Petersburg, FL Mon Sep 14 2015, 7:11 PM - 10:18 PM EDT Att: 11,940 - Dome - 72 F				
27 Mike Mahtook, R (1, 9) OBP: 0.319, SLG: 0.492	K					E5			BB	4	1	1	0	0	2	0					
3 Evan Longoria, R (1, 5) OBP: 0.332, SLG: 0.435	P6					P4			BB	4	0	0	0	0	1	2					
11 Logan Forsythe, R (1, 4) OBP: 0.360, SLG: 0.447						G6-3			BB	4	0	1	1	0	1	1					
13 Asdrúbal Cabrera, S (1, 6) OBP: 0.319, SLG: 0.421						G5-3			BB	4	0	1	0	0	1	1					
20 Steven Souza Jr., R (1, 10) OBP: 0.304, SLG: 0.461						K			BB	4	0	1	0	0	3	0					
36 Richie Shaffer, R (1, 3) OBP: 0.333, SLG: 0.422						K			BB	2	0	0	0	2	2	0					
39 Kevin Kiermaier, L (1, 8) OBP: 0.302, SLG: 0.419						BB			BB	3	0	2	0	0	3	0					
9 Joey Butler, R (9, PH) OBP: 0.323, SLG: 0.393						BB			K	1	0	0	0	0	1	0					
40 J.P. Arencibia, R (1, 2) OBP: 0.333, SLG: 0.780						G4-6-3			BB	3	0	0	0	0	1	6					
									BB	3	0	0	0	0	1	6					
Inning Stats	R: 0 H: 0 E: 0 K: 1 S: 8	H: 2 LOB: 3 BB: 1 P: 15	R: 0 H: 0 E: 0 K: 1 S: 10	H: 0 LOB: 0 BB: 0 P: 19	R: 0 H: 0 E: 0 K: 1 S: 11	H: 0 LOB: 0 BB: 0 P: 15	R: 0 H: 0 E: 0 K: 1 S: 7	H: 0 LOB: 0 BB: 0 P: 11	R: 0 H: 0 E: 0 K: 0 S: 9	H: 1 LOB: 0 BB: 0 P: 12	R: 0 H: 0 E: 0 K: 0 S: 12	H: 0 LOB: 1 BB: 0 P: 19	R: 0 H: 1 LOB: 2 BB: 1 P: 31	R: 1 H: 2 E: 1 K: 2 S: 17	H: 2 LOB: 0 BB: 0 P: 23	R: 0 H: 0 E: 0 K: 3 S: 10	H: 0 LOB: 0 BB: 0 P: 14	1B: 5 2B: 1 3B: 0 HR: 0	SF: 0 SAC: 0 DP: 1 HBP: 0	WP: 0 PB: 0 SB: 1 CS: 0	PA: 35
PITCHER	IP WLS BF H R ER SO BB IBB HBP BLK WP HR S P ERA WHIP	6.2 25 3 1 1 2 0 0 0 0 0 0 0 20 29 9.00 3.000	1.0 6 3 1 1 2 0 0 0 0 0 0 0 4 5 0.00 0.000	1.0 S 3 0 0 0 3 0 0 0 0 0 0 0 10 14 0.00 0.000																	

AB	33
R	1
H	6
RBI	1
BB	2
SO	12
LOB	13



Batter	1	2	3	4	5	6	7	8	9	AB	R	H	RBI	BB	SO	LOB	TOP					
22 Jacoby Ellsbury, L (1, 8) OBP: 0.313, SLG: 0.342										5	0	2	0	0	3	1	New York Yankees @ Tampa Bay Rays Tropicana Field, St. Petersburg, FL Wed Sep 16 2015, 7:11 PM - 10:18 PM EDT Att: 13,299 - Dome - 72 F					
11 Brett Gardner, L (1, 7) OBP: 0.349, SLG: 0.420										4	0	0	0	0	2	3						
13 Alex Rodriguez, R (1, 10) OBP: 0.357, SLG: 0.502										4	0	0	0	0	2	1						
34 Brian McCann, L (1, 2) OBP: 0.326, SLG: 0.460										3	1	0	0	1	1	1						
36 Carlos Beltrán, S (1, 9) OBP: 0.336, SLG: 0.463										3	1	0	0	1	0	1						
71 Slade Heathcott, L (8, 9) OBP: 0.389, SLG: 0.778										0	0	0	0	0	0	0						
33 Greg Bird, L (1, 3) OBP: 0.330, SLG: 0.505										3	1	2	2	1	0	0						
12 Chase Headley, S (1, 5) OBP: 0.330, SLG: 0.385										4	0	1	1	0	0	1						
18 Didi Gregorius, L (1, 6) OBP: 0.316, SLG: 0.373										3	0	1	0	1	1	3						
29 Dustin Ackley, L (1, 4) OBP: 0.277, SLG: 0.382										2	0	0	0	0	0	2						
24 Chris Young, R (7, PH) OBP: 0.311, SLG: 0.453										1	0	0	0	0	0	0						
14 Stephen Drew, L (7, 4) OBP: 0.273, SLG: 0.383										1	0	0	0	0	0	1						
Inning Stats	R: 0 H: 1 E: 0 K: 2 S: 10	H: 1 LOB: 1 BB: 0 P: 14	R: 1 H: 1 E: 0 K: 0 S: 17	H: 1 LOB: 1 BB: 1 P: 28	R: 0 H: 0 E: 0 K: 3 S: 12	H: 0 LOB: 0 BB: 0 P: 17	R: 0 H: 0 E: 0 K: 1 S: 8	H: 0 LOB: 0 BB: 0 P: 12	R: 0 H: 1 E: 0 K: 0 S: 13	H: 1 LOB: 2 BB: 2 P: 20	R: 1 H: 1 E: 0 K: 1 S: 12	H: 1 LOB: 2 BB: 2 P: 24	R: 0 H: 0 E: 0 K: 1 S: 9	H: 0 LOB: 0 BB: 0 P: 14	R: 0 H: 0 E: 0 K: 0 S: 7	H: 0 LOB: 0 BB: 0 P: 10	R: 1 H: 2 E: 0 K: 1 S: 12	H: 2 LOB: 1 BB: 0 P: 18	1B: 3 2B: 2 HR: 1	SF: 0 SAC: 0 DP: 0 HBP: 0	WP: 1 PB: 0 CS: 0	PA: 37
PITCHER	IP WLS BF H R ER SO BB IBB HBP BLK WP HR S P ERA WHIP																					
22 Chris Archer, R (1, 1) ERA: 2.95	6.0 L 26 4 2 2 7 4 0 0 0 0 1 0 0 72 115 3.00 1.333																					
34 C.J. Riekenhauser, R (7, 1) ERA: 7.36	1.0 3 0 0 0 1 0 0 0 0 0 0 0 9 14 0.00 0.000																					
59 Andrew Bellatti, R (8, 1) ERA: 1.47	2.0 8 2 1 1 1 0 0 0 0 0 0 0 19 28 4.50 1.000																					

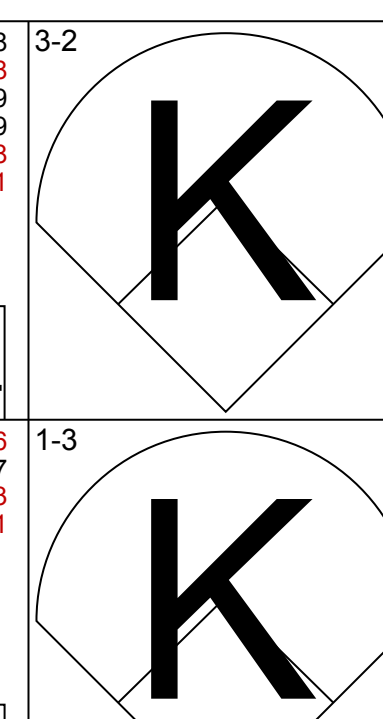
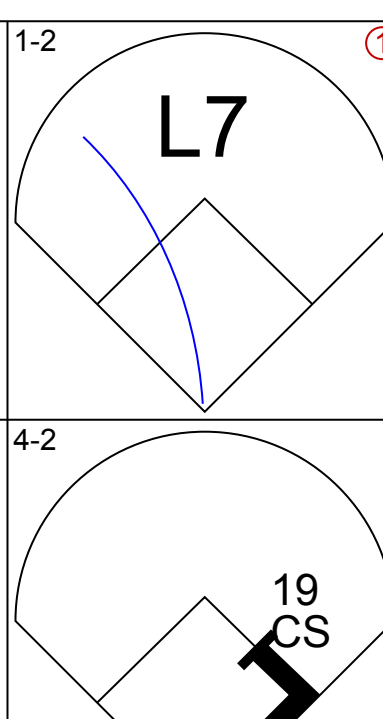
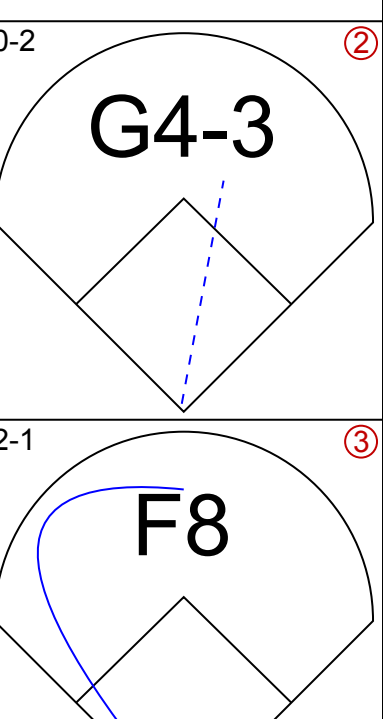
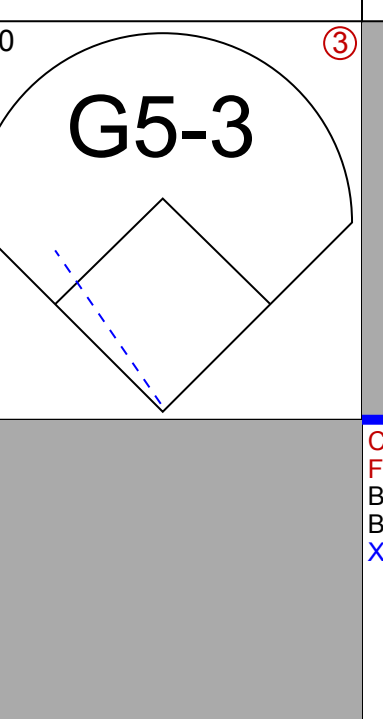
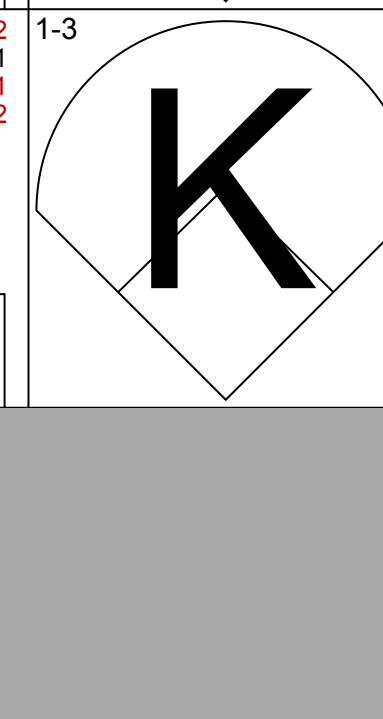
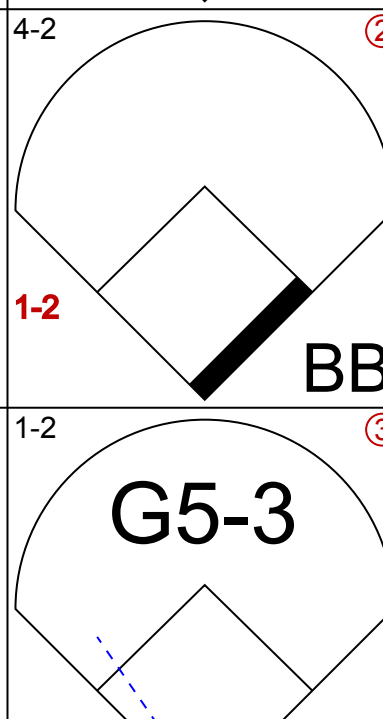









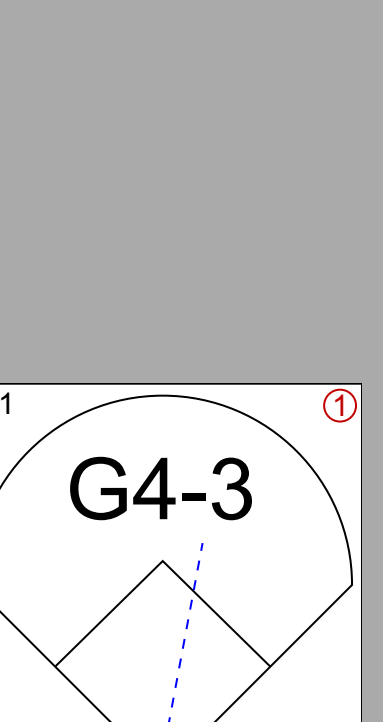
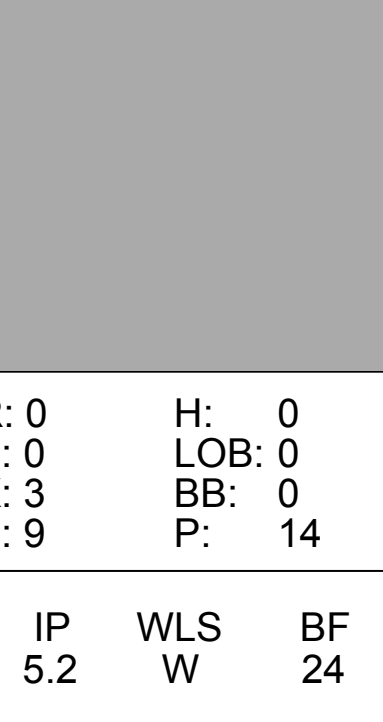
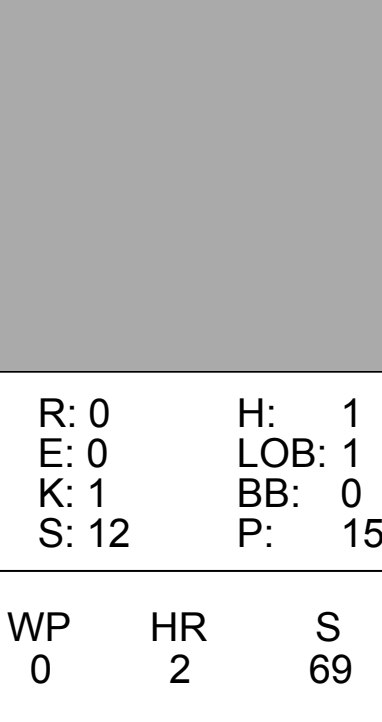
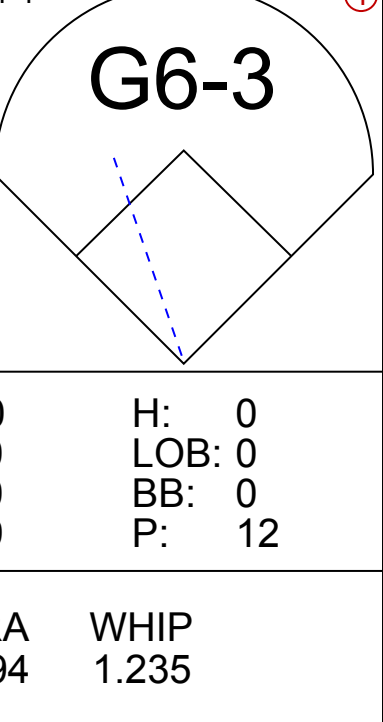
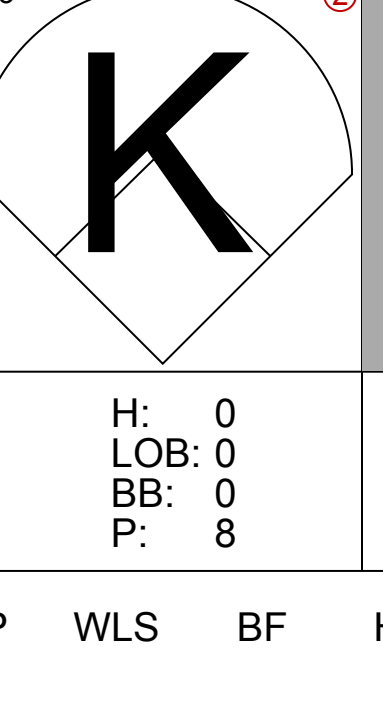
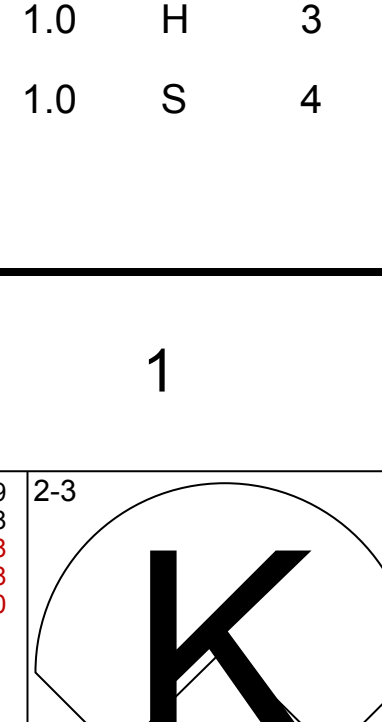
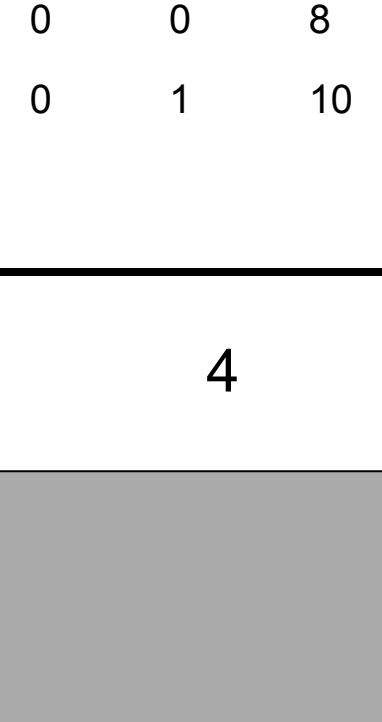
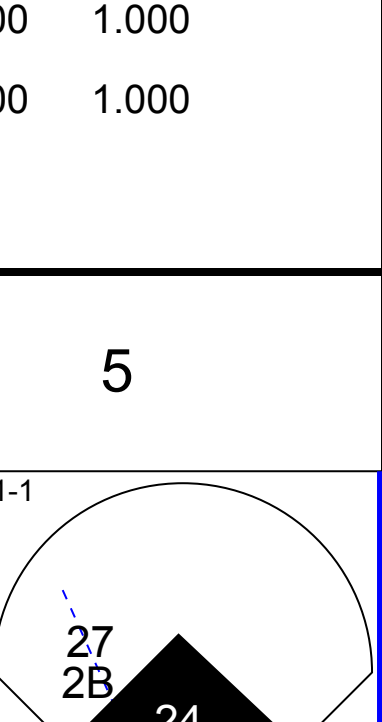
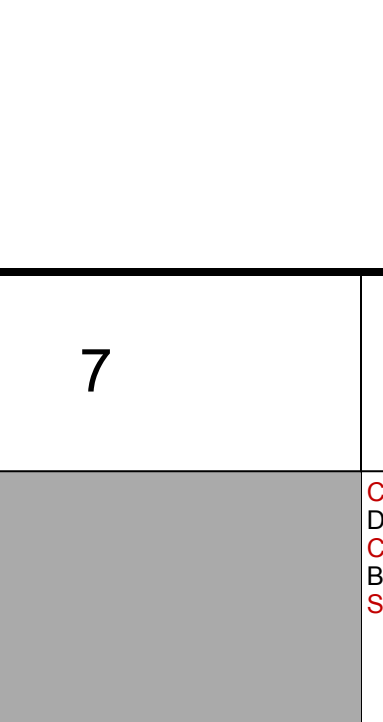
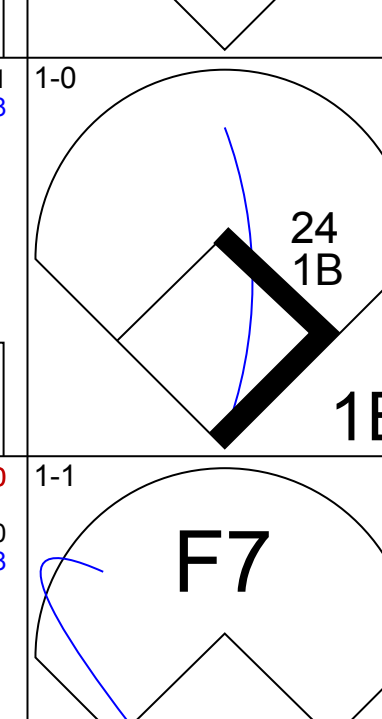

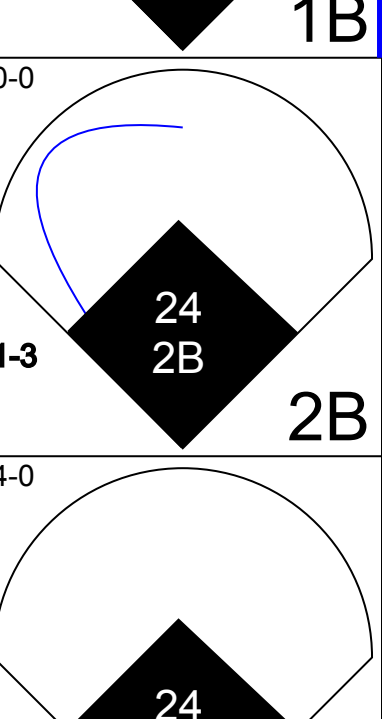

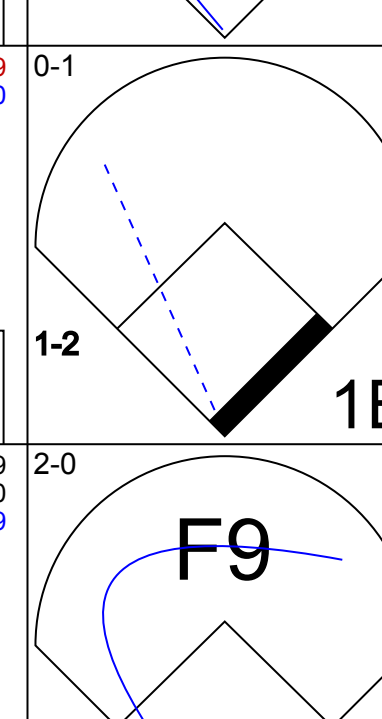

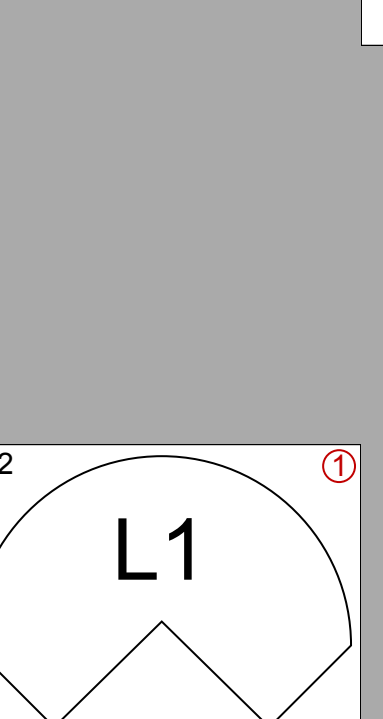

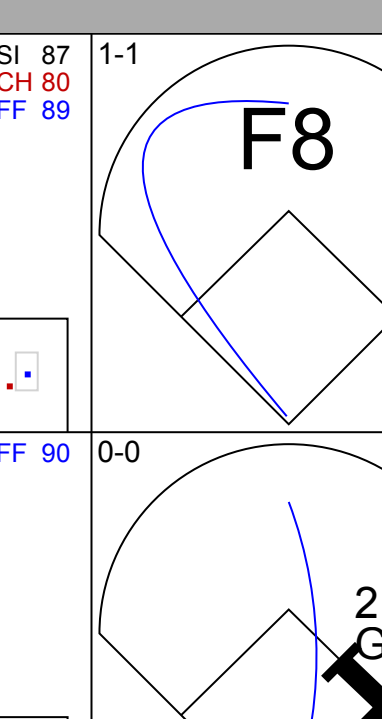
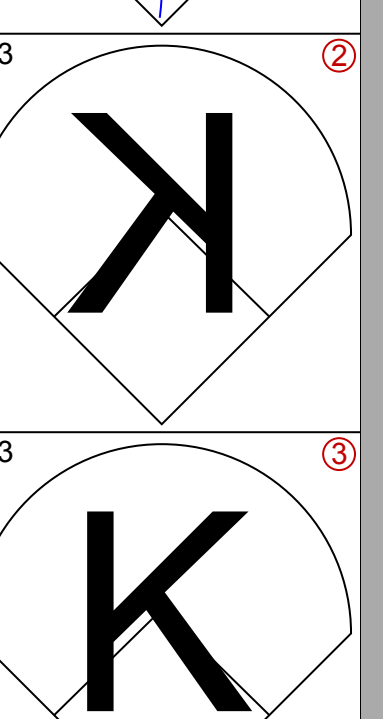
Batter	1	2	3	4	5	6	7	8	9	AB	R	H	RBI	BB	SO	LOB	BOTTOM					
28 John Jaso, L (1, 10) OBP: 0.376, SLG: 0.441										4	0	1	0	0	0	0	New York Yankees @ Tampa Bay Rays Tropicana Field, St. Petersburg, FL Wed Sep 16 2015, 7:11 PM - 10:18 PM EDT Att: 13,299 - Dome - 72 F					
36 Richie Shaffer, R (9, PH) OBP: 0.327, SLG: 0.413										3	0	0	0	0	1	2						
27 Mikie Mahtook, R (1, 7) OBP: 0.328, SLG: 0.500										0	0	0	0	1	0	0						
24 Grady Sizemore, L (7, PH) OBP: 0.288, SLG: 0.356										1	0	0	0	0	1	0						
1 Tim Beckham, R (9, PH) OBP: 0.287, SLG: 0.465										3	0	0	0	1	1	3						
3 Evan Longoria, R (1, 5) OBP: 0.331, SLG: 0.431										3	0	0	0	1	0	1						
11 Logan Forsythe, R (1, 4) OBP: 0.360, SLG: 0.445										3	0	0	0	1	0	1						
21 James Loney, L (1, 3) OBP: 0.322, SLG: 0.362										4	1	3	0	0	1	3						
20 Steven Souza Jr., R (1, 9) OBP: 0.339, SLG: 0.404										3	0	2	1	1	1	1						
2 Nick Franklin, S (1, 6) OBP: 0.195, SLG: 0.272										4	0	0	0	0	3	5						
39 Kevin Kiermaier, L (1, 8) OBP: 0.297, SLG: 0.411										4	0	0	0	0	2	3						
44 René Rivera, R (1, 2) OBP: 0.214, SLG: 0.279										3	0	1	0	0	1	2						
5 Brandon Guyer, R (9, PH) OBP: 0.351, SLG: 0.395										1	0	0	0	0	1	0						
Inning Stats	R: 0 H: 0 E: 1 K: 1 S: 9	H: 0 LOB: 1 BB: 0 P: 11	R: 0 H: 1 E: 0 K: 2 S: 12	H: 1 LOB: 2 BB: 1 P: 20	R: 0 H: 0 E: 0 K: 1 S: 7	H: 0 LOB: 0 BB: 0 P: 12	R: 0 H: 1 E: 0 K: 2 S: 11	H: 1 LOB: 1 BB: 0 P: 16	R: 0 H: 2 E: 0 K: 0 S: 11	H: 2 LOB: 3 BB: 0 P: 15	R: 1 H: 2 E: 0 K: 2 S: 15	H: 2 LOB: 1 BB: 0 P: 26	R: 0 H: 0 E: 0 K: 2 S: 12	H: 0 LOB: 3 BB: 3 P: 25	R: 0 H: 1 E: 0 K: 0 S: 4	H: 1 LOB: 0 BB: 0 P: 5	R: 0 H: 0 E: 0 K: 3 S: 12	H: 0 LOB: 0 BB: 0 P: 14	1B: 4 2B: 4 HR: 0	SF: 0 SAC: 0 DP: 1 HBP: 0	WP: 0 PB: 0 CS: 0	PA: 38
PITCHER	IP WLS BF H R ER SO BB IBB HBP BLK WP HR S P ERA WHIP																					
40 Luis Severino, R (1, 1) ERA: 3.12	5.2 W 25 6 1 1 7 1 0 0 0 0 0 0 61 94 1.59 1.235																					
41 Justin Wilson, L (6, 1) ERA: 3.17	1.0 H 3 0 0 0 2 0 0 0 0 0 0 9 12 0.00 0.000																					
68 Delin Betances, R (7, 1) ERA: 1.43	1.1 H 7 1 0 0 1 3 0 0 0 0 0 0 11 24 0.00 3.000																					
48 Andrew Miller, L (9, 1) ERA: 1.8	1.0 S 3 0 0 0 3 0 0 0 0 0 0 0 12 14 0.00 0.000																					

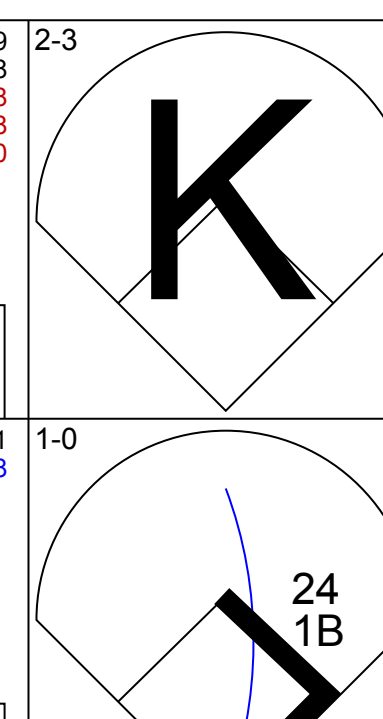
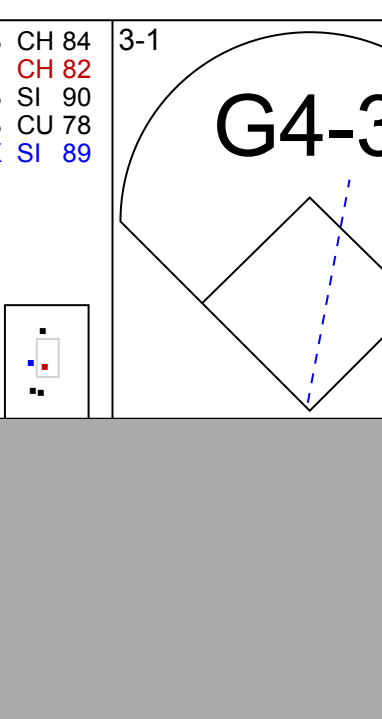
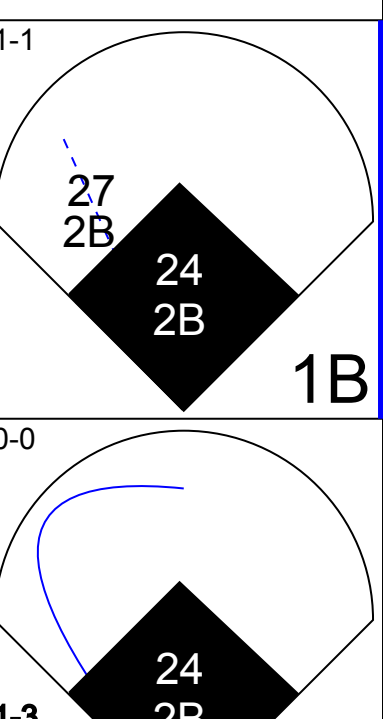
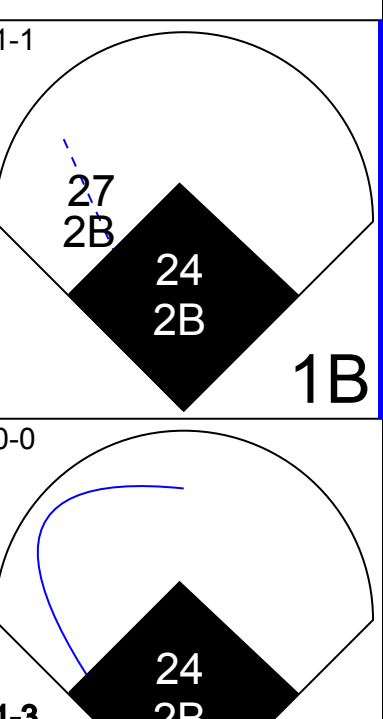

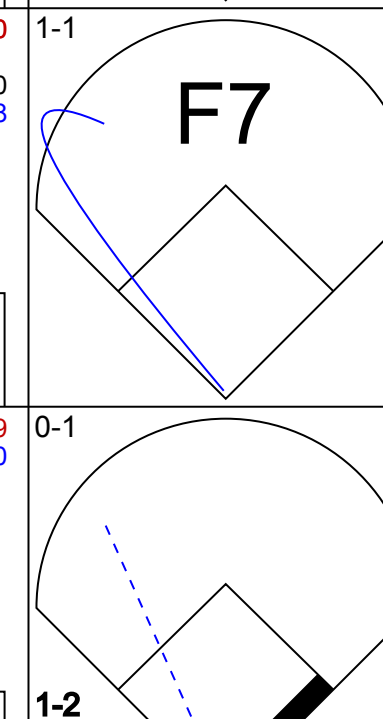
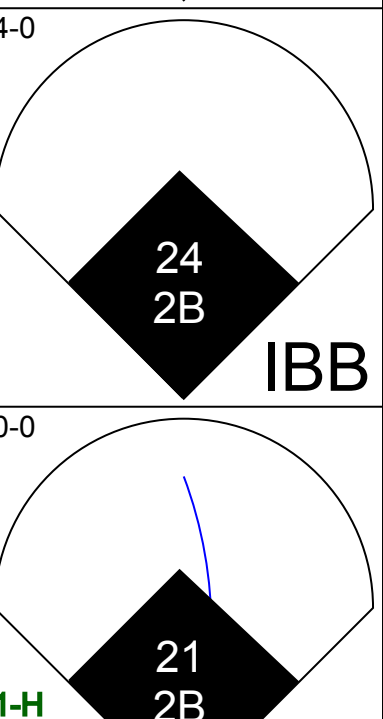
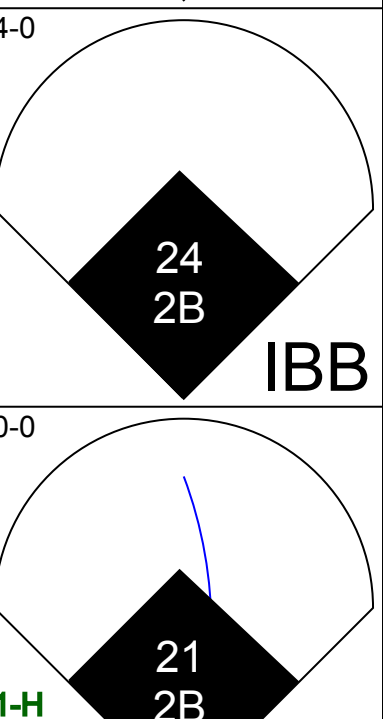
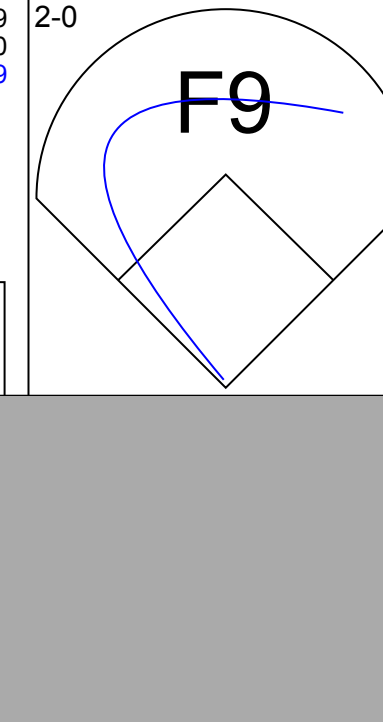
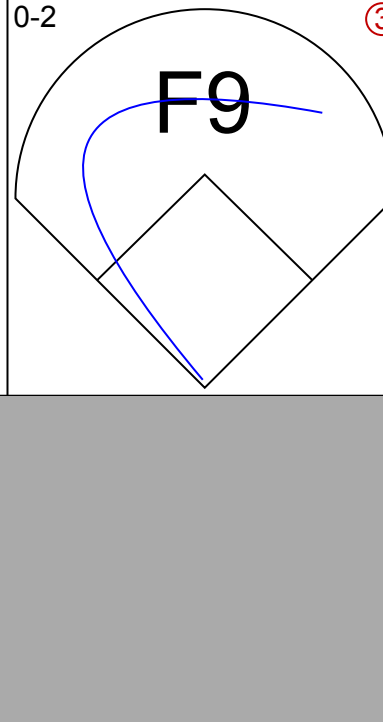
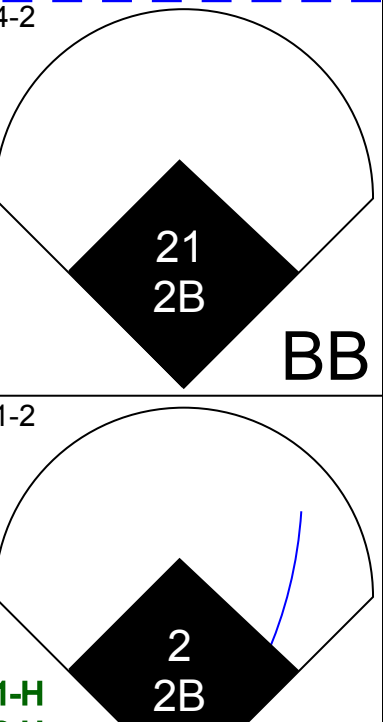
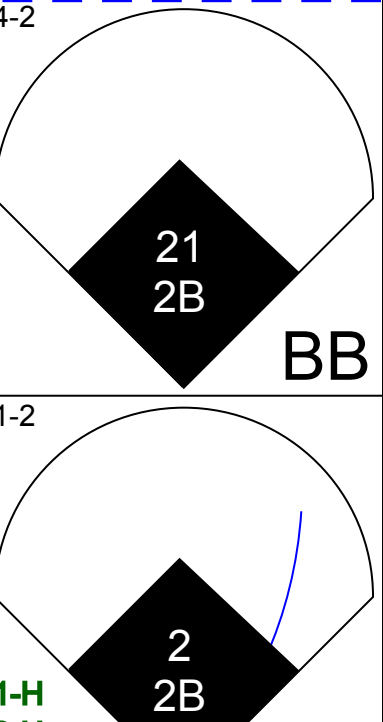
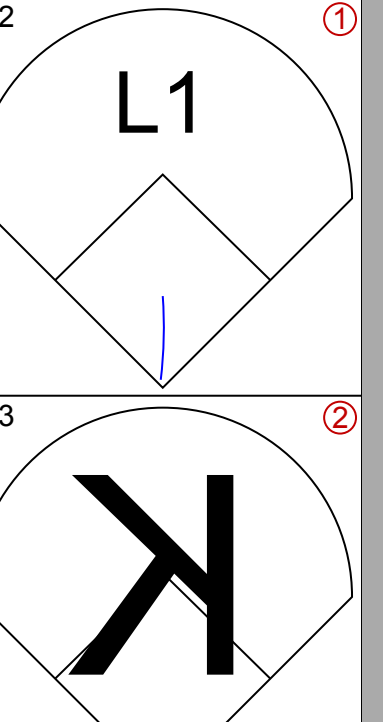


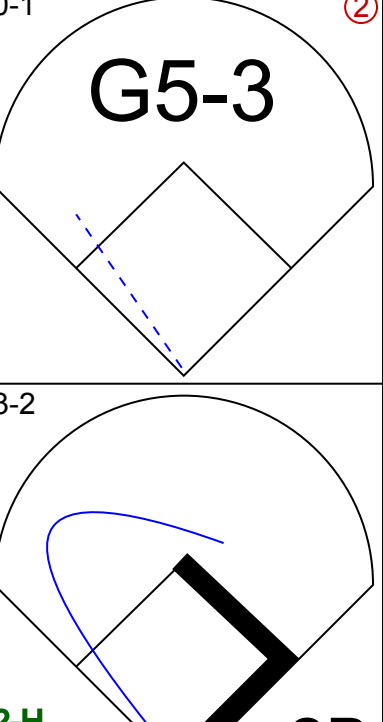
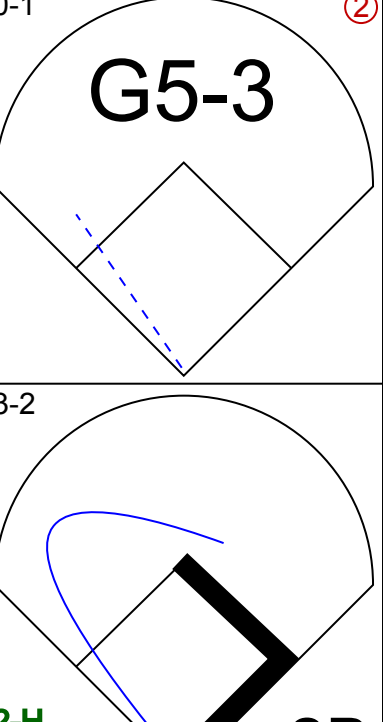

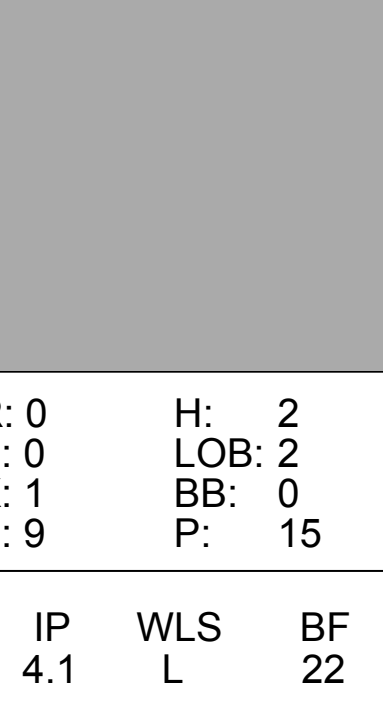

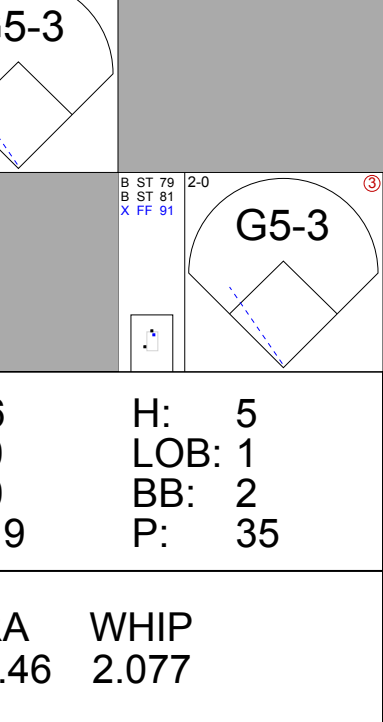
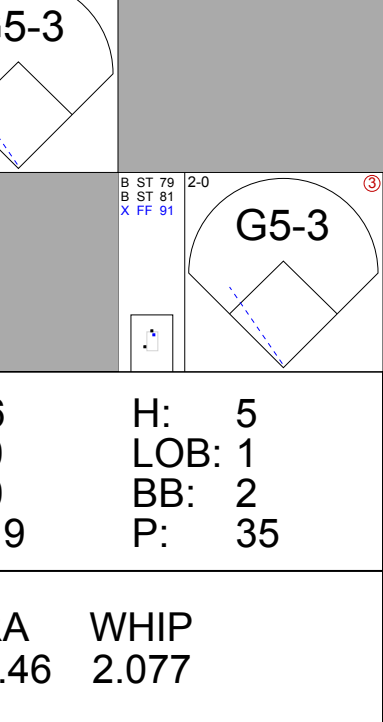


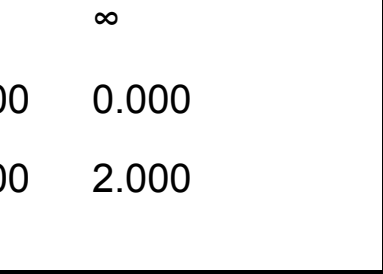
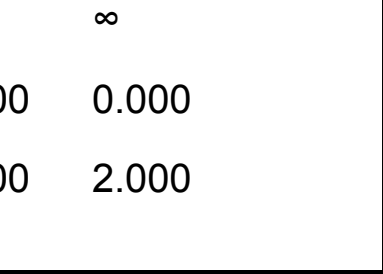
AB	33
R	3
H	6
RBI	3
BB	4
SO	9
LOB	14



AB	34
R	1
H	7
RBI	1
BB	4
SO	13
LOB	20



Batter	1	2	3	4	5	6	7	8	9	AB	R	H	RBI	BB	SO	LOB	TOP								
14 Nolan Reimold, R OBP: 0.335, SLG: 0.401										4	0	0	0	0	1	0	<p>Baltimore Orioles @ Tampa Bay Rays Tropicana Field, St. Petersburg, FL Fri Sep 18 2015, 7:11 PM - 10:01 PM EDT Att: 10,697 - Dome - 72 F</p> <p>livebaseballscorecards.com</p>								
13 Manny Machado, R OBP: 0.361, SLG: 0.494										3	0	0	0	1	1	0									
19 Chris Davis, L OBP: 0.355, SLG: 0.548										2	0	0	0	2	2	0									
10 Adam Jones, R OBP: 0.310, SLG: 0.480										4	0	0	0	0	1	2									
6 Jonathan Schoop, R OBP: 0.320, SLG: 0.504										4	1	1	0	0	1	0									
28 Steve Pearce, R OBP: 0.285, SLG: 0.423										3	3	2	3	0	0	0									
36 Caleb Joseph, R OBP: 0.312, SLG: 0.419										3	1	1	0	1	1	0									
2 J.J. Hardy, R OBP: 0.244, SLG: 0.309										4	1	1	3	0	1	1									
12 Daniel Álvarez, R OBP: 0.296, SLG: 0.400										3	0	0	0	0	1	0									
Inning Stats	R: 0 E: 0 K: 3 S: 9	H: 0 LOB: 0 BB: 0 P: 14	R: 3 E: 0 K: 1 S: 16	H: 1 LOB: 0 BB: 1 P: 28	R: 0 E: 0 K: 0 S: 14	H: 0 LOB: 1 BB: 2 P: 24	R: 0 E: 0 K: 1 S: 12	H: 1 LOB: 1 BB: 0 P: 15	R: 0 E: 0 K: 0 S: 9	H: 0 LOB: 0 BB: 0 P: 12	R: 2 E: 0 K: 2 S: 12	H: 2 LOB: 0 BB: 0 P: 18	R: 0 E: 0 K: 1 S: 6	H: 0 LOB: 0 BB: 0 P: 8	R: 0 E: 0 K: 0 S: 8	H: 0 LOB: 0 BB: 0 P: 14		R: 1 E: 0 K: 1 S: 10	H: 1 LOB: 0 BB: 0 P: 16	1B: 2 2B: 0 3B: 0 HR: 3	SF: 0 SAC: 0 DP: 1 HBP: 1	WP: 0 PB: 0 SB: 0 CS: 1	PA: 35		
PITCHER	IP	WLS	BF	H	R	ER	SO	BB	IBB	HBP	BLK	WP	HR	S	P	ERA	WHIP								
33 Drew Smyly, L ERA: 3.64	5.2	W	24	4	5	5	6	3	0	1	0	0	2	69	107	7.94	1.235								
47 Brandon Gomes, R ERA: 3.18	1.1	H	4	0	0	0	2	0	0	0	0	0	0	9	12	0.00	0.000								
54 Steve Geltz, R ERA: 3.72	1.0	H	3	0	0	0	0	1	0	0	0	0	0	8	14	0.00	1.000								
26 Brad Boxberger, R ERA: 3.9	1.0	S	4	1	1	1	1	0	0	0	0	0	1	10	16	9.00	1.000								

Batter	1	2	3	4	5	6	7	8	9	AB	R	H	RBI	BB	SO	LOB	BOTTOM								
28 John Jaso, L OBP: 0.376, SLG: 0.453										3	1	1	0	0	1	0	<p>Baltimore Orioles @ Tampa Bay Rays Tropicana Field, St. Petersburg, FL Fri Sep 18 2015, 7:11 PM - 10:01 PM EDT Att: 10,697 - Dome - 72 F</p> <p>livebaseballscorecards.com</p>								
36 Richie Shaffer, R OBP: 0.333, SLG: 0.404										1	0	0	0	1	1	1									
27 Mikie Mahtook, R OBP: 0.370, SLG: 0.562										5	1	5	0	0	0	0									
3 Evan Longoria, R OBP: 0.328, SLG: 0.425										4	1	0	0	1	0	6									
24 Grady Sizemore, L OBP: 0.290, SLG: 0.361										4	1	2	3	0	1	2									
39 Kevin Kiermaier, L OBP: 0.297, SLG: 0.410										0	0	0	0	0	0	0									
20 Steven Souza Jr., R OBP: 0.316, SLG: 0.400										3	1	0	0	1	0	3									
21 James Loney, L OBP: 0.329, SLG: 0.373										3	1	1	2	1	1	0									
40 J.P. Arenchibia, R OBP: 0.360, SLG: 0.729										4	1	1	0	0	1	2									
2 Nick Franklin, S OBP: 0.209, SLG: 0.294										4	0	2	1	0	0	2									
1 Tim Beckham, R OBP: 0.287, SLG: 0.475										4	1	1	2	0	1	2									
Inning Stats	R: 0 E: 0 K: 1 S: 9	H: 2 LOB: 2 BB: 0 P: 15	R: 2 E: 0 K: 0 S: 8	H: 1 LOB: 1 BB: 1 P: 17	R: 0 E: 0 K: 0 S: 12	H: 1 LOB: 0 BB: 0 P: 18	R: 0 E: 0 K: 0 S: 5	H: 1 LOB: 0 BB: 0 P: 6	R: 6 E: 0 K: 0 S: 19	H: 5 LOB: 1 BB: 2 P: 35	R: 0 E: 0 K: 1 S: 10	H: 1 LOB: 1 BB: 1 P: 20	R: 0 E: 0 K: 2 S: 11	H: 0 LOB: 0 BB: 0 P: 14	R: 0 E: 0 K: 2 S: 15	H: 2 LOB: 2 BB: 0 P: 22	1B: 7 2B: 5 3B: 0 HR: 1	SF: 0 SAC: 0 DP: 2 HBP: 0	WP: 0 PB: 0 SB: 0 CS: 0	PA: 39					
PITCHER	IP	WLS	BF	H	R	ER	SO	BB	IBB	HBP	BLK	WP	HR	S	P	ERA	WHIP								
63 Tyler Wilson, R ERA: 3.72	4.1	L	22	6	6	6	1	1	0	0	0	0	0	13	23	27.00	4.500								
65 Chaz Roe, R ERA: 3.73	0.2		5	2	2	2	0	1	0	0	0	0	0	5	11	∞	∞								
66 T.J. McFarland, L ERA: 5.34	0.0		2	1	0	0	0	1	0	0	0	0	0	5	11	∞	∞								
60 Mychal Givens, R ERA: 1.9	2.0		5	0	0	0	3	0	0	0	0	0	0	16	23	0.00	0.000								
71 Oliver Drake, R ERA: 3.55	1.0		5	2	0	0	2	0	0	0	0	0	0	15	22	0.00	2.000								

Batter	1	2	3	4	5	6	7	8	9	AB	R	H	RBI	BB	SO	LOB	TOP			
18 Gerardo Parra, L (1,9) OBP: 0.330, SLG: 0.462										4	0	0	0	0	1	2				
13 Manny Machado, R (1,5) OBP: 0.360, SLG: 0.492										4	1	1	0	0	0	1				
19 Chris Davis, L (1,3) OBP: 0.358, SLG: 0.553										4	1	3	0	0	1	0				
10 Adam Jones, R (1,8) OBP: 0.311, SLG: 0.480										4	0	2	2	0	0	2				
45 Steve Clevenger, L (1,10) OBP: 0.329, SLG: 0.434										4	0	1	0	0	1	3				
6 Jonathan Schoop, R (1,4) OBP: 0.318, SLG: 0.500										4	0	1	0	0	0	1				
32 Matt Wieters, S (1,2) OBP: 0.289, SLG: 0.385										4	0	0	0	0	0	2				
28 Steve Pearce, R (1,7) OBP: 0.289, SLG: 0.420										4	0	1	0	0	0	0				
2 J.J. Hardy, R (1,6) OBP: 0.245, SLG: 0.309										3	0	1	0	0	2	1				
Inning Stats	R: 1 E: 0 K: 1 S: 9	H: 2 LOB: 1 BB: 0 P: 12	R: 0 E: 0 K: 0 S: 7	H: 0 LOB: 0 BB: 0 P: 11	R: 0 E: 0 K: 2 S: 12	H: 3 LOB: 2 BB: 0 P: 14	R: 0 E: 0 K: 0 S: 11	H: 1 LOB: 0 BB: 0 P: 16	R: 1 E: 0 K: 0 S: 5	H: 2 LOB: 0 BB: 0 P: 6	R: 0 E: 0 K: 1 S: 11	H: 1 LOB: 1 BB: 0 P: 13	R: 0 E: 0 K: 1 S: 14	H: 1 LOB: 0 BB: 0 P: 17	R: 0 E: 0 K: 0 S: 7	H: 0 LOB: 0 BB: 0 P: 12	1B: 8 2B: 2 3B: 0 HR: 0	SF: 0 SAC: 0 DP: 2 HBP: 0	WP: 0 PB: 0 SB: 0 CS: 0	PA: 35
PITCHER	IP WLS BF H R ER SO BB IBB HBP BLK WP HR S P ERA WHIP																			
30 Erasmo Ramirez, R (1,1) ERA: 3.7	7.0 L 28 9 2 2 4 0 0 0 0 0 0 0 65 86 2.57 1.286																			
59 Andrew Bellatti, R (8,1) ERA: 1.4	1.0 4 1 0 0 1 0 0 0 0 0 0 0 14 17 0.00 1.000																			
35 Matt Andriese, R (9,1) ERA: 4.37	1.0 3 0 0 0 0 0 0 0 0 0 0 0 7 12 0.00 0.000																			

Baltimore Orioles @ Tampa Bay Rays
Tropicana Field, St. Petersburg, FL
Sat Sep 19 2015, 6:11 PM - 8:40 PM EDT
Att: 17,053 - Dome - 72 F

AB 35
R 2
H 10
RBI 2
BB 0
SO 5
LOB 12



Batter	1	2	3	4	5	6	7	8	9	AB	R	H	RBI	BB	SO	LOB	BOTTOM					
5 Brandon Guyer, R (1,7) OBP: 0.350, SLG: 0.390										2	1	1	0	0	1	0						
28 John Jaso, L (8,PH) OBP: 0.374, SLG: 0.450										1	0	0	0	0	1	0						
2 Nick Franklin, S (9,4) OBP: 0.209, SLG: 0.294										0	0	0	0	0	0	0						
36 Richie Shaffer, R (1,5) OBP: 0.333, SLG: 0.420										3	0	1	1	0	1	1						
24 Grady Sizemore, L (8,PH) OBP: 0.293, SLG: 0.361										0	0	0	0	0	0	0						
27 Mike Mahtook, R (8,PR) OBP: 0.370, SLG: 0.562										0	0	0	0	0	0	0						
3 Evan Longoria, R (1,10) OBP: 0.327, SLG: 0.425										4	0	1	0	0	1	2						
11 Logan Forsythe, R (1,4) OBP: 0.357, SLG: 0.440										4	0	1	0	0	0	2						
13 Asdrubal Cabrera, S (1,6) OBP: 0.313, SLG: 0.418										4	0	1	0	0	2	2						
21 James Loney, L (1,3) OBP: 0.329, SLG: 0.372										3	0	1	0	0	0	1						
1 Tim Beckham, R (9,PH) OBP: 0.286, SLG: 0.472										1	0	0	0	0	0	0						
20 Steven Souza Jr., R (1,9) OBP: 0.313, SLG: 0.396										3	0	0	0	0	1	2						
39 Kevin Kiermaier, L (1,8) OBP: 0.295, SLG: 0.407										3	0	0	0	0	0	2						
46 Luke Maile, R (1,2) OBP: 0.067, SLG: 0.133										2	0	0	0	0	1	0						
9 Joey Butler, R (7,PH) OBP: 0.322, SLG: 0.391										1	0	0	0	0	1	2						
44 René Rivera, R (8,2) OBP: 0.214, SLG: 0.279										0	0	0	0	0	0	0						
Inning Stats	R: 1 E: 0 K: 2 S: 12	H: 2 LOB: 1 BB: 0 P: 17	R: 0 E: 0 K: 1 S: 8	H: 0 LOB: 0 BB: 0 P: 12	R: 0 E: 0 K: 0 S: 4	H: 0 LOB: 0 BB: 0 P: 7	R: 0 E: 0 K: 0 S: 15	H: 1 LOB: 1 BB: 0 P: 21	R: 0 E: 0 K: 1 S: 8	H: 0 LOB: 0 BB: 0 P: 12	R: 0 E: 0 K: 2 S: 8	H: 1 LOB: 1 BB: 0 P: 14	R: 0 E: 0 K: 1 S: 12	H: 2 LOB: 2 BB: 0 P: 18	R: 0 E: 0 K: 1 S: 9	H: 0 LOB: 0 BB: 0 P: 14	R: 0 E: 0 K: 1 S: 7	H: 0 LOB: 0 BB: 0 P: 7	1B: 4 2B: 2 3B: 0 HR: 0	SF: 0 SAC: 0 DP: 1 HBP: 2	WP: 1 PB: 0 SB: 0 CS: 1	PA: 34
PITCHER	IP WLS BF H R ER SO BB IBB HBP BLK WP HR S P ERA WHIP																					
16 Wei-Yin Chen, L (1,1) ERA: 3.36	7.0 W 27 6 1 1 7 0 0 0 0 0 0 0 9 101 1.29 0.857																					
56 Darren O'Day, R (8,1) ERA: 1.52	1.0 H 3 0 0 0 1 0 0 0 0 0 0 0 9 14 0.00 0.000																					
53 Zack Britton, L (9,1) ERA: 1.77	1.0 S 3 0 0 0 1 0 0 0 0 0 0 0 7 7 0.00 0.000																					

Baltimore Orioles @ Tampa Bay Rays
Tropicana Field, St. Petersburg, FL
Sat Sep 19 2015, 6:11 PM - 8:40 PM EDT
Att: 17,053 - Dome - 72 F

AB 31
R 1
H 6
RBI 1
BB 0
SO 9
LOB 14



Batter	1	2	3	4	5	6	7	8	9	AB	R	H	RBI	BB	SO	LOB	TOP						
5 Brandon Guyer, R OBP: 0.360, SLG: 0.419	F8			P3		HBP		27 HR		3	2	1	0	0	0	0	Tampa Bay Rays @ Boston Red Sox Fenway Park, Boston, MA Tue Sep 22 2015, 7:11 PM - 9:54 PM EDT Att: 33,673 - Cloudy - 61 F						
27 Mikie Mahtook, R OBP: 0.363, SLG: 0.566	G5-3			F8		1B		2B		4	1	2	2	0	0								
3 Evan Longoria, R OBP: 0.331, SLG: 0.432	G5-3			F9		SF9		1B		3	0	1	1	0	0								
11 Logan Forsythe, R OBP: 0.362, SLG: 0.450		K			13 B2-3 20 SF9			F9		4	1	1	0	0	2								
13 Asdrúbal Cabrera, S OBP: 0.309, SLG: 0.412		F9			B2-3			G4-3		4	0	1	0	0	0								
20 Steven Souza Jr., R OBP: 0.311, SLG: 0.382					SF9			K		2	0	0	1	1	2								
21 James Loney, L OBP: 0.329, SLG: 0.370				F7		F7				4	0	2	0	0	0								
36 Richie Shaffer, R OBP: 0.357, SLG: 0.456				K				K		3	1	0	0	1	2								
46 Luke Maile, R OBP: 0.053, SLG: 0.105				K				G6-4-3		4	0	0	0	0	1								
Inning Stats	R: 0 H: 0 E: 0 K: 0 S: 4	H: 0 LOB: 0 BB: 0 P: 7	R: 0 H: 0 E: 0 K: 2 S: 7	H: 0 LOB: 0 BB: 0 P: 11	R: 0 H: 0 E: 0 K: 2 S: 8	H: 0 LOB: 0 BB: 0 P: 10	R: 1 H: 1 E: 0 K: 0 S: 6	H: 1 LOB: 0 BB: 0 P: 7	R: 2 H: 1 E: 1 K: 1 S: 9	H: 1 LOB: 1 BB: 1 P: 14	R: 0 H: 2 E: 0 K: 0 S: 10	H: 2 LOB: 2 BB: 1 P: 17	R: 2 H: 3 E: 0 K: 1 S: 15	H: 3 LOB: 1 BB: 0 P: 22	R: 0 H: 1 E: 0 K: 1 S: 15	H: 1 LOB: 0 BB: 0 P: 23	1B: 5 2B: 2 3B: 0 HR: 1	SF: 2 SAC: 0 DP: 2 HBP: 1	WP: 0 PB: 0 SB: 0 CS: 0	PA: 36			
PITCHER	IP WLS BF	H R ER SO	BB IBB HBP BLK	WP HR S P	ERA WHIP	PITCHER	IP WLS BF	H R ER SO	BB IBB HBP BLK	WP HR S P	ERA WHIP												
60 Henry Owens, L ERA: 4.41	7.1	L	31	7	5	4	5	2	0	1	0	0	0	0	0	0	4.91	1.227					
68 Matt Barnes, R ERA: 6.14	0.2		2	0	0	0	1	0	0	0	0	0	0	0	0	0	0.00	0.000					
32 Craig Breslow, L ERA: 4.53	1.0		3	1	0	0	1	0	0	0	0	0	0	0	0	0	0.00	1.000					

AB	31
R	5
H	8
RBI	4
BB	2
SO	7
LOB	14



Batter	1	2	3	4	5	6	7	8	9	AB	R	H	RBI	BB	SO	LOB	BOTTOM						
50 Mookie Betts, R OBP: 0.339, SLG: 0.470	34 BB 47 1B				G6-3			F8		4	1	2	0	0	0	0	Tampa Bay Rays @ Boston Red Sox Fenway Park, Boston, MA Tue Sep 22 2015, 7:11 PM - 9:54 PM EDT Att: 33,673 - Cloudy - 61 F						
30 Josh Rutledge, R OBP: 0.373, SLG: 0.368										3	0	1	0	0	2								
26 Brock Holt, L OBP: 0.349, SLG: 0.382	K									1	0	0	0	0	1								
2 Xander Bogaerts, R OBP: 0.356, SLG: 0.429	34 BB 47 1B									3	1	2	0	1	1								
34 David Ortiz, L OBP: 0.353, SLG: 0.536	47 1B				F7-6					3	0	0	0	1	0								
47 Travis Shaw, L OBP: 0.362, SLG: 0.531	23 WP									3	0	3	2	1	0								
38 Rusney Castillo, R OBP: 0.301, SLG: 0.360	K				FC4					4	0	0	0	0	1								
23 Blake Swihart, S OBP: 0.317, SLG: 0.368	K				G5-3					4	0	0	0	0	2								
16 Deven Marrero, R OBP: 0.348, SLG: 0.348	L8									4	0	0	0	0	3								
25 Jackie Bradley Jr., L OBP: 0.341, SLG: 0.533	G5-3				G4-3					3	0	0	0	0	0								
Inning Stats	R: 2 H: 2 E: 0 K: 3 S: 19	H: 2 LOB: 2 BB: 2 P: 32	R: 0 H: 1 E: 0 K: 1 S: 13	H: 1 LOB: 1 BB: 0 P: 19	R: 0 H: 2 E: 0 K: 0 S: 10	H: 2 LOB: 1 BB: 0 P: 14	R: 0 H: 0 E: 0 K: 1 S: 6	H: 0 LOB: 0 BB: 0 P: 7	R: 0 H: 1 E: 0 K: 1 S: 9	H: 1 LOB: 1 BB: 0 P: 12	R: 0 H: 0 E: 0 K: 0 S: 5	H: 0 LOB: 0 BB: 0 P: 8	R: 0 H: 1 E: 0 K: 1 S: 8	H: 1 LOB: 0 BB: 0 P: 10	R: 0 H: 0 E: 0 K: 2 S: 15	H: 0 LOB: 1 BB: 1 P: 20	1B: 6 2B: 3 3B: 0 HR: 0	SF: 0 SAC: 0 DP: 2 HBP: 0	WP: 1 PB: 1 SB: 0 CS: 0	PA: 35			
PITCHER	IP WLS BF	H R ER SO	BB IBB HBP BLK	WP HR S P	ERA WHIP	PITCHER	IP WLS BF	H R ER SO	BB IBB HBP BLK	WP HR S P	ERA WHIP												
55 Matt Moore, L ERA: 6.48	6.2	W	27	7	2	2	7	2	0	0	0	0	0	0	0	0	2.70	1.350					
59 Andrew Bellatti, R ERA: 1.31	1.0	H	3	1	0	0	1	0	0	0	0	6	7	0	0	0	0.00	1.000					
45 Enny Romero, L ERA: 4.81	0.1	H	1	0	0	0	0	0	0	0	0	3	4	0	0	0	0.00	0.000					
26 Brad Boxberger, R ERA: 3.84	1.0	S	4	0	0	0	2	1	0	0	0	0	15	20	0	0	0.00	1.000					



Batter	1	2	3	4	5	6	7	8	9	AB	R	H	RBI	BB	SO	LOB	TOP								
5 Brandon Guyer, R OBP: 0.356, SLG: 0.413	G5-3		G5-3			G6-3	G4-3			4	0	0	0	0	0	1	Tampa Bay Rays @ Boston Red Sox Fenway Park, Boston, MA Thu Sep 24 2015, 7:11 PM - 9:50 PM EDT Att: 34,916 - Partly Cloudy - 63 F								
27 Mikie Mahtook, R OBP: 0.347, SLG: 0.540	G6-3		P4			G5-3	L6			3	0	0	0	0	0	0									
28 John Jaso, L OBP: 0.379, SLG: 0.456	G6-3									1	0	0	0	0	0	1									
3 Evan Longoria, R OBP: 0.333, SLG: 0.439	K									4	1	3	1	0	1	0									
11 Logan Forsythe, R OBP: 0.362, SLG: 0.451										4	1	2	0	0	0	2									
13 Asdrúbal Cabrera, S OBP: 0.313, SLG: 0.425										4	1	2	1	0	0	2									
20 Steven Souza Jr., R OBP: 0.316, SLG: 0.468										4	0	1	1	0	1	3									
39 Kevin Kiermaier, L OBP: 0.301, SLG: 0.416										3	1	2	1	1	0	0									
36 Richie Shaffer, R OBP: 0.338, SLG: 0.426										3	0	0	0	0	1	2									
21 James Loney, L OBP: 0.325, SLG: 0.365										1	0	0	0	0	1	1									
46 Luke Maile, R OBP: 0.087, SLG: 0.174										4	0	1	0	0	1	0									
Inning Stats	R: 0 E: 0 K: 1 S: 9	H: 0 LOB: 0 BB: 0 P: 16	R: 0 E: 0 K: 0 S: 5	H: 1 LOB: 2 BB: 1 P: 11	R: 0 E: 0 K: 1 S: 7	H: 0 LOB: 0 BB: 0 P: 11	R: 0 E: 0 K: 0 S: 11	H: 1 LOB: 1 BB: 0 P: 17	R: 0 E: 0 K: 0 S: 6	H: 0 LOB: 0 BB: 0 P: 9	R: 3 E: 0 K: 0 S: 19	H: 4 LOB: 1 BB: 0 P: 26	R: 1 E: 0 K: 0 S: 10	H: 2 LOB: 1 BB: 0 P: 18	R: 0 E: 0 K: 1 S: 12	H: 2 LOB: 1 BB: 0 P: 17	R: 0 E: 0 K: 1 S: 6	H: 1 LOB: 0 BB: 0 P: 11	1B: 4 2B: 5 HR: 2	SF: 0 SAC: 0 DP: 1 HBP: 0	WP: 0 PB: 0 SB: 0 CS: 1	PA: 36			
PITCHER	IP WLS BF H R ER SO BB IBB HBP BLK WP HR S P ERA WHIP	IP WLS BF H R ER SO BB IBB HBP BLK WP HR S P ERA WHIP	IP WLS BF H R ER SO BB IBB HBP BLK WP HR S P ERA WHIP	IP WLS BF H R ER SO BB IBB HBP BLK WP HR S P ERA WHIP	IP WLS BF H R ER SO BB IBB HBP BLK WP HR S P ERA WHIP	IP WLS BF H R ER SO BB IBB HBP BLK WP HR S P ERA WHIP	IP WLS BF H R ER SO BB IBB HBP BLK WP HR S P ERA WHIP	IP WLS BF H R ER SO BB IBB HBP BLK WP HR S P ERA WHIP	IP WLS BF H R ER SO BB IBB HBP BLK WP HR S P ERA WHIP	IP WLS BF H R ER SO BB IBB HBP BLK WP HR S P ERA WHIP	IP WLS BF H R ER SO BB IBB HBP BLK WP HR S P ERA WHIP	IP WLS BF H R ER SO BB IBB HBP BLK WP HR S P ERA WHIP	IP WLS BF H R ER SO BB IBB HBP BLK WP HR S P ERA WHIP	IP WLS BF H R ER SO BB IBB HBP BLK WP HR S P ERA WHIP	IP WLS BF H R ER SO BB IBB HBP BLK WP HR S P ERA WHIP	IP WLS BF H R ER SO BB IBB HBP BLK WP HR S P ERA WHIP	IP WLS BF H R ER SO BB IBB HBP BLK WP HR S P ERA WHIP	IP WLS BF H R ER SO BB IBB HBP BLK WP HR S P ERA WHIP	IP WLS BF H R ER SO BB IBB HBP BLK WP HR S P ERA WHIP	IP WLS BF H R ER SO BB IBB HBP BLK WP HR S P ERA WHIP	IP WLS BF H R ER SO BB IBB HBP BLK WP HR S P ERA WHIP	IP WLS BF H R ER SO BB IBB HBP BLK WP HR S P ERA WHIP	IP WLS BF H R ER SO BB IBB HBP BLK WP HR S P ERA WHIP	IP WLS BF H R ER SO BB IBB HBP BLK WP HR S P ERA WHIP	IP WLS BF H R ER SO BB IBB HBP BLK WP HR S P ERA WHIP

AB	35
R	4
H	11
RBI	4
BB	1
SO	5
LOB	12



Batter	1	2	3	4	5	6	7	8	9	AB	R	H	RBI	BB	SO	LOB	BOTTOM								
50 Mookie Betts, R OBP: 0.340, SLG: 0.469	G6-3		F8			G4-3		F8		4	1	1	0	0	0	1	Tampa Bay Rays @ Boston Red Sox Fenway Park, Boston, MA Thu Sep 24 2015, 7:11 PM - 9:50 PM EDT Att: 34,916 - Partly Cloudy - 63 F								
15 Dustin Pedroia, R OBP: 0.358, SLG: 0.456	G6-3		G6-3			G2-3		G6-3		4	0	1	0	0	0	1									
2 Xander Bogaerts, R OBP: 0.355, SLG: 0.425	K					G1-3		G2-3		3	0	0	0	1	1	2									
34 David Ortiz, L OBP: 0.355, SLG: 0.538										4	1	2	2	0	1	1									
47 Travis Shaw, L OBP: 0.354, SLG: 0.522	K					G3-5		F9		3	0	0	0	0	1	1									
38 Rusney Castillo, R OBP: 0.297, SLG: 0.373						G4-3		G6-3		3	0	0	0	0	1	0									
26 Brock Holt, L OBP: 0.347, SLG: 0.379						G4-3		K		3	0	0	0	0	1	0									
10 Ryan Hanigan, R OBP: 0.337, SLG: 0.328								G6-3		2	0	0	0	0	2	0									
23 Blake Swihart, S OBP: 0.314, SLG: 0.382								K		1	0	0	0	0	0	0									
25 Jackie Bradley Jr., L OBP: 0.339, SLG: 0.521										3	0	1	0	0	0	0									
Inning Stats	R: 2 E: 0 K: 2 S: 13	H: 2 LOB: 0 BB: 0 P: 17	R: 0 E: 0 K: 2 S: 10	H: 0 LOB: 0 BB: 0 P: 12	R: 0 E: 0 K: 0 S: 8	H: 0 LOB: 0 BB: 0 P: 11	R: 0 E: 0 K: 0 S: 8	H: 1 LOB: 0 BB: 0 P: 9	R: 0 E: 0 K: 1 S: 10	H: 0 LOB: 0 BB: 0 P: 13	R: 0 E: 0 K: 0 S: 11	H: 1 LOB: 1 BB: 0 P: 18	R: 0 E: 0 K: 1 S: 9	H: 0 LOB: 0 BB: 0 P: 12	R: 0 E: 0 K: 1 S: 10	H: 1 LOB: 1 BB: 0 P: 16	R: 0 E: 0 K: 0 S: 5	H: 0 LOB: 0 BB: 1 P: 14	1B: 4 2B: 0 3B: 0 HR: 1	SF: 0 SAC: 0 DP: 2 HBP: 0	WP: 0 PB: 0 SB: 0 CS: 0	PA: 31			
PITCHER	IP WLS BF H R ER SO BB IBB HBP BLK WP HR S P ERA WHIP	IP WLS BF H R ER SO BB IBB HBP BLK WP HR S P ERA WHIP	IP WLS BF H R ER SO BB IBB HBP BLK WP HR S P ERA WHIP	IP WLS BF H R ER SO BB IBB HBP BLK WP HR S P ERA WHIP	IP WLS BF H R ER SO BB IBB HBP BLK WP HR S P ERA WHIP	IP WLS BF H R ER SO BB IBB HBP BLK WP HR S P ERA WHIP	IP WLS BF H R ER SO BB IBB HBP BLK WP HR S P ERA WHIP	IP WLS BF H R ER SO BB IBB HBP BLK WP HR S P ERA WHIP	IP WLS BF H R ER SO BB IBB HBP BLK WP HR S P ERA WHIP	IP WLS BF H R ER SO BB IBB HBP BLK WP HR S P ERA WHIP	IP WLS BF H R ER SO BB IBB HBP BLK WP HR S P ERA WHIP	IP WLS BF H R ER SO BB IBB HBP BLK WP HR S P ERA WHIP	IP WLS BF H R ER SO BB IBB HBP BLK WP HR S P ERA WHIP	IP WLS BF H R ER SO BB IBB HBP BLK WP HR S P ERA WHIP	IP WLS BF H R ER SO BB IBB HBP BLK WP HR S P ERA WHIP	IP WLS BF H R ER SO BB IBB HBP BLK WP HR S P ERA WHIP	IP WLS BF H R ER SO BB IBB HBP BLK WP HR S P ERA WHIP	IP WLS BF H R ER SO BB IBB HBP BLK WP HR S P ERA WHIP	IP WLS BF H R ER SO BB IBB HBP BLK WP HR S P ERA WHIP	IP WLS BF H R ER SO BB IBB HBP BLK WP HR S P ERA WHIP	IP WLS BF H R ER SO BB IBB HBP BLK WP HR S P ERA WHIP	IP WLS BF H R ER SO BB IBB HBP BLK WP HR S P ERA WHIP	IP WLS BF H R ER SO BB IBB HBP BLK WP HR S P ERA WHIP	IP WLS BF H R ER SO BB IBB HBP BLK WP HR S P ERA WHIP	IP WLS BF H R ER SO BB IBB HBP BLK WP HR S P ERA WHIP



Batter	1	2	3	4	5	6	7	8	9	AB	R	H	RBI	BB	SO	LOB	TOP										
5 Brandon Guyer, R (1, 7) OBP: 0.356, SLG: 0.416										3	2	1	0	0	1	0	Tampa Bay Rays @ Toronto Blue Jays Rogers Centre, Toronto, ON Sun Sep 27 2015, 1:07 PM - 4:02 PM EDT Att: 47,287 - Sunny - 67 F										
27 Mikie Mahtook, R (1, 8) OBP: 0.364, SLG: 0.578										3	1	2	2	1	1	1											
3 Evan Longoria, R (1, 5) OBP: 0.328, SLG: 0.431										4	0	0	0	0	1	3											
11 Logan Forsythe, R (1, 10) OBP: 0.358, SLG: 0.444										4	0	1	1	0	1	2											
13 Asdrúbal Cabrera, S (1, 6) OBP: 0.314, SLG: 0.422										4	0	0	0	0	1	1											
20 Steven Souza Jr., R (1, 9) OBP: 0.314, SLG: 0.403										4	1	1	0	0	1	0											
1 Tim Beckham, R (1, 4) OBP: 0.283, SLG: 0.460										4	0	1	0	0	1	0											
36 Richie Shaffer, R (1, 3) OBP: 0.309, SLG: 0.388										2	0	0	1	0	0	0											
46 Luke Maile, R (1, 2) OBP: 0.080, SLG: 0.160										2	0	0	0	0	0	1											
28 John Jaso, L (7, PH) OBP: 0.373, SLG: 0.446										1	0	0	0	0	1	0											
44 René Rivera, R (7, 2) OBP: 0.215, SLG: 0.277										0	0	0	0	0	0	0											
Inning Stats	R: 1 E: 0 K: 1 S: 12	H: 2 LOB: 1 BB: 0 P: 15	R: 0 E: 0 K: 1 S: 8	H: 0 LOB: 0 BB: 0 P: 10	R: 2 E: 0 K: 2 S: 14	H: 1 LOB: 0 BB: 0 P: 21	R: 1 E: 0 K: 0 S: 11	H: 2 LOB: 1 BB: 0 P: 15	R: 0 E: 0 K: 1 S: 8	H: 0 LOB: 0 BB: 0 P: 12	R: 0 E: 0 K: 2 S: 10	H: 1 LOB: 0 BB: 0 P: 12	R: 0 E: 0 K: 1 S: 6	H: 0 LOB: 0 BB: 0 P: 8	R: 0 E: 0 K: 1 S: 6	H: 0 LOB: 0 BB: 0 P: 8	1B: 4 2B: 0 3B: 1 HR: 1	SF: 1 SAC: 0 DP: 1 HBP: 1	WP: 0 PA: 34 PB: 0 SB: 1 CS: 0								
PITCHER	IP	WLS	BF	H	R	ER	SO	BB	IBB	HBP	BLK	WP	HR	S	P	ERA	WHIP										
56 Mark Buehrle, L (1, 1) ERA: 3.76	6.0		25	5	4	4	5	1	0	1	0	0	1	60	90	6.00	1.000										
31 Liam Hendriks, R (7, 1) ERA: 2.53	1.1		5	1	0	0	2	0	0	0	0	0	0	14	21	0.00	0.750										
41 Aaron Sanchez, R (8, 1) ERA: 3.31	0.2		1	0	0	0	0	0	0	0	0	0	0	3	4	0.00	0.000										
27 Brett Cecil, L (9, 1) ERA: 2.6	1.0	W	3	0	0	0	1	0	0	0	0	0	0	6	8	0.00	0.000										

Batter	1	2	3	4	5	6	7	8	9	AB	R	H	RBI	BB	SO	LOB	BOTTOM										
7 Ben Revere, L (1, 7) OBP: 0.343, SLG: 0.375										4	0	1	0	1	0	0	Tampa Bay Rays @ Toronto Blue Jays Rogers Centre, Toronto, ON Sun Sep 27 2015, 1:07 PM - 4:02 PM EDT Att: 47,287 - Sunny - 67 F										
20 Josh Donaldson, R (1, 5) OBP: 0.373, SLG: 0.578										4	2	1	1	1	1	3											
19 José Bautista, R (1, 9) OBP: 0.374, SLG: 0.539										4	0	0	0	0	0	2											
10 Edwin Encarnación, R (1, 10) OBP: 0.367, SLG: 0.539										3	1	1	0	1	0	0											
13 Justin Smoak, S (1, 3) OBP: 0.303, SLG: 0.475										4	1	3	3	0	1	0											
45 Dalton Pompey, S (8, PR) OBP: 0.258, SLG: 0.329										0	1	0	0	0	0	0											
23 Matt Hague, R (9, 3) OBP: 0.571, SLG: 0.600										0	0	0	0	0	0	0											
30 Dioner Navarro, S (1, 2) OBP: 0.304, SLG: 0.382										4	0	1	0	0	0	3											
11 Kevin Pillar, R (1, 8) OBP: 0.307, SLG: 0.395										4	0	2	1	0	0	0											
17 Ryan Goins, L (1, 6) OBP: 0.313, SLG: 0.344										2	0	0	0	0	1	0											
15 Chris Colabello, R (6, PH) OBP: 0.370, SLG: 0.514										1	0	0	0	0	0	2											
9 Cliff Pennington, S (7, 6) OBP: 0.294, SLG: 0.287										1	0	0	0	0	1	2											
18 Darwin Barney, R (1, 4) OBP: 0.231, SLG: 0.308										3	0	1	0	0	0	0											
3 Ezequiel Carrera, L (9, PH) OBP: 0.322, SLG: 0.368										1	0	0	0	0	0	0											
Inning Stats	R: 1 E: 0 K: 0 S: 16	H: 2 LOB: 2 BB: 1 P: 27	R: 0 E: 0 K: 0 S: 10	H: 0 LOB: 0 BB: 0 P: 17	R: 0 E: 0 K: 1 S: 7	H: 0 LOB: 0 BB: 0 P: 8	R: 0 E: 0 K: 1 S: 6	H: 1 LOB: 2 BB: 1 P: 15	R: 2 E: 0 K: 0 S: 13	H: 3 LOB: 1 BB: 1 P: 23	R: 0 E: 0 K: 0 S: 9	H: 1 LOB: 1 BB: 0 P: 20	R: 1 E: 0 K: 1 S: 13	H: 2 LOB: 2 BB: 0 P: 21	R: 1 E: 0 K: 0 S: 5	H: 1 LOB: 0 BB: 0 P: 8	1B: 4 2B: 4 3B: 0 HR: 2	SF: 0 SAC: 0 DP: 1 HBP: 0	WP: 0 PA: 38 PB: 1 SB: 1 CS: 0								
PITCHER	IP	WLS	BF	H	R	ER	SO	BB	IBB	HBP	BLK	WP	HR	S	P	ERA	WHIP										
35 Matt Andriese, R (1, 1) ERA: 4.31	3.0		12	2	1	1	1	1	0	0	0	0	0	33	54	3.00	1.000										
45 Enny Romero, L (4, 1) ERA: 4.29	1.2		7	1	0	0	2	1	0	0	0	0	0	12	20	0.00	1.200										
59 Andrew Bellatti, R (5, 1) ERA: 1.19	0.1	H	1	0	0	0	0	0	0	0	0	0	0	1	3	0.00	0.000										
47 Brandon Gomes, R (6, 1) ERA: 3.88	0.1	H	3	1	2	2	0	1	0	0	0	0	1	7	14	54.00	6.000										
31 Xavier Cedeño, L (6, 1) ERA: 2.22	0.2	H	3	2	0	0	0	0	0	0	0	0	0	6	9	0.00	3.000										
PITCHER	IP	WLS	BF	H	R	ER	SO	BB	IBB	HBP	BLK	WP	HR	S	P	ERA	WHIP										
57 Jake McGee, L (7, 1) ERA: 2.5	1.0		4	1	0	0	0	0	0	0	0	0	0	9	20	0.00	1.000										
37 Alex Colomé, R (8, 1) ERA: 4.0	1.0	B	5	2	1	1	1	0	0	0	0	0	0	13	21	9.00	2.000										
54 Steve Geltz, R (9, 1) ERA: 3.78	0.2	L	3	1	1	1	0	0	0	0	0	0	1	5	8	13.50	1.500										

AB	31
R	4
H	6
RBI	4
BB	1
SO	8
LOB	8



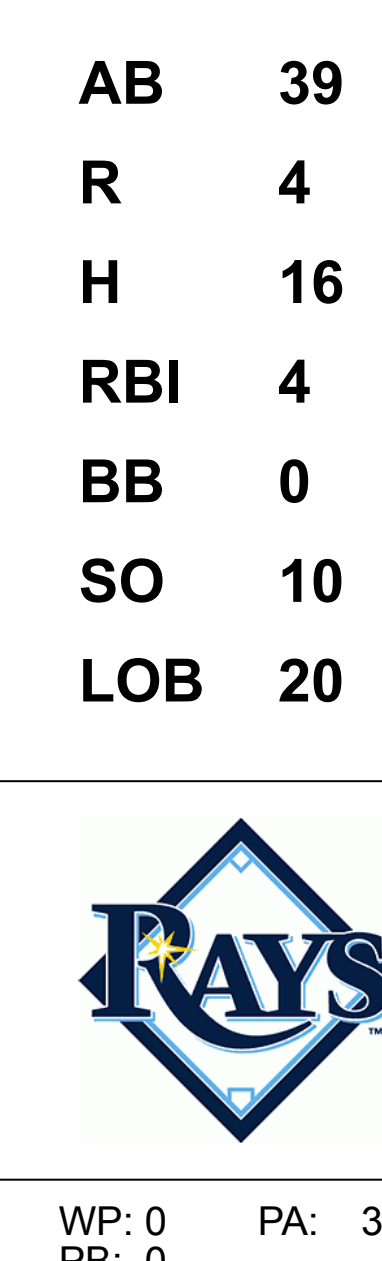
Batter	1	2	3	4	5	6	7	8	9	AB	R	H	RBI	BB	SO	LOB	TOP						
9 Dee Strange-Gordon, L OBP: 0.356, SLG: 0.411	G1-3		G4-3		K		F7		1B	5	0	1	1	0	1	2	Miami Marlins @ Tampa Bay Rays Tropicana Field, St. Petersburg, FL Wed Sep 30 2015, 7:11 PM - 10:03 PM EDT Att: 9,431 - Dome - 72 F livebaseballscorecards.com						
21 Christian Yelich, L OBP: 0.356, SLG: 0.407	1B			K		K		2B	1B	4	1	1	0	1	2	1							
14 Martin Prado, R OBP: 0.341, SLG: 0.398	1B			F8				1B		3	0	2	0	1	0	0							
48 Justin Bour, L OBP: 0.324, SLG: 0.485	G6-3					K		G4-6-3	1B	4	1	1	0	0	1	4							
13 Marcell Ozuna, R OBP: 0.306, SLG: 0.386		P4				G2-3				3	0	1	1	1	0	1							
32 Derek Dietrich, L OBP: 0.351, SLG: 0.469	F7									4	0	0	0	0	2	2							
20 J.T. Realmuto, R OBP: 0.288, SLG: 0.406	G6-3									3	1	1	0	1	0	0							
5 Casey McGehee, R OBP: 0.267, SLG: 0.274										2	0	0	0	0	1	1							
51 Ichiro Suzuki, L OBP: 0.296, SLG: 0.283										2	0	0	0	0	0	1							
19 Miguel Rojas, R OBP: 0.326, SLG: 0.371										4	1	2	1	0	2	1							
																	MIAMI						
Inning Stats	R: 0 H: 1 E: 0 K: 0 S: 10	H: 1 LOB: 1 BB: 1 P: 17	R: 0 H: 0 E: 0 K: 0 S: 6	H: 0 LOB: 0 BB: 0 P: 8	R: 0 H: 0 E: 0 K: 2 S: 9	H: 0 LOB: 0 BB: 0 P: 16	R: 1 H: 2 E: 0 K: 2 S: 12	H: 2 LOB: 1 BB: 0 P: 20	R: 0 H: 0 E: 0 K: 2 S: 8	H: 0 LOB: 1 BB: 1 P: 17	R: 0 H: 0 E: 0 K: 2 S: 11	H: 0 LOB: 1 BB: 1 P: 18	R: 1 H: 2 E: 0 K: 1 S: 12	H: 2 LOB: 1 BB: 1 P: 24	R: 1 H: 2 E: 0 K: 0 S: 16	H: 2 LOB: 1 BB: 0 P: 23	1B: 6 2B: 3 3B: 0 HR: 0	SF: 0 SAC: 0 DP: 2 HBP: 0	WP: 0 PB: 0 SB: 0 CS: 0	PA: 38			
PITCHER	IP WLS BF H R ER SO BB IBB HBP BLK WP HR S P ERA WHIP	IP WLS BF H R ER SO BB IBB HBP BLK WP HR S P ERA WHIP	IP WLS BF H R ER SO BB IBB HBP BLK WP HR S P ERA WHIP	IP WLS BF H R ER SO BB IBB HBP BLK WP HR S P ERA WHIP	IP WLS BF H R ER SO BB IBB HBP BLK WP HR S P ERA WHIP	IP WLS BF H R ER SO BB IBB HBP BLK WP HR S P ERA WHIP	IP WLS BF H R ER SO BB IBB HBP BLK WP HR S P ERA WHIP	IP WLS BF H R ER SO BB IBB HBP BLK WP HR S P ERA WHIP	IP WLS BF H R ER SO BB IBB HBP BLK WP HR S P ERA WHIP	IP WLS BF H R ER SO BB IBB HBP BLK WP HR S P ERA WHIP	IP WLS BF H R ER SO BB IBB HBP BLK WP HR S P ERA WHIP	IP WLS BF H R ER SO BB IBB HBP BLK WP HR S P ERA WHIP	IP WLS BF H R ER SO BB IBB HBP BLK WP HR S P ERA WHIP	IP WLS BF H R ER SO BB IBB HBP BLK WP HR S P ERA WHIP	IP WLS BF H R ER SO BB IBB HBP BLK WP HR S P ERA WHIP	IP WLS BF H R ER SO BB IBB HBP BLK WP HR S P ERA WHIP	IP WLS BF H R ER SO BB IBB HBP BLK WP HR S P ERA WHIP						
33 Drew Smyly, L ERA: 3.11	6.0	W	23	3	1	1	8	3	0	0	0	0	0	0	0	0	0	0	0	56	96	1.50	1.000
47 Brandon Gomes, R ERA: 3.99	0.2		4	2	1	1	0	0	0	0	0	0	0	0	0	0	0	0	0	7	10	13.50	3.000
57 Jake McGee, L ERA: 2.48	0.1	H	1	0	0	0	0	0	0	0	0	0	0	0	0	0	0	0	0	1	2	0.00	0.000
45 Enny Romero, L ERA: 4.45	1.0	S	5	2	1	1	1	1	0	0	0	0	0	0	0	0	0	0	0	12	24	9.00	3.000
26 Brad Boxberger, R ERA: 3.77	1.0	S	5	2	1	1	0	0	0	0	0	0	0	0	0	0	0	0	0	16	23	9.00	2.000

Batter	1	2	3	4	5	6	7	8	9	AB	R	H	RBI	BB	SO	LOB	BOTTOM						
28 John Jaso, L OBP: 0.380, SLG: 0.446	G5-4-3									1	2	1	0	2	0	0	Miami Marlins @ Tampa Bay Rays Tropicana Field, St. Petersburg, FL Wed Sep 30 2015, 7:11 PM - 10:03 PM EDT Att: 9,431 - Dome - 72 F livebaseballscorecards.com						
27 Mikie Mahtook, R OBP: 0.352, SLG: 0.583	1B									2	0	0	0	0	2	2							
20 Steven Souza Jr., R OBP: 0.316, SLG: 0.464	G5-4-3									3	1	1	0	1	0	1							
3 Evan Longoria, R OBP: 0.330, SLG: 0.433	K									3	2	2	0	1	1	0							
24 Grady Sizemore, L OBP: 0.306, SLG: 0.377	G4-3									4	0	2	3	0	1	3							
13 Asdrúbal Cabrera, S OBP: 0.317, SLG: 0.428	G4-3									2	0	1	2	1	0	0							
21 James Loney, L OBP: 0.316, SLG: 0.354	K									4	0	0	0	0	1	6							
40 J.P. Arencibia, R OBP: 0.304, SLG: 0.612	L1-3									4	0	1	0	0	0	0							
39 Kevin Kiermaier, L OBP: 0.297, SLG: 0.418	K									4	0	0	0	0	2	1							
2 Nick Franklin, S OBP: 0.232, SLG: 0.337	F7									4	1	2	1	0	1	1							
																	MIAMI						
Inning Stats	R: 0 H: 0 E: 0 K: 1 S: 7	H: 0 LOB: 0 BB: 1 P: 13	R: 0 H: 0 E: 0 K: 1 S: 8	H: 0 LOB: 0 BB: 0 P: 13	R: 0 H: 0 E: 0 K: 1 S: 6	H: 0 LOB: 0 BB: 0 P: 8	R: 1 H: 2 E: 0 K: 1 S: 15	H: 2 LOB: 2 BB: 1 P: 27	R: 4 H: 3 E: 0 K: 0 S: 11	H: 3 LOB: 2 BB: 3 P: 31	R: 0 H: 1 E: 0 K: 3 S: 14	H: 1 LOB: 1 BB: 0 P: 16	R: 1 H: 3 E: 0 K: 0 S: 8	H: 3 LOB: 0 BB: 0 P: 12	R: 0 H: 1 E: 0 K: 1 S: 8	H: 1 LOB: 0 BB: 0 P: 14	1B: 7 2B: 2 3B: 0 HR: 1	SF: 1 SAC: 0 DP: 2 HBP: 0	WP: 2 PB: 0 SB: 0 CS: 0	PA: 37			
PITCHER	IP WLS BF H R ER SO BB IBB HBP BLK WP HR S P ERA WHIP	IP WLS BF H R ER SO BB IBB HBP BLK WP HR S P ERA WHIP	IP WLS BF H R ER SO BB IBB HBP BLK WP HR S P ERA WHIP	IP WLS BF H R ER SO BB IBB HBP BLK WP HR S P ERA WHIP	IP WLS BF H R ER SO BB IBB HBP BLK WP HR S P ERA WHIP	IP WLS BF H R ER SO BB IBB HBP BLK WP HR S P ERA WHIP	IP WLS BF H R ER SO BB IBB HBP BLK WP HR S P ERA WHIP	IP WLS BF H R ER SO BB IBB HBP BLK WP HR S P ERA WHIP	IP WLS BF H R ER SO BB IBB HBP BLK WP HR S P ERA WHIP	IP WLS BF H R ER SO BB IBB HBP BLK WP HR S P ERA WHIP	IP WLS BF H R ER SO BB IBB HBP BLK WP HR S P ERA WHIP	IP WLS BF H R ER SO BB IBB HBP BLK WP HR S P ERA WHIP	IP WLS BF H R ER SO BB IBB HBP BLK WP HR S P ERA WHIP	IP WLS BF H R ER SO BB IBB HBP BLK WP HR S P ERA WHIP	IP WLS BF H R ER SO BB IBB HBP BLK WP HR S P ERA WHIP	IP WLS BF H R ER SO BB IBB HBP BLK WP HR S P ERA WHIP	IP WLS BF H R ER SO BB IBB HBP BLK WP HR S P ERA WHIP						
23 Jarrod Cosart, R ERA: 4.52	4.2	L	22	5	5	5	4	4	0	0	0	0	0	0	0	0	0	0	0	45	85	9.64	1.929
52 Brad Hand, L ERA: 5.3	1.0		5	1	0	0	2	1	0	0	0	0	0	0	0	0	0	0	0	13	19	0.00	2.000
62 José Ureña, R ERA: 5.34	0.2		5	3	1	1	1	0	0	0	0	0	0	0	0	0	0	0	0	10	14	13.50	4.500
45 Chris Narveson, L ERA: 4.6	1.2		5	1	0	0	1	0	0	0	0	0	0	0	0	0	0	0	0	9	16	0.00	0.600

Batter	1	2	3	4	5	6	7	8	9	AB	R	H	RBI	BB	SO	LOB	TOP										
9 Dee Strange-Gordon, L (1.4) OBP: 0.354, SLG: 0.409										4	0	0	0	0	1	2	Miami Marlins @ Tampa Bay Rays Tropicana Field, St. Petersburg, FL Thu Oct 01 2015, 7:12 PM - 9:39 PM EDT Att: 9,657 - Dome - 72 F										
21 Christian Yelich, L (1.7) OBP: 0.337, SLG: 0.404										3	0	0	0	1	2	1											
14 Martin Prado, R (1.5) OBP: 0.341, SLG: 0.395										3	0	0	0	1	0	1											
48 Justin Bour, L (1.3) OBP: 0.321, SLG: 0.480										4	0	0	0	0	1	2											
13 Marcell Ozuna, R (1.8) OBP: 0.306, SLG: 0.385										4	1	1	0	0	2	0											
20 J.T. Realmuto, R (1.2) OBP: 0.286, SLG: 0.405										4	0	1	0	0	2	1											
11 Tomás Telis, S (1.10) OBP: 0.222, SLG: 0.152										4	0	1	0	0	1	1											
19 Miguel Rojas, R (1.6) OBP: 0.327, SLG: 0.366										2	0	0	0	1	0	2											
51 Ichiro Suzuki, L (1.9) OBP: 0.286, SLG: 0.284										2	0	1	1	0	0	0											
Inning Stats	R: 0 E: 0 K: 1 S: 8	H: 0 LOB: 0 BB: 0 P: 10	R: 0 E: 0 K: 2 S: 10	H: 0 LOB: 0 BB: 0 P: 16	R: 0 E: 0 K: 0 S: 6	H: 0 LOB: 0 BB: 0 P: 8	R: 0 E: 1 K: 1 S: 10	H: 2 LOB: 2 BB: 0 P: 18	R: 1 E: 1 K: 2 S: 16	H: 2 LOB: 2 BB: 0 P: 22	R: 0 E: 0 K: 0 S: 5	H: 0 LOB: 0 BB: 0 P: 7	R: 0 E: 0 K: 1 S: 10	H: 2 LOB: 2 BB: 1 P: 18	R: 0 E: 0 K: 1 S: 7	H: 0 LOB: 1 BB: 0 P: 13	R: 0 E: 0 K: 1 S: 6	H: 0 LOB: 0 BB: 0 P: 7	1B: 4 2B: 0 3B: 0 HR: 0	SF: 1 SAC: 0 DP: 0 HBP: 0	WP: 0 PB: 0 SB: 0 CS: 1	PA: 34					
PITCHER	IP	WLS	BF	H	R	ER	SO	BB	IBB	HBP	BLK	WP	HR	S	P	ERA	WHIP										
23 Jake Odorizzi, R (1.1) ERA: 3.35	7.0	W	27	4	1	0	7	2	0	0	0	0	0	65	99	0.00	0.857										
31 Xavier Cedeño, L (8.1) ERA: 2.35	1.0	H	4	0	0	0	1	1	0	0	0	0	0	7	13	0.00	1.000										
26 Brad Boxberger, R (9.1) ERA: 3.71	1.0	S	3	0	0	0	1	0	0	0	0	0	0	6	7	0.00	0.000										

Batter	1	2	3	4	5	6	7	8	9	AB	R	H	RBI	BB	SO	LOB	BOTTOM										
28 John Jaso, L (1.10) OBP: 0.380, SLG: 0.445										5	1	2	0	0	1	0	Miami Marlins @ Tampa Bay Rays Tropicana Field, St. Petersburg, FL Thu Oct 01 2015, 7:12 PM - 9:39 PM EDT Att: 9,657 - Dome - 72 F										
20 Steven Souza Jr., R (1.9) OBP: 0.319, SLG: 0.464										5	1	2	0	0	1	2											
3 Evan Longoria, R (1.5) OBP: 0.330, SLG: 0.439										5	2	2	2	0	1	2											
24 Grady Sizemore, L (1.7) OBP: 0.308, SLG: 0.379										4	0	2	1	0	1	1											
27 Mike Maitook, R (8.7) OBP: 0.352, SLG: 0.583										0	0	0	0	0	0	0											
40 J.P. Arencibia, R (1.2) OBP: 0.315, SLG: 0.606										4	0	2	1	0	0	1											
21 James Loney, L (1.3) OBP: 0.321, SLG: 0.359										4	0	3	0	0	0	3											
1 Tim Beckham, R (1.6) OBP: 0.275, SLG: 0.446										4	0	0	0	0	3	5											
39 Kevin Kiermaier, L (1.8) OBP: 0.300, SLG: 0.422										4	0	3	0	0	0	0											
2 Nick Franklin, S (1.4) OBP: 0.223, SLG: 0.323										4	0	0	0	0	3	6											
Inning Stats	R: 1 E: 0 K: 1 S: 7	H: 1 LOB: 0 BB: 0 P: 10	R: 0 E: 0 K: 2 S: 14	H: 2 LOB: 2 BB: 0 P: 21	R: 1 E: 0 K: 1 S: 12	H: 4 LOB: 2 BB: 0 P: 18	R: 0 E: 0 K: 2 S: 14	H: 2 LOB: 2 BB: 0 P: 17	R: 0 E: 0 K: 1 S: 14	H: 2 LOB: 2 BB: 0 P: 19	R: 0 E: 0 K: 2 S: 10	H: 0 LOB: 0 BB: 0 P: 11	R: 2 E: 0 K: 1 S: 19	H: 5 LOB: 3 BB: 0 P: 25	R: 0 E: 0 K: 0 S: 7	H: 0 LOB: 0 BB: 0 P: 11	1B: 13 2B: 2 3B: 0 HR: 1	SF: 0 SAC: 0 DP: 1 HBP: 0	WP: 0 PB: 0 SB: 0 CS: 0	PA: 39							
PITCHER	IP	WLS	BF	H	R	ER	SO	BB	IBB	HBP	BLK	WP	HR	S	P	ERA	WHIP										
José Fernández, R (1.1) ERA: 2.92	6.0	L	28	11	2	2	9	0	0	0	0	0	0	71	96	3.00	1.833										
46 Kyle Barraclough, R (7.1) ERA: 2.59	0.1		4	3	2	2	0	0	0	0	0	0	0	10	15	54.00	9.000										
40 Mike Dunn, L (7.1) ERA: 4.5	0.2		4	2	0	0	1	0	0	0	0	0	0	9	10	0.00	3.000										
57 Bryan Morris, R (8.1) ERA: 3.19	1.0		3	0	0	0	0	0	0	0	0	0	0	7	11	0.00	0.000										

AB	30
R	1
H	4
RBI	1
BB	3
SO	9
LOB	10



Batter	1	2	3	4	5	6	7	8	9	AB	R	H	RBI	BB	SO	LOB	TOP								
7 Ben Revere, L (1.7) OBP: 0.342, SLG: 0.377										5	0	1	0	0	2	0	Toronto Blue Jays @ Tampa Bay Rays Tropicana Field, St. Petersburg, FL Sat Oct 03 2015, 6:12 PM - 9:09 PM EDT Att: 21,963 - Dome - 72 F								
20 Josh Donaldson, R (1.5) OBP: 0.373, SLG: 0.571										5	0	0	0	0	1	2									
19 José Bautista, R (1.9) OBP: 0.374, SLG: 0.536										3	1	1	1	0	2	0									
10 Edwin Encarnación, R (1.10) OBP: 0.374, SLG: 0.560										4	1	2	2	0	0	2									
13 Justin Smoak, S (1.3) OBP: 0.298, SLG: 0.471										3	0	0	0	1	0	3									
30 Dioner Navarro, S (1.2) OBP: 0.307, SLG: 0.374										2	0	0	0	2	0	1									
11 Kevin Pillar, R (1.8) OBP: 0.314, SLG: 0.400										4	0	3	0	0	0	2									
17 Ryan Goins, L (1.6) OBP: 0.321, SLG: 0.357										4	0	0	0	0	1	7									
9 Cliff Pennington, S (1.4) OBP: 0.296, SLG: 0.292										2	1	1	0	0	0	0									
15 Chris Colabello, R (6. PH) OBP: 0.363, SLG: 0.911										1	0	0	0	0	0	2									
18 Darwin Barney, R (6.4) OBP: 0.299, SLG: 0.385										1	0	0	0	0	0	0									
Inning Stats	R: 0 E: 0 K: 2 S: 9	H: 0 LOB: 0 BB: 0 P: 14	R: 0 E: 0 K: 0 S: 10	H: 1 LOB: 2 BB: 1 P: 20	R: 1 E: 0 K: 1 S: 14	H: 3 LOB: 2 BB: 0 P: 19	R: 0 E: 0 K: 0 S: 8	H: 1 LOB: 0 BB: 0 P: 13	R: 0 E: 0 K: 0 S: 5	H: 0 LOB: 0 BB: 0 P: 6	R: 2 E: 0 K: 1 S: 13	H: 2 LOB: 2 BB: 1 P: 26	R: 0 E: 0 K: 1 S: 5	H: 0 LOB: 0 BB: 0 P: 8	R: 0 E: 0 K: 0 S: 18	H: 1 LOB: 2 BB: 1 P: 26	R: 0 E: 0 K: 1 S: 6	H: 0 LOB: 0 BB: 0 P: 9	1B: 7 2B: 0 3B: 0 HR: 1	SF: 0 SAC: 0 DP: 0 HBP: 1	WP: 0 PB: 0 SB: 0 CS: 1	PA: 38			
PITCHER	IP WLS BF H R ER SO BB IBB HBP BLK WP HR S P ERA WHIP	IP WLS BF H R ER SO BB IBB HBP BLK WP HR S P ERA WHIP	IP WLS BF H R ER SO BB IBB HBP BLK WP HR S P ERA WHIP	IP WLS BF H R ER SO BB IBB HBP BLK WP HR S P ERA WHIP	IP WLS BF H R ER SO BB IBB HBP BLK WP HR S P ERA WHIP	IP WLS BF H R ER SO BB IBB HBP BLK WP HR S P ERA WHIP	IP WLS BF H R ER SO BB IBB HBP BLK WP HR S P ERA WHIP	IP WLS BF H R ER SO BB IBB HBP BLK WP HR S P ERA WHIP	IP WLS BF H R ER SO BB IBB HBP BLK WP HR S P ERA WHIP	IP WLS BF H R ER SO BB IBB HBP BLK WP HR S P ERA WHIP	IP WLS BF H R ER SO BB IBB HBP BLK WP HR S P ERA WHIP	IP WLS BF H R ER SO BB IBB HBP BLK WP HR S P ERA WHIP	IP WLS BF H R ER SO BB IBB HBP BLK WP HR S P ERA WHIP	IP WLS BF H R ER SO BB IBB HBP BLK WP HR S P ERA WHIP	IP WLS BF H R ER SO BB IBB HBP BLK WP HR S P ERA WHIP	IP WLS BF H R ER SO BB IBB HBP BLK WP HR S P ERA WHIP	IP WLS BF H R ER SO BB IBB HBP BLK WP HR S P ERA WHIP	IP WLS BF H R ER SO BB IBB HBP BLK WP HR S P ERA WHIP	IP WLS BF H R ER SO BB IBB HBP BLK WP HR S P ERA WHIP	IP WLS BF H R ER SO BB IBB HBP BLK WP HR S P ERA WHIP	IP WLS BF H R ER SO BB IBB HBP BLK WP HR S P ERA WHIP	IP WLS BF H R ER SO BB IBB HBP BLK WP HR S P ERA WHIP	IP WLS BF H R ER SO BB IBB HBP BLK WP HR S P ERA WHIP	IP WLS BF H R ER SO BB IBB HBP BLK WP HR S P ERA WHIP	IP WLS BF H R ER SO BB IBB HBP BLK WP HR S P ERA WHIP

AB	34
R	3
H	8
RBI	3
BB	3
SO	6
LOB	19



Batter	1	2	3	4	5	6	7	8	9	AB	R	H	RBI	BB	SO	LOB	BOTTOM							
28 John Jaso, L (1.7) OBP: 0.380, SLG: 0.459										3	1	1	1	0	2	0	Toronto Blue Jays @ Tampa Bay Rays Tropicana Field, St. Petersburg, FL Sat Oct 03 2015, 6:12 PM - 9:09 PM EDT Att: 21,963 - Dome - 72 F							
5 Brandon Guyer, R (8. PH) OBP: 0.361, SLG: 0.416										1	0	0	0	0	0	0								
24 Grady Sizemore, L (1.10) OBP: 0.307, SLG: 0.381										4	1	1	0	0	0	0								
3 Evan Longoria, R (1.5) OBP: 0.328, SLG: 0.435										4	0	1	0	0	1	1								
13 Asdrúbal Cabrera, S (1.6) OBP: 0.314, SLG: 0.429										4	1	1	1	0	1	2								
20 Steven Souza Jr., R (1.9) OBP: 0.318, SLG: 0.401										3	1	0	0	1	3	1								
21 James Loney, L (1.3) OBP: 0.320, SLG: 0.356										3	0	0	0	1	2	0								
1 Tim Beckham, R (1.4) OBP: 0.274, SLG: 0.435										3	0	1	2	0	0	0								
39 Kevin Kiermaier, L (1.8) OBP: 0.298, SLG: 0.420										3	0	0	0	0	0	1								
27 Mike Mänttö, R (9.8) OBP: 0.349, SLG: 0.650										0	0	0	0	0	0	0								
44 René Rivera, R (1.2) OBP: 0.213, SLG: 0.275										2	0	0	0	0	1	1								
36 Richie Shaffer, R (8. PH) OBP: 0.314, SLG: 0.403										1	0	0	0	0	1	0								
46 Luke Maile, R (9.2) OBP: 0.128, SLG: 0.194										0	0	0	0	0	0	0								
Inning Stats	R: 1 E: 0 K: 1 S: 10	H: 2 LOB: 1 BB: 0 P: 15	R: 0 E: 0 K: 1 S: 10	H: 0 LOB: 0 BB: 0 P: 12	R: 0 E: 0 K: 1 S: 12	H: 0 LOB: 0 BB: 0 P: 17	R: 0 E: 0 K: 1 S: 12	H: 0 LOB: 0 BB: 0 P: 16	R: 0 E: 0 K: 2 S: 10	H: 0 LOB: 0 BB: 0 P: 17	R: 1 E: 0 K: 2 S: 11	H: 1 LOB: 0 BB: 0 P: 15	R: 0 E: 0 K: 1 S: 8	H: 0 LOB: 0 BB: 0 P: 10	R: 2 E: 0 K: 1 S: 14	H: 2 LOB: 2 BB: 2 P: 26	1B: 2 2B: 1 3B: 0 HR: 2	SF: 0 SAC: 0 DP: 0 HBP: 1	WP: 0 PB: 0 SB: 0 CS: 0	PA: 34				
PITCHER	IP WLS BF H R ER SO BB IBB HBP BLK WP HR S P ERA WHIP	IP WLS BF H R ER SO BB IBB HBP BLK WP HR S P ERA WHIP	IP WLS BF H R ER SO BB IBB HBP BLK WP HR S P ERA WHIP	IP WLS BF H R ER SO BB IBB HBP BLK WP HR S P ERA WHIP	IP WLS BF H R ER SO BB IBB HBP BLK WP HR S P ERA WHIP	IP WLS BF H R ER SO BB IBB HBP BLK WP HR S P ERA WHIP	IP WLS BF H R ER SO BB IBB HBP BLK WP HR S P ERA WHIP	IP WLS BF H R ER SO BB IBB HBP BLK WP HR S P ERA WHIP	IP WLS BF H R ER SO BB IBB HBP BLK WP HR S P ERA WHIP	IP WLS BF H R ER SO BB IBB HBP BLK WP HR S P ERA WHIP	IP WLS BF H R ER SO BB IBB HBP BLK WP HR S P ERA WHIP	IP WLS BF H R ER SO BB IBB HBP BLK WP HR S P ERA WHIP	IP WLS BF H R ER SO BB IBB HBP BLK WP HR S P ERA WHIP	IP WLS BF H R ER SO BB IBB HBP BLK WP HR S P ERA WHIP	IP WLS BF H R ER SO BB IBB HBP BLK WP HR S P ERA WHIP	IP WLS BF H R ER SO BB IBB HBP BLK WP HR S P ERA WHIP	IP WLS BF H R ER SO BB IBB HBP BLK WP HR S P ERA WHIP	IP WLS BF H R ER SO BB IBB HBP BLK WP HR S P ERA WHIP	IP WLS BF H R ER SO BB IBB HBP BLK WP HR S P ERA WHIP	IP WLS BF H R ER SO BB IBB HBP BLK WP HR S P ERA WHIP	IP WLS BF H R ER SO BB IBB HBP BLK WP HR S P ERA WHIP	IP WLS BF H R ER SO BB IBB HBP BLK WP HR S P ERA WHIP	IP WLS BF H R ER SO BB IBB HBP BLK WP HR S P ERA WHIP	IP WLS BF H R ER SO BB IBB HBP BLK WP HR S P ERA WHIP

AB	31
R	4
H	5
RBI	4
BB	2
SO	11
LOB	6



Batter	1	2	3	4	5	6	7	8	9	AB	R	H	RBI	BB	SO	LOB	TOP								
7 Ben Revere, L OBP: 0.342, SLG: 0.377 1 Jonathan Diaz, R OBP: 0.267, SLG: 0.154										3	0	1	0	0	0	0									
20 Josh Donaldson, R OBP: 0.371, SLG: 0.568 9 Cliff Pennington, S OBP: 0.298, SLG: 0.281										3	0	0	0	0	2	1									
19 José Bautista, R OBP: 0.377, SLG: 0.536 3 Ezequiel Carrera, L OBP: 0.321, SLG: 0.372										0	0	0	0	3	0	0									
10 Edwin Encarnación, R OBP: 0.372, SLG: 0.557 13 Justin Smoak, S OBP: 0.299, SLG: 0.470										3	0	0	0	0	1	4									
15 Chris Colabello, R OBP: 0.367, SLG: 0.520										4	1	2	1	0	0	2									
55 Russell Martin, R OBP: 0.328, SLG: 0.458 22 Josh Thole, L OBP: 0.250, SLG: 0.245										2	0	0	0	1	0	2									
2 Troy Tulowitzki, R OBP: 0.328, SLG: 0.458 45 Dalton Pompey, S OBP: 0.291, SLG: 0.372										3	0	1	0	0	0	1									
11 Kevin Pillar, R OBP: 0.314, SLG: 0.399 18 Darwin Barney, R OBP: 0.286, SLG: 0.519										3	0	1	0	0	2	1									
17 Ryan Goins, L OBP: 0.318, SLG: 0.354 66 Munenori Kawasaki, L OBP: 0.313, SLG: 0.289										3	0	0	0	0	0	3									
Inning Stats	R: 0 E: 0 K: 2 S: 9	H: 1 LOB: 2 BB: 1 P: 16	R: 0 E: 0 K: 0 S: 12	H: 1 LOB: 2 BB: 1 P: 23	R: 0 E: 0 K: 0 S: 10	H: 0 LOB: 1 BB: 1 P: 14	R: 1 E: 0 K: 1 S: 13	H: 1 LOB: 0 BB: 0 P: 18	R: 0 E: 0 K: 1 S: 7	H: 0 LOB: 0 BB: 0 P: 10	R: 0 E: 0 K: 0 S: 7	H: 1 LOB: 1 BB: 1 P: 15	R: 0 E: 0 K: 2 S: 17	H: 1 LOB: 1 BB: 0 P: 24	R: 0 E: 0 K: 1 S: 11	H: 0 LOB: 2 BB: 0 P: 19	R: 2 E: 0 K: 0 S: 20	H: 4 LOB: 2 BB: 0 P: 25	1B: 5 2B: 3 3B: 0 HR: 2	SF: 0 SAC: 0 DP: 2 HBP: 1	WP: 0 PB: 0 SB: 0 CS: 1	PA: 40			
PITCHER	IP WLS BF H R ER SO BB IBB HBP BLK WP HR S P ERA WHIP	IP WLS BF H R ER SO BB IBB HBP BLK WP HR S P ERA WHIP	IP WLS BF H R ER SO BB IBB HBP BLK WP HR S P ERA WHIP	IP WLS BF H R ER SO BB IBB HBP BLK WP HR S P ERA WHIP	IP WLS BF H R ER SO BB IBB HBP BLK WP HR S P ERA WHIP	IP WLS BF H R ER SO BB IBB HBP BLK WP HR S P ERA WHIP	IP WLS BF H R ER SO BB IBB HBP BLK WP HR S P ERA WHIP	IP WLS BF H R ER SO BB IBB HBP BLK WP HR S P ERA WHIP	IP WLS BF H R ER SO BB IBB HBP BLK WP HR S P ERA WHIP	IP WLS BF H R ER SO BB IBB HBP BLK WP HR S P ERA WHIP	IP WLS BF H R ER SO BB IBB HBP BLK WP HR S P ERA WHIP	IP WLS BF H R ER SO BB IBB HBP BLK WP HR S P ERA WHIP	IP WLS BF H R ER SO BB IBB HBP BLK WP HR S P ERA WHIP	IP WLS BF H R ER SO BB IBB HBP BLK WP HR S P ERA WHIP	IP WLS BF H R ER SO BB IBB HBP BLK WP HR S P ERA WHIP	IP WLS BF H R ER SO BB IBB HBP BLK WP HR S P ERA WHIP	IP WLS BF H R ER SO BB IBB HBP BLK WP HR S P ERA WHIP	IP WLS BF H R ER SO BB IBB HBP BLK WP HR S P ERA WHIP	IP WLS BF H R ER SO BB IBB HBP BLK WP HR S P ERA WHIP	IP WLS BF H R ER SO BB IBB HBP BLK WP HR S P ERA WHIP	IP WLS BF H R ER SO BB IBB HBP BLK WP HR S P ERA WHIP	IP WLS BF H R ER SO BB IBB HBP BLK WP HR S P ERA WHIP	IP WLS BF H R ER SO BB IBB HBP BLK WP HR S P ERA WHIP	IP WLS BF H R ER SO BB IBB HBP BLK WP HR S P ERA WHIP	IP WLS BF H R ER SO BB IBB HBP BLK WP HR S P ERA WHIP

Toronto Blue Jays @ Tampa Bay Rays
Tropicana Field, St. Petersburg, FL
Sun Oct 04 2015, 3:12 PM - 6:20 PM EDT
Att: 15,815 - Dome - 72 F

AB	34
R	3
H	9
RBI	3
BB	5
SO	7
LOB	24



Batter	1	2	3	4	5	6	7	8	9	AB	R	H	RBI	BB	SO	LOB	BOTTOM								
5 Brandon Guyer, R OBP: 0.359, SLG: 0.413										5	1	1	1	0	0	1									
27 Mike Maitook, R OBP: 0.351, SLG: 0.619										5	2	2	2	0	0	1									
3 Evan Longoria, R OBP: 0.326, SLG: 0.435 36 Richie Shaffer, R OBP: 0.307, SLG: 0.392										2	1	1	0	0	0	0									
13 Asdrúbal Cabrera, S OBP: 0.315, SLG: 0.430 2 Nick Franklin, S OBP: 0.213, SLG: 0.307										2	1	1	0	0	0	0									
20 Steven Souza Jr., R OBP: 0.318, SLG: 0.399										4	2	1	0	0	0	3									
21 James Loney, L OBP: 0.322, SLG: 0.357 7 Daniel Nava, S OBP: 0.315, SLG: 0.245										4	1	2	0	0	0	3									
1 Tim Beckham, R OBP: 0.274, SLG: 0.429										3	1	0	1	1	2	2									
9 Joey Butler, R OBP: 0.326, SLG: 0.416										4	2	3	6	0	1	0									
46 Luke Maile, R OBP: 0.171, SLG: 0.257										4	1	2	0	0	0	1									
Inning Stats	R: 9 E: 2 K: 0 S: 31	H: 6 LOB: 1 BB: 1 P: 54	R: 0 E: 0 K: 0 S: 7	H: 1 LOB: 0 BB: 0 P: 11	R: 0 E: 0 K: 0 S: 9	H: 0 LOB: 0 BB: 0 P: 13	R: 3 E: 0 K: 1 S: 19	H: 3 LOB: 0 BB: 0 P: 30	R: 0 E: 0 K: 1 S: 9	H: 1 LOB: 1 BB: 0 P: 12	R: 0 E: 0 K: 2 S: 9	H: 0 LOB: 0 BB: 0 P: 14	R: 0 E: 0 K: 0 S: 8	H: 1 LOB: 0 BB: 0 P: 11	R: 0 E: 0 K: 0 S: 8	H: 0 LOB: 0 BB: 0 P: 11	R: 0 E: 0 K: 0 S: 8	H: 0 LOB: 0 BB: 0 P: 11	1B: 9 2B: 1 3B: 0 HR: 3	SF: 0 SAC: 0 DP: 2 HBP: 0	WP: 2 PB: 0 SB: 0 CS: 0	PA: 38			
PITCHER	IP WLS BF H R ER SO BB IBB HBP BLK WP HR S P ERA WHIP	IP WLS BF H R ER SO BB IBB HBP BLK WP HR S P ERA WHIP	IP WLS BF H R ER SO BB IBB HBP BLK WP HR S P ERA WHIP	IP WLS BF H R ER SO BB IBB HBP BLK WP HR S P ERA WHIP	IP WLS BF H R ER SO BB IBB HBP BLK WP HR S P ERA WHIP	IP WLS BF H R ER SO BB IBB HBP BLK WP HR S P ERA WHIP	IP WLS BF H R ER SO BB IBB HBP BLK WP HR S P ERA WHIP	IP WLS BF H R ER SO BB IBB HBP BLK WP HR S P ERA WHIP	IP WLS BF H R ER SO BB IBB HBP BLK WP HR S P ERA WHIP	IP WLS BF H R ER SO BB IBB HBP BLK WP HR S P ERA WHIP	IP WLS BF H R ER SO BB IBB HBP BLK WP HR S P ERA WHIP	IP WLS BF H R ER SO BB IBB HBP BLK WP HR S P ERA WHIP	IP WLS BF H R ER SO BB IBB HBP BLK WP HR S P ERA WHIP	IP WLS BF H R ER SO BB IBB HBP BLK WP HR S P ERA WHIP	IP WLS BF H R ER SO BB IBB HBP BLK WP HR S P ERA WHIP	IP WLS BF H R ER SO BB IBB HBP BLK WP HR S P ERA WHIP	IP WLS BF H R ER SO BB IBB HBP BLK WP HR S P ERA WHIP	IP WLS BF H R ER SO BB IBB HBP BLK WP HR S P ERA WHIP	IP WLS BF H R ER SO BB IBB HBP BLK WP HR S P ERA WHIP	IP WLS BF H R ER SO BB IBB HBP BLK WP HR S P ERA WHIP	IP WLS BF H R ER SO BB IBB HBP BLK WP HR S P ERA WHIP	IP WLS BF H R ER SO BB IBB HBP BLK WP HR S P ERA WHIP	IP WLS BF H R ER SO BB IBB HBP BLK WP HR S P ERA WHIP	IP WLS BF H R ER SO BB IBB HBP BLK WP HR S P ERA WHIP	IP WLS BF H R ER SO BB IBB HBP BLK WP HR S P ERA WHIP

Toronto Blue Jays @ Tampa Bay Rays
Tropicana Field, St. Petersburg, FL
Sun Oct 04 2015, 3:12 PM - 6:20 PM EDT
Att: 15,815 - Dome - 72 F

AB	37
R	12
H	13
RBI	10
BB	1
SO	4
LOB	13

