

Tampa Bay Rays - 2020

Batter	1	2	3	4	5	6	7	8	9	AB R H RBI BB SO LOB	TOP																									
13 Manuel Margot, R (1, 7) 73 Ryan LaMarre, R (6, 7) OBP: 0.500, SLG: 0.500	1-0 L4		0-3 K		0-3 K			0-0 G5-3	0-0 1B	3 0 0 0 0 2 3 2 0 1 1 0 0 0																										
8 Brandon Lowe, L (1, 4) 22 Vidal Bruján, S (6, 4)	0-0 F8		0-3 K			0-0 G4-3		0-3 K	0-0 F9	3 0 0 0 0 1 1 2 0 0 0 0 1 1																										
40 José Martínez, R (1, 3) 74 Brett Sullivan, L (6, PR) (6, 3)	0-3 K			0-0 G6-3		0-0 1B		0-0 E3		3 0 1 0 0 1 0 1 0 0 0 0 0 0																										
31 Brian O'Grady, L (1, 8) 60 Dylan Cozens, L (6, PH) (6, 8)		0-0 G5-3		0-0 G3		0-3 K		0-0 F9		2 0 0 0 0 0 0 2 0 0 0 0 1 2																										
11 Hunter Renfroe, R (1, 9) 56 Randy Arozarena, R (6, 9) OBP: 1.000, SLG: 2.000		0-0 1B		0-0 G6-3		0-0 F8			0-0 55 1B	3 0 1 0 0 0 1 1 1 1 0 0 0 0																										
35 Nathaniel Lowe, L (1, 5) 43 Mike Brosseau, R (6, 5) OBP: 0.500, SLG: 0.500		4-0 1B		0-0 1B		0-0 1B		0-0 G5-3	0-0 78 F8 55 1B	1 0 1 0 1 0 0 2 1 1 0 0 0 0																										
44 Kevan Smith, R (1, 2) 55 Ronaldo Hernández, R (6, 2) OBP: 0.500, SLG: 0.500		0-0 1B		0-0 G5-4-3		0-0 F8		0-0 F8	0-0 77 WP 73 1B	2 0 0 0 0 0 3 2 1 1 1 0 0 0																										
5 Chris Herrmann, L (1, 10) 78 Miles Mastrobuoni, L (7, PH) (7, 10)			0-3 K		0-0 1B		0-0 1B	0-0 1B	0-0 F8	2 0 1 0 0 1 0 2 0 1 0 0 0 2																										
28 Daniel Robertson, R (1, 6) 77 Taylor Walls, S (6, 6)			1-0 HBP		0-0 1B		0-3 K		1-0 G3	1 0 1 0 0 0 0 2 0 0 0 0 1 2																										
Inning Stats	R: 0 E: 0 K: 1 S: 5	H: 0 LOB: 0 BB: 0 P: 6	R: 0 E: 0 K: 0 S: 3	H: 1 LOB: 1 BB: 1 P: 7	R: 0 E: 0 K: 3 S: 9	H: 0 LOB: 1 BB: 0 P: 10	R: 0 E: 0 K: 0 S: 3	H: 0 LOB: 0 BB: 0 P: 3	R: 0 E: 0 K: 1 S: 7	H: 3 LOB: 2 BB: 0 P: 7	R: 0 E: 0 K: 1 S: 6	H: 1 LOB: 1 BB: 0 P: 6	R: 0 E: 0 K: 1 S: 6	H: 1 LOB: 1 BB: 0 P: 6	R: 0 E: 1 K: 1 S: 6	H: 0 LOB: 1 BB: 0 P: 6	R: 3 E: 0 K: 0 S: 7	H: 4 LOB: 1 BB: 0 P: 8	1B: 9 2B: 1 3B: 0 HR: 0	SF: 0 SAC: 0 DP: 2 HBP: 1	WP: 1 PB: 0 SB: 0 CS: 0	PA: 38														
PITCHER	IP WLS BF H R ER SO BB IBB HBP BLK WP HR S P ERA WHIP																																			
61 Brian Johnson, L (1, 1) ERA:	1.0		3	0	0	0	1	0	0	0	0	0	0	5	6	0.00	0.000																			
90 Bryan Mata, R (2, 1) ERA:	1.0		4	1	0	0	0	1	0	0	0	0	0	3	7	0.00	2.000																			
48 Cotten Brewer, R (3, 1) ERA:	1.0		4	0	0	0	3	0	0	1	0	0	0	9	10	0.00	0.000																			
35 Josh Osich, L (4, 1) ERA:	1.0		3	0	0	0	0	0	0	0	0	0	0	3	3	0.00	0.000																			
74 Mike Kickham, L (5, 1) ERA:	1.0	W	5	3	0	0	1	0	0	0	0	0	0	7	7	0.00	3.000																			
PITCHER	IP WLS BF H R ER SO BB IBB HBP BLK WP HR S P ERA WHIP																																			
73 Mike Shawaryn, R (6, 1) ERA:	1.0	H	4	1	0	0	1	0	0	0	0	0	0	4	6	0.00	1.000																			
75 Domingo Tapia, R (7, 1) ERA:	1.0	H	4	1	0	0	1	0	0	0	0	0	0	6	6	0.00	1.000																			
59 Matthew Kent, L (8, 1) ERA: 20.25	1.1	H	8	3	3	3	1	0	0	0	0	0	0	10	10	20.25	2.250																			
71 Matthew Gorst, R (9, 1) ERA:	0.2	S	3	1	0	0	0	0	0	0	0	0	0	3	4	0.00	1.500																			

Tampa Bay Rays @ Boston Red Sox
JetBlue Park, Ft. Myers, FL
 Sat Feb 22 2020, 1:07 PM - 4:04 PM EST
 Att: 9,641 - Sunny - 74 F

livebaseballscorecards.com

AB	36
R	3
H	10
RBI	2
BB	1
SO	8
LOB	15



Batter	1	2	3	4	5	6	7	8	9
16 Andrew Benintendi, L (1, 7) 86 Josh Ockimey, L (5, 3)	0-0 1B		0-0 F8		4-0 7 WP 1B BB		0-0 L1		
19 Jackie Bradley Jr., L (1, 8) 7 Brett Netzer, L (5, 4)	0-3 K		0-3 K		1-0 46 1B 1-H 1B		0-0 F9		
28 J.D. Martinez, R (1, 10) 46 Tommy Joseph, R (5, PH) OBP: 0.500, SLG: 0.500 (6, 10)	0-0 G6-3		4-0 1-2 2-3 BB		0-0 30 BB 1-3 1B		0-3 K		
23 Michael Chavis, R (1, 3) 30 Tyler Esplin, L (5, 9)	0-3 K		0-3 K		4-0 1-2 BB		4-0 2 WP 2 E 1B BB		
5 Kevin Pillar, R (1, 9) 2 Jagger Rusconi, S (5, 8)		0-0 L6		0-0 F8	0-3 K		1-0 18 2B 1-H 1B		
3 José Peraza, R (1, 4) 18 Nick Lovullo, R (5, 5) OBP: 0.500, SLG: 1.000		0-0 G6-3		0-0 F8		0-0 G5-3	0-0 1-H 2 G4-3-5 2B		
29 Bobby Dalbec, R (1, 5) 39 Dylan Hardy, R (5, 7)		0-0 G4-3		0-0 G5-3		0-0 G3	4-0 2 G4-3-5 BB		
30 Tzu-Wei Lin, L (1, 6) 2 Grant Williams, L (6, 6)			0-0 28 BB 47 1B 1B		0-0 G4-3	0-0 G5-3	0-0 1-3f 3-H G4-3-5		
47 Jett Bandy, R (1, 2) 13 Juan Centeno, L (5, 2) 91 Roldani Baldwin, R (8, 2)			0-0 28 BB 1-2 1B		0-0 G6-3		0-0 F7		

Inning Stats	R: 0 E: 0 K: 2 S: 8	H: 1 LOB: 1 BB: 0 P: 8	R: 0 E: 0 K: 0 S: 3	H: 0 LOB: 0 BB: 0 P: 3	R: 0 E: 0 K: 2 S: 9	H: 2 LOB: 3 BB: 1 P: 13	R: 0 E: 0 K: 0 S: 3	H: 0 LOB: 0 BB: 0 P: 3	R: 1 E: 0 K: 1 S: 7	H: 2 LOB: 3 BB: 2 P: 16	R: 0 E: 0 K: 0 S: 3	H: 0 LOB: 0 BB: 0 P: 3	R: 0 E: 0 K: 0 S: 3	H: 0 LOB: 0 BB: 0 P: 3	R: 3 E: 1 K: 1 S: 6	H: 2 LOB: 0 BB: 2 P: 15
--------------	------------------------------	---------------------------------	------------------------------	---------------------------------	------------------------------	----------------------------------	------------------------------	---------------------------------	------------------------------	----------------------------------	------------------------------	---------------------------------	------------------------------	---------------------------------	------------------------------	----------------------------------

PITCHER	IP	WLS	BF	H	R	ER	SO	BB	IBB	HBP	BLK	WP	HR	S	P	ERA	WHIP
34 Trevor Richards, R (1, 1) ERA:	1.0		4	1	0	0	2	0	0	0	0	0	0	8	8	0.00	1.000
68 Jalen Beeks, L (2, 1) ERA:	1.0		3	0	0	0	0	0	0	0	0	0	0	3	3	0.00	0.000
29 Pete Fairbanks, R (3, 1) ERA:	1.0		6	2	0	0	2	1	0	0	0	0	0	9	13	0.00	3.000
57 Aaron Slegers, R (4, 1) ERA:	1.0		3	0	0	0	0	0	0	0	0	0	0	3	3	0.00	0.000
67 Joe Ryan, R (5, 1) ERA: 9.0	1.0	L	7	2	1	1	1	2	0	0	0	1	0	7	16	9.00	4.000

BOTTOM

AB	R	H	RBI	BB	SO	LOB
2	0	1	0	0	0	2
1	1	0	0	1	0	0
2	0	0	0	0	2	3
2	0	1	1	0	0	0
1	0	0	0	1	0	1
2	0	1	0	0	1	0
2	0	0	0	0	2	4
0	1	0	0	2	0	0
2	0	0	0	0	0	0
2	1	1	1	0	1	3
2	0	0	0	0	0	0
2	1	1	1	0	0	0
2	0	0	0	0	0	0
1	0	0	0	1	0	0
2	0	1	0	0	0	0
2	0	0	1	0	0	1
1	0	1	0	0	0	0
2	0	0	0	0	0	0
0	0	0	0	0	0	0

AB 30
R 4
H 7
RBI 4
BB 5
SO 6
LOB 14



Tampa Bay Rays @ Boston Red Sox
JetBlue Park, Ft. Myers, FL
 Sat Feb 22 2020, 1:07 PM - 4:04 PM EST
 Att. 9,641 - Sunny - 74 F

livebaseballscorecards.com

New York Yankees @ Tampa Bay Rays

Charlotte Sports Park, Port Charlotte, FL

Sun Feb 23 2020, 1:07 PM - 4:13 PM EST
Att. 6,330 - Partly Cloudy - 77 F

AB	40
R	7
H	12
RBI	7
BB	2
SO	10
LOB	18



WP:	0	PA:	42
PB:	0		
SB:	1		
CS:	0		

AB	R	H	RBI	BB	SO	LOB
3	0	0	0	0	2	0
2	0	0	1	0	0	1
3	1	1	1	0	1	0
2	0	1	0	0	1	1
3	0	1	0	0	2	0
2	1	1	0	0	0	1
1	0	0	0	1	0	1
2	1	0	0	1	0	1
3	1	2	0	0	1	0
2	0	1	0	0	0	0
3	1	1	1	0	1	2
2	0	1	1	0	0	0
3	1	0	0	0	0	4
1	0	0	0	0	0	2
3	1	2	2	0	0	2
1	0	0	0	0	1	2
3	0	1	1	0	1	1
1	0	0	0	0	0	0

Batter	1	2	3	4	5	6	7	8	9
14 Tyler Wade, L (1, 6) 79 Diego Castillo, R (5, 6)	0-3 K		0-3 K		0-0 G3	0-0 G6-3		0-0 G4-3	
41 Miquel Andujar, R (1, 5) 94 Armando Alvarez, R (5, 5)	0-0 G1-3		0-3 K		0-0 HR	0-3 K		0-0 1B	
59 Luke Voit, R (1, 3) 79 Max Burt, R (5, 3)	0-0 1B		0-3 K		0-3 K		0-0 78 1B 60 1B 1B	0-0 P4	
22 Chris Iannetta, R (1, 2) 94 Wynston Sawyer, R (5, 2)	0-0 F8			4-0 90 FC3-6 92 1B BB		4-0 92 1B 71 1B BB	0-0 F8		0-0 F7
92 Chris Gittens, R (1, 10) 78 Kelin Deglan, L (7, PH)		0-3 K		0-0 90 FC3-6 1-2 1B		0-0 91 1B 71 1B 1B	0-0 60 1B 1B		0-0 G3
71 Thairo Estrada, R (1, 4) 60 Oswaldo Cabrera, S (6, 4)		0-3 K		0-0 F8		0-0 91 1B 93 1B 1B	0-0 1-2 2-H 1B		0-0 G5-3
90 Estevan Florial, L (1, 8) 68 Brandon Lockridge, R (6, 8)		0-0 E3 91 2B		0-0 FC3-6 1-2 2-3		0-0 F7	0-0 F7		
91 Trey Amburgey, R (1, 9) 28 Zack Zehner, R (6, 9)		0-0 1-H 2B		0-0 G6-3		0-0 93 1B 79 G6-3 93 S 1B	0-3 K		
93 Thomas Milone, L (1, 7) 89 Ben Ruta, L (6, 7)		0-0 G3		0-3 K		0-1 79 G6-3 1-3 3-H 1B		0-0 L3	

Inning Stats	R: 0	H: 1	E: 0	K: 1	S: 6	R: 1	H: 1	E: 1	K: 2	S: 9	R: 0	H: 0	E: 0	K: 3	S: 9	R: 0	H: 1	E: 0	K: 0	S: 4	R: 1	H: 1	E: 0	K: 2	S: 8	R: 4	H: 4	E: 0	K: 1	S: 10	R: 1	H: 3	E: 0	K: 1	S: 8	R: 0	H: 1	E: 0	K: 0	S: 4	R: 0	H: 0	E: 0	K: 0	S: 3
	LOB: 1	BB: 0	P: 6			LOB: 1	BB: 0	P: 9			LOB: 0	BB: 0	P: 9			LOB: 2	BB: 1	P: 8			LOB: 0	BB: 0	P: 8			LOB: 1	BB: 1	P: 14			LOB: 2	BB: 0	P: 8			LOB: 1	BB: 0	P: 4			LOB: 0	BB: 0	P: 3		

PITCHER	IP	WLS	BF	H	R	ER	SO	BB	IBB	HBP	BLK	WP	HR	S	P	ERA	WHIP
Ryan Yarbrough, L (1, 1) ERA: 36.0	1.0		4	1	0	0	1	0	0	0	0	0	0	6	6	0.00	1.000
63 Diego Castillo, R (2, 1) ERA: 9.0	1.0		5	1	1	0	2	0	0	0	0	0	0	9	9	0.00	1.000
36 Andrew Kittredge, R (3, 1) ERA: 9.0	1.0	H	3	0	0	0	3	0	0	0	0	0	0	9	9	0.00	0.000
38 Colin Poche, L (4, 1) ERA: 9.0	1.0	H	5	1	0	0	0	1	0	0	0	0	0	4	8	0.00	2.000
53 Anthony Banda, L (5, 1) ERA: 9.0	1.0	H	4	1	1	1	2	0	0	0	0	0	1	8	8	9.00	1.000

PITCHER	IP	WLS	BF	H	R	ER	SO	BB	IBB	HBP	BLK	WP	HR	S	P	ERA	WHIP
62 Shane McClellan, L (6, 1) ERA: 36.0	1.0	B	8	4	4	4	1	1	0	0	0	0	0	10	14	36.00	5.000
85 Sean Gilmartin, L (7, 1) ERA: 9.0	1.0		6	3	1	1	1	0	0	0	0	0	0	8	8	9.00	3.000
61 Josh Fleming, L (8, 1) ERA: 9.0	1.0	W	4	1	0	0	0	0	0	0	0	0	0	4	4	0.00	1.000
71 Ryan Sherriff, L (9, 1) ERA: 9.0	1.0	S	3	0	0	0	0	0	0	0	0	0	0	3	3	0.00	0.000

BOTTOM

New York Yankees @ Tampa Bay Rays
Charlotte Sports Park, Port Charlotte, FL

livebaseballscorecards.com

AB 29
R 9
H 8
RBI 7
BB 8
SO 5
LOB 17



WP: 1 PA: 38
PB: 0
SB: 1
CS: 0

Sun Feb 23 2020, 1:07 PM - 4:13 PM EST
Att: 6,330 - Party Cloudy - 77 F

AB R H RBI BB SO LOB

2 0 0 0 0 1 1
1 2 1 2 2 0 0

3 0 1 0 0 0 1
1 0 0 0 1 0 0

2 0 0 0 1 0 1
1 0 0 0 0 0 2

2 1 1 0 0 0 1
1 1 0 1 0 0 1

1 0 1 0 1 0 0
2 1 1 0 0 1 1

2 1 0 1 0 0 2
2 0 0 0 0 1 2

1 0 0 0 1 1 1
2 0 1 2 0 0 0

2 1 1 0 0 0 2
1 1 0 0 1 0 1

2 0 1 1 0 1 0
1 1 0 0 1 0 1

1B: 6 SF: 0
2B: 1 SAC: 0
3B: 1 DP: 2
HR: 0 HBP: 1

Table with 9 columns (Innings 1-9) and 10 rows (Batters). Each cell contains a batter's name, stats, and a baseball diamond diagram showing the play. Batter 17 Austin Meadows is listed in the first row, and Batter 7 Michael Pérez is in the last row. The diagrams show various plays including strikes, balls, hits, and errors.

Inning Stats table with columns for R, H, E, K, S, LOB, BB, and P for each of the 9 innings.

Pitcher stats table with columns for IP, WLS, BF, H, R, ER, SO, BB, IBB, HBP, BLK, WP, HR, S, P, ERA, WHIP for both teams.

Batter	1	2	3	4	5	6	7	8	9	AB R H RBI BB SO LOB
13 Manuel Margot, R (1, 7) 31 Brian O'Grady, L (7, 9)	0-0 FC6-4 26 2B		0-0 2 CS 1B		4-0 1-2 BB		0-0 F8		0-3 K	2 0 2 0 1 0 0 2 0 0 0 0 1 1
2 Yandy Díaz, R (1, 5) 35 Nathaniel Lowe, L (6, 5)	4-0 26 FC6-4 BB		0-3 K		0-3 K		0-0 G4-3			2 0 0 0 1 2 3 1 0 0 0 0 0 0
26 Ji Man Choi, L (1, 3) 75 Tristan Gray, L (6, 3)	0-0 FC6-4 11 G5-4-3 1-2f 2-3			0-0 11 G6-4-3 1B		0-3 K		0-0 F9		2 0 1 0 0 0 2 2 0 0 0 0 1 0
11 Hunter Renfroe, R (1, 9) 78 Miles Mastrobuoni, L (7, 7)	0-0 G5-4-3 1-2f			0-0 G6-4-3 1-2f		0-3 K		0-0 22 WP 28 WP 2B		3 0 0 0 0 1 3 1 1 1 0 0 0 0
25 Yoshi Tsutsugo, L (1, 10) 22 Vidal Bruján, S (6, PH) (7, 10)		4-0 BB		2-0 HR		0-0 E6 19 PB 28 BB		1-0 G5-3 2-3		1 1 1 1 1 0 0 2 0 0 0 0 0 1
1 Willy Adames, R (1, 6) 28 Daniel Robertson, R (6, 4)		0-0 F7		0-3 K		4-0 1-2 19 PB BB		1-3 K 3-H		2 0 0 0 0 1 1 1 0 0 0 1 1 0
39 Kevin Kiermaier, L (1, 8) 19 Lucius Fox, S (6, 8)		0-3 K			0-0 G4-3	4-0 1-2 2-3 BB		4-0 77 K2-3 77 S BB		2 0 0 0 0 1 1 0 0 0 0 2 0 0
5 Chris Herrmann, L (1, 2) 79 René Pinto, R (6, 2)		0-0 G4-3			0-0 13 BB 1B	0-0 L7		0-0 P3		2 0 1 0 0 0 1 2 0 0 0 0 0 4
18 Joey Wendle, L (1, 4) 77 Taylor Walls, S (6, 6)			0-3 K		0-3 K		0-0 F7		1-3 K2-3	2 0 0 0 0 2 1 2 0 0 0 0 1 1

Inning Stats	R: 0 E: 0 K: 3	H: 1 LOB: 1 BB: 1 P: 7	R: 0 E: 0 K: 5	H: 0 LOB: 1 BB: 1 P: 9	R: 0 E: 0 K: 7	H: 1 LOB: 1 BB: 0 P: 7	R: 1 E: 0 K: 6	H: 2 LOB: 0 BB: 0 P: 8	R: 0 E: 0 K: 8	H: 1 LOB: 2 BB: 1 P: 12	R: 0 E: 1 K: 8	H: 0 LOB: 3 BB: 2 P: 16	R: 0 E: 0 K: 3	H: 0 LOB: 0 BB: 0 P: 3	R: 1 E: 0 K: 6	H: 1 LOB: 0 BB: 0 P: 8	R: 0 E: 0 K: 7	H: 0 LOB: 1 BB: 1 P: 12	1B: 3 2B: 3 3B: 0 HR: 1	SF: 0 SAC: 0 DP: 3 HBP: 0	WP: 2 PB: 1 SB: 1 CS: 1	PA: 37	
PITCHER	IP	WLS	BF	H	R	ER	SO	BB	IBB	HBP	BLK	WP	HR	S	P	ERA	WHIP						
89 Tanner Houck, R (1, 1) ERA:	2.0		8	1	0	0	1	2	0	0	0	0	0	8	16	0.00	1.500						
59 Jeffrey Springs, L (3, 1) ERA: 4.5	2.0	B	7	3	1	1	3	0	0	0	0	0	1	13	15	4.50	1.500						
31 Austin Brice, R (5, 1) ERA:	1.2		8	1	0	0	4	1	0	0	0	0	0	15	19	0.00	1.200						
74 Rio Gomez, L (6, 1) ERA:	0.1	H	3	0	0	0	0	2	0	0	0	0	0	1	9	0.00	6.000						
60 R.J. Alvarez, R (7, 1) ERA:	1.0	H	3	0	0	0	0	0	0	0	0	0	0	3	3	0.00	0.000						
PITCHER	IP	WLS	BF	H	R	ER	SO	BB	IBB	HBP	BLK	WP	HR	S	P	ERA	WHIP						
85 Daniel McGrath, L (8, 1) ERA: 9.0	1.0		4	1	1	1	1	0	0	0	0	0	0	4	4	9.00	1.000						
80 Eduard Bazardo, R (9, 1) ERA:	1.0		4	0	0	0	2	1	0	0	0	0	0	7	12	0.00	1.000						

BOTTOM

Boston Red Sox @ Tampa Bay Rays
Charlotte Sports Park, Port Charlotte, FL
Mon Feb 24 2020, 1:08 PM - 4:08 PM EST
Att. 3,133 - Sunny - 79 F

livebaseballscores.com

AB	31
R	2
H	6
RBI	1
BB	6
SO	11
LOB	19



Batter	1	2	3	4	5	6	7	8	9	AB	R	H	RBI	BB	SO	LOB
57 Hanser Alberto, R (1, 4) 9 Richard Urena, S (6, 4)	0-3 K		0-0 G6-3		0-0 G3		0-0 G4-3			3	0	0	0	0	1	0
16 Trey Mancini, R (1, 9) 88 Andrew Velazquez, S (7, 6)	0-0 P3			0-0 G4-3		0-0 G3-1		0-3 K		3	0	0	0	0	0	0
19 Chris Davis, L (1, 3) 13 José Rondón, R (5, 3)	4-0 BB			0-2 HR		0-0 81 G4-3 1B		0-0 F7		1	1	1	1	1	0	0
39 Renato Núñez, R (1, 5) 81 Rylan Bannon, R (6, 5)	0-0 G4-3			0-0 35 1B		0-0 G4-3 1-2		0-1 HR		2	0	1	0	0	0	1
35 Dwight Smith Jr., L (1, 7) 84 Mason Janvrin, R (6, PR) (7, 7)		0-0 G2-3		0-0 1-2 1B		4-0 BB		0-0 F9		2	0	1	0	1	0	0
11 Jose Iglesias, R (1, 6) 98 Andrew Daschbach, R (7, 9)		0-0 G2		0-0 F8		0-0 G1-3		0-3 K		3	0	0	0	0	0	4
28 Pedro Severino, R (1, 10) 61 Austin Wynns, R (7, PH) (8, 10)		0-0 G4-3		0-0 G1-3			0-3 K		0-0 G4-3	2	0	0	0	0	0	2
12 Stevie Wilkerson, S (1, 8) 65 Ryan McKenna, R (6, 8)			0-3 K		0-3 K		4-0 BB		0-0 P3	2	0	0	0	0	2	0
36 Bryan Holaday, R (1, 2) 76 Adley Rutschman, S (6, 2)			0-3 K		0-3 K		0-3 K			1	0	0	0	1	0	0

Inning Stats	R: 0	H: 0	E: 0	K: 1	S: 5	LOB: 1	BB: 1	P: 9	R: 0	H: 0	E: 0	K: 0	S: 3	LOB: 0	BB: 0	P: 3	R: 0	H: 0	E: 0	K: 2	S: 7	LOB: 0	BB: 0	P: 7	R: 1	H: 3	E: 0	K: 0	S: 8	LOB: 2	BB: 0	P: 8	R: 0	H: 0	E: 0	K: 2	S: 7	LOB: 0	BB: 0	P: 7	R: 0	H: 1	E: 0	K: 0	S: 4	LOB: 2	BB: 1	P: 8	R: 0	H: 0	E: 0	K: 2	S: 7	LOB: 1	BB: 1	P: 11	R: 1	H: 1	E: 0	K: 1	S: 7	LOB: 0	BB: 0	P: 7	R: 0	H: 0	E: 0	K: 1	S: 5	LOB: 0	BB: 0	P: 5
1B: 3	SF: 0	2B: 0	SAC: 0	3B: 0	DP: 0	HR: 2	HBP: 0	WP: 0	PA: 35																																																															

PITCHER	IP	WLS	BF	H	R	ER	SO	BB	IBB	HBP	BLK	WP	HR	S	P	ERA	WHIP
50 Charlie Morton, R (1, 1) ERA:	1.0	W	4	0	0	0	1	1	0	0	0	0	0	5	9	0.00	1.000
68 Jalen Beeks, L (2, 1) ERA:	1.0	H	3	0	0	0	0	0	0	0	0	0	0	3	3	0.00	0.000
52 Chaz Roe, R (3, 1) ERA:	1.0	H	3	0	0	0	2	0	0	0	0	0	0	7	7	0.00	0.000
34 Trevor Richards, R (4, 1) ERA: 4.5	1.0		6	3	1	1	0	0	0	0	0	0	1	8	8	9.00	3.000
29 Pete Fairbanks, R (5, 1) ERA:	1.0		3	0	0	0	2	0	0	0	0	0	0	7	7	0.00	0.000


PITCHER	IP	WLS	BF	H	R	ER	SO	BB	IBB	HBP	BLK	WP	HR	S	P	ERA	WHIP
81 Ryan Thompson, R (6, 1) ERA:	1.0		5	1	0	0	0	1	0	0	0	0	0	4	8	0.00	2.000
82 Tyler Zombro, R (7, 1) ERA:	1.0		4	0	0	0	2	1	0	0	0	0	0	7	11	0.00	1.000
80 Phoenix Sanders, R (8, 1) ERA: 5.4	1.0		4	1	1	1	1	0	0	0	0	0	1	7	7	9.00	1.000
64 Sam McWilliams, R (9, 1) ERA: 20.25	1.0		3	0	0	0	1	0	0	0	0	0	0	5	5	0.00	0.000

BOTTOM

Tampa Bay Rays @ Baltimore Orioles
Ed Smith Stadium, Sarasota, FL
 Tue Feb 25 2020, 1:08 PM - 4:27 PM EST
 Att: 3,769 - Partly Cloudy - 79 F

livebaseballscorecards.com

AB	32
R	2
H	5
RBI	2
BB	3
SO	9
LOB	10



BOTTOM

Minnesota Twins @ Tampa Bay Rays
Charlotte Sports Park, Port Charlotte, FL
Wed Feb 26 2020, 1:10 PM - 4:41 PM EST
Att. 2,427 - Cloudy - 83 F

livebaseballscorecards.com

AB 39
R 8
H 12
RBI 8
BB 5
SO 9
LOB 22



WP: 1 PA: 45
PB: 0
SB: 0
CS: 0

AB R H RBI BB SO LOB
3 0 1 1 0 0 0
2 0 0 0 0 0 3

2 0 1 0 0 0 0
3 1 1 0 0 0 4

2 0 1 0 1 0 0
2 0 0 0 0 1 1

3 0 0 0 0 1 3
1 1 1 0 1 0 0

2 0 0 0 0 1 0
2 0 0 0 0 1 2
0 0 0 0 1 0 0

2 1 0 0 0 0 1
2 1 0 1 0 1 3

2 2 1 0 0 0 1
2 0 0 0 1 2 0

2 1 2 2 0 0 0
2 0 1 2 1 1 0

2 1 1 2 0 1 2
3 0 2 0 0 0 2

1B: 7 SF: 0
2B: 4 SAC: 0
3B: 0 DP: 1
HR: 1 HBP: 0

IP WLS BF H R ER SO BB IBB HBP BLK WP HR S P ERA WHIP
6.0 0 24 1 0 0 2 0 0 0 0 0 1 1 11.57 2.143

IP WLS BF H R ER SO BB IBB HBP BLK WP HR S P ERA WHIP
0.2 7 2 3 3 1 3 0 0 0 0 0 6 18 40.50 7.500
0.1 S 1 0 0 0 0 0 0 0 0 0 0 1 1 0.00 0.000

Main game log table with columns for Batter, Inning (1-9), and various statistics. Includes player names, stats, and play diagrams.

Pitcher and Inning Stats summary table. Includes columns for Pitcher, IP, WLS, BF, H, R, ER, SO, BB, IBB, HBP, BLK, WP, HR, S, P, ERA, WHIP.

Batter	1	2	3	4	5	6	7	8	9	AB R H RBI BB SO LOB	TOP		
4 Cameron Maybin, R (1, 9) OBP: 0.091, SLG: 0.091 41 Daz Cameron, R (5, 9) OBP: 0.375, SLG: 0.286	1-3 K		0-0 G4-3		0-0 G1-3		0-0 F8		0-3 K	3 0 0 0 0 1 0 2 0 0 0 0 1 2			
22 Victor Reyes, S (1, 8) OBP: 0.375, SLG: 0.714 55 Troy Stokes Jr., R (6, PH) OBP: 0.500, SLG: 0.778 60 Cam Gibson, L (7, 7) OBP: 0.667, SLG: 0.500	0-0 26 S 1B		0-0 G4-3		0-0 G5-3		0-0 30 1B 1B		0-0 G3-1	2 0 1 0 0 0 0 1 0 0 0 0 0 0 2 0 1 0 0 0 2			
24 Miguel Cabrera, R (1, 10) OBP: 0.500, SLG: 0.778 61 Frank Schwindel, R (8, PH) OBP: 0.143, SLG: 0.143	0-3 K			0-0 26 FC6-4 1B		0-0 G6-3		0-3 K		3 0 1 0 0 1 1 1 0 0 0 0 1 1			
26 C.J. Cron, R (1, 3) OBP: 0.500, SLG: 0.875 12 Brandon Dixon, R (6, 3)	4-0 1-2 BB			0-0 FC6-4 8 1B		0-0 1B		0-0 P6		2 0 1 0 1 0 1 1 0 0 0 0 0 1			
8 Jonathan Schoop, R (1, 4) OBP: 0.222, SLG: 0.222 30 Harold Castro, L (6, 4) OBP: 0.600, SLG: 0.800	0-0 G3-1			0-0 1-2 1B		0-0 1B		0-0 80 WP 80 1B 2B	0-0 1-3 18 FC6 1B	2 0 1 0 0 0 2 2 1 2 0 0 0 0			
46 Jeimer Candelario, S (1, 5) OBP: 0.100, SLG: 0.100 18 Dawel Lugo, R (6, 5)		0-2 K		0-3 K		0-0 G6-3		0-0 FC6		2 0 0 0 0 2 2 2 0 0 0 0 0 3			
14 Christin Stewart, L (1, 7) OBP: 0.250, SLG: 0.143 80 Danny Woodrow, L (6, 8) OBP: 0.571, SLG: 0.500		0-3 K		0-0 F8		1-0 2-H 13 HR 1B		0-0 49 1B 1B		2 0 0 0 0 1 2 2 1 2 1 0 0 0			
17 Grayson Greiner, R (1, 2) OBP: 0.286, SLG: 0.333 13 Eric Haase, R (6, 2) OBP: 0.333, SLG: 0.800 78 Brady Policelli, R (7, 2)		0-0 G6-3			0-3 K		3-2 1-H HR		0-3 K	2 0 0 0 0 1 0 1 1 1 2 0 0 0 1 0 0 0 0 1 1			
9 Jordy Mercer, R (1, 6) OBP: 0.375, SLG: 0.286 49 Willi Castro, S (6, 6) OBP: 0.417, SLG: 0.500			0-3 K		0-0 G5-3		0-0 F8		0-0 1-2 1B	2 0 0 0 0 1 0 2 0 1 0 0 0 0			
Inning Stats	R: 0 H: 1 E: 0 LOB: 2 K: 2 BB: 1 S: 8 P: 13	R: 0 H: 0 E: 0 LOB: 0 K: 2 BB: 0 S: 7 P: 7	R: 0 H: 0 E: 0 LOB: 0 K: 1 BB: 0 S: 5 P: 5	R: 0 H: 2 E: 0 LOB: 2 K: 1 BB: 0 S: 7 P: 7	R: 0 H: 0 E: 0 LOB: 0 K: 1 BB: 0 S: 5 P: 5	R: 0 H: 1 E: 0 LOB: 1 K: 0 BB: 0 S: 3 P: 3	R: 3 H: 3 E: 0 LOB: 0 K: 0 BB: 0 S: 8 P: 12	R: 0 H: 2 E: 0 LOB: 2 K: 1 BB: 0 S: 7 P: 7	R: 0 H: 2 E: 0 LOB: 2 K: 2 BB: 0 S: 9 P: 9	1B: 9 SF: 0 2B: 1 SAC: 0 3B: 0 DP: 0 HR: 1 HBP: 0	WP: 1 PA: 38 PB: 0 SB: 1 CS: 0		
PITCHER	IP WLS BF H R ER SO BB IBB HBP BLK WP HR S P ERA WHIP											PITCHER	IP WLS BF H R ER SO BB IBB HBP BLK WP HR S P ERA WHIP
20 Tyler Glasnow, R (1, 1) ERA:	1.0 W 5 1 0 0 2 1 0 0 0 0 0 0 8 13 0.00 2.000											85 Sean Gilmartin, L (6, 1) ERA: 12.0	2.0 9 4 3 3 0 0 0 0 0 0 1 1 11 15 13.50 2.000
15 Aaron Loup, L (2, 1) ERA:	1.0 H 3 0 0 0 2 0 0 0 0 0 0 0 7 7 0.00 0.000											94 Jack Labosky, R (8, 1) ERA:	1.0 H 5 2 0 0 1 0 0 0 0 0 0 0 7 7 0.00 2.000
47 Oliver Drake, R (3, 1) ERA:	1.0 3 0 0 0 1 0 0 0 0 0 0 0 5 5 0.00 0.000											81 Ryan Thompson, R (9, 1) ERA:	1.0 S 5 2 0 0 2 0 0 0 0 0 0 0 9 9 0.00 2.000
29 Pete Fairbanks, R (4, 1) ERA:	1.0 5 2 0 0 1 0 0 0 0 0 0 0 7 7 0.00 2.000												
84 John Curtiss, R (5, 1) ERA:	1.0 3 0 0 0 1 0 0 0 0 0 0 0 5 5 0.00 0.000												

Detroit Tigers @ Tampa Bay Rays
Charlotte Sports Park, Port Charlotte, FL
 Thu Feb 27 2020, 1:08 PM - 3:44 PM EST
 Att. 3,314 - Partly Cloudy - 64 F

livebaseballscorecards.com

AB 37
R 3
H 11
RBI 3
BB 1
SO 10
LOB 18



Batter	1	2	3	4	5	6	7	8	9
17 Austin Meadows, L (1, 7) 60 Dylan Cozens, L (6, 7) OBP: 0.364, SLG: 0.333	0-0 G4-3	0-0 G5-3			0-0 P6		4-0 BB		
11 Hunter Renfroe, R (1, 9) 81 Garrett Whitley, R (6, 9) OBP: 0.167, SLG: 0.250	0-0 25 1B 2B	0-3 K			0-0 F9		0-3 K		
25 Yoshi Tsutsugo, L (1, 10) 74 Brett Sullivan, L (5, PR) OBP: 0.333, SLG: 0.667	0-0 2 1B 40 SF8 1B		0-3 K		0-0 1-H 2B		1-3 K		
2 Yandy Díaz, R (1, 5) 31 Brian O'Grady, L (6, 5) OBP: 0.364, SLG: 0.300	0-0 1-3 1B		0-3 K		0-0 G3		0-0 G3-1		
40 José Martínez, R (1, 3) 76 Dalton Kelly, L (7, 3) OBP: 0.250, SLG: 0.273	0-0 SF8		0-0 G6-3		0-0 18 F9 39 E 1B		4-0 78 G4-3 5 1B BB		
39 Kevin Kiermaier, L (1, 8) 78 Miles Mastrobuoni, L (6, PR) OBP: 0.111, SLG: 0.222	0-0 G6-3		0-0 G1-3		0-0 E1		0-0 G4-3		
10 Mike Zunino, R (1, 2) 5 Chris Herrmann, L (6, 2) OBP: 0.375, SLG: 0.286		0-0 F9	0-3 K2-3		0-0 F8		0-0 2-H 1B		
18 Joey Wendle, L (1, 4) 22 Vidal Bruján, S (7, 4) OBP: 0.300, SLG: 0.400		0-0 1 HR 2B	0-3 K		0-0 F9		0-0 F8		
1 Willy Adames, R (1, 6) 0 Wander Franco, S (6, 6) OBP: 0.375, SLG: 0.714		2-1 2-H HR	0-0 25 2B 1B		0-0 G1-3		0-0 G1-3		

Inning Stats	R: 2 E: 0 K: 0 S: 6	H: 3 LOB: 1 BB: 0 P: 6	R: 2 E: 0 K: 1 S: 8	L: 2 LOB: 0 BB: 0 P: 10	R: 0 E: 0 K: 2 S: 7	H: 0 LOB: 0 BB: 0 P: 7	R: 0 E: 0 K: 2 S: 7	H: 0 LOB: 0 BB: 0 P: 7	R: 1 E: 0 K: 0 S: 5	H: 2 LOB: 1 BB: 0 P: 5	R: 0 E: 1 K: 0 S: 5	H: 1 LOB: 2 BB: 0 P: 5	R: 0 E: 0 K: 2 S: 6	H: 0 LOB: 0 BB: 1 P: 11	R: 1 E: 0 K: 0 S: 4	H: 1 LOB: 1 BB: 1 P: 8
1B: 5 2B: 3 3B: 0 HR: 1	SF: 1 SAC: 0 DP: 0 HBP: 0	WP: 0 PB: 0 SB: 0 CS: 1														


PITCHER	IP	WLS	BF	H	R	ER	SO	BB	IBB	HBP	BLK	WP	HR	S	P	ERA	WHIP
27 Jordan Zimmermann, R (1, 1) ERA: 7.71	2.2	L	13	5	4	4	3	0	0	0	0	0	1	20	22	13.50	1.875
38 Anthony Castro, R (3, 1) ERA: 36.0	0.1		1	0	0	0	0	0	0	0	0	0	0	1	1	0.00	0.000
63 Nick Ramirez, L (4, 1) ERA: 4.5	1.0		3	0	0	0	2	0	0	0	0	0	0	7	7	0.00	0.000
70 Tyler Alexander, L (5, 1) ERA: 3.0	1.0		5	2	1	1	0	0	0	0	0	0	0	5	5	9.00	2.000
72 Dario Agrazal, R (6, 1) ERA:	1.0		5	1	0	0	0	0	0	0	0	0	0	5	5	0.00	1.000

BOTTOM

Detroit Tigers @ Tampa Bay Rays
Charlotte Sports Park, Port Charlotte, FL

Thu Feb 27 2020, 1:08 PM - 3:44 PM EST
Att: 3,314 - Party Cloudy - 64 F

AB	32
R	6
H	9
RBI	6
BB	2
SO	7
LOB	15



PITCHER	IP	WLS	BF	H	R	ER	SO	BB	IBB	HBP	BLK	WP	HR	S	P	ERA	WHIP
64 Héctor Santiago, L (7, 1) ERA: 4.5	1.0		3	0	0	0	2	1	0	0	0	0	0	6	11	0.00	1.000
71 John Schreiber, R (8, 1) ERA: 4.5	1.0		5	1	1	1	0	1	0	0	0	0	0	4	8	9.00	2.000

Batter	1	2	3	4	5	6	7	8	9	AB R H RBI BB SO LOB	TOP											
13 Manuel Margot, R OBP: 0.333, SLG: 0.375 75 Nathan Lukes, L (5, 9)	0-0 G1-3		0-0 G5-3		0-0 FC6-4		0-0 G3			3 0 0 0 0 0 2 1 0 0 0 0 0 1	<p>Tampa Bay Rays @ New York Yankees</p> <p>George M. Steinbrenner Field, Tampa, FL</p> <p>Thu Feb 27 2020, 1:05 PM - 3:23 PM EST</p> <p>Att. 8,856 - Partly Cloudy - 57 F</p> <p>livebaseballscorecards.com</p>											
8 Brandon Lowe, L OBP: 0.333, SLG: 0.625 90 Moisés Gómez, R (1, 7) (5, 7)	0-0 G6-3		0-3 K		0-0 F8			0-3 K		3 0 0 0 0 1 2 1 0 0 0 0 1 0												
28 Daniel Robertson, R OBP: 0.583, SLG: 0.556 78 Jim Haley, R (1, 4) (6, PR) (6, 4)	0-0 26 1B 2B			0-0 L3		0-0 35 G4-3 26 G1-3 1B		0-3 K		3 1 2 0 0 0 0 1 0 0 0 0 1 0												
26 Ji Man Choi, L OBP: 0.455, SLG: 0.333 84 Seaver Whalen, R (1, 3) (6, 3)	0-0 2-H 1B			0-0 L8		0-0 G1-3		0-0 F7		3 0 1 1 0 0 1 1 0 0 0 0 0 0												
35 Nathaniel Lowe, L OBP: 0.300, SLG: 0.333 77 Jake Palomaki, S (1, 5) (6, 5) (8, 8)	0-3 K			0-0 2B		0-0 G4-3			0-0 G4-3	3 0 1 0 0 1 3 1 0 0 0 0 0 0												
73 Ryan LaMarre, R OBP: 0.400, SLG: 0.600 76 Connor Hollis, R (1, 8) (8, 5)		0-0 L9		0-0 G1		0-3 K			0-3 K	3 0 0 0 0 1 3 1 0 0 0 0 1 0												
7 Michael Pérez, L OBP: 0.429, SLG: 0.800 79 René Pinto, R (1, 2) (7, 2)		0-0 G4-3			0-0 G6-3		0-3 K		0-3 K	3 0 0 0 0 1 0 1 0 0 0 0 1 0												
55 Ronaldo Hernández, R OBP: 0.429, SLG: 0.429 (1, 10)		0-0 G4-3			0-0 13 FC6-4 77 1B		0-0 1B			3 0 2 0 0 0 0												
77 Taylor Walls, S OBP: 0.222, SLG: 0.222 19 Lucius Fox, S OBP: 0.429, SLG: 0.200 (1, 6) (6, 6)			0-0 G6-3		0-0 13 FC6-4 1B		0-3 K			2 0 1 0 0 0 0 1 0 0 0 0 1 1												
Inning Stats	R: 1 E: 0 K: 1 S: 7	H: 2 LOB: 1 BB: 0 P: 7	R: 0 E: 0 K: 0 S: 3	H: 0 LOB: 0 BB: 0 P: 3	R: 0 E: 0 K: 1 S: 5	H: 0 LOB: 0 BB: 0 P: 5	R: 0 E: 0 K: 0 S: 4	H: 1 LOB: 1 BB: 0 P: 4	R: 0 E: 0 K: 0 S: 5	H: 2 LOB: 2 BB: 0 P: 5		R: 0 E: 0 K: 1 S: 6	H: 1 LOB: 2 BB: 0 P: 6	R: 0 E: 0 K: 2 S: 8	H: 1 LOB: 1 BB: 0 P: 8	R: 0 E: 0 K: 2 S: 7	H: 0 LOB: 0 BB: 0 P: 7	R: 0 E: 0 K: 2 S: 7	H: 0 LOB: 0 BB: 0 P: 7	1B: 5 2B: 2 3B: 0 HR: 0	SF: 0 SAC: 0 DP: 0 HBP: 0	WP: 0 PB: 0 SB: 0 CS: 0
PITCHER	IP WLS BF H R ER SO BB IBB HBP BLK WP HR S P ERA WHIP																					
33 J.A. Happ, L ERA: 1.8 (1, 1)	3.0 W 11 2 1 1 2 0 0 0 0 0 0 0 15 15 3.00 0.667																					
73 Michael King, R ERA: (4, 1)	2.0 H 9 3 0 0 0 0 0 0 0 0 0 0 9 9 0.00 1.500																					
86 Clarke Schmidt, R ERA: (6, 1)	2.0 8 2 0 0 3 0 0 0 0 0 0 0 14 14 0.00 1.000																					
43 Jonathan Loáisiga, R ERA: (8, 1)	2.0 6 0 0 0 4 0 0 0 0 0 0 0 14 14 0.00 0.000																					

AB	34
R	1
H	7
RBI	1
BB	0
SO	9
LOB	13



Batter	1	2	3	4	5	6	7	8	9	AB R H RBI BB SO LOB
7 Trea Turner, R (1, 6) OBP: 0.444, SLG: 0.625 22 Mac Williamson, R (6, 9) OBP: 0.182, SLG: 0.100	0-0 47 1B E		0-0 2B		0-0 G4-3		0-0 1-2 1B		0-3 K	3 1 2 0 0 0 0 2 0 1 0 0 1 2
13 Asdrúbal Cabrera, S (1, 10) OBP: 0.333, SLG: 0.286 20 Welington Castillo, R (5, PH) (6, 10)	0-0 F7		0-0 P5		0-3 K		0-0 F8		0-0 L8	2 0 0 0 0 0 2 3 0 0 0 0 1 4
14 Starlin Castro, R (1, 4) 1 Wilmer Difo, S (7, 4) OBP: 0.300, SLG: 0.500	0-0 P6		0-0 L7			0-3 K	0-2 K			3 0 0 0 0 1 2 1 0 0 0 0 1 2
47 Howie Kendrick, R (1, 3) OBP: 0.250, SLG: 0.250 26 Brandon Snyder, R (5, 3) OBP: 0.500, SLG: 0.556	0-0 E9 1-H 1B		0-0 P6			4-0 5 1B 29 G1-3 BB		0-0 P4		2 0 1 0 0 0 1 1 0 0 0 1 0 0
29 Yadiel Hernandez, L (1, 7) OBP: 0.267, SLG: 0.286 27 Emilio Bonifacio, S (7, 7) (8, 8)	0-3 K			0-0 1B		0-0 G1-3		0-3 K		3 0 1 0 0 1 2 1 0 0 0 0 1 0
10 Yan Gomes, R (1, 2) OBP: 0.222, SLG: 0.222 5 Adrián Sanchez, R (6, 6) OBP: 0.182, SLG: 0.300		0-3 K		0-0 F9		0-0 2-3 1B		0-0 L8		2 0 0 0 0 1 1 2 0 1 0 0 0 0
17 Andrew Stevenson, L (1, 9) OBP: 0.462, SLG: 0.333 74 Taylor Gushue, S (6, 2)		4-0 BB		0-3 K		0-0 F9			0-0 F8	1 0 0 0 1 1 1 2 0 0 0 0 0 2
3 Michael Taylor, R (1, 8) OBP: 0.182, SLG: 0.300 18 Jake Noll, R (8, 5) OBP: 0.333, SLG: 0.143		0-3 K		0-0 F8			0-0 F9		4-0 85 1B BB	3 0 0 0 0 1 2 0 0 0 0 1 0 0
8 Carter Kieboom, R (1, 5) OBP: 0.462, SLG: 0.125 85 Cody Wilson, R (8, 7) OBP: 0.500, SLG: 0.500		0-3 K			0-3 K				0-0 1-2 1B	2 0 0 0 1 2 1 1 0 1 0 0 0 0

BOTTOM

Tampa Bay Rays @ Washington Nationals
IFTEAM Ballpark of the Palm Beaches, West Palm Beach, FL

AB	34
R	1
H	7
RBI	0
BB	4
SO	11
LOB	22



WP: 0	PA: 38
PB: 0	
SB: 1	
CS: 0	

PITCHER	IP	WLS	BF	H	R	ER	SO	BB	IBB	HBP	BLK	WP	HR	S	P	ERA	WHIP
Ryan Yarbrough, L (1, 1) ERA: 2.00	2.0	W	9	2	1	0	4	1	0	0	0	0	0	16	20	0.00	1.500
34 Trevor Richards, R (3, 1) ERA: 2.25	2.0	H	8	2	0	0	1	0	0	0	0	0	0	10	10	0.00	1.000
68 Jalen Beeks, L (5, 1) ERA: 3.0	1.0		3	0	0	0	2	0	0	0	0	0	0	7	7	0.00	0.000
53 Anthony Banda, L (6, 1) ERA: 3.0	1.0		5	1	0	0	1	1	0	0	0	0	0	6	10	0.00	2.000
65 D.J. Snelten, L (7, 1) ERA: 3.0	1.0		5	1	0	0	1	1	0	0	0	0	0	6	10	0.00	2.000
PITCHER	IP	WLS	BF	H	R	ER	SO	BB	IBB	HBP	BLK	WP	HR	S	P	ERA	WHIP
64 Sam McWilliams, R (8, 1) ERA: 11.57	1.0		3	0	0	0	1	0	0	0	0	0	0	5	5	0.00	0.000
86 Brooks Pounders, R (9, 1) ERA: 11.57	1.0		5	1	0	0	1	1	0	0	0	0	0	6	10	0.00	2.000

Fri Feb 28 2020, 1:10 PM - 4:13 PM EST
 Att. 3,852 - Sunny - 64 F

livebaseballscorecards.com

Batter	1	2	3	4	5	6	7	8	9	AB R H RBI BB SO LOB	TOP												
26 Max Kepler, L (1, 9) 88 Drew Maggi, R (6, 6) OBP: 0.083, SLG: 0.091	1-0 G3-1		0-3 K		0-0 F7			0-0 G5-3		3 0 0 0 0 1 0 1 0 0 0 0 0 0	Minnesota Twins @ Tampa Bay Rays Charlotte Sports Park, Port Charlotte, FL Sun Mar 01 2020, 1:09 PM - 3:50 PM EST Att. 4,168 - Sunny - 60 F												
2 Luis Arraez, L (1, 4) 90 Caleb Hamilton, R (6, 5) OBP: 0.200, SLG: 0.143 OBP: 0.500, SLG: 1.000	0-0 F7		0-0 L6			0-3 K		0-0 73 G5-4-3 1B		3 0 0 0 0 1 0 1 0 1 0 0 0 0													
11 Jorge Polanco, S (1, 10) 73 Juan Graterol, R (8, PH) OBP: 0.250, SLG: 0.250	0-0 2B		0-0 1B			0-0 G1-3		0-0 G5-4-3 1-2f		3 0 2 0 0 0 0 1 0 0 0 0 0 1													
8 Mitch Garver, R (1, 2) 96 Willie Joe Garry Jr., L (6, PR) OBP: 0.500, SLG: 0.333	0-3 K		0-3 K			0-0 22 BB 1B		0-0 G1-3		3 0 1 0 0 2 2 1 0 0 0 0 0 0													
22 Miguel Sanó, R (1, 3) 85 Ernie De La Trinidad, L (6, PR) OBP: 0.214, SLG: 0.083		0-3 K		0-0 E8 64 G4-6-3		4-0 BB BB BB 1-2 BB		0-0 G3-1		2 0 0 0 1 1 0 1 0 0 0 0 0 0													
64 Willians Astudillo, R (1, 5) 9 Jacob Pearson, L (6, 7) OBP: 0.188, SLG: 0.188 OBP: 1.000, SLG: 1.000		0-0 F7		0-0 G4-6-3 1-2f		0-0 F9		0-0 78 PB 1B		3 0 0 0 0 0 3 1 0 1 0 0 0 0													
30 LaMonte Wade Jr., L (1, 8) 78 Jack Reinheimer, R (6, 4) OBP: 0.538, SLG: 0.556		0-0 75 HR 2B		4-0 75 CS BB		0-3 K		4-0 BB BB BB 1-2 BB		1 1 1 0 1 0 0 1 0 0 0 1 1 0													
75 Royce Lewis, R (1, 6) 56 Tomás Telis, S (6, 2) OBP: 0.077, SLG: 0.308 OBP: 0.111, SLG: 0.111		2-1 2-H HR		1-0 CS 1-2	0-0 G5-3		0-3 K		0-0 F9	2 1 1 2 0 0 0 2 0 0 0 0 1 2													
50 Brent Rooker, R (1, 7) 89 Zander Wiel, R (6, 3) OBP: 0.308, SLG: 0.100 OBP: 0.417, SLG: 0.900		0-0 F9		0-0 F9		0-3 K				2 0 0 0 0 0 0 1 0 0 0 0 1 0													
Inning Stats	R: 0 E: 0 K: 1 S: 6	H: 1 LOB: 1 BB: 0 P: 7	R: 2 E: 0 K: 1 S: 8	H: 2 LOB: 0 BB: 0 P: 10	R: 0 E: 1 K: 2 S: 8	H: 0 LOB: 0 BB: 1 P: 7	R: 0 E: 0 K: 0 S: 3	H: 0 LOB: 0 BB: 0 P: 3	R: 0 E: 0 K: 1 S: 6	H: 1 LOB: 2 BB: 1 P: 10		R: 0 E: 0 K: 3 S: 9	H: 0 LOB: 0 BB: 0 P: 9	R: 0 E: 0 K: 0 S: 3	H: 1 LOB: 0 BB: 0 P: 3	R: 0 E: 0 K: 0 S: 4	H: 1 LOB: 2 BB: 1 P: 8	1B: 4 2B: 2 3B: 0 HR: 1	SF: 0 SAC: 0 DP: 2 HBP: 0	WP: 0 PB: 1 SB: 0 CS: 1	PA: 36		
PITCHER	IP WLS BF H R ER SO BB IBB HBP BLK WP HR S P ERA WHIP	IP WLS BF H R ER SO BB IBB HBP BLK WP HR S P ERA WHIP	IP WLS BF H R ER SO BB IBB HBP BLK WP HR S P ERA WHIP	IP WLS BF H R ER SO BB IBB HBP BLK WP HR S P ERA WHIP	IP WLS BF H R ER SO BB IBB HBP BLK WP HR S P ERA WHIP	IP WLS BF H R ER SO BB IBB HBP BLK WP HR S P ERA WHIP	IP WLS BF H R ER SO BB IBB HBP BLK WP HR S P ERA WHIP	IP WLS BF H R ER SO BB IBB HBP BLK WP HR S P ERA WHIP	IP WLS BF H R ER SO BB IBB HBP BLK WP HR S P ERA WHIP	IP WLS BF H R ER SO BB IBB HBP BLK WP HR S P ERA WHIP	IP WLS BF H R ER SO BB IBB HBP BLK WP HR S P ERA WHIP	IP WLS BF H R ER SO BB IBB HBP BLK WP HR S P ERA WHIP	IP WLS BF H R ER SO BB IBB HBP BLK WP HR S P ERA WHIP	IP WLS BF H R ER SO BB IBB HBP BLK WP HR S P ERA WHIP	IP WLS BF H R ER SO BB IBB HBP BLK WP HR S P ERA WHIP	IP WLS BF H R ER SO BB IBB HBP BLK WP HR S P ERA WHIP	IP WLS BF H R ER SO BB IBB HBP BLK WP HR S P ERA WHIP	IP WLS BF H R ER SO BB IBB HBP BLK WP HR S P ERA WHIP	IP WLS BF H R ER SO BB IBB HBP BLK WP HR S P ERA WHIP	IP WLS BF H R ER SO BB IBB HBP BLK WP HR S P ERA WHIP	IP WLS BF H R ER SO BB IBB HBP BLK WP HR S P ERA WHIP		
67 Joe Ryan, R (1, 1) ERA: 10.38	2.0 W	9 3 2 2 0 0 0 0 0 0 0 0 1 14 17 9.00 1.500	63 Diego Castillo, R (3, 1) ERA:	1.0 H	4 1 0 0 2 0 0 0 0 0 0 0 0 8 8 0.00 1.000	70 Nick Anderson, R (4, 1) ERA:	1.0 H	3 0 0 0 0 1 0 0 0 0 0 0 0 2 7 0.00 1.000	36 Andrew Kittredge, R (5, 1) ERA:	1.0	3 0 0 0 0 0 0 0 0 0 0 0 3 3 0.00 0.000	84 John Curtiss, R (6, 1) ERA:	1.0	5 1 0 0 1 1 0 0 0 0 0 0 0 6 10 0.00 2.000	65 D.J. Snelten, L (7, 1) ERA:	1.0 WLS	3 0 0 0 3 0 0 0 0 0 0 0 0 9 9 0.00 0.000	71 Ryan Sherriff, L (8, 1) ERA:	1.0	3 1 0 0 0 0 0 0 0 0 0 0 0 3 3 0.00 1.000	81 Ryan Thompson, R (9, 1) ERA:	1.0	5 1 0 0 0 1 0 0 0 0 0 0 4 8 0.00 2.000

livebaseballscorecards.com

AB	32
R	2
H	7
RBI	2
BB	3
SO	8
LOB	8



Batter	1	2	3	4	5	6	7	8	9	AB	R	H	RBI	BB	SO	LOB	TOP								
17 Austin Meadows, L (1, 7) OBP: 0.133, SLG: 0.071 74 Brett Sullivan, L (6, 7) OBP: 0.222, SLG: 0.444	4-1 BB 13 G4-6-3			0-3 K	0-3 K		0-0 F9			2	0	0	0	1	2	1									
13 Manuel Margot, R (1, 8) OBP: 0.214, SLG: 0.231 19 Lucius Fox, S (6, 8) OBP: 0.364, SLG: 0.222	0-0 G4-6-3 1-2f			0-3 K		0-3 K	0-1 CS	0-0 G5-3		3	0	0	0	0	2	1									
7 Michael Pérez, L (1, 2) OBP: 0.333, SLG: 0.800 55 Ronaldo Hernández, R (7, 2) OBP: 0.333, SLG: 0.333	0-0 G3			1-2 HR		0-3 K		0-0 G6-3		3	1	1	1	0	1	0									
11 Hunter Renfro, R (1, 9) OBP: 0.222, SLG: 0.278 77 Jake Palomaki, S (6, PR) (6, 9)		0-0 P5		0-0 E3		0-0 26 HR 1B		0-2 K		3	0	1	0	0	0	0									
26 Ji Man Choi, L (1, 3) OBP: 0.471, SLG: 0.538 76 Dalton Kelly, L (6, 3) OBP: 0.556, SLG: 0.857		0-0 G1-3		4-0 BB		0-0 HR 1B		0-0 G6-3		2	1	1	2	1	0	0									
1 Willy Adames, R (1, 6) OBP: 0.482, SLG: 0.727 77 Taylor Walls, S (6, 6) OBP: 0.273, SLG: 0.200		0-3 K		0-3 K		0-0 1B		4-0 22 G3 BB		3	0	1	0	0	2	2									
18 Joey Wendle, L (1, 4) OBP: 0.400, SLG: 0.733 22 Vidal Bruján, S (6, 4) OBP: 0.154, SLG: 0.308			0-0 F8		0-0 31 G4-3 2B	0-3 K		1-0 G3		3	0	1	0	0	1	1									
28 Daniel Robertson, R (1, 5) OBP: 0.471, SLG: 0.385 75 Tristan Gray, L (7, 5) OBP: 0.364, SLG: 0.444			0-3 K		0-0 F9		0-3 K			3	0	0	0	0	2	1									
31 Brian O'Grady, L (1, 10) OBP: 0.333, SLG: 0.643			0-0 P2		0-0 G4-3		0-0 19 CS 1B			0	0	0	0	0	0	0									
Inning Stats	R: 0 E: 0 K: 0 S: 3	H: 0 LOB: 0 BB: 1 P: 7	R: 0 E: 0 K: 1 S: 5	H: 0 LOB: 0 BB: 0 P: 5	R: 0 E: 0 K: 1 S: 5	H: 0 LOB: 0 BB: 0 P: 5	R: 1 E: 1 K: 3 S: 13	H: 1 LOB: 2 BB: 1 P: 18	R: 0 E: 0 K: 1 S: 6	H: 1 LOB: 1 BB: 0 P: 6	R: 2 E: 0 K: 3 S: 12	H: 3 LOB: 1 BB: 0 P: 12	R: 0 E: 0 K: 1 S: 6	H: 1 LOB: 0 BB: 0 P: 6	R: 0 E: 0 K: 1 S: 5	H: 0 LOB: 0 BB: 0 P: 5	R: 0 E: 0 K: 0 S: 2	H: 0 LOB: 1 BB: 1 P: 7	1B: 3 2B: 1 3B: 0 HR: 2	SF: 0 SAC: 0 DP: 1 HBP: 0	WP: 0 PA: 35 PB: 0 SB: 0 CS: 1				
PITCHER	IP	WLS	BF	H	R	ER	SO	BB	IBB	HBP	BLK	WP	HR	S	P	ERA	WHIP								
29 Asher Wojciechowski, R (1, 1) ERA: 1.8	3.0		9	0	0	0	2	1	0	0	0	0	0	13	17	0.00	0.333								
85 Bruce Zimmermann, L (4, 1) ERA: 7.71	2.2		14	4	3	3	6	1	0	0	0	0	2	27	32	10.12	1.875								
93 Brian Gonzalez, L (6, 1) ERA: 5.4	0.1		2	1	0	0	1	0	0	0	0	0	0	4	4	0.00	3.000								
56 Hunter Harvey, R (7, 1) ERA:	1.0		3	1	0	0	1	0	0	0	0	0	0	6	6	0.00	1.000								
66 Tanner Scott, L (8, 1) ERA: 3.38	1.0		3	0	0	0	1	0	0	0	0	0	0	5	5	0.00	0.000								
PITCHER	IP	WLS	BF	H	R	ER	SO	BB	IBB	HBP	BLK	WP	HR	S	P	ERA	WHIP								
70 Travis Lakins Sr., R (9, 1) ERA: 15.43	1.0		3	0	0	0	0	1	0	0	0	0	0	2	7	0.00	1.000								

Tampa Bay Rays @ Baltimore Orioles
Ed Smith Stadium, Sarasota, FL
Mon Mar 02 2020, 1:08 PM - 3:46 PM EST
Att. 4,897 - Sunny - 75 F

AB	31
R	3
H	6
RBI	3
BB	3
SO	11
LOB	9



livebaseballscorecards.com

Batter	1	2	3	4	5	6	7	8	9	AB	R	H	RBI	BB	SO	LOB
21 Austin Hays, R (1, 8) OBP: 0.211, SLG: 0.250 31 Cedric Mullins, L (6, 8) OBP: 0.333, SLG: 0.231	0-0 G3		0-0 G6-4-3		1-3 K			0-3 K		3	0	0	0	0	1	2
16 Trey Mancini, R (1, 9) OBP: 0.286, SLG: 0.286 80 Yusniel Díaz, R (5, 9) OBP: 0.500, SLG: 0.600	0-0 G4-3			0-3 K		0-0 19 SF9 3B		4-0 37 E 37 S BB		2	0	0	0	0	1	0
19 Chris Davis, L (1, 3) OBP: 0.714, SLG: 1.750 37 Taylor Davis, R (7, 3) OBP: 0.143, SLG: 0.143	0-0 F8			4-0 39 HR BB		0-0 SF9		1-0 F9		1	1	0	1	1	0	0
39 Renato Núñez, R (1, 5) OBP: 0.278, SLG: 0.500 81 Rylan Bannon, R (7, 5) OBP: 0.417, SLG: 0.727		0-0 G6-3		1-2 HR		0-0 F8		0-0 9 CS 1B		3	1	1	2	0	0	0
35 Dwight Smith Jr., L (1, 7) OBP: 0.350, SLG: 0.333 2 Dilson Herrera, R (7, 7) OBP: 0.368, SLG: 0.611		0-0 74 G4-3 2B		0-0 F9		0-0 G1-3		0-0 F8		3	0	1	0	0	0	0
74 Pat Valaika, R (1, 6) OBP: 0.412, SLG: 0.813 9 Richard Urena, S (8, 6) OBP: 0.250, SLG: 0.625		0-0 G4-3		0-0 15 S 1B		0-0 G5-3		1-3 K		3	0	1	0	0	0	1
15 Chance Sisco, L (1, 2) OBP: 0.357, SLG: 0.273 61 Austin Wynns, R (6, 2) OBP: 0.300, SLG: 0.333		0-0 P4		0-2 K		0-0 G2-3		1-2 K		2	0	0	0	0	1	2
79 Martin Cervenko, R (1, 10) OBP: 0.143, SLG: 0.571			0-0 G5-3		0-3 K		0-3 K			3	0	0	0	0	2	0
88 Andrew Velazquez, S (1, 4) OBP: 0.500, SLG: 0.400 65 Ryan McKenna, R (9, 7) OBP: 0.231, SLG: 0.167			0-0 21 G6-4-3 1B		4-0 21 CS BB		0-3 K			2	0	1	0	1	1	0
										0	0	0	0	0	0	0

BOTTOM	
Tampa Bay Rays @ Baltimore Orioles	
Ed Smith Stadium, Sarasota, FL	
Mon Mar 02 2020, 1:08 PM - 3:46 PM EST	
Att. 4,897 - Sunny - 75 F	
AB 29	
R 3	
H 6	
RBI 3	
BB 3	
SO 8	
LOB 8	
WP: 0 PA: 33	
PB: 0	
SB: 2	
CS: 2	

PITCHER		IP	WLS	BF	H	R	ER	SO	BB	IBB	HBP	BLK	WP	HR	S	P	ERA	WHIP
50 Charlie Morton, R (1, 1)	ERA: 3.86	2.1		9	2	0	0	0	0	0	0	0	0	0	9	9	0.00	0.857
68 Jalen Beeks, L (3, 1)	ERA: 3.86	1.2		7	2	2	2	2	1	0	0	0	0	1	12	17	10.80	1.800
47 Oliver Drake, R (5, 1)	ERA: 3.0	1.0	B	3	0	0	0	2	1	0	0	0	0	0	6	11	0.00	1.000
15 Aaron Loup, L (6, 1)	ERA: 3.0	1.0		4	1	1	1	0	0	0	0	0	0	0	4	4	9.00	1.000
64 Sam McWilliams, R (7, 1)	ERA: 6.1	1.0		3	0	0	0	1	0	0	0	0	0	0	5	5	0.00	0.000
PITCHER		IP	WLS	BF	H	R	ER	SO	BB	IBB	HBP	BLK	WP	HR	S	P	ERA	WHIP
29 Pete Fairbanks, R (8, 1)	ERA: 9.0	1.0		4	0	0	0	2	1	0	0	0	0	0	7	12	0.00	1.000
85 Sean Gilmartin, L (9, 1)	ERA: 9.0	1.0		3	1	0	0	1	0	0	0	0	0	0	5	6	0.00	1.000



livebaseballscorecards.com

Batter	1	2	3	4	5	6	7	8	9	AB R H RBI BB SO LOB	TOP
8 Brandon Lowe, L (1, 4) <small>OBP: 0.533, SLG: 0.667</small> 43 Mike Brosseau, R (6, 4) <small>OBP: 0.438, SLG: 0.571</small>	1-0 1B		4-0 BB		4-0 BB			0-0 G6-3	0-0 G3-6-3	1 1 1 0 2 0 0 2 0 0 0 0 0 1	
40 José Martínez, R (1, 3) <small>OBP: 0.222, SLG: 0.188</small> 76 Dalton Kelly, L (6, 3) <small>OBP: 0.636, SLG: 0.875</small>	0-3 K		0-0 G2-3		0-0 F9			4-0 BB	0-0 1B	3 0 0 0 0 1 3 1 1 1 0 1 0 0	
39 Kevin Kiermaier, L (1, 8) <small>OBP: 0.133, SLG: 0.200</small> 78 Miles Mastrobuoni, L (5, 7) <small>OBP: 0.385, SLG: 0.364</small>	0-0 1B		0-0 G3-1		0-0 L9			0-0 1B	0-3 K	3 0 1 0 0 0 2 2 1 1 0 0 1 1	
2 Yandy Díaz, R (1, 10) <small>OBP: 0.333, SLG: 0.316</small> 79 René Pinto, R (8, PH) <small>OBP: 0.250, SLG: 0.143</small>	0-0 1B		0-0 G6-3		0-3 K			0-0 1B		3 0 1 0 0 1 1 1 1 1 1 0 0 0	
35 Nathaniel Lowe, L (1, 5) <small>OBP: 0.235, SLG: 0.267</small> 75 Tristan Gray, L (6, 5) <small>OBP: 0.417, SLG: 0.500</small>	0-0 SF7		0-0 1B		0-3 K			0-0 1B		2 0 1 1 0 1 0 1 1 1 1 0 0 0	
10 Mike Zunino, R (1, 2) <small>OBP: 0.385, SLG: 0.545</small> 5 Chris Herrmann, L (6, PH) <small>OBP: 0.538, SLG: 0.500</small>	0-0 FC5-4		4-0 BB		0-3 K			0-0 1B		1 0 0 0 1 0 2 2 0 1 1 0 1 0	
1 Willy Adames, R (1, 6) <small>OBP: 0.375, SLG: 0.571</small> 77 Taylor Walls, S (7, 6) <small>OBP: 0.250, SLG: 0.182</small>		0-0 P4		0-3 K		0-0 F7		0-0 G2-3		3 0 0 0 0 1 2 1 0 0 1 0 0 1	
73 Ryan LaMarre, R (1, 9) <small>OBP: 0.267, SLG: 0.400</small> 83 Carl Chester, R (7, 9) <small>OBP: 0.250, SLG: 0.182</small>		0-0 G5-3		0-0 G4-3		0-0 P4		0-3 K		3 0 0 0 0 0 2 1 0 0 0 0 1 1	
60 Dylan Cozens, L (1, 7) <small>OBP: 0.278, SLG: 0.200</small> 56 Randy Arozarena, R (5, 8) <small>OBP: 0.750, SLG: 0.900</small>		0-0 F7		0-0 P3		0-0 G5-3		4-0 BB		2 0 0 0 0 0 0 1 0 0 0 1 0 0	
Inning Stats	R: 1 H: 3 E: 0 LOB: 2 K: 1 BB: 0 S: 8 P: 9	R: 0 H: 0 E: 0 LOB: 0 K: 0 BB: 0 S: 3 P: 3	R: 0 H: 0 E: 0 LOB: 1 K: 0 BB: 1 S: 3 P: 7	R: 0 H: 1 E: 0 LOB: 1 K: 1 BB: 1 S: 5 P: 9	R: 0 H: 0 E: 0 LOB: 1 K: 0 BB: 1 S: 3 P: 7	R: 0 H: 0 E: 0 LOB: 0 K: 3 BB: 0 S: 9 P: 9	R: 0 H: 0 E: 0 LOB: 0 K: 0 BB: 0 S: 3 P: 3	R: 4 H: 4 E: 0 LOB: 1 K: 1 BB: 1 S: 9 P: 13	R: 0 H: 1 E: 0 LOB: 1 K: 1 BB: 1 S: 5 P: 9	1B: 9 SF: 1 2B: 0 SAC: 0 3B: 0 DP: 2 HR: 0 HBP: 0	WP: 0 PA: 39 PB: 0 SB: 0 CS: 0
PITCHER 34 Félix Hernández, R (1, 1) <small>ERA: 2.08</small> 56 Darren O'Day, R (5, 1) <small>ERA:</small> 55 Chris Martin, R (6, 1) <small>ERA:</small> 61 Chad Sobotka, R (7, 1) <small>ERA: 2.45</small> 64 Jacob Webb, R (8, 1) <small>ERA: 27.0</small>	IP: 4.0 WLS: 17 BF: 4 H: 1 R: 1 ER: 2 SO: 2 BB: 2 IBB: 0 HBP: 0 BLK: 0 WP: 0 HR: 0 S: 19 P: 28 ERA: 2.25 WHIP: 1.500					PITCHER 73 Chris Nunn, L (9, 1) <small>ERA:</small>	IP: 1.0 WLS: 4 BF: 4 H: 1 R: 0 ER: 0 SO: 1 BB: 1 IBB: 0 HBP: 0 BLK: 0 WP: 0 HR: 0 S: 5 P: 9 ERA: 0.00 WHIP: 2.000				

Tampa Bay Rays @ Atlanta Braves
 CoolToday Park, North Port, FL
 Tue Mar 03 2020, 1:06 PM - 4:01 PM EST
 Att. 5,083 - Partly Cloudy - 81 F

AB	33
R	5
H	9
RBI	5
BB	5
SO	7
LOB	16



WP: 0	PA: 39
PB: 0	
SB: 0	
CS: 0	

ERA: 0.00	WHIP: 2.000
-----------	-------------

livebaseballscorecards.com

Batter	1	2	3	4	5	6	7	8	9	AB R H RBI BB SO LOB	TOP		
49 Jonathan Davis, R (1, 8) 80 Logan Warmoth, R (6, 8) OBP: 0.214, SLG: 0.308	0-3 K		4-0 11 3B 2 BB BB BB BB	0-3 K			0-3 K		0-3 K	2 1 0 0 1 2 0 2 0 0 0 0 2 1			
2 Joe Panik, L (1, 4) 84 Nash Knight, S (5, 4) OBP: 0.500, SLG: 0.667	0-0 G4-3		4-0 11 3B 1-2 2-3 BB		0-0 F8		0-3 K			2 1 0 0 1 0 0 1 0 0 0 0 1 0			
11 Bo Bichette, R (1, 6) 78 Kevin Smith, R (5, PR) OBP: 0.300, SLG: 0.500 OBP: 0.353, SLG: 0.462	0-0 6 S 1B		0-0 13 2B 1-H 2-H 3-H 3B		4-0 6 PB BB			0-0 P4		2 1 2 3 1 0 0 1 0 0 0 0 0 0			
6 Travis Shaw, L (1, 5) 75 Andy Burns, R (5, 5) OBP: 0.133, SLG: 0.143 OBP: 0.364, SLG: 0.400	0-3 K 1-2		0-0 G4-3		1-3 K 1-2			0-0 P3		3 0 0 0 0 2 3 1 0 0 0 0 0 0			
13 Lourdes Gurriel Jr., R (1, 7) 77 Joshua Palacios, L (4, 7) OBP: 0.250, SLG: 0.333 OBP: 0.143, SLG: 0.214		0-0 44 FC4-6 1B	0-0 3-H 2B		0-0 F7			0-3 K		2 0 2 1 0 0 0 2 0 0 0 0 1 2			
44 Rowdy Tellez, L (1, 3) 46 Patrick Kivlehan, R (6, 3) OBP: 0.316, SLG: 0.556 OBP: 0.357, SLG: 0.833		0-0 FC4-6 1-2f	0-3 K		0-2 K			1-0 HR		3 0 0 0 0 2 2 1 1 1 1 0 0 0			
7 Caleb Joseph, R (1, 2) 76 Riley Adams, R (6, 2) OBP: 0.167, SLG: 0.167 OBP: 0.167, SLG: 0.333		0-3 K	0-0 P3		0-3 K			0-0 82 G3-1 2B		3 0 0 0 0 2 2 1 0 1 0 0 0 0	AB 34 R 5 H 7 RBI 5 BB 3 SO 14 LOB 13		
23 Derek Fisher, L (1, 10) 90 Luis De Los Santos, R (9, PH) OBP: 0.235, SLG: 0.353		0-0 G4-3		0-0 G3-1		0-0 F8		0-3 K		3 0 0 0 0 0 1 1 0 0 0 0 1 1			
30 Anthony Alford, R (1, 9) 82 Forrest Wall, L (6, 9) OBP: 0.188, SLG: 0.313 OBP: 0.385, SLG: 0.818			0-0 2 BB 49 S 11 3B 1B		0-0 F9		0-3 K		0-0 G3-1 2-3	2 1 1 0 0 0 0 2 0 0 0 0 1 1			
Inning Stats	R: 0 H: 1 E: 0 LOB: 1 K: 2 BB: 0 S: 8 P: 8	R: 0 H: 1 E: 0 LOB: 1 K: 1 BB: 0 S: 6 P: 6	R: 4 H: 3 E: 0 LOB: 1 K: 1 BB: 2 S: 8 P: 16	R: 0 H: 0 E: 0 LOB: 0 K: 1 BB: 0 S: 5 P: 5	R: 0 H: 0 E: 0 LOB: 2 K: 1 BB: 1 S: 5 P: 10	R: 0 H: 0 E: 0 LOB: 0 K: 2 BB: 0 S: 7 P: 7	R: 0 H: 0 E: 0 LOB: 0 K: 3 BB: 0 S: 9 P: 9	R: 0 H: 0 E: 0 LOB: 0 K: 1 BB: 0 S: 5 P: 5	R: 1 H: 2 E: 0 LOB: 1 K: 2 BB: 0 S: 9 P: 10	1B: 3 SF: 0 2B: 2 SAC: 0 3B: 1 DP: 0 HR: 1 HBP: 0	WP: 0 PA: 37 PB: 1 SB: 2 CS: 0		
PITCHER	IP WLS BF H R ER SO BB IBB HBP BLK WP HR S P ERA WHIP											PITCHER	IP WLS BF H R ER SO BB IBB HBP BLK WP HR S P ERA WHIP
20 Tyler Glasnow, R (1, 1) ERA: 0.00	1.2 W 7 2 0 0 3 0 0 0 0 0 0 0 13 13 0.00 1.200											84 John Curtiss, R (6, 1) ERA: 0.00	1.0 H 3 0 0 0 2 0 0 0 0 0 0 0 7 7 0.00 0.000
34 Trevor Richards, R (2, 1) ERA: 9.0	1.0 8 3 4 4 1 2 0 0 0 0 0 0 8 16 36.00 5.000											81 Ryan Thompson, R (7, 1) ERA: 0.00	1.0 3 0 0 0 3 0 0 0 0 0 0 0 9 9 0.00 0.000
80 Phoenix Sanders, R (3, 1) ERA: 7.36	0.1 H 1 0 0 0 0 0 0 0 0 0 0 0 1 1 0.00 0.000											86 Brooks Pounders, R (8, 1) ERA: 0.00	1.0 3 0 0 0 1 0 0 0 0 0 0 0 5 5 0.00 0.000
63 Diego Castillo, R (4, 1) ERA: 11.25	1.0 H 3 0 0 0 1 0 0 0 0 0 0 0 5 5 0.00 0.000											65 D.J. Snelten, L (9, 1) ERA: 2.25	1.0 5 2 1 1 2 0 0 0 0 0 0 1 9 10 9.00 2.000
38 Colin Poche, L (5, 1) ERA: 11.25	1.0 H 4 0 0 0 1 1 0 0 0 0 0 0 5 10 0.00 1.000												

Toronto Blue Jays @ Tampa Bay Rays
Charlotte Sports Park, Port Charlotte, FL
Wed Mar 04 2020, 1:10 PM - 4:24 PM EST
Att: 3,566 - Sunny - 85 F

livebaseballscorecards.com



Batter	1	2	3	4	5	6	7	8	9
17 Austin Meadows, L (1, 7) OBP: 0.158, SLG: 0.059 78 Miles Mastrobuoni, L (6, 9) OBP: 0.357, SLG: 0.333									
25 Yoshi Tsutsugo, L (1, 5) OBP: 0.471, SLG: 0.643 43 Mike Brosseau, R (4, 5) OBP: 0.500, SLG: 0.600									
13 Manuel Margot, R (1, 9) OBP: 0.176, SLG: 0.188 44 Kevan Smith, R (6, 2) OBP: 0.385, SLG: 0.333									
26 Ji Man Choi, L (1, 3) OBP: 0.500, SLG: 0.500 31 Brian O'Grady, L (6, 3) OBP: 0.412, SLG: 0.667									
11 Hunter Renfroe, R (1, 10) OBP: 0.286, SLG: 0.300 55 Ronaldo Hernández, R (6, PH) OBP: 0.273, SLG: 0.273									
8 Brandon Lowe, L (1, 4) OBP: 0.611, SLG: 0.692 73 Ryan LaMarre, R (6, 7) OBP: 0.294, SLG: 0.375									
39 Kevin Kiermaier, L (1, 8) OBP: 0.167, SLG: 0.278 56 Randy Arozarena, R (6, 8) OBP: 0.722, SLG: 0.833									
28 Daniel Robertson, R (1, 6) OBP: 0.450, SLG: 0.375 19 Lucius Fox, S (6, 6) OBP: 0.385, SLG: 0.273									
7 Michael Pérez, L (1, 2) OBP: 0.333, SLG: 0.667 22 Vidal Bruján, S (6, 4) OBP: 0.143, SLG: 0.286									

Inning Stats	R: 4 E: 0 K: 2 S: 9	H: 2 LOB: 3 BB: 5 P: 29	R: 1 E: 0 K: 2 S: 8	H: 1 LOB: 2 BB: 1 P: 13	R: 0 E: 0 K: 1 S: 7	H: 2 LOB: 2 BB: 0 P: 7	R: 0 E: 0 K: 2 S: 7	H: 0 LOB: 1 BB: 1 P: 11	R: 0 E: 0 K: 2 S: 7	H: 0 LOB: 0 BB: 0 P: 7	R: 4 E: 1 K: 2 S: 12	H: 4 LOB: 2 BB: 1 P: 16	R: 0 E: 0 K: 1 S: 4	H: 0 LOB: 1 BB: 0 P: 6	R: 0 E: 0 K: 1 S: 5	H: 0 LOB: 0 BB: 0 P: 5
--------------	------------------------------	----------------------------------	------------------------------	----------------------------------	------------------------------	---------------------------------	------------------------------	----------------------------------	------------------------------	---------------------------------	-------------------------------	----------------------------------	------------------------------	---------------------------------	------------------------------	---------------------------------

PITCHER	IP	WLS	BF	H	R	ER	SO	BB	IBB	HBP	BLK	WP	HR	S	P	ERA	WHIP
47 Anthony Kay, L (1, 1) ERA: 12.46	0.1	L	6	1	4	4	0	4	0	0	0	0	0	2	18	108.00	15.000
79 Travis Bergen, L (1, 1) ERA: 3.0	0.2		4	1	0	0	2	1	0	0	0	0	0	7	11	0.00	3.000
48 Brian Moran, L (2, 1) ERA: 3.0	1.0		6	1	1	1	2	1	0	1	0	0	0	8	13	9.00	2.000
62 Jacob Waguespack, R (3, 1) ERA: 11.57	2.0		9	2	0	0	3	1	0	0	0	0	0	14	18	0.00	1.500
66 Patrick Murphy, R (5, 1) ERA: 11.57	1.1		10	4	4	3	3	1	0	0	0	0	0	15	19	20.25	3.750

BOTTOM

AB	R	H	RBI	BB	SO	LOB
3	1	0	0	1	3	4
1	0	0	0	0	0	2
2	0	1	0	1	1	0
1	1	1	0	0	0	0
3	1	0	0	0	0	4
2	0	0	0	0	1	2
1	2	0	0	2	1	0
1	1	1	0	0	0	0
2	1	1	2	0	1	0
2	1	0	0	0	1	3
1	0	1	1	2	0	0
1	1	0	1	1	1	0
3	0	1	2	0	1	3
2	0	1	2	0	0	0
3	0	1	0	0	1	2
2	0	1	1	0	0	0
2	0	0	0	1	1	1
1	0	0	0	0	1	2

AB 33
R 9
H 9
RBI 9
BB 8
SO 13
LOB 23

Toronto Blue Jays @ Tampa Bay Rays
Charlotte Sports Park, Port Charlotte, FL
Wed Mar 04 2020, 1:10 PM - 4:24 PM EST
Att. 3,566 - Sunny - 85 F

WP	HR	S	P	ERA	WHIP
0	0	4	4	0.00	0.000
0	0	4	6	0.00	0.000
0	0	5	5	0.00	0.000

Batter	1	2	3	4	5	6	7	8	9	AB R H RBI BB SO LOB	TOP														
56 Randy Arozarena, R (1, 9) OBP: 0.714, SLG: 0.786 90 Moisés Gómez, R (6, 9)	0-1 G5-3		4-0 26 G4-6-3 BB			0-0 40 PB 1B	0-3 K			2 1 1 0 1 0 0 1 0 0 0 0 1 2	Tampa Bay Rays @ Minnesota Twins CenturyLink Sports Complex, Fort Myers, FL Fri Mar 06 2020, 1:06 PM - 4:10 PM EST Att: 7,697 - Cloudy - 73 F														
26 Ji Man Choi, L (1, 3) OBP: 0.478, SLG: 0.438 80 Grant Kay, R (6, 4)	0-0 P5		0-0 G4-6-3			4-0 40 PB BB		0-3 K		2 0 0 0 1 0 2 1 0 0 0 0 1 0															
40 José Martínez, R (1, 10) OBP: 0.167, SLG: 0.136 79 René Pinto, R (8, PH) OBP: 0.222, SLG: 0.125	0-0 F8		0-3 K			1-3 K		0-3 K		3 0 0 0 0 2 2 1 0 0 0 0 1 0															
18 Joey Wendle, L (1, 5) OBP: 0.350, SLG: 0.750 83 Carl Chester, R (6, 8)		1-2 HR				0-0 P6		0-3 K		3 1 1 1 0 1 1 1 0 0 0 0 1 0															
44 Kevan Smith, R (1, 2) OBP: 0.313, SLG: 0.267 55 Ronaldo Hernández, R (6, 2) OBP: 0.250, SLG: 0.250		0-0 G5-3				0-3 K			0-0 G5-3	3 0 0 0 0 2 1 1 0 0 0 0 0 0															
73 Ryan LaMarre, R (1, 7) OBP: 0.263, SLG: 0.333 74 Brett Sullivan, L (6, 7) OBP: 0.364, SLG: 0.600		0-3 K				0-3 K			0-0 76 F8 2B	2 0 0 0 0 2 0 1 0 1 0 1 0 0															
31 Brian O'Grady, L (1, 8) OBP: 0.368, SLG: 0.588 76 Dalton Kelly, L (6, 3) OBP: 0.500, SLG: 0.636		0-0 L4				0-0 G4-3			0-0 P5	2 0 0 0 0 0 0 2 0 0 0 0 0 2															
43 Mike Brosseau, R (1, 6) OBP: 0.500, SLG: 0.588 77 Taylor Walls, S (6, 6) OBP: 0.267, SLG: 0.154			0-0 56 BB 26 G4-6-3 1B			0-3 K			0-3 K	2 1 1 0 0 1 0 1 0 0 0 1 1 1															
19 Lucius Fox, S (1, 4) OBP: 0.400, SLG: 0.308 75 Tristan Gray, L (6, 5) OBP: 0.385, SLG: 0.455			0-0 26 G4-6-3 56 BB 1B			0-3 K			0-0 P6	2 0 1 0 0 1 0 1 0 0 0 0 0 2															
Inning Stats	R: 0 E: 0 K: 0 S: 4	H: 0 LOB: 0 BB: 0 P: 4	R: 1 E: 0 K: 1 S: 8	H: 1 LOB: 0 BB: 0 P: 9	R: 1 E: 0 K: 1 S: 6	H: 2 LOB: 1 BB: 1 P: 10	R: 0 E: 0 K: 3 S: 9	H: 0 LOB: 0 BB: 0 P: 9	R: 0 E: 0 K: 2 S: 7	H: 0 LOB: 0 BB: 0 P: 7		R: 1 E: 0 K: 2 S: 8	H: 1 LOB: 1 BB: 1 P: 13	R: 0 E: 0 K: 1 S: 5	H: 0 LOB: 2 BB: 2 P: 13	R: 0 E: 0 K: 3 S: 9	H: 0 LOB: 0 BB: 0 P: 9	R: 0 E: 0 K: 1 S: 6	H: 1 LOB: 1 BB: 0 P: 6	1B: 3 2B: 1 3B: 0 HR: 1	SF: 0 SAC: 0 DP: 1 HBP: 0	WP: 0 PB: 2 SB: 1 CS: 0	PA: 35		
PITCHER	IP	WLS	BF	H	R	ER	SO	BB	IBB	HBP	BLK	WP	HR	S	P	ERA	WHIP								
45 Jhoulys Chacin, R (1, 1) ERA: 6.75	3.0		12	3	2	2	2	1	0	0	0	0	1	18	23	6.00	1.333								
54 Sergio Romo, R (4, 1) ERA: 2.25	1.0		3	0	0	0	3	0	0	0	0	0	0	9	9	0.00	0.000								
36 Tyler Clippard, R (5, 1) ERA:	1.0		3	0	0	0	2	0	0	0	0	0	0	7	7	0.00	0.000								
65 Trevor May, R (6, 1) ERA:	1.0		5	1	1	0	2	1	0	0	0	0	0	8	13	0.00	2.000								
52 Zack Littell, R (7, 1) ERA:	1.0		5	0	0	0	1	2	0	0	0	0	0	5	13	0.00	2.000								
PITCHER	IP	WLS	BF	H	R	ER	SO	BB	IBB	HBP	BLK	WP	HR	S	P	ERA	WHIP								
62 Dakota Chalmers, R (8, 1) ERA:	1.0		3	0	0	0	3	0	0	0	0	0	0	9	9	0.00	0.000								
86 Edwar Colina, R (9, 1) ERA: 3.86	1.0	W	4	1	0	0	1	0	0	0	0	0	0	6	6	0.00	1.000								

AB	31
R	3
H	5
RBI	1
BB	4
SO	14
LOB	13



livebaseballscorecards.com


Batter	1	2	3	4	5	6	7	8	9
17 Austin Meadows, L OBP: 0.250, SLG: 0.250 79 René Pinto, R OBP: 0.300, SLG: 0.333 (1, 10) (7, PH) (8, 10)	0-0 P5		0-0 P5		4-0 7 1B BB		0-0 2B		
1 Willy Adames, R OBP: 0.450, SLG: 0.588 7 Michael Pérez, L OBP: 0.353, SLG: 0.643 (1, 6) (5, PH) (6, 2)	0-0 8 WP 1B			0-0 8 1B 40 1B 1B	0-0 35 BB 1B		0-0 G4-3		
8 Brandon Lowe, L OBP: 0.650, SLG: 0.714 35 Nathaniel Lowe, L OBP: 0.300, SLG: 0.294 (1, 4) (5, PH) (6, 3)	4-0 2 G6-4-3 1-2 BB			0-0 40 1B 1B	4-0 1-2 BB		0-2 K		
2 Yandy Díaz, R OBP: 0.269, SLG: 0.250 Zach Rutherford, R (1, 5) (6, 5)	0-0 G6-4-3 1-2			0-3 K	0-0 G6-3			0-0 G4-3	
25 Yoshi Tsutsugo, L OBP: 0.348, SLG: 0.450 Cal Stevenson, L (1, 7) (7, 7)		0-3 K		0-3 K		0-3 K		0-0 G4-3	
40 José Martínez, R OBP: 0.192, SLG: 0.167 Ford Proctor, L (1, 3) (6, 4)		0-0 G5-3		0-0 1-2 2-H 1B		0-3 K		0-3 K	
39 Kevin Kiermaier, L OBP: 0.190, SLG: 0.250 75 Nathan Lukes, L (1, 8) (7, 9)		0-3 K		0-3 K		4-0 BB			
10 Mike Zunino, R OBP: 0.353, SLG: 0.429 77 Taylor Walls, S OBP: 0.250, SLG: 0.143 (1, 2) (6, 6)			0-3 K		0-0 F8	0-3 K			
13 Manuel Margot, R OBP: 0.143, SLG: 0.150 31 Brian O'Grady, L OBP: 0.350, SLG: 0.556 (1, 9) (7, 8)			0-0 G6-3		0-0 F8		0-3 K		

Inning Stats	R: 0 E: 0 K: 3 S: 3	H: 1 LOB: 1 BB: 1 P: 7	R: 0 E: 0 K: 2 S: 7	H: 0 LOB: 0 BB: 0 P: 7	R: 0 E: 0 K: 1 S: 5	H: 0 LOB: 0 BB: 0 P: 5	R: 1 E: 0 K: 3 S: 12	H: 3 LOB: 2 BB: 0 P: 12	R: 0 E: 0 K: 0 S: 4	H: 1 LOB: 3 BB: 2 P: 12	R: 0 E: 0 K: 3 S: 9	H: 0 LOB: 1 BB: 1 P: 13	R: 0 E: 0 K: 2 S: 8	H: 1 LOB: 1 BB: 0 P: 8	R: 0 E: 0 K: 1 S: 5	H: 0 LOB: 0 BB: 0 P: 5
--------------	------------------------------	---------------------------------	------------------------------	---------------------------------	------------------------------	---------------------------------	-------------------------------	----------------------------------	------------------------------	----------------------------------	------------------------------	----------------------------------	------------------------------	---------------------------------	------------------------------	---------------------------------

PITCHER	IP	WLS	BF	H	R	ER	SO	BB	IBB	HBP	BLK	WP	HR	S	P	ERA	WHIP
85 Bruce Zimmermann, L ERA: 4.7	3.0		10	1	0	0	3	1	0	0	0	1	0	15	19	0.00	0.667
49 Cody Carroll, R ERA: 1.8	1.0	L	6	3	1	1	3	0	0	0	0	0	0	12	12	9.00	3.000
52 Brandon Kline, R ERA:	0.2		5	1	0	0	0	2	0	0	0	0	0	3	11	0.00	4.500
96 Isaac Mattson, R ERA:	0.1		1	0	0	0	0	0	0	0	0	0	0	1	1	0.00	0.000
63 Eric Hanhold, R ERA:	1.0		4	0	0	0	3	1	0	0	0	0	0	9	13	0.00	1.000

AB	R	H	RBI	BB	SO	LOB
2	0	0	0	1	0	0
1	0	1	0	0	0	0
2	1	2	0	0	0	0
2	0	1	0	0	0	1
1	0	1	0	1	0	0
1	0	0	0	1	1	1
3	0	0	0	0	1	7
1	0	0	0	0	0	0
3	0	0	0	0	3	2
1	0	0	0	0	0	0
2	0	1	1	0	0	0
2	0	0	0	0	2	0
2	0	0	0	1	2	2
0	0	0	0	0	0	0
2	0	0	0	0	1	0
1	0	0	0	0	1	1
2	0	0	0	0	0	0
1	0	0	0	0	1	0

AB	29
R	1
H	6
RBI	1
BB	4
SO	12
LOB	14



 WP: 1 PA: 33
 PB: 0
 SB: 0
 CS: 0

Baltimore Orioles @ Tampa Bay Rays
 Charlotte Sports Park, Port Charlotte, FL
 Sat Mar 07 2020, 1:07 PM - 3:55 PM EST
 Att. 2,968 - Sunny - 68 F

BOTTOM

livebaseballscorecards.com

Batter	1	2	3	4	5	6	7	8	9	AB R H RBI BB SO LOB	TOP												
56 Randy Arozarena, R (1, 8) OBP: 0.708, SLG: 0.733 19 Lucius Fox, S (6, 8) OBP: 0.375, SLG: 0.286	0-0 F9		4-0 5 S BB		4-0 11 S BB		0-3 K			1 0 0 0 2 0 0 1 0 0 0 0 1 1													
5 Chris Herrmann, L (1, 2) OBP: 0.412, SLG: 0.375 74 Brett Sullivan, L (6, 2) OBP: 0.333, SLG: 0.545	0-0 G1-6-3		0-3 K		0-0 F9		0-0 G5-3			3 0 0 0 0 1 2 1 0 0 0 0 0 1													
11 Hunter Renfroe, R (1, 9) OBP: 0.269, SLG: 0.250 76 Connor Hollis, R (6, 9) 78 Miles Mastrobuoni, L (7, 9) OBP: 0.313, SLG: 0.286	1-0 26 1B HBP		0-0 F8		1-0 P3			0-0 F9		2 0 0 0 0 0 2 0 0 0 0 0 0 0 1 0 0 0 0 0 0													
26 Ji Man Choi, L (1, 3) OBP: 0.462, SLG: 0.421 76 Dalton Kelly, L (6, 3) OBP: 0.533, SLG: 0.750	0-0 1-3 1B		0-3 K			0-0 G4-3		0-0 2B		3 0 1 0 0 1 1 1 0 1 0 0 0 0													
18 Joey Wendle, L (1, 6) OBP: 0.304, SLG: 0.652 88 Johnny Davis, S (6, 7)	0-0 G4-3			0-0 G1-3		0-2 K		0-3 K		3 0 0 0 0 1 2 1 0 0 0 0 1 1													
28 Daniel Robertson, R (1, 5) OBP: 0.391, SLG: 0.316 86 Nick Sogard, S (6, 5)		0-3 K		0-3 K		0-0 L7		0-0 G5-3		3 0 0 0 0 2 0 1 0 0 0 0 0 1													
60 Dylan Cozens, L (1, 10) OBP: 0.286, SLG: 0.176 55 Ronaldo Hernández, R (7, PH) OBP: 0.214, SLG: 0.214		0-3 K		4-0 BB			0-0 F7		0-3 K	1 0 0 0 1 1 0 2 0 0 0 0 1 0	AB 30 R 1 H 3 RBI 1 BB 4 SO 11 LOB 13												
43 Mike Brosseau, R (1, 4) OBP: 0.500, SLG: 0.556 22 Vidal Bruján, S (6, 4) OBP: 0.176, SLG: 0.250		1-0 HBP		0-0 F8			4-0 0 E 0 1B BB		0-0 G6-3	1 0 0 0 0 0 1 1 1 0 0 1 0 0													
73 Ryan LaMarre, R (1, 7) OBP: 0.238, SLG: 0.300 0 Wander Franco, S (6, 6) OBP: 0.286, SLG: 0.286		0-3 K			0-3 K		1-0 SAFE 1-H 1B		0-0 G4-3	2 0 0 0 0 2 1 2 0 1 1 0 0 0													
Inning Stats	R: 0 E: 0 K: 0 S: 4	H: 1 LOB: 2 BB: 0 P: 5	R: 0 E: 0 K: 3 S: 9	H: 0 LOB: 1 BB: 0 P: 10	R: 0 E: 0 K: 2 S: 7	H: 0 LOB: 1 BB: 1 P: 11	R: 0 E: 0 K: 1 S: 5	H: 0 LOB: 1 BB: 1 P: 9	R: 0 E: 0 K: 1 S: 5	H: 0 LOB: 0 BB: 0 P: 5	R: 1 E: 1 K: 1 S: 6	H: 1 LOB: 1 BB: 1 P: 11	R: 0 E: 0 K: 1 S: 6	H: 1 LOB: 1 BB: 0 P: 6	R: 0 E: 0 K: 1 S: 5	H: 0 LOB: 0 BB: 0 P: 5	1B: 2 2B: 1 3B: 0 HR: 0	SF: 0 SAC: 0 DP: 0 HBP: 2	WP: 0 PB: 0 SB: 2 CS: 0	PA: 36			
PITCHER	IP WLS BF H R ER SO BB IBB HBP BLK WP HR S P ERA WHIP	IP WLS BF H R ER SO BB IBB HBP BLK WP HR S P ERA WHIP	IP WLS BF H R ER SO BB IBB HBP BLK WP HR S P ERA WHIP	IP WLS BF H R ER SO BB IBB HBP BLK WP HR S P ERA WHIP	IP WLS BF H R ER SO BB IBB HBP BLK WP HR S P ERA WHIP	IP WLS BF H R ER SO BB IBB HBP BLK WP HR S P ERA WHIP	IP WLS BF H R ER SO BB IBB HBP BLK WP HR S P ERA WHIP	IP WLS BF H R ER SO BB IBB HBP BLK WP HR S P ERA WHIP	IP WLS BF H R ER SO BB IBB HBP BLK WP HR S P ERA WHIP	IP WLS BF H R ER SO BB IBB HBP BLK WP HR S P ERA WHIP	IP WLS BF H R ER SO BB IBB HBP BLK WP HR S P ERA WHIP	IP WLS BF H R ER SO BB IBB HBP BLK WP HR S P ERA WHIP	IP WLS BF H R ER SO BB IBB HBP BLK WP HR S P ERA WHIP	IP WLS BF H R ER SO BB IBB HBP BLK WP HR S P ERA WHIP	IP WLS BF H R ER SO BB IBB HBP BLK WP HR S P ERA WHIP	IP WLS BF H R ER SO BB IBB HBP BLK WP HR S P ERA WHIP	IP WLS BF H R ER SO BB IBB HBP BLK WP HR S P ERA WHIP	IP WLS BF H R ER SO BB IBB HBP BLK WP HR S P ERA WHIP	IP WLS BF H R ER SO BB IBB HBP BLK WP HR S P ERA WHIP	IP WLS BF H R ER SO BB IBB HBP BLK WP HR S P ERA WHIP	IP WLS BF H R ER SO BB IBB HBP BLK WP HR S P ERA WHIP		
26 Mike Foltyniewicz, R (1, 1) ERA: 5.14 75 Grant Dayton, L (4, 1) ERA: 8.31 36 Mark Melancon, R (6, 1) ERA: 33 A.J. Minter, L (7, 1) ERA: 67 Phil Pfeifer, L (7, 1) ERA:	3.2 1.1 1.0 0.2 1.1	3.2 1.1 1.0 0.2 1.1	3.2 1.1 1.0 0.2 1.1	3.2 1.1 1.0 0.2 1.1	3.2 1.1 1.0 0.2 1.1	3.2 1.1 1.0 0.2 1.1	3.2 1.1 1.0 0.2 1.1	3.2 1.1 1.0 0.2 1.1	3.2 1.1 1.0 0.2 1.1	3.2 1.1 1.0 0.2 1.1	3.2 1.1 1.0 0.2 1.1	3.2 1.1 1.0 0.2 1.1	3.2 1.1 1.0 0.2 1.1	3.2 1.1 1.0 0.2 1.1	3.2 1.1 1.0 0.2 1.1	3.2 1.1 1.0 0.2 1.1	3.2 1.1 1.0 0.2 1.1	3.2 1.1 1.0 0.2 1.1	3.2 1.1 1.0 0.2 1.1	3.2 1.1 1.0 0.2 1.1	3.2 1.1 1.0 0.2 1.1	3.2 1.1 1.0 0.2 1.1	
61 Chad Sobotka, R (9, 1) ERA: 1.93	1.0 3 0 0 0 1 0 0 0 0 0 0 0 7 7 0.00 0.750	1.0 3 0 0 0 1 0 0 0 0 0 0 0 7 7 0.00 0.750	1.0 3 0 0 0 1 0 0 0 0 0 0 0 7 7 0.00 0.750	1.0 3 0 0 0 1 0 0 0 0 0 0 0 7 7 0.00 0.750	1.0 3 0 0 0 1 0 0 0 0 0 0 0 7 7 0.00 0.750	1.0 3 0 0 0 1 0 0 0 0 0 0 0 7 7 0.00 0.750	1.0 3 0 0 0 1 0 0 0 0 0 0 0 7 7 0.00 0.750	1.0 3 0 0 0 1 0 0 0 0 0 0 0 7 7 0.00 0.750	1.0 3 0 0 0 1 0 0 0 0 0 0 0 7 7 0.00 0.750	1.0 3 0 0 0 1 0 0 0 0 0 0 0 7 7 0.00 0.750	1.0 3 0 0 0 1 0 0 0 0 0 0 0 7 7 0.00 0.750	1.0 3 0 0 0 1 0 0 0 0 0 0 0 7 7 0.00 0.750	1.0 3 0 0 0 1 0 0 0 0 0 0 0 7 7 0.00 0.750	1.0 3 0 0 0 1 0 0 0 0 0 0 0 7 7 0.00 0.750	1.0 3 0 0 0 1 0 0 0 0 0 0 0 7 7 0.00 0.750	1.0 3 0 0 0 1 0 0 0 0 0 0 0 7 7 0.00 0.750	1.0 3 0 0 0 1 0 0 0 0 0 0 0 7 7 0.00 0.750	1.0 3 0 0 0 1 0 0 0 0 0 0 0 7 7 0.00 0.750	1.0 3 0 0 0 1 0 0 0 0 0 0 0 7 7 0.00 0.750	1.0 3 0 0 0 1 0 0 0 0 0 0 0 7 7 0.00 0.750	1.0 3 0 0 0 1 0 0 0 0 0 0 0 7 7 0.00 0.750	1.0 3 0 0 0 1 0 0 0 0 0 0 0 7 7 0.00 0.750	1.0 3 0 0 0 1 0 0 0 0 0 0 0 7 7 0.00 0.750

Tampa Bay Rays @ Atlanta Braves
CoolToday Park, North Port, FL
Sat Mar 07 2020, 1:05 PM - 3:46 PM EST
Att. 6,681 - Sunny - 66 F

livebaseballscorecards.com



Batter	1	2	3	4	5	6	7	8	9	AB R H RBI BB SO LOB
11 Ender Inciarte, L (1, 8) OBP: 0.316, SLG: 0.200 68 Cristian Pache, R (6, PR) OBP: 0.304, SLG: 0.524 (7, 8)	0-3 K		0-0 P4			4-0 BB 1-2 L6-3-4			0-0 70 SF8 3B	2 0 0 0 1 1 1 1 1 1 0 0 0 0
1 Ozzie Albies, S (1, 4) OBP: 0.360, SLG: 0.417 70 Yangelis Solarte, S (7, 4) OBP: 0.211, SLG: 0.125	0-0 L8		0-3 K			0-0 L6-3-4 1-1 2-2			0-0 SF8	3 0 0 0 0 1 3 0 0 0 1 0 0 0
5 Freddie Freeman, L (1, 3) OBP: 0.538, SLG: 0.375 58 Peter O'Brien, R (7, 3) OBP: 0.304, SLG: 0.700	0-0 FC6-4 1B				0-0 G4-3				0-0 G6-3	2 0 1 0 0 0 0 2 0 0 0 0 1 0
20 Marcell Ozuna, R (1, 7) OBP: 0.105, SLG: 0.056 81 Drew Waters, S (7, 7) OBP: 0.266, SLG: 0.211	0-0 FC6-4 1-2				0-3 K				0-0 G5-3 1B	2 0 0 0 0 1 1 2 0 1 0 0 0 0
22 Nick Markakis, L (1, 9) OBP: 0.250, SLG: 0.455 18 Rafael Ortega, L (7, 9) OBP: 0.429, SLG: 0.421		0-0 G4-3			0-0 G4-3				0-0 P6	2 0 0 0 0 0 0 1 0 0 0 1 0 1
27 Austin Riley, R (1, 10) OBP: 0.333, SLG: 0.609 8 Charlie Culberson, R (7, PH) OBP: 0.364, SLG: 0.294 (8, 10)		0-3 K			0-0 G5-3				0-1 G6-3 1-2	2 0 0 0 0 1 0 1 0 0 0 0 0 1
17 Johan Camargo, S (1, 5) OBP: 0.381, SLG: 0.550 76 Sean Kazmar Jr., R (8, 5) OBP: 0.357, SLG: 0.538		0-3 K			0-0 L4				0-0 F8	2 0 0 0 0 1 0 1 0 0 0 0 0 0
24 Adeiny Hechavarria, R (1, 6) OBP: 0.429, SLG: 0.429 0 Pete Kozma, R (6, 6) OBP: 0.200, SLG: 0.077			0-0 1B		0-0 G1-3				0-0 G5-3	2 0 1 0 0 0 0 1 0 0 0 0 0 0
12 Alex Jackson, R (1, 2) OBP: 0.214, SLG: 0.083 0 Jonathan Morales, R (7, 2) OBP: 0.400, SLG: 0.400			0-3 K			4-0 BB L6-3-4 11 BB			0-3 K	1 0 0 0 1 1 1 1 0 0 0 0 1 0

BOTTOM	
Tampa Bay Rays @ Atlanta Braves CoolToday Park, North Port, FL Sat Mar 07 2020, 1:05 PM - 3:46 PM EST Att. 6,681 - Sunny - 66 F	
AB 28 R 1 H 4 RBI 1 BB 3 SO 8 LOB 8	WP: 0 PA: 32 PB: 0 SB: 1 CS: 0

PITCHER		IP	WLS	BF	H	R	ER	SO	BB	IBB	HBP	BLK	WP	HR	S	P	ERA	WHIP
67 Joe Ryan, R (1, 1) ERA: 6.14		3.0		11	2	0	0	5	0	0	0	0	0	0	21	21	0.00	0.667
81 Ryan Thompson, R (4, 1) ERA:		2.0		6	0	0	0	1	0	0	0	0	0	0	8	8	0.00	0.000
84 John Curtiss, R (6, 1) ERA:		2.0		7	0	0	0	1	3	0	0	0	0	0	7	19	0.00	1.500
65 D.J. Snelten, L (8, 1) ERA: 1.8		1.0	H	3	0	0	0	1	0	0	0	0	0	0	5	5	0.00	0.000
82 Tyler Zombro, R (9, 1) ERA: 1.5		1.0	B	5	2	1	1	0	0	0	0	0	0	0	5	5	9.00	2.000

Batter	1	2	3	4	5	6	7	8	9	AB R H RBI BB SO LOB	TOP																									
5 Guillermo Heredia, R (1, 8) OBP: 0.222, SLG: 0.235 13 Ke'Bryan Hayes, R (6, 5) OBP: 0.444, SLG: 0.500	1-3 K		0-0 F9		0-3 K			4-0 83 G6-3 BB	4-0 1-2 BB	3 0 0 0 0 2 1 0 0 0 0 2 0 0																										
10 Bryan Reynolds, S (1, 10) OBP: 0.522, SLG: 0.500 83 Jason Delay, R (8, PH) OBP: 0.333, SLG: 0.286 (8, 10)	4-0 19 WP 19 1B BB		0-0 G6-3			0-3 K		0-0 G6-3	0-3 K	2 1 0 0 1 1 0 2 0 0 0 0 1 4																										
36 José Osuna, R (1, 3) OBP: 0.385, SLG: 0.391 31 Will Craig, R (6, 3) OBP: 0.306, SLG: 0.429	0-3 K			0-0 F9		0-0 G6-3		0-3 K		3 0 0 0 0 1 1 1 0 0 0 0 1 1																										
19 Colin Moran, L (1, 5) OBP: 0.333, SLG: 0.609 68 Jake Elmore, R (6, PR) OBP: 0.053, SLG: 0.105 (6, 4)	1-0 1-H 1B			0-0 G4-3		0-0 1B		0-0 G6-3		3 0 2 1 0 0 0 1 0 0 0 0 0 1																										
64 Phillip Evans, R (1, 4) OBP: 0.462, SLG: 0.652 76 Jared Oliva, R (6, 8) OBP: 0.269, SLG: 0.360	0-0 F9			0-0 3 BLK 2B		0-3 K			0-0 73 2B 1B	3 0 1 0 0 1 2 1 1 1 0 0 0 0																										
3 Cole Tucker, S (1, 6) OBP: 0.385, SLG: 0.609 29 Sócrates Brito, L (7, 9) OBP: 0.238, SLG: 0.250		0-0 G4-3		0-0 F7			0-0 F8		0-0 F7	3 0 0 0 0 0 1 1 0 0 0 0 0 1																										
15 JT Riddle, L (1, 7) OBP: 0.300, SLG: 0.556 73 Charles Tilson, L (7, PR) OBP: 0.350, SLG: 0.250 (7, 7)		0-0 F7			0-0 F9		0-0 58 1B 51 G3-2-9-1 1B		0-0 61 WP 1-H 2B	3 0 1 0 0 0 0 1 0 1 1 0 0 0																										
58 Jacob Stallings, R (1, 2) OBP: 0.421, SLG: 0.500 61 Oneil Cruz, L (7, PR) OBP: 0.217, SLG: 0.364 (7, 6)		0-0 G1-3			0-0 F8		0-0 51 G3-2-5-1 1B		1-3 K	3 0 1 0 0 0 0 1 0 0 0 0 1 1																										
51 Jason Martin, L (1, 9) OBP: 0.300, SLG: 0.400 80 Andrew Susac, R (7, 2) OBP: 0.571, SLG: 0.400			0-0 G5-3			0-0 1B		0-0 G3-2-5-1 1-2 3-Hf	4-0 13 BB BB	3 0 1 0 0 0 2 0 0 0 0 1 0 0																										
Inning Stats	R: 1 E: 0 K: 2 S: 8	H: 1 LOB: 1 BB: 1 P: 14	R: 0 E: 0 K: 0 S: 3	H: 0 LOB: 0 BB: 0 P: 3	R: 0 E: 0 K: 0 S: 3	H: 0 LOB: 0 BB: 0 P: 3	R: 0 E: 0 K: 0 S: 4	H: 1 LOB: 1 BB: 0 P: 4	R: 0 E: 0 K: 1 S: 6	H: 1 LOB: 1 BB: 0 P: 6	R: 0 E: 0 K: 2 S: 8	H: 1 LOB: 1 BB: 0 P: 8	R: 0 E: 0 K: 0 S: 4	H: 2 LOB: 2 BB: 0 P: 4	R: 0 E: 0 K: 1 S: 5	H: 0 LOB: 1 BB: 1 P: 9	R: 1 E: 0 K: 2 S: 9	H: 2 LOB: 3 BB: 2 P: 18	1B: 6 2B: 3 3B: 0 HR: 0	SF: 0 SAC: 0 DP: 1 HBP: 0	WP: 2 PB: 0 SB: 0 CS: 0	PA: 38														
PITCHER	IP WLS BF H R ER SO BB IBB HBP BLK WP HR S P ERA WHIP																																			
61 Josh Fleming, L (1, 1) ERA: 3.38	3.0		11	1	1	1	2	1	0	0	0	1	0	14	20	3.00	0.667																			
15 Aaron Loup, L (4, 1) ERA: 2.25	1.0		4	1	0	0	0	0	0	0	1	0	0	4	4	0.00	1.000																			
70 Nick Anderson, R (5, 1) ERA:	1.0		4	1	0	0	1	0	0	0	0	0	0	6	6	0.00	1.000																			
47 Oliver Drake, R (6, 1) ERA:	1.0	H	4	1	0	0	2	0	0	0	0	0	0	8	8	0.00	1.000																			
86 Brooks Ponders, R (7, 1) ERA:	1.0	H	4	2	0	0	0	0	0	0	0	0	0	4	4	0.00	2.000																			
PITCHER	IP WLS BF H R ER SO BB IBB HBP BLK WP HR S P ERA WHIP																																			
57 Aaron Slegers, R (8, 1) ERA: 6.75	1.0	H	4	0	0	0	1	1	0	0	0	0	0	5	9	0.00	1.000																			
64 Sam McWilliams, R (9, 1) ERA: 8.31	1.0	B	7	2	1	1	2	2	0	0	0	1	0	9	18	9.00	4.000																			

Pittsburgh Pirates @ Tampa Bay Rays
Charlotte Sports Park, Port Charlotte, FL

Sun Mar 08 2020, 1:07 PM - 4:05 PM EDT
Att. 3,437 - Partly Cloudy - 70 F

livebaseballscorecards.com

AB	34
R	2
H	8
RBI	2
BB	4
SO	8
LOB	15



Batter	1	2	3	4	5	6	7	8	9	AB	R	H	RBI	BB	SO	LOB
17 Austin Meadows, L (1, 7) 60 Dylan Cozens, L (6, 7) OBP: 0.222, SLG: 0.217 OBP: 0.273, SLG: 0.167	0-0 F7		0-3 K		0-0 FC6 2 1B 1-2 2-H		0-3 K			3	0	0	0	0	1	1
11 Hunter Renfro, R (1, 9) 90 Moisés Gómez, R (6, 9) OBP: 0.276, SLG: 0.231	0-0 F8		0-0 G4-3		1-0 2 1B HBP			0-0 F9		2	0	0	0	0	0	0
8 Brandon Lowe, L (1, 4) 78 Miles Mastrobuoni, L (6, 4) OBP: 0.565, SLG: 0.588 OBP: 0.294, SLG: 0.267	0-3 K		0-3 K		0-3 K			0-0 F7		3	0	0	0	0	3	2
2 Yandy Díaz, R (1, 5) 31 Brian O'Grady, L (6, 5) OBP: 0.345, SLG: 0.385 OBP: 0.333, SLG: 0.526		0-0 35 WP 3B		4-0 10 WP BB	0-0 1B 1-2 2-H			0-0 G3		2	1	2	0	1	0	0
35 Nathaniel Lowe, L (1, 3) 76 Dalton Kelly, L (7, 3) OBP: 0.261, SLG: 0.250 OBP: 0.500, SLG: 0.692		1-3 K		0-0 F7		0-3 K		0-0 F8		3	0	0	0	0	2	1
10 Mike Zunino, R (1, 10) 79 René Pinto, R (9, PH) OBP: 0.300, SLG: 0.353 OBP: 0.273, SLG: 0.300		0-0 F8		1-3 K		0-3 K		0-3 K		3	0	0	0	0	2	1
44 Kevan Smith, R (1, 2) Ronaldo Hernández, R (6, PH) OBP: 0.333, SLG: 0.294 OBP: 0.188, SLG: 0.188		0-0 1 1B		0-0 G5-3		0-0 F8		0-3 K		2	0	1	0	0	0	1
1 Willy Adames, R (1, 6) Vidal Bruján, S (6, 6) OBP: 0.500, SLG: 0.611 OBP: 0.167, SLG: 0.235		0-0 1B		4-0 13 BB 17 E BB		0-0 G4-3				1	1	1	0	1	0	0
13 Manuel Margot, R (1, 8) Lucius Fox, S (6, 8) OBP: 0.174, SLG: 0.143 OBP: 0.353, SLG: 0.267		0-3 K		4-0 17 FC6 BB		0-3 K				1	0	0	0	1	1	2

Inning Stats	R: 0	H: 0	E: 0	K: 1	S: 5	H: 0	LOB: 0	BB: 0	P: 5	R: 1	H: 3	E: 0	K: 2	S: 10	R: 0	H: 0	E: 0	K: 2	S: 7	R: 0	H: 0	E: 0	K: 1	S: 5	R: 1	H: 1	E: 1	K: 1	S: 5	R: 0	H: 0	E: 0	K: 2	S: 7	R: 0	H: 0	E: 0	K: 2	S: 7	R: 0	H: 0	E: 0	K: 0	S: 3	R: 0	H: 0	E: 0	K: 2	S: 7	R: 0	H: 0	E: 0	K: 2	S: 7	1B: 3	2B: 0	3B: 1	HR: 0	SF: 0	SAC: 0	DP: 0	HBP: 1	WP: 2	PB: 0	SB: 0	CS: 0	PA: 34
--------------	------	------	------	------	------	------	--------	-------	------	------	------	------	------	-------	------	------	------	------	------	------	------	------	------	------	------	------	------	------	------	------	------	------	------	------	------	------	------	------	------	------	------	------	------	------	------	------	------	------	------	------	------	------	------	------	-------	-------	-------	-------	-------	--------	-------	--------	-------	-------	-------	-------	--------

PITCHER	IP	WLS	BF	H	R	ER	SO	BB	IBB	HBP	BLK	WP	HR	S	P	ERA	WHIP
23 Mitch Keller, R (1, 1) ERA: 6.0	3.0		13	3	1	1	5	1	0	0	0	1	0	22	27	3.00	1.333
77 Luis Escobar, R (4, 1) ERA: 9.0	1.0		3	0	0	0	1	0	0	0	0	1	0	5	6	0.00	0.000
54 Sam Howard, L (5, 1) ERA: 9.64	1.0		6	1	1	1	1	2	0	1	0	0	0	5	14	9.00	3.000
71 Nik Turley, L (6, 1) ERA:	1.0		3	0	0	0	2	0	0	0	0	0	0	7	7	0.00	0.000
38 Yackel Ríos, R (7, 1) ERA: 9.0	1.0		3	0	0	0	2	0	0	0	0	0	0	7	7	0.00	0.000

PITCHER	IP	WLS	BF	H	R	ER	SO	BB	IBB	HBP	BLK	WP	HR	S	P	ERA	WHIP
63 Miguel Del Pozo, L (8, 1) ERA: 6.35	1.0		3	0	0	0	0	0	0	0	0	0	0	3	3	0.00	0.000
56 Montana DuRapau, R (9, 1) ERA:	1.0		3	0	0	0	2	0	0	0	0	0	0	7	7	0.00	0.000


BOTTOM

Pittsburgh Pirates @ Tampa Bay Rays
 Charlotte Sports Park, Port Charlotte, FL

Sun Mar 08 2020, 1:07 PM - 4:05 PM EDT
 Att: 3,437 - Party Cloudy - 70 F

livebaseballscorecards.com

AB	30
R	2
H	4
RBI	0
BB	3
SO	13
LOB	8



Batter	1	2	3	4	5	6	7	8	9	AB R H RBI BB SO LOB	TOP		
25 Yoshi Tsutsugo, L (1, 5) OBP: 0.308, SLG: 0.391 80 Grant Kay, R (6, 4)	0-0 G4-3		0-3 K			0-0 G5-3		0-0 F7		3 0 0 0 0 1 1 1 0 0 0 0 0 0			
40 José Martínez, R (1, 3) OBP: 0.207, SLG: 0.185 79 René Pinto, R (6, 2)	0-0 F8		0-0 1B			0-0 E4 43 F9 39 BB		0-0 G5-3		3 0 1 0 0 0 0 1 0 0 0 0 0 0			
39 Kevin Kiermaier, L (1, 8) OBP: 0.208, SLG: 0.227 75 Michael Smith, L (6, 8)	0-3 K		0-3 K			4-0 BB			0-0 E4 77 FC3-6 84 1B	2 0 0 0 1 2 2 1 1 0 0 0 0 0			
1 Willy Adames, R (1, 6) OBP: 0.500, SLG: 0.650 43 Mike Brosseau, R (6, PH) OBP: 0.500, SLG: 0.526 (6, 5)		0-0 2B			0-0 F8		0-0 F9		4-0 BB	2 0 1 0 0 0 0 1 0 0 0 1 0 2			
18 Joey Wendle, L (1, 4) OBP: 0.280, SLG: 0.600 77 Taylor Walls, S (6, PH) OBP: 0.222, SLG: 0.125 (6, 6)		0-3 K			0-0 G4-3		0-3 K		0-0 FC3-6 76 1B	2 0 0 0 0 1 1 2 1 0 0 0 1 4			
28 Daniel Robertson, R (1, 10) OBP: 0.348, SLG: 0.273 84 Joey Roach, L (9, PH) OBP: 1.000, SLG: 1.000		0-0 2B			0-0 P6		0-3 K		0-0 76 1B 74 2B 1B	3 0 0 0 0 1 1 1 1 1 1 0 0 0			
7 Michael Pérez, L (1, 2) OBP: 0.316, SLG: 0.563 76 Dalton Kelly, L (6, 3) OBP: 0.500, SLG: 0.667		0-0 P6			0-0 G3		0-3 K		0-0 74 2B 1B	2 0 0 0 0 0 1 2 0 1 1 0 1 0			
73 Ryan LaMarre, R (1, 7) OBP: 0.217, SLG: 0.273 74 Brett Sullivan, L (6, 7) OBP: 0.357, SLG: 0.615			0-0 G6-3		0-0 G6-3		0-0 G3		0-0 2B	2 0 0 0 0 0 0 2 0 1 1 0 0 0			
31 Brian O'Grady, L (1, 9) OBP: 0.348, SLG: 0.524 78 Miles Mastrobuoni, L (6, 9) OBP: 0.263, SLG: 0.235			0-0 1B		0-2 K			0-0 G5-3	0-0 F7	2 0 1 0 0 1 0 2 0 0 0 0 0 1			
Inning Stats	R: 0 H: 0 E: 0 LOB: 0 K: 1 BB: 0 S: 5 P: 5	R: 0 H: 1 E: 0 LOB: 1 K: 1 BB: 0 S: 6 P: 6	R: 0 H: 2 E: 0 LOB: 2 K: 2 BB: 0 S: 9 P: 9	R: 0 H: 0 E: 0 LOB: 0 K: 0 BB: 0 S: 3 P: 3	R: 0 H: 0 E: 0 LOB: 0 K: 1 BB: 0 S: 5 P: 5	R: 0 H: 0 E: 1 LOB: 2 K: 1 BB: 1 S: 6 P: 10	R: 0 H: 0 E: 0 LOB: 0 K: 2 BB: 0 S: 7 P: 7	R: 0 H: 0 E: 0 LOB: 0 K: 0 BB: 0 S: 3 P: 3	R: 3 H: 3 E: 1 LOB: 1 K: 0 BB: 1 S: 6 P: 10	1B: 4 SF: 0 2B: 2 SAC: 0 3B: 0 DP: 0 HR: 0 HBP: 0	WP: 0 PA: 36 PB: 0 SB: 0 CS: 0		
PITCHER	IP WLS BF H R ER SO BB IBB HBP BLK WP HR S P ERA WHIP											PITCHER	IP WLS BF H R ER SO BB IBB HBP BLK WP HR S P ERA WHIP
99 Hyun Jin Ryu, L (1, 1) ERA: 1.42	4.1 W 16 3 0 0 4 0 0 0 0 0 0 0 24 24 0.00 0.692											59 Yennsy Diaz, R (9, 1) ERA: 4.91	0.2 6 3 3 2 0 1 0 0 0 0 0 0 4 4 0.00 0.000
63 Wilmer Font, R (5, 1) ERA: 7.36	0.2 2 0 0 0 1 0 0 0 0 0 0 0 4 4 0.00 0.000											79 Travis Bergen, L (9, 1) ERA:	0.1 1 0 0 0 0 0 0 0 0 0 0 0 1 1 0.00 0.000
20 Marc Rzepczynski, L (6, 1) ERA:	0.2 4 0 0 0 0 1 0 0 0 0 0 0 3 7 0.00 1.500												
60 Justin Miller, R (6, 1) ERA:	1.1 4 0 0 0 3 0 0 0 0 0 0 0 10 10 0.00 0.000												
Elvis Luciano, R (8, 1) ERA:	1.0 3 0 0 0 0 0 0 0 0 0 0 0 3 3 0.00 0.000												

Tampa Bay Rays @ Toronto Blue Jays
 TD Ballpark, Dunedin, FL
 Mon Mar 09 2020, 1:07 PM - 4:20 PM EDT
 Att. 4,297 - Partly Cloudy - 75 F

AB	34
R	3
H	6
RBI	3
BB	2
SO	8
LOB	13



Batter	1	2	3	4	5	6	7	8	9
11 Bo Bichette, R (1, 6) OBP: 0.345, SLG: 0.560 33 Rubén Tejada, R (6, 6) OBP: 0.353, SLG: 0.643									
8 Cavan Biggio, L (1, 4) OBP: 0.385, SLG: 0.250 80 Logan Warmoth, R (6, 4) OBP: 0.217, SLG: 0.200									
13 Lourdes Gurriel Jr., R (1, 10) OBP: 0.360, SLG: 0.435 85 Alejandro Kirk, R (7, PH) OBP: 0.667, SLG: 0.875 91 Reggie Pruitt, R (8, PR) OBP: 0.500, SLG: 1.750									
27 Vladimir Guerrero Jr., R (1, 5) OBP: 0.346, SLG: 0.522 91 Vinny Capra, R (6, 5)									
6 Travis Shaw, L (1, 3) OBP: 0.333, SLG: 0.522 96 Christian Williams, L (6, 3)									
9 Danny Jansen, R (1, 2) OBP: 0.529, SLG: 1.071 76 Riley Adams, R (7, 2) OBP: 0.375, SLG: 1.000									
28 Billy McKinney, L (1, 9) OBP: 0.391, SLG: 0.600 92 Griffin Conine, L (6, 9)									
30 Anthony Alford, R (1, 8) OBP: 0.174, SLG: 0.261 79 Demi Orimoloye, R (6, 8)									
82 Forrest Wall, L (1, 7) OBP: 0.304, SLG: 0.550 92 Mitch Walding, L (7, 7)									

AB	R	H	RBI	BB	SO	LOB
2	1	0	0	1	1	2
2	0	1	0	0	0	0
1	1	0	0	2	0	0
2	0	0	0	0	2	1
3	0	0	0	0	0	3
1	1	1	0	1	0	0
0	0	0	0	0	0	0
2	1	0	0	1	0	1
1	1	0	0	1	0	2
2	1	1	1	1	1	0
1	0	0	0	0	1	2
3	1	1	4	0	1	1
1	1	1	3	0	0	0
2	0	1	0	1	0	1
1	0	0	0	0	1	0
3	0	1	0	0	1	2
0	0	0	0	0	0	0
3	0	0	0	0	1	3
1	0	0	0	0	1	1

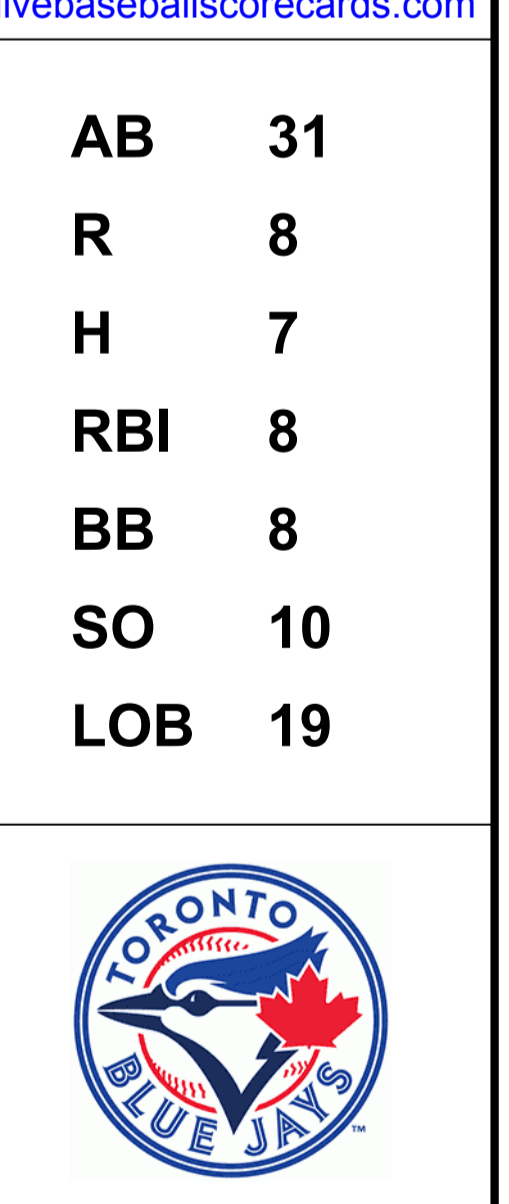
AB	R	H	RBI	BB	SO	LOB
31	8	7	8	8	10	19

Inning	1	2	3	4	5	6	7	8	9
R	5	0	0	0	0	0	3	0	0
H	1	0	2	0	1	0	1	2	0
E	1	0	0	0	0	0	0	0	0
K	2	0	1	0	1	2	3	1	3
S	9	3	7	3	6	7	11	6	6
LOB	2	0	2	1	1	0	1	2	0
BB	5	0	0	1	0	0	2	0	0
P	31	3	7	7	6	7	20	6	6

WP	HR	S	P	ERA	WHIP
1	0	0	40		

Tampa Bay Rays @ Toronto Blue Jays
 TD Ballpark, Dunedin, FL
 Mon Mar 09 2020, 1:07 PM - 4:20 PM EDT
 Att: 4,297 - Party Cloudy - 75 F

livebaseballscorecards.com



PITCHER	IP	WLS	BF	H	R	ER	SO	BB	IBB	HBP	BLK	WP	HR	S	P	ERA	WHIP
4 Blake Snell, L (1, 1) ERA: 27.0	0.1	L	5	0	4	4	0	4	0	0	0	0	0	1	17	108.00	12.000
34 Trevor Richards, R (1, 1) ERA: 7.04	2.2		13	3	1	1	3	1	0	0	0	1	1	18	24	3.38	1.500
68 Jalen Beeks, L (4, 1) ERA: 1.93	2.2		10	1	0	0	2	1	0	0	0	0	0	13	17	0.00	0.750
36 Andrew Kittredge, R (6, 1) ERA: 4.5	2.1		12	3	3	3	5	2	0	1	0	0	1	20	29	11.57	2.143

Batter	1	2	3	4	5	6	7	8	9	AB	R	H	RBI	BB	SO	LOB	TOP
5 Kevin Pillar, R (1, 8) OBP: 0.394, SLG: 0.484 92 Jarren Duran, L (6, 8) OBP: 0.333, SLG: 0.458	0-1 FC5-4 11 1B		0-0 F9	0-0 G5-3		0-0 P6		0-3 K		4	0	1	0	0	0	0	
11 Rafael Devers, L (1, 5) OBP: 0.286, SLG: 0.550 36 Jonathan Araúz, S (6, 5) OBP: 0.267, SLG: 0.357	0-0 FC5-4 19 S 2 BB 1-2f		0-3 K		0-0 P6		4-0 25 2B BB	0-0 G3		3	0	0	0	0	1	1	
2 Xander Bogaerts, R (1, 6) OBP: 0.143, SLG: 0.077 40 Marco Hernández, L (4, 6) OBP: 0.179, SLG: 0.083	4-0 1-2 BB		0-0 23 1B 1B		0-0 F9		0-3 K		0-3 K 68 G4-3	1	1	1	0	1	0	0	
23 Michael Chavis, R (1, 3) OBP: 0.290, SLG: 0.393 68 Jantzen Witte, R (7, 3) OBP: 0.412, SLG: 0.500	0-0 F6		0-0 19 1B 12 1B 1-2		4-0 19 2B S BB		0-3 K		0-0 G4-3 1-2	3	2	1	0	1	1	3	
19 Jackie Bradley Jr., L (1, 9) OBP: 0.452, SLG: 0.690 25 Kevin Plawecki, R (6, 2) OBP: 0.600, SLG: 0.526	1-0 G4-3 2-3		0-0 12 1B 1-2 2-H		1-0 2B 1-H		0-0 2B		0-0 F9	3	0	2	2	0	0	2	
12 Jonathan Lucroy, R (1, 2) OBP: 0.481, SLG: 0.400 67 John Andreoli, R (6, 9) OBP: 0.346, SLG: 0.286		0-0 38 FC4-6 1B	0-0 1-2 2-H 1B		4-0 BB		4-0 BB		0-0 G6-3	2	0	2	1	1	0	0	
3 José Peraza, R (1, 7) OBP: 0.233, SLG: 0.300 83 Nick Longhi, R (7, 7) OBP: 0.222, SLG: 0.333		0-3 K	0-0 F7		0-2 K		0-0 F7			4	0	0	0	0	2	8	
30 Tzu-Wei Lin, L (1, 4) OBP: 0.478, SLG: 0.476 71 Chad De La Guerra, L (6, 4) OBP: 0.269, SLG: 0.409		0-0 P6		0-0 38 G4-3 1B		0-0 F9		0-0 G5-3		3	0	1	0	0	0	1	
38 Rusney Castillo, R (1, 10) OBP: 0.429, SLG: 0.536 47 Jett Bandy, R (8, PH) OBP: 0.222, SLG: 0.250 (8, 10)		0-0 FC4-6 1-2f	0-0 G4-3 1-2f		0-0 G5-3		0-0 G5-3		0-0 1B	3	0	0	0	0	0	2	
Inning Stats	R: 0 E: 0 K: 0 S: 5 H: 1 LOB: 2 BB: 1 P: 10	R: 0 E: 0 K: 1 S: 6 H: 1 LOB: 1 BB: 0 P: 6	R: 2 E: 0 K: 1 S: 9 H: 4 LOB: 2 BB: 0 P: 9	R: 0 E: 0 K: 0 S: 3 H: 1 LOB: 0 BB: 0 P: 3	R: 1 E: 0 K: 1 S: 6 H: 1 LOB: 2 BB: 2 P: 15	R: 0 E: 0 K: 0 S: 3 H: 0 LOB: 0 BB: 0 P: 3	R: 0 E: 0 K: 2 S: 8 H: 1 LOB: 3 BB: 2 P: 16	R: 0 E: 0 K: 1 S: 6 H: 1 LOB: 1 BB: 0 P: 6	R: 0 E: 0 K: 1 S: 6 H: 0 LOB: 1 BB: 0 P: 6	1B: 8 2B: 2 3B: 0 HR: 0 SF: 0 SAC: 0 DP: 1 HBP: 0	WP: 0 PB: 1 SB: 2 CS: 0	PA: 42					
PITCHER	IP WLS BF H R ER SO BB IBB HBP BLK WP HR S P ERA WHIP	IP WLS BF H R ER SO BB IBB HBP BLK WP HR S P ERA WHIP	IP WLS BF H R ER SO BB IBB HBP BLK WP HR S P ERA WHIP	IP WLS BF H R ER SO BB IBB HBP BLK WP HR S P ERA WHIP	IP WLS BF H R ER SO BB IBB HBP BLK WP HR S P ERA WHIP	IP WLS BF H R ER SO BB IBB HBP BLK WP HR S P ERA WHIP	IP WLS BF H R ER SO BB IBB HBP BLK WP HR S P ERA WHIP	IP WLS BF H R ER SO BB IBB HBP BLK WP HR S P ERA WHIP	IP WLS BF H R ER SO BB IBB HBP BLK WP HR S P ERA WHIP	62 Shane McClellanahan, L (1, 1) ERA: 12.0	15 Aaron Loup, L (2, 1) ERA: 1.93	58 Dylan Covey, R (3, 1) ERA: 3.52	53 Anthony Banda, L (5, 1) ERA: 3.38	70 Nick Anderson, R (7, 1) ERA:	84 John Curtiss, R (8, 1) ERA:	81 Ryan Thompson, R (9, 1) ERA:	

Boston Red Sox @ Tampa Bay Rays
Charlotte Sports Park, Port Charlotte, FL
Wed Mar 11 2020, 6:36 PM - 9:46 PM EDT
Att. 4,796 - Partly Cloudy - 79 F

livebaseballscorecards.com

AB 37
R 3
H 10
RBI 3
BB 5
SO 7
LOB 23



Batter	1	2	3	4	5	6	7	8	9	AB R H RBI BB SO LOB
17 Austin Meadows, L (1, 9) 60 Dylan Cozens, L (6, 8) OBP: 0.233, SLG: 0.231 OBP: 0.292, SLG: 0.200	0-0 G4-3		0-0 1B	0-3 K			0-0 G1-3		0-0 1B	3 0 1 0 0 1 1 2 0 1 0 0 0 1
8 Brandon Lowe, L (1, 4) 74 Brett Sullivan, L (6, 2) OBP: 0.500, SLG: 0.500 OBP: 0.313, SLG: 0.533	0-3 K		0-3 K		0-0 G4-3		0-0 G3-1		0-0 P6	3 0 0 0 0 2 1 2 0 0 0 0 0 3
2 Yandy Díaz, R (1, 5) 31 Brian O'Grady, L (6, 5) OBP: 0.375, SLG: 0.414 OBP: 0.375, SLG: 0.682	0-0 1B		0-0 1B		0-0 G4-3			0-0 HR		3 0 2 0 0 0 0 1 1 1 1 0 0 0
26 Ji Man Choi, L (1, 3) 76 Dalton Kelly, L (6, 3) OBP: 0.448, SLG: 0.409 OBP: 0.474, SLG: 0.625	0-0 1B		0-3 K		0-3 K			0-0 G4-3		3 0 1 0 0 2 2 1 0 0 0 0 0 0
11 Hunter Renfroe, R (1, 10) 79 René Pinto, R (8, PH) OBP: 0.281, SLG: 0.214 OBP: 0.231, SLG: 0.250	0-3 K		4-0 BB			0-3 K		0-3 K		2 0 0 0 1 2 2 1 0 0 0 0 1 0
25 Yoshi Tsutsugo, L (1, 7) 78 Miles Mastrobuoni, L (7, 7) OBP: 0.276, SLG: 0.346 OBP: 0.250, SLG: 0.222			0-3 K			0-3 K		0-0 G5-3		3 0 0 0 0 3 3 1 0 0 0 0 0 0
13 Manuel Margot, R (1, 8) 56 Randy Arozarena, R (6, 9) OBP: 0.200, SLG: 0.174 OBP: 0.654, SLG: 0.647			0-3 K		0-0 1B		0-0 G5-3		0-0 F7	2 0 1 0 0 1 0 2 0 0 0 0 0 0
5 Chris Herrmann, L (1, 2) 43 Mike Brosseau, R (6, 4) OBP: 0.421, SLG: 0.500 OBP: 0.500, SLG: 0.524			0-0 3B		0-0 G4-3			0-0 1B		2 0 1 0 0 0 1 2 0 1 0 0 1 0
1 Willy Adames, R (1, 6) 77 Taylor Walls, S (6, 6) OBP: 0.462, SLG: 0.591 OBP: 0.250, SLG: 0.118			0-3 K		0-3 K		0-0 FC1-6		4-0 BB	2 0 0 0 0 2 2 1 0 0 0 1 0 1

Inning Stats	R: 0 E: 0 K: 2 S: 9	H: 2 LOB: 2 BB: 0 P: 9	R: 0 E: 0 K: 3 S: 10	H: 1 LOB: 1 BB: 0 P: 10	R: 0 E: 0 K: 3 S: 11	H: 2 LOB: 3 BB: 1 P: 15	R: 0 E: 0 K: 2 S: 8	H: 1 LOB: 1 BB: 0 P: 8	R: 0 E: 0 K: 1 S: 5	H: 0 LOB: 0 BB: 0 P: 5	R: 0 E: 0 K: 2 S: 7	H: 0 LOB: 0 BB: 0 P: 7	R: 0 E: 0 K: 0 S: 4	H: 1 LOB: 1 BB: 0 P: 4	R: 1 E: 0 K: 1 S: 6	H: 1 LOB: 0 BB: 0 P: 6	R: 0 E: 0 K: 1 S: 6	H: 1 LOB: 2 BB: 1 P: 10	1B: 7 2B: 0 3B: 1 HR: 1	SF: 0 SAC: 0 DP: 0 HBP: 0	WP: 0 PB: 0 SB: 0 CS: 0	PA: 38
--------------	------------------------------	---------------------------------	-------------------------------	----------------------------------	-------------------------------	----------------------------------	------------------------------	---------------------------------	------------------------------	---------------------------------	------------------------------	---------------------------------	------------------------------	---------------------------------	------------------------------	---------------------------------	------------------------------	----------------------------------	----------------------------------	------------------------------------	----------------------------------	--------

PITCHER	IP	WLS	BF	H	R	ER	SO	BB	IBB	HBP	BLK	WP	HR	S	P	ERA	WHIP
57 Eduardo Rodríguez, L (1, 1) ERA: 1.64	4.0	W	19	6	0	0	10	1	0	0	0	0	0	38	42	0.00	1.750
70 Ryan Brasier, R (5, 1) ERA: 1.8	1.0	H	3	0	0	0	1	0	0	0	0	0	0	5	5	0.00	0.000
37 Heath Hembree, R (6, 1) ERA: 7.71	1.0	H	3	0	0	0	2	0	0	0	0	0	0	7	7	0.00	0.000
31 Austin Brice, R (7, 1) ERA:	1.0	H	4	1	0	0	0	0	0	0	0	0	0	4	4	0.00	1.000
75 Domingo Tapia, R (8, 1) ERA: 4.5	1.0	H	4	1	1	1	1	0	0	0	0	0	1	6	6	9.00	1.000

PITCHER	IP	WLS	BF	H	R	ER	SO	BB	IBB	HBP	BLK	WP	HR	S	P	ERA	WHIP
60 Kevin Lenik, R (9, 1) ERA:	1.0	S	5	1	0	0	1	1	0	0	0	0	0	6	10	0.00	2.000


BOTTOM

Boston Red Sox @ Tampa Bay Rays
 Charlotte Sports Park, Port Charlotte, FL

Wed Mar 11 2020, 6:36 PM - 9:46 PM EDT
 Att: 4,796 - Party Cloudy - 79 F

livebaseballscorecards.com

AB	36
R	1
H	9
RBI	1
BB	2
SO	15
LOB	17



Batter	1	2	3	4	5	6	7	8	9	AB	R	H	RBI	BB	SO	LOB
17 Austin Meadows, L (1, 7) OBP: 0.250, SLG: 0.250 56 Randy Arozarena, R (5, 8) OBP: 0.586, SLG: 0.550	0-0 G4-3		0-0 25 WP 1B		0-2 K		0-3 K		0-0 FC5-4 81 DI	2	0	1	0	0	0	0
10 Mike Zunino, R (1, 2) OBP: 0.273, SLG: 0.316 7 Michael Pérez, L (5, 2) OBP: 0.318, SLG: 0.526	0-3 K		0-0 F8		0-0 44 FC6-4 1B		0-3 K		0-0 F9	2	0	0	0	0	1	2
25 Yoshi Tsutsugo, L (1, 10) OBP: 0.258, SLG: 0.321 44 Kevan Smith, R (5, PH) OBP: 0.300, SLG: 0.263 81 Ruben Cardenas, R (9, PH)	0-0 F8		2-3 K		0-0 FC6-4		1-0 G1-3		1-3 K	2	0	0	0	0	1	1
11 Hunter Renfro, R (1, 9) OBP: 0.294, SLG: 0.333 74 Brett Sullivan, L (5, 9) OBP: 0.333, SLG: 0.529		0-0 P3		1-1 HR		0-0 P3		0-0 77 FC3-6 86 1B		2	1	1	1	0	0	0
39 Kevin Kiermaier, L (1, 8) OBP: 0.192, SLG: 0.208 90 Moisés Gómez, R (5, 7) OBP: 0.143, SLG: 0.143		0-0 G5-3		0-0 P5		0-0 31 2B		0-0 F9		2	0	0	0	0	0	0
40 José Martínez, R (1, 3) OBP: 0.226, SLG: 0.179 31 Brian O'Grady, L (6, 3) OBP: 0.400, SLG: 0.739 86 Nick Sogard, S (6, PR) OBP: 0.500, SLG: 0.500		4-0 BB		0-0 F8		0-0 77 FC3-6 1B		0-0 77 FC3-6 1B		1	0	0	0	1	0	0
18 Joey Wendle, L (1, 6) OBP: 0.259, SLG: 0.556 77 Taylor Walls, S (6, 6) OBP: 0.227, SLG: 0.105		0-0 F7		0-3 K		0-3 K		0-0 FC3-6 43 WP		2	0	0	0	0	1	1
35 Nathaniel Lowe, L (1, 5) OBP: 0.280, SLG: 0.318 43 Mike Brosseau, R (6, 5) OBP: 0.464, SLG: 0.478			0-0 G4-3		0-0 7 1B		0-0 F7		1-0 P6	2	1	1	0	0	0	0
28 Daniel Robertson, R (1, 4) OBP: 0.357, SLG: 0.292 76 Xavier Edwards, S (6, 4) OBP: 1.000, SLG: 1.000			0-0 17 1B		0-3 K		0-0 44 WP 1B		0-0 56 FC5-4 1B	2	0	2	0	0	0	0


Inning Stats	R: 0	H: 0	E: 0	K: 1	S: 5	H: 0	LOB: 0	BB: 0	P: 5	R: 0	H: 0	E: 0	K: 0	S: 3	R: 1	H: 2	E: 0	K: 1	S: 7	R: 1	H: 1	E: 0	K: 1	S: 7	R: 1	H: 2	E: 0	K: 2	S: 9	R: 1	H: 2	E: 0	K: 1	S: 7	R: 0	H: 1	E: 0	K: 2	S: 8	R: 0	H: 2	E: 0	K: 0	S: 5	R: 0	H: 1	E: 0	K: 1	S: 6	1B: 8	2B: 2	3B: 0	HR: 1	SF: 0	SAC: 0	DP: 0	HBP: 0
--------------	------	------	------	------	------	------	--------	-------	------	------	------	------	------	------	------	------	------	------	------	------	------	------	------	------	------	------	------	------	------	------	------	------	------	------	------	------	------	------	------	------	------	------	------	------	------	------	------	------	------	-------	-------	-------	-------	-------	--------	-------	--------

PITCHER	IP	WLS	BF	H	R	ER	SO	BB	IBB	HBP	BLK	WP	HR	S	P	ERA	WHIP
49 Jake Arrieta, R (1, 1) ERA: 4.82	3.1	W	14	3	2	2	2	1	0	0	0	1	1	18	25	5.40	1.200
54 Austin Davis, L (4, 1) ERA: 1.59	1.2		7	2	1	1	3	0	0	0	0	0	0	13	13	5.40	1.200
65 JD Hammer, R (6, 1) ERA: 4.76	1.0	H	5	2	1	1	1	0	0	0	0	0	0	7	7	9.00	2.000
67 Trevor Kelley, R (7, 1) ERA:	1.0	H	4	1	0	0	2	0	0	0	0	1	0	8	9	0.00	1.000
69 Addison Russ, R (8, 1) ERA: 1.59	1.0		5	2	0	0	0	0	0	0	0	1	0	5	6	0.00	2.000

Philadelphia Phillies @ Tampa Bay Rays
Charlotte Sports Park, Port Charlotte, FL
 Thu Mar 12 2020, 1:06 PM - 4:34 PM EDT
 Att. 3,950 - Sunny - 81 F

AB	38
R	4
H	11
RBI	3
BB	1
SO	9
LOB	20

WP: 4 PA: 39
 PB: 0
 SB: 0
 CS: 0
 ERA: 0.00 WHIP: 1.000



PITCHER	IP	WLS	BF	H	R	ER	SO	BB	IBB	HBP	BLK	WP	HR	S	P	ERA	WHIP
51 Jonathan Hennigan, L (9, 1) ERA: 10.8	1.0		4	1	0	0	1	0	0	0	0	0	0	6	7	0.00	1.000

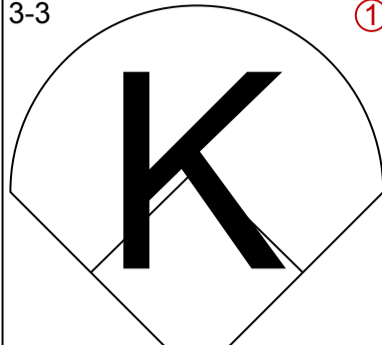
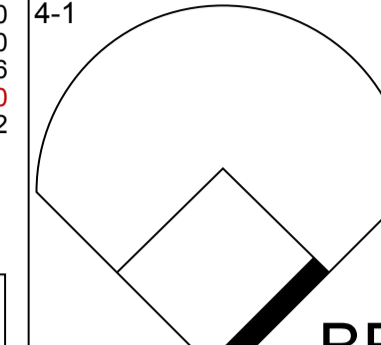
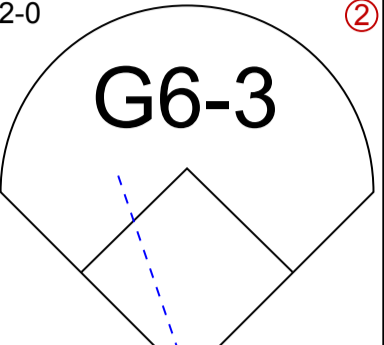
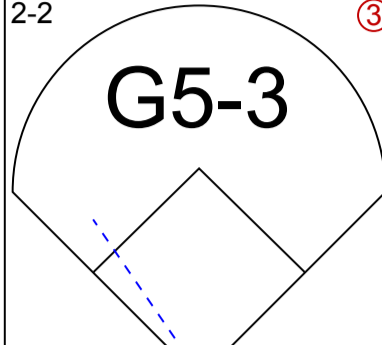
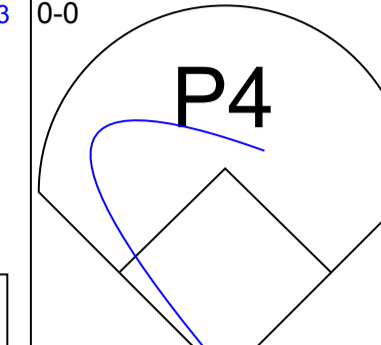
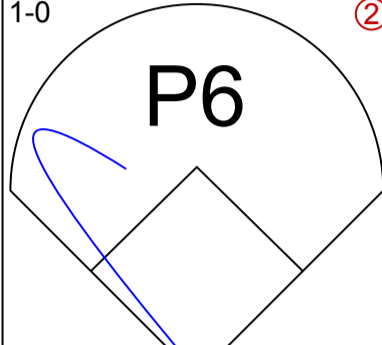
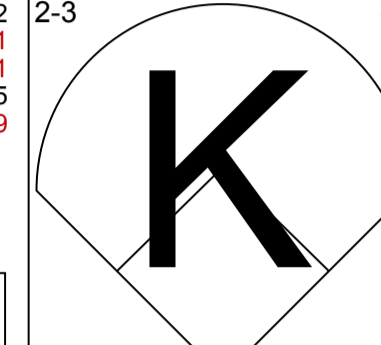
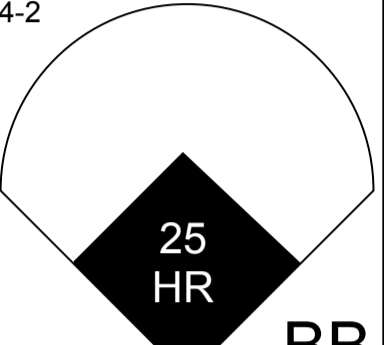
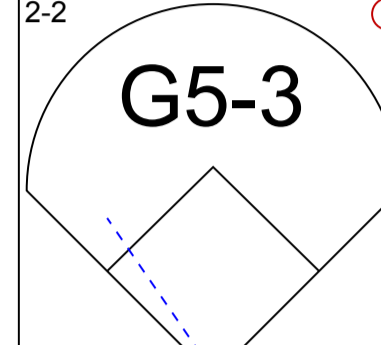
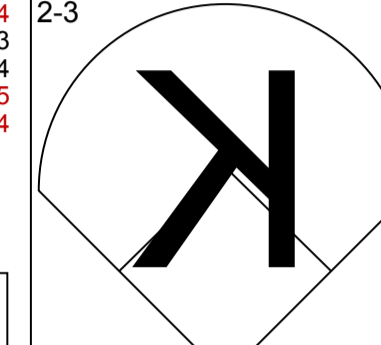
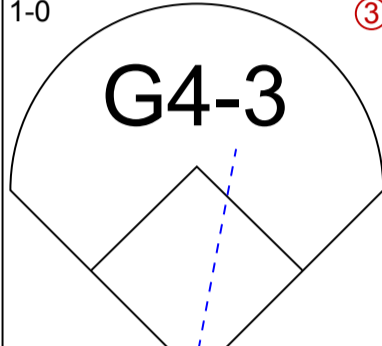
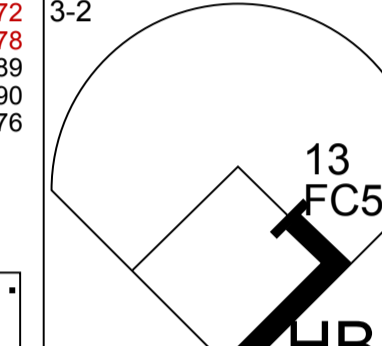
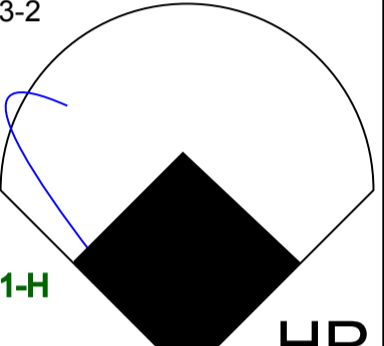
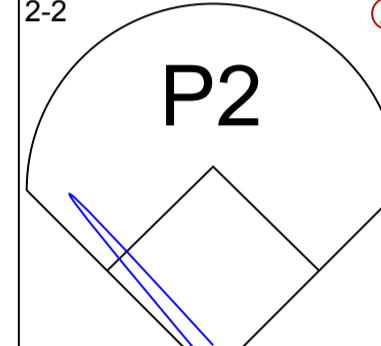
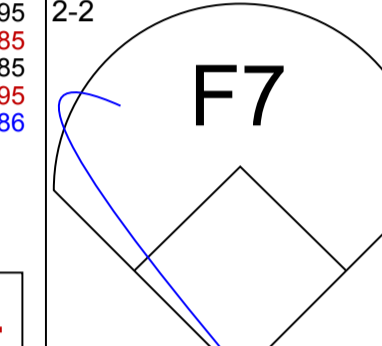
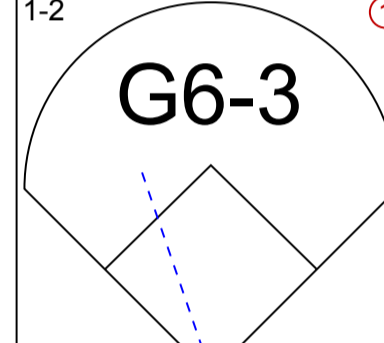
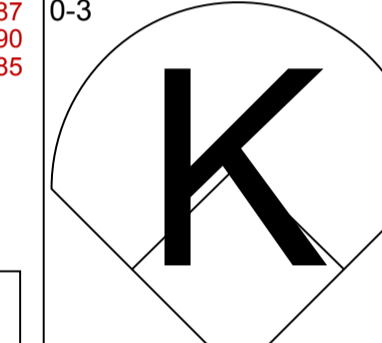
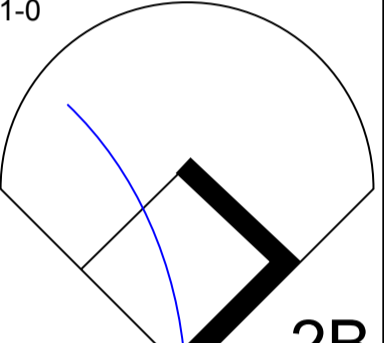
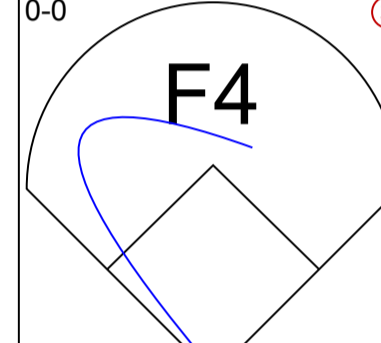
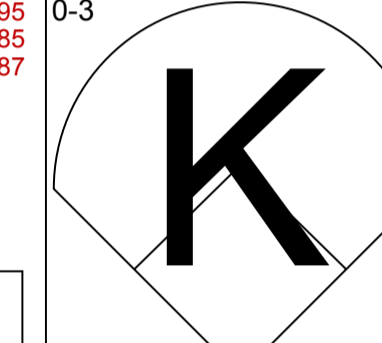
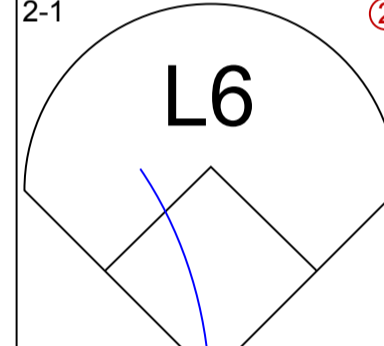
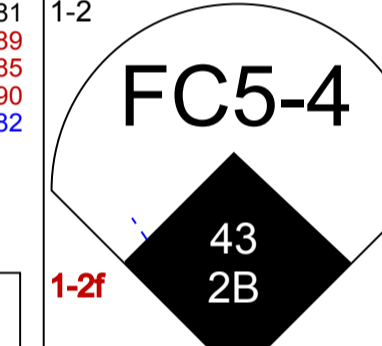
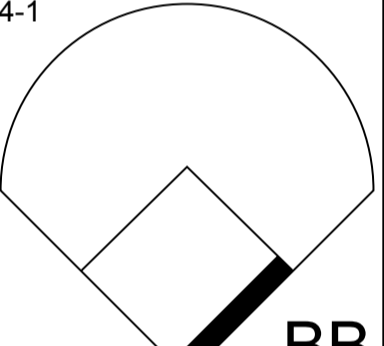
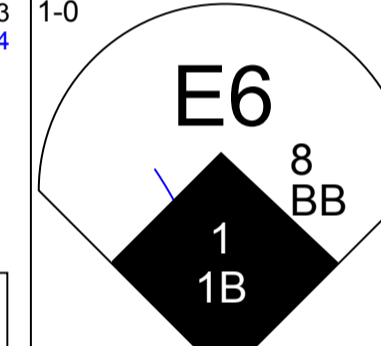
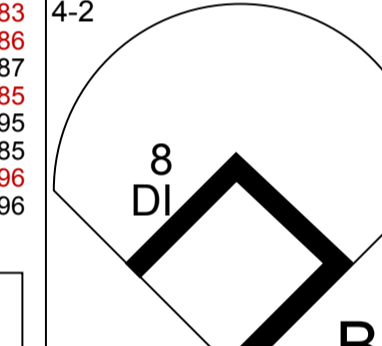
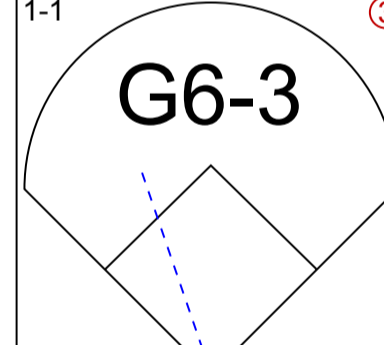
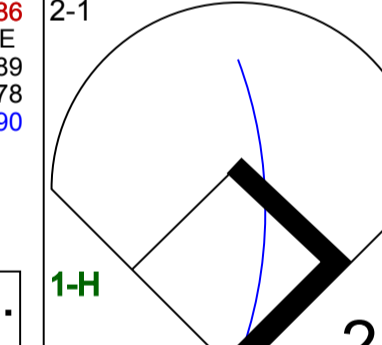
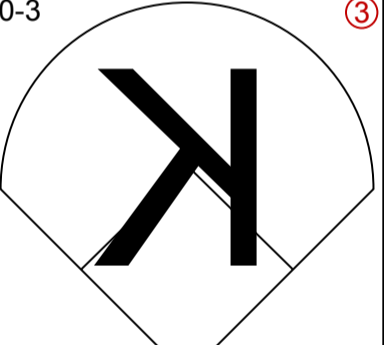
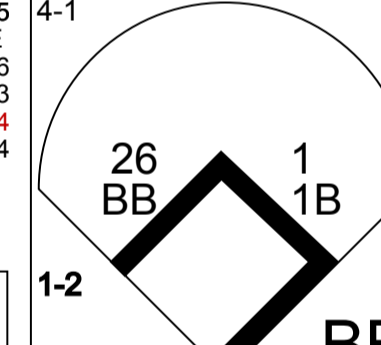
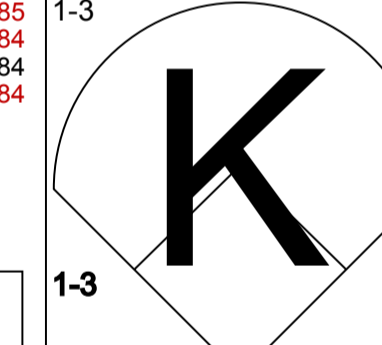
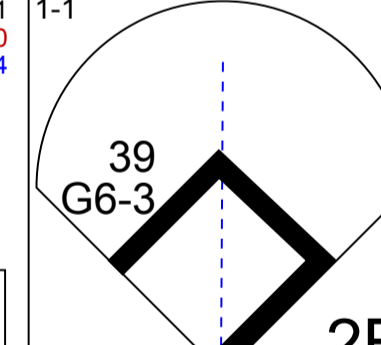
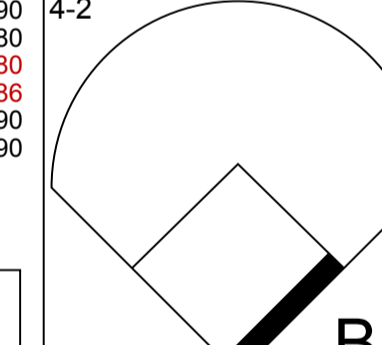
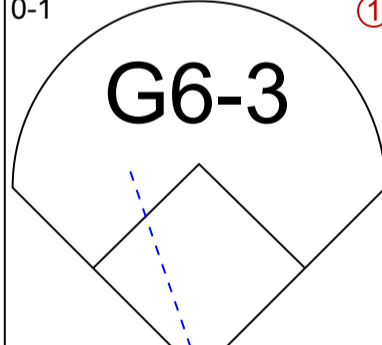
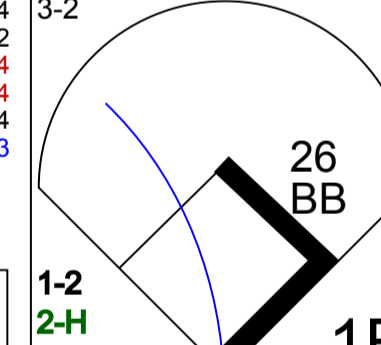
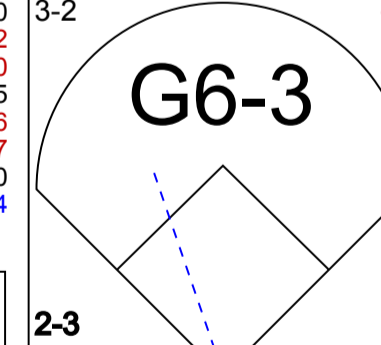
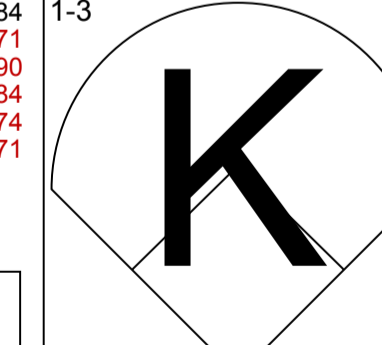
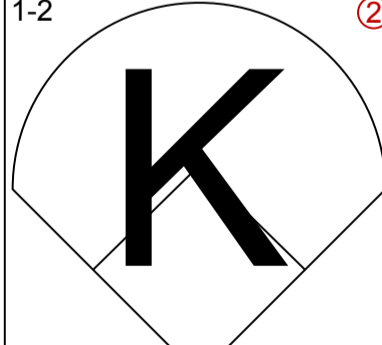
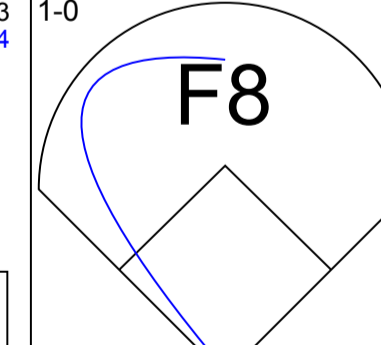
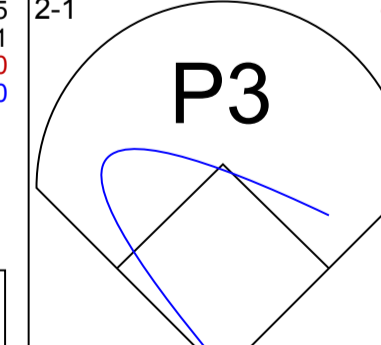
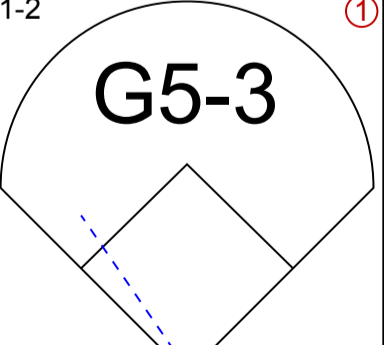
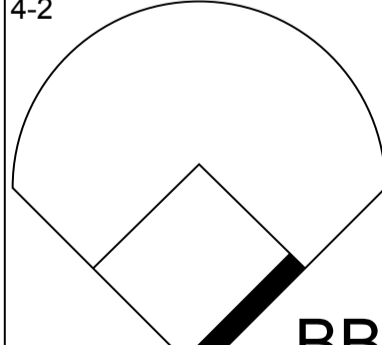
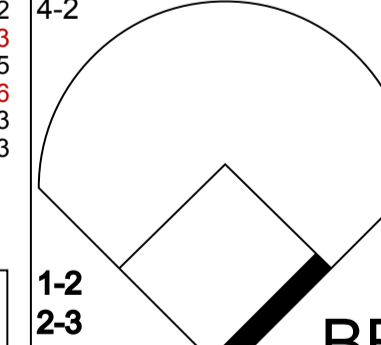
Batter	1	2	3	4	5	6	7	8	9	AB R H RBI BB SO LOB	TOP														
11 Bo Bichette, R (1, 6) OBP: 0.200, SLG: 0.200	 F SI 93 C CU 77 B CU 77 F CU 77 F FF 93 F FF 93 F SI 93 X SI 93		 F SI 91 B CU 78 F FF 92 S CU 77		 F CU 75 B SI 91 S SI 90 B FF 92 F SI 90 X FF 91	 B SL 74 B SI 90 F SL 74 X SL 75			 C SI 97 D CU 86 F CU 83 S CU 87	5 1 1 0 0 2 4															
8 Cavan Biggio, L (1, 4) OBP: 0.400, SLG: 1.000	 B CU 75 F FF 94 F CU 78 F CU 78 F FF 93 S FF 93			 X FF 92	 F CU 76 B SI 91 B CU 76 F FF 92 X FF 92			 B FF 91 C FC 86 S FF 93	5 2 2 3 0 3 1																
27 Vladimir Guerrero Jr., R (1, 3) OBP: 0.200, SLG: 0.200	 C CU 76 F SI 92 F SI 92 F CU 78 F FF 94 F FF 94 X SI 93			 X SI 90	 X SI 89			 T FF 92 S CH 89 B CH 88 B FF 94 S CH 88	5 1 1 0 0 1 1																
6 Travis Shaw, L (1, 5) OBP: 0.500, SLG: 0.667		 B FF 91 C FC 81 F CU 75 S FF 93		 C CU 75 S FF 92 B SI 90 B CU 75 F CU 77 B FF 92 B CU 76	 B SI 91 C SL 74 B SI 90 F SL 74 X SL 74			 S FC 87 C FC 86 B FF 93 F FC 95 B CH 88 X FC 86	3 1 1 0 1 1 0																
15 Randal Grichuk, R (1, 8) OBP: 0.250, SLG: 0.250		 B FC 83 C CU 76 F FF 93 B CU 77 X CU 77		 C SI 91 B SI 92 B SI 92 B SI 92 X SI 92	 C SI 90 B SI 74 X SL 74			 C CH 87 F CH 88 F FF 94 X CH 89	4 0 1 1 0 0 1																
44 Rowdy Tellez, L (1, 10)		 X FF 92		 B CU 76 F FF 92 X CU 77		 F SI 90 B SL 73 F SI 90 X SL 75		 F FF 91 S FC 85 B FC 86 F CH 88 T CH 88	3 0 0 1 0 1 0																
37 Teoscar Hernández, R (1, 9) OBP: 0.250, SLG: 0.667			 B FC 82 B SI 91 F SI 91 B CU 75 S SI 91 X SI 92	 X CU 75	 C SI 90 B SI 74 X SL 74			 C CH 88 S FF 93 S CH 89	3 0 1 1 0 1 0																
23 Derek Fisher, L (1, 7) OBP: 0.500, SLG: 0.333			 X FF 92	 B SI 91 C CU 77 B CU 76 F FF 92 C FF 91	 C SI 90 B SI 91 B SI 74 F SI 90 B SL 74			 B FC 86 S CH 87 B CH 88 S FF 93 T FF 93	3 0 1 0 1 2 1 0 0 0 0 0 0 0																
30 Anthony Alford, R (9, 7)																									
9 Danny Jansen, R (1, 2) OBP: 0.500, SLG: 0.333			 C SI 91 S SI 90 1 SAFE B CU 76 X SI 90		 F FF 90 X FC 83	 F SI 89 B SI 90 X SL 74		 C SI 96 C SI 96 B SI 95 B SI 95 F CU 84 B SI 95	3 1 1 0 1 0 3																
Inning Stats	R: 0 E: 0 K: 1 S: 16	H: 0 LOB: 0 BB: 0 P: 19	R: 0 E: 0 K: 1 S: 7	H: 0 LOB: 0 BB: 0 P: 10	R: 0 E: 0 K: 1 S: 10	H: 1 LOB: 1 BB: 0 P: 15	R: 3 E: 0 K: 1 S: 13	H: 3 LOB: 1 BB: 1 P: 23	R: 3 E: 0 K: 0 S: 15	H: 3 LOB: 0 BB: 0 P: 24	R: 0 E: 0 K: 0 S: 11	H: 1 LOB: 2 BB: 1 P: 20	R: 0 E: 0 K: 2 S: 14	H: 1 LOB: 1 BB: 0 P: 20	R: 0 E: 0 K: 3 S: 10	H: 0 LOB: 0 BB: 0 P: 13	R: 0 E: 0 K: 2 S: 10	H: 0 LOB: 1 BB: 1 P: 18	1B: 6 2B: 2 3B: 0 HR: 1	SF: 2 SAC: 0 DP: 0 HBP: 0	WP: 0 PB: 0 SB: 0 CS: 0	PA: 39			
PITCHER	IP	WLS	BF	H	R	ER	SO	BB	IBB	HBP	BLK	WP	HR	S	P	ERA	WHIP								
50 Charlie Morton, R (1, 1) ERA: 13.5	4.0	L	20	7	6	6	4	1	0	0	0	0	1	54	80	13.50	2.000								
81 Ryan Thompson, R (5, 1) ERA:	2.0		8	1	0	0	0	1	0	0	0	0	0	18	31	0.00	1.000								
68 Jalen Beeks, L (7, 1) ERA:	2.0		7	1	0	0	5	0	0	0	0	0	0	24	33	0.00	0.500								
46 José Alvarado, L (9, 1) ERA:	1.0		4	0	0	0	2	1	0	0	0	0	0	10	18	0.00	1.000								

Toronto Blue Jays @ Tampa Bay Rays
Tropicana Field, St. Petersburg, FL
Fri Jul 24 2020, 6:44 PM - 10:08 PM EDT
Dome - 72 F

livebaseballscorecards.com

AB	34
R	6
H	9
RBI	6
BB	3
SO	11
LOB	11




Batter	1	2	3	4	5	6	7	8	9	AB	R	H	RBI	BB	SO	LOB
2 Yandy Díaz, R 7 Michael Pérez, L										4	0	0	0	1	1	4
11 Hunter Renfro, R										4	1	0	0	1	2	5
25 Yoshi Tsutsugo, L OBP: 0.400, SLG: 1.000										4	1	1	2	0	0	0
40 José Martínez, R OBP: 0.200, SLG: 0.400										5	0	1	0	0	2	1
13 Manuel Margot, R										3	2	0	0	2	0	1
43 Mike Brosseau, R OBP: 0.500, SLG: 1.000 8 Brandon Lowe, L										2	0	1	1	0	0	0
1 Willy Adames, R OBP: 0.750, SLG: 1.000										3	0	2	1	1	0	0
39 Kevin Kiermaier, L										4	0	0	0	0	2	5
10 Mike Zunino, R 26 Ji Man Choi, L										2	0	0	0	1	0	1
										0	0	0	0	1	0	0

Inning Stats	R: 0	H: 0	E: 0	K: 1	S: 5	H: 0	LOB: 0	BB: 0	P: 10	R: 0	H: 0	E: 0	K: 0	S: 8	H: 0	LOB: 0	BB: 0	P: 12	R: 0	H: 1	E: 0	K: 1	S: 13	H: 1	LOB: 2	BB: 1	P: 25	R: 1	H: 1	E: 0	K: 2	S: 18	H: 1	LOB: 2	BB: 1	P: 29	R: 2	H: 2	E: 0	K: 1	S: 14	H: 2	LOB: 2	BB: 2	P: 29	R: 0	H: 0	E: 0	K: 1	S: 12	H: 0	LOB: 1	BB: 1	P: 19	R: 0	H: 0	E: 0	K: 0	S: 7	H: 0	LOB: 0	BB: 0	P: 11	R: 1	H: 1	E: 1	K: 1	S: 12	H: 1	LOB: 3	BB: 2	P: 27	R: 0	H: 0	E: 0	K: 2	S: 13	H: 0	LOB: 1	BB: 1	P: 20	1B: 1	SF: 0	2B: 3	SAC: 0	3B: 0	DP: 0	HR: 1	HBP: 1	WP: 0	PA: 42
--------------	------	------	------	------	------	------	--------	-------	-------	------	------	------	------	------	------	--------	-------	-------	------	------	------	------	-------	------	--------	-------	-------	------	------	------	------	-------	------	--------	-------	-------	------	------	------	------	-------	------	--------	-------	-------	------	------	------	------	-------	------	--------	-------	-------	------	------	------	------	------	------	--------	-------	-------	------	------	------	------	-------	------	--------	-------	-------	------	------	------	------	-------	------	--------	-------	-------	-------	-------	-------	--------	-------	-------	-------	--------	-------	--------

PITCHER	IP	WLS	BF	H	R	ER	SO	BB	IBB	HBP	BLK	WP	HR	S	P	ERA	WHIP
99 Hyun Jin Ryu, L ERA: 5.79	4.2		22	4	3	3	4	3	0	1	0	0	1	54	97	5.79	1.500
68 Jordan Romano, R ERA:	1.0	W	5	0	0	0	2	2	0	0	0	0	0	12	21	0.00	2.000
52 Anthony Bass, R ERA:	1.1	H	4	0	0	0	0	0	0	0	0	0	0	11	17	0.00	0.000
41 Rafael Dolis, R ERA:	1.0	H	7	1	1	0	1	2	0	0	0	0	0	12	27	0.00	3.000
51 Ken Giles, R ERA:	1.0	S	4	0	0	0	2	1	0	0	0	0	0	13	20	0.00	1.000

Toronto Blue Jays @ Tampa Bay Rays
Tropicana Field, St. Petersburg, FL
Fri Jul 24 2020, 6:44 PM - 10:08 PM EDT
Dome - 72 F

AB	33
R	4
H	5
RBI	4
BB	8
SO	9
LOB	20



Batter	1	2	3	4	5	6	7	8	9
26 Ji Man Choi, L OBP: 0.600, SLG: 0.667 (1, 3)	X FF 90 0-0 G3		C SI 92 B KC 76 X FS 85 1-1 G3			C SI 91 1 SAFE B SL 81 B FS 84 X SI 90 2-1 1-H 2B		1 SAFE B SL 83 B CH 83 B CH 83 C SI 88 D SL 83 4-1 1-2 8 3B BB	
8 Brandon Lowe, L OBP: 0.429, SLG: 0.667 (1, 7) (9, 4)	C SI 92 C SL 80 F SI 92 X FS 86 0-2 1B		B KC 74 S FS 82 B SI 91 B FS 84 S FS 83 C FS 84 3-3 K			B FS 84 C SI 89 B SL 81 C SL 78 S FS 85 2-3 K		C SI 88 X CH 83 0-1 1-H 2-H 2 BLK 3B	
2 Yandy Díaz, R OBP: 0.444, SLG: 0.167 44 Kevan Smith, R (9, 2)	B SI 93 1 SAFE C SI 93 X SI 92 2-1 1B			B FF 90 B FS 82 B SL 79 B SI 90 4-0 25 G4-6-3 BB		X SI 90 0-0 G6-3		B SI 87 B SL 82 B SL 82 B SI 86 4-0 3-H BB	
25 Yoshi Tsutsugo, L OBP: 0.222, SLG: 0.500 (1, 10)	1 SAFE X KC 77 0-0 P6		B SI 89 1 SAFE C SL 79 X FS 84 1-1 G4-6-3			B KC 73 X FS 84 1-0 G3-1		B FF 80 F FF 80 S ST 69 B ST 68 S FF 81 3-3 K	
18 Joey Wendle, L (1, 4) (9, 5)	C KC 76 X FS 86 0-1 L5		F FS 84 X FF 90 0-1 G3-1			B CU 76 F FC 87 X FC 88 1-1 F9		B ST 66 C FF 80 C FF 80 X ST 69 1-2 G4-3	
13 Manuel Margot, R (1, 9) (9, 7)		C FF 91 X SL 82 0-1 P6		C FF 90 B SL 80 C SI 91 S SL 82 1-3 K		B SL 84 B SL 84 C SL 83 X FF 92 2-1 F9			
39 Kevin Kiermaier, L (1, 8)		C KC 76 B KC 77 B SI 93 B FS 84 L SI 93 X SI 93 3-2 G5-3		T SL 80 X FF 90 0-1 F7		B CU 80 B SL 82 X FF 83 2-0 G6-3			
1 Willy Adames, R OBP: 0.429, SLG: 0.500 (1, 6)		C FF 93 C SL 82 B FS 86 F SI 81 B FS 86 B FF 84 X FS 85 2-2 P2		C FF 92 C FS 84 B SL 82 S FS 86 1-3 K		B CU 80 C SI 86 C CU 81 B SL 81 S SI 87 2-3 K			
7 Michael Pérez, L (1, 2) 43 Mike Brosseau, R OBP: 0.500, SLG: 1.000 10 Mike Zunino, R OBP: 0.500, SLG: 0.333 11 Hunter Renfro, R (8, PR) (9, 9)			B SI 90 C SI 91 B KC 74 F SI 92 B FS 84 X FS 83 3-2 F9		B KC 74 B SI 89 B SI 90 S FS 82 B FS 86 F FS 84 F SI 92 B FS 86 4-2 26 2B BB		B SI 90 B SI 89 C SI 89 C SI 89 X SL 82 2-2 26 8 3B 1B		

AB	R	H	RBI	BB	SO	LOB
3	1	1	1	1	0	0
4	1	2	2	0	2	2
2	0	1	0	2	0	2
0	0	0	0	0	0	0
4	0	0	0	0	1	6
4	0	0	0	0	0	3
3	0	0	0	0	1	0
3	0	0	0	0	0	0
3	0	0	0	0	2	0
1	0	0	0	1	0	0
0	1	0	0	0	0	0
1	0	1	0	0	0	0
0	1	0	0	0	0	0

Toronto Blue Jays @ Tampa Bay Rays
 Tropicana Field, St. Petersburg, FL
 Sat Jul 25 2020, 3:13 PM - 5:57 PM EDT
 Dome - 72 F

livebaseballscorecards.com

AB	28
R	4
H	5
RBI	3
BB	4
SO	6
LOB	13



Inning Stats	R	H	E	K	S	H	LOB	BB	P	R	H	E	K	S	H	LOB	BB	P
	0	2	0	10	12	0	2	0	12	0	0	0	0	8	0	0	0	15
	0	0	0	10	15	0	0	0	15	0	0	0	0	8	0	0	0	15
	0	0	0	10	10	0	0	0	10	0	0	0	0	8	0	0	0	10
	1	1	0	11	20	0	2	1	20	0	0	0	0	11	0	0	0	20
	0	0	0	5	10	0	0	0	10	0	0	0	0	5	0	0	0	10
	0	0	0	8	21	0	0	0	21	0	0	0	0	8	0	0	0	21
	0	0	0	6	10	0	0	0	10	0	0	0	0	6	0	0	0	10

PITCHER	IP	WLS	BF	H	R	ER	SO	BB	IBB	HBP	BLK	WP	HR	S	P	ERA	WHIP
34 Matt Shoemaker, R ERA: 1.5 (1, 1)	6.0		22	3	1	1	4	2	0	0	0	0	0	51	81	1.50	0.833
36 A.J. Cole, R ERA: (7, 1)	1.0		3	0	0	0	0	0	0	0	0	0	0	5	10	0.00	0.000
43 Sam Gaviglio, R ERA: 81.0 (8, 1)	0.1	L	5	2	3	3	1	2	0	0	1	0	0	9	21	81.00	12.000
48 Brian Moran, L ERA: (8, 1)	0.2		2	0	0	0	1	0	0	0	0	0	0	6	10	0.00	0.000

WP	PA	ERA	WHIP
0	32		
0			
0			
0			

Batter	1	2	3	4	5	6	7	8	9	10	AB	R	H	RBI	BB	SO	LOB	TOP					
11 Bo Bichette, R OBP: 0.250, SLG: 0.250 (1, 6)											6	0	2	2	0	2	0						
8 Cavan Biggio, L OBP: 0.429, SLG: 0.615 (1, 4)											5	0	1	0	0	2	4						
27 Vladimir Guerrero Jr., R OBP: 0.286, SLG: 0.286 (1, 3)											5	0	2	0	0	1	3						
44 Rowdy Tellez, L (1, 10)											4	0	0	0	1	1	2						
15 Randal Grichuk, R OBP: 0.455, SLG: 0.400 23 Derek Fisher, L OBP: 0.333, SLG: 0.200 (1, 8) (6, 9)											2	1	2	0	1	0	0						
37 Teoscar Hernández, R OBP: 0.231, SLG: 0.417 (1, 9) (6, 8)											5	1	2	0	0	3	4						
9 Danny Jansen, R OBP: 0.444, SLG: 0.286 5 Santiago Espinal, R (10, PR) 10 Reese McGuire, L OBP: 0.250, SLG: 1.000 (10, 2)											4	1	1	1	1	0	0						
3 Brandon Drury, R OBP: 0.600, SLG: 0.500 (1, 5)											4	1	2	0	1	0	0						
30 Anthony Alford, R (1, 7) 13 Lourdes Gurriel Jr., R OBP: 0.286, SLG: 0.333 (6, PH) (6, 7)											2	0	0	0	0	1	1						
Inning Stats	R: 0 E: 0 K: 3 S: 14	H: 1 LOB: 3 BB: 2 P: 28	R: 0 E: 0 K: 2 S: 12	H: 2 LOB: 2 BB: 0 P: 18	R: 0 E: 0 K: 2 S: 9	H: 1 LOB: 1 BB: 0 P: 10	R: 0 E: 0 K: 0 S: 7	H: 0 LOB: 0 BB: 0 P: 10	R: 0 E: 0 K: 0 S: 5	H: 1 LOB: 1 BB: 0 P: 8	R: 4 E: 1 K: 0 S: 20	H: 6 LOB: 1 BB: 0 P: 24	R: 0 E: 0 K: 1 S: 16	H: 1 LOB: 3 BB: 2 P: 28	R: 0 E: 0 K: 2 S: 14	H: 0 LOB: 0 BB: 0 P: 17	R: 1 E: 0 K: 0 S: 7	H: 0 LOB: 0 BB: 0 P: 11	1B: 12 2B: 1 3B: 0 HR: 0	SF: 1 SAC: 0 DP: 1 HBP: 0	WP: 2 PB: 1 SB: 2 CS: 0	PA: 46	
PITCHER	IP WLS BF H R ER SO	IP WLS BF H R ER SO	IP WLS BF H R ER SO	IP WLS BF H R ER SO	IP WLS BF H R ER SO	IP WLS BF H R ER SO	IP WLS BF H R ER SO	IP WLS BF H R ER SO	IP WLS BF H R ER SO	IP WLS BF H R ER SO	IP WLS BF H R ER SO	IP WLS BF H R ER SO	IP WLS BF H R ER SO	IP WLS BF H R ER SO	IP WLS BF H R ER SO	IP WLS BF H R ER SO	IP WLS BF H R ER SO	IP WLS BF H R ER SO	ERA WHIP	ERA WHIP			
4 Blake Snell, L ERA: 12.0	2.0	3.0	2.0	1.0	2.0	1.0	1.0	1.0	1.0	1.0	1.0	1.0	1.0	1.0	1.0	1.0	1.0	1.0	1.0	0.00	2.500		
34 Trevor Richards, R ERA: 12.0	3.0	3.0	3.0	3.0	3.0	3.0	3.0	3.0	3.0	3.0	3.0	3.0	3.0	3.0	3.0	3.0	3.0	3.0	3.0	12.00	2.000		
36 Andrew Kittredge, R ERA: 12.0	2.0	2.0	2.0	2.0	2.0	2.0	2.0	2.0	2.0	2.0	2.0	2.0	2.0	2.0	2.0	2.0	2.0	2.0	2.0	0.00	2.500		
15 Aaron Loup, L ERA: 12.0	1.0	1.0	1.0	1.0	1.0	1.0	1.0	1.0	1.0	1.0	1.0	1.0	1.0	1.0	1.0	1.0	1.0	1.0	1.0	0.00	1.000		
46 José Alvarado, L ERA: 12.0	1.0	1.0	1.0	1.0	1.0	1.0	1.0	1.0	1.0	1.0	1.0	1.0	1.0	1.0	1.0	1.0	1.0	1.0	1.0	0.00	0.000		

Toronto Blue Jays @ Tampa Bay Rays
Tropicana Field, St. Petersburg, FL
Sun Jul 26 2020, 1:12 PM - 5:05 PM EDT
Dome - 72 F

livebaseballscores.com

AB 41
R 5
H 13
RBI 4
BB 4
SO 11
LOB 17



BOTTOM

Toronto Blue Jays @ Tampa Bay Rays
Tropicana Field, St. Petersburg, FL
Sun Jul 26 2020, 1:12 PM - 5:05 PM EDT
Dome - 72 F

livebaseballscorecards.com

AB	35
R	6
H	8
RBI	6
BB	6
SO	8
LOB	12



WP:	0	PA:	41
PB:	0		
SB:	0		
CS:	0		

Batter	1	2	3	4	5	6	7	8	9	10	AB	R	H	RBI	BB	SO	LOB
26 Ji Man Choi, L OBP: 0.500, SLG: 0.857 (1, 3)	P5		K			HR	G4-3		BB		4	1	1	2	1	1	1
8 Brandon Lowe, L OBP: 0.500, SLG: 0.818 (1, 4)	K		2B			2B		P5	1B		5	0	3	1	0	1	0
2 Yandy Diaz, R OBP: 0.357, SLG: 0.100 (1, 5) 44 Kevan Smith, R OBP: 0.300, SLG: 0.250 (10, 2)	40 BB		L9			K		K	L9		4	0	0	0	1	2	5
40 José Martínez, R OBP: 0.300, SLG: 0.250 (1, 10)	BB					L8		F9			3	1	0	0	2	1	1
39 Kevin Kiermaier, L OBP: 0.083, SLG: 0.250 (1, 8)	G4-3					G4-3		G4-3	F8		5	0	1	2	0	0	3
13 Manuel Margot, R OBP: 0.250, SLG: 0.200 (1, 7) (8, 9)			G4-3			G6-3			K		4	1	1	0	0	1	0
11 Hunter Renfroe, R (1, 9) 7 Michael Pérez, L (8, 2) 18 Joey Wendle, L (9, PH) OBP: 0.200, SLG: 0.400 (10, 5)			K			G6-3		P4	25 BB		3	0	0	0	0	1	1
1 Willy Adames, R OBP: 0.455, SLG: 0.444 (1, 6)	F8					G6-3		25 G4-3	26 BB		3	1	1	0	1	0	0
10 Mike Zunino, R OBP: 0.333, SLG: 0.200 (1, 2) 25 Yoshi Tsutsugo, L OBP: 0.273, SLG: 0.444 (7, PH) (8, 7)	K					F7		G4-3	8 BB		2	0	0	0	0	1	0
									26 BB		1	0	0	1	1	0	1

Inning Stats	R: 0	H: 0	E: 0	K: 1	S: 13	R: 0	H: 0	E: 0	K: 1	S: 8	R: 0	H: 1	E: 0	K: 2	S: 14	R: 0	H: 0	E: 0	K: 1	S: 7	R: 0	H: 0	E: 0	K: 0	S: 8	R: 1	H: 2	E: 0	K: 1	S: 12	R: 1	H: 2	E: 0	K: 0	S: 11	R: 0	H: 0	E: 0	K: 1	S: 9	R: 2	H: 2	E: 0	K: 1	S: 14	R: 2	H: 1	E: 0	K: 0	S: 6
	0	0	0	1	25	0	0	0	1	14	0	1	0	2	21	0	0	0	0	1	12	0	0	0	0	0	0	1	2	0	13	0	2	0	19	0	0	15	2	2	29	2	1	11						

PITCHER	IP	WLS	BF	H	R	ER	SO	BB	IBB	HBP	BLK	WP	HR	S	P	ERA	WHIP
31 Thomas Hatch, R ERA: 2.1	2.1		9	0	0	0	3	2	0	0	0	0	0	26	47	0.00	0.857
47 Anthony Kay, L ERA: 3.38	2.2		11	3	1	1	2	0	0	0	0	0	1	27	43	3.38	1.125
68 Jordan Romano, R ERA: 1.0	1.0	H	3	0	0	0	1	0	0	0	0	0	0	9	9	0.00	0.000
41 Rafael Dolis, R ERA: 4.5	1.0	H	5	2	1	1	0	0	0	0	0	0	0	11	19	9.00	2.000
52 Anthony Bass, R ERA: 1.0	1.0	H	3	0	0	0	1	0	0	0	0	0	0	9	15	0.00	0.000

PITCHER	IP	WLS	BF	H	R	ER	SO	BB	IBB	HBP	BLK	WP	HR	S	P	ERA	WHIP
51 Ken Giles, R ERA: 10.8	0.2		5	1	2	2	1	2	0	0	0	0	0	9	18	27.00	4.500
48 Brian Moran, L ERA: 0.1	0.1	B	3	1	0	0	0	1	0	0	0	0	0	5	11	0.00	6.000
1 Shun Yamaguchi, R ERA: 0.0	0.0	L	2	1	2	1	0	1	0	0	0	0	0	6	11	∞	∞

Batter	1	2	3	4	5	6	7	8	9	
26 Ji Man Choi, L OBP: 0.400, SLG: 0.545 (1, 3)										
8 Brandon Lowe, L OBP: 0.563, SLG: 1.000 43 Mike Brosseau, R OBP: 0.333, SLG: 0.667 (1, 4) (7, 4)										
40 José Martínez, R OBP: 0.400, SLG: 0.583 (1, 10)										
25 Yoshi Tsutsugo, L OBP: 0.313, SLG: 0.385 (1, 7)										
11 Hunter Renfroe, R OBP: 0.308, SLG: 0.750 (1, 9)										
18 Joey Wendle, L OBP: 0.300, SLG: 0.700 (1, 5)										
1 Willy Adames, R OBP: 0.467, SLG: 0.500 (1, 6)										
39 Kevin Kiermaier, L OBP: 0.133, SLG: 0.267 13 Manuel Margot, R OBP: 0.231, SLG: 0.182 (1, 8) (7, 8)										
10 Mike Zunino, R OBP: 0.444, SLG: 0.714 44 Kevan Smith, R (7, 2)										

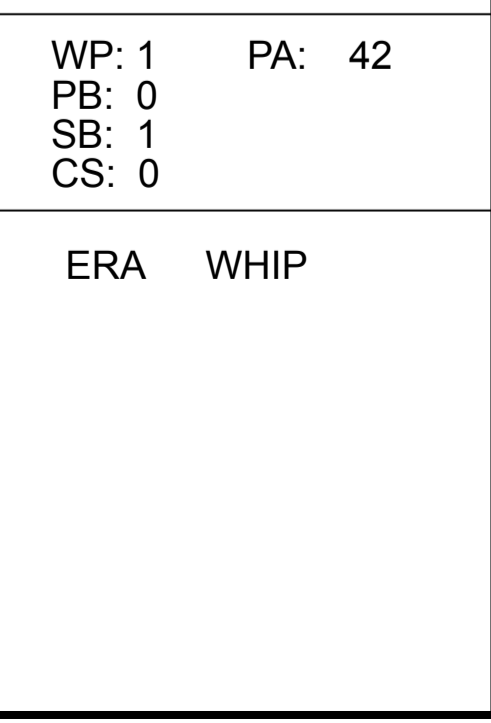
AB	R	H	RBI	BB	SO	LOB
4	1	0	0	1	3	4
3	2	2	2	1	0	0
1	0	0	0	0	1	0
4	2	2	3	1	1	1
4	1	1	0	1	1	1
5	2	3	4	0	1	1
5	2	2	1	0	1	2
3	1	1	1	1	2	0
3	1	1	1	0	1	0
1	0	0	0	0	0	1
2	2	1	1	0	1	0
0	0	0	0	1	0	0

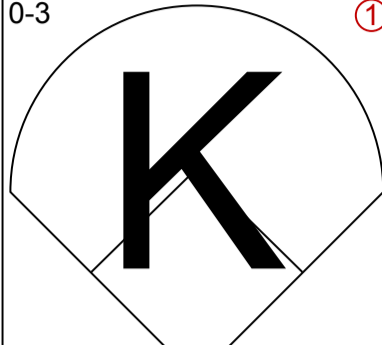
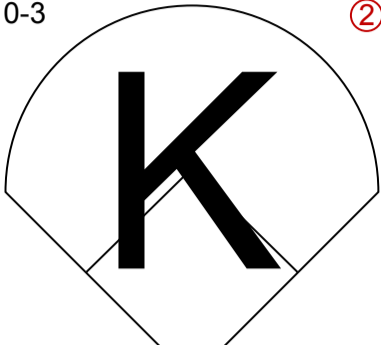
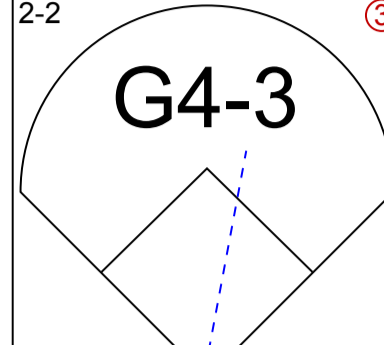
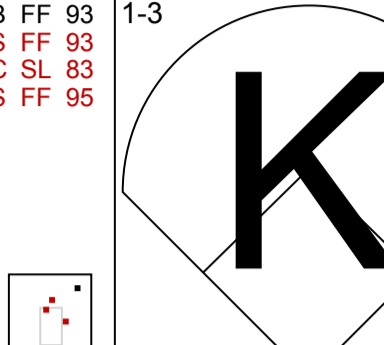
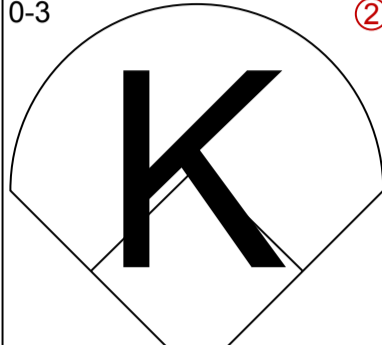
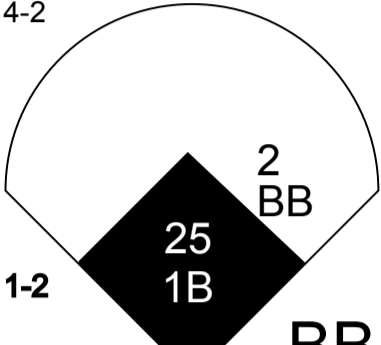
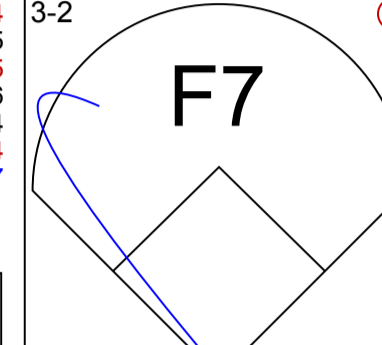
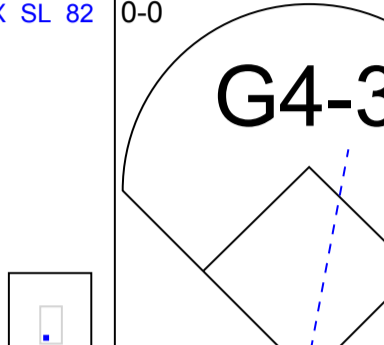
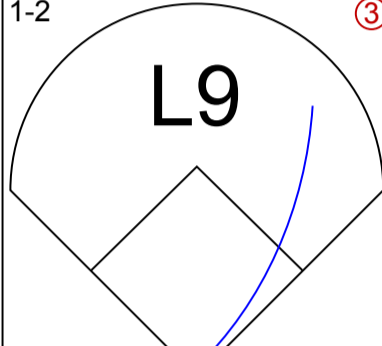
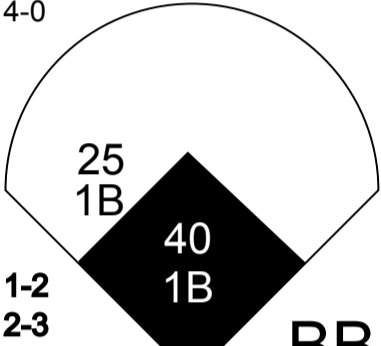
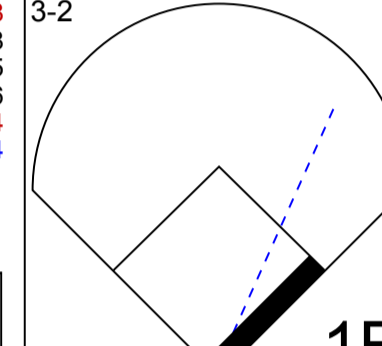
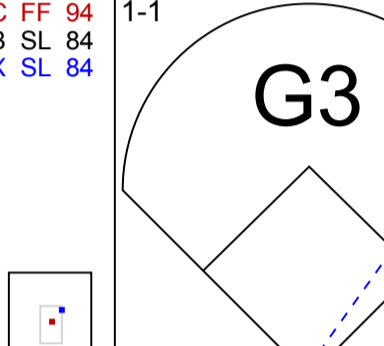
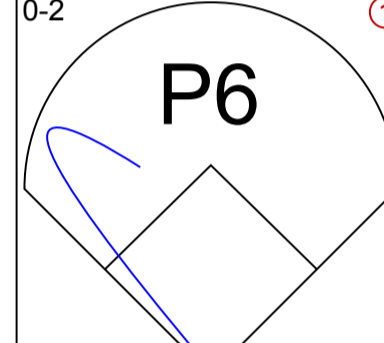
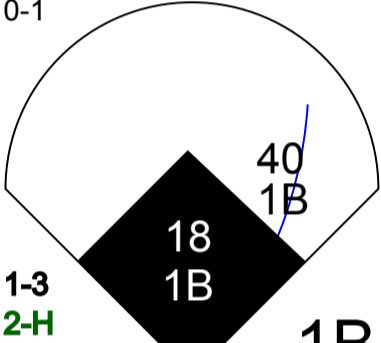
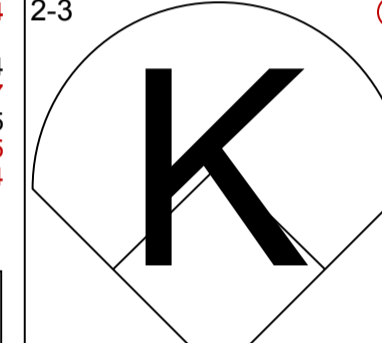
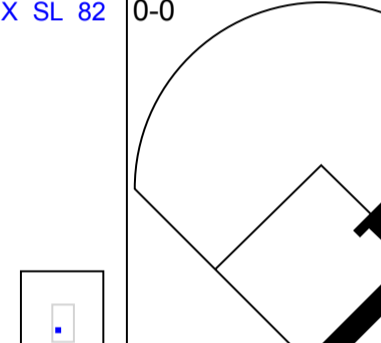
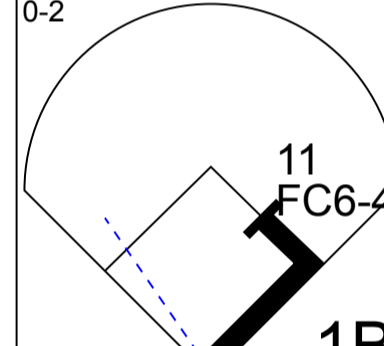
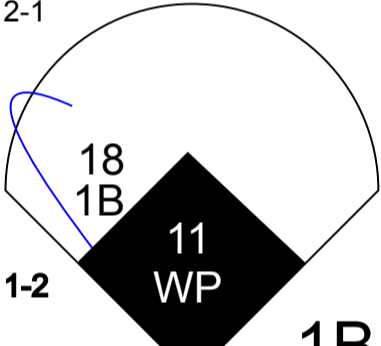
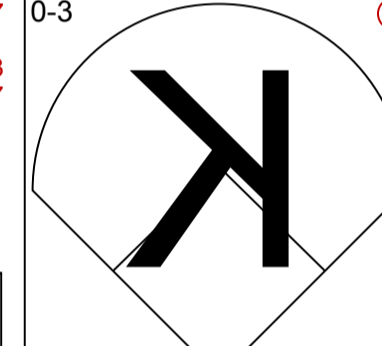
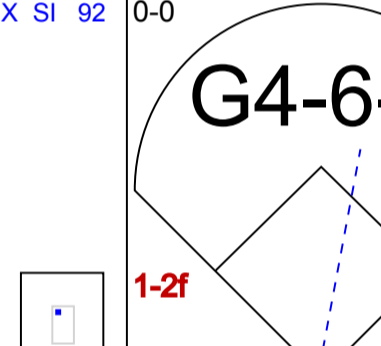
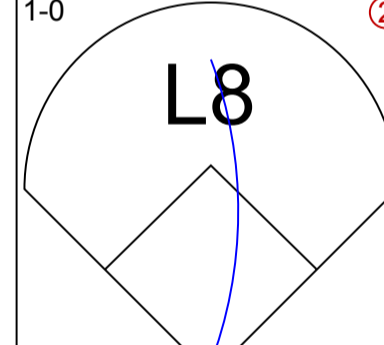
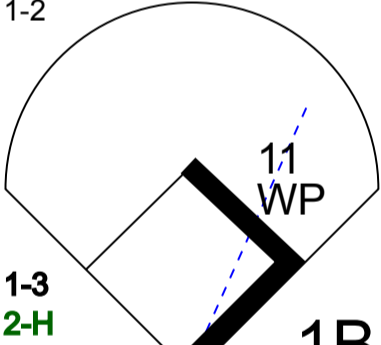
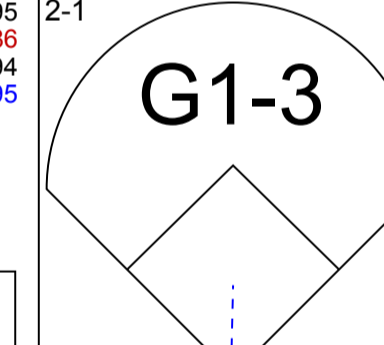
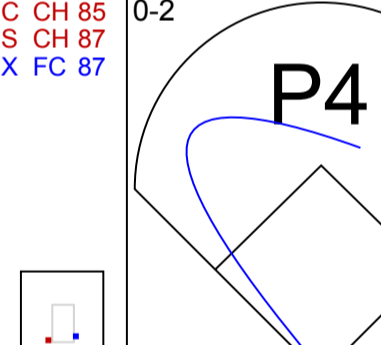
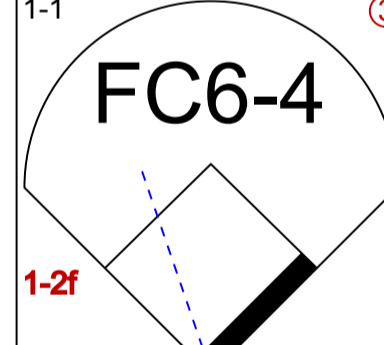
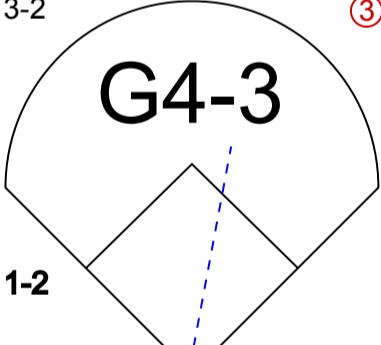
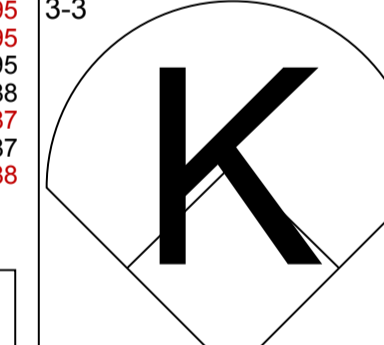
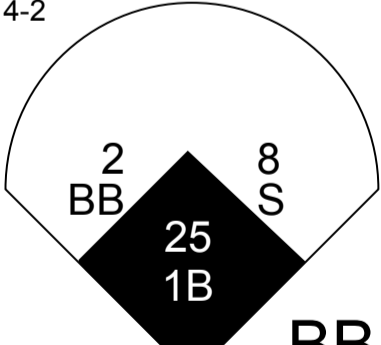
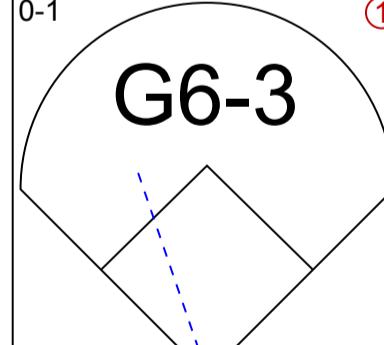
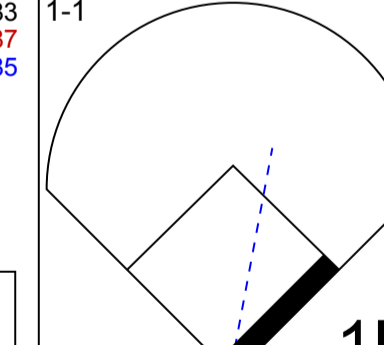
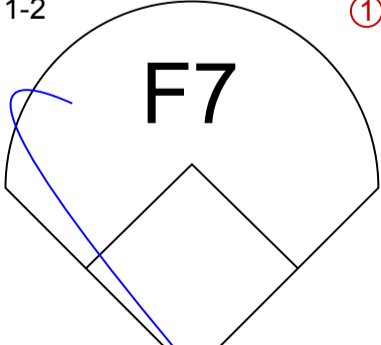
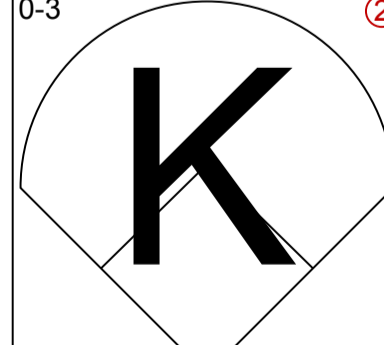
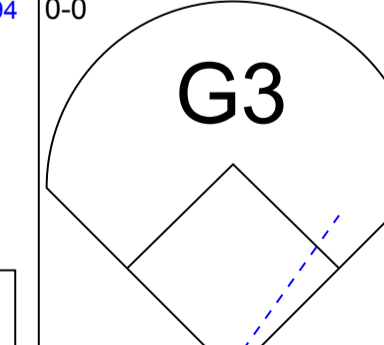
BOTTOM	
AB	35
R	14
H	13
RBI	13
BB	6
SO	12
LOB	10

Inning Stats	
R: 0	H: 0
E: 0	LOB: 0
K: 0	BB: 1
S: 7	P: 15
R: 0	H: 1
E: 0	LOB: 0
K: 1	BB: 0
S: 6	P: 10
R: 1	H: 1
E: 0	LOB: 0
K: 2	BB: 0
S: 14	P: 21
R: 8	H: 4
E: 0	LOB: 0
K: 2	BB: 3
S: 22	P: 44
R: 1	H: 1
E: 0	LOB: 0
K: 2	BB: 0
S: 13	P: 18
R: 2	H: 2
E: 0	LOB: 1
K: 2	BB: 1
S: 18	P: 29
R: 1	H: 2
E: 0	LOB: 2
K: 2	BB: 1
S: 19	P: 29
R: 1	H: 2
E: 0	LOB: 1
K: 1	BB: 0
S: 12	P: 16
1B: 5	SF: 0
2B: 2	SAC: 0
3B: 1	DP: 2
HR: 5	HBP: 1
WP: 1	PA: 42
PB: 0	
SB: 1	
CS: 0	

Atlanta Braves @ Tampa Bay Rays
Tropicana Field, St. Petersburg, FL
Mon Jul 27 2020, 6:41 PM - 9:43 PM EDT
Dome - 72 F

PITCHER	
26 Mike Foltynewicz, R ERA: 16.2 (1, 1)	IP: 3.1, WLS: L, BF: 16, H: 4, R: 6, ER: 6, SO: 3, BB: 4, IBB: 0, HBP: 0, BLK: 0, WP: 0, HR: 3, S: 38, P: 70, ERA: 16.20, WHIP: 2.400
62 Touki Toussaint, R ERA: 20.25 (4, 1)	IP: 2.2, WLS: L, BF: 15, H: 5, R: 6, ER: 6, SO: 6, BB: 1, IBB: 0, HBP: 1, BLK: 0, WP: 1, HR: 1, S: 42, P: 67, ERA: 20.25, WHIP: 2.250
33 A.J. Minter, L ERA: 5.4 (7, 1)	IP: 0.2, WLS: L, BF: 5, H: 2, R: 1, ER: 1, SO: 1, BB: 1, IBB: 0, HBP: 0, BLK: 0, WP: 0, HR: 0, S: 14, P: 23, ERA: 13.50, WHIP: 4.500
75 Grant Dayton, L ERA: 3.86 (7, 1)	IP: 1.1, WLS: L, BF: 6, H: 2, R: 1, ER: 1, SO: 2, BB: 0, IBB: 0, HBP: 0, BLK: 0, WP: 0, HR: 1, S: 17, P: 22, ERA: 6.75, WHIP: 1.500



Batter	1	2	3	4	5	6	7	8	9	AB	R	H	RBI	BB	SO	LOB	BOTTOM	
26 Ji Man Choi, L OBP: 0.316, SLG: 0.400 43 Mike Brosseau, R OBP: 0.333, SLG: 0.667										4	0	0	0	0	3	1	<p>Atlanta Braves @ Tampa Bay Rays Tropicana Field, St. Petersburg, FL Tue Jul 28 2020, 6:42 PM - 9:44 PM EDT Dome - 72 F</p>	
8 Brandon Lowe, L OBP: 0.500, SLG: 0.824										3	1	0	0	1	1	0		
2 Yandy Díaz, R OBP: 0.389, SLG: 0.154 13 Manuel Margot, R OBP: 0.231, SLG: 0.182										3	1	1	0	1	0	0		
25 Yoshi Tsutsugo, L OBP: 0.350, SLG: 0.412										4	1	2	2	0	1	1		
40 José Martínez, R OBP: 0.421, SLG: 0.563										4	1	2	1	0	1	2		
18 Joey Wendle, L OBP: 0.286, SLG: 0.571										4	0	1	1	0	0	1		
11 Hunter Renfro, R OBP: 0.250, SLG: 0.600										3	0	0	0	0	1	2		
39 Kevin Kiermaier, L OBP: 0.222, SLG: 0.294										2	1	1	0	1	0	0		
7 Michael Pérez, L										3	0	0	0	0	1	2		
Inning Stats	R: 0 E: 0 K: 2 S: 9	H: 0 LOB: 0 BB: 0 P: 10	R: 0 E: 0 K: 0 S: 9	H: 1 LOB: 1 BB: 0 P: 11	R: 5 E: 0 K: 1 S: 20	H: 3 LOB: 1 BB: 3 P: 39	R: 0 E: 0 K: 1 S: 8	H: 0 LOB: 0 BB: 0 P: 10	R: 0 E: 0 K: 1 S: 9	H: 1 LOB: 1 BB: 0 P: 22	R: 0 E: 0 K: 1 S: 9	H: 0 LOB: 0 BB: 0 P: 8	R: 0 E: 0 K: 0 S: 5	H: 1 LOB: 0 BB: 0 P: 5	1B: 7 2B: 0 3B: 0 HR: 0	SF: 0 SAC: 0 DP: 1 HBP: 0		WP: 1 PB: 0 SB: 1 CS: 0
PITCHER	IP WLS BF H R ER SO BB IBB HBP BLK WP HR S P ERA WHIP	IP WLS BF H R ER SO BB IBB HBP BLK WP HR S P ERA WHIP	IP WLS BF H R ER SO BB IBB HBP BLK WP HR S P ERA WHIP	IP WLS BF H R ER SO BB IBB HBP BLK WP HR S P ERA WHIP	IP WLS BF H R ER SO BB IBB HBP BLK WP HR S P ERA WHIP	IP WLS BF H R ER SO BB IBB HBP BLK WP HR S P ERA WHIP	IP WLS BF H R ER SO BB IBB HBP BLK WP HR S P ERA WHIP	IP WLS BF H R ER SO BB IBB HBP BLK WP HR S P ERA WHIP	IP WLS BF H R ER SO BB IBB HBP BLK WP HR S P ERA WHIP	IP WLS BF H R ER SO BB IBB HBP BLK WP HR S P ERA WHIP	IP WLS BF H R ER SO BB IBB HBP BLK WP HR S P ERA WHIP	IP WLS BF H R ER SO BB IBB HBP BLK WP HR S P ERA WHIP	IP WLS BF H R ER SO BB IBB HBP BLK WP HR S P ERA WHIP	IP WLS BF H R ER SO BB IBB HBP BLK WP HR S P ERA WHIP	IP WLS BF H R ER SO BB IBB HBP BLK WP HR S P ERA WHIP	IP WLS BF H R ER SO BB IBB HBP BLK WP HR S P ERA WHIP	IP WLS BF H R ER SO BB IBB HBP BLK WP HR S P ERA WHIP	IP WLS BF H R ER SO BB IBB HBP BLK WP HR S P ERA WHIP
30 Kyle Wright, R ERA: 16.88	(1, 1)	2.2	L	15	4	5	5	3	3	0	0	0	0	0	0	0	16.88	2.625
38 Josh Tomlin, R ERA:	(3, 1)	2.1		8	1	0	0	3	0	0	0	0	0	0	1	0	0.00	0.429
77 Luke Jackson, R ERA:	(6, 1)	1.0		4	1	0	0	1	0	0	0	0	0	0	0	0	0.00	1.000
68 Tyler Matzek, L ERA:	(7, 1)	1.0		4	1	0	0	1	0	0	0	0	0	0	0	0	0.00	1.000
19 Shane Greene, R ERA:	(8, 1)	1.0		2	0	0	0	0	0	0	0	0	0	0	0	0	0.00	0.000

livebaseballscorecards.com

AB	30
R	5
H	7
RBI	4
BB	3
SO	8
LOB	9




Batter	1	2	3	4	5	6	7	8	9	AB	R	H	RBI	BB	SO	LOB
13 Ronald Acuña Jr., R OBP: 0.286, SLG: 0.208	3-1 5 2B HBP		1-1 5 HR 1B		0-1 F9	1-3 K	4-2 BB			3	1	1	0	1	1	2
1 Ozzie Albies, S OBP: 0.214, SLG: 0.393	2-3 K		3-2 G3		0-3 K	1-1 5 1B	1-2 K			5	0	1	1	0	3	5
5 Freddie Freeman, L OBP: 0.480, SLG: 0.579	0-1 1-H 2B		0-0 2-H HR		0-0 20 BB 1B	1-2 1B		1-2 G1-3		5	1	4	3	0	0	0
20 Marcell Ozuna, R OBP: 0.417, SLG: 0.762	1-0 G6-3		1-0 1B		4-0 BB		1-2 17 2B 16 SF9 2B	0-3 K		3	1	2	0	1	0	1
23 Adam Duvall, R OBP: 0.125, SLG: 0.500										1	0	0	0	0	1	0
18 Matt Adams, L OBP: 0.190, SLG: 0.300		2-1 E5 7 1B	0-1 L8		0-2 F7		2-1 7 WP 7 E 2B	3-1 F7		3	0	0	0	0	0	3
17 Johan Camargo, S OBP: 0.364, SLG: 0.400										2	1	1	0	0	0	0
16 Travis d'Arnaud, R OBP: 0.250, SLG: 0.667		1-3 K	2-3 K				1-1 7 2B 2B	3-2 SF9		3	1	1	1	0	2	2
7 Dansby Swanson, R OBP: 0.391, SLG: 0.739	1-2 1B			1-2 K		1-2 27 G5-3 1 1B 2B	2-1 E6 13 BB 11 S			4	1	2	1	0	1	0
27 Austin Riley, R OBP: 0.156, SLG: 0.278	1-2 K			1-0 G5-3		0-1 G5-3	2-1 F9			4	0	0	0	0	1	4
11 Ender Inciarte, L OBP: 0.250, SLG: 0.176	1-3 K			0-1 G6-3		4-2 5 1B 1B BB	4-2 13 BB			2	1	0	0	2	1	2

Inning Stats	R: 0	H: 1	E: 0	LOB: 1	K: 1	BB: 0	S: 9	R: 0	H: 1	E: 1	LOB: 2	K: 3	BB: 0	S: 17	R: 2	H: 3	E: 0	LOB: 1	K: 1	BB: 0	S: 13	R: 0	H: 0	E: 0	LOB: 0	K: 1	BB: 0	S: 6	R: 0	H: 1	E: 0	LOB: 2	K: 1	BB: 1	S: 10	R: 3	H: 4	E: 0	LOB: 2	K: 1	BB: 1	S: 19	R: 2	H: 2	E: 1	LOB: 3	K: 1	BB: 2	S: 24	R: 0	H: 0	E: 0	LOB: 0	K: 1	BB: 0	S: 10	1B: 6	SF: 1	2B: 5	SAC: 0	3B: 0	DP: 0	HR: 1	HBP: 1	WP: 1	PA: 41
--------------	------	------	------	--------	------	-------	------	------	------	------	--------	------	-------	-------	------	------	------	--------	------	-------	-------	------	------	------	--------	------	-------	------	------	------	------	--------	------	-------	-------	------	------	------	--------	------	-------	-------	------	------	------	--------	------	-------	-------	------	------	------	--------	------	-------	-------	-------	-------	-------	--------	-------	-------	-------	--------	-------	--------

PITCHER	IP	WLS	BF	H	R	ER	SO	BB	IBB	HBP	BLK	WP	HR	S	P	ERA	WHIP
50 Charlie Morton, R ERA: 8.0	(1, 1)	5.0		23	6	2	2	7	1	0	0	0	1	55	80	3.60	1.400
36 Andrew Kittredge, R ERA: 7.71	(6, 1)	0.1	H	3	2	2	2	0	0	0	0	0	0	8	10	54.00	6.000
47 Oliver Drake, R ERA: 3.38	(6, 1)	0.2	L	4	2	1	1	1	0	0	0	0	0	11	18	13.50	4.500
46 José Alvarado, L ERA: 2.45	(7, 1)	0.2		6	2	2	1	0	1	0	0	1	0	18	32	13.50	4.500
15 Aaron Loup, L ERA:	(7, 1)	1.1		5	0	0	0	2	1	0	0	0	0	16	25	0.00	0.750

Tampa Bay Rays @ Atlanta Braves
 Truist Park, Atlanta, GA
 Wed Jul 29 2020, 7:12 PM - 10:34 PM EDT
 Partly Cloudy - 82 F

AB	35
R	7
H	12
RBI	6
BB	4
SO	10
LOB	19



PITCHER	IP	WLS	BF	H	R	ER	SO	BB	IBB	HBP	BLK	WP	HR	S	P	ERA	WHIP
50 Charlie Morton, R ERA: 8.0	(1, 1)	5.0		23	6	2	2	7	1	0	0	0	1	55	80	3.60	1.400
36 Andrew Kittredge, R ERA: 7.71	(6, 1)	0.1	H	3	2	2	2	0	0	0	0	0	0	8	10	54.00	6.000
47 Oliver Drake, R ERA: 3.38	(6, 1)	0.2	L	4	2	1	1	1	0	0	0	0	0	11	18	13.50	4.500
46 José Alvarado, L ERA: 2.45	(7, 1)	0.2		6	2	2	1	0	1	0	0	1	0	18	32	13.50	4.500
15 Aaron Loup, L ERA:	(7, 1)	1.1		5	0	0	0	2	1	0	0	0	0	16	25	0.00	0.750

Batter	1	2	3	4	5	6	7	8	9	AB	R	H	RBI	BB	SO	LOB	TOP										
2 Yandy Díaz, R (1, 5) OBP: 0.385, SLG: 0.111	1-3 K			0-0 L9		4-2 BB		0-0 G4-3		3	0	0	0	1	1	0											
40 José Martínez, R (1, 10) OBP: 0.333, SLG: 0.429	3-3 K			2-3 K		2-0 G5-3		1-0 L7		4	0	0	0	0	2	2											
8 Brandon Lowe, L (1, 7) OBP: 0.379, SLG: 0.577 39 Kevin Kiermaier, L (9, PR) OBP: 0.227, SLG: 0.286	0-3 K			0-0 G5-3			0-0 F7	3-2 1B		4	0	1	0	0	1	0											
11 Hunter Renfroe, R (1, 9) OBP: 0.208, SLG: 0.435		2-1 G5-3		2-3 K		1-1 G5-3		3-3 K		4	0	0	0	0	2	1											
1 Willy Adames, R (1, 6) OBP: 0.455, SLG: 0.500		0-0 G5-3		2-2 G6-3		3-2 2B				3	1	1	0	0	0	0											
43 Mike Brosseau, R (1, 3) OBP: 0.400, SLG: 0.600 26 Ji Man Choi, L (7, PH) OBP: 0.350, SLG: 0.438 (7, 3)		2-3 K		0-0 1B		0-0 1B				2	0	1	0	0	1	0											
18 Joey Wendle, L (1, 4) OBP: 0.300, SLG: 0.500			0-1 G4-3		0-0 PO	3-2 G4-3		0-0 P6		3	0	0	0	0	0	1											
13 Manuel Margot, R (1, 8) OBP: 0.200, SLG: 0.167			0-2 L5		1-1 1B			3-2 P3		3	0	1	0	0	0	0											
10 Mike Zunino, R (1, 2) OBP: 0.333, SLG: 0.417 25 Yoshi Tsutsugo, L (8, PH) OBP: 0.320, SLG: 0.364 7 Michael Pérez, L (8, 2)			0-0 P2		0-3 K			3-2 K		2	0	0	0	0	1	1											
Inning Stats	R: 0 E: 0 K: 3 S: 10	H: 0 LOB: 0 BB: 0 P: 14	R: 0 E: 0 K: 1 S: 7	H: 0 LOB: 0 BB: 0 P: 11	R: 0 E: 0 K: 0 S: 6	H: 0 LOB: 0 BB: 0 P: 6	R: 0 E: 0 K: 1 S: 5	H: 0 LOB: 0 BB: 0 P: 7	R: 0 E: 0 K: 1 S: 8	H: 1 LOB: 0 BB: 0 P: 12	R: 0 E: 0 K: 1 S: 13	H: 1 LOB: 2 BB: 1 P: 23	R: 1 E: 0 K: 0 S: 10	H: 2 LOB: 1 BB: 0 P: 14	R: 0 E: 0 K: 1 S: 9	H: 0 LOB: 0 BB: 0 P: 15	R: 0 E: 0 K: 1 S: 8	H: 1 LOB: 1 BB: 0 P: 15	1B: 4 2B: 1 3B: 0 HR: 0	SF: 0 SAC: 0 DP: 0 HBP: 0	WP: 0 PB: 0 SB: 0 CS: 1	PA: 32					
PITCHER	IP	WLS	BF	H	R	ER	SO	BB	IBB	HBP	BLK	WP	HR	S	P	ERA	WHIP										
54 Max Fried, L (1, 1) ERA: 2.31	6.2	W	23	3	1	1	7	1	0	0	0	0	0	57	85	1.35	0.600										
77 Luke Jackson, R (7, 1) ERA:	1.0	H	4	1	0	0	1	0	0	0	0	0	0	10	16	0.00	1.000										
19 Shane Greene, R (8, 1) ERA:	0.1	H	1	0	0	0	0	0	0	0	0	0	0	1	1	0.00	0.000										
36 Mark Melancon, R (9, 1) ERA:	1.0	S	3	1	0	0	1	0	0	0	0	0	0	8	15	0.00	1.000										

Tampa Bay Rays @ Atlanta Braves
 Truist Park, Atlanta, GA
 Thu Jul 30 2020, 7:12 PM - 9:51 PM EDT
 Cloudy - 87 F

livebaseballscorecards.com

AB	30
R	1
H	5
RBI	1
BB	1
SO	9
LOB	5



Batter	1	2	3	4	5	6	7	8	9	10	11	AB R H RBI BB SO LOB	TOP
2 Yandy Diaz, R OBP: 0.371, SLG: 0.154	X SI 87 0-0 40 1B		X CU 74 0-0 G6-3		B CH 79 3-2 B CH 78 C FC 84 I SAFE B CU 74 C FC 81 X FC 84 G1-3			C FC 88 0-2 S FC 89 F FF 92 X SL 82 FC1 40 1B 8 25 BB FC4-6	C SL 88 2-2 F CH 94 B SL 88 B CH 93 X SI 88 1B			5 1 2 0 0 0 2	
43 Mike Brosseau, R OBP: 0.500, SLG: 1.000 26 Ji Man Choi, L OBP: 0.333, SLG: 0.409	C CU 72 0-2 S CH 80 F FC 85 X CH 79 F8		C FC 84 0-1 X FC 83 1B		X CU 72 0-0 HR			C FC 88 3-3 B FC 88 B FF 93 B FO 89 F FC 88 S FF 92 K	F FF 95 1-3 F FF 96 D FF 97 S SL 88 K	0-0 25 F7-5		3 1 2 1 0 0 1 2 0 0 0 0 2 3	
25 Yoshi Tsutsugo, L OBP: 0.294, SLG: 0.333	C FF 87 3-2 B CU 72 D CU 72 C FC 83 I SAFE D CH 80 X FC 85 L8		F CU 73 1-2 S FC 83 B SI 87 X CH 79 G4-3		C FC 82 2-1 B FC 82 X FC 82 F7			C FC 88 4-2 B FF 94 S FC 88 B FF 95 B FC 88 B FO 89 F FC 88 B FF 94 8 FC4-6 40 1B 39 1B BB		B FF 94 2-0 D SL 88 X FF 95 F7-5		4 1 0 0 1 0 2	
40 José Martínez, R OBP: 0.379, SLG: 0.440	C SI 88 2-2 B CH 80 B FC 86 S CU 74 X FC 85 1B			B CH 77 2-2 C CU 74 F CH 78 B CH 79 X CH 79 F8		C FF 95 0-3 F FF 96 S ST 84 K		X FC 88 0-0 8 FC4-6 1B		B FF 97 4-1 B FF 95 S SL 88 B SL 86 B FF 95 39 WP 8 BB BB		4 0 2 1 1 1 0	
1 Willy Adames, R OBP: 0.414, SLG: 0.458 8 Brandon Lowe, L OBP: 0.389, SLG: 0.613	C CU 73 1-3 S CH 80 B CH 80 C SI 88 K		C CU 74 2-3 B CH 79 S CH 80 K		X ST 83 0-0 G6-3		C CH 93 1-2 B SI 88 B CH 93 X CH 92 FC4-6 39 1B		D SL 88 4-1 B FF 96 B FF 96 C FF 96 B FF 95 1-2 39 WP BB		3 0 0 0 0 2 2 1 0 0 1 1 0 2		
11 Hunter Renfroe, R OBP: 0.226, SLG: 0.414 39 Kevin Kiermaier, L OBP: 0.214, SLG: 0.259	C SI 86 3-2 B FC 84 C CU 74 B CH 80 B CH 79 X FC 85 L7		S FC 83 3-3 B CH 78 B CH 79 S CU 72 B CU 74 C FC 85 K		B FF 95 2-1 C ST 84 B ST 86 X ST 84 G1		C CH 93 1-1 B SI 88 X CH 92 1-2 1B		D SL 88 3-3 B FF 96 B FF 96 F FF 96 F FF 98 S SL 88 K	0-0 13 L3-4		3 0 0 0 0 1 0 2 0 1 1 0 1 2	
10 Mike Zunino, R OBP: 0.250, SLG: 0.250	B SI 86 2-0 B CU 75 X CH 79 G6-3			B SI 86 1-1 C CH 78 X FC 83 P3		B FF 94 3-3 B FF 94 C FF 94 C FF 93 F FF 94 F FF 95 C ST 84 K		C SI 98 0-1 X SI 98 0-1 F9		F FC 90 2-3 C FF 93 B FC 91 F FC 91 D CU 92 S FC 91 K		5 0 0 0 0 2 2	
13 Manuel Margot, R OBP: 0.172, SLG: 0.185	C CU 74 0-2 L CH 81 F FC 86 X FF 86 L7			C CH 79 1-1 B CH 79 X CU 74 G5-3		C ST 84 0-1 X ST 84 G6-3		F SI 99 3-1 B SI 97 B SI 98 X SI 96 G5-3		C FF 94 1-1 B FF 94 B FC 91 X FC 90 L3-4		5 0 0 0 0 0 0	
18 Joey Wendle, L OBP: 0.333, SLG: 0.478	B FF 86 1-1 C FC 82 X CU 73 F7			C FC 84 4-2 B FC 82 B CH 77 F CH 79 B SI 87 B SI 86 BB		C FF 94 0-1 X CH 87 25 BB 40 1B 1B		F CH 93 1-2 S SL 84 B SL 86 F CH 93 F SL 86 T SI 99 K			3 1 1 0 1 1 0		
Inning Stats	R: 0 H: 2 E: 0 LOB: 2 K: 1 BB: 0 S: 14 P: 20	R: 0 H: 0 E: 0 LOB: 0 K: 0 BB: 0 S: 8 P: 13	R: 0 H: 1 E: 0 LOB: 1 K: 0 BB: 0 S: 8 P: 10	R: 0 H: 0 E: 0 LOB: 0 K: 2 BB: 0 S: 9 P: 16	R: 0 H: 0 E: 0 LOB: 1 K: 0 BB: 1 S: 10 P: 19	R: 1 H: 1 E: 0 LOB: 0 K: 1 BB: 0 S: 7 P: 9	R: 0 H: 0 E: 0 LOB: 0 K: 1 BB: 0 S: 9 P: 14	R: 3 H: 3 E: 1 LOB: 2 K: 1 BB: 1 S: 20 P: 29	R: 0 H: 1 E: 0 LOB: 1 K: 2 BB: 0 S: 13 P: 20	R: 0 H: 0 E: 0 LOB: 2 K: 1 BB: 2 S: 7 P: 20	R: 0 H: 0 E: 0 LOB: 0 K: 1 BB: 0 S: 6 P: 9	1B: 7 SF: 0 2B: 2 SAC: 0 3B: 0 DP: 2 HR: 1 HBP: 0	WP: 1 PA: 44 PB: 0 SB: 0 CS: 0
PITCHER 23 Wade LeBlanc, L ERA: 4.09 58 Evan Phillips, R ERA: 10.13 43 Shawn Armstrong, R ERA: 50 Miguel Castro, R ERA: 66 Tanner Scott, L ERA:	IP WLS BF H R ER SO BB IBB HBP BLK WP HR S P ERA WHIP	5.1 21 4 1 1 3 1 0 0 0 0 1 52 83 1.69 0.938	1.2 H 6 1 1 1 2 0 0 0 0 0 0 15 20 5.40 0.600	0.1 H 4 1 0 0 1 1 0 0 0 0 0 11 18 0.00 6.000	1.1 B 6 2 2 0 1 0 0 0 0 0 0 17 25 0.00 1.500	1.1 5 0 0 0 2 2 0 0 0 1 0 10 24 0.00 1.500	PITCHER 70 Travis Lakins Sr., R ERA: 3.18 (11, 1)	IP WLS BF H R ER SO BB IBB HBP BLK WP HR S P ERA WHIP	1.0 W 2 0 0 0 1 0 0 0 0 0 0 6 9 0.00 0.000				

Tampa Bay Rays @ Baltimore Orioles
 Oriole Park at Camden Yards, Baltimore, MD
 Sat Aug 01 2020, 7:36 PM - 11:26 PM EDT
 Cloudy - 85 F

AB	40
R	4
H	8
RBI	4
BB	4
SO	10
LOB	16



Batter	1	2	3	4	5	6	7	8	9	10	11	AB R H RBI BB SO LOB	BOTTOM
21 Austin Hays, R OBP: 0.212, SLG: 0.107			B1-3		E6	F9						5 0 0 0 0 2 2	Tampa Bay Rays @ Baltimore Orioles Oriole Park at Camden Yards, Baltimore, MD Sat Aug 01 2020, 7:36 PM - 11:26 PM EDT Cloudy - 85 F
57 Hanser Alberto, R OBP: 0.438, SLG: 0.667			G4-3		P6				F7			5 0 1 0 0 1 1	
25 Anthony Santander, S OBP: 0.276, SLG: 0.519	G4-3		F8		F8					G5-3		5 0 0 0 0 1 1	
39 Renato Núñez, R OBP: 0.323, SLG: 0.500										FC6-2		4 2 1 1 1 1 2	
35 Dwight Smith Jr., L OBP: 0.308, SLG: 0.500		G3-1										4 2 2 0 0 1 1	
31 Cedric Mullins, L												0 0 0 0 0 0 0	
11 Jose Iglesias, R OBP: 0.471, SLG: 0.706												1 0 0 0 0 0 1	
36 Bryan Holaday, R												0 1 0 0 0 0 0	
28 Pedro Severino, R OBP: 0.391, SLG: 0.650					L8							3 0 1 1 1 0 1	
14 Rio Ruiz, L OBP: 0.385, SLG: 0.727												2 0 1 2 2 0 0	
15 Chance Sisco, L OBP: 0.556, SLG: 0.200												4 0 1 0 1 3 3	
13 Andrew Velazquez, S												3 0 0 0 0 1 6	
24 DJ Stewart, L												1 0 0 0 0 1 0	
74 Pat Valaika, R OBP: 0.333, SLG: 0.273												1 0 1 1 0 0 0	

Inning Stats	R: 0	H: 0	E: 0	K: 2	S: 11	H: 0	LOB: 0	BB: 0	P: 17	R: 0	H: 0	E: 0	K: 1	S: 12	H: 0	LOB: 3	BB: 3	P: 30	R: 0	H: 0	E: 0	K: 0	S: 3	H: 0	LOB: 0	BB: 0	P: 4	R: 2	H: 3	E: 0	K: 2	S: 16	H: 3	LOB: 1	BB: 0	P: 27	R: 0	H: 0	E: 1	K: 0	S: 9	H: 0	LOB: 0	BB: 0	P: 13	R: 2	H: 3	E: 0	K: 0	S: 18	H: 3	LOB: 2	BB: 1	P: 28	R: 0	H: 1	E: 0	K: 2	S: 13	H: 0	LOB: 0	BB: 0	P: 18	R: 0	H: 0	E: 0	K: 1	S: 8	H: 0	LOB: 0	BB: 0	P: 9	R: 0	H: 0	E: 0	K: 2	S: 7	H: 0	LOB: 0	BB: 0	P: 10	R: 0	H: 0	E: 0	K: 0	S: 4	H: 0	LOB: 1	BB: 0	P: 7	R: 1	H: 1	E: 0	K: 1	S: 7	H: 1	LOB: 2	BB: 1	P: 10	1B: 7	SF: 1	2B: 0	SAC: 1	3B: 0	DP: 0	HR: 1	HBP: 0	WP: 1	PA: 45
PITCHER	IP	WLS	BF	H	R	ER	SO	BB	IBB	HBP	BLK	WP	HR	S	P	ERA	WHIP																			PITCHER	IP	WLS	BF	H	R	ER	SO	BB	IBB	HBP	BLK	WP	HR	S	P	ERA	WHIP																																																								
20 Tyler Glasnow, R ERA: 3.12	(1, 1)	4.2		20	3	2	2	5	3	0	0	0	1	1	49	88	3.86	1.286																			52 Chaz Roe, R ERA:	(11, 1)	0.0		1	1	1	0	0	0	0	0	0	0	3	3	∞	∞																																																							
34 Trevor Richards, R ERA: 10.13	(5, 1)	2.1		12	4	2	2	2	1	0	0	0	0	0	33	49	7.71	2.143																																																																																											
70 Nick Anderson, R ERA:	(8, 1)	1.0		3	0	0	0	1	0	0	0	0	0	0	8	9	0.00	0.000																																																																																											
63 Diego Castillo, R ERA:	(9, 1)	1.0		3	0	0	0	2	0	0	0	0	0	7	10	0.00	0.000																																																																																												
47 Oliver Drake, R ERA: 2.08	(10, 1)	1.2	L	6	0	0	0	1	0	1	0	0	0	0	8	14	0.00	0.000																																																																																											

AB	38
R	5
H	8
RBI	5
BB	5
SO	11
LOB	18



livebaseballscores.com

Batter	1	2	3	4	5	6	7	8	9	AB R H RBI BB SO LOB	TOP							
2 Yandy Díaz, R OBP: 0.359, SLG: 0.167 (1, 10)	2-1 1B FC5-4	2-2 1-2f			2-2 G6-3			2-2 G6-3		4 0 1 0 0 0 3								
43 Mike Brosseau, R OBP: 0.333, SLG: 0.667 (1, 5) (8, 7)	1-3 K		0-1 F7		0-3 K			0-0 G5-3		4 0 0 0 0 2 1								
8 Brandon Lowe, L OBP: 0.375, SLG: 0.657 (1, 4)	1-1 F9		2-3 K			2-2 HR		1-1 L8		4 1 1 1 0 1 1								
40 José Martínez, R OBP: 0.355, SLG: 0.407 26 Ji Man Choi, L OBP: 0.310, SLG: 0.375 (1, 3) (6, PH) (6, 3)	2-3 K		1-3 K			1-1 G3			1-1 P4	2 0 0 0 0 2 1 2 0 0 0 0 0 0								
11 Hunter Renfroe, R OBP: 0.229, SLG: 0.394 (1, 9)		0-0 1B		2-1 L7		0-0 P4			3-2 L4	4 0 1 0 0 0 0								
13 Manuel Margot, R OBP: 0.156, SLG: 0.167 18 Joey Wendle, L OBP: 0.320, SLG: 0.458 (1, 7) (8, 5)		2-3 K		2-3 K		2-3 K			1-1 F8	3 0 0 0 0 3 1 1 0 0 0 0 0 0								
1 Willy Adames, R OBP: 0.438, SLG: 0.481 (1, 6)		3-2 1B		0-0 1B			2-3 K			3 0 2 0 0 1 0								
39 Kevin Kiermaier, L OBP: 0.226, SLG: 0.267 (1, 8)		1-1 1B		1-3 K			1-1 G6-3			3 0 1 0 0 1 1								
10 Mike Zunino, R OBP: 0.222, SLG: 0.217 (1, 2)		2-2 F7			0-0 F8			2-2 G6-3		3 0 0 0 0 0 3								
Inning Stats	R: 0 H: 1 E: 0 LOB: 1 K: 2 BB: 0 S: 10 P: 16	R: 0 H: 3 E: 0 LOB: 3 K: 1 BB: 0 S: 16 P: 26	R: 0 H: 0 E: 0 LOB: 0 K: 2 BB: 0 S: 9 P: 12	R: 0 H: 1 E: 0 LOB: 1 K: 2 BB: 0 S: 9 P: 14	R: 0 H: 0 E: 0 LOB: 0 K: 1 BB: 0 S: 8 P: 10	R: 1 H: 1 E: 0 LOB: 0 K: 1 BB: 0 S: 11 P: 16	R: 0 H: 0 E: 0 LOB: 0 K: 1 BB: 0 S: 9 P: 14	R: 0 H: 0 E: 0 LOB: 0 K: 0 BB: 0 S: 6 P: 9	R: 0 H: 0 E: 0 LOB: 0 K: 0 BB: 0 S: 7 P: 12	1B: 5 SF: 0 2B: 0 SAC: 0 3B: 0 DP: 0 HR: 1 HBP: 0	WP: 0 PA: 33 PB: 0 SB: 0 CS: 0							
PITCHER	IP WLS BF H R ER SO BB IBB HBP BLK WP HR S P ERA WHIP																	
69 Tommy Milone, L ERA: 5.63 (1, 1)	5.0		21	6	1	1	8	0	0	0	0	0	0	1	55	83	1.80	1.200
50 Miguel Castro, R ERA: (6, 1)	1.0		3	0	0	0	1	0	0	0	0	0	0	8	11	0.00	0.000	
58 Evan Phillips, R ERA: 7.36 (7, 1)	1.0	W	3	0	0	0	1	0	0	0	0	0	0	9	14	0.00	0.000	
54 Cole Sulser, R ERA: 4.5 (8, 1)	2.0	S	6	0	0	0	0	0	0	0	0	0	0	13	21	0.00	0.000	

Tampa Bay Rays @ Baltimore Orioles
 Oriole Park at Camden Yards, Baltimore, MD
 Sun Aug 02 2020, 1:06 PM - 4:01 PM EDT
 Partly Cloudy - 89 F

livebaseballscorecards.com

AB 33
 R 1
 H 6
 RBI 1
 BB 0
 SO 10
 LOB 11



Batter	1	2	3	4	5	6	7	8	9	AB	R	H	RBI	BB	SO	LOB
57 Hanser Alberto, R OBP: 0.459, SLG: 0.686 (1, 4)	1-0 15 HBP 39 BB 1B	0-0 G4-3		0-1 G5-3			1-1 39 1B 2B	0-1 39 WP 1B		5	1	3	1	0	0	1
25 Anthony Santander, S OBP: 0.265, SLG: 0.469 (1, 9)	1-2 P2		2-0 G4-3		1-0 39 1B 1B		0-1 F7	1-3 K		5	0	1	0	0	1	4
39 Renato Núñez, R OBP: 0.361, SLG: 0.594 (1, 3)	4-1 15 HBP BB		0-0 HR		1-2 G1-3		2-2 11 2B 1B	2-3 K		4	2	2	2	1	1	3
28 Pedro Severino, R OBP: 0.333, SLG: 0.542 (1, 2)	1-3 K		2-2 G6-3		0-1 P9		3-3 K			4	0	0	0	0	2	4
15 Chance Sisco, L OBP: 0.638, SLG: 0.333 11 Jose Iglesias, R OBP: 0.526, SLG: 0.789 35 Dwight Smith Jr., L OBP: 0.308, SLG: 0.500 (1, 10), (5, PH), (6, 10), (7, PR), (8, 10)	1-1 HBP		3-1 24 BB 1B		1-2 1B		0-0 2B			1	0	1	0	0	0	0
24 DJ Stewart, L 21 Austin Hays, R OBP: 0.200, SLG: 0.100 (1, 7), (6, PH), (7, 8)	1-1 G3		4-1 BB		1-0 G6-3		2-3 K			1	0	0	0	1	0	3
74 Pat Valaika, R OBP: 0.313, SLG: 0.467 (1, 5)		2-0 G4-3	0-0 F7		1-0 G6-3		2-3 K	1-1 HR		4	1	1	1	0	1	2
13 Andrew Velazquez, S OBP: 0.083, SLG: 0.083 (1, 6)		0-0 E5 1B		2-2 F7		0-1 G5-3		0-1 G6-3		4	0	1	0	0	0	0
31 Cedric Mullins, L OBP: 0.250, SLG: 0.100 (1, 8), (7, 7)		3-3 K		1-3 K			0-0 57 2B 1B	4-1 57 1B BB		3	1	1	0	1	2	1

Inning Stats	R: 0	H: 1	E: 0	LOB: 3	K: 1	P: 20	R: 0	H: 1	E: 1	LOB: 1	K: 1	P: 11	R: 1	H: 2	E: 0	LOB: 2	K: 0	P: 20	R: 0	H: 0	E: 0	LOB: 0	K: 1	P: 13	R: 0	H: 2	E: 0	LOB: 2	K: 0	P: 15	R: 0	H: 0	E: 0	LOB: 0	K: 1	P: 10	R: 3	H: 4	E: 0	LOB: 1	K: 2	P: 24	R: 1	H: 2	E: 0	LOB: 2	K: 2	P: 21
--------------	------	------	------	--------	------	-------	------	------	------	--------	------	-------	------	------	------	--------	------	-------	------	------	------	--------	------	-------	------	------	------	--------	------	-------	------	------	------	--------	------	-------	------	------	------	--------	------	-------	------	------	------	--------	------	-------

PITCHER	IP	WLS	BF	H	R	ER	SO	BB	IBB	HBP	BLK	WP	HR	S	P	ERA	WHIP
72 Yonny Chirinos, R ERA: 1.04 (1, 1)	4.2		22	5	1	1	3	2	0	1	0	0	1	42	72	1.93	1.500
68 Jalen Beeks, L ERA: 4.5 (5, 1)	1.1	L	5	2	1	1	1	0	0	0	0	0	0	14	18	6.75	1.500
52 Chaz Roe, R ERA: 4.91 (7, 1)	1.0		6	3	2	2	2	0	0	0	0	0	0	15	23	18.00	3.000
46 José Alvarado, L ERA: 3.86 (8, 1)	1.0		6	2	1	1	2	1	0	0	0	1	1	13	21	9.00	3.000

BOTTOM

Tampa Bay Rays @ Baltimore Orioles
 Oriole Park at Camden Yards, Baltimore, MD

Sun Aug 02 2020, 1:06 PM - 4:01 PM EDT
 Partly Cloudy - 89 F

AB	35
R	5
H	12
RBI	5
BB	3
SO	8
LOB	19

WP: 1 PA: 39
 PB: 0
 SB: 1
 CS: 0



PITCHER	IP	WLS	BF	H	R	ER	SO	BB	IBB	HBP	BLK	WP	HR	S	P	ERA	WHIP
---------	----	-----	----	---	---	----	----	----	-----	-----	-----	----	----	---	---	-----	------

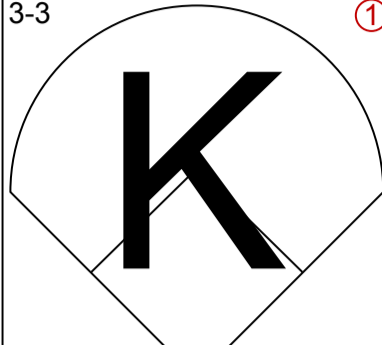
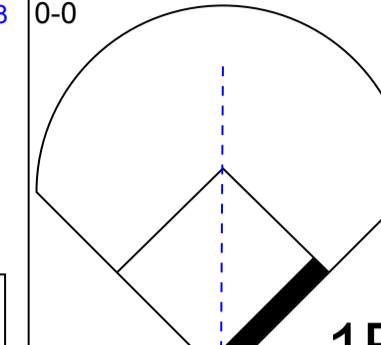
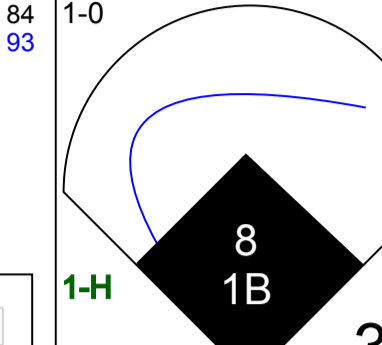
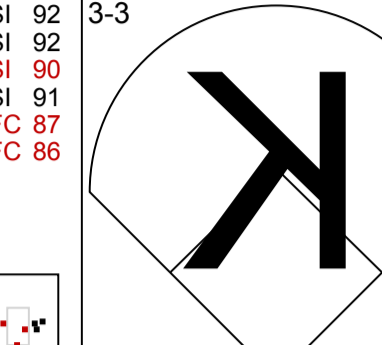
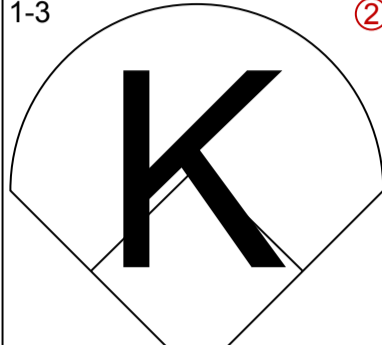
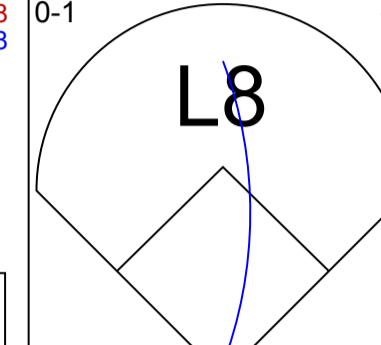
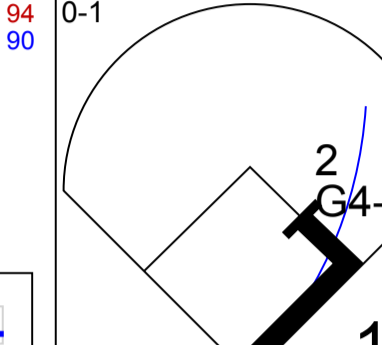
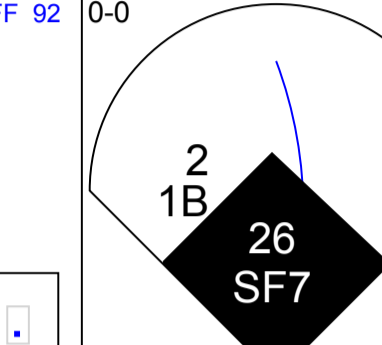
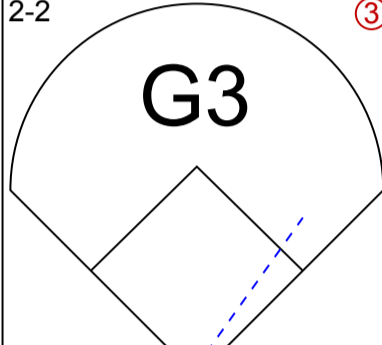
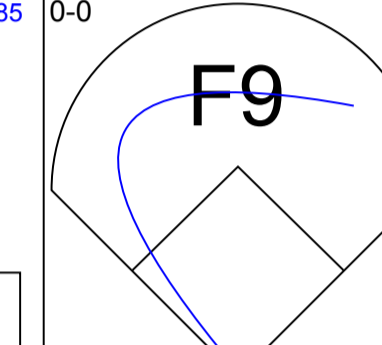

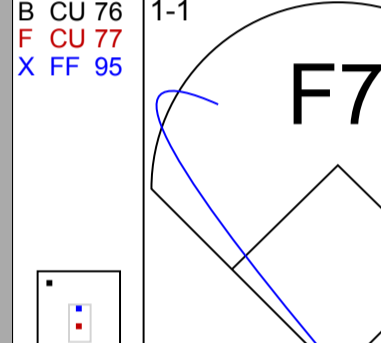
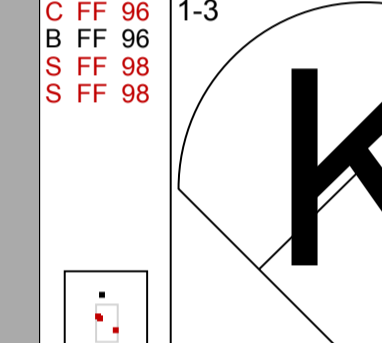
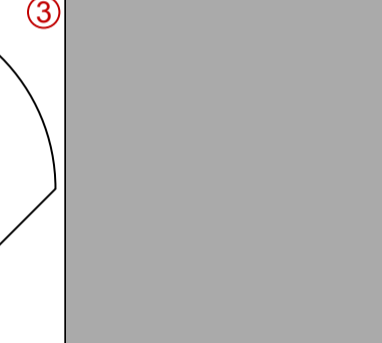
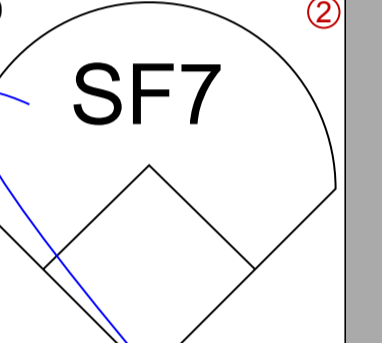
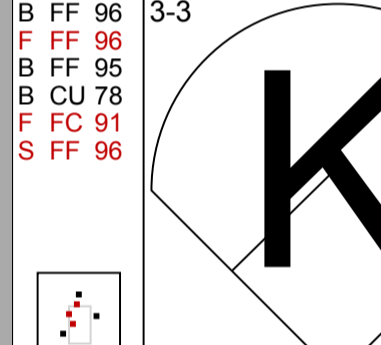
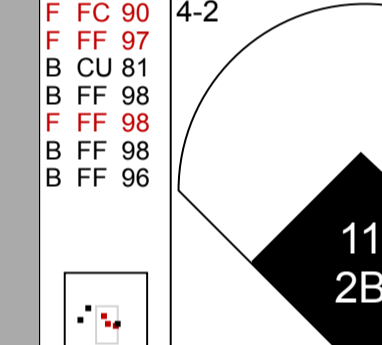
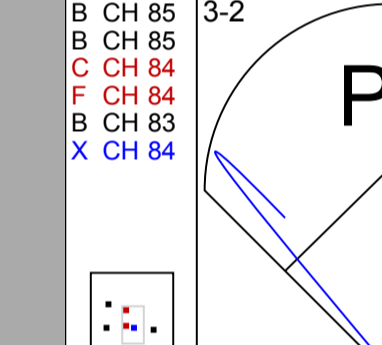
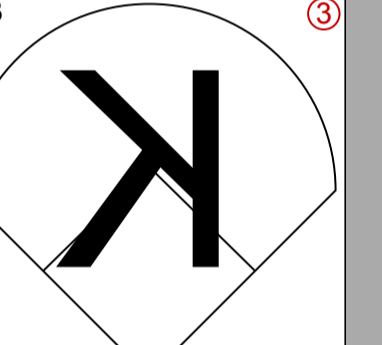
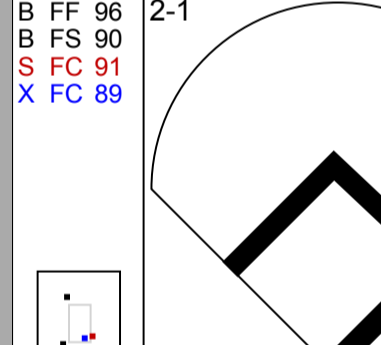
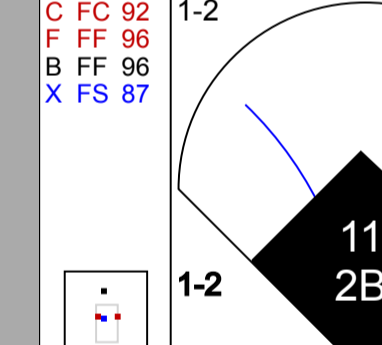
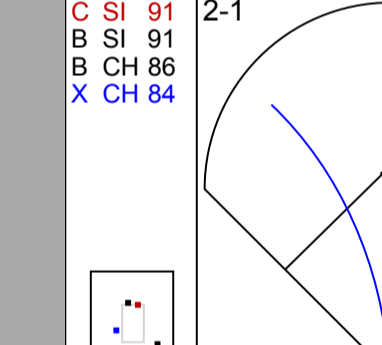

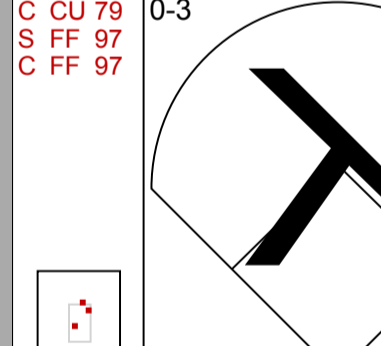
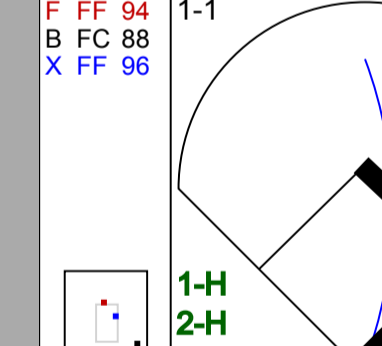
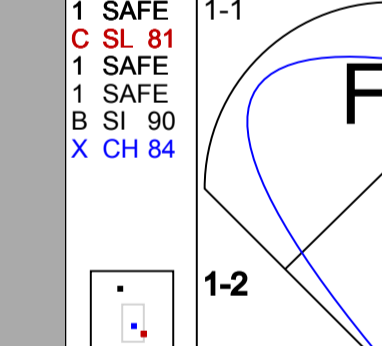


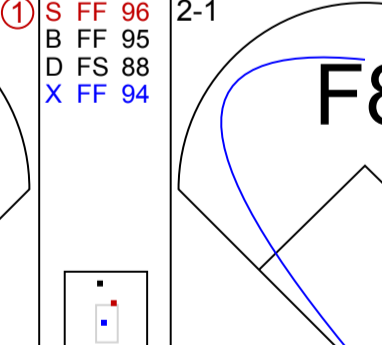
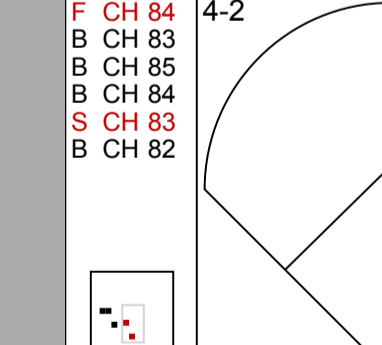

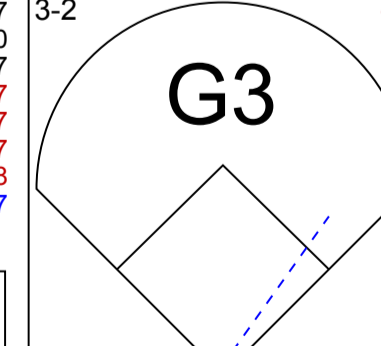
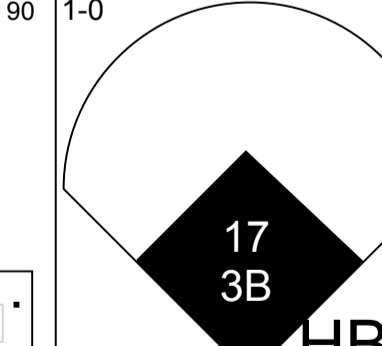

Batter	1	2	3	4	5	6	7	8	9	AB R H RBI BB SO LOB	TOP		
16 Andrew Benintendi, L (1, 7) OBP: 0.289, SLG: 0.103	F FF 93 F FF 94 B CU 94 B CU 80 F CU 80 B FF 95 X FF 94		T FF 93 B FF 93 C FC 88 F CU 79 F FF 94 F CU 79 1 SAFE S CU 80		S FC 83 F FF 93 X CU 78		C FF 97 B FF 98 X FF 97	C SI 96 D CU 85 F FF 95 F FF 96 C CU 83	5 0 0 0 0 2 4				
11 Rafael Devers, L (1, 5) OBP: 0.250, SLG: 0.366	F FF 95 S CU 95 B CU 79 S FF 94		C FC 84 X CU 78		B CU 77 S FF 92 F CU 78 F CU 77 F FF 93 F FC 83 B CU 77 B FF 93 S FF 92		L FF 97 S FF 97 B FF 97 B SL 87 F FF 96 F FF 95 F FF 96 F SL 88 F FF 96		3 0 0 0 1 2 1				
28 J.D. Martinez, R (1, 10) OBP: 0.333, SLG: 0.400	S FC 83 B CU 78 X SI 93		F CU 78 B CU 79 1 SAFE X CU 79		X FF 92		S FF 96 S SL 86 S SL 85		4 0 2 0 0 1 2				
2 Xander Bogaerts, R (1, 6) OBP: 0.333, SLG: 0.595		B SI 93 C SI 93 F FF 93 X CU 79	C CU 78 B FF 92 F CU 79 B CU 79 X CU 79		C SI 92 F SI 92 B CU 76 S CU 77		C FF 98 B SL 88 B FF 98 B FF 98 F FF 98 S FF 97		4 0 0 0 0 2 5				
18 Mitch Moreland, L (1, 3) OBP: 0.286, SLG: 0.762		C CU 78 B FF 94 B CU 78 S FC 82 X CU 78		C FC 85 X FF 94		C CH 78 X FC 82		C SI 90 F SI 78 B SL 78 B SL 77 X SI 92	2 1 1 1 0 0 0 2 0 0 0 0 0 1				
23 Michael Chavis, R (6, PH) OBP: 0.182, SLG: 0.286													
7 Christian Vázquez, R (1, 2) OBP: 0.333, SLG: 0.686		C SI 94 B FF 94 C FF 93 B CU 80 S CU 79		X SI 93		B SI 89 X SI 90		C SI 90 F SI 91 X SL 76	4 0 1 0 0 1 0				
99 Alex Verdugo, L (1, 9) OBP: 0.300, SLG: 0.250		B FF 93 F FF 93 C FF 94 B CU 81 F FF 94 X FF 93		C FF 93 F FC 84 F FF 93 B CU 78 X CU 78		F SI 90 C CH 79 F FC 83 C SI 91		S SI 90 X SL 76	2 0 1 0 0 0 0 2 0 1 0 0 1 0				
5 Kevin Pillar, R (7, PH) OBP: 0.412, SLG: 0.606													
19 Jackie Bradley Jr., L (1, 8) OBP: 0.351, SLG: 0.333		B FF 92 C FF 92 F CU 79 X FF 93		S FF 92 B FF 93 C FF 92 F FF 92 B CU 78 B CU 79 X FF 92		X SI 91		C SI 91 B SI 92 X SI 91	4 0 1 0 0 0 1				
3 José Peraza, R (1, 4) OBP: 0.268, SLG: 0.300			C SI 91 B SI 93 B CU 78 X SI 92		B SI 92 X SI 92		B FF 96 X FF 96	B CU 83 F FF 94 F FF 95 B FF 95 F FF 96 C FF 95	4 0 1 0 0 1 3				
Inning Stats	R: 0 H: 0 E: 0 LOB: 0 K: 1 BB: 0 S: 9 P: 14	R: 1 H: 2 E: 0 LOB: 1 K: 1 BB: 0 S: 16 P: 24	R: 0 H: 2 E: 0 LOB: 2 K: 1 BB: 0 S: 15 P: 21	R: 0 H: 0 E: 0 LOB: 0 K: 0 BB: 0 S: 7 P: 8	R: 0 H: 0 E: 0 LOB: 0 K: 0 BB: 0 S: 8 P: 12	R: 0 H: 1 E: 0 LOB: 1 K: 2 BB: 0 S: 12 P: 16	R: 0 H: 0 E: 0 LOB: 0 K: 1 BB: 0 S: 6 P: 7	R: 0 H: 0 E: 1 LOB: 2 K: 2 BB: 1 S: 15 P: 24	R: 0 H: 3 E: 0 LOB: 3 K: 2 BB: 0 S: 18 P: 24	1B: 5 SF: 0 2B: 2 SAC: 0 3B: 0 DP: 0 HR: 1 HBP: 0	WP: 0 PA: 37 PB: 0 SB: 0 CS: 0		
PITCHER	IP WLS BF H R ER SO BB IBB HBP BLK WP HR S P ERA WHIP											PITCHER	IP WLS BF H R ER SO BB IBB HBP BLK WP HR S P ERA WHIP
50 Charlie Morton, R (1, 1) ERA: 5.52	5.2 W 22 5 1 1 5 0 0 0 0 0 0 1 65 93 1.59 0.882												
15 Aaron Loup, L (6, 1) ERA:	1.1 H 4 0 0 0 1 0 0 0 0 0 0 0 8 9 0.00 0.000												
29 Pete Fairbanks, R (8, 1) ERA: 4.5	1.0 5 0 0 0 2 1 0 0 0 0 0 0 15 24 0.00 1.000												
81 Ryan Thompson, R (9, 1) ERA: 1.5	0.1 4 3 0 0 0 0 0 0 0 0 0 0 10 13 0.00 9.000												
70 Nick Anderson, R (9, 1) ERA:	0.2 S 2 0 0 0 2 0 0 0 0 0 0 0 8 11 0.00 0.000												

Boston Red Sox @ Tampa Bay Rays
Tropicana Field, St. Petersburg, FL
Tue Aug 04 2020, 6:42 PM - 9:54 PM EDT
Dome - 72 F

livebaseballscorecards.com

AB 36
R 1
H 8
RBI 1
BB 1
SO 10
LOB 17



Batter	1	2	3	4	5	6	7	8	9
17 Austin Meadows, L OBP: 0.500, SLG: 1.000 (1, 7)									
8 Brandon Lowe, L OBP: 0.386, SLG: 0.641 (1, 4)									
2 Yandy Díaz, R OBP: 0.349, SLG: 0.176 (1, 10)									
26 Ji Man Choi, L OBP: 0.273, SLG: 0.333 (1, 3)									
25 Yoshi Tsutsugo, L OBP: 0.289, SLG: 0.303 (1, 5)									
18 Joey Wendle, L OBP: 0.379, SLG: 0.571 (1, 6)									
11 Hunter Renfroe, R OBP: 0.231, SLG: 0.405 (1, 9)									
39 Kevin Kiermaier, L OBP: 0.229, SLG: 0.242 (1, 8)									
7 Michael Pérez, L (1, 2)									

Inning Stats	R: 0	H: 0	E: 0	K: 2	S: 10	R: 0	H: 1	E: 0	K: 2	S: 10	R: 0	H: 1	E: 0	K: 1	S: 11	R: 2	H: 2	E: 0	K: 1	S: 14	R: 2	H: 2	E: 0	K: 0	S: 9	R: 0	H: 1	E: 0	K: 1	S: 13	R: 1	H: 2	E: 0	K: 2	S: 10	R: 0	H: 0	E: 0	K: 1	S: 8	R: 0	H: 0	E: 0	K: 1	S: 8	R: 4	H: 3	E: 0	K: 0	S: 4
--------------	------	------	------	------	-------	------	------	------	------	-------	------	------	------	------	-------	------	------	------	------	-------	------	------	------	------	------	------	------	------	------	-------	------	------	------	------	-------	------	------	------	------	------	------	------	------	------	------	------	------	------	------	------

PITCHER	IP	WLS	BF	H	R	ER	SO	BB	IBB	HBP	BLK	WP	HR	S	P	ERA	WHIP
17 Nathan Eovaldi, R ERA: 3.94 (1, 1)	5.0	L	22	6	4	4	6	1	0	1	0	0	0	54	85	7.20	1.400
71 Phillips Valdez, R ERA: (6, 1)	0.2		4	1	0	0	0	1	0	0	0	0	0	9	19	0.00	3.000
35 Josh Osich, L ERA: 5.06 (6, 1)	0.2		3	1	1	1	2	0	0	0	0	0	0	8	12	13.50	1.500
70 Ryan Brasier, R ERA: 10.13 (7, 1)	0.2		3	1	0	0	1	0	0	0	0	0	0	6	6	0.00	1.500
59 Jeffrey Springs, L ERA: 19.29 (8, 1)	1.0		3	0	0	0	1	0	0	0	0	0	0	8	14	0.00	0.000

BOTTOM

Boston Red Sox @ Tampa Bay Rays
Tropicana Field, St. Petersburg, FL

Tue Aug 04 2020, 6:42 PM - 9:54 PM EDT
Dome - 72 F

AB	R	H	RBI	BB	SO	LOB
4	1	2	1	0	2	0
4	1	2	1	0	1	1
4	0	1	0	0	0	1
3	0	0	1	0	1	0
3	1	0	0	1	2	1
4	1	3	0	0	0	0
4	0	1	2	0	1	2
3	0	0	0	1	2	1
2	1	0	0	0	1	2

AB	31
R	5
H	9
RBI	5
BB	2
SO	10
LOB	8



PITCHER	IP	WLS	BF	H	R	ER	SO	BB	IBB	HBP	BLK	WP	HR	S	P	ERA	WHIP
17 Nathan Eovaldi, R ERA: 3.94 (1, 1)	5.0	L	22	6	4	4	6	1	0	1	0	0	0	54	85	7.20	1.400
71 Phillips Valdez, R ERA: (6, 1)	0.2		4	1	0	0	0	1	0	0	0	0	0	9	19	0.00	3.000
35 Josh Osich, L ERA: 5.06 (6, 1)	0.2		3	1	1	1	2	0	0	0	0	0	0	8	12	13.50	1.500
70 Ryan Brasier, R ERA: 10.13 (7, 1)	0.2		3	1	0	0	1	0	0	0	0	0	0	6	6	0.00	1.500
59 Jeffrey Springs, L ERA: 19.29 (8, 1)	1.0		3	0	0	0	1	0	0	0	0	0	0	8	14	0.00	0.000

Batter	1	2	3	4	5	6	7	8	9	AB R H RBI BB SO LOB	TOP										
5 Kevin Pillar, R OBP: 0.359, SLG: 0.526 (1, 8) (8, 9)	1-3 K		0-0 G6-3		1-0 F8	0-2 G4-3			1-2 L7	5 0 0 0 0 1 2											
11 Rafael Devers, L OBP: 0.265, SLG: 0.356 (1, 5)	0-3 K		0-1 1B		1-0 HBP			0-0 G1-3	2-3 K	4 0 1 0 0 2 0											
28 J.D. Martinez, R OBP: 0.320, SLG: 0.400 (1, 10)	0-2 2B		1-1 F7		0-3 K			3-3 K	1-3 K	5 0 1 0 0 3 2											
2 Xander Bogaerts, R OBP: 0.349, SLG: 0.610 (1, 6)	0-2 G5-3			1-1 L7		0-1 7 1B		1-1 1B		4 1 2 0 0 0 1											
7 Christian Vázquez, R OBP: 0.325, SLG: 0.641 (1, 2)		0-0 G5-3		1-2 G5-3		0-1 23 HR		3-3 K		4 1 1 1 0 1 1											
23 Michael Chavis, R OBP: 0.269, SLG: 0.480 (1, 3)		2-2 1B		0-1 99 HR		3-2 HR		1-3 K		4 2 3 2 0 1 0											
99 Alex Verdugo, L OBP: 0.324, SLG: 0.355 (1, 9) (8, 7)		2-3 K		0-1 HR		2-1 3 BB		0-2 G6-3		3 1 1 2 0 1 1											
3 José Peraza, R OBP: 0.289, SLG: 0.302 (1, 7) (8, 4)		1-1 G3		0-1 P6		4-1 5 G4-3		1-0 1B		3 0 1 0 1 0 1											
36 Jonathan Araúz, S (1, 4)			1-1 F8		0-2 K	0-3 K		1-0 F7		4 0 0 0 0 2 3											
19 Jackie Bradley Jr., L OBP: 0.351, SLG: 0.333 (8, 8)										0 0 0 0 0 0 0											
Inning Stats	R: 0 E: 0 K: 2 S: 12	H: 1 LOB: 1 BB: 0 P: 13	R: 0 E: 0 K: 1 S: 13	H: 1 LOB: 1 BB: 0 P: 18	R: 0 E: 0 K: 0 S: 7	H: 1 LOB: 1 BB: 0 P: 9	R: 2 E: 0 K: 0 S: 11	H: 2 LOB: 0 BB: 0 P: 13	R: 0 E: 0 K: 2 S: 9	H: 0 LOB: 1 BB: 0 P: 11	R: 3 E: 0 K: 1 S: 15	H: 3 LOB: 1 BB: 1 P: 24	R: 0 E: 0 K: 2 S: 14	H: 1 LOB: 1 BB: 0 P: 21	R: 0 E: 0 K: 1 S: 8	H: 1 LOB: 1 BB: 0 P: 11	R: 0 E: 0 K: 2 S: 16	H: 0 LOB: 0 BB: 0 P: 20	1B: 6 2B: 2 3B: 0 HR: 2	SF: 0 SAC: 0 DP: 1 HBP: 2	WP: 0 PA: 39 PB: 0 SB: 0 CS: 0
PITCHER	IP WLS BF H R ER SO BB IBB HBP BLK WP HR S P ERA WHIP																				
Ryan Yarbrough, L ERA: 3.78 (1, 1)	5.0 L 26 8 5 5 5 1 0 2 0 0 2 61 82 9.00 1.800																				
36 Andrew Kittredge, R ERA: 4.5 (6, 1)	1.0 2 0 0 0 1 0 0 0 0 0 0 6 6 0.00 0.000																				
46 José Alvarado, L ERA: 3.18 (7, 1)	1.0 4 1 0 0 2 0 0 0 0 0 0 14 21 0.00 1.000																				
63 Diego Castillo, R ERA: (8, 1)	1.0 4 1 0 0 1 0 0 0 0 0 0 8 11 0.00 1.000																				
68 Jalen Beeks, L ERA: 4.0 (9, 1)	1.0 3 0 0 0 2 0 0 0 0 0 0 16 20 0.00 0.000																				

Boston Red Sox @ Tampa Bay Rays
Tropicana Field, St. Petersburg, FL
Wed Aug 05 2020, 6:42 PM - 9:46 PM EDT
Dome - 72 F

livebaseballscorecards.com

AB 36
R 5
H 10
RBI 5
BB 1
SO 11
LOB 11



Batter	1	2	3	4	5	6	7	8	9	AB	R	H	RBI	BB	SO	LOB
2 Yandy Diaz, R OBP: 0.362, SLG: 0.263 (1, 5)	3-2 FC5 2B		3-1 SAFE 1-2f G4-6-3		1-1 2B			0-2 L3		4	0	2	0	0	0	1
17 Austin Meadows, L OBP: 0.250, SLG: 0.500 (1, 10)	1-2 P4		0-0 F8		2-2 F9			1-3 K		4	0	0	0	0	1	2
40 José Martínez, R OBP: 0.371, SLG: 0.433 (1, 3)	0-3 K			0-1 2B				1-0 G4-3		3	0	1	0	1	1	1
11 Hunter Renfro, R OBP: 0.279, SLG: 0.395 (1, 9)	4-2 BB			4-1 BB				4-2 BB		1	0	0	0	3	1	1
43 Mike Brosseau, R OBP: 0.250, SLG: 0.500 (1, 7)	3-1 FC5 2-3f			3-1 F3				1-3 K		4	0	0	0	0	2	6
8 Brandon Lowe, L OBP: 0.375, SLG: 0.605 (1, 4)		2-2 G5-4-3 1B		0-1 L9				2-0 G3		4	0	1	0	0	1	4
1 Willy Adames, R OBP: 0.389, SLG: 0.419 (1, 6)		2-1 G5-4-3 1-2f		3-3 K				1-2 L8		4	0	0	0	0	2	4
10 Mike Zunino, R OBP: 0.200, SLG: 0.192 (1, 2)		3-3 K		2-3 K				2-3 K		3	0	0	0	0	3	0
39 Kevin Kiermaier, L OBP: 0.237, SLG: 0.229 (1, 8)			4-2 G4-6-3 BB		3-2 G3			1-1 G3		2	0	0	0	1	0	0

Inning Stats	R: 0	H: 1	E: 0	K: 1	S: 14	LOB: 2	BB: 1	P: 25	R: 0	H: 1	E: 0	K: 1	S: 8	LOB: 0	BB: 0	P: 15	R: 0	H: 0	E: 0	K: 0	S: 5	LOB: 0	BB: 1	P: 12	R: 0	H: 1	E: 0	K: 1	S: 10	LOB: 2	BB: 1	P: 20	R: 0	H: 1	E: 0	K: 1	S: 11	LOB: 1	BB: 0	P: 19	R: 0	H: 0	E: 0	K: 2	S: 11	LOB: 1	BB: 1	P: 19	R: 0	H: 0	E: 0	K: 1	S: 8	LOB: 0	BB: 0	P: 12	R: 0	H: 0	E: 0	K: 1	S: 7	LOB: 0	BB: 0	P: 9	R: 0	H: 0	E: 0	K: 3	S: 12	LOB: 1	BB: 1	P: 19	1B: 1	SF: 0	2B: 3	SAC: 0	3B: 0	DP: 2	HR: 0	HBP: 0	WP: 0	PA: 34
--------------	------	------	------	------	-------	--------	-------	-------	------	------	------	------	------	--------	-------	-------	------	------	------	------	------	--------	-------	-------	------	------	------	------	-------	--------	-------	-------	------	------	------	------	-------	--------	-------	-------	------	------	------	------	-------	--------	-------	-------	------	------	------	------	------	--------	-------	-------	------	------	------	------	------	--------	-------	------	------	------	------	------	-------	--------	-------	-------	-------	-------	-------	--------	-------	-------	-------	--------	-------	--------

PITCHER	IP	WLS	BF	H	R	ER	SO	BB	IBB	HBP	BLK	WP	HR	S	P	ERA	WHIP
54 Martín Pérez, L ERA: 3.45 (1, 1)	5.0	W	20	4	0	0	4	3	0	0	0	0	0	48	91	0.00	1.400
48 Colten Brewer, R ERA: 3.0 (6, 1)	1.0		4	0	0	0	2	1	0	0	0	0	0	11	19	0.00	1.000
31 Austin Brice, R ERA: 5.4 (7, 1)	1.0		3	0	0	0	1	0	0	0	0	0	0	8	12	0.00	0.000
32 Matt Barnes, R ERA: 7.2 (8, 1)	1.0		3	0	0	0	1	0	0	0	0	0	0	7	9	0.00	0.000
44 Brandon Workman, R ERA: 2.25 (9, 1)	1.0		4	0	0	0	3	1	0	0	0	0	0	12	19	0.00	1.000

BOTTOM

Boston Red Sox @ Tampa Bay Rays
Tropicana Field, St. Petersburg, FL
Wed Aug 05 2020, 6:42 PM - 9:46 PM EDT
Dome - 72 F

livebaseballscorecards.com

AB	29
R	0
H	4
RBI	0
BB	5
SO	11
LOB	19



Batter	1	2	3	4	5	6	7	8	9
17 Austin Meadows, L (1, 9) OBP: 0.167, SLG: 0.333	2-2 G4-3		1-1 F9			1-3 K2-3		1-0 G4-3	
8 Brandon Lowe, L (1, 7) OBP: 0.353, SLG: 0.565	2-2 G4-3			3-3 K		1-2 P5			
2 Yandy Díaz, R (1, 5) OBP: 0.360, SLG: 0.268	1-1 1B			1-1 G6-3			0-3 K		
26 Ji Man Choi, L (1, 3) OBP: 0.250, SLG: 0.300	1-1 P5			0-3 K			2-2 G6-3		
18 Joey Wendle, L (1, 4) OBP: 0.344, SLG: 0.516		2-2 G4-3			0-3 K			2-1 P6	
25 Yoshi Tsutsugo, L (1, 10) OBP: 0.293, SLG: 0.286		0-1 P3			0-1 L8			4-2 7 WP 39 BB 7 SF8 BB	
1 Willy Adames, R (1, 6) OBP: 0.359, SLG: 0.382		1-2 L8			0-3 K			2-3 K	
39 Kevin Kiermaier, L (1, 8) OBP: 0.268, SLG: 0.270			0-0 G1-3			0-2 17 K2-3 2B		4-0 7 WP BB	
10 Mike Zunino, R (1, 2) OBP: 0.188, SLG: 0.179 7 Michael Pérez, L (8, PH) (9, 2)			1-3 K			2-0 F7		1-2 SF8	

Inning Stats	R: 0 E: 0 K: 10 S: 10	H: 1 LOB: 1 BB: 0 P: 16	R: 0 E: 0 K: 10 S: 10	H: 0 LOB: 0 BB: 0 P: 13	R: 0 E: 0 K: 1 S: 6	H: 0 LOB: 0 BB: 0 P: 8	R: 0 E: 0 K: 2 S: 10	H: 0 LOB: 0 BB: 0 P: 14	R: 0 E: 0 K: 1 S: 10	H: 1 LOB: 1 BB: 0 P: 14	R: 0 E: 0 K: 1 S: 8	H: 0 LOB: 0 BB: 0 P: 12	R: 1 E: 0 K: 1 S: 10	H: 0 LOB: 1 BB: 2 P: 22
--------------	--------------------------------	----------------------------------	--------------------------------	----------------------------------	------------------------------	---------------------------------	-------------------------------	----------------------------------	-------------------------------	----------------------------------	------------------------------	----------------------------------	-------------------------------	----------------------------------

PITCHER	IP	WLS	BF	H	R	ER	SO	BB	IBB	HBP	BLK	WP	HR	S	P	ERA	WHIP
19 Masahiro Tanaka, R (1, 1) ERA: 1.17	5.0		16	1	0	0	5	0	0	0	0	0	0	44	59	0.00	0.200
85 Luis Cessa, R (6, 1) ERA:	2.0		7	1	0	0	2	0	0	0	0	0	0	18	26	0.00	0.500
0 Adam Ottavino, R (8, 1) ERA: 1.8	1.0	L	5	0	1	1	1	2	0	0	0	1	0	10	22	9.00	2.000

BOTTOM


New York Yankees @ Tampa Bay Rays
Tropicana Field, St. Petersburg, FL

Fri Aug 07 2020, 6:42 PM - 9:32 PM EDT
Roof Closed - 72 F

AB	R	H	RBI	BB	SO	LOB
4	0	0	0	0	1	2
3	0	0	0	0	1	1
3	0	1	0	0	1	0
3	0	0	0	0	1	1
3	0	0	0	0	1	0
2	1	0	0	1	0	0
3	0	0	0	0	2	1
2	0	1	0	1	0	0
2	0	0	0	0	1	1
0	0	0	1	0	0	0

livebaseballscorecards.com

AB	25
R	1
H	2
RBI	1
BB	2
SO	8
LOB	6



WP	PA	ERA	WHIP
1	28		
0			
0			
0			

Batter	1	2	3	4	5	6	7	8	9	AB R H RBI BB SO LOB	TOP									
26 DJ LeMahieu, R OBP: 0.423, SLG: 0.540	(1, 4) (6, 3) K		L3	G5-3		99 HR 1B	G5-3			5 1 1 0 0 1 1										
99 Aaron Judge, R OBP: 0.364, SLG: 0.824	(1, 9) F9		36 HR 1B	1B		1-H HR				4 2 3 2 0 0 0										
36 Mike Ford, L OBP: 0.250, SLG: 0.429	(1, 3) G5-3		1-H HR				K			4 1 1 2 0 1 1										
14 Tyler Wade, L OBP: 0.306, SLG: 0.182	(6, 4)			F8						0 0 0 0 0 0 0										
27 Giancarlo Stanton, R OBP: 0.451, SLG: 0.600	(1, 10)	29 BB 25 1B 1B	29 BB 29 2B BB		29 BB 29 2B BB	HR	G4-3			3 2 2 1 1 0 0										
25 Gleyber Torres, R OBP: 0.204, SLG: 0.200	(1, 6)	29 BB 1B	29 2B BB		K		G4-3			3 1 1 0 1 1 0										
39 Mike Tauchman, L OBP: 0.393, SLG: 0.462	(1, 7)	K	K		K		29 S 29 SF8 2B			4 1 1 0 0 3 4										
29 Gio Urshela, R OBP: 0.429, SLG: 0.659	(1, 5)	BB	2B		24 BB 1B		SF8			2 0 2 3 1 0 0										
24 Gary Sánchez, R OBP: 0.220, SLG: 0.200	(1, 2)	K	F9		BB		11 FC4-6 BB			2 0 0 0 2 1 4										
11 Brett Gardner, L OBP: 0.294, SLG: 0.500	(1, 8)	K	F7		K		FC4-6			4 0 0 0 0 2 6										
Inning Stats	R: 0 E: 0 K: 1 S: 6	H: 0 LOB: 0 BB: 0 P: 8	R: 0 E: 0 K: 3 S: 19	H: 2 LOB: 3 BB: 1 P: 31	R: 4 E: 0 K: 1 S: 18	H: 3 LOB: 1 BB: 2 P: 37	R: 0 E: 0 K: 0 S: 8	H: 1 LOB: 1 BB: 0 P: 13	R: 1 E: 0 K: 3 S: 15	H: 2 LOB: 2 BB: 1 P: 29	R: 2 E: 0 K: 1 S: 13	H: 2 LOB: 0 BB: 0 P: 20	R: 1 E: 0 K: 0 S: 12	H: 1 LOB: 1 BB: 1 P: 22	1B: 6 2B: 2 3B: 0 HR: 3	SF: 1 SAC: 0 DP: 0 HBP: 0	WP: 0 PB: 0 SB: 1 CS: 0	PA: 37		
PITCHER	IP WLS BF H R ER SO BB IBB HBP BLK WP HR S P ERA WHIP																			
20 Tyler Glasnow, R ERA: 5.56	(1, 1) 2.2 L 16 5 4 4 5 3 0 0 0 0 0 1 40 71 13.50 3.000																			
85 Sean Gilmartin, L ERA: 8.1	(3, 1) 3.1 16 5 3 3 4 1 0 0 0 0 2 39 67 8.10 1.800																			
47 Oliver Drake, R ERA: 3.38	(7, 1) 1.0 5 1 1 1 0 1 0 0 0 0 0 0 12 22 9.00 2.000																			

New York Yankees @ Tampa Bay Rays
Tropicana Field, St. Petersburg, FL
Sat Aug 08 2020, 2:12 PM - 5:02 PM EDT
Roof Closed - 72 F

livebaseballscorecards.com

AB 31
R 8
H 11
RBI 8
BB 5
SO 9
LOB 16



Batter	1	2	3	4	5	6	7	8	9	
2 Yandy Diaz, R OBP: 0.352, SLG: 0.267 (1, 5)	 T FF 95 B SL 89 C FF 95 B SL 89 X FF 97		 C FF 93 F FF 96 F FF 97 B SL 96 B SL 88 C SL 86 B KC 85 X FF 95			 B SL 86 C FF 96 B FF 96 B SL 89 C SL 86 F FF 95 C FF 98		 C FC 96 B CH 93 C ST 80 B SI 93 X SI 93		
26 Ji Man Choi, L OBP: 0.275, SLG: 0.382 (1, 3)	 B KC 82 B FF 95 S FF 95 S FF 96 S FF 96		 C KC 80 B FF 95 B CH 88 F FF 94 X FF 96		 B FF 95 C FF 96 D KC 84 B CH 86 X FF 96		 C SI 93 B CH 88 S CH 86 B SI 93 S ST 82			
40 José Martínez, R OBP: 0.359, SLG: 0.500 (1, 10)	 C FF 94 S SL 89 D SL 89 B KC 82 1 SAFE S SL 90		 B SL 89 S SL 88 C FF 96 S SL 90		 B FF 95 B SL 89 X FF 96		 B SI 93 C ST 82 C ST 80 C SI 93			
25 Yoshi Tsutsugo, L OBP: 0.295, SLG: 0.270 (1, 7)	 C FF 96 B FF 97 F FF 96 C FF 98			 B KC 80 B FF 94 S FF 95 C FF 95 F FF 96 B SL 90 F FF 97 F FF 97 F FF 97		 C FF 94 B CU 84 T FF 95 B FF 96 C FF 95				
11 Hunter Renfro, R OBP: 0.283, SLG: 0.375 (1, 9)		 T SL 88 S SL 87 S SL 95		 S SL 90 B FF 95 B KC 82 X SL 90		 C CU 82 B CU 83 B FF 95 C FF 95 B FF 96 B FF 96				
18 Joey Wendle, L OBP: 0.343, SLG: 0.485 (1, 4)		 B KC 81 B FF 93 F FF 95 B FF 96 X FF 95		 B FF 95 F FF 95 X FF 97		 C FF 95 B FF 95 F FF 95 B FF 94 B FF 95				
1 Willy Adames, R OBP: 0.357, SLG: 0.405 (1, 6)		 S FF 94 B FF 94 F SL 87 X SL 86		 F CH 86 S FF 96 T FF 97		 C FF 95 S FF 95 F FF 95 B CU 85 F FF 95 S CU 84				
39 Kevin Kiermaier, L OBP: 0.250, SLG: 0.250 (1, 8)		 B FF 95 B CH 87 S FF 97 S FF 96 S FF 97			 C CH 85 F CH 84 B FF 94 B KC 84 S KC 80		 B FF 95 B FF 94 C FF 94 B FF 94 S FF 95 X SI 95			
10 Mike Zunino, R OBP: 0.206, SLG: 0.233 (1, 2)			 B FF 92 F FF 91 S FF 94 B FF 96 T SL 89		 C FF 94 S KC 81 B SL 88 F FF 96 B KC 84 X KC 83		 C FF 96 B FF 95 X FF 95			
17 Austin Meadows, L (6, PH) OBP: 0.154, SLG: 0.308										
7 Michael Pérez, L (7, 2)										

Inning Stats	R: 0 E: 0 K: 3 S: 12	H: 1 LOB: 1 BB: 0 P: 19	R: 0 E: 0 K: 2 S: 11	H: 1 LOB: 1 BB: 0 P: 18	R: 0 E: 0 K: 2 S: 13	H: 1 LOB: 1 BB: 0 P: 21	R: 0 E: 0 K: 1 S: 15	H: 0 LOB: 1 BB: 1 P: 22	R: 3 E: 0 K: 3 S: 18	H: 3 LOB: 0 BB: 0 P: 32	R: 1 E: 0 K: 1 S: 14	H: 0 LOB: 1 BB: 2 P: 27	R: 0 E: 0 K: 2 S: 9	H: 0 LOB: 0 BB: 0 P: 14
--------------	-------------------------------	----------------------------------	-------------------------------	----------------------------------	-------------------------------	----------------------------------	-------------------------------	----------------------------------	-------------------------------	----------------------------------	-------------------------------	----------------------------------	------------------------------	----------------------------------

PITCHER	IP	WLS	BF	H	R	ER	SO	BB	IBB	HBP	BLK	WP	HR	S	P	ERA	WHIP
45 Gerrit Cole, R (1, 1) ERA: 3.22	4.2		21	6	3	3	10	1	0	0	0	0	1	66	107	5.79	1.500
57 Chad Green, R (5, 1) ERA: 0.96	1.1	W	6	0	1	1	2	2	0	0	0	1	0	17	32	6.75	1.500
0 Adam Ottavino, R (7, 1) ERA: 1.5	1.0		3	0	0	0	2	0	0	0	0	0	0	9	14	0.00	0.000

BOTTOM

New York Yankees @ Tampa Bay Rays
Tropicana Field, St. Petersburg, FL

Sat Aug 08 2020, 2:12 PM - 5:02 PM EDT
Roof Closed - 72 F

AB	R	H	RBI	BB	SO	LOB
4	0	1	0	0	1	1
4	1	2	1	0	2	1
4	1	1	2	0	3	2
2	0	0	0	1	2	1
2	1	0	0	1	1	1
2	0	0	0	1	0	1
3	0	1	0	0	2	3
3	0	0	1	0	2	2
2	1	1	0	0	1	0
1	0	0	0	0	0	1
0	0	0	0	0	0	0

AB	27
R	4
H	6
RBI	4
BB	3
SO	14
LOB	13

WP: 1 PA: 30
PB: 1
SB: 0
CS: 0

PITCHER	IP	WLS	BF	H	R	ER	SO	BB	IBB	HBP	BLK	WP	HR	S	P	ERA	WHIP
---------	----	-----	----	---	---	----	----	----	-----	-----	-----	----	----	---	---	-----	------

Batter	1	2	3	4	5	6	7	8	9	AB R H RBI BB SO LOB
17 Austin Meadows, L OBP: 0.235, SLG: 0.412 (1, 9) (5, 7)	C SI 92 B CU 81 X SI 92 1-1 40 G1-3 25 BB 2B	C SI 92 F SI 92 S CU 82 0-3 K		B SI 91 F CH 85 X SI 91 2-1 11 BB 1B	B CU 81 B FF 96 C FF 96 S CH 87 F FF 94 X CH 88 3-2 G4-3					4 1 2 2 0 1 2
8 Brandon Lowe, L OBP: 0.340, SLG: 0.542 11 Hunter Renfro, R OBP: 0.313, SLG: 0.375 (1, 4) (4, PH) (5, 9)	B SI 95 S SI 93 C CU 81 F SI 93 2-3 K		S CH 82 C CH 84 B SI 93 B SI 93 X CU 82 2-2 F8	S CH 85 B SI 91 S SI 91 F CH 85 F CH 84 B CH 85 4-2 BB		C FF 95 B SL 86 C FF 95 B SL 86 F CH 85 B FF 95 D SL 86 4-2 40 1B BB				2 0 0 0 0 1 1 0 0 0 0 2 0 0
40 José Martínez, R OBP: 0.349, SLG: 0.474 (1, 10)	B CU 80 B SI 94 S CU 80 X SI 92 2-1 G1-3		X SI 93 0-0 G6-3	C CH 85 X SI 92 0-1 G4-3		X SL 86 0-0 1B				4 0 1 0 0 0 4
26 Ji Man Choi, L OBP: 0.295, SLG: 0.378 (1, 3)	D CU 82 B SI 94 B CU 82 B FF 93 4-0 25 BB 18 BB BB		X SI 92 0-0 G6-3		C FF 97 B CU 82 F CH 86 B CH 86 X CH 86 2-2 39 BB 44 1B 1B		T FF 96 B CH 86 S CH 87 D CU 82 S FF 96 2-3 K			3 1 1 0 1 1 2
18 Joey Wendle, L OBP: 0.359, SLG: 0.457 (1, 5) (5, 4) (7, 5)	B SI 93 B SI 92 C SI 93 F CU 80 B FF 94 F SI 92 B SI 94 4-2 25 BB 1-2 BB			B SI 90 F CH 84 X CH 85 1-1 F8	F FF 97 H FF 97 1-1 39 BB 44 1B HBP		C FF 93 B FF 93 C ST 79 B FF 94 X FF 92 2-2 F7			2 1 0 0 1 0 2
25 Yoshi Tsutsugo, L OBP: 0.292, SLG: 0.250 43 Mike Brosseau, R OBP: 0.250, SLG: 0.500 (1, 7) (5, 5) (7, 4)	B SI 92 B SI 93 F SI 93 B FF 95 B SI 94 4-2 1 FC5-4 1-2 2-3 3-H BB			C CU 80 B FF 93 F SI 92 S SI 91 B SI 92 X SI 90 3-2 G1-3	B FF 98 F FF 98 X FF 97 1-1 F8		B FF 93 C FF 93 X FF 92 1-1 G6-3			3 0 0 1 1 0 4 0 0 0 0 0 0 0
1 Willy Adames, R OBP: 0.356, SLG: 0.385 (1, 6)	C SI 92 B CU 83 X CU 80 1-1 FC5-4 1-2f			C SI 94 B SI 93 B FF 93 B CU 82 B FF 94 F SI 92 B CH 85 B SI 91 4-2 2 BB 17 1B BB	S SL 86 F SI 86 B SL 85 F SL 85 T FF 97 1-2 K					2 1 0 0 1 1 5
39 Kevin Kiermaier, L OBP: 0.277, SLG: 0.244 (1, 8)		C SI 90 F FF 90 B SI 91 S SI 93 1-3 K		B CH 84 1 SAFE 1 SAFE B CU 81 F SI 92 B CH 85 B SI 91 4-1 2 BB 17 1B BB	B FF 97 D CH 87 B CH 87 B FF 96 4-0 44 1B 1-2 2-3 BB					1 1 0 0 2 1 0
7 Michael Pérez, L 2 Yandy Díaz, R 44 Kevan Smith, R OBP: 0.364, SLG: 0.267 OBP: 1.000, SLG: 1.000 (1, 2) (4, PH) (5, 2)		F CU 79 B CH 85 F CH 84 T FF 92 1-2 K		B CH 84 C SI 90 C CH 84 B CH 84 B SI 91 B CH 84 4-2 11 BB 17 1B BB	B FF 96 C FF 96 X FF 96 1-1 1B					1 0 0 0 0 1 0 0 0 0 0 1 0 0 1 0 1 2 0 0 0

Inning Stats	R: 1 E: 0 K: 1 S: 14	H: 1 LOB: 3 BB: 3 P: 32	R: 0 E: 0 K: 3 S: 9	H: 0 LOB: 0 BB: 0 P: 11	R: 0 E: 0 K: 0 S: 5	H: 0 LOB: 0 BB: 0 P: 7	R: 2 E: 0 K: 0 S: 17	H: 1 LOB: 3 BB: 4 P: 39	R: 2 E: 0 K: 1 S: 15	H: 2 LOB: 2 BB: 1 P: 28	R: 0 E: 0 K: 1 S: 12	H: 1 LOB: 2 BB: 1 P: 21
1B: 4 2B: 1 3B: 0 HR: 0	SF: 0 SAC: 0 DP: 0 HBP: 1	WP: 0 PA: 33 ERA WHIP										

PITCHER	IP	WLS	BF	H	R	ER	SO	BB	IBB	HBP	BLK	WP	HR	S	P	ERA	WHIP
73 Michael King, R ERA: 7.59 (1, 1)	3.2	L	17	1	3	3	4	5	0	0	0	0	0	36	70	7.36	1.636
70 Luis Avilán, L ERA: 3.6 (4, 1)	0.1		4	1	0	0	0	2	0	0	0	0	0	9	19	0.00	9.000
84 Albert Abreu, R ERA: 13.5 (5, 1)	1.1		10	3	2	2	2	2	0	1	0	0	0	22	41	13.50	3.750
61 Ben Heller, R ERA: 5.4 (6, 1)	0.2		2	0	0	0	0	0	0	0	0	0	0	5	8	0.00	0.000


BOTTOM

New York Yankees @ Tampa Bay Rays
Tropicana Field, St. Petersburg, FL

Sat Aug 08 2020, 5:37 PM - 8:23 PM EDT
Roof Closed - 72 F

livebaseballscorecards.com

AB 23
R 5
H 5
RBI 5
BB 9
SO 6
LOB 20



BOTTOM

New York Yankees @ Tampa Bay Rays
Tropicana Field, St. Petersburg, FL
Sun Aug 09 2020, 1:11 PM - 4:19 PM EDT
Dome - 72 F

livebaseballscorecards.com

AB	32
R	4
H	8
RBI	4
BB	3
SO	11
LOB	13



WP:	1	PA:	36
PB:	0		
SB:	0		
CS:	0		

AB	R	H	RBI	BB	SO	LOB
4	0	1	0	0	1	2
0	0	0	0	0	0	0

4	0	1	0	0	2	2
---	---	---	---	---	---	---

3	1	1	0	1	1	1
---	---	---	---	---	---	---

4	0	0	0	0	2	4
---	---	---	---	---	---	---

4	1	2	2	0	1	0
---	---	---	---	---	---	---

3	2	1	1	0	0	1
---	---	---	---	---	---	---

3	0	0	0	1	2	1
---	---	---	---	---	---	---

4	0	0	0	0	1	2
---	---	---	---	---	---	---

1	0	0	0	1	1	0
1	0	1	0	0	0	0
1	0	1	1	0	0	0

1B:	3	SF:	0
2B:	3	SAC:	0
3B:	0	DP:	2
HR:	2	HBP:	1

Batter	1	2	3	4	5	6	7	8	9
2 Yandy Diaz, R OBP: 0.356, SLG: 0.265 18 Joey Wendle, L OBP: 0.359, SLG: 0.457 (1, 5) (8, PR) (9, 5)	2-2 G5-4-3 1B		1-3 FC 86 FF 91 FC 87 FF 92			0-0 KC 79		2-2 CU 78 FF 92 FF 92 CU 78 FF 93	
17 Austin Meadows, L OBP: 0.238, SLG: 0.429 (1, 7)	2-3 FF 92 FF 92 SAFE FC 87 FF 93		0-0 FF 93			2-3 FF 92 FC 87 FC 85 FC 81 FF 93 FC 87 FC 88 FC 85		2-2 CH 85 CH 87 FF 91 FF 92 CH 85	
40 José Martínez, R OBP: 0.362, SLG: 0.488 (1, 10)	0-0 G5-4-3 1-2f			2-3 FF 92 CH 82 FF 92 KC 82 CH 83			2-0 FF 91 FF 92 FF 92	0-0 G5-4-3 11 IBB	
11 Hunter Renfro, R OBP: 0.288, SLG: 0.341 (1, 9)		3-2 FF 92 FF 92 FC 84 FF 93 FC 86 FF 92		0-3 CH 80 CH 83 KC 80			1-0 KC 76 FF 91	2-2 FF 92 FF 93 FF 92 CH 86	
43 Mike Brosseau, R OBP: 0.300, SLG: 0.700 (1, 3)		1-0 FF 93 FF 93		2-3 FF 93 FF 94 CH 83 KC 81 FF 94			0-2 FF 92 FF 92 FF 93	3-2 SI 94 SI 93 SI 94 SL 81 SL 81 SI 94 SI 94	
8 Brandon Lowe, L OBP: 0.351, SLG: 0.588 (1, 4)		2-0 FF 93 H FF 93			0-0 FF 91		0-1 FF 93 FC 86	1-1 SI 95 SI 94 L SI 94 SI 96	
13 Manuel Margot, R OBP: 0.167, SLG: 0.152 (1, 8)		2-3 FF 93 CH 84 FF 92 FF 93			2-2 FF 92 CH 82 S FF 93 KC 82 FF 93		0-0 FF 92	4-1 SI 95 SI 94 SI 95 SL 81 SI 94	
1 Willy Adames, R OBP: 0.327, SLG: 0.349 (1, 6)			0-3 FF 89 CH 81 KC 81		1-1 FF 93 FF 92 KC 80		0-2 FC 88 FC 87 FF 92	0-0 SI 96	
10 Mike Zunino, R OBP: 0.222, SLG: 0.226 26 Ji Man Choi, L OBP: 0.311, SLG: 0.395 7 Michael Pérez, L OBP: 0.273, SLG: 0.125 (1, 2) (8, PH) (9, 2)			4-1 FF 92 FF 92 CH 82 FF 92 FF 92			2-3 FF 92 CH 82 S CH 82 FF 93 FC 87 KC 82		3-2 FF 91 CH 85 FF 92 FF 92 CH 86 CH 87 FF 92 FF 92	1-1 SI 94 SL 81 SI 94

Inning Stats	R: 0	H: 1	E: 0	K: 1	S: 7	LOB: 0	BB: 0	P: 11	R: 0	H: 0	E: 0	K: 2	S: 7	LOB: 1	BB: 0	P: 15	R: 0	H: 0	E: 0	K: 3	S: 9	LOB: 0	BB: 0	P: 13	R: 0	H: 0	E: 0	K: 3	S: 9	LOB: 0	BB: 0	P: 13	R: 0	H: 0	E: 0	K: 1	S: 7	LOB: 0	BB: 0	P: 10	R: 0	H: 0	E: 0	K: 2	S: 11	LOB: 0	BB: 0	P: 15	R: 3	H: 3	E: 0	K: 0	S: 11	LOB: 0	BB: 0	P: 14	R: 0	H: 2	E: 0	K: 0	S: 15	LOB: 2	BB: 1	P: 24	R: 1	H: 2	E: 0	K: 0	S: 10	LOB: 2	BB: 1	P: 19	1B: 3	SF: 0	2B: 3	SAC: 0	3B: 0	DP: 2	HR: 2	HBP: 1	WP: 1	PA: 36
--------------	------	------	------	------	------	--------	-------	-------	------	------	------	------	------	--------	-------	-------	------	------	------	------	------	--------	-------	-------	------	------	------	------	------	--------	-------	-------	------	------	------	------	------	--------	-------	-------	------	------	------	------	-------	--------	-------	-------	------	------	------	------	-------	--------	-------	-------	------	------	------	------	-------	--------	-------	-------	------	------	------	------	-------	--------	-------	-------	-------	-------	-------	--------	-------	-------	-------	--------	-------	--------

PITCHER	IP	WLS	BF	H	R	ER	SO	BB	IBB	HBP	BLK	WP	HR	S	P	ERA	WHIP
65 James Paxton, L ERA: 7.84 (1, 1)	6.1		24	4	3	3	11	1	0	1	0	0	2	56	87	4.26	0.789
56 Jonathan Holder, R ERA: (7, 1)	1.2		7	2	0	0	0	0	1	0	0	0	0	19	28	0.00	1.200
53 Zack Britton, L ERA: 1.59 (9, 1)	0.2	L	5	2	1	1	0	1	0	0	0	1	0	10	19	13.50	4.500

PITCHER	IP	WLS	BF	H	R	ER	SO	BB	IBB	HBP	BLK	WP	HR	S	P	ERA	WHIP
---------	----	-----	----	---	---	----	----	----	-----	-----	-----	----	----	---	---	-----	------

Batter	1	2	3	4	5	6	7	8	9	AB R H RBI BB SO LOB	TOP									
17 Austin Meadows, L OBP: 0.333, SLG: 0.480	(1, 7) G4-3		4-2 BB	0-2 1-H 2B		1-2 L9	4-1 2-3 BB		3-1 G4-6-3 1B	4 0 2 0 2 0 1										
8 Brandon Lowe, L OBP: 0.333, SLG: 0.561	(1, 4) 2B		1-3 K	0-2 G3		0-2 P5	3-3 K		3-2 G4-6-3 1B	6 0 1 0 0 2 6										
2 Yandy Diaz, R OBP: 0.354, SLG: 0.245	(1, 10) K		0-0 F9		4-1 18 3B BB	4-2 26 1B BB	2-0 CS	0-2 G4-3	0-1 G6-3	4 1 0 0 2 1 2										
26 Ji Man Choi, L OBP: 0.340, SLG: 0.390	(1, 3) BB		4-2 BB		2-3 K	2-1 1B		1-2 K		3 0 1 1 2 2 1										
18 Joey Wendle, L OBP: 0.357, SLG: 0.500	(1, 6) G1-3		0-0 K2-3		2-1 3B	3-2 G5-3		1-1 43 1B 1B		3 0 1 1 0 1 4										
40 José Martínez, R OBP: 0.354, SLG: 0.476	(6, PH)				1-H					1 0 0 0 0 0 2										
1 Willy Adames, R OBP: 0.340, SLG: 0.364	(6, 6)									1 1 1 0 0 0 0										
25 Yoshi Tsutsugo, L OBP: 0.288, SLG: 0.250	(1, 5) G6-3		2-1 E4 39 13 7 1B	2-2 K	1-3 K		2-1 13 1B 1B	0-1 13 2B 1B		4 2 1 0 0 1 1										
43 Mike Brosseau, R OBP: 0.333, SLG: 0.714	(7, 5)							1-2 13 2B 1B		1 0 1 0 0 0 0										
13 Manuel Margot, R OBP: 0.268, SLG: 0.297	(1, 9) 39 1B 2B		0-1 39 1B	0-0 39 1B	4-0 39 S BB		1-2 39 2B 1B	1-1 1-3 2-H 2B		4 2 4 1 1 0 0										
39 Kevin Kiermaier, L OBP: 0.308, SLG: 0.289	(1, 8) 1B		3-2 FC1-6 7 S 1B	1-2 K	1-3 K		2-2 17 S 2B	4-1 BB		4 1 2 3 1 1 4										
7 Michael Pérez, L OBP: 0.313, SLG: 0.231	(1, 2) L8		0-0 17 2B 1B	1-0 17 2B 1B	1-1 26 1B 1B	1-1 26 BB 1B	0-2 F8	2-1 G3		5 1 2 2 0 0 4										
Inning Stats	R: 0 H: 1 E: 0 K: 1 S: 11	H: 2 LOB: 0 BB: 0 P: 13	R: 1 H: 2 E: 0 K: 0 S: 8	H: 2 LOB: 0 BB: 0 P: 13	R: 0 H: 0 E: 0 K: 2 S: 11	H: 0 LOB: 2 BB: 2 P: 20	R: 2 H: 3 E: 1 K: 0 S: 15	H: 3 LOB: 1 BB: 0 P: 19	R: 1 H: 1 E: 0 K: 3 S: 13	H: 1 LOB: 2 BB: 2 P: 27	R: 1 H: 2 E: 0 K: 1 S: 19	H: 2 LOB: 2 BB: 1 P: 30	R: 2 H: 3 E: 0 K: 1 S: 20	H: 3 LOB: 1 BB: 1 P: 34	R: 1 H: 3 E: 0 K: 1 S: 15	H: 3 LOB: 3 BB: 1 P: 24	R: 0 H: 1 E: 0 K: 0 S: 7	H: 1 LOB: 0 BB: 0 P: 13	1B: 10 SF: 0 2B: 5 SAC: 0 3B: 1 DP: 1 HR: 0 HBP: 0	WP: 0 PA: 49 PB: 0 SB: 4 CS: 1
PITCHER	IP WLS BF H R ER SO BB IBB HBP BLK WP HR S P ERA WHIP																			
70 Ryan Brasier, R ERA: 7.2	(1, 1) 1.0																			
48 Colten Brewer, R ERA: 3.6	(2, 1) 3.0																			
64 Marcus Walden, R ERA: 4.05	(5, 1) 0.2 B																			
59 Jeffrey Springs, L ERA: 15.43	(5, 1) 1.1 L																			
71 Phillips Valdez, R ERA: 0.96	(7, 1) 2.0																			
PITCHER	IP WLS BF H R ER SO BB IBB HBP BLK WP HR S P ERA WHIP																			
46 Dylan Covey, R ERA: 6.0	(9, 1) 1.0																			

Tampa Bay Rays @ Boston Red Sox
Fenway Park, Boston, MA
Mon Aug 10 2020, 7:32 PM - 11:55 PM EDT
Partly Cloudy - 91 F

livebaseballscorecards.com

AB 40
R 8
H 16
RBI 8
BB 8
SO 8
LOB 25



Batter	1	2	3	4	5	6	7	8	9	AB R H RBI BB SO LOB	TOP									
43 Mike Brosseau, R OBP: 0.375, SLG: 0.875 8 Brandon Lowe, L OBP: 0.354, SLG: 0.586	3-2 HR		2-1 2B		3-2 G5-3		1-2 2B	4-1 BB		3 2 2 1 0 0 0 1 1 1 1 1 0 0										
2 Yandy Diaz, R OBP: 0.371, SLG: 0.263	1-0 F7		3-2 1B		1-3 K		1-2 1B	4-1 BB		4 1 2 2 1 1 0										
17 Austin Meadows, L OBP: 0.313, SLG: 0.414	0-3 K		3-2 P6		2-3 K		4-1 BB	0-2 G4-3		4 1 0 0 1 2 4										
40 José Martínez, R OBP: 0.353, SLG: 0.455 25 Yoshi Tsutsugo, L OBP: 0.278, SLG: 0.239	3-1 F8		1-1 L6		4-0 BB		1-1 P5		1-0 G6-3	2 0 0 0 1 0 1 2 0 0 0 0 0 3										
11 Hunter Renfroe, R OBP: 0.281, SLG: 0.347		1-2 G2-3		0-0 L8		1-1 G1-3	3-1 2B		0-0 P3	5 0 1 2 0 0 1										
26 Ji Man Choi, L OBP: 0.309, SLG: 0.348		1-3 K		0-2 F9					1-2 L8	5 0 0 0 0 3 1										
1 Willy Adames, R OBP: 0.352, SLG: 0.362		4-2 BB		2-2 G5-3						3 1 1 0 1 1 0										
13 Manuel Margot, R OBP: 0.289, SLG: 0.341		0-0 F8			0-2 F8					4 1 2 1 0 0 1										
10 Mike Zunino, R OBP: 0.225, SLG: 0.206			2-3 K		1-2 G4-3					3 1 0 0 1 2 1										
Inning Stats	R: 1 E: 0 K: 1 S: 11	H: 1 LOB: 0 BB: 0 P: 18	R: 0 E: 0 K: 1 S: 10	H: 0 LOB: 1 BB: 1 P: 16	R: 1 E: 0 K: 1 S: 14	H: 2 LOB: 1 BB: 0 P: 25	R: 0 E: 0 K: 0 S: 7	H: 0 LOB: 0 BB: 0 P: 9	R: 0 E: 0 K: 2 S: 8	H: 0 LOB: 1 BB: 1 P: 16	R: 6 E: 0 K: 2 S: 25	H: 5 LOB: 1 BB: 2 P: 40	R: 0 E: 0 K: 2 S: 13	H: 1 LOB: 3 BB: 2 P: 28	R: 0 E: 0 K: 0 S: 5	H: 0 LOB: 0 BB: 0 P: 7	1B: 4 2B: 4 3B: 0 HR: 1	SF: 0 SAC: 0 DP: 0 HBP: 0	WP: 0 PB: 1 SB: 0 CS: 0	PA: 42
PITCHER	IP WLS BF H R ER SO BB IBB HBP BLK WP HR S P ERA WHIP																			
54 Martín Pérez, L ERA: 3.38	(1, 1) 5.2 L 22 3 2 2 5 2 0 0 0 0 0 1 57 94 3.18 0.882																			
31 Austin Brice, R ERA: 8.38	(6, 1) 0.2 7 4 5 5 1 1 0 0 0 0 0 0 19 26 67.50 7.500																			
79 Robert Stock, R ERA:	(7, 1) 1.1 9 2 1 0 3 3 0 0 0 0 0 0 18 42 0.00 3.750																			
46 Dylan Covey, R ERA: 4.15	(8, 1) 1.1 4 0 0 0 0 0 0 0 0 0 0 0 8 10 0.00 0.000																			

Tampa Bay Rays @ Boston Red Sox
Fenway Park, Boston, MA
Tue Aug 11 2020, 7:36 PM - 10:58 PM EDT
Clear - 86 F

livebaseballscorecards.com

AB 36
R 8
H 9
RBI 7
BB 6
SO 9
LOB 12



Batter	1	2	3	4	5	6	7	8	9	AB R H RBI BB SO LOB	
16 Andrew Benintendi, L (1, 7) OBP: 0.314, SLG: 0.128	1-0 28 CS 1B		X FF 92 0-0 28 F8 99 G6-3 1B		S SI 97 0-3 S SI 97 1 SAFE S SI 98 K			H SI 91 1-0 99 1B 1-2 HBP		3 0 2 0 0 1 1	
99 Alex Verdugo, L (1, 9) OBP: 0.327, SLG: 0.440	1-1 L8		1 SAFE 1-2 B FF 92 C FF 92 1 SAFE F SL 86 F FF 93 X SL 84 G6-3		C SI 98 0-2 S SI 98 F SI 98 X SI 98 P6			B SI 90 3-2 B CU 76 C SI 91 C SI 91 B SI 92 X SI 92 1-3 2-H 1B		4 0 1 1 0 0 3	
28 J.D. Martinez, R (1, 10) OBP: 0.310, SLG: 0.381	1-3 K		C SL 82 2-2 S FF 93 F SL 86 B FF 95 B SL 87 X FF 95 F8		B SL 76 4-0 B SI 91 B SL 76 B SI 90 2 G5-4-3 BB			C FC 85 0-1 X FC 85 F8		3 0 0 0 1 1 3	
2 Xander Bogaerts, R (1, 6) OBP: 0.375, SLG: 0.518		C FF 94 0-1 X FF 95 F9	X FF 94 0-0 F9		C SI 90 2-2 F SI 91 B SI 78 B SI 92 X SI 91 G5-4-3			B FC 86 2-3 B SI 92 F SI 92 F FC 86 S CH 81 K		4 0 0 0 0 1 3 0 0 0 0 0 0 0	
25 Kevin Plawecki, R (9, 3) OBP: 0.563, SLG: 0.571											
18 Mitch Moreland, L (1, 3) OBP: 0.361, SLG: 0.879		C FF 94 2-2 B FF 94 F FF 93 B SL 87 X FF 94 G3		F SI 96 3-1 B CU 85 B CU 84 H SI 98 23 G6-4-3 HBP		B SI 90 1-1 C SI 90 X SI 92 G6-3			B FF 96 2-3 F FF 95 F FF 96 F FF 96 S CU 85 K		2 0 0 0 0 0 0 1 0 0 0 0 1 0
30 Tzu-Wei Lin, L (9, 6) OBP: 0.167, SLG: 0.167											
7 Christian Vázquez, R (1, 2) OBP: 0.286, SLG: 0.519		X FF 94 0-0 23 1B 2B		B SI 98 1-0 X SI 97 F9		B SI 96 2-3 B SL 84 C SI 94 F SI 97 S SL 87 K			C CU 84 2-3 B FF 96 S CU 84 B CU 85 S FF 95 K		4 1 1 0 0 2 1
23 Michael Chavis, R (1, 4) OBP: 0.286, SLG: 0.529		C FF 93 2-1 B SL 94 B FF 93 X FF 94 19 1B 2-H 1B		B SI 98 3-1 B SI 96 B SI 97 X SI 98 G6-4-3		S SL 86 0-3 C SI 96 S SL 87 K			F FF 96 1-1 B FF 96 X CU 85 3B		4 0 2 1 0 1 1
19 Jackie Bradley Jr., L (1, 8) OBP: 0.296, SLG: 0.265		B SL 81 3-1 B FF 92 S FF 93 B FF 92 X FF 93 1-2 1B		C SI 97 0-3 S CU 85 S CU 86 K		B SI 97 3-2 B SL 84 C SI 83 B SI 96 B SI 83 F SL 85 X SL 86 F9			C FF 96 1-3 B FF 97 B FF 96 S FF 96 K		4 0 1 0 0 2 1
36 Jonathan Araúz, S (1, 5) OBP: 0.313, SLG: 0.313		D SL 85 2-2 B FF 94 C FF 93 F SL 83 X FF 93 G6-3		C SI 96 3-2 F FC 91 F SI 98 B SI 96 B FC 88 F CU 86 X SI 98 1B				C SI 91 0-1 X SI 92 99 1B HBP 1B		3 1 2 0 0 0 2	

Inning Stats	R: 0	H: 1	E: 0	LOB: 1	K: 1	S: 6	P: 9	R: 1	H: 3	E: 0	LOB: 2	K: 0	BB: 0	S: 14	P: 23	R: 0	H: 1	E: 0	LOB: 1	K: 0	BB: 0	S: 10	P: 13	R: 0	H: 0	E: 0	LOB: 0	K: 0	BB: 0	S: 4	P: 11	R: 0	H: 1	E: 0	LOB: 1	K: 2	BB: 0	S: 15	P: 18	R: 0	H: 0	E: 0	LOB: 0	K: 0	BB: 0	S: 5	P: 12	R: 0	H: 0	E: 0	LOB: 0	K: 2	BB: 0	S: 10	P: 15	R: 1	H: 2	E: 0	LOB: 1	K: 1	BB: 0	S: 10	P: 16	R: 0	H: 1	E: 0	LOB: 1	K: 3	BB: 0	S: 11	P: 17	1B: 7	SF: 0	2B: 2	SAC: 0	3B: 1	DP: 3	HR: 0	HBP: 2	WP: 0	PA: 35
--------------	------	------	------	--------	------	------	------	------	------	------	--------	------	-------	-------	-------	------	------	------	--------	------	-------	-------	-------	------	------	------	--------	------	-------	------	-------	------	------	------	--------	------	-------	-------	-------	------	------	------	--------	------	-------	------	-------	------	------	------	--------	------	-------	-------	-------	------	------	------	--------	------	-------	-------	-------	------	------	------	--------	------	-------	-------	-------	-------	-------	-------	--------	-------	-------	-------	--------	-------	--------

PITCHER	IP	WLS	BF	H	R	ER	SO	BB	IBB	HBP	BLK	WP	HR	S	P	ERA	WHIP
36 Andrew Kittredge, R (1, 1) ERA: 2.25	0.1		2	1	0	0	0	0	0	0	0	0	0	3	5	0.00	3.000
84 John Curtiss, R (1, 1) ERA: 1.93	2.2	W	11	4	1	1	1	0	0	0	0	0	0	27	40	3.38	1.500
46 José Alvarado, L (4, 1) ERA: 2.16	2.0	H	7	1	0	0	2	0	0	1	0	0	0	19	29	0.00	0.500
81 Ryan Thompson, R (6, 1) ERA: 0.9	1.0	H	3	0	0	0	0	1	0	0	0	0	0	5	12	0.00	1.000
63 Diego Castillo, R (7, 1) ERA:	1.0		3	0	0	0	2	0	0	0	0	0	0	10	15	0.00	0.000


BOTTOM

Tampa Bay Rays @ Boston Red Sox
Fenway Park, Boston, MA

Tue Aug 11 2020, 7:36 PM - 10:58 PM EDT
Clear - 86 F

livebaseballscorecards.com

AB	32
R	2
H	9
RBI	2
BB	1
SO	9
LOB	15



Batter	1	2	3	4	5	6	7	8	9	AB R H RBI BB SO LOB
5 Kevin Pillar, R OBP: 0.340, SLG: 0.462 (1, 9)										5 1 4 0 0 1 0
11 Rafael Devers, L OBP: 0.231, SLG: 0.333 (1, 5)										3 0 0 0 0 1 2
36 Jonathan Araúz, S OBP: 0.333, SLG: 0.333 (7, 5)										2 1 1 1 0 0 0
28 J.D. Martinez, R OBP: 0.307, SLG: 0.418 (1, 10)										4 1 1 4 0 1 1
2 Xander Bogaerts, R OBP: 0.379, SLG: 0.517 (1, 6)										2 0 1 0 0 0 0
30 Tzu-Wei Lin, L OBP: 0.214, SLG: 0.214 (5, 6)										2 0 1 0 0 0 1
7 Christian Vázquez, R OBP: 0.267, SLG: 0.483 (1, 2)										4 0 0 0 0 2 3
23 Michael Chavis, R OBP: 0.282, SLG: 0.500 (1, 3)										4 0 1 0 0 2 3
99 Alex Verdugo, L OBP: 0.322, SLG: 0.426 (1, 7)										4 0 1 0 0 1 1
19 Jackie Bradley Jr., L OBP: 0.293, SLG: 0.264 (1, 8)										4 1 1 0 0 1 2
3 José Peraza, R OBP: 0.283, SLG: 0.298 (1, 4)										4 1 1 0 0 1 0

Inning Stats	R: 0	H: 1	E: 0	LOB: 0	K: 0	S: 9	R: 0	H: 1	E: 0	LOB: 1	K: 2	S: 10	R: 0	H: 1	E: 0	LOB: 1	K: 1	S: 8	R: 0	H: 0	E: 0	LOB: 0	K: 1	S: 8	R: 0	H: 1	E: 0	LOB: 1	K: 1	S: 13	R: 0	H: 0	E: 0	LOB: 0	K: 1	S: 8	R: 0	H: 1	E: 0	LOB: 1	K: 1	S: 13	R: 0	H: 0	E: 0	LOB: 0	K: 0	S: 9	R: 5	H: 7	E: 0	LOB: 2	K: 2	S: 25	R: 0	H: 0	E: 0	LOB: 0	K: 1	S: 9	R: 0	H: 0	E: 0	LOB: 0	K: 1	S: 9	1B: 11	SF: 0	2B: 0	SAC: 0	3B: 0	DP: 1	HR: 1	HBP: 0
--------------	------	------	------	--------	------	------	------	------	------	--------	------	-------	------	------	------	--------	------	------	------	------	------	--------	------	------	------	------	------	--------	------	-------	------	------	------	--------	------	------	------	------	------	--------	------	-------	------	------	------	--------	------	------	------	------	------	--------	------	-------	------	------	------	--------	------	------	------	------	------	--------	------	------	--------	-------	-------	--------	-------	-------	-------	--------

PITCHER	IP	WLS	BF	H	R	ER	SO	BB	IBB	HBP	BLK	WP	HR	S	P	ERA	WHIP
4 Blake Snell, L ERA: 2.08 (1, 1)	5.0	W	18	4	0	0	6	0	0	0	0	1	0	48	70	0.00	0.800
57 Aaron Slegers, R ERA: 22.5 (6, 1)	2.0		13	7	5	5	1	0	0	0	0	0	1	36	47	22.50	3.500
70 Nick Anderson, R ERA: (8, 1)	1.0	H	4	1	0	0	2	0	0	0	0	0	0	11	12	0.00	1.000
29 Pete Fairbanks, R ERA: 5.63 (9, 1)	1.0		3	0	0	0	1	0	0	0	0	0	0	9	11	0.00	0.000

BOTTOM

Tampa Bay Rays @ Boston Red Sox
Fenway Park, Boston, MA

Wed Aug 12 2020, 7:33 PM - 10:30 PM EDT
Cloudy - 87 F

AB	38
R	5
H	12
RBI	5
BB	0
SO	10
LOB	13



WP	PA	ERA	WHIP
1	38		
0			
1			
0			

BOTTOM

Tampa Bay Rays @ Boston Red Sox
Fenway Park, Boston, MA
Thu Aug 13 2020, 4:32 PM - 8:15 PM EDT
Partly Cloudy - 80 F

livebaseballscorecards.com

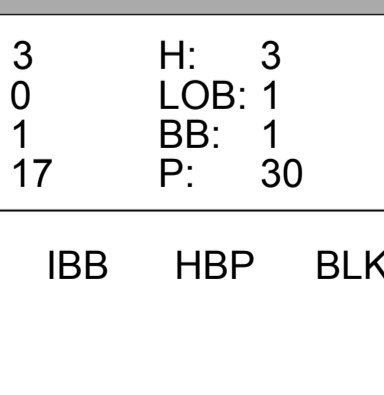

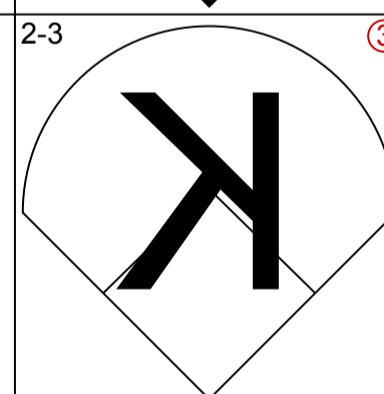
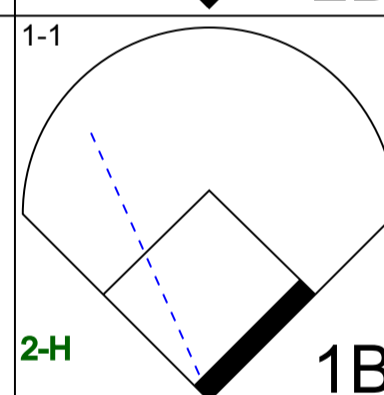
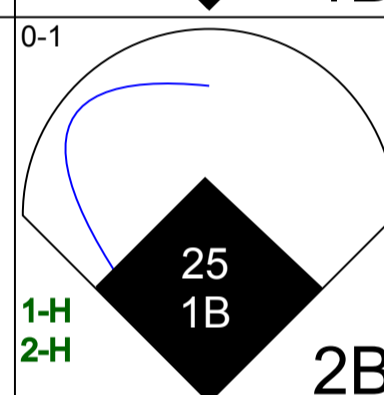
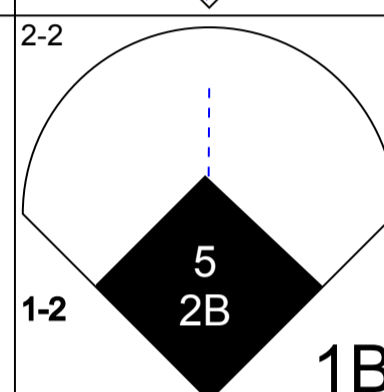
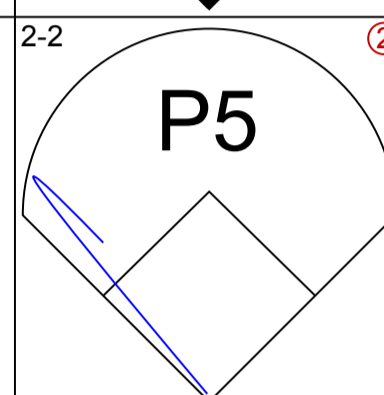
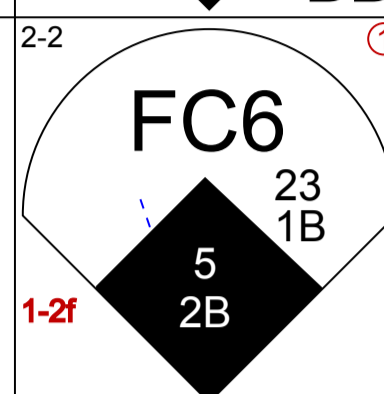
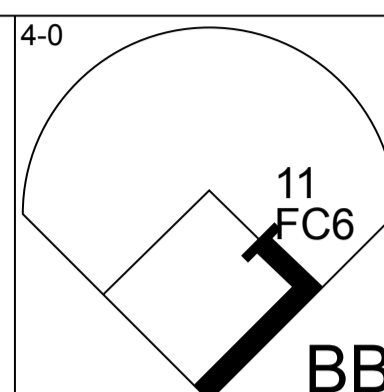
AB	39
R	8
H	13
RBI	8
BB	3
SO	11
LOB	22



WP:	1	PA:	43
PB:	1	SB:	0
CS:	0		

AB R H RBI BB SO LOB

4	1	1	0	1	1	2
5	2	1	1	0	2	3
2	2	1	1	2	0	0
1	0	0	0	0	0	1
3	0	1	0	0	2	3
2	1	2	0	0	0	0
4	1	1	2	0	2	4
5	0	2	3	0	1	4
5	0	2	1	0	2	1
4	0	0	0	0	1	4
4	1	2	0	0	0	0
0	0	0	0	0	0	0



R: 3 H: 4 E: 0 LOB: 2 K: 2 BB: 1 S: 15 P: 28

R: 0 H: 0 E: 0 LOB: 0 K: 1 BB: 0 S: 9 P: 14

R: 1 H: 2 E: 0 LOB: 2 K: 2 BB: 1 S: 13 P: 24

R: 1 H: 2 E: 0 LOB: 1 K: 3 BB: 0 S: 14 P: 18

R: 0 H: 0 E: 0 LOB: 0 K: 1 BB: 0 S: 9 P: 12

R: 0 H: 1 E: 0 LOB: 1 K: 0 BB: 0 S: 11 P: 17

R: 0 H: 1 E: 0 LOB: 1 K: 0 BB: 0 S: 9 P: 15

R: 0 H: 0 E: 0 LOB: 0 K: 1 BB: 0 S: 9 P: 13

R: 3 H: 3 E: 0 LOB: 1 K: 1 BB: 1 S: 17 P: 30

1B: 5 2B: 7 3B: 1 HR: 0 SF: 0 SAC: 0 DP: 1 HBP: 1

WP: 1 PA: 43 PB: 1 SB: 0 CS: 0

IP WLS BF H R ER SO BB IBB HBP BLK WP HR S P ERA WHIP

4.0 1 22 8 5 5 8 2 0 0 0 1 0 51 84 11.25 2.500

2.0 W 7 1 0 0 1 0 0 0 0 0 0 20 29 0.00 0.500

3.0 S 14 4 3 3 2 1 0 1 0 0 0 35 58 9.00 1.667

PITCHER

20 Tyler Glasnow, R (1, 1) ERA: 7.04

68 Jalen Beeks, L (5, 1) ERA: 4.26

53 Anthony Banda, L (7, 1) ERA: 9.0

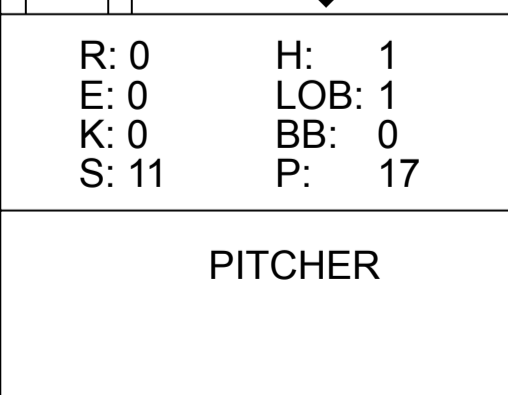
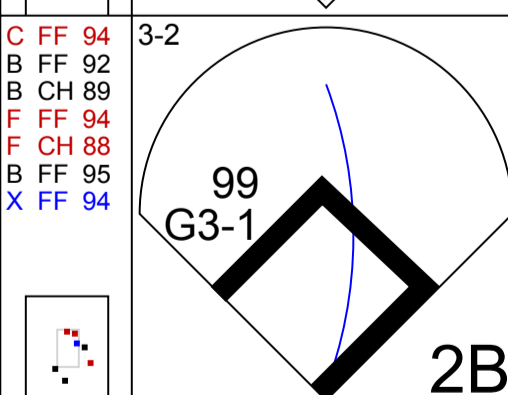
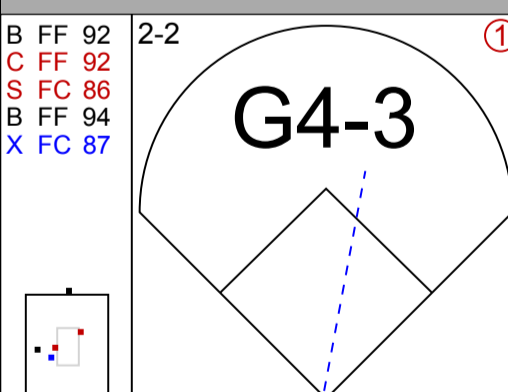

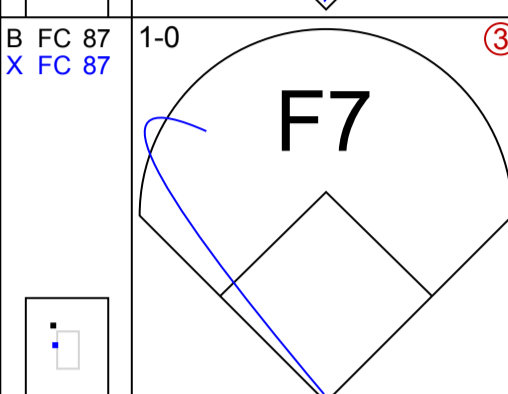
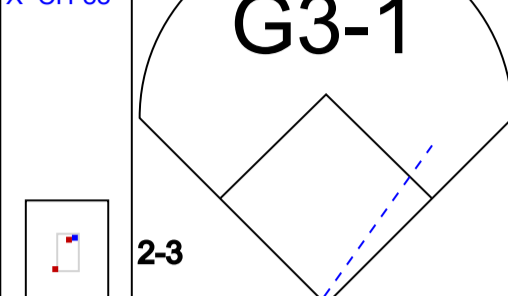
IP WLS BF H R ER SO BB IBB HBP BLK WP HR S P ERA WHIP

4.0 1 22 8 5 5 8 2 0 0 0 1 0 51 84 11.25 2.500

2.0 W 7 1 0 0 1 0 0 0 0 0 0 20 29 0.00 0.500

3.0 S 14 4 3 3 2 1 0 1 0 0 0 35 58 9.00 1.667

99 Alex Verdugo, L (1, 7) OBP: 0.328, SLG: 0.431



R: 3 H: 4 E: 0 LOB: 2 K: 2 BB: 1 S: 15 P: 28

R: 0 H: 0 E: 0 LOB: 0 K: 1 BB: 0 S: 9 P: 14

R: 1 H: 2 E: 0 LOB: 2 K: 2 BB: 1 S: 13 P: 24

R: 1 H: 2 E: 0 LOB: 1 K: 3 BB: 0 S: 14 P: 18

R: 0 H: 0 E: 0 LOB: 0 K: 1 BB: 0 S: 9 P: 12

R: 0 H: 1 E: 0 LOB: 1 K: 0 BB: 0 S: 11 P: 17

R: 0 H: 1 E: 0 LOB: 1 K: 0 BB: 0 S: 9 P: 15

R: 0 H: 0 E: 0 LOB: 0 K: 1 BB: 0 S: 9 P: 13

R: 3 H: 3 E: 0 LOB: 1 K: 1 BB: 1 S: 17 P: 30

1B: 5 2B: 7 3B: 1 HR: 0 SF: 0 SAC: 0 DP: 1 HBP: 1

WP: 1 PA: 43 PB: 1 SB: 0 CS: 0

IP WLS BF H R ER SO BB IBB HBP BLK WP HR S P ERA WHIP

4.0 1 22 8 5 5 8 2 0 0 0 1 0 51 84 11.25 2.500

2.0 W 7 1 0 0 1 0 0 0 0 0 0 20 29 0.00 0.500

3.0 S 14 4 3 3 2 1 0 1 0 0 0 35 58 9.00 1.667

PITCHER

20 Tyler Glasnow, R (1, 1) ERA: 7.04

68 Jalen Beeks, L (5, 1) ERA: 4.26

53 Anthony Banda, L (7, 1) ERA: 9.0

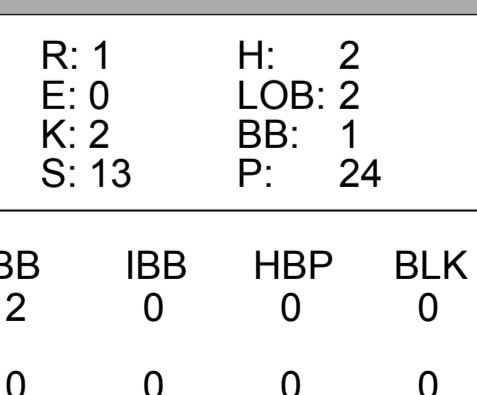

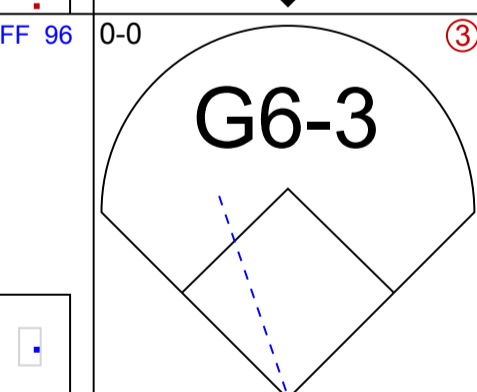
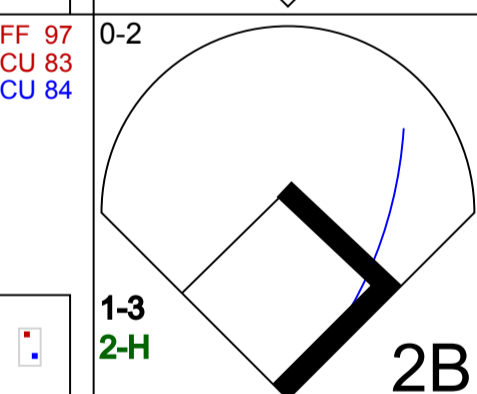
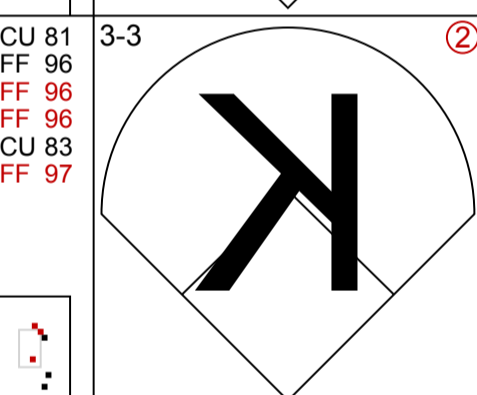
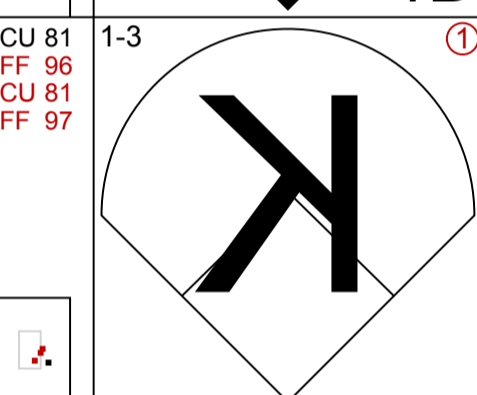
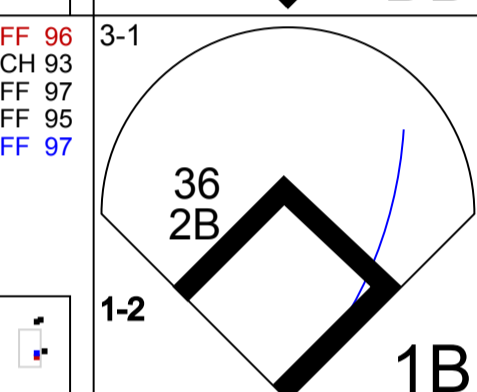
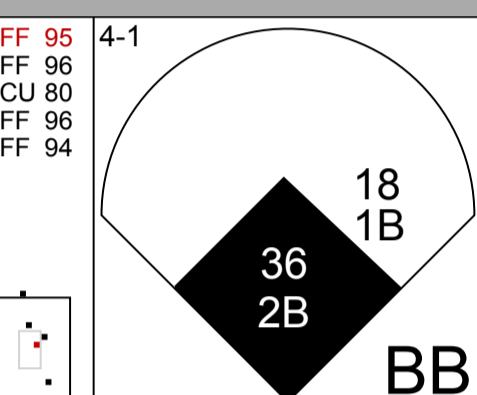
IP WLS BF H R ER SO BB IBB HBP BLK WP HR S P ERA WHIP

4.0 1 22 8 5 5 8 2 0 0 0 1 0 51 84 11.25 2.500

2.0 W 7 1 0 0 1 0 0 0 0 0 0 20 29 0.00 0.500

3.0 S 14 4 3 3 2 1 0 1 0 0 0 35 58 9.00 1.667

99 Alex Verdugo, L (1, 7) OBP: 0.328, SLG: 0.431



R: 3 H: 4 E: 0 LOB: 2 K: 2 BB: 1 S: 15 P: 28

R: 0 H: 0 E: 0 LOB: 0 K: 1 BB: 0 S: 9 P: 14

R: 1 H: 2 E: 0 LOB: 2 K: 2 BB: 1 S: 13 P: 24

R: 1 H: 2 E: 0 LOB: 1 K: 3 BB: 0 S: 14 P: 18

R: 0 H: 0 E: 0 LOB: 0 K: 1 BB: 0 S: 9 P: 12

R: 0 H: 1 E: 0 LOB: 1 K: 0 BB: 0 S: 11 P: 17

R: 0 H: 1 E: 0 LOB: 1 K: 0 BB: 0 S: 9 P: 15

R: 0 H: 0 E: 0 LOB: 0 K: 1 BB: 0 S: 9 P: 13

R: 3 H: 3 E: 0 LOB: 1 K: 1 BB: 1 S: 17 P: 30

1B: 5 2B: 7 3B: 1 HR: 0 SF: 0 SAC: 0 DP: 1 HBP: 1

WP: 1 PA: 43 PB: 1 SB: 0 CS: 0

IP WLS BF H R ER SO BB IBB HBP BLK WP HR S P ERA WHIP

4.0 1 22 8 5 5 8 2 0 0 0 1 0 51 84 11.25 2.500

2.0 W 7 1 0 0 1 0 0 0 0 0 0 20 29 0.00 0.500

3.0 S 14 4 3 3 2 1 0 1 0 0 0 35 58 9.00 1.667

PITCHER

20 Tyler Glasnow, R (1, 1) ERA: 7.04

68 Jalen Beeks, L (5, 1) ERA: 4.26

53 Anthony Banda, L (7, 1) ERA: 9.0

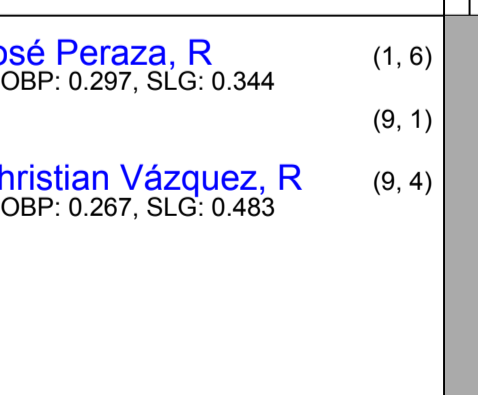
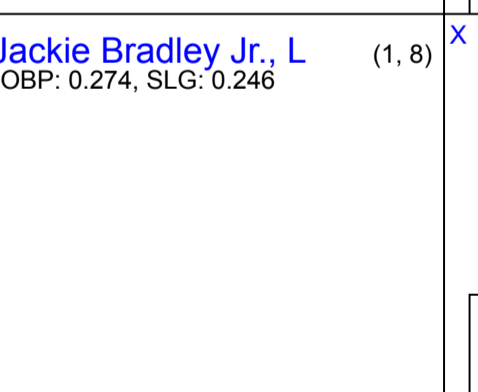
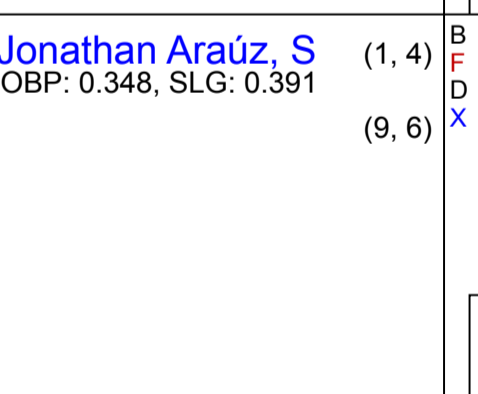
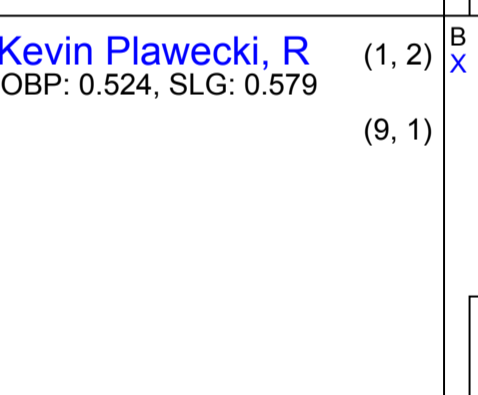
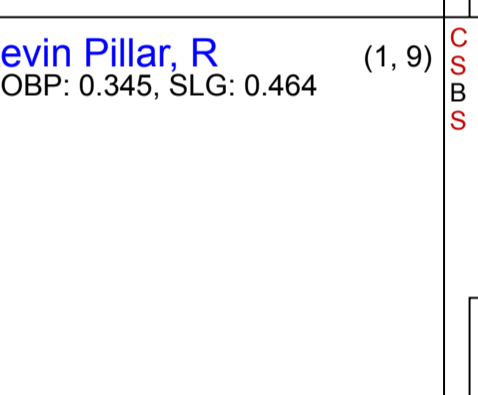
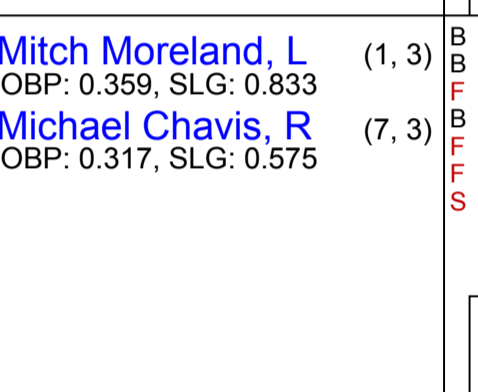
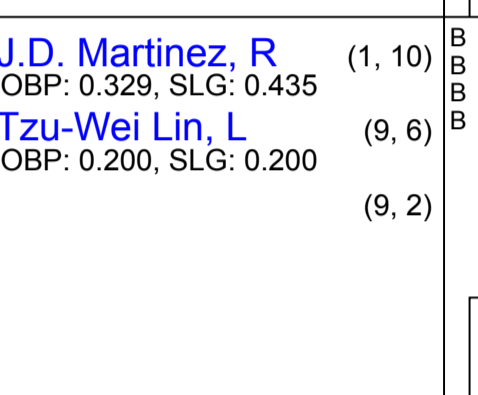
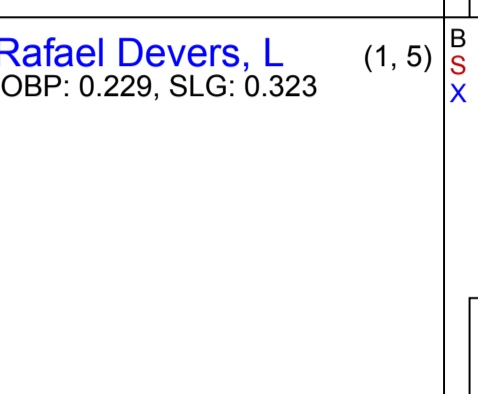

IP WLS BF H R ER SO BB IBB HBP BLK WP HR S P ERA WHIP

4.0 1 22 8 5 5 8 2 0 0 0 1 0 51 84 11.25 2.500

2.0 W 7 1 0 0 1 0 0 0 0 0 0 20 29 0.00 0.500

3.0 S 14 4 3 3 2 1 0 1 0 0 0 35 58 9.00 1.667

99 Alex Verdugo, L (1, 7) OBP: 0.328, SLG: 0.431



R: 3 H: 4 E: 0 LOB: 2 K: 2 BB: 1 S: 15 P: 28

R: 0 H: 0 E: 0 LOB: 0 K: 1 BB: 0 S: 9 P: 14

R: 1 H: 2 E: 0 LOB: 2 K: 2 BB: 1 S: 13 P: 24

R: 1 H: 2 E: 0 LOB: 1 K: 3 BB: 0 S: 14 P: 18

R: 0 H: 0 E: 0 LOB: 0 K: 1 BB: 0 S: 9 P: 12

R: 0 H: 1 E: 0 LOB: 1 K: 0 BB: 0 S: 11 P: 17

R: 0 H: 1 E: 0 LOB: 1 K: 0 BB: 0 S: 9 P: 15

R: 0 H: 0 E: 0 LOB: 0 K: 1 BB: 0 S: 9 P: 13

R: 3 H: 3 E: 0 LOB: 1 K: 1 BB: 1 S: 17 P: 30

1B: 5 2B: 7 3B: 1 HR: 0 SF: 0 SAC: 0 DP: 1 HBP: 1

WP: 1 PA: 43 PB: 1 SB: 0 CS: 0

IP WLS BF H R ER SO BB IBB HBP BLK WP HR S P ERA WHIP

4.0 1 22 8 5 5 8 2 0 0 0 1 0 51 84 11.25 2.500

2.0 W 7 1 0 0 1 0 0 0 0 0 0 20 29 0.00 0.500

3.0 S 14 4 3 3 2 1 0 1 0 0 0 35 58 9.00 1.667

PITCHER

20 Tyler Glasnow, R (1, 1) ERA: 7.04

68 Jalen Beeks, L (5, 1) ERA: 4.26

53 Anthony Banda, L (7, 1) ERA: 9.0

IP WLS BF H R ER SO BB IBB HBP BLK WP HR S P ERA WHIP

4.0 1 22 8 5 5 8 2 0 0 0 1 0 51 84 11.25 2.500

2.0 W 7 1 0 0 1 0 0 0 0 0 0 20 29 0.00 0.500

3.0 S 14 4 3 3 2 1 0 1 0 0 0 35 58 9.00 1.667

Batter	1	2	3	4	5	6	7	8	9	AB R H RBI BB SO LOB	TOP										
17 Austin Meadows, L OBP: 0.357, SLG: 0.472	4-2 8 HR BB	4-1 8 1B BB		2-2 G1-3			3-2 K		2-2 L8	3 2 0 0 2 1 0											
8 Brandon Lowe, L OBP: 0.388, SLG: 0.708	2-2 1-H HR	3-2 1-H 1B				3-2 F9	1-2 P6			4 1 2 3 0 0 0											
18 Joey Wendle, L OBP: 0.353, SLG: 0.457	0-1 25 S 1B	0-2 L7				2-2 L4	4-1 BB			3 0 1 0 1 0 1											
26 Ji Man Choi, L OBP: 0.297, SLG: 0.333	2-2 K		1-0 F7			3-2 K	2-3 K			4 0 0 0 0 3 2											
1 Willy Adames, R OBP: 0.382, SLG: 0.517	1 SAFE 2-3 K		3-2 2B			3-1 39 BB 11 SF9 2B		2-0 G1-3		4 1 2 0 0 1 1											
25 Yoshi Tsutsugo, L OBP: 0.303, SLG: 0.309	4-1 BB		4-2 39 G6-3 BB			4-2 39 BB BB		1-1 G4-3		0 0 0 0 2 0 0 1 0 0 0 1 0 0											
2 Yandy Diaz, R OBP: 0.410, SLG: 0.309	1-2 BB																				
39 Kevin Kiermaier, L OBP: 0.333, SLG: 0.308	0-3 BB		3-2 G6-3			4-2 40 G6-4-3 BB		2-3 BB		3 0 0 0 1 2 4											
11 Hunter Renfroe, R OBP: 0.284, SLG: 0.466		X SL 81 0-0 G6-3		B SL 87 X SL 82 1-0 F8		B CH 87 F FF 94 F CH 87 X CH 88 1-2 SF9		C FF 92 B FF 93 T FF 93 S SL 84 1-3 K		3 0 0 1 0 1 0											
7 Michael Pérez, L OBP: 0.227, SLG: 0.158		C SI 90 X CH 81 0-1 L8		B FF 90 F CU 74 B CH 81 S FF 90 S CH 81 2-3 K		B CU 77 S FF 95 F FF 96 X FF 97 1-2 G6-4-3		B FF 93 X FF 93 1-0 P6		2 0 0 0 0 1 0 1 0 0 0 0 0 2 1 0 0 0 0 0 0											
40 José Martínez, R OBP: 0.310, SLG: 0.392																					
10 Mike Zunino, R OBP: 0.217, SLG: 0.275																					
Inning Stats	R: 2 E: 0 K: 3 S: 17	H: 2 LOB: 2 BB: 2 P: 31	R: 1 E: 0 K: 0 S: 11	H: 1 LOB: 1 BB: 1 P: 18	R: 0 E: 0 K: 0 S: 9	H: 1 LOB: 1 BB: 1 P: 20	R: 0 E: 0 K: 1 S: 8	H: 0 LOB: 0 BB: 0 P: 13	R: 0 E: 0 K: 1 S: 12	H: 0 LOB: 0 BB: 0 P: 20	R: 1 E: 0 K: 0 S: 13	H: 1 LOB: 1 BB: 2 P: 26	R: 0 E: 0 K: 2 S: 11	H: 0 LOB: 1 BB: 1 P: 21	R: 0 E: 0 K: 1 S: 6	H: 0 LOB: 0 BB: 0 P: 11	R: 0 E: 0 K: 1 S: 10	H: 0 LOB: 0 BB: 0 P: 14	1B: 2 2B: 2 3B: 0 HR: 1	SF: 1 SAC: 0 DP: 2 HBP: 0	WP: 0 PA: 37 PB: 0 SB: 1 CS: 0
PITCHER	IP WLS BF H R ER SO BB IBB HBP BLK WP HR S P ERA WHIP	IP WLS BF H R ER SO BB IBB HBP BLK WP HR S P ERA WHIP	IP WLS BF H R ER SO BB IBB HBP BLK WP HR S P ERA WHIP	IP WLS BF H R ER SO BB IBB HBP BLK WP HR S P ERA WHIP	IP WLS BF H R ER SO BB IBB HBP BLK WP HR S P ERA WHIP	IP WLS BF H R ER SO BB IBB HBP BLK WP HR S P ERA WHIP	IP WLS BF H R ER SO BB IBB HBP BLK WP HR S P ERA WHIP	IP WLS BF H R ER SO BB IBB HBP BLK WP HR S P ERA WHIP	IP WLS BF H R ER SO BB IBB HBP BLK WP HR S P ERA WHIP	IP WLS BF H R ER SO BB IBB HBP BLK WP HR S P ERA WHIP	IP WLS BF H R ER SO BB IBB HBP BLK WP HR S P ERA WHIP	IP WLS BF H R ER SO BB IBB HBP BLK WP HR S P ERA WHIP	IP WLS BF H R ER SO BB IBB HBP BLK WP HR S P ERA WHIP	IP WLS BF H R ER SO BB IBB HBP BLK WP HR S P ERA WHIP	IP WLS BF H R ER SO BB IBB HBP BLK WP HR S P ERA WHIP	IP WLS BF H R ER SO BB IBB HBP BLK WP HR S P ERA WHIP	IP WLS BF H R ER SO BB IBB HBP BLK WP HR S P ERA WHIP	IP WLS BF H R ER SO BB IBB HBP BLK WP HR S P ERA WHIP	IP WLS BF H R ER SO BB IBB HBP BLK WP HR S P ERA WHIP	IP WLS BF H R ER SO BB IBB HBP BLK WP HR S P ERA WHIP	IP WLS BF H R ER SO BB IBB HBP BLK WP HR S P ERA WHIP
14 Tanner Roark, R ERA: 6.0	(1, 1) 4.0 19 4 3 3 4 4 0 0 0 0 1 45 82 6.75 2.000																				
47 Anthony Kay, L ERA: 1.93	(5, 1) 1.1 7 1 1 1 1 2 0 0 0 0 0 22 42 6.75 2.250																				
63 Wilmer Font, R ERA: 14.73	(6, 1) 0.2 W 1 0 0 0 0 0 0 0 0 0 0 3 4 0.00 0.000																				
56 Ryan Borucki, L ERA:	(7, 1) 1.0 4 0 0 0 2 1 0 0 0 0 0 11 21 0.00 1.000																				
52 Anthony Bass, R ERA: 3.38	(8, 1) 1.0 3 0 0 0 1 0 0 0 0 0 0 6 11 0.00 0.000																				
PITCHER	IP WLS BF H R ER SO BB IBB HBP BLK WP HR S P ERA WHIP	IP WLS BF H R ER SO BB IBB HBP BLK WP HR S P ERA WHIP	IP WLS BF H R ER SO BB IBB HBP BLK WP HR S P ERA WHIP	IP WLS BF H R ER SO BB IBB HBP BLK WP HR S P ERA WHIP	IP WLS BF H R ER SO BB IBB HBP BLK WP HR S P ERA WHIP	IP WLS BF H R ER SO BB IBB HBP BLK WP HR S P ERA WHIP	IP WLS BF H R ER SO BB IBB HBP BLK WP HR S P ERA WHIP	IP WLS BF H R ER SO BB IBB HBP BLK WP HR S P ERA WHIP	IP WLS BF H R ER SO BB IBB HBP BLK WP HR S P ERA WHIP	IP WLS BF H R ER SO BB IBB HBP BLK WP HR S P ERA WHIP	IP WLS BF H R ER SO BB IBB HBP BLK WP HR S P ERA WHIP	IP WLS BF H R ER SO BB IBB HBP BLK WP HR S P ERA WHIP	IP WLS BF H R ER SO BB IBB HBP BLK WP HR S P ERA WHIP	IP WLS BF H R ER SO BB IBB HBP BLK WP HR S P ERA WHIP	IP WLS BF H R ER SO BB IBB HBP BLK WP HR S P ERA WHIP	IP WLS BF H R ER SO BB IBB HBP BLK WP HR S P ERA WHIP	IP WLS BF H R ER SO BB IBB HBP BLK WP HR S P ERA WHIP	IP WLS BF H R ER SO BB IBB HBP BLK WP HR S P ERA WHIP	IP WLS BF H R ER SO BB IBB HBP BLK WP HR S P ERA WHIP	IP WLS BF H R ER SO BB IBB HBP BLK WP HR S P ERA WHIP	IP WLS BF H R ER SO BB IBB HBP BLK WP HR S P ERA WHIP

Tampa Bay Rays @ Toronto Blue Jays
Sahlen Field, Buffalo, NY
Fri Aug 14 2020, 6:39 PM - 9:46 PM EDT
Partly Cloudy - 83 F

livebaseballscorecards.com

AB	29
R	4
H	5
RBI	4
BB	7
SO	9
LOB	10



BOTTOM

Tampa Bay Rays @ Toronto Blue Jays
 Sahlen Field, Buffalo, NY
 Sat Aug 15 2020, 6:39 PM - 3:25 PM EDT
 Cloudy - 82 F

livebaseballscorecards.com

AB 36
R 2
H 10
RBI 2
BB 1
SO 8
LOB 19



WP: 0 PA: 38
 PB: 1
 SB: 0
 CS: 0

AB R H RBI BB SO LOB

5	0	1	0	0	2	3
2	0	1	0	0	1	1
3	1	1	0	0	0	0
4	0	0	0	0	0	4
4	0	2	1	0	1	2
4	0	0	0	0	1	3
3	1	2	0	1	0	0
4	0	2	1	0	1	1
2	0	0	0	0	1	1
1	0	0	0	0	0	1
3	0	1	0	0	0	3
1	0	0	0	0	1	0

Batter	1	2	3	4	5	6	7	8	9
8 Cavan Biggio, L (1, 4) OBP: 0.316, SLG: 0.441	1-2 37 1B		2-2 F7		0-3 K	2-3 K2-3			1-1 F7
Bo Bichette, R (1, 6) OBP: 0.391, SLG: 0.672	0-3 K		1-1 1B		0-0 37 2B			2-2 F9	1-2 F8
2 Joe Panik, L (5, 6) OBP: 0.192, SLG: 0.160			1-2 1B						
13 Lourdes Gurriel Jr., R (1, 7) OBP: 0.258, SLG: 0.323	2-2 L8		0-1 F9		3-2 P4			0-0 L7	
37 Teoscar Hernández, R (1, 9) OBP: 0.319, SLG: 0.681	2-1 1B		3-2 L8		2-2 2B			2-3 K	
27 Vladimir Guerrero Jr., R (1, 3) OBP: 0.292, SLG: 0.379	2-3 K			1-1 G5-3	1-2 G1-3			2-0 F9	
15 Randal Grichuk, R (1, 8) OBP: 0.385, SLG: 0.391		1-2 G6-3		0-1 44 1B	0-2 10 44 1B			4-2 BB	
44 Rowdy Tellez, L (1, 10) OBP: 0.315, SLG: 0.500		1-0 G1-6-3		1-2 1B	0-0 3 10 1B			1-3 K	
10 Reese McGuire, L (1, 2) OBP: 0.118, SLG: 0.294		0-0 F7		1-3 K	0-0 SH5-4			0-0 L8	
9 Danny Jansen, R (8, PH) OBP: 0.306, SLG: 0.350									
3 Brandon Drury, R (1, 5) OBP: 0.160, SLG: 0.125			0-2 13 F9 1B		0-1 F9				1-3 K
6 Travis Shaw, L (9, PH) OBP: 0.325, SLG: 0.429									

Inning Stats	R: 0	H: 2	E: 0	LOB: 2	K: 2	S: 15	R: 0	H: 0	E: 0	LOB: 0	K: 0	S: 6	R: 0	H: 2	E: 0	LOB: 2	K: 0	S: 15	R: 1	H: 2	E: 0	LOB: 1	K: 1	S: 14	R: 1	H: 2	E: 0	LOB: 1	K: 1	S: 13	R: 0	H: 0	E: 0	LOB: 0	K: 1	S: 9	R: 0	H: 0	E: 0	LOB: 1	K: 1	S: 8	R: 0	H: 0	E: 0	LOB: 0	K: 1	S: 8	1B: 8	SF: 0	2B: 2	SAC: 1	3B: 0	DP: 0	HR: 0	HBP: 0	WP: 0	PA: 38
--------------	------	------	------	--------	------	-------	------	------	------	--------	------	------	------	------	------	--------	------	-------	------	------	------	--------	------	-------	------	------	------	--------	------	-------	------	------	------	--------	------	------	------	------	------	--------	------	------	------	------	------	--------	------	------	-------	-------	-------	--------	-------	-------	-------	--------	-------	--------

PITCHER	IP	WLS	BF	H	R	ER	SO	BB	IBB	HBP	BLK	WP	HR	S	P	ERA	WHIP
Ryan Yarbrough, L (1, 1) ERA: 4.13	3.0		13	4	0	0	2	0	0	0	0	0	0	36	51	0.00	1.333
68 Jalen Beeks, L (4, 1) ERA: 4.2	2.1		13	6	2	1	2	0	0	0	0	0	0	33	42	3.86	2.571
29 Pete Fairbanks, R (6, 1) ERA: 5.0	1.0		3	0	0	0	1	0	0	0	0	0	0	11	18	0.00	0.000
63 Diego Castillo, R (7, 1) ERA:	1.0		4	0	0	0	1	1	0	0	0	0	0	9	17	0.00	1.000
15 Aaron Loup, L (8, 1) ERA: 4.15	0.2	W	2	0	0	0	1	0	0	0	0	0	0	4	5	0.00	0.000

PITCHER	IP	WLS	BF	H	R	ER	SO	BB	IBB	HBP	BLK	WP	HR	S	P	ERA	WHIP
70 Nick Anderson, R (9, 1) ERA:	1.0		3	0	0	0	1	0	0	0	0	0	0	8	11	0.00	0.000

Batter	1	2	3	4	5	6	7	8	9	AB R H RBI BB SO LOB	TOP																									
17 Austin Meadows, L (1, 10) OBP: 0.333, SLG: 0.500	1-3 K			1-1 F7	1-1 SF7		1-0 2B			3 1 1 1 0 1 0																										
8 Brandon Lowe, L (1, 4) OBP: 0.404, SLG: 0.738	1-3 K			2-1 18 BB 25 HR 1B	3-H 2 BB 1-2 BB		2-0 F9			3 1 1 0 1 1 1																										
18 Joey Wendle, L (1, 5) OBP: 0.345, SLG: 0.429	2-3 K			4-2 25 HR BB	4-2 BB		3-1 E9			1 1 0 0 1 1 0																										
2 Yandy Diaz, R (5, PH) OBP: 0.433, SLG: 0.329							1-H 1B			1 0 1 0 1 0 0																										
43 Mike Brosseau, R (7, PR) OBP: 0.424, SLG: 0.767										0 0 0 0 0 0 0																										
26 Ji Man Choi, L (1, 3) OBP: 0.282, SLG: 0.328		2-0 F8		2-3 K	0-2 G4-3		0-1 G3			4 1 0 0 0 1 6																										
25 Yoshi Tsutsugo, L (1, 7) OBP: 0.319, SLG: 0.397		1-0 P6		2-2 HR		3-2 2B		1-0 G6-3		3 1 2 3 0 0 0																										
13 Manuel Margot, R (6, PR) OBP: 0.339, SLG: 0.385				1-H 2-H HR				2-3 HR		1 0 0 0 0 0 0																										
1 Willy Adames, R (1, 6) OBP: 0.377, SLG: 0.522	1-3 K			1-3 K		4-1 11 BB G6-4-3		0-0 HR		3 1 1 2 1 2 0																										
39 Kevin Kiermaier, L (1, 8) OBP: 0.333, SLG: 0.300				0-1 11 BB 17 SF7 1B		1-3 K		2-0 F8		4 1 2 0 0 1 2																										
11 Hunter Renfro, R (1, 9) OBP: 0.282, SLG: 0.452				0-2 K	0-1 2 BB 8 BB 1B	1-1 G6-4-3		2-0 P3		4 0 1 0 0 1 3																										
7 Michael Pérez, L (1, 2) OBP: 0.200, SLG: 0.136				1-2 G4-3	2-2 K		3-1 F7			3 0 0 0 0 1 2																										
Inning Stats	R: 0 E: 0 K: 3 S: 10	H: 0 LOB: 0 BB: 0 P: 14	R: 0 E: 0 K: 1 S: 6	H: 0 LOB: 0 BB: 0 P: 10	R: 0 E: 0 K: 1 S: 8	H: 1 LOB: 0 BB: 0 P: 9	R: 3 E: 0 K: 2 S: 15	H: 2 LOB: 0 BB: 1 P: 27	R: 1 E: 0 K: 1 S: 15	H: 2 LOB: 3 BB: 2 P: 26	R: 0 E: 0 K: 1 S: 9	H: 1 LOB: 1 BB: 1 P: 18	R: 1 E: 1 K: 0 S: 8	H: 2 LOB: 1 BB: 0 P: 17	R: 2 E: 0 K: 0 S: 4	H: 1 LOB: 0 BB: 0 P: 9	1B: 6 2B: 1 3B: 0 HR: 2	SF: 1 SAC: 0 DP: 1 HBP: 0	WP: 0 PA: 35 PB: 0 SB: 0 CS: 0																	
PITCHER	IP WLS BF H R ER SO BB IBB HBP BLK WP HR S P ERA WHIP																																			
34 Matt Shoemaker, R (1, 1) ERA: 5.23	4.0		15	3	3	3	7	1	0	0	0	0	1	39	60	6.75	1.000																			
62 Jacob Waguespack, R (5, 1) ERA: 3.38	0.1		3	2	1	1	1	0	0	0	0	0	0	7	9	27.00	6.000																			
47 Anthony Kay, L (5, 1) ERA: 1.74	1.0	H	7	1	0	0	1	3	0	0	0	0	0	15	32	0.00	4.000																			
36 A.J. Cole, R (6, 1) ERA:	1.2	B	6	2	1	0	0	0	0	0	0	0	0	10	20	0.00	1.200																			
63 Wilmer Font, R (8, 1) ERA: 11.12	1.0	L	4	1	2	1	0	0	0	0	0	0	1	4	9	9.00	1.000																			

Tampa Bay Rays @ Toronto Blue Jays
 Sahlen Field, Buffalo, NY
 Sun Aug 16 2020, 4:07 PM - 7:00 PM EDT
 Cloudy - 77 F

livebaseballscorecards.com

AB	30
R	7
H	9
RBI	6
BB	4
SO	9
LOB	14



Batter	1	2	3	4	5	6	7	8	9
8 Cavan Biggio, L OBP: 0.313, SLG: 0.444	1-0 15 HR 2B		0-2 F9	0-1 F9			2-2 L7		
15 Randal Grichuk, R OBP: 0.393, SLG: 0.460	1-0 2-H HR		2-2 K	1-3 K			0-0 6 G4-6-3 1B		
6 Travis Shaw, L OBP: 0.318, SLG: 0.410	3-3 K		1-2 37 1B				0-0 G4-6-3 1-2f		
37 Teoscar Hernández, R OBP: 0.316, SLG: 0.656	3-2 P3		2-1 1-2 1B				3-2 G5-3		
44 Rowdy Tellez, L OBP: 0.293, SLG: 0.462	1-1 P5		0-0 G6-3				0-3 K		
27 Vladimir Guerrero Jr., R (1, 10) OBP: 0.316, SLG: 0.435		1-0 30 L6-4 9 1B HBP		1-1 HR			0-1 1B		
9 Danny Jansen, R OBP: 0.327, SLG: 0.357		0-0 1-2 1B		4-1 30 HR BB			3-2 K		
3 Brandon Drury, R OBP: 0.143, SLG: 0.111		1-3 K		3-3 K			0-1 F7		
30 Anthony Alford, R OBP: 0.200, SLG: 0.500		2-2 L6-4		0-0 1-H HR			3-3 K		
13 Lourdes Gurriel Jr., R OBP: 0.258, SLG: 0.323									

Inning Stats	R: 2	H: 2	E: 0	K: 1	S: 11	LOB: 0	BB: 0	P: 20	R: 0	H: 1	E: 0	K: 1	S: 9	LOB: 1	BB: 1	P: 13	R: 0	H: 2	E: 0	K: 1	S: 13	LOB: 2	BB: 0	P: 18	R: 3	H: 2	E: 0	K: 2	S: 14	LOB: 0	BB: 1	P: 23	R: 0	H: 0	E: 0	K: 1	S: 6	LOB: 0	BB: 0	P: 8	R: 0	H: 1	E: 0	K: 2	S: 10	LOB: 1	BB: 0	P: 17	R: 0	H: 1	E: 0	K: 0	S: 6	LOB: 0	BB: 0	P: 8	R: 0	H: 0	E: 0	K: 1	S: 9	LOB: 0	BB: 0	P: 12
1B: 5	SF: 0	2B: 2	SAC: 0	3B: 0	DP: 2	HR: 3	HBP: 1	WP: 0	PA: 33	PB: 0	SB: 0	CS: 0																																																				


PITCHER	IP	WLS	BF	H	R	ER	SO	BB	IBB	HBP	BLK	WP	HR	S	P	ERA	WHIP
72 Yonny Chirinos, R ERA: 2.38	2.2		13	5	2	2	3	0	0	0	0	0	1	32	50	6.75	1.875
81 Ryan Thompson, R ERA: 3.86	0.2		4	1	2	2	1	1	0	0	0	0	1	7	15	27.00	3.000
84 John Curtiss, R ERA: 2.84	1.2		6	1	1	1	2	0	0	0	0	0	1	14	17	5.40	0.600
52 Chaz Roe, R ERA: 3.38	1.0		4	1	0	0	2	0	0	0	0	0	0	10	17	0.00	1.000
15 Aaron Loup, L ERA: 3.72	1.0	W	3	1	0	0	0	0	0	0	0	0	0	6	8	0.00	1.000

BOTTOM

Tampa Bay Rays @ Toronto Blue Jays
 Sahlen Field, Buffalo, NY
 Sun Aug 16 2020, 4:07 PM - 7:00 PM EDT
 Cloudy - 77 F

livebaseballscorecards.com

AB	31
R	5
H	9
RBI	5
BB	1
SO	9
LOB	11



Batter	1	2	3	4	5	6	7	8	9	AB R H RBI BB SO LOB	TOP	
17 Austin Meadows, L OBP: 0.345, SLG: 0.563 (1, 7)	 0-3 ①		 2-1 8 HR 1B ①		 2-1 HR ②		 3-3 ②			4 2 2 1 0 2 0		
8 Brandon Lowe, L OBP: 0.409, SLG: 0.759 (1, 9) (9, 4)	 2-1 ②		 1-0 HR ①		 4-2 26 G4-3 2 G4-3 BB ②		 2-1 ③			3 1 1 3 1 0 0		
2 Yandy Diaz, R OBP: 0.415, SLG: 0.312 (1, 10)	 3-2 ③		 0-0 ②		 1-2 ①		 1-3 ①			4 0 0 0 0 1 1		
26 Ji Man Choi, L OBP: 0.267, SLG: 0.308 (1, 3)		 0-0 ①	 0-0 ③		 2-2 ②		 3-2 ②			4 0 0 0 0 0 1		
18 Joey Wendle, L OBP: 0.339, SLG: 0.434 (1, 4) (9, 5)		 3-2 ③		 0-2 ①	 0-1 ③		 0-1 ③			4 0 1 0 0 0 1		
1 Willy Adames, R OBP: 0.370, SLG: 0.507 (1, 6)	 2-2 ③			 1-0 ①	 0-1 39 2B 7 PB 1B ②		 0-3 ①			4 1 1 0 0 2 1		
25 Yoshi Tsutsugo, L OBP: 0.301, SLG: 0.371 13 Manuel Margot, R OBP: 0.339, SLG: 0.385 (1, 5) (9, 9)			 1-2 ①	 2-1 ②		 1-2 ②		 1-2 ②		4 0 0 0 0 0 1 0 0 0 0 0 0 0	AB 34 R 6 H 9 RBI 5 BB 1 SO 7 LOB 6	
39 Kevin Kiermaier, L OBP: 0.342, SLG: 0.359 (1, 8)			 3-1 7 1B 3B ①	 3-2 7 PB 2B ②		 0-0 ③		 3-3 ③		4 1 2 0 0 1 0		
7 Michael Pérez, L OBP: 0.250, SLG: 0.200 (1, 2)			 0-0 17 1B 8 HR 1B ③	 3-3 ③		 3-1 1B ①				3 1 2 1 0 1 1		
Inning Stats	R: 0 H: 0 E: 0 LOB: 0 K: 1 BB: 0 S: 11 P: 16	R: 0 H: 1 E: 0 LOB: 0 K: 0 BB: 0 S: 7 P: 12	R: 4 H: 4 E: 0 LOB: 0 K: 0 BB: 0 S: 11 P: 18	R: 1 H: 2 E: 0 LOB: 1 K: 1 BB: 0 S: 12 P: 21	R: 1 H: 1 E: 0 LOB: 1 K: 0 BB: 1 S: 13 P: 22	R: 0 H: 0 E: 0 LOB: 0 K: 1 BB: 0 S: 8 P: 9	R: 0 H: 1 E: 0 LOB: 0 K: 1 BB: 0 S: 7 P: 15	R: 0 H: 0 E: 0 LOB: 0 K: 1 BB: 0 S: 8 P: 12	R: 0 H: 0 E: 0 LOB: 0 K: 2 BB: 0 S: 10 P: 16	1B: 4 SF: 0 2B: 3 SAC: 0 3B: 1 DP: 1 HR: 2 HBP: 0	WP: 0 PA: 35 PB: 1 SB: 0 CS: 0	
PITCHER	IP WLS BF H R ER SO BB IBB HBP BLK WP HR S P ERA WHIP											
19 Masahiro Tanaka, R ERA: 4.6 (1, 1)	4.0 L 19 8 6 5 2 0 0 0 0 0 0 2 43 71 11.25 2.000											
79 Nick Nelson, R ERA: 7.04 (5, 1)	3.0 10 1 0 0 2 1 0 0 0 0 0 0 26 42 0.00 0.667											
85 Luis Cessa, R ERA: 3.52 (8, 1)	2.0 6 0 0 0 3 0 0 0 0 0 0 0 18 28 0.00 0.000											

Tampa Bay Rays @ New York Yankees
 Yankee Stadium, Bronx, NY
 Tue Aug 18 2020, 7:11 PM - 10:24 PM EDT
 Partly Cloudy - 83 F

livebaseballscorecards.com

Batter	1	2	3	4	5	6	7	8	9	AB	R	H	RBI	BB	SO	LOB						
59 Luke Voit, R OBP: 0.351, SLG: 0.657 (1, 3)	B FF 94 B CH 86 C FF 95 F FF 94 B FF 95 F FF 94 F FF 94 B CH 88		S CH 89 B CH 88 1 SAFE B FF 95 1 SAFE X FF 95		S CH 87 F FF 96 B FF 94 X FF 96		C SL 96 D SL 85 B SL 96 S SL 86 B SL 85 C SL 95				3	1	1	2	1	1	4					
29 Gio Urshela, R OBP: 0.341, SLG: 0.479 (1, 5)	F FF 96 X FF 95		B CH 88 X FF 95		B CU 80 B CH 87 S CH 88 S CH 88 B CH 87 X CH 88		B SL 96 B SL 84 C SL 84 X SL 96			4	0	0	0	0	0	5						
31 Aaron Hicks, S OBP: 0.387, SLG: 0.424 (1, 8)	C FF 96 C FF 95 F FF 96 B CU 80 X CU 79			B FF 94 S FF 94 F FF 94 B CU 80 F CH 88 F FF 95 X CU 79		C SL 87 S SL 86 C FF 97		C CU 84 C FF 95 F FF 96 F FF 96 F FF 96 F CU 85 B CU 86 X CU 85		4	0	0	0	0	1	1						
25 Cleyber Torres, R OBP: 0.341, SLG: 0.301 (1, 6)	D CU 81 D CH 87 B CH 89 C FF 95 X FF 96			C FF 95 F FF 95 B CU 81 X CH 88		B FF 98 B SL 86 C SL 85 S SL 88 F SL 86 B FF 97 S SL 87		B FF 96 F FF 96 S FF 96 S FF 96		4	0	0	0	0	2	1						
24 Gary Sánchez, R OBP: 0.253, SLG: 0.385 (1, 2)		B FF 93 B CH 88 C CH 88 B FF 96 B FF 95		C FF 96 B FF 95 B CH 88 X FF 96		C FF 98 X SL 86		C CU 85 S CU 85 S CU 85		3	1	1	1	1	1	0						
39 Mike Tauchman, L OBP: 0.412, SLG: 0.444 (1, 7)		S FF 95 C FF 95 S SL 88		S SL 87 S SL 87 B SL 89 S CU 82		B SL 86 B SL 96 B SL 96		C FF 90 F FC 87 H ST 82		2	0	0	0	1	2	1						
77 Clint Frazier, R OBP: 0.458, SLG: 0.818 (1, 9)		B CH 88 B FF 96 X FF 95		C CH 88 B CU 78 S CH 87 F FF 94 B CU 79 X FF 95		X SL 95		C ST 82 C ST 81 X ST 81		4	0	1	0	0	0	2						
41 Miguel Andujar, R OBP: 0.143, SLG: 0.100 (1, 10)		X FF 94		B CH 87 F CH 87 B CH 88 F CH 90 X FF 96		C SL 85 F SL 86 B SL 87 X SL 97		B ST 80 B SL 91 B ST 81 C SL 92 C SL 91 F ST 82 B ST 82		3	0	1	0	1	0	2						
71 Thairo Estrada, R OBP: 0.444, SLG: 0.778 (1, 4)		S FF 94 F CU 80 F FF 94 F FF 95 B CH 88 S CH 81		B CH 88 F FF 95 X FF 94		B CH 88 F FF 95 X FF 94		B SI 95 H SL 86		2	1	1	0	0	1	1						
36 Mike Ford, L OBP: 0.250, SLG: 0.417 (7, PH)										0	0	0	0	0	0	0						
14 Tyler Wade, L OBP: 0.292, SLG: 0.238 (7, PR)										1	0	0	0	0	0	1						
Inning Stats	R: 0 E: 0 K: 0 S: 12	H: 0 LOB: 1 BB: 1 P: 20	R: 0 E: 0 K: 1 S: 5	H: 0 LOB: 0 BB: 1 P: 11	R: 0 E: 0 K: 1 S: 9	H: 1 LOB: 1 BB: 0 P: 14	R: 1 E: 0 K: 1 S: 13	H: 1 LOB: 0 BB: 0 P: 23	R: 2 E: 0 K: 0 S: 15	H: 2 LOB: 0 BB: 0 P: 24	R: 0 E: 0 K: 2 S: 9	H: 0 LOB: 0 BB: 0 P: 12	R: 0 E: 0 K: 1 S: 9	H: 1 LOB: 3 BB: 1 P: 21	R: 0 E: 0 K: 2 S: 13	H: 0 LOB: 0 BB: 0 P: 16	R: 0 E: 0 K: 0 S: 10	H: 0 LOB: 1 BB: 1 P: 17	1B: 3 2B: 1 3B: 0 HR: 2	SF: 0 SAC: 0 DP: 2 HBP: 2	WP: 1 PB: 0 SB: 0 CS: 0	PA: 36

BOTTOM

Tampa Bay Rays @ New York Yankees
Yankee Stadium, Bronx, NY
Tue Aug 18 2020, 7:11 PM - 10:24 PM EDT
Partly Cloudy - 83 F

livebaseballscorecards.com

AB	30
R	3
H	5
RBI	3
BB	4
SO	8
LOB	18



	PITCHER	IP	WLS	BF	H	R	ER	SO	BB	IBB	HBP	BLK	WP	HR	S	P	ERA	WHIP
4 Blake Snell, L ERA: 3.0 (1, 1)		5.0	W	20	4	3	3	3	2	0	0	0	1	2	54	92	5.40	1.200
29 Pete Fairbanks, R ERA: 4.5 (6, 1)		1.0	H	3	0	0	0	2	0	0	0	0	0	0	9	12	0.00	0.000
63 Diego Castillo, R ERA: (7, 1)		1.0	H	6	1	0	0	1	1	0	1	0	0	0	9	21	0.00	2.000
70 Nick Anderson, R ERA: (8, 1)		1.0	H	3	0	0	0	2	0	0	0	0	0	0	13	16	0.00	0.000
52 Chaz Roe, R ERA: 3.0 (9, 1)		1.0	S	4	0	0	0	0	1	0	1	0	0	0	10	17	0.00	1.000

Batter	1	2	3	4	5	6	7	8	9	AB	R	H	RBI	BB	SO	LOB	
31 Aaron Hicks, S OBP: 0.380, SLG: 0.444 (1, 8)	B FF 97 F FF 98 B SI 93 X FF 98 2-1 L7		B CU 81 C SI 92 S CU 83 B CU 84 T CU 83 2-2 K			B FF 97 X FF 96 1-0 29 SF9 3B	D FF 99 F FF 98 F SL 88 B SL 86 B SL 86 C SL 88 3-3 K			4	1	1	0	0	2	1	
59 Luke Voit, R OBP: 0.372, SLG: 0.696 (1, 3)	C CU 81 S CU 83 B CU 84 B FF 98 B SI 93 B CU 82 B FF 99 4-2 BB		C SI 92 B CU 84 B CU 83 F FF 98 B SI 93 X FF 98 3-2 HR			D CU 83 C FF 97 D CU 84 C FF 96 F CU 83 D CU 84 D CU 82 4-2 25 1B BB		B CU 82 C FF 96 C FF 95 X CU 84 1-2 P3		2	1	1	1	2	0	0	
29 Gio Urshela, R OBP: 0.326, SLG: 0.459 (1, 5)	B FF 98 X FF 98 1-0 F8		B FF 98 X FF 98 1-0 F8			B FF 97 B FF 96 X FF 96 2-0 SF9		B FF 95 F FF 95 F FF 95 S CU 84 1-3 K		3	0	0	1	0	1	1	
36 Mike Ford, L OBP: 0.227, SLG: 0.375 (1, 10)	X FF 98 0-0 G4-3			C FF 96 C CU 84 B FF 98 S CU 84 1-3 K		T SI 91 B FF 96 B FF 95 C FF 97 C CU 83 2-3 K		B FF 95 F FF 95 B CU 84 F FF 95 C CU 83 2-3 K		4	0	0	0	0	3	2	
25 Gleyber Torres, R OBP: 0.348, SLG: 0.303 (1, 6)		C FF 97 B CU 84 B FF 99 S FF 98 F FF 98 B CU 84 C FF 99 3-3 K		X FF 97 0-0 F8		X SI 91 0-0 1B		F SI 91 B ST 82 C ST 81 B SI 91 C FC 89 B ST 81 4-2 71 WP 24 BB BB		3	0	1	0	1	1	0	
24 Gary Sánchez, R OBP: 0.253, SLG: 0.368 (1, 2)		C FF 99 C CU 84 S CU 85 0-3 K		C CU 82 C CU 83 C FF 98 0-3 K		C SI 77 X SI 92 0-1 G1-3		B SI 92 C FC 86 C FC 87 X ST 80 4-1 71 WP BB		3	0	0	0	1	2	2	
14 Tyler Wade, L OBP: 0.292, SLG: 0.238 (9, PR)								B ST 82 B ST 82 B FC 88 1-2 71 WP BB		0	0	0	0	0	0	0	
11 Brett Gardner, L OBP: 0.306, SLG: 0.392 (1, 7)		B FF 99 C FF 99 B CU 83 B FF 98 B FF 97 4-1 77 S BB			C FF 96 B FF 97 C SI 93 C FF 98 1-3 K		B SI 90 X SI 90 1-0 31 WP 39 G6-3 1B		C FC 86 C FC 87 X ST 80 0-2 L8		3	0	1	0	1	1	2
77 Clint Frazier, R OBP: 0.423, SLG: 0.750 (1, 9)		F CU 82 T SAFE C SI 94 B CU 84 D CU 85 X FF 98 2-2 F9			C FF 98 B CU 83 B CU 84 F FF 97 X CU 84 2-2 L8		X SI 90 0-0 G6-3		C FF 95 C CH 89 S CH 89 0-3 K		2	0	0	0	0	0	1
39 Mike Tauchman, L OBP: 0.404, SLG: 0.435 (7, PH)									B CH 88 F CH 90 T FF 96 S CH 90 1-3 K		1	0	0	0	0	1	
41 Miguel Andujar, R OBP: 0.136, SLG: 0.095 (9, PH)									1-2 K		1	0	0	0	1	2	
71 Thairo Estrada, R OBP: 0.308, SLG: 0.538 (1, 4)			B FF 98 F FF 98 B CU 81 X FF 97 2-1 F8		C FF 97 T FF 97 F FF 97 S CU 83 0-3 K		S SL 76 F SL 77 F SL 77 S SI 92 0-3 K		1-2 2-3 K		4	0	0	0	0	3	3

Inning Stats	R: 0	H: 0	E: 0	K: 0	S: 6	H: 0	LOB: 1	BB: 1	P: 13	R: 0	H: 0	E: 0	K: 2	S: 11	H: 0	LOB: 1	BB: 1	P: 20	R: 1	H: 1	E: 0	K: 1	S: 9	H: 1	LOB: 0	BB: 0	P: 17	R: 0	H: 0	E: 0	K: 2	S: 7	R: 0	H: 0	E: 0	K: 2	S: 10	R: 1	H: 2	E: 0	K: 1	S: 11	R: 0	H: 1	E: 0	K: 2	S: 9	R: 0	H: 0	E: 0	K: 2	S: 9	R: 0	H: 0	E: 0	K: 2	S: 9	R: 0	H: 0	E: 0	K: 2	S: 12	R: 0	H: 0	E: 0	K: 2	S: 12	1B: 2	2B: 0	3B: 1	SF: 1	SAC: 0	DP: 0	HBP: 0	WP: 2	PB: 0	SB: 1	CS: 0	PA: 36
--------------	------	------	------	------	------	------	--------	-------	-------	------	------	------	------	-------	------	--------	-------	-------	------	------	------	------	------	------	--------	-------	-------	------	------	------	------	------	------	------	------	------	-------	------	------	------	------	-------	------	------	------	------	------	------	------	------	------	------	------	------	------	------	------	------	------	------	------	-------	------	------	------	------	-------	-------	-------	-------	-------	--------	-------	--------	-------	-------	-------	-------	--------

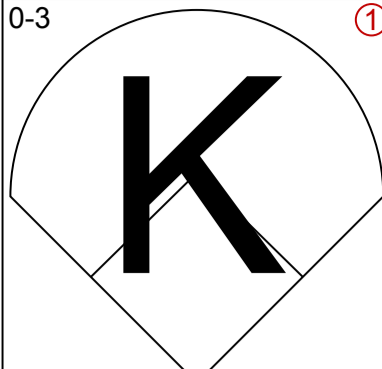
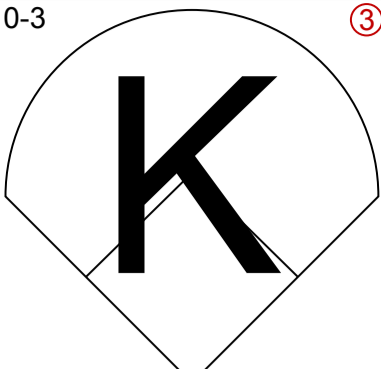
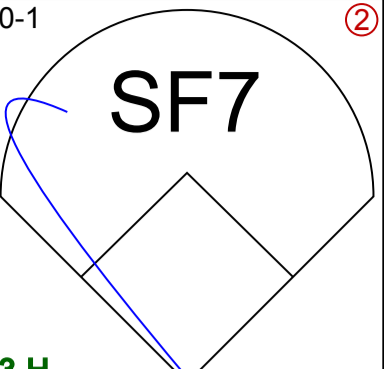
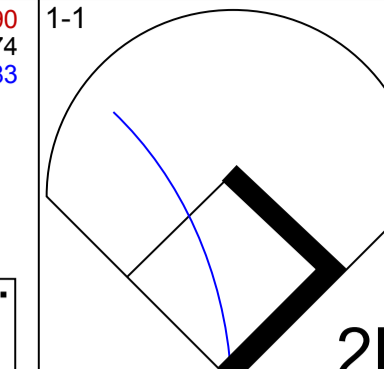
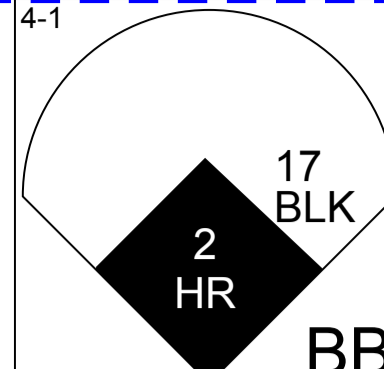
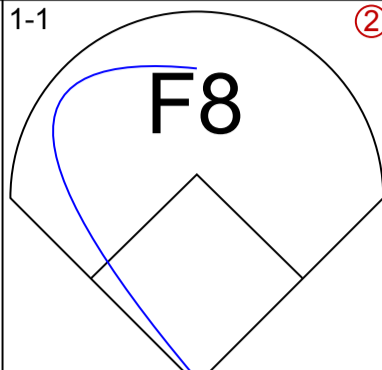
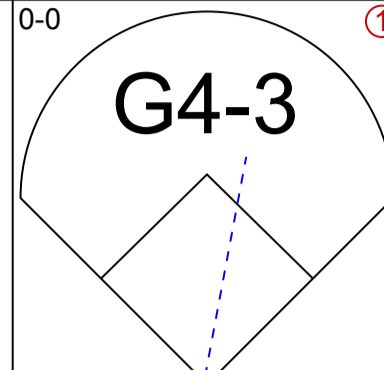
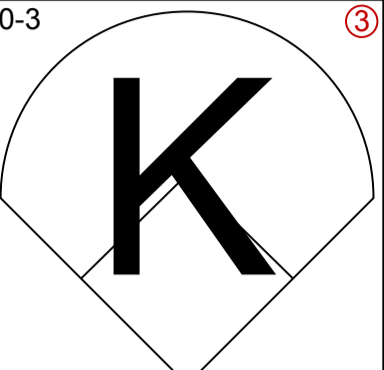
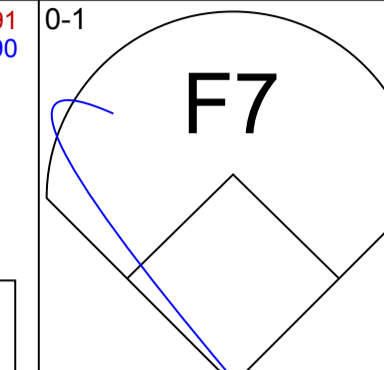
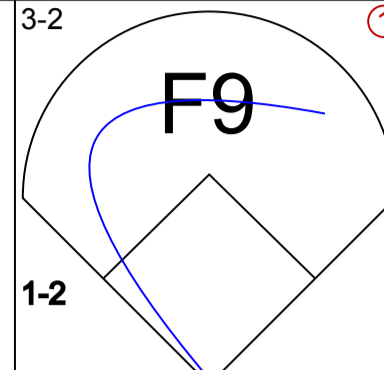
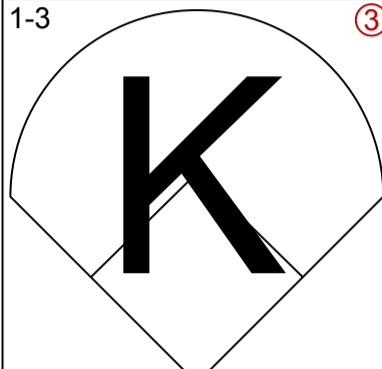
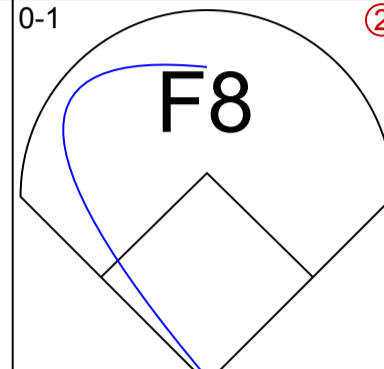
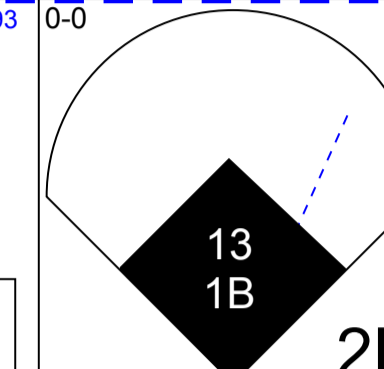
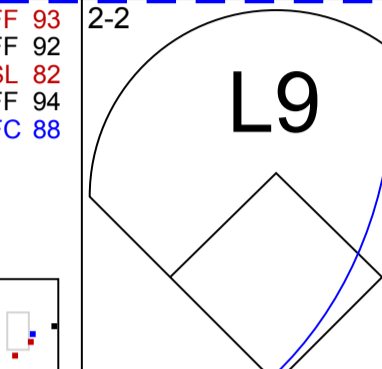
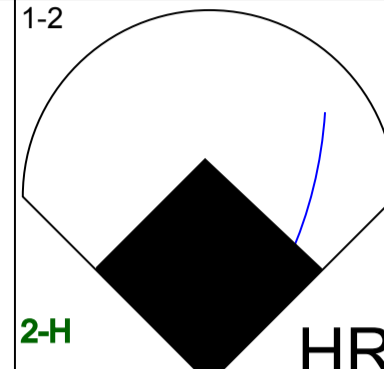
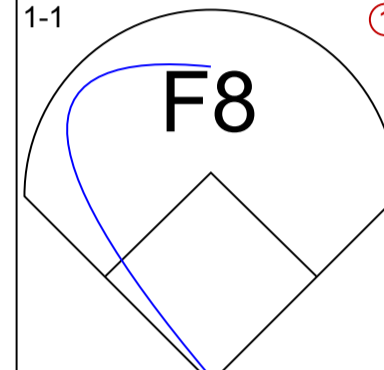
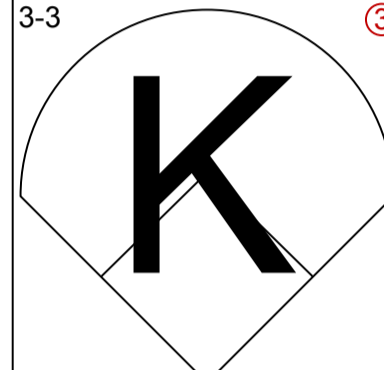
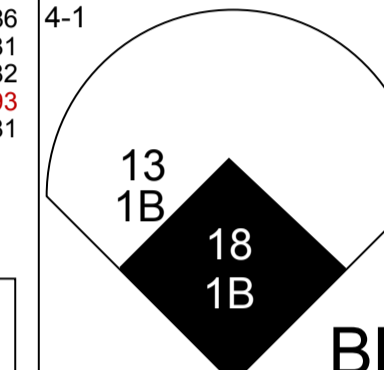
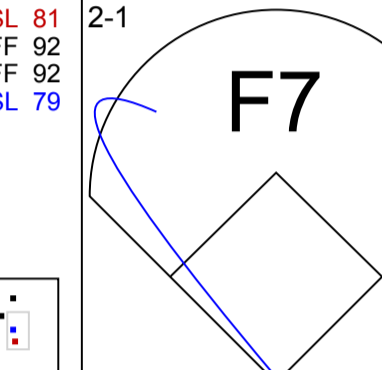
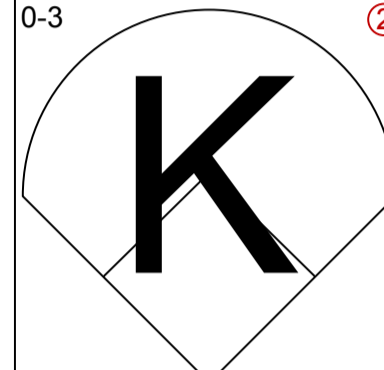
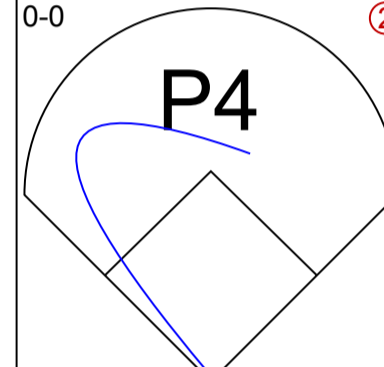
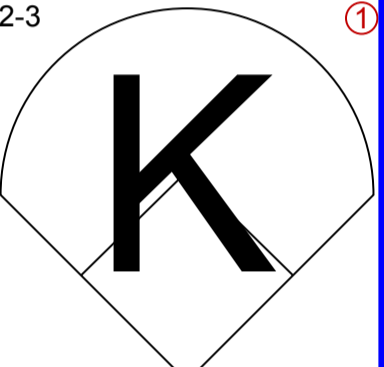
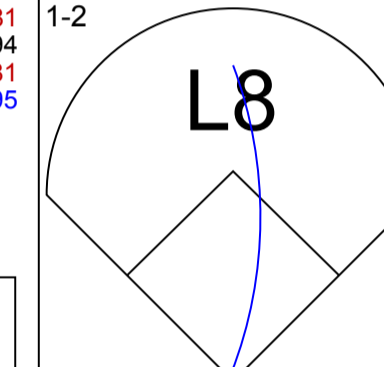
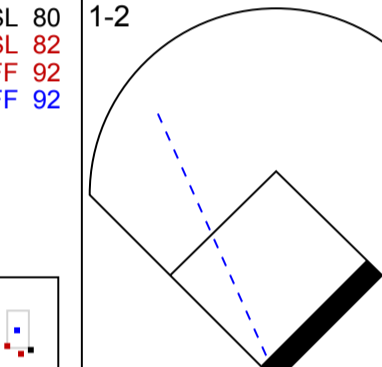
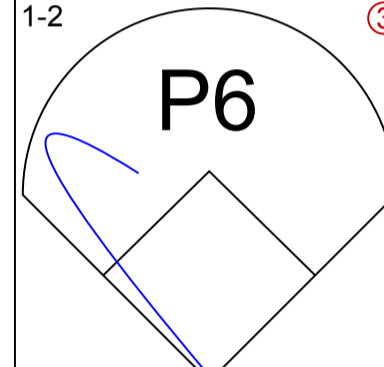
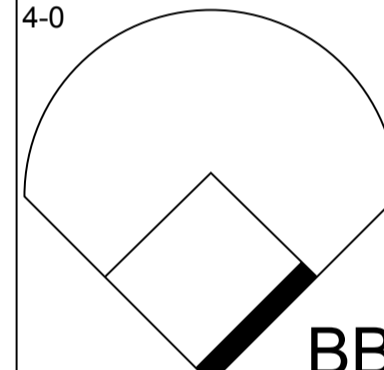
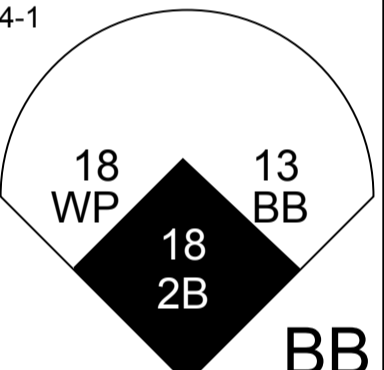
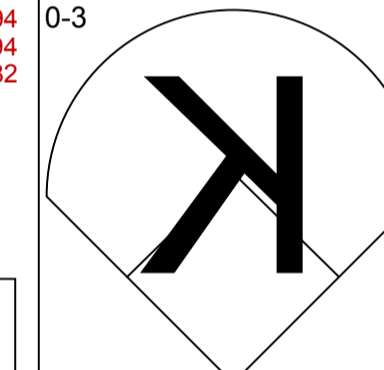
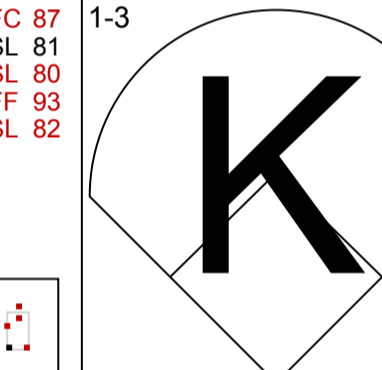
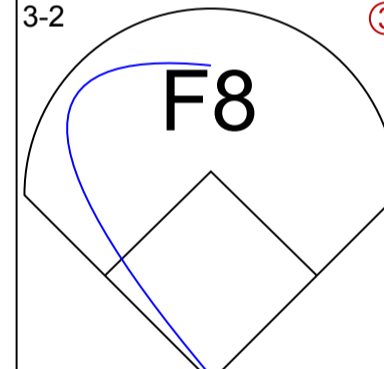
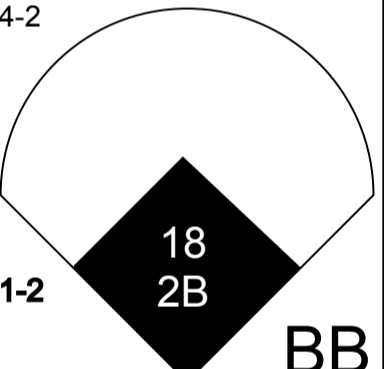
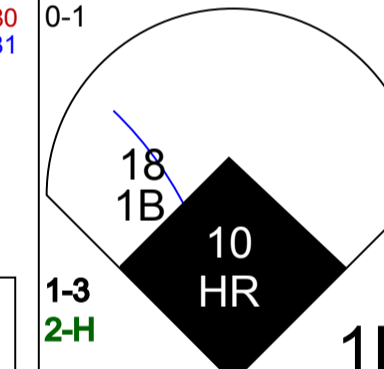
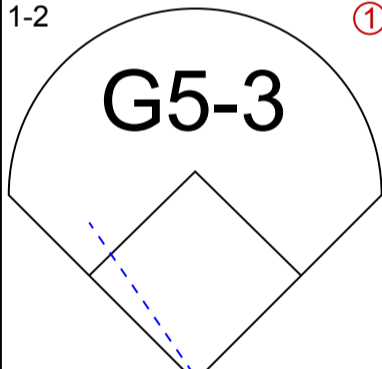
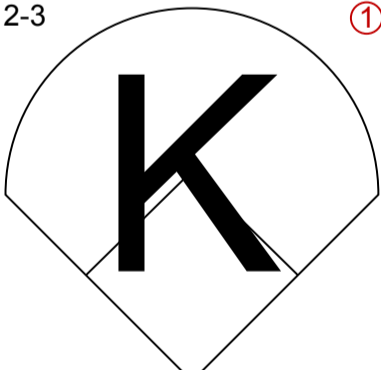
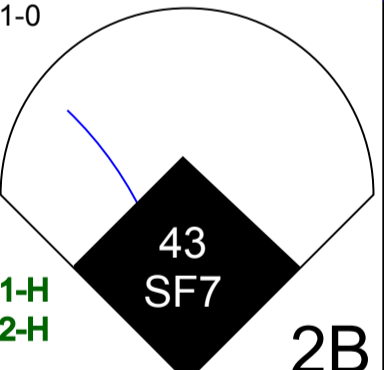
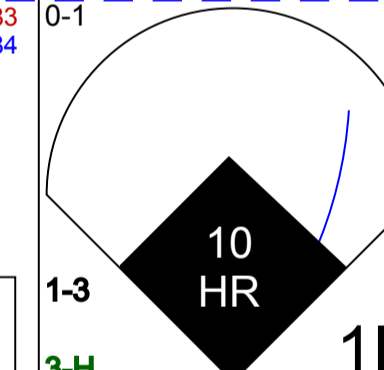
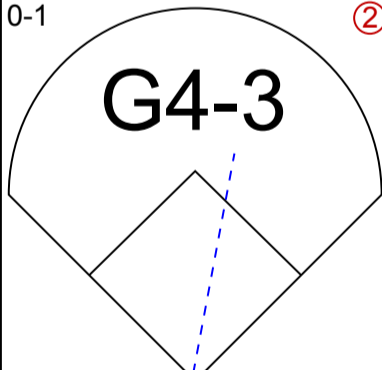
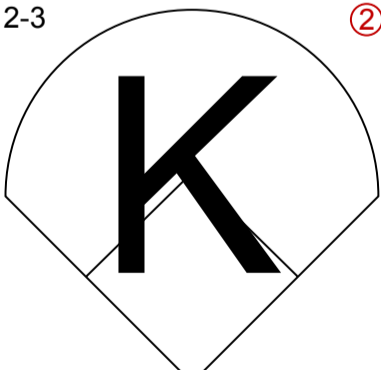
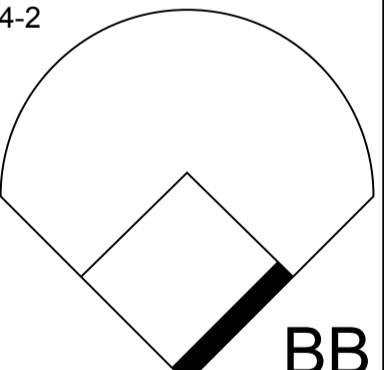
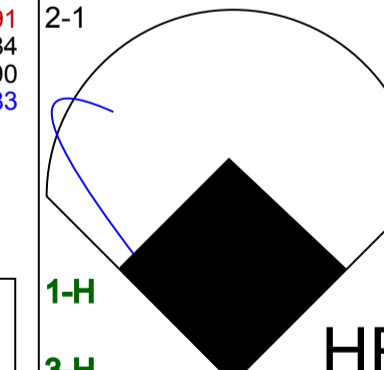
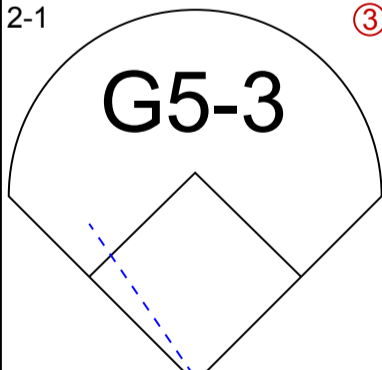
PITCHER	IP	WLS	BF	H	R	ER	SO	BB	IBB	HBP	BLK	WP	HR	S	P	ERA	WHIP
20 Tyler Glasnow, R ERA: 6.0 (1, 1)	5.2		22	2	2	2	8	3	0	0	0	0	0	51	88	3.18	0.882
81 Ryan Thompson, R ERA: 3.55 (6, 1)	1.0		5	2	0	0	1	0	0	0	0	0	0	9	10	0.00	2.000
29 Pete Fairbanks, R ERA: 4.35 (7, 1)	0.1	W	1	0	0	0	1	0	0	0	0	1	0	3	6	0.00	0.000
70 Nick Anderson, R ERA: (8, 1)	1.0	H	3	0	0	0	2	0	0	0	0	0	0	9	13	0.00	0.000
52 Chaz Roe, R ERA: 2.89 (9, 1)	0.1	H	3	0	0	0	0	2	0	0	0	0	0	6	14	0.00	6.000

Tampa Bay Rays @ New York Yankees
 Yankee Stadium, Bronx, NY
 Wed Aug 19 2020, 7:08 PM - 10:20 PM EDT
 Clear - 74 F

AB	R	H	RBI	BB	SO	LOB
30	2	4	2	5	14	15



PITCHER	IP	WLS	BF	H	R	ER	SO	BB	IBB	HBP	BLK	WP	HR	S	P	ERA	WHIP
68 Jalen Beeks, L ERA: 4.02 (9, 1)	0.2		2	0	0	0	2	0	0	0	0	1	0	6	7	0.00	0.000

Batter	1	2	3	4	5	6	7	8	9	AB R H RBI BB SO LOB	TOP																
43 Mike Brosseau, R OBP: 0.436, SLG: 0.765 (1, 3) (6, 9)										3 1 1 1 1 2 0	<p>Tampa Bay Rays @ New York Yankees Yankee Stadium, Bronx, NY Thu Aug 20 2020, 1:08 PM - 4:32 PM EDT Sunny - 77 F</p>																
17 Austin Meadows, L OBP: 0.323, SLG: 0.509 (1, 7)									5 0 0 0 0 1 3																		
2 Yandy Diaz, R OBP: 0.394, SLG: 0.345 (1, 5)									5 2 2 2 0 1 0																		
40 José Martínez, R OBP: 0.303, SLG: 0.362 8 Brandon Lowe, L OBP: 0.410, SLG: 0.727 (1, 10) (6, PH) (6, 10)									2 0 0 0 0 1 0 2 1 0 0 1 1 0																		
11 Hunter Renfroe, R OBP: 0.274, SLG: 0.438 26 Ji Man Choi, L OBP: 0.284, SLG: 0.357 (1, 9) (6, PH) (6, 3)									2 0 0 0 0 1 0 3 0 1 0 0 0 2																		
1 Willy Adames, R OBP: 0.382, SLG: 0.494 (1, 6)									2 1 0 0 2 2 3																		
13 Manuel Margot, R OBP: 0.344, SLG: 0.373 (1, 8)									3 2 1 1 1 0 1																		
18 Joey Wendle, L OBP: 0.349, SLG: 0.456 (1, 4)									4 2 2 3 0 1 0																		
10 Mike Zunino, R OBP: 0.224, SLG: 0.373 (1, 2)									3 1 1 3 1 1 0																		
Inning Stats	R: 0 E: 0 K: 2 S: 9	H: 0 LOB: 0 BB: 0 P: 11	R: 0 E: 0 K: 0 S: 7	H: 0 LOB: 1 BB: 1 P: 15	R: 0 E: 0 K: 3 S: 10	H: 0 LOB: 0 BB: 0 P: 14	R: 0 E: 0 K: 1 S: 6	H: 0 LOB: 0 BB: 0 P: 9	R: 3 E: 0 K: 2 S: 19	H: 1 LOB: 1 BB: 3 P: 34		R: 5 E: 0 K: 1 S: 18	H: 5 LOB: 1 BB: 1 P: 26	R: 0 E: 0 K: 1 S: 12	H: 1 LOB: 1 BB: 0 P: 18	R: 0 E: 0 K: 0 S: 8	H: 0 LOB: 0 BB: 0 P: 11	R: 2 E: 0 K: 1 S: 14	H: 1 LOB: 0 BB: 1 P: 23	1B: 3 2B: 3 3B: 0 HR: 2	SF: 1 SAC: 0 DP: 0 HBP: 0	WP: 1 PB: 0 SB: 0 CS: 0	PA: 41				
PITCHER	IP WLS BF H R ER SO BB IBB HBP BLK WP HR S P ERA WHIP																										
65 James Paxton, L ERA: 6.64 (1, 1)	5.0		20	1	3	3	8	4	0	0	0	1	0	51	83	5.40	1.000										
0 Adam Ottavino, R ERA: 4.0 (6, 1)	0.2	L	5	2	3	3	1	1	0	0	0	0	0	10	15	40.50	4.500										
70 Luis Avilán, L ERA: 4.32 (6, 1)	0.1		4	3	2	2	0	0	0	0	0	0	1	8	11	54.00	9.000										
56 Jonathan Holder, R ERA: 2.89 (7, 1)	2.0		7	1	0	0	1	0	0	0	0	0	0	20	29	0.00	0.500										
85 Luis Cessa, R ERA: 5.19 (9, 1)	1.0		5	1	2	2	1	1	0	0	1	0	1	14	23	18.00	2.000										

livebaseballscorecards.com

AB	34
R	10
H	8
RBI	10
BB	6
SO	11
LOB	9



BOTTOM

Tampa Bay Rays @ New York Yankees
Yankee Stadium, Bronx, NY
Thu Aug 20 2020, 1:08 PM - 4:32 PM EDT
Sunny - 77 F

livebaseballscorecards.com

AB 37
R 5
H 10
RBI 5
BB 2
SO 5
LOB 13



WP: 0 PA: 39
PB: 0
SB: 1
CS: 0

AB R H RBI BB SO LOB

4 0 0 0 1 0 3

5 2 3 2 0 1 0

5 1 2 0 0 1 3

4 1 2 2 0 2 1

2 0 0 1 0 0 2

2 0 0 0 0 0 0

4 0 0 0 0 0 1

3 0 0 0 1 1 0

4 0 2 0 0 0 0

4 1 1 0 0 0 3

1B: 6 SF: 0
2B: 2 SAC: 0
3B: 0 DP: 0
HR: 2 HBP: 0

F SI 92
X FC 86

X FC 87

F SI 92
B CU 78
C CU 78
B CU 78
X FC 86

C FF 93
S CH 88
F CH 87
C FF 94
F CH 89
S FF 95

F FF 95
X CH 89

C FC 88
B FC 90
B FF 95
X FF 94

C SL 84
S SI 92
B SL 84
B SL 85
B SI 92
S SI 92

F SI 92
X SI 91

X FF 91

PITCHER		IP	WLS	BF	H	R	ER	SO	BB	IBB	HBP	BLK	WP	HR	S	P	ERA	WHIP
84 John Curtiss, R	(1, 1)	1.1		8	3	1	1	1	1	0	0	0	0	0	25	38	6.75	3.000
34 Trevor Richards, R	(2, 1)	3.0		13	4	2	2	2	0	0	0	0	0	50	76	6.00	1.333	
63 Diego Castillo, R	(5, 1)	0.2	W	3	1	1	1	0	0	0	0	0	0	6	6	13.50	1.500	
81 Ryan Thompson, R	(6, 1)	0.2		5	2	1	1	0	1	0	0	0	0	10	19	13.50	4.500	
68 Jalen Beeks, L	(6, 1)	1.1	H	4	0	0	0	1	0	0	0	0	0	12	16	0.00	0.000	

PITCHER		IP	WLS	BF	H	R	ER	SO	BB	IBB	HBP	BLK	WP	HR	S	P	ERA	WHIP
57 Aaron Slegers, R	(8, 1)	1.0		3	0	0	0	1	0	0	0	0	0	0	6	9	0.00	0.000
15 Aaron Loup, L	(9, 1)	1.0		3	0	0	0	0	0	0	0	0	0	0	8	8	0.00	0.000

Batter	1	2	3	4	5	6	7	8	9
31 Aaron Hicks, S OBP: 0.369, SLG: 0.418	2-2 G4-3	1-2 L8		1-1 P3		4-0 59 1B BB			0-1 G5-3
59 Luke Voit, R OBP: 0.386, SLG: 0.730	2-2 HR		1-3 K		3-2 29 HR 1B	1-1 1-3 2-H 1B			0-0 L4
39 Mike Tauchman, L OBP: 0.404, SLG: 0.431	2-2 29 S 1B		2-2 29 2B 25 G6-3 1B		2-2 K	1-2 G2-3			2-2 G3-1
29 Gio Urshela, R OBP: 0.333, SLG: 0.513	0-2 K		3-1 2B		0-0 HR				1-3 K
25 Gleyber Torres, R OBP: 0.341, SLG: 0.295	0-1 F8		2-2 G6-3		0-1 P4				0-1 G6-3
71 Thairo Estrada, R OBP: 0.267, SLG: 0.467									
11 Brett Gardner, L OBP: 0.288, SLG: 0.364		1-2 L4		2-0 F9		0-2 G3			2-1 P4
77 Clint Frazier, R OBP: 0.400, SLG: 0.667		4-2 38 1B BB		2-2 L8		2-1 G6-3			3-3 K
38 Erik Kratz, R OBP: 0.400, SLG: 0.444		2-2 1B		1-2 1B		0-2 G6-3			0-1 G6-3
14 Tyler Wade, L OBP: 0.286, SLG: 0.280			3-2 F7		3-2 L8	2-2 59 1B 2B			0-0 F9

Inning Stats	R	H	E	K	S	LOB	BB	P
1	1	2	0	15	21	1	0	2
2	0	1	0	17	28	2	1	2
3	1	2	0	14	24	1	0	2
4	0	1	0	15	22	1	0	2
5	2	2	0	20	25	0	0	2
6	1	2	0	13	23	2	1	2
7	0	0	0	9	12	0	0	2
8	0	0	0	6	9	0	0	9
9	0	0	0	6	8	0	0	8

PITCHER		IP	WLS	BF	H	R	ER	SO	BB	IBB	HBP	BLK	WP	HR	S	P	ERA	WHIP
84 John Curtiss, R	(1, 1)	1.1		8	3	1	1	1	1	0	0	0	0	0	25	38	6.75	3.000
34 Trevor Richards, R	(2, 1)	3.0		13	4	2	2	2	0	0	0	0	0	50	76	6.00	1.333	
63 Diego Castillo, R	(5, 1)	0.2	W	3	1	1	1	0	0	0	0	0	0	6	6	13.50	1.500	
81 Ryan Thompson, R	(6, 1)	0.2		5	2	1	1	0	1	0	0	0	0	10	19	13.50	4.500	
68 Jalen Beeks, L	(6, 1)	1.1	H	4	0	0	0	1	0	0	0	0	0	12	16	0.00	0.000	

BOTTOM

Toronto Blue Jays @ Tampa Bay Rays
Tropicana Field, St. Petersburg, FL
Fri Aug 21 2020, 6:44 PM - 10:13 PM EDT
Dome - 72 F

livebaseballscorecards.com

AB 38
R 5
H 10
RBI 5
BB 5
SO 10
LOB 18



WP: 0 PA: 43
PB: 0
SB: 0
CS: 1

AB R H RBI BB SO LOB

5 0 1 0 0 1 0

4 3 1 1 1 1 1

3 2 3 2 2 0 0

0 0 0 0 0 0 0

2 0 1 0 0 0 0

1 0 1 2 0 0 0

2 0 0 0 0 2 2

3 0 1 0 0 0 4

4 0 2 0 1 1 1

2 0 0 0 0 2 2

5 0 0 0 0 0 5

3 0 0 0 1 2 0

4 0 0 0 0 3 3

1B: 6 SF: 0
2B: 2 SAC: 0
3B: 0 DP: 0
HR: 2 HBP: 0

Batter	1	2	3	4	5	6	7	8	9	10
17 Austin Meadows, L OBP: 0.314, SLG: 0.484 (1, 7)	K		G3		P3		F8		1B	
8 Brandon Lowe, L OBP: 0.410, SLG: 0.739 (1, 4)	HR		K			2 BB 40 2B	G1-3		F8	13 1B
2 Yandy Diaz, R OBP: 0.422, SLG: 0.400 1 Willy Adames, R OBP: 0.382, SLG: 0.494 (10, PR)	26 2B		HR			40 2B	43 FC6-4		13 1B	2-H
26 Ji Man Choi, L OBP: 0.289, SLG: 0.375 40 José Martínez, R OBP: 0.313, SLG: 0.390 43 Mike Brosseau, R OBP: 0.415, SLG: 0.722 (7, 3)	2B		G3			18 1B	FC6-4		F8	
18 Joey Wendle, L OBP: 0.368, SLG: 0.459 (1, 6)	BB		G6-3			39 BB	13 CS		K	
25 Yoshi Tsutsugo, L OBP: 0.293, SLG: 0.359 13 Manuel Margot, R OBP: 0.343, SLG: 0.371 (7, 10)	K		K			P4	F9		1B	
11 Hunter Renfroe, R OBP: 0.256, SLG: 0.406 (1, 9)	G6-3		G4-3			F8	G6-3		G1-3	
39 Kevin Kiermaier, L OBP: 0.321, SLG: 0.324 (1, 8)	K		G2-3			BB			K	
7 Michael Pérez, L OBP: 0.219, SLG: 0.172 (1, 2)	P6		K			K	K		K	

Inning Stats	R: 1 E: 0 K: 2 S: 16	H: 3 LOB: 2 BB: 1 P: 22	R: 0 E: 0 K: 1 S: 6	H: 0 LOB: 0 BB: 0 P: 9	R: 1 E: 0 K: 1 S: 12	H: 1 LOB: 0 BB: 0 P: 17	R: 0 E: 0 K: 1 S: 8	H: 0 LOB: 0 BB: 0 P: 13	R: 0 E: 0 K: 1 S: 10	H: 0 LOB: 0 BB: 0 P: 13	R: 2 E: 0 K: 1 S: 16	H: 2 LOB: 3 BB: 3 P: 37	R: 0 E: 0 K: 0 S: 11	H: 0 LOB: 1 BB: 1 P: 22	R: 0 E: 0 K: 2 S: 9	H: 1 LOB: 1 BB: 0 P: 14	R: 0 E: 0 K: 1 S: 11	H: 2 LOB: 2 BB: 0 P: 17	1B: 6 2B: 2 3B: 0 HR: 2	SF: 0 SAC: 0 DP: 0 HBP: 0
--------------	-------------------------------	----------------------------------	------------------------------	---------------------------------	-------------------------------	----------------------------------	------------------------------	----------------------------------	-------------------------------	----------------------------------	-------------------------------	----------------------------------	-------------------------------	----------------------------------	------------------------------	----------------------------------	-------------------------------	----------------------------------	----------------------------------	------------------------------------

PITCHER	IP	WLS	BF	H	R	ER	SO	BB	IBB	HBP	BLK	WP	HR	S	P	ERA	WHIP
34 Matt Shoemaker, R ERA: 4.91 (1, 1)	5.0		19	4	2	2	6	1	0	0	0	0	2	52	74	3.60	1.000
56 Ryan Borucki, L ERA: 2.35 (6, 1)	0.0	B	4	2	2	0	2	0	0	0	0	0	0	9	20	∞	∞
41 Rafael Dolis, R ERA: 3.0 (6, 1)	1.0		4	0	0	0	1	1	0	0	0	0	0	7	17	0.00	1.000
36 A.J. Cole, R ERA: 0.75 (7, 1)	1.0		4	0	0	0	0	1	0	0	0	0	0	11	22	0.00	1.000
52 Anthony Bass, R ERA: 2.25 (8, 1)	1.0		3	1	0	0	0	0	0	0	0	0	0	6	12	0.00	1.000

PITCHER	IP	WLS	BF	H	R	ER	SO	BB	IBB	HBP	BLK	WP	HR	S	P	ERA	WHIP
31 Thomas Hatch, R ERA: 2.13 (9, 1)	1.0		4	1	0	0	2	0	0	0	0	0	0	9	14	0.00	1.000
68 Jordan Romano, R ERA: 0.69 (10, 1)	1.0	S	5	2	1	0	1	0	0	0	0	0	0	11	17	0.00	2.000

BOTTOM

Toronto Blue Jays @ Tampa Bay Rays
Tropicana Field, St. Petersburg, FL
Sat Aug 22 2020, 6:42 PM - 10:01 PM EDT
Roof Closed - 72 F

livebaseballscorecards.com

AB	33
R	2
H	5
RBI	2
BB	4
SO	11
LOB	15



WP:	0	PA:	37
PB:	0		
SB:	0		
CS:	0		

AB R H RBI BB SO LOB

3	0	0	0	1	2	0
1	0	1	1	0	0	0
3	0	0	0	0	2	0
1	0	0	0	0	1	1
4	0	0	0	0	0	1
3	0	2	0	1	1	0
4	1	1	0	0	0	3
4	0	1	0	0	0	3
3	1	0	1	1	0	3
4	0	0	0	0	2	3
3	0	0	0	0	3	1
0	0	0	0	1	0	0

Batter	1	2	3	4	5	6	7	8	9	10
43 Mike Brosseau, R (1, 3) OBP: 0.400, SLG: 0.667 39 Kevin Kiermaier, L (10, PH) OBP: 0.329, SLG: 0.333	 1-3		 2-2			 2-3		 4-1		 0-0
11 Hunter Renfroe, R (1, 9) OBP: 0.247, SLG: 0.389 17 Austin Meadows, L (8, PH) OBP: 0.310, SLG: 0.476	 1-0			 3-3		 1-3		 0-3		
8 Brandon Lowe, L (1, 4) OBP: 0.394, SLG: 0.708	 3-2			 3-1		 0-1		 0-1		
40 José Martínez, R (1, 10) OBP: 0.338, SLG: 0.403		 1-2		 0-3			 1-0	 4-2		
1 Willy Adames, R (1, 6) OBP: 0.376, SLG: 0.481		 1-1			 2-2		 0-0	 2-2		
18 Joey Wendle, L (1, 5) OBP: 0.361, SLG: 0.446		 1-2		 3-2		 3-2		 1-1		
13 Manuel Margot, R (1, 8) OBP: 0.338, SLG: 0.354		 1-2		 3-1		 4-2		 0-2		 0-0
25 Yoshi Tsutsugo, L (1, 7) OBP: 0.278, SLG: 0.338		 1-2		 2-3		 2-3		 1-2		 2-3
10 Mike Zunino, R (1, 2) OBP: 0.213, SLG: 0.352 26 Ji Man Choi, L (10, PH) OBP: 0.298, SLG: 0.375			 3-3		 2-2		 0-3			 0-0

Inning Stats	R: 0	H: 0	E: 0	K: 1	S: 7	R: 0	H: 1	E: 0	K: 0	S: 11	R: 0	H: 0	E: 0	K: 1	S: 17	R: 0	H: 0	E: 0	K: 2	S: 8	R: 1	H: 2	E: 0	K: 2	S: 18	R: 0	H: 0	E: 0	K: 2	S: 9	R: 0	H: 1	E: 0	K: 1	S: 13	R: 0	H: 0	E: 0	K: 2	S: 9	R: 0	H: 0	E: 0	K: 0	S: 10	R: 0	H: 1	E: 0	K: 0	S: 5	R: 1	H: 1	E: 0	K: 0	S: 6	1B: 5	SF: 0	2B: 0	SAC: 0	3B: 0	DP: 0	HR: 0	HBP: 0
--------------	------	------	------	------	------	------	------	------	------	-------	------	------	------	------	-------	------	------	------	------	------	------	------	------	------	-------	------	------	------	------	------	------	------	------	------	-------	------	------	------	------	------	------	------	------	------	-------	------	------	------	------	------	------	------	------	------	------	-------	-------	-------	--------	-------	-------	-------	--------

PITCHER	IP	WLS	BF	H	R	ER	SO	BB	IBB	HBP	BLK	WP	HR	S	P	ERA	WHIP
99 Hyun Jin Ryu, L (1, 1) ERA: 3.19	5.0		18	3	1	1	6	0	0	0	0	0	0	61	94	1.80	0.600
63 Wilmer Font, R (6, 1) ERA: 7.27	1.2		7	1	0	0	2	1	0	0	0	0	0	19	30	0.00	1.200
67 Julian Merryweather, R (7, 1) ERA:	2.0		8	0	0	0	3	2	0	0	0	0	0	19	32	0.00	1.000
52 Anthony Bass, R (9, 1) ERA: 2.13	0.2	L	4	1	1	0	0	0	1	0	0	0	0	8	9	0.00	1.500

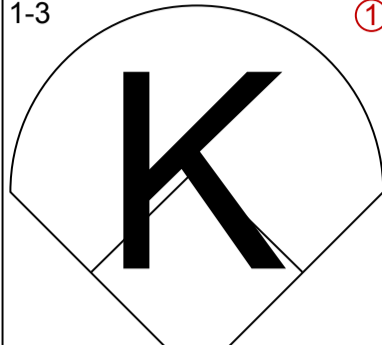
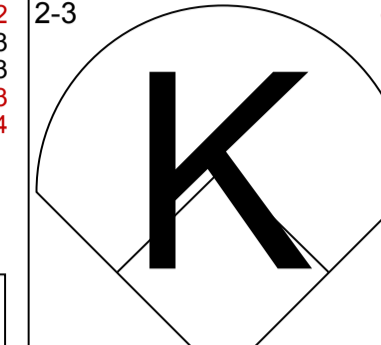
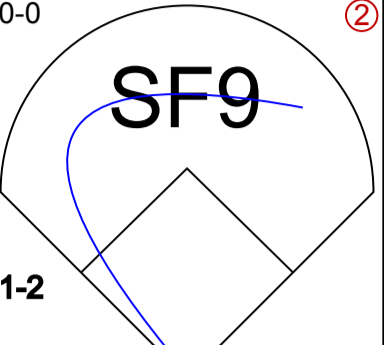
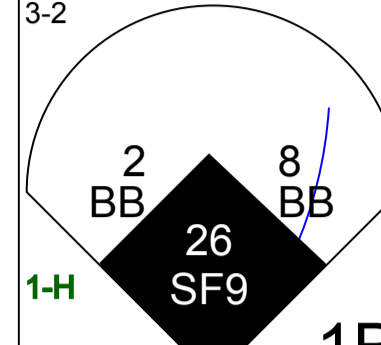
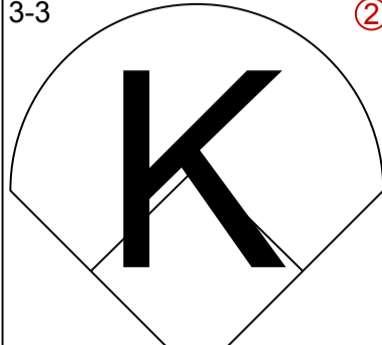
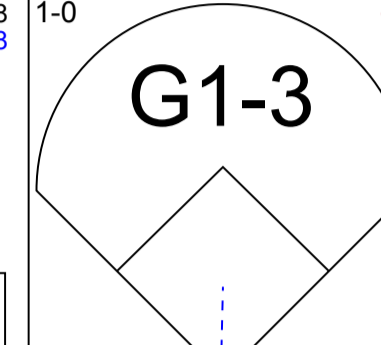
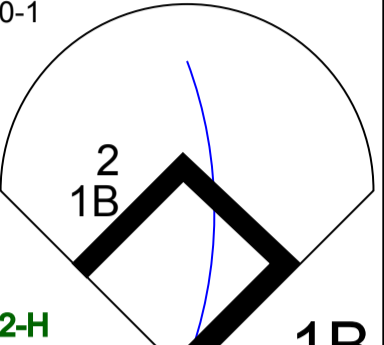
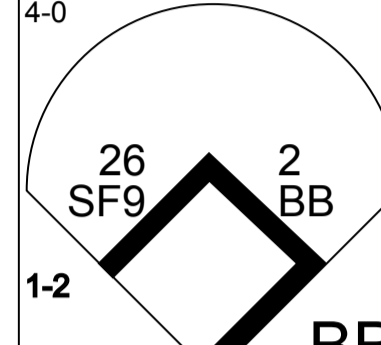
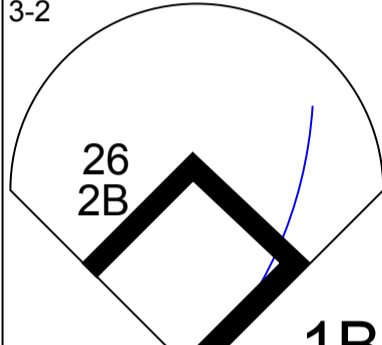
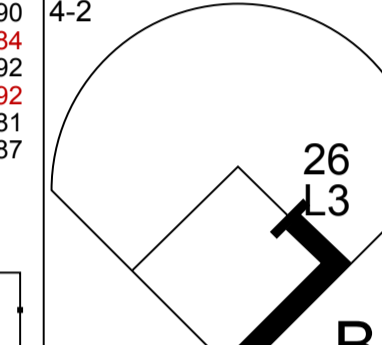
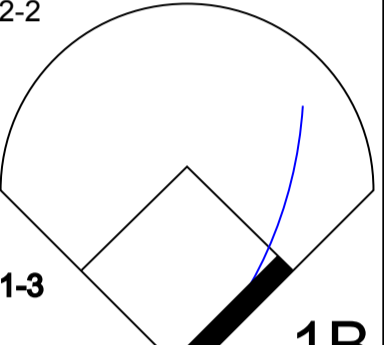
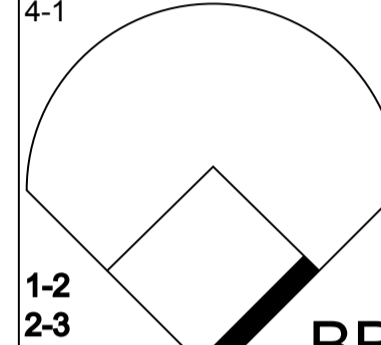
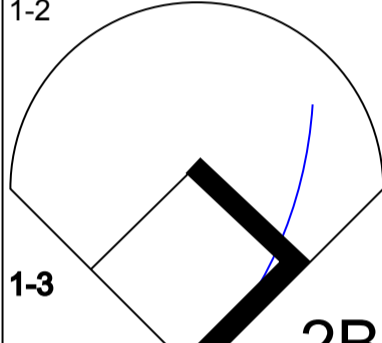
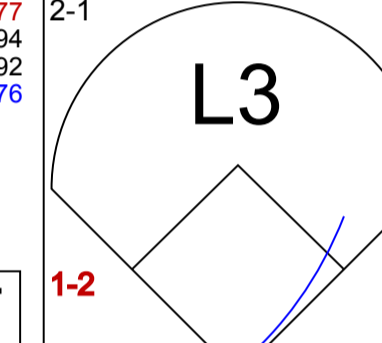
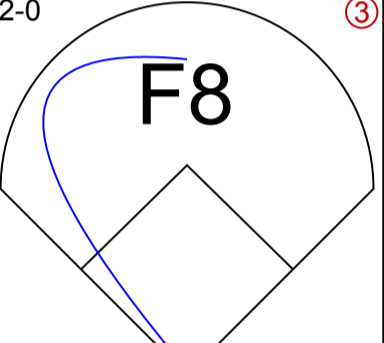
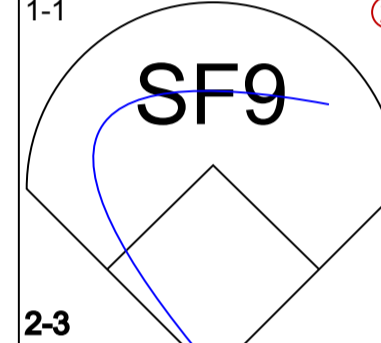
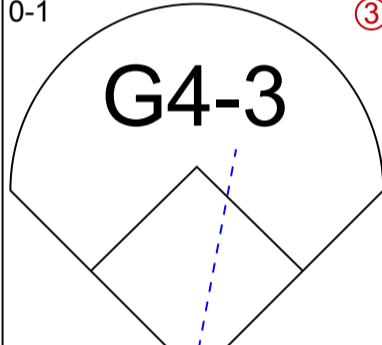
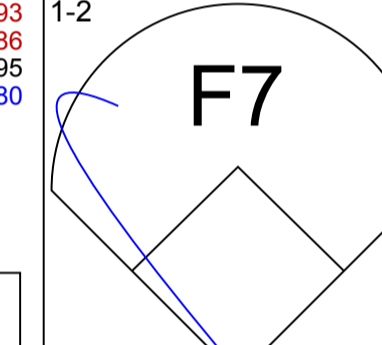
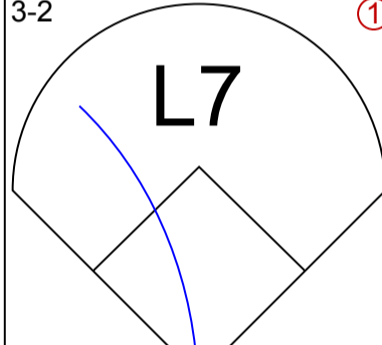
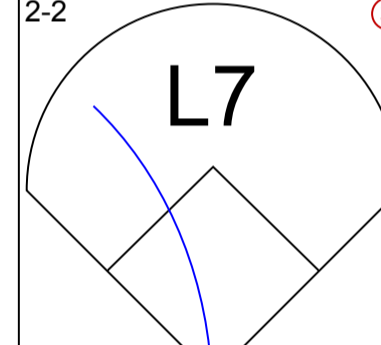
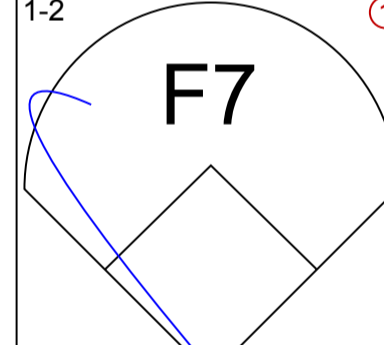
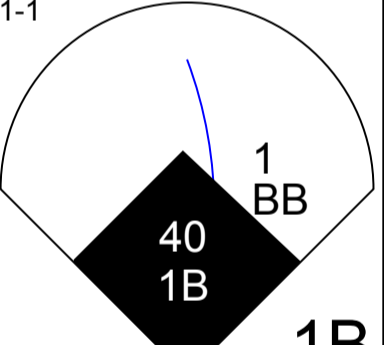
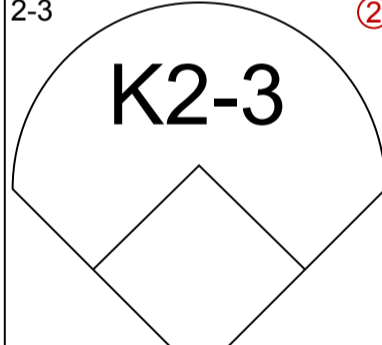
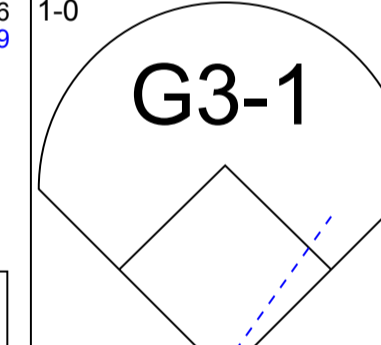
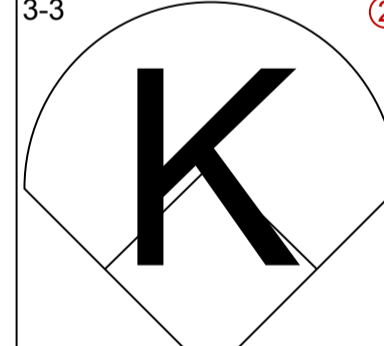
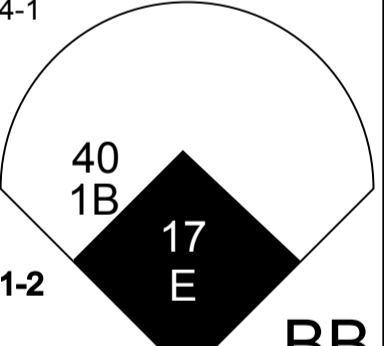
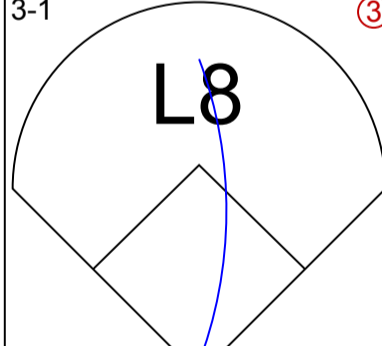
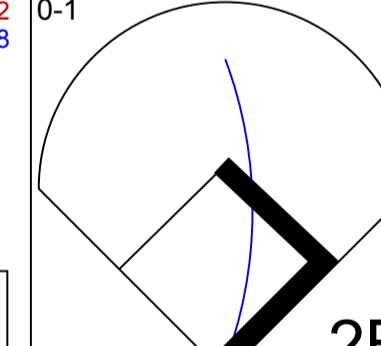
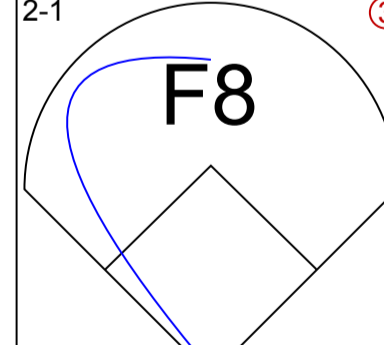
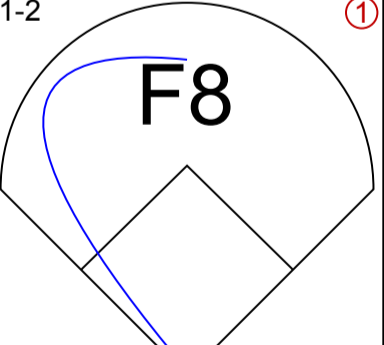
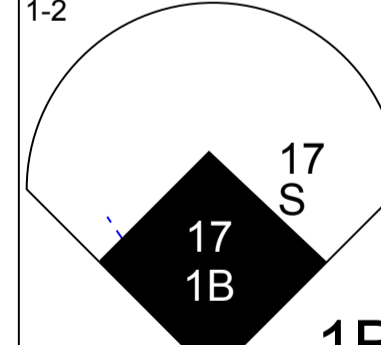
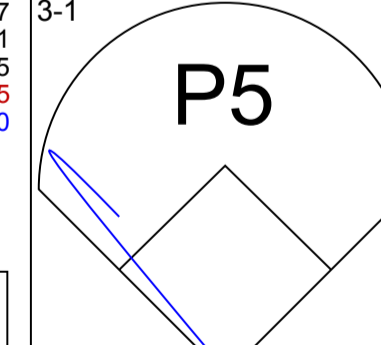
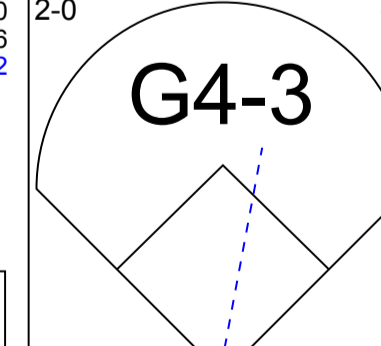
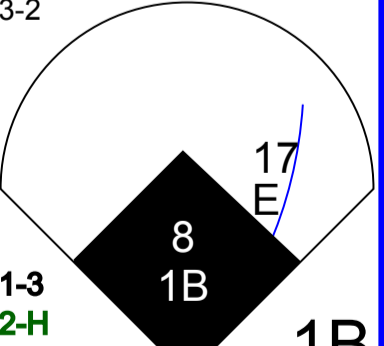
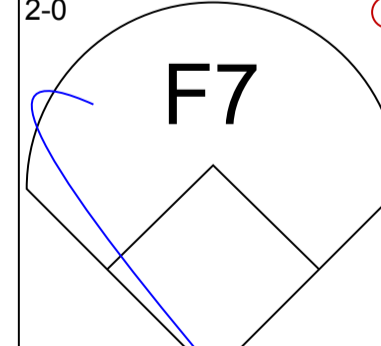
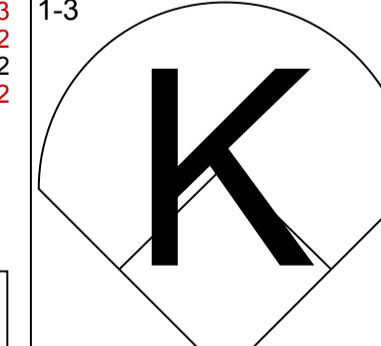
Batter	1	2	3	4	5	6	7	8	9	AB R H RBI BB SO LOB	TOP											
8 Cavan Biggio, L (1, 4) OBP: 0.393, SLG: 0.515	2-3 K		1-1 G4-3		1-0 G6-3		3-2 2B		3-2 F9	5 0 1 0 0 1 0												
15 Randal Grichuk, R (1, 8) OBP: 0.333, SLG: 0.540	1-1 G4-3			2-0 L4	3-1 2B		0-2 F9		0-0 P3	5 0 1 0 0 0 1												
27 Vladimir Guerrero Jr., R (1, 10) OBP: 0.321, SLG: 0.429	2-3 K			0-0 6 1B 3B	1-0 G5-3		0-2 G6-3			4 1 1 0 0 1 2												
37 Teoscar Hernández, R (1, 9) OBP: 0.340, SLG: 0.653		1-0 HR		4-1 13 BB 6 1B BB		4-2 9 BB		4-1 13 HR BB		1 2 1 1 3 0 0												
6 Travis Shaw, L (1, 3) OBP: 0.303, SLG: 0.377		1-2 G3		0-1 13 BB 1B		0-3 K		3-2 P6		4 0 1 1 0 1 2												
13 Lourdes Gurriel Jr., R (1, 7) OBP: 0.303, SLG: 0.416		1-3 K		4-2 1-2 2-3 BB		2-2 L9		0-0 1-H HR		3 1 1 2 1 1 1												
9 Danny Jansen, R (1, 2) OBP: 0.304, SLG: 0.273		2-2 F9		0-0 F9		4-2 BB		0-0 F7		2 0 0 0 1 0 3												
2 Joe Panik, L (8, PH) OBP: 0.238, SLG: 0.179						1-3 BB				1 0 0 0 0 0 0												
10 Reese McGuire, L (8, 2) OBP: 0.107, SLG: 0.214										0 0 0 0 0 0 0												
3 Brandon Drury, R (1, 5) OBP: 0.205, SLG: 0.195			0-0 P4		2-0 G1-3		0-3 K		1-0 G1-3	2 0 0 0 0 0 3												
44 Rowdy Tellez, L (6, PH) OBP: 0.288, SLG: 0.455										2 0 0 0 0 1 2												
5 Santiago Espinal, R (1, 6) OBP: 0.179, SLG: 0.222			2-1 G5-3		1-2 L8		1-2 F7		1-2 G5-3	4 0 0 0 0 0 0												
Inning Stats	R: 0 E: 0 K: 2 S: 8	H: 0 LOB: 0 BB: 0 P: 13	R: 1 E: 0 K: 1 S: 11	H: 1 LOB: 0 BB: 0 P: 16	R: 0 E: 0 K: 0 S: 5	H: 0 LOB: 0 BB: 0 P: 8	R: 1 E: 0 K: 0 S: 9	H: 2 LOB: 3 BB: 2 P: 21	R: 0 E: 0 K: 0 S: 8	H: 1 LOB: 1 BB: 0 P: 14	R: 0 E: 0 K: 2 S: 13	H: 0 LOB: 2 BB: 2 P: 23	R: 0 E: 0 K: 0 S: 12	H: 1 LOB: 1 BB: 0 P: 16	R: 2 E: 0 K: 0 S: 7	H: 1 LOB: 0 BB: 1 P: 15	R: 0 E: 0 K: 0 S: 8	H: 0 LOB: 0 BB: 0 P: 12	1B: 1 2B: 2 3B: 1 HR: 2	SF: 0 SAC: 0 DP: 0 HBP: 0	WP: 0 PB: 0 SB: 2 CS: 0	PA: 38
PITCHER	IP WLS BF H R ER SO BB IBB HBP BLK WP HR S P ERA WHIP																					
61 Josh Fleming, L (1, 1) ERA: 3.6	5.0 W 21 4 2 2 3 2 0 0 0 0 0 1 41 72 3.60 1.200																					
29 Pete Fairbanks, R (6, 1) ERA: 3.65	1.0 H 5 0 0 0 2 2 0 0 0 0 0 0 13 23 0.00 2.000																					
15 Aaron Loup, L (7, 1) ERA: 3.38	0.2 H 3 1 0 0 0 0 0 0 0 0 0 0 9 13 0.00 1.500																					
63 Diego Castillo, R (7, 1) ERA: 2.53	0.2 H 4 1 2 2 0 1 0 0 0 0 0 1 8 15 27.00 3.000																					
84 John Curtiss, R (8, 1) ERA: 2.61	1.2 S 5 0 0 0 0 0 0 0 0 0 0 0 10 15 0.00 0.000																					

Toronto Blue Jays @ Tampa Bay Rays
Tropicana Field, St. Petersburg, FL
Sun Aug 23 2020, 1:12 PM - 4:25 PM EDT
Roof Closed - 72 F

livebaseballscorecards.com

AB	33
R	4
H	6
RBI	4
BB	5
SO	5
LOB	14



Batter	1	2	3	4	5	6	7	8	9
17 Austin Meadows, L (1, 7) OBP: 0.307, SLG: 0.470									
8 Brandon Lowe, L (1, 9) OBP: 0.398, SLG: 0.697									
2 Yandy Díaz, R (1, 5) OBP: 0.442, SLG: 0.413									
26 Ji Man Choi, L (1, 3) OBP: 0.295, SLG: 0.387									
25 Yoshi Tsutsugo, L (1, 10) OBP: 0.265, SLG: 0.319									
18 Joey Wendle, L (1, 4) OBP: 0.355, SLG: 0.435									
1 Willy Adames, R (1, 6) OBP: 0.381, SLG: 0.488									
39 Kevin Kiermaier, L (1, 8) OBP: 0.326, SLG: 0.329									
7 Michael Pérez, L (1, 2) OBP: 0.212, SLG: 0.167									
40 José Martínez, R (5, PH) OBP: 0.347, SLG: 0.413									
10 Mike Zunino, R (6, 2) OBP: 0.206, SLG: 0.339									

AB	R	H	RBI	BB	SO	LOB
3	1	1	2	0	2	0
3	0	1	1	1	1	0
2	0	2	0	2	0	0
3	0	1	1	0	0	3
4	0	0	0	0	0	4
4	1	1	0	0	1	0
3	1	1	0	1	1	0
4	1	1	0	0	0	3
1	0	0	0	0	0	0
1	1	1	1	0	0	0
2	0	0	0	0	1	2

BOTTOM

Toronto Blue Jays @ Tampa Bay Rays
Tropicana Field, St. Petersburg, FL
 Sun Aug 23 2020, 1:12 PM - 4:25 PM EDT
 Roof Closed - 72 F

livebaseballscorecards.com

AB	30
R	5
H	9
RBI	5
BB	4
SO	6
LOB	12



1B: 7	SF: 2	WP: 0	PA: 36
2B: 3	SAC: 0	PB: 0	
3B: 0	DP: 1	SB: 1	
HR: 0	HBP: 0	CS: 0	

Inning Stats															PITCHER																				
R	H	E	K	S	H	LOB	BB	P	R	H	E	K	S	IP	WLS	BF	H	R	ER	SO	BB	IBB	HBP	BLK	WP	HR	S	P	ERA	WHIP					
0	2	0	17	5	0	2	0	15	0	0	0	5	10	3	4	0	18	2	31	0	0	0	0	0	0	0	0	0	0	0	0	0	0	0	0
0	0	0	0	0	0	0	0	0	0	0	0	0	0	0	0	0	0	0	0	0	0	0	0	0	0	0	0	0	0	0	0	0	0		
0	0	0	0	0	0	0	0	0	0	0	0	0	0	0	0	0	0	0	0	0	0	0	0	0	0	0	0	0	0	0	0	0			
0	0	0	0	0	0	0	0	0	0	0	0	0	0	0	0	0	0	0	0	0	0	0	0	0	0	0	0	0	0	0	0	0			
0	0	0	0	0	0	0	0	0	0	0	0	0	0	0	0	0	0	0	0	0	0	0	0	0	0	0	0	0	0	0	0	0			
0	0	0	0	0	0	0	0	0	0	0	0	0	0	0	0	0	0	0	0	0	0	0	0	0	0	0	0	0	0	0	0	0			
0	0	0	0	0	0	0	0	0	0	0	0	0	0	0	0	0	0	0	0	0	0	0	0	0	0	0	0	0	0	0	0	0			
0	0	0	0	0	0	0	0	0	0	0	0	0	0	0	0	0	0	0	0	0	0	0	0	0	0	0	0	0	0	0	0	0			
0	0	0	0	0	0	0	0	0	0	0	0	0	0	0	0	0	0	0	0	0	0	0	0	0	0	0	0	0	0	0	0	0			
0	0	0	0	0	0	0	0	0	0	0	0	0	0	0	0	0	0	0	0	0	0	0	0	0	0	0	0	0	0	0	0	0			
0	0	0	0	0	0	0	0	0	0	0	0	0	0	0	0	0	0	0	0	0	0	0	0	0	0	0	0	0	0	0	0	0			
0	0	0	0	0	0	0	0	0	0	0	0	0	0	0	0	0	0	0	0	0	0	0	0	0	0	0	0	0	0	0	0	0			
0	0	0	0	0	0	0	0	0	0	0	0	0	0	0	0	0	0	0	0	0	0	0	0	0	0	0	0	0	0	0	0	0			
0	0	0	0	0	0	0	0	0	0	0	0	0	0	0	0	0	0	0	0	0	0	0	0	0	0	0	0	0	0	0	0	0			
0	0	0	0	0	0	0	0	0	0	0	0	0	0	0	0	0	0	0	0	0	0	0	0	0	0	0	0	0	0	0	0	0			
0	0	0	0	0	0	0	0	0	0	0	0	0	0	0	0	0	0	0	0	0	0	0	0	0	0	0	0	0	0	0	0	0			
0	0	0	0	0	0	0	0	0	0	0	0	0	0	0	0	0	0	0	0	0	0	0	0	0	0	0	0	0	0	0	0	0			
0	0	0	0	0	0	0	0	0	0	0	0	0	0	0	0	0	0	0	0	0	0	0	0	0	0	0	0	0	0	0	0	0			
0	0	0	0	0	0	0	0	0	0	0	0	0	0	0	0	0	0	0	0	0	0	0	0	0	0	0	0	0	0	0	0	0			
0	0	0	0	0	0	0	0	0	0	0	0	0	0	0	0	0	0	0	0	0	0	0	0	0	0	0	0	0	0	0	0	0			
0	0	0	0	0	0	0	0	0	0	0	0	0	0	0	0	0	0	0	0	0	0	0	0	0	0	0	0	0	0	0	0	0			
0	0	0	0	0	0	0	0	0	0	0	0	0	0	0	0	0	0	0	0	0	0	0	0	0	0	0	0	0	0	0	0	0			
0	0	0	0	0	0	0	0	0	0	0	0	0	0	0	0	0	0	0	0	0	0	0	0	0	0	0	0	0	0	0	0	0			
0	0	0	0	0	0	0	0	0	0	0	0	0	0	0	0	0	0	0	0	0	0	0	0	0	0	0	0	0	0	0	0	0			
0	0	0	0	0	0	0	0	0	0	0	0	0	0	0	0	0	0	0	0	0	0	0	0	0	0	0	0	0	0	0	0	0			
0	0	0	0	0	0	0	0	0	0	0	0	0	0	0	0	0	0	0	0	0	0	0	0	0	0	0	0	0	0	0	0	0			
0	0	0	0	0	0	0	0	0	0	0	0	0	0	0	0	0	0	0	0	0	0	0	0	0	0	0	0	0	0	0	0	0			
0	0	0	0	0	0	0	0	0	0	0	0	0	0	0	0	0	0	0	0	0	0	0	0	0	0	0	0	0	0	0	0	0			
0	0	0	0	0	0	0	0	0	0	0	0	0	0	0	0	0	0	0	0	0	0	0	0	0	0	0	0	0	0	0	0	0			
0	0	0	0	0	0	0	0	0	0	0	0	0	0	0	0	0	0	0	0	0	0	0	0	0	0	0	0	0	0	0	0	0			
0	0	0	0	0	0	0	0	0	0	0	0	0	0	0	0	0	0	0	0	0	0	0	0	0	0	0	0	0	0	0	0	0			
0	0	0	0	0	0	0	0	0	0	0	0	0	0	0	0	0	0	0	0	0	0	0	0	0	0	0	0	0	0	0	0	0			
0	0	0	0	0	0	0	0	0	0	0	0	0	0	0	0	0	0	0	0	0	0	0	0	0	0	0	0	0	0	0	0	0			
0	0	0	0	0	0	0	0	0	0	0	0	0	0	0	0	0	0	0	0	0	0	0	0	0	0	0	0	0	0	0	0	0			
0	0	0	0	0	0	0	0	0	0	0	0	0	0	0	0	0	0	0	0	0	0	0	0	0	0	0	0	0	0	0	0	0			
0	0	0	0	0	0	0	0	0	0	0	0	0	0	0	0	0	0	0	0	0	0	0	0	0	0	0	0	0	0	0	0	0			
0	0	0	0	0	0	0	0	0	0	0	0	0	0	0	0	0	0	0	0	0	0	0	0	0	0	0	0	0	0	0	0	0			
0	0	0	0	0	0	0	0	0	0	0	0	0	0	0	0	0	0	0	0	0	0	0	0	0	0	0	0	0	0	0	0	0			
0	0	0	0	0	0	0	0	0	0	0	0	0	0	0	0	0	0	0	0	0	0	0	0	0	0	0	0	0	0	0	0	0			
0	0	0	0	0	0	0	0	0	0	0	0	0	0	0	0	0	0	0	0	0	0	0	0	0	0	0	0	0	0	0	0	0			
0	0	0	0	0	0	0	0	0	0	0	0	0																							

Batter	1	2	3	4	5	6	7	8	9	AB R H RBI BB SO LOB
17 Austin Meadows, L (1, 7) OBP: 0.300, SLG: 0.443	2-2 G5-3		0-3 K		0-2 F7		2-3 K		4-2 BB	4 0 0 0 1 2 2
8 Brandon Lowe, L (1, 9) OBP: 0.398, SLG: 0.676	4-2 BB		3-3 K		1-0 L5		4-2 BB		0-3 K	3 0 0 0 2 2 4
2 Yandy Díaz, R (1, 5) OBP: 0.432, SLG: 0.396	1-2 G4-6-3		1-0 G6-3		4-1 BB		0-0 G6-4-3		2-2 G3-1	4 0 0 0 1 0 5
26 Ji Man Choi, L (1, 3) OBP: 0.293, SLG: 0.380		3-2 F8		2-2 G3	3-1 P2			3-2 25 BB 18 E 1B		4 1 1 0 0 0 2
25 Yoshi Tsutsugo, L (1, 10) OBP: 0.299, SLG: 0.370		1-0 HR		4-2 18 G4-3 1 HR BB		4-1 1 G6-3 BB		4-2 18 FC3-6 BB		1 2 1 1 3 0 0
18 Joey Wendle, L (1, 4) OBP: 0.350, SLG: 0.425		2-2 1 2B 1B		2-0 G4-3		0-3 K		0-2 FC3-6 1 G6-4-3		4 0 1 0 0 1 3
1 Willy Adames, R (1, 6) OBP: 0.386, SLG: 0.534		1 SAFE 1-1 2B		3-2 2-H HR		1-1 G6-3		2-1 G6-4-3		4 1 2 2 0 0 2
39 Kevin Kiermaier, L (1, 8) OBP: 0.326, SLG: 0.390		L CU 72 X CH 80 0-1 G3-1		C CH 81 S SL 88 B FF 88 X CU 71 2-2 G3		B CH 85 H FF 95 2-0 HBP			0-1 40 FC6-4 1B	2 0 0 0 0 0 1 1 0 1 0 0 0 0
13 Manuel Margot, R (8, 8) OBP: 0.347, SLG: 0.364										
10 Mike Zunino, R (1, 2) OBP: 0.227, SLG: 0.390			1-1 2B		0-2 2B		2-1 F8		0-0 FC6-4 17 BB	3 0 2 0 0 0 2 1 0 0 0 0 0 1
40 José Martínez, R (9, PH) OBP: 0.342, SLG: 0.406										

Inning Stats	R: 0 E: 0 K: 0 S: 11	H: 0 LOB: 0 BB: 1 P: 18	R: 1 E: 0 K: 0 S: 11	H: 3 LOB: 1 BB: 0 P: 18	R: 0 E: 0 K: 2 S: 10	H: 1 LOB: 1 BB: 0 P: 15	R: 2 E: 0 K: 0 S: 13	H: 1 LOB: 0 BB: 1 P: 26	R: 0 E: 0 K: 1 S: 11	H: 1 LOB: 2 BB: 1 P: 19	R: 0 E: 0 K: 1 S: 8	H: 0 LOB: 2 BB: 1 P: 17	R: 0 E: 0 K: 1 S: 10	H: 0 LOB: 0 BB: 1 P: 16	R: 1 E: 1 K: 0 S: 15	H: 1 LOB: 0 BB: 1 P: 24	R: 0 E: 0 K: 1 S: 11	H: 1 LOB: 2 BB: 1 P: 17	1B: 3 2B: 3 3B: 0 HR: 2	SF: 0 SAC: 0 DP: 3 HBP: 1	WP: 0 PB: 0 SB: 0 CS: 0	PA: 39
--------------	-------------------------------	----------------------------------	-------------------------------	----------------------------------	-------------------------------	----------------------------------	-------------------------------	----------------------------------	-------------------------------	----------------------------------	------------------------------	----------------------------------	-------------------------------	----------------------------------	-------------------------------	----------------------------------	-------------------------------	----------------------------------	----------------------------------	------------------------------------	----------------------------------	--------

PITCHER	IP	WLS	BF	H	R	ER	SO	BB	IBB	HBP	BLK	WP	HR	S	P	ERA	WHIP
14 Tanner Roark, R (1, 1) ERA: 4.91	5.0		22	6	3	3	2	3	0	0	0	0	2	56	96	5.40	1.800
31 Thomas Hatch, R (6, 1) ERA: 1.84	2.0	W	8	0	0	0	2	2	0	1	0	0	0	18	33	0.00	1.000
41 Rafael Dolis, R (8, 1) ERA: 2.77	1.0	H	4	1	1	0	0	1	0	0	0	0	0	15	24	0.00	2.000
68 Jordan Romano, R (9, 1) ERA: 0.64	1.0	S	5	1	0	0	1	1	0	0	0	0	0	11	17	0.00	2.000

Toronto Blue Jays @ Tampa Bay Rays
Tropicana Field, St. Petersburg, FL
Mon Aug 24 2020, 3:11 PM - 6:38 PM EDT
Dome - 72 F

AB	31
R	4
H	8
RBI	3
BB	7
SO	5
LOB	22

PITCHER	IP	WLS	BF	H	R	ER	SO	BB	IBB	HBP	BLK	WP	HR	S	P	ERA	WHIP
14 Tanner Roark, R (1, 1) ERA: 4.91	5.0		22	6	3	3	2	3	0	0	0	0	2	56	96	5.40	1.800
31 Thomas Hatch, R (6, 1) ERA: 1.84	2.0	W	8	0	0	0	2	2	0	1	0	0	0	18	33	0.00	1.000
41 Rafael Dolis, R (8, 1) ERA: 2.77	1.0	H	4	1	1	0	0	1	0	0	0	0	0	15	24	0.00	2.000
68 Jordan Romano, R (9, 1) ERA: 0.64	1.0	S	5	1	0	0	1	1	0	0	0	0	0	11	17	0.00	2.000

Batter	1	2	3	4	5	6	7	8	9	AB R H RBI BB SO LOB	TOP
31 Cedric Mullins, L (1, 8) OBP: 0.306, SLG: 0.348	1-3 K		0-1 G6-3		1-3 K			1-2 G6-3		4 0 0 0 0 2 0	
25 Anthony Santander, S (1, 9) OBP: 0.323, SLG: 0.639	3-2 F7		2-3 K		0-3 K			2-3 K		4 0 0 0 0 3 0	
39 Renato Núñez, R (1, 3) OBP: 0.347, SLG: 0.518	1-2 HR		0-3 K		0-3 K2-3			1-2 1B		4 1 2 1 0 2 0	
14 Rio Ruiz, L (1, 5) OBP: 0.284, SLG: 0.452	0-0 G3-1			0-0 G5-3			1-3 K	2-2 P5		4 0 0 0 0 1 1	
57 Hanser Alberto, R (1, 4) OBP: 0.336, SLG: 0.462		1-1 G6-3		0-1 15 1B 6 1B 1B		1-2 P4		0-1 87 G5-3 1B		4 1 2 0 0 0 0	
15 Chance Sisco, L (1, 2) OBP: 0.450, SLG: 0.587		1-3 K		1-0 38 G1-3 6 1B 1B		2-3 K		1-2 G5-3		3 0 1 0 0 2 0	
87 Ramón Urias, R (9, PH) OBP: 0.200, SLG: 0.200				1-3 38 G1-3 1B				1-2 1B		1 0 0 0 0 0 1	
6 Ryan Mountcastle, R (1, 10) OBP: 0.500, SLG: 0.500		4-1 38 1B BB		0-1 38 G1-3 1B		1-3 K		2-3 K		3 0 1 1 1 2 1	
38 Mason Williams, L (1, 7) OBP: 0.250, SLG: 0.250		0-0 1B		1-0 G1-3		1-3 K		0-1 G3		4 0 1 0 0 1 3	
74 Pat Valaika, R (1, 6) OBP: 0.274, SLG: 0.441		0-0 G5-3		2-3 K		0-3 K				3 0 0 0 0 2 4	
Inning Stats	R: 1 H: 1 E: 0 LOB: 0 K: 1 BB: 0 S: 10 P: 15	R: 0 H: 1 E: 0 LOB: 2 K: 1 BB: 1 S: 8 P: 14	R: 0 H: 0 E: 0 LOB: 0 K: 2 BB: 0 S: 10 P: 12	R: 1 H: 3 E: 0 LOB: 2 K: 1 BB: 0 S: 10 P: 14	R: 0 H: 0 E: 0 LOB: 0 K: 3 BB: 0 S: 11 P: 12	R: 0 H: 0 E: 0 LOB: 0 K: 2 BB: 0 S: 14 P: 18	R: 0 H: 0 E: 0 LOB: 0 K: 3 BB: 0 S: 9 P: 11	R: 0 H: 1 E: 0 LOB: 1 K: 1 BB: 0 S: 12 P: 18	R: 0 H: 1 E: 0 LOB: 1 K: 1 BB: 0 S: 12 P: 15	1B: 6 SF: 0 2B: 0 SAC: 0 3B: 0 DP: 0 HR: 1 HBP: 0	WP: 0 PA: 35 PB: 0 SB: 0 CS: 0
PITCHER	IP WLS BF H R ER SO BB IBB HBP BLK WP HR S P ERA WHIP										
20 Tyler Glasnow, R (1, 1) ERA: 5.14	7.0 W 27 5 2 2 13 1 0 0 0 0 0 1 72 96 2.57 0.857										
68 Jalen Beeks, L (8, 1) ERA: 3.28	1.1 H 6 2 0 0 1 0 0 0 0 0 0 0 17 24 0.00 1.500										
58 Edgar García, R (9, 1) ERA: 6.75	0.2 S 2 0 0 0 1 0 0 0 0 0 0 0 7 9 0.00 0.000										

Baltimore Orioles @ Tampa Bay Rays
Tropicana Field, St. Petersburg, FL
Tue Aug 25 2020, 6:40 PM - 9:21 PM EDT
Dome - 72 F

livebaseballscorecards.com

AB 34
R 2
H 7
RBI 2
BB 1
SO 15
LOB 10



Batter	1	2	3	4	5	6	7	8	9
43 Mike Brosseau, R OBP: 0.380, SLG: 0.614	0-3 K	1-0 1B			0-2 F9	3-2 K		1-1 FC5	
2 Yandy Díaz, R OBP: 0.426, SLG: 0.390	1-3 K	3-2 F9			2-1 1B		1-2 K		
8 Brandon Lowe, L OBP: 0.393, SLG: 0.657	4-2 BB	3-2 G3			0-1 F8		0-3 K		
1 Willy Adames, R OBP: 0.381, SLG: 0.533	3-1 L7			2-0 P4	0-0 F8		2-2 2B		
40 José Martínez, R OBP: 0.329, SLG: 0.388		1-1 E6 11 HR		1-1 F8		2-1 L8		0-0 L7	
39 Kevin Kiermaier, L OBP: 0.322, SLG: 0.316									
11 Hunter Renfroe, R OBP: 0.247, SLG: 0.421		0-2 HR		3-2 G4-3		2-1 E6 25 1B 26 SF9		0-1 F8	
13 Manuel Margot, R OBP: 0.368, SLG: 0.420		0-1 HR			1-3 K	4-1 25 1B BB		1-0 43 FC5 7 S 1B	
25 Yoshi Tsutsugo, L OBP: 0.300, SLG: 0.368		3-3 K			2-3 K	0-2 1B		1-1 F8	
7 Michael Pérez, L OBP: 0.206, SLG: 0.161						1-2 2-3 1B		1-2 F8	
10 Mike Zunino, R OBP: 0.235, SLG: 0.383		2-0 43 1B HBP			1-3 K	1-0 SF9		3-1 IBB	
26 Ji Man Choi, L OBP: 0.298, SLG: 0.380									

Inning Stats	R: 0	H: 0	E: 0	K: 2	S: 11	H: 0	LOB: 1	BB: 1	P: 19	R: 3	H: 3	E: 1	K: 1	S: 19	R: 0	H: 0	E: 0	K: 0	S: 6	R: 0	H: 0	E: 0	K: 0	S: 9	R: 0	H: 1	E: 0	K: 0	S: 8	R: 1	H: 1	E: 1	K: 1	S: 13	R: 0	H: 1	E: 0	K: 2	S: 10	R: 0	H: 1	E: 0	K: 0	S: 8						


PITCHER										PITCHER																																												
IP	WLS	BF	H	R	ER	SO	BB	IBB	HBP	BLK	WP	HR	S	P	ERA	WHIP	IP	WLS	BF	H	R	ER	SO	BB	IBB	HBP	BLK	WP	HR	S	P	ERA	WHIP																					
69 Tommy Milone, L ERA: 3.99	(1, 1)	5.1	L	24	4	4	2	6	1	0	0	2	57	94	3.38	0.938																																						
70 Travis Lakins Sr., R ERA: 3.46	(6, 1)	1.0		5	1	0	0	2	1	0	0	0	12	21	0.00	2.000																																						
51 Paul Fry, L ERA: 2.45	(7, 1)	0.2		3	1	0	0	1	0	0	0	0	7	9	0.00	1.500																																						
48 Jorge López, R ERA: 8.38	(8, 1)	1.0		5	1	0	0	0	0	1	0	0	8	14	0.00	1.000																																						

BOTTOM

Baltimore Orioles @ Tampa Bay Rays
Tropicana Field, St. Petersburg, FL
Tue Aug 25 2020, 6:40 PM - 9:21 PM EDT
Dome - 72 F

AB	R	H	RBI	BB	SO	LOB
5	0	1	0	0	2	4
4	0	1	0	0	2	2
3	0	0	0	1	1	3
4	0	1	0	0	0	2
3	1	0	0	0	0	0
1	0	0	0	0	0	1
4	2	1	2	0	0	0
3	1	2	1	1	1	0
3	0	1	0	0	2	0
1	0	0	0	0	0	1
1	0	0	0	0	1	0
0	0	0	1	1	0	0

AB	32
R	4
H	7
RBI	4
BB	3
SO	9
LOB	13



1B:	4	SF:	1	WP:	0	PA:	37
2B:	1	SAC:	0	PB:	0		
3B:	0	DP:	0	SB:	1		
HR:	2	HBP:	1	CS:	0		

Batter	1	2	3	4	5	6	7	8	9	AB R H RBI BB SO LOB	TOP											
17 Austin Meadows, L OBP: 0.326, SLG: 0.451	3-2 G3		2-1 G4-3			2-2 1B		3-2 F8	3-2 G5-3	5 0 1 0 0 0 0												
8 Brandon Lowe, L OBP: 0.378, SLG: 0.632	0-1 F9			1-2 P6		0-0 F7		1-1 G3		4 0 0 0 0 0 2												
2 Yandy Diaz, R OBP: 0.424, SLG: 0.385	3-3 K			0-1 G4-3		2-0 1B		1-1 1B		4 0 2 1 0 1 0												
11 Hunter Renfroe, R OBP: 0.236, SLG: 0.400						2-3 1B		1-1 1B		0 1 0 0 0 0 0												
26 Ji Man Choi, L OBP: 0.302, SLG: 0.360		1-2 1B		1-0 G4-3		1-3 K		4-2 1B		3 1 1 0 1 1 2												
1 Willy Adames, R OBP: 0.365, SLG: 0.495		0-0 G1-3			0-3 K		3-3 K	4-1 BB		3 0 0 0 1 2 1												
18 Joey Wendle, L OBP: 0.356, SLG: 0.458		1-0 G2-3			0-3 K		1-1 2B	2-2 2B		4 1 2 2 0 1 1												
13 Manuel Margot, R OBP: 0.364, SLG: 0.413		2-3 G4-3			1-1 G5-3		0-0 G6-3	1-3 K		4 0 0 0 0 1 5												
39 Kevin Kiermaier, L OBP: 0.323, SLG: 0.310			1-1 G3			1-1 G3-1		0-1 1B		4 0 1 1 0 1 0												
7 Michael Pérez, L OBP: 0.217, SLG: 0.256			0-1 G3-1			2-1 1B		0-1 F7	2-1 G1-3	4 1 1 0 0 0 1												
Inning Stats	R: 0 E: 0 K: 1 S: 9	H: 0 LOB: 0 BB: 0 P: 15	R: 0 E: 0 K: 0 S: 7	H: 1 LOB: 1 BB: 0 P: 12	R: 0 E: 0 K: 0 S: 6	H: 0 LOB: 0 BB: 0 P: 9	R: 0 E: 0 K: 0 S: 6	H: 0 LOB: 0 BB: 0 P: 8	R: 0 E: 0 K: 2 S: 9	H: 0 LOB: 0 BB: 0 P: 10	R: 1 E: 0 K: 1 S: 12	H: 3 LOB: 2 BB: 0 P: 20	R: 1 E: 0 K: 1 S: 10	H: 2 LOB: 1 BB: 0 P: 14	R: 2 E: 0 K: 1 S: 19	H: 2 LOB: 3 BB: 2 P: 35	R: 0 E: 0 K: 1 S: 9	H: 0 LOB: 0 BB: 0 P: 14	1B: 5 2B: 3 3B: 0 HR: 0	SF: 0 SAC: 0 DP: 0 HBP: 0	WP: 0 PB: 0 SB: 0 CS: 0	PA: 37
PITCHER	IP WLS BF H R ER SO BB IBB HBP BLK WP HR S P ERA WHIP																					
49 Pablo López, R ERA: 2.1	(1, 1) 7.0 L 27 6 2 2 5 0 0 0 0 0 0 0 59 88 2.57 0.857																					
96 Alex Vesia, L ERA: 27.0	(8, 1) 0.2 4 1 2 2 0 1 0 0 0 0 0 0 12 21 27.00 3.000																					
39 James Hoyt, R ERA: 2.35	(8, 1) 0.1 3 1 0 0 1 1 0 0 0 0 0 7 14 0.00 6.000																					
41 Jesus Tinoco, R ERA:	(9, 1) 1.0 3 0 0 0 1 0 0 0 0 0 0 9 14 0.00 0.000																					

Tampa Bay Rays @ Miami Marlins
Marlins Park, Miami, FL
Sat Aug 29 2020, 6:11 PM - 8:57 PM EDT
Roof Closed - 73 F

livebaseballscorecards.com

AB	35
R	4
H	8
RBI	4
BB	2
SO	7
LOB	12



Batter	1	2	3	4	5	6	7	8	9	AB R H RBI BB SO LOB	TOP											
18 Joey Wendle, L OBP: 0.344, SLG: 0.472 (1, 4)										6 1 1 1 0 0 5												
26 Ji Man Choi, L OBP: 0.304, SLG: 0.368 (1, 3)										6 1 2 0 0 0 4												
2 Yandy Diaz, R OBP: 0.422, SLG: 0.378 (1, 5)										2 2 0 0 0 0 2												
43 Mike Brosseau, R OBP: 0.385, SLG: 0.609 (5, PH)										2 0 1 0 0 0 2												
25 Yoshi Tsutsugo, L OBP: 0.320, SLG: 0.400 (1, 10)										4 2 2 2 1 1 2												
1 Willy Adames, R OBP: 0.367, SLG: 0.519 (1, 6)										5 1 2 4 0 1 1												
31 Brian O'Grady, L OBP: 0.400, SLG: 0.600 (1, 7)										5 2 2 0 0 1 2												
11 Hunter Renfro, R OBP: 0.234, SLG: 0.400 (1, 9)										5 1 1 1 0 0 3												
39 Kevin Kiermaier, L OBP: 0.333, SLG: 0.349 (1, 8)										2 2 1 2 1 0 0												
56 Randy Arozarena, R (5, 7)										1 0 0 0 1 0 0												
44 Kevan Smith, R OBP: 0.714, SLG: 0.750 (1, 2)										3 0 1 1 2 0 1												
Inning Stats	R: 3 E: 0 K: 1 S: 19	H: 3 LOB: 1 BB: 0 P: 32	R: 0 E: 0 K: 0 S: 6	H: 0 LOB: 0 BB: 0 P: 9	R: 0 E: 0 K: 1 S: 8	H: 1 LOB: 0 BB: 1 P: 13	R: 2 E: 2 K: 0 S: 11	H: 1 LOB: 1 BB: 1 P: 17	R: 7 E: 1 K: 0 S: 28	H: 6 LOB: 2 BB: 2 P: 49	R: 0 E: 0 K: 0 S: 8	H: 0 LOB: 0 BB: 0 P: 14	R: 0 E: 0 K: 0 S: 15	H: 0 LOB: 2 BB: 2 P: 27	R: 0 E: 0 K: 1 S: 8	H: 1 LOB: 1 BB: 0 P: 11	R: 0 E: 0 K: 0 S: 4	H: 1 LOB: 1 BB: 0 P: 6	1B: 4 2B: 5 3B: 0 HR: 4	SF: 0 SAC: 0 DP: 1 HBP: 1	WP: 1 PB: 0 SB: 2 CS: 0	PA: 47
PITCHER	IP WLS BF H R ER SO BB IBB HBP BLK WP HR S P ERA WHIP												PITCHER	IP WLS BF H R ER SO BB IBB HBP BLK WP HR S P ERA WHIP								
22 Sandy Alcantara, R ERA: 5.06 (1, 1)	4.0 L 22 6 8 6 2 2 0 1 0 0 1 2 52 84 13.50 2.000																					
64 Robert Dugger, R ERA: 16.62 (5, 1)	1.0 9 5 4 3 0 1 0 0 0 0 0 2 20 36 27.00 6.000																					
86 Brandon Leibrandt, L ERA: (6, 1)	2.0 8 0 0 0 0 2 0 0 0 0 0 0 23 41 0.00 1.000																					
93 Yimi Garcia, R ERA: (8, 1)	1.0 4 1 0 0 1 0 0 0 0 0 0 0 8 11 0.00 1.000																					
44 Nick Vincent, R ERA: 3.65 (9, 1)	1.0 4 1 0 0 0 0 0 0 0 0 0 0 4 6 0.00 1.000																					

Tampa Bay Rays @ Miami Marlins
Marlins Park, Miami, FL
Sun Aug 30 2020, 1:10 PM - 4:36 PM EDT
Roof Closed - 73 F

livebaseballscorecards.com

AB 41
R 12
H 13
RBI 11
BB 5
SO 3
LOB 22



Batter	1	2	3	4	5	6	7	8	9	AB	R	H	RBI	BB	SO	LOB
5 Jon Berti, R OBP: 0.348, SLG: 0.316 (1, 8) (8, 5)	4-0 BB 23 CS			2-1 G5-3	0-1 F9		4-2 23 BB 26 2B BB	1-0 G5-3		3	1	0	0	2	0	3
23 Corey Dickerson, L OBP: 0.307, SLG: 0.398 (1, 7)	2-2 G3 1-2			2-1 HR	1-3 K		4-0 26 2B BB	0-0 G3-1		4	2	1	1	1	1	4
26 Garrett Cooper, R OBP: 0.300, SLG: 0.600 (1, 3)	0-3 K			0-0 G5-3		0-0 HR	0-0 7 E 2B	1-2 G4-3		5	2	2	4	0	1	0
15 Brian Anderson, R OBP: 0.333, SLG: 0.400 7 Matt Joyce, L OBP: 0.368, SLG: 0.397 (1, 5) (7, PH) (8, 9)	2-3 K			1-0 G6-3		4-2 25 G6-4-3 BB	2-2 E9 1B	0-0 F9		2	0	0	0	1	1	0
25 Lewis Brinson, R OBP: 0.273, SLG: 0.325 (1, 9) (8, 8)	1-1 F8			2-1 HR		1-1 G6-4-3	0-3 K			4	1	1	1	0	1	2
2 Jonathan Villar, S OBP: 0.320, SLG: 0.351 (1, 4)	0-0 G6-3			3-2 17 BB 19 1B 1B		1-2 19 HBP 1B	0-1 P6			4	0	2	0	0	0	1
19 Miquel Rojas, R OBP: 0.422, SLG: 0.590 (1, 6)	3-1 L9			1-2 17 BB 1B		1-1 HBP	0-3 K			3	0	1	0	0	1	1
68 Lewin Diaz, L OBP: 0.207, SLG: 0.148 (1, 10)	3-3 K			1-3 K		2-3 K	2-0 L9			4	0	0	0	0	3	4
17 Chad Wallach, R OBP: 0.286, SLG: 0.333 (1, 2)	0-0 G6-3			4-0 BB		3-2 23 BB 26 2B 2B	3-2 G5-3			3	1	1	0	1	0	0

Inning Stats	R: 0	H: 0	E: 0	LOB: 0	K: 1	S: 8	P: 14	R: 0	H: 0	E: 0	LOB: 0	K: 1	S: 6	P: 9	R: 0	H: 0	E: 0	LOB: 0	K: 1	S: 6	P: 12	R: 1	H: 1	E: 0	LOB: 0	K: 0	S: 6	P: 11	R: 1	H: 2	E: 0	LOB: 2	K: 1	S: 13	P: 22	R: 4	H: 3	E: 1	LOB: 1	K: 2	S: 20	P: 33	R: 0	H: 0	E: 0	LOB: 0	K: 0	S: 5	P: 11	R: 0	H: 0	E: 0	LOB: 0	K: 0	S: 5	P: 6	1B: 4	SF: 0	2B: 2	SAC: 0	3B: 0	DP: 1	HR: 3	HBP: 1	WP: 0	PA: 40
--------------	------	------	------	--------	------	------	-------	------	------	------	--------	------	------	------	------	------	------	--------	------	------	-------	------	------	------	--------	------	------	-------	------	------	------	--------	------	-------	-------	------	------	------	--------	------	-------	-------	------	------	------	--------	------	------	-------	------	------	------	--------	------	------	------	-------	-------	-------	--------	-------	-------	-------	--------	-------	--------

PITCHER	IP	WLS	BF	H	R	ER	SO	BB	IBB	HBP	BLK	WP	HR	S	P	ERA	WHIP
4 Blake Snell, L ERA: 3.14 (1, 1)	5.0		20	4	2	2	5	2	0	0	0	0	2	43	75	3.60	1.200
53 Anthony Banda, L ERA: 10.29 (6, 1)	1.0		11	5	5	5	1	3	0	1	0	0	1	25	47	45.00	8.000
57 Aaron Slegers, R ERA: 4.5 (7, 1)	2.0		6	0	0	0	2	0	0	0	0	0	0	13	19	0.00	0.000
71 Ryan Sherriff, L ERA: (9, 1)	1.0		3	0	0	0	0	0	0	0	0	0	0	5	6	0.00	0.000

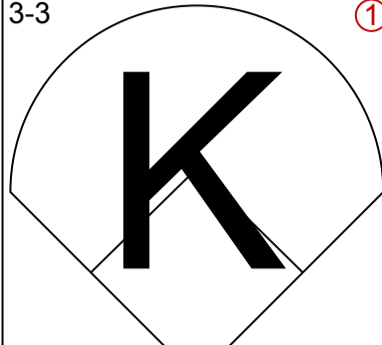
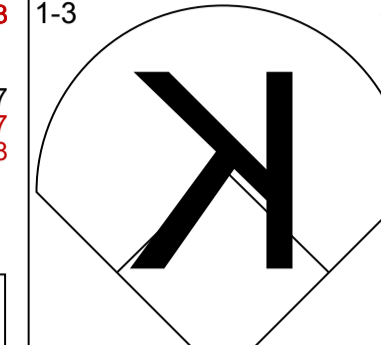
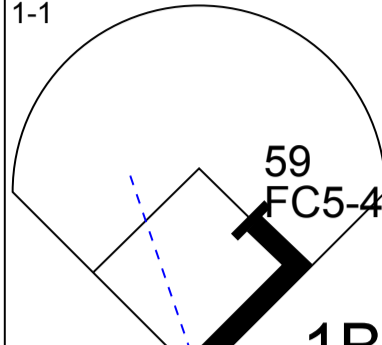
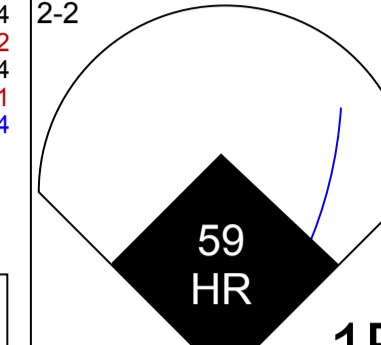
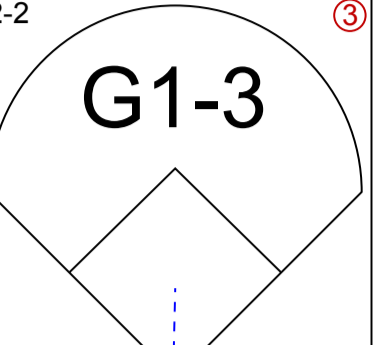
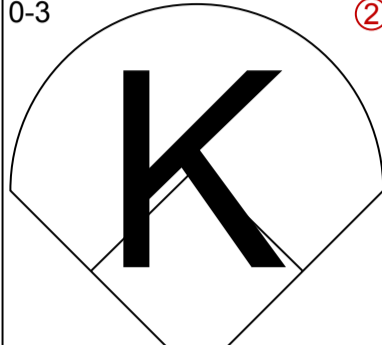
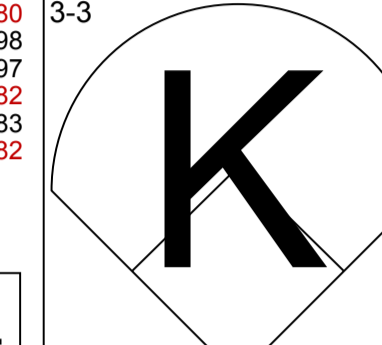
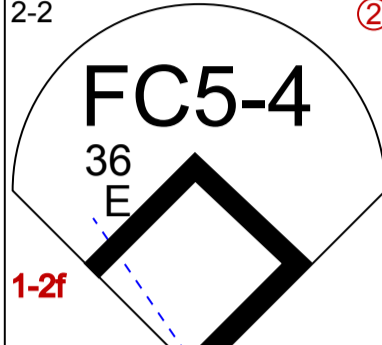
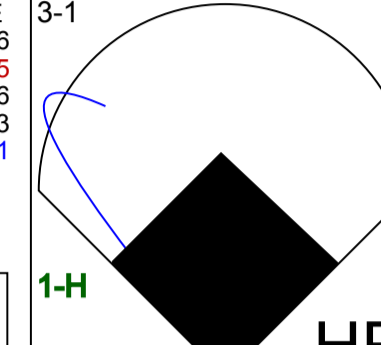
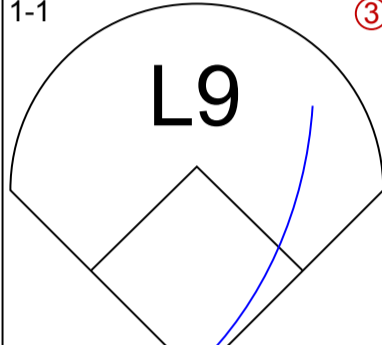
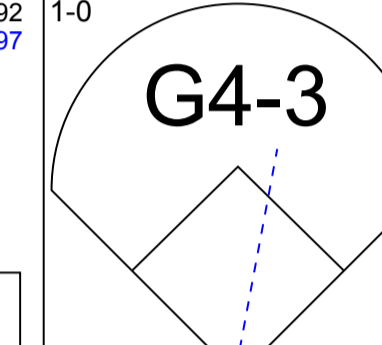
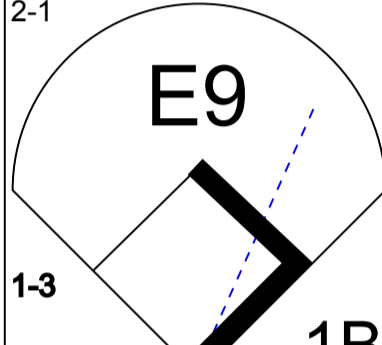
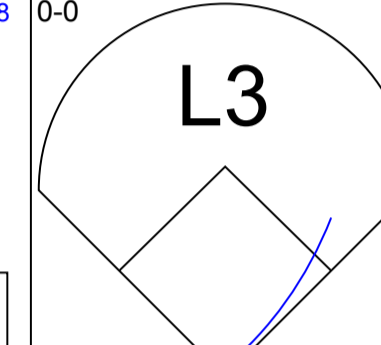
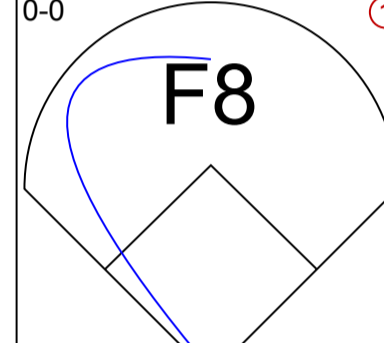
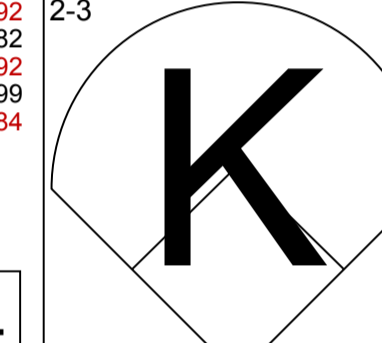
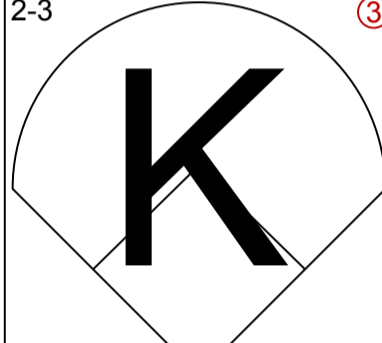
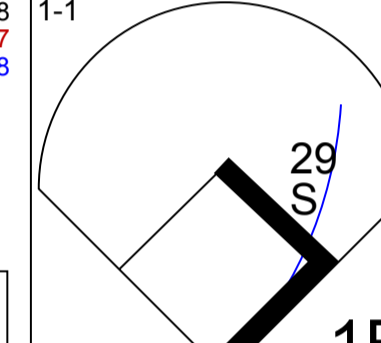
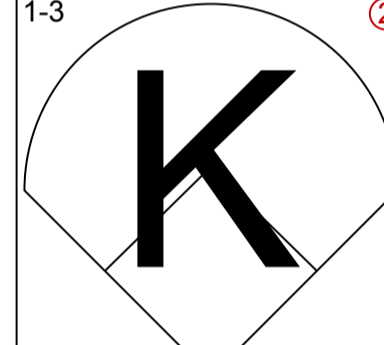
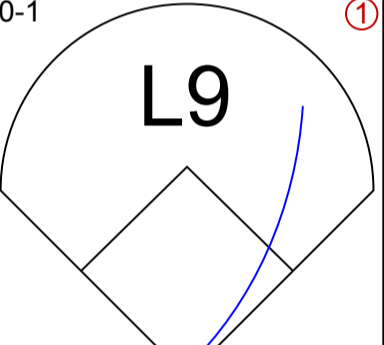
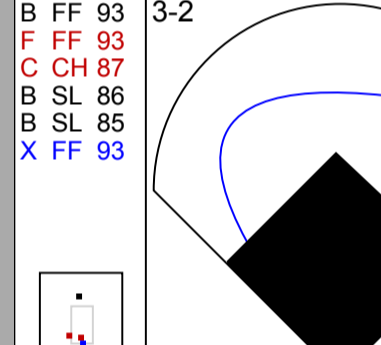
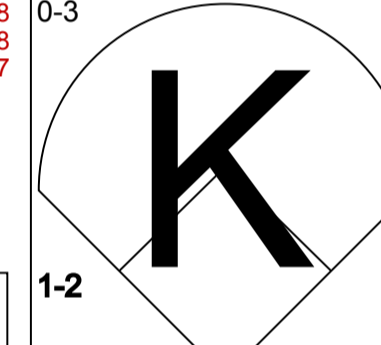
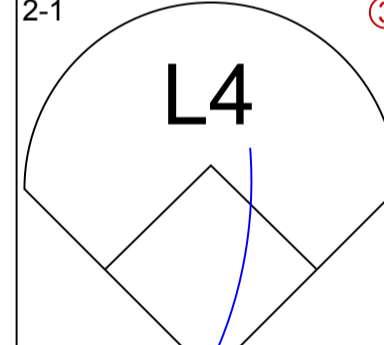
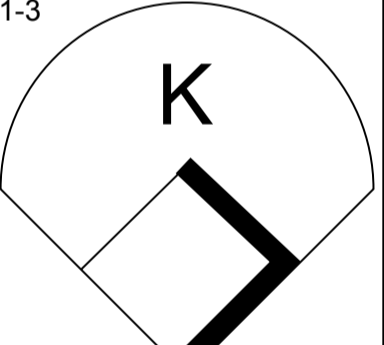
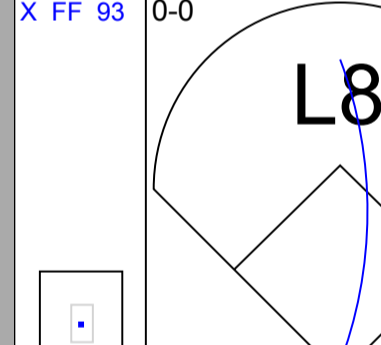
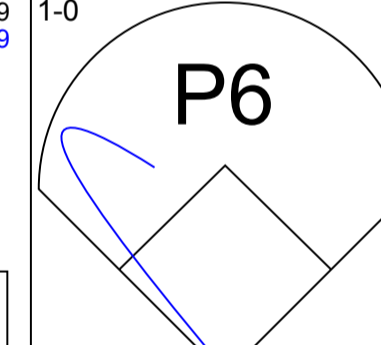
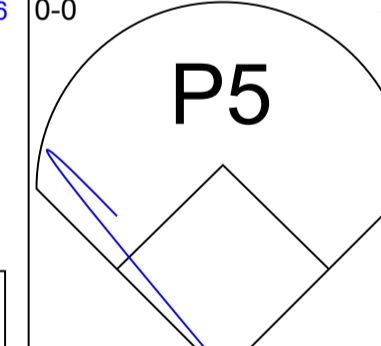
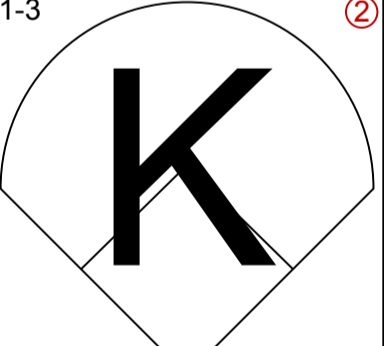
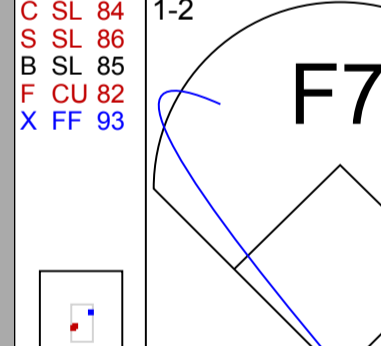
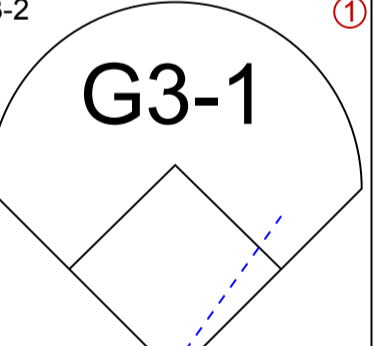
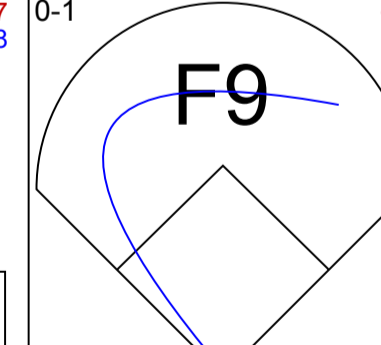
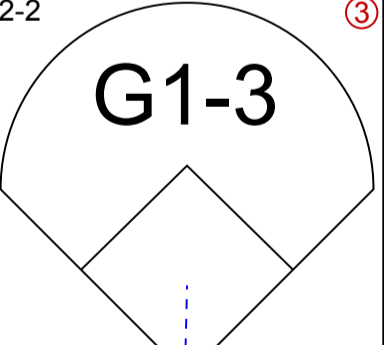
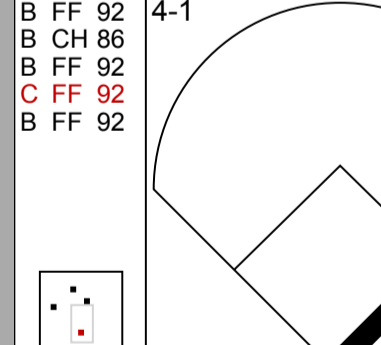
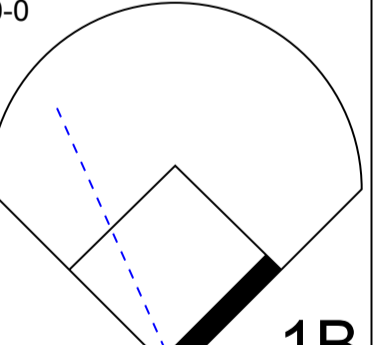
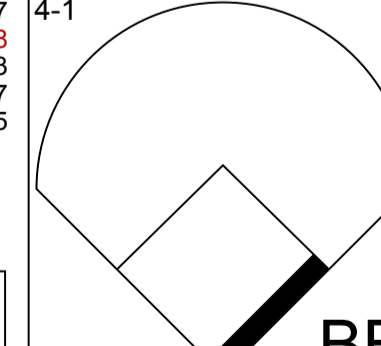
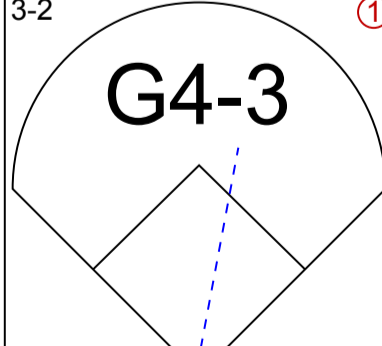
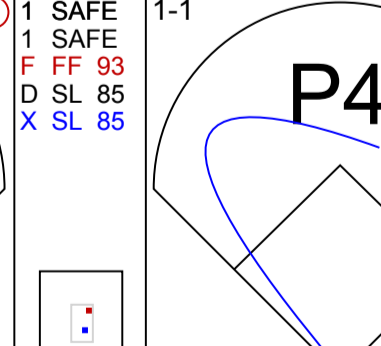
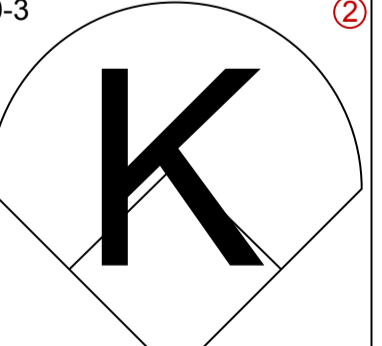
BOTTOM

Tampa Bay Rays @ Miami Marlins
Marlins Park, Miami, FL
Sun Aug 30 2020, 1:10 PM - 4:36 PM EDT
Roof Closed - 73 F

livebaseballscorecards.com

AB	34
R	7
H	9
RBI	7
BB	5
SO	8
LOB	15



Batter	1	2	3	4	5	6	7	8	9	AB	R	H	RBI	BB	SO	LOB
26 DJ LeMahieu, R OBP: 0.442, SLG: 0.523 (1, 4)										5	1	2	0	0	2	2
59 Luke Voit, R OBP: 0.363, SLG: 0.709 (1, 10)										4	1	1	2	0	2	1
36 Mike Ford, L OBP: 0.258, SLG: 0.364 (1, 3)										4	0	1	0	0	0	0
77 Clint Frazier, R OBP: 0.415, SLG: 0.591 (1, 9)										4	0	1	0	0	2	2
29 Gio Urshela, R OBP: 0.327, SLG: 0.489 (1, 5)										4	1	1	1	0	2	1
39 Mike Tauchman, L OBP: 0.354, SLG: 0.333 (1, 7)										4	0	0	0	0	1	1
24 Gary Sánchez, R OBP: 0.242, SLG: 0.349 (1, 2)										4	0	0	0	0	1	1
22 Jordy Mercer, R OBP: 0.273, SLG: 0.200 (1, 6)										2	0	0	0	1	0	1
31 Aaron Hicks, S OBP: 0.364, SLG: 0.425 (9, PH)										1	0	1	0	0	0	0
11 Brett Gardner, L OBP: 0.302, SLG: 0.338 (1, 8)										3	0	0	0	1	1	2

Inning Stats	R: 0	H: 0	E: 0	K: 2	S: 9	LOB: 0	BB: 0	P: 13	R: 0	H: 0	E: 0	K: 1	S: 6	LOB: 0	BB: 0	P: 9	R: 0	H: 0	E: 0	K: 1	S: 7	LOB: 1	BB: 1	P: 12	R: 0	H: 0	E: 0	K: 2	S: 7	LOB: 0	BB: 0	P: 13	R: 0	H: 0	E: 1	K: 2	S: 12	LOB: 1	BB: 0	P: 16	R: 0	H: 2	E: 1	K: 1	S: 14	LOB: 2	BB: 0	P: 24	R: 1	H: 1	E: 0	K: 0	S: 11	LOB: 1	BB: 1	P: 20	R: 2	H: 3	E: 0	K: 1	S: 12	LOB: 1	BB: 0	P: 19	R: 0	H: 1	E: 0	K: 1	S: 12	LOB: 1	BB: 0	P: 17	1B: 5	SF: 0	2B: 0	SAC: 0	3B: 0	DP: 0	HR: 2	HBP: 0	WP: 1	PA: 37
--------------	------	------	------	------	------	--------	-------	-------	------	------	------	------	------	--------	-------	------	------	------	------	------	------	--------	-------	-------	------	------	------	------	------	--------	-------	-------	------	------	------	------	-------	--------	-------	-------	------	------	------	------	-------	--------	-------	-------	------	------	------	------	-------	--------	-------	-------	------	------	------	------	-------	--------	-------	-------	------	------	------	------	-------	--------	-------	-------	-------	-------	-------	--------	-------	-------	-------	--------	-------	--------

PITCHER	IP	WLS	BF	H	R	ER	SO	BB	IBB	HBP	BLK	WP	HR	S	P	ERA	WHIP
20 Tyler Glasnow, R ERA: 4.24 (1, 1)	6.0	W	22	2	0	0	9	1	0	0	0	1	0	55	87	0.00	0.500
58 Edgar García, R ERA: 10.8 (7, 1)	1.0		7	3	3	3	0	1	0	0	0	0	2	16	30	27.00	4.000
29 Pete Fairbanks, R ERA: 2.87 (8, 1)	1.0	H	4	1	0	0	1	0	0	0	0	0	0	7	9	0.00	1.000
63 Diego Castillo, R ERA: 1.98 (9, 1)	1.0	S	4	1	0	0	1	0	0	0	0	0	0	12	17	0.00	1.000

Tampa Bay Rays @ New York Yankees
 Yankee Stadium, Bronx, NY
 Mon Aug 31 2020, 7:09 PM - 10:29 PM EDT
 Cloudy - 73 F

livebaseballscores.com

AB	35
R	3
H	7
RBI	3
BB	2
SO	11
LOB	11



Batter	1	2	3	4	5	6	7	8	9	AB R H RBI BB SO LOB	TOP		
26 Ji Man Choi, L (1, 3) OBP: 0.325, SLG: 0.406 11 Hunter Renfroe, R (8, PH) OBP: 0.227, SLG: 0.386 31 Brian O'Grady, L (8, 3) OBP: 0.400, SLG: 0.600	 2-3 		 2-1 FC4-5 		 2-2 F9 			 2-3 		3 0 0 0 0 1 1 1 0 0 0 0 1 0 0 0 0 0 0 0 0	Tampa Bay Rays @ New York Yankees Yankee Stadium, Bronx, NY Tue Sep 01 2020, 7:11 PM - 9:48 PM EDT Partly Cloudy - 75 F		
8 Brandon Lowe, L (1, 4) OBP: 0.361, SLG: 0.592	 1-2 		 0-3 			 2-3 		 0-1 F8 	4 0 0 0 0 3 1				
18 Joey Wendle, L (1, 5) OBP: 0.333, SLG: 0.438	 2-0 			 0-3 		 1-1 L9 		 2-1 G4-3 	3 0 0 0 0 1 0				
17 Austin Meadows, L (1, 9) OBP: 0.313, SLG: 0.430	 3-2 P5 			 1-0 		 2-3 		 1-2 L8 	4 0 0 0 0 1 1				
25 Yoshi Tsutsugo, L (1, 10) OBP: 0.311, SLG: 0.386 43 Mike Brosseau, R (9, PH) OBP: 0.377, SLG: 0.596		 1-0 G4-3 		 2-2 L5 		 3-3 		 2-3 	3 0 0 0 0 1 0 1 0 0 0 0 1 0				
1 Willy Adames, R (1, 6) OBP: 0.391, SLG: 0.579		 0-0 			 3-2 		 2-2 		3 2 3 1 0 0 0				
39 Kevin Kiermaier, L (1, 8) OBP: 0.346, SLG: 0.413		 1-0 L4-3 			 0-2 		 2-3 		3 1 1 2 0 1 1				
13 Manuel Margot, R (1, 7) OBP: 0.344, SLG: 0.386			 0-3 		 0-2 L8 		 0-1 G6-3 		3 0 0 0 0 1 0				
7 Michael Pérez, L (1, 2) OBP: 0.226, SLG: 0.229 56 Randy Arozarena, R (8, PH) OBP: 0.375, SLG: 0.167 44 Kevan Smith, R (8, 2) OBP: 0.714, SLG: 0.750			 4-1 		 3-2 G1-3 		 2-2 G5-3 		1 0 0 0 1 0 0 1 0 0 0 0 0 0 0 0 0 0 0 0 0				
Inning Stats	R: 0 H: 0 E: 0 LOB: 1 K: 2 BB: 0 S: 9 P: 17	R: 0 H: 1 E: 0 LOB: 0 K: 0 BB: 0 S: 3 P: 5	R: 0 H: 0 E: 0 LOB: 1 K: 2 BB: 1 S: 9 P: 15	R: 0 H: 0 E: 0 LOB: 0 K: 1 BB: 0 S: 8 P: 11	R: 2 H: 2 E: 0 LOB: 0 K: 0 BB: 0 S: 19 P: 27	R: 0 H: 0 E: 0 LOB: 0 K: 2 BB: 0 S: 8 P: 13	R: 1 H: 1 E: 0 LOB: 0 K: 2 BB: 0 S: 16 P: 23	R: 0 H: 0 E: 0 LOB: 0 K: 1 BB: 0 S: 8 P: 12	R: 0 H: 0 E: 0 LOB: 0 K: 1 BB: 0 S: 8 P: 13	1B: 1 SF: 0 2B: 2 SAC: 0 3B: 0 DP: 1 HR: 2 HBP: 1	WP: 0 PA: 32 PB: 0 SB: 0 CS: 0		
PITCHER	IP WLS BF H R ER SO BB IBB HBP BLK WP HR S P ERA WHIP											PITCHER	IP WLS BF H R ER SO BB IBB HBP BLK WP HR S P ERA WHIP
19 Masahiro Tanaka, R (1, 1) ERA: 3.38 43 Jonathan Loáisiga, R (7, 1) ERA: 3.18 53 Zack Britton, L (8, 1) ERA: 1.8 54 Aroldis Chapman, L (9, 1) ERA: 9.0	6.0 W 22 3 2 2 7 1 0 1 0 0 1 56 88 3.00 0.667												

livebaseballscores.com

AB	30
R	3
H	4
RBI	3
BB	1
SO	11
LOB	4



Batter	1	2	3	4	5	6	7	8	9
26 DJ LeMahieu, R OBP: 0.444, SLG: 0.587 (1, 4)	0-1 HR		1-1 HR		3-1 G1-3		1-1 G4-3		
59 Luke Voit, R OBP: 0.368, SLG: 0.701 (1, 3)	2-3 1B		1-0 1B			2-1 77 1B 29 E		2-1 G6-3	
31 Aaron Hicks, S OBP: 0.360, SLG: 0.418 (1, 8)	0-0 F7		1-2 F7			0-0 F9		0-0 1B	
77 Clint Frazier, R OBP: 0.404, SLG: 0.563 11 Brett Gardner, L OBP: 0.302, SLG: 0.338 (1, 9) (9, 7)	2-3 K		1-3 K			2-2 29 E 1B		2-3 K	
29 Gio Urshela, R OBP: 0.333, SLG: 0.500 (1, 5)		0-0 24 G4-3 39 1B		1-2 F7		0-2 E6 1B 2B		1-1 L9	
39 Mike Tauchman, L OBP: 0.354, SLG: 0.333 (1, 7) (9, 9)		2-2 24 G4-3 1B		0-0 F7		2-0 G4-3			
24 Gary Sánchez, R OBP: 0.235, SLG: 0.337 (1, 10)		1-0 G4-3 1B		1-2 L7		2-3 K			
66 Kyle Higashioka, R OBP: 0.167, SLG: 0.167 (1, 2)		2-3 K		1-3 K			0-0 G4-3		
14 Tyler Wade, L OBP: 0.255, SLG: 0.293 (1, 6)			2-2 L8		0-0 G1-3		1-3 K		

AB	R	H	RBI	BB	SO	LOB
4	2	2	2	0	0	0
4	1	2	0	0	1	0
4	0	1	0	0	0	2
4	1	1	0	0	3	2
0	0	0	0	0	0	0
4	1	2	2	0	0	1
3	0	1	0	0	0	0
3	0	0	0	0	1	2
3	0	0	0	0	2	1
3	0	0	0	0	1	0

BOTTOM

Tampa Bay Rays @ New York Yankees
 Yankee Stadium, Bronx, NY
 Tue Sep 01 2020, 7:11 PM - 9:48 PM EDT
 Partly Cloudy - 75 F

livebaseballscorecards.com

AB	32
R	5
H	9
RBI	4
BB	0
SO	8
LOB	8



1B: 6	SF: 0
2B: 1	SAC: 0
3B: 0	DP: 1
HR: 2	HBP: 0

WP: 0	PA: 32
PB: 0	
SB: 0	
CS: 0	

Inning Stats	R: 1	H: 1	E: 0	K: 2	S: 10	LOB: 0	BB: 0	P: 14
	R: 0	H: 2	E: 0	K: 1	S: 12	LOB: 1	BB: 0	P: 17
	R: 1	H: 2	E: 0	K: 1	S: 12	LOB: 1	BB: 0	P: 18
	R: 0	H: 0	E: 0	K: 0	S: 7	LOB: 0	BB: 0	P: 9
	R: 0	H: 0	E: 0	K: 1	S: 7	LOB: 0	BB: 0	P: 11
	R: 3	H: 3	E: 1	K: 1	S: 14	LOB: 0	BB: 0	P: 22
	R: 0	H: 0	E: 0	K: 1	S: 6	LOB: 0	BB: 0	P: 8
	R: 0	H: 1	E: 0	K: 1	S: 8	LOB: 1	BB: 0	P: 13

PITCHER	IP	WLS	BF	H	R	ER	SO	BB	IBB	HBP	BLK	WP	HR	S	P	ERA	WHIP
34 Trevor Richards, R ERA: 4.91 (1, 1)	4.2		18	5	2	2	5	0	0	0	0	0	2	46	64	3.86	1.071
81 Ryan Thompson, R ERA: 4.42 (5, 1)	1.1	L	7	3	3	3	1	0	0	0	0	0	0	16	27	20.25	2.250
21 Cody Reed, L ERA: 4.76 (7, 1)	2.0		7	1	0	0	2	0	0	0	0	0	0	14	21	0.00	0.500

BOTTOM

Tampa Bay Rays @ New York Yankees
Yankee Stadium, Bronx, NY
Wed Sep 02 2020, 7:09 PM - 10:54 PM EDT
Cloudy - 79 F

livebaseballscorecards.com

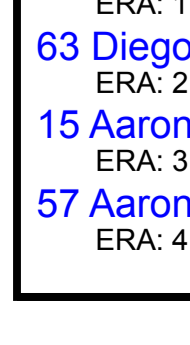
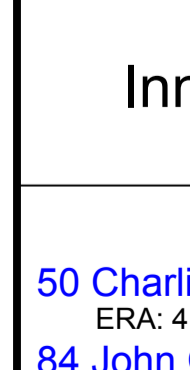
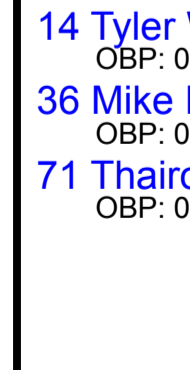






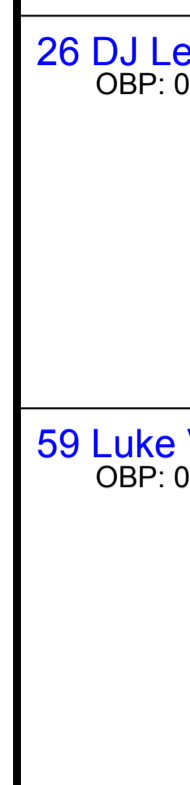
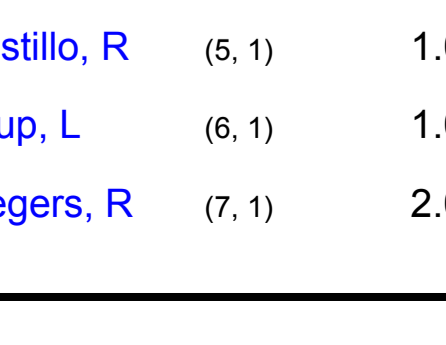
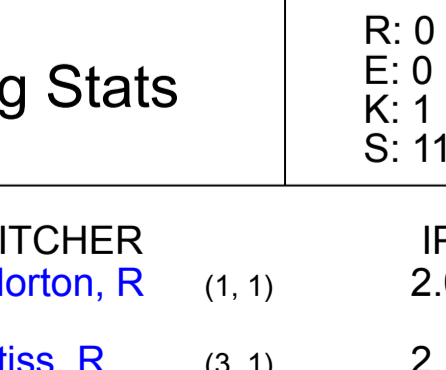
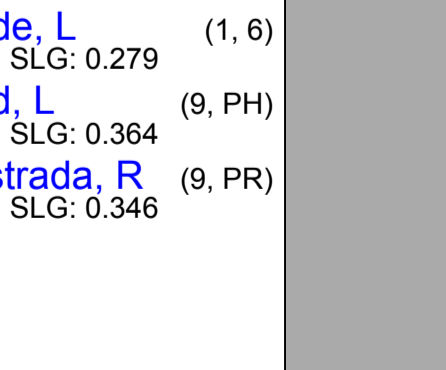
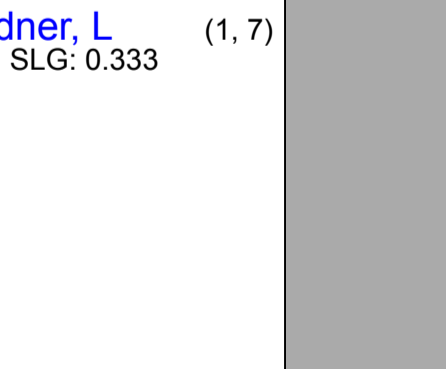
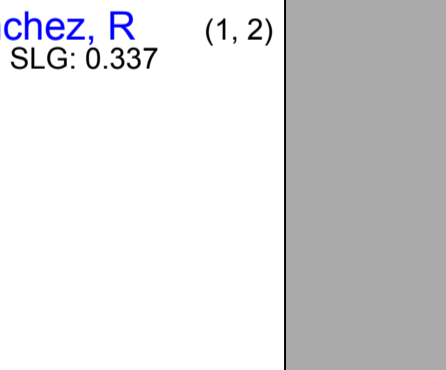
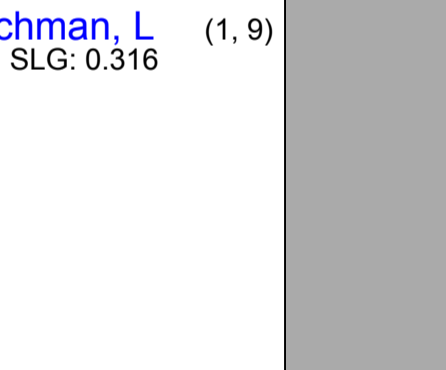
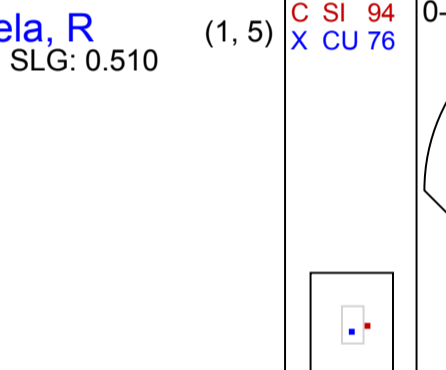
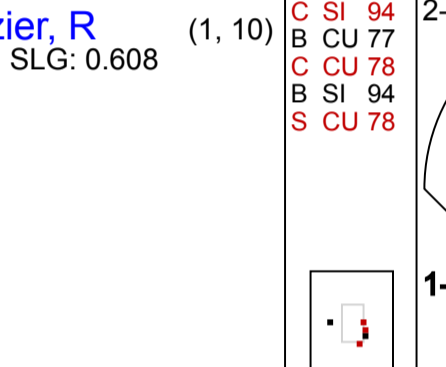
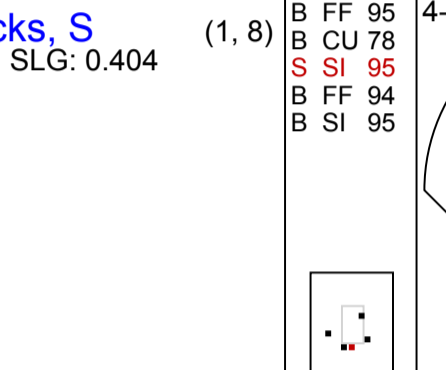
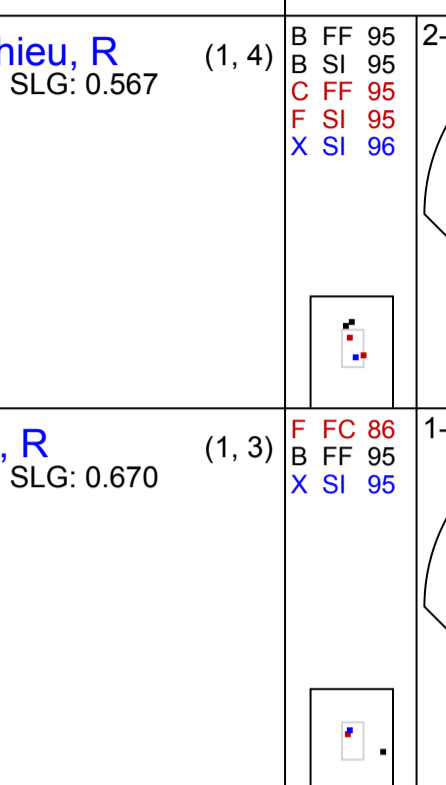
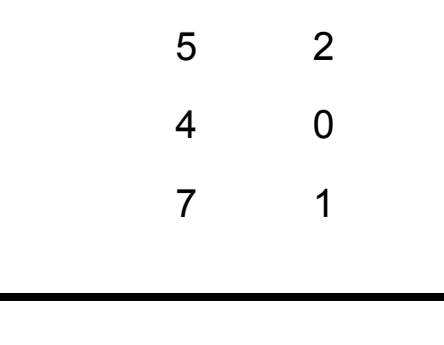
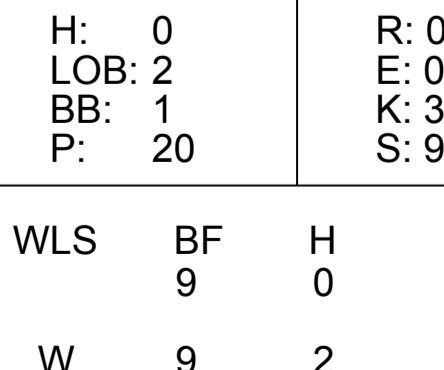
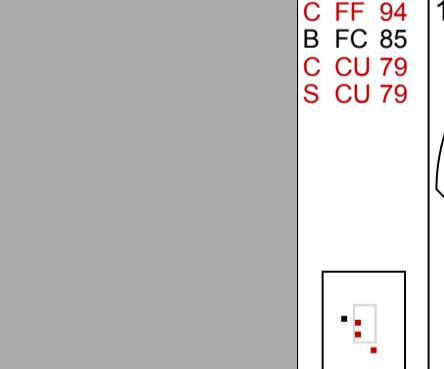
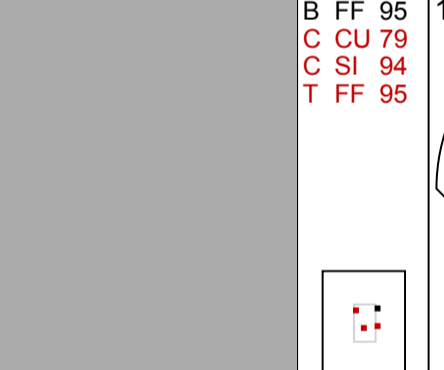
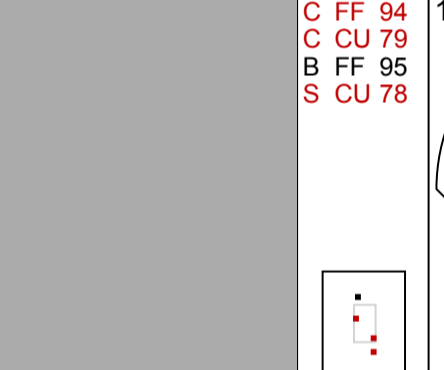
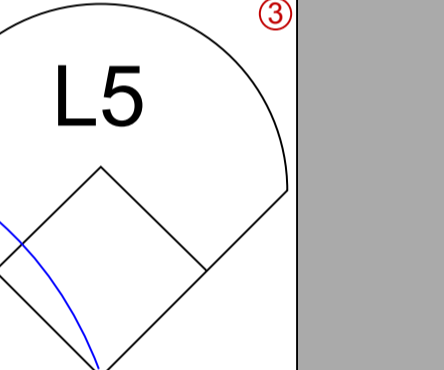

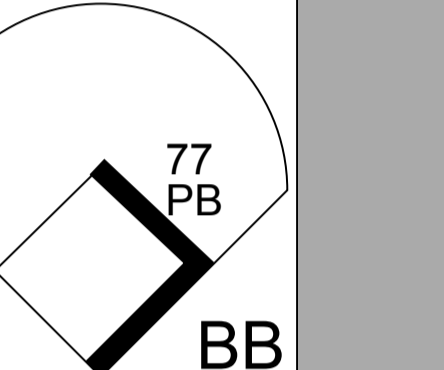
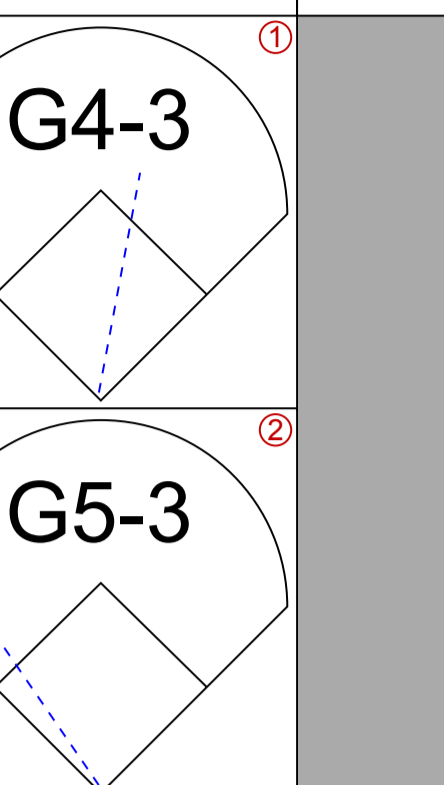
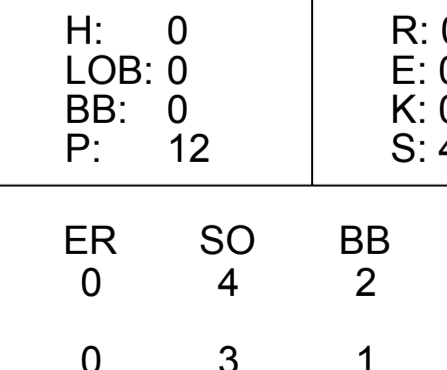
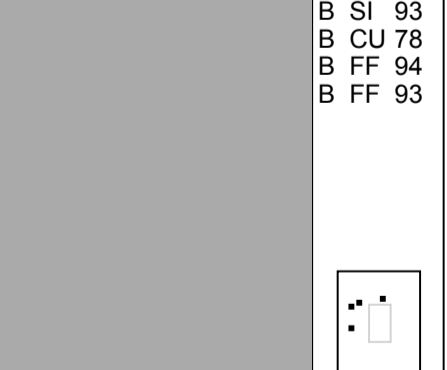
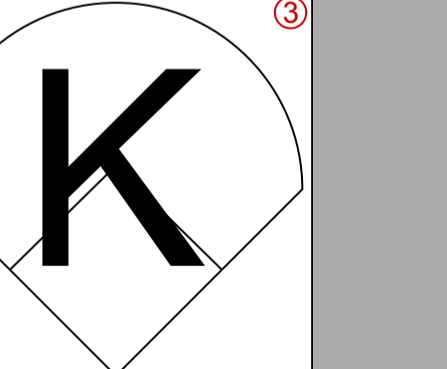
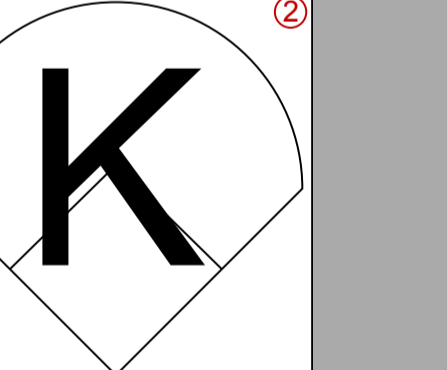
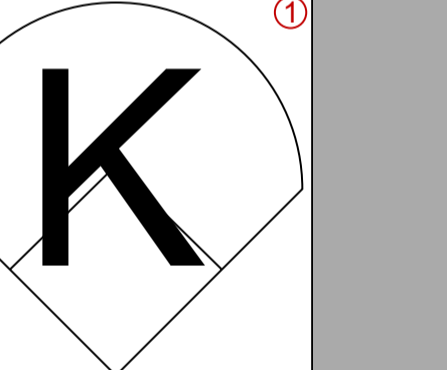
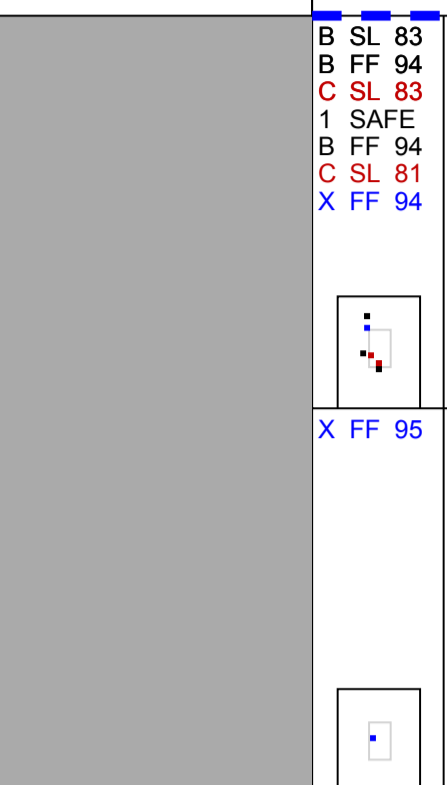
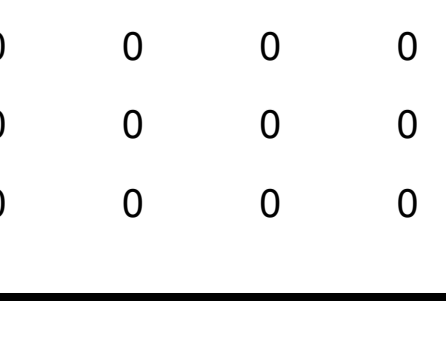
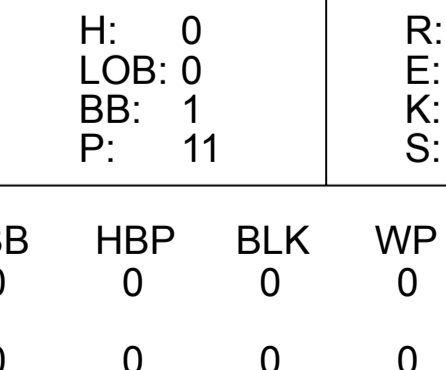
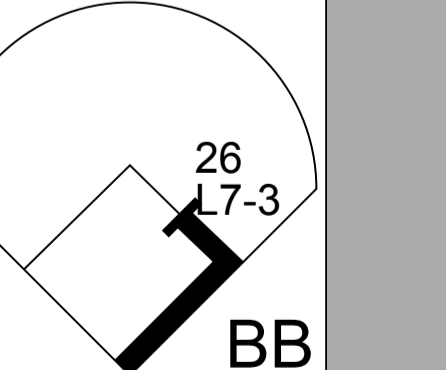





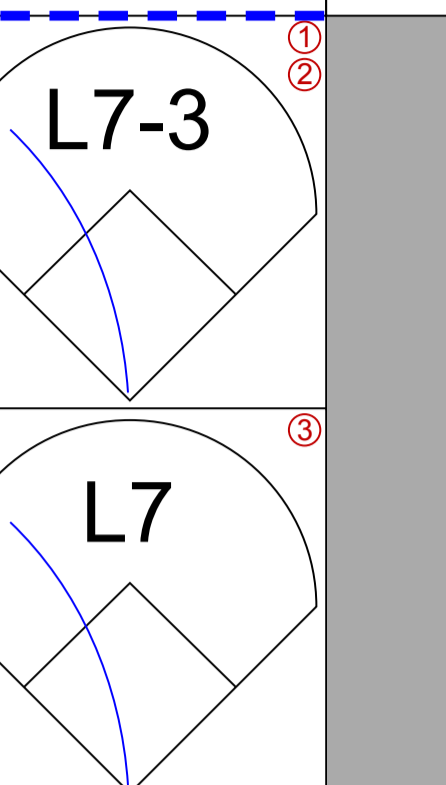
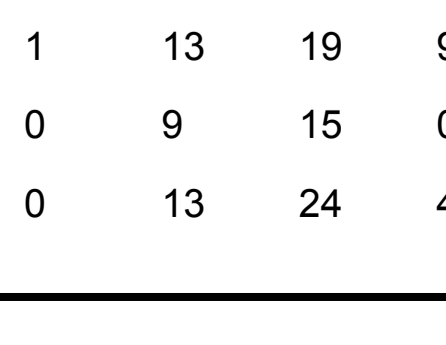
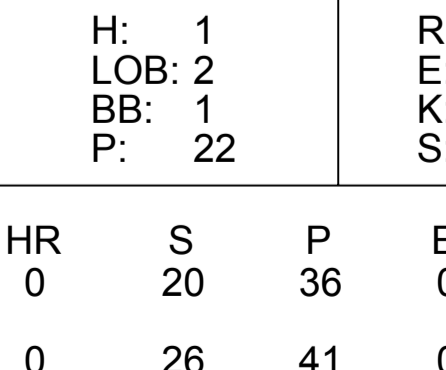

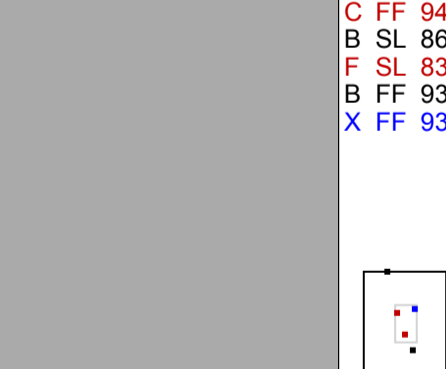
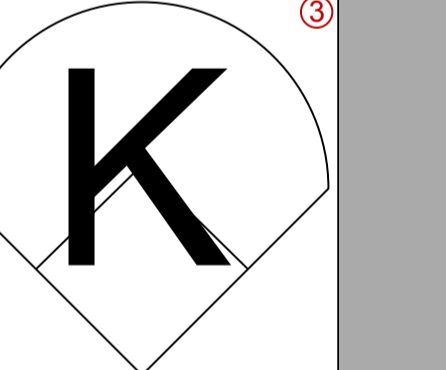
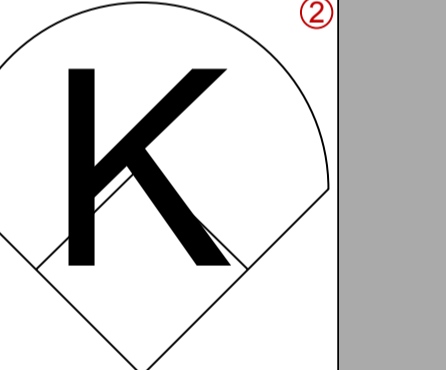
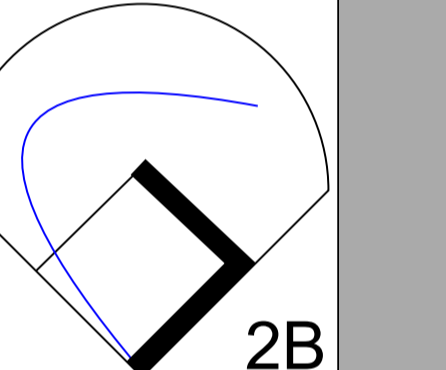
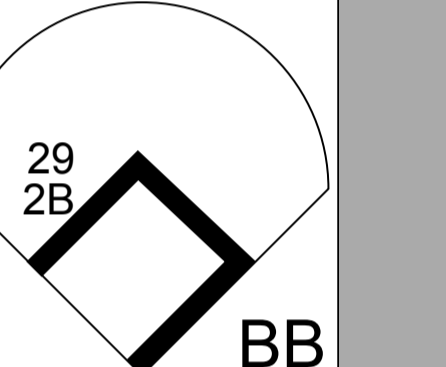
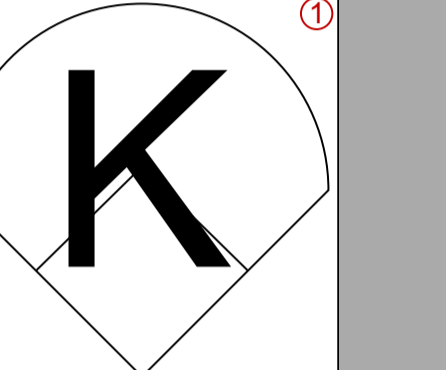
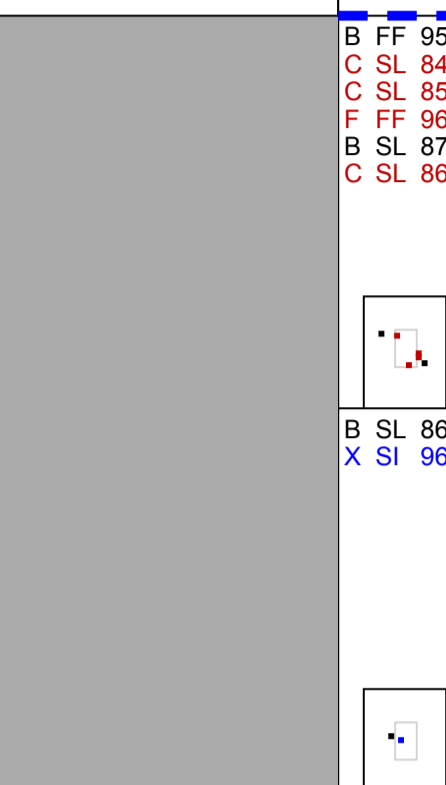

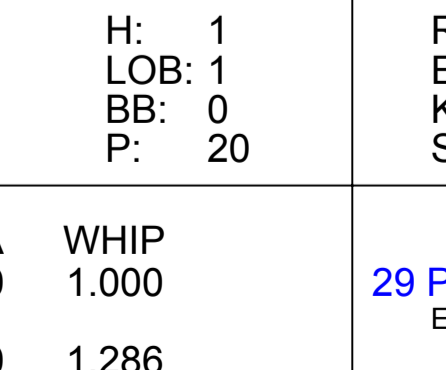
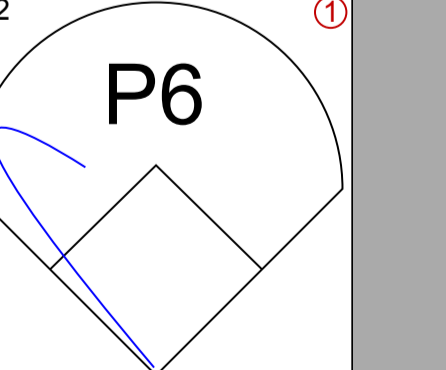
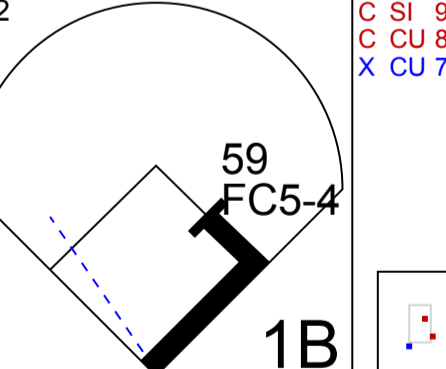



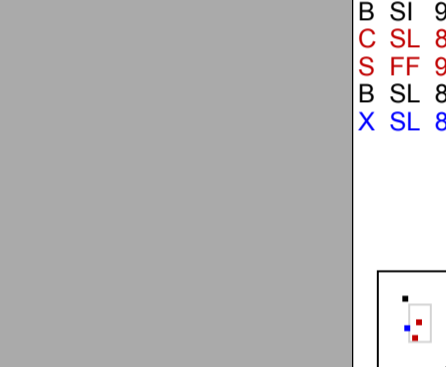

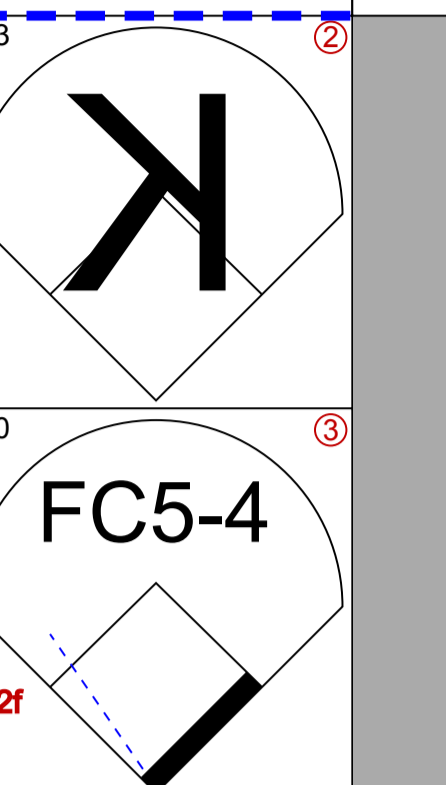
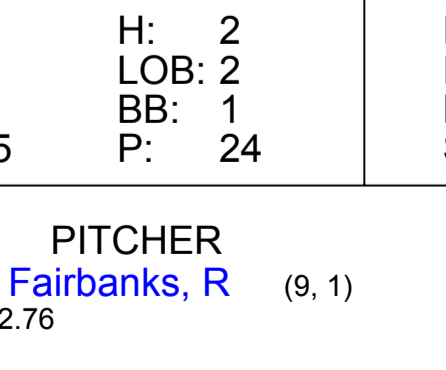

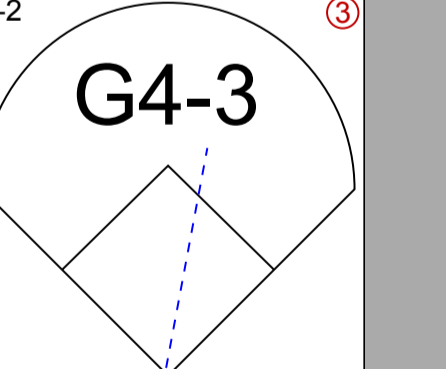
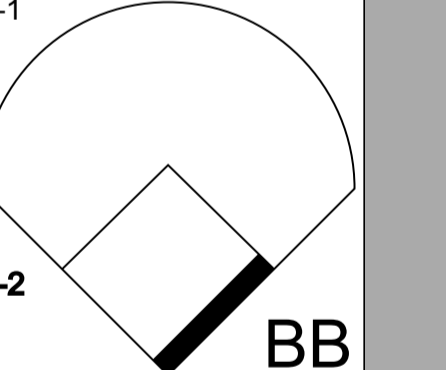
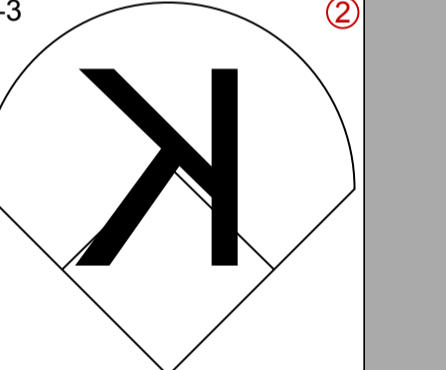
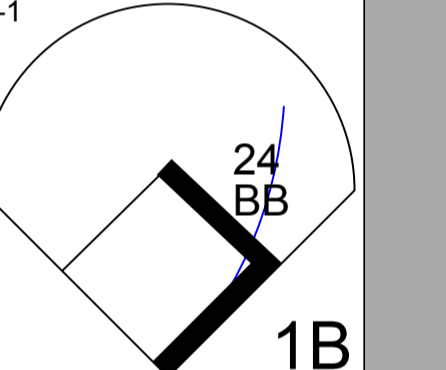
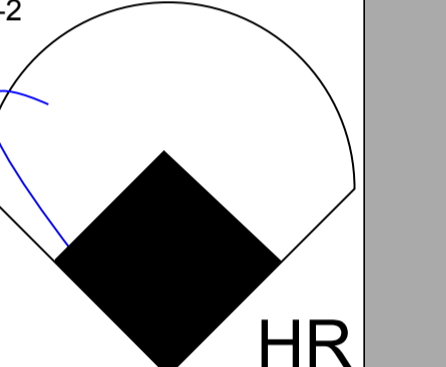
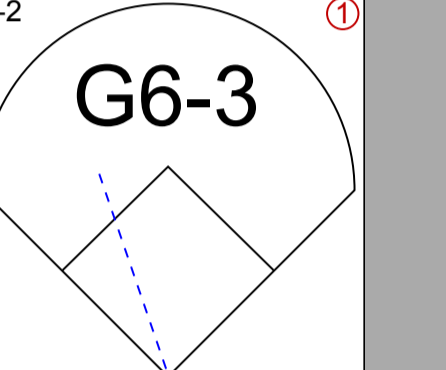
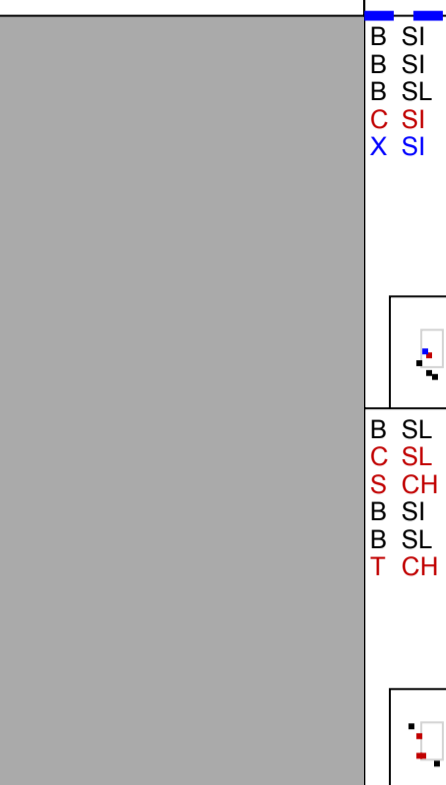
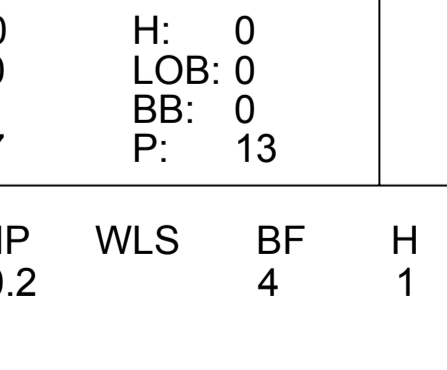
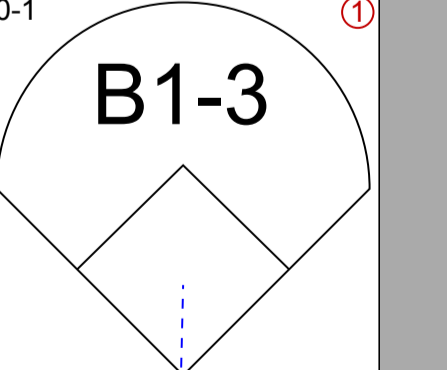



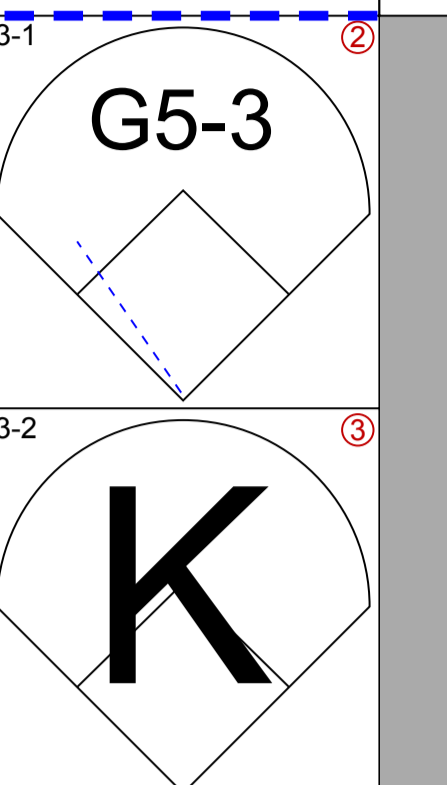
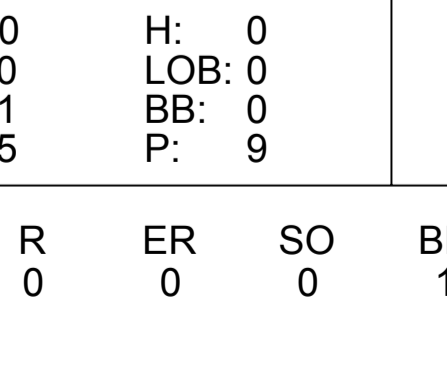



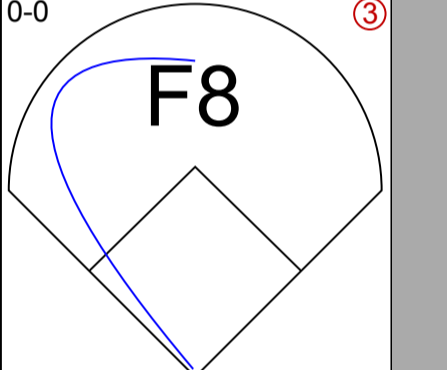
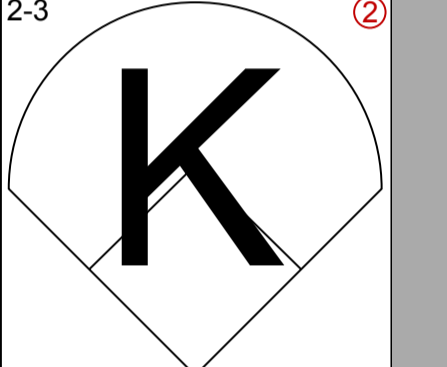
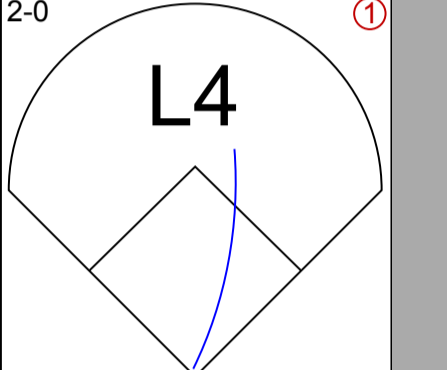
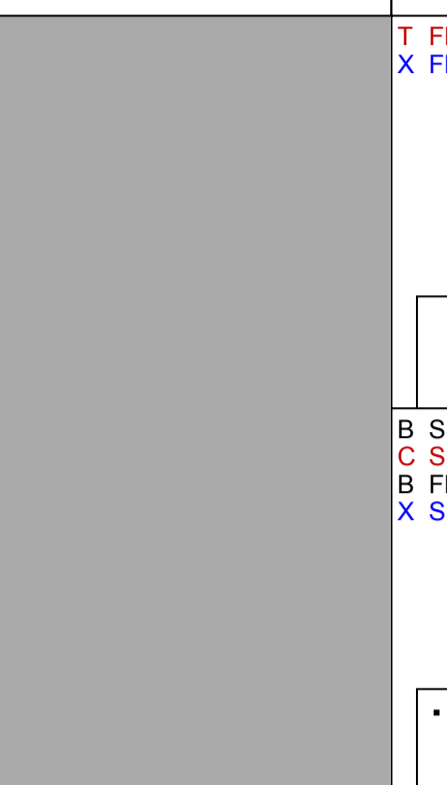
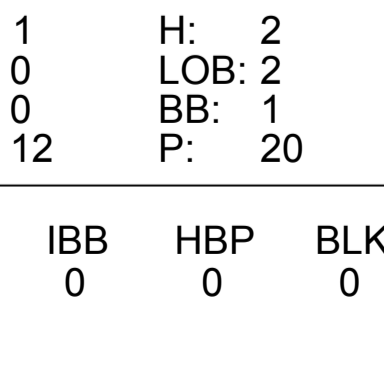
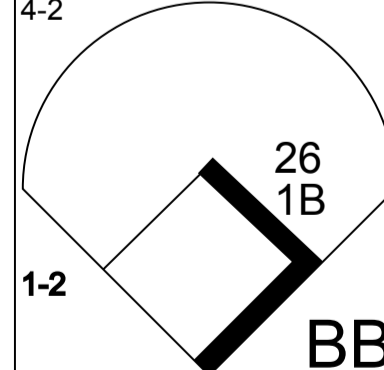
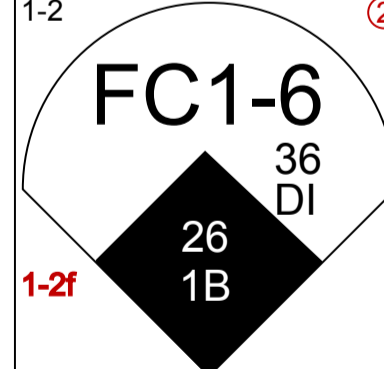
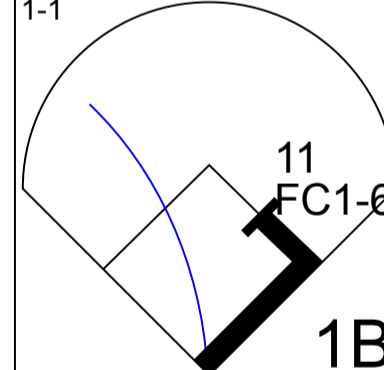
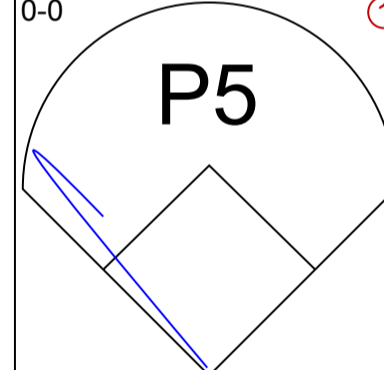
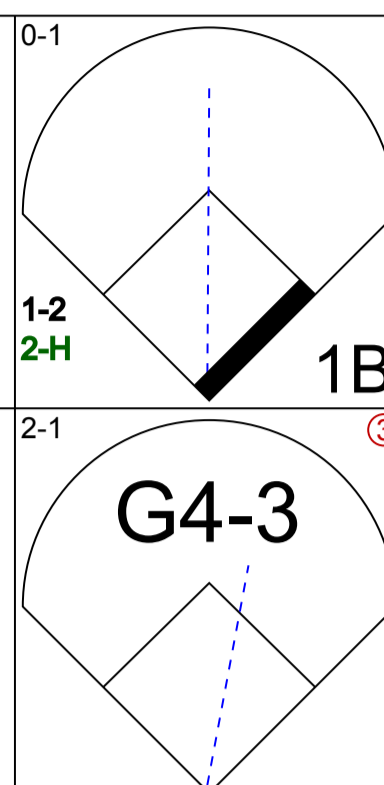
AB	33
R	2
H	6
RBI	2
BB	5
SO	11
LOB	17



WP:	0	PA:	38
PB:	1	SB:	0
CS:	0		

AB R H RBI BB SO LOB

5	0	1	1	0	1	2
5	0	0	0	0	1	3
3	0	0	0	1	1	0
3	1	1	1	1	2	1
4	0	2	0	0	0	2
4	0	0	0	0	3	3
3	0	1	0	1	2	2
4	1	1	0	0	1	3
2	0	0	0	1	0	1
0	0	0	0	1	0	0
0	0	0	0	0	0	0
1B:	4	SF:	0			
2B:	2	2B:	2	SAC:	0	
3B:	0	3B:	0	DP:	1	
HR:	1	HR:	1	HBP:	0	



Batter

1

2

3

4

5

6

7

8

9

AB R H RBI BB SO LOB

26 DJ LeMahieu, R
OBP: 0.433, SLG: 0.567

59 Luke Voit, R
OBP: 0.352, SLG: 0.670

31 Aaron Hicks, S
OBP: 0.357, SLG: 0.404

77 Clint Frazier, R
OBP: 0.410, SLG: 0.608

29 Gio Urshela, R
OBP: 0.339, SLG: 0.510

39 Mike Tauchman, L
OBP: 0.337, SLG: 0.316

24 Gary Sánchez, R
OBP: 0.245, SLG: 0.337

11 Brett Gardner, L
OBP: 0.300, SLG: 0.333

14 Tyler Wade, L
OBP: 0.260, SLG: 0.279

36 Mike Ford, L
OBP: 0.270, SLG: 0.364

71 Thairo Estrada, R
OBP: 0.286, SLG: 0.346

R: 0 H: 0
E: 0 LOB: 2
K: 1 BB: 1
S: 11 P: 20

R: 0 H: 0
E: 0 LOB: 0
K: 3 BB: 0
S: 9 P: 12

R: 0 H: 0
E: 0 LOB: 0
K: 0 BB: 1
S: 4 P: 11

R: 0 H: 1
E: 0 LOB: 2
K: 3 BB: 1
S: 15 P: 22

R: 0 H: 1
E: 0 LOB: 1
K: 1 BB: 0
S: 12 P: 20

R: 1 H: 2
E: 0 LOB: 2
K: 1 BB: 1
S: 15 P: 24

R: 0 H: 0
E: 0 LOB: 0
K: 1 BB: 0
S: 7 P: 13

R: 0 H: 0
E: 0 LOB: 0
K: 1 BB: 0
S: 5 P: 9

R: 1 H: 2
E: 0 LOB: 2
K: 0 BB: 1
S: 12 P: 20

R: 0 H: 0
E: 0 LOB: 0
K: 1 BB: 0
S: 5 P: 9

PITCHER

50 Charlie Morton, R
ERA: 4.82

84 John Curtiss, R
ERA: 1.98

63 Diego Castillo, R
ERA: 2.45

15 Aaron Loup, L
ERA: 3.45

57 Aaron Slegers, R
ERA: 4.5

PITCHER

29 Pete Fairbanks, R
ERA: 2.76

IP WLS BF H R ER SO BB IBB HBP BLK WP HR S P ERA WHIP

2.0 0 9 0 0 0 4 2 0 0 0 0 0 0 0 0 0.00 1.000

3.1 1 9 2 0 0 3 1 0 0 0 0 0 0 26 41 0.00 1.286

5.1 0 5 2 1 1 1 0 0 0 0 0 0 0 13 19 9.00 2.000

6.1 0 4 0 0 0 1 1 0 0 0 0 0 0 9 15 0.00 1.000

7.1 0 7 1 1 1 2 0 0 0 0 0 0 0 13 24 4.50 0.500

0.2 0 4 1 0 0 0 1 0 0 0 0 0 0 16 9 0.00 3.000

Batter	1	2	3	4	5	6	7	8	9	AB R H RBI BB SO LOB	TOP											
5 Jon Berti, R OBP: 0.365, SLG: 0.375 (1, 4)	G4-3		G6-4-3							4 0 1 2 1 1 3												
6 Starling Marte, R OBP: 0.380, SLG: 0.455 (1, 8)	G4-3			G6-3						4 0 1 0 0 0 2												
26 Garrett Cooper, R OBP: 0.297, SLG: 0.556 (1, 3)	G6-3			G6-3						4 0 0 0 0 0 2												
24 Jesús Aguilar, R OBP: 0.309, SLG: 0.470 (1, 10)										4 0 0 0 0 0 2												
15 Brian Anderson, R OBP: 0.331, SLG: 0.418 (1, 5)										4 1 1 1 0 2 0												
19 Miguel Rojas, R OBP: 0.411, SLG: 0.551 (1, 6)										4 0 0 0 0 3 0												
70 Jazz Chisholm Jr., L (9, PR)										4 0 0 0 0 3 0												
23 Corey Dickerson, L OBP: 0.281, SLG: 0.383 (1, 7)										3 0 0 0 1 1 0												
38 Jorge Alfaro, R OBP: 0.238, SLG: 0.231 (1, 2)										0 0 0 0 0 0 0												
25 Lewis Brinson, R OBP: 0.283, SLG: 0.327 (1, 9)										4 1 1 1 0 0 1												
7 Matt Joyce, L OBP: 0.372, SLG: 0.373 (7, PH) (7, 9)										4 1 1 0 0 1 2												
Inning Stats	R: 0 E: 0 K: 0 S: 6	H: 0 LOB: 0 BB: 0 P: 12	R: 0 E: 0 K: 1 S: 7	H: 0 LOB: 0 BB: 0 P: 11	R: 1 E: 0 K: 0 S: 8	H: 2 LOB: 0 BB: 0 P: 14	R: 1 E: 0 K: 1 S: 11	H: 1 LOB: 0 BB: 0 P: 15	R: 2 E: 0 K: 0 S: 13	H: 4 LOB: 2 BB: 0 P: 21	R: 0 E: 0 K: 3 S: 11	H: 0 LOB: 0 BB: 0 P: 15	R: 0 E: 0 K: 1 S: 10	H: 1 LOB: 2 BB: 1 P: 15	R: 0 E: 0 K: 1 S: 8	H: 0 LOB: 0 BB: 0 P: 11	R: 0 E: 1 K: 1 S: 12	H: 0 LOB: 2 BB: 1 P: 22	1B: 4 2B: 2 3B: 0 HR: 2	SF: 0 SAC: 0 DP: 1 HBP: 0	WP: 0 PB: 0 SB: 0 CS: 0	PA: 37
PITCHER	IP	WLS	BF	H	R	ER	SO	BB	IBB	HBP	BLK	WP	HR	S	P	ERA	WHIP					
61 Josh Fleming, L ERA: 3.52 (1, 1)	5.0	W	21	7	4	4	2	0	0	0	0	0	2	45	73	7.20	1.400					
81 Ryan Thompson, R ERA: 4.19 (6, 1)	1.0	H	3	0	0	0	3	0	0	0	0	0	0	11	15	0.00	0.000					
29 Pete Fairbanks, R ERA: 2.6 (7, 1)	1.0	H	5	1	0	0	1	1	0	0	0	0	0	10	15	0.00	2.000					
63 Diego Castillo, R ERA: 2.3 (8, 1)	1.0	H	3	0	0	0	1	0	0	0	0	0	0	8	11	0.00	0.000					
70 Nick Anderson, R ERA: (9, 1)	1.0	S	5	0	0	0	1	1	0	0	0	0	0	12	22	0.00	1.000					

Miami Marlins @ Tampa Bay Rays
Tropicana Field, St. Petersburg, FL
Fri Sep 04 2020, 6:41 PM - 9:37 PM EDT
Roof Closed - 72 F

livebaseballscorecards.com

AB 35
R 4
H 8
RBI 4
BB 2
SO 8
LOB 12



Batter	1	2	3	4	5	6	7	8	9	
26 Ji Man Choi, L OBP: 0.315, SLG: 0.390 (1, 3)	 C SI 92 S SI 94 F FF 94 B CH 88 S FF 94		 C CH 86 X CH 87	 C CU 80 B FF 93 F CH 87 S FF 93		 C CH 83 F FF 89 S FF 89				
8 Brandon Lowe, L OBP: 0.351, SLG: 0.574 (1, 4)	 B CU 78 X SI 94		 S SI 94 X CH 88		 B FF 91 C FF 90 F FF 91 X FF 91		 F SI 88 F SI 89 S SL 77			
18 Joey Wendle, L OBP: 0.333, SLG: 0.423 (1, 5)	 C SI 94 X FC 91			 C FC 89 F CH 86 B CH 87 X FF 94	 B FF 92 B CH 83 B FF 92 C FF 90 C FF 91 B FF 93	 B FF 92 B CH 83 B FF 92 C FF 90 C FF 91 B FF 93	 C SI 88 B SL 80 X SI 88			
17 Austin Meadows, L OBP: 0.324, SLG: 0.419 (1, 7)	 B SI 94 B SI 93 T FF 94 S FF 94			 F SI 93 B FC 90 C FC 88 B CH 93 B CH 89 F FF 94 D CH 88	 1 SAFE F FF 92 B CH 84 X FF 91	 1 SAFE F FF 92 B CH 84 X FF 91	 C SL 78 B FC 86 X SI 89			
1 Willy Adames, R OBP: 0.387, SLG: 0.566 (1, 6)		 B SI 92 B SI 93 F SI 92 B CH 86 F SI 94 F FF 96 S CH 88		 B SI 94 C SI 94 D CH 86 F SI 94 S CH 88	 B FF 91 B CH 84 S FF 91 S FF 91 S FF 92 S CH 85	 B FF 91 B CH 84 S FF 91 S FF 91 S FF 92 S CH 85		 S SL 79 S SL 82 B SL 81 B SL 81 S SL 80		
25 Yoshi Tsutsugo, L OBP: 0.342, SLG: 0.440 (1, 10)		 B SI 94 C FC 91 B FF 94 F CH 87 F FF 95 X CU 80		 B SI 95 X CH 87	 B FF 92 D CH 85 T FF 92 B FF 92 B FF 91	 B FF 92 D CH 85 T FF 92 B FF 92 B FF 91	 B FF 87 B FF 86 C FF 86 B SL 80 B SL 85			
14 Brett Phillips, L OBP: 0.294, SLG: 0.387 (8, PR) (9, 10)				 1-2 2-3	 1-2 2-3	 1-2 2-3	 39 S 13 E BB			
13 Manuel Margot, R OBP: 0.333, SLG: 0.375 (1, 9)		 B SI 95 X SI 94		 C SI 94 F SI 93 F CH 88 F FF 93 X SI 94	 B FC 88 F FF 89 B FC 88 B FC 88 F FF 90 C FF 90	 B FC 88 F FF 89 B FC 88 B FC 88 F FF 90 C FF 90	 B SL 80 1 SAFE B FF 86 B SL 79 1 SAFE B FF 86			
39 Kevin Kiermaier, L OBP: 0.339, SLG: 0.396 (1, 8)		 C FF 93 X CH 88		 B FF 94 S FF 94 F FF 94 B CH 89 B FF 94 F FF 93 B FF 94		 C FF 88 C CH 82 B FF 89 B SI 90 S CH 84	 F FF 86 S CH 83 S SL 80			
7 Michael Pérez, L OBP: 0.228, SLG: 0.250 (1, 2)			 C FF 93 S FF 93 B FF 93 S CH 87	 B FF 94 D CH 88 F FF 93 F FF 93 X CH 84	 B FF 94 D CH 88 F FF 93 F FF 93 X CH 84	 F FF 89 B FF 88 B FF 88 B FF 89 S FF 89 X CH 84	 B FF 87 X FF 86			

Inning Stats	R: 0 E: 0 K: 2 S: 10	H: 1 LOB: 1 BB: 0 P: 14	R: 1 E: 0 K: 1 S: 12	H: 1 LOB: 0 BB: 0 P: 18	R: 0 E: 0 K: 1 S: 7	H: 0 LOB: 0 BB: 0 P: 8	R: 4 E: 0 K: 2 S: 23	H: 3 LOB: 1 BB: 2 P: 38	R: 0 E: 0 K: 2 S: 15	H: 1 LOB: 3 BB: 2 P: 30	R: 0 E: 0 K: 2 S: 9	H: 0 LOB: 0 BB: 0 P: 14	R: 0 E: 0 K: 1 S: 7	H: 0 LOB: 0 BB: 0 P: 9	R: 0 E: 1 K: 2 S: 8	H: 0 LOB: 3 BB: 2 P: 19
--------------	-------------------------------	----------------------------------	-------------------------------	----------------------------------	------------------------------	---------------------------------	-------------------------------	----------------------------------	-------------------------------	----------------------------------	------------------------------	----------------------------------	------------------------------	---------------------------------	------------------------------	----------------------------------

Batter	1	2	3	4	5	6	7	8	9	AB	R	H	RBI	BB	SO	LOB
49 Pablo López, R ERA: 3.05 (1, 1)	4.0	0.2	1.1	1.0	1.0	4.0	0.2	1.1	1.0	4	0	1	3	0	1	3
96 Alex Vesia, L ERA: 15.0 (5, 1)	0.2	5	4	3	3	4	5	4	3	0	0	0	0	0	0	0
44 Nick Vincent, R ERA: 3.29 (5, 1)	1.1	4	0	0	0	0	0	0	0	0	0	0	0	0	0	0
35 Richard Bleier, L ERA: 2.7 (7, 1)	1.0	3	0	0	0	0	0	0	0	0	0	0	0	0	0	0
39 James Hoyt, R ERA: 1.93 (8, 1)	1.0	5	0	0	0	2	0	0	0	2	0	0	0	0	0	0

MIAMI MARLINS @ TAMPA BAY RAYS
Tropicana Field, St. Petersburg, FL
 Fri Sep 04 2020, 6:41 PM - 9:37 PM EDT
 Roof Closed - 72 F

AB	30
R	5
H	6
RBI	5
BB	6
SO	13
LOB	17

PITCHER	IP	WLS	BF	H	R	ER	SO	BB	IBB	HBP	BLK	WP	HR	S	P	ERA	WHIP
49 Pablo López, R	4.0	0	19	5	5	5	6	2	0	0	0	0	1	52	78	11.25	1.750
96 Alex Vesia, L	0.2	0	5	1	0	0	1	2	0	0	0	0	0	12	24	0.00	4.500
44 Nick Vincent, R	1.1	0	4	0	0	0	3	0	0	0	0	0	0	12	20	0.00	0.000
35 Richard Bleier, L	1.0	0	3	0	0	0	1	0	0	0	0	0	0	7	9	0.00	0.000
39 James Hoyt, R	1.0	0	5	0	0	0	2	2	0	0	0	0	0	8	19	0.00	2.000

Batter	1	2	3	4	5	6	7	8	9	AB R H RBI BB SO LOB	TOP											
5 Jon Berti, R OBP: 0.349, SLG: 0.355 (1, 4)										5 0 0 0 0 3 3												
6 Starling Marte, R OBP: 0.368, SLG: 0.439 (1, 8)										5 0 0 0 0 1 1												
24 Jesús Aguilar, R OBP: 0.330, SLG: 0.471 (1, 3)										2 3 1 0 3 0 0												
15 Brian Anderson, R OBP: 0.326, SLG: 0.417 (1, 5)										5 1 1 0 0 1 3												
25 Lewis Brinson, R OBP: 0.298, SLG: 0.358 (1, 9)										4 1 2 0 0 2 1												
47 Harold Ramírez, R OBP: 0.273, SLG: 0.200 (1, 7)										3 1 1 1 0 0 1												
7 Matt Joyce, L OBP: 0.380, SLG: 0.382 (5, 7)										4 1 1 2 0 1 1												
23 Corey Dickerson, L OBP: 0.289, SLG: 0.405 (1, 10)										4 0 0 0 0 2 0												
38 Jorge Alfaro, R OBP: 0.217, SLG: 0.209 (1, 2)										2 0 1 0 2 0 0												
19 Miquel Rojas, R OBP: 0.433, SLG: 0.549 (1, 6)																						
Inning Stats	R: 0 E: 0 K: 2 S: 10	H: 0 LOB: 1 BB: 1 P: 16	R: 0 E: 0 K: 2 S: 9	H: 0 LOB: 0 BB: 0 P: 15	R: 0 E: 0 K: 2 S: 13	H: 1 LOB: 1 BB: 0 P: 21	R: 4 E: 0 K: 2 S: 14	H: 3 LOB: 1 BB: 2 P: 24	R: 1 E: 1 K: 0 S: 11	H: 2 LOB: 1 BB: 0 P: 16	R: 0 E: 0 K: 2 S: 8	H: 0 LOB: 1 BB: 1 P: 13	R: 2 E: 0 K: 0 S: 13	H: 2 LOB: 1 BB: 1 P: 22	R: 0 E: 0 K: 0 S: 8	H: 0 LOB: 0 BB: 0 P: 13	R: 0 E: 0 K: 0 S: 6	H: 0 LOB: 0 BB: 0 P: 8	1B: 5 2B: 2 3B: 0 HR: 1	SF: 0 SAC: 0 DP: 0 HBP: 0	WP: 0 PB: 1 SB: 0 CS: 0	PA: 40
PITCHER	IP WLS BF H R ER SO BB IBB HBP BLK WP HR S P ERA WHIP																					
4 Blake Snell, L ERA: 3.74 (1, 1)	5.0 L 24 6 5 4 8 3 0 0 0 0 0 1 57 92 7.20 1.800																					
57 Aaron Slegers, R ERA: 5.14 (6, 1)	2.0 10 2 2 2 2 2 0 0 0 0 0 0 21 35 9.00 2.000																					
21 Cody Reed, L ERA: 4.5 (8, 1)	0.2 2 0 0 0 0 0 0 0 0 0 0 0 5 10 0.00 0.000																					
15 Aaron Loup, L ERA: 3.18 (8, 1)	1.1 4 0 0 0 0 0 0 0 0 0 0 0 9 11 0.00 0.000																					

Miami Marlins @ Tampa Bay Rays
Tropicana Field, St. Petersburg, FL
Sat Sep 05 2020, 6:42 PM - 9:56 PM EDT
Roof Closed - 72 F

livebaseballscorecards.com

AB	35
R	7
H	8
RBI	5
BB	5
SO	10
LOB	10



BOTTOM

Miami Marlins @ Tampa Bay Rays
Tropicana Field, St. Petersburg, FL
Sat Sep 05 2020, 6:42 PM - 9:56 PM EDT
Roof Closed - 72 F

livebaseballscorecards.com

AB 32
R 3
H 6
RBI 3
BB 5
SO 10
LOB 16



WP: 0 PA: 37
PB: 0
SB: 0
CS: 0

AB R H RBI BB SO LOB

5	0	0	0	0	2	4
3	0	0	0	1	1	2
2	0	1	0	1	1	1
1	0	0	0	0	0	0
3	0	0	0	0	2	3
1	0	0	0	0	0	0
4	0	0	0	0	1	2
3	1	0	0	1	0	2
2	2	0	0	2	2	0
2	0	0	0	0	1	1
2	0	2	0	0	0	0
4	0	3	3	0	0	1
1B: 4	SF: 0					
2B: 2	SAC: 0					
3B: 0	DP: 1					
HR: 0	HBP: 0					

Batter	1	2	3	4	5	6	7	8	9
18 Joey Wendle, L OBP: 0.319, SLG: 0.404 (1, 6)	0-3 K2-3		1-3 K		0-2 F7			1-2 L8	0-1 G3
8 Brandon Lowe, L OBP: 0.349, SLG: 0.561 (1, 4)	4-2 BB		2-2 G4-3		0-0 F7			3-3 K	
26 Ji Man Choi, L OBP: 0.323, SLG: 0.402 43 Mike Brosseau, R OBP: 0.373, SLG: 0.679 (1, 3) (8, 3)	1-2 K			4-1 BB		1-0 35 G6-3 2B		0-1 G5-3	
17 Austin Meadows, L OBP: 0.315, SLG: 0.406 14 Brett Phillips, L OBP: 0.286, SLG: 0.375 (1, 7) (8, 8)	2-0 G4-3		2-3 K		3-3 K			2-2 F8	
35 Nathaniel Lowe, L (1, 5)		1-3 K		0-0 F7		2-0 G6-3		1-2 G6-3	
11 Hunter Renfroe, R OBP: 0.229, SLG: 0.362 (1, 9)		0-1 G5-3		0-2 G5-3		1-2 G6-3		4-1 56 1B 7 1B 25 BB	
25 Yoshi Tsutsugo, L OBP: 0.348, SLG: 0.430 (1, 10)		3-3 K		4-2 7 2B BB		2-3 K		4-2 56 1B 7 1B BB	
39 Kevin Kiermaier, L OBP: 0.333, SLG: 0.388 56 Randy Arozarena, R (PH) OBP: 0.500, SLG: 0.636 (1, 8) (8, 7)		2-3 K		0-2 P6		1-1 7 1B		0-1 7 1B	
7 Michael Pérez, L OBP: 0.262, SLG: 0.304 (1, 2)		1-1 1B		3-1 2B		1-1 G3-6-3-4		2-2 1B	

Inning Stats	R: 0	H: 0	E: 0	K: 2	S: 12	LOB: 1	BB: 1	P: 19	R: 0	H: 0	E: 0	K: 2	S: 9	LOB: 0	BB: 0	P: 13	R: 0	H: 1	E: 0	K: 2	S: 12	LOB: 1	BB: 0	P: 18	R: 0	H: 0	E: 0	K: 1	S: 8	LOB: 1	BB: 1	P: 14	R: 1	H: 1	E: 0	K: 0	S: 13	LOB: 1	BB: 1	P: 20	R: 0	H: 1	E: 0	K: 1	S: 10	LOB: 1	BB: 0	P: 17	R: 0	H: 1	E: 0	K: 1	S: 10	LOB: 0	BB: 0	P: 14	R: 0	H: 0	E: 0	K: 1	S: 8	LOB: 0	BB: 0	P: 12	R: 2	H: 2	E: 0	K: 0	S: 18	LOB: 2	BB: 2	P: 31	1B: 4	SF: 0	2B: 2	SAC: 0	3B: 0	DP: 1	HR: 0	HBP: 0	WP: 0	PA: 37
--------------	------	------	------	------	-------	--------	-------	-------	------	------	------	------	------	--------	-------	-------	------	------	------	------	-------	--------	-------	-------	------	------	------	------	------	--------	-------	-------	------	------	------	------	-------	--------	-------	-------	------	------	------	------	-------	--------	-------	-------	------	------	------	------	-------	--------	-------	-------	------	------	------	------	------	--------	-------	-------	------	------	------	------	-------	--------	-------	-------	-------	-------	-------	--------	-------	-------	-------	--------	-------	--------

PITCHER	IP	WLS	BF	H	R	ER	SO	BB	IBB	HBP	BLK	WP	HR	S	P	ERA	WHIP
22 Sandy Alcantara, R ERA: 3.78 (1, 1)	6.0	W	24	3	1	1	8	3	0	0	0	0	0	64	101	1.50	1.000
35 Richard Bleier, L ERA: 2.45 (7, 1)	1.0		3	1	0	0	1	0	0	0	0	0	0	10	14	0.00	1.000
86 Brandon Leibrandt, L ERA: 2.0 (8, 1)	1.2		9	2	2	2	1	2	0	0	0	0	0	24	41	10.80	2.400
27 Brandon Kintzler, R ERA: 2.45 (9, 1)	0.1	S	1	0	0	0	0	0	0	0	0	0	0	2	2	0.00	0.000

Batter	1	2	3	4	5	6	7	8	9	10	AB R H RBI BB SO LOB	TOP											
23 Corey Dickerson, L OBP: 0.294, SLG: 0.417 25 Lewis Brinson, R OBP: 0.298, SLG: 0.358	(1, 7) 4-2 B FF 92 S FF 93 B SL 86 T FF 93 B FF 95 B FF 97 B FF 96 B FF 96		(1, 2) 1-2 B FF 93 C SI 88 F FF 96 X CU 81		(2, 2) 2-2 B SI 85 S FF 94 B SI 88 F FF 95 F FF 96 F CU 81 X SI 89		(2, 2) 2-2 B FF 98 C CH 83 D CH 94 X SL 88		(3, 3) 0-0 X SL 86	(3, 3) 0-0	4 2 1 0 1 0 3 0 1 0 0 0 0 0												
6 Starling Marte, R OBP: 0.369, SLG: 0.458	(1, 8) 1-1 C FF 96 B CU 80 X CU 80		(1, 3) 1-3 F FF 95 B FF 96 S FF 96 S FF 97		(2, 2) 0-1 C CU 79 X SI 90			(1, 2) 1-2 C FF 97 S SL 89 S SL 85 X SL 86		(1, 3) 0-0 X SL 83	5 1 2 2 0 1 1												
24 Jesús Aguilar, R OBP: 0.325, SLG: 0.458	(1, 10) 3-1 B FF 96 S FF 95 B FF 96 C FF 95 X FF 95		(0, 1) 0-1 F FF 97 X FF 97		(2, 2) 2-2 B CU 81 B CU 81 C SI 90 F FF 96 F CU 81 X FF 96			(1, 3) 1-3 B FF 98 C FF 96 S SL 87 S SL 98		(2, 2) 1-2 B SL 84 S SL 83 C SL 87 X SL 87	5 0 1 1 0 1 1												
7 Matt Joyce, L OBP: 0.381, SLG: 0.375	(1, 9) 4-1 B CU 78 S FF 95 C FF 95 B CU 78 B FF 95		(1, 3) 1-3 B CU 80 S FF 96 C SI 91 S CU 82		(3, 3) 3-3 F FF 95 B FF 94 F FF 95 S CU 82 S CU 79			(2, 2) 3-2 B FF 97 S SL 88 D SL 88 B FF 97 S SL 87 X SL 87		(2, 2) 2-2 C SL 85 S SL 87 C FF 96 F SL 88 X SL 85	4 0 1 1 1 2 2												
15 Brian Anderson, R OBP: 0.328, SLG: 0.412	(1, 5) 0-3 C CU 80 S FF 97 1 SAFE 1 SAFE F FF 97 S FF 97		(1, 0) 1-0 B FF 96 X CU 79		(4, 2) 4-2 B FF 94 C CU 81 B FF 96 F FF 96 B CU 83 B CU 81			(2, 1) 2-1 S SL 86 B FF 97 X SL 87		(1, 2) 1-2 B FF 95 1 SAFE F SL 85 F FF 95 1 SAFE F SL 86 F FF 95 T FF 95	4 0 1 0 1 2 3												
68 Lewin Díaz, L OBP: 0.195, SLG: 0.205 5 Jon Berti, R OBP: 0.349, SLG: 0.355	(1, 3) 2-3 C FF 97 B FF 96 C CU 82 C CU 82		(3, 3) 3-3 B CU 79 B FF 96 C SI 88 C CU 79 B CU 82 F FF 96 C CU 81		(1, 2) 1-2 F SI 90 B CU 76 S CU 77 X SI 92			(2, 0) 2-0 B SL 86 B FF 96 X SI 96			4 0 1 0 0 2 4 0 0 0 0 0 0 0												
70 Jazz Chisholm Jr., L OBP: 0.125, SLG: 0.125		(1, 3) 1-3 C FF 95 B CU 80 C CU 79 S CU 82		(2, 0) 2-0 B CU 77 B CU 78 X FF 95			(1, 2) 1-2 C FC 83 C SI 91 B CU 78 X CU 77		(1, 1) 0-1 L SI 96 X SL 85		4 0 1 0 0 1 1												
65 Eddy Alvarez, L OBP: 0.268, SLG: 0.216 26 Garrett Cooper, R OBP: 0.289, SLG: 0.541 38 Jorge Alfaro, R OBP: 0.217, SLG: 0.209	(1, 4) 1-4 (9, PH) (9, 2)		(1, 3) 1-3 C CU 77 F FF 97 B CU 80 S CU 82		(2, 3) 2-3 F FF 95 B CU 80 C CU 80 B CU 82 S CU 82			(2, 3) 2-3 B SI 92 F FC 84 1 SAFE B CH 80 C SI 93 S SI 93		(2, 2) 0-0 X SI 95	3 0 0 0 0 3 1 1 0 0 0 0 0 1 0 0 0 0 0 0 0												
17 Chad Wallach, R OBP: 0.300, SLG: 0.250 19 Miguel Rojas, R OBP: 0.443, SLG: 0.549	(1, 2) 1-2 (9, PH) (9, 3)		(1, 2) 1-2 F FF 95 S SI 91 B CU 83 X SI 90		(1, 2) 1-2 C CU 78 C CU 80 B FF 96 X CU 82			(4, 1) 4-1 B SL 87 B SL 87 B FF 98 C FF 97 B SL 88		(4, 2) 4-2 C SI 95 S SL 86 S SL 88 B SL 87 B SL 87 B SL 86	2 0 0 0 1 0 0 0 0 0 0 1 0 0												
Inning Stats	R: 2 E: 0 K: 2 S: 16	H: 1 LOB: 1 BB: 2 P: 30	R: 0 E: 0 K: 2 S: 9	H: 0 LOB: 0 BB: 0 P: 12	R: 1 E: 0 K: 3 S: 16	H: 3 LOB: 2 BB: 0 P: 23	R: 0 E: 0 K: 1 S: 7	H: 0 LOB: 0 BB: 0 P: 12	R: 0 E: 0 K: 1 S: 9	H: 0 LOB: 0 BB: 1 P: 17	R: 0 E: 0 K: 1 S: 10	H: 1 LOB: 1 BB: 1 P: 19	R: 0 E: 0 K: 1 S: 11	H: 1 LOB: 1 BB: 0 P: 18	R: 0 E: 0 K: 0 S: 7	H: 1 LOB: 2 BB: 1 P: 13	R: 1 E: 0 K: 1 S: 12	H: 1 LOB: 1 BB: 0 P: 16	1B: 5 2B: 1 3B: 1 HR: 1	SF: 0 SAC: 0 DP: 1 HBP: 0	WP: 0 PB: 0 SB: 1 CS: 3	PA: 41	
PITCHER	IP WLS BF H R ER SO BB IBB HBP BLK WP HR S P ERA WHIP																						
20 Tyler Glasnow, R ERA: 4.35	(1, 1) 5.1																						
15 Aaron Loup, L ERA: 2.95	(6, 1) 1.1																						
29 Pete Fairbanks, R ERA: 2.41	(7, 1) 1.1																						
63 Diego Castillo, R ERA: 2.16	(9, 1) 1.0																						
84 John Curtiss, R ERA: 1.84	(10, 1) 1.0	W																					

Miami Marlins @ Tampa Bay Rays
Tropicana Field, St. Petersburg, FL
Sun Sep 06 2020, 1:13 PM - 4:28 PM EDT
Dome - 72 F

livebaseballscorecards.com

AB 36
R 4
H 8
RBI 4
BB 5
SO 12
LOB 17



BOTTOM

Miami Marlins @ Tampa Bay Rays
 Tropicana Field, St. Petersburg, FL
 Sun Sep 06 2020, 1:13 PM - 4:28 PM EDT
 Dome - 72 F

livebaseballscorecards.com



AB 34
R 5
H 6
RBI 5
BB 2
SO 15
LOB 5

WP: 0 PA: 37
 PB: 0
 SB: 2
 CS: 0

AB	R	H	RBI	BB	SO	LOB
2	0	0	0	1	0	0
1	0	0	1	0	0	0

4	2	3	2	0	0	1
---	---	---	---	---	---	---

4	0	0	0	0	3	2
---	---	---	---	---	---	---

4	0	1	0	0	2	0
---	---	---	---	---	---	---

4	0	0	0	0	3	1
---	---	---	---	---	---	---

4	1	0	0	0	2	0
---	---	---	---	---	---	---

3	1	1	1	0	0	0
1	0	1	1	0	0	0
0	1	0	0	0	0	0

2	0	0	0	0	2	0
---	---	---	---	---	---	---

1	0	0	0	0	1	0
1	0	0	0	0	0	1

3	0	0	0	0	2	0
0	0	0	0	1	0	0

1B:	2	SF:	1
2B:	1	SAC:	0
3B:	0	DP:	0
HR:	3	HBP:	0

Batter	1	2	3	4	5	6	7	8	9	10
13 Manuel Margot, R OBP: 0.333, SLG: 0.367 8 Brandon Lowe, L OBP: 0.344, SLG: 0.556	G6-3		56 S BB		G5-3			L5		SF8
56 Randy Arozarena, R OBP: 0.556, SLG: 1.067	HR		F9			HR		1B		
17 Austin Meadows, L OBP: 0.304, SLG: 0.390	K		K			G3		K		
43 Mike Brosseau, R OBP: 0.365, SLG: 0.649	1B				K	L9		K		
1 Willy Adames, R OBP: 0.376, SLG: 0.548	K				K	G6-3		K		
18 Joey Wendle, L OBP: 0.309, SLG: 0.389		F7			K			K		7 F8 8 SF8
11 Hunter Renfroe, R OBP: 0.231, SLG: 0.392 26 Ji Man Choi, L OBP: 0.328, SLG: 0.417 14 Brett Phillips, L OBP: 0.286, SLG: 0.375		F7				HR		P4		7 F8 8 SF8 2B
44 Kevan Smith, R OBP: 0.455, SLG: 0.375 25 Yoshi Tsutsugo, L OBP: 0.345, SLG: 0.426 7 Michael Pérez, L OBP: 0.258, SLG: 0.298						K		K		F8
35 Nathaniel Lowe, L OBP: 0.339, SLG: 0.388 39 Kevin Kiermaier, L OBP: 0.339, SLG: 0.388						K		L6		BB

Inning Stats	R: 1	H: 2	R: 0	H: 0	R: 0	H: 0	R: 1	H: 1	R: 1	H: 1	R: 0	H: 0	R: 0	H: 1	R: 0	H: 0	R: 2	H: 1
	E: 0	LOB: 1	E: 0	LOB: 0	E: 0	LOB: 0	E: 0	LOB: 0	E: 0	LOB: 0	E: 0	LOB: 0	E: 0	LOB: 1	E: 0	LOB: 0	E: 0	LOB: 2
	K: 2	BB: 0	K: 1	BB: 0	K: 3	BB: 0	K: 2	BB: 0	K: 0	BB: 0	K: 1	BB: 0	K: 3	BB: 0	K: 3	BB: 0	K: 0	BB: 1
	S: 14	P: 20	S: 7	P: 10	S: 9	P: 13	S: 14	P: 19	S: 11	P: 17	S: 9	P: 13	S: 7	P: 11	S: 11	P: 15	S: 8	P: 16

PITCHER	IP	WLS	BF	H	R	ER	SO	BB	IBB	HBP	BLK	WP	HR	S	P	ERA	WHIP
95 Trevor Rogers, L ERA: 3.0	6.0		23	4	3	3	10	1	0	0	0	0	3	65	100	4.50	0.833
33 Brad Boxberger, R ERA: 1.5	1.0		3	0	0	0	1	0	0	0	0	0	0	9	13	0.00	0.000
93 Yimi Garcia, R ERA:	2.0		7	1	0	0	4	0	0	0	0	0	0	18	26	0.00	0.500
27 Brandon Kintzler, R ERA: 2.93	0.2	L	4	1	2	1	0	1	0	0	0	0	0	8	16	13.50	3.000

Batter	1	2	3	4	5	6	7	8	9	AB R H RBI BB SO LOB	TOP									
17 Austin Meadows, L (1, 7) OBP: 0.300, SLG: 0.375	0-1 F7	3-1 F8			2-2 F7		0-3 K		4-2 BB	4 0 0 0 1 1 3										
8 Brandon Lowe, L (1, 9) OBP: 0.344, SLG: 0.551	0-0 1B		2-3 K		0-0 F7			1-2 HR	1-3 K	3 0 1 0 0 1 0										
56 Randy Arozarena, R (7, 9) OBP: 0.550, SLG: 1.176										2 1 1 1 0 1 3										
18 Joey Wendle, L (1, 4) OBP: 0.315, SLG: 0.393	2-2 1B		0-1 26 S 1B		1-3 K			0-0 G4-3		4 0 2 0 0 1 0										
26 Ji Man Choi, L (1, 3) OBP: 0.318, SLG: 0.402	2-2 P2		0-1 P5		1-3 K			0-0 F7		4 0 0 0 0 0 3										
1 Willy Adames, R (1, 6) OBP: 0.366, SLG: 0.531	0-3 K		1-0 P5		2-3 K			0-0 K		4 0 0 0 0 3 3										
25 Yoshi Tsutsugo, L (1, 5) OBP: 0.333, SLG: 0.408		2-1 F7		0-2 F7		1-0 G5-3			3-2 L8	4 0 0 0 0 0 0										
39 Kevin Kiermaier, L (1, 8) OBP: 0.347, SLG: 0.406		1-0 2B		3-2 35 FC4-6 1B			1-2 G3-1		1-3 K	3 0 2 0 0 0 0										
14 Brett Phillips, L (7, 8) OBP: 0.278, SLG: 0.364										1 0 0 0 0 1 0										
35 Nathaniel Lowe, L (1, 10) OBP: 0.267, SLG: 0.167		4-0 BB		0-2 FC4-6			1-3 K		3-2 17 BB 2B	3 0 1 0 1 1 1										
44 Kevan Smith, R (1, 2) OBP: 0.467, SLG: 0.455		3-3 K		2-3 K			1-1 2B		4-2 17 BB BB	3 0 1 0 1 2 3										
Inning Stats	R: 0 E: 0 K: 1 S: 15	H: 2 LOB: 2 BB: 0 P: 19	R: 0 E: 0 K: 1 S: 8	H: 1 LOB: 2 BB: 1 P: 21	R: 0 E: 0 K: 1 S: 8	H: 1 LOB: 1 BB: 0 P: 11	R: 0 E: 0 K: 1 S: 15	H: 1 LOB: 1 BB: 0 P: 20	R: 0 E: 0 K: 1 S: 8	H: 0 LOB: 0 BB: 0 P: 11	R: 0 E: 0 K: 2 S: 11	H: 1 LOB: 1 BB: 0 P: 14	R: 1 E: 0 K: 1 S: 8	H: 1 LOB: 0 BB: 0 P: 12	R: 0 E: 0 K: 2 S: 19	H: 1 LOB: 3 BB: 2 P: 35	1B: 4 2B: 3 3B: 0 HR: 1	SF: 0 SAC: 0 DP: 0 HBP: 0	WP: 0 PB: 0 SB: 1 CS: 0	PA: 38
PITCHER	IP WLS BF H R ER SO BB IBB HBP BLK WP HR S P ERA WHIP																			
31 Max Scherzer, R (1, 1) ERA: 3.4	7.0 W 28 6 0 0 8 1 0 0 0 0 0 0 70 104 0.00 1.000																			
21 Tanner Rainey, R (8, 1) ERA: 2.45	1.0 4 1 1 1 1 0 0 0 0 0 1 8 12 9.00 1.000																			
36 Will Harris, R (9, 1) ERA: 2.61	0.2 5 1 0 0 1 2 0 0 0 0 0 0 16 31 0.00 4.500																			
44 Daniel Hudson, R (9, 1) ERA: 6.14	0.1 S 1 0 0 0 1 0 0 0 0 0 0 0 3 4 0.00 0.000																			

Tampa Bay Rays @ Washington Nationals
 Nationals Park, Washington, DC
 Mon Sep 07 2020, 6:05 PM - 8:46 PM EDT
 Clear - 80 F

AB	35
R	1
H	8
RBI	1
BB	3
SO	11
LOB	16



livebaseballscorecards.com

Batter	1	2	3	4	5	6	7	8	9	AB R H RBI BB SO LOB
2 Adam Eaton, L OBP: 0.269, SLG: 0.363 (1, 9)	0-3 K		1-1 F9		0-1 L4	0-1 F8				4 0 0 0 0 1 3
7 Trea Turner, R OBP: 0.413, SLG: 0.626 (1, 6)	0-1 G2-3		0-2 28 2B 1B		0-3 K		2-2 F8			4 1 1 1 0 1 0
27 Brock Holt, L OBP: 0.313, SLG: 0.286 (1, 10)	3-2 G4-3		1-1 L7		0-0 28 1B 5 1B 2B	2-2 28 1B				4 1 2 0 0 0 1
28 Kurt Suzuki, R OBP: 0.355, SLG: 0.415 (1, 2)		0-1 F9	0-2 1B 2B		1-0 9 FC6 3 2B 1B	2-1 5 G6-4-3 1B				4 1 3 1 0 0 0
5 Josh Harrison, R OBP: 0.375, SLG: 0.575 (1, 4)		4-0 9 1B 8 FC6-4 BB	1-2 P5		1-0 9 FC6 1B	2-0 G6-4-3				3 1 1 1 1 0 3
9 Eric Thames, L OBP: 0.291, SLG: 0.323 (1, 3)		0-1 8 FC6-4 1B		2-3 K	1-0 FC6 3 2B 8 S		2-3 K			4 1 1 0 0 2 2
8 Carter Kieboom, R OBP: 0.351, SLG: 0.197 (1, 5)		0-0 FC6-4		0-0 G5-3	4-2 3 2B BB		0-2 F8			3 0 0 1 1 0 1
3 Michael Taylor, R OBP: 0.231, SLG: 0.452 (1, 7)		0-0 G4-3		0-0 F9	0-2 2B		2-3 K2-3			4 0 1 2 0 1 1
16 Victor Robles, R OBP: 0.326, SLG: 0.350 (1, 8)			0-1 2 F9 7 1B 2B		0-1 G6-3	1-0 F8				3 1 1 0 0 0 2

Inning Stats	R: 0	H: 0	E: 0	K: 1	S: 10	R: 1	H: 1	E: 0	K: 0	S: 6	R: 2	H: 3	E: 0	K: 0	S: 17	R: 0	H: 0	E: 0	K: 1	S: 5	R: 0	H: 0	E: 0	K: 1	S: 7	R: 3	H: 4	E: 0	K: 0	S: 12	R: 0	H: 2	E: 0	K: 0	S: 9	R: 0	H: 0	E: 0	K: 2	S: 9	1B: 6	2B: 4	3B: 0	HR: 0	SF: 0	SAC: 0	DP: 1	HBP: 0	WP: 0	PB: 0	SB: 1	CS: 0	PA: 35							
PITCHER	IP	WLS	BF	H	R	ER	SO	BB	IBB	HBP	BLK	WP	HR	S	P	ERA	WHIP													IP	WLS	BF	H	R	ER	SO	BB	IBB	HBP	BLK	WP	HR	S	P	ERA	WHIP														
50 Charlie Morton, R ERA: 4.94 (1, 1)	5.0	L	20	4	3	3	3	1	0	0	0	0	0	45	57	5.40	1.000																																											
34 Trevor Richards, R ERA: 5.34 (6, 1)	3.0		15	6	3	3	2	1	0	0	0	0	0	30	50	9.00	2.333																																											

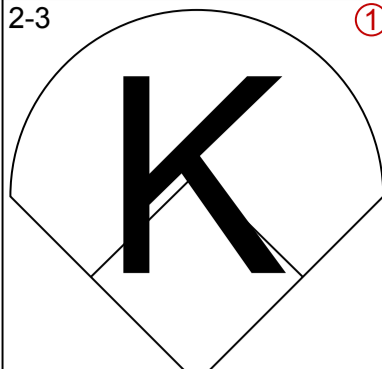
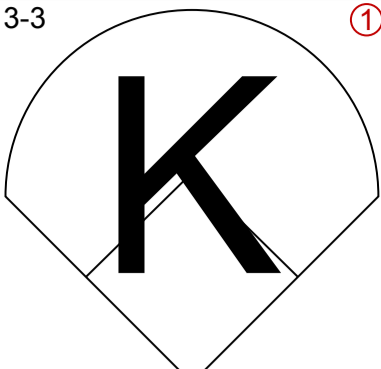
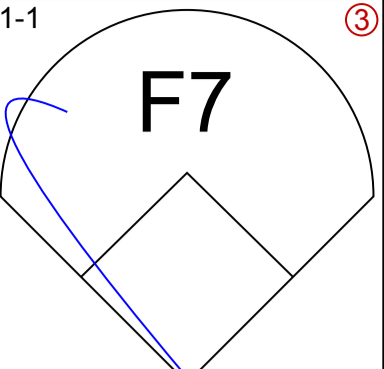
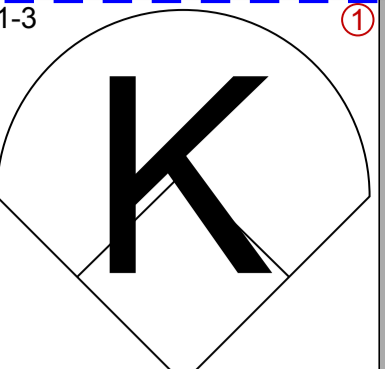
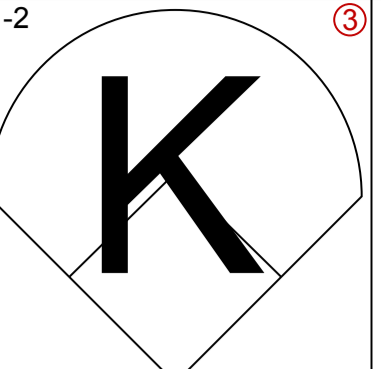
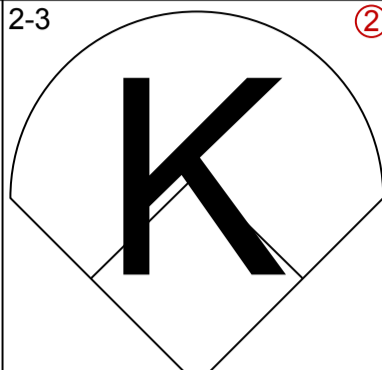
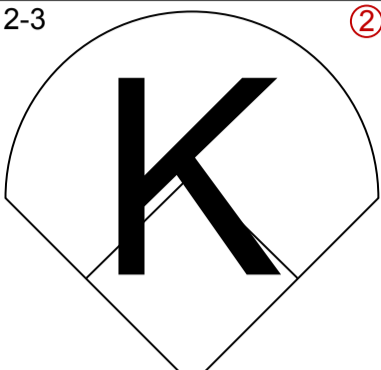
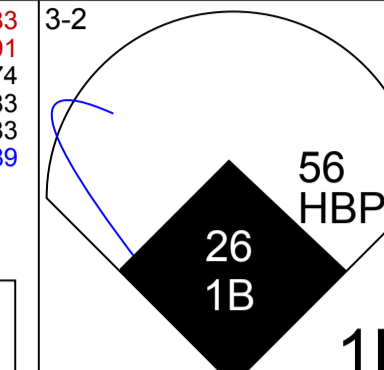
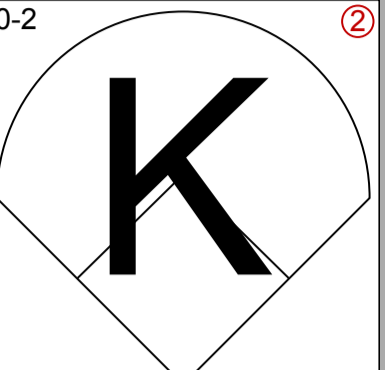
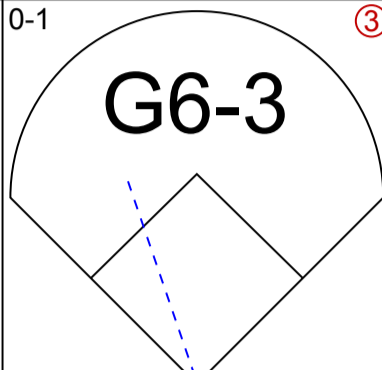
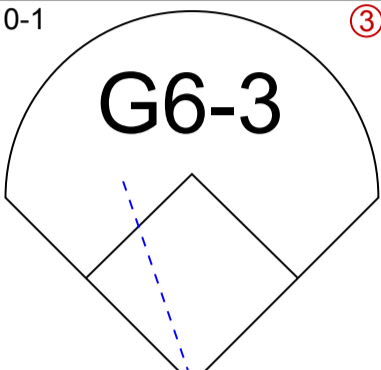
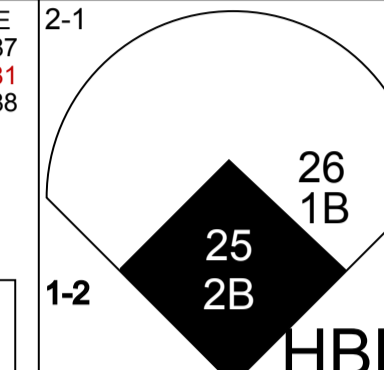
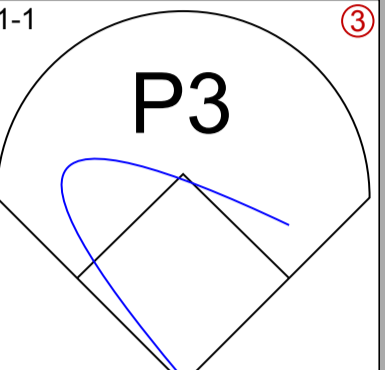
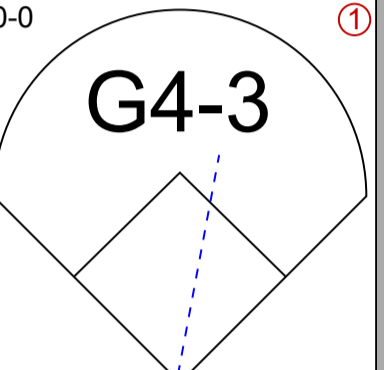
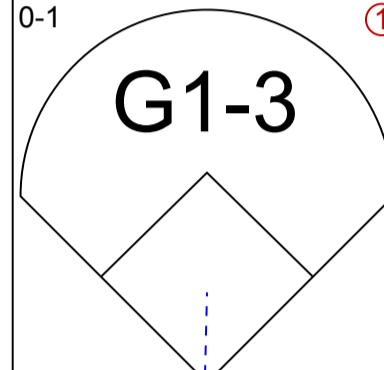
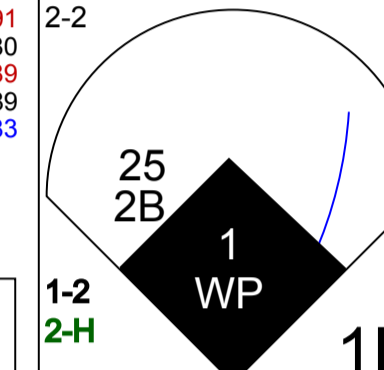
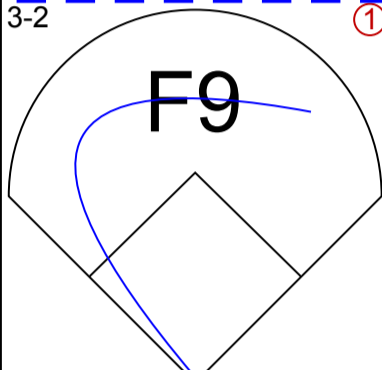
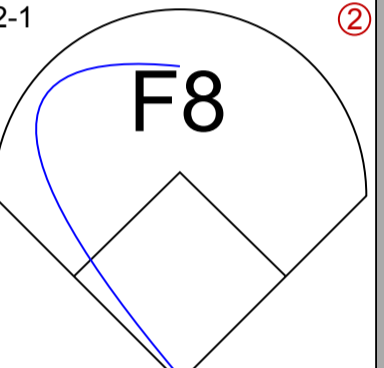
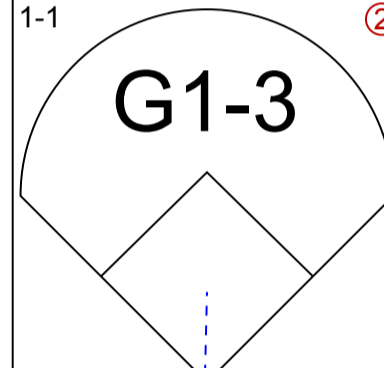
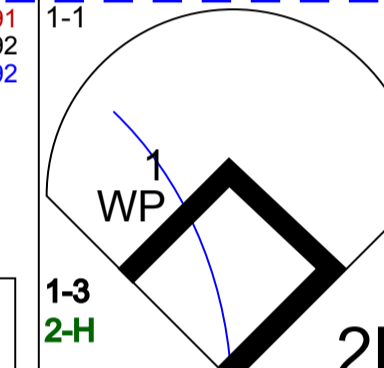
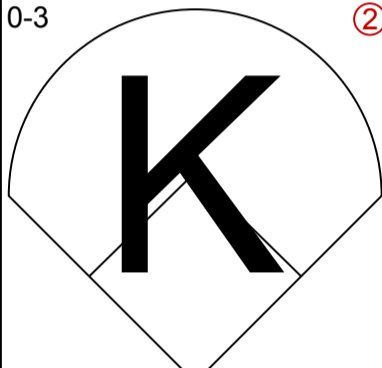
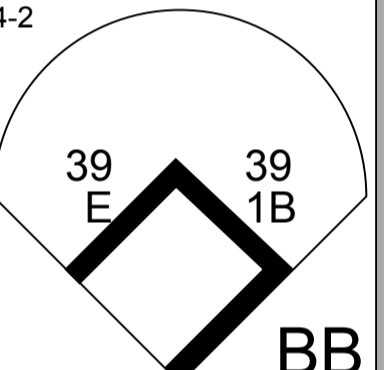
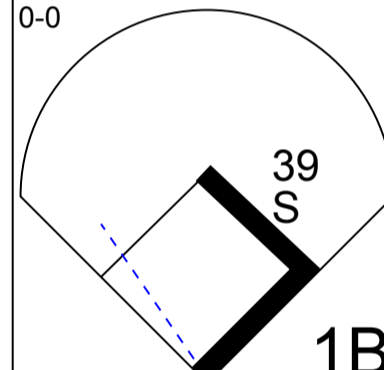
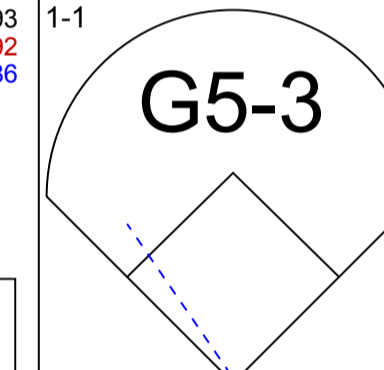
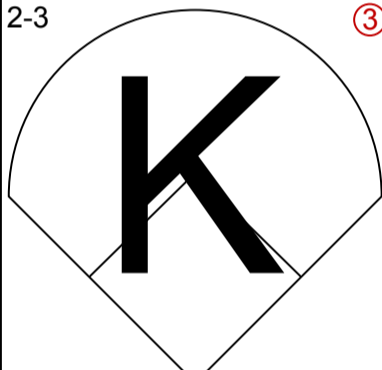
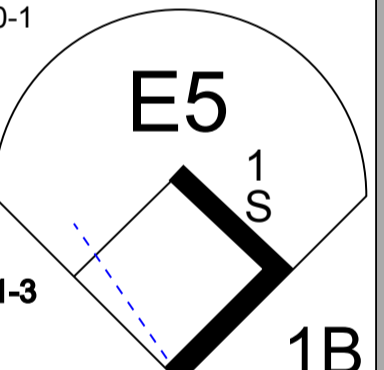
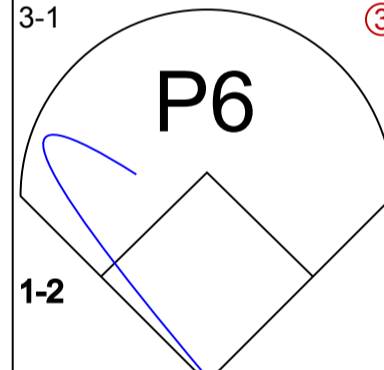
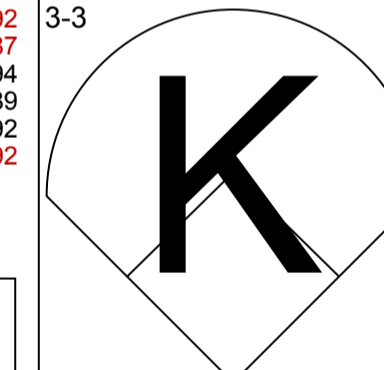

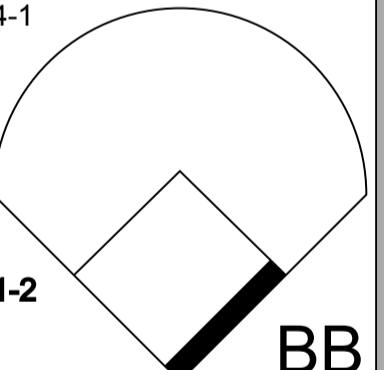

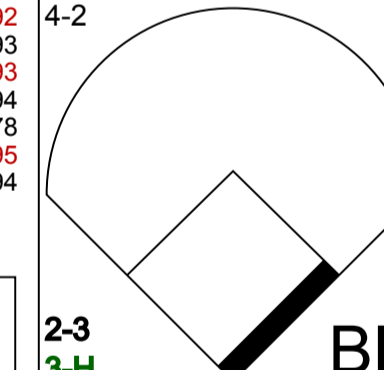

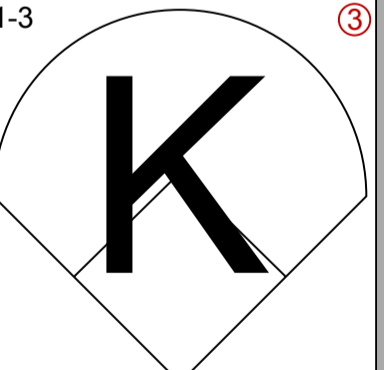

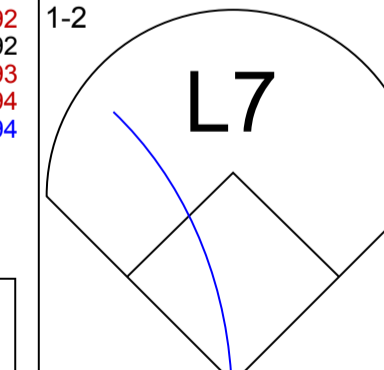

BOTTOM

Tampa Bay Rays @ Washington Nationals
 Nationals Park, Washington, DC
 Mon Sep 07 2020, 6:05 PM - 8:46 PM EDT
 Clear - 80 F

livebaseballscorecards.com

AB	33
R	6
H	10
RBI	6
BB	2
SO	5
LOB	13



Batter	1	2	3	4	5	6	7	8	9	AB R H RBI BB SO LOB	TOP	
17 Austin Meadows, L (1, 10) OBP: 0.288, SLG: 0.358										5 0 0 0 0 4 1	<p>Tampa Bay Rays @ Washington Nationals Nationals Park, Washington, DC Tue Sep 08 2020, 6:06 PM - 9:25 PM EDT Partly Cloudy - 83 F</p> <p>livebaseballscorecards.com</p>	
8 Brandon Lowe, L (1, 4) OBP: 0.342, SLG: 0.543						 56 HBP 26 1B				4 1 1 0 0 3 0		
56 Randy Arozarena, R (1, 7) OBP: 0.500, SLG: 1.000						 26 1B 25 2B HBP				3 1 0 0 0 0 0		
26 Ji Man Choi, L (1, 3) OBP: 0.316, SLG: 0.397						 25 2B 1 WP 1B				4 1 1 1 0 0 0		
25 Yoshi Tsutsugo, L (1, 5) OBP: 0.331, SLG: 0.412						 2B				4 0 1 1 0 1 0		
13 Manuel Margot, R (1, 9) OBP: 0.339, SLG: 0.366		 39 E 39 1B BB		 39 S 1B						3 0 1 0 1 1 2		
39 Kevin Kiermaier, L (1, 8) OBP: 0.344, SLG: 0.400		 1 S 1B								4 0 1 0 0 1 3		
1 Willy Adames, R (1, 6) OBP: 0.376, SLG: 0.530		 BB				 BB		 1B		2 0 1 0 2 0 0		
7 Michael Pérez, L (1, 2) OBP: 0.246, SLG: 0.283 35 Nathaniel Lowe, L (9, PH) OBP: 0.250, SLG: 0.154										3 0 0 0 0 2 5 1 0 0 0 0 0 1		
Inning Stats	R: 0 H: 0 E: 0 LOB: 0 K: 2 BB: 0 S: 8 P: 12	R: 0 H: 1 E: 1 LOB: 3 K: 1 BB: 2 S: 11 P: 22	R: 0 H: 0 E: 0 LOB: 0 K: 2 BB: 0 S: 9 P: 14	R: 0 H: 1 E: 0 LOB: 1 K: 1 BB: 0 S: 7 P: 11	R: 0 H: 0 E: 0 LOB: 0 K: 1 BB: 0 S: 8 P: 15	R: 3 H: 3 E: 0 LOB: 2 K: 1 BB: 1 S: 21 P: 38	R: 0 H: 0 E: 0 LOB: 0 K: 2 BB: 0 S: 8 P: 10	R: 0 H: 0 E: 0 LOB: 0 K: 2 BB: 0 S: 12 P: 17	R: 0 H: 1 E: 0 LOB: 1 K: 1 BB: 0 S: 10 P: 14	1B: 5 SF: 0 2B: 1 SAC: 0 3B: 0 DP: 0 HR: 0 HBP: 1	WP: 1 PA: 37 PB: 0 SB: 2 CS: 0	
PITCHER 19 Anibal Sánchez, R (1, 1) ERA: 6.81 51 Wander Suero, R (6, 1) ERA: 4.08 63 Sean Doolittle, L (7, 1) ERA: 6.14 21 Tanner Rainey, R (8, 1) ERA: 2.33 44 Daniel Hudson, R (9, 1) ERA: 5.74	IP WLS BF H R ER SO BB IBB HBP BLK WP HR S P ERA WHIP											PITCHER IP WLS BF H R ER SO BB IBB HBP BLK WP HR S P ERA WHIP

Batter	1	2	3	4	5	6	7	8	9
16 Victor Robles, R OBP: 0.329, SLG: 0.341 (1, 8)									
2 Adam Eaton, L OBP: 0.277, SLG: 0.372 (1, 9)									
7 Trea Turner, R OBP: 0.413, SLG: 0.623 (1, 6)									
22 Juan Soto, L OBP: 0.463, SLG: 0.752 (1, 10)									
28 Kurt Suzuki, R OBP: 0.351, SLG: 0.400 (1, 2)									
13 Asdrúbal Cabrera, S OBP: 0.286, SLG: 0.387 (1, 3)									
5 Josh Harrison, R OBP: 0.365, SLG: 0.545 (1, 4)									
27 Brock Holt, L OBP: 0.324, SLG: 0.317 (1, 7)									
3 Michael Taylor, R OBP: 0.231, SLG: 0.452 (8, 7)									
8 Carter Kieboom, R OBP: 0.358, SLG: 0.219 (1, 5)									

Inning Stats	R: 1	H: 0	E: 0	K: 0	S: 12	LOB: 1	BB: 1	P: 23
	R: 1	H: 2	E: 0	K: 1	S: 15	LOB: 1	BB: 0	P: 20
	R: 2	H: 4	E: 0	K: 0	S: 19	LOB: 3	BB: 0	P: 31
	R: 0	H: 0	E: 0	K: 0	S: 12	LOB: 2	BB: 2	P: 24
	R: 0	H: 0	E: 0	K: 0	S: 7	LOB: 0	BB: 0	P: 10
	R: 1	H: 0	E: 0	K: 0	S: 8	LOB: 2	BB: 1	P: 12
	R: 0	H: 0	E: 0	K: 2	S: 14	LOB: 0	BB: 0	P: 18
	R: 0	H: 1	E: 0	K: 2	S: 16	LOB: 1	BB: 0	P: 22

PITCHER	IP	WLS	BF	H	R	ER	SO	BB	IBB	HBP	BLK	WP	HR	S	P	ERA	WHIP
48 Ryan Yarbrough, L ERA: 4.31 (1, 1)	2.2	L	17	6	4	4	1	1	0	0	0	0	0	43	70	13.50	2.625
57 Aaron Slegers, R ERA: 4.67 (3, 1)	3.1		15	0	1	1	0	1	2	2	0	0	0	30	50	2.70	0.300
81 Ryan Thompson, R ERA: 3.98 (7, 1)	1.0		3	0	0	0	2	0	0	0	0	0	0	14	18	0.00	0.000
84 John Curtiss, R ERA: 1.72 (8, 1)	1.0		4	1	0	0	2	0	0	0	0	0	0	16	22	0.00	1.000

AB R H RBI BB SO LOB

3	1	0	0	0	1	1
2	0	1	0	1	0	0
4	1	1	1	1	1	3
2	1	1	1	2	0	1
3	0	0	0	0	0	5
3	0	0	1	0	1	0
4	0	1	1	0	1	0
4	1	2	0	0	1	0
0	0	0	0	0	0	0
3	1	1	1	0	0	3

Tampa Bay Rays @ Washington Nationals
Nationals Park, Washington, DC
Tue Sep 08 2020, 6:06 PM - 9:25 PM EDT
Partly Cloudy - 83 F

AB	28
R	5
H	7
RBI	5
BB	4
SO	5
LOB	13



WP	HR	S	P	ERA	WHIP
WP: 0	HR: 0	S: 0	P: 39	ERA: 0.00	WHIP: 0.000

Boston Red Sox @ Tampa Bay Rays
 Tropicana Field, St. Petersburg, FL
 Thu Sep 10 2020, 6:42 PM - 10:03 PM EDT
 Dome - 72 F

livebaseballscorecards.com

AB	34
R	4
H	8
RBI	4
BB	3
SO	13
LOB	13



Batter	1	2	3	4	5	6	7	8	9	AB	R	H	RBI	BB	SO	LOB
99 Alex Verdugo, L (1, 9) OBP: 0.371, SLG: 0.516										4	1	1	0	1	2	1
11 Rafael Devers, L (1, 5) OBP: 0.328, SLG: 0.533										4	1	3	3	0	0	0
2 Xander Bogaerts, R (1, 6) OBP: 0.343, SLG: 0.526										3	0	1	0	1	0	4
28 J.D. Martinez, R (1, 10) OBP: 0.297, SLG: 0.375										4	0	0	0	0	3	6
7 Christian Vázquez, R (1, 2) OBP: 0.327, SLG: 0.397										3	0	0	0	1	1	0
60 Yairo Muñoz, R (1, 7) OBP: 0.400, SLG: 0.640										4	0	0	0	0	3	1
19 Jackie Bradley Jr., L (1, 8) OBP: 0.331, SLG: 0.409										4	0	0	0	0	1	1
29 Bobby Dalbec, R (1, 3) OBP: 0.308, SLG: 0.750										4	1	1	1	0	3	0
39 Christian Arroyo, R (1, 4) OBP: 0.429, SLG: 0.429										4	1	2	0	0	0	0

Inning	1	2	3	4	5	6	7	8	9
R: 0	R: 0	R: 2	R: 0	R: 1	R: 0	R: 1	R: 0	R: 0	R: 0
H: 1	H: 0	H: 2	H: 0	H: 3	H: 0	H: 2	H: 0	H: 0	H: 0
E: 0	E: 0	E: 0	E: 0	E: 0	E: 0	E: 0	E: 0	E: 0	E: 0
K: 2	K: 2	K: 1	K: 0	K: 1	K: 1	K: 2	K: 2	K: 2	K: 2
S: 13	S: 8	S: 18	S: 4	S: 10	S: 8	S: 13	S: 12	S: 7	S: 7
LOB: 1	LOB: 0	LOB: 1	LOB: 0	LOB: 2	LOB: 0	LOB: 2	LOB: 0	LOB: 0	LOB: 0
BB: 0	BB: 0	BB: 1	BB: 1	BB: 0	BB: 0	BB: 1	BB: 0	BB: 0	BB: 0
P: 18	P: 13	P: 30	P: 8	P: 14	P: 10	P: 23	P: 13	P: 11	P: 11

1B	2B	3B	HR	SF	SAC	DP	HBP
6	0	0	2	0	0	1	0

WP	PA
0	37

PITCHER	IP	WLS	BF	H	R	ER	SO	BB	IBB	HBP	BLK	WP	HR	S	P	ERA	WHIP
61 Josh Fleming, L (1, 1) ERA: 4.12	4.1		20	6	3	3	5	2	0	0	0	0	2	47	75	6.23	1.846
81 Ryan Thompson, R (5, 1) ERA: 3.74	1.1		4	0	0	0	2	0	0	0	0	0	0	13	16	0.00	0.000
71 Ryan Sherriff, L (6, 1) ERA:	0.1		1	0	0	0	0	0	0	0	0	0	0	1	2	0.00	0.000
29 Pete Fairbanks, R (7, 1) ERA: 2.75	1.0	L	6	2	1	1	2	1	0	0	0	0	0	13	23	9.00	3.000
84 John Curtiss, R (8, 1) ERA: 1.62	1.0		3	0	0	0	2	0	0	0	0	0	0	12	13	0.00	0.000

PITCHER	IP	WLS	BF	H	R	ER	SO	BB	IBB	HBP	BLK	WP	HR	S	P	ERA	WHIP
15 Aaron Loup, L (9, 1) ERA: 2.79	1.0		3	0	0	0	2	0	0	0	0	0	0	7	11	0.00	0.000

Batter	1	2	3	4	5	6	7	8	9	AB R H RBI BB SO LOB	TOP											
99 Alex Verdugo, L (1, 9) OBP: 0.371, SLG: 0.513	3-2 G1-3		3-2 1B		1-2 L7			3-2 1B	2-2 G4-3	5 0 2 0 0 0 3												
11 Rafael Devers, L (1, 5) OBP: 0.332, SLG: 0.532	2-3 K		0-0 1B			3-2 G3		3-2 1B		4 0 2 0 0 1 0												
36 Jonathan Araúz, S (8, 5) OBP: 0.288, SLG: 0.259			1-2 1B					1-2 1B		0 0 0 0 0 0 0												
2 Xander Bogaerts, R (1, 6) OBP: 0.341, SLG: 0.519	1-3 K		2-2 G1-3			3-2 1B		3-2 1B		4 0 1 0 0 1 4												
30 Tzu-Wei Lin, L (8, 6) OBP: 0.235, SLG: 0.242								1-2f 2-3		0 0 0 0 0 0 0												
7 Christian Vázquez, R (1, 2) OBP: 0.325, SLG: 0.393		0-0 F9		1-1 1B		3-2 1B		1-1 G5-4-3		4 0 1 0 0 0 3												
25 Kevin Plawecki, R (1, 10) OBP: 0.375, SLG: 0.462		2-2 G4-3		0-0 F9		3-1 G6-4-3		1-2f		4 0 0 0 0 0 3												
19 Jackie Bradley Jr., L (1, 8) OBP: 0.335, SLG: 0.426		1-0 2B		2-2 L8			1-0 F7		1-1 L7	4 0 0 0 0 0 3												
29 Bobby Dalbec, R (1, 3) OBP: 0.349, SLG: 0.769		2-3 K		1-2			0-1 1B		2-1 2B	4 1 2 0 0 0 1												
23 Michael Chavis, R (1, 7) OBP: 0.275, SLG: 0.347			4-2 BB		4-2 BB		0-0 F8		0-1 2B	3 0 2 1 1 1 1												
39 Christian Arroyo, R (1, 4) OBP: 0.273, SLG: 0.273			1-0 BB		1-3 K		0-0 F8		3-2 1B	3 0 1 0 1 1 2												
			1-0 G5-4-3		2-3 K		1-2 FC5-4		0-3 K	4 0 0 0 0 2 5												
Inning Stats	R: 0 E: 0 K: 2 S: 9	H: 0 LOB: 0 BB: 0 P: 15	R: 0 E: 0 K: 1 S: 8	H: 1 LOB: 1 BB: 0 P: 13	R: 0 E: 0 K: 0 S: 15	H: 2 LOB: 2 BB: 1 P: 25	R: 0 E: 0 K: 0 S: 6	H: 1 LOB: 0 BB: 0 P: 9	R: 0 E: 0 K: 2 S: 13	H: 0 LOB: 1 BB: 1 P: 21	R: 0 E: 1 K: 0 S: 13	H: 1 LOB: 1 BB: 0 P: 25	R: 0 E: 0 K: 0 S: 7	H: 1 LOB: 1 BB: 0 P: 9	R: 0 E: 0 K: 0 S: 13	H: 2 LOB: 1 BB: 0 P: 23	R: 1 E: 0 K: 1 S: 15	H: 3 LOB: 2 BB: 0 P: 23	1B: 8 2B: 3 3B: 0 HR: 0	SF: 0 SAC: 0 DP: 3 HBP: 0	WP: 0 PB: 0 SB: 0 CS: 1	PA: 37
PITCHER	IP WLS BF H R ER SO BB IBB HBP BLK WP HR S P ERA WHIP																					
4 Blake Snell, L (1, 1) ERA: 3.23	5.1 W 22 5 0 0 5 2 0 0 0 0 0 0 62 103 0.00 1.312																					
29 Pete Fairbanks, R (6, 1) ERA: 2.66	0.2 H 1 0 0 0 0 0 0 0 0 0 0 0 2 5 0.00 0.000																					
84 John Curtiss, R (7, 1) ERA: 1.53	1.0 4 1 0 0 0 0 0 0 0 0 0 0 7 9 0.00 1.000																					
71 Ryan Sherriff, L (8, 1) ERA:	1.0 4 2 0 0 0 0 0 0 0 0 0 0 13 23 0.00 2.000																					
15 Aaron Loup, L (9, 1) ERA: 3.1	1.0 6 3 1 1 1 0 0 0 0 0 0 0 15 23 9.00 3.000																					

Boston Red Sox @ Tampa Bay Rays
Tropicana Field, St. Petersburg, FL
Fri Sep 11 2020, 6:42 PM - 10:17 PM EDT
Dome - 72 F

livebaseballscorecards.com

AB	35
R	1
H	11
RBI	1
BB	2
SO	6
LOB	22



Batter	1	2	3	4	5	6	7	8	9	AB R H RBI BB SO LOB	TOP
99 Alex Verdugo, L OBP: 0.369, SLG: 0.506 (1, 9)	0-1 G4-3 1B 2 S		0-1 G6-3		3-2 P5-4 1-2f		0-0 G3			4 0 1 0 0 0 1	
11 Rafael Devers, L OBP: 0.330, SLG: 0.526 (1, 5)	0-3 K		1-0 G3			0-2 2 WP 1B		0-3 K		4 0 1 0 0 2 1	
2 Xander Bogaerts, R OBP: 0.339, SLG: 0.509 (1, 6)	3-2 G4-3 1-3			4-2 25 S 25 1B BB		1-2 G5-3 1-2		2-2 F7		3 1 0 0 1 0 2	
28 J.D. Martinez, R OBP: 0.290, SLG: 0.365 (1, 10)	0-2 K			2-1 F7		3-3 K		0-0 F8		4 0 0 0 0 2 3	
25 Kevin Plawecki, R OBP: 0.367, SLG: 0.446 (1, 2)		1-0 P6		2-1 19 FC6 1B 1-H		0-0 F8			3-3 K	4 0 1 1 0 1 1	
19 Jackie Bradley Jr., L OBP: 0.333, SLG: 0.421 (1, 8)		0-0 P5		2-0 FC6 60 S 1-2f			1-1 23 S 39 HR 1B		0-3 K	4 1 1 0 0 1 1	
60 Yairo Muñoz, R OBP: 0.379, SLG: 0.621 (1, 7)		0-3 K2-3		2-2 L8 1-2			0-3 K		0-0 2B	4 0 1 0 0 2 2	
23 Michael Chavis, R OBP: 0.274, SLG: 0.371 (1, 3)			1-0 HR		1-3 K 99 P5-4 99 S		3-3 K		0-0 G5-3	4 1 1 1 0 2 2	
39 Christian Arroyo, R OBP: 0.286, SLG: 0.500 (1, 4)			0-0 L8		0-2 F8		1-2 HR			3 1 1 2 0 0 1	
Inning Stats	R: 0 H: 1 E: 0 LOB: 1 K: 2 BB: 0 S: 13 P: 16	R: 0 H: 0 E: 0 LOB: 0 K: 1 BB: 0 S: 6 P: 7	R: 1 H: 1 E: 0 LOB: 0 K: 0 BB: 0 S: 5 P: 7	R: 1 H: 1 E: 0 LOB: 1 K: 0 BB: 1 S: 14 P: 26	R: 0 H: 0 E: 0 LOB: 0 K: 1 BB: 0 S: 10 P: 14	R: 0 H: 1 E: 0 LOB: 1 K: 1 BB: 0 S: 12 P: 16	R: 2 H: 2 E: 0 LOB: 0 K: 2 BB: 0 S: 12 P: 16	R: 0 H: 0 E: 0 LOB: 0 K: 1 BB: 0 S: 8 P: 10	R: 0 H: 1 E: 0 LOB: 1 K: 2 BB: 0 S: 8 P: 11	1B: 4 SF: 0 2B: 2 SAC: 0 3B: 0 DP: 1 HR: 2 HBP: 0	WP: 2 PA: 35 PB: 0 SB: 6 CS: 0
PITCHER	IP WLS BF H R ER SO BB IBB HBP BLK WP HR S P ERA WHIP										
20 Tyler Glasnow, R ERA: 4.47 (1, 1)	7.0 W 28 6 4 4 7 1 0 0 0 2 2 72 102 5.14 1.000										
70 Nick Anderson, R ERA: (8, 1)	1.0 H 3 0 0 0 1 0 0 0 0 0 0 8 10 0.00 0.000										
63 Diego Castillo, R ERA: 2.04 (9, 1)	1.0 S 4 1 0 0 2 0 0 0 0 0 0 8 11 0.00 1.000										

Boston Red Sox @ Tampa Bay Rays
Tropicana Field, St. Petersburg, FL
Sat Sep 12 2020, 6:40 PM - 9:17 PM EDT
Dome - 72 F

livebaseballscorecards.com

AB 34
R 4
H 7
RBI 4
BB 1
SO 10
LOB 14



Batter	1	2	3	4	5	6	7	8	9	AB	R	H	RBI	BB	SO	LOB
13 Manuel Margot, R OBP: 0.344, SLG: 0.377	(1, 8) C SI 89 B CH 83 X FC 88 1-1 E3 56 G6-4-3	C CH 84 B CH 83 F FC 90 X CH 90 1-2 FC5 2-3f	X CH 82 0-0 P4	B SI 94 B SI 94 F SI 92 X SI 93 2-1 F9					C FF 95 B FF 96 F KC 84 B KC 86 F FF 95 X KC 86 2-2 FC4-6 17 1B	5	0	1	0	0	0	3
56 Randy Arozarena, R OBP: 0.394, SLG: 0.724 17 Austin Meadows, L OBP: 0.298, SLG: 0.385	(1, 7) B FC 89 1 SAFE C FF 92 X CH 82 2-1 G6-4-3 1-2f		C CH 82 B FC 88 B CH 81 X CH 82 2-1 43 E 1B	B FC 89 B FC 88 C CH 83 C SI 92 F CU 78 F SI 92 B SI 78 S CU 77 3-3 K				B SI 88 B SI 89 F SI 77 B FC 86 F SI 89 C SI 90 2-3 K	F FF 96 X CH 88 0-1 FC4-6 1-2f	3	0	1	0	0	1	1
18 Joey Wendle, L OBP: 0.324, SLG: 0.386	(1, 5) C SI 92 B SI 92 C FF 92 X FF 92 3-2 43 2B 1B		C SI 90 B SI 90 X SI 91 1-1 L6		C FF 91 X SI 90 0-1 G4-3			C CU 74 X SI 89 0-1 G1-3	F CH 88 S FF 96 D KC 85 F FF 96 B FF 96 B CH 88 F FF 96 F FF 96 C FF 96 3-3 K	5	1	1	0	0	1	2
43 Mike Brosseau, R OBP: 0.371, SLG: 0.635	(1, 4) B FC 88 C FC 88 1 SAFE B CH 84 S SI 92 B FF 93 X SI 93 3-2 1-H 2B		B FC 88 C FF 90 B FC 88 X FF 91 2-1 E7 1-2	B CU 78 C FC 88 C CH 84 B FF 92 C FC 90 2-3 K			C SI 90 X SL 79 0-1 11 BB 1B	C SI 97 S FF 95 0-3 K		5	0	2	1	0	2	2
11 Hunter Renfro, R OBP: 0.243, SLG: 0.412	(1, 9) C CU 77 B CH 83 X FC 89 1-1 P4		C FC 86 B CH 83 S CH 82 S CH 84 1-3 K	B CU 80 B CH 83 C FC 88 B FC 90 S CH 84 B CH 85 4-2 BB			B SI 90 C SI 90 B SI 90 C SI 91 B SI 91 B SI 90 4-2 BB			2	0	0	0	2	1	3
35 Nathaniel Lowe, L OBP: 0.286, SLG: 0.480	(1, 3)	B CH 87 C CU 76 C FF 90 C FF 91 B FF 91 S FF 92 3-3 K	C SI 91 F SI 92 S FF 92 0-3 K	C FF 91 C FF 93 C FF 92 0-3 K			S FF 97 F FF 97 B FF 97 B FF 96 S FF 97 2-3 K			4	0	0	0	0	4	5
1 Willy Adames, R OBP: 0.366, SLG: 0.500	(1, 6) F CU 78 S CH 82 X CH 84 0-2 25 FC4-6 1B		C FC 85 B CH 84 F FC 88 X FC 88 1-2 E3 44 HR	B SI 93 B SI 93 C SI 91 B SI 92 X SI 92 3-1 P3			F SL 86 X SL 87 0-1 F8			4	1	1	0	0	0	0
25 Yoshi Tsutsugo, L OBP: 0.319, SLG: 0.422	(1, 10) X SI 91 0-0 FC4-6 13 FC5 44 BB 1-2f		C SI 91 X SI 91 0-1 L8	C SI 92 B SL 84 B CH 87 C SI 92 B CH 86 X CH 85 3-2 44 G4-3 2B			C SL 85 S SL 86 F FF 96 B FF 97 T FF 96 1-2 K			4	0	1	0	0	1	2
44 Kevan Smith, R OBP: 0.476, SLG: 0.600	(1, 2) B CU 78 B CU 77 B FC 89 B FF 93 4-0 1-2 BB		X FC 88 0-0 HR	C SI 94 F SI 93 X CH 86 0-2 G4-3			S FF 97 F FF 97 F FF 97 S SL 87 0-3 K			3	1	1	2	1	1	1

Inning Stats	R: 1	H: 2	E: 1	K: 0	S: 12	LOB: 1	BB: 0	P: 22	R: 0	H: 1	E: 0	K: 1	S: 10	LOB: 2	BB: 1	P: 18	R: 0	H: 1	E: 1	K: 2	S: 12	LOB: 1	BB: 1	P: 16	R: 0	H: 1	E: 0	K: 2	S: 10	LOB: 2	BB: 1	P: 21	R: 0	H: 0	E: 0	K: 2	S: 10	LOB: 0	BB: 0	P: 11	R: 0	H: 1	E: 0	K: 2	S: 15	LOB: 1	BB: 0	P: 20	1B: 5	2B: 2	3B: 0	HR: 1	SF: 0	SAC: 0	DP: 1	HBP: 0
--------------	------	------	------	------	-------	--------	-------	-------	------	------	------	------	-------	--------	-------	-------	------	------	------	------	-------	--------	-------	-------	------	------	------	------	-------	--------	-------	-------	------	------	------	------	-------	--------	-------	-------	------	------	------	------	-------	--------	-------	-------	-------	-------	-------	-------	-------	--------	-------	--------

PITCHER	IP	WLS	BF	H	R	ER	SO	BB	IBB	HBP	BLK	WP	HR	S	P	ERA	WHIP
54 Martín Pérez, L ERA: 4.33	(1, 1)	5.0	W	24	5	3	2	6	2	0	0	0	0	58	92	3.60	1.400
71 Phillips Valdez, R ERA: 2.73	(6, 1)	1.0	H	4	1	0	0	0	0	0	0	0	0	10	18	0.00	1.000
65 Ryan Weber, R ERA: 5.25	(7, 1)	0.2	H	4	1	0	0	1	0	0	0	0	0	10	16	0.00	3.000
70 Ryan Brasier, R ERA: 3.6	(7, 1)	1.1	H	4	0	0	0	3	0	0	0	0	0	13	16	0.00	0.000
32 Matt Barnes, R ERA: 4.82	(9, 1)	1.0	S	4	1	0	0	2	0	0	0	0	0	15	20	0.00	1.000


BOTTOM

Boston Red Sox @ Tampa Bay Rays
Tropicana Field, St. Petersburg, FL

Sun Sep 13 2020, 1:10 PM - 4:21 PM EDT
Dome - 72 F

livebaseballscorecards.com

AB	37
R	3
H	8
RBI	3
BB	3
SO	12
LOB	20



Batter	1	2	3	4	5	6	7	8	9	AB R H RBI BB SO LOB	TOP																										
2 Adam Eaton, L (1, 9) OBP: 0.288, SLG: 0.389	0-2 L7		1-0 F7		1-0 G5-3			0-0 G6-3		4 0 0 0 0 0 2																											
7 Trea Turner, R (1, 6) OBP: 0.399, SLG: 0.596	0-2 G4-3		0-1 P3		2-2 P3			1-2 F8		4 0 0 0 0 0 2																											
22 Juan Soto, L (1, 7) OBP: 0.476, SLG: 0.726	3-3 K			3-1 F7		1-0 G6-3 13 28 2B		2-1 G4-3		4 1 1 0 0 1 0																											
13 Asdrúbal Cabrera, S (1, 3) OBP: 0.296, SLG: 0.411		3-2 L9		2-3 K		0-1 G6-3		1-1 G4-3		4 0 0 0 0 1 1																											
28 Kurt Suzuki, R (1, 2) OBP: 0.352, SLG: 0.385		4-1 8 1B BB		3-2 HBP		0-0 G5-3		0-0 8 1B 18 1B		2 0 1 1 1 0 0																											
9 Eric Thames, L (1, 10) OBP: 0.296, SLG: 0.339		2-3 K		3-2 F8		3-3 K		2-1 8 BB 1B		3 0 0 0 0 2 2																											
18 Jake Noll, R (9, PH) OBP: 1.000, SLG: 1.000								1-2 1B		1 0 1 0 0 0 0																											
8 Carter Kieboom, R (1, 5) OBP: 0.347, SLG: 0.215		3-1 1B		2-2 16 SH1-3 62 1B		2-2 L6		4-1 BB		3 0 2 0 1 0 0																											
62 Luis García Jr., L (1, 4) OBP: 0.309, SLG: 0.363		1-3 K		0-0 16 SH1-3 1B		2-0 1B		0-3 K		4 0 2 0 0 2 5																											
16 Victor Robles, R (1, 8) OBP: 0.301, SLG: 0.309			3-3 K		0-0 SH1-3		0-0 L6-3		1-3 K		2 0 0 0 0 1 1																										
29 Yadiel Hernandez, L (9, PH)					1-2 2-3		1-2 L6-3			1 0 0 0 0 1 3																											
Inning Stats	R: 0 E: 0 K: 1 S: 9	H: 0 LOB: 0 BB: 0 P: 12	R: 0 E: 0 K: 2 S: 13	H: 1 LOB: 2 BB: 1 P: 26	R: 0 E: 0 K: 1 S: 6	H: 0 LOB: 0 BB: 0 P: 10	R: 0 E: 0 K: 1 S: 12	H: 0 LOB: 1 BB: 0 P: 23	R: 0 E: 0 K: 0 S: 10	H: 2 LOB: 2 BB: 0 P: 15	R: 1 E: 0 K: 1 S: 10	H: 1 LOB: 0 BB: 0 P: 14	R: 0 E: 0 K: 0 S: 5	H: 1 LOB: 0 BB: 0 P: 9	R: 0 E: 0 K: 0 S: 8	H: 0 LOB: 0 BB: 0 P: 11	R: 0 E: 0 K: 2 S: 12	H: 2 LOB: 3 BB: 1 P: 20	1B: 6 2B: 2 3B: 0 HR: 0	SF: 0 SAC: 1 DP: 1 HBP: 1	WP: 0 PB: 0 SB: 0 CS: 0	PA: 36															
PITCHER	IP WLS BF H R ER SO BB IBB HBP BLK WP HR S P ERA WHIP																																				
84 John Curtiss, R (1, 1) ERA: 1.42	1.1		5	0	0	0	1	1	0	0	0	0	0	13	23	0.00	0.750																				
48 Ryan Yarbrough, L (2, 1) ERA: 3.97	5.2	W	22	5	1	1	5	0	0	1	0	0	0	52	86	1.59	0.882																				
15 Aaron Loup, L (8, 1) ERA: 2.95	1.0		3	0	0	0	0	0	0	0	0	0	0	8	11	0.00	0.000																				
71 Ryan Sherriff, L (9, 1) ERA:	0.1		4	2	0	0	0	1	0	0	0	0	0	6	13	0.00	9.000																				
70 Nick Anderson, R (9, 1) ERA:	0.2	S	2	0	0	0	2	0	0	0	0	0	0	6	7	0.00	0.000																				

Washington Nationals @ Tampa Bay Rays
Tropicana Field, St. Petersburg, FL
Tue Sep 15 2020, 6:41 PM - 9:48 PM EDT
Dome - 72 F

AB	32
R	1
H	7
RBI	1
BB	2
SO	8
LOB	16



Batter	1	2	3	4	5	6	7	8	9
17 Austin Meadows, L OBP: 0.295, SLG: 0.378	F8	K			1B	K		F8	
8 Brandon Lowe, L OBP: 0.346, SLG: 0.558	K		K		L6	1B		G4-3	
43 Mike Brosseau, R OBP: 0.387, SLG: 0.627	1B		L9		HBP	1B		F7	
25 Yoshi Tsutsugo, L OBP: 0.317, SLG: 0.412	P6		P6		BB	G6-3			
13 Manuel Margot, R OBP: 0.349, SLG: 0.381		F9		G5-3	1B				
35 Nathaniel Lowe, L OBP: 0.344, SLG: 0.607		HR		1B	BB				
1 Willy Adames, R OBP: 0.358, SLG: 0.486		K		E3	K			L7	
39 Kevin Kiermaier, L OBP: 0.348, SLG: 0.389		1B		FC3-6	1B			IBB	
44 Kevan Smith, R OBP: 0.440, SLG: 0.526		1B		G5-3	K			G5-3	

Inning Stats	R: 0	H: 1	E: 0	K: 13	S: 13	R: 2	H: 3	E: 0	K: 13	S: 13	R: 0	H: 0	E: 0	K: 1	S: 10	R: 0	H: 1	E: 1	K: 0	S: 12	R: 4	H: 3	E: 0	K: 1	S: 6	R: 0	H: 1	E: 0	K: 1	S: 10	R: 0	H: 0	E: 0	K: 0	S: 6
	LOB: 1	BB: 0	P: 21			LOB: 1	BB: 0	P: 24			LOB: 2	BB: 0	P: 20			LOB: 2	BB: 2	P: 38			LOB: 1	BB: 0	P: 8			LOB: 2	BB: 1	P: 19			LOB: 0	BB: 0	P: 10		

	IP	WLS	BF	H	R	ER	SO	BB	IBB	HBP	BLK	WP	HR	S	P	ERA	WHIP
19 Anibal Sánchez, R ERA: 7.38	(1, 1)	4.1	L	23	7	6	6	4	1	0	1	0	1	58	98	12.46	1.846
70 Ben Braymer, L ERA: 3.86	(5, 1)	1.0		6	2	0	0	3	1	0	0	0	0	15	25	0.00	3.000
32 Aaron Barrett, R ERA:	(6, 1)	1.2		7	2	0	0	1	0	1	0	0	0	12	22	0.00	1.200
33 Ryne Harper, R ERA: 6.63	(8, 1)	1.0		3	0	0	0	0	0	0	0	0	0	6	10	0.00	0.000


BOTTOM

Washington Nationals @ Tampa Bay Rays
Tropicana Field, St. Petersburg, FL
Tue Sep 15 2020, 6:41 PM - 9:48 PM EDT
Dome - 72 F

AB	R	H	RBI	BB	SO	LOB
5	1	1	0	0	2	1
5	0	1	0	0	2	1
4	1	2	0	0	0	0
3	1	0	0	1	0	3
4	1	2	1	0	0	0
3	1	2	2	1	1	1
4	0	0	0	0	2	5
3	1	2	2	1	0	2
4	0	1	1	0	1	6

AB	35
R	6
H	11
RBI	6
BB	3
SO	8
LOB	19

livebaseballscorecards.com



1B:	10	SF:	0	WP:	0	PA:	39
2B:	0	SAC:	0	PB:	0	SB:	5
3B:	0	DP:	1	CS:	0		
HR:	1	HBP:	1				

Batter	1	2	3	4	5	6	7	8	9	10	AB	R	H	RBI	BB	SO	LOB	TOP		
2 Adam Eaton, L (1, 9) OBP: 0.285, SLG: 0.384 5 Josh Harrison, R (4, 9) OBP: 0.333, SLG: 0.481 3 Michael Taylor, R (9, 9) OBP: 0.250, SLG: 0.444	1-3 	1-2 FC5 			3-2 G6-3 		0-0 L8 			0-3 K 	2	0	0	0	0	1	3			
29 Yadiel Hernandez, L (1, 10) 18 Jake Noll, R (8, PH) OBP: 0.667, SLG: 0.667 (8, 10)	0-1 G3-1 		0-1 G4-3 		0-1 G6-3 			0-2 G5-4-3 1B 		0-3 K 	3	0	0	0	0	0	0			
7 Trea Turner, R (1, 6) OBP: 0.401, SLG: 0.594	3-2 		1-1 		1-2 F9 			0-0 G5-4-3 1-2f 			4	0	2	0	0	0	1			
22 Juan Soto, L (1, 7) OBP: 0.470, SLG: 0.708	2-3 		0-0 G3 		4-2 			3-2 G4-3 			3	1	0	0	1	1	2			
13 Asdrúbal Cabrera, S (1, 3) OBP: 0.295, SLG: 0.426		2-1 G4-3 	1-0 G1-3 		0-0 			1-0 F8 			4	1	1	2	0	0	1			
10 Yan Gomes, R (1, 2) OBP: 0.315, SLG: 0.469	1-1 			1-2 G5-3 		3-3 K 		1-0 F9 			4	0	1	0	0	1	0			
8 Carter Kieboom, R (1, 5) OBP: 0.343, SLG: 0.217	2-2 		2-2 K 		2-2 		2-2 F8 		0-2 G4-3 	0-0 	4	1	1	0	0	1	0			
62 Luis García Jr., L (1, 4) OBP: 0.306, SLG: 0.389	0-0 G3 		1-3 K 		2-3 		2-3 		0-0 	0-0 	4	1	1	2	0	2	2			
16 Victor Robles, R (1, 8) OBP: 0.300, SLG: 0.303	4-2 			3-2 G5-3 		1-3 K 		1-3 		1-3 	3	0	0	0	1	2	0			
Inning Stats	R: 0 E: 0 K: 2 S: 14	H: 1 LOB: 1 BB: 0 P: 20	R: 0 E: 0 K: 0 S: 16	H: 2 LOB: 3 BB: 1 P: 26	R: 0 E: 0 K: 0 S: 6	H: 1 LOB: 1 BB: 0 P: 8	R: 0 E: 0 K: 2 S: 11	H: 0 LOB: 0 BB: 0 P: 15	R: 0 E: 0 K: 1 S: 13	H: 1 LOB: 0 BB: 0 P: 23	R: 0 E: 0 K: 2 S: 8	H: 0 LOB: 0 BB: 0 P: 11	R: 0 E: 0 K: 0 S: 10	H: 1 LOB: 0 BB: 0 P: 13	R: 0 E: 0 K: 3 S: 11	H: 0 LOB: 0 BB: 0 P: 12	1B: 5 2B: 0 3B: 0 HR: 2	SF: 0 SAC: 0 DP: 1 HBP: 0	WP: 0 PB: 0 SB: 0 CS: 0	PA: 38
PITCHER	IP WLS BF H R ER SO BB IBB HBP BLK WP HR S P ERA WHIP	29 Pete Fairbanks, R (1, 1) ERA: 2.86	81 Ryan Thompson, R (2, 1) ERA: 4.3	61 Josh Fleming, L (2, 1) ERA: 3.47	47 Oliver Drake, R (6, 1) ERA: 5.68	15 Aaron Loup, L (7, 1) ERA: 2.82	PITCHER	IP WLS BF H R ER SO BB IBB HBP BLK WP HR S P ERA WHIP	71 Ryan Sherriff, L (8, 1) ERA: 0.69	70 Nick Anderson, R (10, 1) ERA: 0.69										

Washington Nationals @ Tampa Bay Rays
 Tropicana Field, St. Petersburg, FL
 Wed Sep 16 2020, 1:12 PM - 4:41 PM EDT
 Dome - 72 F

AB	36
R	4
H	7
RBI	4
BB	2
SO	10
LOB	9



Washington Nationals @ Tampa Bay Rays

Tropicana Field, St. Petersburg, FL

Wed Sep 16 2020, 1:12 PM - 4:41 PM EDT

Dome - 72 F

livebaseballscorecards.com

AB 37
R 2
H 7
RBI 2
BB 4
SO 16
LOB 16



WP: 0 PA: 42
PB: 0
SB: 1
CS: 0

Batter	1	2	3	4	5	6	7	8	9	10	AB	R	H	RBI	BB	SO	LOB
17 Austin Meadows, L (1, 10) OBP: 0.291, SLG: 0.371	P6		K		F9		35 BB 8 1B		F9		5	0	1	0	0	1	0
8 Brandon Lowe, L (1, 4) OBP: 0.359, SLG: 0.588	F7		56 S BB		2B		35 BB 1B		HR		4	1	3	1	1	0	0
56 Randy Arozarena, R (1, 7) OBP: 0.389, SLG: 0.677			K		K		K		K		2	1	0	0	0	2	2
25 Yoshi Tsutsugo, L (7, PH) OBP: 0.313, SLG: 0.405	35 2B HBP										2	0	0	0	0	2	2
14 Brett Phillips, L (10, 7) OBP: 0.250, SLG: 0.324											0	0	0	0	0	0	0
35 Nathaniel Lowe, L (1, 3) OBP: 0.405, SLG: 0.633	2B				IBB						2	0	1	1	3	1	0
13 Manuel Margot, R (1, 9) OBP: 0.336, SLG: 0.366	K		K		P6		G6-3				5	0	0	0	0	3	8
18 Joey Wendle, L (1, 5) OBP: 0.320, SLG: 0.380					F9		G5-3		K2-3		5	0	1	0	0	2	0
1 Willy Adames, R (1, 6) OBP: 0.349, SLG: 0.473			K		P4		K		K2-3		4	0	0	0	0	3	1
39 Kevin Kiermaier, L (1, 8) OBP: 0.346, SLG: 0.402			G4-3				K		P5		4	0	1	0	0	1	1
7 Michael Pérez, L (1, 2) OBP: 0.237, SLG: 0.257			L7		F9		G3		K		3	0	0	0	0	0	2
43 Mike Brosseau, R (9, PH) OBP: 0.382, SLG: 0.618											1	0	0	0	0	1	0
44 Kevan Smith, R (10, 2) OBP: 0.440, SLG: 0.526											0	0	0	0	0	0	0

Inning Stats	R: 1	H: 1	E: 0	K: 1	S: 12	H: 1	LOB: 1	P: 18	R: 0	H: 1	E: 0	K: 1	S: 10	R: 0	H: 0	E: 0	K: 3	S: 15	R: 0	H: 1	E: 0	K: 1	S: 11	R: 0	H: 2	E: 0	K: 1	S: 11	R: 0	H: 0	E: 0	K: 2	S: 8	R: 0	H: 2	E: 0	K: 1	S: 9	R: 1	H: 1	E: 0	K: 2	S: 12	R: 0	H: 0	E: 0	K: 3	S: 11	R: 0	H: 0	E: 0	K: 3	S: 11	R: 0	H: 1	E: 0	K: 2	S: 12	R: 0	H: 0	E: 0	K: 3	S: 11	R: 0	H: 0	E: 0	K: 3	S: 11
--------------	------	------	------	------	-------	------	--------	-------	------	------	------	------	-------	------	------	------	------	-------	------	------	------	------	-------	------	------	------	------	-------	------	------	------	------	------	------	------	------	------	------	------	------	------	------	-------	------	------	------	------	-------	------	------	------	------	-------	------	------	------	------	-------	------	------	------	------	-------	------	------	------	------	-------

PITCHER	IP	WLS	BF	H	R	ER	SO	BB	IBB	HBP	BLK	WP	HR	S	P	ERA	WHIP
50 Austin Voth, R (1, 1) ERA: 7.17	5.0		23	4	1	1	6	1	2	1	0	0	0	56	88	1.80	1.000
51 Wander Suero, R (6, 1) ERA: 3.86	1.0	H	3	0	0	0	2	0	0	0	0	0	0	8	15	0.00	0.000
67 Kyle Finnegan, R (7, 1) ERA: 3.54	1.0	H	6	2	0	0	1	1	0	0	0	0	0	11	22	0.00	3.000
36 Will Harris, R (8, 1) ERA: 4.05	1.0	H	3	0	0	0	2	0	0	0	0	0	0	9	11	0.00	0.000
44 Daniel Hudson, R (9, 1) ERA: 7.13	1.0	W	4	1	1	1	2	0	0	0	0	0	0	12	18	9.00	1.000

PITCHER	IP	WLS	BF	H	R	ER	SO	BB	IBB	HBP	BLK	WP	HR	S	P	ERA	WHIP
61 Kyle McGowin, R (10, 1) ERA:	1.0	S	3	0	0	0	3	0	0	0	0	0	0	11	17	0.00	0.000

Batter	1	2	3	4	5	6	7	8	9	AB R H RBI BB SO LOB	TOP																
25 Yoshi Tsutsugo, L (1, 10) OBP: 0.311, SLG: 0.400	3-2 1B		2-1 F8		1-0 G3-1		1-1 G4-3			4 0 1 1 0 0 1																	
8 Brandon Lowe, L (1, 4) OBP: 0.362, SLG: 0.584	1-1 F7		4-2 BB		4-0 BB		2-3 3-H SF7			1 0 0 1 2 0 1																	
1 Willy Adames, R (1, 6) OBP: 0.341, SLG: 0.461	2-3 K		0-3 K		1-2 K		0-3 K			4 0 0 0 0 4 3																	
35 Nathaniel Lowe, L (1, 3) OBP: 0.375, SLG: 0.576	2-3 K		3-2 F8			2-3 K				3 0 0 0 0 2 2																	
17 Austin Meadows, L (1, 7) OBP: 0.296, SLG: 0.371		4-2 18 FC4-6 BB		1-1 G5-3		4-2 18 FC5-4 BB				0 0 0 0 1 0 0																	
13 Manuel Margot, R (3, 7) OBP: 0.338, SLG: 0.363										1 0 0 0 1 0 0																	
18 Joey Wendle, L (1, 5) OBP: 0.314, SLG: 0.371		0-0 14 3B		0-1 F7		0-0 1-2f FC5-4				3 1 0 0 0 0 2																	
39 Kevin Kiermaier, L (1, 8) OBP: 0.345, SLG: 0.408		3-1 F8		2-2 2B		2-1 F9				3 0 1 0 0 0 2																	
14 Brett Phillips, L (1, 9) OBP: 0.262, SLG: 0.385		1-1 3B		3-2 L8			4-2 7 2B 25 G4-3 BB			2 0 1 1 0 0 1																	
56 Randy Arozarena, R (7, PH) OBP: 0.405, SLG: 0.677		1-1 3B								0 1 0 0 1 0 0																	
7 Michael Pérez, L (1, 2) OBP: 0.241, SLG: 0.274		1-3 K		0-3 K			1-1 25 G4-3 8 SF7 2B			3 1 1 0 0 2 1																	
Inning Stats	R: 0 E: 0 K: 2 S: 12	H: 1 LOB: 1 BB: 0 P: 20	R: 1 E: 0 K: 1 S: 13	H: 1 LOB: 1 BB: 1 P: 22	R: 0 E: 0 K: 1 S: 15	H: 0 LOB: 1 BB: 1 P: 24	R: 0 E: 0 K: 0 S: 10	H: 1 LOB: 1 BB: 0 P: 16	R: 0 E: 0 K: 2 S: 7	H: 0 LOB: 1 BB: 1 P: 13	R: 0 E: 0 K: 1 S: 9	H: 0 LOB: 1 BB: 1 P: 17	R: 2 E: 0 K: 1 S: 10	H: 1 LOB: 0 BB: 1 P: 17	1B: 1 2B: 2 3B: 1 HR: 0	SF: 1 SAC: 0 DP: 0 HBP: 0	WP: 0 PA: 30 PB: 0 SB: 0 CS: 0										
PITCHER	IP WLS BF H R ER SO BB IBB HBP BLK WP HR S P ERA WHIP																										
64 Dean Kremer, R (1, 1) ERA: 1.69	5.0		21	3	1	1	6	3	0	0	0	0	0	57	95	1.80	1.200										
51 Paul Fry, L (6, 1) ERA: 2.33	1.0		4	0	0	0	1	1	0	0	0	0	0	9	17	0.00	1.000										
62 César Valdez, R (7, 1) ERA: 1.46	1.0	L	5	1	2	2	1	1	0	0	0	0	0	10	17	18.00	2.000										

Tampa Bay Rays @ Baltimore Orioles
Oriole Park at Camden Yards, Baltimore, MD
 Thu Sep 17 2020, 4:38 PM - 7:05 PM EDT
 Partly Cloudy - 73 F

livebaseballscorecards.com

AB	24
R	3
H	4
RBI	3
BB	5
SO	8
LOB	13



Batter	1	2	3	4	5	6	7	8	9	AB	R	H	RBI	BB	SO	LOB
57 Hanser Alberto, R OBP: 0.309, SLG: 0.391 (1, 5)	1-3 K ①		0-0 G6-4-3 1-2f ②			2-1 G3 2-3				3	0	0	0	0	1	2
11 Jose Iglesias, R OBP: 0.400, SLG: 0.508 31 Cedric Mullins, L OBP: 0.324, SLG: 0.379 (1, 10) (6, PR) (7, 10)	1-2 G5-3 ②			2-2 G6-3 ①		4-1 6 1B BB				2	0	0	0	1	0	0
6 Ryan Mountcastle, R OBP: 0.402, SLG: 0.570 (1, 7)	0-2 28 WP 1B			2-3 K2-3 ②		0-0 1 SAFE X SI 95		1-2 3-H 1B		3	0	2	1	0	1	0
28 Pedro Severino, R OBP: 0.364, SLG: 0.452 (1, 2)	3-2 G6-3 1-2 ③			0-0 L9 ③		0-0 X SL 86		0-0 G5-3 ③		3	0	0	0	0	0	3
39 Renato Núñez, R OBP: 0.310, SLG: 0.480 (1, 3)		2-2 G5-3 ①			2-3 K2-3 ①		0-3 K ①			3	0	0	0	0	2	0
24 DJ Stewart, L OBP: 0.375, SLG: 0.603 (1, 9)		2-3 K ②			0-0 P4 ②		4-2 14 BB BB			2	0	0	0	1	1	0
21 Austin Hays, R OBP: 0.286, SLG: 0.268 (1, 8)		3-2 G6-3 ③			1-1 G6-3 ③		3-1 L8 ②			3	0	0	0	0	0	1
74 Pat Valaika, R OBP: 0.299, SLG: 0.467 14 Rio Ruiz, L OBP: 0.293, SLG: 0.411 (1, 4) (7, PH)			0-1 57 G6-4-3 1B			4-2 57 G3 6 1B BB 13 SH5-3		1-2 15 FC5-6 BB		1	1	1	0	1	0	0
13 Andrew Velazquez, S OBP: 0.282, SLG: 0.213 15 Chance Sisco, L OBP: 0.367, SLG: 0.418 (1, 6) (7, PH)			3-2 L4 ①			0-0 SH5-3 1-2		0-1 FC5-6 ③		0	0	0	0	0	0	1
										1	0	0	0	0	0	2
Inning Stats	R: 0 E: 0 K: 1 S: 12	H: 1 LOB: 1 BB: 0 P: 17	R: 0 E: 0 K: 1 S: 10	H: 0 LOB: 0 BB: 0 P: 17	R: 0 E: 0 K: 0 S: 6	H: 1 LOB: 0 BB: 0 P: 9	R: 0 E: 0 K: 1 S: 9	H: 0 LOB: 0 BB: 0 P: 13	R: 0 E: 0 K: 1 S: 6	H: 0 LOB: 0 BB: 0 P: 9	R: 1 E: 0 K: 0 S: 9	H: 1 LOB: 2 BB: 2 P: 19	R: 0 E: 0 K: 1 S: 12	H: 0 LOB: 2 BB: 2 P: 23	1B: 3 2B: 0 3B: 0 HR: 0	SF: 0 SAC: 1 DP: 1 HBP: 0

BOTTOM

Tampa Bay Rays @ Baltimore Orioles
Oriole Park at Camden Yards, Baltimore, MD
 Thu Sep 17 2020, 4:38 PM - 7:05 PM EDT
 Partly Cloudy - 73 F

livebaseballscorecards.com

AB	22
R	1
H	3
RBI	1
BB	4
SO	5
LOB	9



	PITCHER	IP	WLS	BF	H	R	ER	SO	BB	IBB	HBP	BLK	WP	HR	S	P	ERA	WHIP
4 Blake Snell, L ERA: 3.05 (1, 1)		5.1		18	2	1	1	4	1	0	0	0	1	0	47	73	1.69	0.562
63 Diego Castillo, R ERA: 1.86 (6, 1)		1.2	W	9	1	0	0	1	3	0	0	0	0	0	17	34	0.00	2.400

WP: 1	PA: 27
PB: 0	
SB: 0	
CS: 0	

Batter	1	2	3	4	5	6	7	8	9	AB R H RBI BB SO LOB	TOP		
25 Yoshi Tsutsugo, L (1, 10) OBP: 0.314, SLG: 0.415	2-3 K		3-2 8 1B 3B		2-2 G5-3		0-2 56 G3 1B		0-3 K	5 1 2 0 0 2 1			
56 Randy Arozarena, R (1, 7) OBP: 0.348, SLG: 0.590	2-0 G6-3		3-3 K		1-1 G6-3		1-1 G3		1-1 P6	5 0 0 0 0 1 4 0 0 0 0 0 0 0			
14 Brett Phillips, L (9, 7) OBP: 0.262, SLG: 0.385													
8 Brandon Lowe, L (1, 4) OBP: 0.365, SLG: 0.571	1-0 43 BB 35 1B		1-0 43 FC5 1B		2-3 K		3-0 HBP		0-0 F8	4 1 2 1 0 1 1			
43 Mike Brosseau, R (1, 5) OBP: 0.381, SLG: 0.575	4-1 35 1B BB		2-2 FC5 35 G4-6-3		0-0 L4		1-0 G1-3			3 0 0 0 1 0 4			
35 Nathaniel Lowe, L (1, 3) OBP: 0.404, SLG: 0.564	3-0 1B		1-1 G4-6-3		0-1 G1-3				4-2 BB	3 0 1 1 1 0 2			
13 Manuel Margot, R (1, 8) OBP: 0.336, SLG: 0.354	0-2 G1-3				4-2 BB				0-3 K	3 0 0 0 1 1 3			
11 Hunter Renfro, R (1, 9) OBP: 0.260, SLG: 0.430					0-0 P4				0-3 K	3 0 0 0 1 2 2			
1 Willy Adames, R (1, 6) OBP: 0.337, SLG: 0.469									3-3 K	4 0 0 0 0 1 2			
7 Michael Pérez, L (1, 2) OBP: 0.253, SLG: 0.267									3-2 G6-3				
									4-1 BB	2 0 0 0 2 1 1			
Inning Stats	R: 1 H: 2 E: 0 LOB: 2 K: 1 BB: 1 S: 10 P: 22	R: 0 H: 0 E: 0 LOB: 0 K: 1 BB: 0 S: 7 P: 9	R: 1 H: 2 E: 0 LOB: 1 K: 1 BB: 0 S: 14 P: 24	R: 0 H: 0 E: 0 LOB: 1 K: 1 BB: 1 S: 6 P: 13	R: 0 H: 0 E: 0 LOB: 0 K: 1 BB: 0 S: 8 P: 13	R: 0 H: 0 E: 0 LOB: 1 K: 0 BB: 1 S: 6 P: 10	R: 0 H: 1 E: 0 LOB: 3 K: 1 BB: 1 S: 14 P: 26	R: 0 H: 0 E: 0 LOB: 1 K: 2 BB: 1 S: 11 P: 18	R: 0 H: 0 E: 0 LOB: 1 K: 1 BB: 1 S: 7 P: 12	1B: 4 SF: 0 2B: 0 SAC: 0 3B: 1 DP: 1 HR: 0 HBP: 1	WP: 0 PA: 39 PB: 0 SB: 0 CS: 0		
PITCHER	IP WLS BF H R ER SO BB IBB HBP BLK WP HR S P ERA WHIP											PITCHER	IP WLS BF H R ER SO BB IBB HBP BLK WP HR S P ERA WHIP
17 Alex Cobb, R (1, 1) ERA: 4.76	6.0 L 25 4 2 2 5 3 0 0 0 0 0 0 51 91 3.00 1.167												
51 Paul Fry, L (7, 1) ERA: 2.25	0.2 5 1 0 0 1 1 0 1 0 0 0 0 13 24 0.00 3.000												
60 Carson Fulmer, R (7, 1) ERA: 4.35	1.1 5 0 0 0 2 1 0 0 0 0 0 0 12 20 0.00 0.750												
66 Tanner Scott, L (9, 1) ERA: 1.33	1.0 4 0 0 0 1 1 0 0 0 0 0 0 7 12 0.00 1.000												

Tampa Bay Rays @ Baltimore Orioles
 Oriole Park at Camden Yards, Baltimore, MD
 Fri Sep 18 2020, 7:37 PM - 10:34 PM EDT
 Clear - 71 F

livebaseballscorecards.com

AB 32
 R 2
 H 5
 RBI 2
 BB 6
 SO 9
 LOB 20



Batter	1	2	3	4	5	6	7	8	9	AB	R	H	RBI	BB	SO	LOB
31 Cedric Mullins, L (1, 8) OBP: 0.322, SLG: 0.373 28 Pedro Severino, R (7, PH) OBP: 0.353, SLG: 0.436 (8, 2)										3	0	0	0	0	2	3
57 Hanser Alberto, R (1, 4) OBP: 0.307, SLG: 0.401										4	0	1	0	0	0	0
24 DJ Stewart, L (1, 9) OBP: 0.363, SLG: 0.569										4	0	0	0	0	3	1
6 Ryan Mountcastle, R (1, 3) OBP: 0.400, SLG: 0.554 (8, 7)										3	0	0	0	1	2	1
15 Chance Sisco, L (1, 10) OBP: 0.381, SLG: 0.424 11 Jose Iglesias, R (9, PH) OBP: 0.397, SLG: 0.504										3	0	1	0	0	0	1
21 Austin Hays, R (1, 7) OBP: 0.296, SLG: 0.307 (8, 8)										3	1	2	1	1	0	0
14 Rio Ruiz, L (1, 5) OBP: 0.298, SLG: 0.431 39 Renato Núñez, R (9, PH) OBP: 0.308, SLG: 0.478										3	0	1	0	0	1	1
36 Bryan Holaday, R (1, 2) OBP: 0.207, SLG: 0.214 (8, 3)										3	0	0	0	0	3	3
13 Andrew Velazquez, S (1, 6) OBP: 0.274, SLG: 0.206 74 Pat Valaika, R (7, PH) OBP: 0.298, SLG: 0.460 (8, 6)										2	0	0	0	0	2	3
										1	0	0	0	0	1	0

Inning Stats	R: 0	H: 1	E: 0	K: 3	S: 18	H: 1	LOB: 1	BB: 0	P: 24	R: 0	H: 2	E: 0	K: 2	S: 16	R: 0	H: 0	E: 0	K: 1	S: 9	R: 1	H: 1	E: 0	K: 3	S: 13	R: 0	H: 0	E: 0	K: 1	S: 8	R: 0	H: 1	E: 0	K: 0	S: 11	R: 0	H: 0	E: 0	K: 2	S: 8	R: 0	H: 0	E: 0	K: 2	S: 10	R: 0	H: 0	E: 0	K: 0	S: 7	R: 0	H: 0	E: 0	K: 0	S: 9	1B: 4	2B: 0	3B: 0	HR: 1	SF: 0	SAC: 0	DP: 0	HBP: 0	WP: 2	PB: 0	SB: 0	CS: 0	PA: 34
--------------	------	------	------	------	-------	------	--------	-------	-------	------	------	------	------	-------	------	------	------	------	------	------	------	------	------	-------	------	------	------	------	------	------	------	------	------	-------	------	------	------	------	------	------	------	------	------	-------	------	------	------	------	------	------	------	------	------	------	-------	-------	-------	-------	-------	--------	-------	--------	-------	-------	-------	-------	--------

PITCHER	IP	WLS	BF	H	R	ER	SO	BB	IBB	HBP	BLK	WP	HR	S	P	ERA	WHIP
20 Tyler Glasnow, R (1, 1) ERA: 4.21	5.0	W	21	4	1	1	10	2	0	0	0	2	1	64	95	1.80	1.200
47 Oliver Drake, R (6, 1) ERA: 4.91	1.0	H	4	1	0	0	0	0	0	0	0	0	0	11	16	0.00	1.000
15 Aaron Loup, L (7, 1) ERA: 2.7	1.0	H	3	0	0	0	2	0	0	0	0	0	0	8	13	0.00	0.000
70 Nick Anderson, R (8, 1) ERA: 0.64	1.0	H	3	0	0	0	2	0	0	0	0	0	0	10	12	0.00	0.000
71 Ryan Sherriff, L (9, 1) ERA:	1.0	S	3	0	0	0	0	0	0	0	0	0	0	7	9	0.00	0.000

BOTTOM

Tampa Bay Rays @ Baltimore Orioles
 Oriole Park at Camden Yards, Baltimore, MD

Fri Sep 18 2020, 7:37 PM - 10:34 PM EDT
 Clear - 71 F

livebaseballscorecards.com

AB	32
R	1
H	5
RBI	1
BB	2
SO	14
LOB	13

Batter	1	2	3	4	5	6	7	8	9	AB R H RBI BB SO LOB	TOP		
25 Yoshi Tsutsugo, L (1, 7) OBP: 0.318, SLG: 0.436 13 Manuel Margot, R (7, 7) OBP: 0.333, SLG: 0.351	2-3 K		3-2 HR		4-1 56 HR BB		3-3 K		1-1 L8	3 2 1 1 1 2 0 1 0 0 0 0 0 1			
8 Brandon Lowe, L (1, 4) OBP: 0.368, SLG: 0.570	2-2 35 1B		3-1 35 G1-6-3 1B		3-1 F7		0-3 K			4 0 2 0 0 1 1			
56 Randy Arozarena, R (1, 10) OBP: 0.360, SLG: 0.651	1-3 K		0-0 F9		2-2 1-H HR			3-2 35 E 18 FC4-2 1B		4 1 2 2 0 1 2			
35 Nathaniel Lowe, L (1, 3) OBP: 0.392, SLG: 0.535	0-0 18 FC4-6 1B		1-0 G1-6-3		1-1 G3-1			0-2 K		4 0 1 0 0 1 2			
18 Joey Wendle, L (1, 6) OBP: 0.319, SLG: 0.404	0-1 FC4-6			2-2 E9 39 FC4-2 2B		0-1 G3-1		0-1 FC4-2 43 BLK		4 0 1 0 0 0 3			
43 Mike Brosseau, R (1, 5)		0-2 1B		2-3 K2-3		1-1 1B		1-3 K		4 0 2 0 0 2 2			
39 Kevin Kiermaier, L (1, 8) OBP: 0.336, SLG: 0.395		0-1 L8		0-0 FC4-2		1-2 L4			0-1 G4-3	4 0 0 0 0 0 3	AB 35 R 3 H 9 RBI 3 BB 2 SO 9 LOB 19		
14 Brett Phillips, L (1, 9) OBP: 0.261, SLG: 0.357		0-0 F9		1-3 K		0-1 L9			4-1 7 G3 7 S BB	3 0 0 0 1 1 3			
7 Michael Pérez, L (1, 2) OBP: 0.241, SLG: 0.253		3-3 K			3-1 P5		1-1 F9		1-0 G3	4 0 0 0 0 1 2			
Inning Stats	R: 0 H: 2 E: 0 LOB: 2 K: 2 BB: 0 S: 13 P: 18	R: 0 H: 1 E: 0 LOB: 1 K: 1 BB: 0 S: 9 P: 12	R: 1 H: 2 E: 0 LOB: 0 K: 0 BB: 0 S: 9 P: 16	R: 0 H: 1 E: 1 LOB: 1 K: 2 BB: 0 S: 12 P: 17	R: 2 H: 1 E: 0 LOB: 0 K: 0 BB: 1 S: 11 P: 24	R: 0 H: 1 E: 0 LOB: 1 K: 0 BB: 0 S: 9 P: 11	R: 0 H: 0 E: 0 LOB: 0 K: 2 BB: 0 S: 10 P: 14	R: 0 H: 1 E: 0 LOB: 1 K: 2 BB: 0 S: 12 P: 16	R: 0 H: 0 E: 0 LOB: 1 K: 0 BB: 1 S: 6 P: 12	1B: 6 SF: 0 2B: 1 SAC: 0 3B: 0 DP: 1 HR: 2 HBP: 0	WP: 0 PA: 37 PB: 0 SB: 2 CS: 0		
PITCHER	IP WLS BF H R ER SO BB IBB HBP BLK WP HR S P ERA WHIP											PITCHER	IP WLS BF H R ER SO BB IBB HBP BLK WP HR S P ERA WHIP
48 Jorge López, R (1, 1) ERA: 5.11	6.0 L 26 8 3 3 5 1 0 0 0 0 0 2 63 98 4.50 1.500												
58 Evan Phillips, R (7, 1) ERA: 3.14	2.0 7 1 0 0 4 0 0 0 0 1 0 0 22 30 0.00 0.500												
70 Travis Lakins Sr., R (9, 1) ERA: 3.18	1.0 4 0 0 0 0 1 0 0 0 0 0 0 6 12 0.00 1.000												

Tampa Bay Rays @ Baltimore Orioles
 Oriole Park at Camden Yards, Baltimore, MD
 Sat Sep 19 2020, 7:38 PM - 10:40 PM EDT
 Clear - 63 F

livebaseballscorecards.com



Batter	1	2	3	4	5	6	7	8	9	AB R H RBI BB SO LOB
31 Cedric Mullins, L OBP: 0.317, SLG: 0.365	3-2 F9	2-0 P5		1 SAFE 1 SAFE B FC 93 B FC 86 X FF 93	3-0 CS	1-1 24 BB 1B		2-2 G3-1	1-2 F7	5 0 1 0 0 0 1
11 Jose Iglesias, R OBP: 0.406, SLG: 0.515	3-2 1B 15 HBP 2B	1 SAFE H SI 93	1-0 HBP		1-2 K		1-0 G6-3			1 1 1 0 0 0 0
74 Pat Valaika, R OBP: 0.293, SLG: 0.452	(2, PR) (3, 6)									2 0 0 0 0 1 1
24 DJ Stewart, L OBP: 0.369, SLG: 0.552	4-1 15 HBP 6 BB 1B	3-3 K			4-0 BB		3-2 L9			2 0 0 0 2 1 2
6 Ryan Mountcastle, R OBP: 0.404, SLG: 0.552	0-1 15 HBP 1-2 2-3 1B		1-2 F9		2-3 K		3-2 28 G5-3 1B			4 0 2 0 0 1 2
28 Pedro Severino, R OBP: 0.344, SLG: 0.424	1-3 K		2-2 G6-3		1-3 K		1-2 G5-3			4 0 0 0 0 2 6
15 Chance Sisco, L OBP: 0.376, SLG: 0.409	1-2 HBP		0-0 F7			2-3 K	1-2 L7			3 0 0 1 0 1 1
57 Hanser Alberto, R OBP: 0.305, SLG: 0.395	0-1 G5-3			2-0 G1-3		1-0 14 FC5-4 HBP	3-3 K			3 0 0 0 0 1 4
14 Rio Ruiz, L OBP: 0.291, SLG: 0.420		1-1 G3		1-3 K		0-1 FC5-4		1-0 G3-1		4 0 0 0 0 1 1
21 Austin Hays, R OBP: 0.304, SLG: 0.315		0-2 11 HBP 1B		0-1 31 CS 1B		3-3 K		0-0 G4-3		4 0 2 0 0 1 1

Inning Stats	R: 1	H: 2	E: 0	K: 1	S: 21	LOB: 3	BB: 1	P: 33	R: 0	H: 1	E: 0	K: 1	S: 11	LOB: 2	BB: 0	P: 18	R: 0	H: 0	E: 0	K: 0	S: 7	LOB: 0	BB: 0	P: 10	R: 0	H: 1	E: 0	K: 3	S: 12	LOB: 2	BB: 1	P: 21	R: 0	H: 0	E: 0	K: 0	S: 11	LOB: 0	BB: 0	P: 17	R: 0	H: 1	E: 0	K: 1	S: 14	LOB: 1	BB: 0	P: 22	R: 0	H: 0	E: 0	K: 0	S: 5	LOB: 0	BB: 0	P: 7	1B: 5	2B: 1	3B: 0	HR: 0	SF: 0	SAC: 0	DP: 0	HBP: 3
--------------	------	------	------	------	-------	--------	-------	-------	------	------	------	------	-------	--------	-------	-------	------	------	------	------	------	--------	-------	-------	------	------	------	------	-------	--------	-------	-------	------	------	------	------	-------	--------	-------	-------	------	------	------	------	-------	--------	-------	-------	------	------	------	------	------	--------	-------	------	-------	-------	-------	-------	-------	--------	-------	--------

PITCHER	IP	WLS	BF	H	R	ER	SO	BB	IBB	HBP	BLK	WP	HR	S	P	ERA	WHIP
50 Charlie Morton, R ERA: 4.64	(1, 1)	5.0	W	23	5	1	6	2	0	2	0	0	0	57	94	1.80	1.400
15 Aaron Loup, L ERA: 2.63	(6, 1)	0.2	H	3	0	0	1	0	0	1	0	0	0	5	8	0.00	0.000
57 Aaron Slegers, R ERA: 3.52	(6, 1)	2.2	H	9	1	0	2	0	0	0	0	0	0	29	47	0.00	0.375
81 Ryan Thompson, R ERA: 4.81	(9, 1)	0.2	S	2	0	0	0	0	0	0	0	0	0	4	5	0.00	0.000

BOTTOM

Tampa Bay Rays @ Baltimore Orioles
 Oriole Park at Camden Yards, Baltimore, MD

Sat Sep 19 2020, 7:38 PM - 10:40 PM EDT
 Clear - 63 F

livebaseballscorecards.com

AB	32
R	1
H	6
RBI	1
BB	2
SO	9
LOB	19



WP: 0	PA: 38
PB: 0	
SB: 0	
CS: 1	

Batter	1	2	3	4	5	6	7	8	9	AB R H RBI BB SO LOB	TOP											
13 Manuel Margot, R OBP: 0.331, SLG: 0.348	1-2 E6 56 CS		2-1 1B		0-1 FC6-4 1-2f		0-3 K			4 0 1 0 0 1 2												
56 Randy Arozarena, R OBP: 0.370, SLG: 0.622	2-2 HBP		0-1 G1-3			2-0 HBP		2-3 K		2 0 0 0 0 1 1												
25 Yoshi Tsutsugo, L OBP: 0.311, SLG: 0.423	1-3 K			1-3 K		2-3 K		3-2 G5-3		4 0 0 0 0 3 2												
44 Kevan Smith, R OBP: 0.375, SLG: 0.423	1-3 K			2-3 K		0-1 P4		1-0 L7		4 0 0 0 0 2 2												
1 Willy Adames, R OBP: 0.335, SLG: 0.482		3-3 K		0-1 HR		0-1 FC6 1-2		2-0 L7		4 1 1 1 0 1 1												
35 Nathaniel Lowe, L OBP: 0.364, SLG: 0.489		3-3 K		1-3 K		1-1 G6-3		1-2 G3-1		4 0 0 0 0 2 2												
11 Hunter Renfro, R OBP: 0.254, SLG: 0.418			0-3 K		1-2 G4-3		3-3 K		0-0 L3	3 0 0 0 0 2 0 1 0 0 0 0 0 0												
8 Brandon Lowe, L OBP: 0.366, SLG: 0.566											AB 32 R 1 H 4 RBI 1 BB 0 SO 16 LOB 10											
10 Mike Zunino, R OBP: 0.225, SLG: 0.365			3-3 K		2-3 K		3-2 K			3 0 0 0 0 3 0												
18 Joey Wendle, L OBP: 0.325, SLG: 0.409			1-3 K		1-2 1B		1-1 1B			3 0 2 0 0 1 0												
Inning Stats	R: 0 E: 1 K: 2 S: 11	H: 0 LOB: 1 BB: 0 P: 16	R: 0 E: 0 K: 3 S: 10	H: 0 LOB: 0 BB: 0 P: 16	R: 0 E: 0 K: 2 S: 10	H: 1 LOB: 1 BB: 0 P: 16	R: 1 E: 0 K: 3 S: 19	H: 1 LOB: 0 BB: 0 P: 23	R: 0 E: 0 K: 1 S: 11	H: 1 LOB: 1 BB: 0 P: 15	R: 0 E: 1 K: 1 S: 11	H: 0 LOB: 2 BB: 0 P: 16	R: 0 E: 0 K: 3 S: 11	H: 1 LOB: 1 BB: 0 P: 18	R: 0 E: 0 K: 1 S: 7	H: 0 LOB: 0 BB: 0 P: 13	R: 0 E: 0 K: 0 S: 5	H: 0 LOB: 0 BB: 0 P: 8	1B: 3 2B: 0 3B: 0 HR: 1	SF: 0 SAC: 0 DP: 0 HBP: 2	WP: 0 PB: 0 SB: 0 CS: 1	PA: 34
PITCHER	IP WLS BF H R ER SO BB IBB HBP BLK WP HR S P ERA WHIP																					
47 John Means, L ERA: 5.02	(1, 1) 5.2 W 22 3 1 1 12 0 0 2 0 0 1 68 97 1.59 0.529																					
55 Dillon Tate, R ERA: 3.24	(6, 1) 1.0 H 5 1 0 0 2 0 0 0 0 0 0 12 20 0.00 1.000																					
56 Hunter Harvey, R ERA: 2.35	(7, 1) 1.1 H 4 0 0 0 2 0 0 0 0 0 0 10 16 0.00 0.000																					
62 César Valdez, R ERA: 1.35	(9, 1) 1.0 S 3 0 0 0 0 0 0 0 0 0 0 5 8 0.00 0.000																					

Tampa Bay Rays @ Baltimore Orioles
 Oriole Park at Camden Yards, Baltimore, MD
 Sun Sep 20 2020, 1:06 PM - 3:36 PM EDT
 Sunny - 65 F

livebaseballscorecards.com



Batter	1	2	3	4	5	6	7	8	9
57 Hanser Alberto, R OBP: 0.309, SLG: 0.397 (1, 4)	0-1 F FF 86 X FC 83 21 1B 39 1B 1B		0-0 X FF 88 F8 1		0-2 C FC 85 S CH 81 F CH 79 T CH 79 K 3			3-2 B FF 86 S FC 82 S CH 78 S CH 78 F CH 82 B FC 85 F CH 80 F FC 83 X FC 85 21 WP 1B	
21 Austin Hays, R OBP: 0.302, SLG: 0.313 (1, 8) (7, 7)	0-1 C FC 85 X FC 84 1-3 39 1B 1B		0-2 C FF 87 C CH 80 X FC 84 G5-3 2		0-2 C CU 69 S CH 78 X CH 79 G6-3 1			1-3 S FF 90 F FF 91 F FF 92 1 SAFE B FS 84 S FS 85 K 1-2	
6 Ryan Mountcastle, R OBP: 0.389, SLG: 0.530 (1, 7) (7, 3)	2-1 B CH 80 T FC 85 D CH 80 X CH 81 G6-3 1		0-0 X CH 79 L7 3		2-3 B CH 79 B FF 87 F FC 86 C FC 84 S FC 85 K 2			0-0 X FF 91 P2 2	
39 Renato Núñez, R OBP: 0.312, SLG: 0.478 (1, 10)	0-0 X FC 84 2-H 3-H 1B		1-2 C CU 70 C CH 79 B FC 82 X CH 80 P4 1		2-2 B CH 79 C FF 87 B FC 85 F FC 83 X CH 81 28 BB 1B			0-2 S FF 93 S FF 92 X FF 92 P3 3	
28 Pedro Severino, R OBP: 0.344, SLG: 0.418 (1, 2)	3-2 F CH 80 B FF 89 S FC 84 B CH 81 1 SAFE X FC 84 L5 2		0-0 X FF 87 F7 2		4-2 S FF 87 S CH 80 B CH 80 F FC 84 B CH 79 B FC 84 B CH 79 1-2 BB				
24 DJ Stewart, L OBP: 0.368, SLG: 0.536 (1, 9)	0-3 C CU 72 S CU 70 S CU 71 K 3		4-2 B FF 88 T CU 72 B FF 88 F CU 73 F CU 70 B FF 91 D CU 72 BB		0-3 S CU 71 C CU 73 S CU 72 K 3				
74 Pat Valaika, R OBP: 0.287, SLG: 0.442 (1, 6)		0-1 C FF 87 X FC 82 L8 1		1-3 1 SAFE C FC 84 B CH 79 F FC 84 C FC 86 K 3			0-2 F FC 83 S CH 78 X CH 79 F9 1		
14 Rio Ruiz, L OBP: 0.287, SLG: 0.413 (1, 5)		3-1 B FF 88 B CU 74 S FF 88 B CH 79 X FF 86 L9 2		0-2 C CU 70 F FF 87 X CH 79 G3 1			0-3 C FF 87 S CU 71 C CU 71 K 2		
36 Bryan Holaday, R OBP: 0.194, SLG: 0.200 31 Cedric Mullins, L OBP: 0.315, SLG: 0.362 (1, 3) (7, 8)		0-2 C FF 87 S CH 80 T CH 80 K 3		1-0 B FC 83 X FF 87 F7 2			0-3 C CU 70 F CH 80 F FC 82 S CH 80 K 3		

Inning Stats	R: 2	H: 3	E: 0	LOB: 1	K: 1	S: 13	P: 18	R: 0	H: 0	E: 0	LOB: 0	K: 1	S: 7	R: 0	H: 0	E: 0	LOB: 0	K: 0	S: 5	R: 0	H: 0	E: 0	LOB: 1	K: 1	S: 10	R: 0	H: 0	E: 0	LOB: 0	K: 1	S: 8	R: 0	H: 1	E: 0	LOB: 2	K: 2	S: 15	R: 0	H: 0	E: 0	LOB: 0	K: 2	S: 10	R: 0	H: 1	E: 0	LOB: 1	K: 1	S: 14	P: 18
--------------	------	------	------	--------	------	-------	-------	------	------	------	--------	------	------	------	------	------	--------	------	------	------	------	------	--------	------	-------	------	------	------	--------	------	------	------	------	------	--------	------	-------	------	------	------	--------	------	-------	------	------	------	--------	------	-------	-------

PITCHER	IP	WLS	BF	H	R	ER	SO	BB	IBB	HBP	BLK	WP	HR	S	P	ERA	WHIP
48 Ryan Yarbrough, L ERA: 3.78 (1, 1)	7.0	L	28	5	2	2	8	2	0	0	0	0	0	74	100	2.57	1.000
47 Oliver Drake, R ERA: 4.32 (8, 1)	1.0		3	0	0	0	1	0	0	0	0	1	0	8	9	0.00	0.000

AB R H RBI BB SO LOB

4	1	2	0	0	1	0
4	1	1	0	0	1	1
4	0	0	0	0	1	3
4	0	2	2	0	0	1
2	0	0	0	1	0	1
2	0	0	0	1	2	3
3	0	0	0	0	1	1
3	0	0	0	0	1	0
2	0	0	0	0	1	0
1	0	0	0	0	1	0

AB	29
R	2
H	5
RBI	2
BB	2
SO	9
LOB	10



WP	PA	ERA	WHIP
1	31		

Tampa Bay Rays @ Baltimore Orioles
 Oriole Park at Camden Yards, Baltimore, MD
 Sun Sep 20 2020, 1:06 PM - 3:36 PM EDT
 Sunny - 65 F

livebaseballscorecards.com

Batter	1	2	3	4	5	6	7	8	9	AB R H RBI BB SO LOB	TOP
25 Yoshi Tsutsugo, L (1, 10) OBP: 0.309, SLG: 0.418 56 Randy Arozarena, R (8, PR) OBP: 0.370, SLG: 0.622 (8, 10)										4 0 1 0 0 3 0 0 0 0 0 0 0 0	
8 Brandon Lowe, L (1, 4) OBP: 0.364, SLG: 0.565										4 0 1 0 0 3 1	
1 Willy Adames, R (1, 6) OBP: 0.333, SLG: 0.473										3 0 0 0 1 3 1	
35 Nathaniel Lowe, L (1, 3) OBP: 0.373, SLG: 0.540										3 2 1 1 1 2 3	
18 Joey Wendle, L (1, 5) OBP: 0.329, SLG: 0.418										4 0 2 0 0 0 1	
13 Manuel Margot, R (1, 7) OBP: 0.322, SLG: 0.341										3 0 0 1 0 0 1	
39 Kevin Kiermaier, L (1, 8) OBP: 0.333, SLG: 0.386										3 0 0 0 1 3 1	
14 Brett Phillips, L (1, 9) OBP: 0.260, SLG: 0.333										3 0 0 0 1 1 1	
10 Mike Zunino, R (1, 2) OBP: 0.216, SLG: 0.348										3 0 0 0 0 1 2	
Inning Stats	R: 0 H: 0 E: 0 LOB: 0 K: 3 BB: 0 S: 9 P: 10	R: 1 H: 1 E: 0 LOB: 2 K: 2 BB: 2 S: 17 P: 28	R: 0 H: 0 E: 0 LOB: 0 K: 3 BB: 0 S: 10 P: 16	R: 1 H: 2 E: 0 LOB: 0 K: 1 BB: 0 S: 9 P: 18	R: 0 H: 0 E: 0 LOB: 0 K: 1 BB: 0 S: 8 P: 13	R: 0 H: 1 E: 0 LOB: 1 K: 2 BB: 0 S: 9 P: 14	R: 0 H: 0 E: 0 LOB: 0 K: 2 BB: 0 S: 8 P: 13	R: 0 H: 1 E: 0 LOB: 2 K: 2 BB: 1 S: 12 P: 20	R: 0 H: 0 E: 0 LOB: 1 K: 0 BB: 1 S: 11 P: 17	1B: 2 SF: 1 2B: 2 SAC: 0 3B: 0 DP: 0 HR: 1 HBP: 0	WP: 0 PA: 35 PB: 1 SB: 4 CS: 1
PITCHER 48 Jacob deGrom, R (1, 1) ERA: 2.14 50 Miguel Castro, R (8, 1) ERA: 3.86 39 Edwin Diaz, R (9, 1) ERA: 1.57	IP WLS BF H R ER SO BB IBB HBP BLK WP HR S P ERA WHIP 7.0 L 26 4 2 2 14 2 0 0 0 0 0 1 70 112 2.57 0.857 1.0 5 1 0 0 2 1 0 0 0 0 0 0 12 20 0.00 2.000 1.0 4 0 0 0 0 1 0 0 0 0 0 0 11 17 0.00 1.000	PITCHER IP WLS BF H R ER SO BB IBB HBP BLK WP HR S P ERA WHIP									

Tampa Bay Rays @ New York Mets
 Citi Field, Flushing, NY
 Mon Sep 21 2020, 7:11 PM - 10:10 PM EDT
 Partly Cloudy - 62 F

livebaseballscorecards.com

AB	30
R	2
H	5
RBI	2
BB	4
SO	16
LOB	11



BOTTOM

Tampa Bay Rays @ New York Mets
 Citi Field, Flushing, NY
 Mon Sep 21 2020, 7:11 PM - 10:10 PM EDT
 Partly Cloudy - 62 F

livebaseballscorecards.com

AB	30
R	1
H	4
RBI	1
BB	3
SO	8
LOB	10



WP: 0	PA: 35
PB: 0	
SB: 0	
CS: 1	

AB R H RBI BB SO LOB

2	0	0	0	1	0	1
4	0	2	1	0	1	1
3	0	0	0	1	2	5
4	0	0	0	0	1	2
4	0	0	0	0	1	1
4	0	0	0	0	2	0
3	0	0	0	0	1	0
1	0	0	0	0	0	0
2	1	0	0	1	0	0
3	0	2	0	0	0	0

Batter	1	2	3	4	5	6	7	8	9
9 Brandon Nimmo, L OBP: 0.407, SLG: 0.500 (1, 9)	4-2 BB 2 CS		0-0 FC6 1-2f		1-1 HBP 6 1B			0-1 G5-3	
6 Jeff McNeil, L OBP: 0.399, SLG: 0.485 (1, 7)	0-2 L6			0-0 1B 2 FC6	0-0 1B 1-2 2-3			1-3 K	
28 J.D. Davis, R OBP: 0.376, SLG: 0.401 (1, 5)	1-3 K			0-3 K 1 X SI 91	0-0 L9			4-2 BB	
2 Dominic Smith, L OBP: 0.377, SLG: 0.605 (1, 3)	2-2 CS 1-2	1-3 K 1 X SI 91		2-0 FC6 1-2f		0-1 G6-3		1-2 F7	
24 Robinson Canó, L OBP: 0.356, SLG: 0.544 (1, 4)		2-0 F8		0-2 K		0-1 G1-3		1-2 L8	
20 Pete Alonso, R OBP: 0.298, SLG: 0.415 (1, 10)		2-3 K		1-0 L6		0-0 G5-3		3-3 K	
1 Amed Rosario, R OBP: 0.277, SLG: 0.370 60 Andrés Giménez, L (9, PH) OBP: 0.339, SLG: 0.381 (1, 6)			1-2 G1-3		2-1 F9		0-3 K	1-2 P5	
15 Guillermo Heredia, R OBP: 0.286, SLG: 0.167 (1, 8)			0-0 G6-3		4-2 9 HBP 40 1B 6 1B BB		2-1 F8		
40 Wilson Ramos, R OBP: 0.301, SLG: 0.376 (1, 2)			2-1 FC6 9 1B		0-0 6 1B 9 HBP 1B		0-2 G6-3		

Inning Stats	R: 0 E: 0 K: 11 S: 11	H: 0 LOB: 0 BB: 1 P: 18	R: 0 E: 0 K: 7 S: 7	H: 0 LOB: 0 BB: 0 P: 12	R: 0 E: 0 K: 0 S: 7	H: 1 LOB: 1 BB: 0 P: 10	R: 0 E: 0 K: 2 S: 8	H: 1 LOB: 1 BB: 0 P: 10	R: 1 E: 0 K: 0 S: 9	H: 2 LOB: 3 BB: 1 P: 17	R: 0 E: 0 K: 1 S: 5	H: 0 LOB: 0 BB: 0 P: 10	R: 0 E: 0 K: 1 S: 10	H: 0 LOB: 1 BB: 1 P: 16	R: 0 E: 0 K: 1 S: 16	H: 0 LOB: 0 BB: 0 P: 21	1B: 4 2B: 0 3B: 0 HR: 0	SF: 0 SAC: 0 DP: 0 HBP: 1
--------------	--------------------------------	----------------------------------	------------------------------	----------------------------------	------------------------------	----------------------------------	------------------------------	----------------------------------	------------------------------	----------------------------------	------------------------------	----------------------------------	-------------------------------	----------------------------------	-------------------------------	----------------------------------	----------------------------------	------------------------------------

PITCHER	IP	WLS	BF	H	R	ER	SO	BB	IBB	HBP	BLK	WP	HR	S	P	ERA	WHIP
29 Pete Fairbanks, R ERA: 2.55 (1, 1)	1.2		5	0	0	0	2	1	0	0	0	0	0	15	25	0.00	0.600
81 Ryan Thompson, R ERA: 4.62 (2, 1)	1.0		4	1	0	0	1	0	0	0	0	0	0	9	14	0.00	1.000
61 Josh Fleming, L ERA: 3.42 (3, 1)	3.0	W	14	3	1	1	2	1	0	1	0	0	0	22	32	3.00	1.333
63 Diego Castillo, R ERA: 1.74 (6, 1)	1.1	H	4	0	0	0	1	0	0	0	0	0	0	9	11	0.00	0.000
71 Ryan Sherriff, L ERA: (8, 1)	1.0	H	4	0	0	0	1	1	0	0	0	0	0	10	16	0.00	1.000

PITCHER	IP	WLS	BF	H	R	ER	SO	BB	IBB	HBP	BLK	WP	HR	S	P	ERA	WHIP
70 Nick Anderson, R ERA: 0.6 (9, 1)	1.0		3	0	0	0	1	0	0	0	0	0	0	16	21	0.00	0.000

Batter	1	2	3	4	5	6	7	8	9	AB R H RBI BB SO LOB	TOP									
25 Yoshi Tsutsugo, L (1, 10) OBP: 0.308, SLG: 0.414	2-1 P2		2-2 1B			1-2 G5-3		3-3 K		4 0 1 0 0 1 0										
8 Brandon Lowe, L (1, 4) OBP: 0.362, SLG: 0.558	2-3 K		1-0 G3			0-0 1B		1-3 K		4 0 1 0 0 2 1										
56 Randy Arozarena, R (1, 7) OBP: 0.345, SLG: 0.571	1-2 P4				0-1 L8	1-1 G5-4-3			2-3 K	4 0 0 0 0 1 1										
35 Nathaniel Lowe, L (1, 3) OBP: 0.349, SLG: 0.500		0-0 F7			3-3 K		1-2 G4-3		2-2 L7	4 0 0 0 0 1 0										
18 Joey Wendle, L (1, 5) OBP: 0.333, SLG: 0.420		0-2 K			2-2 F9		0-0 1B		2-1 1B	4 0 2 0 0 1 0										
1 Willy Adames, R (1, 6) OBP: 0.332, SLG: 0.486		0-1 HR			1-0 G1-3		0-1 FC5		0-1 G6-3	4 2 1 1 0 0 2										
39 Kevin Kiermaier, L (1, 8) OBP: 0.327, SLG: 0.377		0-2 L8			2-3 K		1-1 FC5-2			3 0 0 0 0 1 2										
14 Brett Phillips, L (1, 9) OBP: 0.269, SLG: 0.326			1-3 K		4-2 BB		2-3 K			1 0 0 0 1 1 0										
11 Hunter Renfro, R (7, PH) OBP: 0.252, SLG: 0.414							1-2 3-H			1 0 0 0 0 1 1										
7 Michael Pérez, L (1, 2) OBP: 0.236, SLG: 0.247			3-3 K		2-3 K			1-3 K		2 0 0 0 0 2 1										
44 Kevan Smith, R (8, PH) OBP: 0.364, SLG: 0.407										1 0 0 0 0 1 0										
Inning Stats	R: 0 E: 0 K: 1 S: 8	H: 0 LOB: 0 BB: 0 P: 13	R: 1 E: 0 K: 1 S: 12	H: 1 LOB: 0 BB: 0 P: 12	R: 0 E: 0 K: 2 S: 12	H: 1 LOB: 1 BB: 0 P: 19	R: 0 E: 0 K: 1 S: 10	H: 0 LOB: 0 BB: 0 P: 15	R: 0 E: 0 K: 0 S: 6	H: 1 LOB: 0 BB: 0 P: 8	R: 1 E: 1 K: 1 S: 12	H: 1 LOB: 1 BB: 0 P: 16	R: 0 E: 0 K: 3 S: 10	H: 0 LOB: 0 BB: 0 P: 15	R: 0 E: 0 K: 1 S: 10	H: 1 LOB: 1 BB: 0 P: 16	1B: 4 2B: 0 3B: 0 HR: 1	SF: 0 SAC: 0 DP: 1 HBP: 0	WP: 1 PB: 0 SB: 2 CS: 0	PA: 33
PITCHER	IP WLS BF H R ER SO BB IBB HBP BLK WP HR S P ERA WHIP																			
67 Seth Lugo, R (1, 1) ERA: 3.82	6.1 W 24 4 2 1 7 1 0 0 0 0 0 1 66 95 1.42 0.789																			
38 Justin Wilson, L (7, 1) ERA: 3.86	0.2 H 2 0 0 0 1 0 0 0 0 0 1 0 6 9 0.00 0.000																			
47 Chasen Shreve, L (8, 1) ERA: 3.0	1.0 H 3 0 0 0 3 0 0 0 0 0 0 0 10 15 0.00 0.000																			
39 Edwin Díaz, R (9, 1) ERA: 1.5	1.0 S 4 1 0 0 1 0 0 0 0 0 0 0 10 16 0.00 1.000																			

Tampa Bay Rays @ New York Mets
Citi Field, Flushing, NY
Tue Sep 22 2020, 7:11 PM - 10:13 PM EDT
Clear - 69 F

livebaseballscorecards.com

AB 32
R 2
H 5
RBI 1
BB 1
SO 12
LOB 8



Batter	1	2	3	4	5	6	7	8	9
6 Jeff McNeil, L OBP: 0.401, SLG: 0.485 (1, 9) (9, 7)	 1-3	 2-2 2-H			 2-2 28 CS		 0-3		
28 J.D. Davis, R OBP: 0.373, SLG: 0.394 (1, 10)	 4-2		 1-1		 3-3 1-2		 2-3		
2 Dominic Smith, L OBP: 0.380, SLG: 0.606 (1, 7) (9, 3)	 1-3		 1-3			 2-2 24 G6-3 20 1B		 2-0 24 1B 20 FC5 21 1B	
21 Todd Frazier, R OBP: 0.303, SLG: 0.376 (1, 5)	 3-2		 2-2		 1-3		 2-1 20 FC5 24 1B		
24 Robinson Canó, L OBP: 0.360, SLG: 0.562 60 Andrés Giménez, L (8, PR) OBP: 0.339, SLG: 0.381 (9, 4)		 2-2		 0-2		 1-1		 1-0 20 FC5	
20 Pete Alonso, R OBP: 0.306, SLG: 0.435 9 Brandon Nimmo, L (8, PR) OBP: 0.407, SLG: 0.500 (9, 9)		 4-2 26 WP 6 1B		 0-0		 0-1 1 FC6-4		 1-2 2-3 FC5 1 G6-4-3	
1 Amed Rosario, R OBP: 0.269, SLG: 0.359 (1, 6)		 1-3		 1-1		 2-1 1 SAFE 1 FC6-4		 0-0 1-2 2-3f 3-H	
15 Guillermo Heredia, R OBP: 0.292, SLG: 0.333 (1, 8)		 0-2		 2-3			 3-2		
26 Robinson Chirinos, R OBP: 0.227, SLG: 0.194 (1, 2)		 4-2 6 1B			 3-2 6 1B		 3-2		

Inning Stats	R: 0	H: 0	E: 0	K: 2	S: 11	LOB: 1	BB: 1	P: 20	R: 1	H: 2	E: 0	K: 2	S: 20	LOB: 2	BB: 2	P: 33	R: 0	H: 0	E: 0	K: 2	S: 8	LOB: 0	BB: 0	P: 12	R: 1	H: 1	E: 0	K: 1	S: 10	LOB: 0	BB: 0	P: 13	R: 0	H: 2	E: 0	K: 1	S: 10	LOB: 1	BB: 0	P: 18	R: 1	H: 2	E: 0	K: 1	S: 12	LOB: 1	BB: 0	P: 18	R: 1	H: 1	E: 0	K: 2	S: 16	LOB: 0	BB: 0	P: 24	R: 1	H: 2	E: 0	K: 0	S: 7	LOB: 2	BB: 0	P: 13
	1B: 6	SF: 0	2B: 2	SAC: 0	3B: 0	DP: 2	HR: 3	HBP: 1	1B: 6	SF: 0	2B: 2	SAC: 0	3B: 0	DP: 2	HR: 3	HBP: 1	1B: 6	SF: 0	2B: 2	SAC: 0	3B: 0	DP: 2	HR: 3	HBP: 1	1B: 6	SF: 0	2B: 2	SAC: 0	3B: 0	DP: 2	HR: 3	HBP: 1	1B: 6	SF: 0	2B: 2	SAC: 0	3B: 0	DP: 2	HR: 3	HBP: 1	1B: 6	SF: 0	2B: 2	SAC: 0	3B: 0	DP: 2	HR: 3	HBP: 1																

PITCHER	IP	WLS	BF	H	R	ER	SO	BB	IBB	HBP	BLK	WP	HR	S	P	ERA	WHIP
4 Blake Snell, L ERA: 3.24 (1, 1)	5.2	L	23	6	3	3	9	3	0	0	0	1	2	67	108	4.76	1.588
84 John Curtiss, R ERA: 1.93 (6, 1)	2.1		11	4	2	2	2	0	0	1	0	0	1	27	43	7.71	1.714

BOTTOM

Tampa Bay Rays @ New York Mets
Citi Field, Flushing, NY

Tue Sep 22 2020, 7:11 PM - 10:13 PM EDT
Clear - 69 F

AB	30
R	5
H	10
RBI	5
BB	3
SO	11
LOB	12

WP	PA	ERA	WHIP
1	34		

Batter	1	2	3	4	5	6	7	8	9	AB R H RBI BB SO LOB	TOP											
25 Yoshi Tsutsugo, L (1, 10) OBP: 0.305, SLG: 0.403	1-2 K		3-1 P6			0-0 F8		4-2 8 HR BB	1-3 K	4 1 0 0 1 2 2												
8 Brandon Lowe, L (1, 4) OBP: 0.363, SLG: 0.570	1-3 K		1-1 FC3			2-2 56 HR 1B		3-1 1-H HR	3-2 G5-3	5 2 2 3 0 1 1												
56 Randy Arozarena, R (1, 7) OBP: 0.365, SLG: 0.685	1-3 K		1-1 F9-2			0-0 1-H HR		2-1 11 G1-3 1B	3-2 HR	5 3 3 3 0 1 2												
35 Nathaniel Lowe, L (1, 3) OBP: 0.324, SLG: 0.458		0-0 L6		0-1 G5-3		2-1 L5		1-2 K	0-3 K	5 0 0 0 0 2 1												
14 Brett Phillips, L (9, 9) OBP: 0.269, SLG: 0.326										0 0 0 0 0 0 0												
11 Hunter Renfroe, R (1, 9) OBP: 0.244, SLG: 0.400		3-1 F9		0-0 L7		0-1 G6-3		1-0 G1-3		4 0 0 0 0 0 1												
18 Joey Wendle, L (1, 5) OBP: 0.337, SLG: 0.438		1-0 HR		1-0 G3-1				2-2 K	0-0 1B IBB	3 1 1 1 1 1 0												
1 Willy Adames, R (1, 6) OBP: 0.335, SLG: 0.492		0-3 K			0-0 F9			2-1 2B	2-0 39 BB 1B	4 0 2 1 0 1 0												
13 Manuel Margot, R (1, 8) OBP: 0.331, SLG: 0.350			0-0 10 2B 8 FC3 1B		2-0 10 CS 1B			2-3 K	4-0 BB	2 1 2 0 0 0 0												
39 Kevin Kiermaier, L (7, PH) OBP: 0.329, SLG: 0.374								1-2 BB		1 0 0 0 1 1 1												
10 Mike Zunino, R (1, 2) OBP: 0.218, SLG: 0.357			0-0 8 FC3 56 F9-2 2B		2-2 F9		0-2 G1-3	1-3 K		4 0 1 0 0 1 5												
Inning Stats	R: 0 E: 0 K: 3 S: 9	H: 0 LOB: 0 BB: 0 P: 12	R: 1 E: 0 K: 1 S: 8	H: 1 LOB: 0 BB: 0 P: 12	R: 1 E: 0 K: 0 S: 8	H: 2 LOB: 1 BB: 0 P: 13	R: 0 E: 0 K: 0 S: 4	H: 0 LOB: 0 BB: 0 P: 5	R: 0 E: 0 K: 0 S: 7	H: 1 LOB: 0 BB: 0 P: 11	R: 2 E: 0 K: 0 S: 9	H: 2 LOB: 0 BB: 0 P: 13	R: 0 E: 0 K: 2 S: 13	H: 1 LOB: 1 BB: 0 P: 19	R: 3 E: 0 K: 2 S: 16	H: 3 LOB: 3 BB: 3 P: 34	R: 1 E: 0 K: 2 S: 14	H: 1 LOB: 0 BB: 0 P: 21	1B: 5 2B: 3 3B: 0 HR: 4	SF: 0 SAC: 0 DP: 1 HBP: 0	WP: 0 PB: 0 SB: 0 CS: 1	PA: 40
PITCHER	IP WLS BF H R ER SO BB IBB HBP BLK WP HR S P ERA WHIP																				PITCHER	IP WLS BF H R ER SO BB IBB HBP BLK WP HR S P ERA WHIP
45 Michael Wacha, R (1, 1) ERA: 6.62	6.0 L 23 6 4 4 4 0 0 0 0 0 2 45 66 6.00 1.000																					
50 Miguel Castro, R (7, 1) ERA: 3.7	1.0 4 1 0 0 2 0 0 0 0 0 0 0 13 19 0.00 1.000																					
47 Chasen Shreve, L (8, 1) ERA: 4.07	0.1 4 2 3 3 1 1 0 0 0 0 1 11 21 81.00 9.000																					
27 Jeury Familia, R (8, 1) ERA: 4.01	0.2 5 1 0 0 1 1 1 0 0 0 0 5 13 0.00 3.000																					
32 Steven Matz, L (9, 1) ERA: 9.76	1.0 4 1 1 1 2 0 0 0 0 0 1 14 21 9.00 1.000																					

Tampa Bay Rays @ New York Mets
 Citi Field, Flushing, NY
 Wed Sep 23 2020, 7:12 PM - 10:04 PM EDT
 Clear - 76 F

livebaseballscorecards.com

AB 37
R 8
H 11
RBI 8
BB 3
SO 10
LOB 13



BOTTOM

Tampa Bay Rays @ New York Mets
 Citi Field, Flushing, NY
 Wed Sep 23 2020, 7:12 PM - 10:04 PM EDT
 Clear - 76 F

livebaseballscorecards.com

AB	33
R	5
H	6
RBI	5
BB	2
SO	13
LOB	9



WP:	0	PA:	35
PB:	0		
SB:	0		
CS:	0		

AB	R	H	RBI	BB	SO	LOB
2	0	0	0	1	0	0
1	0	0	0	0	0	0

4	0	0	0	0	3	1
---	---	---	---	---	---	---

3	1	1	0	1	0	0
---	---	---	---	---	---	---

4	1	1	0	0	3	2
---	---	---	---	---	---	---

4	1	1	1	0	3	4
---	---	---	---	---	---	---

4	0	0	1	0	1	1
---	---	---	---	---	---	---

4	1	2	2	0	1	0
---	---	---	---	---	---	---

4	1	1	1	0	1	1
---	---	---	---	---	---	---

3	0	0	0	0	1	0
---	---	---	---	---	---	---

1B:	2	SF:	0
2B:	1	SAC:	0
3B:	0	DP:	0
HR:	3	HBP:	0

Batter	1	2	3	4	5	6	7	8	9
9 Brandon Nimmo, L OBP: 0.406, SLG: 0.494 15 Guillermo Heredia, R OBP: 0.280, SLG: 0.318	4-2 6 1B BB		X FF 96 0-0 F8		B CU 82 3-2 S SI 93 B CU 83 C FF 100 B CU 84 X FF 98			F SI 92 0-1 X SI 92 F9	
30 Michael Conforto, L OBP: 0.412, SLG: 0.515	1-3 K		C FF 98 2-3 B CU 82 B CU 82 S SI 97 F FF 98 S FF 98		B FF 97 3-3 B SI 90 T FF 95 S FF 96 B FF 98 F FF 98 F FF 99 C FF 99			C SI 92 3-2 C SI 93 B SL 82 B SI 81 B SL 81 X SI 93	
6 Jeff McNeil, L OBP: 0.403, SLG: 0.482	X FF 98 0-0 1-2 1B		F CU 80 0-1 X CU 83 G3		F SI 91 0-2 F FF 99 X CU 83 L9			B FS 84 4-1 F FS 84 B FS 84 B FS 83 B FF 91	20 2B 24 G4-3 BB
20 Pete Alonso, R OBP: 0.305, SLG: 0.436	C CU 80 2-3 B CU 82 D FF 99 F FF 97 S CU 82 K		B CU 80 2-3 B SI 97 F FF 97 C FF 97 S CU 84 K		B CU 82 1-3 C CU 82 S CU 84 S CU 84 K			B FF 91 1-0 X FF 91 24 G4-3 21 HR 2B	4 1 1 0 0 3 2
2 Dominic Smith, L OBP: 0.377, SLG: 0.615	C FF 99 1-3 F FF 100 F CU 83 F CU 83 S CU 85 K2-3		F FF 98 1-1 B FF 98 X CU 82 HR		B FF 97 1-3 F FF 98 F FF 98 F SL 85 S SL 85 K			S FS 83 1-3 C FS 83 B FS 91 F FS 83 F FS 84 S FF 91 K	4 1 1 1 0 3 4
24 Robinson Canó, L OBP: 0.351, SLG: 0.548		F FF 96 1-1 B CU 85 X FF 99 L6		C FF 99 0-1 X SI 93 G4-3		B FF 98 1-3 S CH 94 S SL 89 S SL 88 K		B FF 92 1-0 X FS 83 G4-3	4 0 0 1 0 1 1
21 Todd Frazier, R OBP: 0.308, SLG: 0.400		C FF 99 1-3 F CU 83 B CU 84 S CU 84 K		B CU 83 1-0 X FF 98 F8		F FF 99 2-1 B SL 86 B FF 97 X FF 97 1B		X FF 91 0-0 3-H HR	4 1 2 2 0 1 0
60 Andrés Giménez, L OBP: 0.336, SLG: 0.402		X FF 98 0-0 HR		C FF 100 0-2 F SI 94 X CU 83 G1		B FF 97 1-1 S SL 88 X SL 88 G4-3		F FF 95 0-3 S CU 83 S CU 83 K	4 1 1 1 0 1 1
40 Wilson Ramos, R OBP: 0.295, SLG: 0.368		X FF 98 0-0 G4-3		X FF 98 0-0 F9		B SI 91 2-3 B SI 90 F SI 92 S SI 92 K			

Inning Stats	R: 0	H: 1	E: 0	LOB: 2	K: 3	S: 14	R: 1	H: 1	E: 0	LOB: 0	K: 1	S: 7	R: 0	H: 0	E: 0	LOB: 0	K: 1	S: 7	R: 1	H: 1	E: 0	LOB: 0	K: 1	S: 8	R: 0	H: 0	E: 0	LOB: 0	K: 0	S: 7	R: 0	H: 1	E: 0	LOB: 1	K: 2	S: 11	R: 0	H: 0	E: 0	LOB: 0	K: 1	S: 8	R: 3	H: 2	E: 0	LOB: 0	K: 2	S: 12	1B: 2	SF: 0	2B: 1	SAC: 0	3B: 0	DP: 0	HR: 3	HBP: 0	WP: 0	PA: 35
--------------	------	------	------	--------	------	-------	------	------	------	--------	------	------	------	------	------	--------	------	------	------	------	------	--------	------	------	------	------	------	--------	------	------	------	------	------	--------	------	-------	------	------	------	--------	------	------	------	------	------	--------	------	-------	-------	-------	-------	--------	-------	-------	-------	--------	-------	--------

PITCHER	IP	WLS	BF	H	R	ER	SO	BB	IBB	HBP	BLK	WP	HR	S	P	ERA	WHIP
20 Tyler Glasnow, R ERA: 4.08	(1, 1)	6.0	W	22	3	2	2	8	1	0	0	0	0	11	16	0.00	1.000
29 Pete Fairbanks, R ERA: 2.45	(7, 1)	1.0	H	4	1	0	0	2	0	0	0	0	0	8	13	0.00	0.000
71 Ryan Sherriff, L ERA:	(8, 1)	1.0		3	0	0	0	1	0	0	0	0	0	9	16	40.50	4.500
47 Oliver Drake, R ERA: 7.0	(9, 1)	0.2		5	2	3	3	1	1	0	0	0	1	9	16	40.50	4.500
70 Nick Anderson, R ERA: 0.59	(9, 1)	0.1		1	0	0	0	1	0	0	0	0	0	3	3	0.00	0.000

Batter	1	2	3	4	5	6	7	8	9	AB R H RBI BB SO LOB	TOP
22 Andrew McCutchen, R (1, 7) OBP: 0.319, SLG: 0.413	F9		G5-3		K		F8			4 0 0 0 0 1 2	
28 Alec Bohm, R (1, 5) OBP: 0.404, SLG: 0.483	K		3 E 1B		3 1B		K			4 1 2 1 0 2 0	
3 Bryce Harper, L (1, 10) OBP: 0.417, SLG: 0.546	BB		E6 3B		10 FC6-4 1B			G3-1		3 1 2 2 1 0 0	
10 J.T. Realmuto, R (1, 3) OBP: 0.348, SLG: 0.500	G5-3		G4-3		FC6-4			F8		4 0 0 0 0 0 3	
18 Didi Gregorius, L (1, 6) OBP: 0.346, SLG: 0.502		K		2 CS 1B		F8		BB		3 0 1 0 1 1 0	
2 Jean Segura, R (1, 4) OBP: 0.351, SLG: 0.429		K		K		F9		P4		4 0 0 0 0 2 2	
9 Jay Bruce, L (1, 9) OBP: 0.248, SLG: 0.468		K		K		BB				3 0 0 0 1 3 0	
5 Andrew Knapp, S (1, 2) OBP: 0.414, SLG: 0.457			G3-1		K		G6-3			4 0 0 0 0 2 1	
4 Scott Kingery, R (1, 8) OBP: 0.231, SLG: 0.290			28 WP 22 G5-3 28 1B 1B		28 1B 3 1B 2B		K			4 2 2 0 0 2 0	
Inning Stats	R: 0 H: 0 E: 0 K: 1 S: 13	R: 0 H: 0 E: 0 K: 3 S: 9	R: 3 H: 3 E: 1 K: 0 S: 17	R: 0 H: 1 E: 0 K: 2 S: 11	R: 1 H: 3 E: 0 K: 2 S: 14	R: 0 H: 0 E: 0 K: 0 S: 8	R: 0 H: 0 E: 0 K: 2 S: 9	R: 0 H: 0 E: 0 K: 0 S: 8	R: 0 H: 0 E: 0 K: 3 S: 9	1B: 5 SF: 0 2B: 2 SAC: 0 3B: 1 DP: 1 HR: 0 HBP: 0	WP: 1 PA: 36 PB: 0 SB: 0 CS: 1
PITCHER	IP WLS BF H R ER SO BB IBB HBP BLK WP HR S P ERA WHIP										
50 Charlie Morton, R (1, 1) ERA: 4.74	5.0										
47 Oliver Drake, R (6, 1) ERA: 6.3	1.0										
81 Ryan Thompson, R (7, 1) ERA: 4.44	1.0										
70 Nick Anderson, R (8, 1) ERA: 0.55	1.0	W									
84 John Curtiss, R (9, 1) ERA: 1.85	1.0	S									

Philadelphia Phillies @ Tampa Bay Rays
Tropicana Field, St. Petersburg, FL
Fri Sep 25 2020, 6:41 PM - 9:48 PM EDT
Dome - 72 F

livebaseballscorecards.com

AB	33
R	4
H	7
RBI	3
BB	3
SO	13
LOB	8



Batter	1	2	3	4	5	6	7	8	9
18 Joey Wendle, L (1, 4) OBP: 0.339, SLG: 0.436	0-2 G4-3	0-0 G3			1-2 56 2B 1B	1-2 G5-3		1-0 1B	
56 Randy Arozarena, R (1, 7) OBP: 0.368, SLG: 0.678	2-3 K		3-2 1B		1-2 1B 39 FC4-6 2B		2-3 K	2-3 K	
35 Nathaniel Lowe, L (1, 10) OBP: 0.306, SLG: 0.429	0-1 G6-3		0-3 K		2-3 K		1-3 K		
1 Willy Adames, R (1, 6) OBP: 0.333, SLG: 0.486		2-1 G5-3	1 SAFE 2-3 K		1-1 39 FC4-6 1B		1-3 K		
39 Kevin Kiermaier, L (1, 8) OBP: 0.329, SLG: 0.373		0-0 43 BB 14 1B	1-0 G1-3		1-2 FC4-6			2-2 L7	
43 Mike Brosseau, R (1, 5) OBP: 0.389, SLG: 0.564		4-2 10 HBP 14 1B BB			1-2 F8			1-0 14 BB 11 BB 18 1B	
25 Yoshi Tsutsugo, L (5, PH) OBP: 0.307, SLG: 0.404		1-2 BB			1-1 F7			4-2 14 BB 18 1B BB	
11 Hunter Renfro, R (1, 3) OBP: 0.244, SLG: 0.390		1-3 K			1-2 P2			2-2 18 1B BB	
7 Michael Pérez, L (9, 2) OBP: 0.236, SLG: 0.247		2-2 10 HBP 1B			4-0 BB			4-2 18 1B BB	
14 Brett Phillips, L (1, 9) OBP: 0.321, SLG: 0.417		1-2 2-H 1B			3-3 K			1-2 2-3 BB	
10 Mike Zunino, R (1, 2) OBP: 0.222, SLG: 0.347		1-0 HBP			1-3 K			1-2 P6	
8 Brandon Lowe, L (8, PH) OBP: 0.361, SLG: 0.567		1-2 2-3 HBP							

Inning Stats	R: 0	H: 0	E: 0	K: 1	S: 8	H: 0	LOB: 0	BB: 0	P: 10	R: 1	H: 2	E: 0	K: 1	S: 13	R: 0	H: 1	E: 0	K: 2	S: 11	R: 0	H: 0	E: 0	K: 1	S: 16	R: 2	H: 3	E: 0	K: 1	S: 17	R: 1	H: 1	E: 0	K: 2	S: 12	R: 0	H: 0	E: 0	K: 3	S: 10	R: 2	H: 2	E: 0	K: 1	S: 15	1B: 7	2B: 1	3B: 0	HR: 1	SF: 0	SAC: 0	DP: 0	HBP: 1	WP: 0	PA: 38
--------------	------	------	------	------	------	------	--------	-------	-------	------	------	------	------	-------	------	------	------	------	-------	------	------	------	------	-------	------	------	------	------	-------	------	------	------	------	-------	------	------	------	------	-------	------	------	------	------	-------	-------	-------	-------	-------	-------	--------	-------	--------	-------	--------

PITCHER	IP	WLS	BF	H	R	ER	SO	BB	IBB	HBP	BLK	WP	HR	S	P	ERA	WHIP
21 Vince Velasquez, R (1, 1) ERA: 5.56	4.1		22	6	3	3	6	2	0	0	0	0	0	60	92	6.23	1.846
96 Tommy Hunter, R (5, 1) ERA: 4.01	1.2		6	1	1	1	2	0	0	0	0	0	1	17	26	5.40	0.600
75 Connor Brogdon, R (7, 1) ERA: 4.35	1.0		3	0	0	0	3	0	0	0	0	0	0	10	14	0.00	0.000
46 Adam Morgan, L (8, 1) ERA: 5.54	0.1	L	4	1	2	2	0	2	0	0	0	0	0	8	19	54.00	9.000
50 Héctor Neris, R (8, 1) ERA: 3.98	0.2		3	1	0	0	1	0	0	0	0	0	0	7	11	0.00	1.500

AB R H RBI BB SO LOB

5 1 2 2 0 0 3

5 1 2 0 0 3 2

4 0 0 0 0 3 3

4 0 1 1 0 2 1

3 1 1 1 0 0 2

1 0 0 0 0 0 0

1 0 0 0 1 0 0

2 1 1 0 0 0 1

3 1 0 0 1 2 2

0 0 0 0 0 0 0

2 1 2 2 2 0 0

2 0 0 0 0 2 1

1 0 0 0 0 0 3

AB 33

R 6

H 9

RBI 6

BB 4

SO 12

LOB 18

WP: 0 PA: 38

PB: 0

SB: 1

CS: 0

ERA WHIP

Philadelphia Phillies @ Tampa Bay Rays

Tropicana Field, St. Petersburg, FL

Fri Sep 25 2020, 6:41 PM - 9:48 PM EDT

Dome - 72 F



Batter	1	2	3	4	5	6	7	8	9
56 Randy Arozarena, R (1, 10) OBP: 0.375, SLG: 0.661	2-2 FC4-6 1B			2-3 K	3-0 1B HBP		1-3 K		
8 Brandon Lowe, L (1, 4) OBP: 0.364, SLG: 0.563	0-1 FC4-6 1B			4-2 1B BB	1-0 1B		1-2 FC4-6		
1 Willy Adames, R (1, 6) OBP: 0.332, SLG: 0.481	0-1 G6-4-3			1-1 G5-3	2-0 1B		2-2 P4		
25 Yoshi Tsutsugo, L (1, 5) OBP: 0.322, SLG: 0.408		4-2 G6-4-3 BB		0-1 1B	0-0 IBB		4-2 BB		
43 Mike Brosseau, R (1, 3) OBP: 0.372, SLG: 0.537		0-1 G6-4-3		2-3 K	0-3 K		1-3 K		
39 Kevin Kiermaier, L (1, 8) OBP: 0.321, SLG: 0.362		0-1 G1-3		2-3 K	2-3 K	1-2 G4-3	1-3 K		
13 Manuel Margot, R (1, 7) OBP: 0.327, SLG: 0.352			1-2 G5-3	0-0 1B 2B	1-2 G5-3		3-3 K		
14 Brett Phillips, L (1, 9) OBP: 0.305, SLG: 0.392			2-3 K	3-3 K	1-1 G4-3				
10 Mike Zunino, R (1, 2) OBP: 0.238, SLG: 0.360			2-3 K	1-2 1B HBP			0-0 FC4-6 1B		

Inning Stats	R: 0	H: 1	E: 0	K: 0	S: 7	R: 0	H: 0	E: 0	K: 0	S: 6	R: 0	H: 0	E: 0	K: 2	S: 9	R: 1	H: 1	E: 0	K: 2	S: 13	R: 3	H: 4	E: 0	K: 3	S: 18	R: 0	H: 0	E: 0	K: 0	S: 9	R: 0	H: 1	E: 0	K: 1	S: 11	R: 0	H: 0	E: 0	K: 3	S: 12						
	LOB: 0	BB: 0	LOB: 0	BB: 1		LOB: 0	BB: 0	LOB: 0	BB: 1		LOB: 0	BB: 0	LOB: 0	BB: 1		LOB: 1	BB: 1	LOB: 1	BB: 0		LOB: 3	BB: 1	LOB: 0	BB: 0		LOB: 1	BB: 0	LOB: 1	BB: 1		LOB: 0	BB: 0	LOB: 1	BB: 1		LOB: 0	BB: 0	LOB: 1	BB: 1		LOB: 0	BB: 0	LOB: 0	BB: 0	LOB: 1	BB: 1

PITCHER	IP	WLS	BF	H	R	ER	SO	BB	IBB	HBP	BLK	WP	HR	S	P	ERA	WHIP
45 Zack Wheeler, R (1, 1) ERA: 2.92	7.0	L	31	7	4	4	8	3	1	1	0	0	0	75	118	5.14	1.429
75 Connor Brogdon, R (8, 1) ERA: 3.97	1.0		3	0	0	0	3	0	0	0	0	0	0	10	15	0.00	0.000

AB	R	H	RBI	BB	SO	LOB
3	1	1	0	0	2	1
3	1	1	1	1	0	2
4	0	1	1	0	0	3
1	0	1	1	3	0	0
4	0	0	0	0	3	6
4	0	0	0	0	2	1
4	1	1	0	0	1	1
3	0	0	0	0	2	1
3	1	2	1	0	1	0

WP	PA	ERA	WHIP
0	34		
0			
0			
0			

Philadelphia Phillies @ Tampa Bay Rays
Tropicana Field, St. Petersburg, FL
Sat Sep 26 2020, 7:07 PM - 10:00 PM EDT
Dome - 72 F

livebaseballscorecards.com

AB	29
R	4
H	7
RBI	4
BB	4
SO	11
LOB	15



Batter	1	2	3	4	5	6	7	8	9	AB	R	H	RBI	BB	SO	LOB	TOP										
22 Andrew McCutchen, R (1, 7) OBP: 0.324, SLG: 0.433	3-3 K		3-2 G5-4-3		0-0 F8			0-2 P3		4	0	0	0	0	1	1											
28 Alec Bohm, R (1, 5) OBP: 0.400, SLG: 0.481	2-2 G1-6-3			3-1 G6-3		2-0 G6-3		2-0 2B		4	0	1	0	0	0	0											
3 Bryce Harper, L (1, 10) OBP: 0.420, SLG: 0.542	0-0 1B			1-0 1B		3-3 K		2-2 G6-3		4	0	2	0	0	1	1											
10 J.T. Realmuto, R (1, 2) OBP: 0.349, SLG: 0.491	2-3 K			2-2 FC6		4-0 BB		1-2 G6-4-3		3	0	1	0	1	1	2											
2 Jean Segura, R (1, 4) OBP: 0.347, SLG: 0.422		0-1 G6-3		1-2 L4		2-3 K		2-1 G6-4-3		4	0	0	0	0	1	4											
18 Didi Gregorius, L (1, 6) OBP: 0.339, SLG: 0.488		0-1 G5-3		0-0 1B			1-1 G3-1		1-2 G4-3	4	0	1	0	0	0	0											
8 Phil Gosselin, R (1, 3) OBP: 0.324, SLG: 0.402		2-2 K		3-2 G6-3			3-1 G4-3			2	0	0	0	0	1	3											
40 Adam Haseley, L (7, PH) OBP: 0.348, SLG: 0.342										1	0	0	0	0	0	0											
4 Scott Kingery, R (1, 8) OBP: 0.228, SLG: 0.283			0-0 FC1-6		1-2 F8		2-2 G3-1			2	0	1	0	0	0	0											
9 Jay Bruce, L (7, PH) OBP: 0.252, SLG: 0.469										1	0	0	0	0	0	0											
24 Roman Quinn, S (1, 9) OBP: 0.261, SLG: 0.315			0-0 FC1-6		3-2 F9			1-2 G6-3		1	0	0	0	0	0	1											
5 Andrew Knapp, S (5, PH) OBP: 0.404, SLG: 0.444										2	0	0	0	0	0	0											
Inning Stats	R: 0 E: 0 K: 2 S: 12	H: 1 LOB: 1 BB: 0 P: 19	R: 0 E: 0 K: 1 S: 7	H: 0 LOB: 0 BB: 0 P: 9	R: 0 E: 0 K: 0 S: 5	H: 1 LOB: 0 BB: 0 P: 8	R: 0 E: 1 K: 0 S: 13	H: 2 LOB: 3 BB: 0 P: 23	R: 0 E: 0 K: 0 S: 9	H: 0 LOB: 0 BB: 0 P: 13	R: 0 E: 0 K: 2 S: 7	H: 0 LOB: 1 BB: 1 P: 18	R: 0 E: 0 K: 0 S: 7	H: 0 LOB: 0 BB: 0 P: 13	R: 0 E: 0 K: 0 S: 11	H: 1 LOB: 1 BB: 0 P: 16	R: 0 E: 0 K: 0 S: 8	H: 1 LOB: 0 BB: 0 P: 12	1B: 5 2B: 1 3B: 0 HR: 0	SF: 0 SAC: 0 DP: 2 HBP: 0	WP: 0 PB: 0 SB: 0 CS: 0	PA: 33					
PITCHER	IP	WLS	BF	H	R	ER	SO	BB	IBB	HBP	BLK	WP	HR	S	P	ERA	WHIP										
61 Josh Fleming, L (1, 1) ERA: 2.78	6.0	W	23	4	0	0	5	1	0	0	0	0	0	53	90	0.00	0.833										
47 Oliver Drake, R (7, 1) ERA: 5.73	1.0		3	0	0	0	0	0	0	0	0	0	0	7	13	0.00	0.000										
15 Aaron Loup, L (8, 1) ERA: 2.52	1.0		4	1	0	0	0	0	0	0	0	0	0	11	16	0.00	1.000										
71 Ryan Sherriff, L (9, 1) ERA:	1.0		3	1	0	0	0	0	0	0	0	0	0	8	12	0.00	1.000										

Philadelphia Phillies @ Tampa Bay Rays
Tropicana Field, St. Petersburg, FL
Sun Sep 27 2020, 3:11 PM - 6:08 PM EDT
Dome - 72 F

livebaseballscorecards.com

AB	32
R	0
H	6
RBI	0
BB	1
SO	5
LOB	12



BOTTOM

Philadelphia Phillies @ Tampa Bay Rays
Tropicana Field, St. Petersburg, FL
Sun Sep 27 2020, 3:11 PM - 6:08 PM EDT
Dome - 72 F

livebaseballscorecards.com

AB	32
R	5
H	9
RBI	4
BB	4
SO	10
LOB	17



WP	2	PA	37
PB	0		
SB	0		
CS	0		

AB R H RBI BB SO LOB

5	0	0	0	0	2	2
3	0	0	0	1	2	1
2	1	0	0	2	1	2
4	1	2	0	0	0	2
3	1	1	1	0	1	1
4	0	2	1	0	1	1
0	0	0	0	0	0	0
4	1	2	1	0	0	3
4	1	2	1	0	2	2
3	0	0	0	1	1	3
1B	7	SF	0			
2B	1	SAC	0			
3B	1	DP	2			
HR	0	HBP	1			

Batter	1	2	3	4	5	6	7	8	9								
25 Yoshi Tsutsugo, L OBP: 0.314, SLG: 0.395 (1, 5) (3, 7)																	
8 Brandon Lowe, L OBP: 0.362, SLG: 0.554 (1, 10)																	
56 Randy Arozarena, R OBP: 0.362, SLG: 0.641 (1, 7) (3, 8)																	
35 Nathaniel Lowe, L OBP: 0.316, SLG: 0.433 (1, 3) (3, 5)																	
18 Joey Wendle, L OBP: 0.342, SLG: 0.435 (1, 6)																	
11 Hunter Renfroe, R OBP: 0.252, SLG: 0.393 (1, 9)																	
14 Brett Phillips, L OBP: 0.305, SLG: 0.392 (2, PH) (3, 2)																	
43 Mike Brosseau, R OBP: 0.378, SLG: 0.558 (1, 4)																	
7 Michael Pérez, L OBP: 0.237, SLG: 0.238 (1, 2) (3, 3)																	
Inning Stats	R: 0 E: 0 K: 2 S: 11	H: 0 LOB: 0 BB: 0 P: 18	R: 1 E: 0 K: 1 S: 16	H: 3 LOB: 2 BB: 0 P: 20	R: 2 E: 0 K: 2 S: 20	H: 3 LOB: 2 BB: 1 P: 31	R: 0 E: 0 K: 2 S: 15	H: 0 LOB: 2 BB: 2 P: 27	R: 0 E: 0 K: 2 S: 9	H: 0 LOB: 0 BB: 0 P: 15	R: 2 E: 0 K: 1 S: 14	H: 2 LOB: 2 BB: 1 P: 25	R: 0 E: 0 K: 0 S: 5	H: 0 LOB: 0 BB: 0 P: 10	R: 0 E: 0 K: 0 S: 9	H: 1 LOB: 0 BB: 0 P: 14	
PITCHER	IP	WLS	BF	H	R	ER	SO	BB	IBB	HBP	BLK	WP	HR	S	P	ERA	WHIP
27 Aaron Nola, R ERA: 3.28 (1, 1)	3.2	L	20	6	3	3	6	3	0	0	0	0	0	59	93	7.36	2.455
50 Héctor Neris, R ERA: 4.57 (4, 1)	1.1		7	2	2	2	4	0	0	0	0	1	0	20	30	13.50	1.500
56 Zach Eflin, R ERA: 3.97 (6, 1)	2.2		9	1	0	0	0	1	0	1	0	0	0	17	33	0.00	0.750
79 JoJo Romero, L ERA: 7.59 (8, 1)	0.1		1	0	0	0	0	0	0	0	0	0	0	3	4	0.00	0.000

Batter	1	2	3	4	5	6	7	8	9	AB R H RBI BB SO LOB	TOP											
8 Cavan Biggio, L (1, 5) OBP: 0.250, SLG: 0.500										4 0 1 0 0 3 1												
11 Bo Bichette, R (1, 6)										3 0 0 1 0 1 1												
15 Randal Grichuk, R (1, 8)										3 0 0 0 1 2 1												
27 Vladimir Guerrero Jr., R (1, 3)										3 0 0 0 0 2 1												
13 Lourdes Gurriel Jr., R (1, 7) OBP: 0.500, SLG: 0.750											4 0 2 0 0 1 0											
37 Teoscar Hernández, R (1, 9)											3 0 0 0 1 2 3											
20 Jonathan Villar, S (1, 4)											2 0 0 0 0 1 1											
2 Joe Panik, L (7, 4)											2 0 0 0 0 0 3											
85 Alejandro Kirk, R (1, 10) OBP: 0.333, SLG: 0.333										3 0 1 0 0 0 0												
9 Danny Jansen, R (1, 2)										2 0 0 0 0 0 1												
44 Rowdy Tellez, L (8, PH) OBP: 1.000, SLG: 1.000										1 1 1 0 0 0 0												
10 Reese McGuire, L (8, 2)										0 0 0 0 0 0 0												
Inning Stats	R: 0 E: 0 K: 2 S: 10	H: 0 LOB: 1 BB: 1 P: 18	R: 0 E: 0 K: 2 S: 8	H: 0 LOB: 0 BB: 0 P: 15	R: 0 E: 0 K: 1 S: 7	H: 0 LOB: 0 BB: 0 P: 11	R: 0 E: 0 K: 2 S: 7	H: 0 LOB: 0 BB: 0 P: 10	R: 0 E: 0 K: 1 S: 6	H: 0 LOB: 0 BB: 1 P: 11	R: 0 E: 0 K: 1 S: 12	H: 1 LOB: 1 BB: 0 P: 19	R: 0 E: 0 K: 1 S: 15	H: 1 LOB: 2 BB: 0 P: 22	R: 1 E: 0 K: 0 S: 13	H: 2 LOB: 1 BB: 0 P: 19	R: 0 E: 0 K: 2 S: 10	H: 1 LOB: 1 BB: 0 P: 18	1B: 3 2B: 2 3B: 0 HR: 0	SF: 1 SAC: 0 DP: 1 HBP: 1	WP: 1 PB: 0 SB: 0 CS: 0	PA: 34
PITCHER	IP WLS BF H R ER SO BB IBB HBP BLK WP HR S P ERA WHIP																					
4 Blake Snell, L (1, 1) ERA:	5.2 W 19 1 0 0 9 2 0 0 0 0 0 0 48 82 0.00 0.529																					
63 Diego Castillo, R (6, 1) ERA:	0.2 H 4 1 0 0 1 0 0 1 0 0 0 10 14 0.00 1.500																					
70 Nick Anderson, R (7, 1) ERA: 5.4	1.2 H 7 2 1 1 0 0 0 0 0 0 0 20 29 5.40 1.200																					
29 Pete Fairbanks, R (9, 1) ERA:	1.0 S 4 1 0 0 2 0 0 0 0 1 0 10 18 0.00 1.000																					

Toronto Blue Jays @ Tampa Bay Rays
Tropicana Field, St. Petersburg, FL
Tue Sep 29 2020, 5:09 PM - 8:13 PM EDT
Dome - 72 F

livebaseballscorecards.com

AB 30
R 1
H 5
RBI 1
BB 2
SO 12
LOB 12



Batter	1	2	3	4	5	6	7	8	9
25 Yoshi Tsutsugo, L (1, 10) 11 Hunter Renfroe, R (5, PH) 26 Ji Man Choi, L (8, PH)	0-0 F8		0-3 K		2-3 K			2-2 L8	
8 Brandon Lowe, L (1, 4) OBP: 0.250, SLG: 0.250	2-2 56 FC5-4 1B		2-2 F7			1-1 P5		1-2 F8	
56 Randy Arozarena, R (1, 7) OBP: 0.250, SLG: 0.750 14 Brett Phillips, L (9, 7)	2-2 FC5-4 1-2f			2-1 1 WP 3B		2-3 K		0-0 G3	
35 Nathaniel Lowe, L (1, 3)	0-2 G6-3			1-3 K		0-3 K			
1 Willy Adames, R (1, 6)		1-0 F9		4-2 13 S BB			1-3 K		
18 Joey Wendle, L (1, 5)		0-1 F7		2-3 3-H			4-2 13 HR BB		
13 Manuel Margot, R (1, 9) OBP: 0.667, SLG: 1.667		1-1 1B		3-2 P2 1-2			1-1 HR		
39 Kevin Kiermaier, L (1, 8)		0-0 G4-3			3-2 P5		0-0 P4		
10 Mike Zunino, R (1, 2)			0-3 K		3-2 G5-3		3-3 K		

Inning Stats	R: 0 E: 0 K: 12 S: 12	H: 1 LOB: 1 BB: 0 P: 16	R: 0 E: 0 K: 0 S: 6	H: 1 LOB: 1 BB: 0 P: 8	R: 0 E: 0 K: 2 S: 9	H: 0 LOB: 0 BB: 0 P: 11	R: 1 E: 0 K: 2 S: 15	H: 1 LOB: 1 BB: 1 P: 27	R: 0 E: 0 K: 1 S: 12	H: 0 LOB: 0 BB: 0 P: 20	R: 0 E: 0 K: 2 S: 10	H: 0 LOB: 0 BB: 0 P: 13	R: 2 E: 0 K: 2 S: 12	H: 1 LOB: 0 BB: 1 P: 21	R: 0 E: 0 K: 0 S: 9	H: 0 LOB: 0 BB: 0 P: 12
--------------	--------------------------------	----------------------------------	------------------------------	---------------------------------	------------------------------	----------------------------------	-------------------------------	----------------------------------	-------------------------------	----------------------------------	-------------------------------	----------------------------------	-------------------------------	----------------------------------	------------------------------	----------------------------------

PITCHER	IP	WLS	BF	H	R	ER	SO	BB	IBB	HBP	BLK	WP	HR	S	P	ERA	WHIP
34 Matt Shoemaker, R (1, 1) ERA:	3.0		11	2	0	0	2	0	0	0	0	0	0	27	35	0.00	0.667
38 Robbie Ray, L (4, 1) ERA: 3.0	3.0	L	11	1	1	1	5	1	0	0	0	1	0	37	60	3.00	0.667
36 A.J. Cole, R (7, 1) ERA: 54.0	0.1		3	1	2	2	1	1	0	0	0	0	1	8	14	54.00	6.000
56 Ryan Borucki, L (7, 1) ERA:	0.2		2	0	0	0	1	0	0	0	0	0	0	4	7	0.00	0.000
31 Thomas Hatch, R (8, 1) ERA:	1.0		3	0	0	0	0	0	0	0	0	0	0	9	12	0.00	0.000

AB	R	H	RBI	BB	SO	LOB
2	0	0	0	0	1	0
1	0	0	0	0	1	0
1	0	0	0	0	0	0
4	0	1	0	0	0	0
4	1	1	0	0	1	1
0	0	0	0	0	0	0
3	0	0	0	0	2	2
2	0	0	0	1	1	0
2	1	0	0	1	1	1
3	1	2	2	0	0	1
3	0	0	0	0	0	1
3	0	0	0	0	2	0

WP	HR	S	P	ERA	WHIP
1	0	0	30		
0	0	0			
1	0	0			
0	0	0			

Toronto Blue Jays @ Tampa Bay Rays
Tropicana Field, St. Petersburg, FL
Tue Sep 29 2020, 5:09 PM - 8:13 PM EDT
Dome - 72 F

AB	28
R	3
H	4
RBI	2
BB	2
SO	9
LOB	6



WP	HR	S	P	ERA	WHIP
1	0	0	30		
0	0	0			
1	0	0			
0	0	0			

Batter	1	2	3	4	5	6	7	8	9	AB R H RBI BB SO LOB	TOP
8 Cavan Biggio, L (1, 5) OBP: 0.125, SLG: 0.250	0-3 K		3-3 K		0-0 F8		1-3 K			4 0 0 0 0 3 1	
11 Bo Bichette, R (1, 6)	0-0 F8		4-1 13 G6-3 BB		0-0 G6-3		2-1 G4-3			3 0 0 0 1 0 1	
13 Lourdes Gurriel Jr., R (1, 7) OBP: 0.250, SLG: 0.375	1-1 F8		0-1 G6-3		1-2 F8			0-1 G6-3		4 0 0 0 0 0 1	
27 Vladimir Guerrero Jr., R (1, 10) OBP: 0.250, SLG: 0.143		3-3 K	1-2 G6-3			0-1 15 WP 1B		1-2 K		4 0 1 0 0 2 1	
15 Randal Grichuk, R (1, 8) OBP: 0.250, SLG: 0.143		1-3 K2-3		3-1 37 WP 1B		1-3 K2-3		2-3 K		4 0 1 0 0 3 1	
37 Teoscar Hernández, R (1, 9) OBP: 0.250, SLG: 0.143		2-2 6 1B		2-3 K		3-3 K		0-1 G6-3		4 0 1 0 0 2 2	
6 Travis Shaw, L (1, 3) OBP: 0.250, SLG: 0.250		0-0 1B		0-0 F7		3-3 K		0-1 F9		4 0 1 0 0 1 2	
2 Joe Panik, L (1, 4) OBP: 0.167, SLG: 0.167		0-0 G3		1-1 G3			2-2 1B	1-0 G4-3		4 0 1 0 0 0 3	
9 Danny Jansen, R (1, 2) OBP: 0.400, SLG: 1.600			0-0 HR		2-0 HR		1-2 F9			3 2 2 2 0 0 1	
Inning Stats	R: 0 E: 0 K: 1 S: 6 H: 0 LOB: 0 BB: 0 P: 7	R: 0 E: 0 K: 2 S: 12 H: 2 LOB: 2 BB: 0 P: 18	R: 1 E: 0 K: 1 S: 10 H: 1 LOB: 1 BB: 1 P: 18	R: 0 E: 0 K: 1 S: 8 H: 1 LOB: 1 BB: 0 P: 14	R: 1 E: 0 K: 0 S: 7 H: 1 LOB: 0 BB: 0 P: 10	R: 0 E: 0 K: 3 S: 12 H: 1 LOB: 1 BB: 0 P: 19	R: 0 E: 0 K: 1 S: 12 H: 1 LOB: 1 BB: 0 P: 18	R: 0 E: 0 K: 2 S: 9 H: 0 LOB: 0 BB: 0 P: 12	R: 0 E: 0 K: 0 S: 5 H: 0 LOB: 0 BB: 0 P: 6	1B: 5 2B: 0 3B: 0 HR: 2 SF: 0 SAC: 0 DP: 0 HBP: 0	WP: 2 PB: 0 SB: 0 CS: 0 PA: 35
PITCHER	IP WLS BF H R ER SO BB IBB HBP BLK WP HR S P ERA WHIP										
20 Tyler Glasnow, R (1, 1) ERA: 3.0	6.0 W 25 6 2 2 8 1 0 0 0 2 2 55 86 3.00 1.167										
15 Aaron Loup, L (7, 1) ERA:	0.2 3 1 0 0 1 0 0 0 0 0 0 10 14 0.00 1.500										
81 Ryan Thompson, R (7, 1) ERA:	1.1 4 0 0 0 2 0 0 0 0 0 0 11 16 0.00 0.000										
70 Nick Anderson, R (9, 1) ERA: 3.38	1.0 3 0 0 0 0 0 0 0 0 0 0 5 6 0.00 0.000										

Toronto Blue Jays @ Tampa Bay Rays
Tropicana Field, St. Petersburg, FL
Wed Sep 30 2020, 4:08 PM - 7:12 PM EDT
Dome - 72 F

livebaseballscorecards.com

AB 34
R 2
H 7
RBI 2
BB 1
SO 11
LOB 13



Batter	1	2	3	4	5	6	7	8	9
43 Mike Brosseau, R OBP: 0.667, SLG: 0.667 26 Ji Man Choi, L (5, PH) (6, 3)	1-1 B FF 87 C FC 88 X FC 84	2-3 B CU 72 C FC 89 F FC 89 B FC 89 F FC 85 C FC 73	2-1 C FF 91 B KC 80 B FF 91 X SL 87		3-3 F FF 99 B FF 91 S FF 92 B FF 100 F FF 92 B FF 99 S FF 99			2-2 B SI 94 D FS 87 C SI 94 F FS 86 X SI 95	
56 Randy Arozarena, R OBP: 0.556, SLG: 1.000	1-1 B FF 89 F FC 85 X CH 80	0-0 X CU 71	3-2 D KC 78 C SL 87 B CH 85 B SL 86 F SI 94 F FF 93 X SL 88			4-2 C SI 96 C SL 86 B SL 86 C SL 88 F SI 94 B SL 87 B SI 96 D SL 84		3-2 C SL 81 B SL 84 C SL 84 B SI 96 X SI 94	
8 Brandon Lowe, L OBP: 0.250, SLG: 0.250	0-0 X FF 88	0-1 F FC 84 X FF 88	3-2 B FF 91 F FF 93 S CH 86 B FF 91 F FC 85 X CH 84			3-3 B SI 94 B SI 86 C SL 84 1 SAFE B SI 86 B CH 85 C SI 94			
2 Yandy Diaz, R 18 Joey Wendle, L (6, PR) (7, 5)	1-3 B CU 72 C CH 80 F FC 86 S FC 85	4-0 B CH 78 B FC 85 B CH 78 FF 88	0-1 C FF 93 X CH 86			4-2 C SI 95 B SL 86 C SI 96 B SI 95 B SI 88 B SI 95			
13 Manuel Margot, R OBP: 0.429, SLG: 0.857	0-1 C FF 91 X CH 78	1-0 B FF 88 X CH 80		1-3 S FF 98 S FF 98 B FF 100 S FF 98		2-2 B SI 96 C SI 95 1 SAFE D SL 88 C SI 95 1 SAFE F SI 95 X SI 95			
11 Hunter Renfro, R OBP: 0.200, SLG: 0.800	2-2 B FF 89 S FC 86 F FC 87 B CU 74 X CH 80	1-1 F CH 80 B FC 85 X FC 85		1-3 C SL 84 S FF 99 B FF 101 S SL 87		1-3 C SL 87 B SI 94 F CH 86 F FF 96 F SI 95 S CH 87			
1 Willy Adames, R OBP: 0.286, SLG: 0.167	1-3 B FF 88 C FC 85 S FC 85 S FC 84	1-2 F SL 84 B FF 91 X CH 83 X FF 92		1-3 B FF 99 S FF 98 S SL 85 S FF 100		0-1 F FF 96 X SI 95			
39 Kevin Kiermaier, L OBP: 0.143, SLG: 0.143					2-1 B FF 96 F FF 97 B FF 89 X FF 95		1-1 F CH 85 B CH 86 X CH 86		
10 Mike Zunino, R OBP: 0.286, SLG: 0.714		0-2 S FF 87 1 SAFE S FC 85 X FF 88	2-3 F SL 84 B FF 92 B KC 80 F FF 93 F CH 85 C FF 93		2-3 C FF 98 B SL 84 S FF 97 B FF 99 S FF 98		1-1 C SI 94 B SL 84 X SI 94		

Inning Stats	1	2	3	4	5	6	7	8	9
R: 1 E: 1 K: 2 S: 16	H: 4 LOB: 3 BB: 0 P: 22	R: 6 E: 1 K: 1 S: 18	H: 5 LOB: 1 BB: 1 P: 29	R: 0 E: 0 K: 3 S: 9	H: 0 LOB: 0 BB: 0 P: 12	R: 0 E: 0 K: 2 S: 9	H: 0 LOB: 1 BB: 2 P: 26	R: 0 E: 0 K: 1 S: 9	H: 1 LOB: 0 BB: 0 P: 14

PITCHER	IP	WLS	BF	H	R	ER	SO	BB	IBB	HBP	BLK	WP	HR	S	P	ERA	WHIP
99 Hyun Jin Ryu, L ERA: 16.2	1.2	L	15	8	7	3	3	1	0	0	0	0	0	30	45	16.20	5.400
48 Ross Stripling, R ERA: 6.75	1.1		7	3	1	1	1	0	0	0	0	0	0	21	33	6.75	2.250
24 Nate Pearson, R ERA:	2.0		6	0	0	0	5	0	0	0	0	0	0	18	28	0.00	0.000
52 Anthony Bass, R ERA:	1.0		4	0	0	0	1	2	0	0	0	0	0	13	26	0.00	2.000
31 Thomas Hatch, R ERA:	1.0		3	0	0	0	1	0	0	0	0	0	0	9	11	0.00	0.000

BOTTOM

Toronto Blue Jays @ Tampa Bay Rays
Tropicana Field, St. Petersburg, FL
Wed Sep 30 2020, 4:08 PM - 7:12 PM EDT
Dome - 72 F

AB	R	H	RBI	BB	SO	LOB
3	1	2	0	0	1	0
2	0	0	0	0	1	1
4	2	3	1	1	0	0
4	0	1	0	0	1	3
2	1	0	0	2	1	3
0	0	0	0	0	0	0
4	1	1	1	0	1	3
4	1	1	4	0	2	2
4	0	1	0	0	2	3
4	1	1	0	0	0	1
4	1	2	2	0	2	0

AB	35
R	8
H	12
RBI	8
BB	3
SO	11
LOB	16

WP: 0 PA: 38
PB: 0
SB: 0
CS: 1


1B: 8 SF: 0
2B: 3 SAC: 0
3B: 0 DP: 2
HR: 2 HBP: 0

ERA: 0.00 WHIP: 1.000

PITCHER

41 Rafael Dolis, R
ERA:

IP	WLS	BF	H	R	ER	SO	BB	IBB	HBP	BLK	WP	HR	S	P	ERA	WHIP
1.0		3	1	0	0	0	0	0	0	0	0	0	8	14	0.00	1.000



Batter	1	2	3	4	5	6	7	8	9	AB R H RBI BB SO LOB
2 Yandy Diaz, R (1, 10) C FF 96 B FF 96 X SL 86	1-1 G6-3		2-2 G6-3		0-1 G5-3		2-1 G5-3		4-2 BB	4 0 0 0 1 0 0
8 Brandon Lowe, L (1, 4) OBP: 0.308, SLG: 0.182 B KC 83 C FF 97 S KC 84 B FF 97 T KC 84	2-2 K		3-3 K		4-2 56 1B BB		4-2 BB		1-3 K	3 0 0 0 2 3 1
56 Randy Arozarena, R (1, 7) OBP: 0.615, SLG: 1.167 B KC 84 B KC 81 X FF 96	2-0 HR			2-1 26 HR 1B	0-0 26 IBB 1B		2-2 L6			4 2 3 1 0 0 1
26 Ji Man Choi, L (1, 3) OBP: 0.286, SLG: 0.667 B FF 98 C KC 83 S KC 84 X FF 98	1-2 P5			1-1 HR	2-0 IBB			0-0 G4-3		3 1 1 2 1 0 0
13 Manuel Margot, R (1, 9) OBP: 0.364, SLG: 0.600		0-1 G5-3		0-0 L9	1-3 K			4-1 43 FC4-8 BB		3 0 0 0 1 1 3
18 Joey Wendle, L (1, 5) OBP: 0.333, SLG: 0.200 43 Mike Brosseau, R (8, PH) OBP: 0.500, SLG: 0.500		0-1 G5-3		1-1 1B		0-1 F8		1-1 FC4-6		3 0 1 0 0 0 0 1 0 0 0 0 0 1
1 Willy Adames, R (1, 6) OBP: 0.273, SLG: 0.200		3-1 1B		2-3 K		3-3 K		2-3 K		4 0 1 0 0 3 2
39 Kevin Kiermaier, L (1, 8) OBP: 0.091, SLG: 0.091		0-0 F7		2-1 G4-3		3-3 K				4 0 0 0 0 1 2
10 Mike Zunino, R (1, 2) OBP: 0.222, SLG: 0.556 17 Austin Meadows, L (7, PH) 7 Michael Pérez, L (8, 2)			2-3 K2-3		0-3 K		2-3 K		3-2 F8	2 0 0 0 0 2 0 1 0 0 0 0 1 0 1 0 0 0 0 0 0

Inning Stats	R: 1 E: 0 K: 1 S: 9	H: 1 LOB: 0 BB: 0 P: 15	R: 0 E: 0 K: 0 S: 7	H: 1 LOB: 1 BB: 0 P: 10	R: 0 E: 0 K: 2 S: 11	H: 0 LOB: 0 BB: 0 P: 18	R: 2 E: 0 K: 1 S: 12	H: 3 LOB: 1 BB: 0 P: 20	R: 0 E: 0 K: 2 S: 9	H: 0 LOB: 0 BB: 0 P: 15	R: 0 E: 0 K: 1 S: 10	H: 0 LOB: 1 BB: 1 P: 14	R: 0 E: 0 K: 1 S: 10	H: 0 LOB: 1 BB: 1 P: 19	1B: 4 2B: 0 3B: 0 HR: 2	SF: 0 SAC: 0 DP: 0 HBP: 0	WP: 0 PB: 0 SB: 0 CS: 0	PA: 38
--------------	------------------------------	----------------------------------	------------------------------	----------------------------------	-------------------------------	----------------------------------	-------------------------------	----------------------------------	------------------------------	----------------------------------	-------------------------------	----------------------------------	-------------------------------	----------------------------------	----------------------------------	------------------------------------	----------------------------------	--------

PITCHER	IP	WLS	BF	H	R	ER	SO	BB	IBB	HBP	BLK	WP	HR	S	P	ERA	WHIP
45 Gerrit Cole, R (1, 1) ERA: 3.46	6.0	W	26	6	3	3	8	1	1	0	0	0	2	60	97	4.50	1.167
57 Chad Green, R (7, 1) ERA:	1.0	H	4	0	0	0	1	1	0	0	0	0	0	10	20	0.00	1.000
53 Zack Britton, L (8, 1) ERA: 7.71	1.0	H	4	0	0	0	1	1	0	0	0	0	0	7	14	0.00	1.000
85 Luis Cessa, R (9, 1) ERA: 3.0	1.0		4	0	0	0	1	1	0	0	0	0	0	10	19	0.00	1.000

BOTTOM

New York Yankees @ Tampa Bay Rays
Petco Park, San Diego, CA
Mon Oct 05 2020, 5:13 PM - 8:47 PM PDT
Clear - 84 F


livebaseballscorecards.com

AB	33
R	3
H	6
RBI	3
BB	5
SO	11
LOB	10



Batter	1	2	3	4	5	6	7	8	9
17 Austin Meadows, L (1, 10) OBP: 0.333, SLG: 0.800	3-2 F8	4-2 BB		2-2 F8		2-1 HR		1-3 K	
8 Brandon Lowe, L (1, 4) OBP: 0.235, SLG: 0.133	1-2 L8	0-0 F9		0-1 G1-3		2-2 G5-3			
56 Randy Arozarena, R (1, 7) OBP: 0.588, SLG: 1.188	3-2 HR		3-2 G5-3	0-0 1B		3-3 K			
26 Ji Man Choi, L (1, 3) OBP: 0.455, SLG: 0.571	3-2 HBP		4-1 13 HR	4-1 BB		1-1 G3			
13 Manuel Margot, R (1, 9) OBP: 0.385, SLG: 0.833	1-0 G1-3		3-2 1-H	1-2 F7		0-1 G4-3			
25 Yoshi Tsutsugo, L (4, PH) 14 Brett Phillips, L (5, 9)									
18 Joey Wendle, L (1, 5) OBP: 0.500, SLG: 0.375		3-2 10 HR	0-0 1B	0-0 1B	4-2 39 1B	2-2 G4-3			
1 Willy Adames, R (1, 6) OBP: 0.200, SLG: 0.143		0-0 F8	1-3 E1	2-2 G2-3		0-3 K			
39 Kevin Kiermaier, L (1, 8) OBP: 0.133, SLG: 0.133		0-3 K	0-1 P5	0-1 10 L4-3		3-2 L8			
10 Mike Zunino, R (1, 2) OBP: 0.231, SLG: 0.692		1-2 HR	1-3 K	0-2 L4-3		0-3 K			

AB	R	H	RBI	BB	SO	LOB
4	1	1	1	1	1	0
4	0	0	0	0	0	1
4	1	2	1	0	1	0
1	1	0	0	2	0	0
2	1	1	2	0	0	1
1	0	0	0	0	0	2
1	0	0	0	0	0	0
3	2	2	0	1	0	0
4	0	0	0	0	1	3
4	0	1	1	0	1	3
4	1	1	2	0	2	3

BOTTOM	
AB	32
R	7
H	8
RBI	7
BB	4
SO	6
LOB	13
	
WP: 0	PA: 37
PB: 1	
SB: 1	
CS: 0	

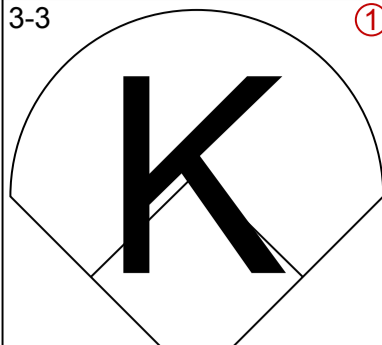
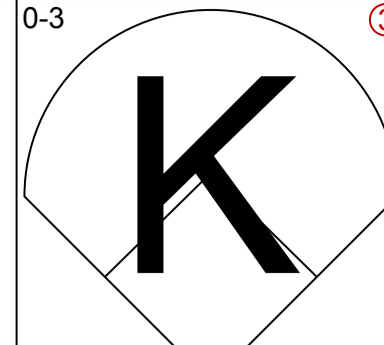
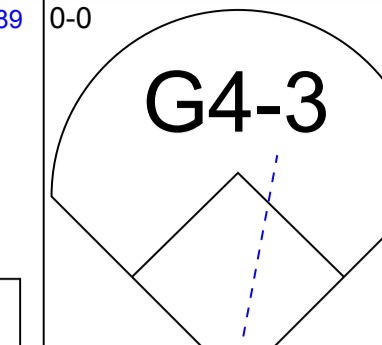
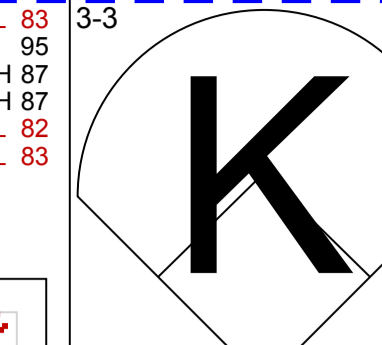
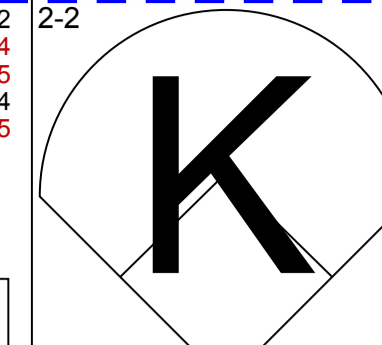
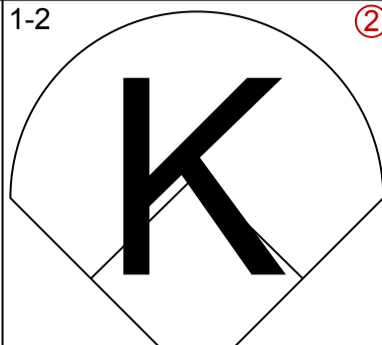
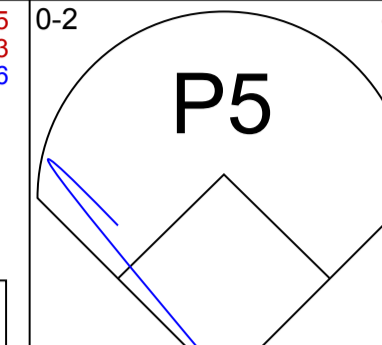
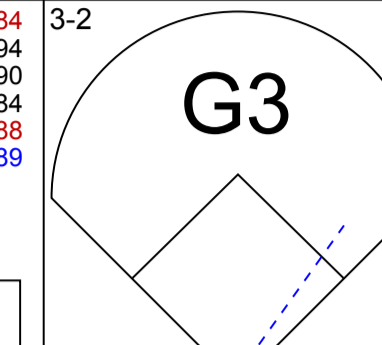
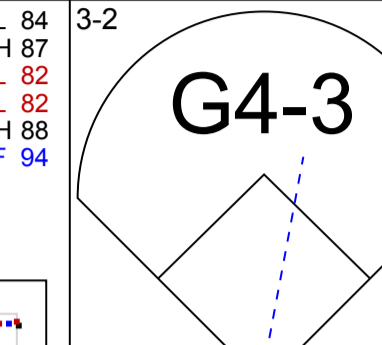
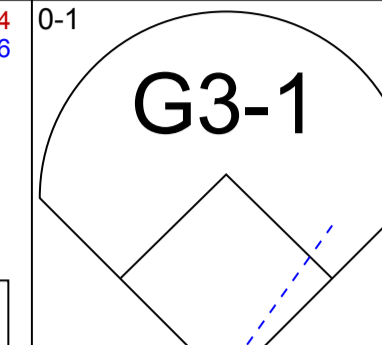
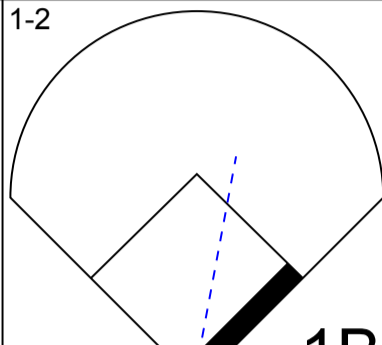
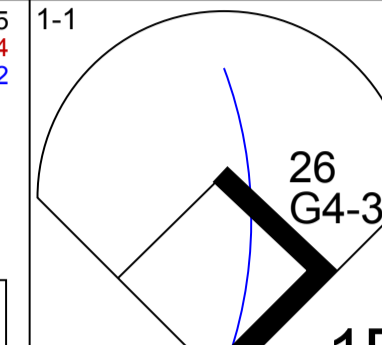
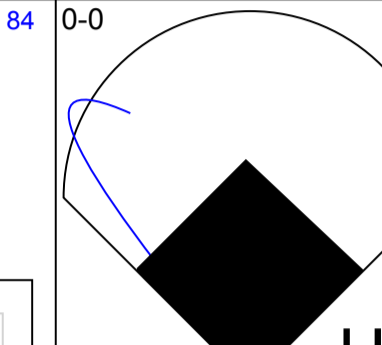
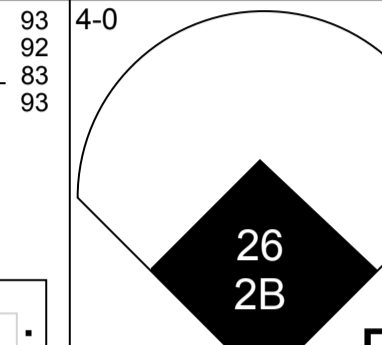
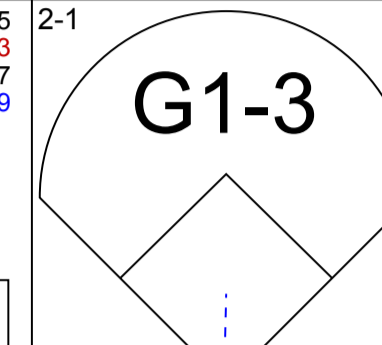
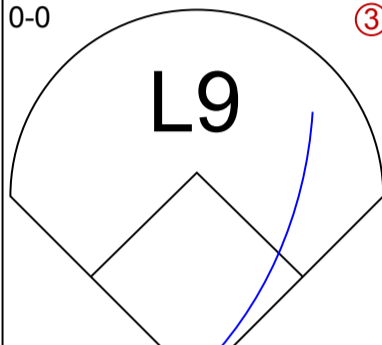
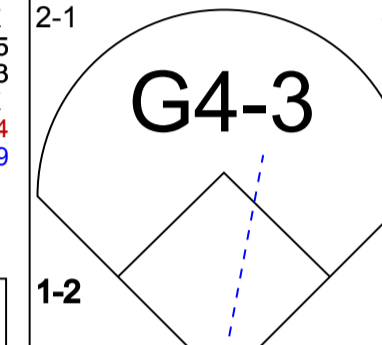
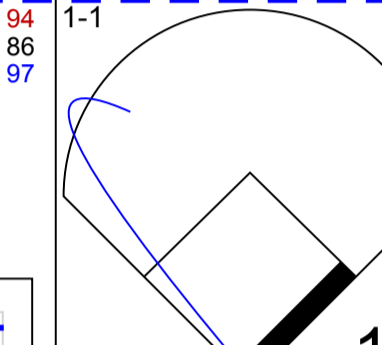
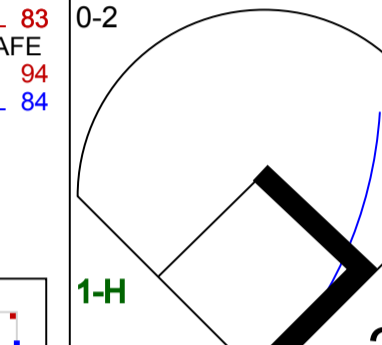

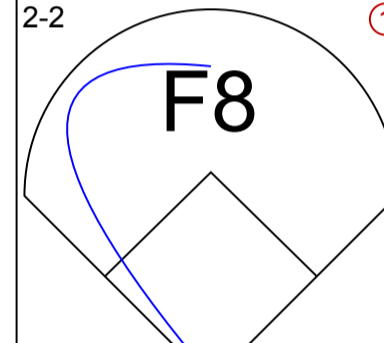
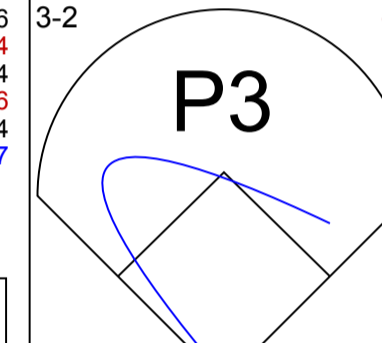
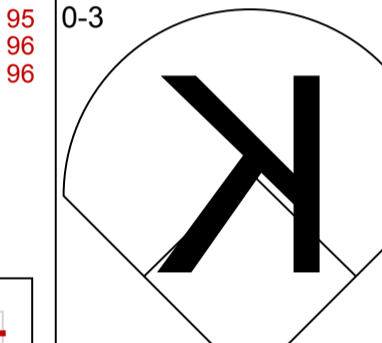
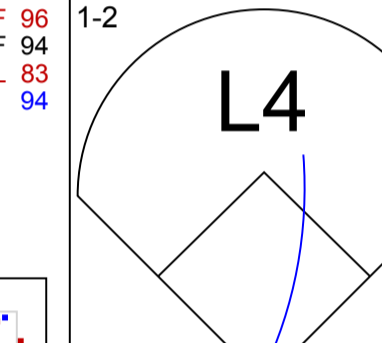

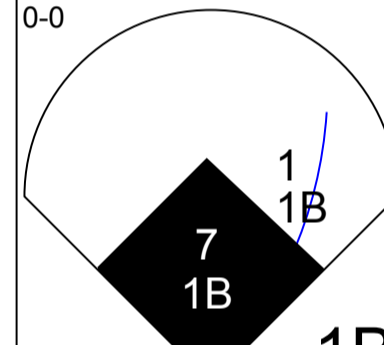
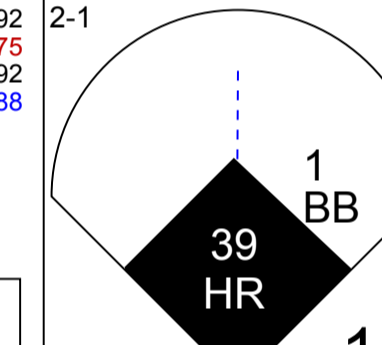
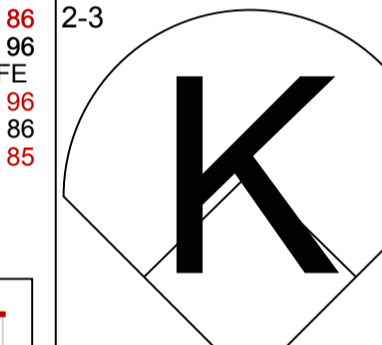
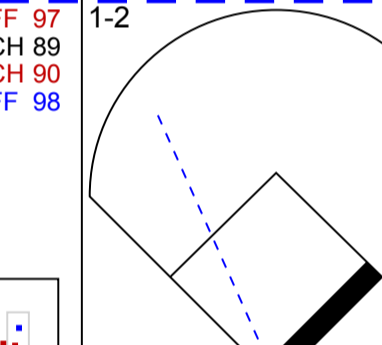
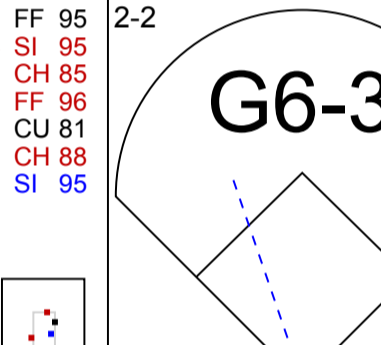
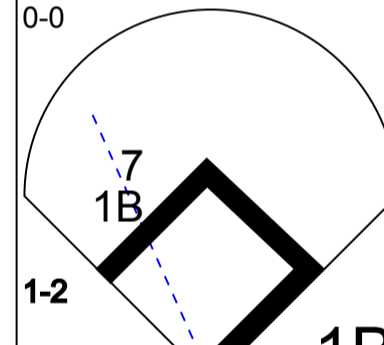
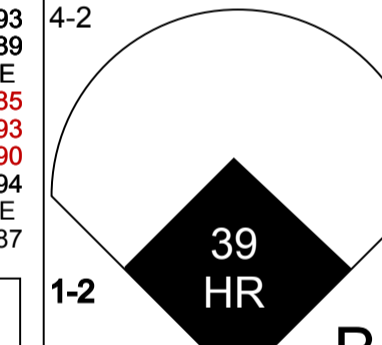
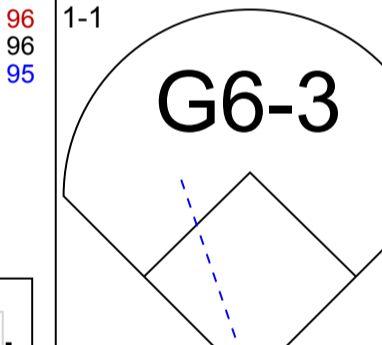
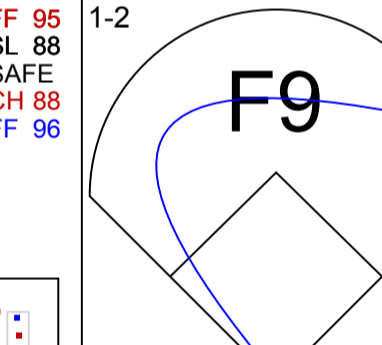
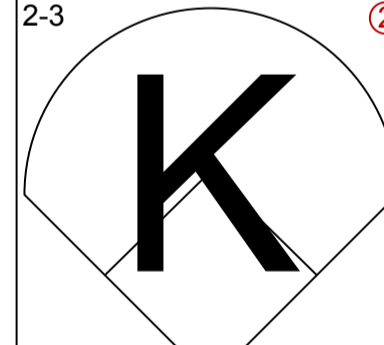
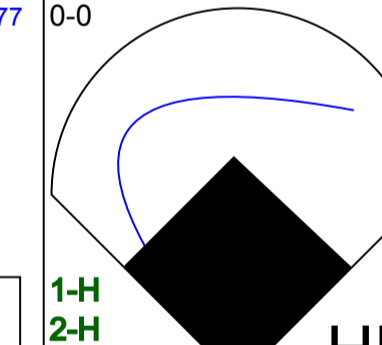
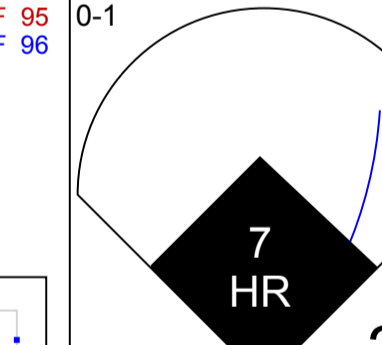

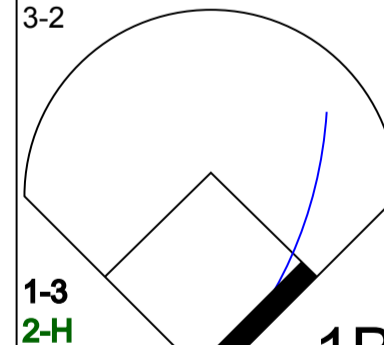
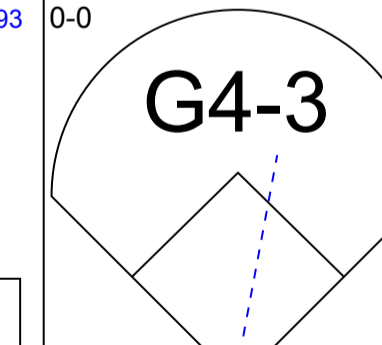
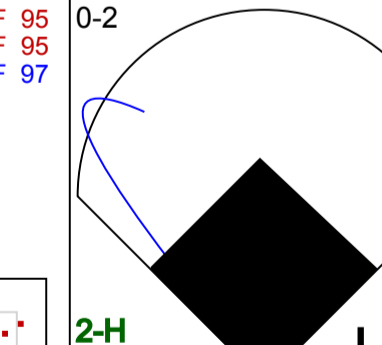

New York Yankees @ Tampa Bay Rays
Petco Park, San Diego, CA
 Tue Oct 06 2020, 5:10 PM - 8:53 PM PDT
 Cloudy - 79 F

livebaseballscorecards.com

Inning Stats		R	H	E	K	S	P	ERA	WHIP
1	R: 1 E: 0 K: 0 S: 16	H: 1 LOB: 1 BB: 0 P: 27	2	2	1	24			
2	R: 2 E: 0 K: 1 S: 16	H: 2 LOB: 1 BB: 1 P: 24	2	2	1	29			
3	R: 2 E: 1 K: 1 S: 16	H: 2 LOB: 2 BB: 1 P: 29	0	1	1	20			
4	R: 1 E: 0 K: 0 S: 11	H: 1 LOB: 0 BB: 1 P: 17	1	1	0	17			
5	R: 1 E: 0 K: 0 S: 11	H: 1 LOB: 0 BB: 1 P: 17	0	0	0	17			
6	R: 1 E: 0 K: 1 S: 11	H: 1 LOB: 0 BB: 0 P: 19	0	0	0	19			
7	R: 0 E: 0 K: 1 S: 9	H: 0 LOB: 0 BB: 0 P: 11	0	0	0	11			
8	R: 0 E: 0 K: 2 S: 10	H: 0 LOB: 0 BB: 0 P: 14	0	0	0	14			
9	R: 0 E: 0 K: 1 S: 10	H: 0 LOB: 0 BB: 0 P: 14	0	0	0	14			

PITCHER	IP	WLS	BF	H	R	ER	SO	BB	IBB	HBP	BLK	WP	HR	S	P	ERA	WHIP
83 Deivi Garcia, R (1, 1) ERA: 9.0	1.0		5	1	1	1	0	0	0	0	0	0	1	16	27	9.00	1.000
33 J.A. Happ, L (2, 1) ERA: 13.5	2.2	L	17	5	4	4	2	3	0	0	0	0	2	42	69	13.50	3.000
0 Adam Ottavino, R (4, 1) ERA: 13.5	0.2		3	0	1	1	0	1	0	0	0	0	0	9	16	13.50	1.500
43 Jonathan Loaisiga, R (5, 1) ERA: 9.0	1.2		6	2	1	1	1	0	0	0	0	0	1	16	24	5.40	1.200
56 Jonathan Holder, R (7, 1) ERA:	1.0		3	0	0	0	1	0	0	0	0	0	0	9	11	0.00	0.000

PITCHER	IP	WLS	BF	H	R	ER	SO	BB	IBB	HBP	BLK	WP	HR	S	P	ERA	WHIP
79 Nick Nelson, R (8, 1) ERA:	1.0		3	0	0	0	2	0	0	0	0	0	0	10	14	0.00	0.000

Batter	1	2	3	4	5	6	7	8	9	AB R H RBI BB SO LOB	TOP									
17 Austin Meadows, L (1, 9) OBP: 0.200, SLG: 0.444 14 Brett Phillips, L (6, 9)										4 0 0 0 0 3 2 1 0 0 0 0 1 0										
8 Brandon Lowe, L (1, 4) OBP: 0.182, SLG: 0.100										5 0 0 0 0 1 0										
56 Randy Arozarena, R (1, 7) OBP: 0.636, SLG: 1.250										4 2 3 1 1 0 0										
26 Ji Man Choi, L (1, 3) OBP: 0.438, SLG: 0.583										5 0 2 1 0 0 2										
25 Yoshi Tsutsugo, L (1, 10)										5 0 0 0 0 1 3										
18 Joey Wendle, L (1, 5) OBP: 0.533, SLG: 0.462										5 2 3 0 0 1 1										
1 Willy Adames, R (1, 6) OBP: 0.263, SLG: 0.176										3 1 1 0 1 0 2										
39 Kevin Kiermaier, L (1, 8) OBP: 0.211, SLG: 0.421										4 2 2 3 0 1 3										
7 Michael Pérez, L (1, 2) OBP: 0.400, SLG: 1.000										4 1 2 3 0 0 1										
Inning Stats	R: 0 H: 1 E: 0 K: 2 S: 10	H: 3 LOB: 1 BB: 0 P: 15	R: 1 H: 3 E: 0 K: 2 S: 14	H: 3 LOB: 2 BB: 0 P: 21	R: 0 H: 1 E: 0 K: 0 S: 10	H: 1 LOB: 1 BB: 0 P: 16	R: 3 H: 2 E: 0 K: 0 S: 11	H: 2 LOB: 0 BB: 1 P: 20	R: 1 H: 2 E: 0 K: 2 S: 11	H: 2 LOB: 1 BB: 0 P: 15	R: 3 H: 3 E: 0 K: 1 S: 17	H: 3 LOB: 1 BB: 1 P: 28	R: 0 H: 1 E: 0 K: 0 S: 11	H: 1 LOB: 1 BB: 0 P: 14	R: 0 H: 0 E: 0 K: 1 S: 7	H: 0 LOB: 0 BB: 0 P: 11	R: 0 H: 0 E: 0 K: 0 S: 8	H: 0 LOB: 0 BB: 0 P: 12	1B: 8 SF: 0 2B: 2 SAC: 0 3B: 0 DP: 0 HR: 3 HBP: 0	WP: 0 PA: 42 PB: 0 SB: 0 CS: 0
PITCHER	IP WLS BF H R ER SO BB IBB HBP BLK WP HR S P ERA WHIP																			
19 Masahiro Tanaka, R (1, 1) ERA: 12.38	4.0 L 21 8 5 5 4 1 0 0 0 0 2 46 73 11.25 2.250																			
57 Chad Green, R (5, 1) ERA: 5.4	1.0 6 3 2 2 2 0 0 0 0 0 1 15 19 18.00 3.000																			
85 Luis Cessa, R (6, 1) ERA: 4.5	1.0 5 1 1 1 1 1 0 0 0 0 0 12 23 9.00 2.000																			
79 Nick Nelson, R (7, 1) ERA:	1.0 4 1 0 0 0 0 0 0 0 0 0 11 14 0.00 1.000																			
73 Michael King, R (8, 1) ERA:	2.0 6 0 0 0 1 0 0 0 0 0 0 15 23 0.00 0.000																			

Tampa Bay Rays @ New York Yankees
 Petco Park, San Diego, CA
 Wed Oct 07 2020, 4:12 PM - 7:42 PM PDT
 Clear - 75 F

AB	40
R	8
H	13
RBI	8
BB	2
SO	8
LOB	14



livebaseballscorecards.com

Batter	1	2	3	4	5	6	7	8	9	AB R H RBI BB SO LOB
26 DJ LeMahieu, R OBP: 0.370, SLG: 0.292 (1, 4)	G4-3 1-1 ①		B CU 78 4-1 B FC 85 B FC 87 C SI 94 B SI 95 31 BB 1-2 2-3 BB		B SI 94 3-1 B CH 86 B SI 93 C SI 93 X SI 93 31 2B 1B		B SL 87 1-0 X FF 94 G2-3 ②		B SI 98 2-2 F SL 86 B SI 98 X SI 98 G6-3 ②	4 1 1 0 1 0 0
99 Aaron Judge, R OBP: 0.192, SLG: 0.391 (1, 9)	G6-3 1-1 ②		X CU 80 0-0 ②		F FC 88 1-3 F CU 79 S CU 79 ②		X SL 86 0-0 ②		B SI 98 2-1 S SL 86 B SI 98 X SL 86 G5-3 ③	4 0 1 1 0 1 1
31 Aaron Hicks, S OBP: 0.500, SLG: 0.529 (1, 8)	P6 1-2 ③		F FF 94 4-1 D CU 81 D FC 87 B FF 96 B FF 96 ③		B FC 86 1-1 F FF 93 X CU 79 ③		B FF 97 2-0 B FF 98 X FF 96 ③			3 0 1 1 1 0 1
59 Luke Voit, R OBP: 0.333, SLG: 0.389 (1, 3)		F SI 95 1-2 C FF 96 B CU 80 X CU 80 ①	B CU 81 3-2 B SI 95 B FC 87 C SI 95 X SI 95 ③		F SI 94 0-1 X CU 79 ③			S CU 83 0-2 S CU 86 X CU 85 E6 27 HR	4 1 0 0 0 0 4	
27 Giancarlo Stanton, R OBP: 0.435, SLG: 1.316 (1, 10)		C SI 96 3-3 B SI 96 C FC 87 B FF 95 S FC 88 ②		B SI 95 1-3 C SI 95 C SI 94 C CU 80 ①		X FF 95 0-0 ①		B CU 84 2-0 B CH 90 X FF 98 2-H HR	4 1 2 2 0 2 0	
29 Gio Urshela, R OBP: 0.261, SLG: 0.381 (1, 5)		S FF 95 2-2 B FF 95 T CU 80 B FF 94 F FF 96 T FF 96 ③		C FC 89 0-2 F CU 81 F FF 95 X FF 95 ②		B FF 94 1-1 F SL 85 X FF 95 ①		B CH 91 1-1 F FF 99 X FF 98 ①	4 0 0 0 0 1 1	
25 Gleyber Torres, R OBP: 0.565, SLG: 0.588 (1, 6)			C SI 94 0-3 S CU 80 ①	S CU 79 2-1 B SI 95 X SI 94 ①		C SL 88 1-2 S SL 86 F FF 96 B SL 89 X FF 95 ②		C FF 98 2-3 B CU 88 C FC 87 B CU 86 F FF 99 S CU 86 ②	4 0 1 0 0 2 1	
11 Brett Gardner, L OBP: 0.471, SLG: 0.643 (1, 7)			C FC 87 0-1 X FF 96 ①	B FC 88 1-3 C FC 87 F CU 79 F CU 81 S CU 80 ③		B FF 95 2-3 C SL 85 B SL 87 F CU 79 1 SAFE F FF 93 F SL 85 S FF 94 ③		C FF 96 3-3 B CU 88 C FF 99 C FC 87 B CU 88 B FF 101 S CU 88 ③	4 1 1 0 0 3 2	
66 Kyle Higashioka, R OBP: 0.308, SLG: 0.500 (1, 2)			B FC 88 2-2 S FC 88 B CU 78 1 SAFE F FC 86 X CU 80 ①		C SI 94 0-1 X FC 87 ①		S SL 84 2-2 B SL 87 T SL 86 F FF 96 F FF 94 X SL 87 ①		C SL 86 2-1 B SL 88 B SI 98 X SL 86 ①	3 0 0 0 0 0 1
77 Clint Frazier, R OBP: 0.286, SLG: 0.714 (9, PH)										0 0 0 0 0 0 0
36 Mike Ford, L (9, PH)										1 0 0 0 0 0 0

Inning Stats	R: 0	H: 0	E: 0	K: 0	S: 7	R: 0	H: 0	E: 0	K: 2	S: 10	R: 1	H: 1	E: 1	K: 1	S: 14	R: 0	H: 1	E: 0	K: 2	S: 13	R: 1	H: 2	E: 0	K: 1	S: 11	R: 0	H: 1	E: 0	K: 1	S: 11	R: 0	H: 1	E: 0	K: 0	S: 7	R: 2	H: 1	E: 1	K: 2	S: 14	R: 0	H: 0	E: 0	K: 0	S: 7	1B: 5	SF: 1	2B: 1	SAC: 0	3B: 0	DP: 0	HR: 1	HBP: 0	WP: 0	PA: 38
--------------	------	------	------	------	------	------	------	------	------	-------	------	------	------	------	-------	------	------	------	------	-------	------	------	------	------	-------	------	------	------	------	-------	------	------	------	------	------	------	------	------	------	-------	------	------	------	------	------	-------	-------	-------	--------	-------	-------	-------	--------	-------	--------

PITCHER	IP	WLS	BF	H	R	ER	SO	BB	IBB	HBP	BLK	WP	HR	S	P	ERA	WHIP
50 Charlie Morton, R ERA: 1.8 (1, 1)	5.0	W	22	4	2	1	6	2	0	0	0	0	0	55	86	1.80	1.200
84 John Curtiss, R ERA: 19.29 (6, 1)	1.2		7	2	0	0	1	0	0	0	0	0	0	17	24	0.00	1.200
62 Shane McClellan, L ERA: 5.4 (7, 1)	1.1		6	1	2	1	2	0	0	0	0	0	1	15	25	6.75	0.750
63 Diego Castillo, R ERA: (9, 1)	1.0		3	0	0	0	0	0	0	0	0	0	0	7	13	0.00	0.000

Tampa Bay Rays @ New York Yankees
 Petco Park, San Diego, CA
 Wed Oct 07 2020, 4:12 PM - 7:42 PM PDT
 Clear - 75 F

livebaseballscorecards.com

AB	35
R	4
H	7
RBI	4
BB	2
SO	9
LOB	11



Batter	1	2	3	4	5	6	7	8	9	AB R H RBI BB SO LOB	TOP														
2 Yandy Díaz, R OBP: 0.385, SLG: 0.111 (1, 10)	1-1 G3-6 1B		4-0 FC4-6 BB		2-3 K			0-3 K		3 0 1 0 1 2 0															
8 Brandon Lowe, L OBP: 0.192, SLG: 0.087 (1, 4)	0-0 G3-6 1-2f		1-2 FC4-6		0-3 K			4-1 BB		3 0 0 1 1 1 3															
56 Randy Arozarena, R OBP: 0.538, SLG: 1.042 (1, 7)	1-3 K		2-2 G5-3			3-2 G6-3		0-3 K		4 0 0 0 0 2 3															
26 Ji Man Choi, L OBP: 0.400, SLG: 0.500 (1, 3)		1-1 G3-1		0-1 BB 1B		1-0 F8			2-2 P2	4 0 1 0 0 0 0															
13 Manuel Margot, R OBP: 0.294, SLG: 0.625 (7, 8)		2-1 G5-3		1-0 P4		0-1 F8			0-1 L8	4 0 0 0 0 0 1															
18 Joey Wendle, L OBP: 0.471, SLG: 0.400 43 Mike Brosseau, R OBP: 0.333, SLG: 0.333 (7, 5)		2-2 K		2-3 K			1-3 K		3-3 K	2 0 0 0 0 2 1 2 0 0 0 0 2 0															
1 Willy Adames, R OBP: 0.318, SLG: 0.167 (1, 6)			4-2 39 2B FC4-6 BB	4-0 BB			2-2 G4-3			1 1 0 0 2 0 0	AB 29														
39 Kevin Kiermaier, L OBP: 0.238, SLG: 0.476 11 Hunter Renfroe, R OBP: 0.167, SLG: 0.667 (7, 9)			0-2 FC4-6 2B	1-2 BB	0-0 G3		2-1 G5-3			2 0 1 0 0 0 2 1 0 0 0 0 0 0	R 1 H 3 RBI 1 BB 4 SO 11 LOB 12														
10 Mike Zunino, R OBP: 0.188, SLG: 0.563 (1, 2)			3-3 K		1-2 F8			1-3 K		3 0 0 0 0 2 2															
Inning Stats	R: 0 E: 0 K: 1 S: 6	H: 1 LOB: 0 BB: 0 P: 8	R: 0 E: 0 K: 1 S: 7	H: 0 LOB: 0 BB: 0 P: 12	R: 1 E: 0 K: 1 S: 14	H: 1 LOB: 2 BB: 2 P: 28	R: 0 E: 0 K: 1 S: 7	H: 1 LOB: 2 BB: 1 P: 14	R: 0 E: 0 K: 2 S: 10	H: 0 LOB: 0 BB: 0 P: 13	R: 0 E: 0 K: 0 S: 7	H: 0 LOB: 0 BB: 0 P: 11	R: 0 E: 0 K: 1 S: 9	H: 0 LOB: 0 BB: 0 P: 14	R: 0 E: 0 K: 3 S: 11	H: 0 LOB: 1 BB: 1 P: 16	R: 0 E: 0 K: 1 S: 10	H: 0 LOB: 0 BB: 0 P: 15	1B: 2 2B: 1 3B: 0 HR: 0	SF: 0 SAC: 0 DP: 1 HBP: 0	WP: 0 PB: 0 SB: 0 CS: 0	PA: 33			
PITCHER	IP	WLS	BF	H	R	ER	SO	BB	IBB	HBP	BLK	WP	HR	S	P	ERA	WHIP								
47 Jordan Montgomery, L ERA: 2.25 (1, 1)	4.0		17	3	1	1	4	3	0	0	0	0	0	34	62	2.25	1.500								
57 Chad Green, R ERA: 3.38 (5, 1)	2.0	W	6	0	0	0	2	0	0	0	0	0	0	17	24	0.00	0.000								
53 Zack Britton, L ERA: 4.5 (7, 1)	1.2	H	5	0	0	0	3	0	0	0	0	0	0	16	22	0.00	0.000								
54 Aroldis Chapman, L ERA: (8, 1)	1.1	S	5	0	0	0	2	1	0	0	0	0	0	14	23	0.00	0.750								

Tampa Bay Rays @ New York Yankees
 Petco Park, San Diego, CA
 Thu Oct 08 2020, 4:11 PM - 7:24 PM PDT
 Partly Cloudy - 73 F

livebaseballscorecards.com



Batter	1	2	3	4	5	6	7	8	9
26 DJ LeMahieu, R OBP: 0.375, SLG: 0.321 (1, 4) (8, 3)	0-2 31 G3-1 1B	2-2 SF9			2-2 G4-3	1-0 FC6-4		1-1 99 E 1B	
99 Aaron Judge, R OBP: 0.194, SLG: 0.333 (1, 9)	2-3 K	2-0 G5-3			4-0 BB		0-0 P2	3-1 E5	
31 Aaron Hicks, S OBP: 0.448, SLG: 0.455 (1, 8)	1-0 G3-1		1-1 27 G6-4-3 1B		0-0 P5		1-2 G3	2-1 F9	
27 Giancarlo Stanton, R OBP: 0.407, SLG: 1.174 (1, 10)	1-2 K		2-1 G6-4-3		1-3 K		2-0 2B		
59 Luke Voit, R OBP: 0.320, SLG: 0.500 14 Tyler Wade, L (8, 4)		1-0 HR	1-0 G1-3			0-0 F8	0-2 L6		
11 Brett Gardner, L OBP: 0.524, SLG: 0.647 (1, 7)		4-2 29 BB 25 BB 26 SF9 BB		2-2 29 G6-3 1B		2-2 25 HR 1B		0-3 K	
25 Gleyber Torres, R OBP: 0.593, SLG: 0.750 (1, 6)		4-0 26 SF9 29 BB BB		3-2 F8		0-0 HR	1-2 66 S 66 1B 1B		
29 Gio Urshela, R OBP: 0.259, SLG: 0.333 (1, 5)		4-1 BB		0-1 G6-3		0-0 G6-3	1-0 L8		
66 Kyle Higashioka, R OBP: 0.353, SLG: 0.500 (1, 2)		1-3 K		1-1 F9		2-1 26 FC6-4 1B	3-2 99 E 26 1B 1B		

AB	R	H	RBI	BB	SO	LOB
4	0	2	1	0	0	1
4	0	0	0	1	1	5
5	0	1	0	0	0	5
4	0	1	0	0	2	3
4	1	1	1	0	0	1
0	0	0	0	0	0	0
3	2	2	0	1	1	0
3	2	2	2	1	0	1
3	0	0	0	1	0	2
4	0	2	1	0	1	4

BOTTOM

Tampa Bay Rays @ New York Yankees
 Petco Park, San Diego, CA
 Thu Oct 08 2020, 4:11 PM - 7:24 PM PDT
 Partly Cloudy - 73 F

AB	34
R	5
H	11
RBI	5
BB	4
SO	5
LOB	22



1B:	8	SF:	1
2B:	1	SAC:	0
3B:	0	DP:	1
HR:	2	HBP:	0

WP:	0	PA:	39
PB:	0		
SB:	1		
CS:	0		

Inning Stats	R: 0	H: 1	E: 0	K: 2	S: 11	P: 15
	2	1	0	0	14	32
	0	1	0	0	9	
	0	1	0	0	17	
	0	0	0	1	14	
	0	1	0	0	11	
	1	3	0	0	28	

PITCHER	IP	WLS	BF	H	R	ER	SO	BB	IBB	HBP	BLK	WP	HR	S	P	ERA	WHIP
81 Ryan Thompson, R ERA: 3.6 (1, 1)	1.2	L	10	2	2	2	3	3	0	0	0	0	1	24	44	10.80	3.000
48 Ryan Yarbrough, L ERA: 3.6 (2, 1)	5.0		21	6	2	2	1	1	0	0	0	0	1	38	65	3.60	1.400
57 Aaron Slegers, R ERA: 6.75 (7, 1)	1.1		8	3	1	1	1	0	0	0	0	0	0	20	31	6.75	2.250

BOTTOM

New York Yankees @ Tampa Bay Rays
Petco Park, San Diego, CA
Fri Oct 09 2020, 4:10 PM - 7:31 PM PDT
Sunny - 73 F

livebaseballscorecards.com

AB	29
R	2
H	3
RBI	2
BB	3
SO	13
LOB	13



WP:	0	PA:	33
PB:	0		
SB:	0		
CS:	0		

AB	R	H	RBI	BB	SO	LOB
4	1	1	1	0	1	1
0	0	0	0	0	0	0
3	0	0	0	1	2	1
3	0	0	0	0	1	0
0	0	0	0	0	0	0
2	0	0	0	0	0	2
2	1	2	1	0	0	0
2	0	0	0	2	0	0
4	0	0	0	0	3	6
3	0	0	0	0	2	3
3	0	0	0	0	2	0
3	0	0	0	0	2	0
0	0	0	0	0	0	0
1B:	1	SF:	0			
2B:	0	SAC:	0			
3B:	0	DP:	0			
HR:	2	HBP:	1			

Batter	1	2	3	4	5	6	7	8	9
17 Austin Meadows, L (1, 9) OBP: 0.214, SLG: 0.615 7 Michael Pérez, L (8, 2) OBP: 0.400, SLG: 1.000	0-3 K		0-3 P5		1-1 HR		2-1 F7		
8 Brandon Lowe, L (1, 4) OBP: 0.200, SLG: 0.077	4-1 26 G4-3 56 HBP BB		3-2 K		1-0 G3-1		1-3 K		
56 Randy Arozarena, R (1, 7) OBP: 0.500, SLG: 0.926 13 Manuel Margot, R (9, 7) OBP: 0.294, SLG: 0.625	1-0 26 G4-3 HBP		0-3 K		0-0 F7		1-0 G6-3		
26 Ji Man Choi, L (1, 3) OBP: 0.364, SLG: 0.444 43 Mike Brosseau, R (6, PH) OBP: 0.500, SLG: 0.875	1-1 G4-3		1-1 G4-3		1-0 2 BB 1B		3-2 HR		
2 Yandy Díaz, R (1, 10) OBP: 0.412, SLG: 0.091	4-2 BB		1-2 E6		4-2 BB		2-0 L8		
18 Joey Wendle, L (1, 5) OBP: 0.381, SLG: 0.316	3-3 K		3-2 F7		0-3 K		0-3 K		
1 Willy Adames, R (1, 6) OBP: 0.280, SLG: 0.143	0-3 K		3-3 K		2-1 L9				
39 Kevin Kiermaier, L (1, 8) OBP: 0.208, SLG: 0.417	2-3 K		1-1 F8		0-3 K				
10 Mike Zunino, R (1, 2) OBP: 0.158, SLG: 0.474 14 Brett Phillips, L (7, PR) (8, 9)	1-3 K		2-3 K		1-1 E5				

Inning Stats	R: 0	H: 0	E: 0	K: 12	S: 12	LOB: 3	BB: 2	P: 25
	R: 0	H: 0	E: 0	K: 3	S: 9	LOB: 0	BB: 0	P: 12
	R: 0	H: 0	E: 0	K: 2	S: 9	LOB: 0	BB: 0	P: 14
	R: 1	H: 1	E: 0	K: 1	S: 9	LOB: 0	BB: 0	P: 14
	R: 0	H: 1	E: 0	K: 1	S: 10	LOB: 2	BB: 1	P: 17
	R: 0	H: 0	E: 1	K: 2	S: 10	LOB: 1	BB: 0	P: 14
	R: 1	H: 1	E: 0	K: 2	S: 10	LOB: 1	BB: 0	P: 18

PITCHER	IP	WLS	BF	H	R	ER	SO	BB	IBB	HBP	BLK	WP	HR	S	P	ERA	WHIP
45 Gerrit Cole, R (1, 1) ERA: 2.95	5.1		21	1	1	1	9	2	0	1	0	0	0	60	94	1.69	0.562
53 Zack Britton, L (6, 1) ERA: 3.38	1.1		7	1	0	0	2	1	0	0	0	0	0	16	26	0.00	1.500
54 Aroldis Chapman, L (7, 1) ERA: 1.93	1.1	L	5	1	1	1	2	0	0	0	0	0	1	15	22	6.75	0.750

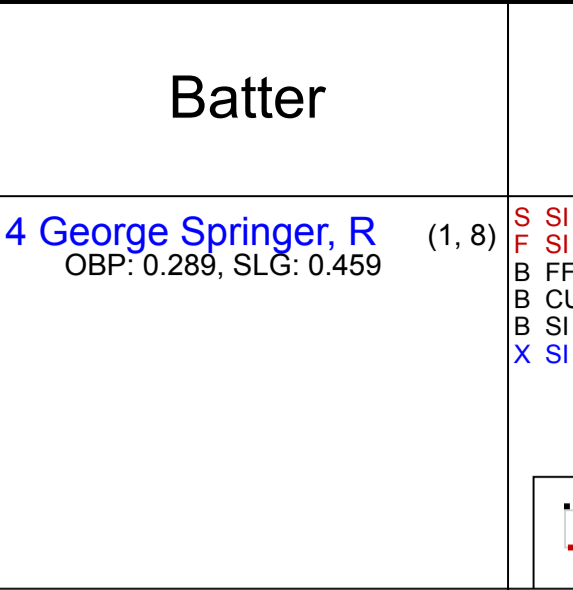
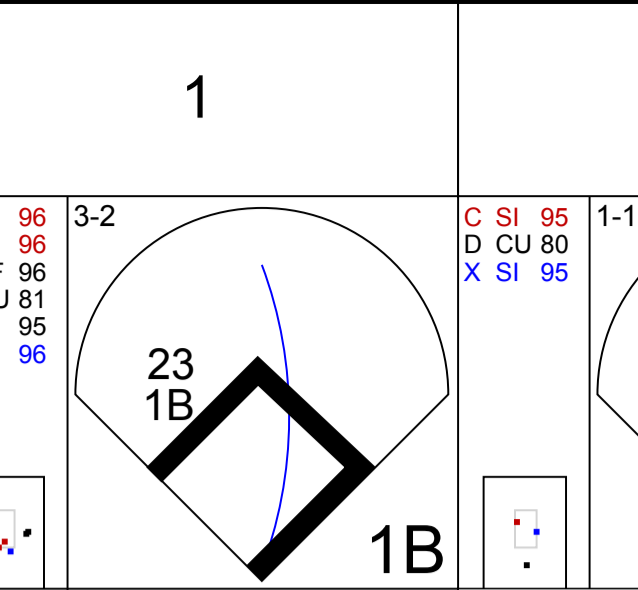
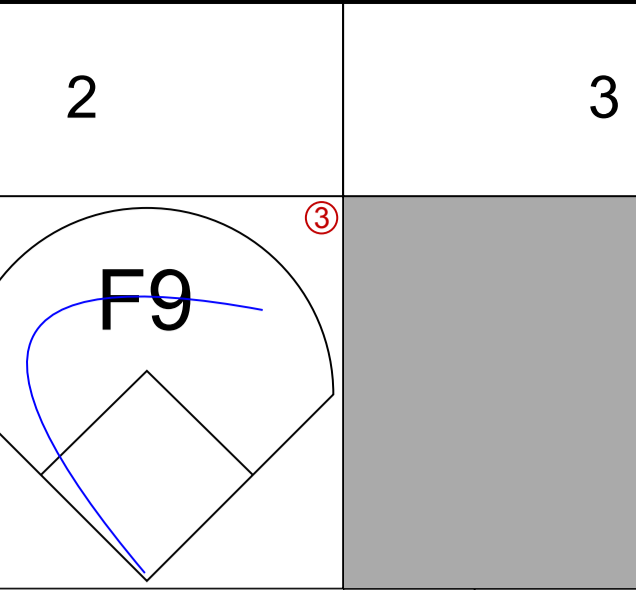
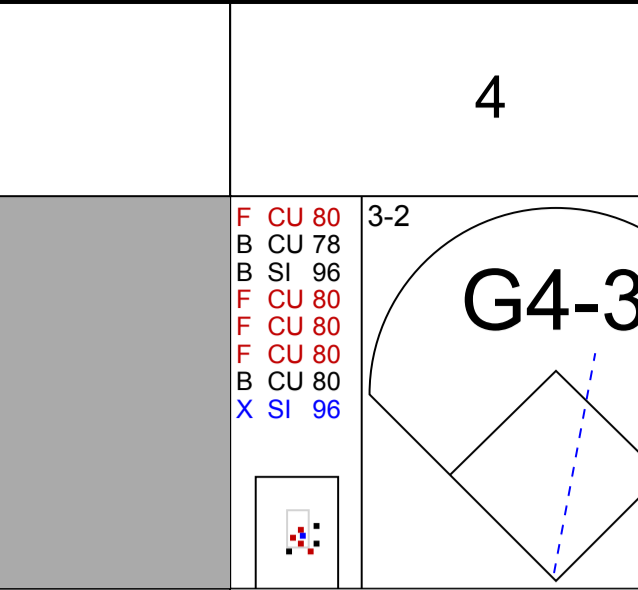
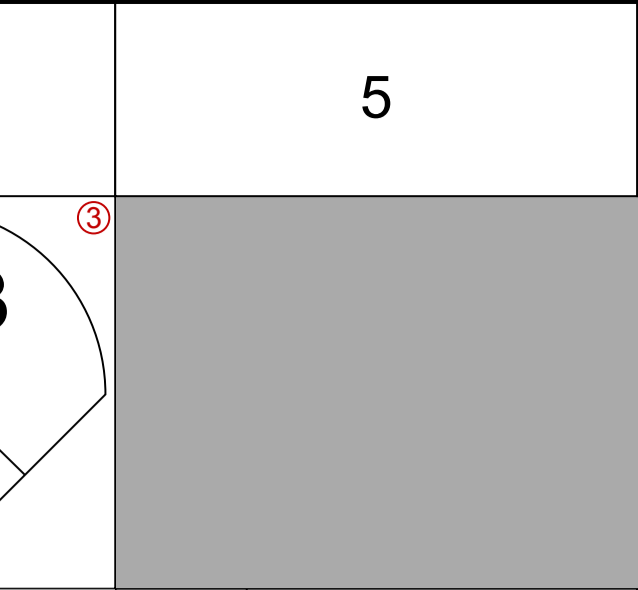
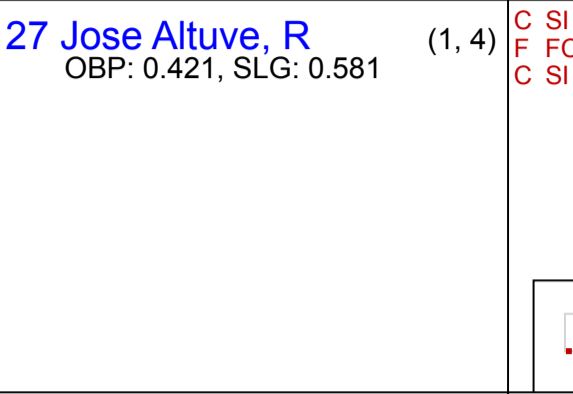
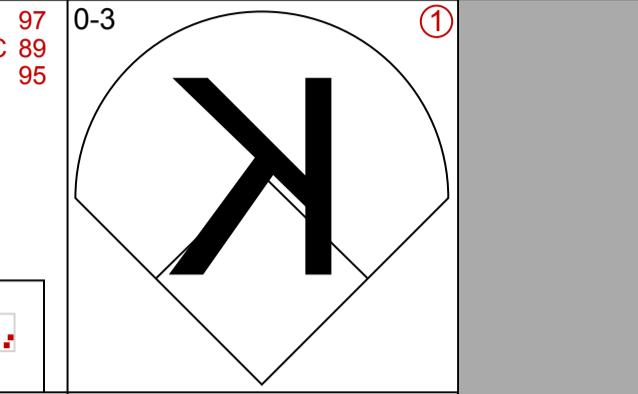
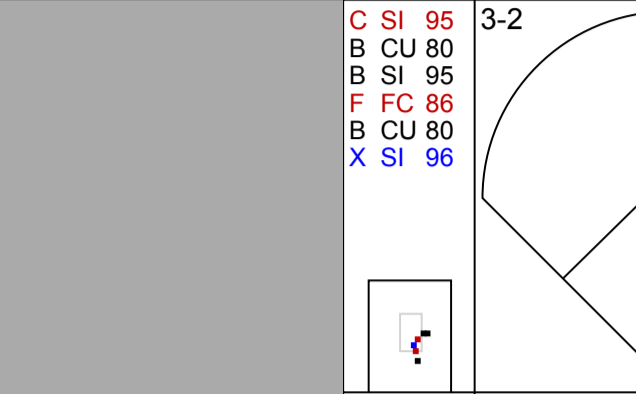
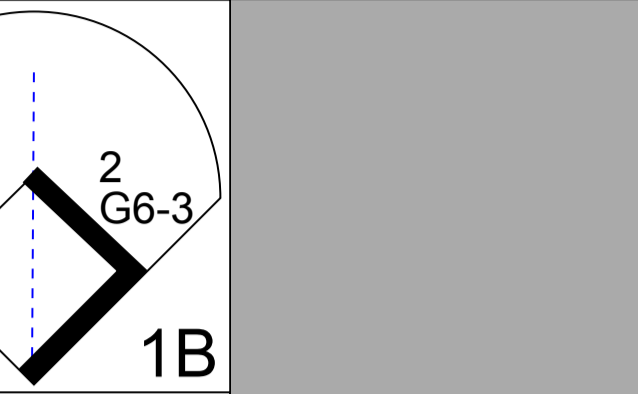
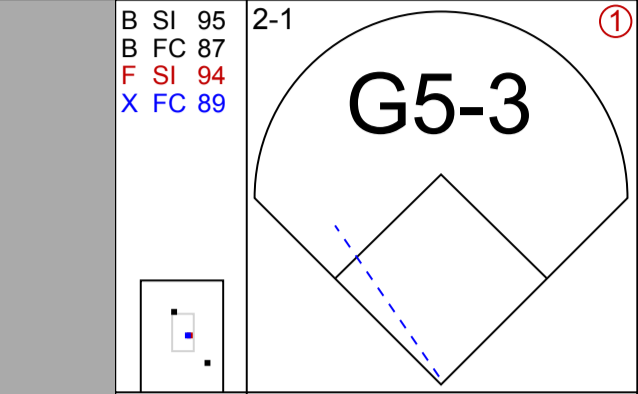
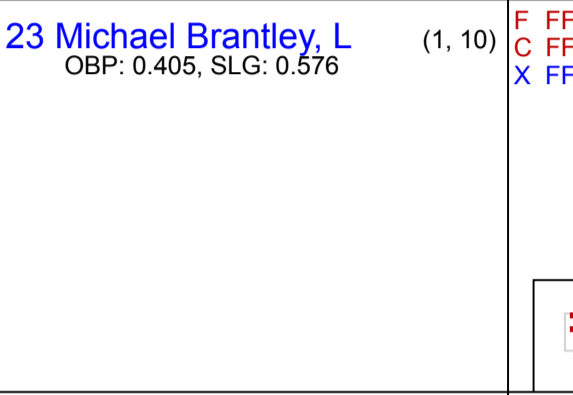
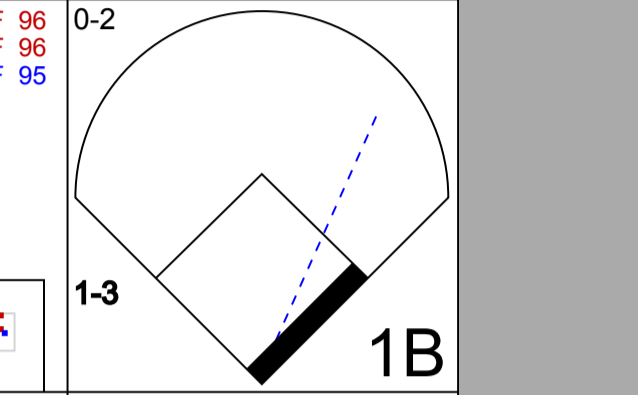
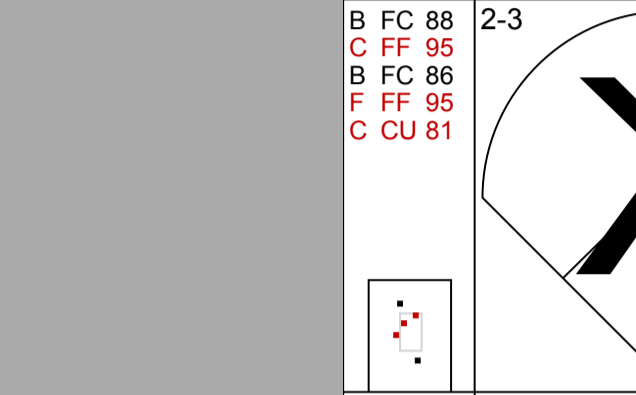
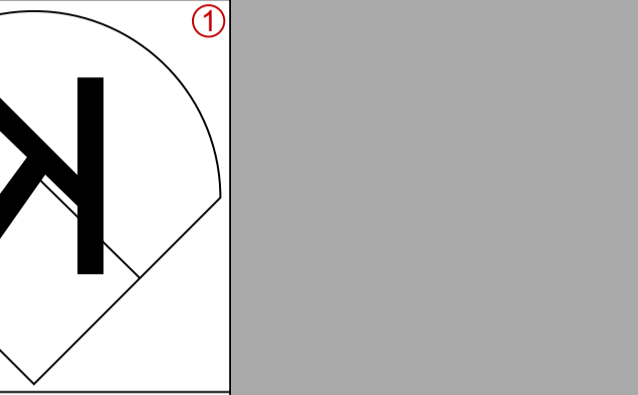
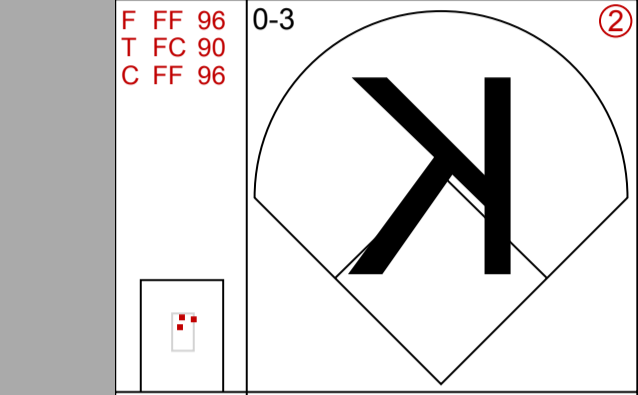
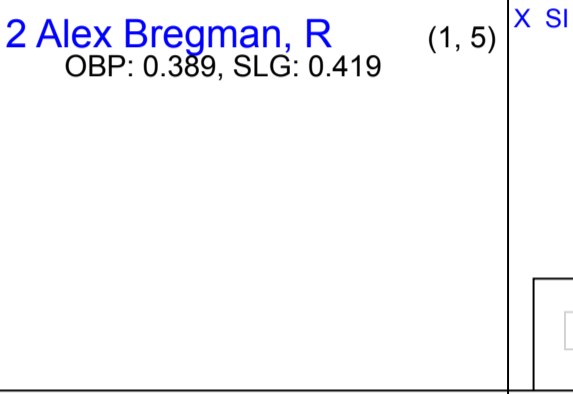
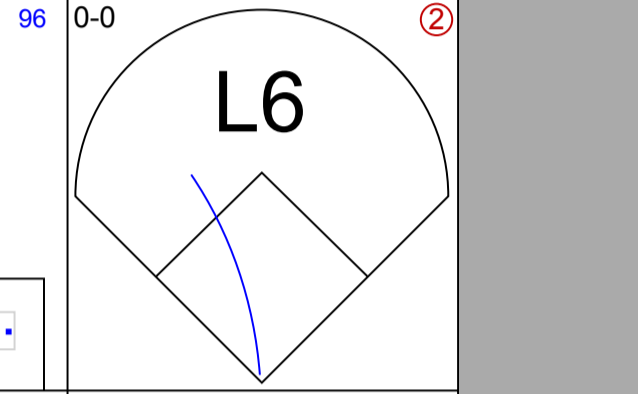
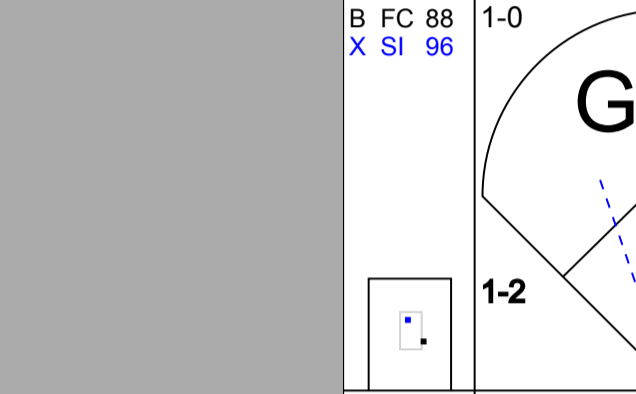
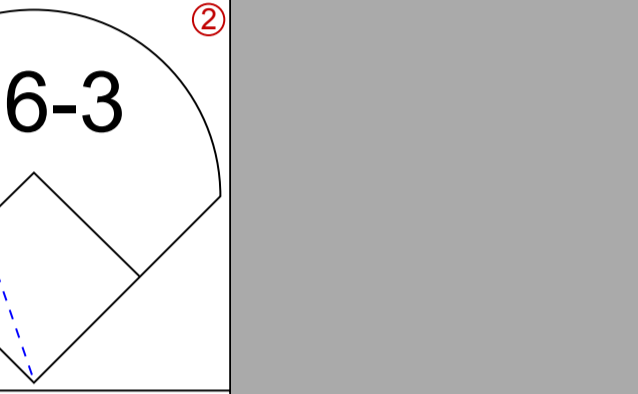
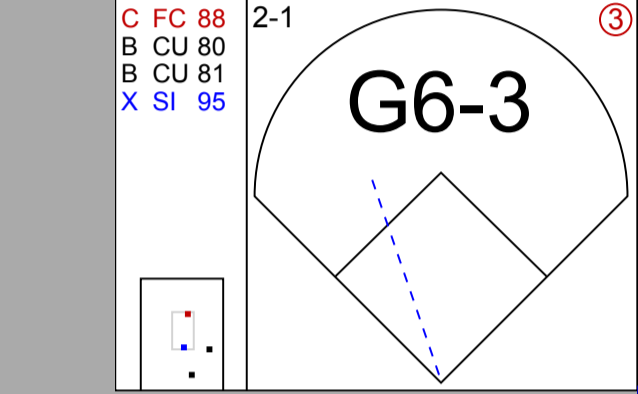
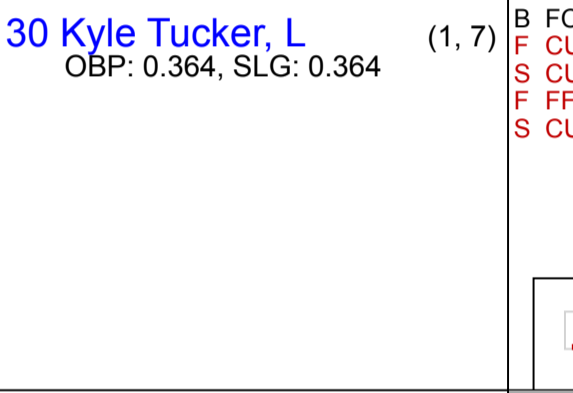
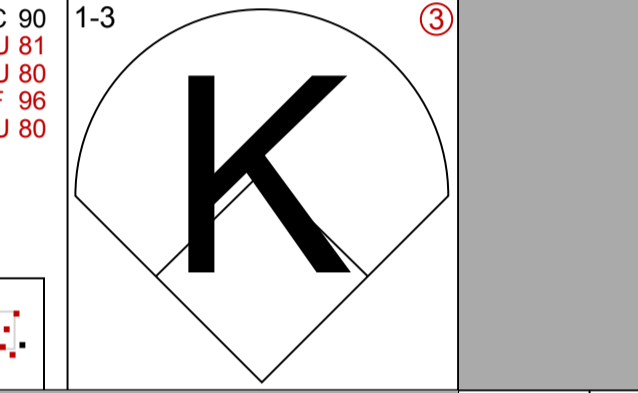
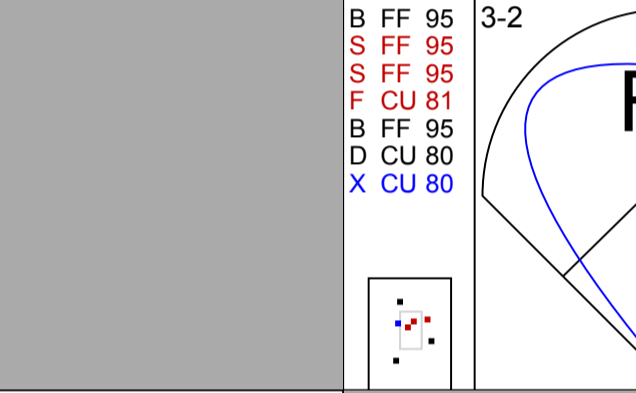
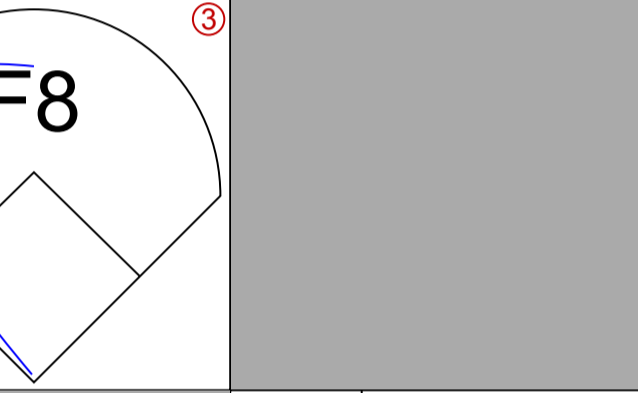
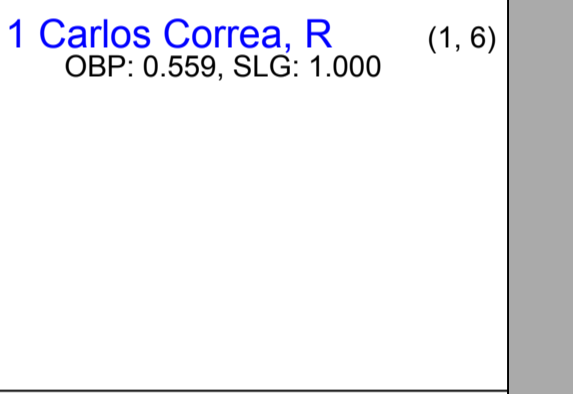
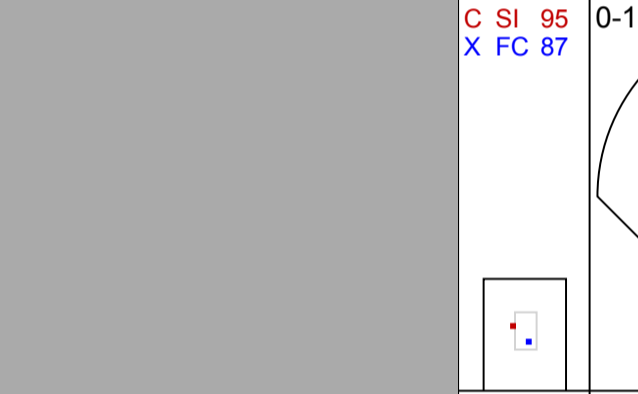
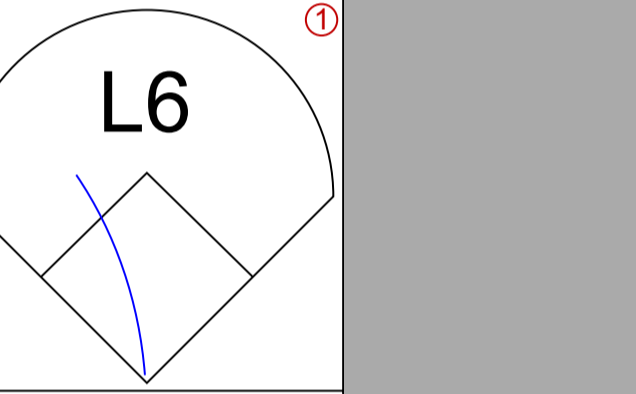
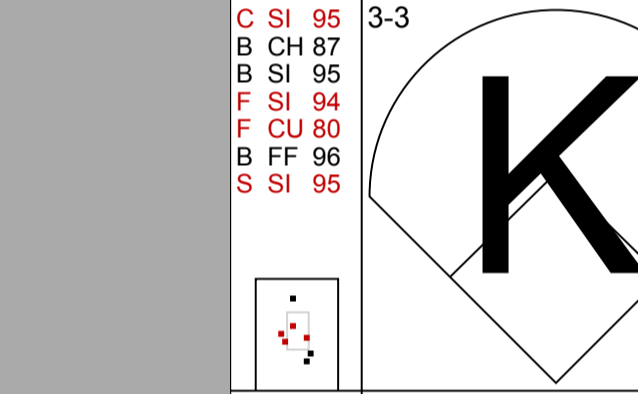
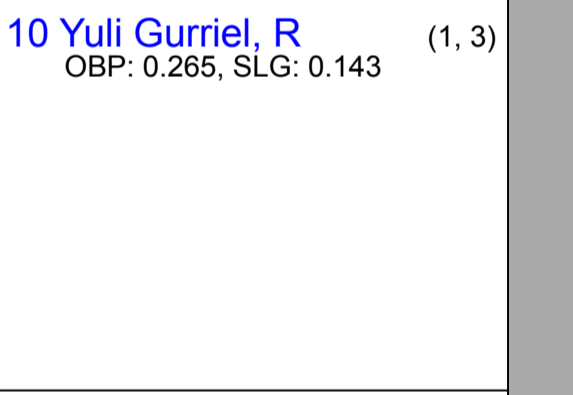
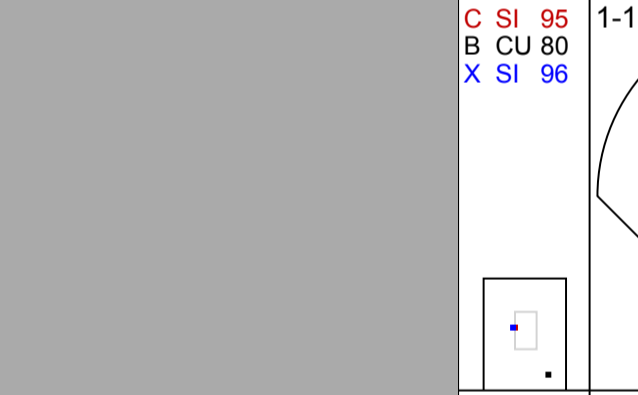
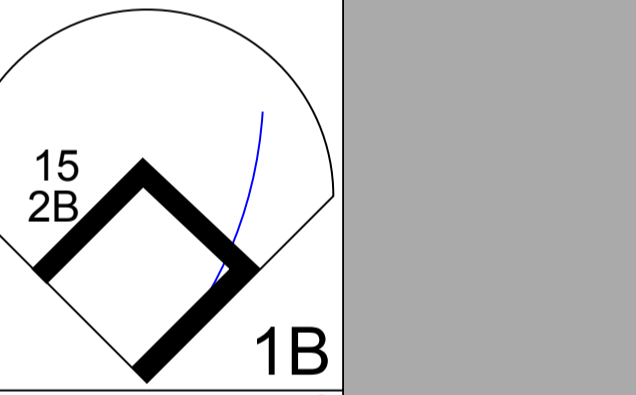
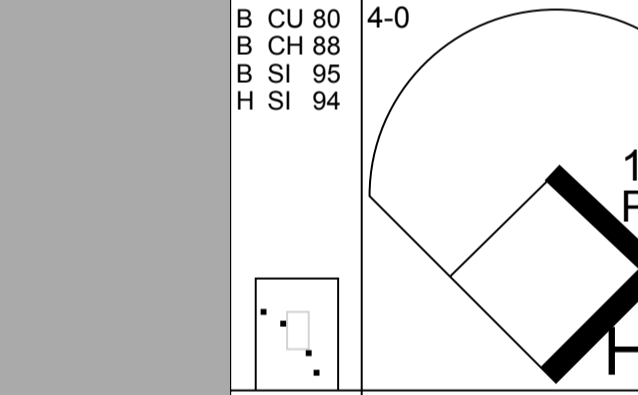
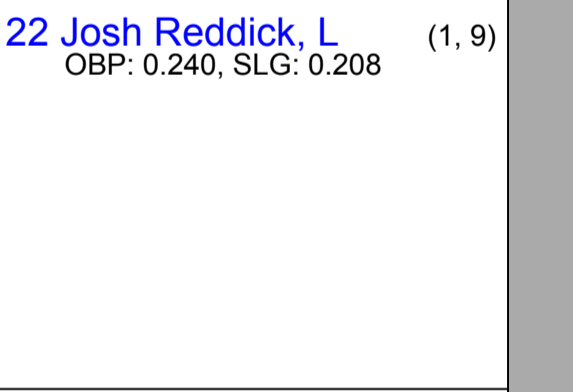
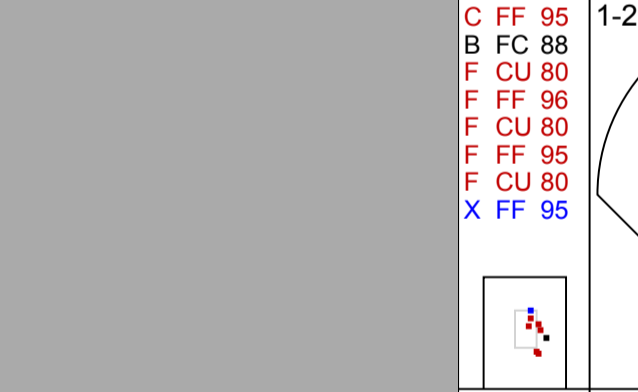
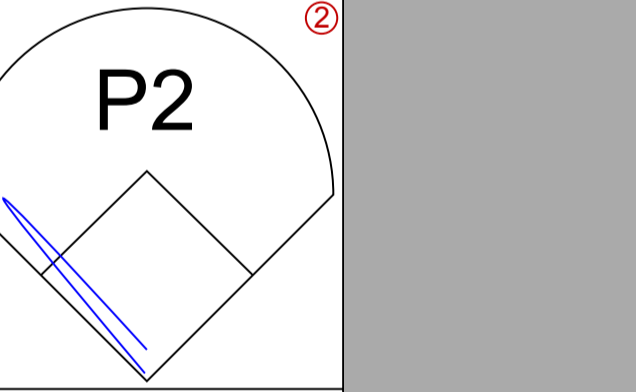
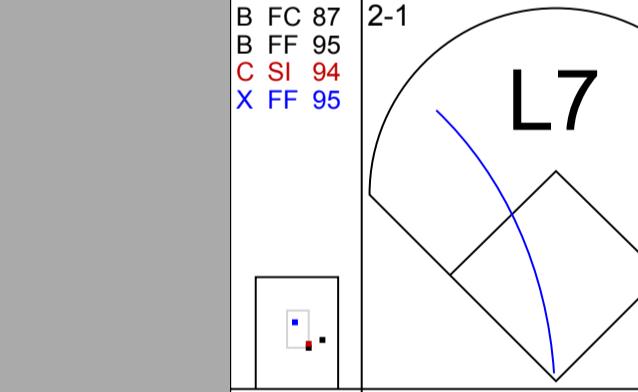
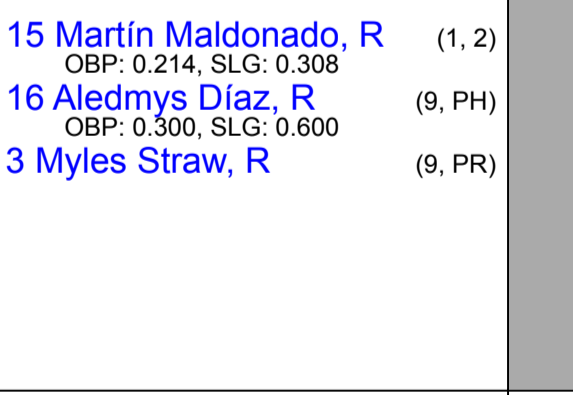
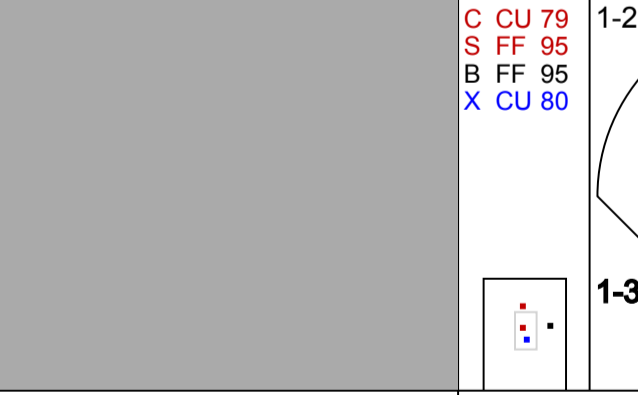
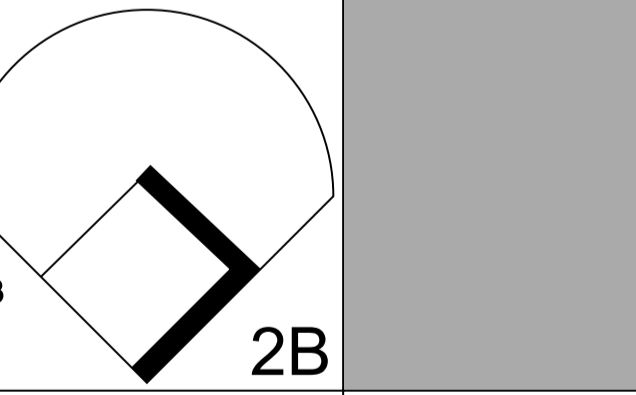
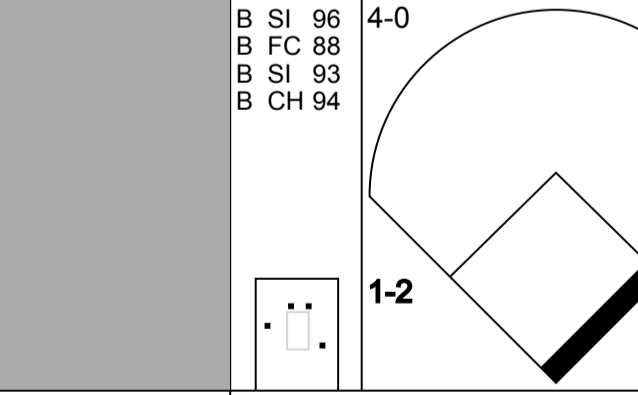
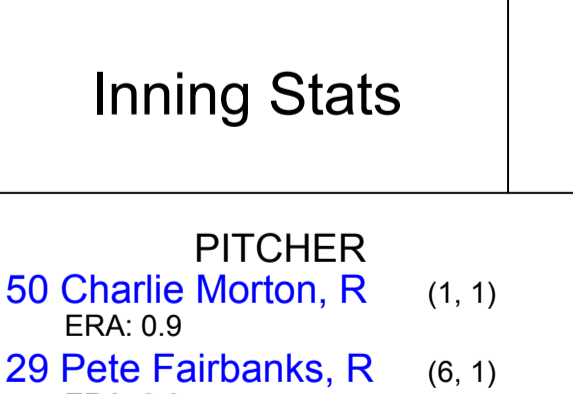
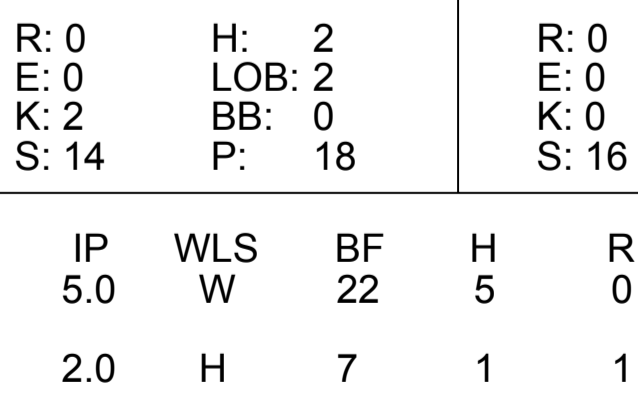
Batter	1	2	3	4	5	6	7	8	9	AB R H RBI BB SO LOB	TOP		
4 George Springer, R OBP: 0.303, SLG: 0.500 (1, 8)	F FF 96 S SL 83 B CH 91 B FF 96 F FF 96 X FF 96 3-2 L5 ①		C FF 94 S SL 86 B SL 85 X FF 96 1-2 27 CS 1B		B CU 77 B CH 88 C FF 92 F FF 95 F FF 95 F FF 95 S SL 86 3-3 K ①		F SI 92 X SI 92 0-1 G4-3 ②		F FF 97 1 SAFE C SL 88 X SL 89 0-2 G3-1 1-2 ②	5 0 1 0 0 1 1			
27 Jose Altuve, R OBP: 0.424, SLG: 0.630 (1, 4)	B CU 81 B CH 89 F FF 96 X FF 96 2-1 HR		C SL 86 B FF 95 1 SAFE 1 SAFE S SL 88 F SL 88 B FF 96 X SL 87 2-2 1B 1-2		B CU 80 C FF 93 B SL 88 C CH 87 B FF 94 X SL 86 3-2 G5-3 ②		B SI 92 B SI 92 C SI 90 B SI 91 3-1 G6-3 ③		C SI 98 D SI 89 F SI 98 S SL 89 1-3 K ③	5 1 2 1 0 1 2			
23 Michael Brantley, L OBP: 0.406, SLG: 0.621 (1, 7)	B FF 96 S SL 86 C FF 96 F CU 82 B SL 86 F FF 96 F SL 86 F FF 96 X FF 97 2-2 1B 1S		D CU 80 1 SAFE X FF 94 1-0 F7 ③		F SL 84 B FF 94 S SL 85 B CU 79 B SL 85 X SL 85 3-2 G4-3 ③		H SI 93 1-0 30 1B 1 WP HBP			3 0 1 0 0 0 1			
2 Alex Bregman, R OBP: 0.452, SLG: 0.500 (1, 5)	C FF 96 B CH 90 D FF 90 C CU 81 X FF 96 2-2 F9 ②		C CU 78 B CH 88 S SL 86 B FF 95 F FF 95 F CU 80 B FF 96 X CH 89 3-2 30 L6 1 BB 1B		B FF 93 B FF 94 C FF 94 S FF 94 S FF 94 X FF 95 3-2 1 FC5-4 1B		B FC 87 C FC 88 F FC 88 S SI 95 1-3 K ①			4 0 2 0 0 1 2			
1 Carlos Correa, R OBP: 0.600, SLG: 1.000 (1, 6)	B CH 90 1 SAFE B CH 90 S FF 97 D CU 81 X FF 97 3-1 G6-3 1-2 ③		B FF 96 B FF 89 F FF 90 F FF 96 D CU 87 1-2 16 1B 10 BB BB		C FF 94 B FF 95 X FF 95 1-1 FC5-4 10 PB 30 G1-3 1-2f		B FC 86 B FC 86 F FC 86 C SI 94 F SI 95 B FC 88 D SI 96 4-2 30 1B BB 1-2			2 0 0 0 2 0 2			
30 Kyle Tucker, L OBP: 0.379, SLG: 0.379 (1, 9)		B FF 94 F SL 85 S SL 85 X CU 80 1-2 F9 ①	X SL 84 0-0 L6 ②		C SL 86 B FF 94 B FF 94 X SL 86 2-1 G1-3 ②		X SI 93 0-0 10 G4-3 1B 1-2 2-3			4 0 1 0 0 0 3			
10 Yuli Gurriel, R OBP: 0.200, SLG: 0.080 (1, 3)		B FF 96 C FF 96 F SL 85 F FF 95 X FF 96 1-2 F9 ②	S CU 80 D CU 79 S FF 95 D SL 85 B FF 95 F FF 95 1 SAFE B FF 94 4-2 16 1B BB 1-2		B FF 93 B FF 93 B FF 94 B FF 95 4-0 BB 2-3		X SI 97 0-0 G4-3 1-2f ③			2 0 0 0 2 0 3			
16 Aledmys Diaz, R OBP: 0.222, SLG: 0.556 (1, 10)		C CU 79 B FF 95 S SL 86 S SL 88 1-3 K ③	D CU 81 B FF 95 C FF 90 X CH 90 2-1 1B 1-2 2-3		X SL 86 0-0 G2-3 ③			B SL 88 B SI 98 F SI 97 S SL 87 X SL 90 2-2 L7 ①		4 0 1 0 0 1 2			
15 Martin Maldonado, R OBP: 0.160, SLG: 0.250 22 Josh Reddick, L OBP: 0.238, SLG: 0.200 3 Myles Straw, R (9, PH) (9, PR)			B CH 87 B CH 89 X FF 95 2-0 F8 ①	B SL 86 X CH 89 1-0 F9 ③		C SI 91 B SI 93 B SI 92 S SL 78 2-3 K ①		B SI 98 B SL 86 B SL 89 X SI 98 2-1 4 G3-1 1B		3 0 0 0 0 1 3 1 0 1 0 0 0 0 0 0 0 0 0 0 0			
Inning Stats	R: 1 E: 0 K: 0 S: 17 H: 2 LOB: 1 BB: 0 P: 29	R: 0 E: 0 K: 1 S: 10 H: 0 LOB: 0 BB: 0 P: 13	R: 0 E: 0 K: 0 S: 9 H: 2 LOB: 1 BB: 0 P: 15	R: 0 E: 0 K: 0 S: 14 H: 2 LOB: 3 BB: 2 P: 28	R: 0 E: 0 K: 1 S: 11 H: 0 LOB: 0 BB: 0 P: 20	R: 0 E: 0 K: 0 S: 8 H: 1 LOB: 2 BB: 1 P: 18	R: 0 E: 0 K: 1 S: 7 H: 0 LOB: 0 BB: 0 P: 12	R: 0 E: 0 K: 1 S: 8 H: 1 LOB: 2 BB: 1 P: 14	R: 0 E: 0 K: 1 S: 11 H: 1 LOB: 2 BB: 0 P: 16	1B: 8 2B: 1 3B: 0 HR: 1 SF: 0 SAC: 0 DP: 2 HBP: 1	WP: 1 PA: 38 PB: 1 SB: 1 CS: 1		
PITCHER	IP WLS BF H R ER SO BB IBB HBP BLK WP HR S P ERA WHIP											PITCHER	IP WLS BF H R ER SO BB IBB HBP BLK WP HR S P ERA WHIP
4 Blake Snell, L ERA: 2.87 (1, 1)	5.0 W 21 6 1 1 2 2 0 0 0 0 1 61 105 1.80 1.600												
84 John Curtiss, R ERA: 13.5 (6, 1)	1.0 H 5 1 0 0 0 1 0 0 0 0 0 8 18 0.00 2.000												
81 Ryan Thompson, R ERA: 3.0 (7, 1)	1.0 H 3 0 0 0 1 0 0 0 0 0 0 7 12 0.00 0.000												
15 Aaron Loup, L ERA: (8, 1)	0.1 H 4 1 0 0 1 1 0 1 0 1 0 7 13 0.00 6.000												
63 Diego Castillo, R ERA: (8, 1)	1.2 S 5 1 0 0 1 0 0 0 0 0 0 12 17 0.00 0.600												

Houston Astros @ Tampa Bay Rays
 Petco Park, San Diego, CA
 Sun Oct 11 2020, 4:40 PM - 8:28 PM PDT
 Clear - 75 F

livebaseballscorecards.com

AB 33
 R 1
 H 9
 RBI 1
 BB 4
 SO 5
 LOB 19



Batter	1	2	3	4	5	6	7	8	9	AB R H RBI BB SO LOB	TOP										
4 George Springer, R OBP: 0.289, SLG: 0.459 (1, 8)										5 0 1 0 0 1 6											
27 Jose Altuve, R OBP: 0.421, SLG: 0.581 (1, 4)										4 0 1 0 1 2 1											
23 Michael Brantley, L OBP: 0.405, SLG: 0.576 (1, 10)										4 0 1 0 1 2 1											
2 Alex Bregman, R OBP: 0.389, SLG: 0.419 (1, 5)										5 0 0 0 0 0 6											
30 Kyle Tucker, L OBP: 0.364, SLG: 0.364 (1, 7)										4 0 1 0 0 1 3											
1 Carlos Correa, R OBP: 0.559, SLG: 1.000 (1, 6)									4 1 1 1 0 1 1												
10 Yuli Gurriel, R OBP: 0.265, SLG: 0.143 (1, 3)										3 1 2 0 0 0 0											
22 Josh Reddick, L OBP: 0.240, SLG: 0.208 (1, 9)										4 0 1 0 0 0 2											
15 Martin Maldonado, R OBP: 0.214, SLG: 0.308 (1, 2)										2 0 1 0 1 1 0											
16 Aledmys Diaz, R OBP: 0.300, SLG: 0.600 (9, PH)										1 0 1 0 0 0 0											
3 Myles Straw, R (9, PR)										0 0 0 0 0 0 0											
Inning Stats	R: 0 E: 0 K: 2 S: 14	H: 2 LOB: 2 BB: 0 P: 18	R: 0 E: 0 K: 0 S: 16	H: 2 LOB: 2 BB: 0 P: 20	R: 0 E: 0 K: 1 S: 11	H: 1 LOB: 1 BB: 0 P: 20	R: 0 E: 0 K: 1 S: 11	H: 0 LOB: 2 BB: 1 P: 27	R: 0 E: 0 K: 1 S: 7	H: 0 LOB: 0 BB: 0 P: 11	R: 1 E: 0 K: 0 S: 7	H: 1 LOB: 0 BB: 0 P: 9	R: 0 E: 0 K: 3 S: 9	H: 0 LOB: 0 BB: 0 P: 11	R: 0 E: 0 K: 0 S: 8	H: 1 LOB: 1 BB: 0 P: 10	R: 1 E: 0 K: 0 S: 8	H: 3 LOB: 3 BB: 2 P: 18	1B: 8 2B: 1 3B: 0 HR: 1	SF: 0 SAC: 0 DP: 1 HBP: 1	WP: 0 PA: 40 PB: 1 SB: 0 CS: 0
PITCHER	IP WLS BF H R ER SO BB IBB HBP BLK WP HR S P ERA WHIP																				
50 Charlie Morton, R ERA: 0.9 (1, 1)	5.0 W 22 5 0 0 5 1 0 1 0 0 0 0 59 96 0.00 1.200																				
29 Pete Fairbanks, R ERA: 3.0 (6, 1)	2.0 H 7 1 1 1 3 0 0 0 0 0 1 16 20 4.50 0.500																				
15 Aaron Loup, L ERA: (8, 1)	0.2 H 3 1 0 0 0 0 0 0 0 0 0 6 8 0.00 1.500																				
81 Ryan Thompson, R ERA: 2.84 (8, 1)	0.1 H 1 0 0 0 0 0 0 0 0 0 0 2 2 0.00 0.000																				
70 Nick Anderson, R ERA: 3.24 (9, 1)	1.0 S 7 3 1 1 0 2 0 0 0 0 0 0 8 18 9.00 5.000																				

Houston Astros @ Tampa Bay Rays
 Petco Park, San Diego, CA
 Mon Oct 12 2020, 1:09 PM - 4:08 PM PDT
 Sunny - 87 F

livebaseballscorecards.com

AB	36
R	2
H	10
RBI	1
BB	3
SO	8
LOB	20



Batter	1	2	3	4	5	6	7	8	9
17 Austin Meadows, L OBP: 0.167, SLG: 0.471	2-2 G6-3	1-3 K			1-3 K		0-0 G4-3		
8 Brandon Lowe, L OBP: 0.184, SLG: 0.088	0-0 G1-3		0-1 E4 56 1B		3-3 K		2-3 K		
56 Randy Arozarena, R OBP: 0.474, SLG: 0.886	0-0 26 HR 1B		2-1 K		1-3 K		1-1 G5-3		
11 Hunter Renfroe, R OBP: 0.100, SLG: 0.400			1-2 1B						
26 Ji Man Choi, L OBP: 0.308, SLG: 0.364	2-1 E4 13 HR		2-2 K		2-3 K		2-3 K		
13 Manuel Margot, R OBP: 0.292, SLG: 0.636	0-1 1-H 2-H HR		0-1 L7		3-2 G5-3				
18 Joey Wendle, L OBP: 0.333, SLG: 0.273	3-1 G5-3		1-0 G4-3		1-3 K				
1 Willy Adames, R OBP: 0.281, SLG: 0.115		0-0 P6		1-3 K		2-3 K			
39 Kevin Kiermaier, L OBP: 0.226, SLG: 0.452		0-2 K		2-0 L3		3-3 K			
10 Mike Zunino, R OBP: 0.240, SLG: 0.583		1-0 HBP		0-1 P6		1-1 HR			

Inning Stats	R: 3	H: 2	E: 1	LOB: 0	K: 0	BB: 0	S: 13	P: 20
	R: 0	H: 0	E: 0	LOB: 1	K: 2	BB: 0	S: 7	P: 9
	R: 0	H: 1	E: 1	LOB: 2	K: 1	BB: 0	S: 12	P: 17
	R: 0	H: 0	E: 0	LOB: 0	K: 1	BB: 0	S: 6	P: 9
	R: 0	H: 0	E: 0	LOB: 0	K: 3	BB: 0	S: 9	P: 14
	R: 0	H: 0	E: 0	LOB: 0	K: 2	BB: 0	S: 10	P: 16
	R: 1	H: 1	E: 0	LOB: 0	K: 2	BB: 0	S: 9	P: 15
	R: 0	H: 0	E: 0	LOB: 0	K: 2	BB: 0	S: 9	P: 14

PITCHER	IP	WLS	BF	H	R	ER	SO	BB	IBB	HBP	BLK	WP	HR	S	P	ERA	WHIP
43 Lance McCullers Jr., R ERA: 4.09	(1, 1)	7.0	L	28	4	4	1	11	0	0	0	0	2	66	100	1.29	0.571
70 Andre Scrubb, R ERA:	(8, 1)	1.0		3	0	0	2	0	0	0	0	0	0	9	14	0.00	0.000

BOTTOM

AB R H RBI BB SO LOB

4	0	0	0	0	2	1
4	0	0	0	0	2	0
4	1	2	0	0	1	0
0	0	0	0	0	0	0
4	1	0	0	0	3	3
3	1	1	3	0	0	2
3	0	0	0	0	1	2
3	0	0	0	0	2	0
3	0	0	0	0	2	0
2	1	1	1	0	0	0


livebaseballscorecards.com

AB 30
R 4
H 4
RBI 4
BB 0
SO 13
LOB 8



Houston Astros @ Tampa Bay Rays
Petco Park, San Diego, CA
Mon Oct 12 2020, 1:09 PM - 4:08 PM PDT
Sunny - 87 F

WP	HR	S	P	ERA	WHIP
0	0	0	31		

Batter	1	2	3	4	5	6	7	8	9	AB R H RBI BB SO LOB	TOP									
17 Austin Meadows, L (1, 10) OBP: 0.130, SLG: 0.364	0-1 P5		1-1 P6		2-1 F8	0-2 P5			1-2 K	5 0 0 0 0 1 2										
56 Randy Arozarena, R (1, 7) OBP: 0.512, SLG: 0.897	2-0 F8		2-2 G6-3 2B						2-2 FC4-6 1B	4 1 3 0 1 0 0										
8 Brandon Lowe, L (1, 4)	0-0 F8		1-0 G6-3						2-2 L7	5 1 0 0 0 1 6										
2 Yandy Díaz, R (1, 3) 43 Mike Brosseau, R (9, 3) OBP: 0.423, SLG: 0.167 OBP: 0.417, SLG: 0.636		1-0 L9	2-0 L9						0-1 FC4-6	5 1 1 0 0 1 2 0 0 0 0 0 0 0										
18 Joey Wendle, L (1, 5)		0-2 13 1B		1-2 G4-3					1-2 SH1-3 1B	4 1 2 2 0 0 0										
13 Manuel Margot, R (1, 9) (6, 8)		1-0 1B		0-3 K					0-0 SH1-3 K	3 0 1 0 0 2 0										
39 Kevin Kiermaier, L (1, 8) 10 Mike Zunino, R (6, 2) OBP: 0.235, SLG: 0.424 OBP: 0.231, SLG: 0.560		3-3 K		0-1 G5-3					1-2 11 2B HBP	2 1 0 0 0 1 2 1 0 0 0 0 1 0	AB 35 R 5 H 8 RBI 5 BB 2 SO 9 LOB 15									
1 Willy Adames, R (1, 6)		4-2 BB			3-1 F8	1-0 11 2B HBP			1-2 F8	2 0 0 1 1 0 0										
7 Michael Pérez, L (1, 2) 11 Hunter Renfroe, R (6, PH) OBP: 0.286, SLG: 0.714 OBP: 0.167, SLG: 0.500		0-2 K			1-3 K	3-1 2B			0-1 P5	2 0 0 0 0 2 3 2 0 1 2 0 0 0										
Inning Stats	R: 0 E: 0 K: 0 S: 4	H: 0 LOB: 0 BB: 0 P: 6	R: 0 E: 0 K: 2 S: 15	H: 2 LOB: 3 BB: 1 P: 24	R: 0 E: 0 K: 0 S: 8	H: 1 LOB: 1 BB: 0 P: 14	R: 0 E: 0 K: 1 S: 9	H: 0 LOB: 0 BB: 0 P: 10	R: 0 E: 0 K: 1 S: 7	H: 0 LOB: 0 BB: 0 P: 13	R: 5 E: 1 K: 1 S: 24	H: 4 LOB: 3 BB: 1 P: 35	R: 0 E: 0 K: 2 S: 9	H: 0 LOB: 0 BB: 0 P: 13	R: 0 E: 0 K: 1 S: 9	H: 1 LOB: 1 BB: 0 P: 16	1B: 6 2B: 2 3B: 0 HR: 0	SF: 0 SAC: 1 DP: 0 HBP: 2	WP: 0 PB: 0 SB: 0 CS: 0	PA: 40
PITCHER	IP WLS BF H R ER SO BB IBB HBP BLK WP HR S P ERA WHIP																			
65 José Urquidy, R (1, 1) ERA: 3.95	5.0 L 21 4 2 2 4 1 0 0 0 0 0 0 48 75 3.60 1.000																			
60 Enoli Paredes, R (6, 1) ERA: 5.79	0.1 B 5 2 1 0 0 0 0 0 2 0 0 0 9 12 0.00 6.000																			
58 Brooks Raley, L (6, 1) ERA: 4.15	0.2 4 1 2 2 1 0 1 0 0 0 0 0 10 15 27.00 1.500																			
39 Josh James, R (7, 1) ERA: 9.0	2.0 6 0 0 0 3 0 0 0 0 0 0 0 18 26 0.00 0.000																			
62 Blake Taylor, L (9, 1) ERA:	1.0 4 1 0 0 1 0 0 0 0 0 0 0 11 16 0.00 1.000																			

Tampa Bay Rays @ Houston Astros
 Petco Park, San Diego, CA
 Tue Oct 13 2020, 5:40 PM - 9:39 PM PDT
 Clear - 90 F

livebaseballscorecards.com

Batter	1	2	3	4	5	6	7	8	9	AB R H RBI BB SO LOB
4 George Springer, R OBP: 0.279, SLG: 0.415	(1, 8) B FF 87 C FC 84 F FC 83 B CH 81 S FC 84	2-3 	X CU 71 0-0 		C CH 79 B CH 78 X FC 83 1-1 		C SL 97 X FF 96 0-1 		B SI 97 D SL 88 B SI 96 B SI 97 4-0 	4 0 0 0 1 1 1
27 Jose Altuve, R OBP: 0.442, SLG: 0.657	(1, 4) B FC 83 C FC 83 X FC 83	1-1 	B CU 70 C CH 79 B FC 85 B FC 84 C CH 80 F FC 83 B FC 84 4-2 		B CH 79 X CH 80 1-0 			C SL 87 B SL 89 C FF 95 B SL 88 X FF 96 2-2 	F SL 87 B SL 89 S SL 88 B SL 89 S SL 88 2-3 	4 1 2 1 1 1 2
23 Michael Brantley, L OBP: 0.405, SLG: 0.632	(1, 7) C FF 89 C CU 74 X CU 74	0-2 	B FF 89 B FF 88 C FF 88 1 SAFE C FF 88 X CU 73 2-2 		X FF 85 0-0 			1 SAFE C SI 91 X SI 90 0-1 	C SL 88 S SL 90 X SL 89 0-2 	5 1 2 1 0 0 3
2 Alex Bregman, R OBP: 0.375, SLG: 0.382	(1, 5) B FF 88 C CH 80 X FC 83	1-1 	C FC 84 F CH 80 B CH 78 B CH 79 F FC 85 H FC 85 3-2 		C SL 88 C SL 89 B SL 89 B FF 99 X SL 89 2-2 			D SI 91 F SI 91 B SI 92 B SI 92 F SI 92 F SI 91 S SL 77 3-3 		3 0 0 0 0 1 2
1 Carlos Correa, R OBP: 0.526, SLG: 0.900	(1, 6)	B CH 79 C FC 83 B CH 79 X FC 83 2-1 	X FC 84 0-0 		S SL 89 F SL 89 X FF 99 1-2 			B SI 91 S SI 92 C SL 78 F SL 79 B FF 95 F SL 78 F SI 93 X SL 78 2-2 		4 0 1 0 0 0 2
30 Kyle Tucker, L OBP: 0.351, SLG: 0.333	(1, 9)	C FF 89 B CU 72 F FF 90 B FF 90 B CU 73 4-2 		S CU 72 F FF 88 F CU 72 B CH 79 X FF 88 2-2 		B SL 88 B FF 98 F SI 92 X FF 98 2-0 		B CU 78 B CU 79 F SI 92 X SI 94 2-1 		3 0 0 0 1 0 3
10 Yuli Gurriel, R OBP: 0.237, SLG: 0.125	(1, 3)	B FC 85 F FC 83 1 SAFE B CH 80 F FC 84 S CH 80 2-3 		B CH 80 C FC 85 C FC 84 B FC 84 X FC 84 3-1 			X FF 95 0-0 	B SI 93 C SI 94 X SI 94 1-1 		4 0 0 0 0 1 4
16 Aledmys Diaz, R OBP: 0.333, SLG: 0.583	(1, 10)	S CH 79 B CH 78 B FC 83 1 SAFE D CH 80 S FC 86 X FC 84 3-2 		F CU 72 S CH 79 0-3 			C FF 95 S SL 88 X SL 90 0-2 	C SI 98 S SL 90 S SL 90 0-3 		2 0 1 0 0 1 0 2 0 1 0 0 1 0
22 Josh Reddick, L OBP: 0.259, SLG: 0.231	(7, PH) (8, 10)	C CH 81 F CH 79 D CH 78 C FC 85 1-3 		C CU 69 C FC 83 S CH 78 0-3 			C SL 85 S SL 88 1 SAFE B SL 99 C FF 95 2-3 	B SL 89 B SI 98 F SI 97 F SL 88 B FF 96 F SL 89 F SL 88 B SL 89 4-2 		2 0 0 0 0 2 2 1 0 0 0 0 1 1 0 0 0 0 1 0 0
13 Dustin Garneau, R OBP: 0.207, SLG: 0.296	(1, 2)									
15 Martin Maldonado, R OBP: 0.207, SLG: 0.296	(6, 2)									
31 Abraham Toro, S	(9, PH)									

BOTTOM

Tampa Bay Rays @ Houston Astros
 Petco Park, San Diego, CA
 Tue Oct 13 2020, 5:40 PM - 9:39 PM PDT
 Clear - 90 F

livebaseballscorecards.com

AB	34
R	2
H	7
RBI	2
BB	4
SO	9
LOB	20



Inning Stats	R: 1	H: 1	E: 0	K: 1	S: 10	H: 1	LOB: 0	BB: 0	P: 14	R: 0	H: 1	E: 0	K: 2	S: 13	R: 0	H: 0	E: 0	K: 0	S: 11	R: 0	H: 0	E: 0	K: 1	S: 9	R: 0	H: 0	E: 0	K: 1	S: 6	R: 1	H: 1	E: 0	K: 0	S: 8	R: 0	H: 1	E: 0	K: 1	S: 9	R: 0	H: 3	E: 0	K: 1	S: 19	R: 0	H: 0	E: 0	K: 2	S: 13	R: 0	H: 0	E: 0	K: 2	S: 13	1B: 5	2B: 0	3B: 0	HR: 2	SF: 0	SAC: 0	DP: 0	HBP: 1	WP: 0	PB: 0	SB: 0	CS: 0	PA: 39
--------------	------	------	------	------	-------	------	--------	-------	-------	------	------	------	------	-------	------	------	------	------	-------	------	------	------	------	------	------	------	------	------	------	------	------	------	------	------	------	------	------	------	------	------	------	------	------	-------	------	------	------	------	-------	------	------	------	------	-------	-------	-------	-------	-------	-------	--------	-------	--------	-------	-------	-------	-------	--------

PITCHER	IP	WLS	BF	H	R	ER	SO	BB	IBB	HBP	BLK	WP	HR	S	P	ERA	WHIP
48 Ryan Yarbrough, L ERA: 3.6	(1, 1)	5.0	W	21	3	2	5	2	0	0	0	0	0	50	82	3.60	1.000
29 Pete Fairbanks, R ERA: 2.57	(6, 1)	1.0	H	3	0	0	0	0	0	0	0	0	0	7	12	0.00	0.000
84 John Curtiss, R ERA: 10.38	(7, 1)	1.0	H	5	2	0	1	0	0	0	0	0	0	12	16	0.00	2.000
81 Ryan Thompson, R ERA: 2.7	(8, 1)	0.1	H	3	2	0	1	0	0	0	0	0	0	12	17	0.00	6.000
15 Aaron Loup, L ERA:	(8, 1)	0.2	H	2	0	0	0	0	0	0	0	0	0	4	7	0.00	0.000

PITCHER	IP	WLS	BF	H	R	ER	SO	BB	IBB	HBP	BLK	WP	HR	S	P	ERA	WHIP
63 Diego Castillo, R ERA:	(9, 1)	1.0	S	5	0	0	2	2	0	0	0	0	0	13	23	0.00	2.000


Batter	1	2	3	4	5	6	7	8	9	AB	R	H	RBI	BB	SO	LOB	
4 George Springer, R OBP: 0.319, SLG: 0.511 (1, 8) (8, 9)	2-0 B FF 97 B FF 98 X FF 98 G3-6-3 1B		2-0 B CU 83 B FF 99 X FF 100 L1-3		2-1 B FF 98 B FF 96 S FF 98 X FF 99 1-H HR		3-2 B SI 99 C SI 98 B FC 93 S SI 98 B SI 99 X SI 98 1B			4	1	3	2	0	0	1	
23 Michael Brantley, L OBP: 0.413, SLG: 0.610 3 Myles Straw, R (1, 7) (8, 8)	2-1 B FF 99 B FF 98 C FF 99 X FF 99 G3-6-3 1-2f		4-1 B FF 99 B FF 100 F FF 99 B CU 84 B FF 100 27 2B BB		1-1 C FF 97 B CU 83 X FF 98 27 G6-4-3 1B		2-2 B SI 98 C SI 96 B SI 97 F SI 97 F SI 97 1 SAFE X SI 98 G4-3			3	0	1	0	1	0	2	0
27 Jose Altuve, R OBP: 0.447, SLG: 0.744 (1, 4)	1-0 B CU 84 X FF 100 HR		1-1 D CU 83 C FF 101 X CU 85 1-3 2-H 2B		0-0 X FF 97 G6-4-3 1-2f			2-2 B SL 86 S SI 92 M SL 87 B SL 88 F SI 93 X SI 93 F8		4	1	2	2	0	0	1	
2 Alex Bregman, R OBP: 0.386, SLG: 0.378 (1, 5)	1-2 C FF 100 D CU 83 B CU 86 F CU 84 X CU 83 F7		3-1 C FF 101 D CU 85 B FF 101 D CU 84 X FF 99 G1-3			3-2 F FF 96 B CU 82 B CU 83 F FF 97 B FF 98 X FF 96 1 G6-3 1B		4-1 B SL 87 B SI 92 M SL 87 C SI 92 B SI 92 1 G4-6-3 BB		3	0	1	0	1	0	2	
1 Carlos Correa, R OBP: 0.476, SLG: 0.794 (1, 6)		2-2 B FF 98 S CU 83 S CU 96 S FF 99 X FF 100 F9		1-3 F FF 97 B CU 82 F CU 83 S CU 85 K		0-1 C FF 97 X CU 84 1-2f G6-3		0-0 X SI 93 1-2f G4-6-3		4	0	0	0	0	1	2	
30 Kyle Tucker, L OBP: 0.350, SLG: 0.333 (1, 9) (8, 7)		2-3 B FF 101 B SI 95 F FF 100 F FF 101 C CU 85 K		2-3 F FF 97 C SI 94 B CU 84 S CU 85 K		1-2 B SI 91 C FF 98 F CU 82 X FF 99 10 FC6-4 1B				3	0	1	0	0	2	0	
10 Yuli Gurriel, R OBP: 0.220, SLG: 0.114 (1, 3)		0-3 C FF 100 S CU 95 S CU 87 K		1-0 B CU 83 X FF 98 G4-3		0-0 1 SAFE 1 SAFE X FF 97 FC6-4				3	0	0	0	0	1	1	
22 Josh Reddick, L OBP: 0.241, SLG: 0.214 16 Aledmys Diaz, R OBP: 0.308, SLG: 0.538 (1, 10) (7, PH) (8, 10)			1-3 F SI 98 F FF 98 B CU 85 F CU 84 S CU 86 K		2-2 B FF 99 S FF 97 S FF 98 B CU 83 X CU 83 F7		2-3 B SI 98 S SI 98 C SI 99 B SI 99 C SI 99 K			2	0	0	0	0	1	0	
15 Martin Maldonado, R OBP: 0.250, SLG: 0.310 (1, 2)			4-2 F FF 99 B CU 84 B CU 84 C FF 100 B FF 100 B FF 100 4 L1-3 27 2B BB		3-1 C FF 98 B CU 84 B CU 83 B FF 99 B FF 100 X FF 97 4 HR 1B		2-3 B SI 98 C SI 99 B SI 99 S SI 98 K			2	2	1	0	1	1	0	

Inning Stats	R: 1	H: 2	E: 0	K: 8	LOB: 0	BB: 0	P: 14	R: 0	H: 0	E: 0	K: 2	S: 9	LOB: 0	BB: 0	P: 13	R: 1	H: 1	E: 0	K: 1	S: 12	R: 0	H: 0	E: 0	K: 2	S: 7	R: 2	H: 3	E: 0	K: 0	S: 10	R: 0	H: 2	E: 0	K: 0	S: 9	R: 0	H: 1	E: 0	K: 2	S: 13	R: 0	H: 0	E: 0	K: 0	S: 6	1B: 6	SF: 0	2B: 1	SAC: 0	3B: 0	DP: 4	HR: 2	HBP: 0	WP: 0	PA: 32
--------------	------	------	------	------	--------	-------	-------	------	------	------	------	------	--------	-------	-------	------	------	------	------	-------	------	------	------	------	------	------	------	------	------	-------	------	------	------	------	------	------	------	------	------	-------	------	------	------	------	------	-------	-------	-------	--------	-------	-------	-------	--------	-------	--------

PITCHER	IP	WLS	BF	H	R	ER	SO	BB	IBB	HBP	BLK	WP	HR	S	P	ERA	WHIP
20 Tyler Glasnow, R ERA: 4.66 (1, 1)	6.0	L	25	8	4	4	5	2	0	0	0	0	2	55	96	6.00	1.667
46 José Alvarado, L ERA: (7, 1)	1.0		4	1	0	0	2	0	0	0	0	0	0	13	22	0.00	1.000
57 Aaron Slegers, R ERA: 3.86 (8, 1)	1.0		3	0	0	0	0	1	0	0	0	0	0	6	12	0.00	1.000

Tampa Bay Rays @ Houston Astros
 Petco Park, San Diego, CA
 Wed Oct 14 2020, 5:40 PM - 8:47 PM PDT
 Clear - 85 F

AB	29
R	4
H	9
RBI	4
BB	3
SO	7
LOB	9



Tampa Bay Rays @ Houston Astros
 Petco Park, San Diego, CA
 Thu Oct 15 2020, 2:08 PM - 5:43 PM PDT
 Sunny - 82 F

livebaseballscorecards.com

AB	33
R	3
H	7
RBI	3
BB	5
SO	11
LOB	18



AB	R	H	RBI	BB	SO	LOB
5	1	1	1	0	2	2
5	1	1	1	0	2	1
4	0	0	0	1	1	2
0	0	0	0	0	0	0
4	0	0	0	0	1	1
2	1	2	1	2	0	0
4	0	1	0	0	1	4
2	0	0	0	1	0	1
3	0	0	0	1	3	2
4	0	2	0	0	1	5
0	0	0	0	0	0	0

Batter	1	2	3	4	5	6	7	8	9
8 Brandon Lowe, L OBP: 0.163, SLG: 0.156 (1, 4)	F7		HR		F8	K			K
56 Randy Arozarena, R OBP: 0.462, SLG: 0.896 (1, 7)	L7				HR				F9
17 Austin Meadows, L OBP: 0.188, SLG: 0.333 7 Michael Pérez, L OBP: 0.286, SLG: 0.714 (1, 9) (9, 2)	K		G3		26 1B BB				F8
2 Yandy Díaz, R OBP: 0.367, SLG: 0.136 (1, 10)		G5-3	G4-3						
26 Ji Man Choi, L OBP: 0.412, SLG: 0.519 (1, 3)		1 BB 18 HBP BB		18 BB BB		1B			HR
13 Manuel Margot, R OBP: 0.286, SLG: 0.515 (1, 8) (9, 9)		F9		K		G5-3			18 G1-6-3 1B
18 Joey Wendle, L OBP: 0.333, SLG: 0.250 (1, 5)		1 BB HBP							G4-3
1 Willy Adames, R OBP: 0.318, SLG: 0.147 (1, 6)		1-2 BB							G1-6-3
10 Mike Zunino, R OBP: 0.242, SLG: 0.500 39 Kevin Kiermaier, L OBP: 0.235, SLG: 0.424 (1, 2) (9, PR) (9, 8)		1-2 2-3 BB							K
		F9		K					56 WP 1B

Inning	1	2	3	4	5	6	7	8	9
R: 0	R: 0	R: 1	R: 0	R: 1	R: 0	R: 0	R: 1	R: 0	R: 0
H: 0	H: 0	H: 1	H: 0	H: 2	H: 1	H: 0	H: 2	H: 1	H: 1
E: 0	E: 0	E: 0	E: 0	E: 0	E: 0	E: 0	E: 0	E: 0	E: 0
K: 1	K: 0	K: 1	K: 3	K: 1	K: 2	K: 1	K: 1	K: 1	K: 1
S: 8	S: 14	S: 9	S: 13	S: 14	S: 13	S: 11	S: 11	S: 11	S: 10
H: 0	H: 0	H: 1	H: 0	H: 0	H: 1	H: 0	H: 0	H: 2	H: 1
LOB: 0	LOB: 3	LOB: 0	LOB: 2	LOB: 2	LOB: 1	LOB: 0	LOB: 0	LOB: 0	LOB: 2
BB: 0	BB: 2	BB: 0	BB: 2	BB: 1	BB: 0	BB: 0	BB: 0	BB: 0	BB: 0
P: 11	P: 26	P: 14	P: 23	P: 21	P: 17	P: 18	P: 16	P: 13	P: 13
1B: 4	SF: 0	2B: 0	SAC: 0	3B: 0	DP: 1	HR: 3	HBP: 1	WP: 1	PA: 39

PITCHER	IP	WLS	BF	H	R	ER	SO	BB	IBB	HBP	BLK	WP	HR	S	P	ERA	WHIP
77 Luis Garcia, R ERA: 2.00 (1, 1)	2.0		9	0	0	0	1	2	0	1	0	0	0	22	37	0.00	1.000
62 Blake Taylor, L ERA: 2.25 (3, 1)	0.2		3	1	1	1	1	0	0	0	0	0	1	7	11	13.50	1.500
60 Enoli Paredes, R ERA: 5.68 (3, 1)	1.2		9	1	1	1	3	3	0	0	0	0	1	21	36	5.40	2.400
70 Andre Scrubb, R ERA: (5, 1)	1.1	H	6	2	0	0	2	0	0	0	0	0	0	18	24	0.00	1.500
58 Brooks Raley, L ERA: 3.38 (6, 1)	1.0	H	3	0	0	0	2	0	0	0	0	0	0	11	18	0.00	0.000
39 Josh James, R ERA: 9.0 (7, 1)	1.0	B	4	2	1	1	0	0	0	0	0	0	1	11	16	9.00	2.000
55 Ryan Pressly, R ERA: 2.84 (8, 1)	1.1	W	5	1	0	0	2	0	0	0	0	1	0	13	17	0.00	0.750

Batter	1	2	3	4	5	6	7	8	9	AB	R	H	RBI	BB	SO	LOB
4 George Springer, R OBP: 0.314, SLG: 0.551	0-0 HR		0-0 G1-3		3-3 K			0-1 P4		4	1	1	1	0	1	2
23 Michael Brantley, L OBP: 0.400, SLG: 0.578	1-3 K		2-1 27 BB 1B			0-1 G1-6-3		1-2 G3		4	0	1	2	0	1	0
27 Jose Altuve, R OBP: 0.471, SLG: 0.732	4-2 1 PO BB		4-2 2 G5-4-3 BB			3-2 1B		3-2 L5		2	0	1	0	2	0	0
2 Alex Bregman, R OBP: 0.354, SLG: 0.341	0-0 F9		1-0 G5-4-3			1-2 F8			2-2 P4	4	0	0	0	0	0	3
1 Carlos Correa, R OBP: 0.457, SLG: 0.816	0-0 1-2 PO	1-2 K		2-2 G4-3			1-1 L4		1-1 HR	4	1	1	1	0	1	0
30 Kyle Tucker, L OBP: 0.326, SLG: 0.310		2-3 K		0-2 F9			1-2 E1			3	0	0	0	0	1	0
10 Yuli Gurriel, R OBP: 0.205, SLG: 0.105		1-1 F8		0-2 G5-3			1-1 G5-3			3	0	0	0	0	0	1
22 Josh Reddick, L OBP: 0.281, SLG: 0.233			3-2 15 2B 23 1B 1B		0-0 F9		0-0 IBB			2	1	1	0	1	0	0
15 Martin Maldonado, R OBP: 0.257, SLG: 0.344			2-2 23 1B 1-3 2B		1-1 G5-3		1-3 K			3	1	1	0	0	1	2

Inning Stats	R: 1	H: 1	E: 0	LOB: 0	K: 1	P: 13	R: 0	H: 0	E: 0	LOB: 0	K: 2	P: 12	R: 2	H: 3	E: 0	LOB: 1	K: 0	P: 27	R: 0	H: 0	E: 0	LOB: 0	K: 0	P: 11	R: 0	H: 0	E: 0	LOB: 0	K: 1	P: 15	R: 0	H: 1	E: 1	LOB: 2	K: 1	P: 15	R: 0	H: 0	E: 0	LOB: 0	K: 0	P: 13	R: 1	H: 1	E: 0	LOB: 0	K: 0	P: 8	1B: 3	SF: 0	2B: 1	SAC: 0	3B: 0	DP: 1	HR: 2	HBP: 0	WP: 0	PA: 33
--------------	------	------	------	--------	------	-------	------	------	------	--------	------	-------	------	------	------	--------	------	-------	------	------	------	--------	------	-------	------	------	------	--------	------	-------	------	------	------	--------	------	-------	------	------	------	--------	------	-------	------	------	------	--------	------	------	-------	-------	-------	--------	-------	-------	-------	--------	-------	--------

PITCHER	IP	WLS	BF	H	R	ER	SO	BB	IBB	HBP	BLK	WP	HR	S	P	ERA	WHIP
84 John Curtiss, R ERA: 9.53	1.1		5	1	1	1	2	1	0	0	0	0	0	11	17	6.75	1.500
61 Josh Fleming, L ERA: 6.0	3.0		12	3	2	2	1	1	0	0	0	0	0	30	47	6.00	1.333
57 Aaron Slegers, R ERA: 1.8	2.2		10	1	0	0	2	0	1	0	0	0	0	30	42	0.00	0.375
70 Nick Anderson, R ERA: 3.72	1.1	L	5	1	1	1	0	0	0	0	0	0	1	14	21	6.75	0.750

TOP

Tampa Bay Rays @ Houston Astros
 Petco Park, San Diego, CA
 Thu Oct 15 2020, 2:08 PM - 5:43 PM PDT
 Sunny - 82 F

AB 29
R 4
H 6
RBI 4
BB 3
SO 5
LOB 8



PITCHER	IP	WLS	BF	H	R	ER	SO	BB	IBB	HBP	BLK	WP	HR	S	P	ERA	WHIP
---------	----	-----	----	---	---	----	----	----	-----	-----	-----	----	----	---	---	-----	------

Batter	1	2	3	4	5	6	7	8	9	AB R H RBI BB SO LOB	TOP											
4 George Springer, R OBP: 0.321, SLG: 0.528	(1, 8) (9, 9) C CH 90 S SL 89 B SL 83 B SL 88 C FF 96	2-3 	(2) 2-3 B CH 87 S CU 80 B FF 95 F CH 89 F SL 88 S CU 81			(3) 1-1 D CU 85 C FF 99 X FF 99		4-2 B SI 97 F SI 97 B FC 98 B FC 98 B SI 97 B SI 97		4 1 1 2 1 2 1												
27 Jose Altuve, R OBP: 0.500, SLG: 0.750	(1, 4) C CH 90 B FF 97 C CH 90 B SL 96 S SL 89 F FF 98 B CU 82	4-2 	(3) 3-1 B CU 80 B CH 88 F CH 90 B SL 86 X CH 86			0-0 X SL 87		4-1 B SI 88 B SI 96 C SI 97 B SI 97 B SI 98		3 2 2 1 2 0 0												
23 Michael Brantley, L OBP: 0.418, SLG: 0.571	(1, 10) C SL 87 B FF 97 1 SAFE 1 SAFE 1 SAFE D SL 89 B FF 96 F FF 98	3-3 S SL 88 		0-2 C CU 79 F FF 96 X SL 83	4-0 B SL 86 B SI 97 B FF 96 B SL 87		2-2 C CU 82 B CU 82 F FF 99 B FF 99 X CU 85	(1) 3-3 B SI 96 B SI 97 C SI 97 F SI 97 C SI 98		4 1 2 1 1 2 4												
1 Carlos Correa, R OBP: 0.471, SLG: 0.814	(1, 6) C CU 79 C FF 97 B SL 87 B SL 88 B SL 86 F SL 88 F FF 95 X FF 97	3-2 		1-3 C CH 90 B CH 88 C CU 80 S SL 86	1-1 B SI 97 S SL 88 X SI 97		0-2 F FF 97 F CU 84 X FF 98	(2) 1-2 C FC 87 B FC 87 F FC 88 T SI 95		5 0 3 1 0 2 4												
2 Alex Bregman, R OBP: 0.321, SLG: 0.304	(1, 5) F FF 95 X SL 89	0-1 		2-2 C FF 97 C CH 89 D CU 80 1 SAFE F FF 97 D CU 79 1 SAFE X CH 86	0-1 C SI 97 X SI 96		2-3 B FF 98 B FF 97 C FF 96 C CU 84 S CU 84	(3) 2-3 C FC 88 F FC 88 F FC 88 B SI 95 B FC 89 S SI 96		5 0 0 0 0 2 9												
30 Kyle Tucker, L OBP: 0.333, SLG: 0.378	(1, 9) (6, 7) F FF 97 B FF 96 B SL 86 B SL 86	4-1 		1-0 D CU 78 X SL 86		2-0 B FF 96 B FF 97 X FF 97		2-0 D CU 83 B FF 97 X FF 98		3 1 1 2 1 1 1												
10 Yuli Gurriel, R OBP: 0.245, SLG: 0.100	(1, 3) S FF 97 B CH 88 1 SAFE C CH 89 B FF 95 B SL 88 B FF 96	4-2 				0-1 C FF 98 X CU 86	(1) 4-2 F FF 98 B CH 89 B FF 97 S CU 84 B CU 83		2 1 0 0 3 0 0													
16 Aledmys Diaz, R OBP: 0.375, SLG: 0.563	(1, 7) B CH 89 C SL 86 X CH 89	1-1 				2-2 B SL 88 B CH 89 F CH 89 S SL 88 F CU 80 X SL 87	2-2 C CU 85 C CU 85 B CU 86 F FF 100 B CU 86 X FF 99	(3) 0-3 C SI 97 F SI 96 S FC 93		3 1 2 0 0 0 2												
22 Josh Reddick, L OBP: 0.265, SLG: 0.219	(6, 9)	G6-3 								2 0 0 0 0 1 2												
3 Myles Straw, R (9, 8)		G6-3 								0 0 0 0 0 0 0												
15 Martin Maldonado, R OBP: 0.263, SLG: 0.324	(1, 2) C CU 77 B CH 88 X CH 89	1-1 				1-0 B SL 86 X SL 84	(1) 2-3 F FF 97 B CU 83 F FF 96 S FF 99	(2) 4-1 B SI 97 B SI 95 C SI 96 B SI 97 B SI 96		2 0 0 0 1 1 1												
Inning Stats	R: 0 E: 0 K: 2 S: 9	H: 0 LOB: 1 BB: 1 P: 18	R: 0 E: 0 K: 0 S: 12	H: 1 LOB: 2 BB: 2 P: 24	R: 0 E: 0 K: 1 S: 8	H: 0 LOB: 0 BB: 0 P: 14	R: 0 E: 0 K: 1 S: 11	H: 1 LOB: 1 BB: 0 P: 15	R: 4 E: 0 K: 0 S: 12	H: 4 LOB: 1 BB: 2 P: 25	R: 1 E: 0 K: 1 S: 12	H: 2 LOB: 1 BB: 0 P: 19	R: 2 E: 0 K: 2 S: 17	H: 3 LOB: 2 BB: 1 P: 29	R: 0 E: 0 K: 3 S: 15	H: 0 LOB: 3 BB: 3 P: 33	R: 0 E: 0 K: 1 S: 5	H: 0 LOB: 0 BB: 0 P: 8	1B: 8 2B: 3 3B: 0 HR: 1	SF: 1 SAC: 1 DP: 3 HBP: 0	WP: 1 PB: 3 SB: 0 CS: 1	PA: 44
PITCHER	IP WLS BF H R ER SO BB IBB HBP BLK WP HR S P ERA WHIP	IP WLS BF H R ER SO BB IBB HBP BLK WP HR S P ERA WHIP																			IP WLS BF H R ER SO BB IBB HBP BLK WP HR S P ERA WHIP	
4 Blake Snell, L ERA: 3.2	(1, 1) 4.0 L 17 3 2 2 4 4 0 0 0 1 0 45 82 4.50 1.750	63 Diego Castillo, R ERA: 1.08	(5, 1) 1.0 6 3 2 1 0 1 0 0 0 0 0 7 14 9.00 4.000	62 Shane McClellan, L ERA: 10.8	(6, 1) 1.2 11 5 3 3 2 1 0 0 0 0 1 26 45 16.20 3.600	46 José Alvarado, L ERA:	(7, 1) 0.2 5 0 0 0 2 3 0 0 0 0 0 10 25 0.00 4.500	15 Aaron Loup, L ERA:	(8, 1) 0.2 2 0 0 0 2 0 0 0 0 0 0 0 8 11 0.00 0.000	84 John Curtiss, R ERA: 8.1	(9, 1) 1.0 3 0 0 0 1 0 0 0 0 0 5 8 0.00 0.000											

Houston Astros @ Tampa Bay Rays
 Petco Park, San Diego, CA
 Fri Oct 16 2020, 3:10 PM - 7:07 PM PDT
 Sunny - 79 F

livebaseballscorecards.com

AB	33
R	7
H	11
RBI	7
BB	9
SO	11
LOB	24



Batter	1	2	3	4	5	6	7	8	9	AB R H RBI BB SO LOB
43 Mike Brosseau, R (1, 4) OBP: 0.300, SLG: 0.389	1-3 K		3-3 K		1-3 K		4-1 BB		0-2 G6-4-3	4 0 0 0 1 3 2
56 Randy Arozarena, R (1, 10) OBP: 0.446, SLG: 0.843	1-0 G5-3		4-2 BB			1-2 G4-3	0-1 G3-1			3 0 0 0 1 0 2
11 Hunter Renfroe, R (1, 9) OBP: 0.200, SLG: 0.467 17 Austin Meadows, L (8, PH) OBP: 0.182, SLG: 0.323	3-3 K		3-3 K			3-2 1B		1-3 K		3 0 1 0 0 2 1 1 0 0 0 0 1 0
2 Yandy Diaz, R (1, 3) OBP: 0.384, SLG: 0.125 26 Ji Man Choi, L (8, PH) OBP: 0.400, SLG: 0.500		1-3 K		0-0 G2-3		4-2 BB		2-3 K		2 0 0 0 1 1 0 1 0 0 0 0 1 0
8 Brandon Lowe, L (1, 7) OBP: 0.189, SLG: 0.167		1-0 1B		3-2 G4-3		2-2 G4-6-3		4-2 13 HR		3 2 1 0 1 0 2
13 Manuel Margot, R (1, 8) OBP: 0.308, SLG: 0.676		3-3 K		1-0 G5-3		1-1 HR		0-0 HR		4 2 2 3 0 1 1
1 Willy Adames, R (1, 6) OBP: 0.354, SLG: 0.194		0-1 2B		4-1 18 FC6		4-2 43 PB		2-0 G3		2 0 1 1 2 0 0
18 Joey Wendle, L (1, 5) OBP: 0.300, SLG: 0.222		1-3 K		3-2 FC6		2-1 G6-3		0-3 K		4 0 0 0 0 2 3
10 Mike Zunino, R (1, 2) OBP: 0.222, SLG: 0.457 25 Yoshi Tsutsugo, L (9, PH) OBP: 0.154, SLG: 0.154			1-1 G6-3		0-3 K		2-3 K		0-0 43 G6-4-3	3 0 0 0 0 2 2 1 0 1 0 0 0 0

Inning Stats	R: 0	H: 0	E: 0	K: 2	S: 7	H: 0	LOB: 0	BB: 0	P: 12	R: 1	H: 2	E: 0	K: 3	S: 12	R: 0	H: 0	E: 0	K: 2	S: 10	R: 0	H: 0	E: 0	K: 0	S: 5	R: 0	H: 0	E: 0	K: 2	S: 11	R: 0	H: 1	E: 0	K: 0	S: 12	R: 1	H: 1	E: 0	K: 1	S: 13	R: 2	H: 1	E: 0	K: 2	S: 10	R: 0	H: 1	E: 0	K: 1	S: 9	1B: 3	SF: 0	2B: 1	SAC: 0	3B: 0	DP: 2	HR: 2	HBP: 0	WP: 0	PA: 37
--------------	------	------	------	------	------	------	--------	-------	-------	------	------	------	------	-------	------	------	------	------	-------	------	------	------	------	------	------	------	------	------	-------	------	------	------	------	-------	------	------	------	------	-------	------	------	------	------	-------	------	------	------	------	------	-------	-------	-------	--------	-------	-------	-------	--------	-------	--------


PITCHER	IP	WLS	BF	H	R	ER	SO	BB	IBB	HBP	BLK	WP	HR	S	P	ERA	WHIP
59 Framber Valdez, L (1, 1) ERA: 1.88	6.0	W	23	3	1	1	9	3	0	0	0	0	0	57	101	1.50	1.000
70 Andre Scrubb, R (7, 1) ERA: 2.25	0.2		5	1	1	1	1	2	0	0	0	0	1	11	24	13.50	4.500
62 Blake Taylor, L (7, 1) ERA: 2.08	0.1		1	0	0	0	0	0	0	0	0	0	0	2	2	0.00	0.000
53 Cristian Javier, R (8, 1) ERA: 2.89	1.0		5	1	2	2	2	1	0	0	0	0	1	10	19	18.00	2.000
55 Ryan Pressly, R (9, 1) ERA: 2.45	1.0	S	3	1	0	0	1	0	0	0	0	0	0	9	9	0.00	1.000

BOTTOM

Houston Astros @ Tampa Bay Rays
Petco Park, San Diego, CA
Fri Oct 16 2020, 3:10 PM - 7:07 PM PDT
Sunny - 79 F

livebaseballscorecards.com

AB	31
R	4
H	6
RBI	4
BB	6
SO	13
LOB	13



Batter	1	2	3	4	5	6	7	8	9	AB R H RBI BB SO LOB	TOP	
4 George Springer, R OBP: 0.300, SLG: 0.491 (1, 8)	1-0 G4-3 ①		0-0 G5-3 ③			0-2 FC5-4 27 1B ②		1-0 G5-3 ②		4 0 0 0 0 0 2		
27 Jose Altuve, R OBP: 0.500, SLG: 0.729 (1, 4)	1-1 L8 ②		1-3 K ①			3-2 1B ①		2-1 23 WP 1B ②		4 1 2 0 0 1 0		
23 Michael Brantley, L OBP: 0.424, SLG: 0.558 (1, 10)	0-2 1B ①		2-2 F9 ②			1-0 G4-3 ③		4-0 1B BB ②		3 0 1 0 1 0 2		
1 Carlos Correa, R OBP: 0.455, SLG: 0.766 (1, 6)	0-3 K ③		0-3 K ③				0-0 L8 ①	0-0 1B ②		4 0 1 2 0 2 1		
2 Alex Bregman, R OBP: 0.316, SLG: 0.300 11 Garrett Stubbs, L (8, 2)		2-1 G6-3 ①		1-0 G5-3 ①			1-1 30 1B ②	1-3 K ③		4 0 1 0 0 1 2 0 0 0 0 0 0 0		
30 Kyle Tucker, L OBP: 0.327, SLG: 0.367 (1, 7)		0-1 G3 ②		0-3 K ②			0-0 10 G6-4-3 1B ①		1-3 K ①	4 0 1 0 0 2 0		
10 Yuli Gurriel, R OBP: 0.245, SLG: 0.114 (1, 3)		2-2 F7 ③		0-0 F9 ③			1-0 G6-4-3 ② ③		2-1 1B ②	4 0 1 0 0 0 2		
22 Josh Reddick, L OBP: 0.237, SLG: 0.194 (1, 9)		1-1 G3 ①		0-3 K ②			0-3 K ①		0-0 G4-3 ①	4 0 0 0 0 2 1		
15 Martín Maldonado, R OBP: 0.275, SLG: 0.314 16 Aledmys Díaz, R OBP: 0.389, SLG: 0.529 (8, PH) (8, 5)		0-3 K ②		4-0 4 FC5-4 BB ②			4-2 27 1B 4 G5-3 BB ②		0-0 F9 ③	1 0 0 0 1 1 0 1 1 0 0 1 0 1		
Inning Stats	R: 0 H: 1 E: 0 LOB: 1 K: 1 BB: 0 S: 9 P: 11	R: 0 H: 0 E: 0 LOB: 0 K: 0 BB: 0 S: 8 P: 12	R: 0 H: 0 E: 0 LOB: 0 K: 1 BB: 0 S: 6 P: 7	R: 0 H: 0 E: 0 LOB: 0 K: 2 BB: 0 S: 10 P: 13	R: 0 H: 0 E: 0 LOB: 0 K: 1 BB: 0 S: 5 P: 6	R: 0 H: 1 E: 0 LOB: 2 K: 1 BB: 1 S: 11 P: 19	R: 0 H: 2 E: 0 LOB: 1 K: 0 BB: 0 S: 5 P: 7	R: 2 H: 2 E: 0 LOB: 2 K: 1 BB: 2 S: 10 P: 22	R: 0 H: 1 E: 0 LOB: 1 K: 2 BB: 0 S: 12 P: 17	1B: 7 SF: 0 2B: 0 SAC: 0 3B: 0 DP: 1 HR: 0 HBP: 0	WP: 1 PA: 36 PB: 0 SB: 0 CS: 0	
PITCHER 50 Charlie Morton, R ERA: 0.57 70 Nick Anderson, R ERA: 4.63 29 Pete Fairbanks, R ERA: 2.16	IP WLS BF H R ER SO BB IBB HBP BLK WP HR S P ERA WHIP											PITCHER IP WLS BF H R ER SO BB IBB HBP BLK WP HR S P ERA WHIP
	5.2 W 20 2 0 0 6 1 0 0 0 0 0 0 48 66 0.00 0.529											
	2.0 H 9 3 2 2 0 1 0 0 0 0 0 0 12 22 9.00 2.000											
	1.1 S 7 2 0 0 3 1 0 0 0 0 1 0 16 26 0.00 2.250											

Houston Astros @ Tampa Bay Rays
 Petco Park, San Diego, CA
 Sat Oct 17 2020, 5:38 PM - 8:52 PM PDT
 Clear - 73 F

livebaseballscorecards.com

AB	33
R	2
H	7
RBI	2
BB	3
SO	9
LOB	11



Batter	1	2	3	4	5	6	7	8	9	AB	R	H	RBI	BB	SO	LOB
13 Manuel Margot, R OBP: 0.326, SLG: 0.641 (1, 9)	H SI 94 1-0 56 HR HBP	B SI 95 CH 87 T CH 88 T CH 89 1-2 K			C ST 82 B ST 80 B FF 91 F CH 85 B CH 85 F FF 95 B ST 82 4-2 8 FC4-6 BB		X SL 86 0-0 G5-3			2	1	0	0	1	1	0
8 Brandon Lowe, L OBP: 0.193, SLG: 0.173 (1, 4)	C KC 81 B KC 82 B CH 88 C KC 83 S KC 84 2-3 K		X FC 92 0-0 56 FC1-4 1B		S CH 85 F FF 94 B CH 84 B CH 84 X FF 94 2-2 FC4-6		B FF 95 SL 84 B SL 85 B SL 85 B FF 95 F FF 92 F FF 94 S SL 84 3-3 K			4	0	1	0	0	2	2
56 Randy Arozarena, R OBP: 0.433, SLG: 0.855 (1, 7)	C KC 83 B KC 85 C SI 96 D KC 86 F SI 97 X SI 97 2-2 1-H HR		X KC 83 0-0 FC1-4 17 FC4-6 1-2f		1 SAFE D ST 81 C ST 83 B CH 84 S CH 86 2-3 K		S FF 95 SL 84 X SL 82 1-1 G6-3			4	1	1	2	0	1	2
17 Austin Meadows, L OBP: 0.162, SLG: 0.286 (1, 10)	B CH 88 S CH 88 B CH 89 C KC 83 F KC 85 2-3 K		B CH 87 T CH 87 X KC 85 1-1 FC4-6 1-2f		B FF 94 F CH 85 1 SAFE C CH 85 1 SAFE X CH 84 1-2 P6		C FF 94 B SL 83 B SL 80 S FF 95 F FF 95 X SL 84 2-2 G6-3			4	0	0	0	0	1	2
26 Ji Man Choi, L OBP: 0.436, SLG: 0.516 (1, 3)	B FC 92 B KC 84 C KC 83 C FC 83 F FC 91 B KC 83 4-2 BB		B SI 94 S KC 85 D KC 86 C KC 85 F KC 85 X KC 85 3-2 F7		B FF 94 F FF 93 X FF 95 1-1 18 F9 10 SF8 1 BB 1B		B FF 96 X SL 83 1-0 18 G5-3 1 BB 1B			3	1	2	0	1	0	1
43 Mike Brosseau, R OBP: 0.300, SLG: 0.389 (8, PR) (9, 3)	B FC 92 B KC 84 C KC 83 C FC 83 F FC 91 B KC 83 4-2 BB		B SI 94 S KC 85 D KC 86 C KC 85 F KC 85 X KC 85 3-2 F7		B FF 94 F FF 93 X FF 95 1-1 18 F9 10 SF8 1 BB 1B		B FF 96 X SL 83 1-0 18 G5-3 1 BB 1B			0	0	0	0	0	0	0
1 Willy Adames, R OBP: 0.365, SLG: 0.184 (1, 6)	C SI 95 D CH 87 C CH 88 S KC 85 2-3 K		C SI 95 F SI 95 S CH 87 0-3 K		B CU 77 1 SAFE S CH 85 B CH 85 B FF 92 B FF 90 4-1 BB		B SL 85 D FF 96 B FF 96 C FF 95 F FF 96 B FF 96 4-2 BB			2	0	0	0	2	2	1
18 Joey Wendle, L OBP: 0.295, SLG: 0.225 (1, 5)		C SI 93 F KC 83 F FC 92 X KC 84 1-2 G4-3		F KC 86 B KC 86 X KC 84 1-2 1B		B FF 92 B FF 93 S FF 93 S FF 94 X FF 94 2-2 F9		F FF 96 C FF 97 X FF 97 0-2 G5-3		4	0	1	0	0	0	4
10 Mike Zunino, R OBP: 0.231, SLG: 0.541 (1, 2)		C KC 83 B KC 84 B SI 96 B KC 84 B KC 84 F SI 95 F KC 85 X KC 83 3-2 HR		D KC 84 S CH 87 C SI 96 C SI 96 D CH 88 S CH 87 2-3 K		B ST 81 S FF 94 B FF 95 X FF 94 2-1 SF8				2	1	1	2	0	1	1
39 Kevin Kiermaier, L OBP: 0.216, SLG: 0.389 (1, 8)		C CH 87 C CH 87 C CH 88 0-3 K		1 SAFE C SL 83 S SL 83 B SL 83 F FC 86 S FF 90 1-3 K		F FF 93 S CH 85 B CH 85 B SL 83 F FC 86 S FF 94 2-3 K				3	0	0	0	0	3	2

Inning Stats	R: 2	H: 1	E: 0	LOB: 1	K: 3	S: 17	P: 30	R: 1	H: 1	E: 0	LOB: 0	K: 2	S: 15	P: 20	R: 0	H: 1	E: 0	LOB: 1	K: 0	S: 8	R: 0	H: 1	E: 0	LOB: 1	K: 3	S: 14	R: 0	H: 0	E: 0	LOB: 1	K: 1	S: 12	R: 1	H: 1	E: 0	LOB: 1	K: 1	S: 11	R: 0	H: 0	E: 0	LOB: 0	K: 1	S: 8	R: 0	H: 1	E: 0	LOB: 2	K: 0	S: 10	P: 17
--------------	------	------	------	--------	------	-------	-------	------	------	------	--------	------	-------	-------	------	------	------	--------	------	------	------	------	------	--------	------	-------	------	------	------	--------	------	-------	------	------	------	--------	------	-------	------	------	------	--------	------	------	------	------	------	--------	------	-------	-------


PITCHER	IP	WLS	BF	H	R	ER	SO	BB	IBB	HBP	BLK	WP	HR	S	P	ERA	WHIP
43 Lance McCullers Jr., R ERA: 4.91 (1, 1)	3.2	L	17	4	3	3	7	1	0	0	0	0	2	50	75	7.36	1.364
58 Brooks Raley, L ERA: 3.18 (4, 1)	0.1		1	0	0	0	1	0	0	0	0	0	0	4	5	0.00	0.000
65 José Uriguidy, R ERA: 4.02 (5, 1)	2.0		9	1	1	1	2	2	0	0	0	0	0	23	43	4.50	1.500
62 Blake Taylor, L ERA: 1.59 (7, 1)	1.1		5	1	0	0	1	0	0	0	0	0	0	13	20	0.00	0.750
60 Enoli Paredes, R ERA: 5.14 (8, 1)	0.2		2	0	0	0	0	1	0	0	0	0	0	5	9	0.00	1.500

BOTTOM

Houston Astros @ Tampa Bay Rays
Petco Park, San Diego, CA
Sat Oct 17 2020, 5:38 PM - 8:52 PM PDT
Clear - 73 F

livebaseballscorecards.com

AB	28
R	4
H	6
RBI	4
BB	4
SO	11
LOB	15



1B: 4	SF: 1	WP: 0	PA: 34
2B: 0	SAC: 0	PB: 0	
3B: 0	DP: 1	SB: 0	
HR: 2	HBP: 1	CS: 0	

Batter	1	2	3	4	5	6	7	8	9	AB R H RBI BB SO LOB	TOP											
2 Yandy Díaz, R OBP: 0.351, SLG: 0.143 (1, 3)	1-2 56 BB 1B		1-0 G6-3			2-2 G5-3		1-0 P4		4 0 1 0 0 0 0												
8 Brandon Lowe, L OBP: 0.180, SLG: 0.161 (1, 4)	1-0 P5		1-3 K			1-1 P3		1-2 P4		4 0 0 0 0 1 1												
56 Randy Arozarena, R OBP: 0.422, SLG: 0.810 (1, 10)	4-1 BB				1-3 K		0-0 G4-3		2-1 F8	3 0 0 0 1 1 0												
11 Hunter Renfro, R OBP: 0.176, SLG: 0.412 17 Austin Meadows, L OBP: 0.154, SLG: 0.270 (7, 9)	2-3 K		2-2 G6-3				3-3 K		1-0 F8	2 0 0 0 0 1 2 2 0 0 0 0 1 0												
13 Manuel Margot, R OBP: 0.319, SLG: 0.605 (1, 7)	1-1 G1-3		0-3 K				1-0 18 2B 43 1B 1B		3-3 K	4 1 1 0 0 2 2												
18 Joey Wendle, L OBP: 0.292, SLG: 0.250 (1, 5)		0-1 F7			1-2 G1-3		3-1 43 1B 39 1B 2B		1-0 G1-6-3	4 1 1 0 0 0 0												
1 Willy Adames, R OBP: 0.352, SLG: 0.175 26 Ji Man Choi, L OBP: 0.436, SLG: 0.516 43 Mike Brosseau, R OBP: 0.333, SLG: 0.421 (7, 5)		1-3 K			0-3 K		3-2 10 L1-4 39 1B 1B			2 0 0 0 0 2 0 0 0 0 0 0 0 0 1 0 1 1 0 0 0												
39 Kevin Kiermaier, L OBP: 0.250, SLG: 0.487 (1, 8)		2-2 F7			1-0 HR		1-0 1B			3 1 2 2 0 0 0												
10 Mike Zunino, R OBP: 0.214, SLG: 0.500 (1, 2)			1-3 K			2-3 K		3-2 L1-4		3 0 0 0 0 2 2												
Inning Stats	R: 0 E: 0 K: 1 S: 11	H: 1 LOB: 2 BB: 1 P: 20	R: 0 E: 0 K: 1 S: 8	H: 0 LOB: 0 BB: 0 P: 11	R: 0 E: 0 K: 2 S: 7	H: 0 LOB: 0 BB: 0 P: 10	R: 0 E: 0 K: 2 S: 11	H: 0 LOB: 0 BB: 0 P: 14	R: 1 E: 0 K: 2 S: 10	H: 1 LOB: 0 BB: 0 P: 14	R: 0 E: 0 K: 0 S: 6	H: 0 LOB: 0 BB: 0 P: 9	R: 2 E: 0 K: 1 S: 15	H: 4 LOB: 1 BB: 0 P: 29	R: 0 E: 0 K: 0 S: 7	H: 0 LOB: 0 BB: 0 P: 11	R: 0 E: 0 K: 1 S: 5	H: 0 LOB: 0 BB: 0 P: 10	1B: 4 2B: 2 3B: 0 HR: 1	SF: 0 SAC: 0 DP: 1 HBP: 0	WP: 0 PB: 0 SB: 0 CS: 0	PA: 33
PITCHER	IP WLS BF H R ER SO BB IBB HBP BLK WP HR S P ERA WHIP																					
22 Clayton Kershaw, L ERA: 2.88 (1, 1)	6.0 W 21 2 1 1 8 1 0 0 0 0 0 1 53 78 1.50 0.500																					
51 Dylan Floro, R ERA: 7.36 (7, 1)	0.1 3 2 2 2 1 0 0 0 0 0 0 0 8 15 54.00 6.000																					
81 Víctor González, L ERA: 2.45 (7, 1)	0.2 3 2 0 0 0 0 0 0 0 0 0 0 7 14 0.00 3.000																					
52 Pedro Báez, R ERA: 1.69 (8, 1)	1.0 3 0 0 0 0 0 0 0 0 0 0 0 7 11 0.00 0.000																					
17 Joe Kelly, R ERA: (9, 1)	1.0 3 0 0 0 1 0 0 0 0 0 0 0 5 10 0.00 0.000																					

Tampa Bay Rays @ Los Angeles Dodgers
 Globe Life Field, Arlington, TX
 Tue Oct 20 2020, 7:13 PM - 10:36 PM CDT
 Att. 11,388 - Partly Cloudy - 82 F

AB	32
R	3
H	6
RBI	3
BB	1
SO	10
LOB	7



WP: 0	PA: 33
PB: 0	
SB: 0	
CS: 0	

Batter	1	2	3	4	5	6	7	8	9	
50 Mookie Betts, R OBP: 0.424, SLG: 0.510 (1, 9)	C FF 96 F CU 83 B CU 85 F CU 84 B FF 100 B FF 100 X FF 98 3-2 G3 ①		F FF 100 B CH 94 F CU 82 B FF 100 B CU 83 F CU 83 S FF 99 3-3 K ②		C CU 81 B CH 92 B CU 82 B FF 98 B FF 97 4-1 10 S 13 FC3 5 S BB	X SI 93 0-0 HR		C FC 87 B FC 87 X CH 83 1-1 5 G3-6 1B		4 2 2 1 1 1 0
5 Corey Seager, L OBP: 0.379, SLG: 0.735 (1, 6)	B CU 83 B CH 94 F FF 99 F CU 82 B CU 84 B FF 101 4-2 BB		B CH 92 B CH 93 F FF 100 B CU 83 B CH 92 4-1 BB		F CU 81 B CH 92 F CH 92 F FF 98 F FF 98 F FF 98 D CU 84 D CU 83 1-2 13 FC3 16 1B 10 S BB	X SI 92 0-0 P5		F SI 92 X SI 92 0-1 G3-6 ① ② 1-2f		2 1 0 0 3 0 1
10 Justin Turner, R OBP: 0.333, SLG: 0.340 (1, 5)	C FF 99 B CU 83 B CU 83 B FF 99 X FF 98 3-1 F9 ②		C FF 100 1 SAFE C CU 83 D CU 83 S FF 100 1-3 K ③		2 SAFE B FF 96 F CH 90 S FF 96 S FF 98 1-3 K ① 1-2 2-3	C FC 87 B CH 83 X CH 82 1-1 13 2B		B FC 89 F FC 88 B CH 82 F FC 87 B SI 94 B CH 81 4-2 13 1B BB		4 1 1 0 1 2 4
13 Max Muncy, L OBP: 0.448, SLG: 0.476 (1, 3)	X CH 92 0-0 F8 ③		C FF 98 B CU 85 B FF 98 B FF 98 B FF 97 4-1 16 G5-3 35 HR BB		D CU 83 B FF 99 X FF 97 2-0 FC3 16 1B 3 1B	X SI 91 0-0 16 L8 2B		C FC 86 F SI 92 B CU 80 X SI 92 1-2 1-2 1B		4 2 2 2 1 0 2
16 Will Smith, R OBP: 0.278, SLG: 0.340 (1, 10)		B FF 99 C CU 81 B CU 82 B FF 98 S FF 98 S CU 82 3-3 K ①		C FF 96 B CU 82 B FF 96 B FF 97 X FF 96 3-1 G5-3 ① 1-2	D CU 83 C FF 97 B FF 97 C FF 98 B CU 84 X FF 98 3-2 3 1B 14 1B 1B	B FC 87 B CH 82 X SI 92 2-0 L8 ②		C SL 85 S SL 87 C FF 95 0-3 K ③		5 1 1 1 0 2 4
35 Cody Bellinger, L OBP: 0.357, SLG: 0.583 (1, 8)		B FF 99 B FF 97 X FF 98 2-0 G3 ②		X FF 98 0-0 HR 2-H	B CU 73 C FF 87 F CU 74 B CH 78 B CH 79 F FF 88 F CU 70 3-2 P5 ② 3-H	F SI 92 X SI 93 C FC 84 0-3 K ③				4 1 1 2 0 1 3
3 Chris Taylor, R OBP: 0.326, SLG: 0.316 (6, 7)		C CU 81 C CU 82 X CU 83 0-2 1B		B CU 83 C FF 98 B CH 93 B FF 98 F FF 98 B FF 99 4-2 31 WP BB	X FC 84 0-0 14 1B 1B		B SI 91 F FC 82 F CH 81 B FC 87 B FC 88 S SI 93 3-3 K ①			3 0 2 1 1 1 0
31 Joc Pederson, L OBP: 0.370, SLG: 0.462 14 Enrique Hernández, R OBP: 0.318, SLG: 0.550 (5, PH) (6, 4)		D FF 100 1 SAFE 1 SAFE S FF 99 C CU 82 S CU 85 1-3 K2-3 ③		1 SAFE B FF 98 C FF 98 S CU 84 F FF 99 D CU 84 F CU 83 F CU 83 2-3 K ② 1-2	B CH 78 B CH 78 X FC 85 2-0 1B	B SI 93 F CH 81 B FC 87 X SI 92 3-1 G3 ②				2 0 0 0 0 2 2 2 0 1 1 0 0 0
15 Austin Barnes, R OBP: 0.412, SLG: 0.375 (1, 2)			C FF 97 C FF 100 B CU 84 F FF 100 C CU 84 1-3 K ①	F FF 97 B CU 83 F FF 98 D CU 84 C FF 99 2-3 K ③	B FC 84 F CH 79 C FC 84 F FC 82 D CU 84 X CH 77 1-2 F7 ③	X SI 92 0-0 G6-3 ③			4 0 0 0 0 2 3	

Inning Stats	R: 0 E: 0 K: 0 S: 9	H: 0 LOB: 1 BB: 1 P: 19	R: 0 E: 0 K: 2 S: 10	H: 1 LOB: 1 BB: 0 P: 16	R: 0 E: 0 K: 3 S: 12	H: 0 LOB: 1 BB: 1 P: 21	R: 2 E: 0 K: 2 S: 15	H: 1 LOB: 1 BB: 2 P: 30	R: 4 E: 0 K: 1 S: 25	H: 3 LOB: 2 BB: 2 P: 45	R: 2 E: 0 K: 1 S: 9	H: 3 LOB: 1 BB: 0 P: 12	R: 0 E: 0 K: 1 S: 7	H: 0 LOB: 0 BB: 0 P: 13	R: 0 E: 0 K: 1 S: 12	H: 2 LOB: 2 BB: 1 P: 18
--------------	------------------------------	----------------------------------	-------------------------------	----------------------------------	-------------------------------	----------------------------------	-------------------------------	----------------------------------	-------------------------------	----------------------------------	------------------------------	----------------------------------	------------------------------	----------------------------------	-------------------------------	----------------------------------

PITCHER	IP	WLS	BF	H	R	ER	SO	BB	IBB	HBP	BLK	WP	HR	S	P	ERA	WHIP
20 Tyler Glasnow, R ERA: 6.08 (1, 1)	4.1	L	23	3	6	6	8	6	0	0	0	1	1	58	112	12.46	2.077
48 Ryan Yarbrough, L ERA: 3.38 (5, 1)	0.2		4	2	0	0	0	0	0	0	0	0	0	13	19	0.00	3.000
61 Josh Fleming, L ERA: 6.35 (6, 1)	2.2		13	5	2	2	2	1	0	0	0	0	1	25	40	6.75	2.250
84 John Curtiss, R ERA: 7.71 (8, 1)	0.1		1	0	0	0	1	0	0	0	0	0	0	3	3	0.00	0.000

BOTTOM

Tampa Bay Rays @ Los Angeles Dodgers
 Globe Life Field, Arlington, TX
 Tue Oct 20 2020, 7:13 PM - 10:36 PM CDT
 Att. 11,388 - Partly Cloudy - 82 F

AB	34
R	8
H	10
RBI	8
BB	7
SO	11
LOB	19

WP: 1 PA: 41
 PB: 0
 SB: 3
 CS: 0

1B: 6 SF: 0
 2B: 2 SAC: 0
 3B: 0 DP: 1
 HR: 2 HBP: 0

PITCHER	IP	WLS	BF	H	R	ER	SO	BB	IBB	HBP	BLK	WP	HR	S	P	ERA	WHIP
---------	----	-----	----	---	---	----	----	----	-----	-----	-----	----	----	---	---	-----	------

Batter	1	2	3	4	5	6	7	8	9	AB	R	H	RBI	BB	SO	LOB	
50 Mookie Betts, R OBP: 0.413, SLG: 0.481 (1, 9)	C FF 96 B CU 78 C SL 86 1-3 K ①		B FF 97 X CH 90 1-0 G5-3 ②		S FF 95 B SL 86 C CH 89 B SL 87 B CU 80 B SL 88 4-2 5 1B BB		X FF 99 0-0 P3 ③			3	0	0	0	1	1	0	
5 Corey Seager, L OBP: 0.387, SLG: 0.774 (1, 6)	X SL 87 0-0 F9 ②		S SL 88 B SL 86 B FF 96 S SL 87 S CU 79 2-3 K ③		1 SAFE C FF 96 1 SAFE X SL 87 0-1 1B			B FF 98 S SL 88 F FF 98 F SL 88 X SL 88 1-2 HR		4	1	2	1	0	1	0	
10 Justin Turner, R OBP: 0.328, SLG: 0.353 (1, 5)	C FF 96 C FF 96 F FF 96 C SL 87 1-3 K ③			B FF 96 F FF 95 B CU 79 B FF 90 F FF 96 F FF 96 X SL 89 3-2 F8 ①	B CU 83 B FF 96 S FF 94 S FF 96 2-3 K ③			S FF 99 X FF 99 0-1 2B		4	0	1	0	0	2	2	
13 Max Muncy, L OBP: 0.435, SLG: 0.444 (1, 3)		B SL 86 C FF 96 B SL 88 B FF 95 B FF 96 4-1 35 BB BB		B FF 96 C SL 87 B SL 87 B FF 95 B FF 96 S SL 89 3-3 K ②		B FF 95 X FF 96 1-0 P5 ①		C SL 88 B SL 88 B FF 98 S SL 90 B FF 99 X SL 89 3-2 F9 ①		3	0	0	0	1	1	1	
16 Will Smith, R OBP: 0.276, SLG: 0.389 (1, 2)		B FF 96 D CH 90 C FF 96 S SL 89 C CU 80 2-3 K ①		C FF 96 C CU 79 B SL 87 F FF 96 F FF 96 B SL 88 B SL 87 S CU 79 3-3 K ③		C FF 96 B CU 83 X CU 85 1-1 HR		F FF 98 B SL 89 B SL 90 X SL 89 2-1 L5 ②		4	1	1	1	0	2	2	
35 Cody Bellinger, L OBP: 0.350, SLG: 0.549 (1, 8)		1 SAFE 1 SAFE B CU 79 B FF 96 B SL 88 B FF 96 4-0 BB		C SL 88 C FF 95 X FF 96 0-2 G5-3 ①	S CU 84 B CU 85 X FF 95 2-1 G6-3 ②			C FC 86 D CU 79 B FC 88 F SI 94 C SI 95 2-3 K ③		3	0	0	0	1	1	1	
11 AJ Pollock, R OBP: 0.256, SLG: 0.243 (1, 10)	B CH 89 F CH 90 X SL 87 1-1 P3 ②			C CU 78 B CH 89 B CU 80 F CU 80 S SL 88 2-3 K ②	B CU 85 C CU 84 C FF 95 C CU 86 S CU 84 1-3 K ③			S SI 89 S SI 93 C CU 78 0-3 K ①		2	0	0	0	0	1	2	
43 Edwin Rios, L OBP: 0.278, SLG: 0.571 (6, PH) (7, 10)										2	0	0	0	0	2	0	
14 Enrique Hernández, R OBP: 0.333, SLG: 0.524 (1, 4)	C FF 95 F CU 79 S SL 90 0-3 K ③			B CH 90 B FF 90 C CH 90 B CU 79 B FF 96 4-1 3 HR BB		X FF 99 0-0 F8 ①		F SI 94 S FC 87 X FC 87 0-2 F7 ②		1	1	0	0	1	1	2	
31 Joc Pederson, L OBP: 0.357, SLG: 0.444 (7, PH) (8, 7)										1	0	0	0	0	0	0	
15 Austin Barnes, R OBP: 0.389, SLG: 0.353 (9, PH)										1	0	0	0	0	0	0	
3 Chris Taylor, R OBP: 0.319, SLG: 0.381 (1, 7) (8, 4)			B CU 77 F CH 90 B FF 96 S SL 87 S FF 96 2-3 K ①		C FF 95 B CH 90 B SL 90 X CU 78 2-1 1-H HR		F FF 99 B FF 99 F SL 89 S FF 100 1-3 K ②		C SL 88 C SI 98 S SL 90 0-3 K ③		4	1	1	2	0	3	0

Inning Stats	R: 0	H: 0	E: 0	LOB: 0	K: 2	S: 8	P: 10	R: 0	H: 0	E: 0	LOB: 2	K: 2	S: 9	P: 20	R: 0	H: 0	E: 0	LOB: 0	K: 2	S: 7	P: 12	R: 0	H: 0	E: 0	LOB: 0	K: 2	S: 12	R: 2	H: 2	E: 0	LOB: 2	K: 2	S: 16	P: 30	R: 1	H: 1	E: 0	LOB: 0	K: 1	S: 9	R: 0	H: 0	E: 0	LOB: 0	K: 1	S: 5	R: 1	H: 2	E: 0	LOB: 1	K: 1	S: 14	R: 0	H: 0	E: 0	LOB: 0	K: 2	S: 9	R: 0	H: 0	E: 0	LOB: 0	K: 2	S: 9	1B: 1	SF: 0	2B: 1	SAC: 0	3B: 0	DP: 0	HR: 3	HBP: 0	WP: 0	PA: 36
--------------	------	------	------	--------	------	------	-------	------	------	------	--------	------	------	-------	------	------	------	--------	------	------	-------	------	------	------	--------	------	-------	------	------	------	--------	------	-------	-------	------	------	------	--------	------	------	------	------	------	--------	------	------	------	------	------	--------	------	-------	------	------	------	--------	------	------	------	------	------	--------	------	------	-------	-------	-------	--------	-------	-------	-------	--------	-------	--------

PITCHER	IP	WLS	BF	H	R	ER	SO	BB	IBB	HBP	BLK	WP	HR	S	P	ERA	WHIP
4 Blake Snell, L ERA: 3.33 (1, 1)	4.2		20	2	2	2	9	4	0	0	0	0	1	49	88	3.86	1.286
70 Nick Anderson, R ERA: 4.85 (5, 1)	1.1	W	5	1	1	1	2	0	0	0	0	0	1	12	19	6.75	0.750
29 Pete Fairbanks, R ERA: 2.7 (7, 1)	1.2	H	7	2	1	1	1	0	0	0	0	0	1	16	23	5.40	1.200
15 Aaron Loup, L ERA: (8, 1)	1.0	H	3	0	0	0	2	0	0	0	0	0	0	9	11	0.00	0.000
63 Diego Castillo, R ERA: 1.04 (9, 1)	0.1	S	1	0	0	0	1	0	0	0	0	0	0	3	3	0.00	0.000

BOTTOM

Tampa Bay Rays @ Los Angeles Dodgers
 Globe Life Field, Arlington, TX
 Wed Oct 21 2020, 7:10 PM - 10:48 PM CDT
 Att. 11,472 - Partly Cloudy - 81 F

livebaseballscorecards.com

AB	32
R	4
H	5
RBI	4
BB	4
SO	15
LOB	10



Los Angeles Dodgers @ Tampa Bay Rays
 Globe Life Field, Arlington, TX
 Fri Oct 23 2020, 7:10 PM - 10:22 PM CDT
 Att. 11,447 - Roof Closed - 74 F

livebaseballscorecards.com

AB	36
R	6
H	10
RBI	6
BB	3
SO	10
LOB	13



WP:	0	PA:	41
PB:	0		
SB:	2		
CS:	0		

Batter	1	2	3	4	5	6	7	8	9	AB	R	H	RBI	BB	SO	LOB
50 Mookie Betts, R (1, 9) OBP: 0.412, SLG: 0.474	G6-3		K	5 1B		5 1B		G6-3		5	0	2	1	0	1	0
5 Corey Seager, L (1, 6) OBP: 0.403, SLG: 0.750	F7		10 2B 13 1B HBP	2-H 1B		G5-3		1B		3	1	1	0	1	0	1
10 Justin Turner, R (1, 5) OBP: 0.333, SLG: 0.429	HR		13 1B 2B			K		L8		5	2	2	1	0	1	3
13 Max Muncy, L (1, 3) OBP: 0.448, SLG: 0.449	1B		2B	1B		BB		K		4	0	2	2	1	1	1
16 Will Smith, R (1, 10) OBP: 0.270, SLG: 0.362	K		F8			F9		35 FC4-6 BB		4	0	0	0	1	1	4
35 Cody Bellinger, L (1, 8) OBP: 0.344, SLG: 0.527		F7		31 1B 15 SH3-4 1B		K		FC4-6		4	1	1	0	0	1	2
3 Chris Taylor, R (1, 4) OBP: 0.294, SLG: 0.348			K2-3			K		L4		4	0	0	0	0	3	2
31 Joc Pederson, L (1, 7) OBP: 0.355, SLG: 0.433								P5		3	1	1	0	0	0	0
14 Enrique Hernández, R (8, PH) OBP: 0.320, SLG: 0.500		G4-3		50 1B 15 SH3-4 1B				K		1	0	0	0	0	1	0
15 Austin Barnes, R (1, 2) OBP: 0.381, SLG: 0.500			K			SH3-4		G1-3		3	1	1	2	0	1	0

Inning Stats	R: 1	H: 2	E: 0	LOB: 1	K: 1	S: 15	P: 22	R: 0	H: 0	E: 0	LOB: 0	K: 1	BB: 0	S: 6	P: 8	R: 2	H: 2	E: 0	LOB: 1	K: 2	BB: 0	S: 17	P: 27	R: 2	H: 3	E: 0	LOB: 1	K: 1	BB: 0	S: 14	P: 21	R: 0	H: 0	E: 0	LOB: 1	K: 2	BB: 1	S: 13	P: 21	R: 1	H: 2	E: 0	LOB: 2	K: 1	BB: 1	S: 15	P: 22	R: 0	H: 0	E: 0	LOB: 1	K: 1	BB: 1	S: 10	P: 17	R: 0	H: 0	E: 0	LOB: 0	K: 1	BB: 0	S: 5	P: 6	R: 0	H: 1	E: 0	LOB: 1	K: 0	BB: 0	S: 17	P: 26
1B: 7	SF: 0	2B: 1	SAC: 1	3B: 0	DP: 0	HR: 2	HBP: 1	WP: 0	PA: 41																																																														

PITCHER	IP	WLS	BF	H	R	ER	SO	BB	IBB	HBP	BLK	WP	HR	S	P	ERA	WHIP
50 Charlie Morton, R (1, 1) ERA: 2.7	4.1	L	22	7	5	5	6	1	0	1	0	0	1	58	91	10.38	1.846
84 John Curtiss, R (5, 1) ERA: 7.27	1.2		8	2	1	1	2	1	0	0	0	0	1	22	30	5.40	1.800
71 Ryan Sherriff, L (7, 1) ERA:	1.0		4	0	0	0	1	1	0	0	0	0	0	10	17	0.00	1.000
81 Ryan Thompson, R (8, 1) ERA: 2.35	1.0		3	0	0	0	1	0	0	0	0	0	0	5	6	0.00	0.000
62 Shane McClellan, L (9, 1) ERA: 8.31	1.0		4	1	0	0	0	0	0	0	0	0	0	17	26	0.00	1.000

Batter	1	2	3	4	5	6	7	8	9	AB R H RBI BB SO LOB
17 Austin Meadows, L (1, 10) OBP: 0.174, SLG: 0.273	1-1 G3			3-2 L8		2-2 1B			0-3 K	4 0 1 0 0 1 0
8 Brandon Lowe, L (1, 4) OBP: 0.186, SLG: 0.262	2-3 K			0-3 K		2-2 K			0-2 F9	4 0 0 0 0 3 1
56 Randy Arozarena, R (1, 7) OBP: 0.425, SLG: 0.800	0-2 K			0-1 F8		2-3 K			3-2 HR	4 1 1 1 0 2 1
26 Ji Man Choi, L (1, 3) OBP: 0.391, SLG: 0.447		1-3 K		2-3 K		1-1 G4-3			1-1 L7	4 0 0 0 0 2 0
13 Manuel Margot, R (1, 9) OBP: 0.352, SLG: 0.612		0-3 K		3-2 2B		2-3 K				3 1 1 0 0 2 0
18 Joey Wendle, L (1, 5) OBP: 0.273, SLG: 0.260		0-2 F7		1-3 K		2-3 K				3 0 0 0 0 2 1
1 Willy Adames, R (1, 6) OBP: 0.344, SLG: 0.234			2-2 G5-3		0-2 2B			0-1 G1-3		3 0 1 1 0 0 0
39 Kevin Kiermaier, L (1, 8) OBP: 0.234, SLG: 0.422			4-2 BB		0-0 G3			1-1 F8		2 0 0 0 1 0 1
10 Mike Zunino, R (1, 2) OBP: 0.188, SLG: 0.435			1-1 G5-4-3		0-3 K			1-0 G4-3		2 0 0 0 0 1 1
25 Yoshi Tsutsugo, L (8, PH) OBP: 0.143, SLG: 0.143			1-2 G5-4-3							1 0 0 0 0 0 0
7 Michael Pérez, L (9, 2) OBP: 0.286, SLG: 0.714										0 0 0 0 0 0 0


Inning Stats	R: 0	H: 0	R: 0	H: 0	R: 0	H: 0	R: 1	H: 2	R: 0	H: 1	R: 0	H: 0	R: 0	H: 0	R: 1	H: 1	R: 0	H: 1	R: 1	H: 1	1B: 1	SF: 0	WP: 0	PA: 31
E: 0	LOB: 0	E: 0	LOB: 0	E: 0	LOB: 0	E: 0	LOB: 1	E: 0	LOB: 1	E: 0	LOB: 0	E: 0	LOB: 0	E: 0	LOB: 0	E: 0	LOB: 0	E: 0	LOB: 0	E: 0	LOB: 0	SAC: 0	PB: 0	
K: 2	BB: 0	K: 2	BB: 0	K: 0	BB: 1	K: 1	BB: 0	K: 2	BB: 0	K: 3	BB: 0	K: 2	BB: 0	K: 0	BB: 0	K: 1	BB: 0	K: 1	BB: 0	K: 1	BB: 0	DP: 1	SB: 0	
S: 8	P: 11	S: 10	P: 11	S: 9	P: 16	S: 10	P: 13	S: 17	P: 23	S: 13	P: 19	S: 9	P: 14	S: 5	P: 7	S: 11	P: 15	S: 11	P: 15	S: 11	P: 15	HR: 1	CS: 0	

PITCHER	IP	WLS	BF	H	R	ER	SO	BB	IBB	HBP	BLK	WP	HR	S	P	ERA	WHIP
21 Walker Buehler, R (1, 1) ERA: 1.8	6.0	W	21	3	1	1	10	1	0	0	0	0	0	67	93	1.50	0.667
49 Blake Treinen, R (7, 1) ERA: 3.72	1.0		3	0	0	0	2	0	0	0	0	0	0	9	14	0.00	0.000
48 Brusdar Graterol, R (8, 1) ERA: 4.05	1.0		3	0	0	0	0	0	0	0	0	0	0	5	7	0.00	0.000
74 Kenley Jansen, R (9, 1) ERA: 4.26	1.0		4	1	1	1	1	0	0	0	0	0	1	11	15	9.00	1.000

Los Angeles Dodgers @ Tampa Bay Rays
 Globe Life Field, Arlington, TX
 Fri Oct 23 2020, 7:10 PM - 10:22 PM CDT
 Att: 11,447 - Roof Closed - 74 F

livebaseballscorecards.com

AB 30
R 2
H 4
RBI 2
BB 1
SO 13
LOB 5



Batter	1	2	3	4	5	6	7	8	9	AB	R	H	RBI	BB	SO	LOB
2 Yandy Diaz, R OBP: 0.372, SLG: 0.156 (1, 3) (7, 5) 18 Joey Wendle, L OBP: 0.268, SLG: 0.255 (7, PR) (8, 5)										3	0	0	0	1	2	1
56 Randy Arozarena, R OBP: 0.449, SLG: 0.841 (1, 10)										1	0	0	0	0	0	1
43 Mike Brosseau, R OBP: 0.320, SLG: 0.391 26 Ji Man Choi, L OBP: 0.417, SLG: 0.447 (6, PH) (7, 3) 14 Brett Phillips, L OBP: 0.333, SLG: 0.333 (8, PR) (9, 9)										4	3	3	1	1	0	1
13 Manuel Margot, R OBP: 0.339, SLG: 0.588 17 Austin Meadows, L OBP: 0.167, SLG: 0.261 (1, 7) (6, PH) (7, 7)										2	0	1	0	0	1	1
8 Brandon Lowe, L OBP: 0.189, SLG: 0.304 (1, 4)										0	1	0	0	2	0	0
1 Willy Adames, R OBP: 0.338, SLG: 0.235 (1, 6)										1	0	1	1	0	0	0
11 Hunter Renfro, R OBP: 0.190, SLG: 0.524 (1, 9) (9, 3)										4	1	1	3	0	2	2
10 Mike Zunino, R OBP: 0.196, SLG: 0.417 25 Yoshi Tsutsugo, L OBP: 0.133, SLG: 0.133 (9, PH)										4	0	1	0	0	0	1
39 Kevin Kiermaier, L OBP: 0.255, SLG: 0.490 (1, 8)										4	1	1	1	0	1	2

Inning Stats	R: 0	H: 1	E: 0	LOB: 0	K: 2	S: 14	R: 0	H: 0	E: 0	LOB: 0	K: 1	S: 9	R: 0	H: 0	E: 0	LOB: 1	K: 2	S: 12	R: 1	H: 2	E: 0	LOB: 1	K: 2	S: 11	R: 1	H: 1	E: 0	LOB: 0	K: 2	S: 11	R: 3	H: 2	E: 0	LOB: 0	K: 2	S: 16	R: 1	H: 1	E: 0	LOB: 1	K: 1	S: 8	R: 0	H: 1	E: 0	LOB: 2	K: 1	S: 8	R: 2	H: 2	E: 1	LOB: 1	K: 1	S: 12	1B: 6	2B: 0	3B: 0	HR: 4	SF: 0	SAC: 0	DP: 1	HBP: 0	WP: 1	PA: 40
PITCHER	IP	WLS	BF	H	R	ER	SO	BB	IBB	HBP	BLK	WP	HR	S	P	ERA	WHIP																																															
7 Julio Urias, L ERA: 1.31 (1, 1)	4.2		18	4	2	2	9	1	0	0	0	1	2	56	80	3.86	1.071																																															
49 Blake Treinen, R ERA: 5.23 (5, 1)	0.2		4	1	2	2	1	1	0	0	0	0	0	10	16	27.00	3.000																																															
52 Pedro Báez, R ERA: 3.86 (6, 1)	1.2	B	7	2	2	2	2	1	0	0	0	0	2	15	26	10.80	1.800																																															
56 Adam Kolarek, L ERA: 13.5 (8, 1)	0.2	H	3	0	0	0	1	1	0	0	0	0	0	5	9	0.00	1.500																																															
48 Brusdar Graterol, R ERA: 3.86 (8, 1)	0.1	H	2	1	0	0	0	0	0	0	0	0	0	3	7	0.00	3.000																																															

Los Angeles Dodgers @ Tampa Bay Rays
 Globe Life Field, Arlington, TX
 Sat Oct 24 2020, 7:11 PM - 11:19 PM CDT
 Att: 11,441 - Cloudy - 57 F

AB	34
R	8
H	10
RBI	7
BB	5
SO	14
LOB	14

Batter	1	2	3	4	5	6	7	8	9	AB	R	H	RBI	BB	SO	LOB	
2 Yandy Diaz, R (1, 3) OBP: 0.391, SLG: 0.257 26 Ji Man Choi, L (8, PH) OBP: 0.417, SLG: 0.447 43 Mike Brosseau, R (8, PH) OBP: 0.346, SLG: 0.391 (9, 3)	1-2 56 G6-4-3 1B		1-1 56 1B 3B		3-2 G6-3			4-2 BB		3	1	2	1	0	0	0	
56 Randy Arozarena, R (1, 10) OBP: 0.439, SLG: 0.808	3-2 G6-4-3 1-2f		1-2 8 K2-4 1B			0-0 G5-3		0-0 F8		4	0	1	1	0	0	3	
8 Brandon Lowe, L (1, 4) OBP: 0.179, SLG: 0.288	0-0 P2		2-3 K2-4 1-2			0-0 P3		0-1 L8		4	0	0	0	0	1	3	
13 Manuel Margot, R (1, 7) OBP: 0.367, SLG: 0.593		0-0 11 G1-3 1B		4-2 11 E 39 CS BB		2-2 K		1-0 1B		3	0	2	0	1	1	0	
11 Hunter Renfro, R (1, 9) OBP: 0.217, SLG: 0.500 17 Austin Meadows, L (7, PH) OBP: 0.160, SLG: 0.250 (8, 9)		2-0 G1-3		4-2 BB		2-3 K		1-3 K		1	0	0	0	1	0	1	
18 Joey Wendle, L (1, 5) OBP: 0.250, SLG: 0.236		2-3 K		1-0 P6		2-2 L7		0-1 F8		4	0	0	0	0	1	4	
1 Willy Adames, R (1, 6) OBP: 0.319, SLG: 0.218		0-1 G5-3		0-3 K		1-2 F9		1-3 K		4	0	0	0	0	2	4	
39 Kevin Kiermaier, L (1, 8) OBP: 0.278, SLG: 0.500			1-2 2 3B 1B		0-1 CS		1-3 K		0-0 43 WP 1B		3	1	2	0	0	1	0
10 Mike Zunino, R (1, 2) OBP: 0.189, SLG: 0.400 25 Yoshi Tsutsugo, L (8, PH) OBP: 0.125, SLG: 0.125 7 Michael Pérez, L (9, 2) OBP: 0.286, SLG: 0.714			2-3 K		1-2 K		1-0 F7		1-0 F7		2	0	0	0	0	2	1
										1	0	0	0	0	0	1	
										0	0	0	0	0	0	0	

Inning Stats	R: 0	H: 1	E: 0	LOB: 0	K: 0	BB: 0	S: 10	R: 0	H: 1	E: 0	LOB: 1	K: 1	BB: 0	S: 8	R: 2	H: 3	E: 0	LOB: 1	K: 2	BB: 0	S: 17	R: 0	H: 0	E: 0	LOB: 1	K: 1	BB: 2	S: 10	R: 0	H: 0	E: 0	LOB: 0	K: 2	BB: 0	S: 9	R: 0	H: 0	E: 0	LOB: 0	K: 1	BB: 0	S: 7	R: 0	H: 0	E: 0	LOB: 0	K: 1	BB: 0	S: 15	R: 0	H: 1	E: 0	LOB: 2	K: 0	BB: 1	S: 10	R: 0	H: 1	E: 0	LOB: 1	K: 2	BB: 0	S: 9	R: 0	H: 1	E: 0	LOB: 1	K: 2	BB: 0	S: 9	1B: 6	SF: 0	2B: 0	SAC: 0	3B: 1	DP: 1	HR: 0	HBP: 0
--------------	------	------	------	--------	------	-------	-------	------	------	------	--------	------	-------	------	------	------	------	--------	------	-------	-------	------	------	------	--------	------	-------	-------	------	------	------	--------	------	-------	------	------	------	------	--------	------	-------	------	------	------	------	--------	------	-------	-------	------	------	------	--------	------	-------	-------	------	------	------	--------	------	-------	------	------	------	------	--------	------	-------	------	-------	-------	-------	--------	-------	-------	-------	--------

PITCHER	IP	WLS	BF	H	R	ER	SO	BB	IBB	HBP	BLK	WP	HR	S	P	ERA	WHIP
22 Clayton Kershaw, L (1, 1) ERA: 2.93	5.2	W	21	5	2	2	6	2	0	0	0	0	0	56	85	3.18	1.235
85 Dustin May, R (6, 1) ERA: 4.22	1.2	H	6	1	0	0	2	0	0	0	0	0	0	22	30	0.00	0.600
81 Victor González, L (8, 1) ERA: 3.38	0.2	H	3	0	0	0	0	1	0	0	0	1	0	8	12	0.00	1.500
49 Blake Treinen, R (9, 1) ERA: 4.76	1.0	S	4	1	0	0	2	0	0	0	0	0	0	9	12	0.00	1.000

Los Angeles Dodgers @ Tampa Bay Rays
 Globe Life Field, Arlington, TX
 Sun Oct 25 2020, 7:11 PM - 10:38 PM CDT
 Att: 11,437 - Roof Closed - 74 F

AB	31
R	2
H	7
RBI	2
BB	3
SO	10
LOB	18

PITCHER	IP	WLS	BF	H	R	ER	SO	BB	IBB	HBP	BLK	WP	HR	S	P	ERA	WHIP
22 Clayton Kershaw, L (1, 1) ERA: 2.93	5.2	W	21	5	2	2	6	2	0	0	0	0	0	56	85	3.18	1.235
85 Dustin May, R (6, 1) ERA: 4.22	1.2	H	6	1	0	0	2	0	0	0	0	0	0	22	30	0.00	0.600
81 Victor González, L (8, 1) ERA: 3.38	0.2	H	3	0	0	0	0	1	0	0	0	1	0	8	12	0.00	1.500
49 Blake Treinen, R (9, 1) ERA: 4.76	1.0	S	4	1	0	0	2	0	0	0	0	0	0	9	12	0.00	1.000

Batter	1	2	3	4	5	6	7	8	9	AB	R	H	RBI	BB	SO	LOB	TOP					
26 Ji Man Choi, L (1, 3) OBP: 0.412, SLG: 0.425 2 Yandy Diaz, R (7, PH) OBP: 0.383, SLG: 0.250 (7, 3)	 0-3 K	 4-2 BB			 0-0 P5		 1-3 K			2	0	0	0	1	1	0						
66 Randy Arozarena, R (1, 7) OBP: 0.442, SLG: 0.831	 0-1 HR	 0-2 K			 2-2 1B		 2-1 L8			4	1	2	1	0	1	2						
17 Austin Meadows, L (1, 10) OBP: 0.170, SLG: 0.255 11 Hunter Renfro, R (8, PH) OBP: 0.208, SLG: 0.478 (8, 10)	 0-1 1B		 1-3 K		 0-0 G4-3		 0-0 G5-3			3	0	1	0	0	1	1						
8 Brandon Lowe, L (1, 4) OBP: 0.183, SLG: 0.276	 4-2 1-2 BB		 1-0 G1-3		 2-3 K		 1-3 K			3	0	0	0	1	2	0						
13 Manuel Margot, R (1, 9) OBP: 0.344, SLG: 0.552	 2-2 F9		 2-1 L8		 2-3 K		 2-3 K		 1-2 F9	4	0	0	0	0	1	2						
18 Joey Wendle, L (1, 5) OBP: 0.238, SLG: 0.224 43 Mike Brosseau, R (9, PH) OBP: 0.333, SLG: 0.375	 1-2 K		 0-1 L5		 2-3 K		 3-3 K		 3-3 K	3	0	0	0	0	2	2						
1 Willy Adames, R (1, 6) OBP: 0.301, SLG: 0.203		 2-3 K		 0-3 K		 2-0 G3		 0-3 K		4	0	0	0	0	3	0						
39 Kevin Kiermaier, L (1, 8) OBP: 0.281, SLG: 0.509		 2-1 2B		 0-3 K		 0-0 L7		 0-3 K		3	0	1	0	0	1	0						
10 Mike Zunino, R (1, 2) OBP: 0.196, SLG: 0.396 14 Brett Phillips, L (7, PR) OBP: 0.333, SLG: 0.333 7 Michael Pérez, L (7, 2) OBP: 0.286, SLG: 0.714		 3-3 K		 1-3 K		 1-2 1B		 0-3 K		3	0	1	0	0	2	1						
										0	0	0	0	0	0	0						
										0	0	0	0	0	0	0						
Inning Stats	R: 1 E: 0 K: 2 S: 18	H: 2 LOB: 2 BB: 1 P: 25	R: 0 E: 0 K: 3 S: 15	H: 1 LOB: 2 BB: 1 P: 26	R: 0 E: 0 K: 1 S: 6	H: 0 LOB: 0 BB: 0 P: 10	R: 0 E: 0 K: 2 S: 10	H: 0 LOB: 0 BB: 0 P: 10	R: 0 E: 0 K: 1 S: 8	H: 1 LOB: 1 BB: 0 P: 11	R: 0 E: 0 K: 3 S: 11	H: 0 LOB: 0 BB: 0 P: 17	R: 0 E: 0 K: 1 S: 8	H: 1 LOB: 1 BB: 0 P: 12	R: 0 E: 0 K: 1 S: 7	H: 0 LOB: 0 BB: 0 P: 10	R: 0 E: 0 K: 2 S: 9	H: 0 LOB: 0 BB: 0 P: 13	1B: 3 2B: 1 3B: 0 HR: 1	SF: 0 SAC: 0 DP: 0 HBP: 0	WP: 0 PB: 0 SB: 0 CS: 0	PA: 34
PITCHER	IP	WLS	BF	H	R	ER	SO	BB	IBB	HBP	BLK	WP	HR	S	P	ERA	WHIP					
46 Tony Gonsolin, R (1, 1) ERA: 8.68	1.2		10	3	1	1	4	2	0	0	0	0	1	30	48	5.40	3.000					
51 Dylan Floro, R (2, 1) ERA: 5.06	0.1		1	0	0	0	1	0	0	0	0	0	0	3	3	0.00	0.000					
57 Alex Wood, L (3, 1) ERA: 1.35	2.0		6	0	0	0	3	0	0	0	0	0	0	16	20	0.00	0.000					
52 Pedro Báez, R (5, 1) ERA: 3.52	0.2		3	1	0	0	1	0	0	0	0	0	0	7	10	0.00	1.500					
81 Victor González, L (5, 1) ERA: 2.7	1.1	W	4	0	0	0	3	0	0	0	0	0	0	12	18	0.00	0.000					
PITCHER	IP	WLS	BF	H	R	ER	SO	BB	IBB	HBP	BLK	WP	HR	S	P	ERA	WHIP					
48 Brusdar Graterol, R (7, 1) ERA: 3.52	0.2	H	3	1	0	0	0	0	0	0	0	0	0	5	8	0.00	1.500					
7 Julio Urias, L (7, 1) ERA: 1.17	2.1	S	7	0	0	0	4	0	0	0	0	0	0	19	27	0.00	0.000					

Tampa Bay Rays @ Los Angeles Dodgers
 Globe Life Field, Arlington, TX
 Tue Oct 27 2020, 7:10 PM - 10:37 PM CDT
 Att. 11,437 - Roof Closed - 74 F

AB	32
R	1
H	5
RBI	1
BB	2
SO	16
LOB	9



