

Tampa Bay Rays - 2021

| Batter | 1 | 2 | 3 | 4 | 5 | 6 | 7 | 8 | 9 | AB | R | H | RBI | BB | SO | LOB | TOP | | | | |
|---|------------------------------|---------------------------------|------------------------------|----------------------------------|------------------------------|---------------------------------|------------------------------|---------------------------------|------------------------------|----------------------------------|------------------------------|---------------------------------|-----|----|----|-------|---|----------------|--|--|--|
| 2 Luis Arraez, L (1,4) OBP: 0.667, SLG: 0.500 89 Drew Maggi, R (5, PR) OBP: 0.667, SLG: 0.500 (5,4) | L8 | | | | | 27 1B 60 2B | | | | 2 | 0 | 1 | 1 | 1 | 0 | 0 | Minnesota Twins @ Tampa Bay Rays Charlotte Sports Park, Port Charlotte, FL Mon Mar 01 2021, 1:07 PM - 3:30 PM EST Att. 1,127 - Partly Cloudy - 84 F | | | | |
| 27 Ryan Jeffers, R (1,2) OBP: 0.333, SLG: 0.333 73 David Bañuelos, R (5,2) | F9 | P3 | | | 60 2B 50 SF9 | HBP | | | | 3 | 1 | 1 | 0 | 0 | 0 | 3 | | | | | |
| 60 Jake Cave, L (1,8) OBP: 0.667, SLG: 1.000 79 Gilberto Celestino, R (5, PR) OBP: 0.500, SLG: 0.500 (5,8) | K | | | 24 G6-3 HBP | 50 SF9 30 HR | P6 | | | | 2 | 0 | 1 | 1 | 0 | 1 | 0 | | | | | |
| 50 Brent Rooker, R (1,7) OBP: 0.333, SLG: 2.000 | | HR | P3 | | SF9 | | | | | 2 | 1 | 1 | 2 | 0 | 0 | 1 | | | | | |
| 24 Trevor Larnach, L (1,9) 16 Keon Broxton, R (6,9) | K | K | G6-3 | | G3 | | | | | 3 | 0 | 0 | 0 | 0 | 1 | 4 | | | | | |
| 30 Kyle Garlick, R (1,10) OBP: 0.250, SLG: 1.333 | K | | | | P5 | HR | | | | 3 | 1 | 1 | 2 | 0 | 1 | 0 | | | | | |
| 74 Travis Blankenhorn, L (1,3) 96 Aaron Sabato, R (6,3) | | 37 BB 2 BB 12 1B | | | K | | | | | 1 | 1 | 0 | 0 | 2 | 1 | 0 | | | | | |
| 12 Andrew Romine, S (1,6) 1 Nick Gordon, L (6,6) | | 2 BB 37 BB | | | WP | F7 | | | | 3 | 0 | 2 | 0 | 0 | 0 | 2 | | | | | |
| 37 Tzu-Wei Lin, L (1,5) 90 Caleb Hamilton, R (6,5) | | 2 BB | | | G6-3 | | | | | 2 | 0 | 0 | 0 | 1 | 1 | 1 | | | | | |
| | | 2 BB | | | G6-3 | | | | | 0 | 0 | 0 | 0 | 0 | 0 | 0 | | | | | |
| Inning Stats | R: 0 E: 0 K: 1 S: 6 | H: 0 LOB: 0 BB: 0 P: 6 | R: 2 E: 0 K: 2 S: 9 | H: 2 LOB: 3 BB: 3 P: 21 | R: 0 E: 0 K: 0 S: 2 | H: 0 LOB: 0 BB: 0 P: 3 | R: 0 E: 0 K: 1 S: 6 | H: 1 LOB: 1 BB: 0 P: 7 | R: 4 E: 0 K: 0 S: 7 | H: 4 LOB: 2 BB: 1 P: 13 | R: 0 E: 0 K: 2 S: 7 | H: 0 LOB: 1 BB: 0 P: 8 | | | | | | | | | |
| PITCHER | IP | WLS | BF | H | R | ER | SO | BB | IBB | HBP | BLK | WP | HR | S | P | ERA | WHIP | PITCHER | | | |
| 20 Tyler Glasnow, R (1,1) ERA: 10.8 | 1.2 | | 10 | 2 | 2 | 2 | 3 | 3 | 0 | 0 | 0 | 0 | 1 | 14 | 26 | 10.80 | 3.000 | | | | |
| 75 Dietrich Enns, L (2,1) ERA: | 1.1 | | 4 | 0 | 0 | 0 | 0 | 0 | 0 | 1 | 0 | 0 | 0 | 3 | 4 | 0.00 | 0.000 | | | | |
| 34 Trevor Richards, R (4,1) ERA: 18.0 | 1.0 | H | 6 | 3 | 2 | 2 | 1 | 0 | 0 | 0 | 0 | 1 | 0 | 8 | 9 | 18.00 | 3.000 | | | | |
| 82 Tyler Zombro, R (5,1) ERA: 18.0 | 1.0 | L | 6 | 2 | 2 | 2 | 0 | 1 | 0 | 0 | 0 | 0 | 1 | 5 | 11 | 18.00 | 3.000 | | | | |
| 46 Brian Moran, L (6,1) ERA: | 1.0 | | 4 | 0 | 0 | 0 | 2 | 0 | 0 | 1 | 0 | 0 | 0 | 7 | 8 | 0.00 | 0.000 | | | | |

AB 23
R 6
H 7
RBI 6
BB 4
SO 6
LOB 13



WP: 1 PA: 30
PB: 0
SB: 0
CS: 0

| Batter | 1 | 2 | 3 | 4 | 5 | 6 | 7 | 8 | 9 | AB | R | H | RBI | BB | SO | LOB | BOTTOM | | | | |
|--|------------------------------|----------------------------------|------------------------------|---------------------------------|------------------------------|----------------------------------|------------------------------|----------------------------------|-------------------------------|----------------------------------|------------------------------|---------------------------------|-----|----|----|-------|---|----------------|--|--|--|
| 17 Austin Meadows, L (1,7) OBP: 0.750, SLG: 2.000 94 Nathan Lukes, L (4, PH) OBP: 0.500, SLG: 0.500 (5,7) | 18 HBP BB | | 10 WP 90 1B | K | | 1B | | | | 0 | 1 | 0 | 0 | 2 | 0 | 0 | Minnesota Twins @ Tampa Bay Rays Charlotte Sports Park, Port Charlotte, FL Mon Mar 01 2021, 1:07 PM - 3:30 PM EST Att. 1,127 - Partly Cloudy - 84 F | | | | |
| 25 Yoshi Tsutsugo, L (1,10) 97 Chris Betts, L (6, PH) | K | | P4 | 74 2B BB | | F9 | | | | 2 | 0 | 0 | 0 | 1 | 1 | 3 | | | | | |
| 10 Mike Zunino, R (1,2) 74 Brett Sullivan, L (4, PH) OBP: 0.500, SLG: 1.000 (5,2) | F8 | | 90 1B 2 2B | 1-3 2H 2H 3H | 2B | F9 | | | | 1 | 1 | 0 | 0 | 1 | 0 | 1 | | | | | |
| 18 Joey Wendle, L (1,4) 90 Xavier Edwards, S (1, PR) OBP: 0.500, SLG: 0.500 (2,4) | HBP | | 2 2B 35 | F7 | | | | | | 0 | 0 | 0 | 0 | 0 | 0 | 0 | | | | | |
| 2 Yandy Diaz, R (1,3) 76 Dalton Kelly, L (5,3) | G5-3 | | 1-3 2H 2H | 2B | K2-3 | | | | | 2 | 0 | 1 | 1 | 0 | 0 | 2 | | | | | |
| 35 Brett Phillips, L (1,8) 92 Garrett Whitley, R (5,8) | P1 | | FC1-2-6-2-6 | | K | | | | | 2 | 0 | 0 | 0 | 0 | 0 | 2 | | | | | |
| 43 Mike Brosseau, R (1,5) 65 Esteban Quiroz, L (5,5) | G1-3 | | 1-3 2H 3H | L6 | E3 | | | | | 2 | 0 | 0 | 0 | 0 | 0 | 0 | | | | | |
| 54 Taylor Walls, S (1,6) 91 Greg Jones, S (5,6) | K | | 1-3 2H 3H | 53 1B 74 2B | K | | | | | 1 | 1 | 0 | 0 | 1 | 1 | 0 | | | | | |
| 53 Josh Lowe, L (1,9) 78 Miles Mastrobuoni, L (5,9) | | | 10 WP 90 1B | 25 BB 74 2B | G4-3 | | | | | 1 | 2 | 1 | 0 | 1 | 0 | 0 | | | | | |
| | | | 10 WP 90 1B | 25 BB 74 2B | G4-3 | | | | | 1 | 0 | 0 | 0 | 0 | 0 | 0 | | | | | |
| Inning Stats | R: 0 E: 0 K: 1 S: 5 | H: 0 LOB: 2 BB: 1 P: 10 | R: 0 E: 0 K: 1 S: 5 | H: 0 LOB: 0 BB: 0 P: 5 | R: 3 E: 0 K: 0 S: 4 | H: 2 LOB: 1 BB: 3 P: 16 | R: 2 E: 0 K: 1 S: 7 | H: 2 LOB: 2 BB: 2 P: 15 | R: 0 E: 1 K: 3 S: 10 | H: 0 LOB: 1 BB: 0 P: 10 | R: 0 E: 0 K: 0 S: 4 | H: 1 LOB: 1 BB: 0 P: 4 | | | | | | | | | |
| PITCHER | IP | WLS | BF | H | R | ER | SO | BB | IBB | HBP | BLK | WP | HR | S | P | ERA | WHIP | PITCHER | | | |
| 43 Lewis Thorpe, L (1,1) ERA: | 2.0 | | 8 | 1 | 0 | 1 | 0 | 1 | 0 | 0 | 0 | 1 | 0 | 3 | 15 | 81.00 | 15.000 | | | | |
| 49 Juan Minaya, R (3,1) ERA: 18.0 | 0.1 | B | 6 | 2 | 3 | 3 | 0 | 0 | 0 | 0 | 0 | 0 | 0 | 1 | 1 | 0.00 | 0.000 | | | | |
| 95 Andrew Vasquez, L (3,1) ERA: | 0.2 | | 1 | 0 | 0 | 0 | 0 | 0 | 0 | 0 | 0 | 0 | 0 | 1 | 1 | 0.00 | 0.000 | | | | |
| 41 Shaun Anderson, R (4,1) ERA: 18.0 | 1.0 | W | 7 | 2 | 2 | 2 | 1 | 2 | 0 | 0 | 0 | 0 | 0 | 7 | 15 | 18.00 | 4.000 | | | | |
| 51 Luke Farrell, R (5,1) ERA: | 1.0 | H | 4 | 0 | 0 | 0 | 3 | 0 | 0 | 0 | 0 | 0 | 0 | 10 | 10 | 0.00 | 0.000 | | | | |

AB 23
R 5
H 5
RBI 5
BB 6
SO 6
LOB 15



WP: 1 PA: 30
PB: 0
SB: 1
CS: 0

| Batter | 1 | 2 | 3 | 4 | 5 | 6 | 7 | 8 | 9 | AB | R | H | RBI | BB | SO | LOB | TOP | | | | | | |
|--|------------------------------|---------------------------------|------------------------------|---------------------------------|------------------------------|---------------------------------|------------------------------|---------------------------------|------------------------------|---------------------------------|------------------------------|----------------------------------|------------------------------|---------------------------------|------------------------------|---------------------------------|--------------------------------|----------------------------------|----------------------------------|------------------------------------|----------------------------------|--------|-------|
| 1 Willy Adames, R (1,6) OBP: 0.750, SLG: 1.000 7 Vidal Bruján, S (6,PH) OBP: 0.750, SLG: 0.667 (6,6) | | | | | | | | | | 2 | 0 | 1 | 0 | 0 | 0 | 0 | 1 1 1 1 1 0 0 | | | | | | |
| 28 Francisco Mejía, S (1,2) OBP: 0.500, SLG: 1.000 64 Joseph Odum, R (6,PH) OBP: 0.500, SLG: 0.500 (6,2) | | | | | | | | | | 2 | 0 | 1 | 0 | 0 | 0 | 1 | 2 0 1 0 0 0 1 2 0 1 1 0 1 1 | | | | | | |
| 56 Randy Arozarena, R (1,7) OBP: 0.250, SLG: 0.250 94 Nathan Lukes, L (6,PH) OBP: 0.250, SLG: 0.250 (6,7) | | | | | | | | | | 2 | 0 | 0 | 0 | 0 | 1 | 1 | 2 0 0 0 0 1 1 2 0 0 0 0 1 2 | | | | | | |
| 5 Wander Franco, S (1,10) 88 Blake Hunt, R (9,PH) | | | | | | | | | | | 3 | 0 | 0 | 0 | 0 | 1 | 1 | 3 0 0 0 0 1 1 1 0 0 0 0 1 0 | | | | | |
| 13 Manuel Margot, R (1,9) OBP: 0.250, SLG: 0.500 93 Moisés Gómez, R (6,9) | | | | | | | | | | | 2 | 0 | 0 | 0 | 0 | 1 | 0 | 2 0 0 0 0 1 0 2 0 0 0 0 2 0 | | | | | |
| 35 Brett Phillips, L (1,8) 87 Ryan Boldt, L (6,8) | | | | | | | | | | | 2 | 0 | 0 | 0 | 0 | 1 | 0 | 2 0 0 0 0 1 0 2 0 0 0 0 2 0 | | | | | |
| 54 Taylor Walls, S (1,4) 90 Xavier Edwards, S (6,4) OBP: 0.667, SLG: 1.000 | | | | | | | | | | 2 | 0 | 0 | 0 | 0 | 0 | 0 | 1 | 2 0 0 0 0 0 0 1 1 1 1 0 0 0 0 | | | | | |
| 37 Kevin Padlo, R (1,5) OBP: 0.500, SLG: 1.500 65 Esteban Quiroz, L (6,5) | | | | | | | | | | 2 | 1 | 1 | 1 | 0 | 0 | 0 | 0 | 2 1 1 1 0 0 0 1 0 0 0 0 0 1 | | | | | |
| 76 Dalton Kelly, L (1,3) 78 Miles Mastrobuoni, L (6,3) | | | | | | | | | | 2 | 0 | 0 | 0 | 0 | 1 | 0 | 1 | 2 0 0 0 0 1 0 1 0 0 0 0 0 1 | | | | | |
| Inning Stats | R: 0 E: 0 K: 0 S: 4 | H: 1 LOB: 0 BB: 0 P: 4 | R: 0 E: 0 K: 0 S: 3 | H: 0 LOB: 0 BB: 0 P: 3 | R: 0 E: 0 K: 1 S: 5 | H: 0 LOB: 0 BB: 0 P: 5 | R: 0 E: 0 K: 1 S: 6 | H: 1 LOB: 1 BB: 0 P: 6 | R: 0 E: 0 K: 2 S: 7 | H: 0 LOB: 0 BB: 0 P: 7 | R: 1 E: 0 K: 1 S: 8 | H: 1 LOB: 1 BB: 1 P: 13 | R: 0 E: 0 K: 3 S: 9 | H: 0 LOB: 0 BB: 0 P: 9 | R: 2 E: 0 K: 1 S: 8 | H: 3 LOB: 1 BB: 0 P: 8 | R: 0 E: 0 K: 3 S: 9 | H: 0 LOB: 0 BB: 0 P: 9 | 1B: 3 2B: 2 3B: 0 HR: 1 | SF: 0 SAC: 0 DP: 1 HBP: 0 | WP: 0 PB: 0 SB: 0 CS: 0 | PA: 33 | |
| PITCHER | IP | WLS | BF | H | R | ER | SO | BB | IBB | HBP | BLK | WP | HR | S | P | ERA | WHIP | | | | | ERA | WHIP |
| 54 Martín Pérez, L (1,1) ERA: 2.0 | 2.0 | W | 6 | 1 | 0 | 0 | 2 | 0 | 0 | 0 | 0 | 0 | 0 | 7 | 7 | 0.00 | 0.500 | | | | | 9.00 | 1.500 |
| 72 Garrett Whitlock, R (3,1) ERA: 1.0 | 1.0 | H | 7 | 1 | 0 | 0 | 2 | 0 | 0 | 0 | 0 | 0 | 0 | 7 | 7 | 0.00 | 0.000 | | | | | | |
| 30 Joel Payamps, R (5,1) ERA: 1.0 | 1.0 | | 5 | 1 | 1 | 1 | 1 | 1 | 0 | 0 | 1 | 0 | 1 | 8 | 13 | 9.00 | 2.000 | | | | | | |
| 83 Josh Winkowski, R (6,1) ERA: 9.0 | 1.0 | | 3 | 0 | 0 | 0 | 3 | 0 | 0 | 0 | 0 | 0 | 0 | 9 | 9 | 0.00 | 0.000 | | | | | | |
| 91 Andrew Politi, R (7,1) ERA: 9.0 | 1.0 | | 3 | 0 | 0 | 0 | 3 | 0 | 0 | 0 | 0 | 0 | 0 | 9 | 9 | 0.00 | 0.000 | | | | | | |

Tampa Bay Rays @ Boston Red Sox
JetBlue Park, Ft. Myers, FL
Tue Mar 02 2021, 1:12 PM - 4:04 PM EST
Att: 1,860 - Partly Cloudy - 82 F

AB 32
R 3
H 6
RBI 3
BB 1
SO 12
LOB 8



| Batter | 1 | 2 | 3 | 4 | 5 | 6 | 7 | 8 | 9 | AB | R | H | RBI | BB | SO | LOB | BOTTOM | | | | | | |
|--|------------------------------|----------------------------------|------------------------------|---------------------------------|------------------------------|----------------------------------|------------------------------|---------------------------------|------------------------------|---------------------------------|------------------------------|---------------------------------|------------------------------|---------------------------------|------------------------------|---------------------------------|----------------------------------|------------------------------------|----------------------------------|--------|--|-----|------|
| 5 Enrique Hernández, R (1,6) OBP: 0.650, SLG: 1.667 76 Josh Ockimey, L (4,3) | | | | | | | | | | 1 | 1 | 1 | 1 | 2 | 0 | 0 | 1 1 1 1 2 0 0 2 0 0 0 0 0 0 | | | | | | |
| 93 Jaren Duran, L (1,8) OBP: 0.429, SLG: 0.833 80 Nick Yorke, R (7,4) OBP: 1.000, SLG: 1.000 | | | | | | | | | | 3 | 1 | 1 | 1 | 1 | 0 | 1 | 3 1 1 1 1 0 1 0 0 0 0 1 0 0 | | | | | | |
| 28 J.D. Martínez, R (1,10) OBP: 0.400, SLG: 0.400 96 Austin Rei, R (6,PH) OBP: 0.500, SLG: 1.500 (7,10) | | | | | | | | | | 3 | 1 | 2 | 0 | 0 | 1 | 1 | 3 1 2 0 0 1 1 2 1 1 0 0 0 1 | | | | | | |
| 11 Rafael Devers, L (1,5) OBP: 0.200, SLG: 0.800 66 Jeisson Rosario, L (6,7) | | | | | | | | | | 3 | 1 | 1 | 2 | 0 | 0 | 2 | 3 1 1 2 0 0 2 1 0 0 1 0 0 0 | | | | | | |
| 10 Hunter Renfroe, R (1,9) OBP: 0.400, SLG: 0.250 75 César Puello, R (5,9) | | | | | | | | | | 2 | 1 | 1 | 0 | 1 | 0 | 1 | 2 1 1 0 1 0 1 1 0 0 0 0 0 0 | | | | | | |
| 23 Michael Chavis, R (1,3) OBP: 0.375, SLG: 0.714 (4,4) | | | | | | | | | | 3 | 1 | 1 | 0 | 0 | 0 | 2 | 3 1 1 0 0 0 2 1 0 0 0 0 0 0 | | | | | | |
| 29 Bobby Dalbec, R (7,5) OBP: 0.500, SLG: 1.000 | | | | | | | | | | 1 | 0 | 0 | 0 | 0 | 0 | 0 | 1 0 0 0 0 0 0 | | | | | | |
| 60 Yairo Muñoz, R (1,7) OBP: 0.500, SLG: 1.000 (6,5) | | | | | | | | | | 3 | 1 | 1 | 2 | 0 | 1 | 3 | 3 1 1 2 0 1 3 1 0 0 0 0 0 0 | | | | | | |
| 88 Michael Gettys, R (7,8) | | | | | | | | | | 1 | 0 | 0 | 0 | 0 | 0 | 0 | 1 0 0 0 0 0 0 | | | | | | |
| 74 Connor Wong, R (1,2) OBP: 0.400, SLG: 0.500 91 Roidanis Baldwin, R (6,2) | | | | | | | | | | 2 | 1 | 0 | 0 | 1 | 2 | 0 | 2 1 0 0 1 2 0 1 0 0 0 0 1 0 | | | | | | |
| 3 Jonathan Araúz, S (1,4) OBP: 0.429, SLG: 0.571 (4,6) | | | | | | | | | | 3 | 0 | 1 | 2 | 0 | 0 | 0 | 3 0 1 2 0 0 0 | | | | | | |
| 20 Jeter Downs, R (7,6) OBP: 0.600, SLG: 1.250 | | | | | | | | | | 1 | 0 | 0 | 0 | 0 | 1 | 0 | 1 0 0 0 0 1 0 | | | | | | |
| Inning Stats | R: 0 E: 0 K: 1 S: 5 | H: 0 LOB: 1 BB: 1 P: 10 | R: 2 E: 0 K: 1 S: 7 | H: 2 LOB: 0 BB: 0 P: 8 | R: 6 E: 0 K: 0 S: 8 | H: 5 LOB: 3 BB: 4 P: 27 | R: 0 E: 0 K: 1 S: 7 | H: 2 LOB: 2 BB: 0 P: 7 | R: 0 E: 0 K: 1 S: 5 | H: 0 LOB: 0 BB: 0 P: 5 | R: 1 E: 0 K: 0 S: 4 | H: 1 LOB: 0 BB: 0 P: 4 | R: 0 E: 0 K: 1 S: 5 | H: 0 LOB: 0 BB: 0 P: 5 | R: 0 E: 0 K: 1 S: 5 | H: 0 LOB: 1 BB: 1 P: 9 | 1B: 4 2B: 1 3B: 1 HR: 4 | SF: 0 SAC: 0 DP: 0 HBP: 0 | WP: 1 PB: 0 SB: 0 CS: 0 | PA: 39 | | | |
| PITCHER | IP | WLS | BF | H | R | ER | SO | BB | IBB | HBP | BLK | WP | HR | S | P | ERA | WHIP | | | | | ERA | WHIP |
| 52 Michael Wacha, R (1,1) ERA: 1.0 | 1.0 | L | 11 | 6 | 7 | 7 | 1 | 1 | 0 | 0 | 0 | 0 | 4 | 13 | 21 | 47.25 | 5.250 | | | | | | |
| 47 David Hess, R (2,1) ERA: 47.25 | 1.1 | | 6 | 1 | 1 | 0 | 3 | 0 | 0 | 0 | 0 | 0 | 0 | 2 | 14 | 13.50 | 6.000 | | | | | | |
| 83 Kenny Rosenberg, L (3,1) ERA: 13.5 | 0.2 | | 5 | 2 | 0 | 0 | 1 | 0 | 0 | 0 | 0 | 0 | 0 | 7 | 7 | 0.00 | 2.000 | | | | | | |
| 57 Chris Mazza, R (4,1) ERA: 47.25 | 1.0 | | 3 | 0 | 0 | 0 | 1 | 0 | 0 | 0 | 0 | 0 | 0 | 5 | 5 | 0.00 | 0.000 | | | | | | |
| 81 Ryan Thompson, R (5,1) ERA: 47.25 | 1.0 | | 3 | 0 | 0 | 0 | 1 | 0 | 0 | 0 | 0 | 0 | 0 | 5 | 5 | 0.00 | 0.000 | | | | | | |
| PITCHER | IP | WLS | BF | H | R | ER | SO | BB | IBB | HBP | BLK | WP | HR | S | P | ERA | WHIP | | | | | ERA | WHIP |
| 71 Ryan Sherriff, L (6,1) ERA: 9.0 | 1.0 | | 3 | 0 | 0 | 0 | 1 | 0 | 0 | 0 | 0 | 0 | 0 | 5 | 5 | 0.00 | 0.000 | | | | | | |
| 99 Louis Head, R (7,1) ERA: 9.0 | 1.0 | | 4 | 0 | 0 | 0 | 1 | 1 | 0 | 0 | 0 | 0 | 0 | 5 | 9 | 0.00 | 1.000 | | | | | | |
| 77 Yackiel Rios, R (8,1) ERA: 9.0 | 1.0 | | 4 | 0 | 0 | 0 | 1 | 1 | 0 | 0 | 0 | 0 | 0 | 5 | 9 | 0.00 | 1.000 | | | | | | |

Tampa Bay Rays @ Boston Red Sox
JetBlue Park, Ft. Myers, FL
Tue Mar 02 2021, 1:12 PM - 4:04 PM EST
Att: 1,860 - Partly Cloudy - 82 F

AB 33
R 9
H 10
RBI 9
BB 6
SO 6
LOB 11



| Batter | 1 | 2 | 3 | 4 | 5 | 6 | 7 | 8 | 9 | AB | R | H | RBI | BB | SO | LOB | TOP | | |
|--|------------------------------|---------------------------------|------------------------------|---------------------------------|------------------------------|---------------------------------|------------------------------|---------------------------------|------------------------------|----------------------------------|------------------------------|---------------------------------|-----|----|----|------|--|--|--|
| 18 Brian Goodwin, L (1,8) OBP: 0.500, SLG: 0.333 90 Ji Hwan Bae, L (5,6) | | | | | | | | | | 2 | 0 | 1 | 0 | 0 | 0 | 0 | Pittsburgh Pirates @ Tampa Bay Rays Charlotte Sports Park, Port Charlotte, FL Wed Mar 03 2021, 1:06 PM - 2:49 PM EST Att. 1,127 - Partly Cloudy - 75 F livebaseballscorecards.com | | |
| 15 Wilmer Difo, S (1,5) 64 Rodolfo Castro, S (5,5) | | | | | | | | | | 2 | 0 | 0 | 0 | 0 | 0 | 1 | | | |
| 24 Phillip Evans, R (1,9) OBP: 0.250, SLG: 0.250 35 Will Craig, R (5,3) | | | | | | | | | | 2 | 0 | 0 | 0 | 0 | 0 | 1 | | | |
| 19 Colin Moran, L (1,3) 94 Hunter Owen, R (5,9) | | | | | | | | | | 2 | 0 | 0 | 0 | 0 | 1 | 1 | | | |
| 61 Oneil Cruz, L (1,6) OBP: 0.333, SLG: 0.200 (5,8) | | | | | | | | | | 2 | 0 | 0 | 0 | 0 | 1 | 0 | | | |
| 5 Michael Pérez, L (1,2) | | | | | | | | | | 2 | 0 | 0 | 0 | 0 | 0 | 0 | | | |
| 93 Tony Wolters, L (1,10) OBP: 0.400, SLG: 0.250 (4,2) | | | | | | | | | | 1 | 0 | 0 | 0 | 1 | 1 | 0 | | | |
| 65 Kevin Kramer, L (1,4) 81 Nick Gonzales, R (5,4) | | | | | | | | | | 2 | 0 | 0 | 0 | 0 | 1 | 1 | | | |
| 69 Troy Stokes Jr., R (1,7) OBP: 0.250, SLG: 0.500 92 Canaan Smith-Njigba, L (6,7) | | | | | | | | | | 2 | 1 | 1 | 0 | 0 | 0 | 0 | | | |
| | | | | | | | | | | 0 | 0 | 0 | 0 | 0 | 0 | 0 | | | |
| Inning Stats | R: 0 E: 0 K: 1 S: 6 | H: 1 LOB: 1 BB: 0 P: 6 | R: 0 E: 0 K: 1 S: 5 | H: 0 LOB: 0 BB: 0 P: 5 | R: 0 E: 0 K: 0 S: 3 | H: 0 LOB: 0 BB: 0 P: 3 | R: 0 E: 0 K: 0 S: 3 | H: 0 LOB: 0 BB: 0 P: 3 | R: 0 E: 0 K: 2 S: 7 | H: 0 LOB: 1 BB: 1 P: 11 | R: 1 E: 1 K: 1 S: 7 | H: 1 LOB: 1 BB: 0 P: 7 | | | | | | | |
| PITCHER | IP | WLS | BF | H | R | ER | SO | BB | IBB | HBP | BLK | WP | HR | S | P | ERA | WHIP | | |
| 62 Shane McCannahan, L (1,1) ERA: | 1.0 | | 4 | 1 | 0 | 0 | 1 | 0 | 0 | 0 | 0 | 0 | 0 | 6 | 6 | 0.00 | 1.000 | | |
| 19 Josh Fleming, L (2,1) ERA: | 1.0 | W | 3 | 0 | 0 | 0 | 1 | 0 | 0 | 0 | 0 | 0 | 0 | 5 | 5 | 0.00 | 0.000 | | |
| 60 Hunter Strickland, R (3,1) ERA: 4.5 | 1.0 | H | 3 | 0 | 0 | 0 | 0 | 0 | 0 | 0 | 0 | 0 | 0 | 3 | 3 | 0.00 | 0.000 | | |
| 36 Andrew Kittredge, R (4,1) ERA: | 1.0 | H | 3 | 0 | 0 | 0 | 0 | 0 | 0 | 0 | 0 | 0 | 0 | 3 | 3 | 0.00 | 0.000 | | |
| 59 Jeffrey Springs, L (5,1) ERA: 9.0 | 1.0 | H | 4 | 0 | 0 | 0 | 2 | 1 | 0 | 0 | 0 | 0 | 0 | 7 | 11 | 0.00 | 1.000 | | |
| 98 Joey Krehbiel, R (6,1) ERA: | 1.0 | S | 5 | 1 | 1 | 0 | 1 | 0 | 0 | 0 | 0 | 0 | 0 | 7 | 7 | 0.00 | 1.000 | | |

| | |
|-----|----|
| AB | 21 |
| R | 1 |
| H | 2 |
| RBI | 0 |
| BB | 1 |
| SO | 5 |
| LOB | 7 |



| Batter | 1 | 2 | 3 | 4 | 5 | 6 | 7 | 8 | 9 | AB | R | H | RBI | BB | SO | LOB | BOTTOM | | |
|---|------------------------------|---------------------------------|------------------------------|---------------------------------|------------------------------|---------------------------------|------------------------------|----------------------------------|------------------------------|----------------------------------|------------------------------|---------------------------------|-----|----|----|-------|--|--|--|
| 17 Austin Meadows, L (1,7) OBP: 0.571, SLG: 1.600 87 Ryan Boldt, L (6,7) | | | | | | | | | | 3 | 1 | 1 | 2 | 0 | 0 | 0 | Pittsburgh Pirates @ Tampa Bay Rays Charlotte Sports Park, Port Charlotte, FL Wed Mar 03 2021, 1:06 PM - 2:49 PM EST Att. 1,127 - Partly Cloudy - 75 F livebaseballscorecards.com | | |
| 8 Brandon Lowe, L (1,4) 54 Taylor Walls, S (5, PH) (6,4) | | | | | | | | | | 2 | 0 | 0 | 0 | 0 | 2 | 0 | | | |
| 10 Mike Zunino, R (1,2) 74 Brett Sullivan, L (5, PH) OBP: 0.667, SLG: 1.000 (6,2) | | | | | | | | | | 1 | 0 | 0 | 0 | 1 | 0 | 0 | | | |
| 26 Ji Man Choi, L (1,10) 79 René Pinto, R (5, PH) OBP: 0.500, SLG: 1.000 (6,10) | | | | | | | | | | 1 | 0 | 0 | 0 | 1 | 0 | 1 | | | |
| 25 Yoshi Tsutsugo, L (1,3) 95 Tristan Gray, L (5,3) OBP: 0.667, SLG: 2.333 | | | | | | | | | | 1 | 0 | 0 | 0 | 0 | 0 | 0 | | | |
| 18 Joey Wendle, L (1,5) 37 Kevin Padlo, R (5,5) OBP: 0.400, SLG: 1.200 | | | | | | | | | | 2 | 0 | 0 | 0 | 0 | 2 | 2 | | | |
| 5 Wander Franco, S (1,6) OBP: 0.250, SLG: 0.625 | | | | | | | | | | 3 | 1 | 2 | 1 | 0 | 0 | 2 | | | |
| 53 Josh Lowe, L (1,9) OBP: 0.500, SLG: 0.333 | | | | | | | | | | 2 | 0 | 0 | 0 | 0 | 2 | 0 | | | |
| 7 Vidal Bruján, S (1,8) OBP: 0.667, SLG: 0.500 92 Garrett Whitley, R (5, PR) (6,8) | | | | | | | | | | 1 | 0 | 0 | 0 | 0 | 0 | 0 | | | |
| | | | | | | | | | | 1 | 1 | 0 | 0 | 0 | 1 | 1 | | | |
| Inning Stats | R: 0 E: 0 K: 1 S: 5 | H: 0 LOB: 1 BB: 1 P: 9 | R: 1 E: 0 K: 1 S: 6 | H: 1 LOB: 0 BB: 0 P: 6 | R: 0 E: 0 K: 1 S: 5 | H: 0 LOB: 0 BB: 0 P: 5 | R: 0 E: 0 K: 0 S: 3 | H: 0 LOB: 2 BB: 2 P: 11 | R: 2 E: 0 K: 2 S: 9 | H: 2 LOB: 1 BB: 0 P: 10 | R: 0 E: 0 K: 2 S: 8 | H: 1 LOB: 1 BB: 0 P: 8 | | | | | | | |
| PITCHER | IP | WLS | BF | H | R | ER | SO | BB | IBB | HBP | BLK | WP | HR | S | P | ERA | WHIP | | |
| 43 Steven Brault, L (1,1) ERA: | 1.0 | | 4 | 1 | 1 | 1 | 1 | 0 | 0 | 0 | 0 | 0 | 1 | 6 | 6 | 9.00 | 1.000 | | |
| 50 Miguel Yajure, R (2,1) ERA: 9.0 | 1.0 | L | 4 | 1 | 1 | 1 | 1 | 0 | 0 | 0 | 0 | 0 | 0 | 5 | 5 | 0.00 | 0.000 | | |
| 56 Carson Fulmer, R (3,1) ERA: 9.0 | 1.0 | | 3 | 0 | 0 | 0 | 1 | 0 | 0 | 0 | 0 | 0 | 0 | 5 | 5 | 0.00 | 0.000 | | |
| 36 Nick Mears, R (4,1) ERA: | 1.0 | | 5 | 0 | 0 | 0 | 0 | 2 | 0 | 0 | 0 | 0 | 0 | 3 | 11 | 0.00 | 2.000 | | |
| 60 James Marvel, R (5,1) ERA: 9.0 | 1.0 | | 6 | 2 | 2 | 2 | 2 | 0 | 0 | 1 | 0 | 0 | 1 | 9 | 10 | 18.00 | 2.000 | | |
| 66 Shea Spitzbarth, R (6,1) ERA: | 1.0 | | 4 | 1 | 1 | 0 | 2 | 0 | 0 | 0 | 0 | 0 | 0 | 8 | 8 | 0.00 | 1.000 | | |

| | |
|-----|----|
| AB | 22 |
| R | 3 |
| H | 4 |
| RBI | 3 |
| BB | 3 |
| SO | 7 |
| LOB | 8 |



| Batter | 1 | 2 | 3 | 4 | 5 | 6 | 7 | 8 | 9 | AB | R | H | RBI | BB | SO | LOB | TOP |
|---|---|----------------------------------|---------------------------------------|----------------------------------|---------------------------------------|----------------------------------|---------------------------------------|---|---------------------------------------|---|--------------------------------------|---|---------------------------------------|---|----------------------------|----------------------------|----------------------------|
| 26 Ji Man Choi, L OBP: 0.600, SLG: 0.333 76 Dalton Kelly, L (4, PR) (4, 3) | G6-3 | | 28 1B 2 SF9 56 1B | 28 56 G4-3 | | G4-3 | | | | 2 | 1 | 1 | 0 | 1 | 0 | 0 | |
| 56 Randy Arozarena, R OBP: 0.286, SLG: 0.286 93 Moisés Gómez, R OBP: 0.400, SLG: 0.250 | E4 1 E 28 HBP | | 2 SF9 1 FC5-4 28 1B | G4-3 | | G4-3 | | | | 3 | 1 | 1 | 1 | 0 | 0 | 2 | |
| 28 Francisco Mejía, S OBP: 0.600, SLG: 0.750 88 Blake Hunt, R | H SL 81 1 E HBP | | 1 FC5-4 1B | FC6-5-4-6 | | F7 | | | | 2 | 0 | 1 | 1 | 0 | 0 | 2 | |
| 2 Yandy Díaz, R OBP: 0.286, SLG: 0.400 37 Kevin Padlo, R OBP: 0.333, SLG: 1.000 | K | | SF9 | G3 | | | | | | 2 | 0 | 0 | 1 | 0 | 1 | 3 | |
| 1 Willy Adames, R OBP: 0.429, SLG: 0.500 91 Greg Jones, S | E6 | | FC5-4 13 1B 7 E | K | | K | | | | 3 | 1 | 0 | 1 | 0 | 1 | 3 | |
| 13 Manuel Margot, R OBP: 0.429, SLG: 0.571 94 Nathan Lukes, L OBP: 0.400, SLG: 0.250 | G5-3 | | 7 S 1B | 1B | | 1B | | | | 3 | 0 | 2 | 0 | 0 | 0 | 3 | |
| 7 Vidal Bruján, S OBP: 0.500, SLG: 0.333 65 Esteban Quiroz, L (5, PH) (5, 4) | K | | G6-3 | K | | K | | | | 2 | 0 | 0 | 0 | 0 | 1 | 1 | |
| 53 Josh Lowe, L OBP: 0.429, SLG: 0.333 | K | | G1-3 | 26 BB 56 G4-3 87 BB | | G1-3 | | | | 3 | 1 | 1 | 0 | 0 | 1 | 1 | |
| 87 Ryan Boltz, L 78 Miles Mastrobuoni, L (5, 9) | F7 | | 56 G4-3 28 BB FC5-4-6 | G5-3 | | | | | | 1 | 1 | 0 | 0 | 1 | 0 | 0 | |
| Inning Stats | R: 0 H: 0 E: 0 K: 1 S: 10 | H: 0 LOB: 3 BB: 0 P: 14 | R: 0 H: 0 E: 0 K: 2 S: 11 | H: 0 LOB: 0 BB: 0 P: 19 | R: 3 H: 4 E: 0 K: 0 S: 18 | H: 1 LOB: 1 BB: 0 P: 26 | R: 2 H: 1 E: 0 K: 0 S: 14 | H: 1 LOB: 1 BB: 2 P: 24 | R: 0 H: 1 E: 0 K: 2 S: 12 | H: 1 LOB: 1 BB: 0 P: 16 | R: 0 H: 1 E: 0 K: 0 S: 9 | H: 1 LOB: 1 BB: 1 P: 13 | R: 0 H: 0 E: 0 K: 2 S: 11 | H: 0 LOB: 1 BB: 1 P: 18 | | | |
| PITCHER | IP WLS BF H R ER SO BB IBB HBP BLK WP HR S P ERA WHIP | 18 Kenta Maeda, R ERA: 9.0 | 57 Hansel Robles, R ERA: 9.0 | 55 Taylor Rogers, L ERA: 9.0 | 21 Tyler Duffey, R ERA: 16.2 | 49 Juan Minaya, R ERA: 20.25 | 66 Jorge Alcalá, R ERA: | IP WLS BF H R ER SO BB IBB HBP BLK WP HR S P ERA WHIP | 66 Jorge Alcalá, R ERA: | IP WLS BF H R ER SO BB IBB HBP BLK WP HR S P ERA WHIP | 66 Jorge Alcalá, R ERA: | IP WLS BF H R ER SO BB IBB HBP BLK WP HR S P ERA WHIP | 66 Jorge Alcalá, R ERA: | IP WLS BF H R ER SO BB IBB HBP BLK WP HR S P ERA WHIP | 66 Jorge Alcalá, R ERA: | 66 Jorge Alcalá, R ERA: | 66 Jorge Alcalá, R ERA: |

Tampa Bay Rays @ Minnesota Twins
Hammond Stadium, Fort Myers, FL
Thu Mar 04 2021, 1:06 PM - 3:36 PM EST
Att. 2,156 - Overcast - 67 F

| | |
|-----|----|
| AB | 29 |
| R | 5 |
| H | 7 |
| RBI | 4 |
| BB | 3 |
| SO | 7 |
| LOB | 18 |





| Batter | 1 | 2 | 3 | 4 | 5 | 6 | 7 | 8 | 9 | AB | R | H | RBI | BB | SO | LOB | BOTTOM |
|--|---|----------------------------------|--------------------------------------|----------------------------------|---------------------------------------|----------------------------------|--------------------------------------|----------------------------------|---|------------------------------------|--------------------------------------|---|---------------------------------------|----------------------------------|---|------------------------------------|--------------------------|
| 26 Max Kepler, L OBP: 0.222, SLG: 0.222 1 Nick Gordon, L (6, 6) | G4-3 | | G4-3 | F8 | | K | | | | 3 | 0 | 0 | 0 | 0 | 0 | 3 | |
| 25 Byron Buxton, R OBP: 0.111, SLG: 0.125 86 Alex Isola, R OBP: 1.000, SLG: 1.000 | P6 | | SF7 | F7 | | F7 | | | | 2 | 0 | 0 | 1 | 0 | 0 | 0 | |
| 11 Jorge Polanco, S OBP: 0.750, SLG: 0.333 89 Drew Maggi, R OBP: 0.500, SLG: 0.333 | BB | | 22 E BB | 27 BB 1B | | K | | | | 1 | 0 | 1 | 0 | 2 | 0 | 0 | |
| 22 Miguel Sanó, R OBP: 0.125, SLG: 0.250 73 David Bañuelos, R (6, 2) | K | | E1 | K | | K | | | | 3 | 0 | 0 | 0 | 0 | 2 | 3 | |
| 27 Ryan Jeffers, R OBP: 0.333, SLG: 0.200 74 Travis Blankenhorn, L OBP: 0.750, SLG: 0.500 | F8 | | K | BB | | 19 1B 1B | | | | 2 | 0 | 0 | 0 | 1 | 1 | 2 | |
| 19 Alex Kirilloff, L OBP: 0.222, SLG: 0.333 | 2B | | G3-1 | F7 | | 38 E 1B | | | | 4 | 0 | 2 | 0 | 0 | 0 | 2 | |
| 50 Brent Rooker, R OBP: 0.375, SLG: 0.833 38 Rob Refsnyder, R (6, 9) | K | | G5-3 | G3-1 | | E5 16 FC6-4 | | | | 2 | 0 | 0 | 0 | 0 | 1 | 1 | |
| 15 JT Riddle, L OBP: 0.429, SLG: 0.200 16 Keon Broxton, R OBP: 0.500, SLG: 0.400 | F9 | | 37 S BB | 1B | | FC6-4 | | | | 1 | 0 | 0 | 0 | 1 | 0 | 1 | |
| 37 Tzu-Wei Lin, L OBP: 0.625, SLG: 0.800 | G4-3 | | 26 G4-3 25 SF7 | 2B | | 1 S 86 1B BB | | | | 1 | 1 | 1 | 0 | 2 | 0 | 0 | |
| Inning Stats | R: 0 H: 0 E: 0 K: 1 S: 8 | H: 1 LOB: 1 BB: 0 P: 16 | R: 0 H: 1 E: 0 K: 1 S: 7 | H: 1 LOB: 0 BB: 0 P: 10 | R: 1 H: 1 E: 0 K: 1 S: 17 | H: 1 LOB: 2 BB: 1 P: 27 | R: 0 H: 0 E: 0 K: 0 S: 5 | H: 0 LOB: 2 BB: 2 P: 17 | R: 0 H: 1 E: 0 K: 1 S: 15 | H: 1 LOB: 2 BB: 1 P: 25 | R: 1 H: 2 E: 0 K: 1 S: 7 | H: 2 LOB: 3 BB: 0 P: 14 | R: 0 H: 2 E: 1 K: 2 S: 18 | H: 2 LOB: 3 BB: 0 P: 26 | | | |
| PITCHER | IP WLS BF H R ER SO BB IBB HBP BLK WP HR S P ERA WHIP | 48 Ryan Yarbrough, L ERA: | 61 Luis Patiño, R ERA: | 82 Tyler Zombro, R ERA: 13.5 | 96 Stetson Allie, R ERA: | 46 Brian Moran, L ERA: | 83 Kenny Rosenberg, L ERA: 10.8 | 99 Louis Head, R ERA: | IP WLS BF H R ER SO BB IBB HBP BLK WP HR S P ERA WHIP | 83 Kenny Rosenberg, L ERA: 10.8 | 99 Louis Head, R ERA: | IP WLS BF H R ER SO BB IBB HBP BLK WP HR S P ERA WHIP | 83 Kenny Rosenberg, L ERA: 10.8 | 99 Louis Head, R ERA: | IP WLS BF H R ER SO BB IBB HBP BLK WP HR S P ERA WHIP | 83 Kenny Rosenberg, L ERA: 10.8 | 99 Louis Head, R ERA: |

Tampa Bay Rays @ Minnesota Twins
Hammond Stadium, Fort Myers, FL
Thu Mar 04 2021, 1:06 PM - 3:36 PM EST
Att. 2,156 - Overcast - 67 F

| | |
|-----|----|
| AB | 28 |
| R | 2 |
| H | 7 |
| RBI | 1 |
| BB | 6 |
| SO | 7 |
| LOB | 18 |



| Batter | 1 | 2 | 3 | 4 | 5 | 6 | 7 | 8 | 9 | AB R H RBI BB SO LOB | TOP | | | | | | | | | | | | | | | | | | | | | | | | |
|--------------|----|-----|----|---|---|----|----|----|-----|----------------------|---|----|----|---|---|-----|------|---------|----|-----|----|---|---|----|----|----|-----|-----|-----|----|----|---|---|-----|------|
| | | | | | | | | | | | <p>Atlanta Braves @ Tampa Bay Rays</p> <p>Charlotte Sports Park, Port Charlotte, FL</p> <p>Sat Mar 06 2021, 1:05 PM EST</p> <p>livebaseballscorecards.com</p> <p>AB 0</p> <p>R 0</p> <p>H 0</p> <p>RBI 0</p> <p>BB 0</p> <p>SO 0</p> <p>LOB 0</p>  | | | | | | | | | | | | | | | | | | | | | | | | |
| | | | | | | | | | | | | | | | | | | | | | | | | | | | | | | | | | | | |
| | | | | | | | | | | | | | | | | | | | | | | | | | | | | | | | | | | | |
| | | | | | | | | | | | | | | | | | | | | | | | | | | | | | | | | | | | |
| | | | | | | | | | | | | | | | | | | | | | | | | | | | | | | | | | | | |
| | | | | | | | | | | | | | | | | | | | | | | | | | | | | | | | | | | | |
| | | | | | | | | | | | | | | | | | | | | | | | | | | | | | | | | | | | |
| | | | | | | | | | | | | | | | | | | | | | | | | | | | | | | | | | | | |
| | | | | | | | | | | | | | | | | | | | | | | | | | | | | | | | | | | | |
| | | | | | | | | | | | | | | | | | | | | | | | | | | | | | | | | | | | |
| | | | | | | | | | | | | | | | | | | | | | | | | | | | | | | | | | | | |
| Inning Stats | | | | | | | | | | | 1B: 0 SF: 0 WP: 0 PA: 0 2B: 0 SAC: 0 FB: 0 3B: 0 DP: 0 SB: 0 HR: 0 HBP: 0 CS: 0 | | | | | | | | | | | | | | | | | | | | | | | | |
| PITCHER | IP | WLS | BF | H | R | ER | SO | BB | IBB | HBP | BLK | WP | HR | S | P | ERA | WHIP | PITCHER | IP | WLS | BF | H | R | ER | SO | BB | IBB | HBP | BLK | WP | HR | S | P | ERA | WHIP |

| Batter | 1 | 2 | 3 | 4 | 5 | 6 | 7 | 8 | 9 | AB R H RBI BB SO LOB | BOTTOM | | | | | | | | | | | | | | | | | | | | | | | | |
|--------------|----|-----|----|---|---|----|----|----|-----|----------------------|---|----|----|---|---|-----|------|---------|----|-----|----|---|---|----|----|----|-----|-----|-----|----|----|---|---|-----|------|
| | | | | | | | | | | | <p>Atlanta Braves @ Tampa Bay Rays</p> <p>Charlotte Sports Park, Port Charlotte, FL</p> <p>Sat Mar 06 2021, 1:05 PM EST</p> <p>livebaseballscorecards.com</p> <p>AB 0</p> <p>R 0</p> <p>H 0</p> <p>RBI 0</p> <p>BB 0</p> <p>SO 0</p> <p>LOB 0</p>  | | | | | | | | | | | | | | | | | | | | | | | | |
| | | | | | | | | | | | | | | | | | | | | | | | | | | | | | | | | | | | |
| | | | | | | | | | | | | | | | | | | | | | | | | | | | | | | | | | | | |
| | | | | | | | | | | | | | | | | | | | | | | | | | | | | | | | | | | | |
| | | | | | | | | | | | | | | | | | | | | | | | | | | | | | | | | | | | |
| | | | | | | | | | | | | | | | | | | | | | | | | | | | | | | | | | | | |
| | | | | | | | | | | | | | | | | | | | | | | | | | | | | | | | | | | | |
| | | | | | | | | | | | | | | | | | | | | | | | | | | | | | | | | | | | |
| | | | | | | | | | | | | | | | | | | | | | | | | | | | | | | | | | | | |
| | | | | | | | | | | | | | | | | | | | | | | | | | | | | | | | | | | | |
| | | | | | | | | | | | | | | | | | | | | | | | | | | | | | | | | | | | |
| Inning Stats | | | | | | | | | | | 1B: 0 SF: 0 WP: 0 PA: 0 2B: 0 SAC: 0 FB: 0 3B: 0 DP: 0 SB: 0 HR: 0 HBP: 0 CS: 0 | | | | | | | | | | | | | | | | | | | | | | | | |
| PITCHER | IP | WLS | BF | H | R | ER | SO | BB | IBB | HBP | BLK | WP | HR | S | P | ERA | WHIP | PITCHER | IP | WLS | BF | H | R | ER | SO | BB | IBB | HBP | BLK | WP | HR | S | P | ERA | WHIP |

| Batter | 1 | 2 | 3 | 4 | 5 | 6 | 7 | 8 | 9 | AB | R | H | RBI | BB | SO | LOB | TOP | | | | | | | | | | | | | | | | | | |
|---|---|---|---|---|---|---|---|---|---|---|---|---|---|---|---|---|---|---|---|---|---|---|--------|---------|---------|---------|----------|----------|----------|---------|---------|--------|--------|-------------|---------------|
| 2 Luis Arraez, L (1, 7) OBP: 0.333, SLG: 0.333 38 Rob Refsnyder, R (6, 7) OBP: 0.417, SLG: 0.444 | G3 | | F7 | | | K | | F8 | | 3 | 0 | 0 | 0 | 0 | 1 | 2 | <p>Minnesota Twins @ Tampa Bay Rays</p> <p>Charlotte Sports Park, Port Charlotte, FL</p> <p>Sat Mar 13 2021, 1:05 PM - 3:09 PM EST</p> <p>Att: 1,127 - Sunny - 81 F</p> <p>livebaseballscores.com</p> | | | | | | | | | | | | | | | | | | |
| 30 Kyle Garlick, R (1, 9) OBP: 0.421, SLG: 0.813 89 Drew Maggi, R (6, FR) OBP: 0.333, SLG: 0.625 | L4-3 BB | | | G4-3 | | | | K | | 2 | 0 | 1 | 0 | 1 | 0 | 0 | | | | | | | | | | | | | | | | | | | |
| 26 Max Kepler, L (1, 10) OBP: 0.118, SLG: 0.118 | L4-3 | | | G4-3 | | | | F9 | | 3 | 0 | 0 | 0 | 0 | 3 | | | | | | | | | | | | | | | | | | | | |
| 64 Williams Astudillo, R (1, 2) OBP: 0.583, SLG: 0.750 76 Tomas Telis, S (7, 2) OBP: 0.333, SLG: 0.200 | | G5-3 | | | | K | | | HR | 3 | 1 | 1 | 1 | 0 | 1 | 0 | | | | | | | | | | | | | | | | | | | |
| 19 Alex Kirilloff, L (1, 3) OBP: 0.200, SLG: 0.368 96 Aaron Sabato, R (7, 3) OBP: 0.288, SLG: 0.167 | | G4-3 | | | | K | | K | | 3 | 0 | 0 | 0 | 0 | 2 | 0 | | | | | | | | | | | | | | | | | | | |
| 15 JT Riddle, L (1, 4) OBP: 0.306, SLG: 0.182 1 Nick Gordon, L (6, 6) OBP: 0.125, SLG: 0.125 | | | | | | G4-3 | | F8 | | 2 | 0 | 0 | 0 | 0 | 0 | 0 | | | | | | | | | | | | | | | | | | | |
| 37 Tzu-Wei Lin, L (1, 5) OBP: 0.583, SLG: 0.667 90 Caleb Hamilton, R (6, 5) | | | | | | K | | K | | 2 | 0 | 1 | 0 | 0 | 1 | 0 | | | | | | | | | | | | | | | | | | | |
| 12 Andrew Romine, S (1, 6) OBP: 0.154, SLG: 0.154 98 Spencer Steer, R (6, 4) | | | | | | | | G3 | | 2 | 0 | 0 | 0 | 0 | 0 | 1 | | | | | | | | | | | | | | | | | | | |
| 79 Gilberto Celestino, R (1, 8) OBP: 0.308, SLG: 0.462 | | | | | | | | | | 3 | 0 | 1 | 0 | 0 | 0 | 1 | | | | | | | | | | | | | | | | | | | |
| | | | | | | | | | | | | | | | | | | | | | | | | | | | | | | | | | | | |
| Inning Stats | R: 0 E: 0 K: 0 S: 2 | H: 0 LOB: 0 BB: 1 P: 6 | R: 0 E: 0 K: 0 S: 3 | H: 0 LOB: 0 BB: 0 P: 3 | R: 0 E: 0 K: 0 S: 5 | H: 1 LOB: 1 BB: 0 P: 5 | R: 0 E: 0 K: 1 S: 5 | H: 0 LOB: 0 BB: 0 P: 5 | R: 0 E: 0 K: 2 S: 7 | H: 0 LOB: 0 BB: 0 P: 7 | R: 0 E: 0 K: 1 S: 7 | H: 2 LOB: 2 BB: 0 P: 7 | R: 1 E: 0 K: 2 S: 10 | H: 1 LOB: 0 BB: 0 P: 13 | R: 0 E: 1 K: 1 S: 6 | H: 0 LOB: 1 BB: 0 P: 6 | 1B: 3 2B: 1 3B: 0 HR: 1 | SF: 0 SAC: 0 DP: 1 HBP: 0 | WP: 0 PB: 0 SB: 1 CS: 0 | PA: 29 | | | | | | | | | | | | | | | |
| PITCHER | IP WLS BF H R ER SO BB IBB HBP BLK WP HR S P ERA WHIP | IP WLS BF H R ER SO BB IBB HBP BLK WP HR S P ERA WHIP | IP WLS BF H R ER SO BB IBB HBP BLK WP HR S P ERA WHIP | IP WLS BF H R ER SO BB IBB HBP BLK WP HR S P ERA WHIP | IP WLS BF H R ER SO BB IBB HBP BLK WP HR S P ERA WHIP | IP WLS BF H R ER SO BB IBB HBP BLK WP HR S P ERA WHIP | IP WLS BF H R ER SO BB IBB HBP BLK WP HR S P ERA WHIP | IP WLS BF H R ER SO BB IBB HBP BLK WP HR S P ERA WHIP | IP WLS BF H R ER SO BB IBB HBP BLK WP HR S P ERA WHIP | IP WLS BF H R ER SO BB IBB HBP BLK WP HR S P ERA WHIP | IP WLS BF H R ER SO BB IBB HBP BLK WP HR S P ERA WHIP | IP WLS BF H R ER SO BB IBB HBP BLK WP HR S P ERA WHIP | IP WLS BF H R ER SO BB IBB HBP BLK WP HR S P ERA WHIP | IP WLS BF H R ER SO BB IBB HBP BLK WP HR S P ERA WHIP | IP WLS BF H R ER SO BB IBB HBP BLK WP HR S P ERA WHIP | IP WLS BF H R ER SO BB IBB HBP BLK WP HR S P ERA WHIP | IP WLS BF H R ER SO BB IBB HBP BLK WP HR S P ERA WHIP | IP WLS BF H R ER SO BB IBB HBP BLK WP HR S P ERA WHIP | IP WLS BF H R ER SO BB IBB HBP BLK WP HR S P ERA WHIP | IP WLS BF H R ER SO BB IBB HBP BLK WP HR S P ERA WHIP | IP WLS BF H R ER SO BB IBB HBP BLK WP HR S P ERA WHIP | IP WLS BF H R ER SO BB IBB HBP BLK WP HR S P ERA WHIP | | | | | | | | | | | | | |
| 14 Rich Hill, L (1, 1) ERA: 6.75 50 Chaz Roe, R (4, 1) ERA: 13.5 21 Cody Reed, L (5, 1) ERA: 71 Ryan Sherriff, L (6, 1) ERA: 4.5 89 Shane Baz, R (7, 1) ERA: 4.5 | 3.0 1.0 1.0 1.0 1.0 1.0 | WLS 3 3 5 L | BF 10 3 3 4 | H 1 0 0 1 1 | R 0 0 0 1 1 | ER 0 0 0 0 1 | SO 0 1 2 | BB 1 0 0 0 0 | IBB 0 0 0 0 0 | HBP 0 0 0 0 0 | BLK 0 0 0 0 0 | WP 0 0 0 0 0 | HR 0 5 7 7 1 | S 10 5 7 7 13 | P 14 5 7 7 13 | ERA 0.00 0.00 0.00 0.00 9.00 | WHIP 0.667 0.000 0.000 2.000 1.000 | 59 Jeffrey Springs, L (8, 1) ERA: 9.0 | 1.0 1.0 1.0 1.0 1.0 | WLS 4 | BF 4 | H 0 | R 0 | ER 0 | SO 1 | BB 0 | IBB 0 | HBP 0 | BLK 0 | WP 0 | HR 0 | S 6 | P 6 | ERA 0.00 | WHIP 0.000 |

| Batter | 1 | 2 | 3 | 4 | 5 | 6 | 7 | 8 | 9 | AB | R | H | RBI | BB | SO | LOB | BOTTOM | | | | | | | | | | | | | | | | | | |
|--|---|---|---|---|---|---|---|---|---|---|---|---|---|---|---|---|---|--|---|---|---|---|--------|---------|---------|---------|----------|----------|----------|---------|---------|---------|---------|-------------|---------------|
| 17 Austin Meadows, L (1, 7) OBP: 0.375, SLG: 0.923 87 Ryan Boldt, L (6, 7) OBP: 0.300, SLG: 0.125 | K | | G5-3 | | | K | | | | 2 | 0 | 0 | 0 | 0 | 1 | 0 | <p>Minnesota Twins @ Tampa Bay Rays</p> <p>Charlotte Sports Park, Port Charlotte, FL</p> <p>Sat Mar 13 2021, 1:05 PM - 3:09 PM EST</p> <p>Att: 1,127 - Sunny - 81 F</p> <p>livebaseballscores.com</p> | | | | | | | | | | | | | | | | | | |
| 56 Randy Arozarena, R (1, 9) OBP: 0.222, SLG: 0.176 92 Garrett Whitley, R (6, 9) | | | | G6-3 | | | | | BB | 2 | 0 | 1 | 0 | 0 | 0 | 0 | | | | | | | | | | | | | | | | | | | |
| 8 Brandon Lowe, L (1, 4) OBP: 0.235, SLG: 0.077 7 Vidal Bruján, S (6, 4) OBP: 0.357, SLG: 0.182 | | | | | G6-3 | | | | | 2 | 0 | 0 | 0 | 0 | 1 | 1 | | | | | | | | | | | | | | | | | | | |
| 2 Yandy Diaz, R (1, 5) OBP: 0.333, SLG: 0.273 65 Esteban Quiroz, L (6, 5) | | | | | | | | | | 2 | 0 | 0 | 0 | 0 | 0 | 1 | | | | | | | | | | | | | | | | | | | |
| 18 Joey Wendle, L (1, 6) 91 Greg Jones, S (6, 6) | | | | | | | | | | 2 | 0 | 0 | 0 | 0 | 2 | 0 | | | | | | | | | | | | | | | | | | | |
| 25 Yoshi Tsutsugo, L (1, 10) OBP: 0.235, SLG: 0.077 54 Taylor Walls, S (8, PH) OBP: 0.200, SLG: 0.077 | | | | | | | | | | 2 | 0 | 0 | 0 | 0 | 1 | 0 | | | | | | | | | | | | | | | | | | | |
| 10 Mike Zunino, R (1, 2) OBP: 0.167, SLG: 0.167 88 Blake Hunt, R (6, 2) | | | | | | | | | | 2 | 0 | 0 | 0 | 0 | 2 | 0 | | | | | | | | | | | | | | | | | | | |
| 39 Kevin Kiermaier, L (1, 8) OBP: 0.333, SLG: 0.333 53 Josh Lowe, L (7, 8) OBP: 0.365, SLG: 0.333 | | | | | | | | | | 2 | 0 | 0 | 0 | 0 | 2 | 0 | | | | | | | | | | | | | | | | | | | |
| 76 Dalton Kelly, L (1, 3) OBP: 0.308, SLG: 0.455 74 Brett Sullivan, L (7, 3) OBP: 0.500, SLG: 0.429 | | | | | | | | | | 2 | 0 | 0 | 0 | 0 | 2 | 0 | | | | | | | | | | | | | | | | | | | |
| | | | | | | | | | | | | | | | | | | | | | | | | | | | | | | | | | | | |
| Inning Stats | R: 0 E: 0 K: 2 S: 8 | H: 1 LOB: 1 BB: 0 P: 9 | R: 0 E: 0 K: 2 S: 7 | H: 0 LOB: 0 BB: 0 P: 7 | R: 0 E: 0 K: 2 S: 7 | H: 0 LOB: 0 BB: 0 P: 7 | R: 0 E: 0 K: 0 S: 3 | H: 0 LOB: 0 BB: 0 P: 3 | R: 0 E: 0 K: 3 S: 9 | H: 0 LOB: 0 BB: 0 P: 9 | R: 0 E: 0 K: 3 S: 9 | H: 0 LOB: 0 BB: 0 P: 9 | R: 0 E: 0 K: 1 S: 4 | H: 0 LOB: 0 BB: 1 P: 8 | R: 0 E: 0 K: 0 S: 4 | H: 1 LOB: 1 BB: 0 P: 4 | 1B: 2 2B: 0 3B: 0 HR: 0 | SF: 0 SAC: 0 DP: 0 HBP: 0 | WP: 0 PB: 0 SB: 1 CS: 1 | PA: 26 | | | | | | | | | | | | | | | |
| PITCHER | IP WLS BF H R ER SO BB IBB HBP BLK WP HR S P ERA WHIP | IP WLS BF H R ER SO BB IBB HBP BLK WP HR S P ERA WHIP | IP WLS BF H R ER SO BB IBB HBP BLK WP HR S P ERA WHIP | IP WLS BF H R ER SO BB IBB HBP BLK WP HR S P ERA WHIP | IP WLS BF H R ER SO BB IBB HBP BLK WP HR S P ERA WHIP | IP WLS BF H R ER SO BB IBB HBP BLK WP HR S P ERA WHIP | IP WLS BF H R ER SO BB IBB HBP BLK WP HR S P ERA WHIP | IP WLS BF H R ER SO BB IBB HBP BLK WP HR S P ERA WHIP | IP WLS BF H R ER SO BB IBB HBP BLK WP HR S P ERA WHIP | IP WLS BF H R ER SO BB IBB HBP BLK WP HR S P ERA WHIP | IP WLS BF H R ER SO BB IBB HBP BLK WP HR S P ERA WHIP | IP WLS BF H R ER SO BB IBB HBP BLK WP HR S P ERA WHIP | IP WLS BF H R ER SO BB IBB HBP BLK WP HR S P ERA WHIP | IP WLS BF H R ER SO BB IBB HBP BLK WP HR S P ERA WHIP | IP WLS BF H R ER SO BB IBB HBP BLK WP HR S P ERA WHIP | IP WLS BF H R ER SO BB IBB HBP BLK WP HR S P ERA WHIP | IP WLS BF H R ER SO BB IBB HBP BLK WP HR S P ERA WHIP | IP WLS BF H R ER SO BB IBB HBP BLK WP HR S P ERA WHIP | IP WLS BF H R ER SO BB IBB HBP BLK WP HR S P ERA WHIP | IP WLS BF H R ER SO BB IBB HBP BLK WP HR S P ERA WHIP | IP WLS BF H R ER SO BB IBB HBP BLK WP HR S P ERA WHIP | IP WLS BF H R ER SO BB IBB HBP BLK WP HR S P ERA WHIP | | | | | | | | | | | | | |
| 68 Randy Dobnak, R (1, 1) ERA: 66 Jorge Alcala, R (4, 1) ERA: 2.25 58 Brandon Waddell, L (5, 1) ERA: 10.8 54 Derek Law, R (6, 1) ERA: 77 Andrew Albers, L (7, 1) ERA: 6.0 | 3.0 1.0 1.0 1.0 1.0 | WLS 3 3 W S | BF 10 3 3 7 | H 1 0 0 1 | R 0 0 0 0 | ER 0 0 0 0 | SO 0 3 3 1 | BB 0 0 0 0 | IBB 0 0 0 0 | HBP 0 0 0 0 | BLK 0 0 0 0 | WP 0 0 0 0 | HR 0 3 9 9 8 | S 22 3 9 9 12 | P 23 3 9 9 12 | ERA 0.00 0.00 0.00 0.00 0.00 | WHIP 0.333 0.000 0.000 0.000 1.000 | 68 Randy Dobnak, R (1, 1) ERA: 66 Jorge Alcala, R (4, 1) ERA: 2.25 58 Brandon Waddell, L (5, 1) ERA: 10.8 54 Derek Law, R (6, 1) ERA: 77 Andrew Albers, L (7, 1) ERA: 6.0 | 1.0 1.0 1.0 1.0 2.0 | WLS 3 3 W S | BF 4 3 3 7 | H 0 | R 0 | ER 0 | SO 2 | BB 0 | IBB 0 | HBP 0 | BLK 0 | WP 0 | HR 0 | S 22 | P 23 | ERA 0.00 | WHIP 0.333 |

Minnesota Twins @ Tampa Bay Rays

Charlotte Sports Park, Port Charlotte, FL

Sat Mar 13 2021, 1:05 PM - 3:09 PM EST

Att: 1,127 - Sunny - 81 F

livebaseballscores.com

AB 28
R 1
H 4
RBI 1
BB 1
SO 7
LOB 9



Minnesota Twins @ Tampa Bay Rays

Charlotte Sports Park, Port Charlotte, FL

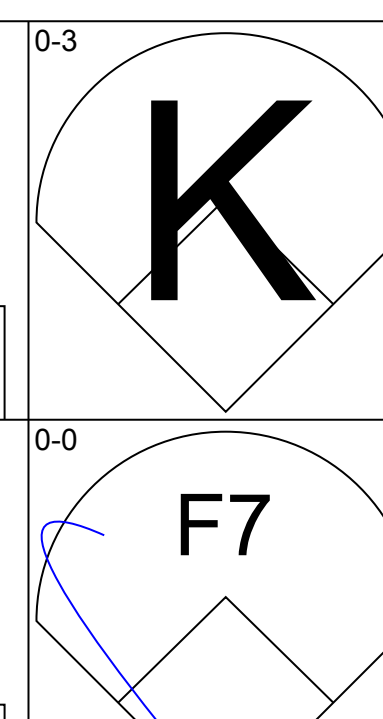
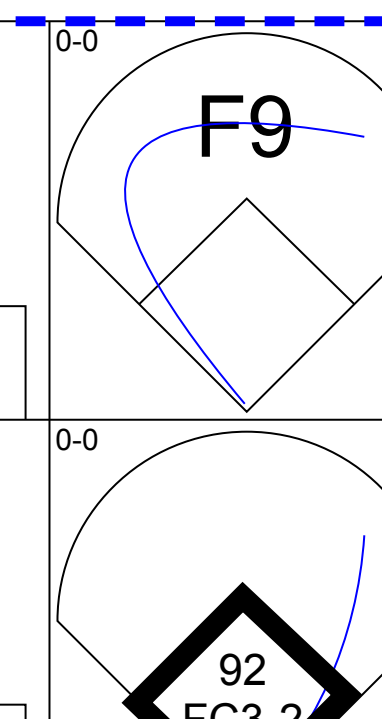
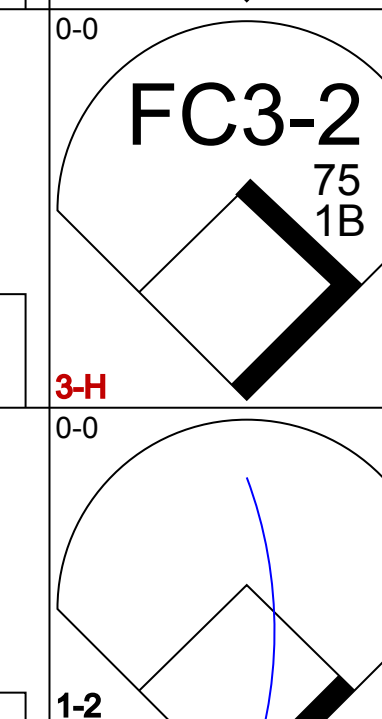
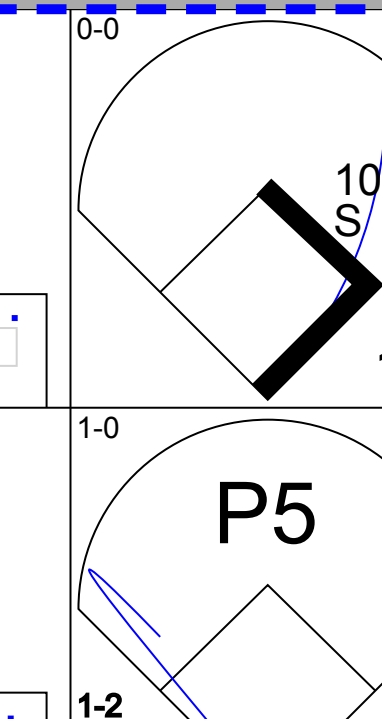
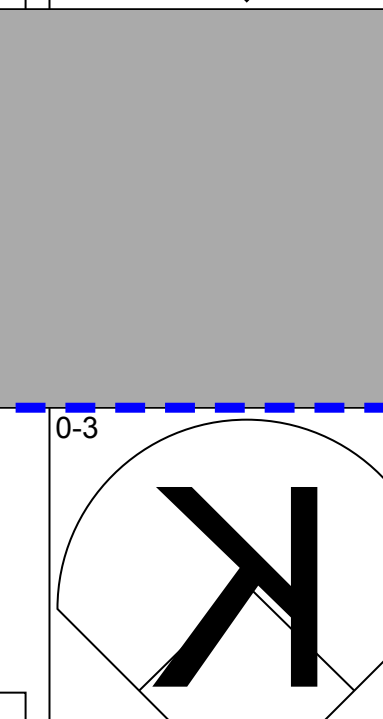
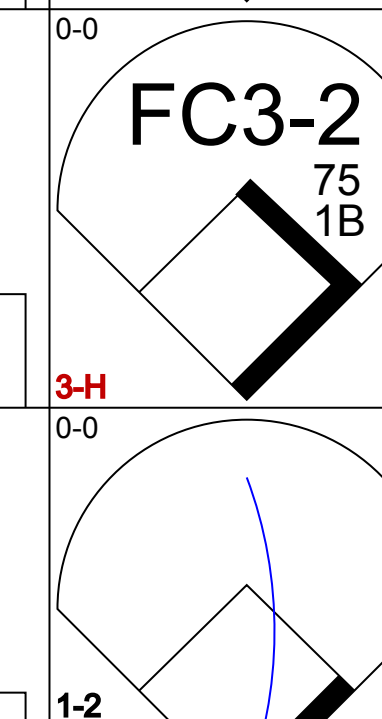
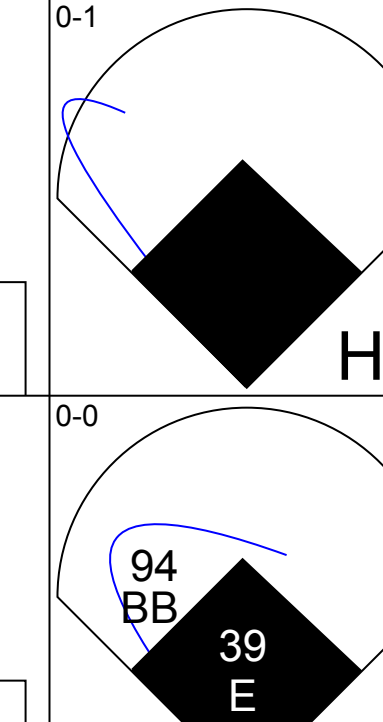
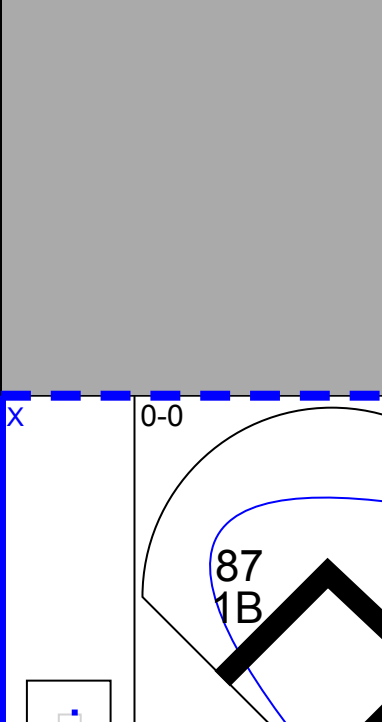
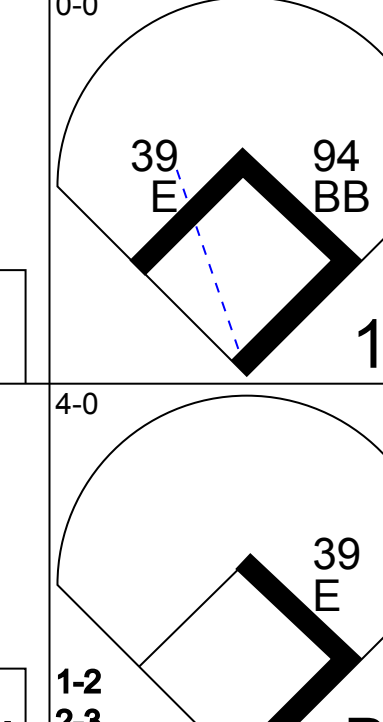
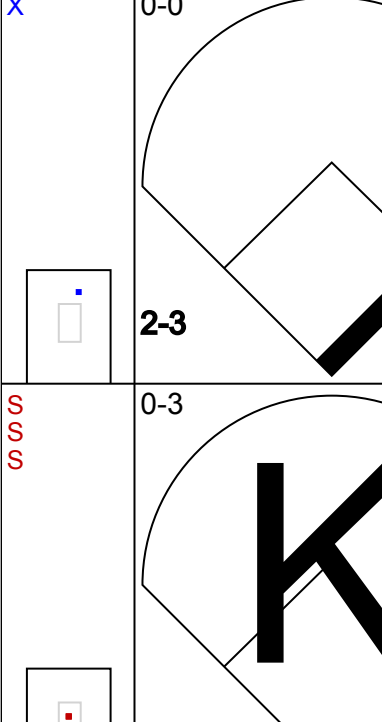
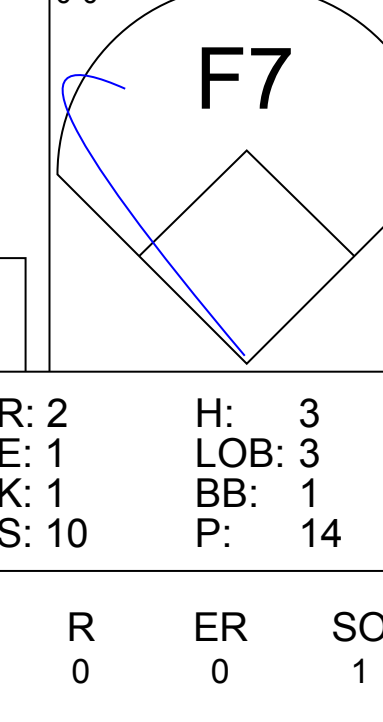
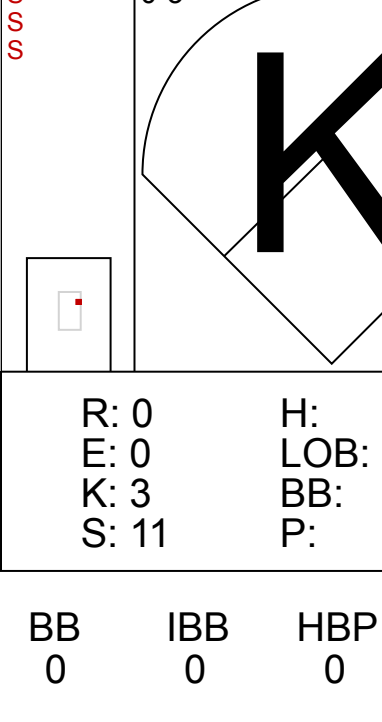
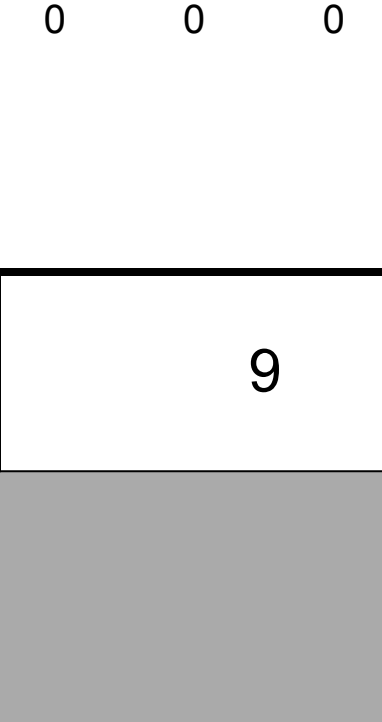
Sat Mar 13 2021, 1:05 PM - 3:09 PM EST

Att: 1,127 - Sunny - 81 F

livebaseballscores.com

AB 25
R 0
H 2
RBI 0
BB 1
SO 13
LOB 5

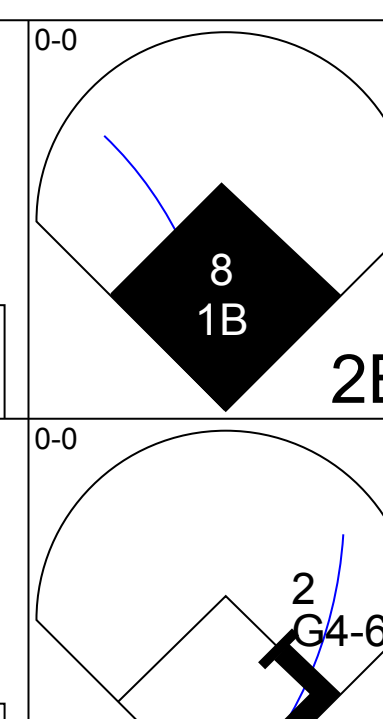
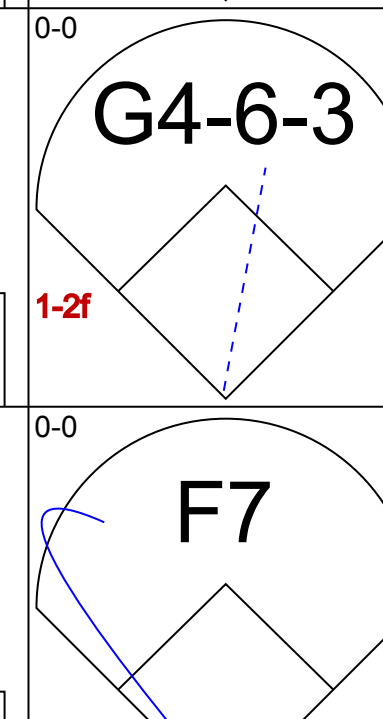
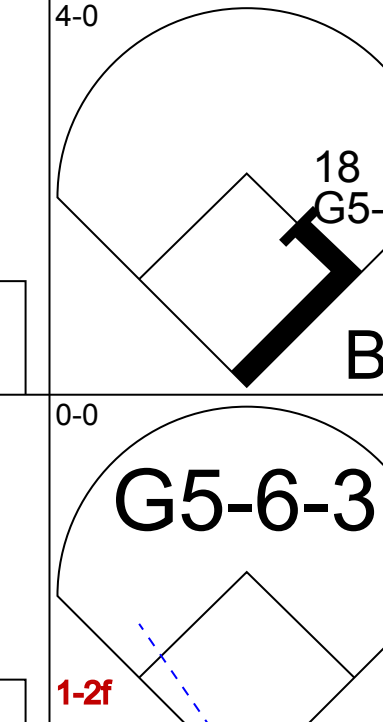
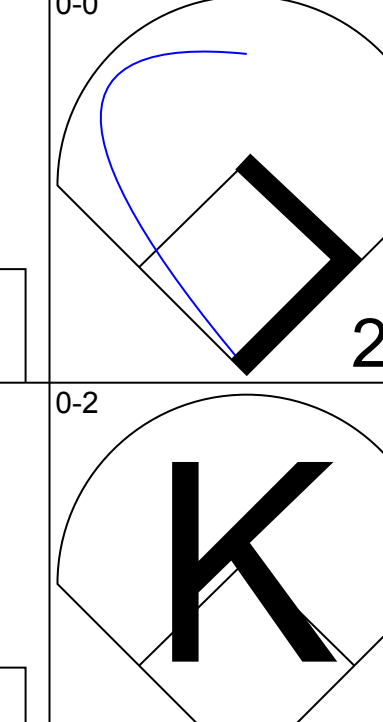
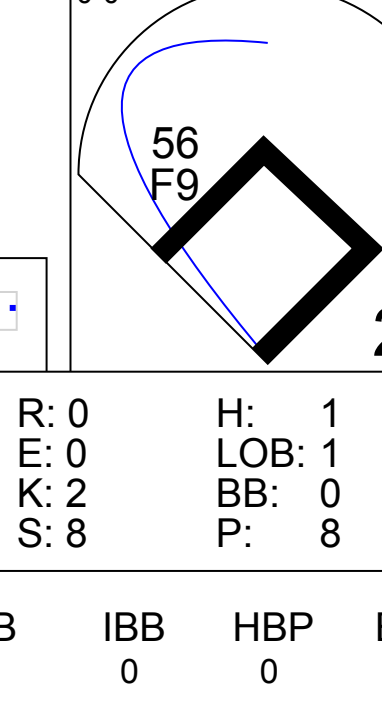


| Batter | 1 | 2 | 3 | 4 | 5 | 6 | 7 | 8 | 9 | AB | R | H | RBI | BB | SO | LOB | TOP | | | | | | | | | | | | | | | | | | | |
|---|--|---|-------------------------------|----------------------------------|------------------------------|---------------------------------|------------------------------|---|------------------------------|---------------------------------|------------------------------|---------------------------------|------------------------------|---------------------------------|-------------------------------|----------------------------------|----------------------------------|---|----------------------------------|--------|-----|----|---|---|----|----|----|-----|-----|-----|----|----|----|------|-------|------|
| 39 Christian Arroyo, R (1, 6) OBP: 0.357, SLG: 0.538 95 Chad De La Guerra, L (7, 6) OBP: 0.162, SLG: 0.100 |  | FC5 | | | | | | F9 | K | 3 | 0 | 0 | 0 | 0 | 1 | 2 | | | | | | | | | | | | | | | | | | | | |
| 99 Alex Verdugo, L (1, 8) OBP: 0.222, SLG: 0.200 93 Jarren Duran, L (6, 8) OBP: 0.429, SLG: 0.895 | F7 | L4 | | | | | |  | K | 3 | 0 | 0 | 0 | 0 | 1 | 3 | | | | | | | | | | | | | | | | | | | | |
| 28 J.D. Martinez, R (1, 7) OBP: 0.339, SLG: 0.296 92 Gilberto Jimenez, S (6, PR) (6, 7) | G4-3 | | K | | | | |  | | 3 | 0 | 1 | 0 | 0 | 1 | 0 | | | | | | | | | | | | | | | | | | | | |
| 10 Hunter Renfroe, R (1, 9) OBP: 0.286, SLG: 0.407 75 César Puello, R (6, 9) OBP: 0.436, SLG: 0.398 | | K | K | | | | |  | | 3 | 0 | 0 | 0 | 0 | 2 | 1 | | | | | | | | | | | | | | | | | | | | |
| 23 Michael Chavis, R (1, 3) OBP: 0.323, SLG: 0.724 (7, 5) | |  | K | | | | |  | | 4 | 1 | 1 | 1 | 0 | 2 | 4 | | | | | | | | | | | | | | | | | | | | |
| 29 Bobby Dalbec, R (1, 5) OBP: 0.385, SLG: 0.870 96 Austin Rei, R (9, PH) OBP: 0.667, SLG: 1.667 88 Michael Gettys, R (9, PR) OBP: 0.376, SLG: 0.444 | |  | | | | | |  | | 3 | 1 | 2 | 0 | 0 | 1 | 2 | | | | | | | | | | | | | | | | | | | | |
| 25 Kevin Plawecki, R (1, 2) OBP: 0.333, SLG: 0.111 87 Kole Cottam, R (6, 2) OBP: 0.286, SLG: 0.429 | |  | | | | | |  | | 2 | 0 | 1 | 0 | 0 | 0 | 1 | | | | | | | | | | | | | | | | | | | | |
| 94 Triston Casas, L (1, 10) (7, 3) | |  | | | | | |  | | 3 | 0 | 0 | 0 | 1 | 1 | 3 | | | | | | | | | | | | | | | | | | | | |
| 3 Jonathan Araúz, S (1, 4) OBP: 0.393, SLG: 0.654 | F7 | | | | | | |  | | 4 | 0 | 0 | 0 | 0 | 1 | 6 | | | | | | | | | | | | | | | | | | | | |
| Inning Stats | R: 0 E: 0 K: 1 S: 5 | H: 0 LOB: 0 BB: 0 P: 5 | R: 2 E: 1 K: 1 S: 10 | H: 3 LOB: 3 BB: 1 P: 14 | R: 0 E: 0 K: 3 S: 9 | H: 0 LOB: 0 BB: 0 P: 9 | R: 0 E: 0 K: 0 S: 3 | H: 1 LOB: 0 BB: 0 P: 3 | R: 0 E: 0 K: 1 S: 6 | H: 1 LOB: 2 BB: 0 P: 7 | R: 0 E: 0 K: 0 S: 3 | H: 0 LOB: 0 BB: 0 P: 3 | R: 0 E: 0 K: 1 S: 7 | H: 2 LOB: 2 BB: 0 P: 7 | R: 0 E: 0 K: 3 S: 11 | H: 2 LOB: 3 BB: 0 P: 11 | 1B: 5 2B: 2 3B: 1 HR: 1 | SF: 0 SAC: 0 DP: 1 HBP: 0 | WP: 0 PB: 0 SB: 1 CS: 0 | PA: 37 | | | | | | | | | | | | | | | | |
| PITCHER | IP | WLS | BF | H | R | ER | SO | BB | IBB | HBP | BLK | WP | HR | S | P | ERA | WHIP | PITCHER | | IP | WLS | BF | H | R | ER | SO | BB | IBB | HBP | BLK | WP | HR | S | P | ERA | WHIP |
| 67 Joe Ryan, R (1, 1) ERA: 7.2 | 1.0 | | 3 | 0 | 0 | 0 | 1 | 0 | 0 | 0 | 0 | 0 | 0 | 5 | 5 | 0.00 | 0.000 | 81 Ryan Thompson, R (7, 1) ERA: 29.7 | | 1.0 | H | 3 | 0 | 0 | 0 | 0 | 0 | 0 | 0 | 0 | 0 | 3 | 3 | 0.00 | 0.000 | |
| 60 Hunter Strickland, R (2, 1) ERA: 7.2 | 1.0 | | 8 | 3 | 2 | 1 | 1 | 1 | 0 | 0 | 0 | 0 | 1 | 10 | 14 | 9.00 | 4.000 | 47 David Hess, R (8, 1) ERA: 6.75 | | 1.0 | H | 5 | 2 | 0 | 0 | 1 | 0 | 0 | 0 | 0 | 0 | 7 | 7 | 0.00 | 2.000 | |
| 62 Shane McCannahan, L (3, 1) ERA: 7.2 | 1.0 | | 3 | 0 | 0 | 0 | 3 | 0 | 0 | 0 | 0 | 0 | 0 | 9 | 9 | 0.00 | 0.000 | 83 Kenny Rosenberg, L (9, 1) ERA: 6.75 | | 1.0 | S | 5 | 2 | 0 | 0 | 3 | 0 | 0 | 0 | 0 | 0 | 11 | 11 | 0.00 | 2.000 | |
| 19 Josh Fleming, L (4, 1) ERA: 4.5 | 2.0 | | 6 | 1 | 0 | 0 | 1 | 0 | 0 | 0 | 0 | 0 | 0 | 8 | 8 | 0.00 | 0.500 | | | | | | | | | | | | | | | | | | | |
| 29 Pete Fairbanks, R (6, 1) ERA: 4.5 | 1.0 | W | 4 | 1 | 0 | 0 | 1 | 0 | 0 | 0 | 0 | 0 | 0 | 6 | 7 | 0.00 | 1.000 | | | | | | | | | | | | | | | | | | | |

Boston Red Sox @ Tampa Bay Rays
Charlotte Sports Park, Port Charlotte, FL
Mon Mar 15 2021, 1:06 PM - 3:52 PM EDT
Att: 1,127 - Sunny - 82 F

AB 36
R 2
H 9
RBI 1
BB 1
SO 11
LOB 26



| Batter | 1 | 2 | 3 | 4 | 5 | 6 | 7 | 8 | 9 | AB | R | H | RBI | BB | SO | LOB | BOTTOM | | | | | | | | | | | | | | | | | | | |
|--|---|---------------------------------|------------------------------|---------------------------------|------------------------------|---------------------------------|------------------------------|---------------------------------|------------------------------|---------------------------------|------------------------------|----------------------------------|------------------------------|---------------------------------|----------------------------------|------------------------------------|----------------------------------|--|--|-----|-----|----|---|---|----|----|----|-----|-----|-----|----|----|---|------|-------|------|
| 56 Randy Arozarena, R (1, 10) OBP: 0.238, SLG: 0.250 49 Brendan McKay, L (7, PH) (8, 10) |  | | F9 | | | | | | | 3 | 1 | 1 | 0 | 0 | 1 | 4 | | | | | | | | | | | | | | | | | | | | |
| 8 Brandon Lowe, L (1, 7) OBP: 0.250, SLG: 0.125 87 Ryan Boldt, L (6, 7) OBP: 0.231, SLG: 0.091 |  | | K | | | | | | | 3 | 0 | 1 | 1 | 0 | 2 | 4 | | | | | | | | | | | | | | | | | | | | |
| 2 Yandy Diaz, R (1, 5) OBP: 0.333, SLG: 0.231 37 Kevin Padlo, R (6, 5) OBP: 0.231, SLG: 0.500 | G4-6-3 | | K | | | | | | | 2 | 0 | 0 | 1 | 1 | 1 | 2 | | | | | | | | | | | | | | | | | | | | |
| 17 Austin Meadows, L (1, 9) OBP: 0.316, SLG: 0.750 93 Moisés Gómez, R (6, 9) OBP: 0.417, SLG: 0.999 | F7 | | | | | | | | | 3 | 0 | 0 | 0 | 0 | 1 | 3 | | | | | | | | | | | | | | | | | | | | |
| 25 Yoshi Tsutsugo, L (1, 3) OBP: 0.263, SLG: 0.071 95 Tristan Gray, L (6, 3) OBP: 0.429, SLG: 0.750 |  | | | | | | | | | 1 | 0 | 0 | 0 | 1 | 0 | 0 | | | | | | | | | | | | | | | | | | | | |
| 18 Joey Wendle, L (1, 4) 78 Miles Mastrobuoni, L (6, 4) OBP: 0.286, SLG: 0.538 | G5-6-3 | | | | | | | | | 2 | 0 | 0 | 0 | 0 | 0 | 1 | | | | | | | | | | | | | | | | | | | | |
| 39 Kevin Kiermaier, L (1, 8) OBP: 0.500, SLG: 0.750 92 Garrett Whitley, R (6, 8) |  | | | | | | | | | 2 | 1 | 2 | 0 | 0 | 0 | 0 | | | | | | | | | | | | | | | | | | | | |
| 10 Mike Zunino, R (1, 2) OBP: 0.308, SLG: 0.100 74 Brett Sullivan, L (6, PH) (7, 2) | K | | | | | | | | | 1 | 0 | 0 | 0 | 1 | 1 | 1 | | | | | | | | | | | | | | | | | | | | |
| 1 Willy Adames, R (1, 6) OBP: 0.381, SLG: 0.389 54 Taylor Walls, S (6, 6) OBP: 0.176, SLG: 0.067 |  | | | | | | | | | 2 | 0 | 0 | 0 | 0 | 0 | 2 | | | | | | | | | | | | | | | | | | | | |
| Inning Stats | R: 1 E: 0 K: 0 S: 4 | H: 2 LOB: 0 BB: 0 P: 4 | R: 0 E: 0 K: 1 S: 5 | H: 1 LOB: 1 BB: 1 P: 9 | R: 0 E: 0 K: 2 S: 8 | H: 1 LOB: 0 BB: 0 P: 8 | R: 0 E: 0 K: 1 S: 5 | H: 0 LOB: 0 BB: 0 P: 5 | R: 1 E: 0 K: 0 S: 4 | H: 1 LOB: 1 BB: 1 P: 9 | R: 0 E: 0 K: 2 S: 8 | H: 1 LOB: 2 BB: 1 P: 12 | R: 0 E: 0 K: 0 S: 3 | H: 0 LOB: 1 BB: 1 P: 7 | 1B: 3 2B: 4 3B: 0 HR: 0 | SF: 1 SAC: 0 DP: 2 HBP: 0 | WP: 1 PB: 0 SB: 1 CS: 0 | PA: 36 | | | | | | | | | | | | | | | | | | |
| PITCHER | IP | WLS | BF | H | R | ER | SO | BB | IBB | HBP | BLK | WP | HR | S | P | ERA | WHIP | PITCHER | | IP | WLS | BF | H | R | ER | SO | BB | IBB | HBP | BLK | WP | HR | S | P | ERA | WHIP |
| 37 Nick Pivetta, R (1, 1) ERA: 3.0 | 4.0 | | 15 | 4 | 1 | 1 | 4 | 1 | 0 | 0 | 0 | 0 | 0 | 22 | 26 | 2.25 | 1.250 | 48 Colten Brewer, R (8, 1) ERA: 8.1 | | 1.0 | | 4 | 0 | 0 | 0 | 0 | 1 | 0 | 0 | 0 | 0 | 3 | 7 | 0.00 | 1.000 | |
| 19 Hirokazu Sawamura, R (5, 1) ERA: 13.5 | 0.2 | B | 6 | 1 | 1 | 1 | 2 | 3 | 0 | 0 | 0 | 1 | 0 | 7 | 19 | 13.50 | 6.000 | | | | | | | | | | | | | | | | | | | |
| 83 Josh Winkowski, R (5, 1) ERA: 3.6 | 0.1 | | 1 | 0 | 0 | 0 | 0 | 0 | 0 | 0 | 0 | 0 | 0 | 1 | 1 | 0.00 | 0.000 | | | | | | | | | | | | | | | | | | | |
| 38 Josh Taylor, L (6, 1) ERA: 2.7 | 1.0 | L | 5 | 1 | 1 | 1 | 0 | 1 | 0 | 0 | 0 | 0 | 0 | 4 | 9 | 9.00 | 2.000 | | | | | | | | | | | | | | | | | | | |
| 32 Matt Barnes, R (7, 1) ERA: 2.7 | 1.0 | | 5 | 1 | 0 | 0 | 2 | 1 | 0 | 0 | 0 | 0 | 0 | 8 | 12 | 0.00 | 2.000 | | | | | | | | | | | | | | | | | | | |

Boston Red Sox @ Tampa Bay Rays
Charlotte Sports Park, Port Charlotte, FL
Mon Mar 15 2021, 1:06 PM - 3:52 PM EDT
Att: 1,127 - Sunny - 82 F

AB 28
R 3
H 7
RBI 3
BB 7
SO 8
LOB 23



| Batter | 1 | 2 | 3 | 4 | 5 | 6 | 7 | 8 | 9 | AB | R | H | RBI | BB | SO | LOB | TOP | | | | | | | | | | |
|---|---|---|---|---|---|---|---|---|---|---|---|---|---|---|---|---|---|---|---|---|---|---|---|---|---|---|---|
| 17 Austin Meadows, L (1,7) OBP: 0.348, SLG: 0.850 94 Nathan Lukes, L (6,7) OBP: 0.444, SLG: 0.500 | | | | | | | | | | 4 | 2 | 2 | 2 | 0 | 1 | 1 | | | | | | | | | | | |
| 13 Manuel Marcol, R (1,9) OBP: 0.478, SLG: 0.526 92 Garrett Whitley, R (6,9) | | | | | | | | | | 3 | 1 | 0 | 0 | 1 | 2 | 1 | | | | | | | | | | | |
| 18 Joey Wendle, L (1,5) OBP: 0.286, SLG: 0.388 65 Esteban Quiroz, L (6,PH) (6,5) | | | | | | | | | | 3 | 1 | 3 | 1 | 0 | 0 | 0 | | | | | | | | | | | |
| 43 Mike Brosseau, R (1,3) OBP: 0.391, SLG: 0.650 76 Dalton Kelly, L (6,PH) (8,3) | | | | | | | | | | 4 | 0 | 2 | 1 | 0 | 1 | 2 | | | | | | | | | | | |
| 28 Francisco Mejia, S (1,2) OBP: 0.300, SLG: 0.353 64 Joseph Odom, R (6,2) | | | | | | | | | | 3 | 0 | 0 | 1 | 0 | 0 | 2 | | | | | | | | | | | |
| 5 Wander Franco, S (1,6) OBP: 0.273, SLG: 0.409 | | | | | | | | | | 5 | 0 | 1 | 0 | 0 | 0 | 5 | | | | | | | | | | | |
| 78 Miles Mastrobuoni, L (1,4) OBP: 0.360, SLG: 0.765 | | | | | | | | | | 4 | 2 | 2 | 1 | 1 | 2 | 3 | | | | | | | | | | | |
| 74 Brett Sullivan, L (1,10) OBP: 0.474, SLG: 0.462 | | | | | | | | | | 5 | 1 | 1 | 0 | 0 | 0 | 4 | | | | | | | | | | | |
| 87 Ryan Boldt, L (1,8) OBP: 0.389, SLG: 0.563 | | | | | | | | | | 5 | 2 | 4 | 3 | 0 | 1 | 0 | | | | | | | | | | | |
| Inning Stats | R: 3 E: 0 K: 0 S: 20 | H: 4 LOB: 2 BB: 2 P: 35 | R: 1 E: 0 K: 3 S: 14 | H: 2 LOB: 1 BB: 0 P: 22 | R: 4 E: 0 K: 0 S: 13 | H: 4 LOB: 0 BB: 0 P: 23 | R: 0 E: 0 K: 0 S: 8 | H: 1 LOB: 1 BB: 0 P: 12 | R: 1 E: 0 K: 1 S: 14 | H: 2 LOB: 1 BB: 0 P: 21 | R: 0 E: 0 K: 0 S: 9 | H: 1 LOB: 0 BB: 0 P: 18 | R: 0 E: 0 K: 2 S: 12 | H: 0 LOB: 0 BB: 0 P: 18 | R: 1 E: 0 K: 2 S: 22 | H: 3 LOB: 3 BB: 1 P: 35 | R: 0 E: 0 K: 0 S: 7 | H: 1 LOB: 0 BB: 0 P: 9 | 1B: 12 2B: 3 3B: 0 HR: 3 | SF: 1 SAC: 0 DP: 2 HBP: 0 | WP: 0 PB: 0 SB: 1 CS: 0 | PA: 46 | | | | | |
| PITCHER | IP WLS BF H R ER SO BB IBB HBP BLK WP HR S P ERA WHIP | IP WLS BF H R ER SO BB IBB HBP BLK WP HR S P ERA WHIP | IP WLS BF H R ER SO BB IBB HBP BLK WP HR S P ERA WHIP | IP WLS BF H R ER SO BB IBB HBP BLK WP HR S P ERA WHIP | IP WLS BF H R ER SO BB IBB HBP BLK WP HR S P ERA WHIP | IP WLS BF H R ER SO BB IBB HBP BLK WP HR S P ERA WHIP | IP WLS BF H R ER SO BB IBB HBP BLK WP HR S P ERA WHIP | IP WLS BF H R ER SO BB IBB HBP BLK WP HR S P ERA WHIP | IP WLS BF H R ER SO BB IBB HBP BLK WP HR S P ERA WHIP | IP WLS BF H R ER SO BB IBB HBP BLK WP HR S P ERA WHIP | IP WLS BF H R ER SO BB IBB HBP BLK WP HR S P ERA WHIP | IP WLS BF H R ER SO BB IBB HBP BLK WP HR S P ERA WHIP | IP WLS BF H R ER SO BB IBB HBP BLK WP HR S P ERA WHIP | IP WLS BF H R ER SO BB IBB HBP BLK WP HR S P ERA WHIP | IP WLS BF H R ER SO BB IBB HBP BLK WP HR S P ERA WHIP | IP WLS BF H R ER SO BB IBB HBP BLK WP HR S P ERA WHIP | IP WLS BF H R ER SO BB IBB HBP BLK WP HR S P ERA WHIP | IP WLS BF H R ER SO BB IBB HBP BLK WP HR S P ERA WHIP | IP WLS BF H R ER SO BB IBB HBP BLK WP HR S P ERA WHIP | IP WLS BF H R ER SO BB IBB HBP BLK WP HR S P ERA WHIP | IP WLS BF H R ER SO BB IBB HBP BLK WP HR S P ERA WHIP | IP WLS BF H R ER SO BB IBB HBP BLK WP HR S P ERA WHIP | IP WLS BF H R ER SO BB IBB HBP BLK WP HR S P ERA WHIP | IP WLS BF H R ER SO BB IBB HBP BLK WP HR S P ERA WHIP | | | |
| 23 Mitch Keller, R (1,1) ERA: 21.6 | 2.0 L 17 10 8 8 3 1 0 0 0 0 0 3 38 64 36.00 5.500 | 2.0 L 17 10 8 8 3 1 0 0 0 0 0 3 38 64 36.00 5.500 | 2.0 L 17 10 8 8 3 1 0 0 0 0 0 3 38 64 36.00 5.500 | 2.0 L 17 10 8 8 3 1 0 0 0 0 0 3 38 64 36.00 5.500 | 2.0 L 17 10 8 8 3 1 0 0 0 0 0 3 38 64 36.00 5.500 | 2.0 L 17 10 8 8 3 1 0 0 0 0 0 3 38 64 36.00 5.500 | 2.0 L 17 10 8 8 3 1 0 0 0 0 0 3 38 64 36.00 5.500 | 2.0 L 17 10 8 8 3 1 0 0 0 0 0 3 38 64 36.00 5.500 | 2.0 L 17 10 8 8 3 1 0 0 0 0 0 3 38 64 36.00 5.500 | 2.0 L 17 10 8 8 3 1 0 0 0 0 0 3 38 64 36.00 5.500 | 2.0 L 17 10 8 8 3 1 0 0 0 0 0 3 38 64 36.00 5.500 | 2.0 L 17 10 8 8 3 1 0 0 0 0 0 3 38 64 36.00 5.500 | 2.0 L 17 10 8 8 3 1 0 0 0 0 0 3 38 64 36.00 5.500 | 2.0 L 17 10 8 8 3 1 0 0 0 0 0 3 38 64 36.00 5.500 | 2.0 L 17 10 8 8 3 1 0 0 0 0 0 3 38 64 36.00 5.500 | 2.0 L 17 10 8 8 3 1 0 0 0 0 0 3 38 64 36.00 5.500 | 2.0 L 17 10 8 8 3 1 0 0 0 0 0 3 38 64 36.00 5.500 | 2.0 L 17 10 8 8 3 1 0 0 0 0 0 3 38 64 36.00 5.500 | 2.0 L 17 10 8 8 3 1 0 0 0 0 0 3 38 64 36.00 5.500 | 2.0 L 17 10 8 8 3 1 0 0 0 0 0 3 38 64 36.00 5.500 | 2.0 L 17 10 8 8 3 1 0 0 0 0 0 3 38 64 36.00 5.500 | 2.0 L 17 10 8 8 3 1 0 0 0 0 0 3 38 64 36.00 5.500 | 2.0 L 17 10 8 8 3 1 0 0 0 0 0 3 38 64 36.00 5.500 | 2.0 L 17 10 8 8 3 1 0 0 0 0 0 3 38 64 36.00 5.500 | | | |
| 55 Chasen Shreve, L (1,1) ERA: 4.78 | 0.2 2 0 0 0 0 1 0 0 0 0 0 0 7 14 0.00 1.500 | 0.2 2 0 0 0 0 1 0 0 0 0 0 0 7 14 0.00 1.500 | 0.2 2 0 0 0 0 1 0 0 0 0 0 0 7 14 0.00 1.500 | 0.2 2 0 0 0 0 1 0 0 0 0 0 0 7 14 0.00 1.500 | 0.2 2 0 0 0 0 1 0 0 0 0 0 0 7 14 0.00 1.500 | 0.2 2 0 0 0 0 1 0 0 0 0 0 0 7 14 0.00 1.500 | 0.2 2 0 0 0 0 1 0 0 0 0 0 0 7 14 0.00 1.500 | 0.2 2 0 0 0 0 1 0 0 0 0 0 0 7 14 0.00 1.500 | 0.2 2 0 0 0 0 1 0 0 0 0 0 0 7 14 0.00 1.500 | 0.2 2 0 0 0 0 1 0 0 0 0 0 0 7 14 0.00 1.500 | 0.2 2 0 0 0 0 1 0 0 0 0 0 0 7 14 0.00 1.500 | 0.2 2 0 0 0 0 1 0 0 0 0 0 0 7 14 0.00 1.500 | 0.2 2 0 0 0 0 1 0 0 0 0 0 0 7 14 0.00 1.500 | 0.2 2 0 0 0 0 1 0 0 0 0 0 0 7 14 0.00 1.500 | 0.2 2 0 0 0 0 1 0 0 0 0 0 0 7 14 0.00 1.500 | 0.2 2 0 0 0 0 1 0 0 0 0 0 0 7 14 0.00 1.500 | 0.2 2 0 0 0 0 1 0 0 0 0 0 0 7 14 0.00 1.500 | 0.2 2 0 0 0 0 1 0 0 0 0 0 0 7 14 0.00 1.500 | 0.2 2 0 0 0 0 1 0 0 0 0 0 0 7 14 0.00 1.500 | 0.2 2 0 0 0 0 1 0 0 0 0 0 0 7 14 0.00 1.500 | 0.2 2 0 0 0 0 1 0 0 0 0 0 0 7 14 0.00 1.500 | 0.2 2 0 0 0 0 1 0 0 0 0 0 0 7 14 0.00 1.500 | 0.2 2 0 0 0 0 1 0 0 0 0 0 0 7 14 0.00 1.500 | 0.2 2 0 0 0 0 1 0 0 0 0 0 0 7 14 0.00 1.500 | | | |
| 23 Mitch Keller, R (1,1) ERA: 21.6 | 2.0 L 17 10 8 8 3 1 0 0 0 0 0 3 38 64 36.00 5.500 | 2.0 L 17 10 8 8 3 1 0 0 0 0 0 3 38 64 36.00 5.500 | 2.0 L 17 10 8 8 3 1 0 0 0 0 0 3 38 64 36.00 5.500 | 2.0 L 17 10 8 8 3 1 0 0 0 0 0 3 38 64 36.00 5.500 | 2.0 L 17 10 8 8 3 1 0 0 0 0 0 3 38 64 36.00 5.500 | 2.0 L 17 10 8 8 3 1 0 0 0 0 0 3 38 64 36.00 5.500 | 2.0 L 17 10 8 8 3 1 0 0 0 0 0 3 38 64 36.00 5.500 | 2.0 L 17 10 8 8 3 1 0 0 0 0 0 3 38 64 36.00 5.500 | 2.0 L 17 10 8 8 3 1 0 0 0 0 0 3 38 64 36.00 5.500 | 2.0 L 17 10 8 8 3 1 0 0 0 0 0 3 38 64 36.00 5.500 | 2.0 L 17 10 8 8 3 1 0 0 0 0 0 3 38 64 36.00 5.500 | 2.0 L 17 10 8 8 3 1 0 0 0 0 0 3 38 64 36.00 5.500 | 2.0 L 17 10 8 8 3 1 0 0 0 0 0 3 38 64 36.00 5.500 | 2.0 L 17 10 8 8 3 1 0 0 0 0 0 3 38 64 36.00 5.500 | 2.0 L 17 10 8 8 3 1 0 0 0 0 0 3 38 64 36.00 5.500 | 2.0 L 17 10 8 8 3 1 0 0 0 0 0 3 38 64 36.00 5.500 | 2.0 L 17 10 8 8 3 1 0 0 0 0 0 3 38 64 36.00 5.500 | 2.0 L 17 10 8 8 3 1 0 0 0 0 0 3 38 64 36.00 5.500 | 2.0 L 17 10 8 8 3 1 0 0 0 0 0 3 38 64 36.00 5.500 | 2.0 L 17 10 8 8 3 1 0 0 0 0 0 3 38 64 36.00 5.500 | 2.0 L 17 10 8 8 3 1 0 0 0 0 0 3 38 64 36.00 5.500 | 2.0 L 17 10 8 8 3 1 0 0 0 0 0 3 38 64 36.00 5.500 | 2.0 L 17 10 8 8 3 1 0 0 0 0 0 3 38 64 36.00 5.500 | 2.0 L 17 10 8 8 3 1 0 0 0 0 0 3 38 64 36.00 5.500 | 2.0 L 17 10 8 8 3 1 0 0 0 0 0 3 38 64 36.00 5.500 | | |
| 52 Clay Holmes, R (3,1) ERA | 0.1 1 0 0 0 0 0 0 0 0 0 0 0 2 2 0.00 0.000 | 0.1 1 0 0 0 0 0 0 0 0 0 0 0 2 2 0.00 0.000 | 0.1 1 0 0 0 0 0 0 0 0 0 0 0 2 2 0.00 0.000 | 0.1 1 0 0 0 0 0 0 0 0 0 0 0 2 2 0.00 0.000 | 0.1 1 0 0 0 0 0 0 0 0 0 0 0 2 2 0.00 0.000 | 0.1 1 0 0 0 0 0 0 0 0 0 0 0 2 2 0.00 0.000 | 0.1 1 0 0 0 0 0 0 0 0 0 0 0 2 2 0.00 0.000 | 0.1 1 0 0 0 0 0 0 0 0 0 0 0 2 2 0.00 0.000 | 0.1 1 0 0 0 0 0 0 0 0 0 0 0 2 2 0.00 0.000 | 0.1 1 0 0 0 0 0 0 0 0 0 0 0 2 2 0.00 0.000 | 0.1 1 0 0 0 0 0 0 0 0 0 0 0 2 2 0.00 0.000 | 0.1 1 0 0 0 0 0 0 0 0 0 0 0 2 2 0.00 0.000 | 0.1 1 0 0 0 0 0 0 0 0 0 0 0 2 2 0.00 0.000 | 0.1 1 0 0 0 0 0 0 0 0 0 0 0 2 2 0.00 0.000 | 0.1 1 0 0 0 0 0 0 0 0 0 0 0 2 2 0.00 0.000 | 0.1 1 0 0 0 0 0 0 0 0 0 0 0 2 2 0.00 0.000 | 0.1 1 0 0 0 0 0 0 0 0 0 0 0 2 2 0.00 0.000 | 0.1 1 0 0 0 0 0 0 0 0 0 0 0 2 2 0.00 0.000 | 0.1 1 0 0 0 0 0 0 0 0 0 0 0 2 2 0.00 0.000 | 0.1 1 0 0 0 0 0 0 0 0 0 0 0 2 2 0.00 0.000 | 0.1 1 0 0 0 0 0 0 0 0 0 0 0 2 2 0.00 0.000 | 0.1 1 0 0 0 0 0 0 0 0 0 0 0 2 2 0.00 0.000 | 0.1 1 0 0 0 0 0 0 0 0 0 0 0 2 2 0.00 0.000 | 0.1 1 0 0 0 0 0 0 0 0 0 0 0 2 2 0.00 0.000 | 0.1 1 0 0 0 0 0 0 0 0 0 0 0 2 2 0.00 0.000 | 0.1 1 0 0 0 0 0 0 0 0 0 0 0 2 2 0.00 0.000 | 0.1 1 0 0 0 0 0 0 0 0 0 0 0 2 2 0.00 0.000 |
| 76 Chase De Jong, R (4,1) ERA: 1.13 | 3.0 13 4 1 1 1 0 0 0 0 0 0 0 31 45 3.00 1.333 | 3.0 13 4 1 1 1 0 0 0 0 0 0 0 31 45 3.00 1.333 | 3.0 13 4 1 1 1 0 0 0 0 0 0 0 31 45 3.00 1.333 | 3.0 13 4 1 1 1 0 0 0 0 0 0 0 31 45 3.00 1.333 | 3.0 13 4 1 1 1 0 0 0 0 0 0 0 31 45 3.00 1.333 | 3.0 13 4 1 1 1 0 0 0 0 0 0 0 31 45 3.00 1.333 | 3.0 13 4 1 1 1 0 0 0 0 0 0 0 31 45 3.00 1.333 | 3.0 13 4 1 1 1 0 0 0 0 0 0 0 31 45 3.00 1.333 | 3.0 13 4 1 1 1 0 0 0 0 0 0 0 31 45 3.00 1.333 | 3.0 13 4 1 1 1 0 0 0 0 0 0 0 31 45 3.00 1.333 | 3.0 13 4 1 1 1 0 0 0 0 0 0 0 31 45 3.00 1.333 | 3.0 13 4 1 1 1 0 0 0 0 0 0 0 31 45 3.00 1.333 | 3.0 13 4 1 1 1 0 0 0 0 0 0 0 31 45 3.00 1.333 | 3.0 13 4 1 1 1 0 0 0 0 0 0 0 31 45 3.00 1.333 | 3.0 13 4 1 1 1 0 0 0 0 0 0 0 31 45 3.00 1.333 | 3.0 13 4 1 1 1 0 0 0 0 0 0 0 31 45 3.00 1.333 | 3.0 13 4 1 1 1 0 0 0 0 0 0 0 31 45 3.00 1.333 | 3.0 13 4 1 1 1 0 0 0 0 0 0 0 31 45 3.00 1.333 | 3.0 13 4 1 1 1 0 0 0 0 0 0 0 31 45 3.00 1.333 | 3.0 13 4 1 1 1 0 0 0 0 0 0 0 31 45 3.00 1.333 | 3.0 13 4 1 1 1 0 0 0 0 0 0 0 31 45 3.00 1.333 | 3.0 13 4 1 1 1 0 0 0 0 0 0 0 31 45 3.00 1.333 | 3.0 13 4 1 1 1 0 0 0 0 0 0 0 31 45 3.00 1.333 | 3.0 13 4 1 1 1 0 0 0 0 0 0 0 31 45 3.00 1.333 | 3.0 13 4 1 1 1 0 0 0 0 0 0 0 31 45 3.00 1.333 | 3.0 13 4 1 1 1 0 0 0 0 0 0 0 31 45 3.00 1.333 | 3.0 13 4 1 1 1 0 0 0 0 0 0 0 31 45 3.00 1.333 |
| 26 Adam Frazier, L (1,4) OBP: 0.684, SLG: 1.000 81 Nick Gonzales, R (5,FR) OBP: 0.300, SLG: 0.333 | | | | | | | | | | 3 | 1 | 2 | 0 | 0 | 1 | 0 | | | | | | | | | | | |
| 13 Ke'Bryan Hayes, R (1,5) OBP: 0.483, SLG: 0.769 65 Kevin Kramer, L (6,5) OBP: 0.143, SLG: 0.100 | | | | | | | | | | 2 | 1 | 1 | 1 | 1 | 0 | 1 | | | | | | | | | | | |
| 10 Bryan Reynolds, S (1,7) OBP: 0.407, SLG: 0.609 69 Troy Stokes Jr., R (6,PH) (6,7) | | | | | | | | | | 3 | 1 | 1 | 2 | 0 | 1 | 2 | | | | | | | | | | | |
| 19 Colin Moran, L (1,3) OBP: 0.360, SLG: 0.476 35 Will Craig, R (6,3) OBP: 0.266, SLG: 0.438 | | | | | | | | | | 3 | 1 | 2 | 2 | 0 | 0 | 1 | | | | | | | | | | | |
| 25 Gregory Polanco, L (1,9) OBP: 0.471, SLG: 1.063 14 Jared Oliva, R (5,FR) (6,7) | | | | | | | | | | 3 | 0 | 1 | 0 | 0 | 1 | 2 | | | | | | | | | | | |
| 6 Anthony Alford, R (1,8) OBP: 0.444, SLG: 0.813 94 Hunter Owen, R (5,FR) OBP: 0.286, SLG: 0.417 | | | | | | | | | | 3 | 0 | 1 | 0 | 0 | 2 | 1 | | | | | | | | | | | |
| 58 Jacob Stallings, R (1,2) OBP: 0.333, SLG: 0.444 63 Andrew Susac, R (7,2) OBP: 0.222, SLG: 0.125 75 Travis Swag | | | | | | | | | | | | | | | | | | | | | | | | | | | |

| Batter | 1 | 2 | 3 | 4 | 5 | 6 | 7 | 8 | 9 | AB | R | H | RBI | BB | SO | LOB | TOP | | | | |
|--|---|---|---|---|---|---|---|---|---|---|---|---|---|---|---|---|--|---|---|---|---|
| 25 Yoshi Tsutsugo, L (1, 3) OBP: 0.320, SLG: 0.211 66 Dalton Kelly, L (6, PH) OBP: 0.333, SLG: 0.625 | F7 | 10 WP 8 1B 2B | | 1B | | K | | | K | 3 | 1 | 2 | 0 | 0 | 0 | 0 | Tampa Bay Rays @ Boston Red Sox JetBlue Park, Ft. Myers, FL Fri Mar 19 2021, 1:08 PM - 4:08 PM EDT Att. 1,911 - Partly Cloudy - 77 F | | | | |
| 10 Mike Zunino, R (1, 2) OBP: 0.388, SLG: 0.600 79 René Pinto, R (6, 2) OBP: 0.222, SLG: 0.333 | HR | 2-3 3-H 8 1B BB | | K | | K | | | K | 2 | 1 | 1 | 1 | 1 | 1 | 1 | | | | | |
| 8 Brandon Lowe, L (1, 4) OBP: 0.294, SLG: 0.238 65 Esteban Quiroz, L (6, 4) | K | 2 G5-4-3 1-2 3-H 1B | | | | E1 2 HR | | | K | 3 | 1 | 1 | 1 | 0 | 1 | 0 | | | | | |
| 2 Yandy Diaz, R (1, 10) OBP: 0.375, SLG: 0.474 64 Joseph Odom, R (7, PH) OBP: 0.200, SLG: 0.200 | | 39 E 1B | | | | 3-1 1-H HR | | | K | 3 | 1 | 2 | 2 | 0 | 0 | 2 | | | | | |
| 39 Kevin Kiermaier, L (1, 8) OBP: 0.364, SLG: 0.545 78 Miles Mastroianni, L (6, 8) OBP: 0.350, SLG: 0.722 | K | 1-2 | | F7 | | K | | | G5-3 | 3 | 0 | 0 | 0 | 0 | 2 | 1 | | | | | |
| 1 Willy Adames, R (1, 6) OBP: 0.444, SLG: 0.522 95 Tristan Gray, L (6, 6) OBP: 0.438, SLG: 0.714 | | | | | | 18 G4-6-3 1B | | | | 3 | 1 | 2 | 0 | 0 | 1 | 0 | | | | | |
| 18 Joey Wendle, L (1, 5) OBP: 0.229, SLG: 0.438 90 Xavier Edwards, S (6, 5) OBP: 0.364, SLG: 0.400 | | 18 3B | | K | | G4-6-3 1B | | | L7 | 3 | 1 | 1 | 1 | 0 | 1 | 1 | | | | | |
| 87 Ryan Boldt, L (1, 9) OBP: 0.364, SLG: 0.500 | | 25 2B 10 WP 1B | | G4-3 | | 1-2 | | | G4-3 | 4 | 1 | 1 | 1 | 0 | 1 | 1 | | | | | |
| 94 Nathan Lukes, L (1, 7) OBP: 0.400, SLG: 0.444 74 Brett Sullivan, L (5, 7) OBP: 0.429, SLG: 0.400 | | SAFE 1 | | G6-3 | | G4-3 | | | G4-3 | 2 | 0 | 0 | 0 | 0 | 0 | 1 | | | | | |
| | | | | | | | | | | | | | | | | | | | | | |
| Inning Stats | R: 1 E: 1 K: 2 S: 11 | H: 2 LOB: 1 BB: 0 P: 12 | R: 4 E: 0 K: 0 S: 7 | H: 5 LOB: 1 BB: 1 P: 11 | R: 0 E: 0 K: 2 S: 7 | H: 0 LOB: 0 BB: 0 P: 7 | R: 0 E: 0 K: 1 S: 6 | H: 1 LOB: 1 BB: 0 P: 6 | R: 2 E: 0 K: 1 S: 8 | H: 2 LOB: 0 BB: 0 P: 11 | R: 0 E: 0 K: 3 S: 9 | H: 0 LOB: 0 BB: 0 P: 9 | R: 0 E: 0 K: 0 S: 4 | H: 1 LOB: 1 BB: 0 P: 4 | R: 0 E: 0 K: 2 S: 7 | H: 0 LOB: 0 BB: 0 P: 7 | 1B: 6 2B: 1 3B: 2 HR: 2 | SF: 0 SAC: 0 DP: 2 HBP: 0 | WP: 1 PB: 0 SB: 0 CS: 0 | PA: 38 | |
| PITCHER | IP WLS BF H R ER SO BB IBB HBP BLK WP HR S P ERA WHIP | IP WLS BF H R ER SO BB IBB HBP BLK WP HR S P ERA WHIP | IP WLS BF H R ER SO BB IBB HBP BLK WP HR S P ERA WHIP | IP WLS BF H R ER SO BB IBB HBP BLK WP HR S P ERA WHIP | IP WLS BF H R ER SO BB IBB HBP BLK WP HR S P ERA WHIP | IP WLS BF H R ER SO BB IBB HBP BLK WP HR S P ERA WHIP | IP WLS BF H R ER SO BB IBB HBP BLK WP HR S P ERA WHIP | IP WLS BF H R ER SO BB IBB HBP BLK WP HR S P ERA WHIP | IP WLS BF H R ER SO BB IBB HBP BLK WP HR S P ERA WHIP | IP WLS BF H R ER SO BB IBB HBP BLK WP HR S P ERA WHIP | IP WLS BF H R ER SO BB IBB HBP BLK WP HR S P ERA WHIP | IP WLS BF H R ER SO BB IBB HBP BLK WP HR S P ERA WHIP | IP WLS BF H R ER SO BB IBB HBP BLK WP HR S P ERA WHIP | IP WLS BF H R ER SO BB IBB HBP BLK WP HR S P ERA WHIP | IP WLS BF H R ER SO BB IBB HBP BLK WP HR S P ERA WHIP | IP WLS BF H R ER SO BB IBB HBP BLK WP HR S P ERA WHIP | IP WLS BF H R ER SO BB IBB HBP BLK WP HR S P ERA WHIP | IP WLS BF H R ER SO BB IBB HBP BLK WP HR S P ERA WHIP | IP WLS BF H R ER SO BB IBB HBP BLK WP HR S P ERA WHIP | IP WLS BF H R ER SO BB IBB HBP BLK WP HR S P ERA WHIP | IP WLS BF H R ER SO BB IBB HBP BLK WP HR S P ERA WHIP |

| | |
|-----|----|
| AB | 37 |
| R | 7 |
| H | 11 |
| RBI | 6 |
| BB | 1 |
| SO | 13 |
| LOB | 8 |



| Batter | 1 | 2 | 3 | 4 | 5 | 6 | 7 | 8 | 9 | AB | R | H | RBI | BB | SO | LOB | BOTTOM | | | | |
|---|---|---|---|---|---|---|---|---|---|---|---|---|---|---|---|---|--|---|---|---|---|
| 5 Enrique Hernández, R (1, 4) OBP: 0.455, SLG: 0.520 23 Michael Chavis, R (6, 4) OBP: 0.366, SLG: 0.800 | G6-3 | | 93 2B 1B | F8 | | | HR | 93 1B 1B | | 3 | 1 | 1 | 0 | 0 | 0 | 0 | Tampa Bay Rays @ Boston Red Sox JetBlue Park, Ft. Myers, FL Fri Mar 19 2021, 1:08 PM - 4:08 PM EDT Att. 1,911 - Partly Cloudy - 77 F | | | | |
| 93 Jaren Duran, L (1, 8) OBP: 0.446, SLG: 0.815 | 2 FC4 1B | | 2 2B 2B | F7 | | | 3 3 1B | 1-H 2-H 1B | | 5 | 2 | 4 | 3 | 0 | 0 | 0 | | | | | |
| 28 J.D. Martínez, R (1, 10) OBP: 0.397, SLG: 0.285 18 Chris Herrmann, L (6, PH) OBP: 1.000, SLG: 4.000 | F9 | | K | F9 | | | K | 1-H HR | | 4 | 0 | 0 | 0 | 0 | 2 | 3 | | | | | |
| 2 Xander Bogaerts, R (1, 6) OBP: 0.333, SLG: 0.365 30 Christian Arroyo, R (6, 6) OBP: 0.314, SLG: 0.485 | SAFE SAFE FC4 | | 10 HR 2B | G6-3 | | | F9 | K | | 3 | 1 | 1 | 1 | 0 | 0 | 1 | | | | | |
| 11 Rafael Devers, L (1, 5) OBP: 0.265, SLG: 0.516 3 Jonathan Araúz, S (6, PR) OBP: 0.375, SLG: 0.586 | | | P3 | K | | 10 E 12 G5-3 BB | K | 1-2 | | 2 | 0 | 0 | 0 | 1 | 1 | 1 | | | | | |
| 10 Hunter Renfroe, R (1, 9) OBP: 0.297, SLG: 0.457 88 Michael Gettys, R (6, PR) OBP: 0.407, SLG: 0.450 | | | K | 2-H HR | | FC6 12 G5-3 | | | K | 3 | 1 | 1 | 2 | 0 | 1 | 1 | | | | | |
| 12 Marwin Gonzalez, S (1, 7) OBP: 0.397, SLG: 0.556 92 Gilberto Jimenez, S (7, 7) OBP: 0.429, SLG: 0.500 | | | 7 1B BB | G4-3 | | G5-3 | | | K | 2 | 0 | 0 | 1 | 1 | 0 | 1 | | | | | |
| 7 Christian Vázquez, R (1, 2) OBP: 0.409, SLG: 0.524 25 Kevin Plawecki, R (6, 2) OBP: 0.083, SLG: 0.083 | | | | K | | K | | | K | 2 | 0 | 1 | 0 | 0 | 1 | 0 | | | | | |
| 29 Bobby Dalbec, R (1, 3) OBP: 0.382, SLG: 0.833 94 Triston Casas, L (8, 3) OBP: 0.222, SLG: 0.143 | | | | K | | K2-3 | | | 93 PB 23 1B 1B | 3 | 0 | 0 | 0 | 0 | 2 | 4 | | | | | |
| | | | | | | | | | | | | | | | | | | | | | |
| Inning Stats | R: 0 E: 0 K: 0 S: 4 | H: 1 LOB: 1 BB: 0 P: 4 | R: 0 E: 0 K: 1 S: 6 | H: 1 LOB: 2 BB: 1 P: 10 | R: 4 E: 0 K: 2 S: 13 | H: 4 LOB: 0 BB: 0 P: 14 | R: 0 E: 0 K: 2 S: 7 | H: 0 LOB: 0 BB: 0 P: 7 | R: 0 E: 0 K: 0 S: 3 | H: 0 LOB: 0 BB: 0 P: 3 | R: 1 E: 1 K: 2 S: 8 | H: 0 LOB: 2 BB: 1 P: 12 | R: 1 E: 0 K: 2 S: 9 | H: 2 LOB: 1 BB: 0 P: 10 | R: 5 E: 0 K: 3 S: 16 | H: 5 LOB: 0 BB: 0 P: 18 | 1B: 8 2B: 2 3B: 0 HR: 3 | SF: 0 SAC: 0 DP: 0 HBP: 0 | WP: 0 PB: 1 SB: 2 CS: 0 | PA: 40 | |
| PITCHER | IP WLS BF H R ER SO BB IBB HBP BLK WP HR S P ERA WHIP | IP WLS BF H R ER SO BB IBB HBP BLK WP HR S P ERA WHIP | IP WLS BF H R ER SO BB IBB HBP BLK WP HR S P ERA WHIP | IP WLS BF H R ER SO BB IBB HBP BLK WP HR S P ERA WHIP | IP WLS BF H R ER SO BB IBB HBP BLK WP HR S P ERA WHIP | IP WLS BF H R ER SO BB IBB HBP BLK WP HR S P ERA WHIP | IP WLS BF H R ER SO BB IBB HBP BLK WP HR S P ERA WHIP | IP WLS BF H R ER SO BB IBB HBP BLK WP HR S P ERA WHIP | IP WLS BF H R ER SO BB IBB HBP BLK WP HR S P ERA WHIP | IP WLS BF H R ER SO BB IBB HBP BLK WP HR S P ERA WHIP | IP WLS BF H R ER SO BB IBB HBP BLK WP HR S P ERA WHIP | IP WLS BF H R ER SO BB IBB HBP BLK WP HR S P ERA WHIP | IP WLS BF H R ER SO BB IBB HBP BLK WP HR S P ERA WHIP | IP WLS BF H R ER SO BB IBB HBP BLK WP HR S P ERA WHIP | IP WLS BF H R ER SO BB IBB HBP BLK WP HR S P ERA WHIP | IP WLS BF H R ER SO BB IBB HBP BLK WP HR S P ERA WHIP | IP WLS BF H R ER SO BB IBB HBP BLK WP HR S P ERA WHIP | IP WLS BF H R ER SO BB IBB HBP BLK WP HR S P ERA WHIP | IP WLS BF H R ER SO BB IBB HBP BLK WP HR S P ERA WHIP | IP WLS BF H R ER SO BB IBB HBP BLK WP HR S P ERA WHIP | IP WLS BF H R ER SO BB IBB HBP BLK WP HR S P ERA WHIP |

| | |
|-----|----|
| AB | 38 |
| R | 11 |
| H | 13 |
| RBI | 11 |
| BB | 2 |
| SO | 12 |
| LOB | 16 |



| Batter | 1 | 2 | 3 | 4 | 5 | 6 | 7 | 8 | 9 | AB | R | H | RBI | BB | SO | LOB | TOP | | | | | |
|--|------------------------------|---------------------------------|-------------------------------|----------------------------------|-------------------------------|----------------------------------|------------------------------|---------------------------------|------------------------------|---------------------------------|------------------------------|---------------------------------|------------------------------|----------------------------------|------------------------------|---------------------------------|------------------------------|----------------------------------|----------------------------------|------------------------------------|----------------------------------|--------|
| 13 Ronald Acuña Jr., R OBP: 0.257, SLG: 0.484 34 Abraham Almonte, S OBP: 0.300, SLG: 0.333 | F8 | | 16 PB 16 1B BB | G6-3 | | | 23 2B 48 SF8 BB | F7 | | 2 | 1 | 0 | 0 | 1 | 0 | 0 | | | | | | |
| Ozzie Albies, S OBP: 0.385, SLG: 0.481 23 Ehire Adrianza, S OBP: 0.600, SLG: 0.783 | G5-3 | | 16 PB 16 1B 1B | F7 | | | 48 SF8 8 1B 2B | | 26 PB 26 SF9 2B | 3 | 1 | 1 | 0 | 0 | 0 | 0 | | | | | | |
| 5 Freddie Freeman, L OBP: 0.310, SLG: 0.130 48 Pablo Sandoval, S OBP: 0.394, SLG: 0.393 | K | | K | | P5 | | SF8 | | F7 | 3 | 0 | 0 | 0 | 0 | 2 | 2 | | | | | | |
| 20 Marcell Ozuna, R OBP: 0.382, SLG: 0.400 26 Phillip Ervin, R OBP: 0.357, SLG: 0.261 | | F9 | P5 | | P3 | | 60 F9 8 1B BB | | SF9 | 3 | 0 | 0 | 0 | 0 | 0 | 2 | | | | | | |
| 16 Travis d'Arnaud, R OBP: 0.391, SLG: 0.450 60 William Contreras, R OBP: 0.471, SLG: 0.500 | | 24 1B 1B | 7 HR 1B | | | | F9 | | HR | 3 | 2 | 3 | 2 | 0 | 0 | 0 | | | | | | |
| 7 Dansby Swanson, R OBP: 0.407, SLG: 0.583 8 Ryan Goins, L OBP: 0.440, SLG: 0.478 | E2 | | HR | | K | | | | 53 BB 1B | 3 | 2 | 1 | 2 | 0 | 1 | 2 | | | | | | |
| 24 Jake Lamb, L OBP: 0.300, SLG: 0.200 53 Sean Kazmar Jr., R OBP: 0.632, SLG: 1.214 | | 2-H 3-H 1B | 25 FC5-4 BB | | | | F8 | | F9 | 2 | 0 | 1 | 2 | 1 | 0 | 0 | | | | | | |
| 25 Cristian Pache, R OBP: 0.192, SLG: 0.174 33 A.J. Minter, L OBP: 0.200, SLG: 0.143 83 Braden Shewmake, R OBP: 0.200, SLG: 0.143 71 Jacob Webb, R OBP: 0.200, SLG: 0.143 | K | | FC5-4 | | | | G4-3 | | F8 | 4 | 0 | 0 | 0 | 0 | 1 | 2 | | | | | | |
| 54 Max Fried, L OBP: 0.400, SLG: 0.615 56 Carl Edwards Jr., R OBP: 0.400, SLG: 0.615 | K | | | | B5-3 | | G1-3 | | G4-3 | 3 | 0 | 0 | 0 | 0 | 1 | 1 | | | | | | |
| Inning Stats | R: 0 E: 0 K: 1 S: 5 | H: 0 LOB: 0 BB: 0 P: 5 | R: 2 E: 1 K: 2 S: 10 | H: 2 LOB: 1 BB: 0 P: 10 | R: 4 E: 0 K: 1 S: 10 | H: 3 LOB: 1 BB: 2 P: 21 | R: 0 E: 0 K: 0 S: 3 | H: 0 LOB: 0 BB: 0 P: 3 | R: 0 E: 0 K: 1 S: 6 | H: 1 LOB: 1 BB: 0 P: 6 | R: 0 E: 0 K: 0 S: 3 | H: 0 LOB: 0 BB: 0 P: 3 | R: 3 E: 0 K: 0 S: 5 | H: 2 LOB: 1 BB: 2 P: 13 | R: 0 E: 0 K: 0 S: 3 | H: 0 LOB: 0 BB: 0 P: 3 | R: 2 E: 0 K: 0 S: 8 | H: 3 LOB: 2 BB: 1 P: 14 | 1B: 7 2B: 2 3B: 0 HR: 2 | SF: 2 SAC: 0 DP: 0 HBP: 0 | WP: 0 PB: 2 SB: 0 CS: 0 | PA: 44 |
| PITCHER | IP | WLS | BF | H | R | ER | SO | BB | IBB | HBP | BLK | WP | HR | S | P | ERA | WHIP | | | | | |
| 48 Ryan Yarbrough, L ERA: 5.4 | 4.0 | L | 19 | 5 | 6 | 5 | 4 | 1 | 0 | 0 | 0 | 0 | 1 | 28 | 35 | 11.25 | 1.500 | | | | | |
| 77 Yackiel Rios, R ERA: 15.82 | 0.1 | | 2 | 0 | 0 | 0 | 0 | 1 | 0 | 0 | 0 | 0 | 0 | 1 | 5 | 0.00 | 3.000 | | | | | |
| 48 Ryan Yarbrough, L ERA: 5.4 | 4.0 | L | 19 | 5 | 6 | 5 | 4 | 1 | 0 | 0 | 0 | 0 | 1 | 28 | 35 | 11.25 | 1.500 | | | | | |
| 46 Brian Moran, L ERA: | 0.2 | | 3 | 1 | 0 | 0 | 1 | 0 | 0 | 0 | 0 | 0 | 0 | 5 | 5 | 0.00 | 1.500 | | | | | |
| 21 Cody Reed, L ERA: | 1.0 | | 3 | 0 | 0 | 0 | 0 | 0 | 0 | 0 | 0 | 0 | 0 | 3 | 3 | 0.00 | 0.000 | | | | | |
| PITCHER | IP | WLS | BF | H | R | ER | SO | BB | IBB | HBP | BLK | WP | HR | S | P | ERA | WHIP | | | | | |
| 47 David Hess, R ERA: 23.83 | 2.0 | | 10 | 2 | 3 | 3 | 0 | 2 | 0 | 0 | 0 | 0 | 0 | 8 | 16 | 13.50 | 2.000 | | | | | |
| 60 Hunter Strickland, R ERA: 9.0 | 1.0 | | 7 | 3 | 2 | 2 | 0 | 1 | 0 | 0 | 0 | 0 | 1 | 8 | 14 | 18.00 | 4.000 | | | | | |

Atlanta Braves @ Tampa Bay Rays
Charlotte Sports Park, Port Charlotte, FL
Sun Mar 21 2021, 1:06 PM - 4:01 PM EDT
Att: 1,127 - Cloudy - 64 F

AB 37
R 11
H 11
RBI 11
BB 5
SO 5
LOB 15



| Batter | 1 | 2 | 3 | 4 | 5 | 6 | 7 | 8 | 9 | AB | R | H | RBI | BB | SO | LOB | BOTTOM | | | | |
|--|------------------------------|---------------------------------|------------------------------|---------------------------------|------------------------------|---------------------------------|------------------------------|---------------------------------|------------------------------|---------------------------------|------------------------------|---------------------------------|------------------------------|---------------------------------|------------------------------|---------------------------------|----------------------------------|------------------------------------|----------------------------------|--------|--|
| 39 Kevin Kiermaier, L OBP: 0.397, SLG: 0.500 92 Garrett Whitley, R OBP: 0.397, SLG: 0.500 | 56 L3 1B | | G4-3 | | | | | | K | 3 | 0 | 1 | 0 | 0 | 0 | 0 | | | | | |
| 56 Randy Arozarena, R OBP: 0.287, SLG: 0.276 74 Brett Sullivan, L OBP: 0.409, SLG: 0.375 | L3 | | | | K | | G6-3 | | G5-3 | 3 | 0 | 0 | 0 | 0 | 1 | 1 | | | | | |
| 8 Brandon Lowe, L OBP: 0.310, SLG: 0.250 78 Miles Mastrobuoni, L OBP: 0.292, SLG: 0.591 | K | | | | G3-1 | | 25 1B 1B | | F7 | 3 | 0 | 1 | 0 | 0 | 1 | 0 | | | | | |
| 2 Yandy Diaz, R OBP: 0.333, SLG: 0.409 76 Dalton Kelly, L OBP: 0.394, SLG: 0.579 | | L4 | | | G4-3 | | K | | 1B | 3 | 0 | 0 | 0 | 0 | 1 | 1 | | | | | |
| 25 Yoshi Tsutsugo, L OBP: 0.321, SLG: 0.227 95 Tristan Gray, L OBP: 0.389, SLG: 0.625 | K | | | | | | F8 | | G4-3 | 3 | 0 | 1 | 0 | 0 | 1 | 0 | | | | | |
| 1 Willy Adames, R OBP: 0.448, SLG: 0.520 5 Wander Franco, S OBP: 0.222, SLG: 0.333 | F9 | | | | | | 18 G6-4-3 1B | | G3-1 | 2 | 0 | 1 | 0 | 0 | 0 | 0 | | | | | |
| 18 Joey Wendle, L OBP: 0.283, SLG: 0.389 65 Esteban Quiroz, L OBP: 0.273, SLG: 0.200 | | | P4 | | G6-4-3 | | | | P5 | 2 | 0 | 0 | 0 | 0 | 1 | 0 | | | | | |
| 10 Mike Zunino, R OBP: 0.333, SLG: 0.529 64 Joseph Odom, R OBP: 0.273, SLG: 0.200 | | | K | | | | K | | | 2 | 0 | 0 | 0 | 0 | 2 | 0 | | | | | |
| 87 Ryan Boldt, L OBP: 0.360, SLG: 0.609 | | | | | | | F8 | | F8 | 3 | 1 | 1 | 1 | 0 | 0 | 1 | | | | | |
| Inning Stats | R: 0 E: 0 K: 1 S: 5 | H: 1 LOB: 0 BB: 0 P: 5 | R: 0 E: 0 K: 1 S: 5 | H: 0 LOB: 0 BB: 0 P: 5 | R: 1 E: 0 K: 1 S: 7 | H: 1 LOB: 0 BB: 0 P: 9 | R: 0 E: 0 K: 1 S: 5 | H: 0 LOB: 0 BB: 0 P: 5 | R: 0 E: 0 K: 1 S: 5 | H: 0 LOB: 0 BB: 0 P: 5 | R: 0 E: 0 K: 1 S: 7 | H: 2 LOB: 2 BB: 0 P: 7 | R: 0 E: 0 K: 1 S: 5 | H: 0 LOB: 1 BB: 1 P: 9 | R: 0 E: 0 K: 0 S: 4 | H: 1 LOB: 0 BB: 0 P: 4 | 1B: 5 2B: 1 3B: 0 HR: 1 | SF: 0 SAC: 0 DP: 2 HBP: 0 | WP: 0 PB: 0 SB: 0 CS: 0 | PA: 32 | |
| PITCHER | IP | WLS | BF | H | R | ER | SO | BB | IBB | HBP | BLK | WP | HR | S | P | ERA | WHIP | | | | |
| 54 Max Fried, L ERA: 1.8 | 6.0 | W | 19 | 3 | 1 | 1 | 5 | 0 | 0 | 0 | 0 | 0 | 0 | 7 | 7 | 0.00 | 2.000 | | | | |
| 56 Carl Edwards Jr., R ERA: 1.23 | 1.0 | | 5 | 2 | 0 | 0 | 1 | 0 | 0 | 0 | 0 | 0 | 0 | 5 | 9 | 0.00 | 1.000 | | | | |
| 33 A.J. Minter, L ERA: 3.38 | 1.0 | | 4 | 0 | 0 | 0 | 1 | 1 | 0 | 0 | 0 | 0 | 0 | 4 | 4 | 0.00 | 1.000 | | | | |
| 71 Jacob Webb, R ERA: 1.5 | 1.0 | | 4 | 1 | 0 | 0 | 0 | 0 | 0 | 0 | 0 | 0 | 0 | 4 | 4 | 0.00 | 1.000 | | | | |

Atlanta Braves @ Tampa Bay Rays
Charlotte Sports Park, Port Charlotte, FL
Sun Mar 21 2021, 1:06 PM - 4:01 PM EDT
Att: 1,127 - Cloudy - 64 F

AB 31
R 1
H 6
RBI 1
BB 1
SO 7
LOB 8



| Batter | 1 | 2 | 3 | 4 | 5 | 6 | 7 | 8 | 9 | AB | R | H | RBI | BB | SO | LOB | TOP | | | | | | | | | | | |
|--|------------------------------|---------------------------------|------------------------------|---------------------------------|------------------------------|---------------------------------|------------------------------|---------------------------------|------------------------------|---------------------------------|------------------------------|---------------------------------|------------------------------|---------------------------------|------------------------------|---------------------------------|--|------------------------------|---------------------------------|----------------------------------|------------------------------------|----------------------------------|--------|--|--|--|--|--|
| 28 Francisco Mejia, S OBP: 0.308, SLG: 0.348 64 Joseph Odom, R OBP: 0.250, SLG: 0.182 | | | | | | | | | | 3 | 1 | 1 | 0 | 0 | 1 | 0 | <p>Tampa Bay Rays @ Baltimore Orioles Ed Smith Stadium, Sarasota, FL Tue Mar 23 2021, 1:08 PM - 3:41 PM EDT Att: 1,750 - Sunny - 73 F</p> | | | | | | | | | | | |
| 25 Yoshi Tsutsugo, L OBP: 0.323, SLG: 0.240 76 Dalton Kelly, L OBP: 0.320, SLG: 0.500 | | | | | | | | | | 3 | 0 | 1 | 0 | 0 | 1 | 1 | | | | | | | | | | | | |
| 43 Mike Brosseau, R OBP: 0.394, SLG: 0.690 5 Wander Franco, S OBP: 0.214, SLG: 0.321 | | | | | | | | | | 3 | 0 | 1 | 0 | 0 | 0 | 1 | | | | | | | | | | | | |
| 18 Joey Wendle, L OBP: 0.318, SLG: 0.476 91 Greg Jones, S | | | | | | | | | | 3 | 1 | 2 | 1 | 0 | 0 | 1 | | | | | | | | | | | | |
| 87 Ryan Boldt, L OBP: 0.345, SLG: 0.593 97 Chris Betts, L | | | | | | | | | | 3 | 1 | 1 | 1 | 0 | 0 | 2 | | | | | | | | | | | | |
| 95 Tristan Gray, L OBP: 0.391, SLG: 0.714 | | | | | | | | | | 4 | 0 | 1 | 0 | 0 | 1 | 0 | | | | | | | | | | | | |
| 93 Moisés Gómez, R OBP: 0.353, SLG: 0.698 92 Garrett Whitley, R | | | | | | | | | | 3 | 0 | 0 | 1 | 0 | 2 | 1 | | | | | | | | | | | | |
| 74 Brett Sullivan, L OBP: 0.370, SLG: 0.333 | | | | | | | | | | 3 | 0 | 1 | 0 | 0 | 0 | 0 | | | | | | | | | | | | |
| 65 Esteban Quiroz, L OBP: 0.158, SLG: 0.059 | | | | | | | | | | 3 | 0 | 1 | 0 | 0 | 0 | 2 | | | | | | | | | | | | |
| Inning Stats | R: 1 E: 0 K: 0 S: 5 | H: 3 LOB: 1 BB: 0 P: 5 | R: 0 E: 0 K: 2 S: 7 | H: 0 LOB: 0 BB: 0 P: 7 | R: 0 E: 0 K: 1 S: 5 | H: 0 LOB: 0 BB: 0 P: 5 | R: 2 E: 0 K: 0 S: 7 | H: 4 LOB: 2 BB: 0 P: 7 | R: 0 E: 0 K: 1 S: 6 | H: 1 LOB: 1 BB: 0 P: 6 | R: 0 E: 0 K: 1 S: 5 | H: 0 LOB: 0 BB: 0 P: 5 | R: 0 E: 0 K: 1 S: 5 | H: 1 LOB: 0 BB: 0 P: 6 | R: 0 E: 0 K: 1 S: 5 | H: 0 LOB: 0 BB: 0 P: 5 | | R: 0 E: 0 K: 1 S: 5 | H: 0 LOB: 0 BB: 0 P: 5 | 1B: 7 2B: 3 3B: 0 HR: 0 | SF: 0 SAC: 0 DP: 1 HBP: 0 | WP: 0 PB: 0 SB: 0 CS: 1 | PA: 35 | | | | | |
| PITCHER | IP | WLS | BF | H | R | ER | SO | BB | IBB | HBP | BLK | WP | HR | S | P | ERA | WHIP | | | | | | | | | | | |
| 62 César Valdez, R ERA: 1.8 | 3.0 | W | 11 | 3 | 1 | 1 | 3 | 0 | 0 | 0 | 0 | 0 | 0 | 0 | 17 | 17 | 3.00 | 1.000 | | | | | | | | | | |
| 55 Dillon Tate, R ERA: 11.57 | 0.2 | H | 6 | 4 | 2 | 2 | 0 | 0 | 0 | 0 | 0 | 0 | 0 | 6 | 6 | 27.00 | 6.000 | | | | | | | | | | | |
| 74 Evan Phillips, R ERA: 0.31 | 0.1 | H | 1 | 0 | 0 | 0 | 0 | 0 | 0 | 0 | 0 | 0 | 0 | 1 | 1 | 0.00 | 0.000 | | | | | | | | | | | |
| 71 Conner Greene, R ERA: 1.13 | 3.0 | H | 10 | 2 | 0 | 0 | 3 | 0 | 0 | 0 | 0 | 0 | 0 | 16 | 17 | 0.00 | 0.667 | | | | | | | | | | | |
| 70 Travis Lakins Sr., R ERA: 7.11 | 2.0 | S | 6 | 0 | 0 | 0 | 2 | 0 | 0 | 0 | 0 | 0 | 0 | 10 | 10 | 0.00 | 0.000 | | | | | | | | | | | |

| | |
|-----|----|
| AB | 34 |
| R | 3 |
| H | 9 |
| RBI | 3 |
| BB | 0 |
| SO | 8 |
| LOB | 9 |



| Batter | 1 | 2 | 3 | 4 | 5 | 6 | 7 | 8 | 9 | AB | R | H | RBI | BB | SO | LOB | BOTTOM | | | | | | | | | | |
|--|------------------------------|---------------------------------|------------------------------|---------------------------------|-------------------------------|----------------------------------|------------------------------|---------------------------------|------------------------------|----------------------------------|------------------------------|---------------------------------|------------------------------|---------------------------------|------------------------------|---------------------------------|--|----------------------------------|------------------------------------|----------------------------------|--------|--|--|--|--|--|--|
| 31 Cedric Mullins, L OBP: 0.267, SLG: 0.465 26 Chris Shaw, L OBP: 0.278, SLG: 0.071 | | | | | | | | | | 4 | 0 | 0 | 0 | 0 | 0 | 1 | <p>Tampa Bay Rays @ Baltimore Orioles Ed Smith Stadium, Sarasota, FL Tue Mar 23 2021, 1:08 PM - 3:41 PM EDT Att: 1,750 - Sunny - 73 F</p> | | | | | | | | | | |
| 16 Trev Mancini, R OBP: 0.350, SLG: 0.500 Tyler Nevin, R OBP: 0.370, SLG: 0.273 | | | | | | | | | | 3 | 1 | 2 | 2 | 0 | 1 | 0 | | | | | | | | | | | |
| 25 Anthony Santander, S OBP: 0.497, SLG: 0.379 Yusniel Diaz, R OBP: 0.357, SLG: 0.520 | | | | | | | | | | 2 | 1 | 1 | 0 | 1 | 0 | 1 | | | | | | | | | | | |
| 3 Maikel Franco, R OBP: 0.333, SLG: 1.000 Rylan Bannon, R OBP: 0.400, SLG: 0.278 | | | | | | | | | | 3 | 1 | 1 | 2 | 0 | 2 | 2 | | | | | | | | | | | |
| 2 Freddy Galvis, S OBP: 0.290, SLG: 0.400 1 Richie Martin, R OBP: 0.250, SLG: 0.250 | | | | | | | | | | 3 | 0 | 0 | 0 | 0 | 1 | 0 | | | | | | | | | | | |
| 21 Austin Hays, R OBP: 0.419, SLG: 0.600 Ryan McKenna, R OBP: 0.367, SLG: 0.261 | | | | | | | | | | 3 | 0 | 1 | 0 | 0 | 1 | 0 | | | | | | | | | | | |
| 96 Adley Rutschman, S OBP: 0.309, SLG: 0.467 90 Maverick Handley, R | | | | | | | | | | 3 | 0 | 1 | 0 | 0 | 2 | 1 | | | | | | | | | | | |
| 11 Pat Valaika, R OBP: 0.282, SLG: 0.472 | | | | | | | | | | 3 | 0 | 1 | 0 | 0 | 0 | 1 | | | | | | | | | | | |
| 29 Ramón Uriás, R OBP: 0.243, SLG: 0.314 78 Jahmai Jones, R OBP: 0.261, SLG: 0.300 | | | | | | | | | | 3 | 1 | 1 | 0 | 0 | 1 | 0 | | | | | | | | | | | |
| Inning Stats | R: 0 E: 0 K: 1 S: 6 | H: 1 LOB: 1 BB: 0 P: 6 | R: 0 E: 0 K: 0 S: 4 | H: 2 LOB: 2 BB: 0 P: 4 | R: 4 E: 0 K: 1 S: 10 | H: 4 LOB: 0 BB: 0 P: 12 | R: 0 E: 0 K: 1 S: 5 | H: 0 LOB: 0 BB: 0 P: 5 | R: 0 E: 0 K: 2 S: 7 | H: 0 LOB: 1 BB: 1 P: 11 | R: 0 E: 0 K: 2 S: 8 | H: 1 LOB: 1 BB: 0 P: 8 | R: 0 E: 0 K: 1 S: 5 | H: 0 LOB: 0 BB: 0 P: 5 | R: 0 E: 0 K: 0 S: 4 | H: 1 LOB: 1 BB: 0 P: 4 | | 1B: 5 2B: 1 3B: 1 HR: 2 | SF: 0 SAC: 0 DP: 0 HBP: 0 | WP: 0 PB: 0 SB: 0 CS: 0 | PA: 33 | | | | | | |
| PITCHER | IP | WLS | BF | H | R | ER | SO | BB | IBB | HBP | BLK | WP | HR | S | P | ERA | WHIP | | | | | | | | | | |
| 34 Trevor Richards, R ERA: 9.82 | 4.1 | L | 19 | 7 | 4 | 4 | 3 | 1 | 0 | 0 | 0 | 0 | 0 | 6 | 10 | 0.00 | 1.500 | | | | | | | | | | |
| 50 Chaz Roe, R ERA: 10.13 | 0.2 | | 3 | 0 | 0 | 0 | 2 | 1 | 0 | 0 | 0 | 0 | 0 | 6 | 10 | 0.00 | 1.500 | | | | | | | | | | |
| 31 Collin McHugh, R ERA: 7.2 | 2.0 | | 7 | 1 | 0 | 0 | 3 | 0 | 0 | 0 | 0 | 0 | 0 | 13 | 13 | 0.00 | 0.500 | | | | | | | | | | |
| 71 Ryan Sherriff, L ERA: 2.25 | 1.0 | | 4 | 1 | 0 | 0 | 0 | 0 | 0 | 0 | 0 | 0 | 0 | 4 | 4 | 0.00 | 1.000 | | | | | | | | | | |

| | |
|-----|----|
| AB | 32 |
| R | 4 |
| H | 9 |
| RBI | 4 |
| BB | 1 |
| SO | 8 |
| LOB | 9 |




| Batter | 1 | 2 | 3 | 4 | 5 | 6 | 7 | 8 | 9 | AB | R | H | RBI | BB | SO | LOB | TOP | | | | |
|--|---|---|---|---|---|---|---|---|---|---|---|---|---|---|---|---|---|---|---|---|---|
| 26 Max Kepler, L OBP: 0.061, SLG: 0.061 16 Keon Broxton, R OBP: 0.414, SLG: 0.520 | 1-0 P4 | | 0-0 G3 | | 0-0 G4-3 | | 0-0 G4-3 | | 0-3 K | 3 | 0 | 0 | 0 | 0 | 0 | 0 | Minnesota Twins @ Tampa Bay Rays Charlotte Sports Park, Port Charlotte, FL Wed Mar 24, 2021, 1:07 PM - 3:58 PM EDT Att. 1,127 - Partly Cloudy - 79 F | | | | |
| 20 Josh Donaldson, R OBP: 0.292, SLG: 0.391 12 Andrew Romine, S OBP: 0.222, SLG: 0.308 | 4-0 BB | | 0-0 G5-3 | | 0-2 K | | 0-3 K2-3 | | | 2 | 0 | 0 | 0 | 1 | 1 | 0 | | | | | |
| 23 Nelson Cruz, R OBP: 0.281, SLG: 0.590 90 Caleb Hamilton, R OBP: 0.333, SLG: 0.500 | 0-3 K | | | 0-0 G5-3 | | 0-0 11 PB 11B | | 0-0 G4-3 | | 3 | 0 | 1 | 0 | 0 | 1 | 1 | | | | | |
| 11 Jorge Polanco, S OBP: 0.429, SLG: 0.448 87 Jose Miranda, R OBP: 0.273, SLG: 0.290 | 0-3 K | | | 0-0 F8 | | 0-1 25 FC4 1B | | 0-0 F9 | | 3 | 0 | 1 | 1 | 0 | 1 | 1 | | | | | |
| 25 Byron Buxton, R OBP: 0.161, SLG: 0.310 24 Trevor Larnach, L OBP: 0.333, SLG: 1.111 | | 0-0 E5 27 G6-4-3 | | 0-0 27 HR 3B | | 0-0 64 2B 1B | | 2-0 HR | | 3 | 1 | 1 | 0 | 0 | 0 | 1 | | | | | |
| 27 Ryan Jeffers, R OBP: 0.276, SLG: 0.407 76 Tomás Telis, S OBP: 0.231, SLG: 0.167 | | 0-0 G6-4-3 | | 0-1 HR | | 0-0 64 2B 1B | | 0-0 G6-3 | | 3 | 1 | 2 | 2 | 0 | 0 | 1 | | | | | |
| 9 Andreton Simmonds, R OBP: 0.190, SLG: 0.350 89 Drew Maggi, R OBP: 0.286, SLG: 0.462 | | 2-2 HR | | 0-0 64 2B 1B | | 0-0 F8 | | 0-0 G6-3 | | 3 | 1 | 2 | 1 | 0 | 0 | 2 | | | | | |
| 64 Williams Astudillo, R OBP: 0.394, SLG: 0.677 96 Aaron Sabato, R OBP: 0.154, SLG: 0.083 | | 0-0 F8 | | 1-0 F8 | | 0-0 1-3 2H 2B | | 0-3 K | | 3 | 0 | 1 | 1 | 0 | 0 | 1 | | | | | |
| 50 Brent Rooker, R OBP: 0.300, SLG: 0.500 98 Spencer Steer, R OBP: 0.200, SLG: 0.300 | | | 0-0 G1-3 | | 0-0 F9 | | 0-3 K | | 0-0 G6-3 | 3 | 0 | 0 | 0 | 0 | 1 | 3 | | | | | |
| | | | | | | | | | | 1B: 4 | SF: 0 | 2B: 1 | SAC: 0 | 3B: 1 | DP: 1 | HBP: 0 | | | | | |
| Inning Stats | R: 0 E: 0 K: 2 S: 7 | H: 0 LOB: 1 BB: 1 P: 12 | R: 1 E: 1 K: 0 S: 6 | H: 1 LOB: 0 BB: 0 P: 8 | R: 0 E: 0 K: 0 S: 3 | H: 0 LOB: 0 BB: 0 P: 3 | R: 2 E: 0 K: 0 S: 7 | H: 3 LOB: 1 BB: 0 P: 8 | R: 0 E: 0 K: 1 S: 5 | H: 0 LOB: 0 BB: 0 P: 5 | R: 2 E: 0 K: 1 S: 10 | H: 4 LOB: 3 BB: 0 P: 10 | R: 0 E: 0 K: 1 S: 5 | H: 0 LOB: 0 BB: 0 P: 5 | R: 1 E: 0 K: 0 S: 4 | H: 1 LOB: 0 BB: 0 P: 6 | R: 0 E: 0 K: 2 S: 7 | H: 0 LOB: 0 BB: 0 P: 7 | WP: 0 PB: 1 SB: 1 CS: 0 | PA: 37 | |
| PITCHER | IP WLS BF H R ER SO BB IBB HBP BLK WP HR S P ERA WHIP | IP WLS BF H R ER SO BB IBB HBP BLK WP HR S P ERA WHIP | IP WLS BF H R ER SO BB IBB HBP BLK WP HR S P ERA WHIP | IP WLS BF H R ER SO BB IBB HBP BLK WP HR S P ERA WHIP | IP WLS BF H R ER SO BB IBB HBP BLK WP HR S P ERA WHIP | IP WLS BF H R ER SO BB IBB HBP BLK WP HR S P ERA WHIP | IP WLS BF H R ER SO BB IBB HBP BLK WP HR S P ERA WHIP | IP WLS BF H R ER SO BB IBB HBP BLK WP HR S P ERA WHIP | IP WLS BF H R ER SO BB IBB HBP BLK WP HR S P ERA WHIP | IP WLS BF H R ER SO BB IBB HBP BLK WP HR S P ERA WHIP | IP WLS BF H R ER SO BB IBB HBP BLK WP HR S P ERA WHIP | IP WLS BF H R ER SO BB IBB HBP BLK WP HR S P ERA WHIP | IP WLS BF H R ER SO BB IBB HBP BLK WP HR S P ERA WHIP | IP WLS BF H R ER SO BB IBB HBP BLK WP HR S P ERA WHIP | IP WLS BF H R ER SO BB IBB HBP BLK WP HR S P ERA WHIP | IP WLS BF H R ER SO BB IBB HBP BLK WP HR S P ERA WHIP | IP WLS BF H R ER SO BB IBB HBP BLK WP HR S P ERA WHIP | IP WLS BF H R ER SO BB IBB HBP BLK WP HR S P ERA WHIP | IP WLS BF H R ER SO BB IBB HBP BLK WP HR S P ERA WHIP | IP WLS BF H R ER SO BB IBB HBP BLK WP HR S P ERA WHIP | IP WLS BF H R ER SO BB IBB HBP BLK WP HR S P ERA WHIP |
| 22 Chris Archer, R ERA: 1.35 | 3.1 | 12 | 1 | 1 | 1 | 2 | 1 | 0 | 0 | 0 | 0 | 0 | 0 | 0 | 0 | 0 | 27.00 | 4.500 | | | |
| 96 Joey Krehbiel, R ERA: 11.12 | 0.2 | 5 | 3 | 2 | 2 | 0 | 0 | 0 | 0 | 0 | 0 | 0 | 0 | 0 | 0 | 0 | 27.00 | 4.500 | | | |
| 63 Diego Castillo, R ERA: 7.36 | 1.0 | 3 | 0 | 0 | 0 | 1 | 0 | 0 | 0 | 0 | 0 | 0 | 0 | 0 | 0 | 0 | 0.00 | 0.000 | | | |
| 70 Nick Anderson, R ERA: 5.4 | 0.2 | 6 | 4 | 2 | 2 | 0 | 0 | 0 | 0 | 0 | 0 | 0 | 0 | 0 | 0 | 0 | 0.00 | 0.000 | | | |
| 29 Pete Fairbanks, R ERA: 5.4 | 0.1 | 1 | 0 | 0 | 0 | 1 | 0 | 0 | 0 | 0 | 0 | 0 | 0 | 0 | 0 | 0 | 0.00 | 0.000 | | | |

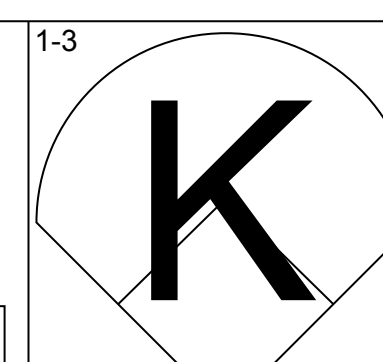
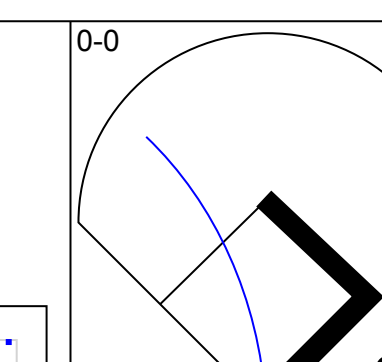
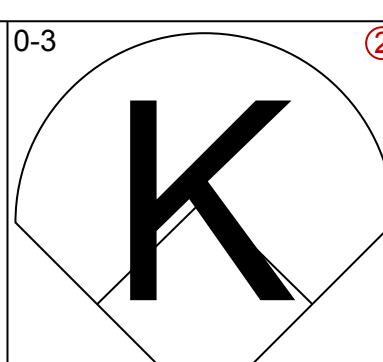
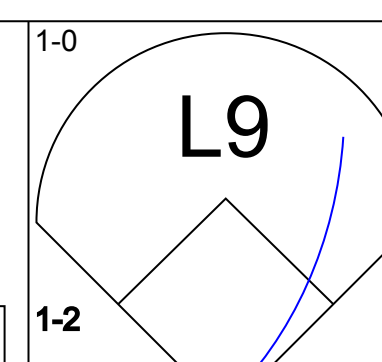
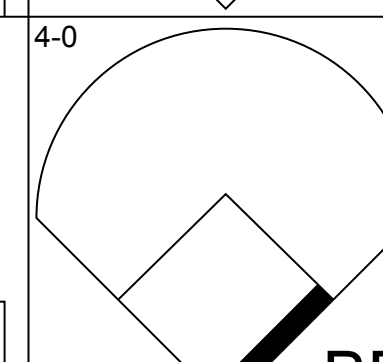
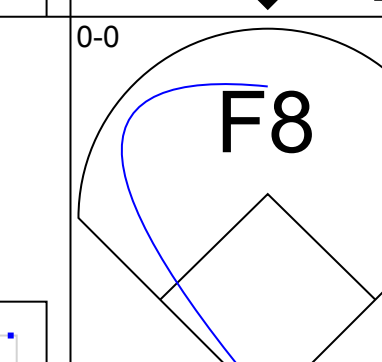
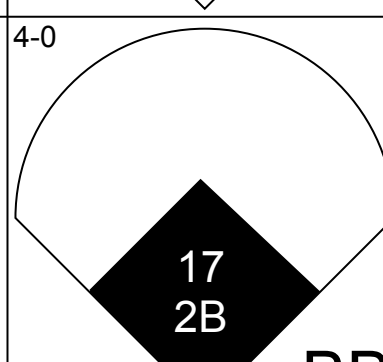

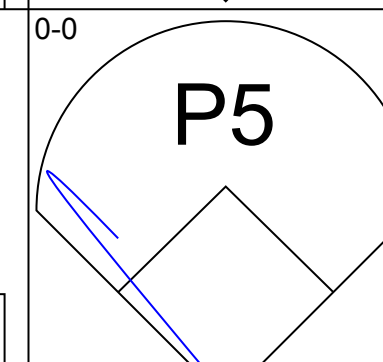
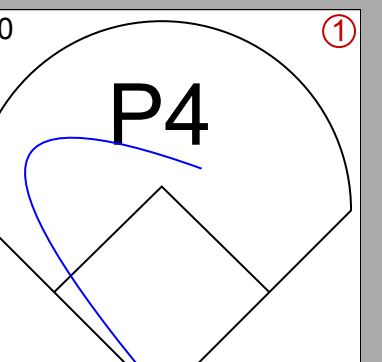
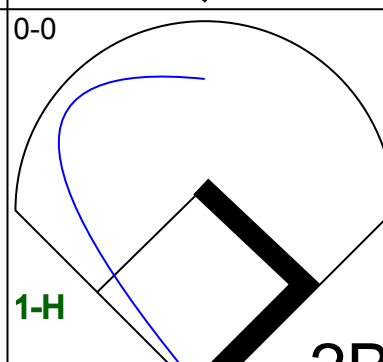

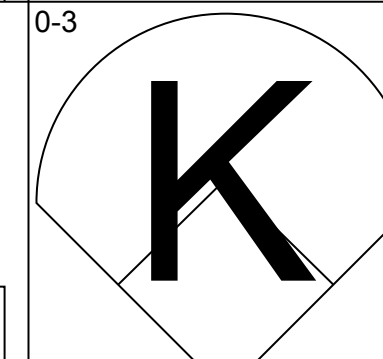
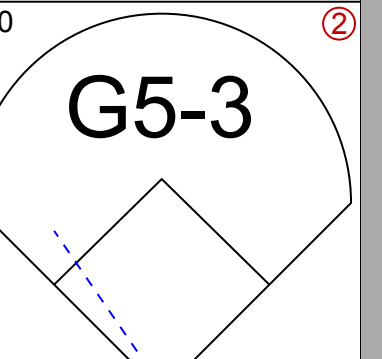
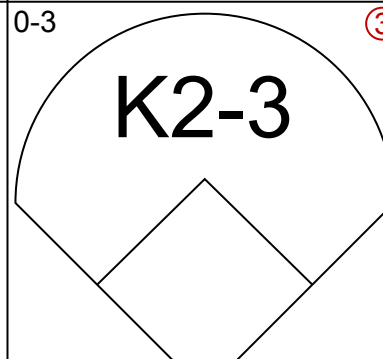

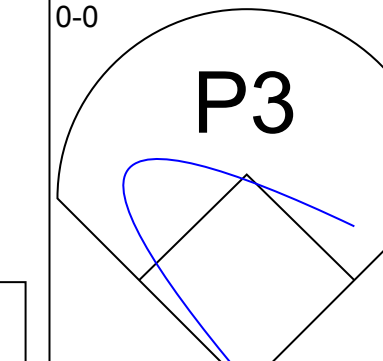
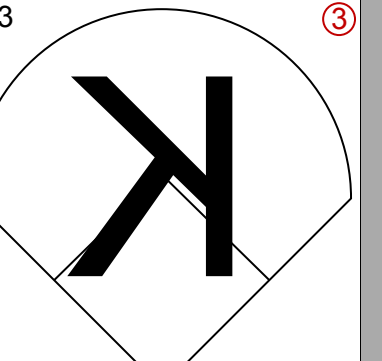
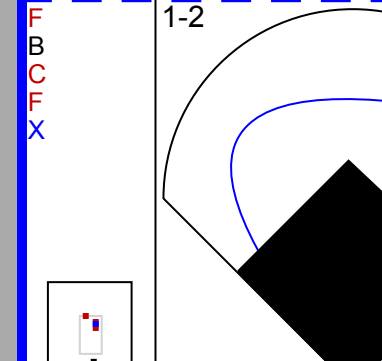
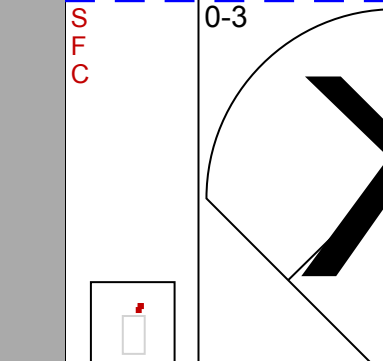

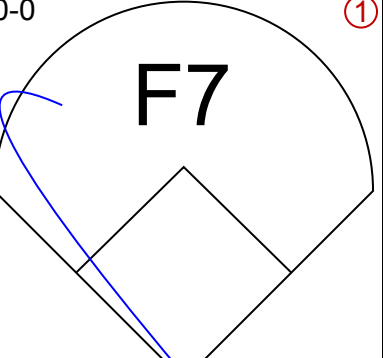
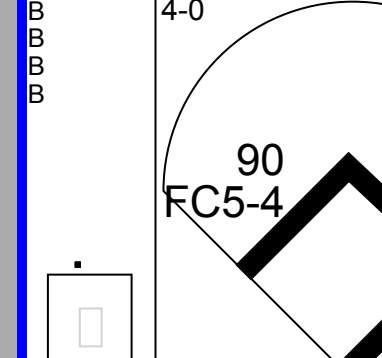
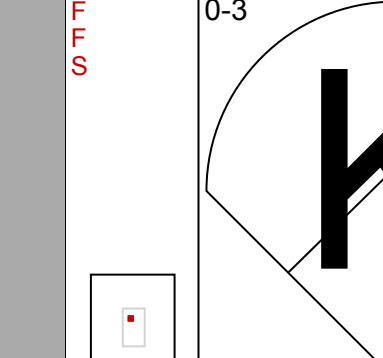

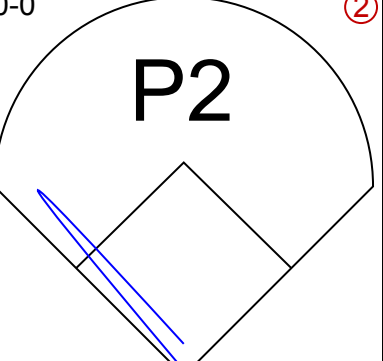
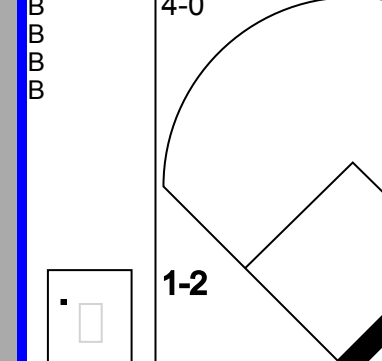
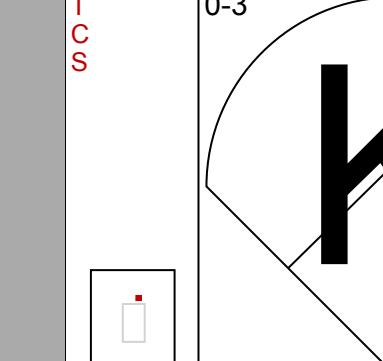
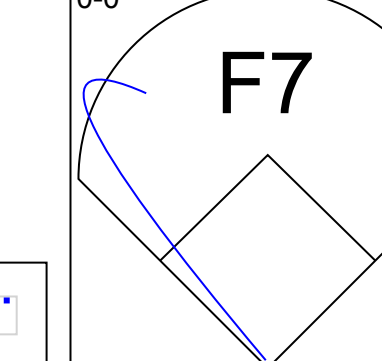
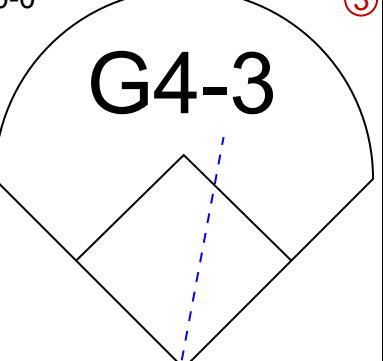
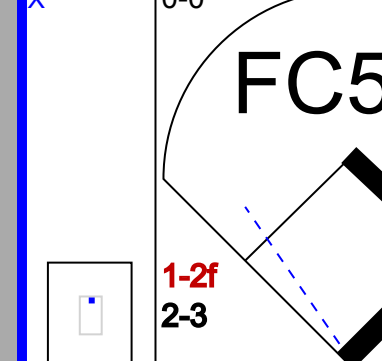
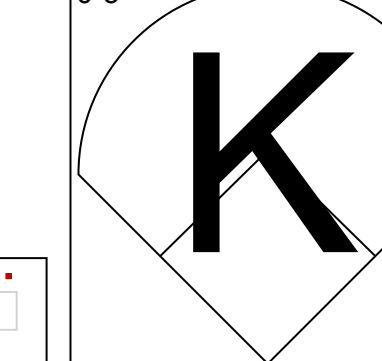

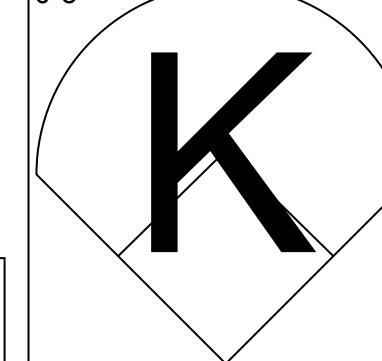
| | |
|-----|----|
| AB | 36 |
| R | 6 |
| H | 9 |
| RBI | 6 |
| BB | 1 |
| SO | 7 |
| LOB | 10 |



| Batter | 1 | 2 | 3 | 4 | 5 | 6 | 7 | 8 | 9 | AB | R | H | RBI | BB | SO | LOB | BOTTOM | | | |
|--|---|---|---|---|---|---|---|---|---|---|---|---|---|---|---|---|---|---|---|---|
| 25 Yoshi Tsutsugo, L OBP: 0.324, SLG: 0.250 76 Dalton Kelly, L OBP: 0.296, SLG: 0.458 | 0-3 K | | 0-0 13B 1B | | 0-0 F8 | | 0-3 K | | 0-0 G4-3 | 3 | 1 | 1 | 0 | 0 | 1 | 1 | Minnesota Twins @ Tampa Bay Rays Charlotte Sports Park, Port Charlotte, FL Wed Mar 24, 2021, 1:07 PM - 3:58 PM EDT Att. 1,127 - Partly Cloudy - 79 F | | | |
| 13 Manuel Margot, R OBP: 0.471, SLG: 0.571 92 Garrett Whitley, R OBP: 0.296, SLG: 0.458 | 0-0 17B 2B | | 0-0 2B 1B | | 0-0 G6-3 | | 4-0 BB | | | 3 | 2 | 2 | 0 | 0 | 0 | 1 | | | | |
| 17 Austin Meadows, L OBP: 0.333, SLG: 0.613 87 Ryan Boldt, L OBP: 0.333, SLG: 0.571 | 0-0 8B 1B | | 0-0 F6 | | 0-0 G4-3 | | 0-0 G4-3 | | | 3 | 0 | 2 | 1 | 0 | 0 | 2 | | | | |
| 8 Brandon Lowe, L OBP: 0.314, SLG: 0.241 90 Xavier Edwards, S OBP: 0.333, SLG: 0.364 | 0-0 1B | | 0-0 F7 | | 0-1 P5 | | 0-3 K | | | 3 | 0 | 1 | 0 | 0 | 0 | 3 | | | | |
| 2 Yandy Diaz, R OBP: 0.333, SLG: 0.393 65 Esteban Quiroz, L OBP: 0.150, SLG: 0.056 | 0-3 K | | 0-0 E7 18 HR 1B | | 0-0 F8 | | 0-3 K | | | 3 | 1 | 1 | 1 | 0 | 1 | 3 | | | | |
| 18 Joey Wendle, L OBP: 0.320, SLG: 0.583 5 Wander Franco, S OBP: 0.207, SLG: 0.310 | 0-0 G4-3 | | 0-1 2H HR | | 0-0 G4-3 | | 0-0 F9 | | | 1 | 0 | 0 | 0 | 0 | 0 | 0 | | | | |
| 10 Mike Zunino, R OBP: 0.320, SLG: 0.550 79 René Pinto, R OBP: 0.214, SLG: 0.231 | | 0-3 K | 0-3 K | | 0-0 G4-3 | | 0-0 1 HR 2B | | 0-0 G1-3 | 3 | 1 | 1 | 0 | 0 | 2 | 0 | | | | |
| 1 Willy Adames, R OBP: 0.429, SLG: 0.567 88 Blake Hunt, R OBP: 0.250, SLG: 0.250 | | 0-0 F8 | | 0-0 G6-3 | | 1-1 2H HR | | 0-0 78 FC5-6 1B | | 3 | 1 | 1 | 2 | 0 | 0 | 0 | | | | |
| 78 Miles Mastrobuoni, L OBP: 0.300, SLG: 0.536 | | 0-0 G4-3 | | 0-0 1B | | 0-3 K | | 0-0 FC5-6 1B | | 4 | 0 | 1 | 0 | 0 | 1 | 1 | | | | |
| | | | | | | | | | | 1B: 8 | SF: 0 | 2B: 2 | SAC: 0 | 3B: 0 | DP: 0 | HBP: 0 | | | | |
| Inning Stats | R: 1 E: 0 K: 2 S: 10 | H: 3 LOB: 2 BB: 0 P: 10 | R: 0 E: 0 K: 1 S: 5 | H: 0 LOB: 0 BB: 0 P: 5 | R: 4 E: 1 K: 1 S: 10 | H: 4 LOB: 0 BB: 0 P: 10 | R: 0 E: 0 K: 0 S: 4 | H: 1 LOB: 1 BB: 0 P: 4 | R: 0 E: 0 K: 2 S: 5 | H: 1 LOB: 1 BB: 0 P: 5 | R: 2 E: 0 K: 2 S: 10 | H: 2 LOB: 1 BB: 1 P: 15 | R: 0 E: 0 K: 2 S: 7 | H: 0 LOB: 0 BB: 0 P: 7 | R: 0 E: 0 K: 0 S: 4 | H: 1 LOB: 1 BB: 0 P: 4 | WP: 0 PB: 0 SB: 1 CS: 0 | PA: 37 | | |
| PITCHER | IP WLS BF H R ER SO BB IBB HBP BLK WP HR S P ERA WHIP | IP WLS BF H R ER SO BB IBB HBP BLK WP HR S P ERA WHIP | IP WLS BF H R ER SO BB IBB HBP BLK WP HR S P ERA WHIP | IP WLS BF H R ER SO BB IBB HBP BLK WP HR S P ERA WHIP | IP WLS BF H R ER SO BB IBB HBP BLK WP HR S P ERA WHIP | IP WLS BF H R ER SO BB IBB HBP BLK WP HR S P ERA WHIP | IP WLS BF H R ER SO BB IBB HBP BLK WP HR S P ERA WHIP | IP WLS BF H R ER SO BB IBB HBP BLK WP HR S P ERA WHIP | IP WLS BF H R ER SO BB IBB HBP BLK WP HR S P ERA WHIP | IP WLS BF H R ER SO BB IBB HBP BLK WP HR S P ERA WHIP | IP WLS BF H R ER SO BB IBB HBP BLK WP HR S P ERA WHIP | IP WLS BF H R ER SO BB IBB HBP BLK WP HR S P ERA WHIP | IP WLS BF H R ER SO BB IBB HBP BLK WP HR S P ERA WHIP | IP WLS BF H R ER SO BB IBB HBP BLK WP HR S P ERA WHIP | IP WLS BF H R ER SO BB IBB HBP BLK WP HR S P ERA WHIP | IP WLS BF H R ER SO BB IBB HBP BLK WP HR S P ERA WHIP | IP WLS BF H R ER SO BB IBB HBP BLK WP HR S P ERA WHIP | IP WLS BF H R ER SO BB IBB HBP BLK WP HR S P ERA WHIP | IP WLS BF H R ER SO BB IBB HBP BLK WP HR S P ERA WHIP | IP WLS BF H R ER SO BB IBB HBP BLK WP HR S P ERA WHIP |
| 35 Michael Pineda, R ERA: 7.04 | 5.0 | 24 | 9 | 5 | 5 | 4 | 0 | 0 | 0 | 0 | 0 | 0 | 0 | 0 | 0 | 0 | 9.00 | 1.800 | | |
| 21 Tyler Duffey, R ERA: 13.5 | 0.2 | 5 | 2 | 2 | 2 | 2 | 1 | 0 | 0 | 0 | 0 | 0 | 0 | 0 | 0 | 0 | 27.00 | 4.500 | | |
| 39 Chandler Shepherd, R ERA: 20.25 | 0.1 | 1 | 0 | 0 | 0 | 0 | 0 | 0 | 0 | 0 | 0 | 0 | 0 | 0 | 0 | 0 | 0.00 | 0.000 | | |
| 58 Brandon Waddell, L ERA: 4.91 | 1.0 | 3 | 0 | 0 | 0 | 2 | 0 | 0 | 0 | 0 | 0 | 0 | 0 | 0 | 0 | 0 | 0.00 | 0.000 | | |
| 45 Glenn Sparkman, R ERA: 15.75 | 1.0 | 4 | 1 | 0 | 0 | 0 | 0 | 0 | 0 | 0 | 0 | 0 | 0 | 0 | 0 | 0 | 0.00 | 1.000 | | |

| | |
|-----|----|
| AB | 36 |
| R | 7 |
| H | 12 |
| RBI | 6 |
| BB | 1 |
| SO | 8 |
| LOB | 16 |

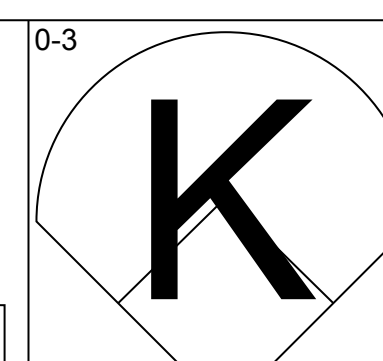
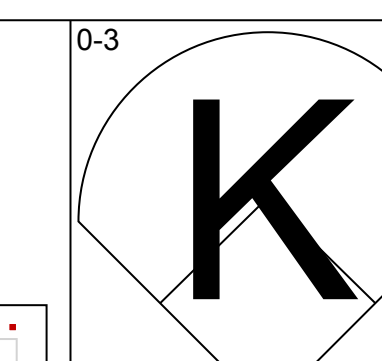
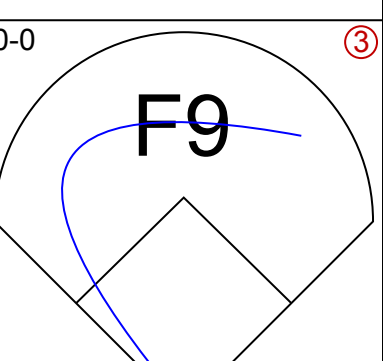
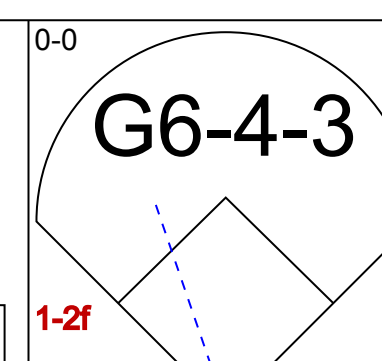
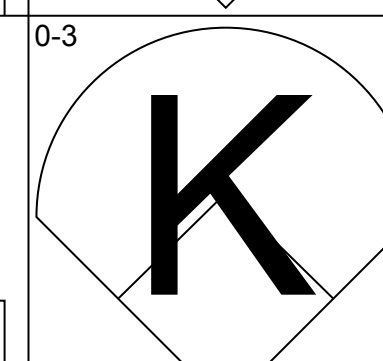
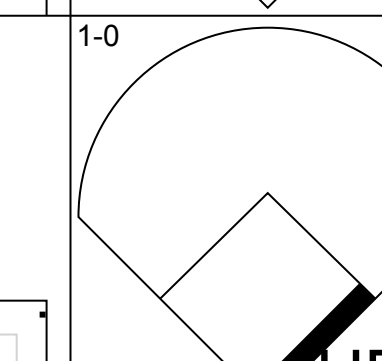
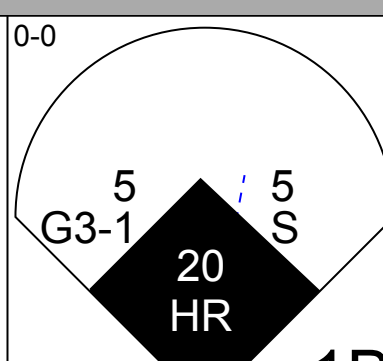
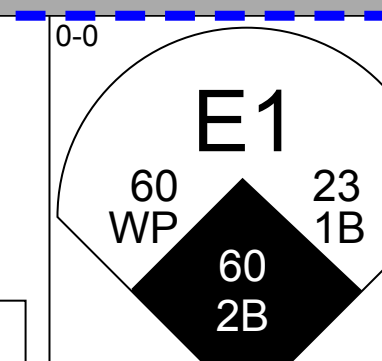
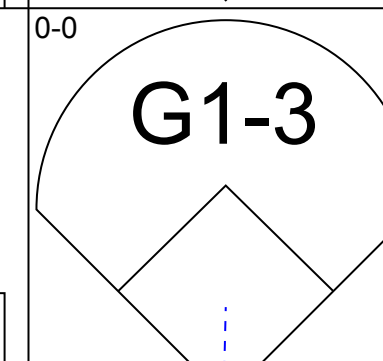
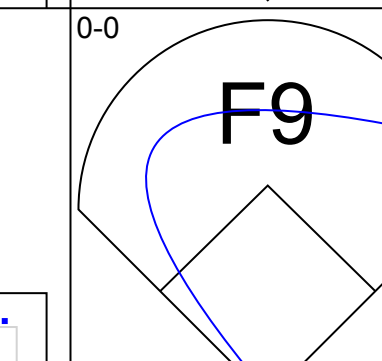
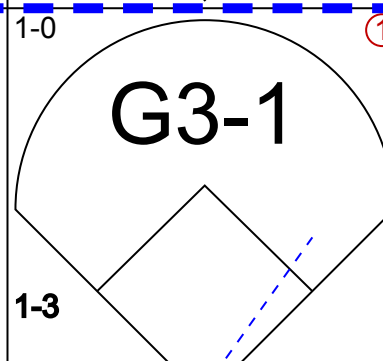
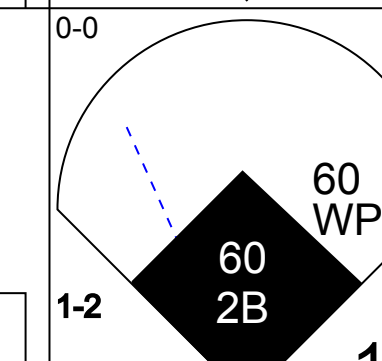
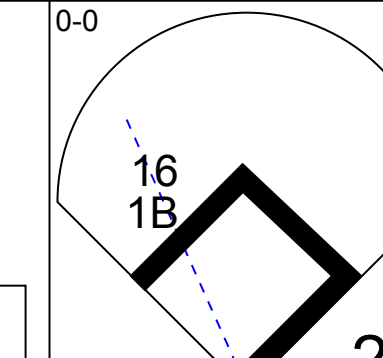
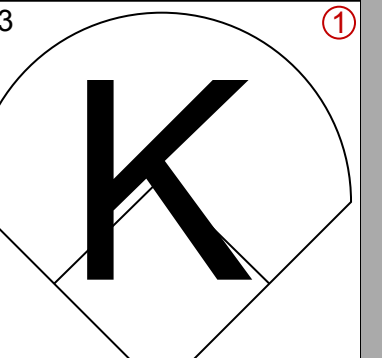
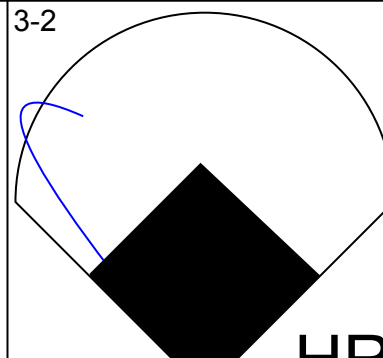

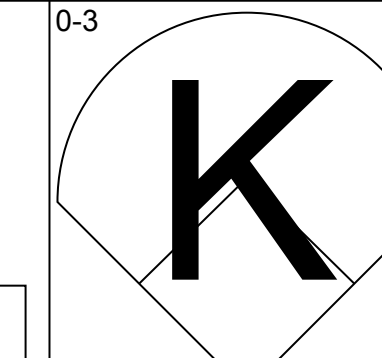
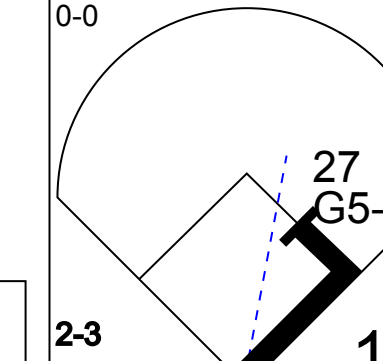
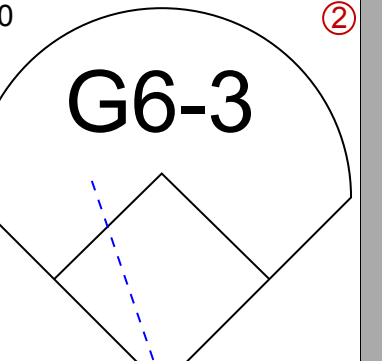
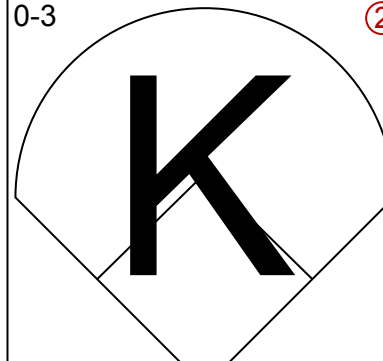

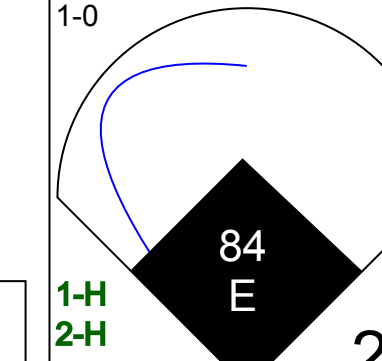

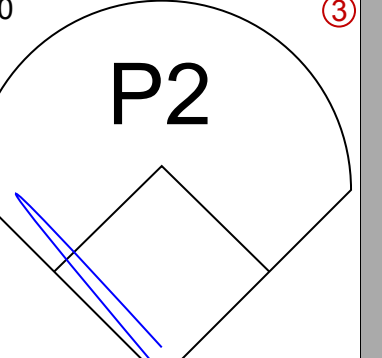
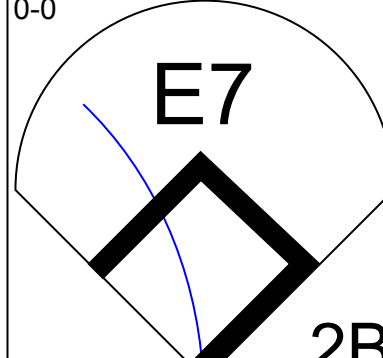
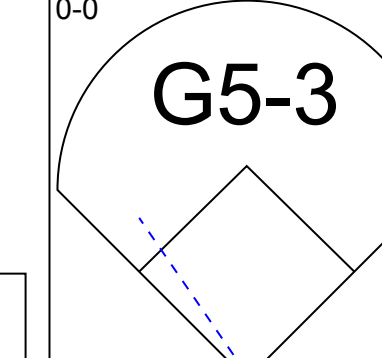

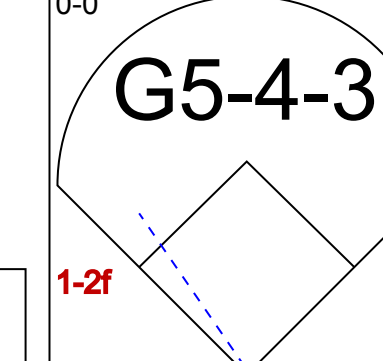
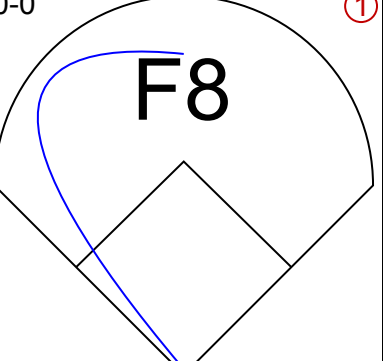
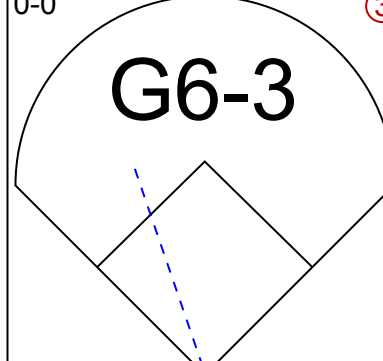
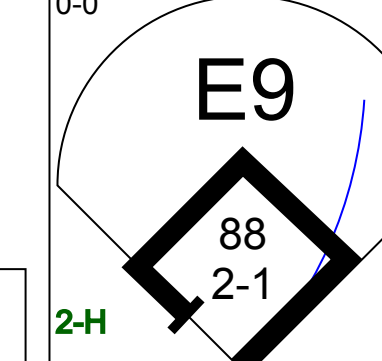
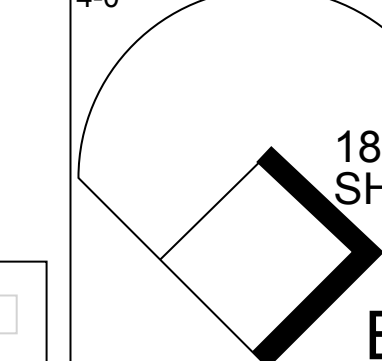
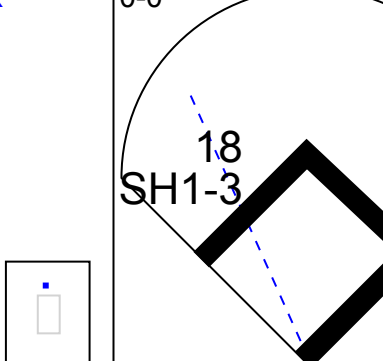
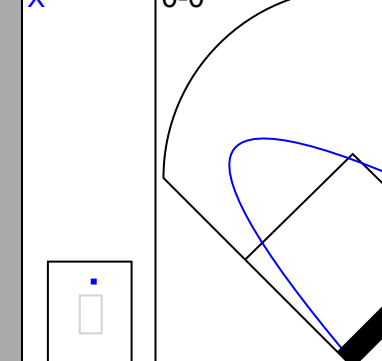
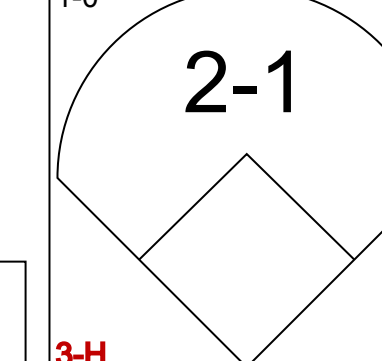
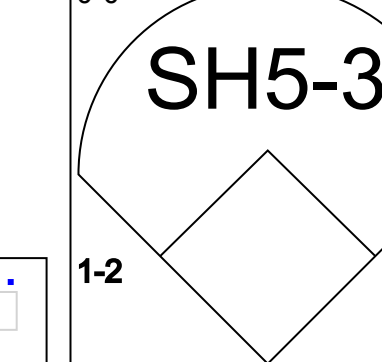
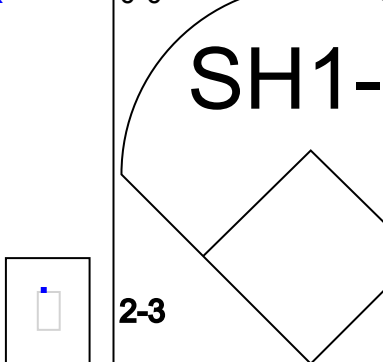
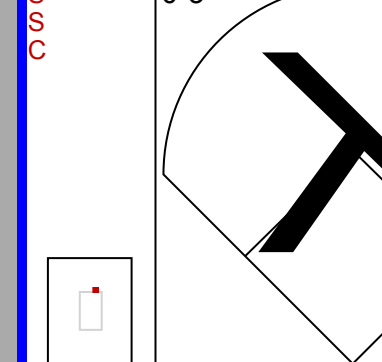


| Batter | 1 | 2 | 3 | 4 | 5 | 6 | 7 | 8 | 9 | AB | R | H | RBI | BB | SO | LOB | TOP | | | | | |
|---|---|---|---|---|------------------------------|---|---|---------------------------------|---|---------------------------------|-------------------------------|----------------------------------|------------------------------|----------------------------------|------------------------------|---------------------------------|------------------------------|---------------------------------|----------------------------------|------------------------------------|----------------------------------|--------|
| 13 Manuel Margot, R OBP: 0.459, SLG: 0.581 78 Miles Mastrobuoni, L OBP: 0.290, SLG: 0.517 |  | |  | | |  |  | | | 3 | 0 | 1 | 0 | 0 | 2 | 0 | | | | | | |
| 2 Yandy Diaz, R OBP: 0.361, SLG: 0.379 76 Dalton Kelly, L OBP: 0.321, SLG: 0.480 |  | |  | | |  |  | | | 1 | 0 | 0 | 0 | 2 | 0 | 1 | | | | | | |
| 17 Austin Meadows, L OBP: 0.297, SLG: 0.618 65 Esteban Quiroz, L OBP: 0.143, SLG: 0.053 64 Joseph Odom, R OBP: 0.231, SLG: 0.167 |  | | |  | |  |  | | | 3 | 0 | 1 | 1 | 0 | 0 | 1 | | | | | | |
| 43 Mike Brosseau, R OBP: 0.361, SLG: 0.625 64 Joseph Odom, R OBP: 0.231, SLG: 0.167 77 Yacksel Rios, R |  | | |  | |  |  | | | 3 | 0 | 0 | 0 | 0 | 2 | 3 | | | | | | |
| 1 Willy Adames, R OBP: 0.405, SLG: 0.531 91 Greg Jones, S OBP: 0.182, SLG: 0.400 | |  | |  | | |  | |  | 2 | 0 | 0 | 0 | 0 | 1 | 0 | | | | | | |
| 25 Yoshi Tsutsugo, L OBP: 0.306, SLG: 0.233 87 Ryan Boldt, L OBP: 0.344, SLG: 0.552 |  | | | | |  |  | |  | 2 | 0 | 0 | 0 | 0 | 1 | 0 | | | | | | |
| 10 Mike Zunino, R OBP: 0.308, SLG: 0.500 74 Brett Sullivan, L OBP: 0.379, SLG: 0.318 |  | | | | |  |  | |  | 2 | 0 | 0 | 0 | 0 | 1 | 0 | | | | | | |
| 18 Joey Wendle, L OBP: 0.296, SLG: 0.538 90 Xavier Edwards, S OBP: 0.306, SLG: 0.533 | | |  | | |  |  | | | 2 | 0 | 0 | 0 | 0 | 0 | 0 | | | | | | |
| 93 Moisés Gómez, R OBP: 0.300, SLG: 0.579 | | |  | | | |  | |  | 3 | 0 | 0 | 0 | 0 | 3 | 2 | | | | | | |
| Inning Stats | R: 0 E: 0 K: 2 S: 7 | H: 0 LOB: 1 BB: 1 P: 12 | R: 0 E: 0 K: 2 S: 7 | H: 0 LOB: 0 BB: 0 P: 7 | R: 0 E: 0 K: 1 S: 6 | H: 1 LOB: 1 BB: 0 P: 6 | R: 0 E: 0 K: 1 S: 5 | H: 0 LOB: 0 BB: 0 P: 5 | R: 0 E: 0 K: 0 S: 3 | H: 0 LOB: 0 BB: 0 P: 3 | R: 1 E: 0 K: 3 S: 10 | H: 1 LOB: 2 BB: 1 P: 14 | R: 1 E: 0 K: 1 S: 9 | H: 1 LOB: 2 BB: 2 P: 19 | R: 0 E: 0 K: 1 S: 5 | H: 1 LOB: 0 BB: 0 P: 9 | R: 0 E: 0 K: 3 S: 9 | H: 0 LOB: 0 BB: 0 P: 9 | 1B: 1 2B: 2 3B: 0 HR: 1 | SF: 0 SAC: 0 DP: 1 HBP: 0 | WP: 0 PB: 0 SB: 1 CS: 0 | PA: 34 |
| PITCHER | IP | WLS | BF | H | R | ER | SO | BB | IBB | HBP | BLK | WP | HR | S | P | ERA | WHIP | | | | | |
| 18 Drew Smyly, L ERA: 5.0 | 5.0 | | 17 | 1 | 0 | 0 | 6 | 1 | 0 | 0 | 0 | 0 | 0 | 28 | 33 | 0.00 | 0.400 | | | | | |
| 77 Luke Jackson, R ERA: 4.05 | 1.0 | B | 5 | 1 | 1 | 1 | 3 | 1 | 0 | 0 | 0 | 0 | 0 | 10 | 14 | 9.00 | 2.000 | | | | | |
| 68 Tyler Matzek, L ERA: 2.25 | 0.1 | B | 4 | 1 | 1 | 1 | 0 | 2 | 0 | 0 | 0 | 0 | 1 | 5 | 14 | 27.00 | 9.000 | | | | | |
| 32 Josh Tomlin, R ERA: 2.25 | 1.2 | W | 5 | 1 | 0 | 0 | 2 | 0 | 0 | 0 | 0 | 0 | 0 | 9 | 10 | 0.00 | 0.600 | | | | | |
| 55 Chris Martin, R ERA: | 1.0 | S | 3 | 0 | 0 | 0 | 3 | 0 | 0 | 0 | 0 | 0 | 0 | 9 | 9 | 0.00 | 0.000 | | | | | |

Tampa Bay Rays @ Atlanta Braves
CoolToday Park, North Port, FL
Thu Mar 25 2021, 1:07 PM - 3:45 PM EDT
Att: 1,903 - Partly Cloudy - 86 F

AB 30
R 2
H 4
RBI 2
BB 4
SO 14
LOB 12



| Batter | 1 | 2 | 3 | 4 | 5 | 6 | 7 | 8 | 9 | AB | R | H | RBI | BB | SO | LOB | BOTTOM | | | | | |
|--|---|---|---|---|------------------------------|---|---|---------------------------------|---|---------------------------------|-------------------------------|----------------------------------|------------------------------|---------------------------------|------------------------------|----------------------------------|----------------------------------|------------------------------------|----------------------------------|--------|--|--|
| 13 Ronald Acuña Jr., R OBP: 0.244, SLG: 0.514 34 Abraham Almonte, S OBP: 0.282, SLG: 0.313 |  | |  | | |  |  | | | 3 | 0 | 0 | 0 | 0 | 2 | 2 | | | | | | |
| Ozzie Albies, S OBP: 0.351, SLG: 0.438 22 Jason Kipnis, L OBP: 0.296, SLG: 0.400 |  | |  | | |  |  | | | 2 | 1 | 1 | 0 | 0 | 1 | 0 | | | | | | |
| 5 Freddie Freeman, L OBP: 0.286, SLG: 0.138 23 Ehire Adrianza, S OBP: 0.541, SLG: 0.767 |  | |  | | |  |  | | | 3 | 0 | 0 | 0 | 0 | 0 | 3 | | | | | | |
| 20 Marcell Ozuna, R OBP: 0.375, SLG: 0.516 26 Phillip Ervin, R OBP: 0.375, SLG: 0.296 | |  | |  | |  |  | |  | 3 | 1 | 2 | 2 | 0 | 1 | 0 | | | | | | |
| 16 Travis d'Arnaud, R OBP: 0.379, SLG: 0.400 60 William Contreras, R OBP: 0.450, SLG: 0.533 | |  | |  | |  |  | |  | 3 | 0 | 1 | 0 | 0 | 1 | 0 | | | | | | |
| 7 Dansby Swanson, R OBP: 0.417, SLG: 0.548 53 Sean Kazmar Jr., R OBP: 0.545, SLG: 1.000 |  | |  | | |  |  | | | 3 | 0 | 1 | 0 | 0 | 1 | 2 | | | | | | |
| 27 Austin Riley, R OBP: 0.273, SLG: 0.419 68 Tyler Matzek, L 32 Josh Tomlin, R 84 Terone Harris III, R 55 Chris Martin, R |  | |  | | |  |  | |  | 3 | 0 | 0 | 0 | 0 | 0 | 3 | | | | | | |
| 25 Cristian Pache, R OBP: 0.265, SLG: 0.276 88 Justin Dean, R OBP: 0.167, SLG: 0.167 | | |  | | |  |  | |  | 2 | 0 | 2 | 0 | 1 | 0 | 0 | | | | | | |
| 18 Drew Smyly, L 77 Luke Jackson, R 24 Jake Lamb, L | | |  | | |  |  | | | 0 | 0 | 0 | 0 | 0 | 0 | 0 | | | | | | |
| Inning Stats | R: 0 E: 0 K: 2 S: 7 | H: 2 LOB: 1 BB: 0 P: 7 | R: 0 E: 0 K: 1 S: 6 | H: 2 LOB: 1 BB: 0 P: 6 | R: 0 E: 0 K: 1 S: 5 | H: 0 LOB: 1 BB: 1 P: 10 | R: 0 E: 0 K: 1 S: 5 | H: 0 LOB: 0 BB: 0 P: 5 | R: 0 E: 0 K: 0 S: 4 | H: 1 LOB: 1 BB: 0 P: 4 | R: 2 E: 1 K: 1 S: 10 | H: 3 LOB: 1 BB: 0 P: 14 | R: 0 E: 0 K: 1 S: 5 | H: 1 LOB: 0 BB: 0 P: 5 | R: 3 E: 2 K: 1 S: 8 | H: 2 LOB: 1 BB: 0 P: 10 | 1B: 4 2B: 4 3B: 0 HR: 1 | SF: 0 SAC: 2 DP: 2 HBP: 1 | WP: 1 PB: 0 SB: 1 CS: 0 | PA: 34 | | |
| PITCHER | IP | WLS | BF | H | R | ER | SO | BB | IBB | HBP | BLK | WP | HR | S | P | ERA | WHIP | | | | | |
| 52 Michael Wacha, R ERA: 0.75 | 5.0 | | 20 | 4 | 1 | 1 | 5 | 1 | 0 | 1 | 0 | 0 | 0 | 28 | 33 | 1.80 | 1.000 | | | | | |
| 50 Chaz Roe, R ERA: 9.52 | 1.0 | B | 5 | 2 | 1 | 1 | 1 | 0 | 0 | 0 | 0 | 0 | 1 | 9 | 13 | 9.00 | 2.000 | | | | | |
| 71 Ryan Sherriff, L ERA: 1.8 | 1.0 | | 3 | 1 | 0 | 0 | 1 | 0 | 0 | 0 | 0 | 0 | 0 | 5 | 5 | 0.00 | 1.000 | | | | | |
| 77 Yacksel Rios, R ERA: 15.19 | 1.0 | L | 7 | 2 | 3 | 1 | 1 | 0 | 0 | 0 | 0 | 1 | 0 | 8 | 10 | 9.00 | 2.000 | | | | | |

Tampa Bay Rays @ Atlanta Braves
CoolToday Park, North Port, FL
Thu Mar 25 2021, 1:07 PM - 3:45 PM EDT
Att: 1,903 - Partly Cloudy - 86 F

AB 30
R 5
H 9
RBI 4
BB 1
SO 8
LOB 15




| Batter | 1 | 2 | 3 | 4 | 5 | 6 | 7 | 8 | 9 | AB | R | H | RBI | BB | SO | LOB | TOP | | | | | | |
|--|--------------------------------|----------------------------------|--------------------------------|----------------------------------|--------------------------------|---------------------------------|--------------------------------|---------------------------------|--------------------------------|---------------------------------|--------------------------------|----------------------------------|--------------------------------|---------------------------------|--------------------------------|---------------------------------|----------------------------------|------------------------------------|----------------------------------|--------------------------------|------------------|------------------------------|----------------------------------|
| 39 Christian Arroyo, R OBP: 0.308, SLG: 0.469 80 Nick Yorke, R OBP: 0.357, SLG: 0.273 | 0-3 K | | 0-0 P4 | | 0-0 G4-3 | | 0-0 2B | | 0-3 K2-3 | 3 | 0 | 0 | 0 | 0 | 1 | 0 | | | | | | | |
| 93 Jaren Duran, L OBP: 0.326, SLG: 0.561 88 Michael Gettys, R OBP: 0.417, SLG: 0.464 | 0-2 K | | 0-3 K | | 0-3 K | | 4-0 BB | | | 3 | 0 | 0 | 0 | 0 | 3 | 0 | | | | | | | |
| 28 J.D. Martinez, R OBP: 0.313, SLG: 0.326 76 Josh Ockimey, L OBP: 0.357, SLG: 0.583 | 4-0 BB | | 0-2 K | | 0-0 F9 | | 0-3 K | | | 2 | 0 | 0 | 0 | 1 | 1 | 0 | | | | | | | |
| Franchy Cordero, L OBP: 0.453, SLG: 0.660 92 Gilberto Jimenez, S OBP: 0.417, SLG: 0.500 | 0-3 K | | | | 0-0 23 SF7 3B | | 0-2 K | | 0-0 G5-3 | 3 | 1 | 1 | 0 | 0 | 2 | 1 | | | | | | | |
| 23 Michael Chavis, R OBP: 0.316, SLG: 0.654 94 Triston Casas, L OBP: 0.154, SLG: 0.091 | | 0-0 18 FC4-6 1B | | 0-0 SF7 | | 0-0 E5 91 G6-3 | | 0-3 K | | 2 | 0 | 1 | 1 | 0 | 0 | 0 | | | | | | | |
| 18 Chris Herrmann, L OBP: 0.428, SLG: 0.800 91 Roldani Baldwin, R OBP: 0.167, SLG: 0.167 | | 0-0 FC4-6 20 HR | | 0-0 F8 | | 0-0 G6-3 | | 0-0 1B | | 2 | 1 | 0 | 0 | 0 | 0 | 1 | | | | | | | |
| 20 Jeter Downs, R OBP: 0.500, SLG: 0.786 | | 2-2 HR | | 4-0 95 BB | | 0-3 K | | 0-0 F9 | | 3 | 1 | 1 | 2 | 1 | 1 | 2 | | | | | | | |
| 95 Chad De La Guerra, L OBP: 0.222, SLG: 0.067 | | 4-0 75 CS BB | | 0-0 E1 | | 1-0 75 G4-3 HBP | | 0-3 K | | 2 | 0 | 0 | 0 | 1 | 1 | 1 | | | | | | | |
| 75 César Puello, R OBP: 0.321, SLG: 0.333 | 1-0 G5-3 | | 0-0 F7 | | 0-0 F7 | | 0-0 G4-3 | | 0-0 G3-1 | 4 | 0 | 0 | 0 | 0 | 0 | 4 | | | | | | | |
| Inning Stats | R: 0 E: 0 K: 3 S: 9 | H: 0 LOB: 1 BB: 1 P: 13 | R: 2 E: 0 K: 0 S: 6 | H: 2 LOB: 0 BB: 1 P: 13 | R: 0 E: 0 K: 2 S: 7 | H: 0 LOB: 0 BB: 0 P: 7 | R: 1 E: 1 K: 0 S: 5 | H: 1 LOB: 2 BB: 1 P: 9 | R: 0 E: 0 K: 1 S: 5 | H: 0 LOB: 1 BB: 0 P: 8 | R: 0 E: 0 K: 1 S: 5 | H: 1 LOB: 2 BB: 1 P: 10 | R: 0 E: 0 K: 1 S: 6 | H: 1 LOB: 1 BB: 0 P: 6 | R: 0 E: 0 K: 2 S: 7 | H: 0 LOB: 0 BB: 0 P: 7 | 1B: 2 2B: 1 3B: 1 HR: 1 | SF: 1 SAC: 0 DP: 1 HBP: 1 | WP: 0 PB: 0 SB: 0 CS: 1 | PA: 37 | | | |
| PITCHER | IP WLS BF ERA WHIP | IP WLS BF ERA WHIP | IP WLS BF ERA WHIP | IP WLS BF ERA WHIP | IP WLS BF ERA WHIP | IP WLS BF ERA WHIP | IP WLS BF ERA WHIP | IP WLS BF ERA WHIP | IP WLS BF ERA WHIP | IP WLS BF ERA WHIP | IP WLS BF ERA WHIP | IP WLS BF ERA WHIP | IP WLS BF ERA WHIP | IP WLS BF ERA WHIP | IP WLS BF ERA WHIP | IP WLS BF ERA WHIP | IP WLS BF ERA WHIP | IP WLS BF ERA WHIP | IP WLS BF ERA WHIP | IP WLS BF ERA WHIP | | | |
| 47 David Hess, R ERA: 17.28 60 Hunter Strickland, R ERA: 9.0 19 Josh Fleming, L ERA: 21 Cody Reed, L ERA: | 3.0 1.0 3.2 1.1 | 12 6 14 5 | 2 1 0 0 | 2 1 0 0 | 5 1 5 2 | 2 0 1 0 | 0 0 0 0 | 0 0 0 0 | 0 0 0 0 | 0 0 0 0 | 0 0 0 0 | 0 0 0 0 | 0 0 0 0 | 0 0 0 0 | 0 0 0 0 | 0 0 0 0 | 0 0 0 0 | 0 0 0 0 | 0 0 0 0 | 0 0 0 0 | 0 0 0 0 | 6.00 9.00 0.00 0.00 | 1.333 2.000 0.545 0.750 |

Boston Red Sox @ Tampa Bay Rays
Charlotte Sports Park, Port Charlotte, FL
Fri Mar 26 2021, 1:07 PM - 4:01 PM EDT
Att: 1,127 - Sunny - 84 F

livebaseballscores.com

AB 31
R 3
H 5
RBI 3
BB 4
SO 12
LOB 12




| Batter | 1 | 2 | 3 | 4 | 5 | 6 | 7 | 8 | 9 | AB | R | H | RBI | BB | SO | LOB | BOTTOM | | | | | | |
|---|----------------------------------|----------------------------------|--------------------------------|----------------------------------|--------------------------------|---------------------------------|--------------------------------|----------------------------------|--------------------------------|---------------------------------|--------------------------------|----------------------------------|--------------------------------|---------------------------------|--------------------------------|---------------------------------|----------------------------------|------------------------------------|----------------------------------|--------------------------------|-----------------------|--------------------------------|---|
| 25 Yoshi Tsutsugo, L OBP: 0.333, SLG: 0.250 95 Tristan Gray, L OBP: 0.400, SLG: 0.626 | 0-0 17 BB 2 1B 13 BB | | 0-0 G3-6-3 | | 0-0 G3-6-3 | | 3-2 HR | | 0-3 K | 2 | 1 | 1 | 0 | 1 | 0 | 1 | | | | | | | |
| 13 Manuel Margot, R OBP: 0.450, SLG: 0.545 92 Garrett Whitley, R | 4-0 2 BB 28 K 17 BB | | 0-0 F9 | | 0-3 K | | 0-3 K | | | 2 | 0 | 0 | 0 | 1 | 1 | 2 | | | | | | | |
| 17 Austin Meadows, L OBP: 0.300, SLG: 0.583 74 Brett Sullivan, L OBP: 0.367, SLG: 0.304 | 4-0 28 K 2 1B | | 0-0 P5 | | 0-0 G3 | | 0-0 G3 | | | 2 | 0 | 0 | 0 | 1 | 0 | 0 | | | | | | | |
| 8 Brandon Lowe, L OBP: 0.289, SLG: 0.219 78 Miles Mastrobuoni, L OBP: 0.281, SLG: 0.500 | 0-0 F7 | | 0-0 F7 | | 0-0 G3-1 | | 0-3 K | | | 3 | 0 | 0 | 0 | 0 | 0 | 3 | | | | | | | |
| 2 Yandy Diaz, R OBP: 0.410, SLG: 0.516 90 Xavier Edwards, S OBP: 0.286, SLG: 0.308 | 0-0 28 K 1-2 2-3 3-H 1B | | 1-1 HR | | 4-0 BB | | 0-0 G6-3 | | | 2 | 1 | 2 | 2 | 1 | 0 | 0 | | | | | | | |
| 28 Francisco Mejia, S OBP: 0.276, SLG: 0.308 64 Joseph Odum, R OBP: 0.286, SLG: 0.231 | 1-3 K | | 0-0 F9 | | 0-3 K | | 0-0 1B | | | 3 | 0 | 0 | 0 | 0 | 2 | 4 | | | | | | | |
| 1 Willy Adames, R OBP: 0.325, SLG: 0.629 5 Wander Franco, S OBP: 0.200, SLG: 0.300 | | 0-0 F9 | | 0-0 10 HR 1B | | 0-0 HR | | 0-3 K | | 3 | 2 | 2 | 1 | 0 | 0 | 0 | | | | | | | |
| 10 Mike Zunino, R OBP: 0.357, SLG: 0.667 79 René Pinto, R OBP: 0.250, SLG: 0.267 | | 0-0 25 BB 1B | | 2-1 HR | | 0-0 95 HR 1B | | 0-0 L4 | | 2 | 1 | 2 | 2 | 0 | 0 | 0 | | | | | | | |
| 43 Mike Brosseau, R OBP: 0.359, SLG: 0.588 91 Greg Jones, S OBP: 0.167, SLG: 0.364 | | 0-3 K | | 4-0 25 G3-6-3 BB | | 0-3 K | | 0-3 K | | 2 | 0 | 0 | 0 | 1 | 2 | 2 | | | | | | | |
| Inning Stats | R: 1 E: 0 K: 1 S: 6 | H: 2 LOB: 3 BB: 2 P: 15 | R: 0 E: 0 K: 1 S: 6 | H: 1 LOB: 1 BB: 1 P: 10 | R: 1 E: 0 K: 0 S: 5 | H: 1 LOB: 0 BB: 0 P: 6 | R: 2 E: 0 K: 1 S: 7 | H: 2 LOB: 1 BB: 1 P: 13 | R: 0 E: 0 K: 1 S: 5 | H: 0 LOB: 1 BB: 1 P: 9 | R: 3 E: 0 K: 2 S: 12 | H: 3 LOB: 0 BB: 0 P: 15 | R: 0 E: 0 K: 2 S: 8 | H: 1 LOB: 1 BB: 0 P: 8 | R: 0 E: 0 K: 2 S: 7 | H: 0 LOB: 0 BB: 0 P: 7 | 1B: 6 2B: 0 3B: 0 HR: 4 | SF: 0 SAC: 0 DP: 1 HBP: 0 | WP: 0 PB: 0 SB: 0 CS: 0 | PA: 37 | | | |
| PITCHER | IP WLS BF ERA WHIP | IP WLS BF ERA WHIP | IP WLS BF ERA WHIP | IP WLS BF ERA WHIP | IP WLS BF ERA WHIP | IP WLS BF ERA WHIP | IP WLS BF ERA WHIP | IP WLS BF ERA WHIP | IP WLS BF ERA WHIP | IP WLS BF ERA WHIP | IP WLS BF ERA WHIP | IP WLS BF ERA WHIP | IP WLS BF ERA WHIP | IP WLS BF ERA WHIP | IP WLS BF ERA WHIP | IP WLS BF ERA WHIP | IP WLS BF ERA WHIP | IP WLS BF ERA WHIP | IP WLS BF ERA WHIP | IP WLS BF ERA WHIP | | | |
| 97 Thaddeus Ward, R ERA: 2.25 90 Seth Blair, R ERA: 10.38 90 Frank German, R ERA: 6.0 48 Colten Brewer, R ERA: 9.95 64 Marcus Walden, R ERA: | 1.2 1.1 2.0 2.0 1.0 | 10 5 9 10 3 | 1 1 2 3 0 | 1 1 2 3 0 | 0 0 0 0 0 | 0 0 0 0 0 | 0 0 0 0 0 | 0 0 0 0 0 | 0 0 0 0 0 | 0 0 0 0 0 | 0 0 0 0 0 | 0 0 0 0 0 | 0 0 0 0 0 | 0 0 0 0 0 | 0 0 0 0 0 | 0 0 0 0 0 | 0 0 0 0 0 | 0 0 0 0 0 | 0 0 0 0 0 | 0 0 0 0 0 | 0 0 0 0 0 | 6.75 9.00 13.50 0.000 | 3.600 0.750 2.000 2.000 0.000 |

Boston Red Sox @ Tampa Bay Rays
Charlotte Sports Park, Port Charlotte, FL
Fri Mar 26 2021, 1:07 PM - 4:01 PM EDT
Att: 1,127 - Sunny - 84 F

livebaseballscores.com

AB 32
R 7
H 10
RBI 7
BB 5
SO 10
LOB 13



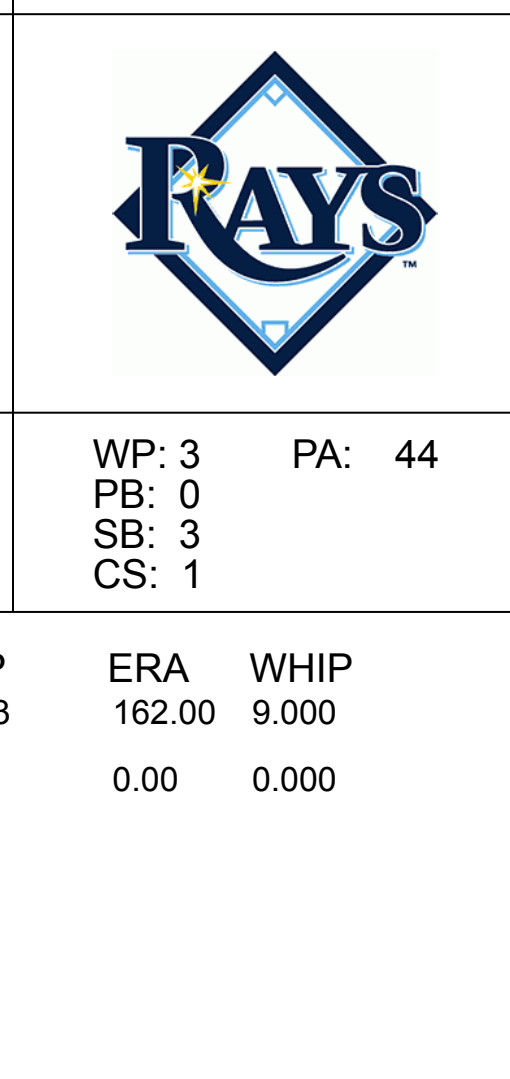
| Batter | 1 | 2 | 3 | 4 | 5 | 6 | 7 | 8 | 9 | AB | R | H | RBI | BB | SO | LOB | TOP | | | | | |
|--|---|---------------------------------|------------------------------|---------------------------------|------------------------------|---------------------------------|----------------------------------|---------------------------------|-----------------------------------|---------------------------------|------------------------------|----------------------------------|-------------------------------|----------------------------------|------------------------------|--------------------------------------|--|------------------------------|----------------------------------|----------------------------------|------------------------------------|----------------------------------|
| 13 Ronald Acuña Jr., R OBP: 0.259, SLG: 0.548 45 Travis Demeritte, R OBP: 0.316, SLG: 0.143 | 0-3 K | | | 0-0 F8 | | 1-0 G5-3 5 HR HBP | 0-3 K | | 0-2 K | 2 | 1 | 0 | 0 | 0 | 1 | 0 | Atlanta Braves @ Tampa Bay Rays Charlotte Sports Park, Port Charlotte, FL Sun Mar 28 2021, 1:07 PM - 4:30 PM EDT Att: 1,127 - Sunny - 84 F | | | | | |
| Ozzie Albies, S OBP: 0.326, SLG: 0.378 53 Sean Kazmar Jr., R OBP: 0.593, SLG: 0.950 | 0-0 G6-3 | | | 0-0 F9 | | 0-1 G5-3 | 0-3 K | | 4-0 BB | 3 | 0 | 0 | 0 | 0 | 0 | 1 | | | | | | |
| 5 Freddie Freeman, L OBP: 0.341, SLG: 0.353 82 Bryce Ball, L OBP: 0.304, SLG: 0.238 85 CJ Alexander, L OBP: 0.111, SLG: 0.222 | 0-2 K | | | 0-0 20 1B | | 2-1 HR | | 0-0 F7 | 0-0 P5 | 3 | 2 | 2 | 2 | 0 | 1 | 0 | | | | | | |
| 20 Marcell Ozuna, R OBP: 0.370, SLG: 0.486 88 Justin Dean, R OBP: 0.250, SLG: 0.250 | | 0-3 K | | 0-0 2H 1B | | 0-3 K | | 0-0 83 S 1B | | 3 | 0 | 1 | 1 | 0 | 2 | 0 | | | | | | |
| 7 Dansby Swanson, R OBP: 0.405, SLG: 0.514 83 Braden Shewmake, L OBP: 0.238, SLG: 0.111 Victor Arano, R Victor Arano, R Kylie Muller, R | | 0-0 G6-3 | | 0-0 G1-3 | | 0-0 F9 | | 0-3 K | | 3 | 0 | 0 | 0 | 0 | 0 | 1 | | | | | | |
| 27 Austin Riley, R OBP: 0.289, SLG: 0.444 23 Ehire Adrianza, S OBP: 0.523, SLG: 0.757 | | 0-0 G5-3 | | | 0-0 25 FC5-4 1B | | 0-0 12 S 12 HR 2B | | 0-0 G6-3 | 2 | 0 | 0 | 0 | 0 | 0 | 1 | | | | | | |
| 25 Cristian Pache, R OBP: 0.238, SLG: 0.243 89 Michael Harris II, L OBP: 0.316, SLG: 0.471 | | | 0-0 G5-3 | | 0-0 FC5-4 1-2 1B | | 0-2 K | | 0-0 G6-3 | 2 | 0 | 0 | 0 | 0 | 1 | 1 | | | | | | |
| 12 Alex Jackson, R OBP: 0.242, SLG: 0.400 Jacob Webb, R Chad Sobotka, R 60 William Contreras, R OBP: 0.500, SLG: 0.611 | | | 0-0 P5 | | 0-3 K | | 3-2 2H HR | | 4-0 53 BB 76 BB BB | 3 | 1 | 1 | 2 | 0 | 1 | 1 | | | | | | |
| 50 Charlie Morton, R 19 Huascar Ynoa, R 76 Jonathan Morales, R OBP: 0.700, SLG: 0.500 | | | 0-0 F9 | | 0-0 B1-3 | | 4-0 BB | | 4-0 53 BB BB | 1 | 0 | 0 | 0 | 0 | 0 | 0 | | | | | | |
| Inning Stats | R: 0 E: 0 K: 2 S: 7 | H: 0 LOB: 0 BB: 0 P: 7 | R: 0 E: 0 K: 1 S: 5 | H: 0 LOB: 0 BB: 0 P: 5 | R: 0 E: 0 K: 0 S: 3 | H: 2 LOB: 1 BB: 0 P: 3 | R: 1 E: 0 K: 0 S: 5 | H: 2 LOB: 1 BB: 0 P: 5 | R: 0 E: 0 K: 1 S: 6 | H: 1 LOB: 0 BB: 0 P: 6 | R: 2 E: 0 K: 1 S: 8 | H: 1 LOB: 0 BB: 0 P: 11 | R: 2 E: 0 K: 3 S: 13 | H: 2 LOB: 1 BB: 1 P: 20 | R: 0 E: 0 K: 1 S: 6 | H: 1 LOB: 1 BB: 3 P: 6 | | R: 0 E: 0 K: 1 S: 5 | H: 0 LOB: 3 BB: 3 P: 17 | 1B: 3 2B: 2 3B: 0 HR: 2 | SF: 0 SAC: 0 DP: 0 HBP: 1 | WP: 0 PB: 0 SB: 3 CS: 0 |
| PITCHER | IP WLS BF H R ER SO BB IBB HBP BLK WP HR S P ERA WHIP | | | | | | | | | | | | | | | | | | | | | |
| 48 Ryan Yarbrough, L ERA: 4.61 59 Jeffrey Springs, L ERA: 5.22 50 Chaz Roe, R ERA: 7.71 71 Ryan Sherriff, L ERA: 1.89 99 Louis Head, R ERA: 1.5 | 5.1 1.2 1.0 0.1 0.2 | WLS B W 3 3 | BF 20 9 4 3 0 | H 3 1 0 0 | R 2 3 0 0 | ER 2 3 0 0 | SO 4 3 1 0 | BB 0 1 0 2 | IBB 0 0 0 0 | HBP 1 0 0 0 | BLK 0 0 0 0 | WP 0 2 0 0 | HR 0 1 0 0 | S 28 29 6 9 | P 28 28 6 9 | ERA 3.38 16.20 0.00 0.00 | WHIP 0.562 2.400 1.000 6.000 | | | | | |

| Batter | 1 | 2 | 3 | 4 | 5 | 6 | 7 | 8 | 9 | AB | R | H | RBI | BB | SO | LOB | BOTTOM | | | | |
|---|---|---------------------------------|-------------------------------|-----------------------------------|------------------------------|---------------------------------|------------------------------|---|------------------------------|---------------------------------|------------------------------|---------------------------------|-------------------------------|----------------------------------|---------------------------------|---|--|----------------------------------|------------------------------------|----------------------------------|--------|
| 25 Yoshi Tsutsugo, L OBP: 0.333, SLG: 0.235 76 Dalton Kelly, L OBP: 0.353, SLG: 0.467 | 0-0 G3 | | 4-0 8 G4-6-3 BB | | 0-3 K | | 0-3 K | 1-3 K | | 2 | 0 | 0 | 0 | 1 | 1 | 0 | Atlanta Braves @ Tampa Bay Rays Charlotte Sports Park, Port Charlotte, FL Sun Mar 28 2021, 1:07 PM - 4:30 PM EDT Att: 1,127 - Sunny - 84 F | | | | |
| 8 Brandon Lowe, L OBP: 0.273, SLG: 0.211 90 Xavier Edwards, S OBP: 0.313, SLG: 0.333 | 0-0 13 BB 1B | | 0-0 G4-6-3 | | 0-3 K | | 0-0 K | 0-0 78 BB 92 BB 97 WP 1B | | 3 | 0 | 1 | 0 | 0 | 1 | 1 | | | | | |
| 13 Manuel Margot, R OBP: 0.465, SLG: 0.543 92 Garrett Whitley, R | 4-0 18 G4-6-3 BB | | | 0-0 18 2B 2 SF9 1B | | 0-0 P4 | | 0-0 97 BB BB | | 2 | 1 | 1 | 0 | 1 | 0 | 0 | | | | | |
| 18 Joey Wendle, L OBP: 0.281, SLG: 0.516 78 Miles Mastroianni, L OBP: 0.314, SLG: 0.484 | 0-0 G4-6-3 | | | 0-0 2 SF9 39 WP 2B | | 0-0 G3-1 | | 0-0 97 BB BB | | 3 | 1 | 1 | 0 | 0 | 0 | 2 | | | | | |
| 2 Yandy Diaz, R OBP: 0.405, SLG: 0.515 97 Chris Betts, L OBP: 0.300, SLG: 0.222 | | 0-0 G3-1 | | 0-0 SF9 | | 0-0 G3-1 | | 0-0 97 BB BB | | 2 | 0 | 1 | 1 | 0 | 0 | 0 | | | | | |
| 39 Kevin Kiermaier, L OBP: 0.485, SLG: 0.714 93 Moisés Gómez, R OBP: 0.375, SLG: 0.783 | | 0-0 2B | | 2-3 3-H 2-2 HR | | 0-2 K | | 0-0 97 BB BB | | 2 | 1 | 2 | 1 | 0 | 0 | 0 | | | | | |
| 10 Mike Zunino, R OBP: 0.281, SLG: 0.615 64 Joseph Odom, R OBP: 0.353, SLG: 0.500 | | 0-3 K | | 0-0 P3 | | | | 0-0 97 BB BB | | 2 | 0 | 0 | 0 | 0 | 1 | 1 | | | | | |
| 95 Tristan Gray, L OBP: 0.375, SLG: 0.724 | | 0-3 K | | 0-0 G3-1 | | | | 0-0 97 BB BB | | 3 | 2 | 2 | 3 | 0 | 0 | 0 | | | | | |
| 5 Wander Franco, S OBP: 0.286, SLG: 0.382 | | | 1-0 25 CS HBP | | 0-3 K | | | 0-0 90 1B 76 WP 78 BB 1B | | 5 | 1 | 1 | 0 | 0 | 2 | 1 | | | | | |
| Inning Stats | R: 0 E: 0 K: 0 S: 3 | H: 1 LOB: 1 BB: 1 P: 7 | R: 0 E: 0 K: 2 S: 8 | H: 1 LOB: 0 BB: 0 P: 8 | R: 0 E: 0 K: 0 S: 1 | H: 0 LOB: 0 BB: 1 P: 6 | R: 3 E: 0 K: 0 S: 8 | H: 3 LOB: 0 BB: 0 P: 10 | R: 0 E: 0 K: 3 S: 9 | H: 0 LOB: 0 BB: 0 P: 9 | R: 0 E: 0 K: 1 S: 6 | H: 1 LOB: 1 BB: 0 P: 6 | R: 1 E: 0 K: 3 S: 11 | H: 2 LOB: 1 BB: 0 P: 11 | R: 12 E: 0 K: 1 S: 15 | H: 8 LOB: 0 BB: 4 P: 37 | | 1B: 9 2B: 4 3B: 0 HR: 3 | SF: 1 SAC: 0 DP: 2 HBP: 1 | WP: 3 PB: 0 SB: 3 CS: 1 | PA: 44 |
| PITCHER | IP WLS BF H R ER SO BB IBB HBP BLK WP HR S P ERA WHIP | | | | | | | | | | | | | | | | | | | | |
| 50 Charlie Morton, R ERA: 3.47 19 Huascar Ynoa, R ERA: 7.79 Jacob Webb, R ERA: 2.57 Chad Sobotka, R ERA: 27.0 Victor Arano, R ERA: 34.71 | 3.0 3.0 1.0 0.0 0.1 | WLS B H L 6 | BF 11 13 5 4 6 | H 4 3 2 2 4 | R 0 3 1 1 2 | ER 0 3 1 4 2 | SO 0 4 1 3 1 | BB 2 0 0 2 1 | IBB 0 0 0 0 0 | HBP 0 0 0 0 0 | BLK 0 0 0 0 0 | WP 1 1 1 0 1 | HR 0 1 1 0 0 | S 12 25 11 2 7 | P 21 25 11 11 12 | ERA 0.00 9.00 9.00 ∞ 54.00 | WHIP 1.333 1.333 2.000 ∞ 15.000 | | | | |

| | |
|-----|----|
| AB | 34 |
| R | 5 |
| H | 7 |
| RBI | 5 |
| BB | 4 |
| SO | 10 |
| LOB | 15 |

| | |
|-----|----|
| AB | 36 |
| R | 16 |
| H | 16 |
| RBI | 14 |
| BB | 6 |
| SO | 10 |
| LOB | 10 |

| | |
|----|---|
| WP | 3 |
| PB | 0 |
| SB | 3 |
| CS | 1 |




| Batter | 1 | 2 | 3 | 4 | 5 | 6 | 7 | 8 | 9 | AB | R | H | RBI | BB | SO | LOB | TOP | |
|--|---------------------------------------|--|--------------------------------------|--|--------------------------------------|--|---------------------------------------|--|--------------------------------------|--|---------------------------------------|--|--------------------------------------|--|---|--|---|-----------------------------------|
| 25 Yoshi Tsutsugo, L (1,3) | | | | | | | | | | 3 | 0 | 0 | 0 | 1 | 1 | 0 | <p>Tampa Bay Rays @ Miami Marlins</p> <p>loanDepot park, Miami, FL</p> <p>Thu Apr 01 2021, 4:10 PM - 6:55 PM EDT</p> <p>Att: 7,062 - Roof Closed - 72 F</p> | |
| 17 Austin Meadows, L (1,7) 29 Pete Fairbanks, R (8,1) 63 Diego Castillo, R (9,1) | | | | | | | | | | 4 | 1 | 1 | 1 | 0 | 1 | 1 | | |
| 56 Randy Arozarena, R (1,9) OBP: 0.250, SLG: 0.250 | | | | | | | | | | 4 | 0 | 1 | 0 | 0 | 1 | 0 | | |
| 8 Brandon Lowe, L (1,4) OBP: 0.250, SLG: 0.667 | | | | | | | | | | 3 | 0 | 1 | 0 | 1 | 1 | 0 | | |
| 2 Yandy Diaz, R (1,5) | | | | | | | | | | 3 | 0 | 0 | 0 | 0 | 1 | 1 | | |
| 39 Kevin Kiermaier, L (1,8) OBP: 0.250, SLG: 0.250 | | | | | | | | | | 4 | 0 | 1 | 0 | 0 | 2 | 4 | | |
| 1 Willy Adames, R (1,6) | | | | | | | | | | 4 | 0 | 1 | 0 | 0 | 2 | 1 | | |
| 10 Mike Zunino, R (1,2) | | | | | | | | | | 3 | 0 | 0 | 0 | 1 | 1 | 0 | | |
| 20 Tyler Glasnow, L (1,1) 81 Ryan Thompson, R (7,1) 13 Manuel Margot, R (8,PH) (8,7) | | | | | | | | | | 2 | 0 | 0 | 0 | 0 | 2 | 0 | | |
| | | | | | | | | | | 2 | 0 | 0 | 0 | 0 | 0 | 3 | | |
| Inning Stats | R: 0 H: 1 E: 0 K: 1 S: 10 | L: 1 R: 3 LOB: 3 BB: 1 P: 19 | R: 0 H: 0 E: 0 K: 1 S: 6 | H: 0 R: 0 LOB: 0 BB: 0 P: 9 | R: 0 H: 0 E: 0 K: 1 S: 7 | H: 0 R: 0 LOB: 0 BB: 0 P: 11 | R: 0 H: 1 E: 0 K: 2 S: 11 | H: 0 R: 0 LOB: 1 BB: 1 P: 16 | R: 0 H: 0 E: 0 K: 0 S: 7 | H: 0 R: 0 LOB: 0 BB: 0 P: 9 | R: 0 H: 0 E: 0 K: 2 S: 9 | H: 1 R: 0 LOB: 0 BB: 0 P: 12 | R: 1 H: 1 E: 0 K: 1 S: 9 | H: 1 R: 0 LOB: 0 BB: 0 P: 15 | R: 0 H: 2 E: 0 K: 2 S: 18 | L: 2 R: 1 LOB: 3 BB: 1 P: 28 | 1B: 3 SF: 0 2B: 1 3B: 0 HR: 1 | WP: 0 PA: 36 FB: 0 CS: 0 |
| PITCHER | IP | WLS | BF | H | R | ER | SO | BB | IBB | HBP | BLK | WP | HR | S | P | ERA | WHIP | |
| 22 Sandy Alcantara, R (1,1) ERA: | 6.0 | | 23 | 2 | 0 | 0 | 7 | 2 | 0 | 1 | 0 | 0 | 0 | 52 | 83 | 0.00 | 0.667 | |
| 36 Dylan Floro, R (7,1) ERA: | 1.0 | | 3 | 0 | 0 | 0 | 2 | 0 | 0 | 0 | 0 | 0 | 0 | 9 | 12 | 0.00 | 0.000 | |
| 93 Yimi Garcia, R (8,1) ERA: 9.0 | 1.0 | L | 4 | 1 | 1 | 1 | 1 | 0 | 0 | 0 | 0 | 0 | 1 | 9 | 15 | 9.00 | 1.000 | |
| 54 Ross Detwiler, L (9,1) ERA: | 0.2 | | 4 | 2 | 0 | 0 | 2 | 0 | 0 | 0 | 0 | 0 | 0 | 11 | 14 | 0.00 | 3.000 | |
| 90 Adam Cimber, R (9,1) ERA: | 0.1 | | 2 | 0 | 0 | 0 | 0 | 1 | 0 | 0 | 0 | 0 | 0 | 7 | 14 | 0.00 | 3.000 | |
| Batter | 1 | 2 | 3 | 4 | 5 | 6 | 7 | 8 | 9 | AB | R | H | RBI | BB | SO | LOB | BOTTOM | |
| 23 Corey Dickerson, L (1,7) 54 Ross Detwiler, R (9,1) 90 Adam Cimber, R (9,1) | | | | | | | | | | 4 | 0 | 0 | 0 | 0 | 0 | 2 | <p>Tampa Bay Rays @ Miami Marlins</p> <p>loanDepot park, Miami, FL</p> <p>Thu Apr 01 2021, 4:10 PM - 6:55 PM EDT</p> <p>Att: 7,062 - Roof Closed - 72 F</p> | |
| 6 Starling Marte, R (1,8) | | | | | | | | | | 4 | 0 | 0 | 0 | 0 | 4 | 0 | | |
| 24 Jesús Aguilar, R (1,3) OBP: 0.500, SLG: 0.500 | | | | | | | | | | 4 | 0 | 2 | 0 | 0 | 0 | 0 | | |
| 14 Adam Duvall, R (1,9) (9,7) | | | | | | | | | | 4 | 0 | 0 | 0 | 1 | 2 | 0 | | |
| 15 Brian Anderson, R (1,5) | | | | | | | | | | 3 | 0 | 0 | 0 | 0 | 0 | 1 | | |
| 2 Jazz Chisholm Jr., L (1,4) | | | | | | | | | | 3 | 0 | 0 | 0 | 0 | 0 | 0 | | |
| 38 Jorge Alfaro, R (1,2) OBP: 0.333, SLG: 0.333 | | | | | | | | | | 3 | 0 | 1 | 0 | 0 | 1 | 0 | | |
| 19 Miguel Rojas, R (1,6) | | | | | | | | | | 3 | 0 | 0 | 0 | 0 | 1 | 1 | | |
| 22 Sandy Alcantara, R (1,1) 34 Magueña Sierra, L (6,PH) 36 Dylan Floro, L (7,1) 93 Yimi Garcia, R (8,1) 26 Garrett Cooper, R (9,9) | | | | | | | | | | 1 | 0 | 0 | 0 | 0 | 1 | 0 | | |
| | | | | | | | | | | 1 | 0 | 0 | 0 | 0 | 0 | 0 | | |
| Inning Stats | R: 0 H: 1 E: 0 K: 1 S: 14 | H: 0 R: 0 LOB: 0 BB: 0 P: 12 | R: 0 H: 0 E: 0 K: 1 S: 9 | H: 0 R: 0 LOB: 0 BB: 0 P: 13 | R: 0 H: 0 E: 0 K: 1 S: 9 | H: 0 R: 0 LOB: 0 BB: 0 P: 14 | R: 0 H: 0 E: 0 K: 0 S: 7 | H: 0 R: 0 LOB: 0 BB: 0 P: 9 | R: 0 H: 1 E: 0 K: 1 S: 9 | H: 1 R: 0 LOB: 1 BB: 1 P: 12 | R: 0 H: 0 E: 0 K: 0 S: 11 | H: 0 R: 0 LOB: 2 BB: 1 P: 20 | R: 0 H: 0 E: 0 K: 2 S: 8 | H: 0 R: 0 LOB: 0 BB: 0 P: 12 | 1B: 3 SF: 0 2B: 0 3B: 0 HR: 0 | WP: 0 PA: 31 FB: 0 CS: 0 | | |
| PITCHER | IP | WLS | BF | H | R | ER | SO | BB | IBB | HBP | BLK | WP | HR | S | P | ERA | WHIP | |
| 20 Tyler Glasnow, R (1,1) ERA: | 6.0 | | 19 | 1 | 0 | 0 | 6 | 0 | 0 | 0 | 0 | 0 | 0 | 57 | 77 | 0.00 | 0.167 | |
| 81 Ryan Thompson, R (7,1) ERA: | 1.0 | W | 4 | 1 | 0 | 0 | 1 | 0 | 0 | 0 | 0 | 0 | 0 | 9 | 12 | 0.00 | 1.000 | |
| 29 Pete Fairbanks, R (8,1) ERA: | 1.0 | H | 5 | 1 | 0 | 0 | 0 | 1 | 0 | 0 | 0 | 0 | 0 | 11 | 20 | 0.00 | 2.000 | |
| 63 Diego Castillo, R (9,1) ERA: | 1.0 | S | 3 | 0 | 0 | 0 | 2 | 0 | 0 | 0 | 0 | 0 | 0 | 8 | 12 | 0.00 | 0.000 | |

| Batter | 1 | 2 | 3 | 4 | 5 | 6 | 7 | 8 | 9 | AB | R | H | RBI | BB | SO | LOB | TOP | | | | | | | |
|--|---|--|---|---|--|---|------------------------------|---------------------------------|------------------------------|----------------------------------|-------------------------------|----------------------------------|-------------------------------|----------------------------------|------------------------------|----------------------------------|-------------------------------|----------------------------------|----------------------------------|------------------------------------|----------------------------------|--------|--|--|
| 25 Yoshi Tsutsugo, L (1,3) OBP: 0.375, SLG: 1.143 | F7 | | K | | | F9 | | BB | | 3 | 0 | 0 | 0 | 1 | 1 | 0 | | | | | | | | |
| 17 Austin Meadows, L (1,7) OBP: 0.250, SLG: 0.143 | | | G3 | | | | | G6-4-3 | | 3 | 1 | 1 | 1 | 1 | 0 | 1 | | | | | | | | |
| 36 Andrew Kittredge, R (8,1) OBP: 0.250, SLG: 0.250 | BB | | | | | HR | | | | 0 | 0 | 0 | 0 | 0 | 0 | 0 | | | | | | | | |
| 1 Willy Adames, R (9,6) OBP: 0.250, SLG: 0.250 | | | | | | | | | | 0 | 0 | 0 | 0 | 0 | 0 | 0 | | | | | | | | |
| 56 Randy Arozarena, R (1,9) OBP: 0.250, SLG: 0.250 | | | K | | | L8 | | | | 4 | 0 | 1 | 0 | 0 | 1 | 0 | | | | | | | | |
| 8 Brandon Lowe, L (1,4) OBP: 0.375, SLG: 0.429 | K | | | | | K | | | | 4 | 1 | 1 | 0 | 0 | 2 | 2 | | | | | | | | |
| 2 Yandy Diaz, R (1,5) OBP: 0.250, SLG: 0.143 | | | | | | | | | | 4 | 1 | 1 | 0 | 0 | 0 | 2 | | | | | | | | |
| 63 Diego Castillo, R (9,1) | G1-3 | | | | | F8 | | | | 0 | 0 | 0 | 0 | 0 | 0 | 0 | | | | | | | | |
| 18 Joey Wendle, L (1,6) OBP: 0.250, SLG: 1.000 | | | | | | | | | | 4 | 1 | 1 | 3 | 0 | 1 | 0 | | | | | | | | |
| 13 Manuel Margot, R (1,8) OBP: 0.333, SLG: 1.167 | | | | | | | | | | 4 | 2 | 2 | 1 | 0 | 0 | 0 | | | | | | | | |
| 28 Francisco Mejia, S (1,2) OBP: 0.500, SLG: 0.500 | | | | | | | | | | 4 | 2 | 2 | 1 | 0 | 0 | 0 | | | | | | | | |
| 48 Ryan Yarbrough, R (1,1) OBP: 0.250, SLG: 0.250 | | | | | | | | | | 2 | 0 | 1 | 1 | 1 | 0 | 0 | | | | | | | | |
| 29 Pete Fairbanks, R (6,1) ERA: 9.0 | | | | | | | | | | 0 | 0 | 0 | 0 | 0 | 0 | 0 | | | | | | | | |
| 50 Chaz Roe, R (7,1) ERA: 27.0 | | | | | | | | | | 0 | 0 | 0 | 0 | 0 | 0 | 0 | | | | | | | | |
| 71 Ryan Sherriff, L (8,9) OBP: 0.167, SLG: 0.167 | | | | | | | | | | 2 | 0 | 0 | 0 | 0 | 0 | 2 | | | | | | | | |
| 39 Kevin Kiermaier, L (8,8) | | | | | | | | | | 0 | 0 | 0 | 0 | 0 | 0 | 0 | | | | | | | | |
| Inning Stats | R: 0 E: 0 K: 1 S: 13 | H: 1 LOB: 2 BB: 1 P: 21 | R: 0 E: 0 K: 1 S: 14 | H: 0 LOB: 1 BB: 1 P: 20 | R: 0 E: 0 K: 2 S: 10 | H: 0 LOB: 0 BB: 0 P: 15 | R: 0 E: 0 K: 0 S: 6 | H: 0 LOB: 0 BB: 0 P: 8 | R: 0 E: 0 K: 0 S: 8 | H: 1 LOB: 0 BB: 0 P: 13 | R: 1 E: 0 K: 1 S: 15 | H: 1 LOB: 0 BB: 0 P: 18 | R: 1 E: 0 K: 0 S: 14 | H: 1 LOB: 0 BB: 0 P: 19 | R: 0 E: 0 K: 1 S: 8 | H: 0 LOB: 0 BB: 1 P: 14 | R: 4 E: 0 K: 1 S: 14 | H: 4 LOB: 0 BB: 0 P: 15 | 1B: 4 2B: 1 3B: 1 HR: 3 | SF: 1 SAC: 0 DP: 2 HBP: 0 | WP: 0 PB: 0 SB: 0 CS: 0 | PA: 36 | | |
| PITCHER | IP WLS BF H R ER SO BB IBB HBP BLK WP HR S P ERA WHIP | 5.0 18 2 0 0 4 2 0 0 0 0 0 51 77 0.00 0.800 | 1.0 4 1 1 1 1 0 0 0 0 0 1 15 18 9.00 1.000 | 1.0 4 1 1 1 1 0 0 0 0 0 1 14 19 9.00 1.000 | 1.0 H 3 0 0 0 1 1 0 0 0 0 8 14 0.00 1.000 | 1.0 L 7 4 4 4 1 0 0 0 0 0 1 14 15 36.00 4.000 | | | | | | | | | | | | | | | | | | |

Tampa Bay Rays @ Miami Marlins
loanDepot park, Miami, FL
Fri Apr 02, 2021, 7:11 PM - 10:32 PM EDT
Att: 6,115 - Roof Closed - 74 F


AB 32
R 6
H 8
RBI 6
BB 3
SO 7
LOB 7



| Batter | 1 | 2 | 3 | 4 | 5 | 6 | 7 | 8 | 9 | AB | R | H | RBI | BB | SO | LOB | BOTTOM | | | | | | |
|--|---|--|---|--|---|---|------------------------------|----------------------------------|------------------------------|----------------------------------|------------------------------|----------------------------------|-------------------------------|----------------------------------|-------------------------------|----------------------------------|-------------------------------|----------------------------------|----------------------------------|------------------------------------|----------------------------------|--------|--|
| 19 Miguel Rojas, R (1,6) OBP: 0.250, SLG: 0.250 | P3 | | | | | P4 | | | | 5 | 0 | 2 | 2 | 0 | 1 | 0 | | | | | | | |
| 6 Starling Marte, R (1,8) OBP: 0.333, SLG: 0.444 | F7 | | | | | | | | | 5 | 0 | 3 | 0 | 0 | 0 | 1 | | | | | | | |
| 24 Jesús Aguilar, R (1,3) OBP: 0.500, SLG: 0.429 | | | | | | | | | | 3 | 0 | 1 | 0 | 1 | 1 | 2 | | | | | | | |
| 34 Magneuris Sierra, L (8,9) OBP: 0.250, SLG: 0.250 | K | | | | | | | | | 1 | 1 | 0 | 0 | 0 | 0 | 1 | | | | | | | |
| 26 Garrett Cooper, R (1,9) OBP: 0.143, SLG: 0.143 | | | | | | | | | | 4 | 0 | 0 | 0 | 0 | 2 | 5 | | | | | | | |
| 15 Brian Anderson, R (1,5) OBP: 0.143, SLG: 0.143 | | | | | | | | | | 4 | 0 | 1 | 0 | 0 | 1 | 0 | | | | | | | |
| 14 Adam Duvall, R (1,7) OBP: 0.250, SLG: 0.250 | | | | | | | | | | 4 | 0 | 0 | 0 | 0 | 2 | 2 | | | | | | | |
| 2 Jazz Chisholm Jr., L (1,4) OBP: 0.429, SLG: 0.667 | | | | | | | | | | 3 | 1 | 2 | 0 | 1 | 0 | 0 | | | | | | | |
| 38 Jorge Alfaro, R (1,2) OBP: 0.286, SLG: 0.167 | | | | | | | | | | 3 | 1 | 0 | 0 | 1 | 0 | 3 | | | | | | | |
| 49 Pablo López, L (1,1) ERA: 9.0 | | | | | | | | | | 1 | 0 | 0 | 0 | 0 | 0 | 0 | | | | | | | |
| 35 Richard Bleier, L (6,1) ERA: 9.0 | | | | | | | | | | 0 | 0 | 0 | 0 | 0 | 0 | 0 | | | | | | | |
| 25 Lewis Brinson, R (7,1) ERA: 27.0 | | | | | | | | | | 0 | 0 | 0 | 0 | 0 | 0 | 0 | | | | | | | |
| 39 John Curtiss, R (8,1) ERA: 27.0 | | | | | | | | | | 1 | 1 | 1 | 1 | 0 | 0 | 0 | | | | | | | |
| 23 Corey Dickerson, L (8,1) ERA: 27.0 | | | | | | | | | | 0 | 0 | 0 | 0 | 0 | 0 | 0 | | | | | | | |
| 93 Yimi García, R (8,1) ERA: 27.0 | | | | | | | | | | 0 | 0 | 0 | 0 | 0 | 0 | 0 | | | | | | | |
| 52 Anthony Bass, R (8,1) ERA: 36.0 | | | | | | | | | | 0 | 0 | 0 | 0 | 0 | 0 | 0 | | | | | | | |
| 5 Jon Berti, R (8,9) | | | | | | | | | | 1 | 0 | 0 | 0 | 0 | 0 | 0 | | | | | | | |
| Inning Stats | R: 0 E: 0 K: 1 S: 8 | H: 0 LOB: 0 BB: 0 P: 13 | R: 0 E: 0 K: 1 S: 6 | H: 0 LOB: 0 BB: 0 P: 10 | R: 0 E: 0 K: 0 S: 5 | H: 0 LOB: 0 BB: 0 P: 8 | R: 0 E: 0 K: 0 S: 9 | H: 2 LOB: 1 BB: 0 P: 13 | R: 0 E: 0 K: 0 S: 8 | H: 1 LOB: 1 BB: 0 P: 13 | R: 0 E: 0 K: 0 S: 6 | H: 1 LOB: 2 BB: 1 P: 13 | R: 3 E: 0 K: 2 S: 20 | H: 3 LOB: 1 BB: 1 P: 34 | R: 1 E: 0 K: 1 S: 15 | H: 2 LOB: 2 BB: 1 P: 22 | R: 0 E: 0 K: 1 S: 11 | H: 1 LOB: 1 BB: 0 P: 14 | 1B: 7 2B: 3 3B: 1 HR: 0 | SF: 0 SAC: 0 DP: 1 HBP: 0 | WP: 0 PB: 0 SB: 1 CS: 0 | PA: 39 | |
| PITCHER | IP WLS BF H R ER SO BB IBB HBP BLK WP HR S P ERA WHIP | 5.2 20 4 0 0 3 1 0 0 0 0 0 41 65 0.00 0.706 | 0.1 H 2 0 0 0 0 1 0 0 0 0 1 5 0.00 3.000 | 0.2 H 4 1 2 2 2 1 0 0 0 0 13 23 27.00 3.000 | 0.1 B 3 2 1 1 1 0 0 0 0 0 7 11 27.00 6.000 | 1.0 W 6 2 1 1 1 1 0 0 0 0 15 22 9.00 3.000 | | | | | | | | | | | | | | | | | |

Tampa Bay Rays @ Miami Marlins
loanDepot park, Miami, FL
Fri Apr 02, 2021, 7:11 PM - 10:32 PM EDT
Att: 6,115 - Roof Closed - 74 F

AB 36
R 4
H 10
RBI 3
BB 3
SO 7
LOB 14



| Batter | 1 | 2 | 3 | 4 | 5 | 6 | 7 | 8 | 9 | AB | R | H | RBI | BB | SO | LOB | TOP | | | |
|--|---|--------------------------|--------------------------------|--------------------------|---------------------------------------|--------------------------|--------------------------------------|--------------------------|---------------------------------------|--------------------------|--------------------------------------|--------------------------|---------------------------------------|--------------------------|--------------------------------------|--------------------------|----------------------------------|------------------------------------|----------------------------------|--------|
| 25 Yoshi Tsutsugo, L (1, 3) OBP: 0.200, SLG: 0.077 | G6-3 | | F7 | | K | | | K | G5-3 | 5 | 1 | 1 | 0 | 0 | 1 | 2 | | | | |
| 17 Austin Meadows, L (1, 10) OBP: 0.278, SLG: 0.263 | G4-3 | | K | | | | | K | G3-1 | 5 | 0 | 0 | 0 | 0 | 2 | 3 | | | | |
| 56 Randy Arozarena, R (1, 7) OBP: 0.417, SLG: 0.364 | BB | | | | | | | K | | 3 | 1 | 2 | 0 | 1 | 1 | 0 | | | | |
| 8 Brandon Lowe, L (1, 4) OBP: 0.462, SLG: 0.455 | BB | | | | | | | K | | 3 | 0 | 2 | 0 | 1 | 0 | 1 | | | | |
| 13 Manuel Margot, R (1, 9) OBP: 0.428, SLG: 0.769 | K2-3 | | | | | | | K | | 3 | 0 | 1 | 1 | 1 | 2 | 3 | | | | |
| 18 Joey Wendle, L (1, 5) OBP: 0.273, SLG: 0.636 | | F9 | | | | | | | | 3 | 0 | 0 | 0 | 0 | 0 | 3 | | | | |
| 2 Yandy Diaz, R (8, PH) OBP: 0.417, SLG: 0.400 | | | F7 | | | | | G5-4-3 | | 0 | 0 | 0 | 1 | 1 | 0 | 0 | | | | |
| 1 Willy Adames, R (1, 6) OBP: 0.250, SLG: 0.273 | | | | | | | | K | | 3 | 0 | 1 | 0 | 1 | 1 | 3 | | | | |
| 39 Kevin Kiermaier, L (1, 8) OBP: 0.091, SLG: 0.091 | | | | | | | | K | | 1 | 0 | 0 | 0 | 0 | 0 | 1 | | | | |
| 43 Mike Brosseau, R (3, 7) OBP: 0.143, SLG: 0.143 | G6-4-3 | | | | | | | K | | 3 | 0 | 0 | 0 | 0 | 1 | 4 | | | | |
| 10 Mike Zunino, R (1, 2) OBP: 0.300, SLG: 0.500 | | | | | | | | | | 2 | 0 | 0 | 0 | 1 | 0 | 0 | | | | |
| 64 Joseph Odom, R (9, PH) | | | | | | | | | | 1 | 0 | 0 | 0 | 0 | 0 | 0 | | | | |
| Inning Stats | R: 0 H: 0 E: 0 K: 1 S: 14 | WLS: 2 BF: 2 P: 29 | H: 0 R: 0 ER: 0 SO: 7 | LOB: 0 BB: 1 P: 13 | R: 0 H: 0 E: 0 K: 1 S: 12 | LOB: 0 BB: 0 P: 18 | R: 0 H: 1 E: 0 K: 1 S: 7 | LOB: 1 BB: 0 P: 10 | R: 0 H: 1 E: 0 K: 1 S: 12 | LOB: 2 BB: 2 P: 22 | R: 0 H: 0 E: 0 K: 1 S: 6 | LOB: 0 BB: 0 P: 10 | R: 2 H: 3 E: 0 K: 3 S: 20 | LOB: 3 BB: 2 P: 38 | R: 0 H: 0 E: 0 K: 0 S: 6 | LOB: 0 BB: 0 P: 11 | 1B: 6 2B: 1 3B: 0 HR: 0 | SF: 0 SAC: 0 DP: 2 HBP: 0 | WP: 1 PB: 1 SB: 0 CS: 0 | PA: 38 |
| PITCHER | IP WLS BF H R ER SO BB IBB HBP BLK WP HR S P ERA WHIP | | | | | | | | | | | | | | | | | | | |
| 37 Nick Pivetta, R (1, 1) ERA: 4.5 | 5.0 W 20 2 0 0 4 4 0 0 0 1 0 52 92 0.00 1.200 | | | | | | | | | | | | | | | | | | | |
| 35 Matt Andriese, R (6, 1) ERA: 4.5 | 2.1 11 5 2 2 2 0 0 0 0 0 0 30 44 7.71 2.143 | | | | | | | | | | | | | | | | | | | |
| 63 Darwinzon Hernández, L (8, 1) ERA: 6.75 | 0.1 3 0 0 0 1 2 0 0 0 0 0 4 14 6.00 6.000 | | | | | | | | | | | | | | | | | | | |
| 0 Adam Ottavino, R (8, 1) ERA: 6.75 | 0.1 H 1 0 0 0 1 0 0 0 0 0 0 4 7 0.00 0.000 | | | | | | | | | | | | | | | | | | | |
| 71 Phillips Valdez, R (9, 1) ERA: | 1.0 3 0 0 0 0 0 0 0 0 0 0 6 11 0.00 0.000 | | | | | | | | | | | | | | | | | | | |

Tampa Bay Rays @ Boston Red Sox
Fenway Park, Boston, MA
Mon Apr 05 2021, 7:11 PM - 10:35 PM EDT
Att: 4,577 - Cloudy - 56 F

AB 32
R 2
H 7
RBI 2
BB 6
SO 8
LOB 20





| Batter | 1 | 2 | 3 | 4 | 5 | 6 | 7 | 8 | 9 | AB | R | H | RBI | BB | SO | LOB | BOTTOM | | | |
|---|---|---------------------------|---------------------------------|--------------------------|--------------------------------------|--------------------------|---------------------------------------|--------------------------|---------------------------------------|--------------------------|---------------------------------------|--------------------------|--------------------------------------|--------------------------|---------------------------------------|--------------------------|-----------------------------------|------------------------------------|----------------------------------|--------|
| 5 Enrique Hernández, R (1, 4) OBP: 0.222, SLG: 0.200 | K | K | | K | | | | F9 | | 5 | 0 | 1 | 1 | 0 | 3 | 3 | | | | |
| 99 Alex Verdugo, L (1, 8) OBP: 0.125, SLG: 0.200 | K | | G5-4-3 | | F7 | SF7 | | | | 4 | 1 | 2 | 2 | 0 | 1 | 0 | | | | |
| 28 J.D. Martinez, R (1, 10) OBP: 0.588, SLG: 1.133 | 1B | | G5-4-3 | | F8 | | | | | 3 | 2 | 2 | 3 | 2 | 0 | 1 | | | | |
| 2 Xander Bogaerts, R (1, 6) OBP: 0.294, SLG: 0.353 | 1B | | G5-4-3 | | E2 | | | | | 5 | 1 | 4 | 1 | 0 | 0 | 2 | | | | |
| 11 Rafael Devers, L (1, 5) | K | | G4-3 | | K | | | | | 5 | 0 | 0 | 0 | 0 | 2 | 5 | | | | |
| 7 Christian Vázquez, R (1, 2) OBP: 0.500, SLG: 0.545 | | | | | G5-3 | | | | | 4 | 2 | 2 | 0 | 0 | 0 | 1 | | | | |
| 12 Marwin González, S (1, 3) OBP: 0.400, SLG: 0.273 | G6-3 | | | | | | | | | 3 | 2 | 1 | 0 | 1 | 1 | 1 | | | | |
| 10 Hunter Renfroe, R (1, 9) OBP: 0.182, SLG: 0.200 | F8 | | | | SF9 | | | | | 3 | 2 | 2 | 1 | 0 | 0 | 1 | | | | |
| 16 Franchy Cordero, L (1, 7) OBP: 0.222, SLG: 0.333 | | | | | G3 | | | | | 4 | 1 | 2 | 2 | 0 | 1 | 2 | | | | |
| Inning Stats | R: 0 H: 2 E: 0 K: 3 S: 15 | WLS: 2 BF: 24 P: 17 | H: 2 R: 5 ER: 6 SO: 12 | LOB: 1 BB: 0 P: 12 | R: 0 H: 1 E: 0 K: 0 S: 7 | LOB: 1 BB: 1 P: 11 | R: 2 H: 2 E: 0 K: 1 S: 15 | LOB: 2 BB: 0 P: 23 | R: 2 H: 1 E: 0 K: 1 S: 18 | LOB: 1 BB: 1 P: 27 | R: 2 H: 2 E: 0 K: 1 S: 14 | LOB: 1 BB: 1 P: 24 | R: 0 H: 1 E: 0 K: 0 S: 9 | LOB: 0 BB: 0 P: 14 | R: 4 H: 5 E: 0 K: 1 S: 17 | LOB: 1 BB: 0 P: 30 | 1B: 11 2B: 4 3B: 0 HR: 1 | SF: 2 SAC: 0 DP: 2 HBP: 0 | WP: 1 PB: 0 SB: 0 CS: 0 | PA: 41 |
| PITCHER | IP WLS BF H R ER SO BB IBB HBP BLK WP HR S P ERA WHIP | | | | | | | | | | | | | | | | | | | |
| 52 Michael Wacha, R (1, 1) ERA: 7.2 | 5.0 L 24 7 6 6 2 1 0 0 0 0 0 1 36 61 20.25 3.000 | | | | | | | | | | | | | | | | | | | |
| 15 Chris Mazza, R (6, 1) ERA: 20.25 | 2.2 15 7 6 6 2 1 0 0 0 0 0 1 36 61 20.25 3.000 | | | | | | | | | | | | | | | | | | | |
| 59 Jeffrey Springs, L (8, 1) ERA: | 0.1 2 1 0 0 0 0 0 0 0 0 0 4 7 0.00 3.000 | | | | | | | | | | | | | | | | | | | |

Tampa Bay Rays @ Boston Red Sox
Fenway Park, Boston, MA
Mon Apr 05 2021, 7:11 PM - 10:35 PM EDT
Att: 4,577 - Cloudy - 56 F

AB 36
R 11
H 16
RBI 10
BB 3
SO 8
LOB 16



| Batter | 1 | 2 | 3 | 4 | 5 | 6 | 7 | 8 | 9 | AB | R | H | RBI | BB | SO | LOB | TOP | | | | | | |
|--|---|----------------------------------|------------------------------|----------------------------------|------------------------------|----------------------------------|-------------------------------|----------------------------------|------------------------------|---------------------------------|-------------------------------|----------------------------------|------------------------------|---------------------------------|-------------------------------|----------------------------------|---|-------------------------------|----------------------------------|-------------------------|------------------------------------|----------------------------------|--------|
| 25 Yoshi Tsutsugo, L (1, 3) OBP: 0.211, SLG: 0.118 | G3-1 | | 2-2 K | 1-1 BB | | 3-3 K | | 1-1 G3 | | 4 | 0 | 1 | 1 | 0 | 1 | 0 | <p>Tampa Bay Rays @ Boston Red Sox</p> <p>Fenway Park, Boston, MA</p> <p>Wed Apr 07 2021, 1:12 PM - 4:02 PM EDT</p> <p>Att: 4,751 - Cloudy - 55 F</p> <p>livebaseballscorecards.com</p> <p>AB 31 R 2 H 5 RBI 2 BB 4 SO 8 LOB 12</p>  | | | | | | |
| 17 Austin Meadows, L (1, 7) OBP: 0.290, SLG: 0.500 | P5 | | 1-1 L9 | 1-1 BB | | 0-2 BB | | 1-2 G3 | | 4 | 0 | 1 | 0 | 0 | 0 | 1 | | | | | | | |
| 56 Randy Arozarena, R (1, 9) OBP: 0.364, SLG: 0.350 | G4-3 | | | 0-2 BB | | 0-3 K | | | 0-0 43 1B 2B | 4 | 1 | 1 | 0 | 0 | 1 | 1 | | | | | | | |
| 8 Brandon Lowe, L (1, 4) OBP: 0.500, SLG: 0.333 | | 3-3 K | | 4-0 BB | | 4-0 BB | | | 0-2 P5 | 2 | 0 | 0 | 0 | 2 | 1 | 1 | | | | | | | |
| 2 Yandy Diaz, R (1, 10) OBP: 0.273, SLG: 0.211 | L9 | | | 3-3 K | | 1-3 K | | | 0-0 G6-3 | 4 | 0 | 0 | 0 | 0 | 2 | 4 | | | | | | | |
| 18 Joey Wendle, L (1, 5) OBP: 0.250, SLG: 0.500 37 Kevin Padlo, R (6, 5) | L8 | | | 0-3 K2-3 | | | | | 4-1 43 G6-4-3 BB | 2 | 0 | 0 | 0 | 0 | 1 | 1 | | | | | | | |
| 13 Manuel Margot, R (1, 8) OBP: 0.333, SLG: 0.550 43 Mike Brosseau, R (6, 9) | | | 1-0 G6-3 | | 0-2 G6-3 | | 0-0 G6-4-3 | | 0-0 43 1B BB | 2 | 0 | 0 | 0 | 0 | 0 | 0 | | | | | | | |
| 28 Francisco Mejia, S (1, 2) OBP: 0.417, SLG: 0.444 64 Joseph Odom, R (7, 2) | | | 1-0 25 1B 2B | | 0-1 G3 | | 0-0 G4-3 | | 2-3 1-3 2-H 1B | 3 | 1 | 1 | 0 | 0 | 0 | 0 | | | | | | | |
| 1 Willy Adames, R (1, 6) OBP: 0.250, SLG: 0.316 | | | 0-0 G5-3 | | 0-3 K | | | | 1-2 F9 | 3 | 0 | 0 | 0 | 0 | 1 | 1 | | | | | | | |
| Inning Stats | R: 0 E: 0 K: 0 S: 9 | H: 0 LOB: 0 BB: 0 P: 12 | R: 0 E: 0 K: 1 S: 9 | H: 0 LOB: 0 BB: 0 P: 13 | R: 1 E: 0 K: 0 S: 8 | H: 2 LOB: 1 BB: 0 P: 13 | R: 0 E: 0 K: 2 S: 10 | H: 0 LOB: 1 BB: 1 P: 17 | R: 0 E: 0 K: 1 S: 9 | H: 0 LOB: 0 BB: 0 P: 9 | R: 0 E: 0 K: 3 S: 12 | H: 1 LOB: 2 BB: 1 P: 20 | R: 0 E: 0 K: 0 S: 3 | H: 0 LOB: 0 BB: 1 P: 7 | R: 0 E: 0 K: 0 S: 11 | H: 0 LOB: 0 BB: 0 P: 14 | | R: 1 E: 0 K: 1 S: 10 | H: 2 LOB: 2 BB: 1 P: 16 | 1B: 2 2B: 3 HR: 0 | SF: 0 SAC: 0 DP: 1 HBP: 0 | WP: 0 PB: 0 SB: 0 CS: 0 | PA: 35 |
| PITCHER | IP WLS BF H R ER SO BB IBB HBP BLK WP HR S P ERA WHIP | | | | | | | | | | | | | | | | | | | | | | |
| 17 Nathan Eovaldi, R (1, 1) ERA: 1.46 | 7.0 W 26 3 1 1 7 3 0 0 0 0 0 60 91 1.29 0.857 | | | | | | | | | | | | | | | | | | | | | | |
| 36 Josh Taylor, L (8, 1) ERA: 18.0 | 2.0 9 2 1 1 1 1 0 0 0 0 0 21 30 4.50 1.500 | | | | | | | | | | | | | | | | | | | | | | |

| Batter | 1 | 2 | 3 | 4 | 5 | 6 | 7 | 8 | 9 | AB | R | H | RBI | BB | SO | LOB | BOTTOM | | | | | | |
|--|---|----------------------------------|------------------------------|----------------------------------|-------------------------------|----------------------------------|-------------------------------|----------------------------------|-------------------------------|----------------------------------|-------------------------------|----------------------------------|-------------------------------|----------------------------------|-------------------------------|----------------------------------|--|-------------------------------|----------------------------------|-----------------------------------|------------------------------------|----------------------------------|--------|
| 5 Enrique Hernández, R (1, 8) OBP: 0.231, SLG: 0.217 | G6-3 | | 2-3 K | | 2-2 28 2B 1B | 0-1 11 G6-3 1B | | 0-0 G6-4-3 | | 5 | 1 | 2 | 0 | 0 | 1 | 3 | <p>Tampa Bay Rays @ Boston Red Sox</p> <p>Fenway Park, Boston, MA</p> <p>Wed Apr 07 2021, 1:12 PM - 4:02 PM EDT</p> <p>Att: 4,751 - Cloudy - 55 F</p> <p>livebaseballscorecards.com</p> <p>AB 35 R 9 H 13 RBI 7 BB 1 SO 4 LOB 13</p>  | | | | | | |
| 11 Rafael Devers, L (1, 5) OBP: 0.190, SLG: 0.105 | K | | | 4-1 28 G3-1 BB | 1-1 F8 | 0-2 G6-3 | | | | 3 | 1 | 0 | 0 | 1 | 1 | 3 | | | | | | | |
| 28 J.D. Martinez, R (1, 7) OBP: 0.481, SLG: 0.920 | G5-3 | | | 1-1 G3-1 | 0-1 2 1B 7 1B 2B | | 1-3 K | | | 4 | 1 | 1 | 2 | 0 | 1 | 1 | | | | | | | |
| 2 Xander Bogaerts, R (1, 6) OBP: 0.400, SLG: 0.417 16 Franchy Cordero, L (7, PH) OBP: 0.333, SLG: 0.500 | | 0-1 7 FC5-4 1B | | 1-1 7 HR 1B | 2-2 7 1B 10 E 1B | | 2-0 1B | | | 3 | 2 | 3 | 1 | 0 | 0 | 0 | | | | | | | |
| 7 Christian Vázquez, R (1, 10) OBP: 0.476, SLG: 0.789 | | 0-1 FC5-4 10 G6-4-3 1B | | 2-1 1B | 0-0 10 E 1B | | 3-3 K | | | 4 | 2 | 2 | 3 | 0 | 1 | 2 | | | | | | | |
| 10 Hunter Renfroe, R (1, 9) OBP: 0.150, SLG: 0.211 | G6-4-3 | | | 1-1 L8 | 1-2 L8 | 1-0 E6 39 2B | | 1-2 G3-1 | | 4 | 1 | 0 | 0 | 0 | 2 | 2 | | | | | | | |
| 39 Christian Arroyo, R (1, 4) OBP: 0.231, SLG: 0.385 | | | 3-2 L4 | | 1-2 L4 | 0-1 2B | | 2-2 F7 | | 4 | 0 | 1 | 1 | 0 | 0 | 0 | | | | | | | |
| 29 Bobby Dalbec, R (1, 3) OBP: 0.200, SLG: 0.143 | | | | | | L5 | | 1-2 25 1B 1B | | 4 | 0 | 2 | 0 | 0 | 0 | 1 | | | | | | | |
| 25 Kevin Plawecki, R (1, 2) OBP: 0.429, SLG: 0.333 | P4 | | | 2-2 P4 | 1-1 5 1B 28 2B HBP | 2-2 F7 | | 0-0 5 G6-4-3 1B | | 3 | 1 | 1 | 0 | 0 | 0 | 1 | | | | | | | |
| Inning Stats | R: 0 E: 0 K: 1 S: 9 | H: 0 LOB: 0 BB: 0 P: 11 | R: 0 E: 0 K: 0 S: 8 | H: 1 LOB: 0 BB: 0 P: 10 | R: 0 E: 0 K: 1 S: 12 | H: 1 LOB: 1 BB: 0 P: 19 | R: 3 E: 0 K: 0 S: 13 | H: 2 LOB: 0 BB: 1 P: 23 | R: 6 E: 1 K: 0 S: 17 | H: 5 LOB: 1 BB: 0 P: 26 | R: 0 E: 0 K: 0 S: 12 | H: 1 LOB: 0 BB: 0 P: 14 | R: 0 E: 0 K: 2 S: 11 | H: 1 LOB: 1 BB: 0 P: 18 | R: 0 E: 0 K: 0 S: 10 | H: 2 LOB: 1 BB: 0 P: 13 | | R: 0 E: 0 K: 0 S: 10 | H: 2 LOB: 1 BB: 0 P: 13 | 1B: 10 2B: 2 3B: 0 HR: 1 | SF: 0 SAC: 0 DP: 3 HBP: 1 | WP: 0 PB: 0 SB: 0 CS: 0 | PA: 37 |
| PITCHER | IP WLS BF H R ER SO BB IBB HBP BLK WP HR S P ERA WHIP | | | | | | | | | | | | | | | | | | | | | | |
| 48 Ryan Yarbrough, L (1, 1) ERA: 5.06 | 5.0 L 26 6 9 6 2 1 0 1 0 0 0 0 33 45 10.80 2.000 | | | | | | | | | | | | | | | | | | | | | | |
| 31 Collin McHugh, R (6, 1) ERA: 6.75 | 3.0 11 4 0 0 2 0 0 0 0 0 0 0 33 45 0.00 1.333 | | | | | | | | | | | | | | | | | | | | | | |

| Batter | 1 | 2 | 3 | 4 | 5 | 6 | 7 | 8 | 9 | 10 | AB | R | H | RBI | BB | SO | LOB | TOP | | |
|---|------------------------------|---------------------------------|------------------------------|----------------------------------|-------------------------------|----------------------------------|-------------------------------|----------------------------------|------------------------------|----------------------------------|-------------------------------|----------------------------------|-------------------------------|----------------------------------|-------------------------------|----------------------------------|----------------------------------|------------------------------------|----------------------------------|--------|
| 26 DJ LeMahieu, R OBP: 0.395, SLG: 0.459 | F9 | | G4-6-3 2B | | G6-3 | | G5-4-3 | | FC5 | | 5 | 0 | 1 | 0 | 0 | 0 | 5 | | | |
| 99 Aaron Judge, R OBP: 0.375, SLG: 0.517 | G4-3 | | G4-6-3 BB | | K | | | 27 BB 25 1B | G6-3 | 39 SH5-4 25 FC6-2 | 3 | 1 | 0 | 0 | 2 | 1 | 2 | | | |
| 31 Aaron Hicks, S OBP: 0.250, SLG: 0.226 | G3 | | G4-6-3 | | G1-3 | | | F7 | | 25 FC6-2 39 SH5-4 18 1B | 4 | 1 | 0 | 0 | 0 | 0 | 3 | | | |
| 27 Giancarlo Stanton, R OBP: 0.297, SLG: 0.312 | | K | G5-3 | | K | | | 25 1B | | SH5-4 | 3 | 0 | 0 | 0 | 1 | 2 | 1 | | | |
| 39 Mike Tauchman, L OBP: 0.375, SLG: 0.517 | | | | | | | | BB | | | 4 | 1 | 1 | 1 | 1 | 2 | 2 | | | |
| 25 Gleyber Torres, R OBP: 0.300, SLG: 0.250 | K | | | | 24 S BB | | | 1B | | FC6-2 18 1B 24 1B | 5 | 1 | 1 | 1 | 0 | 0 | 3 | | | |
| 18 Rougned Odor, L OBP: 0.200, SLG: 0.200 | P4 | | L7 | | G4-3 | | G4-3 | P5 | | 24 1B 29 E | 3 | 2 | 1 | 1 | 0 | 3 | | | | |
| 24 Gary Sánchez, R OBP: 0.406, SLG: 0.556 | | | G6-3 | | G6-3 | | 11 BB 29 1B | F9 | | 29 1B 29 E | 3 | 2 | 1 | 1 | 0 | 3 | | | | |
| 29 Gio Urshela, R OBP: 0.344, SLG: 0.484 | | | K2-3 | | K2-3 | | 11 BB | | | E9 | 5 | 1 | 4 | 3 | 0 | 1 | 1 | | | |
| 11 Brett Gardner, L OBP: 0.476, SLG: 0.471 | | | HR | | K | | 26 FC5 99 G6-3 | | | K | 3 | 1 | 1 | 0 | 2 | 2 | 1 | | | |
| Inning Stats | R: 0 E: 0 K: 0 S: 7 | H: 0 LOB: 0 BB: 0 P: 9 | R: 0 E: 0 K: 2 S: 7 | H: 0 LOB: 0 BB: 0 P: 12 | R: 3 E: 0 K: 0 S: 11 | H: 3 LOB: 1 BB: 2 P: 22 | R: 0 E: 0 K: 2 S: 13 | H: 0 LOB: 1 BB: 1 P: 21 | R: 0 E: 0 K: 2 S: 9 | H: 1 LOB: 2 BB: 1 P: 16 | R: 1 E: 0 K: 0 S: 12 | H: 1 LOB: 2 BB: 2 P: 22 | R: 0 E: 1 K: 0 S: 16 | H: 1 LOB: 2 BB: 1 P: 21 | R: 4 E: 1 K: 2 S: 16 | H: 3 LOB: 1 BB: 0 P: 24 | 1B: 6 2B: 2 3B: 0 HR: 1 | SF: 0 SAC: 1 DP: 2 HBP: 2 | WP: 0 PB: 0 SB: 1 CS: 0 | PA: 45 |
| PITCHER | IP 2.0 | WLS 0 | BF 6 | H 0 | R 0 | ER 0 | SO 2 | BB 0 | IBB 0 | HBP 0 | BLK 0 | WP 0 | HR 0 | S 14 | P 21 | ERA 0.00 | WHIP 0.000 | | | |
| 45 Brent Honeywell, R ERA: 9.0 | IP 4.0 | WLS 3 | BF 17 | H 3 | R 3 | ER 5 | SO 3 | BB 0 | IBB 0 | HBP 0 | BLK 0 | WP 0 | HR 1 | S 41 | P 68 | ERA 6.75 | WHIP 1.500 | | | |
| 52 Michael Wacha, R ERA: 7.0 | IP 0.1 | WLS 0 | BF 4 | H 1 | R 0 | ER 0 | SO 0 | BB 1 | IBB 0 | HBP 0 | BLK 0 | WP 0 | HR 0 | S 7 | P 14 | ERA 0.00 | WHIP 6.000 | | | |
| 21 Cody Reed, L ERA: 6.23 | IP 1.0 | WLS 0 | BF 5 | H 1 | R 1 | ER 0 | SO 2 | BB 0 | IBB 0 | HBP 0 | BLK 0 | WP 0 | HR 0 | S 8 | P 18 | ERA 9.00 | WHIP 3.000 | | | |
| 81 Ryan Thompson, R ERA: 1.93 | IP 1.2 | WLS 1 | BF 6 | H 1 | R 0 | ER 0 | SO 0 | BB 1 | IBB 0 | HBP 0 | BLK 0 | WP 0 | HR 0 | S 17 | P 27 | ERA 0.00 | WHIP 1.200 | | | |

New York Yankees @ Tampa Bay Rays
Tropicana Field, St. Petersburg, FL
Sun Apr 11 2021, 1:11 PM - 4:52 PM EDT
Att: 6,965 - Dome - 72 F

AB 35
R 8
H 9
RBI 6
BB 7
SO 8
LOB 21



| Batter | 1 | 2 | 3 | 4 | 5 | 6 | 7 | 8 | 9 | 10 | AB | R | H | RBI | BB | SO | LOB | BOTTOM | | |
|---|------------------------------|---------------------------------|-------------------------------|----------------------------------|-------------------------------|----------------------------------|------------------------------|----------------------------------|------------------------------|----------------------------------|-------------------------------|----------------------------------|-------------------------------|----------------------------------|-------------------------------|----------------------------------|----------------------------------|------------------------------------|----------------------------------|--------|
| 2 Yandy Diaz, R OBP: 0.353, SLG: 0.286 | G5-4-3 BB | | 56 HR 1B | | G5-3 | | K | | | K | 3 | 1 | 1 | 0 | 1 | 1 | 0 | | | |
| 35 Brett Phillips, L OBP: 0.111, SLG: 0.250 | G5-4-3 | | HR | | G5-3 | | P3 | | | K | 5 | 1 | 1 | 2 | 0 | 1 | 1 | | | |
| 56 Randy Arozarena, R OBP: 0.351, SLG: 0.514 | G5-4-3 | | HR | | G5-3 | | P3 | | | K | 3 | 0 | 0 | 0 | 0 | 1 | 0 | | | |
| 17 Austin Meadows, L OBP: 0.375, SLG: 0.576 | HBP | | K | | HBP | | F7 | | | F8 | 3 | 0 | 0 | 0 | 0 | 1 | 0 | | | |
| 13 Manuel Margot, R OBP: 0.320, SLG: 0.542 | G6-3 | | 2B | | G4-3 | | G6-3 | | | K | 4 | 0 | 1 | 0 | 0 | 0 | 2 | | | |
| 43 Mike Brosseau, R OBP: 0.333, SLG: 0.357 | G5-3 | | G5-3 | | G5-3 | | K | | | K | 2 | 1 | 1 | 0 | 1 | 0 | 1 | | | |
| 25 Yoshi Tsutsugo, L OBP: 0.267, SLG: 0.222 | 10 HR 1B | | 1B | | G5-3 | | BB | | | K | 1 | 0 | 0 | 0 | 0 | 1 | 0 | | | |
| 8 Brandon Lowe, L OBP: 0.343, SLG: 0.250 | F9 | | G3 | | P6 | | G5-3 | | | K | 4 | 0 | 0 | 0 | 0 | 1 | 3 | | | |
| 1 Willy Adames, R OBP: 0.281, SLG: 0.433 | F7 | | K | | G5-3 | | G5-3 | | | K | 4 | 0 | 0 | 0 | 0 | 2 | 2 | | | |
| 10 Mike Zunino, R OBP: 0.304, SLG: 0.550 | F7 | | L8 | | L8 | | K | | | K | 4 | 1 | 2 | 2 | 0 | 1 | 1 | | | |
| 37 Kevin Padlo, R | K | | K | | K | | K | | | K | 4 | 0 | 0 | 0 | 0 | 4 | 1 | | | |
| Inning Stats | R: 0 E: 0 K: 0 S: 3 | H: 0 LOB: 1 BB: 1 P: 9 | R: 2 E: 0 K: 1 S: 12 | H: 2 LOB: 0 BB: 0 P: 20 | R: 2 E: 0 K: 1 S: 16 | H: 3 LOB: 1 BB: 0 P: 22 | R: 0 E: 0 K: 2 S: 8 | H: 0 LOB: 0 BB: 0 P: 12 | R: 0 E: 0 K: 0 S: 7 | H: 0 LOB: 1 BB: 1 P: 13 | R: 0 E: 0 K: 1 S: 11 | H: 0 LOB: 0 BB: 0 P: 14 | R: 0 E: 0 K: 3 S: 10 | H: 1 LOB: 1 BB: 0 P: 13 | R: 0 E: 0 K: 2 S: 10 | H: 0 LOB: 0 BB: 0 P: 18 | 1B: 2 2B: 2 3B: 0 HR: 2 | SF: 0 SAC: 0 DP: 1 HBP: 2 | WP: 0 PB: 0 SB: 0 CS: 0 | PA: 39 |
| PITCHER | IP 5.0 | WLS 2 | BF 23 | H 4 | R 4 | ER 4 | SO 3 | BB 0 | IBB 0 | HBP 0 | BLK 0 | WP 0 | HR 0 | S 19 | P 31 | ERA 0.00 | WHIP 0.000 | | | |
| 47 Jordan Montgomery, L ERA: 3.27 | IP 2.1 | WLS 0 | BF 7 | H 0 | R 0 | ER 0 | SO 3 | BB 0 | IBB 0 | HBP 0 | BLK 0 | WP 0 | HR 0 | S 7 | P 7 | ERA 0.00 | WHIP 0.000 | | | |
| 57 Chad Green, R ERA: 8.1 | IP 0.2 | WLS 0 | BF 2 | H 0 | R 0 | ER 0 | SO 0 | BB 0 | IBB 0 | HBP 0 | BLK 0 | WP 0 | HR 0 | S 10 | P 13 | ERA 0.00 | WHIP 1.000 | | | |
| 56 Darren O'Day, R ERA: 8.1 | IP 1.0 | WLS 0 | BF 4 | H 1 | R 0 | ER 0 | SO 3 | BB 0 | IBB 0 | HBP 0 | BLK 0 | WP 0 | HR 0 | S 8 | P 10 | ERA 0.00 | WHIP 0.000 | | | |
| 54 Anolis Chapman, L ERA: 10.1 | IP 1.0 | WLS 0 | BF 3 | H 0 | R 0 | ER 0 | SO 2 | BB 0 | IBB 0 | HBP 0 | BLK 0 | WP 0 | HR 0 | S 10 | P 18 | ERA 0.00 | WHIP 0.000 | | | |

New York Yankees @ Tampa Bay Rays
Tropicana Field, St. Petersburg, FL
Sun Apr 11 2021, 1:11 PM - 4:52 PM EDT
Att: 6,965 - Dome - 72 F


AB 35
R 4
H 6
RBI 4
BB 2
SO 13
LOB 11



| Batter | 1 | 2 | 3 | 4 | 5 | 6 | 7 | 8 | 9 | AB | R | H | RBI | BB | SO | LOB | TOP | | | | | | | | | | |
|---|-------------------------------|----------------------------------|------------------------------|----------------------------------|------------------------------|----------------------------------|-------------------------------|----------------------------------|-------------------------------|----------------------------------|------------------------------|----------------------------------|-------------------------------|----------------------------------|-------------------------------|----------------------------------|----------------------------------|------------------------------------|-------------------------|--------|--|--|--|--|--|--|--|
| 9 Isiah Kiner-Falefa, R OBP: 0.273, SLG: 0.429 | | | | | | | | | | 4 | 0 | 0 | 0 | 0 | 3 | 1 | | | | | | | | | | | |
| 21 David Dahl, L OBP: 0.229, SLG: 0.273 | | | | | | | | | | 4 | 0 | 0 | 0 | 0 | 2 | 1 | | | | | | | | | | | |
| 13 Joey Gallo, L OBP: 0.452, SLG: 0.333 | | | | | | | | | | 2 | 0 | 0 | 0 | 2 | 1 | 0 | | | | | | | | | | | |
| 30 Nathaniel Lowe, L OBP: 0.268, SLG: 0.474 | | | | | | | | | | 4 | 0 | 0 | 0 | 0 | 3 | 3 | | | | | | | | | | | |
| 23 Jose Trevino, R OBP: 0.407, SLG: 0.423 | | | | | | | | | | 3 | 0 | 1 | 0 | 0 | 1 | 0 | | | | | | | | | | | |
| 11 Ronald Guzmán, L OBP: 0.118, SLG: 0.250 | | | | | | | | | | 0 | 0 | 0 | 0 | 0 | 0 | 0 | | | | | | | | | | | |
| 41 Eli White, R OBP: 0.296, SLG: 0.320 | | | | | | | | | | 3 | 0 | 1 | 0 | 0 | 1 | 1 | | | | | | | | | | | |
| 15 Nick Solak, R OBP: 0.300, SLG: 0.286 | | | | | | | | | | 3 | 0 | 0 | 0 | 0 | 2 | 2 | | | | | | | | | | | |
| 19 Anderson Tejeda, S OBP: 0.143, SLG: 0.077 | | | | | | | | | | 3 | 0 | 0 | 0 | 0 | 2 | 1 | | | | | | | | | | | |
| 3 Leody Taveras, S OBP: 0.167, SLG: 0.107 | | | | | | | | | | 3 | 0 | 1 | 0 | 0 | 2 | 0 | | | | | | | | | | | |
| Inning Stats | R: 0 E: 0 K: 3 S: 10 | H: 0 LOB: 0 BB: 0 P: 16 | R: 0 E: 0 K: 1 S: 8 | H: 0 LOB: 0 BB: 0 P: 12 | R: 0 E: 0 K: 3 S: 9 | H: 0 LOB: 0 BB: 0 P: 13 | R: 0 E: 0 K: 1 S: 13 | H: 0 LOB: 1 BB: 1 P: 18 | R: 0 E: 0 K: 3 S: 10 | H: 0 LOB: 0 BB: 0 P: 11 | R: 0 E: 0 K: 1 S: 7 | H: 0 LOB: 0 BB: 0 P: 10 | R: 0 E: 0 K: 1 S: 10 | H: 1 LOB: 1 BB: 0 P: 16 | R: 0 E: 0 K: 3 S: 16 | H: 1 LOB: 2 BB: 1 P: 22 | 1B: 3 2B: 1 3B: 0 HR: 0 | SF: 0 SAC: 0 DP: 1 HBP: 0 | WP: 0 PB: 0 CS: 1 | PA: 31 | | | | | | | |
| PITCHER | IP | WLS | BF | H | R | ER | SO | BB | IBB | HBP | BLK | WP | HR | S | P | ERA | WHIP | | | | | | | | | | |
| 20 Tyler Glasnow, R ERA: 0.46 | 7.2 | W | 25 | 2 | 0 | 0 | 14 | 1 | 0 | 0 | 0 | 0 | 0 | 73 | 102 | 0.00 | 0.391 | | | | | | | | | | |
| 21 Cody Reed, L ERA: | 0.1 | H | 1 | 0 | 0 | 0 | 0 | 0 | 0 | 0 | 0 | 0 | 0 | 1 | 2 | 0.00 | 0.000 | | | | | | | | | | |
| 63 Diego Castillo, R ERA: 1.59 | 1.0 | S | 5 | 1 | 0 | 0 | 3 | 1 | 0 | 0 | 0 | 0 | 0 | 16 | 22 | 0.00 | 2.000 | | | | | | | | | | |

Texas Rangers @ Tampa Bay Rays
Tropicana Field, St. Petersburg, FL
Mon Apr 12 2021, 7:11 PM - 9:52 PM EDT
Att: 3,627 - Dome - 72 F

AB 29
R 0
H 3
RBI 0
BB 2
SO 17
LOB 9



| Batter | 1 | 2 | 3 | 4 | 5 | 6 | 7 | 8 | 9 | AB | R | H | RBI | BB | SO | LOB | BOTTOM | | | | | | | | | | |
|---|-------------------------------|----------------------------------|-------------------------------|----------------------------------|-------------------------------|----------------------------------|------------------------------|----------------------------------|-------------------------------|----------------------------------|------------------------------|---------------------------------|------------------------------|----------------------------------|------------------------------|----------------------------------|----------------------------------|------------------------------------|-------------------------|--------|--|--|--|--|--|--|--|
| 25 Yoshi Tsutsugo, L OBP: 0.235, SLG: 0.194 | | | | | | | | | | 4 | 0 | 0 | 0 | 0 | 3 | 1 | | | | | | | | | | | |
| 17 Austin Meadows, L OBP: 0.409, SLG: 0.600 | | | | | | | | | | 2 | 0 | 1 | 0 | 2 | 1 | 0 | | | | | | | | | | | |
| 56 Randy Arozarena, R OBP: 0.341, SLG: 0.474 | | | | | | | | | | 3 | 0 | 0 | 0 | 1 | 2 | 3 | | | | | | | | | | | |
| 8 Brandon Lowe, L OBP: 0.308, SLG: 0.219 | | | | | | | | | | 4 | 0 | 0 | 0 | 0 | 1 | 2 | | | | | | | | | | | |
| 13 Manuel Margot, R OBP: 0.321, SLG: 0.500 | | | | | | | | | | 2 | 0 | 0 | 0 | 1 | 1 | 2 | | | | | | | | | | | |
| 18 Joey Wendle, L OBP: 0.333, SLG: 0.500 | | | | | | | | | | 3 | 0 | 0 | 0 | 0 | 0 | 1 | | | | | | | | | | | |
| 28 Francisco Mejia, S OBP: 0.316, SLG: 0.313 | | | | | | | | | | 3 | 0 | 0 | 0 | 0 | 1 | 1 | | | | | | | | | | | |
| 35 Brett Phillips, L OBP: 0.250, SLG: 0.400 | | | | | | | | | | 2 | 0 | 1 | 0 | 1 | 1 | 0 | | | | | | | | | | | |
| 1 Willy Adames, R OBP: 0.286, SLG: 0.515 | | | | | | | | | | 3 | 1 | 1 | 1 | 0 | 2 | 2 | | | | | | | | | | | |
| Inning Stats | R: 0 E: 0 K: 1 S: 11 | H: 1 LOB: 2 BB: 1 P: 21 | R: 0 E: 0 K: 2 S: 12 | H: 1 LOB: 1 BB: 0 P: 17 | R: 0 E: 0 K: 2 S: 12 | H: 0 LOB: 0 BB: 0 P: 16 | R: 0 E: 0 K: 0 S: 9 | H: 0 LOB: 1 BB: 1 P: 17 | R: 0 E: 0 K: 3 S: 11 | H: 0 LOB: 2 BB: 2 P: 24 | R: 0 E: 0 K: 2 S: 8 | H: 0 LOB: 0 BB: 0 P: 9 | R: 1 E: 0 K: 2 S: 9 | H: 1 LOB: 0 BB: 0 P: 10 | R: 0 E: 0 K: 0 S: 6 | H: 0 LOB: 0 BB: 1 P: 13 | 1B: 0 2B: 2 3B: 0 HR: 1 | SF: 0 SAC: 0 DP: 1 HBP: 0 | WP: 1 PB: 0 CS: 0 | PA: 31 | | | | | | | |
| PITCHER | IP | WLS | BF | H | R | ER | SO | BB | IBB | HBP | BLK | WP | HR | S | P | ERA | WHIP | | | | | | | | | | |
| 33 Dane Dunning, R ERA: 1.0 | 4.0 | L | 16 | 2 | 0 | 0 | 5 | 2 | 0 | 0 | 0 | 0 | 0 | 44 | 71 | 0.00 | 1.000 | | | | | | | | | | |
| 52 Taylor Hearn, L ERA: 5.4 | 3.0 | L | 12 | 1 | 1 | 1 | 7 | 2 | 0 | 0 | 0 | 0 | 1 | 28 | 43 | 3.00 | 1.000 | | | | | | | | | | |
| 60 John King, L ERA: 1.8 | 1.0 | | 3 | 0 | 0 | 0 | 0 | 1 | 0 | 0 | 0 | 0 | 0 | 6 | 13 | 0.00 | 1.000 | | | | | | | | | | |

Texas Rangers @ Tampa Bay Rays
Tropicana Field, St. Petersburg, FL
Mon Apr 12 2021, 7:11 PM - 9:52 PM EDT
Att: 3,627 - Dome - 72 F

AB 26
R 1
H 3
RBI 1
BB 5
SO 12
LOB 12




| Batter | 1 | 2 | 3 | 4 | 5 | 6 | 7 | 8 | 9 | AB | R | H | RBI | BB | SO | LOB | TOP | | | | | | | |
|---|---|--|---|---------------------------------|------------------------------|----------------------------------|-------------------------------|----------------------------------|------------------------------|----------------------------------|-------------------------------|----------------------------------|-------------------------------|---|-------------------------------|----------------------------------|---|----------------------------------|--------------------------|---------------------------|----------------------------------|--------|--|--|
| 9 Isiah Kiner-Falefa, R OBP: 0.286, SLG: 0.426 | | | | | | | | | | 5 | 1 | 2 | 1 | 0 | 0 | 1 | <p>Texas Rangers @ Tampa Bay Rays Tropicana Field, St. Petersburg, FL Tue Apr 13 2021, 7:11 PM - 9:53 PM EDT Att. 4,753 - Dome - 72 F</p> <p>livebaseballscorecards.com</p> <p>AB 39 R 8 H 13 RBI 8 BB 2 SO 9 LOB 13</p> | | | | | | | |
| 21 David Dahl, L OBP: 0.200, SLG: 0.237 | | | | | | | | | | 5 | 0 | 0 | 0 | 0 | 1 | 4 | | | | | | | | |
| 13 Joey Gallo, L OBP: 0.447, SLG: 0.343 | | | | | | | | | | 5 | 0 | 2 | 1 | 0 | 3 | 0 | | | | | | | | |
| 23 Jose Trevino, R OBP: 0.406, SLG: 0.419 | | | | | | | | | 5 | 1 | 2 | 0 | 0 | 1 | 1 | | | | | | | | | |
| 30 Nathaniel Lowe, L OBP: 0.283, SLG: 0.452 | | | | | | | | | 4 | 1 | 1 | 0 | 1 | 2 | 2 | | | | | | | | | |
| 53 Adolis Garcia, R OBP: 0.250, SLG: 0.250 | | | | | | | | | | 4 | 1 | 1 | 0 | 0 | 1 | 3 | | | | | | | | |
| 15 Nick Solak, R OBP: 0.318, SLG: 0.333 | | | | | | | | | | 4 | 2 | 2 | 3 | 0 | 0 | 0 | | | | | | | | |
| 41 Eli White, R OBP: 0.286, SLG: 0.286 | | | | | | | | | | 3 | 1 | 0 | 0 | 1 | 0 | 2 | | | | | | | | |
| 2 Charlie Culberson, R OBP: 0.313, SLG: 0.625 | | | | | | | | | | 4 | 1 | 3 | 3 | 0 | 1 | 0 | | | | | | | | |
| Inning Stats | R: 1 E: 0 K: 1 S: 10 | H: 3 LOB: 2 BB: 0 P: 16 | R: 0 E: 0 K: 1 S: 7 | H: 0 LOB: 0 BB: 0 P: 8 | R: 0 E: 0 K: 2 S: 8 | H: 0 LOB: 0 BB: 0 P: 13 | R: 4 E: 0 K: 0 S: 18 | H: 5 LOB: 1 BB: 0 P: 26 | R: 0 E: 0 K: 2 S: 8 | H: 0 LOB: 0 BB: 0 P: 10 | R: 1 E: 0 K: 0 S: 13 | H: 2 LOB: 2 BB: 1 P: 20 | R: 0 E: 0 K: 2 S: 10 | H: 0 LOB: 1 BB: 1 P: 17 | R: 2 E: 0 K: 0 S: 14 | H: 2 LOB: 0 BB: 0 P: 20 | R: 0 E: 0 K: 1 S: 8 | H: 1 LOB: 0 BB: 0 P: 12 | 1B: 10 2B: 2 HR: 1 | SF: 0 SAC: 0 HBP: 0 | WP: 1 PB: 0 SB: 2 CS: 0 | PA: 41 | | |
| PITCHER | IP WLS BF H R ER SO BB IBB HBP BLK WP HR S P ERA WHIP | 6.0 L 29 10 6 6 6 1 0 0 0 0 0 64 93 9.00 1.833 | 3.0 12 3 2 2 3 1 0 0 0 1 1 32 49 6.00 1.333 | | | | | | | | | | | 3.0 12 3 2 2 3 1 0 0 0 1 1 32 49 6.00 1.333 | | | | | | | | | | |

| Batter | 1 | 2 | 3 | 4 | 5 | 6 | 7 | 8 | 9 | AB | R | H | RBI | BB | SO | LOB | BOTTOM | | | | | | | | |
|---|---|---|--|--|------------------------------|----------------------------------|------------------------------|----------------------------------|------------------------------|----------------------------------|------------------------------|---------------------------------|-------------------------------|----------------------------------|--|----------------------------------|--|---------------------------|----------------------------------|--------|--|--|--|--|--|
| 17 Austin Meadows, L OBP: 0.396, SLG: 0.553 | | | | | | | | | | 3 | 0 | 0 | 0 | 1 | 0 | 0 | <p>Texas Rangers @ Tampa Bay Rays Tropicana Field, St. Petersburg, FL Tue Apr 13 2021, 7:11 PM - 9:53 PM EDT Att. 4,753 - Dome - 72 F</p> <p>livebaseballscorecards.com</p> <p>AB 33 R 3 H 7 RBI 2 BB 2 SO 6 LOB 14</p> | | | | | | | | |
| 56 Randy Arozarena, R OBP: 0.378, SLG: 0.488 | | | | | | | | | | 3 | 2 | 2 | 0 | 0 | 0 | 1 | | | | | | | | | |
| 18 Joey Wendle, L OBP: 0.333, SLG: 0.517 | | | | | | | | | | 3 | 1 | 1 | 1 | 0 | 0 | 2 | | | | | | | | | |
| 43 Mike Brosseau, R OBP: 0.313, SLG: 0.333 | | | | | | | | | | 4 | 0 | 2 | 0 | 0 | 1 | 1 | | | | | | | | | |
| 8 Brandon Lowe, L OBP: 0.326, SLG: 0.250 | | | | | | | | | | 3 | 0 | 2 | 1 | 1 | 0 | 0 | | | | | | | | | |
| 2 Yandy Diaz, R OBP: 0.395, SLG: 0.323 | | | | | | | | | | 3 | 0 | 2 | 1 | 1 | 0 | 0 | | | | | | | | | |
| 25 Yoshi Tsutsugo, L OBP: 0.216, SLG: 0.176 | | | | | | | | | | 3 | 0 | 0 | 0 | 0 | 0 | 3 | | | | | | | | | |
| 13 Manuel Margot, R OBP: 0.310, SLG: 0.481 | | | | | | | | | | 1 | 0 | 0 | 0 | 0 | 0 | 2 | | | | | | | | | |
| 1 Willy Adames, R OBP: 0.256, SLG: 0.459 | | | | | | | | | | 4 | 0 | 0 | 0 | 0 | 1 | 2 | | | | | | | | | |
| 35 Brett Phillips, L OBP: 0.188, SLG: 0.286 | | | | | | | | | | 4 | 0 | 0 | 0 | 0 | 2 | 2 | | | | | | | | | |
| 10 Mike Zunino, R OBP: 0.259, SLG: 0.458 | | | | | | | | | | 4 | 0 | 0 | 0 | 0 | 2 | 0 | | | | | | | | | |
| Inning Stats | R: 2 E: 1 K: 1 S: 12 | H: 2 LOB: 1 BB: 0 P: 20 | R: 0 E: 0 K: 0 S: 7 | H: 0 LOB: 0 BB: 0 P: 12 | R: 0 E: 0 K: 1 S: 9 | H: 1 LOB: 2 BB: 1 P: 16 | R: 0 E: 0 K: 1 S: 7 | H: 1 LOB: 1 BB: 0 P: 10 | R: 0 E: 0 K: 0 S: 6 | H: 0 LOB: 0 BB: 0 P: 10 | R: 0 E: 0 K: 0 S: 5 | H: 0 LOB: 0 BB: 0 P: 6 | R: 1 E: 0 K: 0 S: 14 | H: 3 LOB: 2 BB: 0 P: 19 | R: 0 E: 0 K: 3 S: 10 | H: 0 LOB: 0 BB: 0 P: 15 | 1B: 6 2B: 1 HR: 0 | SF: 0 SAC: 0 HBP: 1 | WP: 0 PB: 0 SB: 0 CS: 0 | PA: 36 | | | | | |
| PITCHER | IP WLS BF H R ER SO BB IBB HBP BLK WP HR S P ERA WHIP | 7.0 W 27 4 2 1 3 2 0 0 0 0 0 14 19 9.00 3.000 | 1.0 6 3 1 1 0 0 0 0 0 0 0 14 19 9.00 3.000 | 1.0 3 0 0 0 3 0 0 0 0 0 0 10 15 0.00 0.000 | | | | | | | | | | | 1.0 6 3 0 0 3 0 0 0 0 0 10 15 0.00 0.000 | | | | | | | | | | |

| Batter | 1 | 2 | 3 | 4 | 5 | 6 | 7 | 8 | 9 | 10 | AB | R | H | RBI | BB | SO | LOB | TOP | | | | | |
|---|--|------------------------------------|----------------------------------|-----------------------------------|-------------------------------|----------------------------------|-------------------------------|----------------------------------|-------------------------------|----------------------------------|------------------------------|---------------------------------|-------------------------------|----------------------------------|------------------------------|----------------------------------|-------------------------------|----------------------------------|----------------------------------|------------------------------------|----------------------------------|--------------|--|
| 9 Isiah Kiner-Falefa, R OBP: 0.288, SLG: 0.393 | | | | | | | | | | | 5 | 0 | 2 | 0 | 0 | 0 | 1 | | | | | | |
| 23 Jose Trevino, R OBP: 0.378, SLG: 0.389 | | | | | | | | | | | 5 | 1 | 1 | 0 | 0 | 1 | 1 | | | | | | |
| 13 Joey Gallo, L OBP: 0.482, SLG: 0.350 | | | | | | | | | | | 3 | 1 | 1 | 0 | 2 | 2 | 0 | | | | | | |
| 53 Adolis Garcia, R OBP: 0.308, SLG: 0.692 | | | | | | | | | | | 5 | 1 | 1 | 2 | 0 | 1 | 5 | | | | | | |
| 30 Nathaniel Lowe, L OBP: 0.327, SLG: 0.510 | | | | | | | | | | | 3 | 0 | 1 | 0 | 1 | 0 | 1 | | | | | | |
| 15 Nick Solak, R OBP: 0.321, SLG: 0.396 | | | | | | | | | | | 5 | 2 | 3 | 2 | 0 | 1 | 1 | | | | | | |
| 2 Charlie Culberson, R OBP: 0.375, SLG: 0.696 | | | | | | | | | | | 4 | 1 | 1 | 2 | 0 | 1 | 2 | | | | | | |
| 41 Eli White, R OBP: 0.250, SLG: 0.242 | | | | | | | | | | | 5 | 0 | 0 | 0 | 0 | 1 | 2 | | | | | | |
| 3 Leody Taveras, S OBP: 0.158, SLG: 0.111 | | | | | | | | | | | 4 | 0 | 1 | 0 | 0 | 1 | 0 | | | | | | |
| Inning Stats | R: 0 E: 0 K: 1 S: 10 | H: 1 LOB: 0 BB: 0 P: 14 | R: 1 E: 0 K: 0 S: 11 | H: 1 LOB: 0 BB: 0 P: 18 | R: 0 E: 0 K: 1 S: 15 | H: 2 LOB: 3 BB: 1 P: 27 | R: 2 E: 0 K: 0 S: 15 | H: 3 LOB: 1 BB: 0 P: 21 | R: 1 E: 0 K: 0 S: 10 | H: 1 LOB: 2 BB: 0 P: 18 | R: 0 E: 0 K: 1 S: 5 | H: 0 LOB: 0 BB: 0 P: 7 | R: 0 E: 0 K: 1 S: 11 | H: 1 LOB: 1 BB: 0 P: 14 | R: 0 E: 0 K: 1 S: 7 | H: 0 LOB: 0 BB: 0 P: 14 | R: 2 E: 0 K: 1 S: 11 | H: 2 LOB: 2 BB: 1 P: 20 | 1B: 8 2B: 0 3B: 0 HR: 3 | SF: 0 SAC: 1 DP: 1 HBP: 1 | WP: 0 PB: 0 SB: 2 CS: 0 | PA: 44 | |
| PITCHER | IP WLS BF H R ER SO ERA WHIP | 1P 4.1 | 2P 7 | 3P 4 | 4P 4 | 5P 2 | 6P 2 | 7P 2 | 8P 2 | 9P 1 | 10P 1 | 11P 0 | 12P 0 | 13P 0 | 14P 0 | 15P 0 | 16P 0 | 17P 1 | 18P 11 | 19P 20 | 20P 9.00 | 21P 3.000 | |
| 14 Rich Hill, L ERA: 7.53 | 36 Andrew Kittredge, R ERA: 1.69 | 59 Jeffrey Springs, L ERA: 5.06 | 81 Ryan Thompson, R ERA: 5.06 | 63 Diego Castillo, R ERA: 1.35 | 21 Cody Reed, L ERA: 2.7 | | | | | | | | | | | | | | | | | | |

Texas Rangers @ Tampa Bay Rays
Tropicana Field, St. Petersburg, FL
Thu Apr 15 2021, 7:11 PM - 10:54 PM EDT
Att: 4,217 - Dome - 72 F


livebaseballscorecards.com
AB 39
R 6
H 11
RBI 6
BB 3
SO 8
LOB 13



| Batter | 1 | 2 | 3 | 4 | 5 | 6 | 7 | 8 | 9 | 10 | AB | R | H | RBI | BB | SO | LOB | BOTTOM | | | | | | |
|---|--|----------------------------------|---------------------------------|---------------------------------|-------------------------------|----------------------------------|-------------------------------|----------------------------------|------------------------------|----------------------------------|-------------------------------|----------------------------------|-------------------------------|----------------------------------|-------------------------------|----------------------------------|-------------------------------|----------------------------------|-------------------------------|----------------------------------|----------------------------------|------------------------------------|----------------------------------|--------|
| 17 Austin Meadows, L OBP: 0.368, SLG: 0.489 | | | | | | | | | | | 5 | 0 | 1 | 1 | 0 | 2 | 3 | | | | | | | |
| 56 Randy Arozarena, R OBP: 0.333, SLG: 0.408 | | | | | | | | | | | 4 | 0 | 0 | 0 | 1 | 0 | 2 | | | | | | | |
| 8 Brandon Lowe, L OBP: 0.308, SLG: 0.295 | | | | | | | | | | | 4 | 0 | 0 | 0 | 1 | 2 | 2 | | | | | | | |
| 2 Yandy Diaz, R OBP: 0.426, SLG: 0.324 | | | | | | | | | | | 2 | 0 | 0 | 0 | 3 | 0 | 0 | | | | | | | |
| 18 Joey Wendle, L OBP: 0.308, SLG: 0.474 | | | | | | | | | | | 5 | 0 | 1 | 0 | 0 | 1 | 4 | | | | | | | |
| 13 Manuel Margot, R OBP: 0.342, SLG: 0.486 | | | | | | | | | | | 4 | 1 | 1 | 0 | 1 | 3 | 2 | | | | | | | |
| 43 Mike Brosseau, R OBP: 0.333, SLG: 0.550 | | | | | | | | | | | 5 | 2 | 2 | 2 | 0 | 1 | 2 | | | | | | | |
| 28 Francisco Mejia, S OBP: 0.348, SLG: 0.350 | | | | | | | | | | | 4 | 0 | 2 | 0 | 0 | 0 | 0 | | | | | | | |
| 1 Willy Adames, R OBP: 0.233, SLG: 0.415 | | | | | | | | | | | 1 | 0 | 0 | 0 | 0 | 1 | 1 | | | | | | | |
| 35 Brett Phillips, L OBP: 0.250, SLG: 0.250 | | | | | | | | | | | 2 | 1 | 0 | 0 | 2 | 1 | 2 | | | | | | | |
| 25 Yoshi Tsutsugo, L OBP: 0.214, SLG: 0.179 | | | | | | | | | | | 1 | 0 | 0 | 0 | 0 | 1 | 1 | | | | | | | |
| Inning Stats | R: 0 E: 0 K: 2 S: 9 | H: 0 LOB: 0 BB: 0 P: 13 | R: 0 E: 0 K: 1 S: 6 | H: 0 LOB: 0 BB: 0 P: 6 | R: 1 E: 0 K: 1 S: 17 | H: 3 LOB: 2 BB: 0 P: 24 | R: 2 E: 0 K: 0 S: 15 | H: 2 LOB: 0 BB: 0 P: 20 | R: 0 E: 0 K: 0 S: 9 | H: 0 LOB: 0 BB: 0 P: 13 | R: 0 E: 0 K: 1 S: 12 | H: 0 LOB: 2 BB: 2 P: 29 | R: 1 E: 1 K: 1 S: 13 | H: 0 LOB: 3 BB: 4 P: 34 | R: 0 E: 0 K: 2 S: 14 | H: 1 LOB: 2 BB: 1 P: 23 | R: 0 E: 0 K: 2 S: 13 | H: 1 LOB: 2 BB: 1 P: 20 | R: 0 E: 0 K: 2 S: 10 | H: 0 LOB: 1 BB: 0 P: 14 | 1B: 4 2B: 2 3B: 0 HR: 1 | SF: 0 SAC: 0 DP: 0 HBP: 0 | WP: 0 PB: 0 SB: 1 CS: 0 | PA: 45 |
| PITCHER | IP WLS BF H R ER SO ERA WHIP | 1P 5.1 | 2P 8 | 3P 0 | 4P 1 | 5P 4 | 6P 0 | 7P 0 | 8P 0 | 9P 0 | 10P 0 | 11P 0 | 12P 0 | 13P 0 | 14P 0 | 15P 0 | 16P 0 | 17P 0 | 18P 0 | 19P 0 | 20P 0.00 | 21P 0.000 | | |
| 24 Jordan Lyles, R ERA: 4.7 | 63 Wes Benjamin, L ERA: 4.76 | 56 Brett de Geus, R ERA: 4.05 | 52 Taylor Hearn, L ERA: 5.19 | 66 Josh Sborz, R ERA: 7.2 | 31 Ian Kennedy, R ERA: 3.6 | | | | | | | | | | | | | | | | | | | |

Texas Rangers @ Tampa Bay Rays
Tropicana Field, St. Petersburg, FL
Thu Apr 15 2021, 7:11 PM - 10:54 PM EDT
Att: 4,217 - Dome - 72 F

livebaseballscorecards.com
AB 37
R 4
H 7
RBI 3
BB 8
SO 12
LOB 19



| Batter | 1 | 2 | 3 | 4 | 5 | 6 | 7 | 8 | 9 | AB | R | H | RBI | BB | SO | LOB | TOP | | | | |
|---|---|---|---|---|---|---|---|---|---|---|---|---|---|---|---|---|---|---|---|---|---|
| 17 Austin Meadows, L OBP: 0.381, SLG: 0.460 | | | | | | | | | | 3 | 1 | 0 | 0 | 3 | 2 | 3 | | | | | |
| 56 Randy Arozarena, R OBP: 0.338, SLG: 0.415 | | | | | | | | | | 4 | 1 | 1 | 1 | 1 | 0 | 2 | | | | | |
| 35 Brett Phillips, L OBP: 0.250, SLG: 0.250 | | | | | | | | | | 0 | 0 | 0 | 0 | 0 | 0 | 0 | | | | | |
| 8 Brandon Lowe, L OBP: 0.333, SLG: 0.319 | | | | | | | | | | 3 | 0 | 1 | 2 | 1 | 1 | 1 | | | | | |
| 2 Yandy Diaz, R OBP: 0.423, SLG: 0.333 | | | | | | | | | | 5 | 0 | 2 | 0 | 0 | 0 | 4 | | | | | |
| 18 Joey Wendle, L OBP: 0.341, SLG: 0.488 | | | | | | | | | | 5 | 2 | 3 | 0 | 0 | 2 | 3 | | | | | |
| 13 Manuel Margot, R OBP: 0.348, SLG: 0.462 | | | | | | | | | | 4 | 1 | 1 | 0 | 1 | 1 | 4 | | | | | |
| 43 Mike Brosseau, R OBP: 0.308, SLG: 0.520 | | | | | | | | | | 5 | 1 | 1 | 1 | 0 | 2 | 7 | | | | | |
| 1 Willy Adames, R OBP: 0.229, SLG: 0.391 | | | | | | | | | | 5 | 1 | 1 | 0 | 0 | 1 | 3 | | | | | |
| 10 Mike Zunino, R OBP: 0.257, SLG: 0.419 | | | | | | | | | | 4 | 1 | 1 | 2 | 1 | 2 | 1 | | | | | |
| Inning Stats | R: 2 H: 2 E: 0 K: 2 S: 15 | H: 2 LOB: 2 BB: 2 P: 30 | R: 0 H: 1 E: 0 K: 2 S: 11 | H: 1 LOB: 1 BB: 0 P: 18 | R: 0 H: 1 E: 1 K: 2 S: 11 | H: 1 LOB: 2 BB: 0 P: 21 | R: 0 H: 0 E: 0 K: 0 S: 14 | H: 0 LOB: 3 BB: 3 P: 30 | R: 4 H: 2 E: 2 K: 2 S: 19 | H: 2 LOB: 1 BB: 2 P: 33 | R: 2 H: 4 E: 0 K: 0 S: 11 | H: 4 LOB: 2 BB: 0 P: 15 | R: 0 H: 1 E: 0 K: 0 S: 8 | H: 1 LOB: 0 BB: 0 P: 12 | R: 0 H: 0 E: 0 K: 3 S: 11 | H: 0 LOB: 0 BB: 0 P: 16 | 1B: 7 2B: 4 3B: 0 HR: 0 | SF: 0 SAC: 0 DP: 1 HBP: 1 | WP: 0 PB: 0 SB: 0 CS: 0 | PA: 46 | |
| PITCHER | IP WLS BF H R ER SO BB IBB HBP BLK WP HR S P ERA WHIP | IP WLS BF H R ER SO BB IBB HBP BLK WP HR S P ERA WHIP | IP WLS BF H R ER SO BB IBB HBP BLK WP HR S P ERA WHIP | IP WLS BF H R ER SO BB IBB HBP BLK WP HR S P ERA WHIP | IP WLS BF H R ER SO BB IBB HBP BLK WP HR S P ERA WHIP | IP WLS BF H R ER SO BB IBB HBP BLK WP HR S P ERA WHIP | IP WLS BF H R ER SO BB IBB HBP BLK WP HR S P ERA WHIP | IP WLS BF H R ER SO BB IBB HBP BLK WP HR S P ERA WHIP | IP WLS BF H R ER SO BB IBB HBP BLK WP HR S P ERA WHIP | IP WLS BF H R ER SO BB IBB HBP BLK WP HR S P ERA WHIP | IP WLS BF H R ER SO BB IBB HBP BLK WP HR S P ERA WHIP | IP WLS BF H R ER SO BB IBB HBP BLK WP HR S P ERA WHIP | IP WLS BF H R ER SO BB IBB HBP BLK WP HR S P ERA WHIP | IP WLS BF H R ER SO BB IBB HBP BLK WP HR S P ERA WHIP | IP WLS BF H R ER SO BB IBB HBP BLK WP HR S P ERA WHIP | IP WLS BF H R ER SO BB IBB HBP BLK WP HR S P ERA WHIP | IP WLS BF H R ER SO BB IBB HBP BLK WP HR S P ERA WHIP | IP WLS BF H R ER SO BB IBB HBP BLK WP HR S P ERA WHIP | IP WLS BF H R ER SO BB IBB HBP BLK WP HR S P ERA WHIP | IP WLS BF H R ER SO BB IBB HBP BLK WP HR S P ERA WHIP | IP WLS BF H R ER SO BB IBB HBP BLK WP HR S P ERA WHIP |
| 79 Nick Nelson, R ERA: 10.8 | 1.0 | L | 7 | 2 | 2 | 2 | 2 | 2 | 2 | 2 | 0 | 0 | 0 | 0 | 0 | 0 | 15 | 30 | 18.00 | 4.000 | |
| 73 Michael King, R ERA | 3.0 | | 15 | 2 | 0 | 0 | 4 | 3 | 0 | 1 | 0 | 0 | 0 | 0 | 0 | 36 | 69 | 0.00 | 1.667 | | |
| 85 Luis Cessa, R ERA: 1.17 | 1.0 | | 8 | 2 | 4 | 1 | 2 | 2 | 0 | 0 | 0 | 0 | 0 | 0 | 19 | 33 | 9.00 | 4.000 | | | |
| 63 Lucas Luetge, L ERA: 6.1 | 4.0 | | 16 | 5 | 2 | 2 | 3 | 0 | 0 | 0 | 0 | 0 | 0 | 0 | 35 | 52 | 4.50 | 1.250 | | | |

Tampa Bay Rays @ New York Yankees
Yankee Stadium, Bronx, NY
Fri Apr 16, 2021, 7:10 PM - 10:30 PM EDT
Att: 10,202 - Drizzlie - 45 F

livebaseballscorecards.com

AB 38
R 8
H 11
RBI 6
BB 7
SO 11
LOB 28

| Batter | 1 | 2 | 3 | 4 | 5 | 6 | 7 | 8 | 9 | AB | R | H | RBI | BB | SO | LOB | BOTTOM | | | | | |
|---|---|---|---|---|---|---|---|---|---|---|---|---|---|---|---|---|---|---|---|---|---|---|
| 26 DJ LeMahieu, R OBP: 0.364, SLG: 0.417 | | | | | | | | | | 4 | 0 | 0 | 0 | 0 | 1 | 1 | | | | | | |
| 99 Aaron Judge, R OBP: 0.354, SLG: 0.558 | | | | | | | | | | 4 | 0 | 0 | 0 | 0 | 2 | 1 | | | | | | |
| 25 Gleyber Torres, R OBP: 0.346, SLG: 0.273 | | | | | | | | | | 3 | 1 | 1 | 0 | 1 | 1 | 0 | | | | | | |
| 27 Giancarlo Stanton, R OBP: 0.234, SLG: 0.341 | | | | | | | | | | 4 | 1 | 1 | 2 | 0 | 2 | 1 | | | | | | |
| 29 Gio Urshela, R OBP: 0.298, SLG: 0.378 | | | | | | | | | | 3 | 0 | 1 | 0 | 0 | 1 | 1 | | | | | | |
| 31 Aaron Hicks, S OBP: 0.255, SLG: 0.262 | | | | | | | | | | 3 | 0 | 0 | 0 | 0 | 1 | 1 | | | | | | |
| 24 Gary Sánchez, R OBP: 0.349, SLG: 0.432 | | | | | | | | | | 3 | 0 | 0 | 0 | 0 | 2 | 1 | | | | | | |
| 66 Kyle Higashioka, R OBP: 0.455, SLG: 1.100 | | | | | | | | | | 0 | 0 | 0 | 0 | 0 | 0 | 0 | | | | | | |
| 77 Clint Frazier, R OBP: 0.270, SLG: 0.242 | | | | | | | | | | 3 | 0 | 0 | 0 | 0 | 3 | 0 | | | | | | |
| 18 Rougned Odor, L OBP: 0.167, SLG: 0.118 | | | | | | | | | | 2 | 0 | 0 | 0 | 1 | 1 | 0 | | | | | | |
| Inning Stats | R: 0 H: 0 E: 0 K: 1 S: 8 | H: 1 LOB: 0 BB: 0 P: 11 | R: 0 H: 1 E: 0 K: 1 S: 13 | H: 1 LOB: 0 BB: 0 P: 18 | R: 0 H: 0 E: 0 K: 2 S: 12 | H: 0 LOB: 0 BB: 0 P: 16 | R: 0 H: 0 E: 0 K: 3 S: 15 | H: 0 LOB: 1 BB: 1 P: 23 | R: 0 H: 0 E: 0 K: 2 S: 8 | H: 0 LOB: 0 BB: 0 P: 14 | R: 0 H: 0 E: 0 K: 0 S: 4 | H: 0 LOB: 0 BB: 1 P: 11 | R: 2 H: 2 E: 0 K: 1 S: 10 | H: 2 LOB: 0 BB: 0 P: 18 | R: 0 H: 0 E: 0 K: 2 S: 11 | H: 0 LOB: 0 BB: 0 P: 20 | R: 0 H: 0 E: 0 K: 2 S: 9 | H: 0 LOB: 0 BB: 0 P: 13 | 1B: 2 2B: 0 3B: 0 HR: 1 | SF: 0 SAC: 0 DP: 1 HBP: 0 | WP: 0 PB: 0 SB: 0 CS: 0 | PA: 31 |
| PITCHER | IP WLS BF H R ER SO BB IBB HBP BLK WP HR S P ERA WHIP | IP WLS BF H R ER SO BB IBB HBP BLK WP HR S P ERA WHIP | IP WLS BF H R ER SO BB IBB HBP BLK WP HR S P ERA WHIP | IP WLS BF H R ER SO BB IBB HBP BLK WP HR S P ERA WHIP | IP WLS BF H R ER SO BB IBB HBP BLK WP HR S P ERA WHIP | IP WLS BF H R ER SO BB IBB HBP BLK WP HR S P ERA WHIP | IP WLS BF H R ER SO BB IBB HBP BLK WP HR S P ERA WHIP | IP WLS BF H R ER SO BB IBB HBP BLK WP HR S P ERA WHIP | IP WLS BF H R ER SO BB IBB HBP BLK WP HR S P ERA WHIP | IP WLS BF H R ER SO BB IBB HBP BLK WP HR S P ERA WHIP | IP WLS BF H R ER SO BB IBB HBP BLK WP HR S P ERA WHIP | IP WLS BF H R ER SO BB IBB HBP BLK WP HR S P ERA WHIP | IP WLS BF H R ER SO BB IBB HBP BLK WP HR S P ERA WHIP | IP WLS BF H R ER SO BB IBB HBP BLK WP HR S P ERA WHIP | IP WLS BF H R ER SO BB IBB HBP BLK WP HR S P ERA WHIP | IP WLS BF H R ER SO BB IBB HBP BLK WP HR S P ERA WHIP | IP WLS BF H R ER SO BB IBB HBP BLK WP HR S P ERA WHIP | IP WLS BF H R ER SO BB IBB HBP BLK WP HR S P ERA WHIP | IP WLS BF H R ER SO BB IBB HBP BLK WP HR S P ERA WHIP | IP WLS BF H R ER SO BB IBB HBP BLK WP HR S P ERA WHIP | IP WLS BF H R ER SO BB IBB HBP BLK WP HR S P ERA WHIP | IP WLS BF H R ER SO BB IBB HBP BLK WP HR S P ERA WHIP |
| 52 Michael Wacha, R ERA: 4.2 | 6.0 | W | 20 | 1 | 0 | 0 | 9 | 2 | 0 | 0 | 0 | 0 | 0 | 0 | 0 | 0 | 60 | 93 | 0.00 | 0.500 | | |
| 34 Trevor Richards, R ERA: 7.2 | 2.0 | | 8 | 2 | 2 | 2 | 3 | 0 | 0 | 0 | 0 | 0 | 0 | 0 | 0 | 0 | 21 | 38 | 9.00 | 1.000 | | |
| 60 Hunter Strickland, R ERA: 2.25 | 1.0 | | 3 | 0 | 0 | 0 | 2 | 0 | 0 | 0 | 0 | 0 | 0 | 0 | 0 | 9 | 13 | 0.00 | 0.000 | | | |

Tampa Bay Rays @ New York Yankees
Yankee Stadium, Bronx, NY
Fri Apr 16, 2021, 7:10 PM - 10:30 PM EDT
Att: 10,202 - Drizzlie - 45 F

livebaseballscorecards.com

AB 29
R 2
H 3
RBI 2
BB 2
SO 14
LOB 6

| Batter | 1 | 2 | 3 | 4 | 5 | 6 | 7 | 8 | 9 | AB | R | H | RBI | BB | SO | LOB | TOP | | | | | | | | | | |
|--|------------------------------|----------------------------------|-------------------------------|----------------------------------|------------------------------|---------------------------------|-------------------------------|----------------------------------|------------------------------|----------------------------------|------------------------------|---------------------------------|-------------------------------|----------------------------------|-------------------------------|----------------------------------|--|----------------------------------|----------------------------------|------------------------------------|----------------------------------|--------|--|--|--|--|--|
| 2 Yandy Diaz, R OBP: 0.411, SLG: 0.326 | G4-3 | | G1-3 | | | L9 | | | | 4 | 0 | 1 | 0 | 0 | 0 | 0 | Tampa Bay Rays @ New York Yankees Yankee Stadium, Bronx, NY Sat Apr 17 2021, 1:09 PM - 4:37 PM EDT Att: 10,583 - Cloudy - 52 F | | | | | | | | | | |
| 56 Randy Arozarena, R OBP: 0.317, SLG: 0.386 39 Kevin Kiermaier, L OBP: 0.091, SLG: 0.091 | K | | K | | | B2 | | K | | 4 | 0 | 0 | 0 | 0 | 3 | 1 | | | | | | | | | | | |
| 17 Austin Meadows, L OBP: 0.373, SLG: 0.434 | K | | | | | P6 | | K | | 3 | 1 | 0 | 0 | 1 | 2 | 1 | | | | | | | | | | | |
| 43 Mike Brosseau, R OBP: 0.333, SLG: 0.500 | | G6-3 | | | F9 | | | | | 3 | 1 | 1 | 0 | 1 | 0 | 1 | | | | | | | | | | | |
| 13 Manuel Margot, R OBP: 0.340, SLG: 0.512 | K | | | | | | | | | 4 | 2 | 1 | 2 | 0 | 2 | 2 | | | | | | | | | | | |
| 28 Francisco Mejia, S OBP: 0.370, SLG: 0.542 | | | | | | | | | | 4 | 1 | 2 | 2 | 0 | 0 | 1 | | | | | | | | | | | |
| 18 Joey Wendle, L OBP: 0.333, SLG: 0.532 | | | | | | | | | | 4 | 1 | 1 | 2 | 0 | 1 | 1 | | | | | | | | | | | |
| 1 Willy Adames, R OBP: 0.212, SLG: 0.360 | | | | | | | | | | 4 | 0 | 0 | 0 | 0 | 2 | 1 | | | | | | | | | | | |
| 35 Brett Phillips, L OBP: 0.217, SLG: 0.211 | | | | | | | | | | 3 | 0 | 0 | 0 | 0 | 2 | 0 | | | | | | | | | | | |
| Inning Stats | R: 0 E: 0 K: 2 S: 8 | H: 0 LOB: 0 BB: 0 P: 12 | R: 1 E: 0 K: 2 S: 11 | H: 1 LOB: 0 BB: 0 P: 15 | R: 0 E: 0 K: 1 S: 7 | H: 0 LOB: 0 BB: 0 P: 9 | R: 2 E: 0 K: 1 S: 13 | H: 1 LOB: 0 BB: 1 P: 24 | R: 0 E: 0 K: 0 S: 6 | H: 0 LOB: 0 BB: 0 P: 13 | R: 0 E: 0 K: 0 S: 6 | H: 0 LOB: 0 BB: 0 P: 8 | R: 2 E: 0 K: 1 S: 10 | H: 1 LOB: 0 BB: 1 P: 20 | R: 0 E: 0 K: 2 S: 11 | H: 1 LOB: 1 BB: 0 P: 17 | R: 1 E: 0 K: 2 S: 14 | H: 2 LOB: 1 BB: 0 P: 21 | 1B: 2 2B: 1 3B: 0 HR: 3 | SF: 0 SAC: 0 DP: 0 HBP: 0 | WP: 0 PB: 1 SB: 1 CS: 0 | PA: 35 | | | | | |
| PITCHER | IP | WLS | BF | H | R | ER | SO | BB | IBB | HBP | BLK | WP | HR | S | P | ERA | WHIP | | | | | | | | | | |
| 47 Jordan Montgomery, L ERA: 4.24 | 6.0 | L | 22 | 2 | 4 | 4 | 7 | 2 | 0 | 0 | 0 | 0 | 2 | 54 | 85 | 6.00 | 0.667 | | | | | | | | | | |
| 43 Jonathan Loaisiga, R ERA: 1.8 | 2.0 | | 8 | 2 | 1 | 1 | 3 | 0 | 0 | 0 | 0 | 0 | 1 | 21 | 33 | 4.50 | 1.000 | | | | | | | | | | |
| 34 Justin Wilson, L ERA: 2.25 | 1.0 | | 5 | 2 | 1 | 1 | 2 | 0 | 0 | 0 | 0 | 0 | 0 | 14 | 21 | 9.00 | 2.000 | | | | | | | | | | |

| Batter | 1 | 2 | 3 | 4 | 5 | 6 | 7 | 8 | 9 | AB | R | H | RBI | BB | SO | LOB | BOTTOM | | | | | | | | | | | |
|---|-------------------------------|----------------------------------|-------------------------------|----------------------------------|-------------------------------|----------------------------------|-------------------------------|----------------------------------|-------------------------------|----------------------------------|------------------------------|----------------------------------|-------------------------------|----------------------------------|------------------------------|----------------------------------|--|----------------------------------|----------------------------------|------------------------------------|----------------------------------|--------|--|--|--|--|--|--|
| 26 DJ LeMahieu, R OBP: 0.383, SLG: 0.423 | K | | | | | | | | | 4 | 1 | 2 | 1 | 1 | 2 | 0 | Tampa Bay Rays @ New York Yankees Yankee Stadium, Bronx, NY Sat Apr 17 2021, 1:09 PM - 4:37 PM EDT Att: 10,583 - Cloudy - 52 F | | | | | | | | | | | |
| 99 Aaron Judge, R OBP: 0.346, SLG: 0.553 | F8 | | | | | | | | | 4 | 0 | 1 | 1 | 0 | 2 | 3 | | | | | | | | | | | | |
| 31 Aaron Hicks, S OBP: 0.255, SLG: 0.261 | | | | | | | | | | 4 | 0 | 1 | 0 | 0 | 1 | 4 | | | | | | | | | | | | |
| 27 Giancarlo Stanton, R OBP: 0.216, SLG: 0.313 | E5 | | | | | | | | | 4 | 0 | 0 | 0 | 0 | 3 | 3 | | | | | | | | | | | | |
| 25 Gleyber Torres, R OBP: 0.339, SLG: 0.255 | | | | | | | | | | 3 | 0 | 0 | 0 | 1 | 1 | 0 | | | | | | | | | | | | |
| 11 Brett Gardner, L OBP: 0.387, SLG: 0.320 | G3 | | | | | | | | | 4 | 0 | 0 | 0 | 0 | 1 | 3 | | | | | | | | | | | | |
| 24 Gary Sánchez, R OBP: 0.356, SLG: 0.421 66 Kyle Higashioka, R OBP: 0.385, SLG: 0.917 | | | | | | | | | | 1 | 1 | 0 | 0 | 1 | 0 | 0 | | | | | | | | | | | | |
| 29 Gio Urshela, R OBP: 0.294, SLG: 0.354 | | | | | | | | | | 2 | 0 | 0 | 0 | 0 | 0 | 0 | | | | | | | | | | | | |
| 18 Rougned Odor, L OBP: 0.182, SLG: 0.286 | | | | | | | | | | 1 | 1 | 1 | 1 | 0 | 0 | 2 | | | | | | | | | | | | |
| Inning Stats | R: 0 E: 1 K: 1 S: 20 | H: 1 LOB: 3 BB: 1 P: 30 | R: 1 E: 0 K: 1 S: 10 | H: 1 LOB: 2 BB: 2 P: 24 | R: 0 E: 0 K: 2 S: 10 | H: 0 LOB: 0 BB: 0 P: 13 | R: 0 E: 0 K: 1 S: 11 | H: 0 LOB: 0 BB: 0 P: 17 | R: 0 E: 0 K: 2 S: 11 | H: 0 LOB: 1 BB: 1 P: 21 | R: 0 E: 0 K: 1 S: 9 | H: 0 LOB: 0 BB: 0 P: 13 | R: 2 E: 0 K: 3 S: 17 | H: 3 LOB: 1 BB: 0 P: 27 | R: 0 E: 0 K: 0 S: 9 | H: 0 LOB: 0 BB: 0 P: 13 | R: 0 E: 0 K: 2 S: 9 | H: 0 LOB: 0 BB: 0 P: 15 | 1B: 3 2B: 1 3B: 0 HR: 1 | SF: 0 SAC: 0 DP: 0 HBP: 0 | WP: 1 PB: 0 SB: 0 CS: 0 | PA: 37 | | | | | | |
| PITCHER | IP | WLS | BF | H | R | ER | SO | BB | IBB | HBP | BLK | WP | HR | S | P | ERA | WHIP | | | | | | | | | | | |
| 20 Tyler Glasnow, R ERA: 0.73 | 5.0 | W | 22 | 2 | 1 | 1 | 7 | 4 | 0 | 0 | 0 | 0 | 1 | 13 | 21 | 6.75 | 0.750 | | | | | | | | | | | |
| 59 Jeffrey Springs, L ERA: 1.5 | 1.1 | H | 5 | 1 | 1 | 1 | 2 | 0 | 0 | 0 | 0 | 0 | 0 | 1 | 13 | 21 | 6.75 | 0.750 | | | | | | | | | | |
| 31 Collin McHugh, R ERA: 10.13 | 0.1 | H | 3 | 2 | 1 | 1 | 1 | 0 | 0 | 0 | 0 | 0 | 0 | 10 | 15 | 27.00 | 6.000 | | | | | | | | | | | |
| 81 Ryan Thompson, R ERA: 4.05 | 1.1 | H | 4 | 0 | 0 | 0 | 1 | 0 | 0 | 0 | 0 | 0 | 0 | 12 | 17 | 0.00 | 0.000 | | | | | | | | | | | |
| 63 Diego Castillo, R ERA: 1.17 | 1.0 | S | 3 | 0 | 0 | 0 | 2 | 0 | 0 | 0 | 0 | 0 | 0 | 9 | 15 | 0.00 | 0.000 | | | | | | | | | | | |

| Batter | 1 | 2 | 3 | 4 | 5 | 6 | 7 | 8 | 9 | AB | R | H | RBI | BB | SO | LOB | TOP | | |
|---|---|---|---|---|---|---|---|---|---|---|---|---|---|---|---|---|---|---|---|
| 17 Austin Meadows, L OBP: 0.390, SLG: 0.508 | | | | | | | | | | 3 | 1 | 2 | 1 | 2 | 1 | 1 | | | |
| 13 Manuel Margot, R OBP: 0.317, SLG: 0.434 | | | | | | | | | | 5 | 1 | 1 | 0 | 0 | 0 | 3 | | | |
| 25 Yoshi Tsutsugo, L OBP: 0.232, SLG: 0.212 | | | | | | | | | | 5 | 1 | 1 | 0 | 0 | 0 | 3 | | | |
| 18 Joey Wendle, L OBP: 0.388, SLG: 0.619 | | | | | | | | | | 4 | 1 | 2 | 3 | 0 | 1 | 1 | | | |
| 8 Brandon Lowe, L OBP: 0.299, SLG: 0.364 | | | | | | | | | | 5 | 1 | 1 | 2 | 0 | 1 | 4 | | | |
| 2 Yandy Diaz, R OBP: 0.400, SLG: 0.286 | | | | | | | | | | 3 | 1 | 0 | 0 | 2 | 0 | 2 | | | |
| 39 Kevin Kiermaier, L OBP: 0.289, SLG: 0.280 | | | | | | | | | | 4 | 1 | 1 | 0 | 0 | 2 | 2 | | | |
| 28 Francisco Mejia, S OBP: 0.353, SLG: 0.516 | | | | | | | | | | 3 | 0 | 1 | 1 | 0 | 0 | 1 | | | |
| 56 Randy Arozarena, R, PH OBP: 0.338, SLG: 0.412 | | | | | | | | | | 1 | 0 | 1 | 1 | 0 | 0 | 0 | | | |
| 10 Mike Zunino, R OBP: 0.279, SLG: 0.474 | | | | | | | | | | 0 | 0 | 0 | 0 | 0 | 0 | 0 | | | |
| 1 Willy Adames, R OBP: 0.231, SLG: 0.381 | | | | | | | | | | 4 | 0 | 0 | 0 | 0 | 1 | 3 | | | |
| 35 Brett Phillips, L OBP: 0.310, SLG: 0.261 | | | | | | | | | | 3 | 1 | 2 | 0 | 1 | 1 | 1 | | | |
| Inning Stats | R: 4 H: 3 E: 0 K: 0 S: 13 | H: 3 R: 1 ER: 1 LOB: 2 BB: 2 P: 28 | R: 0 H: 1 E: 0 K: 1 S: 7 | H: 1 R: 0 ER: 0 LOB: 0 BB: 0 P: 15 | R: 0 H: 0 E: 0 K: 0 S: 7 | H: 0 R: 0 ER: 0 LOB: 0 BB: 0 P: 8 | R: 0 H: 0 E: 0 K: 1 S: 6 | H: 0 R: 0 ER: 0 LOB: 0 BB: 0 P: 12 | R: 1 H: 2 E: 0 K: 1 S: 11 | H: 2 R: 0 ER: 0 LOB: 1 BB: 1 P: 20 | R: 0 H: 0 E: 1 K: 2 S: 7 | H: 0 R: 0 ER: 0 LOB: 1 BB: 1 P: 12 | R: 1 H: 1 E: 0 K: 1 S: 10 | H: 1 R: 0 ER: 0 LOB: 1 BB: 1 P: 21 | R: 1 H: 2 E: 0 K: 1 S: 10 | H: 2 R: 0 ER: 0 LOB: 1 BB: 0 P: 13 | R: 1 H: 2 E: 0 K: 0 S: 13 | 1B: 5 SF: 1 2B: 6 3B: 0 HR: 1 | WP: 1 PA: 41 PB: 0 CS: 1 |
| PITCHER | IP WLS BF H R ER SO BB IBB HBP BLK WP HR S P ERA WHIP | IP WLS BF H R ER SO BB IBB HBP BLK WP HR S P ERA WHIP | IP WLS BF H R ER SO BB IBB HBP BLK WP HR S P ERA WHIP | IP WLS BF H R ER SO BB IBB HBP BLK WP HR S P ERA WHIP | IP WLS BF H R ER SO BB IBB HBP BLK WP HR S P ERA WHIP | IP WLS BF H R ER SO BB IBB HBP BLK WP HR S P ERA WHIP | IP WLS BF H R ER SO BB IBB HBP BLK WP HR S P ERA WHIP | IP WLS BF H R ER SO BB IBB HBP BLK WP HR S P ERA WHIP | IP WLS BF H R ER SO BB IBB HBP BLK WP HR S P ERA WHIP | IP WLS BF H R ER SO BB IBB HBP BLK WP HR S P ERA WHIP | IP WLS BF H R ER SO BB IBB HBP BLK WP HR S P ERA WHIP | IP WLS BF H R ER SO BB IBB HBP BLK WP HR S P ERA WHIP | IP WLS BF H R ER SO BB IBB HBP BLK WP HR S P ERA WHIP | IP WLS BF H R ER SO BB IBB HBP BLK WP HR S P ERA WHIP | IP WLS BF H R ER SO BB IBB HBP BLK WP HR S P ERA WHIP | IP WLS BF H R ER SO BB IBB HBP BLK WP HR S P ERA WHIP | IP WLS BF H R ER SO BB IBB HBP BLK WP HR S P ERA WHIP | IP WLS BF H R ER SO BB IBB HBP BLK WP HR S P ERA WHIP | IP WLS BF H R ER SO BB IBB HBP BLK WP HR S P ERA WHIP |
| 24 Jakob Junis, R ERA: 3.71 | 5.0 | 22 | 6 | 5 | 5 | 3 | 3 | 0 | 0 | 0 | 0 | 1 | 1 | 44 | 83 | 9.00 | 1.800 | | |
| 63 Josh Staumont, R ERA: 1.0 | 1.1 | 7 | 1 | 1 | 1 | 2 | 2 | 0 | 0 | 0 | 0 | 0 | 0 | 13 | 27 | 6.75 | 2.250 | | |
| 59 Jake Brentz, L ERA: 3.0 | 1.0 | 4 | 1 | 1 | 1 | 1 | 0 | 0 | 0 | 0 | 0 | 0 | 0 | 8 | 10 | 9.00 | 1.000 | | |
| 58 Scott Barlow, R ERA: 2.92 | 1.2 | W 8 | 3 | 1 | 1 | 1 | 0 | 0 | 0 | 0 | 0 | 0 | 0 | 19 | 27 | 5.40 | 1.800 | | |

Tampa Bay Rays @ Kansas City Royals
Kauffman Stadium, Kansas City, MO
Wed Apr 21 2021, 7:11 PM - 10:24 PM CDT
Att: 5,053 - Partly Cloudy - 46 F

livebaseballscorecards.com

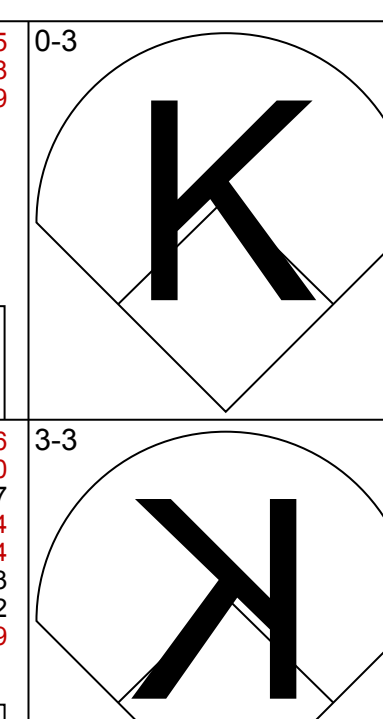
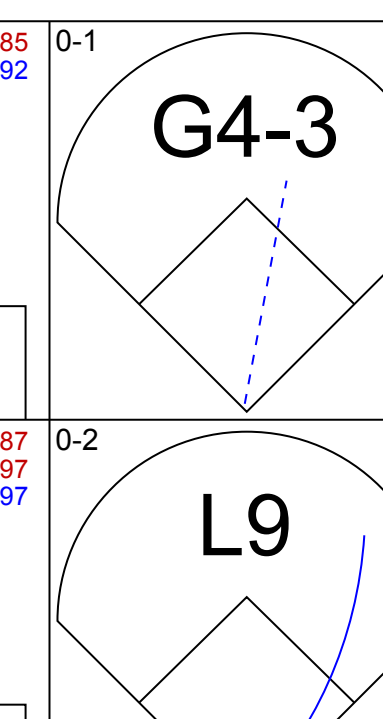

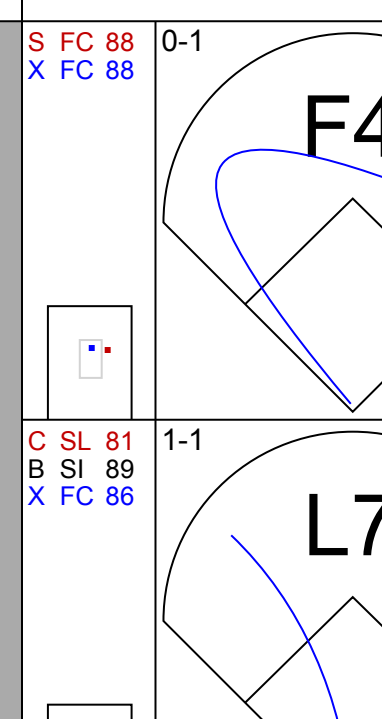
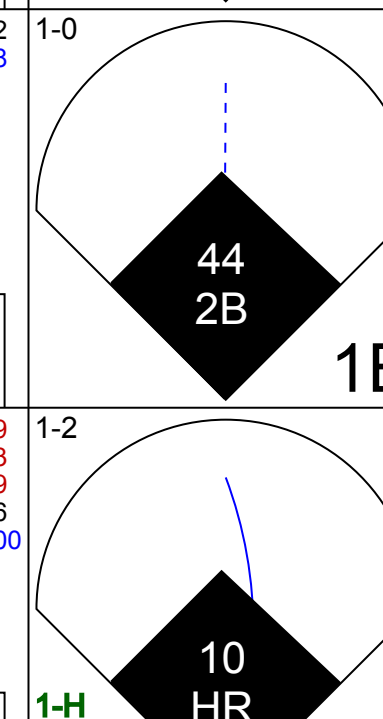
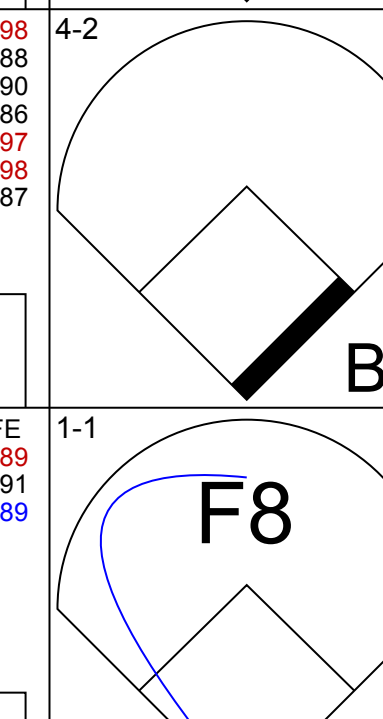
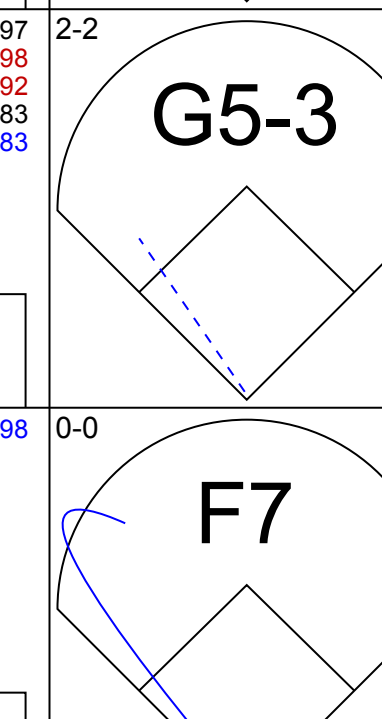

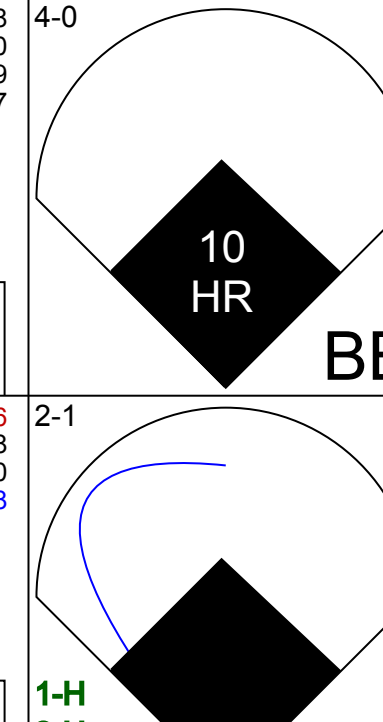


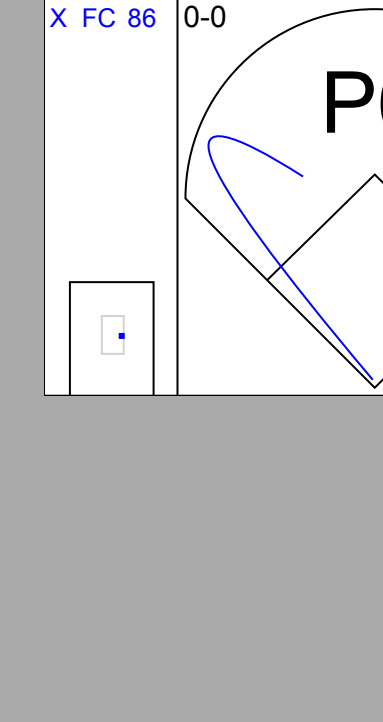
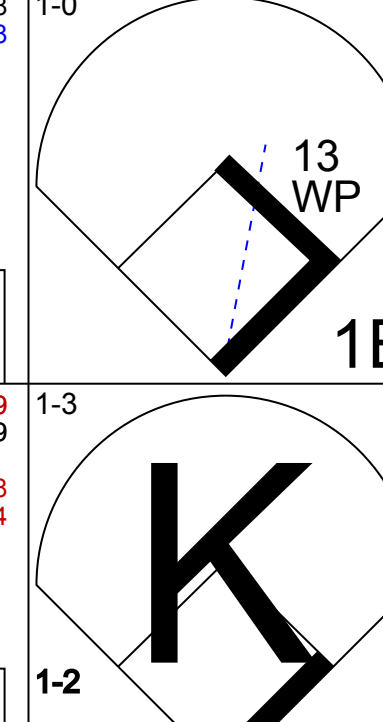



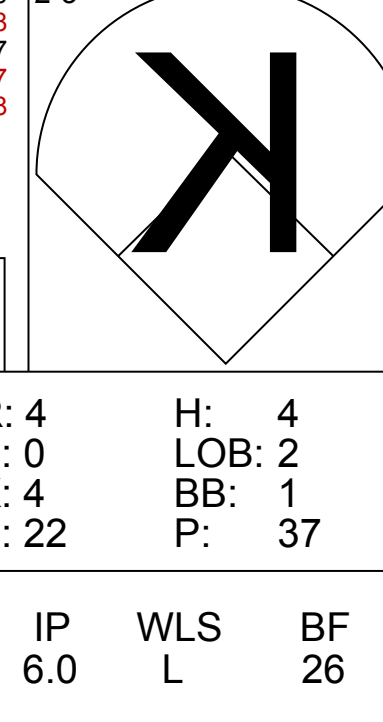
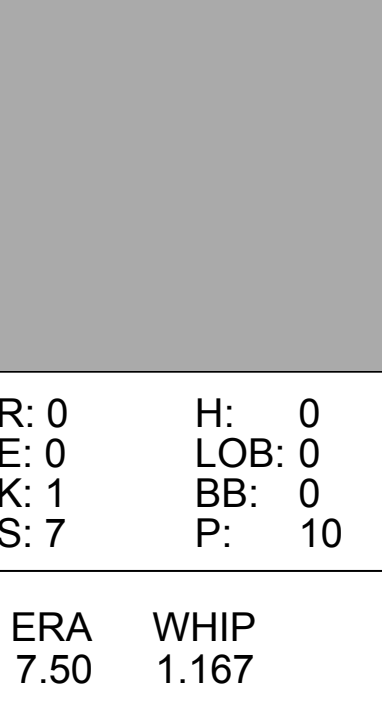
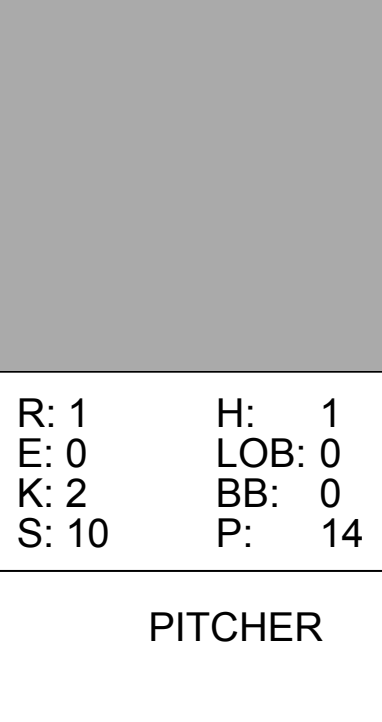
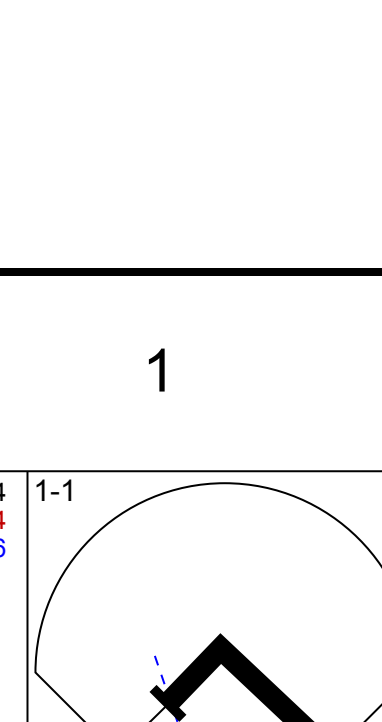
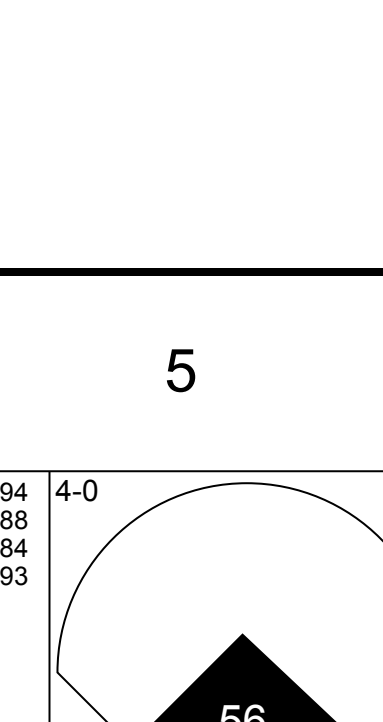
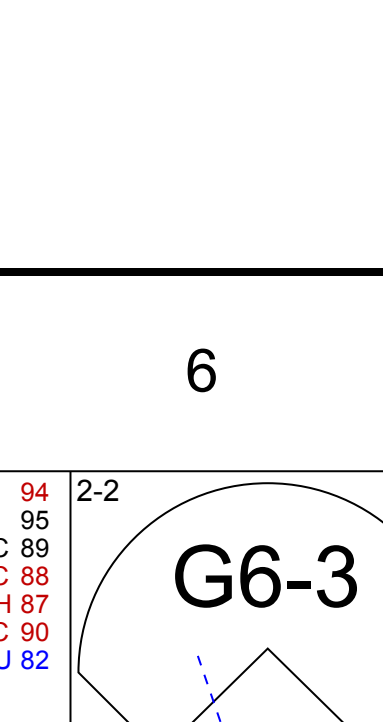
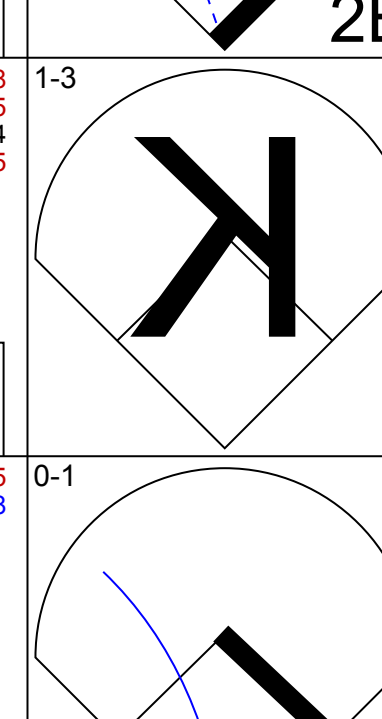
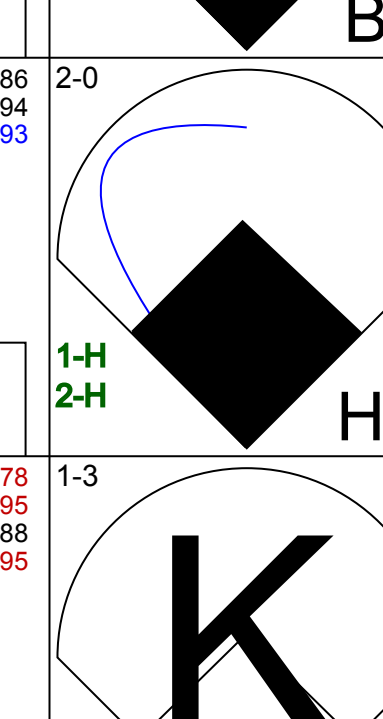

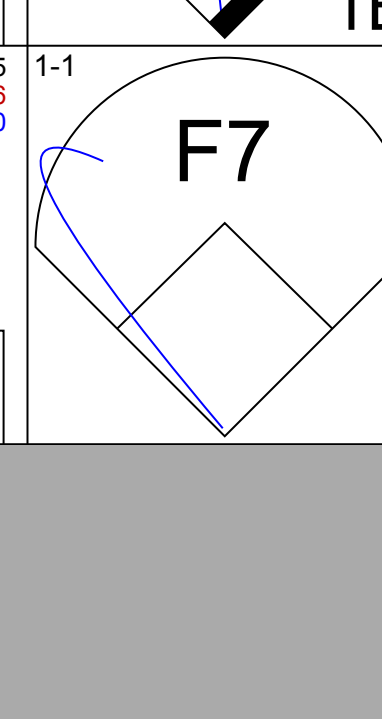
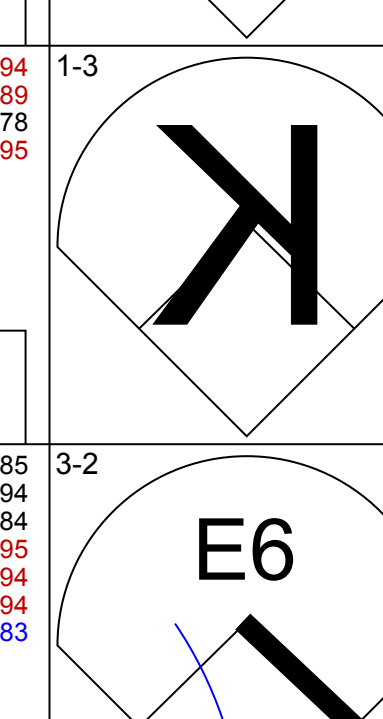


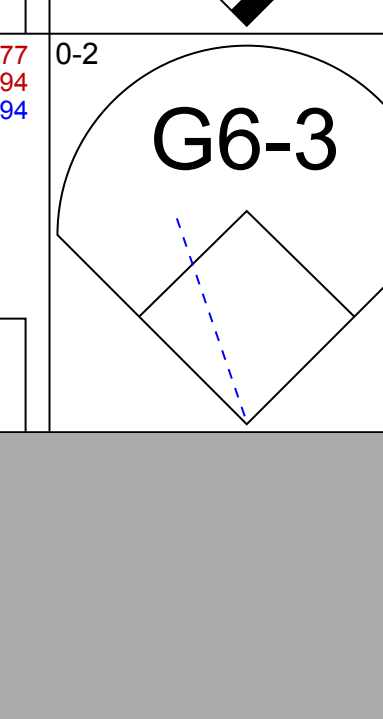

AB 35
R 8
H 11
RBI 8
BB 5
SO 7
LOB 18

| Batter | 1 | 2 | 3 | 4 | 5 | 6 | 7 | 8 | 9 | AB | R | H | RBI | BB | SO | LOB | BOTTOM | | |
|---|---|---|---|---|---|---|---|---|---|---|---|---|---|---|---|---|---|---|---|
| 15 Whit Merrifield, R OBP: 0.329, SLG: 0.478 | | | | | | | | | | 5 | 1 | 0 | 0 | 0 | 0 | 3 | | | |
| 41 Carlos Santana, S OBP: 0.381, SLG: 0.517 | | | | | | | | | | 4 | 1 | 1 | 2 | 1 | 0 | 1 | | | |
| 13 Salvador Perez, R OBP: 0.329, SLG: 0.559 | | | | | | | | | | 5 | 0 | 2 | 1 | 0 | 1 | 1 | | | |
| 12 Jorge Soler, R OBP: 0.328, SLG: 0.377 | | | | | | | | | | 4 | 2 | 3 | 1 | 0 | 0 | 0 | | | |
| 17 Hunter Dozier, R OBP: 0.213, SLG: 0.233 | | | | | | | | | | 4 | 1 | 1 | 2 | 0 | 0 | 1 | | | |
| 16 Andrew Benintendi, L OBP: 0.254, SLG: 0.230 | | | | | | | | | | 4 | 1 | 0 | 0 | 0 | 0 | 0 | | | |
| Michael Taylor, R OBP: 0.344, SLG: 0.490 | | | | | | | | | | 3 | 1 | 1 | 0 | 1 | 0 | 0 | | | |
| 1 Jarrod Dyson, L OBP: 0.444, SLG: 0.625 | | | | | | | | | | 0 | 1 | 0 | 0 | 0 | 0 | 0 | | | |
| 28 Kyle Isbel, L OBP: 0.306, SLG: 0.324 | | | | | | | | | | 2 | 0 | 0 | 0 | 0 | 1 | 0 | | | |
| 49 Hanser Alberto, R OBP: 0.256, SLG: 0.447 | | | | | | | | | | 1 | 0 | 1 | 2 | 0 | 0 | 0 | | | |
| 8 Nicky Lopez, L OBP: 0.352, SLG: 0.375 | | | | | | | | | | 2 | 1 | 0 | 1 | 1 | 0 | 1 | | | |
| Inning Stats | R: 0 H: 0 E: 0 K: 0 S: 5 | H: 2 R: 2 ER: 2 LOB: 0 BB: 0 P: 15 | R: 0 H: 0 E: 0 K: 0 S: 6 | H: 2 R: 1 ER: 0 LOB: 1 BB: 1 P: 13 | R: 0 H: 0 E: 0 K: 0 S: 11 | H: 1 R: 0 ER: 0 LOB: 0 BB: 0 P: 17 | R: 0 H: 0 E: 0 K: 0 S: 9 | H: 2 R: 0 ER: 0 LOB: 1 BB: 0 P: 14 | R: 4 H: 2 E: 1 K: 1 S: 17 | H: 2 R: 0 ER: 0 LOB: 0 BB: 1 P: 27 | R: 0 H: 0 E: 0 K: 0 S: 6 | H: 0 R: 0 ER: 0 LOB: 0 BB: 0 P: 8 | R: 2 H: 2 E: 0 K: 0 S: 9 | H: 2 R: 0 ER: 0 LOB: 2 BB: 1 P: 16 | R: 4 H: 2 E: 0 K: 0 S: 13 | H: 2 R: 1 ER: 0 LOB: 1 BB: 1 P: 16 | 1B: 4 SF: 0 2B: 1 3B: 1 HR: 3 | WP: 1 PA: 39 PB: 0 SB: 1 CS: 0 | |
| PITCHER | IP WLS BF H R ER SO BB IBB HBP BLK WP HR S P ERA WHIP | IP WLS BF H R ER SO BB IBB HBP BLK WP HR S P ERA WHIP | IP WLS BF H R ER SO BB IBB HBP BLK WP HR S P ERA WHIP | IP WLS BF H R ER SO BB IBB HBP BLK WP HR S P ERA WHIP | IP WLS BF H R ER SO BB IBB HBP BLK WP HR S P ERA WHIP | IP WLS BF H R ER SO BB IBB HBP BLK WP HR S P ERA WHIP | IP WLS BF H R ER SO BB IBB HBP BLK WP HR S P ERA WHIP | IP WLS BF H R ER SO BB IBB HBP BLK WP HR S P ERA WHIP | IP WLS BF H R ER SO BB IBB HBP BLK WP HR S P ERA WHIP | IP WLS BF H R ER SO BB IBB HBP BLK WP HR S P ERA WHIP | IP WLS BF H R ER SO BB IBB HBP BLK WP HR S P ERA WHIP | IP WLS BF H R ER SO BB IBB HBP BLK WP HR S P ERA WHIP | IP WLS BF H R ER SO BB IBB HBP BLK WP HR S P ERA WHIP | IP WLS BF H R ER SO BB IBB HBP BLK WP HR S P ERA WHIP | IP WLS BF H R ER SO BB IBB HBP BLK WP HR S P ERA WHIP | IP WLS BF H R ER SO BB IBB HBP BLK WP HR S P ERA WHIP | IP WLS BF H R ER SO BB IBB HBP BLK WP HR S P ERA WHIP | IP WLS BF H R ER SO BB IBB HBP BLK WP HR S P ERA WHIP | IP WLS BF H R ER SO BB IBB HBP BLK WP HR S P ERA WHIP |
| 52 Michael Wacha, R ERA: 4.35 | 5.2 | 22 | 5 | 3 | 3 | 1 | 1 | 0 | 0 | 0 | 0 | 0 | 0 | 12 | 20 | 27.00 | 3.000 | | |
| 59 Jeffrey Springs, L ERA: 2.35 | 0.2 | H 5 | 1 | 3 | 2 | 0 | 0 | 0 | 0 | 0 | 0 | 0 | 0 | 13 | 17 | 0.00 | 0.600 | | |
| 81 Ryan Thompson, R ERA: 3.6 | 1.2 | B 6 | 1 | 1 | 0 | 1 | 0 | 0 | 0 | 0 | 0 | 0 | 0 | 9 | 16 | 27.00 | 3.000 | | |
| 63 Diego Castillo, R ERA: 2.79 | 0.2 | L 6 | 2 | 2 | 2 | 0 | 0 | 1 | 0 | 9 | 16 | 27.00 | 3.000 | | | | | | |

Tampa Bay Rays @ Kansas City Royals
Kauffman Stadium, Kansas City, MO
Wed Apr 21 2021, 7:11 PM - 10:24 PM CDT
Att: 5,053 - Partly Cloudy - 46 F

livebaseballscorecards.com

AB 34
R 9
H 9
RBI 9
BB 3
SO 2
LOB 7

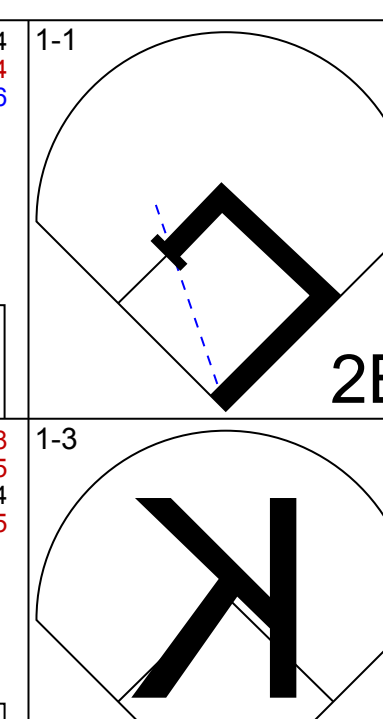
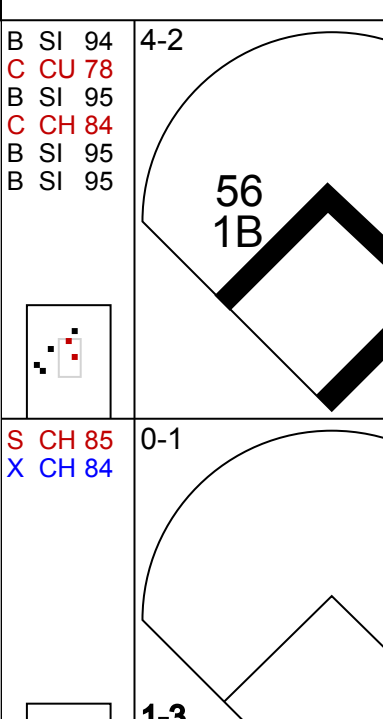
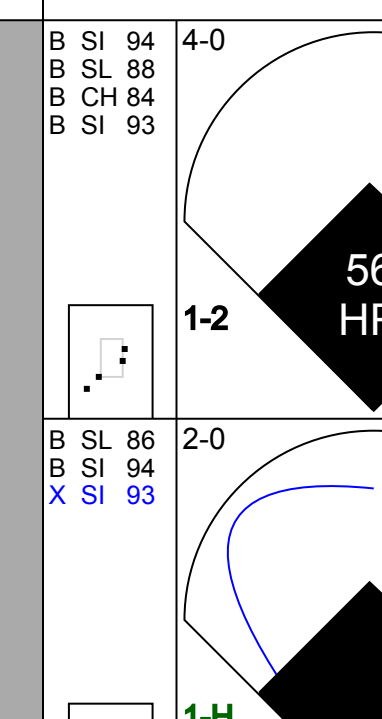
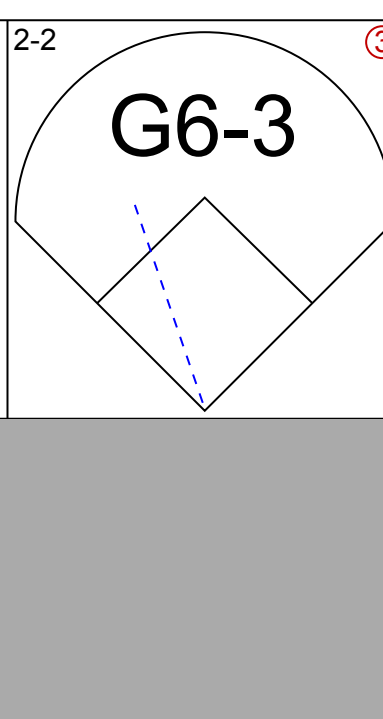
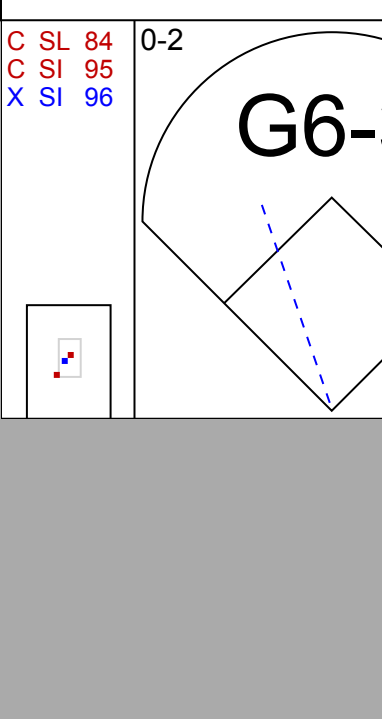
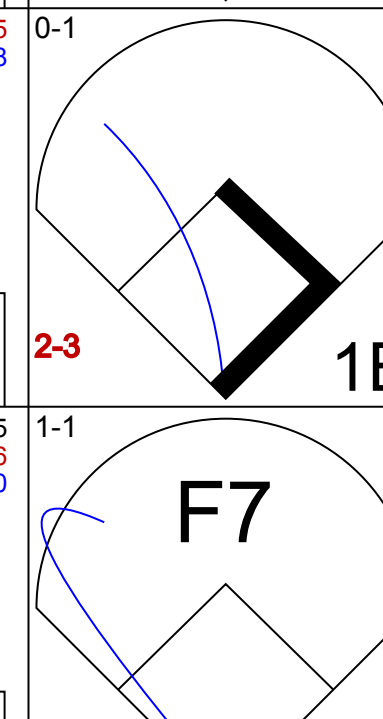
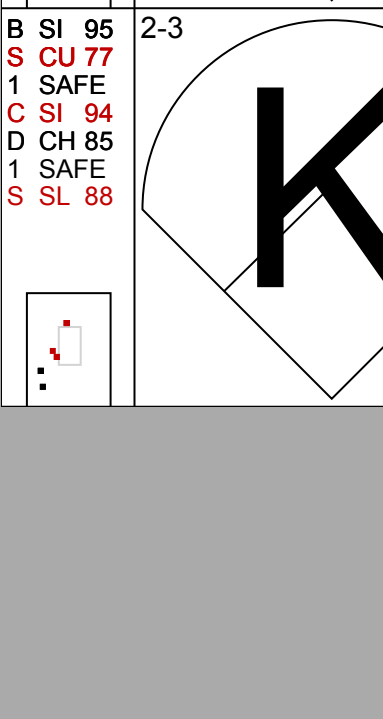
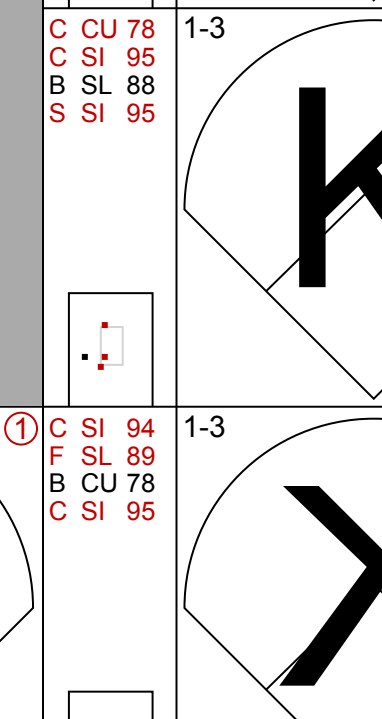




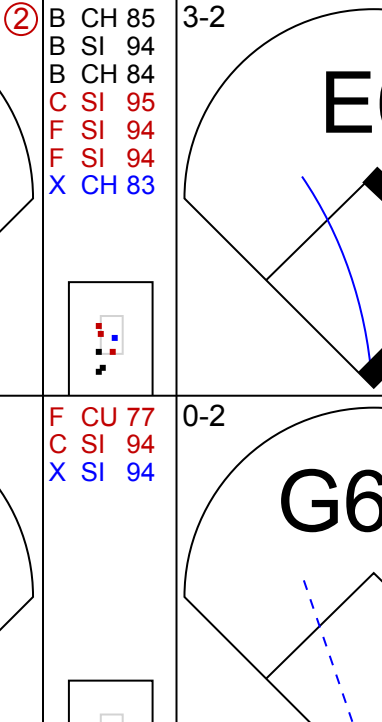



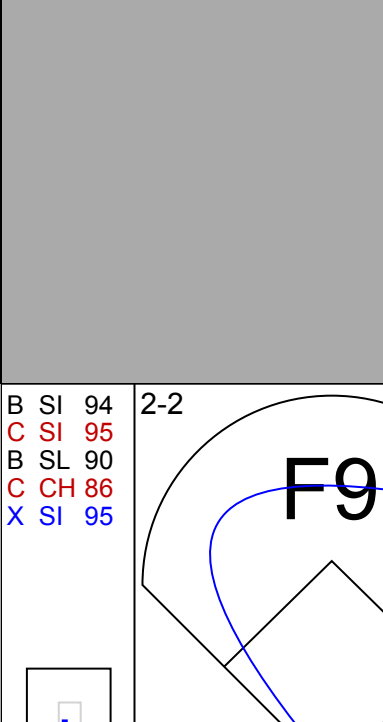

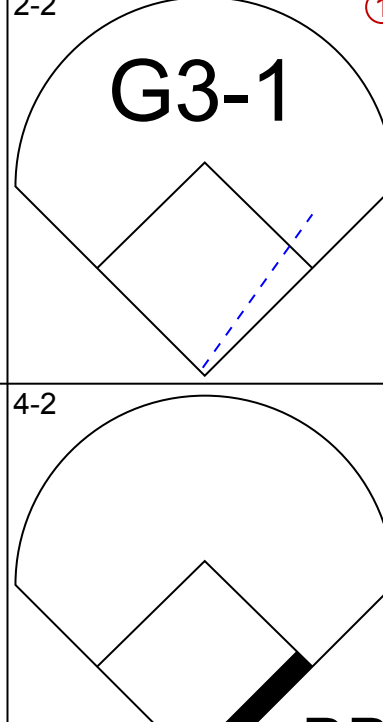
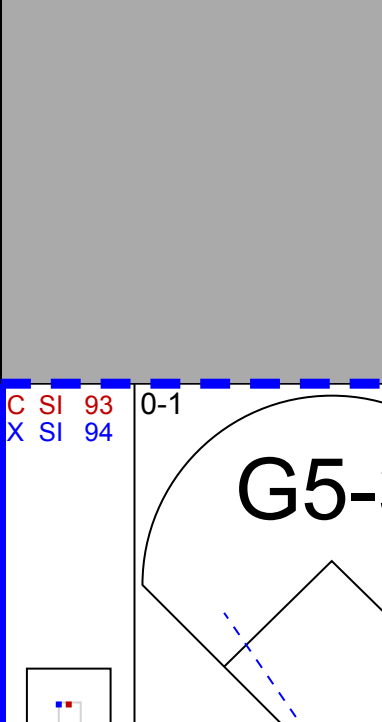
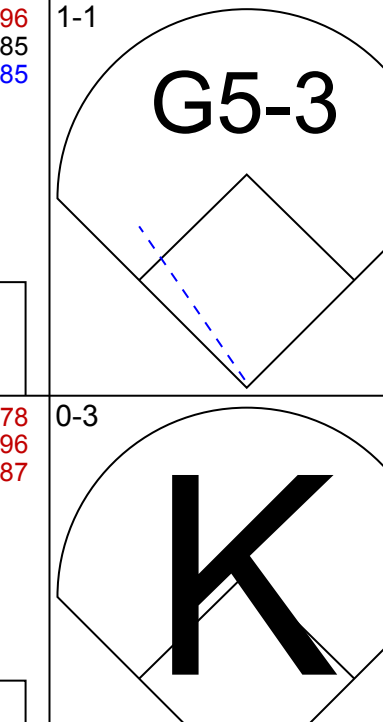
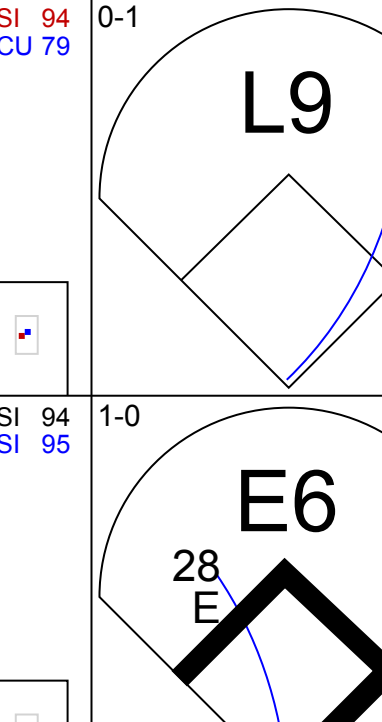

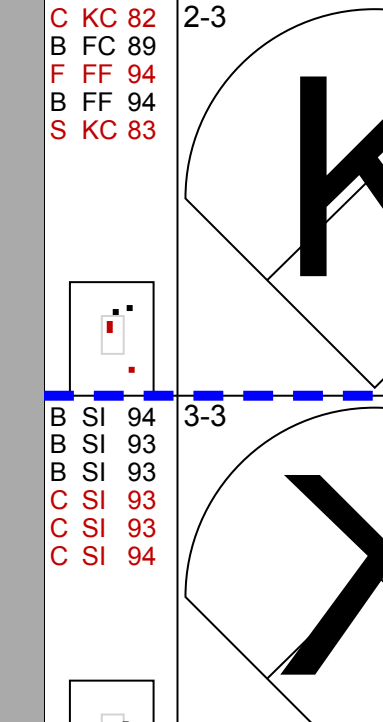

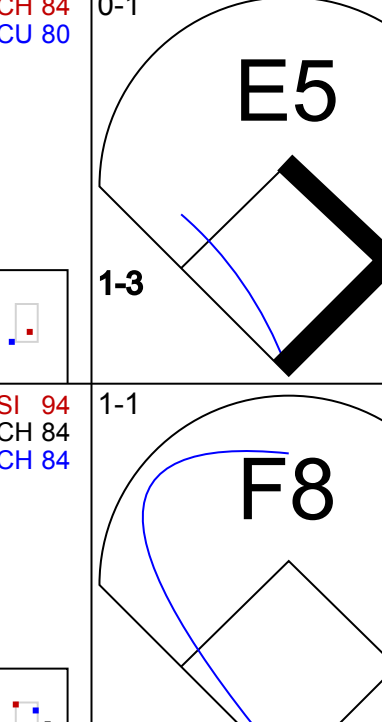
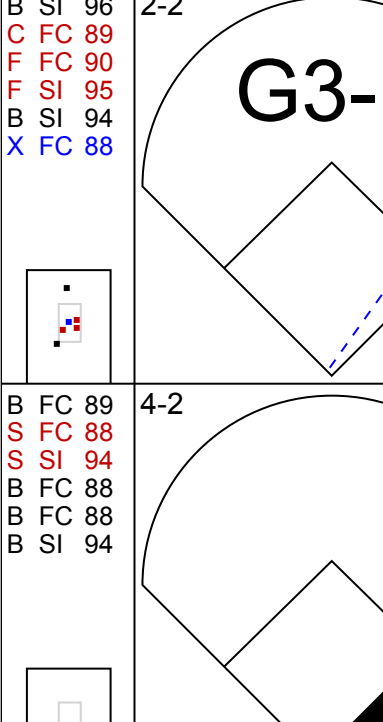
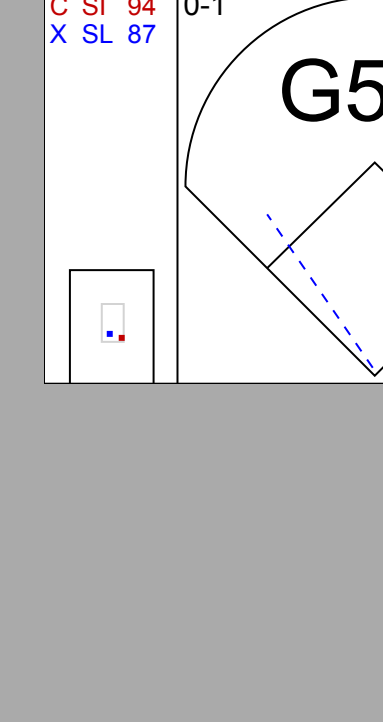

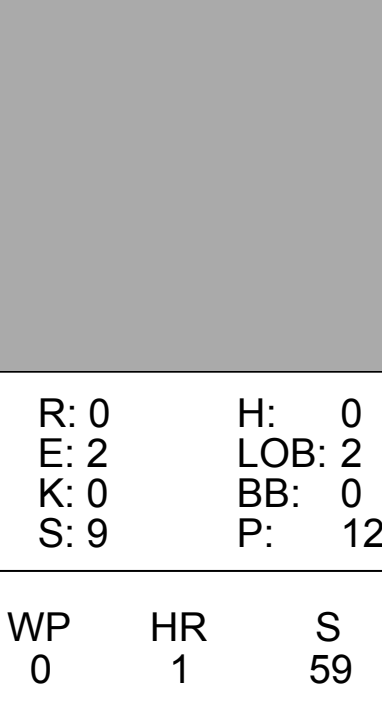
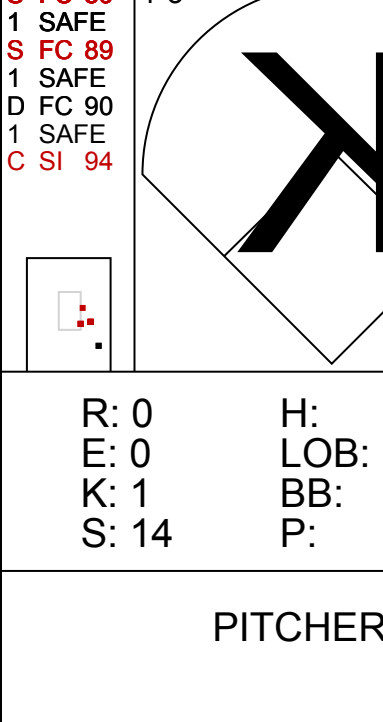

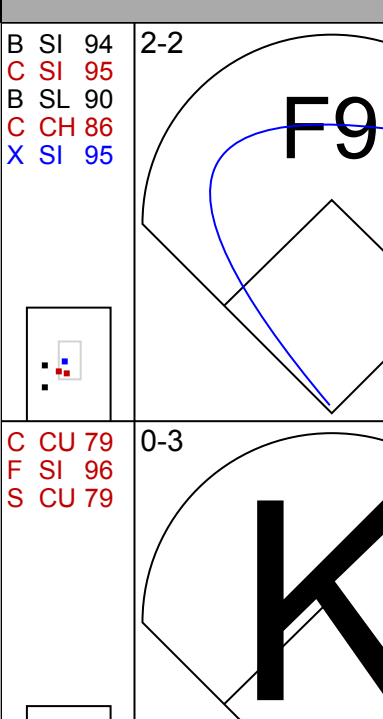
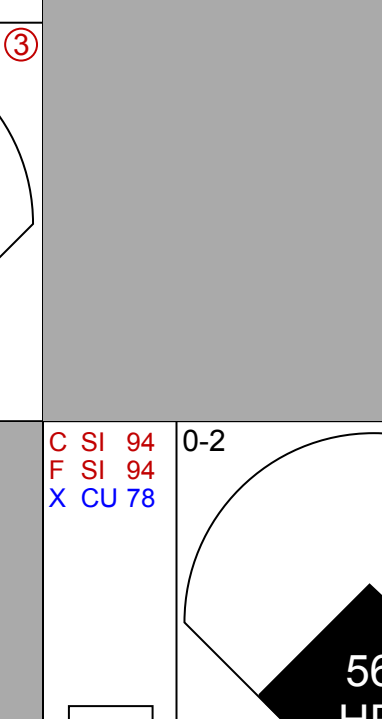
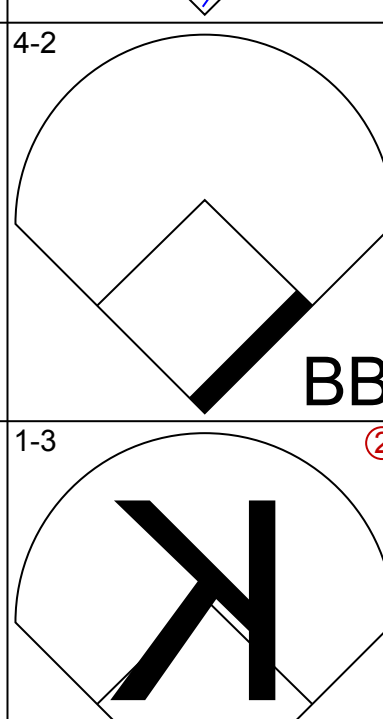
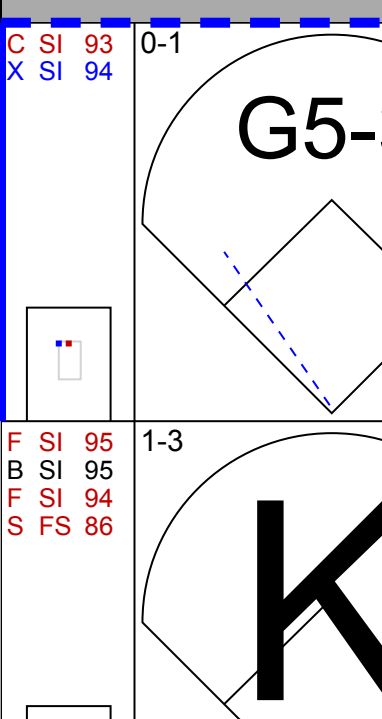
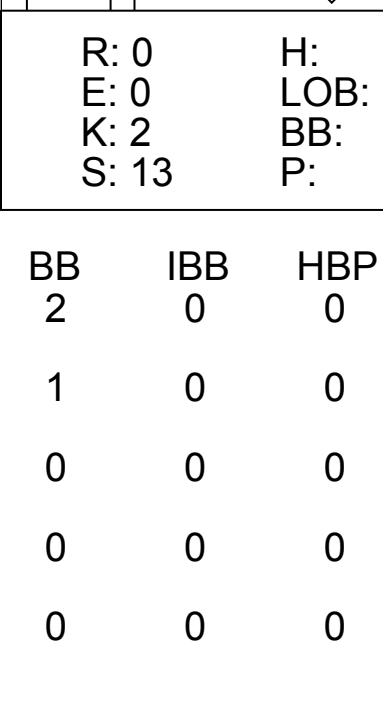
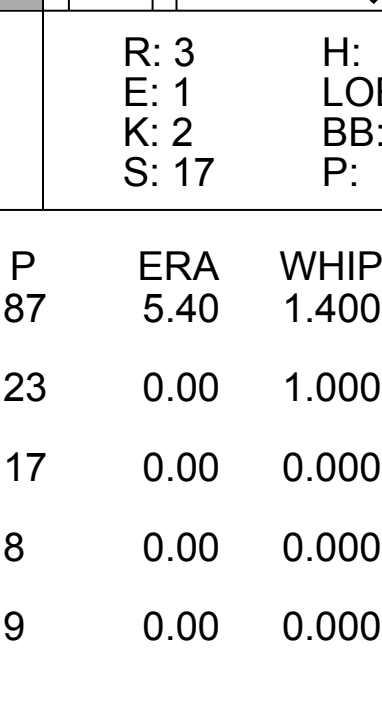
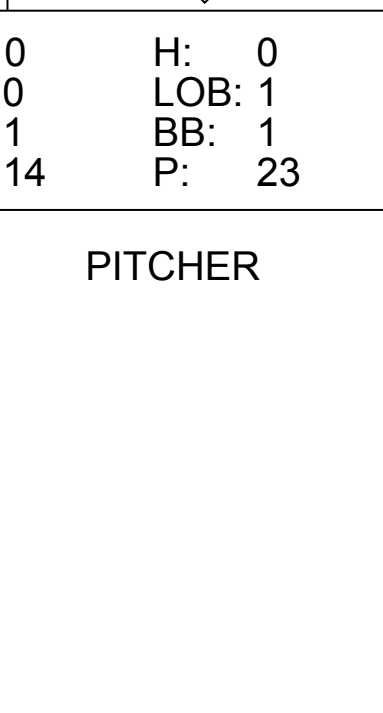
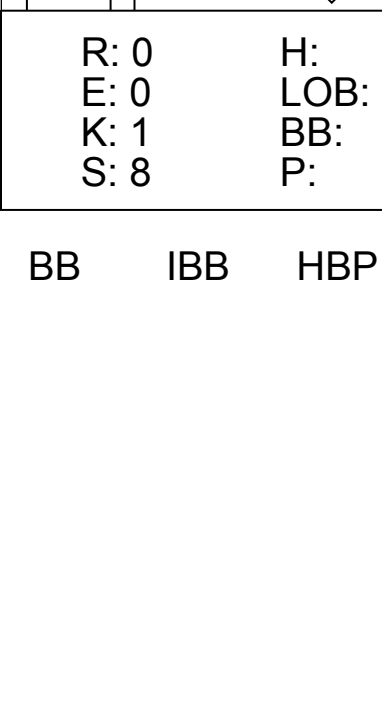
| Batter | 1 | 2 | 3 | 4 | 5 | 6 | 7 | 8 | 9 | AB | R | H | RBI | BB | SO | LOB | TOP | | | |
|--|---|---|---|---|---|---|---|---|---|---|---|---|---|---|---|---|---|---|---|---|
| 8 Cavan Biggio, L (1, 9) OBP: 0.262, SLG: 0.288 3 Jonathan Davis, R (9, 8) OBP: 0.217, SLG: 0.250 |  |  | |  | | |  | | | 4 | 0 | 0 | 0 | 0 | 2 | 0 | | | | |
| 11 Bo Bichette, R (1, 6) OBP: 0.317, SLG: 0.526 |  |  | |  | | |  | | | 4 | 0 | 0 | 0 | 0 | 2 | 0 | | | | |
| 27 Vladimir Guerrero Jr., R (1, 3) OBP: 0.513, SLG: 0.635 |  |  | |  | | |  | | | 3 | 1 | 1 | 0 | 1 | 0 | 0 | | | | |
| 44 Rowdy Tellez, L (1, 10) OBP: 0.200, SLG: 0.245 |  |  | |  | | |  | | | 4 | 1 | 1 | 1 | 0 | 0 | 1 | | | | |
| 15 Randal Grichuk, R (1, 8) OBP: 0.361, SLG: 0.508 (9, 9) |  | | |  | | |  | | | 3 | 2 | 1 | 1 | 1 | 0 | 0 | | | | |
| 10 Marcus Semien, R (1, 4) OBP: 0.279, SLG: 0.403 |  | | |  | | |  | | | 4 | 1 | 2 | 3 | 0 | 1 | 0 | | | | |
| 2 Joe Panik, L (1, 5) OBP: 0.300, SLG: 0.367 5 Santiago Espinal, R (9, 5) OBP: 0.300, SLG: 0.400 |  | | |  | | |  | | | 4 | 0 | 0 | 0 | 0 | 1 | 1 | | | | |
| 13 Lourdes Gurriel Jr., R (1, 7) OBP: 0.213, SLG: 0.196 |  | | |  | | |  | | | 4 | 0 | 0 | 0 | 0 | 2 | 1 | | | | |
| 9 Danny Jansen, R (1, 2) OBP: 0.146, SLG: 0.081 |  | | |  | | |  | | | 3 | 0 | 0 | 0 | 0 | 2 | 2 | | | | |
| Inning Stats | R: 4 H: 4 E: 0 K: 4 S: 22 | H: 4 LOB: 2 BB: 1 P: 37 | R: 0 H: 0 E: 0 K: 0 S: 10 | H: 0 LOB: 1 BB: 1 P: 15 | R: 0 H: 0 E: 0 K: 1 S: 5 | H: 0 LOB: 0 BB: 0 P: 6 | R: 0 H: 0 E: 0 K: 2 S: 8 | H: 0 LOB: 0 BB: 0 P: 12 | R: 0 H: 0 E: 0 K: 1 S: 7 | H: 0 LOB: 0 BB: 0 P: 10 | R: 1 H: 1 E: 0 K: 2 S: 10 | H: 1 LOB: 0 BB: 0 P: 14 | R: 0 H: 0 E: 0 K: 0 S: 7 | H: 0 LOB: 0 BB: 0 P: 11 | R: 0 H: 0 E: 0 K: 0 S: 7 | H: 1 LOB: 0 BB: 0 P: 14 | 1B: 3 2B: 1 3B: 0 HR: 2 | SF: 0 SAC: 0 DP: 1 HBP: 0 | WP: 1 PB: 0 SB: 0 CS: 0 | PA: 35 |
| PITCHER | IP WLS BF H R ER SO BB IBB HBP BLK WP HR S P ERA WHIP | IP WLS BF H R ER SO BB IBB HBP BLK WP HR S P ERA WHIP | IP WLS BF H R ER SO BB IBB HBP BLK WP HR S P ERA WHIP | IP WLS BF H R ER SO BB IBB HBP BLK WP HR S P ERA WHIP | IP WLS BF H R ER SO BB IBB HBP BLK WP HR S P ERA WHIP | IP WLS BF H R ER SO BB IBB HBP BLK WP HR S P ERA WHIP | IP WLS BF H R ER SO BB IBB HBP BLK WP HR S P ERA WHIP | IP WLS BF H R ER SO BB IBB HBP BLK WP HR S P ERA WHIP | IP WLS BF H R ER SO BB IBB HBP BLK WP HR S P ERA WHIP | IP WLS BF H R ER SO BB IBB HBP BLK WP HR S P ERA WHIP | IP WLS BF H R ER SO BB IBB HBP BLK WP HR S P ERA WHIP | IP WLS BF H R ER SO BB IBB HBP BLK WP HR S P ERA WHIP | IP WLS BF H R ER SO BB IBB HBP BLK WP HR S P ERA WHIP | IP WLS BF H R ER SO BB IBB HBP BLK WP HR S P ERA WHIP | IP WLS BF H R ER SO BB IBB HBP BLK WP HR S P ERA WHIP | IP WLS BF H R ER SO BB IBB HBP BLK WP HR S P ERA WHIP | IP WLS BF H R ER SO BB IBB HBP BLK WP HR S P ERA WHIP | IP WLS BF H R ER SO BB IBB HBP BLK WP HR S P ERA WHIP | IP WLS BF H R ER SO BB IBB HBP BLK WP HR S P ERA WHIP | IP WLS BF H R ER SO BB IBB HBP BLK WP HR S P ERA WHIP |
| 20 Tyler Glasnow, R (1, 1) ERA: 2.05 15 Chris Mazza, R (7, 1) ERA: 8.49 | IP WLS BF H R ER SO BB IBB HBP BLK WP HR S P ERA WHIP | IP WLS BF H R ER SO BB IBB HBP BLK WP HR S P ERA WHIP | IP WLS BF H R ER SO BB IBB HBP BLK WP HR S P ERA WHIP | IP WLS BF H R ER SO BB IBB HBP BLK WP HR S P ERA WHIP | IP WLS BF H R ER SO BB IBB HBP BLK WP HR S P ERA WHIP | IP WLS BF H R ER SO BB IBB HBP BLK WP HR S P ERA WHIP | IP WLS BF H R ER SO BB IBB HBP BLK WP HR S P ERA WHIP | IP WLS BF H R ER SO BB IBB HBP BLK WP HR S P ERA WHIP | IP WLS BF H R ER SO BB IBB HBP BLK WP HR S P ERA WHIP | IP WLS BF H R ER SO BB IBB HBP BLK WP HR S P ERA WHIP | IP WLS BF H R ER SO BB IBB HBP BLK WP HR S P ERA WHIP | IP WLS BF H R ER SO BB IBB HBP BLK WP HR S P ERA WHIP | IP WLS BF H R ER SO BB IBB HBP BLK WP HR S P ERA WHIP | IP WLS BF H R ER SO BB IBB HBP BLK WP HR S P ERA WHIP | IP WLS BF H R ER SO BB IBB HBP BLK WP HR S P ERA WHIP | IP WLS BF H R ER SO BB IBB HBP BLK WP HR S P ERA WHIP | IP WLS BF H R ER SO BB IBB HBP BLK WP HR S P ERA WHIP | IP WLS BF H R ER SO BB IBB HBP BLK WP HR S P ERA WHIP | IP WLS BF H R ER SO BB IBB HBP BLK WP HR S P ERA WHIP | IP WLS BF H R ER SO BB IBB HBP BLK WP HR S P ERA WHIP |

Toronto Blue Jays @ Tampa Bay Rays
Tropicana Field, St. Petersburg, FL
Fri Apr 23 2021, 7:11 PM - 9:56 PM EDT
Att: 5,564 - Dome - 72 F

livebaseballscorecards.com

| | |
|-----|----|
| AB | 33 |
| R | 5 |
| H | 6 |
| RBI | 5 |
| BB | 2 |
| SO | 10 |
| LOB | 5 |



| Batter | 1 | 2 | 3 | 4 | 5 | 6 | 7 | 8 | 9 | AB | R | H | RBI | BB | SO | LOB | BOTTOM | | | | | |
|---|---|---|---|---|---|---|---|---|---|---|---|---|---|---|---|---|---|---|---|---|---|--------|
| 2 Yandy Diaz, R (1, 3) OBP: 0.413, SLG: 0.305 |  | |  | |  | |  | |  | 3 | 1 | 1 | 0 | 2 | 0 | 1 | | | | | | |
| 56 Randy Arozarena, R (1, 7) OBP: 0.346, SLG: 0.458 |  | |  | |  | |  | |  | 4 | 1 | 2 | 3 | 0 | 1 | 1 | | | | | | |
| 17 Austin Meadows, L (1, 10) OBP: 0.384, SLG: 0.493 |  | |  | |  | |  | |  | 4 | 0 | 1 | 0 | 0 | 2 | 2 | | | | | | |
| 43 Mike Brosseau, R (1, 4) OBP: 0.262, SLG: 0.359 |  | |  | |  | |  | |  | 4 | 0 | 0 | 0 | 0 | 2 | 1 | | | | | | |
| 13 Manuel Margot, R (1, 9) OBP: 0.297, SLG: 0.404 | |  | |  | |  | |  | | 4 | 0 | 0 | 0 | 0 | 1 | 0 | | | | | | |
| 18 Joey Wendle, L (1, 5) OBP: 0.366, SLG: 0.582 | |  | |  | |  | |  | | 4 | 0 | 0 | 0 | 0 | 2 | 1 | | | | | | |
| 28 Francisco Mejia, S (1, 2) OBP: 0.316, SLG: 0.457 | |  | |  | |  | |  | | 4 | 0 | 0 | 0 | 0 | 1 | 1 | | | | | | |
| 1 Willy Adames, R (1, 6) OBP: 0.235, SLG: 0.369 25 Yoshi Tsutsugo, L (9, PH) OBP: 0.228, SLG: 0.208 | | |  | |  | |  | |  | 2 | 0 | 0 | 0 | 1 | 0 | 2 | | | | | | |
| 39 Kevin Kiermaier, L (1, 8) OBP: 0.267, SLG: 0.276 | | |  | |  | |  | |  | 4 | 1 | 1 | 0 | 0 | 3 | 1 | | | | | | |
| Inning Stats | R: 0 H: 2 E: 0 K: 1 S: 9 | H: 2 LOB: 0 BB: 0 P: 12 | R: 0 H: 0 E: 0 K: 2 S: 11 | H: 0 LOB: 0 BB: 0 P: 14 | R: 0 H: 1 E: 0 K: 2 S: 13 | H: 1 LOB: 2 BB: 1 P: 21 | R: 0 H: 0 E: 2 K: 0 S: 9 | H: 0 LOB: 2 BB: 0 P: 12 | R: 3 H: 2 E: 1 K: 2 S: 17 | H: 2 LOB: 1 BB: 1 P: 28 | R: 0 H: 0 E: 0 K: 1 S: 14 | H: 0 LOB: 1 BB: 1 P: 23 | R: 0 H: 0 E: 0 K: 1 S: 9 | H: 0 LOB: 0 BB: 0 P: 12 | R: 0 H: 0 E: 0 K: 2 S: 8 | H: 0 LOB: 0 BB: 0 P: 13 | R: 0 H: 0 E: 0 K: 1 S: 8 | H: 0 LOB: 0 BB: 0 P: 9 | 1B: 3 2B: 1 3B: 0 HR: 1 | SF: 0 SAC: 0 DP: 0 HBP: 0 | WP: 0 PB: 0 SB: 0 CS: 0 | PA: 37 |
| PITCHER | IP WLS BF H R ER SO BB IBB HBP BLK WP HR S P ERA WHIP | IP WLS BF H R ER SO BB IBB HBP BLK WP HR S P ERA WHIP | IP WLS BF H R ER SO BB IBB HBP BLK WP HR S P ERA WHIP | IP WLS BF H R ER SO BB IBB HBP BLK WP HR S P ERA WHIP | IP WLS BF H R ER SO BB IBB HBP BLK WP HR S P ERA WHIP | IP WLS BF H R ER SO BB IBB HBP BLK WP HR S P ERA WHIP | IP WLS BF H R ER SO BB IBB HBP BLK WP HR S P ERA WHIP | IP WLS BF H R ER SO BB IBB HBP BLK WP HR S P ERA WHIP | IP WLS BF H R ER SO BB IBB HBP BLK WP HR S P ERA WHIP | IP WLS BF H R ER SO BB IBB HBP BLK WP HR S P ERA WHIP | IP WLS BF H R ER SO BB IBB HBP BLK WP HR S P ERA WHIP | IP WLS BF H R ER SO BB IBB HBP BLK WP HR S P ERA WHIP | IP WLS BF H R ER SO BB IBB HBP BLK WP HR S P ERA WHIP | IP WLS BF H R ER SO BB IBB HBP BLK WP HR S P ERA WHIP | IP WLS BF H R ER SO BB IBB HBP BLK WP HR S P ERA WHIP | IP WLS BF H R ER SO BB IBB HBP BLK WP HR S P ERA WHIP | IP WLS BF H R ER SO BB IBB HBP BLK WP HR S P ERA WHIP | IP WLS BF H R ER SO BB IBB HBP BLK WP HR S P ERA WHIP | IP WLS BF H R ER SO BB IBB HBP BLK WP HR S P ERA WHIP | IP WLS BF H R ER SO BB IBB HBP BLK WP HR S P ERA WHIP | | |
| 22 Steven Matz, L (1, 1) ERA: 2.31 34 Tyler Chatwood, R (6, 1) ERA: 1.23 35 David Phelps, R (7, 1) ERA: 1.23 58 Tim Lincecum, L (8, 1) ERA: 4.0 41 Rafael Dolis, R (9, 1) ERA: 4.0 | IP WLS BF H R ER SO BB IBB HBP BLK WP HR S P ERA WHIP | IP WLS BF H R ER SO BB IBB HBP BLK WP HR S P ERA WHIP | IP WLS BF H R ER SO BB IBB HBP BLK WP HR S P ERA WHIP | IP WLS BF H R ER SO BB IBB HBP BLK WP HR S P ERA WHIP | IP WLS BF H R ER SO BB IBB HBP BLK WP HR S P ERA WHIP | IP WLS BF H R ER SO BB IBB HBP BLK WP HR S P ERA WHIP | IP WLS BF H R ER SO BB IBB HBP BLK WP HR S P ERA WHIP | IP WLS BF H R ER SO BB IBB HBP BLK WP HR S P ERA WHIP | IP WLS BF H R ER SO BB IBB HBP BLK WP HR S P ERA WHIP | IP WLS BF H R ER SO BB IBB HBP BLK WP HR S P ERA WHIP | IP WLS BF H R ER SO BB IBB HBP BLK WP HR S P ERA WHIP | IP WLS BF H R ER SO BB IBB HBP BLK WP HR S P ERA WHIP | IP WLS BF H R ER SO BB IBB HBP BLK WP HR S P ERA WHIP | IP WLS BF H R ER SO BB IBB HBP BLK WP HR S P ERA WHIP | IP WLS BF H R ER SO BB IBB HBP BLK WP HR S P ERA WHIP | IP WLS BF H R ER SO BB IBB HBP BLK WP HR S P ERA WHIP | IP WLS BF H R ER SO BB IBB HBP BLK WP HR S P ERA WHIP | IP WLS BF H R ER SO BB IBB HBP BLK WP HR S P ERA WHIP | IP WLS BF H R ER SO BB IBB HBP BLK WP HR S P ERA WHIP | IP WLS BF H R ER SO BB IBB HBP BLK WP HR S P ERA WHIP | IP WLS BF H R ER SO BB IBB HBP BLK WP HR S P ERA WHIP | |

Toronto Blue Jays @ Tampa Bay Rays
Tropicana Field, St. Petersburg, FL
Fri Apr 23 2021, 7:11 PM - 9:56 PM EDT
Att: 5,564 - Dome - 72 F

livebaseballscorecards.com

| | |
|-----|----|
| AB | 34 |
| R | 3 |
| H | 5 |
| RBI | 3 |
| BB | 3 |
| SO | 12 |
| LOB | 10 |

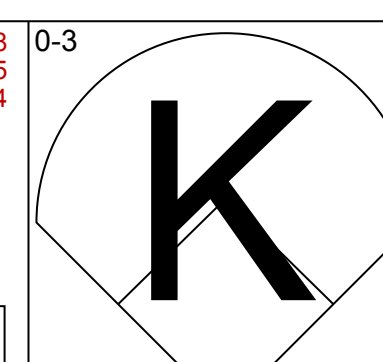
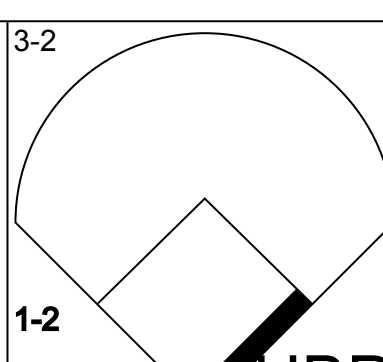
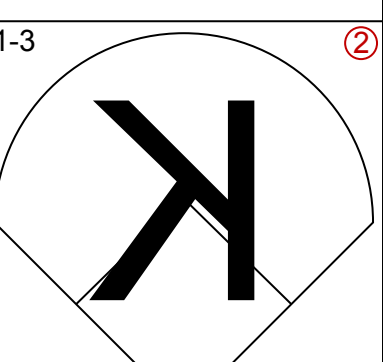
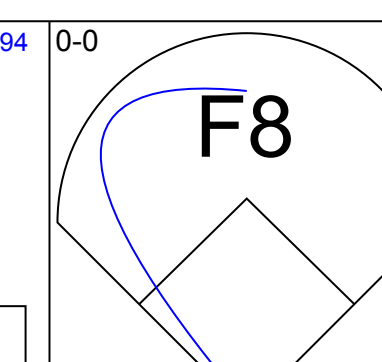
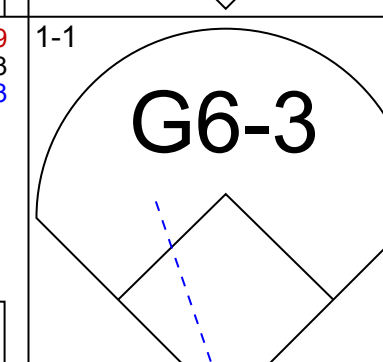
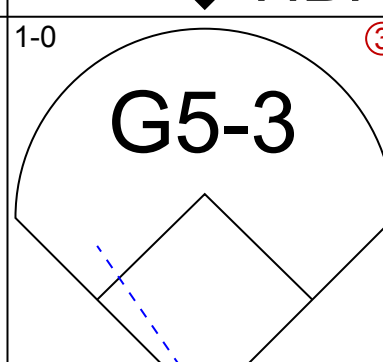
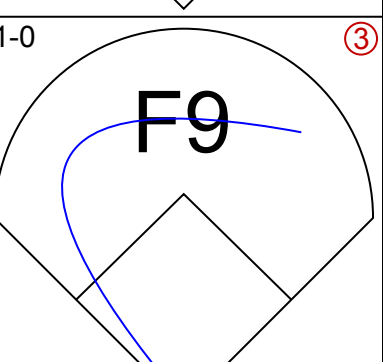
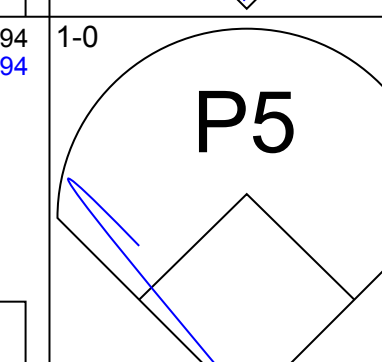
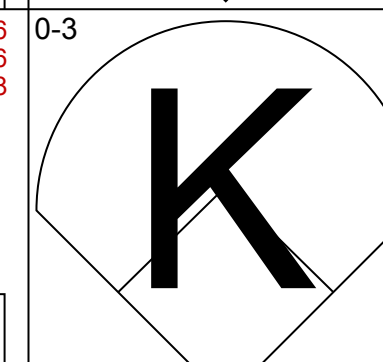
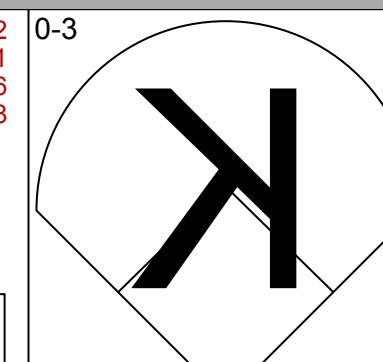
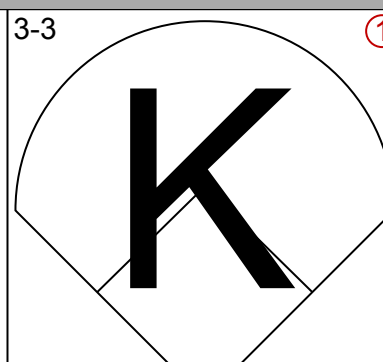
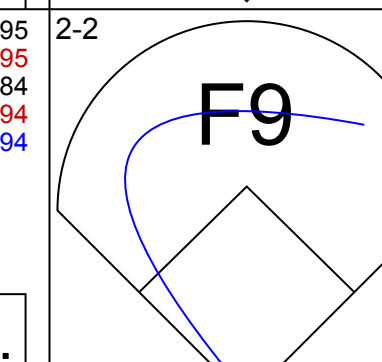
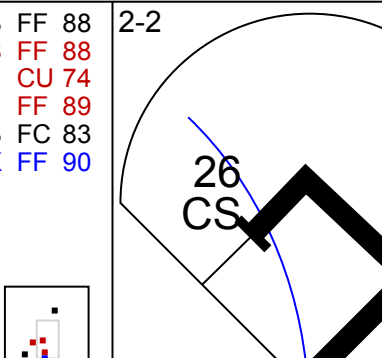
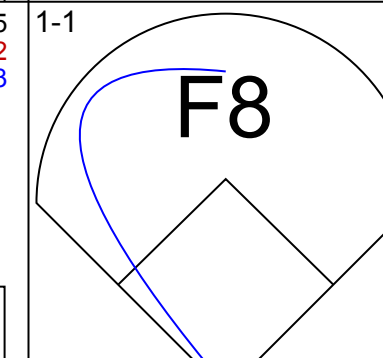
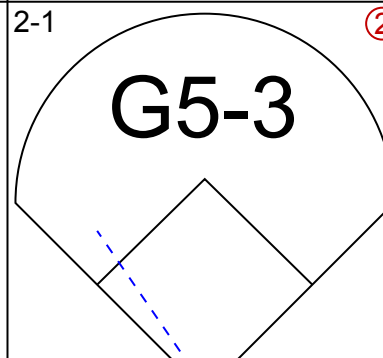
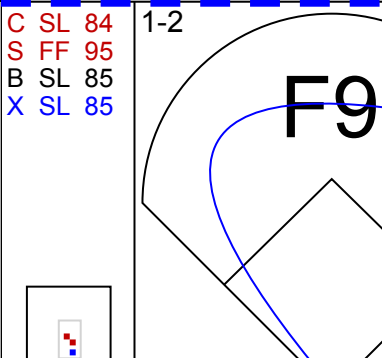
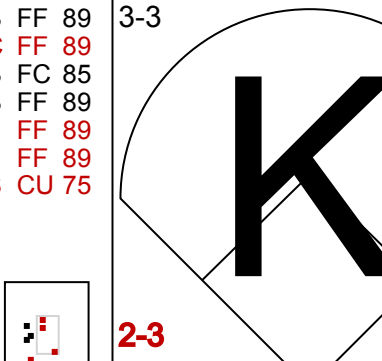
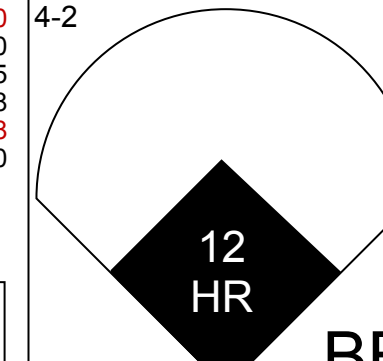
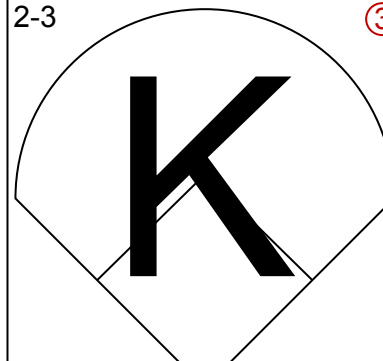
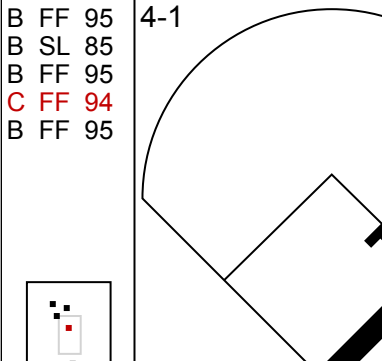
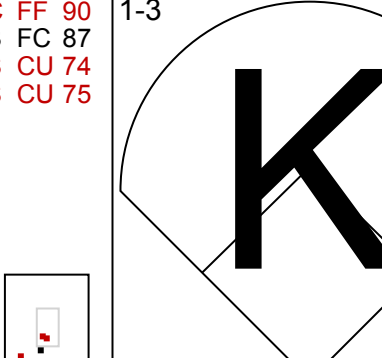
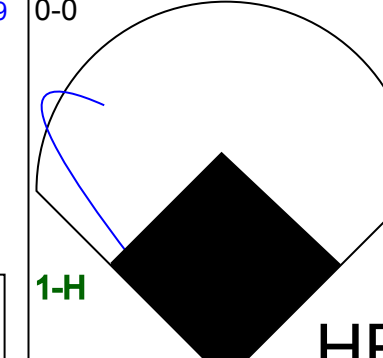
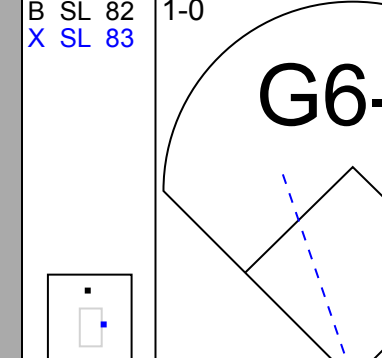
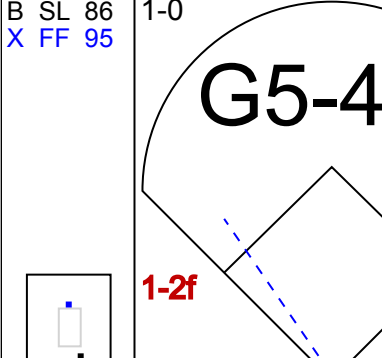
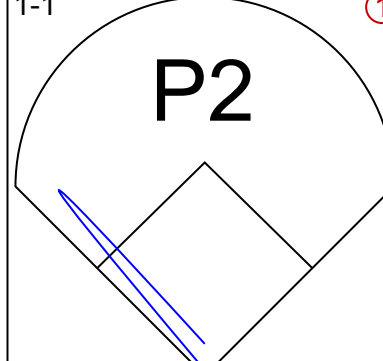
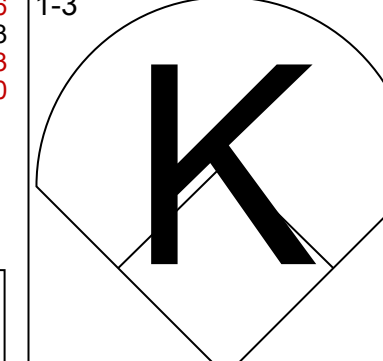
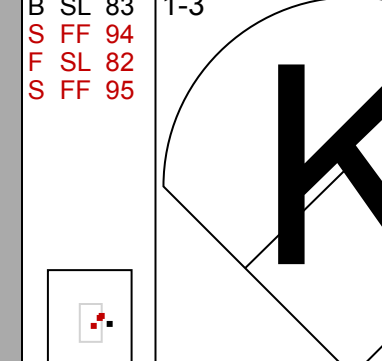

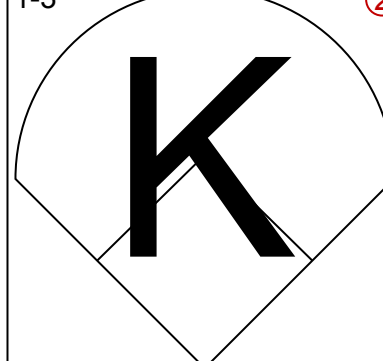
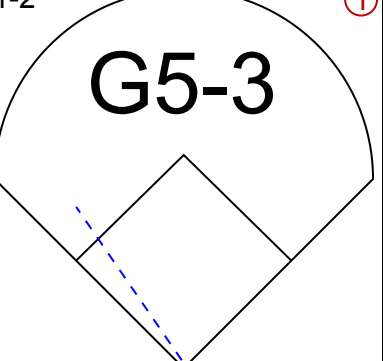
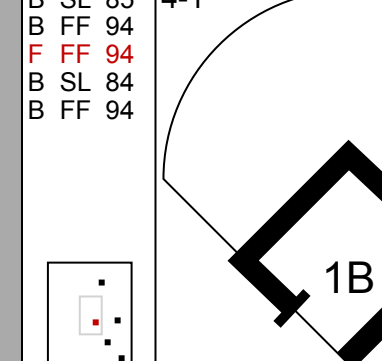

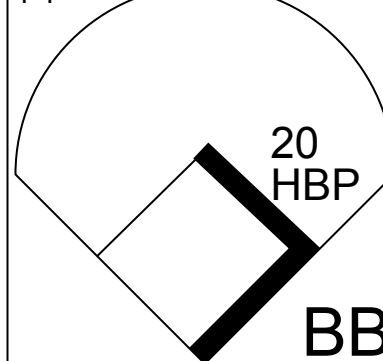

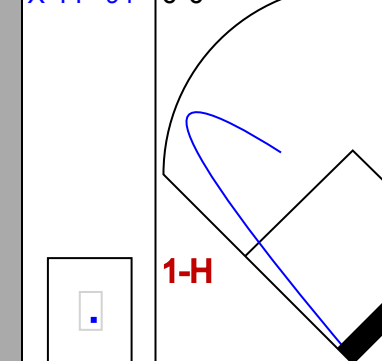



| Batter | 1 | 2 | 3 | 4 | 5 | 6 | 7 | 8 | 9 | AB | R | H | RBI | BB | SO | LOB | TOP | | | | | | | |
|---|---|---|---|---|---|---|---|---|---|---|---|---|---|---|---|---|--|---|---|---|---|---|---|---|
| 8 Cavan Biggio, L (1,5) OBP: 0.288, SLG: 0.333 | | | | | | | | | | 5 | 1 | 3 | 0 | 0 | 2 | 2 | <p>Toronto Blue Jays @ Tampa Bay Rays</p> <p>Tropicana Field, St. Petersburg, FL</p> <p>Sat Apr 24 2021, 6:10 PM - 9:20 PM EDT</p> <p>Att: 6,688 - Dome - 72 F</p> | | | | | | | |
| 11 Bo Bichette, R (1,6) OBP: 0.310, SLG: 0.500 | | | | | | | | | | 4 | 0 | 0 | 0 | 1 | 2 | 4 | | | | | | | | |
| 27 Vladimir Guerrero Jr., R (1,3) OBP: 0.492, SLG: 0.588 | | | | | | | | | | 5 | 0 | 0 | 0 | 0 | 1 | 4 | | | | | | | | |
| 44 Rowdy Tellez, L (1,10) OBP: 0.220, SLG: 0.281 | | | | | | | | | | 4 | 1 | 2 | 0 | 0 | 0 | 0 | | | | | | | | |
| 5 Santiago Espinal, R (8,PR) OBP: 0.300, SLG: 0.400 | | | | | | | | | | 0 | 0 | 0 | 0 | 0 | 0 | 0 | | | | | | | | |
| 15 Randal Grichuk, R (1,9) OBP: 0.368, SLG: 0.544 | | | | | | | | | | 3 | 1 | 1 | 3 | 1 | 1 | 0 | | | | | | | | |
| 10 Marcus Semien, R (1,4) OBP: 0.289, SLG: 0.400 | | | | | | | | | | 3 | 0 | 1 | 0 | 1 | 0 | 2 | | | | | | | | |
| 13 Lourdes Gurriel Jr., R (1,7) OBP: 0.215, SLG: 0.290 | | | | | | | | | | 4 | 0 | 1 | 0 | 0 | 2 | 2 | | | | | | | | |
| 30 Alejandro Kirk, R (1,2) OBP: 0.278, SLG: 0.313 | | | | | | | | | | 4 | 0 | 1 | 0 | 0 | 1 | 4 | | | | | | | | |
| 3 Jonathan Davis, R (1,8) OBP: 0.231, SLG: 0.227 | | | | | | | | | | 2 | 0 | 0 | 0 | 0 | 1 | 0 | | | | | | | | |
| 2 Joe Panik, L (9,PH) OBP: 0.290, SLG: 0.355 | | | | | | | | | | 1 | 0 | 0 | 0 | 0 | 0 | 0 | | | | | | | | |
| Inning Stats | R: 3 E: 0 K: 2 S: 19 | H: 3 LOB: 1 BB: 1 P: 30 | R: 0 E: 0 K: 0 S: 10 | H: 1 LOB: 2 BB: 1 P: 16 | R: 0 E: 0 K: 0 S: 8 | H: 0 LOB: 0 BB: 0 P: 11 | R: 0 E: 1 K: 2 S: 15 | H: 1 LOB: 2 BB: 0 P: 24 | R: 0 E: 0 K: 1 S: 9 | H: 1 LOB: 0 BB: 0 P: 16 | R: 0 E: 0 K: 1 S: 7 | H: 1 LOB: 0 BB: 0 P: 11 | R: 0 E: 0 K: 3 S: 11 | H: 0 LOB: 0 BB: 0 P: 17 | R: 0 E: 0 K: 1 S: 14 | H: 2 LOB: 3 BB: 0 P: 20 | R: 0 E: 0 K: 0 S: 11 | H: 1 LOB: 1 BB: 0 P: 16 | 1B: 6 2B: 2 3B: 0 HR: 1 | SF: 0 SAC: 0 DP: 1 HBP: 1 | WP: 0 PB: 0 SB: 1 CS: 0 | PA: 39 | | |
| PITCHER | IP WLS BF H R ER SO BB IBB HBP BLK WP HR S P ERA WHIP | IP WLS BF H R ER SO BB IBB HBP BLK WP HR S P ERA WHIP | IP WLS BF H R ER SO BB IBB HBP BLK WP HR S P ERA WHIP | IP WLS BF H R ER SO BB IBB HBP BLK WP HR S P ERA WHIP | IP WLS BF H R ER SO BB IBB HBP BLK WP HR S P ERA WHIP | IP WLS BF H R ER SO BB IBB HBP BLK WP HR S P ERA WHIP | IP WLS BF H R ER SO BB IBB HBP BLK WP HR S P ERA WHIP | IP WLS BF H R ER SO BB IBB HBP BLK WP HR S P ERA WHIP | IP WLS BF H R ER SO BB IBB HBP BLK WP HR S P ERA WHIP | IP WLS BF H R ER SO BB IBB HBP BLK WP HR S P ERA WHIP | IP WLS BF H R ER SO BB IBB HBP BLK WP HR S P ERA WHIP | IP WLS BF H R ER SO BB IBB HBP BLK WP HR S P ERA WHIP | IP WLS BF H R ER SO BB IBB HBP BLK WP HR S P ERA WHIP | IP WLS BF H R ER SO BB IBB HBP BLK WP HR S P ERA WHIP | IP WLS BF H R ER SO BB IBB HBP BLK WP HR S P ERA WHIP | IP WLS BF H R ER SO BB IBB HBP BLK WP HR S P ERA WHIP | IP WLS BF H R ER SO BB IBB HBP BLK WP HR S P ERA WHIP | IP WLS BF H R ER SO BB IBB HBP BLK WP HR S P ERA WHIP | IP WLS BF H R ER SO BB IBB HBP BLK WP HR S P ERA WHIP | IP WLS BF H R ER SO BB IBB HBP BLK WP HR S P ERA WHIP | IP WLS BF H R ER SO BB IBB HBP BLK WP HR S P ERA WHIP | IP WLS BF H R ER SO BB IBB HBP BLK WP HR S P ERA WHIP | IP WLS BF H R ER SO BB IBB HBP BLK WP HR S P ERA WHIP | IP WLS BF H R ER SO BB IBB HBP BLK WP HR S P ERA WHIP |

| Batter | 1 | 2 | 3 | 4 | 5 | 6 | 7 | 8 | 9 | AB | R | H | RBI | BB | SO | LOB | BOTTOM | | | | | | | |
|--|---|---|---|---|---|---|---|---|---|---|---|---|---|---|---|---|--|---|---|---|---|---|---|---|
| 2 Yandy Diaz, R (1,3) OBP: 0.405, SLG: 0.302 | | | | | | | | | | 4 | 0 | 1 | 0 | 0 | 2 | 1 | <p>Toronto Blue Jays @ Tampa Bay Rays</p> <p>Tropicana Field, St. Petersburg, FL</p> <p>Sat Apr 24 2021, 6:10 PM - 9:20 PM EDT</p> <p>Att: 6,688 - Dome - 72 F</p> | | | | | | | |
| 56 Randy Arozarena, R (1,10) OBP: 0.341, SLG: 0.447 | | | | | | | | | | 4 | 1 | 1 | 0 | 0 | 2 | 2 | | | | | | | | |
| 8 Brandon Lowe, L (1,4) OBP: 0.296, SLG: 0.348 | | | | | | | | | | 3 | 1 | 0 | 0 | 1 | 1 | 2 | | | | | | | | |
| 43 Mike Brosseau, R (1,5) OBP: 0.283, SLG: 0.429 | | | | | | | | | | 3 | 1 | 1 | 2 | 1 | 2 | 1 | | | | | | | | |
| 13 Manuel Margot, R (1,7) OBP: 0.294, SLG: 0.410 | | | | | | | | | | 4 | 1 | 1 | 0 | 0 | 0 | 1 | | | | | | | | |
| 39 Kevin Kiermaier, L (1,8) OBP: 0.285, SLG: 0.273 | | | | | | | | | | 4 | 0 | 1 | 1 | 0 | 1 | 1 | | | | | | | | |
| 10 Mike Zunino, R (1,2) OBP: 0.277, SLG: 0.524 | | | | | | | | | | 4 | 1 | 1 | 1 | 0 | 0 | 1 | | | | | | | | |
| 1 Willy Adames, R (1,6) OBP: 0.225, SLG: 0.353 | | | | | | | | | | 3 | 0 | 0 | 0 | 0 | 3 | 1 | | | | | | | | |
| 35 Brett Phillips, L (1,9) OBP: 0.281, SLG: 0.231 | | | | | | | | | | 3 | 0 | 0 | 0 | 0 | 1 | 1 | | | | | | | | |
| Inning Stats | R: 0 E: 0 K: 2 S: 9 | H: 1 LOB: 1 BB: 0 P: 11 | R: 1 E: 0 K: 2 S: 12 | H: 1 LOB: 0 BB: 0 P: 17 | R: 0 E: 0 K: 1 S: 10 | H: 0 LOB: 0 BB: 0 P: 16 | R: 0 E: 0 K: 1 S: 9 | H: 1 LOB: 1 BB: 0 P: 11 | R: 0 E: 0 K: 2 S: 11 | H: 0 LOB: 1 BB: 0 P: 13 | R: 2 E: 0 K: 1 S: 16 | H: 3 LOB: 1 BB: 0 P: 26 | R: 0 E: 0 K: 3 S: 11 | H: 0 LOB: 1 BB: 0 P: 13 | R: 2 E: 1 K: 0 S: 7 | H: 0 LOB: 2 BB: 2 P: 18 | | R: 2 E: 0 K: 0 S: 7 | H: 0 LOB: 0 BB: 2 P: 18 | 1B: 3 2B: 1 3B: 0 HR: 2 | SF: 0 SAC: 0 DP: 0 HBP: 0 | WP: 1 PB: 0 SB: 0 CS: 0 | PA: 34 | |
| PITCHER | IP WLS BF H R ER SO BB IBB HBP BLK WP HR S P ERA WHIP | IP WLS BF H R ER SO BB IBB HBP BLK WP HR S P ERA WHIP | IP WLS BF H R ER SO BB IBB HBP BLK WP HR S P ERA WHIP | IP WLS BF H R ER SO BB IBB HBP BLK WP HR S P ERA WHIP | IP WLS BF H R ER SO BB IBB HBP BLK WP HR S P ERA WHIP | IP WLS BF H R ER SO BB IBB HBP BLK WP HR S P ERA WHIP | IP WLS BF H R ER SO BB IBB HBP BLK WP HR S P ERA WHIP | IP WLS BF H R ER SO BB IBB HBP BLK WP HR S P ERA WHIP | IP WLS BF H R ER SO BB IBB HBP BLK WP HR S P ERA WHIP | IP WLS BF H R ER SO BB IBB HBP BLK WP HR S P ERA WHIP | IP WLS BF H R ER SO BB IBB HBP BLK WP HR S P ERA WHIP | IP WLS BF H R ER SO BB IBB HBP BLK WP HR S P ERA WHIP | IP WLS BF H R ER SO BB IBB HBP BLK WP HR S P ERA WHIP | IP WLS BF H R ER SO BB IBB HBP BLK WP HR S P ERA WHIP | IP WLS BF H R ER SO BB IBB HBP BLK WP HR S P ERA WHIP | IP WLS BF H R ER SO BB IBB HBP BLK WP HR S P ERA WHIP | IP WLS BF H R ER SO BB IBB HBP BLK WP HR S P ERA WHIP | IP WLS BF H R ER SO BB IBB HBP BLK WP HR S P ERA WHIP | IP WLS BF H R ER SO BB IBB HBP BLK WP HR S P ERA WHIP | IP WLS BF H R ER SO BB IBB HBP BLK WP HR S P ERA WHIP | IP WLS BF H R ER SO BB IBB HBP BLK WP HR S P ERA WHIP | IP WLS BF H R ER SO BB IBB HBP BLK WP HR S P ERA WHIP | IP WLS BF H R ER SO BB IBB HBP BLK WP HR S P ERA WHIP | IP WLS BF H R ER SO BB IBB HBP BLK WP HR S P ERA WHIP |

| | |
|-----|----|
| AB | 35 |
| R | 3 |
| H | 9 |
| RBI | 3 |
| BB | 3 |
| SO | 10 |
| LOB | 18 |

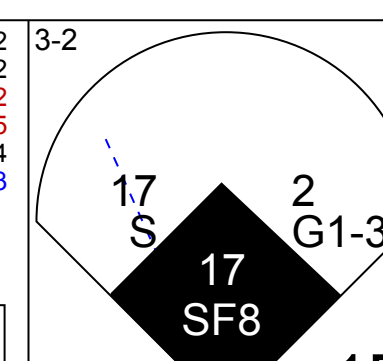
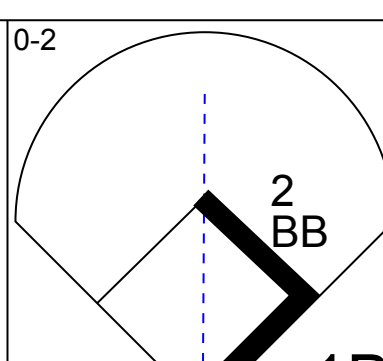
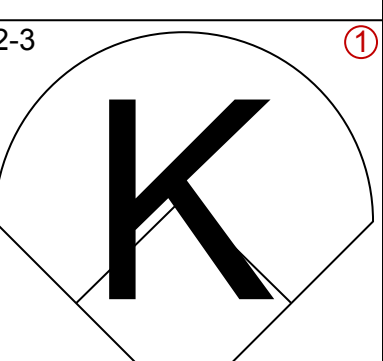
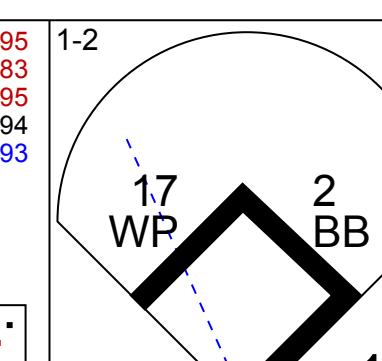
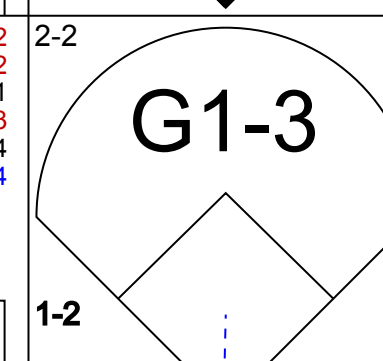
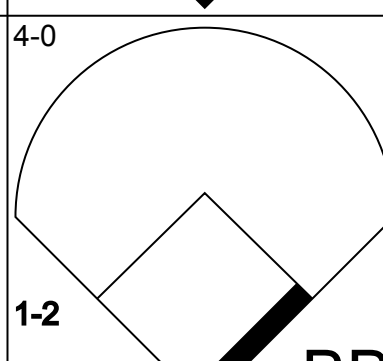
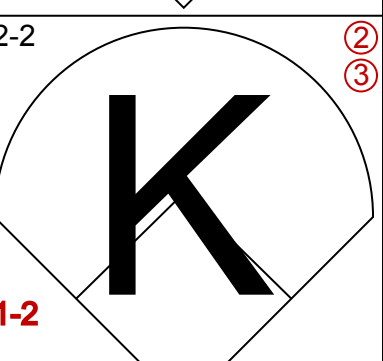
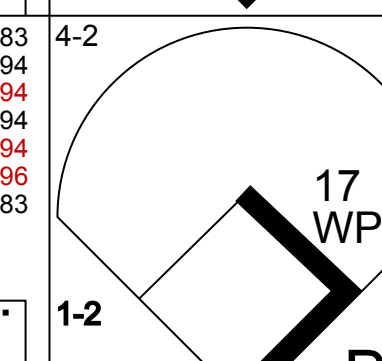
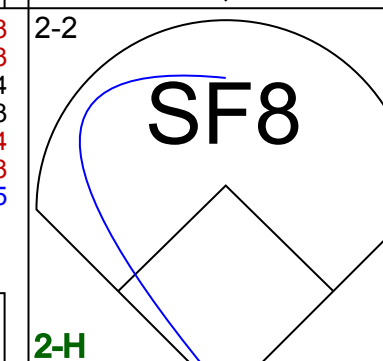
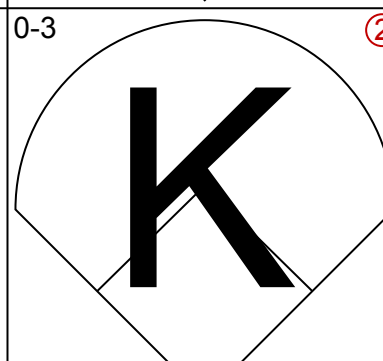
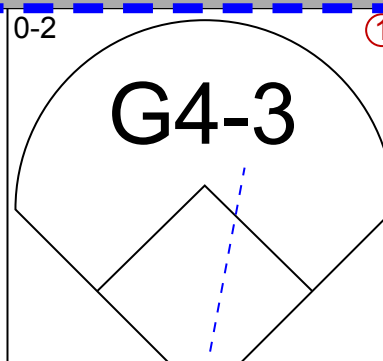
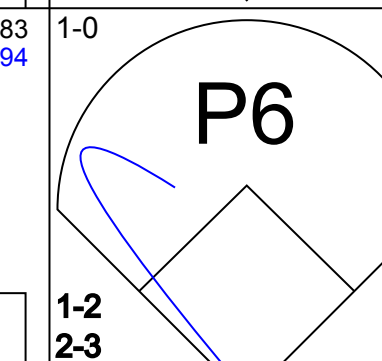
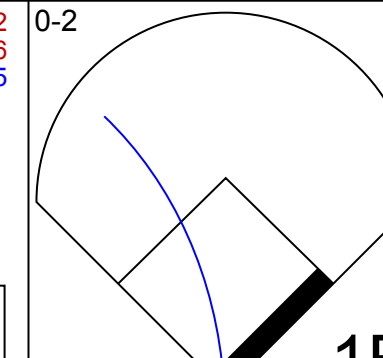
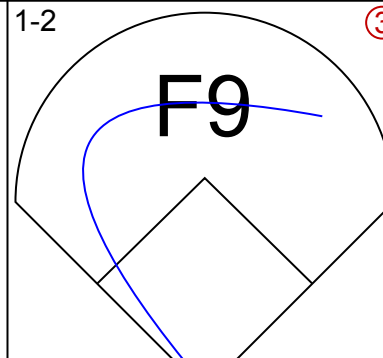
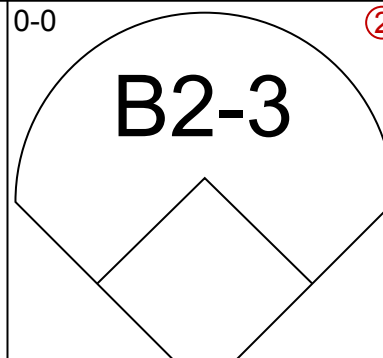
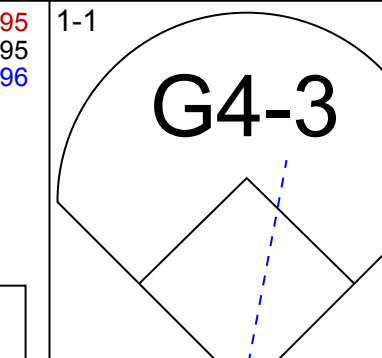
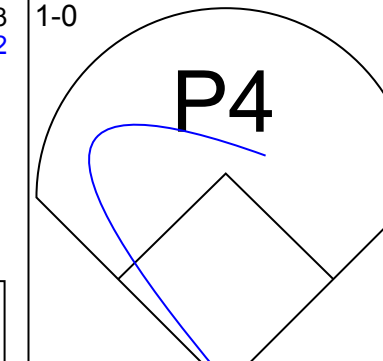
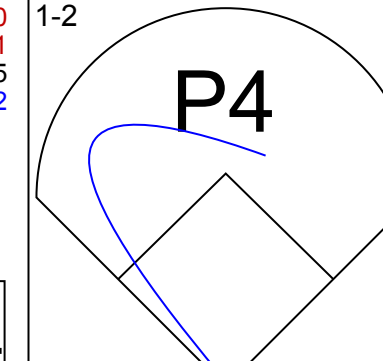
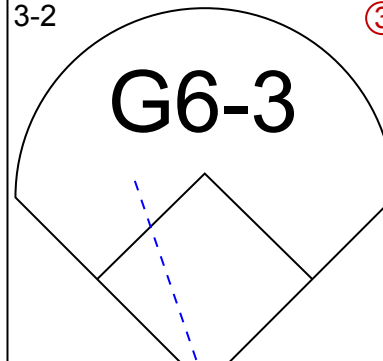
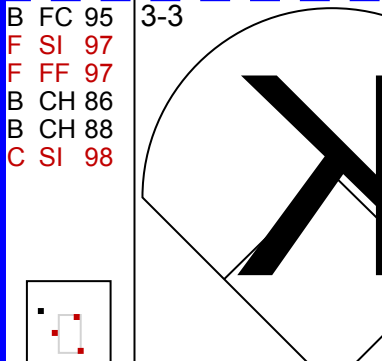
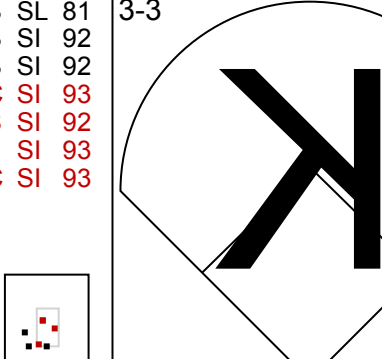
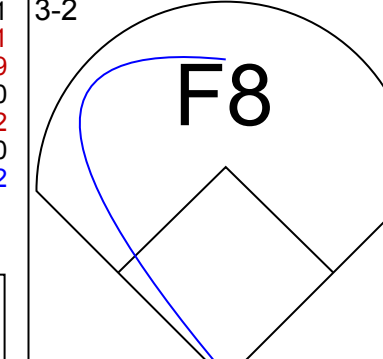

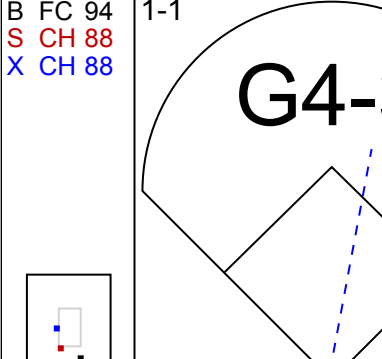
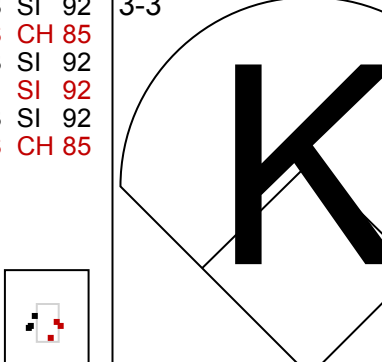
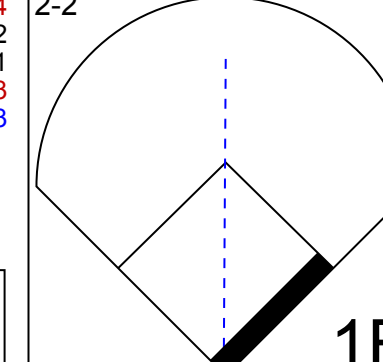

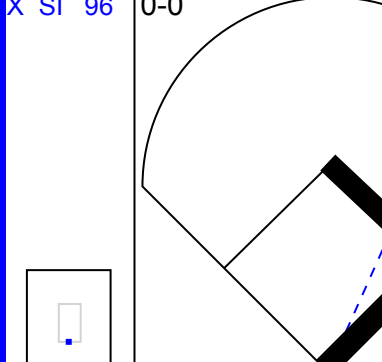
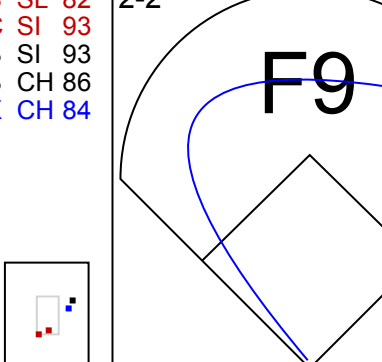



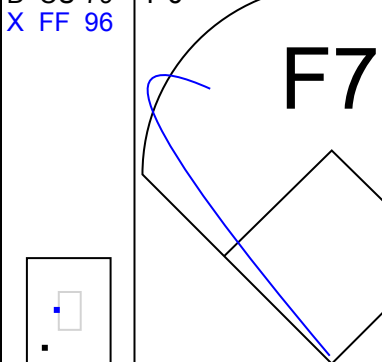

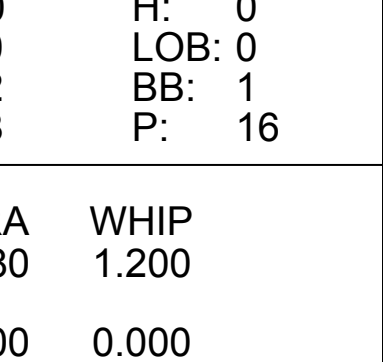
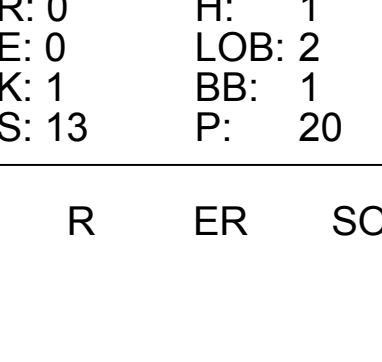
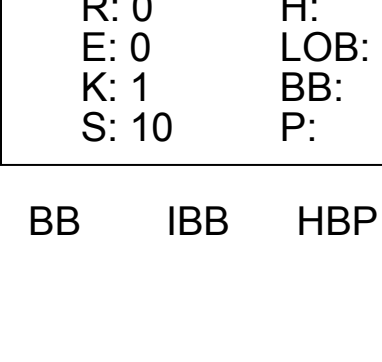


| Batter | 1 | 2 | 3 | 4 | 5 | 6 | 7 | 8 | 9 | AB | R | H | RBI | BB | SO | LOB | TOP | | | | | | |
|---|---|---|---|---|---|---|---|---|---|---|---|---|---|---|---|---|---|---|---|---|---|---|---|
| 20 Mark Canha, R OBP: 0.400, SLG: 0.425 |  | |  | |  | | |  | | 3 | 0 | 0 | 0 | 0 | 2 | 1 | | | | | | | |
| 8 Jed Lowrie, S OBP: 0.345, SLG: 0.468 |  | |  | |  | | |  | | 4 | 0 | 0 | 0 | 0 | 0 | 3 | | | | | | | |
| 28 Matt Olson, L OBP: 0.373, SLG: 0.603 |  | | |  | |  | |  | | 4 | 0 | 0 | 0 | 0 | 3 | 0 | | | | | | | |
| 22 Ramón Laureano, R(1, 10) OBP: 0.299, SLG: 0.430 | |  |  | |  | | |  | | 4 | 0 | 1 | 0 | 0 | 0 | 0 | | | | | | | |
| 26 Matt Chapman, R OBP: 0.284, SLG: 0.333 |  | |  | |  | | |  | | 2 | 1 | 0 | 0 | 2 | 2 | 1 | | | | | | | |
| 12 Sean Murphy, R OBP: 0.311, SLG: 0.340 |  | |  | |  | | |  | | 4 | 1 | 1 | 2 | 0 | 1 | 1 | | | | | | | |
| 25 Stephen Piscotty, R OBP: 0.291, SLG: 0.490 | |  |  | |  | | |  | | 3 | 0 | 0 | 0 | 0 | 2 | 0 | | | | | | | |
| 17 Elvis Andrus, R OBP: 0.214, SLG: 0.197 |  | |  | |  | | |  | | 2 | 0 | 0 | 0 | 1 | 1 | 0 | | | | | | | |
| Tony Kemp, L OBP: 0.414, SLG: 0.190 |  | |  | |  | | |  | | 1 | 0 | 1 | 0 | 1 | 0 | 0 | | | | | | | |
| 15 Seth Brown, L OBP: 0.333, SLG: 0.543 | | | | | | | | | | 0 | 0 | 0 | 0 | 0 | 0 | 0 | | | | | | | |
| Inning Stats | R: 0 K: 2 S: 8 | H: 0 LOB: 0 BB: 0 P: 9 | R: 0 K: 2 S: 11 | H: 1 LOB: 0 BB: 0 P: 17 | R: 0 K: 1 S: 9 | H: 0 LOB: 2 BB: 1 P: 19 | R: 2 K: 2 S: 12 | H: 1 LOB: 0 BB: 0 P: 18 | R: 0 K: 1 S: 9 | H: 0 LOB: 1 BB: 0 P: 13 | R: 0 K: 2 S: 10 | H: 0 LOB: 0 BB: 0 P: 17 | R: 0 K: 1 S: 6 | H: 1 LOB: 2 BB: 1 P: 12 | R: 0 K: 0 S: 5 | H: 0 LOB: 0 BB: 0 P: 8 | R: 0 K: 0 S: 5 | H: 0 LOB: 0 BB: 1 P: 11 | 1B: 1 2B: 1 3B: 0 HR: 1 | SF: 0 SAC: 0 DP: 1 HBP: 2 | WP: 0 PB: 0 SB: 0 CS: 1 | PA: 33 | |
| PITCHER | IP WLS BF H R ER SO BB IBB HBP BLK WP HR S P ERA WHIP | IP WLS BF H R ER SO BB IBB HBP BLK WP HR S P ERA WHIP | IP WLS BF H R ER SO BB IBB HBP BLK WP HR S P ERA WHIP | IP WLS BF H R ER SO BB IBB HBP BLK WP HR S P ERA WHIP | IP WLS BF H R ER SO BB IBB HBP BLK WP HR S P ERA WHIP | IP WLS BF H R ER SO BB IBB HBP BLK WP HR S P ERA WHIP | IP WLS BF H R ER SO BB IBB HBP BLK WP HR S P ERA WHIP | IP WLS BF H R ER SO BB IBB HBP BLK WP HR S P ERA WHIP | IP WLS BF H R ER SO BB IBB HBP BLK WP HR S P ERA WHIP | IP WLS BF H R ER SO BB IBB HBP BLK WP HR S P ERA WHIP | IP WLS BF H R ER SO BB IBB HBP BLK WP HR S P ERA WHIP | IP WLS BF H R ER SO BB IBB HBP BLK WP HR S P ERA WHIP | IP WLS BF H R ER SO BB IBB HBP BLK WP HR S P ERA WHIP | IP WLS BF H R ER SO BB IBB HBP BLK WP HR S P ERA WHIP | IP WLS BF H R ER SO BB IBB HBP BLK WP HR S P ERA WHIP | IP WLS BF H R ER SO BB IBB HBP BLK WP HR S P ERA WHIP | IP WLS BF H R ER SO BB IBB HBP BLK WP HR S P ERA WHIP | IP WLS BF H R ER SO BB IBB HBP BLK WP HR S P ERA WHIP | IP WLS BF H R ER SO BB IBB HBP BLK WP HR S P ERA WHIP | IP WLS BF H R ER SO BB IBB HBP BLK WP HR S P ERA WHIP | IP WLS BF H R ER SO BB IBB HBP BLK WP HR S P ERA WHIP | IP WLS BF H R ER SO BB IBB HBP BLK WP HR S P ERA WHIP | IP WLS BF H R ER SO BB IBB HBP BLK WP HR S P ERA WHIP |

Oakland Athletics @ Tampa Bay Rays
Tropicana Field, St. Petersburg, FL
Mon Apr 26 2021, 7:11 PM - 10:01 PM EDT
Att. 2,981 - Dome - 72 F

AB 27
R 2
H 3
RBI 2
BB 4
SO 11
LOB 6



| Batter | 1 | 2 | 3 | 4 | 5 | 6 | 7 | 8 | 9 | AB | R | H | RBI | BB | SO | LOB | BOTTOM | | | | | | |
|--|---|---|---|---|---|---|---|---|---|---|---|---|---|---|---|---|---|---|---|---|---|---|---|
| 56 Randy Arozarena, R(1, 9) OBP: 0.356, SLG: 0.446 |  | |  | |  | | |  | | 4 | 1 | 3 | 0 | 0 | 1 | 1 | | | | | | | |
| 2 Yandy Diaz, R OBP: 0.402, SLG: 0.279 |  | |  | |  | | |  | | 2 | 0 | 0 | 0 | 2 | 1 | 2 | | | | | | | |
| 17 Austin Meadows, L OBP: 0.351, SLG: 0.447 |  | |  | |  | | |  | | 3 | 0 | 0 | 1 | 0 | 1 | 4 | | | | | | | |
| 13 Manuel Margot, R OBP: 0.289, SLG: 0.391 |  | |  | |  | | |  | | 4 | 0 | 1 | 0 | 0 | 0 | 4 | | | | | | | |
| 43 Mike Brosseau, R OBP: 0.283, SLG: 0.396 |  | |  | |  | | |  | | 3 | 0 | 0 | 0 | 0 | 0 | 1 | | | | | | | |
| 39 Kevin Kiermaier, L(9, PH) OBP: 0.282, SLG: 0.289 | | | | | | | | | | 1 | 0 | 0 | 0 | 0 | 1 | 0 | | | | | | | |
| 8 Brandon Lowe, L OBP: 0.281, SLG: 0.316 |  | |  | |  | | |  | | 4 | 0 | 0 | 0 | 0 | 2 | 0 | | | | | | | |
| 10 Mike Zunino, R OBP: 0.280, SLG: 0.511 |  | |  | |  | | |  | | 3 | 0 | 1 | 0 | 0 | 1 | 0 | | | | | | | |
| 25 Yoshi Tsutsugo, L OBP: 0.241, SLG: 0.222 |  | | | | | | | | | 1 | 0 | 1 | 0 | 0 | 0 | 0 | | | | | | | |
| 35 Brett Phillips, L(9, PR) OBP: 0.281, SLG: 0.231 | | | | | | | | | | 0 | 0 | 0 | 0 | 0 | 0 | 0 | | | | | | | |
| 1 Willy Adames, R OBP: 0.227, SLG: 0.338 |  | |  | |  | | |  | | 3 | 0 | 0 | 0 | 1 | 1 | 1 | | | | | | | |
| 18 Joey Wendle, L OBP: 0.351, SLG: 0.542 | | |  | |  | | |  | | 1 | 0 | 0 | 0 | 1 | 1 | 0 | | | | | | | |
| 28 Francisco Mejia, S(8, PH) OBP: 0.295, SLG: 0.415 | | | | | | | |  | | 2 | 0 | 0 | 0 | 0 | 1 | 2 | | | | | | | |
| Inning Stats | R: 1 K: 0 S: 16 | H: 2 LOB: 1 BB: 0 P: 24 | R: 0 K: 2 S: 10 | H: 0 LOB: 0 BB: 0 P: 18 | R: 0 K: 2 S: 13 | H: 1 LOB: 2 BB: 1 P: 20 | R: 0 K: 0 S: 14 | H: 1 LOB: 0 BB: 0 P: 22 | R: 0 K: 2 S: 8 | H: 0 LOB: 0 BB: 1 P: 16 | R: 0 K: 0 S: 10 | H: 0 LOB: 0 BB: 0 P: 13 | R: 0 K: 2 S: 9 | H: 0 LOB: 0 BB: 0 P: 13 | R: 0 K: 1 S: 13 | H: 1 LOB: 2 BB: 1 P: 20 | R: 0 K: 1 S: 10 | H: 1 LOB: 2 BB: 1 P: 19 | 1B: 6 2B: 0 3B: 0 HR: 0 | SF: 1 SAC: 0 DP: 0 HBP: 0 | WP: 1 PB: 0 SB: 1 CS: 1 | PA: 36 | |
| PITCHER | IP WLS BF H R ER SO BB IBB HBP BLK WP HR S P ERA WHIP | IP WLS BF H R ER SO BB IBB HBP BLK WP HR S P ERA WHIP | IP WLS BF H R ER SO BB IBB HBP BLK WP HR S P ERA WHIP | IP WLS BF H R ER SO BB IBB HBP BLK WP HR S P ERA WHIP | IP WLS BF H R ER SO BB IBB HBP BLK WP HR S P ERA WHIP | IP WLS BF H R ER SO BB IBB HBP BLK WP HR S P ERA WHIP | IP WLS BF H R ER SO BB IBB HBP BLK WP HR S P ERA WHIP | IP WLS BF H R ER SO BB IBB HBP BLK WP HR S P ERA WHIP | IP WLS BF H R ER SO BB IBB HBP BLK WP HR S P ERA WHIP | IP WLS BF H R ER SO BB IBB HBP BLK WP HR S P ERA WHIP | IP WLS BF H R ER SO BB IBB HBP BLK WP HR S P ERA WHIP | IP WLS BF H R ER SO BB IBB HBP BLK WP HR S P ERA WHIP | IP WLS BF H R ER SO BB IBB HBP BLK WP HR S P ERA WHIP | IP WLS BF H R ER SO BB IBB HBP BLK WP HR S P ERA WHIP | IP WLS BF H R ER SO BB IBB HBP BLK WP HR S P ERA WHIP | IP WLS BF H R ER SO BB IBB HBP BLK WP HR S P ERA WHIP | IP WLS BF H R ER SO BB IBB HBP BLK WP HR S P ERA WHIP | IP WLS BF H R ER SO BB IBB HBP BLK WP HR S P ERA WHIP | IP WLS BF H R ER SO BB IBB HBP BLK WP HR S P ERA WHIP | IP WLS BF H R ER SO BB IBB HBP BLK WP HR S P ERA WHIP | IP WLS BF H R ER SO BB IBB HBP BLK WP HR S P ERA WHIP | IP WLS BF H R ER SO BB IBB HBP BLK WP HR S P ERA WHIP | IP WLS BF H R ER SO BB IBB HBP BLK WP HR S P ERA WHIP |

Oakland Athletics @ Tampa Bay Rays
Tropicana Field, St. Petersburg, FL
Mon Apr 26 2021, 7:11 PM - 10:01 PM EDT
Att. 2,981 - Dome - 72 F

AB 31
R 1
H 6
RBI 1
BB 4
SO 10
LOB 15



| Batter | 1 | 2 | 3 | 4 | 5 | 6 | 7 | 8 | 9 | AB | R | H | RBI | BB | SO | LOB | TOP | |
|---|---|--|--|--|--|--|--|--|--|----------------------------------|---|----------------------------------|--------|----|----|------|---|-------|
| 20 Mark Canha, R (1,7) OBP: 0.394, SLG: 0.417 | | | | | | | | | | 4 | 0 | 1 | 0 | 0 | 0 | 3 | <p>Oakland Athletics @ Tampa Bay Rays Tropicana Field, St. Petersburg, FL Tue Apr 27 2021, 7:14 PM - 10:07 PM EDT Att. 2,924 - Dome - 72 F</p> <p>livebaseballscorecards.com</p> | |
| 8 Jed Lowrie, S (1,4) OBP: 0.341, SLG: 0.451 | | | | | | | | | | 3 | 0 | 0 | 0 | 1 | 0 | 1 | | |
| 28 Matt Olson, L (1,3) OBP: 0.379, SLG: 0.610 | | | | | | | | | | 4 | 1 | 2 | 0 | 0 | 2 | 2 | | |
| 22 Ramón Laureano, R (1,8) OBP: 0.286, SLG: 0.410 | | | | | | | | | | 4 | 0 | 0 | 0 | 0 | 2 | 4 | | |
| 18 Mitch Moreland, L (1,10) OBP: 0.328, SLG: 0.367 | | | | | | | | | | 3 | 1 | 1 | 1 | 0 | 0 | 2 | | |
| 12 Sean Murphy, R (1,2) OBP: 0.323, SLG: 0.407 | | | | | | | | | | 4 | 1 | 2 | 1 | 0 | 1 | 0 | | |
| 25 Stephen Piscotty, R (1,9) 15 Seth Brown, L (7,PH) OBP: 0.341, SLG: 0.541 | | | | | | | | | | 2 | 0 | 1 | 0 | 0 | 0 | 0 | | |
| 39 Vimal Machin, L (1,5) OBP: 0.167, SLG: 0.091 | | | | | | | | | | 4 | 0 | 0 | 1 | 0 | 2 | 3 | | |
| 17 Elvis Andrus, R (1,6) 26 Matt Chapman, R (9,PH) OBP: 0.207, SLG: 0.190 OBP: 0.281, SLG: 0.329 | | | | | | | | | | 3 | 0 | 0 | 0 | 0 | 0 | 3 | | |
| Inning Stats | R: 0 H: 1 E: 0 K: 1 S: 14 | H: 3 R: 1 ER: 0 LOB: 2 P: 20 | H: 1 R: 0 ER: 0 LOB: 1 P: 14 | H: 0 R: 0 ER: 0 LOB: 0 P: 11 | H: 0 R: 0 ER: 0 LOB: 0 P: 10 | H: 1 R: 1 ER: 0 LOB: 0 P: 17 | H: 1 R: 0 ER: 0 LOB: 1 P: 16 | H: 0 R: 0 ER: 0 LOB: 1 P: 13 | H: 1 R: 1 ER: 0 LOB: 0 P: 13 | 1B: 6 2B: 1 3B: 0 HR: 1 | SF: 1 2B: 1 SAC: 0 DP: 0 HBP: 0 | WP: 1 PB: 0 SB: 0 CS: 0 | PA: 36 | | | | | |
| PITCHER | IP WLS BF H R ER SO BB IBB HBP BLK WP HR S P ERA WHIP | | | | | | | | | | | | | | | | | |
| 52 Michael Wacha, R (1,1) ERA: 3.86 | 5.0 | W 4 | 1 | 1 | 1 | 2 | 0 | 0 | 0 | 0 | 0 | 0 | 0 | 0 | 52 | 69 | 1.80 | 1.000 |
| 59 Jeffrey Springs, L (6,1) ERA: 3.12 | 1.0 | H 4 | 1 | 0 | 0 | 1 | 0 | 0 | 0 | 0 | 0 | 1 | 0 | 12 | 17 | 9.00 | 1.000 | |
| 81 Ryan Thompson, R (7,1) ERA: 2.92 | 1.0 | H 4 | 1 | 0 | 0 | 1 | 0 | 0 | 0 | 0 | 0 | 0 | 0 | 11 | 16 | 0.00 | 1.000 | |
| 34 Trevor Richards, R (8,1) ERA: 5.0 | 1.0 | H 4 | 0 | 0 | 0 | 0 | 1 | 0 | 0 | 0 | 0 | 0 | 0 | 8 | 13 | 0.00 | 1.000 | |
| 63 Diego Castillo, R (9,1) ERA: 3.39 | 1.0 | S 4 | 1 | 1 | 1 | 2 | 0 | 0 | 0 | 0 | 0 | 0 | 1 | 9 | 13 | 9.00 | 1.000 | |

| Batter | 1 | 2 | 3 | 4 | 5 | 6 | 7 | 8 | 9 | AB | R | H | RBI | BB | SO | LOB | BOTTOM | |
|---|---|--|--|--|--|--|--|--|--|----------------------------------|---|----------------------------------|--------|----|----|------|---|-------|
| 39 Kevin Kiermaier, L (1,8) OBP: 0.273, SLG: 0.326 | | | | | | | | | | 5 | 1 | 1 | 0 | 0 | 2 | 1 | <p>Oakland Athletics @ Tampa Bay Rays Tropicana Field, St. Petersburg, FL Tue Apr 27 2021, 7:14 PM - 10:07 PM EDT Att. 2,924 - Dome - 72 F</p> <p>livebaseballscorecards.com</p> | |
| 8 Brandon Lowe, L (1,4) OBP: 0.277, SLG: 0.309 | | | | | | | | | | 5 | 0 | 1 | 0 | 0 | 1 | 2 | | |
| 56 Randy Arozarena, R (1,7) OBP: 0.362, SLG: 0.453 | | | | | | | | | | 3 | 1 | 1 | 1 | 1 | 0 | 1 | | |
| 17 Austin Meadows, L (1,10) OBP: 0.337, SLG: 0.425 | | | | | | | | | | 4 | 0 | 0 | 0 | 0 | 2 | 5 | | |
| 18 Joey Wendle, L (1,6) (8,5) | | | | | | | | | | 4 | 0 | 1 | 1 | 0 | 1 | 3 | | |
| 2 Yandy Diaz, R (1,5) (8,3) | | | | | | | | | | 4 | 0 | 1 | 0 | 0 | 0 | 0 | | |
| 25 Yoshi Tsutsugo, L (1,3) 1 Willy Adames, R (8,6) OBP: 0.258, SLG: 0.246 OBP: 0.227, SLG: 0.338 | | | | | | | | | | 3 | 0 | 1 | 0 | 1 | 0 | 2 | | |
| 28 Francisco Mejia, S (1,2) OBP: 0.333, SLG: 0.489 | | | | | | | | | | 4 | 1 | 3 | 0 | 0 | 0 | 1 | | |
| 35 Brett Phillips, L (1,9) OBP: 0.286, SLG: 0.345 | | | | | | | | | | 3 | 1 | 1 | 2 | 0 | 1 | 3 | | |
| Inning Stats | R: 1 H: 1 E: 0 K: 0 S: 9 | H: 1 R: 0 ER: 0 LOB: 1 P: 13 | H: 1 R: 0 ER: 0 LOB: 1 P: 15 | H: 1 R: 0 ER: 0 LOB: 2 P: 25 | H: 0 R: 0 ER: 0 LOB: 2 P: 19 | H: 2 R: 2 ER: 0 LOB: 0 P: 22 | H: 3 R: 1 ER: 0 LOB: 2 P: 15 | H: 1 R: 0 ER: 0 LOB: 1 P: 10 | H: 1 R: 1 ER: 0 LOB: 0 P: 13 | 1B: 4 2B: 4 3B: 1 HR: 1 | SF: 0 2B: 4 SAC: 1 DP: 0 HBP: 0 | WP: 0 PB: 0 SB: 0 CS: 0 | PA: 38 | | | | | |
| PITCHER | IP WLS BF H R ER SO BB IBB HBP BLK WP HR S P ERA WHIP | | | | | | | | | | | | | | | | | |
| 47 Frankie Montas, R (1,1) ERA: 6.2 | 6.0 | L 28 | 3 | 3 | 3 | 5 | 2 | 0 | 0 | 0 | 0 | 0 | 0 | 0 | 73 | 105 | 4.50 | 1.333 |
| 57 J.B. Wendelken, R (7,1) ERA: 3.18 | 1.0 | 6 | 3 | 1 | 1 | 1 | 0 | 0 | 0 | 0 | 0 | 0 | 0 | 11 | 15 | 9.00 | 3.000 | |
| 61 Reymin Guduan, L (8,1) ERA: 19.64 | 1.0 | 4 | 1 | 0 | 0 | 1 | 0 | 0 | 0 | 0 | 0 | 0 | 0 | 10 | 10 | 0.00 | 1.000 | |

| Batter | 1 | 2 | 3 | 4 | 5 | 6 | 7 | 8 | 9 | AB | R | H | RBI | BB | SO | LOB | TOP | | | |
|--|---------------------------------------|----------------------------------|---------------------------------------|----------------------------------|--------------------------------------|--------------------------|--------------------------------------|-------------------------|--------------------------------------|----------------------------------|--------------------------------------|--------------------------|--------------------------------------|--------------------------|---------------------------------------|--------------------------|--|------------------------------------|----------------------------------|--------|
| 20 Mark Canha, R OBP: 0.398, SLG: 0.414 | | | | | | | | | | 3 | 0 | 1 | 0 | 1 | 2 | 0 | Oakland Athletics @ Tampa Bay Rays Tropicana Field, St. Petersburg, FL Wed Apr 28 2021, 7:10 PM - 9:55 PM EDT Att. 3,374 - Dome - 72 F | | | |
| 28 Matt Olson, L OBP: 0.363, SLG: 0.580 | | | | | | | | | | 4 | 0 | 0 | 0 | 0 | 1 | 2 | | | | |
| 22 Ramón Laureano, R (1, 8) OBP: 0.284, SLG: 0.402 | | | | | | | | | | 4 | 0 | 1 | 0 | 0 | 3 | 1 | | | | |
| 18 Mitch Moreland, L (1, 10) OBP: 0.328, SLG: 0.385 | | | | | | | | | | 3 | 0 | 1 | 0 | 0 | 1 | 2 | | | | |
| 8 Jed Lowrie, S (9, PH) OBP: 0.337, SLG: 0.446 | | | | | | | | | | 1 | 0 | 0 | 0 | 0 | 0 | 0 | | | | |
| 26 Matt Chapman, R (1, 5) OBP: 0.290, SLG: 0.337 | | | | | | | | | | 4 | 0 | 2 | 0 | 0 | 1 | 0 | | | | |
| 15 Seth Brown, L (1, 9) OBP: 0.318, SLG: 0.500 | | | | | | | | | | 3 | 0 | 0 | 0 | 0 | 0 | 2 | | | | |
| 12 Sean Murphy, R (9, PH) OBP: 0.333, SLG: 0.418 | | | | | | | | | | 1 | 0 | 1 | 0 | 0 | 0 | 0 | | | | |
| Tony Kemp, L (1, 4) OBP: 0.394, SLG: 0.240 | | | | | | | | | | 4 | 0 | 1 | 0 | 0 | 2 | 2 | | | | |
| 39 Vimal Machin, L (1, 6) OBP: 0.188, SLG: 0.071 | | | | | | | | | | 3 | 0 | 0 | 0 | 1 | 1 | 2 | | | | |
| 37 Aramis Garcia, R (1, 2) OBP: 0.171, SLG: 0.212 | | | | | | | | | | 3 | 0 | 0 | 0 | 0 | 2 | 2 | | | | |
| Inning Stats | R: 0 H: 1 E: 0 K: 2 S: 10 | H: 1 LOB: 1 BB: 0 P: 15 | R: 0 H: 1 E: 0 K: 2 S: 11 | H: 1 LOB: 2 BB: 1 P: 19 | R: 0 H: 1 E: 0 K: 1 S: 9 | LOB: 1 BB: 1 P: 13 | R: 0 H: 0 E: 0 K: 0 S: 7 | LOB: 0 BB: 0 P: 8 | R: 0 H: 0 E: 0 K: 3 S: 9 | H: 2 LOB: 2 BB: 0 P: 18 | R: 0 H: 0 E: 0 K: 1 S: 8 | LOB: 0 BB: 0 P: 13 | R: 0 H: 0 E: 0 K: 2 S: 8 | LOB: 0 BB: 0 P: 14 | R: 0 H: 2 E: 0 K: 1 S: 18 | LOB: 2 BB: 0 P: 25 | 1B: 5 2B: 2 3B: 0 HR: 0 | SF: 0 SAC: 0 DP: 1 HBP: 0 | WP: 1 PB: 0 SB: 0 CS: 0 | PA: 35 |
| PITCHER | IP | WLS | BF | H | R | ER | SO | BB | IBB | HBP | BLK | WP | HR | S | P | ERA | WHIP | | | |
| 20 Tyler Glasnow, R (1, 1) ERA: 1.67 | 7.0 | W | 27 | 5 | 0 | 0 | 10 | 2 | 0 | 0 | 0 | 1 | 0 | 67 | 97 | 0.00 | 1.000 | | | |
| 59 Jeffrey Springs, L (8, 1) ERA: 2.7 | 1.1 | H | 5 | 1 | 0 | 0 | 2 | 0 | 0 | 0 | 0 | 0 | 0 | 17 | 27 | 0.00 | 0.750 | | | |
| 63 Diego Castillo, R (9, 1) ERA: 3.18 | 0.2 | S | 3 | 1 | 0 | 0 | 1 | 0 | 0 | 0 | 0 | 0 | 0 | 9 | 12 | 0.00 | 1.500 | | | |

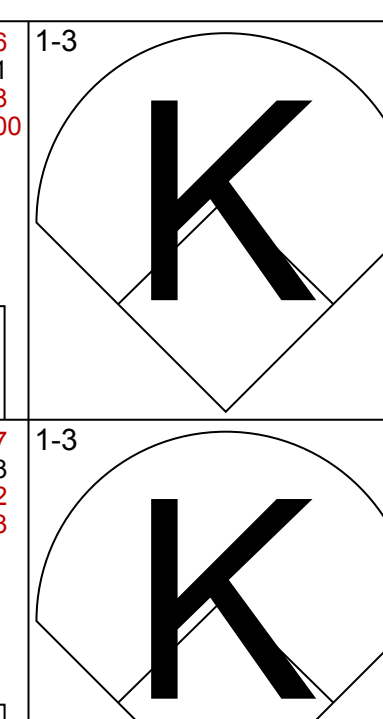
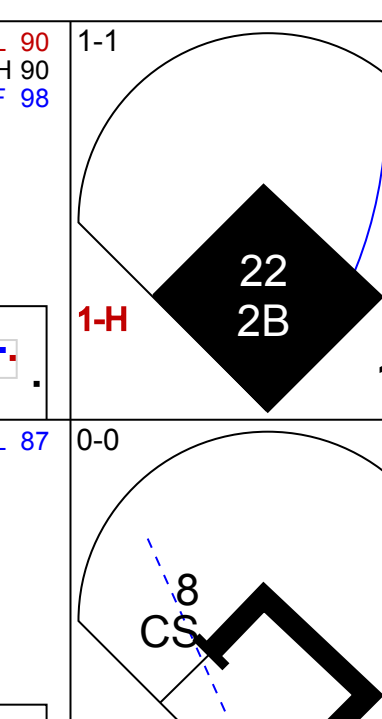
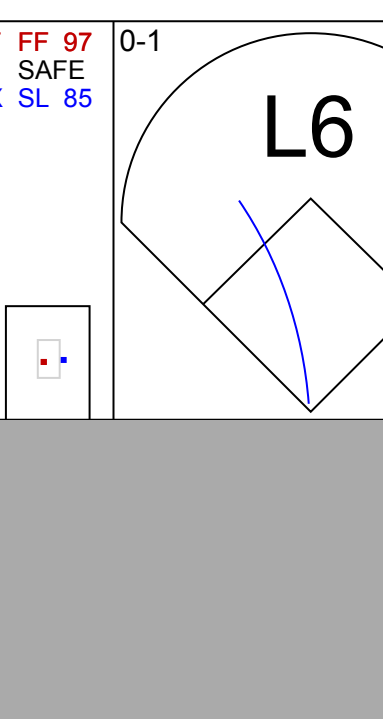
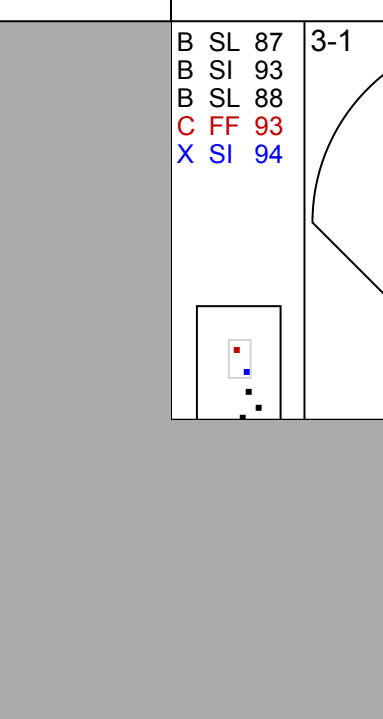
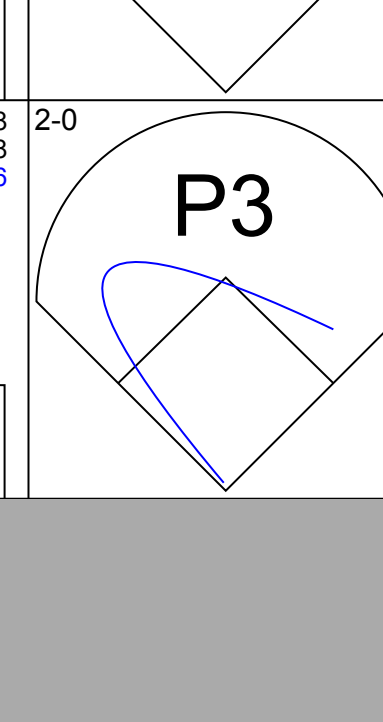
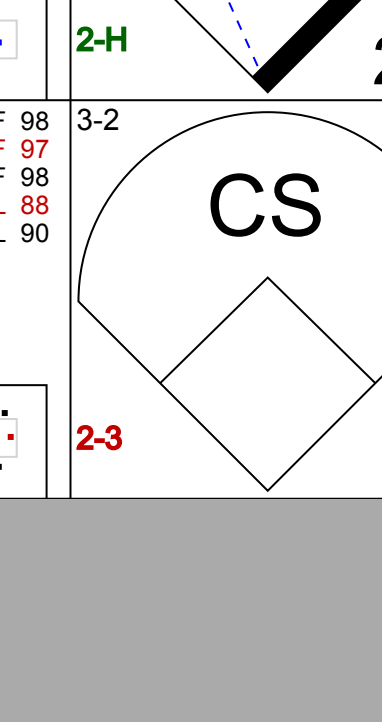
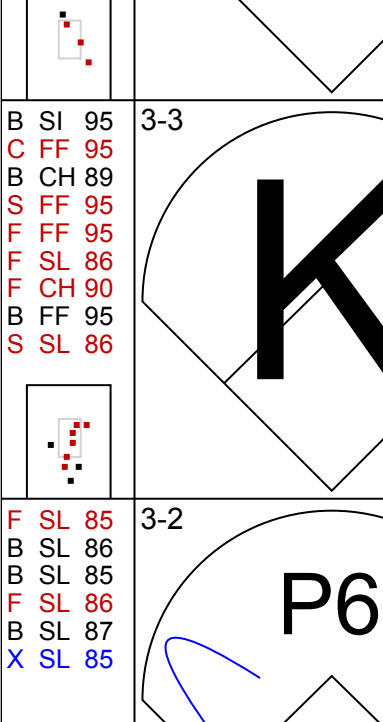


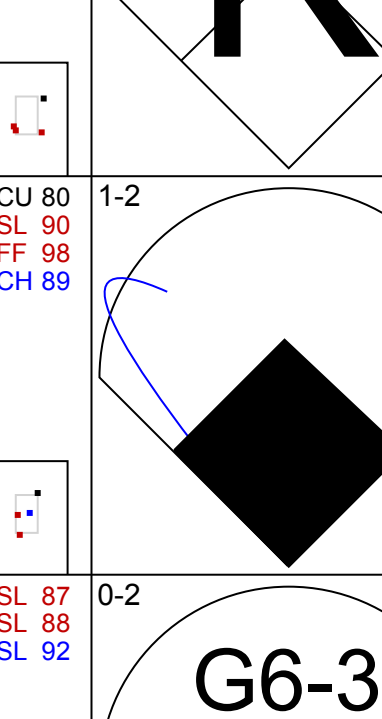

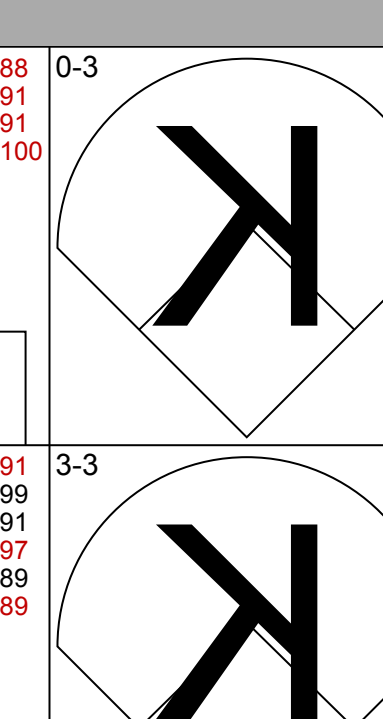
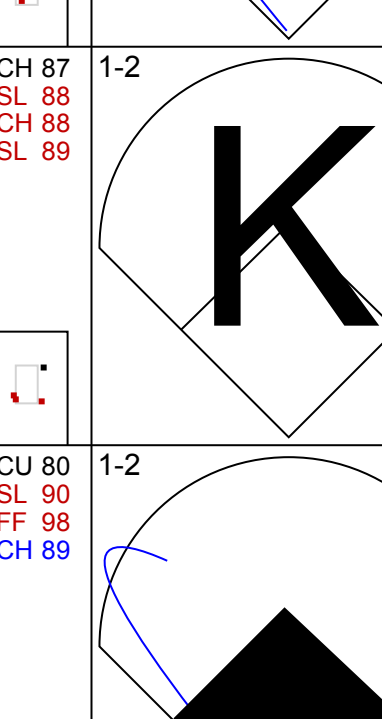
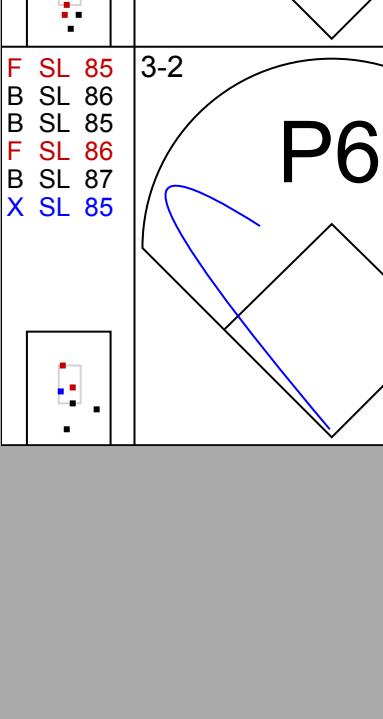
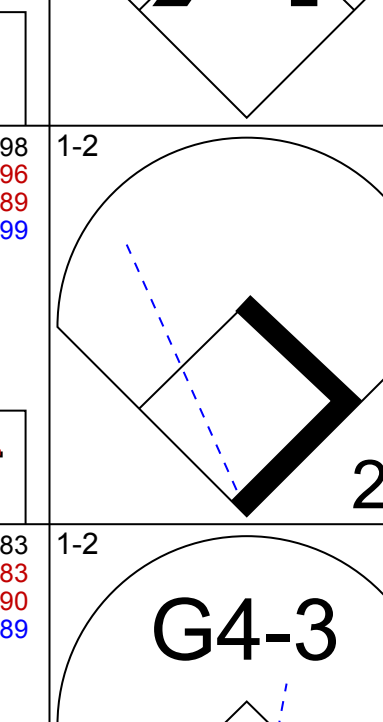
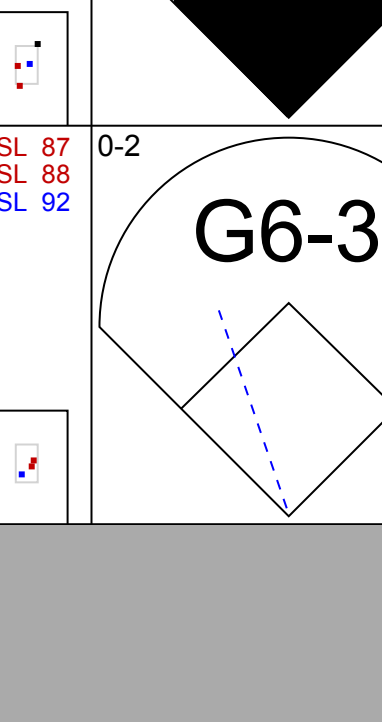
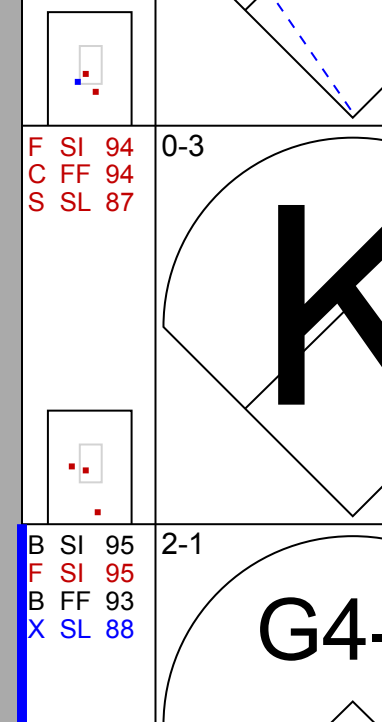
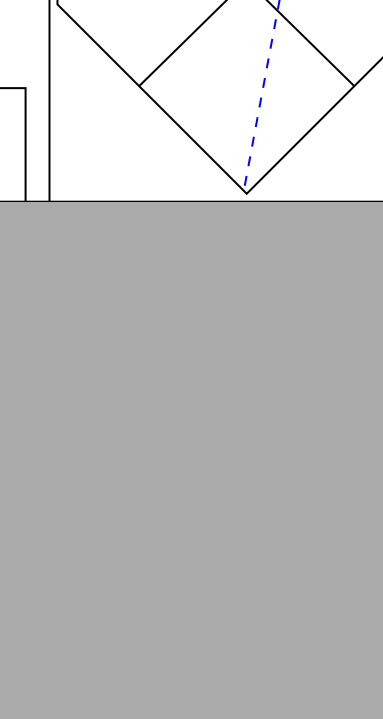

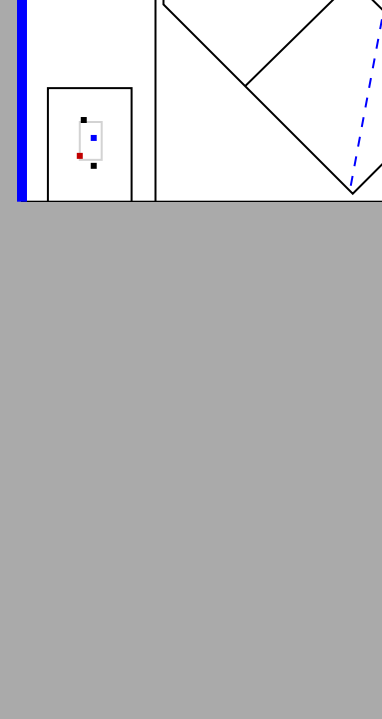
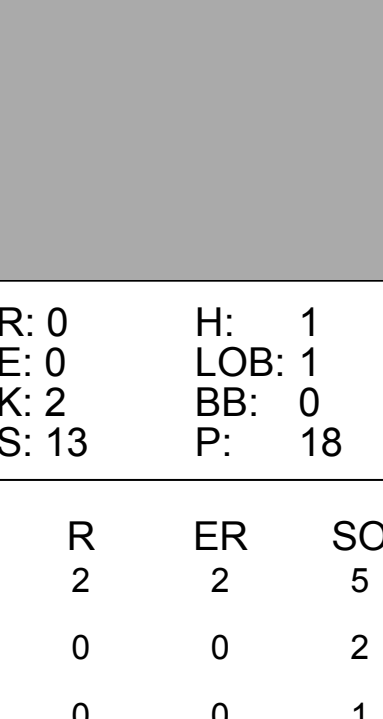
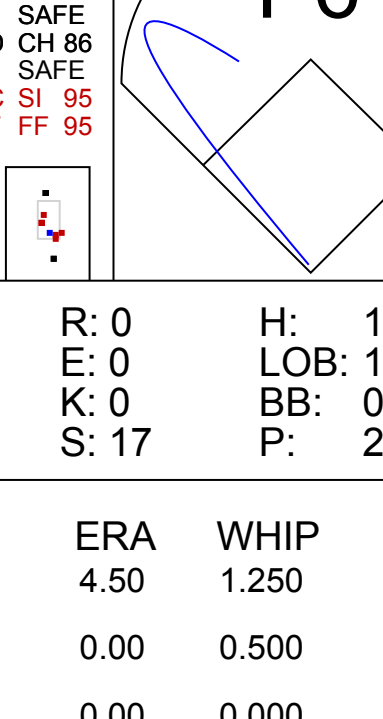
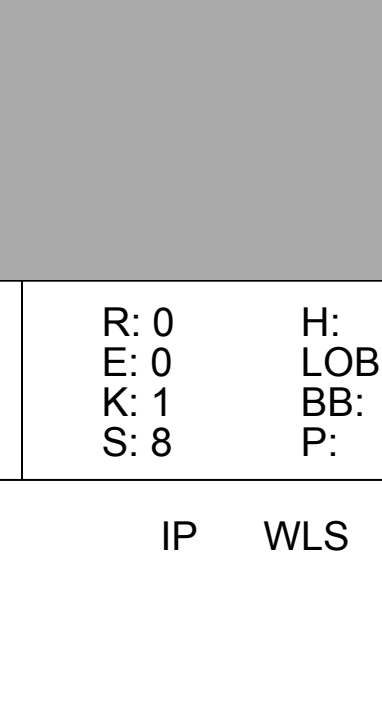
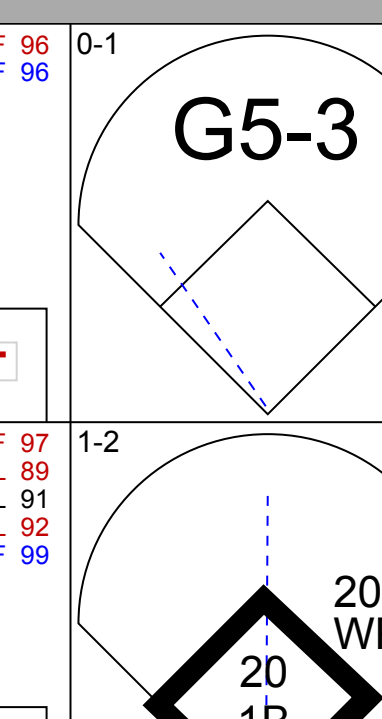
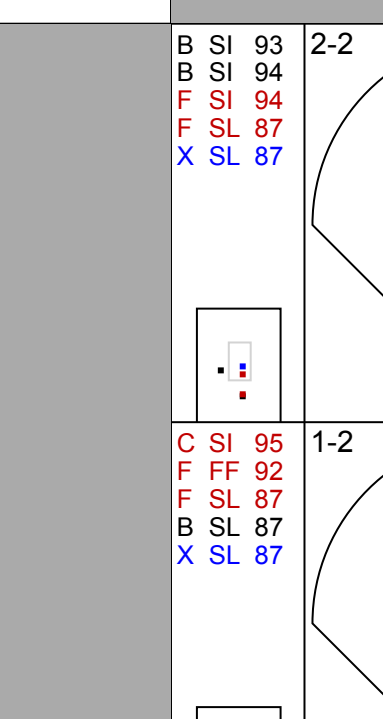
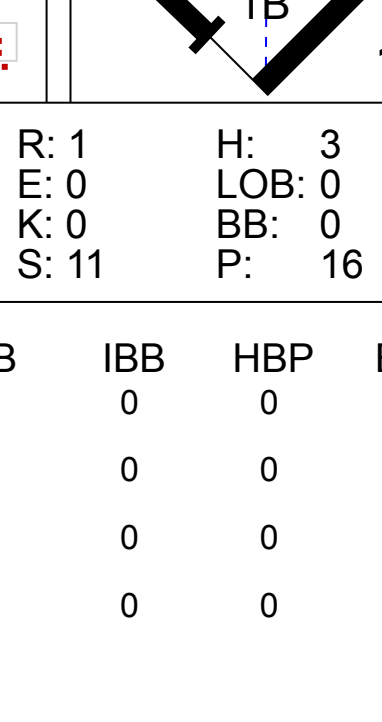
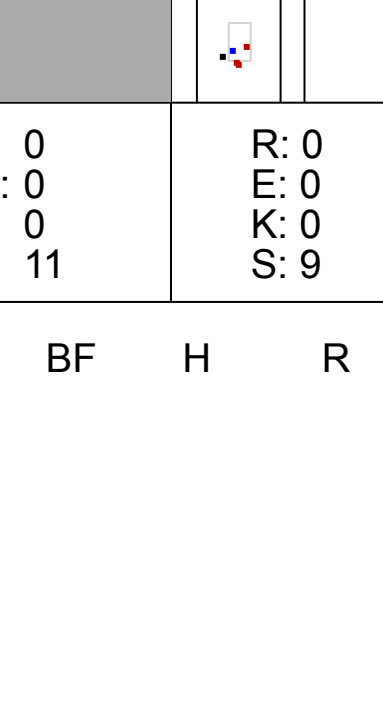
| | |
|-----|----|
| AB | 33 |
| R | 0 |
| H | 7 |
| RBI | 0 |
| BB | 2 |
| SO | 13 |
| LOB | 13 |



| Batter | 1 | 2 | 3 | 4 | 5 | 6 | 7 | 8 | 9 | AB | R | H | RBI | BB | SO | LOB | BOTTOM | | | |
|---|--------------------------------------|----------------------------------|---------------------------------------|----------------------------------|--------------------------------------|--------------------------|--------------------------------------|--------------------------|---------------------------------------|----------------------------------|---------------------------------------|--------------------------|---------------------------------------|--------------------------|--------------------------------------|--------------------------|--|------------------------------------|----------------------------------|--------|
| 56 Randy Arozarena, R (1, 10) OBP: 0.357, SLG: 0.444 | | | | | | | | | | 4 | 0 | 1 | 0 | 0 | 1 | 2 | Oakland Athletics @ Tampa Bay Rays Tropicana Field, St. Petersburg, FL Wed Apr 28 2021, 7:10 PM - 9:55 PM EDT Att. 3,374 - Dome - 72 F | | | |
| 13 Manuel Margot, R (1, 7) OBP: 0.300, SLG: 0.411 | | | | | | | | | | 4 | 0 | 2 | 1 | 0 | 0 | 1 | | | | |
| 43 Mike Brosseau, R (1, 4) OBP: 0.268, SLG: 1.373 | | | | | | | | | | 3 | 0 | 0 | 0 | 0 | 1 | 3 | | | | |
| 8 Brandon Lowe, L (9, PH) OBP: 0.284, SLG: 0.309 | | | | | | | | | | 0 | 0 | 0 | 0 | 0 | 1 | 0 | | | | |
| 2 Yandy Diaz, R (8, 3) OBP: 0.400, SLG: 0.289 | | | | | | | | | | | 4 | 0 | 2 | 0 | 0 | 1 | | | | |
| 39 Kevin Kiermaier, L (1, 8) OBP: 0.271, SLG: 0.304 | | | | | | | | | | | 3 | 0 | 0 | 0 | 1 | 2 | | | | |
| 1 Willy Adames, R (1, 6) OBP: 0.215, SLG: 0.320 | | | | | | | | | | | 4 | 0 | 0 | 0 | 0 | 1 | | 3 | | |
| 25 Yoshi Tsutsugo, L (1, 3) ERA: 3.0 | | | | | | | | | | | 3 | 0 | 0 | 0 | 0 | 3 | | 1 | | |
| 18 Joey Wendle, L (8, 5) OBP: 0.346, SLG: 0.526 | | | | | | | | | | | 0 | 0 | 0 | 0 | 0 | 0 | | 0 | | |
| 10 Mike Zunino, R (1, 2) OBP: 0.302, SLG: 0.583 | | | | | | | | | | | 3 | 1 | 2 | 1 | 0 | 0 | | 0 | | |
| 35 Brett Phillips, L (1, 9) OBP: 0.316, SLG: 0.387 | | | | | | | | | | | 2 | 1 | 1 | 0 | 1 | 1 | 1 | | | |
| Inning Stats | R: 0 H: 1 E: 0 K: 2 S: 8 | H: 1 LOB: 0 BB: 0 P: 10 | R: 0 H: 1 E: 0 K: 2 S: 12 | H: 1 LOB: 0 BB: 0 P: 20 | R: 0 H: 1 E: 0 K: 0 S: 7 | LOB: 1 BB: 0 P: 13 | R: 0 H: 1 E: 0 K: 0 S: 7 | LOB: 0 BB: 0 P: 10 | R: 2 H: 3 E: 0 K: 1 S: 17 | H: 3 LOB: 2 BB: 1 P: 28 | R: 0 H: 0 E: 0 K: 3 S: 10 | LOB: 0 BB: 0 P: 17 | R: 0 H: 1 E: 0 K: 2 S: 11 | LOB: 1 BB: 0 P: 13 | R: 0 H: 0 E: 0 K: 0 S: 9 | LOB: 0 BB: 2 P: 17 | 1B: 5 2B: 3 3B: 0 HR: 1 | SF: 0 SAC: 0 DP: 1 HBP: 0 | WP: 1 PB: 0 SB: 0 CS: 1 | PA: 34 |
| PITCHER | IP | WLS | BF | H | R | ER | SO | BB | IBB | HBP | BLK | WP | HR | S | P | ERA | WHIP | | | |
| 19 Cole Irvin, L (1, 1) ERA: 3.67 | 6.0 | L | 24 | 7 | 2 | 2 | 8 | 1 | 0 | 0 | 0 | 1 | 0 | 61 | 98 | 3.00 | 1.333 | | | |
| 65 Deolis Guerra, R (7, 1) ERA: 3.0 | 1.0 | | 4 | 1 | 0 | 0 | 2 | 0 | 0 | 0 | 0 | 1 | 0 | 11 | 13 | 0.00 | 1.000 | | | |
| 54 Sergio Romo, R (8, 1) ERA: 10.57 | 1.0 | | 5 | 0 | 0 | 0 | 0 | 1 | 1 | 0 | 0 | 0 | 0 | 9 | 17 | 0.00 | 1.000 | | | |


| | |
|-----|----|
| AB | 30 |
| R | 2 |
| H | 8 |
| RBI | 2 |
| BB | 3 |
| SO | 10 |
| LOB | 14 |

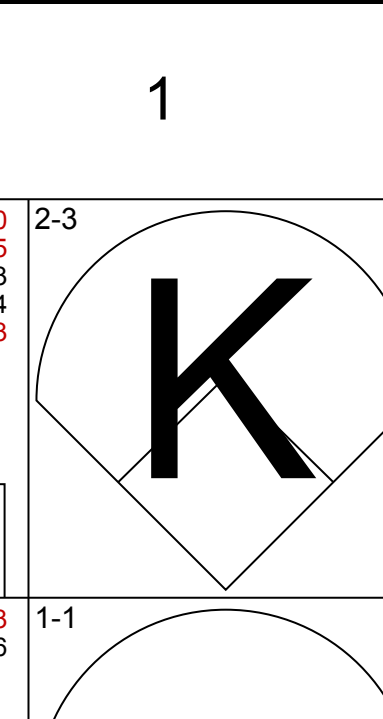
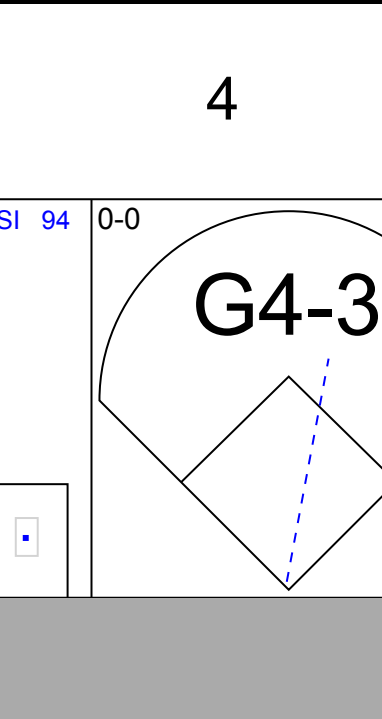
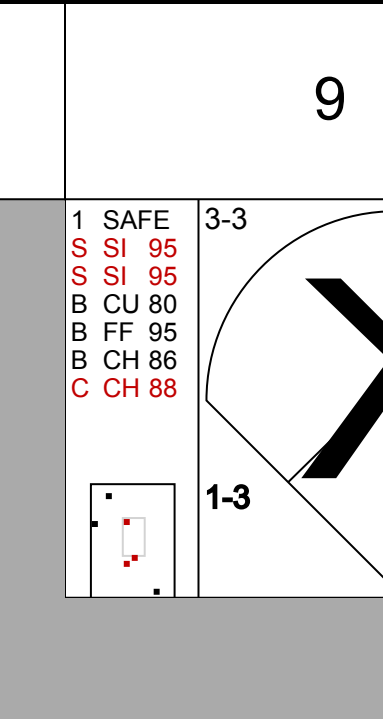
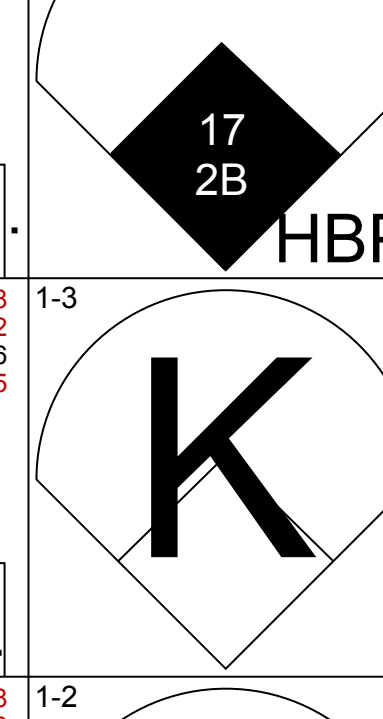
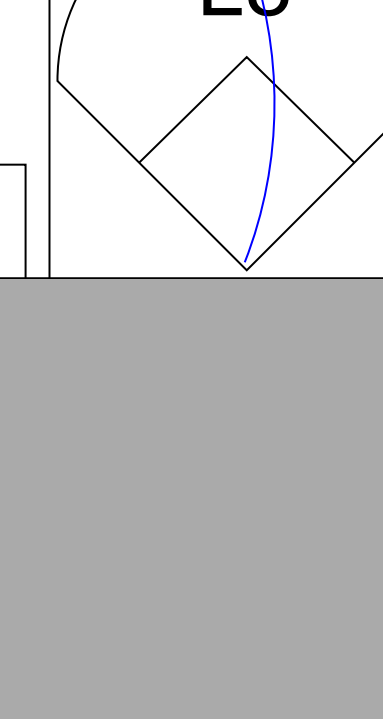
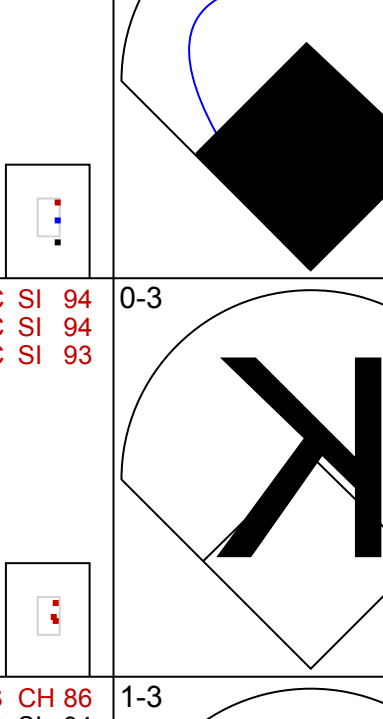
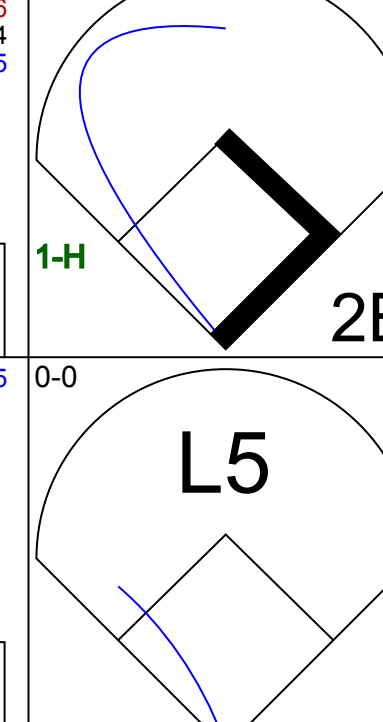
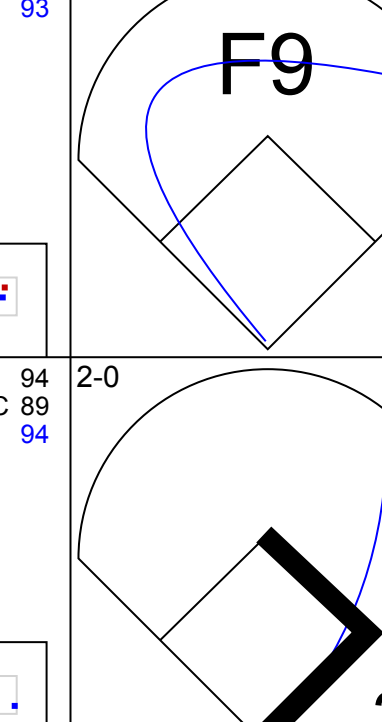
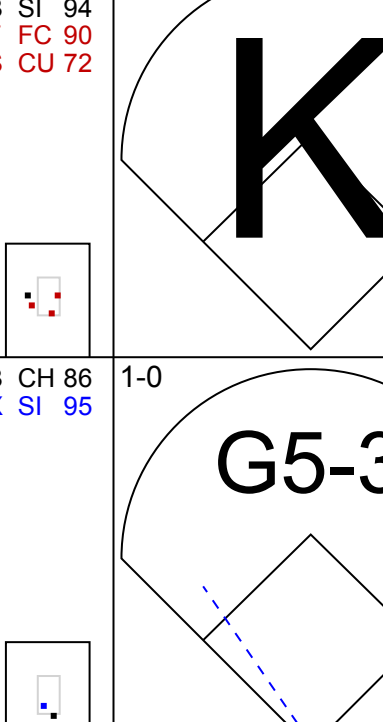

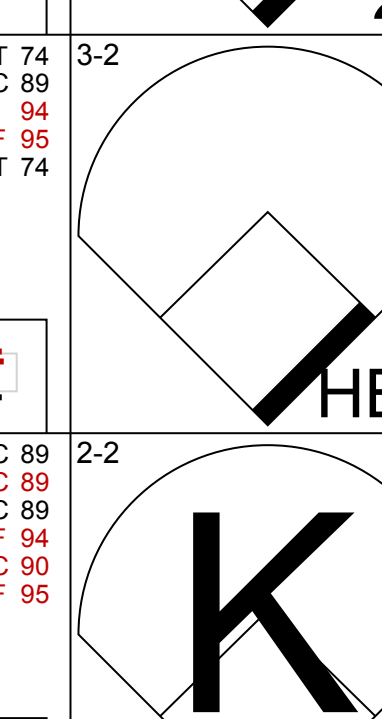
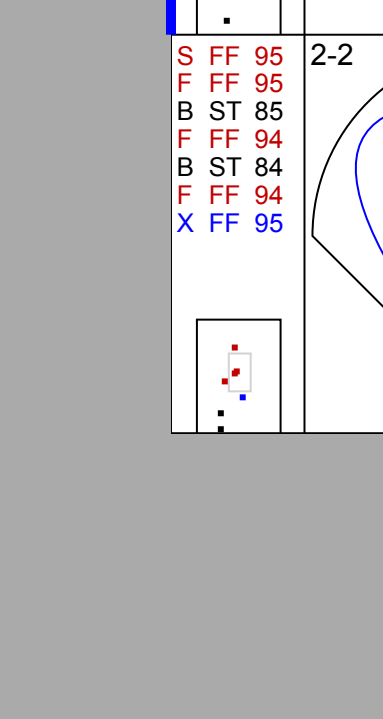



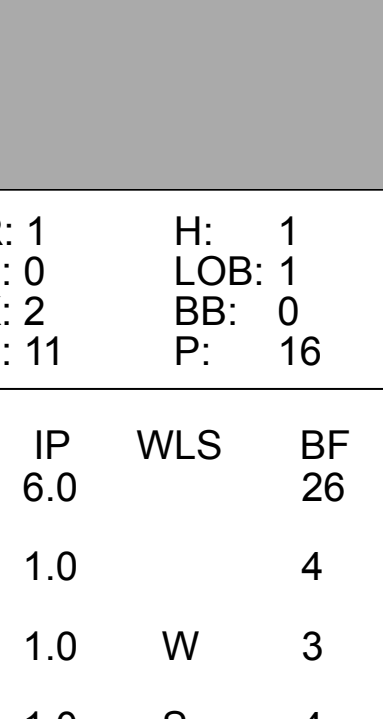
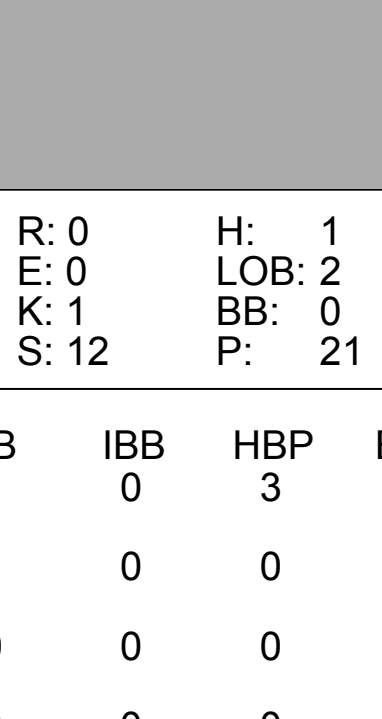
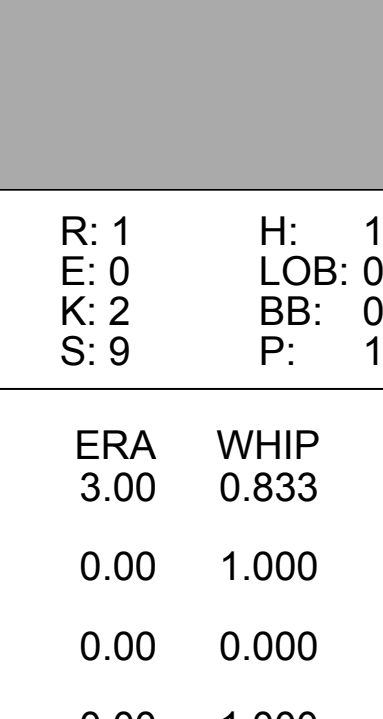


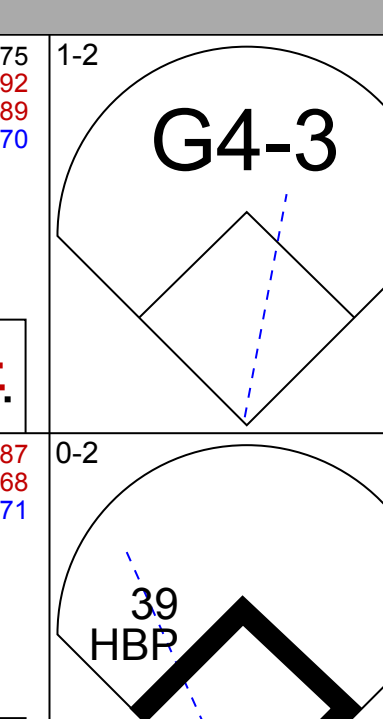
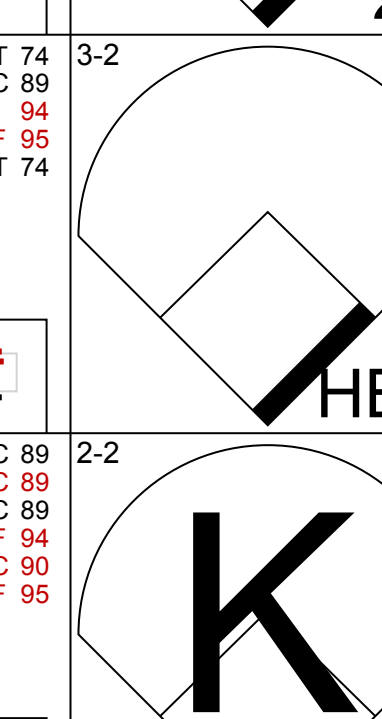
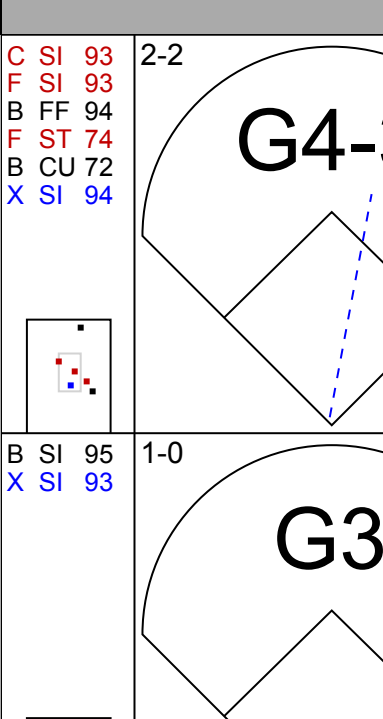
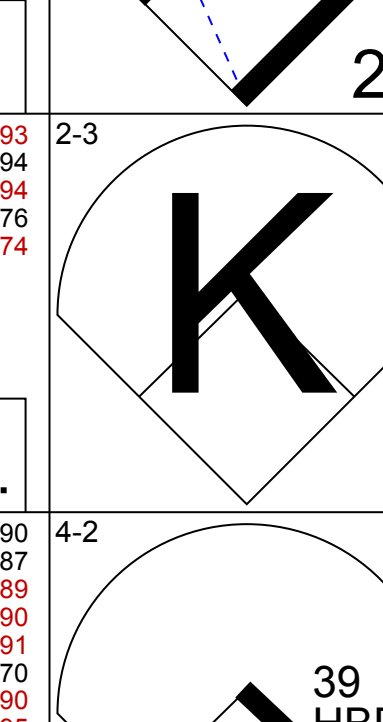

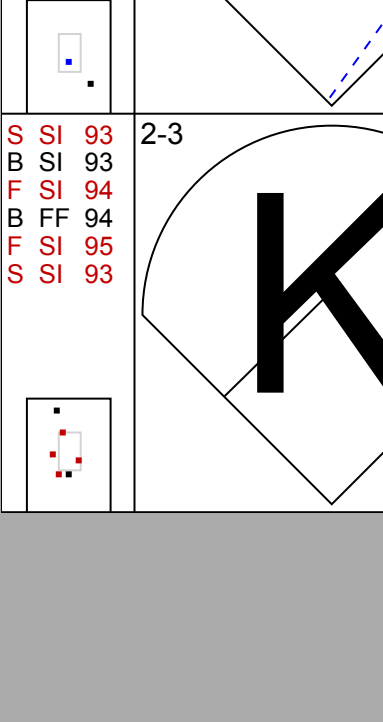
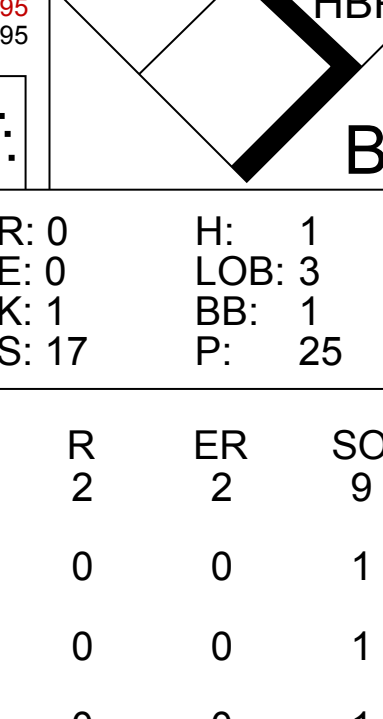
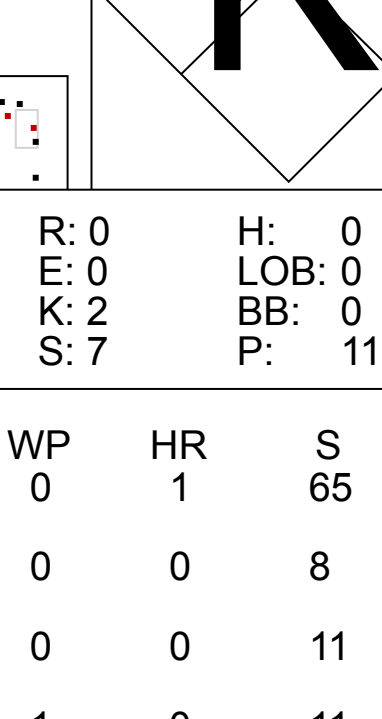
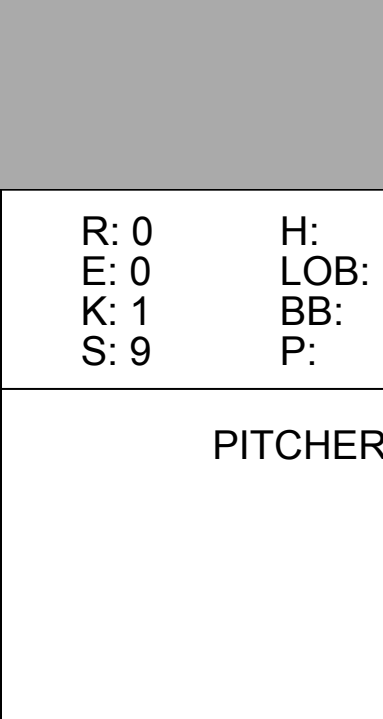





| Batter | 1 | 2 | 3 | 4 | 5 | 6 | 7 | 8 | 9 | AB | R | H | RBI | BB | SO | LOB | TOP | | | | | | | | | | |
|--|---|--------------------------|---|-------------------------|--|---|-----------------------|---|-----------------------|--------------------------|-----------------------|--------------------------|----------------------|--------------------------|----------------------|--------------------------|----------------------|--------------------------|-------------------------|------------------------------------|----------------------------------|--------|--|--|--|--|--|
| 20 Mark Canha, R OBP: 0.393, SLG: 0.407 |  | |  | | |  | |  | | 4 | 1 | 1 | 0 | 0 | 1 | 1 | | | | | | | | | | | |
| 22 Ramón Laureano, R OBP: 0.283, SLG: 0.407 |  | |  | | | | |  | | 4 | 0 | 1 | 1 | 1 | 0 | 3 | 0 | | | | | | | | | | |
| 8 Jed Lowrie, S OBP: 0.333, SLG: 0.430 |  | |  | |  | | |  | | 3 | 1 | 0 | 0 | 1 | 1 | 0 | | | | | | | | | | | |
| 12 Sean Murphy, R OBP: 0.314, SLG: 0.390 |  | | | |  | | |  | | 4 | 0 | 0 | 0 | 0 | 2 | 1 | | | | | | | | | | | |
| 26 Matt Chapman, R OBP: 0.298, SLG: 0.391 |  | | | |  | | |  | | 4 | 1 | 2 | 2 | 0 | 1 | 0 | | | | | | | | | | | |
| 18 Mitch Moreland, L OBP: 0.323, SLG: 0.393 |  | | | |  | | |  | | 4 | 0 | 1 | 0 | 0 | 1 | 1 | | | | | | | | | | | |
| 25 Stephen Piscotty, R OBP: 0.280, SLG: 0.369 |  | | | | | | |  | | 2 | 0 | 0 | 0 | 0 | 0 | 1 | | | | | | | | | | | |
| 15 Seth Brown, L OBP: 0.311, SLG: 0.488 | | | | | | | |  | | 1 | 0 | 0 | 0 | 0 | 0 | 0 | | | | | | | | | | | |
| 17 Elvis Andrus, R OBP: 0.211, SLG: 0.195 | | |  | | | | |  | | 3 | 0 | 1 | 0 | 0 | 0 | 0 | | | | | | | | | | | |
| Tony Kemp, L OBP: 0.389, SLG: 0.250 | | |  | | | | |  | | 3 | 0 | 1 | 0 | 0 | 0 | 1 | | | | | | | | | | | |
| Inning Stats | R: 0 K: 2 S: 7 | H: 0 LOB: 0 BB: 11 | R: 0 K: 2 S: 13 | H: 1 LOB: 1 BB: 0 | R: 1 K: 0 S: 11 | H: 3 LOB: 0 BB: 16 | R: 1 K: 1 S: 11 | H: 1 LOB: 0 BB: 14 | R: 0 K: 2 S: 17 | H: 0 LOB: 0 BB: 24 | R: 0 K: 1 S: 12 | H: 0 LOB: 0 BB: 19 | R: 0 K: 1 S: 8 | H: 0 LOB: 0 BB: 11 | R: 0 K: 0 S: 9 | H: 0 LOB: 0 BB: 15 | R: 1 K: 1 S: 9 | H: 1 LOB: 1 BB: 16 | 1B: 3 2B: 3 HR: 1 | SF: 0 SAC: 0 DP: 0 HBP: 0 | WP: 1 PB: 0 SB: 0 CS: 1 | PA: 34 | | | | | |
| PITCHER | IP | WLS | BF | H | R | ER | SO | BB | IBB | HBP | BLK | WP | HR | S | P | ERA | WHIP | | | | | | | | | | |
| 62 Shane Bieber, L ERA: 4.5 | 4.0 | | 15 | 5 | 2 | 2 | 5 | 0 | 0 | 0 | 0 | 1 | 1 | 42 | 59 | 4.50 | 1.250 | | | | | | | | | | |
| 61 Luis Patiño, R ERA: 1.54 | 2.0 | | 7 | 1 | 0 | 0 | 2 | 0 | 0 | 0 | 0 | 0 | 0 | 29 | 43 | 0.00 | 0.500 | | | | | | | | | | |
| 36 Andrew Kittredge, R ERA: 1.54 | 2.0 | | 6 | 0 | 0 | 0 | 1 | 0 | 0 | 0 | 0 | 0 | 0 | 17 | 26 | 0.00 | 0.000 | | | | | | | | | | |
| 63 Diego Castillo, R ERA: 3.65 | 1.0 | L | 5 | 1 | 1 | 1 | 1 | 1 | 0 | 0 | 0 | 0 | 0 | 9 | 16 | 9.00 | 2.000 | | | | | | | | | | |

Oakland Athletics @ Tampa Bay Rays
Tropicana Field, St. Petersburg, FL
Thu Apr 29 2021, 1:11 PM - 4:14 PM EDT
Att. 3,737 - Dome - 72 F


| | |
|-----|----|
| AB | 32 |
| R | 3 |
| H | 7 |
| RBI | 3 |
| BB | 1 |
| SO | 9 |
| LOB | 5 |



| Batter | 1 | 2 | 3 | 4 | 5 | 6 | 7 | 8 | 9 | AB | R | H | RBI | BB | SO | LOB | BOTTOM | | | | | | | | | | |
|---|---|-------------------------|---|---|-----------------------|-------------------------|----------------------|---|---|-------------------------|----------------------|--------------------------|----------------------|--------------------------|-----------------------|--------------------------|-----------------------|-------------------------|-------------------------|------------------------------------|----------------------------------|--------|--|--|--|--|--|
| 39 Kevin Kiermaier, L OBP: 0.264, SLG: 0.280 |  | | |  | | | | |  | 4 | 0 | 0 | 0 | 0 | 2 | 2 | | | | | | | | | | | |
| 8 Brandon Lowe, L OBP: 0.293, SLG: 0.345 |  | |  | | | | |  | | 3 | 2 | 1 | 1 | 0 | 0 | 4 | | | | | | | | | | | |
| 56 Randy Arozarena, R OBP: 0.343, SLG: 0.426 |  | |  | | | | |  | | 4 | 0 | 0 | 0 | 0 | 3 | 2 | | | | | | | | | | | |
| 17 Austin Meadows, L OBP: 0.337, SLG: 0.434 |  | |  | | | | |  | | 3 | 0 | 1 | 1 | 0 | 1 | 0 | | | | | | | | | | | |
| 13 Manuel Margot, R OBP: 0.296, SLG: 0.405 |  | |  | | | | |  | | 1 | 0 | 0 | 0 | 0 | 0 | 0 | | | | | | | | | | | |
| 18 Joey Wendle, L OBP: 0.345, SLG: 0.532 |  | |  | | | | |  | | 3 | 0 | 1 | 0 | 0 | 0 | 1 | | | | | | | | | | | |
| 2 Yandy Diaz, R OBP: 0.396, SLG: 0.286 | | |  | | | | |  | | 1 | 0 | 0 | 0 | 0 | 1 | 0 | | | | | | | | | | | |
| 43 Mike Brosseau, R OBP: 0.297, SLG: 0.352 |  | |  | | | | |  | | 3 | 0 | 0 | 0 | 0 | 0 | 0 | | | | | | | | | | | |
| 28 Francisco Mejia, S OBP: 0.327, SLG: 0.490 |  | |  | | | | |  | | 4 | 0 | 1 | 0 | 0 | 1 | 2 | | | | | | | | | | | |
| 1 Willy Adames, R OBP: 0.205, SLG: 0.304 |  | |  | | | | |  | | 4 | 0 | 0 | 0 | 0 | 3 | 1 | | | | | | | | | | | |
| 35 Brett Phillips, L OBP: 0.357, SLG: 0.394 |  | |  | | | | |  | | 2 | 0 | 1 | 0 | 2 | 1 | 0 | | | | | | | | | | | |
| Inning Stats | R: 1 K: 2 S: 11 | H: 1 LOB: 1 BB: 0 | R: 0 K: 1 S: 17 | H: 1 LOB: 3 BB: 1 | R: 0 K: 1 S: 12 | H: 1 LOB: 2 BB: 0 | R: 0 K: 1 S: 7 | H: 0 LOB: 0 BB: 11 | R: 1 K: 2 S: 9 | H: 1 LOB: 0 BB: 0 | R: 0 K: 1 S: 9 | H: 0 LOB: 0 BB: 14 | R: 0 K: 1 S: 8 | H: 0 LOB: 1 BB: 16 | R: 0 K: 1 S: 11 | H: 0 LOB: 0 BB: 17 | R: 0 K: 1 S: 11 | H: 1 LOB: 1 BB: 0 | 1B: 1 2B: 3 HR: 1 | SF: 0 SAC: 0 DP: 0 HBP: 3 | WP: 1 PB: 0 SB: 2 CS: 0 | PA: 37 | | | | | |
| PITCHER | IP | WLS | BF | H | R | ER | SO | BB | IBB | HBP | BLK | WP | HR | S | P | ERA | WHIP | | | | | | | | | | |
| 40 Chris Bassitt, R ERA: 3.93 | 6.0 | | 26 | 4 | 2 | 2 | 9 | 1 | 0 | 0 | 0 | 0 | 0 | 65 | 99 | 3.00 | 0.833 | | | | | | | | | | |
| 36 Yusmeiro Petit, R ERA: 1.17 | 1.0 | | 4 | 0 | 0 | 0 | 1 | 1 | 0 | 0 | 0 | 0 | 0 | 8 | 16 | 0.00 | 1.000 | | | | | | | | | | |
| 35 Jake Diekman, L ERA: 2.38 | 1.0 | W | 3 | 0 | 0 | 0 | 1 | 0 | 0 | 0 | 0 | 0 | 0 | 11 | 17 | 0.00 | 0.000 | | | | | | | | | | |
| 62 Lou Trivino, R ERA: 1.2 | 1.0 | S | 4 | 1 | 0 | 0 | 1 | 0 | 0 | 0 | 0 | 1 | 0 | 11 | 18 | 0.00 | 1.000 | | | | | | | | | | |

Oakland Athletics @ Tampa Bay Rays
Tropicana Field, St. Petersburg, FL
Thu Apr 29 2021, 1:11 PM - 4:14 PM EDT
Att. 3,737 - Dome - 72 F

| | |
|-----|----|
| AB | 32 |
| R | 2 |
| H | 5 |
| RBI | 2 |
| BB | 2 |
| SO | 12 |
| LOB | 12 |



| Batter | 1 | 2 | 3 | 4 | 5 | 6 | 7 | 8 | 9 | AB | R | H | RBI | BB | SO | LOB | TOP | | | | | |
|--|-------------------------------|----------------------------------|------------------------------|----------------------------------|-------------------------------|----------------------------------|-------------------------------|----------------------------------|------------------------------|----------------------------------|-------------------------------|----------------------------------|-------------------------------|----------------------------------|-------------------------------|----------------------------------|-------------------------------|----------------------------------|-----------------------------------|-----------------------------------|----------------------------------|--------|
| 27 Jose Altuve, R OBP: 0.315, SLG: 0.364 | B3 | | G6-3 | G6-3 | | P5 | | K | | 5 | 0 | 0 | 0 | 0 | 1 | 1 | | | | | | |
| 23 Michael Brantley, L OBP: 0.374, SLG: 0.632 | | | | | | | | | | 5 | 3 | 4 | 1 | 0 | 1 | 0 | | | | | | |
| 20 Chas McCormick, R OBP: 0.241, SLG: 0.360 | 44 1B 1B | | 2 HR 1B | | | | | K | | 0 | 0 | 0 | 0 | 0 | 0 | 0 | | | | | | |
| 2 Alex Bregman, R OBP: 0.357, SLG: 0.481 | P5 | | HR 1B | K | | | | | | 5 | 2 | 2 | 2 | 0 | 1 | 3 | | | | | | |
| 44 Yordan Alvarez, L OBP: 0.358, SLG: 0.521 | 1B | | 1 2B 16 G6-3 1B | | | | | K | | 5 | 1 | 2 | 0 | 0 | 1 | 3 | | | | | | |
| 1 Carlos Correa, R OBP: 0.352, SLG: 0.495 | | | | | | | | | | 5 | 1 | 4 | 1 | 0 | 1 | 0 | | | | | | |
| 16 Aledmys Diaz, R OBP: 0.328, SLG: 0.397 | G4-3 | | G6-3 | | | | | | | 5 | 1 | 2 | 4 | 0 | 0 | 3 | | | | | | |
| 30 Kyle Tucker, L OBP: 0.238, SLG: 0.372 | | | | | | | | | | 2 | 0 | 0 | 0 | 3 | 0 | 0 | | | | | | |
| 3 Myles Straw, R OBP: 0.289, SLG: 0.259 | | | | | | | | | | 4 | 0 | 0 | 1 | 0 | 2 | 5 | | | | | | |
| 15 Martin Maldonado, R OBP: 0.172, SLG: 0.153 | | | | | | | | | | 5 | 1 | 1 | 0 | 0 | 2 | 1 | | | | | | |
| Inning Stats | R: 1 E: 0 K: 0 S: 13 | H: 3 LOB: 2 BB: 0 P: 17 | R: 0 E: 0 K: 2 S: 8 | H: 0 LOB: 0 BB: 0 P: 11 | R: 3 E: 0 K: 1 S: 22 | H: 4 LOB: 2 BB: 1 P: 35 | R: 1 E: 0 K: 1 S: 10 | H: 2 LOB: 1 BB: 0 P: 14 | R: 0 E: 0 K: 0 S: 7 | H: 0 LOB: 0 BB: 0 P: 10 | R: 0 E: 0 K: 0 S: 11 | H: 0 LOB: 0 BB: 0 P: 16 | R: 1 E: 0 K: 1 S: 17 | H: 3 LOB: 3 BB: 1 P: 25 | R: 0 E: 0 K: 3 S: 10 | H: 0 LOB: 0 BB: 0 P: 15 | R: 3 E: 0 K: 0 S: 19 | H: 3 LOB: 1 BB: 1 P: 31 | 1B: 10 2B: 3 3B: 1 HR: 1 | SF: 1 2B: 3 DP: 0 HBP: 0 | WP: 1 PB: 0 CS: 0 SB: 0 | PA: 45 |
| PITCHER | IP | WLS | BF | H | R | ER | SO | BB | IBB | HBP | BLK | WP | HR | S | P | ERA | WHIP | | | | | |
| 48 Ryan Yarbrough, L ERA: 4.86 | 6.0 | L | 28 | 9 | 5 | 5 | 5 | 1 | 0 | 0 | 0 | 0 | 1 | 71 | 103 | 7.50 | 1.667 | | | | | |
| 34 Trevor Richards, R ERA: 4.91 | 2.0 | | 10 | 3 | 1 | 1 | 4 | 1 | 0 | 0 | 0 | 0 | 0 | 27 | 40 | 4.50 | 2.000 | | | | | |
| 58 Louis Head, R ERA: 6.75 | 1.0 | | 7 | 3 | 3 | 3 | 0 | 1 | 0 | 0 | 0 | 1 | 0 | 19 | 31 | 27.00 | 4.000 | | | | | |

Houston Astros @ Tampa Bay Rays
Tropicana Field, St. Petersburg, FL
Fri Apr 30 2021, 7:11 PM - 10:20 PM EDT
Att. 6,169 - Dome - 72 F

| | |
|-----|----|
| AB | 41 |
| R | 9 |
| H | 15 |
| RBI | 9 |
| BB | 3 |
| SO | 9 |
| LOB | 16 |



| Batter | 1 | 2 | 3 | 4 | 5 | 6 | 7 | 8 | 9 | AB | R | H | RBI | BB | SO | LOB | BOTTOM | | | | | |
|---|-------------------------------|----------------------------------|------------------------------|----------------------------------|-------------------------------|----------------------------------|------------------------------|----------------------------------|-------------------------------|----------------------------------|-------------------------------|----------------------------------|-------------------------------|----------------------------------|-------------------------------|----------------------------------|----------------------------------|---|----------------------------------|--------|--|--|
| 17 Austin Meadows, L OBP: 0.340, SLG: 0.425 | F7 | | | | | | | | | 4 | 0 | 1 | 0 | 1 | 1 | 3 | | | | | | |
| 13 Manuel Margot, R OBP: 0.306, SLG: 0.403 | | | | | | | | | | 3 | 0 | 1 | 0 | 1 | 0 | 1 | | | | | | |
| 8 Brandon Lowe, L OBP: 0.301, SLG: 0.364 | 1B | | | | | | | | | 4 | 0 | 2 | 0 | 0 | 2 | 3 | | | | | | |
| 2 Yandy Diaz, R OBP: 0.380, SLG: 0.272 | K | | | | | | | | | 4 | 0 | 0 | 0 | 0 | 1 | 2 | | | | | | |
| 18 Joey Wendle, L OBP: 0.341, SLG: 0.518 | | | | | | | | | | 4 | 1 | 1 | 0 | 0 | 1 | 1 | | | | | | |
| 10 Mike Zunino, R OBP: 0.298, SLG: 0.549 | | | | | | | | | | 3 | 1 | 0 | 0 | 1 | 3 | 0 | | | | | | |
| 39 Kevin Kiermaier, L OBP: 0.263, SLG: 0.264 | | | | | | | | | | 3 | 0 | 0 | 0 | 1 | 2 | 0 | | | | | | |
| 25 Yoshi Tsutsugo, L OBP: 0.246, SLG: 0.222 | | | | | | | | | | 3 | 0 | 0 | 0 | 1 | 1 | 3 | | | | | | |
| 1 Willy Adames, R OBP: 0.207, SLG: 0.301 | | | | | | | | | | 4 | 0 | 1 | 2 | 0 | 1 | 1 | | | | | | |
| Inning Stats | R: 0 E: 0 K: 1 S: 10 | H: 2 LOB: 1 BB: 0 P: 12 | R: 0 E: 0 K: 2 S: 9 | H: 0 LOB: 0 BB: 0 P: 14 | R: 0 E: 0 K: 1 S: 11 | H: 0 LOB: 2 BB: 2 P: 24 | R: 0 E: 0 K: 1 S: 7 | H: 0 LOB: 0 BB: 0 P: 10 | R: 0 E: 0 K: 1 S: 13 | H: 0 LOB: 0 BB: 1 P: 23 | R: 0 E: 0 K: 1 S: 11 | H: 1 LOB: 1 BB: 0 P: 14 | R: 0 E: 0 K: 2 S: 12 | H: 0 LOB: 0 BB: 0 P: 16 | R: 0 E: 0 K: 2 S: 11 | H: 2 LOB: 2 BB: 2 P: 23 | 1B: 5 2B: 1 3B: 0 HR: 0 | SF: 0 2B: 1 SAC: 0 DP: 0 HBP: 0 | WP: 0 PB: 0 CS: 1 SB: 0 | PA: 37 | | |
| PITCHER | IP | WLS | BF | H | R | ER | SO | BB | IBB | HBP | BLK | WP | HR | S | P | ERA | WHIP | | | | | |
| 43 Lance McCullers Jr., R ERA: 3.38 | 7.0 | W | 26 | 3 | 0 | 0 | 9 | 3 | 0 | 0 | 0 | 0 | 0 | 72 | 111 | 0.00 | 0.857 | | | | | |
| 0 Kent Emanuel, L ERA: 1.86 | 1.0 | | 4 | 1 | 0 | 0 | 2 | 0 | 0 | 0 | 0 | 0 | 0 | 12 | 16 | 0.00 | 1.000 | | | | | |
| 70 Andre Scrubb, R ERA: 18.0 | 1.0 | | 7 | 2 | 2 | 2 | 1 | 2 | 0 | 0 | 0 | 0 | 0 | 11 | 23 | 18.00 | 4.000 | | | | | |

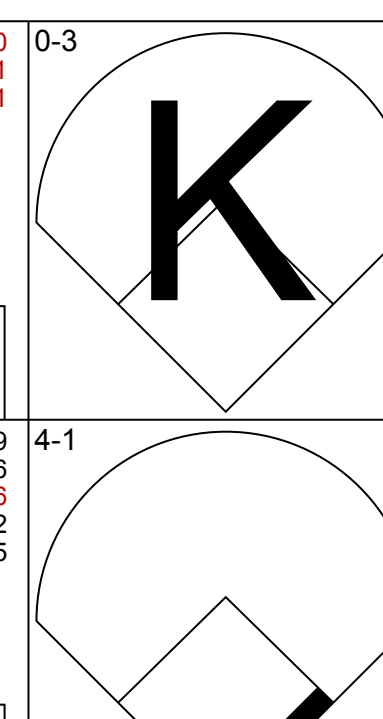
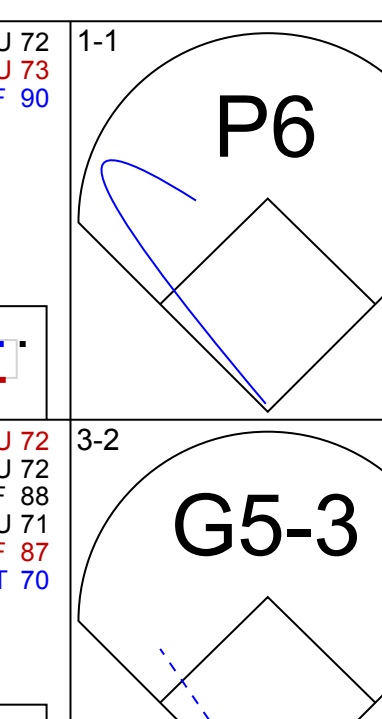
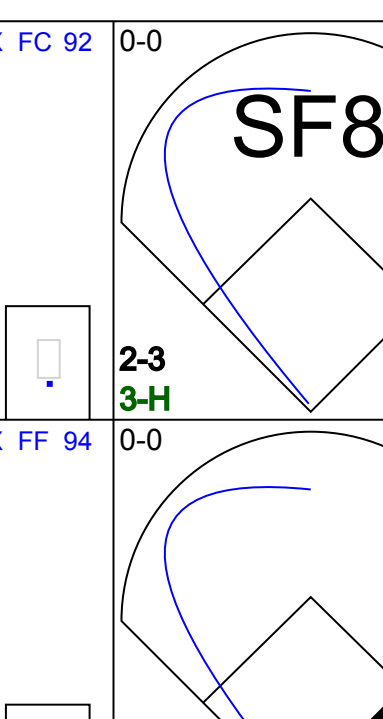
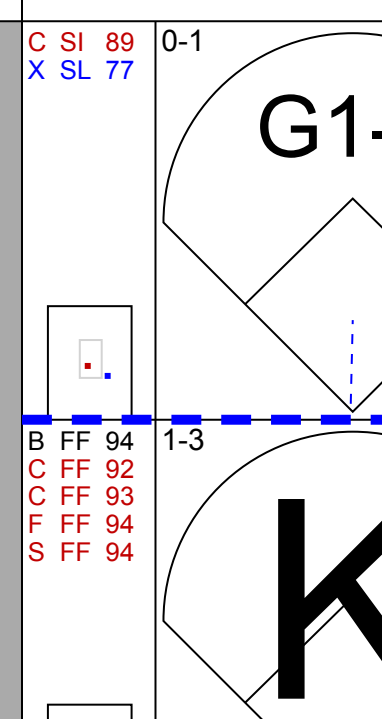
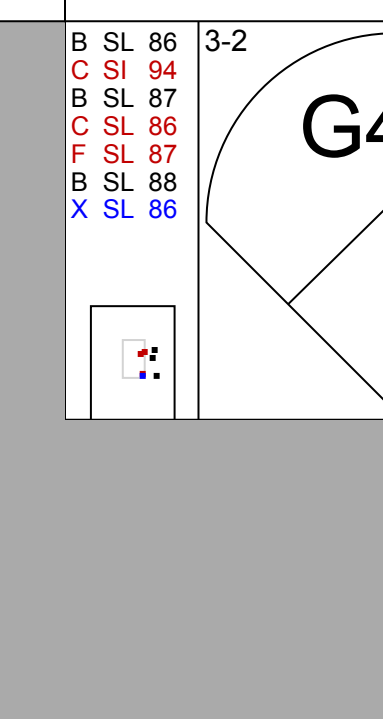
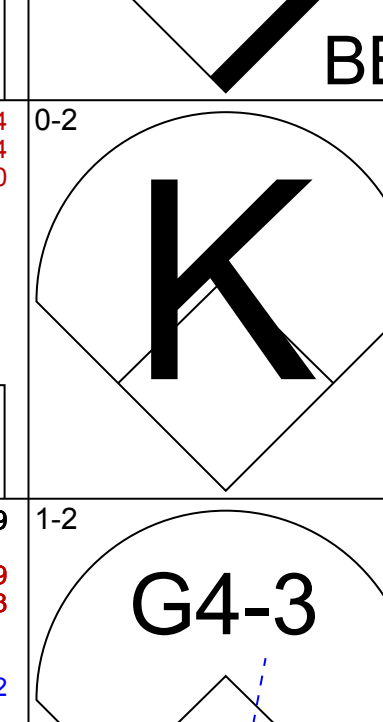

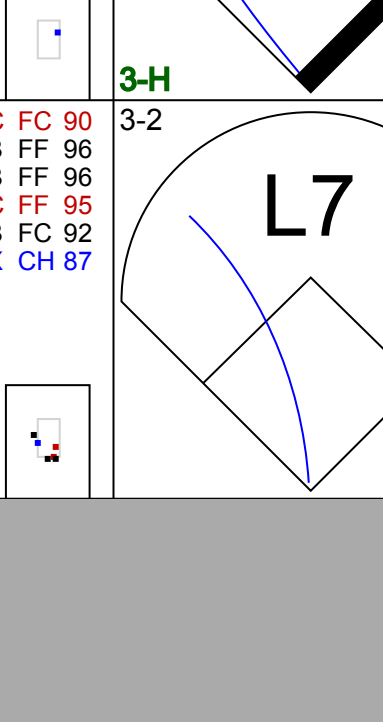
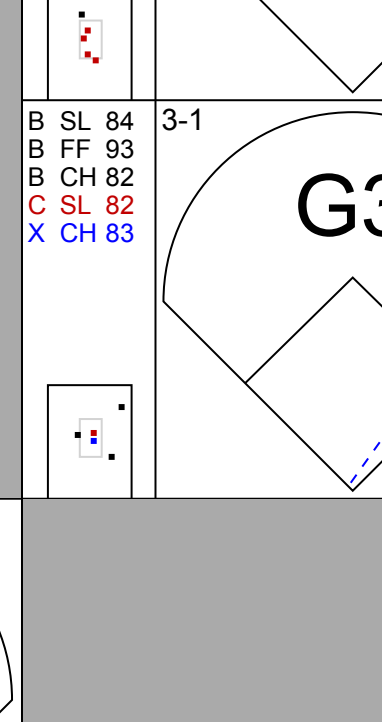

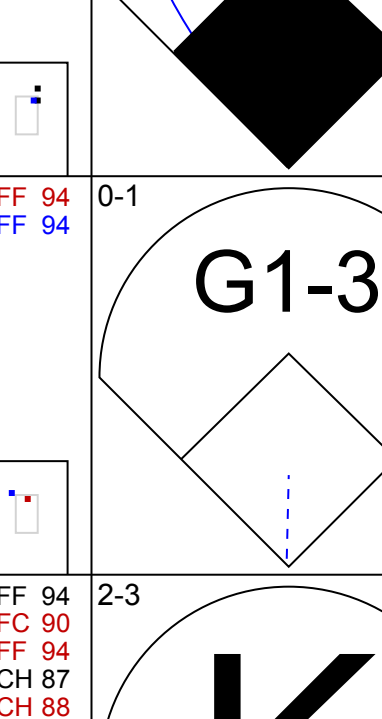

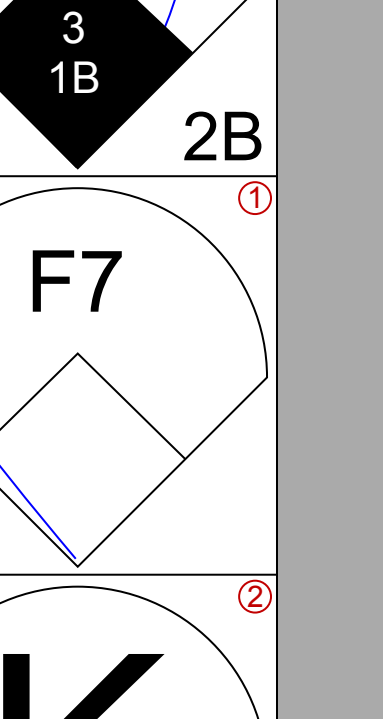

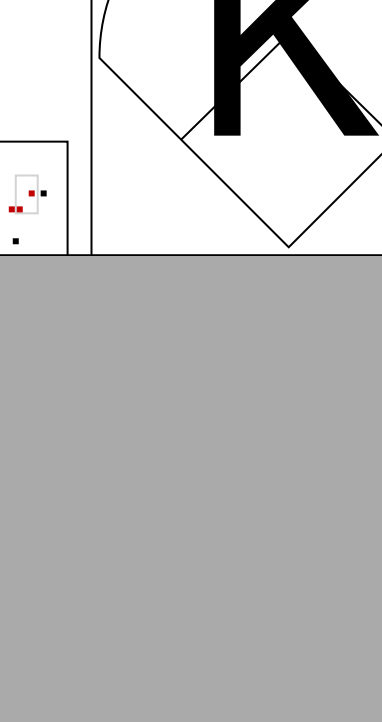
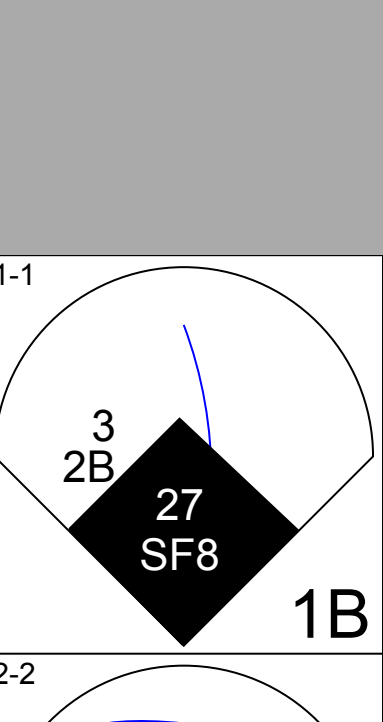
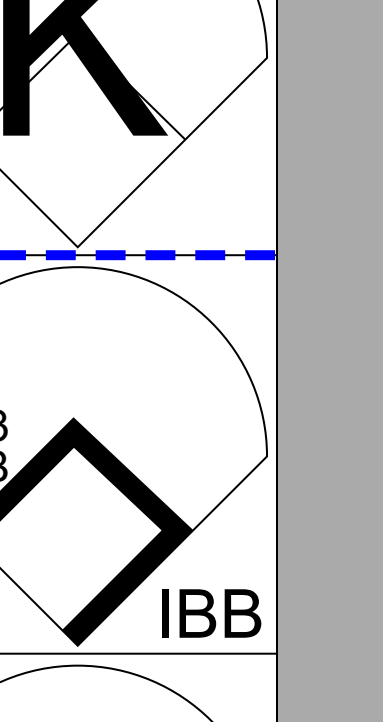
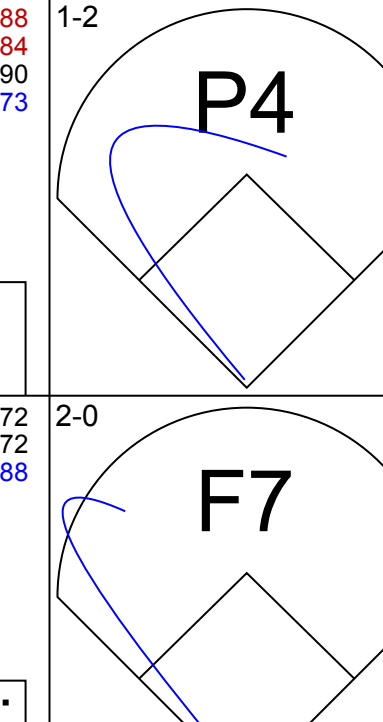
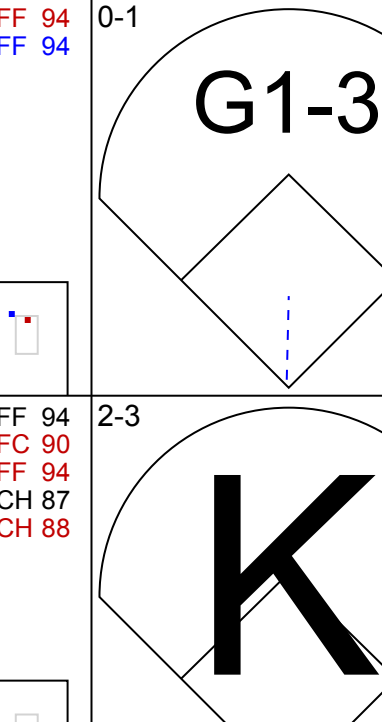

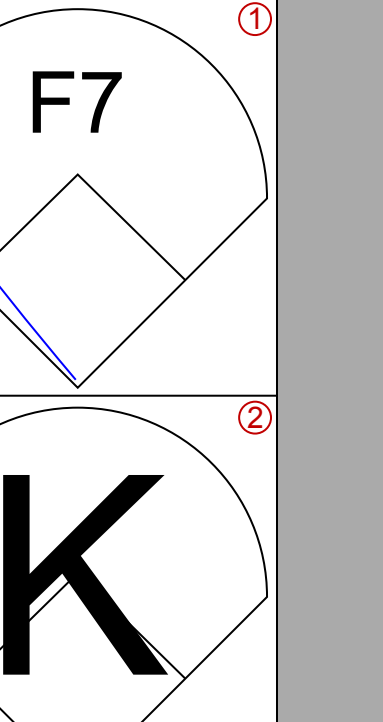
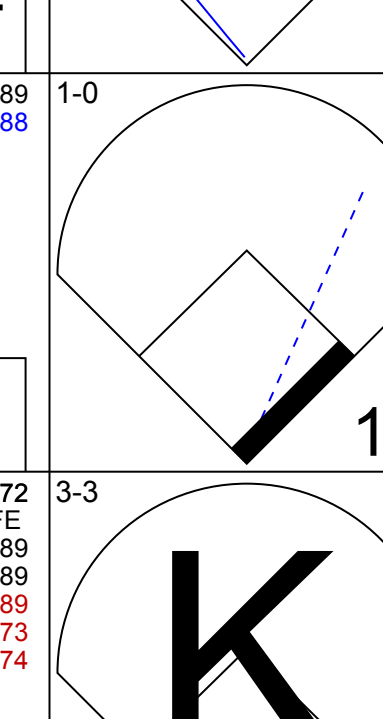

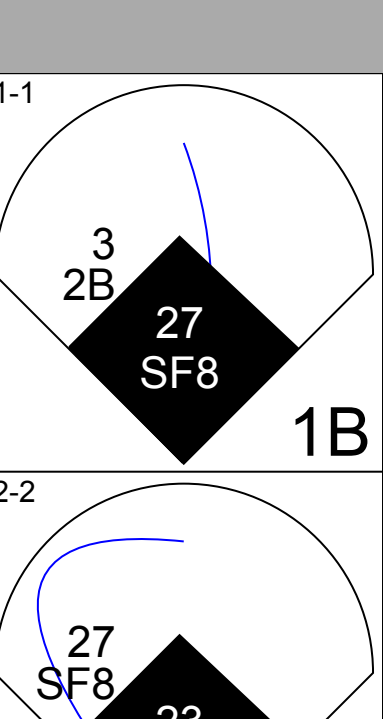


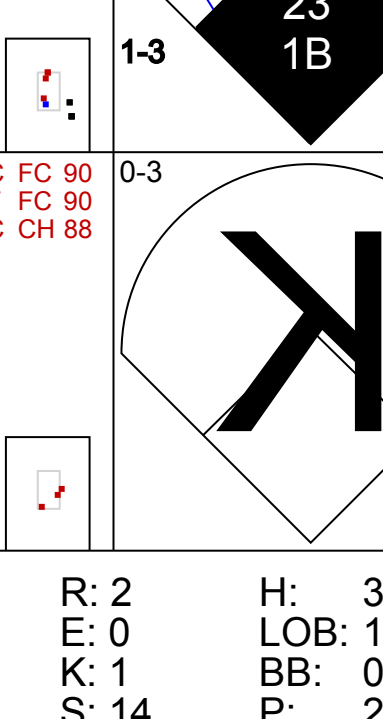
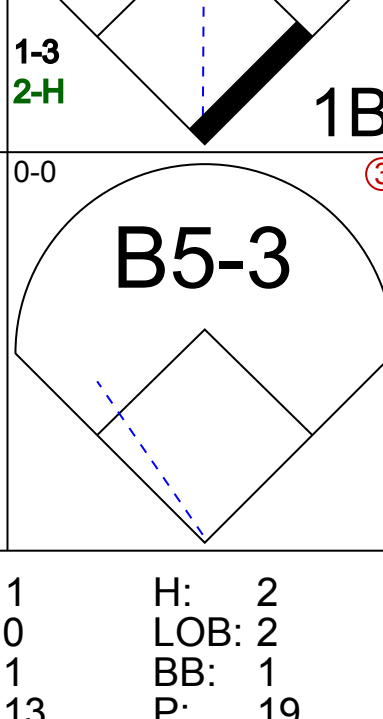
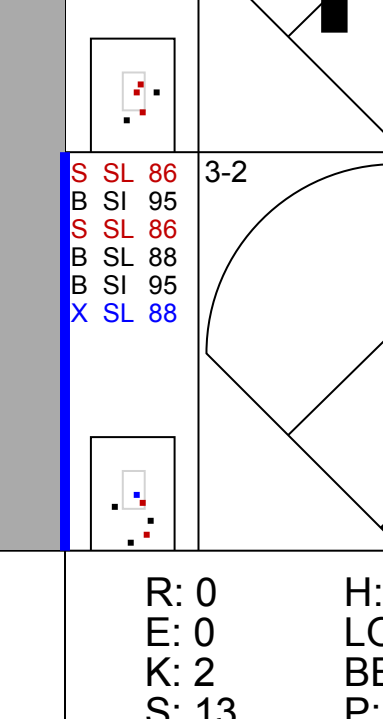
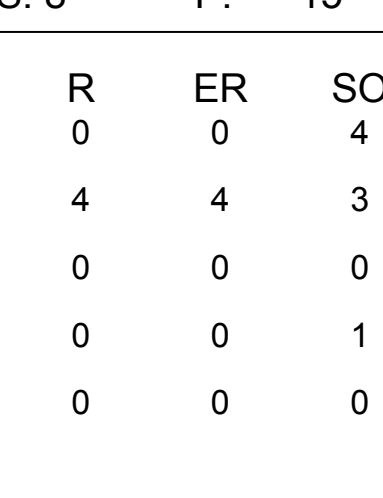

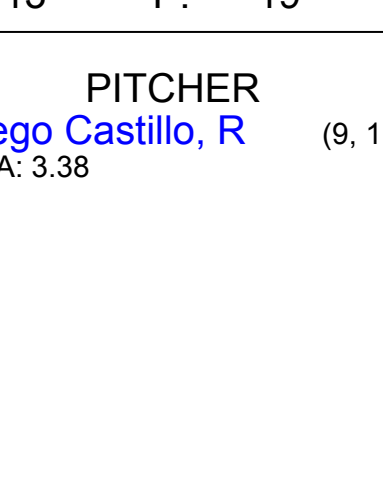
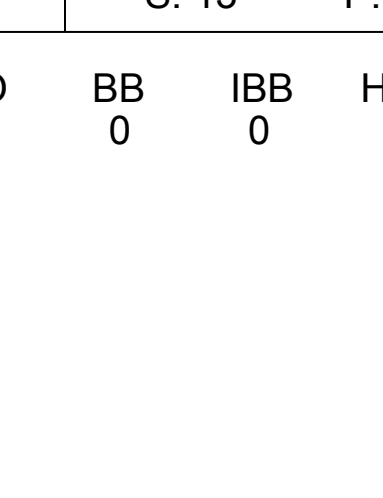
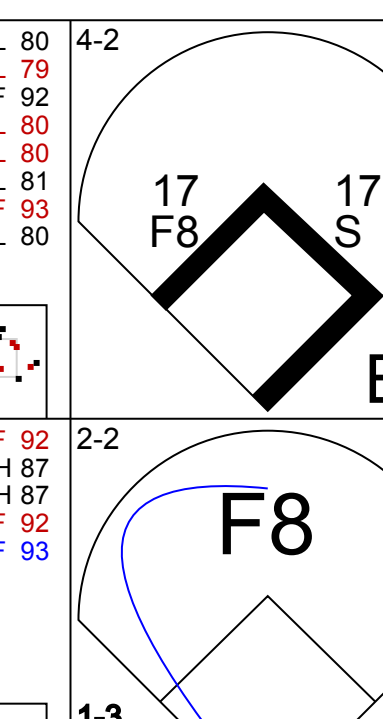

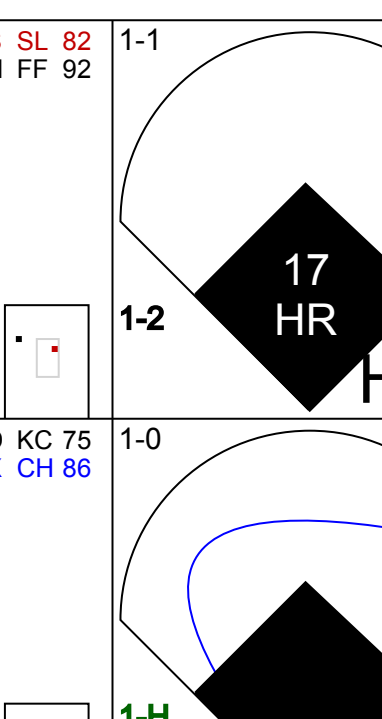

Houston Astros @ Tampa Bay Rays
Tropicana Field, St. Petersburg, FL
Fri Apr 30 2021, 7:11 PM - 10:20 PM EDT
Att. 6,169 - Dome - 72 F

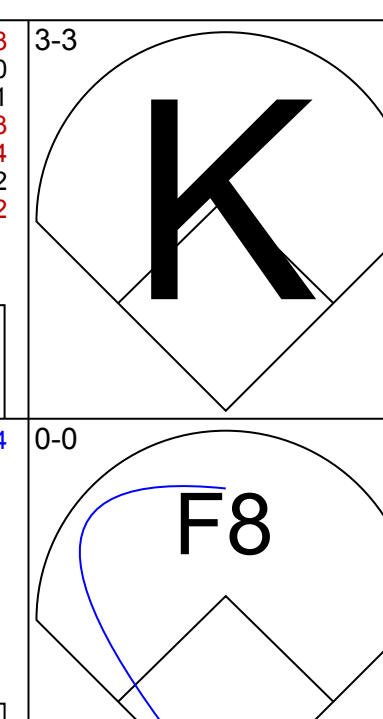
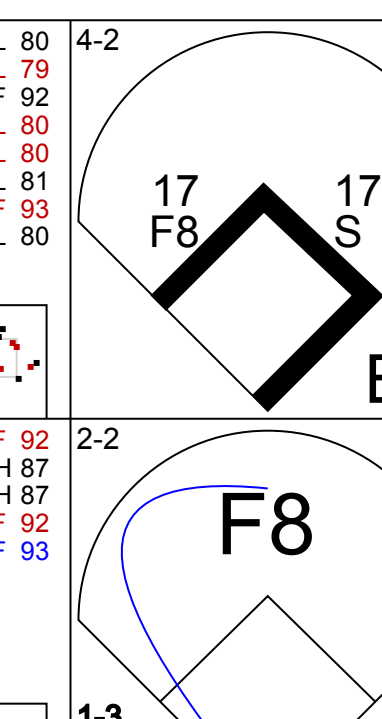
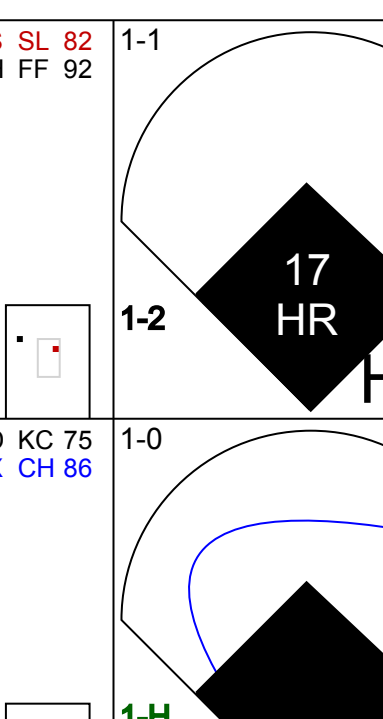
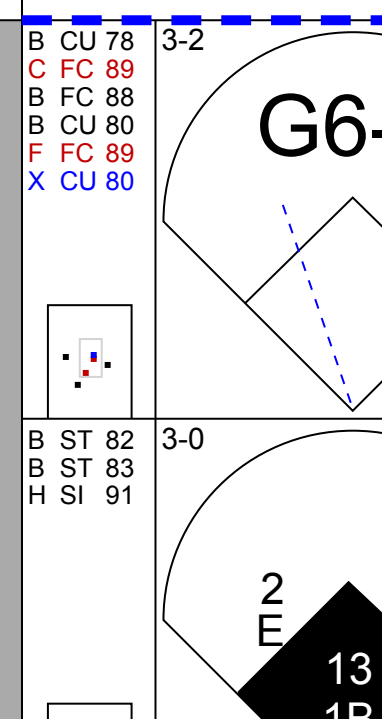
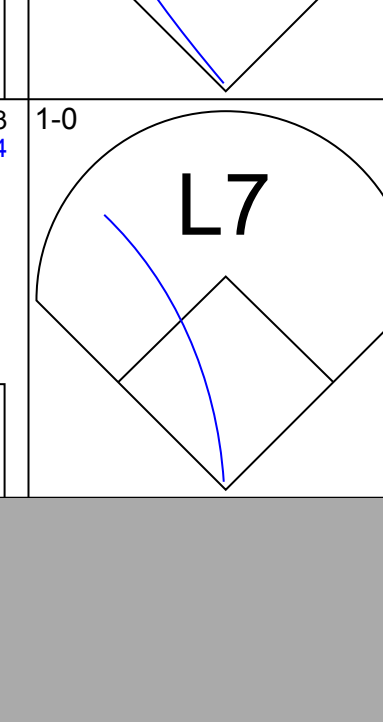
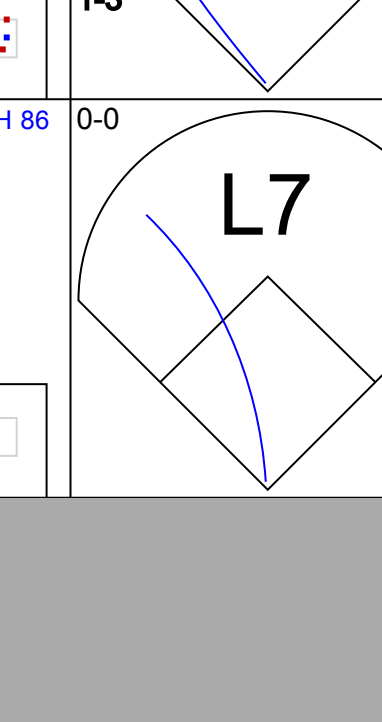
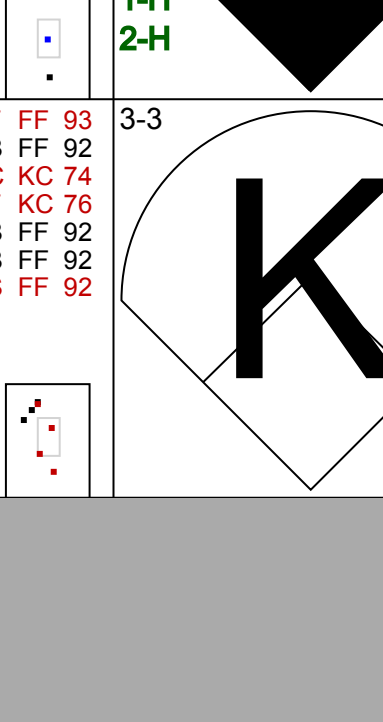
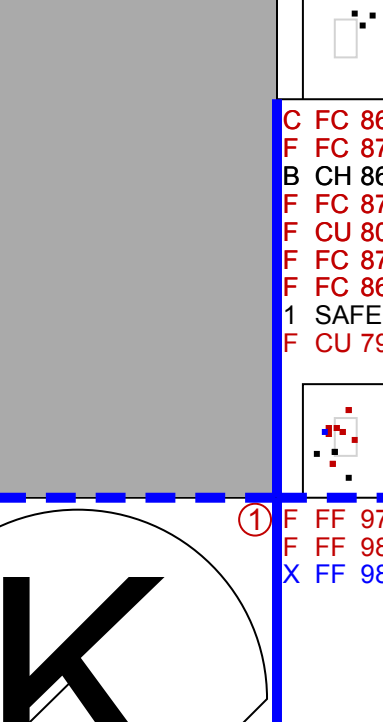


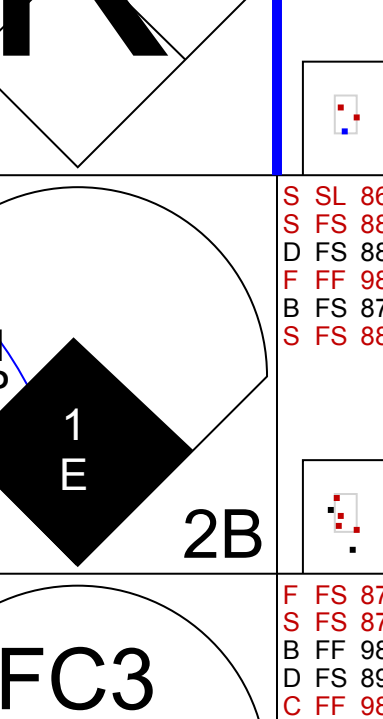

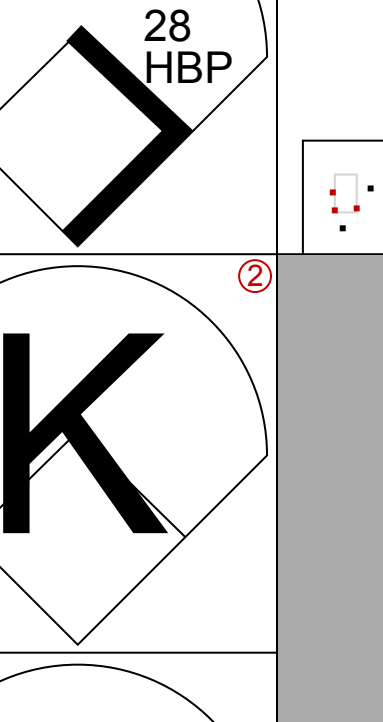

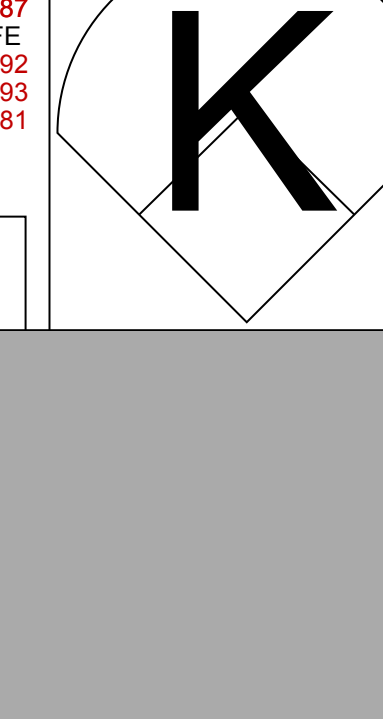

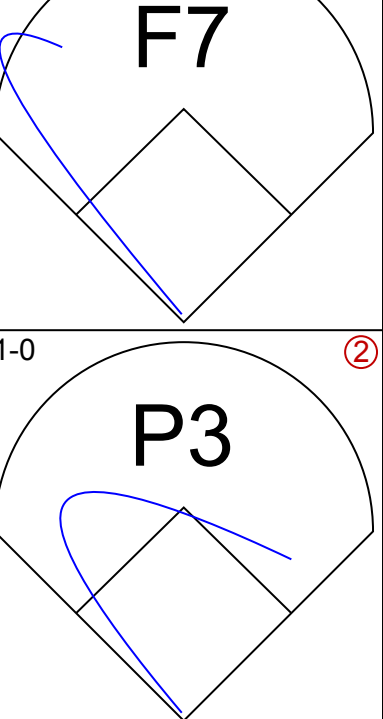

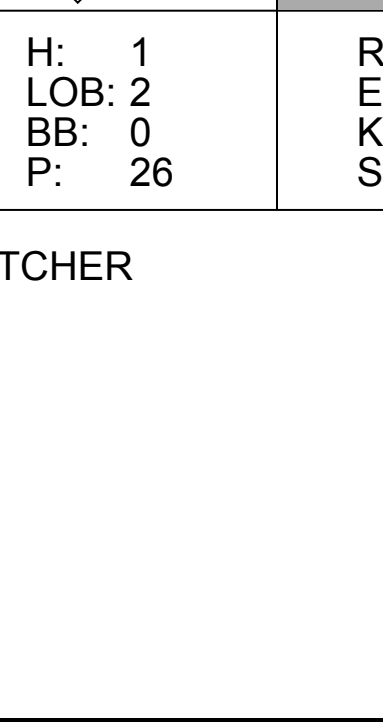
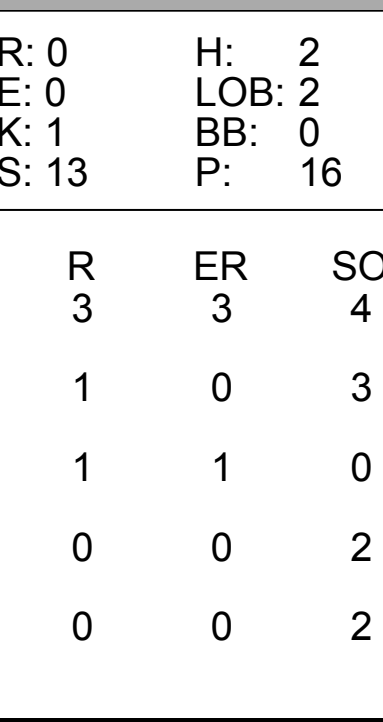
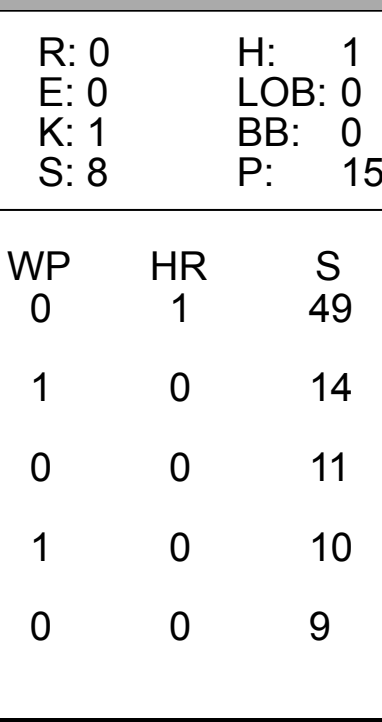
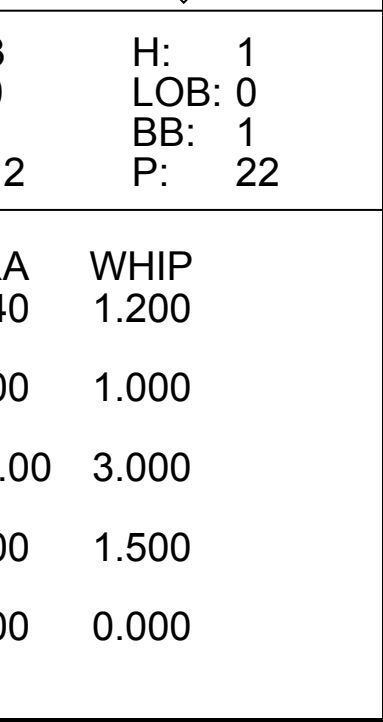
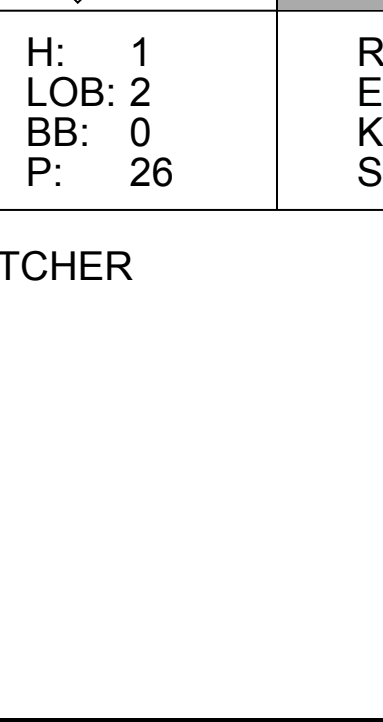
| | |
|-----|----|
| AB | 32 |
| R | 2 |
| H | 6 |
| RBI | 2 |
| BB | 5 |
| SO | 12 |
| LOB | 14 |



| Batter | 1 | 2 | 3 | 4 | 5 | 6 | 7 | 8 | 9 | AB | R | H | RBI | BB | SO | LOB | TOP | |
|--|--|----------------------------------|--------------------------------------|----------------------------------|--------------------------------------|---|--------------------------------------|-------------------------------------|--------------------------------------|----------------------------------|---|----------------------------------|--------------------------------------|----------------------------------|----------------------------------|------------------------------------|---|----------------------------------|
| 27 Jose Altuve, R OBP: 0.325, SLG: 0.377 | | | | | | | | | | 3 | 1 | 1 | 0 | 1 | 0 | 2 | Houston Astros @ Tampa Bay Rays Tropicana Field, St. Petersburg, FL Sat May 01 2021, 4:10 PM - 6:50 PM EDT Att. 7,335 - Dome - 72 F | |
| 23 Michael Brantley, L OBP: 0.358, SLG: 0.527 | | | | | | | | | | 4 | 0 | 0 | 0 | 0 | 0 | 4 | | |
| 2 Alex Bregman, R OBP: 0.364, SLG: 0.475 | | | | | | | | | | 3 | 1 | 1 | 1 | 1 | 0 | 0 | | |
| 44 Yordan Alvarez, L OBP: 0.353, SLG: 0.500 | | | | | | | | | | 3 | 1 | 0 | 0 | 1 | 1 | 2 | | |
| 1 Carlos Correa, R OBP: 0.348, SLG: 0.480 | | | | | | | | | | 3 | 0 | 0 | 0 | 1 | 1 | 0 | | |
| 10 Yuli Gurriel, R OBP: 0.436, SLG: 0.543 | | | | | | | | | | 4 | 0 | 1 | 2 | 0 | 1 | 0 | | |
| 30 Kyle Tucker, L OBP: 0.229, SLG: 0.357 | | | | | | | | | | 4 | 0 | 0 | 0 | 0 | 1 | 2 | | |
| 3 Myles Straw, R OBP: 0.287, SLG: 0.258 | | | | | | | | | | 4 | 0 | 1 | 0 | 0 | 1 | 2 | | |
| 15 Martin Maldonado, R OBP: 0.179, SLG: 0.148 | | | | | | | | | | 2 | 0 | 0 | 0 | 1 | 0 | 1 | | |
| Inning Stats | R: 3 H: 3 E: 0 K: 2 S: 18 | H: 3 R: 2 LOB: 2 BB: 34 | R: 0 H: 0 E: 0 K: 0 S: 5 | H: 0 R: 0 LOB: 0 BB: 11 | R: 0 H: 0 E: 0 K: 1 S: 8 | H: 0 R: 0 LOB: 0 BB: 14 | R: 0 H: 0 E: 0 K: 0 S: 8 | H: 0 R: 0 LOB: 0 BB: 9 | R: 0 H: 1 E: 0 K: 1 S: 7 | H: 0 R: 0 LOB: 1 BB: 14 | R: 0 H: 0 E: 0 K: 0 S: 10 | H: 0 R: 0 LOB: 0 BB: 17 | R: 0 H: 0 E: 0 K: 1 S: 7 | H: 0 R: 0 LOB: 0 BB: 14 | 1B: 3 2B: 1 3B: 0 HR: 0 | SF: 0 SAC: 0 DP: 1 HBP: 0 | | WP: 0 PB: 1 SB: 0 CS: 0 |
| PITCHER | IP: 6.0 WLS: L BF: 25 ERA: 4.50 | H: 3 R: 3 ER: 3 SO: 4 | BB: 4 IBB: 1 HBP: 0 BLK: 0 | WP: 0 HR: 0 S: 59 P: 98 | ERA: 4.50 WHIP: 1.167 | IP: 2.0 WLS: H BF: 7 ERA: 1.69 | H: 1 R: 0 ER: 0 SO: 0 | BB: 0 IBB: 0 HBP: 0 BLK: 0 | WP: 0 HR: 0 S: 19 P: 31 | ERA: 0.00 WHIP: 0.500 | IP: 1.0 WLS: S BF: 3 ERA: 2.08 | H: 0 R: 0 ER: 0 SO: 1 | BB: 0 IBB: 0 HBP: 0 BLK: 0 | WP: 0 HR: 0 S: 7 P: 14 | ERA: 0.00 WHIP: 0.000 | | | |

| Batter | 1 | 2 | 3 | 4 | 5 | 6 | 7 | 8 | 9 | AB | R | H | RBI | BB | SO | LOB | BOTTOM | |
|---|--|--|---------------------------------------|--|---------------------------------------|--|--------------------------------------|-------------------------------------|---------------------------------------|--|--|----------------------------------|---------------------------------------|----------------------------------|----------------------------------|------------------------------------|---|--------|
| 17 Austin Meadows, L OBP: 0.330, SLG: 0.411 | | | | | | | | | | 3 | 0 | 0 | 0 | 0 | 1 | 1 | Houston Astros @ Tampa Bay Rays Tropicana Field, St. Petersburg, FL Sat May 01 2021, 4:10 PM - 6:50 PM EDT Att. 7,335 - Dome - 72 F | |
| 43 Mike Brosseau, R OBP: 0.262, SLG: 0.345 | | | | | | | | | | 1 | 0 | 0 | 0 | 0 | 1 | 0 | | |
| 13 Manuel Margot, R OBP: 0.315, SLG: 0.407 | | | | | | | | | | 4 | 0 | 2 | 0 | 0 | 1 | 1 | | |
| 8 Brandon Lowe, L OBP: 0.308, SLG: 0.370 | | | | | | | | | | 4 | 1 | 2 | 0 | 0 | 0 | 1 | | |
| 56 Randy Arozarena, R OBP: 0.340, SLG: 0.412 | | | | | | | | | | 3 | 0 | 0 | 0 | 1 | 0 | 3 | | |
| 18 Joey Wendle, L OBP: 0.326, SLG: 0.494 | | | | | | | | | | 4 | 0 | 0 | 0 | 0 | 0 | 2 | | |
| 2 Yandy Diaz, R OBP: 0.375, SLG: 0.262 | | | | | | | | | | 3 | 0 | 0 | 1 | 1 | 0 | 1 | | |
| 25 Yoshi Tsutsugo, L OBP: 0.233, SLG: 0.209 | | | | | | | | | | 4 | 0 | 0 | 0 | 0 | 1 | 2 | | |
| 1 Willy Adames, R OBP: 0.211, SLG: 0.302 | | | | | | | | | | 3 | 0 | 1 | 0 | 0 | 1 | 1 | | |
| 10 Mike Zunino, R OBP: 0.283, SLG: 0.519 | | | | | | | | | | 3 | 0 | 0 | 0 | 0 | 2 | 1 | | |
| Inning Stats | R: 0 H: 1 E: 0 K: 0 S: 12 | H: 1 R: 0 LOB: 1 BB: 0 P: 16 | R: 0 H: 0 E: 0 K: 0 S: 11 | H: 0 R: 0 LOB: 0 BB: 0 P: 14 | R: 0 H: 1 E: 0 K: 2 S: 12 | H: 1 R: 0 LOB: 1 BB: 0 P: 16 | R: 0 H: 0 E: 0 K: 0 S: 6 | H: 0 R: 0 LOB: 0 BB: 7 | R: 0 H: 2 E: 0 K: 1 S: 11 | H: 0 R: 0 LOB: 2 BB: 0 P: 13 | R: 0 H: 0 E: 0 K: 0 S: 9 | H: 0 R: 0 LOB: 1 BB: 15 | R: 0 H: 0 E: 0 K: 2 S: 11 | H: 0 R: 0 LOB: 0 BB: 19 | 1B: 5 2B: 0 3B: 0 HR: 0 | SF: 0 SAC: 0 DP: 0 HBP: 0 | WP: 1 PB: 0 SB: 0 CS: 0 | PA: 34 |
| PITCHER | IP: 7.0 WLS: W BF: 26 ERA: 3.71 | H: 3 R: 0 ER: 0 SO: 2 | BB: 0 IBB: 0 HBP: 0 BLK: 0 | WP: 0 HR: 0 S: 11 P: 19 | ERA: 0.00 WHIP: 0.000 | IP: 1.0 WLS: H BF: 3 ERA: 6.75 | H: 1 R: 0 ER: 1 SO: 0 | BB: 0 IBB: 0 HBP: 0 BLK: 0 | WP: 1 HR: 0 S: 12 P: 19 | ERA: 9.00 WHIP: 2.000 | IP: 1.0 WLS: S BF: 5 ERA: 1.5 | H: 1 R: 1 ER: 1 SO: 0 | BB: 1 IBB: 0 HBP: 0 BLK: 0 | WP: 0 HR: 0 S: 1 P: 12 | ERA: 0.00 WHIP: 0.000 | | | |

| Batter | 1 | 2 | 3 | 4 | 5 | 6 | 7 | 8 | 9 | AB R H RBI BB SO LOB | TOP | | | | | | | | | | | | | | | | | |
|--|---|----------------------------------|---|--|--|---|---|---|--|----------------------------------|---|----------------------------------|---|----------------------------------|-------------------------------|----------------------------------|----------------------------------|------------------------------------|----------------------------------|--------|--|--|--|--|--|--|--|--|
| 27 Jose Altuve, R OBP: 0.305, SLG: 0.356 |  | |  | |  | |  | |  | 4 0 0 1 0 1 1 | Houston Astros @ Tampa Bay Rays Tropicana Field, St. Petersburg, FL Sun May 02 2021, 1:13 PM - 4:33 PM EDT Att: 6,933 - Dome - 72 F | | | | | | | | | | | | | | | | | |
| 23 Michael Brantley, L OBP: 0.364, SLG: 0.521 |  | |  | |  | |  | | | 3 0 1 1 1 1 0 | | | | | | | | | | | | | | | | | | |
| 2 Alex Bregman, R OBP: 0.348, SLG: 0.452 |  | | |  | |  | |  | | 4 0 0 0 0 1 2 | | | | | | | | | | | | | | | | | | |
| 44 Yordan Alvarez, L OBP: 0.360, SLG: 0.550 |  | | |  | |  | |  | | 4 2 2 1 0 0 1 | | | | | | | | | | | | | | | | | | |
| 10 Yuli Gurriel, R OBP: 0.421, SLG: 0.520 |  | |  | |  | |  | | | 4 0 0 0 0 0 1 | | | | | | | | | | | | | | | | | | |
| 1 Carlos Correa, R OBP: 0.346, SLG: 0.462 |  | | |  | |  | |  | | 4 0 0 0 0 2 1 | | | | | | | | | | | | | | | | | | |
| 30 Kyle Tucker, L OBP: 0.248, SLG: 0.366 |  | | | |  |  | |  | | 3 1 2 0 1 1 0 | | | | | | | | | | | | | | | | | | |
| 3 Myles Straw, R OBP: 0.295, SLG: 0.280 |  | | | |  |  | |  | | 4 1 2 1 0 2 1 | | | | | | | | | | | | | | | | | | |
| 15 Martin Maldonado, R OBP: 0.171, SLG: 0.141 | | |  | | | | |  | | 3 0 0 0 0 2 4 | | | | | | | | | | | | | | | | | | |
| 18 Jason Castro, L OBP: 0.376, SLG: 0.533 | | | | |  |  | | | | 1 0 1 0 0 0 0 | | | | | | | | | | | | | | | | | | |
| Inning Stats | R: 0 E: 0 K: 2 S: 10 | H: 0 LOB: 1 BB: 1 P: 15 | R: 0 E: 0 K: 1 S: 8 | H: 1 LOB: 1 BB: 0 P: 15 | R: 0 E: 0 K: 1 S: 8 | H: 0 LOB: 0 BB: 0 P: 14 | R: 1 E: 0 K: 1 S: 8 | H: 1 LOB: 0 BB: 0 P: 12 | R: 2 E: 0 K: 1 S: 14 | H: 3 LOB: 1 BB: 0 P: 20 | R: 1 E: 0 K: 1 S: 13 | H: 2 LOB: 2 BB: 1 P: 19 | R: 0 E: 0 K: 0 S: 6 | H: 0 LOB: 0 BB: 0 P: 10 | R: 0 E: 0 K: 2 S: 13 | H: 1 LOB: 0 BB: 0 P: 22 | 1B: 4 2B: 3 3B: 0 HR: 1 | SF: 1 SAC: 0 DP: 0 HBP: 0 | WP: 0 PB: 0 SB: 0 CS: 0 | PA: 37 | | | | | | | | |
| PITCHER | IP WLS BF H R ER SO BB IBB HBP BLK WP HR S P ERA WHIP | | | | | | | | | | | PITCHER | IP WLS BF H R ER SO BB IBB HBP BLK WP HR S P ERA WHIP | | | | | | | | | | | | | | | |
| 14 Rich Hill, L ERA: 6.39 | (1, 1) | 3.0 | 11 | 1 | 0 | 0 | 4 | 1 | 0 | 0 | 0 | 0 | 0 | 0 | 26 | 44 | 0.00 | 0.667 | | | | | | | | | | |
| 52 Michael Wacha, R ERA: 4.76 | (4, 1) | 2.2 | 13 | 5 | 4 | 4 | 3 | 0 | 0 | 0 | 0 | 0 | 1 | 32 | 48 | 13.50 | 1.875 | | | | | | | | | | | |
| 81 Ryan Thompson, R ERA: 2.77 | (6, 1) | 0.2 | 4 | 1 | 0 | 0 | 0 | 0 | 1 | 0 | 0 | 0 | 0 | 5 | 5 | 0.00 | 1.500 | | | | | | | | | | | |
| 59 Jeffrey Springs, L ERA: 2.45 | (7, 1) | 1.0 | W | 3 | 0 | 0 | 0 | 1 | 0 | 0 | 0 | 0 | 0 | 8 | 14 | 0.00 | 0.000 | | | | | | | | | | | |
| 36 Andrew Kittredge, R ERA: 1.54 | (8, 1) | 0.2 | H | 2 | 0 | 0 | 0 | 0 | 0 | 0 | 0 | 0 | 0 | 4 | 6 | 0.00 | 0.000 | | | | | | | | | | | |


| Batter | 1 | 2 | 3 | 4 | 5 | 6 | 7 | 8 | 9 | AB R H RBI BB SO LOB | BOTTOM | | | | | | | | | | | | | | | | |
|---|---|---|---|---|--|--|---|---|---|----------------------------------|---|----------------------------------|---|----------------------------------|------------------------------|----------------------------------|----------------------------------|------------------------------------|----------------------------------|--------|--|--|--|--|--|--|--|
| 56 Randy Arozarena, R OBP: 0.345, SLG: 0.404 |  | |  | |  | |  | | | 2 1 0 0 1 1 0 | Houston Astros @ Tampa Bay Rays Tropicana Field, St. Petersburg, FL Sun May 02 2021, 1:13 PM - 4:33 PM EDT Att: 6,933 - Dome - 72 F | | | | | | | | | | | | | | | | |
| 17 Austin Meadows, L OBP: 0.336, SLG: 0.441 |  | |  | |  | |  | | | 3 2 1 3 0 0 1 | | | | | | | | | | | | | | | | | |
| 43 Mike Brosseau, R OBP: 0.262, SLG: 0.345 | | |  | |  | |  | | | 0 0 0 0 0 0 0 | | | | | | | | | | | | | | | | | |
| 18 Joey Wendle, L OBP: 0.316, SLG: 0.478 |  | | | | | |  | | | 3 0 0 0 0 1 1 | | | | | | | | | | | | | | | | | |
| 2 Yandy Diaz, R OBP: 0.381, SLG: 0.271 | | | | | | |  | | | 1 0 1 0 0 0 0 | | | | | | | | | | | | | | | | | |
| 8 Brandon Lowe, L OBP: 0.309, SLG: 0.368 | |  | |  | |  | |  | | 3 0 1 0 0 2 0 | | | | | | | | | | | | | | | | | |
| 13 Manuel Margot, R OBP: 0.322, SLG: 0.415 | | | | | | |  | | | 1 0 1 1 0 0 0 | | | | | | | | | | | | | | | | | |
| 39 Kevin Kiermaier, L OBP: 0.295, SLG: 0.316 | |  | |  | |  | |  | | 4 1 3 0 0 1 2 | | | | | | | | | | | | | | | | | |
| 1 Willy Adames, R OBP: 0.202, SLG: 0.289 | | | | | | | | | | 4 0 0 0 0 1 5 | | | | | | | | | | | | | | | | | |
| 25 Yoshi Tsutsugo, L OBP: 0.234, SLG: 0.290 | | | | | | | | | | 3 1 0 0 1 1 3 | | | | | | | | | | | | | | | | | |
| 28 Francisco Mejia, S OBP: 0.321, SLG: 0.462 | | | | | | | | | | 3 0 0 0 0 2 3 | | | | | | | | | | | | | | | | | |
| 35 Brett Phillips, L OBP: 0.326, SLG: 0.351 | | | | | | | | | | 4 0 0 0 0 2 3 | | | | | | | | | | | | | | | | | |
| Inning Stats | R: 0 E: 0 K: 1 S: 6 | H: 0 LOB: 0 BB: 0 P: 10 | R: 0 E: 0 K: 1 S: 13 | H: 2 LOB: 2 BB: 0 P: 16 | R: 0 E: 0 K: 0 S: 10 | H: 1 LOB: 0 BB: 1 P: 18 | R: 3 E: 0 K: 1 S: 12 | H: 1 LOB: 0 BB: 1 P: 22 | R: 1 E: 1 K: 3 S: 14 | H: 1 LOB: 2 BB: 0 P: 26 | R: 1 E: 1 K: 2 S: 21 | H: 2 LOB: 0 BB: 0 P: 34 | R: 0 E: 0 K: 2 S: 9 | H: 0 LOB: 0 BB: 0 P: 15 | R: 0 E: 0 K: 2 S: 9 | H: 0 LOB: 0 BB: 0 P: 15 | 1B: 5 2B: 1 3B: 0 HR: 1 | SF: 0 SAC: 0 DP: 1 HBP: 3 | WP: 2 PB: 0 SB: 1 CS: 0 | PA: 36 | | | | | | | |
| PITCHER | IP WLS BF H R ER SO BB IBB HBP BLK WP HR S P ERA WHIP | | | | | | | | | | | PITCHER | IP WLS BF H R ER SO BB IBB HBP BLK WP HR S P ERA WHIP | | | | | | | | | | | | | | |
| 53 Cristian Javier, R ERA: 1.75 | (1, 1) | 5.0 | 21 | 4 | 3 | 3 | 4 | 2 | 0 | 1 | 0 | 1 | 0 | 14 | 26 | 0.00 | 1.000 | | | | | | | | | | |
| 66 Bryan Abreu, R ERA: 4.3 | (6, 1) | 1.0 | B | 6 | 1 | 1 | 0 | 3 | 0 | 0 | 1 | 0 | 0 | 11 | 20 | 27.00 | 3.000 | | | | | | | | | | |
| 58 Brooks Raley, L ERA: 7.3 | (7, 1) | 0.1 | L | 3 | 1 | 1 | 1 | 0 | 0 | 0 | 0 | 0 | 1 | 10 | 14 | 0.00 | 1.500 | | | | | | | | | | |
| 45 Ryne Stanek, R ERA: 2.08 | (7, 1) | 0.2 | 3 | 1 | 0 | 0 | 2 | 0 | 0 | 0 | 0 | 1 | 0 | 10 | 14 | 0.00 | 1.500 | | | | | | | | | | |
| 0 Kent Emanuel, L ERA: 1.89 | (8, 1) | 1.0 | 3 | 0 | 0 | 0 | 2 | 0 | 0 | 0 | 0 | 0 | 0 | 9 | 15 | 0.00 | 0.000 | | | | | | | | | | |

| Batter | 1 | 2 | 3 | 4 | 5 | 6 | 7 | 8 | 9 | AB | R | H | RBI | BB | SO | LOB | TOP | | | | | | | | | | |
|---|------------------------------|----------------------------------|------------------------------|----------------------------------|-------------------------------|----------------------------------|-------------------------------|----------------------------------|------------------------------|----------------------------------|-------------------------------|----------------------------------|------------------------------|----------------------------------|------------------------------|---------------------------------|----------------------------------|------------------------------------|----------------------------------|--------|--|--|--|--|--|--|--|
| 8 Brandon Lowe, L OBP: 0.296, SLG: 0.367 | 4-0 FC5-4 BB | | 0-3 K | | 0-3 K | | 2-1 HR | | 1-1 B1-3 | 4 | 1 | 1 | 3 | 1 | 2 | 0 | | | | | | | | | | | |
| 17 Austin Meadows, L OBP: 0.323, SLG: 0.462 | 2-2 F8 | | 0-0 L1 | | 0-1 G4-3 | | 3-1 P6 | | 1-1 L8 | 4 | 0 | 0 | 0 | 0 | 0 | 1 | | | | | | | | | | | |
| 13 Manuel Margot, R OBP: 0.307, SLG: 0.419 | | | | | | | | | | 1 | 0 | 0 | 0 | 0 | 0 | 0 | | | | | | | | | | | |
| 2 Yandy Diaz, R OBP: 0.408, SLG: 0.292 | 1-2 FC5-4 18 BB | | 4-2 BB | | | | 4-1 39 FC4-6 18 BB | | 0-1 G5-3 | 3 | 0 | 0 | 0 | 2 | 0 | 1 | | | | | | | | | | | |
| 18 Joey Wendle, L OBP: 0.346, SLG: 0.468 | 4-0 BB | | 0-2 G4-3 | | | | 4-0 39 FC4-6 BB | | 4-1 BB | 1 | 0 | 0 | 0 | 3 | 0 | 1 | | | | | | | | | | | |
| 39 Kevin Kiermaier, L OBP: 0.301, SLG: 0.303 | 1-2 K | | | | 0-0 B5-3 | | 0-1 FC4-6 28 HBP | | 1-2 L4 | 4 | 0 | 0 | 0 | 0 | 1 | 5 | | | | | | | | | | | |
| 28 Francisco Mejia, S OBP: 0.348, SLG: 0.450 | 2-0 P2 | | 1-3 K | | 1-2 25 G6-3 HBP | | | | 0-0 G1-3 | 3 | 0 | 0 | 0 | 0 | 1 | 0 | | | | | | | | | | | |
| 25 Yoshi Tsutsugo, L OBP: 0.244, SLG: 0.216 | 0-0 F7 | | 4-0 35 WP BB | | 0-0 G6-3 | | | | 1-0 2B | 3 | 0 | 1 | 0 | 1 | 0 | 3 | | | | | | | | | | | |
| 43 Mike Brosseau, R OBP: 0.258, SLG: 0.333 | | | | | 2-3 K | | | | | 0 | 0 | 0 | 0 | 0 | 0 | 0 | | | | | | | | | | | |
| 35 Brett Phillips, L OBP: 0.333, SLG: 0.341 | 0-1 1B | | 2-3 K | | 1-2 K | | 4-0 1 HR BB | | 1-3 K | 3 | 1 | 1 | 0 | 1 | 2 | 2 | | | | | | | | | | | |
| 1 Willy Adames, R OBP: 0.217, SLG: 0.327 | 2-3 K | | 2-3 K | | 2-3 K | | 1-1 1 HR BB | | 0-2 G4-3 | 4 | 1 | 1 | 0 | 0 | 2 | 2 | | | | | | | | | | | |
| Inning Stats | R: 0 E: 0 K: 1 S: 9 | H: 0 LOB: 2 BB: 2 P: 21 | R: 0 E: 0 K: 1 S: 7 | H: 1 LOB: 1 BB: 0 P: 11 | R: 0 E: 0 K: 1 S: 11 | H: 0 LOB: 1 BB: 1 P: 15 | R: 0 E: 0 K: 2 S: 10 | H: 0 LOB: 0 BB: 0 P: 17 | R: 0 E: 0 K: 0 S: 6 | H: 0 LOB: 2 BB: 2 P: 15 | R: 3 E: 0 K: 0 S: 12 | H: 2 LOB: 2 BB: 2 P: 27 | R: 0 E: 0 K: 1 S: 8 | H: 1 LOB: 1 BB: 0 P: 10 | R: 0 E: 0 K: 0 S: 7 | H: 0 LOB: 0 BB: 0 P: 9 | 1B: 2 2B: 1 3B: 0 HR: 1 | SF: 0 SAC: 0 DP: 1 HBP: 1 | WP: 1 PB: 0 SB: 1 CS: 0 | PA: 39 | | | | | | | |
| PITCHER | IP | WLS | BF | H | R | ER | SO | BB | IBB | HBP | BLK | WP | HR | S | P | ERA | WHIP | | | | | | | | | | |
| 17 Shohei Ohtani, R ERA: 2.41 | 5.0 | | 22 | 1 | 0 | 0 | 7 | 6 | 0 | 0 | 0 | 1 | 0 | 47 | 84 | 0.00 | 1.400 | | | | | | | | | | |
| 73 Chris Rodriguez, R ERA: 2.3 | 1.0 | H | 3 | 0 | 0 | 0 | 0 | 0 | 0 | 1 | 0 | 0 | 0 | 5 | 6 | 0.00 | 0.000 | | | | | | | | | | |
| 41 Junior Guerra, R ERA: 5.21 | 0.1 | L | 4 | 2 | 3 | 3 | 0 | 1 | 0 | 0 | 0 | 0 | 1 | 6 | 16 | 81.00 | 9.000 | | | | | | | | | | |
| 57 Aaron Slegers, R ERA: 2.84 | 1.2 | | 7 | 1 | 0 | 0 | 1 | 1 | 0 | 0 | 0 | 0 | 0 | 14 | 21 | 0.00 | 1.200 | | | | | | | | | | |
| 58 Alex Claudio, L ERA: 4.09 | 1.0 | | 3 | 0 | 0 | 0 | 0 | 0 | 0 | 0 | 0 | 0 | 0 | 7 | 9 | 0.00 | 0.000 | | | | | | | | | | |

Tampa Bay Rays @ Los Angeles Angels
Angel Stadium, Anaheim, CA
Wed May 05 2021, 6:41 PM - 9:56 PM PDT
Att: 9,169 - Clear - 74 F

livebaseballscorecards.com

AB 30
R 3
H 4
RBI 3
BB 8
SO 8
LOB 15




| Batter | 1 | 2 | 3 | 4 | 5 | 6 | 7 | 8 | 9 | AB | R | H | RBI | BB | SO | LOB | BOTTOM | | | | | | | | | | |
|--|------------------------------|---------------------------------|-------------------------------|----------------------------------|-------------------------------|----------------------------------|------------------------------|----------------------------------|---------------------------------|---------------------------------|-------------------------------|----------------------------------|-------------------------------|----------------------------------|------------------------------|----------------------------------|----------------------------------|------------------------------------|----------------------------------|--------|--|--|--|--|--|--|--|
| 22 David Fletcher, R OBP: 0.290, SLG: 0.288 | 0-1 F9 | | 0-0 20 BB 3 SH1-3 1B | 0-0 L5-4 | | | 1-1 FC5-4 | | 0-3 K | 5 | 0 | 1 | 0 | 0 | 1 | 3 | | | | | | | | | | | |
| 3 Taylor Ward, R | 0-0 G5-3 | | 0-0 SH1-3 | | | | 3-3 K | | | 3 | 0 | 0 | 0 | 0 | 1 | 1 | | | | | | | | | | | |
| 27 Mike Trout, R OBP: 0.514, SLG: 0.761 | 1-0 L8 | | 0-0 20 BB IBB | | | | 2-2 K | | | 2 | 0 | 0 | 0 | 1 | 1 | 1 | | | | | | | | | | | |
| 20 Jared Walsh, L OBP: 0.412, SLG: 0.576 | | 0-0 G6-3 | 4-0 13 FC5-4 BB | | | | 1-3 K | | 1-2 13 G6-4-3 4 HBP 1B | 3 | 0 | 1 | 1 | 1 | 1 | 1 | | | | | | | | | | | |
| 4 Jose Iglesias, R OBP: 0.295, SLG: 0.358 | 0-2 13 E 1B | | 2-3 K | | | | 3-1 L7 | | 3-1 13 G6-4-3 HBP | 3 | 0 | 1 | 0 | 0 | 1 | 4 | | | | | | | | | | | |
| 13 Phil Gosselin, R OBP: 0.125, SLG: 0.125 | 3-3 K | | 2-2 FC5-4 | | | | 0-1 19 G5-4-3 1B | | 1-2 G6-4-3 | 4 | 0 | 1 | 0 | 0 | 1 | 6 | | | | | | | | | | | |
| 19 Juan Lagares, R OBP: 0.182, SLG: 0.100 | 4-1 BB | | | 1-0 22 L5-4 24 HBP 1B | | | 0-2 G5-4-3 | | 0-2 G4-3 | 3 | 0 | 1 | 0 | 1 | 0 | 2 | | | | | | | | | | | |
| 24 Kurt Suzuki, R OBP: 0.302, SLG: 0.326 | 3-2 G6-3 | | | 2-1 HBP | | | 1-2 G6-3 | | 1-2 F7 | 3 | 0 | 0 | 0 | 0 | 0 | 2 | | | | | | | | | | | |
| 18 Jose Rojas, L OBP: 0.255, SLG: 0.319 | | | 2-2 22 BB 20 BB 2B | | | | 2-3 K | | 0-2 G4-3 | 4 | 1 | 2 | 0 | 0 | 1 | 2 | | | | | | | | | | | |
| Inning Stats | R: 0 E: 0 K: 0 S: 4 | H: 0 LOB: 0 BB: 0 P: 5 | R: 0 E: 1 K: 1 S: 11 | H: 1 LOB: 2 BB: 1 P: 21 | R: 1 E: 0 K: 1 S: 12 | H: 2 LOB: 3 BB: 2 P: 22 | R: 0 E: 0 K: 1 S: 6 | H: 1 LOB: 0 BB: 0 P: 11 | R: 0 E: 0 K: 0 S: 8 | H: 1 LOB: 1 BB: 0 P: 9 | R: 0 E: 0 K: 2 S: 12 | H: 1 LOB: 1 BB: 0 P: 21 | R: 0 E: 0 K: 0 S: 14 | H: 1 LOB: 1 BB: 0 P: 19 | R: 0 E: 0 K: 1 S: 9 | H: 0 LOB: 0 BB: 0 P: 10 | 1B: 6 2B: 2 3B: 0 HR: 0 | SF: 0 SAC: 1 DP: 3 HBP: 3 | WP: 0 PB: 0 SB: 0 CS: 0 | PA: 37 | | | | | | | |
| PITCHER | IP | WLS | BF | H | R | ER | SO | BB | IBB | HBP | BLK | WP | HR | S | P | ERA | WHIP | | | | | | | | | | |
| 36 Andrew Kittredge, R ERA: 1.32 | 2.0 | | 8 | 1 | 0 | 0 | 0 | 1 | 0 | 0 | 0 | 0 | 0 | 15 | 26 | 0.00 | 1.000 | | | | | | | | | | |
| 48 Ryan Yarbrough, L ERA: 4.58 | 4.0 | W | 19 | 5 | 1 | 1 | 3 | 1 | 1 | 2 | 0 | 0 | 0 | 40 | 65 | 2.25 | 1.500 | | | | | | | | | | |
| 81 Ryan Thompson, R ERA: 2.4 | 1.2 | H | 6 | 1 | 0 | 0 | 2 | 0 | 0 | 1 | 0 | 0 | 0 | 19 | 30 | 0.00 | 0.600 | | | | | | | | | | |
| 59 Jeffrey Springs, L ERA: 1.93 | 1.1 | S | 4 | 0 | 0 | 0 | 1 | 0 | 0 | 0 | 0 | 0 | 0 | 13 | 14 | 0.00 | 0.000 | | | | | | | | | | |

Tampa Bay Rays @ Los Angeles Angels
Angel Stadium, Anaheim, CA
Wed May 05 2021, 6:41 PM - 9:56 PM PDT
Att: 9,169 - Clear - 74 F

livebaseballscorecards.com

AB 30
R 1
H 7
RBI 1
BB 3
SO 7
LOB 22



| Batter | 1 | 2 | 3 | 4 | 5 | 6 | 7 | 8 | 9 | AB | R | H | RBI | BB | SO | LOB | TOP | | |
|--|---|----------------------------------|---------------------------------------|----------------------------------|---------------------------------------|----------------------------------|--------------------------------------|----------------------------------|--------------------------------------|----------------------------------|---------------------------------------|----------------------------------|---------------------------------------|----------------------------------|---------------------------------------|----------------------------------|---|----------------------------------|------------------------------------|
| 56 Randy Arozarena, R (1, 7) OBP: 0.352, SLG: 0.391 | | | | | | | | | | 4 | 1 | 1 | 1 | 1 | 2 | 1 | Tampa Bay Rays @ Los Angeles Angels Angel Stadium, Anaheim, CA Thu May 06 2021, 6:39 PM - 9:41 PM PDT Att: 8,840 - Clear - 65 F | | |
| 13 Manuel Margot, R (1, 9) OBP: 0.302, SLG: 0.408 | | | | | | | | | | 5 | 1 | 1 | 1 | 0 | 1 | 3 | | | |
| 17 Austin Meadows, L (1, 10) OBP: 0.326, SLG: 0.450 | | | | | | | | | | 3 | 1 | 0 | 0 | 2 | 2 | 1 | | | |
| 2 Yandy Diaz, R (1, 3) OBP: 0.411, SLG: 0.300 | | | | | | | | | | 4 | 1 | 2 | 1 | 0 | 1 | 0 | | | |
| 25 Yoshi Tautsugo, L (8, 3) OBP: 0.241, SLG: 0.213 | | | | | | | | | | 1 | 0 | 0 | 0 | 0 | 0 | 0 | | | |
| 43 Mike Brosseau, R (1, 4) OBP: 0.239, SLG: 0.308 | | | | | | | | | | 5 | 0 | 0 | 0 | 0 | 2 | 3 | | | |
| 18 Joey Wendle, L (1, 5) OBP: 0.348, SLG: 0.475 | | | | | | | | | | 5 | 1 | 2 | 0 | 0 | 1 | 1 | | | |
| 10 Mike Zunino, R (1, 2) OBP: 0.288, SLG: 0.550 | | | | | | | | | | 4 | 2 | 2 | 2 | 0 | 2 | 1 | | | |
| 1 Willy Adames, R (1, 6) OBP: 0.218, SLG: 0.324 | | | | | | | | | | 4 | 0 | 1 | 0 | 0 | 2 | 2 | | | |
| 35 Brett Phillips, L (1, 8) OBP: 0.364, SLG: 0.400 | | | | | | | | | | 4 | 1 | 3 | 2 | 0 | 0 | 1 | | | |
| Inning Stats | R: 0 H: 1 E: 0 K: 3 S: 14 | H: 1 LOB: 2 BB: 1 P: 22 | R: 0 H: 0 E: 0 K: 3 S: 10 | H: 0 LOB: 0 BB: 0 P: 17 | R: 0 H: 1 E: 0 K: 1 S: 11 | H: 1 LOB: 1 BB: 0 P: 17 | R: 0 H: 1 E: 0 K: 2 S: 9 | H: 1 LOB: 1 BB: 0 P: 12 | R: 0 H: 0 E: 0 K: 0 S: 8 | H: 0 LOB: 0 BB: 0 P: 13 | R: 1 H: 1 E: 0 K: 0 S: 14 | H: 1 LOB: 0 BB: 0 P: 24 | R: 7 H: 7 E: 0 K: 2 S: 27 | H: 7 LOB: 2 BB: 2 P: 43 | R: 0 H: 0 E: 1 K: 1 S: 13 | H: 0 LOB: 1 BB: 0 P: 20 | | 1B: 8 2B: 3 3B: 0 HR: 1 | SF: 0 SAC: 0 DP: 1 HBP: 0 |
| PITCHER | IP WLS BF H R ER SO BB IBB HBP BLK WP HR S P ERA WHIP | | | | | | | | | | | | | | | | | | |
| 28 Andrew Heaney, L (1, 1) ERA: 4.11 | 6.2 | | 24 | 4 | 0 | 0 | 10 | 1 | 0 | 0 | 0 | 0 | 0 | 0 | 0 | 0 | 0.00 | 0.750 | |
| 21 Mike Mayers, R (7, 1) ERA: 4.91 | 0.1 | L | 5 | 4 | 4 | 0 | 0 | 0 | 0 | 0 | 0 | 0 | 0 | 1 | 11 | 18 | 108.00 | 12.000 | |
| 57 Aaron Slegers, R (8, 1) ERA: 4.15 | 0.1 | | 3 | 1 | 1 | 1 | 1 | 1 | 0 | 0 | 0 | 0 | 0 | 0 | 8 | 14 | 27.00 | 6.000 | |
| 64 Félix Peña, R (8, 1) ERA: 27.0 | 0.2 | | 6 | 3 | 3 | 3 | 1 | 1 | 0 | 0 | 0 | 1 | 0 | 13 | 20 | 40.50 | 6.000 | | |
| 40 Steve Cishek, R (9, 1) ERA: 5.23 | 1.0 | | 4 | 0 | 0 | 0 | 1 | 0 | 0 | 0 | 0 | 0 | 0 | 13 | 20 | 0.00 | 0.000 | | |

| Batter | 1 | 2 | 3 | 4 | 5 | 6 | 7 | 8 | 9 | AB | R | H | RBI | BB | SO | LOB | BOTTOM | | |
|---|---|----------------------------------|--------------------------------------|----------------------------------|---------------------------------------|----------------------------------|--------------------------------------|----------------------------------|--------------------------------------|----------------------------------|--------------------------------------|----------------------------------|---------------------------------------|----------------------------------|--------------------------------------|----------------------------------|---|------------------------------------|--|
| 22 David Fletcher, R (1, 4) OBP: 0.289, SLG: 0.287 | | | | | | | | | | 4 | 1 | 1 | 0 | 0 | 3 | 1 | Tampa Bay Rays @ Los Angeles Angels Angel Stadium, Anaheim, CA Thu May 06 2021, 6:39 PM - 9:41 PM PDT Att: 8,840 - Clear - 65 F | | |
| 17 Shohei Ohtani, L (1, 10) OBP: 0.322, SLG: 0.645 | | | | | | | | | | 4 | 1 | 2 | 2 | 0 | 2 | 0 | | | |
| 27 Mike Trout, R (1, 8) OBP: 0.496, SLG: 0.728 | | | | | | | | | | 4 | 0 | 0 | 0 | 0 | 3 | 1 | | | |
| 20 Jared Walsh, L (1, 3) OBP: 0.407, SLG: 0.563 | | | | | | | | | | 4 | 0 | 1 | 0 | 0 | 0 | 0 | | | |
| 4 Jose Iglesias, R (1, 6) OBP: 0.284, SLG: 0.345 | | | | | | | | | | 4 | 0 | 0 | 0 | 0 | 1 | 1 | | | |
| 3 Taylor Ward, R (1, 9) | | | | | | | | | | 3 | 0 | 0 | 0 | 1 | 1 | 0 | | | |
| 24 Kurt Suzuki, R (1, 2) OBP: 0.304, SLG: 0.327 | | | | | | | | | | 3 | 0 | 1 | 0 | 0 | 0 | 1 | | | |
| 59 Jack Kruger, R (9, 2) | | | | | | | | | | 0 | 0 | 0 | 0 | 0 | 0 | 0 | | | |
| 19 Juan Lagares, R (1, 7) OBP: 0.214, SLG: 0.231 | | | | | | | | | | 3 | 1 | 1 | 0 | 0 | 0 | 2 | | | |
| 13 Phil Gosselin, R (1, 5) OBP: 0.182, SLG: 0.273 | | | | | | | | | | 3 | 0 | 1 | 1 | 0 | 0 | 1 | | | |
| Inning Stats | R: 0 H: 0 E: 0 K: 3 S: 9 | H: 0 LOB: 0 BB: 0 P: 11 | R: 0 H: 0 E: 0 K: 2 S: 8 | H: 0 LOB: 0 BB: 0 P: 12 | R: 3 H: 4 E: 0 K: 0 S: 10 | H: 4 LOB: 0 BB: 0 P: 15 | R: 0 H: 1 E: 0 K: 0 S: 5 | H: 1 LOB: 0 BB: 0 P: 11 | R: 0 H: 0 E: 0 K: 2 S: 7 | H: 0 LOB: 0 BB: 0 P: 11 | R: 0 H: 0 E: 0 K: 0 S: 8 | H: 0 LOB: 1 BB: 1 P: 15 | R: 0 H: 1 E: 0 K: 2 S: 14 | H: 1 LOB: 0 BB: 0 P: 19 | R: 0 H: 0 E: 0 K: 0 S: 7 | H: 0 LOB: 0 BB: 0 P: 11 | 1B: 4 2B: 2 3B: 0 HR: 1 | SF: 0 SAC: 0 DP: 1 HBP: 0 | WP: 0 PA: 33 PB: 0 CS: 0 CS: 0 |
| PITCHER | IP WLS BF H R ER SO BB IBB HBP BLK WP HR S P ERA WHIP | | | | | | | | | | | | | | | | | | |
| 31 Collin McHugh, R (1, 1) ERA: 7.38 | 2.0 | | 6 | 0 | 0 | 0 | 5 | 0 | 0 | 0 | 0 | 0 | 0 | 0 | 0 | 0 | 0.00 | 0.000 | |
| 19 Josh Fleming, L (3, 1) ERA: 2.81 | 5.0 | W | 20 | 6 | 3 | 3 | 3 | 1 | 0 | 0 | 0 | 0 | 0 | 1 | 40 | 67 | 5.40 | 1.400 | |
| 60 Hunter Strickland, R (8, 1) ERA: 1.42 | 1.0 | | 4 | 1 | 0 | 0 | 2 | 0 | 0 | 0 | 0 | 0 | 0 | 14 | 19 | 0.00 | 1.000 | | |
| 21 Cody Reed, L (9, 1) ERA: 4.26 | 1.0 | | 3 | 0 | 0 | 0 | 0 | 0 | 0 | 0 | 0 | 0 | 0 | 7 | 11 | 0.00 | 0.000 | | |

| Batter | 1 | 2 | 3 | 4 | 5 | 6 | 7 | 8 | 9 | AB | R | H | RBI | BB | SO | LOB | TOP | | | | | | | | | | |
|--|------------------------------|----------------------------------|------------------------------|----------------------------------|------------------------------|----------------------------------|------------------------------|---------------------------------|------------------------------|----------------------------------|------------------------------|----------------------------------|------------------------------|----------------------------------|-------------------------------|----------------------------------|------------------------------|----------------------------------|----------------------------------|------------------------------------|----------------------------------|--------|--|--|--|--|--|
| 56 Randy Arozarena, R (1, 10) OBP: 0.349, SLG: 0.381 | | | | | | | | | | 3 | 0 | 0 | 0 | 1 | 0 | 2 | | | | | | | | | | | |
| 13 Manuel Margot, R (1, 7) (8, 9) OBP: 0.291, SLG: 0.392 | | | | | | | | | | 4 | 0 | 0 | 0 | 0 | 1 | 1 | | | | | | | | | | | |
| 8 Brandon Lowe, L (1, 4) OBP: 0.287, SLG: 0.354 | | | | | | | | | | 4 | 0 | 0 | 0 | 0 | 2 | 1 | | | | | | | | | | | |
| 2 Yandy Diaz, R (1, 3) OBP: 0.398, SLG: 0.288 | | | | | | | | | | 4 | 0 | 0 | 0 | 0 | 1 | 1 | | | | | | | | | | | |
| 43 Mike Brosseau, R (1, 5) OBP: 0.243, SLG: 0.324 | | | | | | | | | | 3 | 1 | 1 | 0 | 0 | 1 | 0 | | | | | | | | | | | |
| 44 Kevan Smith, R (8, 2) | | | | | | | | | | 0 | 0 | 0 | 0 | 0 | 0 | 0 | | | | | | | | | | | |
| 10 Mike Zunino, R (1, 2) OBP: 0.290, SLG: 0.540 | | | | | | | | | | 3 | 0 | 1 | 1 | 0 | 1 | 0 | | | | | | | | | | | |
| 18 Joey Wendle, L (8, PR) OBP: 0.349, SLG: 0.475 | | | | | | | | | | 0 | 0 | 0 | 0 | 0 | 0 | 0 | | | | | | | | | | | |
| 39 Kevin Kiermaier, L (1, 8) OBP: 0.289, SLG: 0.290 | | | | | | | | | | 3 | 0 | 0 | 0 | 0 | 2 | 1 | | | | | | | | | | | |
| 1 Willy Adames, R (1, 6) OBP: 0.221, SLG: 0.324 | | | | | | | | | | 3 | 0 | 1 | 0 | 0 | 2 | 0 | | | | | | | | | | | |
| 35 Brett Phillips, L (1, 9) OBP: 0.351, SLG: 0.383 | | | | | | | | | | 2 | 0 | 0 | 0 | 0 | 2 | 0 | | | | | | | | | | | |
| 17 Austin Meadows, L (8, PH) OBP: 0.323, SLG: 0.445 | | | | | | | | | | 1 | 0 | 0 | 0 | 0 | 0 | 2 | | | | | | | | | | | |
| Inning Stats | R: 0 E: 0 K: 1 S: 7 | H: 0 LOB: 0 BB: 0 P: 11 | R: 0 E: 0 K: 1 S: 7 | H: 0 LOB: 0 BB: 0 P: 10 | R: 0 E: 0 K: 3 S: 9 | H: 0 LOB: 0 BB: 0 P: 12 | R: 0 E: 0 K: 0 S: 4 | H: 0 LOB: 0 BB: 0 P: 4 | R: 0 E: 0 K: 1 S: 8 | H: 0 LOB: 0 BB: 0 P: 11 | R: 0 E: 0 K: 2 S: 8 | H: 0 LOB: 0 BB: 0 P: 10 | R: 0 E: 0 K: 1 S: 7 | H: 0 LOB: 1 BB: 1 P: 15 | R: 1 E: 0 K: 1 S: 13 | H: 3 LOB: 2 BB: 0 P: 17 | R: 0 E: 0 K: 2 S: 8 | H: 0 LOB: 0 BB: 0 P: 10 | 1B: 2 2B: 1 3B: 0 HR: 0 | SF: 0 SAC: 0 DP: 0 HBP: 0 | WP: 0 PB: 0 SB: 0 CS: 0 | PA: 31 | | | | | |
| PITCHER | IP | WLS | BF | H | R | ER | SO | BB | IBB | HBP | BLK | WP | HR | S | P | ERA | WHIP | | | | | | | | | | |
| 55 Sean Manaea, L (1, 1) ERA: 3.07 | 7.1 | | 25 | 2 | 1 | 1 | 10 | 1 | 0 | 0 | 0 | 0 | 0 | 57 | 81 | 1.23 | 0.409 | | | | | | | | | | |
| 36 Yusmeiro Petit, R (8, 1) ERA: 0.93 | 1.0 | | 4 | 1 | 0 | 0 | 0 | 0 | 0 | 0 | 0 | 0 | 0 | 7 | 10 | 0.00 | 1.000 | | | | | | | | | | |
| 35 Jake Diekman, L (9, 1) ERA: 1.93 | 0.2 | W | 2 | 0 | 0 | 0 | 2 | 0 | 0 | 0 | 0 | 0 | 0 | 7 | 9 | 0.00 | 0.000 | | | | | | | | | | |


Tampa Bay Rays @ Oakland Athletics
Oakland Coliseum, Oakland, CA
Fri May 07 2021, 6:42 PM - 9:09 PM PDT
Att: 5,058 - Clear - 66 F


AB 30
R 1
H 3
RBI 1
BB 1
SO 12
LOB 8

| Batter | 1 | 2 | 3 | 4 | 5 | 6 | 7 | 8 | 9 | AB | R | H | RBI | BB | SO | LOB | BOTTOM | | | | | | | | | | |
|--|-------------------------------|----------------------------------|-------------------------------|----------------------------------|------------------------------|---------------------------------|-------------------------------|----------------------------------|------------------------------|---------------------------------|------------------------------|---------------------------------|-------------------------------|----------------------------------|-------------------------------|----------------------------------|------------------------------|----------------------------------|----------------------------------|------------------------------------|----------------------------------|--------|--|--|--|--|--|
| 20 Mark Canha, R (1, 8) OBP: 0.390, SLG: 0.420 | | | | | | | | | | 2 | 0 | 1 | 0 | 1 | 0 | 0 | | | | | | | | | | | |
| 22 Ramón Laureano, R (1, 10) OBP: 0.323, SLG: 0.500 | | | | | | | | | | 4 | 0 | 0 | 0 | 0 | 2 | 3 | | | | | | | | | | | |
| 28 Matt Olson, L (1, 3) OBP: 0.336, SLG: 0.538 | | | | | | | | | | 4 | 0 | 0 | 0 | 0 | 2 | 2 | | | | | | | | | | | |
| 12 Sean Murphy, R (1, 2) OBP: 0.343, SLG: 0.402 | | | | | | | | | | 4 | 0 | 0 | 0 | 0 | 1 | 2 | | | | | | | | | | | |
| 26 Matt Chapman, R (1, 5) OBP: 0.309, SLG: 0.391 | | | | | | | | | | 3 | 0 | 0 | 0 | 1 | 0 | 0 | | | | | | | | | | | |
| 8 Jed Lowrie, S (1, 4) OBP: 0.346, SLG: 0.444 | | | | | | | | | | 4 | 1 | 3 | 0 | 0 | 0 | 0 | | | | | | | | | | | |
| 25 Stephen Piscotty, R (1, 9) ERA: 5.17 | | | | | | | | | | 2 | 0 | 0 | 0 | 0 | 1 | 3 | | | | | | | | | | | |
| 15 Seth Brown, L (7, PH) OBP: 0.309, SLG: 0.529 | | | | | | | | | | 2 | 1 | 2 | 2 | 0 | 0 | 0 | | | | | | | | | | | |
| 17 Elvis Andrus, R (1, 6) OBP: 0.197, SLG: 0.176 | | | | | | | | | | 3 | 0 | 1 | 0 | 0 | 0 | 2 | | | | | | | | | | | |
| Tony Kemp, L (1, 7) OBP: 0.358, SLG: 0.214 | | | | | | | | | | 3 | 0 | 0 | 0 | 0 | 2 | 4 | | | | | | | | | | | |
| Inning Stats | R: 0 E: 0 K: 1 S: 10 | H: 0 LOB: 1 BB: 1 P: 16 | R: 0 E: 0 K: 1 S: 13 | H: 1 LOB: 2 BB: 1 P: 21 | R: 0 E: 0 K: 1 S: 5 | H: 0 LOB: 0 BB: 0 P: 7 | R: 0 E: 0 K: 0 S: 13 | H: 1 LOB: 1 BB: 0 P: 18 | R: 0 E: 0 K: 1 S: 8 | H: 0 LOB: 0 BB: 0 P: 9 | R: 0 E: 0 K: 0 S: 6 | H: 0 LOB: 0 BB: 0 P: 8 | R: 1 E: 0 K: 1 S: 11 | H: 3 LOB: 1 BB: 0 P: 14 | R: 0 E: 0 K: 3 S: 12 | H: 1 LOB: 1 BB: 0 P: 19 | R: 1 E: 0 K: 0 S: 8 | H: 1 LOB: 0 BB: 0 P: 15 | 1B: 5 2B: 1 3B: 0 HR: 1 | SF: 0 SAC: 0 DP: 1 HBP: 1 | WP: 1 PB: 0 SB: 1 CS: 1 | PA: 34 | | | | | |
| PITCHER | IP | WLS | BF | H | R | ER | SO | BB | IBB | HBP | BLK | WP | HR | S | P | ERA | WHIP | | | | | | | | | | |
| 14 Rich Hill, L (1, 1) ERA: 5.17 | 6.0 | | 22 | 2 | 0 | 0 | 4 | 2 | 0 | 1 | 0 | 0 | 0 | 55 | 79 | 0.00 | 0.667 | | | | | | | | | | |
| 36 Andrew Kittredge, R (7, 1) ERA: 1.84 | 1.0 | | 5 | 3 | 1 | 1 | 1 | 0 | 0 | 0 | 0 | 0 | 0 | 11 | 14 | 9.00 | 3.000 | | | | | | | | | | |
| 29 Pete Fairbanks, R (8, 1) ERA: 2.45 | 1.0 | | 4 | 1 | 0 | 0 | 3 | 0 | 0 | 0 | 0 | 1 | 0 | 12 | 19 | 0.00 | 1.000 | | | | | | | | | | |
| 59 Jeffrey Springs, L (9, 1) ERA: 2.45 | 0.2 | L | 3 | 1 | 1 | 1 | 0 | 0 | 0 | 0 | 0 | 0 | 1 | 8 | 15 | 13.50 | 1.500 | | | | | | | | | | |

Tampa Bay Rays @ Oakland Athletics
Oakland Coliseum, Oakland, CA
Fri May 07 2021, 6:42 PM - 9:09 PM PDT
Att: 5,058 - Clear - 66 F

AB 31
R 2
H 7
RBI 2
BB 2
SO 8
LOB 16

| Batter | 1 | 2 | 3 | 4 | 5 | 6 | 7 | 8 | 9 | AB | R | H | RBI | BB | SO | LOB | TOP | | | | | |
|--|---|----------------------------------|--------------------------------------|----------------------------------|---------------------------------------|----------------------------------|--------------------------------------|----------------------------------|--------------------------------------|----------------------------------|---------------------------------------|----------------------------------|---------------------------------------|----------------------------------|---------------------------------------|----------------------------------|---|----------------------------------|----------------------------------|------------------------------------|----------------------------------|--------|
| 56 Randy Arozarena, R (1, 7) OBP: 0.358, SLG: 0.385 | L4 | | 1B | | K | | 1B | | HBP | 4 | 0 | 2 | 0 | 0 | 1 | 1 | Tampa Bay Rays @ Oakland Athletics Oakland Coliseum, Oakland, CA Sat May 08 2021, 1:10 PM - 4:21 PM PDT Att: 7,707 - Sunny - 81 F | | | | | |
| 17 Austin Meadows, L (1, 10) OBP: 0.326, SLG: 0.447 | K | | K | | | 2B | K | | BB | 4 | 1 | 1 | 0 | 1 | 3 | 2 | | | | | | |
| 2 Yandy Diaz, R (1, 5) OBP: 0.398, SLG: 0.287 | BB | | | | F8 | F9 | | | F9 | 4 | 1 | 1 | 0 | 1 | 0 | 4 | | | | | | |
| 8 Brandon Lowe, L (1, 4) OBP: 0.291, SLG: 0.381 | G4-3 | | | | F7 | HR | | | 1B | 5 | 1 | 2 | 2 | 0 | 1 | 4 | | | | | | |
| 18 Joey Wendle, L (1, 6) OBP: 0.342, SLG: 0.462 | L7 | | | | E3 | | | | G6-3 | 5 | 0 | 1 | 0 | 0 | 1 | 5 | | | | | | |
| 39 Kevin Kiermaier, L (1, 8) OBP: 0.295, SLG: 0.250 | | | | | | | | | | | | | | | | | | | | | | |
| 13 Manuel Margot, R (8, PH) OBP: 0.283, SLG: 0.381 | | | | | F9 | | | | | | | | | | | | | | | | | |
| 10 Mike Zunino, R (1, 2) OBP: 0.288, SLG: 0.522 | | | | | | F8 | | | | | | | | | | | | | | | | |
| 25 Yoshi Tsutsugo, L (1, 3) OBP: 0.244, SLG: 0.218 | | | | | | | | | | | | | | | | | | | | | | |
| 43 Mike Brosseau, R (8, PH) OBP: 0.240, SLG: 0.319 | | | | | | | | | | | | | | | | | | | | | | |
| 35 Brett Phillips, L (1, 9) OBP: 0.344, SLG: 0.373 | | | | | | FC4-5 | | | 1B | | | | | | | | | | | | | |
| | | | | | | | | | | | | | | | | |  | | | | | |
| Inning Stats | R: 0 H: 0 E: 0 K: 1 S: 7 | H: 0 LOB: 1 BB: 1 P: 14 | R: 0 H: 0 E: 0 K: 1 S: 9 | H: 0 LOB: 0 BB: 1 P: 15 | R: 0 H: 1 E: 0 K: 3 S: 15 | H: 1 LOB: 1 BB: 0 P: 21 | R: 0 H: 0 E: 1 K: 0 S: 9 | H: 0 LOB: 1 BB: 0 P: 13 | R: 0 H: 1 E: 0 K: 1 S: 9 | H: 1 LOB: 1 BB: 0 P: 12 | R: 2 H: 3 E: 0 K: 1 S: 14 | H: 3 LOB: 1 BB: 0 P: 18 | R: 0 H: 1 E: 0 K: 3 S: 12 | H: 1 LOB: 2 BB: 0 P: 15 | R: 1 H: 3 E: 0 K: 2 S: 18 | H: 3 LOB: 2 BB: 0 P: 27 | R: 0 H: 1 E: 0 K: 1 S: 10 | H: 1 LOB: 3 BB: 1 P: 20 | 1B: 8 2B: 1 3B: 0 HR: 1 | SF: 0 SAC: 0 DP: 0 HBP: 1 | WP: 0 PB: 0 SB: 1 CS: 1 | PA: 42 |
| PITCHER | IP WLS BF H R ER SO BB IBB HBP BLK WP HR S P ERA WHIP | | | | | | | | | | | | | | | | | | | | | |
| 47 Frankie Montas, R (1, 1) ERA: 5.5 | 5.1 W 23 5 2 2 6 2 0 0 0 0 0 1 59 88 3.38 1.312 | | | | | | | | | | | | | | | | | | | | | |
| 36 Yusmeiro Petit, R (6, 1) ERA: 0.97 | 1.1 H 5 1 0 0 3 0 0 0 0 0 0 0 13 16 0.00 0.750 | | | | | | | | | | | | | | | | | | | | | |
| 35 Jake Diekman, L (7, 1) ERA: 2.4 | 1.0 H 6 3 1 1 2 0 0 0 0 0 0 0 17 25 9.00 3.000 | | | | | | | | | | | | | | | | | | | | | |
| 62 Lou Trivino, R (8, 1) ERA: 3.86 | 1.1 S 7 1 0 0 2 1 0 1 0 0 0 0 14 26 0.00 1.500 | | | | | | | | | | | | | | | | | | | | | |

| Batter | 1 | 2 | 3 | 4 | 5 | 6 | 7 | 8 | 9 | AB | R | H | RBI | BB | SO | LOB | BOTTOM | |
|--|---|----------------------------------|---------------------------------------|----------------------------------|---------------------------------------|----------------------------------|--------------------------------------|----------------------------------|---------------------------------------|----------------------------------|---------------------------------------|----------------------------------|---------------------------------------|----------------------------------|----------------------------------|------------------------------------|---|--------|
| 20 Mark Canha, R (1, 7) OBP: 0.391, SLG: 0.410 | 15 HR | | K | | | | | | G5-3 | 3 | 1 | 0 | 0 | 2 | 2 | 1 | Tampa Bay Rays @ Oakland Athletics Oakland Coliseum, Oakland, CA Sat May 08 2021, 1:10 PM - 4:21 PM PDT Att: 7,707 - Sunny - 81 F | |
| 15 Seth Brown, L (1, 9) OBP: 0.322, SLG: 0.582 | HR | | K | | K | | | | | 4 | 1 | 2 | 3 | 0 | 2 | 0 | | |
| 22 Ramón Laureano, R (1, 8) OBP: 0.321, SLG: 0.488 | K | | F8 | | | | | | | 3 | 0 | 0 | 0 | 1 | 2 | 0 | | |
| 28 Matt Olson, L (1, 3) OBP: 0.342, SLG: 0.528 | BB | | | | | | | | | 2 | 0 | 0 | 0 | 2 | 0 | 3 | | |
| 26 Matt Chapman, R (1, 5) OBP: 0.307, SLG: 0.381 | | | F9 | | | | | | | 3 | 0 | 0 | 0 | 1 | 2 | 2 | | |
| 18 Mitch Moreland, L (1, 10) OBP: 0.291, SLG: 0.400 | F8 | | | | G4-3 | | | | G3-1 | 4 | 0 | 0 | 0 | 0 | 2 | | | |
| Tony Kemp, L (1, 4) OBP: 0.368, SLG: 0.261 | | | K | | K | | | | | 4 | 2 | 2 | 0 | 0 | 2 | 0 | | |
| 30 Austin Allen, L (1, 2) OBP: 0.167, SLG: 0.667 | | | | | K2-3 | | | | | 2 | 1 | 1 | 1 | 0 | 1 | 0 | | |
| 12 Sean Murphy, R (7, PH) OBP: 0.337, SLG: 0.393 | | | HR | | | | | | | 2 | 1 | 0 | 0 | 0 | 0 | 1 | | |
| 39 Vimalael Machin, L (1, 6) OBP: 0.143, SLG: 0.053 | | | | | | | | | | 2 | 0 | 0 | 0 | 0 | 1 | 0 | | |
| 17 Elvis Andrus, R (7, PH) OBP: 0.202, SLG: 0.191 | | | K | | G1-3 | | | | | 2 | 0 | 1 | 1 | 0 | 0 | 1 | | |
| | | | | | | | | | | | | | | | | |  | |
| Inning Stats | R: 2 H: 1 E: 0 K: 2 S: 16 | H: 1 LOB: 2 BB: 2 P: 30 | R: 1 H: 1 E: 0 K: 3 S: 10 | H: 1 LOB: 0 BB: 0 P: 12 | R: 0 H: 0 E: 0 K: 1 S: 11 | H: 0 LOB: 1 BB: 1 P: 19 | R: 0 H: 0 E: 0 K: 2 S: 9 | H: 0 LOB: 0 BB: 0 P: 12 | R: 0 H: 0 E: 0 K: 1 S: 11 | H: 0 LOB: 1 BB: 1 P: 20 | R: 1 H: 2 E: 0 K: 0 S: 13 | H: 2 LOB: 3 BB: 2 P: 27 | R: 2 H: 2 E: 1 K: 1 S: 15 | H: 2 LOB: 1 BB: 0 P: 19 | 1B: 2 2B: 2 3B: 0 HR: 2 | SF: 0 SAC: 0 DP: 0 HBP: 0 | WP: 0 PB: 0 SB: 1 CS: 0 | PA: 37 |
| PITCHER | IP WLS BF H R ER SO BB IBB HBP BLK WP HR S P ERA WHIP | | | | | | | | | | | | | | | | | |
| 20 Tyler Glasnow, R (1, 1) ERA: 2.39 | 5.2 L 23 2 3 3 10 4 0 0 0 0 0 0 2 64 101 4.76 1.059 | | | | | | | | | | | | | | | | | |
| 21 Cody Reed, L (6, 1) ERA: 5.14 | 0.2 3 1 1 1 0 0 0 0 0 0 0 0 6 9 13.50 1.500 | | | | | | | | | | | | | | | | | |
| 60 Hunter Strickland, R (7, 1) ERA: 1.29 | 1.1 8 2 1 0 1 2 0 0 0 0 0 0 18 33 0.00 3.000 | | | | | | | | | | | | | | | | | |
| 81 Ryan Thompson, R (8, 1) ERA: 2.35 | 0.1 3 1 1 0 0 0 0 0 0 0 0 0 6 8 0.00 3.000 | | | | | | | | | | | | | | | | | |

| Batter | 1 | 2 | 3 | 4 | 5 | 6 | 7 | 8 | 9 | AB | R | H | RBI | BB | SO | LOB | TOP | | | | | | | | | | |
|--|------------------------------|---------------------------------|------------------------------|----------------------------------|------------------------------|----------------------------------|------------------------------|----------------------------------|-------------------------------|----------------------------------|-------------------------------|----------------------------------|-------------------------------|----------------------------------|------------------------------|----------------------------------|---|----------------------------------|----------------------------------|------------------------------------|----------------------------------|--------|--|--|--|--|--|
| 56 Randy Arozarena, R (1.10) OBP: 0.362, SLG: 0.383 | | | | | | | | | | 3 | 0 | 1 | 0 | 1 | 1 | 0 | Tampa Bay Rays @ Oakland Athletics Oakland Coliseum, Oakland, CA Sun May 09, 2021, 1:07 PM - 3:47 PM PDT Att: 6,911 - Partly Cloudy - 75 F | | | | | | | | | | |
| 13 Manuel Margot, R (1.9) OBP: 0.274, SLG: 0.367 | | | | | | | | | | 4 | 0 | 0 | 0 | 0 | 2 | | | | | | | | | | | | |
| 17 Austin Meadows, L (1.7) OBP: 0.317, SLG: 0.432 | | | | | | | | | | 4 | 0 | 0 | 0 | 2 | 1 | | | | | | | | | | | | |
| 2 Yandy Diaz, R (1.3) OBP: 0.387, SLG: 0.277 | | | | | | | | | | 4 | 0 | 0 | 0 | 0 | 1 | | | | | | | | | | | | |
| 43 Mike Brosseau, R (1.4) OBP: 0.241, SLG: 0.356 | | | | | | | | | | 4 | 2 | 1 | 1 | 0 | 1 | 0 | | | | | | | | | | | |
| 18 Joey Wendle, L (1.5) OBP: 0.276, SLG: 0.463 | | | | | | | | | | 4 | 1 | 1 | 0 | 0 | 0 | 0 | | | | | | | | | | | |
| 10 Mike Zunino, R (1.2) OBP: 0.276, SLG: 0.500 | | | | | | | | | | 3 | 0 | 0 | 0 | 2 | 2 | | | | | | | | | | | | |
| 1 Willy Adames, R (1.6) OBP: 0.224, SLG: 0.351 | | | | | | | | | | 3 | 1 | 1 | 3 | 0 | 1 | 0 | | | | | | | | | | | |
| 35 Brett Phillips, L (1.8) OBP: 0.328, SLG: 0.352 | | | | | | | | | | 3 | 0 | 0 | 0 | 0 | 1 | 0 | | | | | | | | | | | |
| Inning Stats | R: 0 E: 0 K: 0 S: 6 | H: 1 LOB: 1 BB: 0 P: 9 | R: 0 E: 0 K: 2 S: 8 | H: 0 LOB: 0 BB: 0 P: 13 | R: 0 E: 0 K: 0 S: 7 | H: 0 LOB: 0 BB: 0 P: 10 | R: 0 E: 0 K: 0 S: 8 | H: 0 LOB: 0 BB: 0 P: 12 | R: 3 E: 1 K: 0 S: 12 | H: 2 LOB: 1 BB: 1 P: 21 | R: 1 E: 0 K: 1 S: 12 | H: 1 LOB: 0 BB: 0 P: 17 | R: 0 E: 0 K: 3 S: 10 | H: 0 LOB: 0 BB: 0 P: 15 | R: 0 E: 0 K: 2 S: 8 | H: 0 LOB: 0 BB: 0 P: 12 | R: 0 E: 0 K: 0 S: 7 | H: 0 LOB: 0 BB: 0 P: 11 | 1B: 1 2B: 1 3B: 0 HR: 2 | SF: 0 SAC: 0 DP: 0 HBP: 0 | WP: 0 PB: 0 SB: 0 CS: 0 | PA: 33 | | | | | |
| PITCHER | IP | WLS | BF | H | R | ER | SO | BB | IBB | HBP | BLK | WP | HR | S | P | ERA | WHIP | | | | | | | | | | |
| 19 Cole Irvin, L (1.1) ERA: 3.29 | 6.0 | L | 24 | 4 | 4 | 3 | 3 | 1 | 0 | 0 | 0 | 0 | 2 | 53 | 82 | 4.50 | 0.833 | | | | | | | | | | |
| 54 Sergio Romo, R (7.1) ERA: 7.3 | 1.0 | | 3 | 0 | 0 | 0 | 3 | 0 | 0 | 0 | 0 | 0 | 0 | 10 | 15 | 0.00 | 0.000 | | | | | | | | | | |
| 46 Burch Smith, R (8.1) ERA: 1.8 | 2.0 | | 6 | 0 | 0 | 0 | 2 | 0 | 0 | 0 | 0 | 0 | 0 | 15 | 23 | 0.00 | 0.000 | | | | | | | | | | |

| | |
|-----|----|
| AB | 32 |
| R | 4 |
| H | 4 |
| RBI | 4 |
| BB | 1 |
| SO | 8 |
| LOB | 6 |



| Batter | 1 | 2 | 3 | 4 | 5 | 6 | 7 | 8 | 9 | AB | R | H | RBI | BB | SO | LOB | BOTTOM | | | | | | | | | | |
|---|-------------------------------|----------------------------------|------------------------------|----------------------------------|------------------------------|----------------------------------|-------------------------------|----------------------------------|-------------------------------|----------------------------------|-------------------------------|----------------------------------|------------------------------|----------------------------------|-------------------------------|----------------------------------|---|----------------------------------|----------------------------------|------------------------------------|----------------------------------|--------|--|--|--|--|--|
| 20 Mark Canha, R (1.8) OBP: 0.381, SLG: 0.397 | | | | | | | | | | 4 | 0 | 0 | 0 | 0 | 1 | | Tampa Bay Rays @ Oakland Athletics Oakland Coliseum, Oakland, CA Sun May 09, 2021, 1:07 PM - 3:47 PM PDT Att: 6,911 - Partly Cloudy - 75 F | | | | | | | | | | |
| 8 Jed Lowrie, S (1.4) OBP: 0.346, SLG: 0.433 | | | | | | | | | | 3 | 0 | 0 | 0 | 1 | 3 | 0 | | | | | | | | | | | |
| 28 Matt Olson, L (1.3) OBP: 0.347, SLG: 0.523 | | | | | | | | | | 3 | 0 | 1 | 0 | 1 | 1 | 0 | | | | | | | | | | | |
| 12 Sean Murphy, R (1.2) OBP: 0.324, SLG: 0.375 | | | | | | | | | | 4 | 0 | 0 | 0 | 2 | 3 | | | | | | | | | | | | |
| 26 Matt Chapman, R (1.5) OBP: 0.319, SLG: 0.393 | | | | | | | | | | 4 | 1 | 3 | 0 | 0 | 2 | | | | | | | | | | | | |
| 15 Seth Brown, L (1.7) OBP: 0.317, SLG: 0.552 | | | | | | | | | | 3 | 1 | 0 | 0 | 1 | 1 | 1 | | | | | | | | | | | |
| 25 Stephen Piscotty, R (1.9) OBP: 0.286, SLG: 0.366 | | | | | | | | | | 4 | 1 | 1 | 1 | 0 | 1 | 0 | | | | | | | | | | | |
| 18 Mitch Moreland, L (1.10) Tony Kemp, L (9, PR) OBP: 0.300, SLG: 0.397 OBP: 0.388, SLG: 0.261 | | | | | | | | | | 3 | 0 | 1 | 2 | 1 | 1 | 0 | | | | | | | | | | | |
| 17 Elvis Andrus, R (1.6) OBP: 0.203, SLG: 0.211 | | | | | | | | | | 4 | 0 | 1 | 0 | 0 | 1 | 2 | | | | | | | | | | | |
| Inning Stats | R: 0 E: 0 K: 0 S: 14 | H: 1 LOB: 2 BB: 1 P: 25 | R: 0 E: 0 K: 2 S: 9 | H: 0 LOB: 0 BB: 0 P: 13 | R: 0 E: 0 K: 2 S: 8 | H: 0 LOB: 0 BB: 0 P: 10 | R: 3 E: 0 K: 1 S: 19 | H: 3 LOB: 1 BB: 1 P: 32 | R: 0 E: 0 K: 2 S: 11 | H: 0 LOB: 0 BB: 0 P: 15 | R: 0 E: 0 K: 0 S: 12 | H: 1 LOB: 0 BB: 0 P: 16 | R: 0 E: 0 K: 0 S: 9 | H: 1 LOB: 1 BB: 0 P: 14 | R: 0 E: 0 K: 2 S: 10 | H: 1 LOB: 2 BB: 1 P: 17 | R: 0 E: 0 K: 1 S: 8 | H: 0 LOB: 1 BB: 1 P: 15 | 1B: 6 2B: 0 3B: 1 HR: 0 | SF: 0 SAC: 0 DP: 1 HBP: 0 | WP: 1 PB: 0 SB: 0 CS: 0 | PA: 36 | | | | | |
| PITCHER | IP | WLS | BF | H | R | ER | SO | BB | IBB | HBP | BLK | WP | HR | S | P | ERA | WHIP | | | | | | | | | | |
| 62 Shane Bieber, L (1.1) ERA: 3.75 | 4.0 | | 18 | 4 | 3 | 3 | 5 | 2 | 0 | 0 | 0 | 1 | 0 | 50 | 80 | 6.75 | 1.500 | | | | | | | | | | |
| 59 Jeffrey Springs, L (5.1) ERA: 2.3 | 1.0 | W | 3 | 0 | 0 | 0 | 2 | 0 | 0 | 0 | 0 | 0 | 0 | 11 | 15 | 0.00 | 0.000 | | | | | | | | | | |
| 81 Ryan Thompson, R (6.1) ERA: 2.16 | 1.1 | H | 4 | 1 | 0 | 0 | 0 | 0 | 0 | 0 | 0 | 0 | 0 | 15 | 20 | 0.00 | 0.750 | | | | | | | | | | |
| 29 Pete Fairbanks, R (7.1) ERA: 1.93 | 1.0 | H | 5 | 1 | 0 | 0 | 1 | 1 | 0 | 0 | 0 | 0 | 0 | 11 | 20 | 0.00 | 2.000 | | | | | | | | | | |
| 36 Andrew Kittredge, R (8.1) ERA: 1.86 | 1.2 | S | 7 | 1 | 0 | 0 | 2 | 1 | 0 | 0 | 0 | 0 | 0 | 13 | 22 | 0.00 | 1.200 | | | | | | | | | | |

| | |
|-----|----|
| AB | 32 |
| R | 3 |
| H | 7 |
| RBI | 3 |
| BB | 4 |
| SO | 10 |
| LOB | 9 |



| Batter | 1 | 2 | 3 | 4 | 5 | 6 | 7 | 8 | 9 | AB | R | H | RBI | BB | SO | LOB | TOP | | | | | | | | | | |
|--|---------------------------------------|----------------------------------|--------------------------------------|----------------------------------|--------------------------------------|----------------------------------|--------------------------------------|---------------------------------|--------------------------------------|----------------------------------|--------------------------------------|----------------------------------|---------------------------------------|----------------------------------|---------------------------------------|----------------------------------|--|----------------------------------|----------------------------------|------------------------------------|-------------------------|--------|--|--|--|--|--|
| 26 DJ LeMahieu, R OBP: 0.371, SLG: 0.386 (1, 4) | G3 | | 1B | | | | | | | 4 | 1 | 1 | 0 | 0 | 0 | 2 | New York Yankees @ Tampa Bay Rays Tropicana Field, St. Petersburg, FL Tue May 11 2021, 7:10 PM - 10:00 PM EDT Att. 5,441 - Dome - 72 F | | | | | | | | | | |
| 27 Giancarlo Stanton, R OBP: 0.360, SLG: 0.561 (1, 10) | F7 | | BB | | | | | | | 3 | 0 | 1 | 0 | 1 | 0 | 0 | | | | | | | | | | | |
| 99 Aaron Judge, R OBP: 0.356, SLG: 0.500 (1, 9) | HR | | | | | | | | | 4 | 1 | 2 | 1 | 0 | 0 | 1 | | | | | | | | | | | |
| 29 Gio Urshela, R OBP: 0.339, SLG: 0.448 (1, 5) | 1B | | | | | | | | | 4 | 0 | 1 | 0 | 0 | 0 | 3 | | | | | | | | | | | |
| 59 Luke Voit, R (1, 3) | | | | | | | | | | 3 | 0 | 0 | 0 | 0 | 1 | 3 | | | | | | | | | | | |
| 14 Tyler Wade, L OBP: 0.333, SLG: 0.200 (8, 4) | K | | | | | | | | | 0 | 0 | 0 | 0 | 0 | 0 | 0 | | | | | | | | | | | |
| 25 Gleyber Torres, R OBP: 0.326, SLG: 0.298 (1, 6) | L8 | | | | | | | | | 4 | 0 | 0 | 0 | 0 | 3 | 1 | | | | | | | | | | | |
| 24 Gary Sánchez, R OBP: 0.333, SLG: 0.356 (1, 2) | K | | | | | | | | | 4 | 1 | 1 | 1 | 0 | 2 | 1 | | | | | | | | | | | |
| 77 Clint Frazier, R OBP: 0.288, SLG: 0.299 (1, 7) | P5 | | | | | | | | | 3 | 0 | 1 | 0 | 1 | 0 | 0 | | | | | | | | | | | |
| 11 Brett Gardner, L OBP: 0.284, SLG: 0.238 (1, 8) | G6-3 | | | | | | | | | 3 | 0 | 0 | 0 | 0 | 0 | 1 | | | | | | | | | | | |
| Inning Stats | R: 1 H: 2 E: 0 K: 1 S: 15 | H: 2 LOB: 1 BB: 0 P: 25 | R: 0 H: 0 E: 0 K: 1 S: 6 | H: 0 LOB: 0 BB: 0 P: 10 | R: 1 H: 1 E: 0 K: 0 S: 9 | H: 1 LOB: 1 BB: 1 P: 21 | R: 0 H: 0 E: 0 K: 1 S: 5 | H: 0 LOB: 0 BB: 0 P: 9 | R: 0 H: 0 E: 0 K: 0 S: 9 | H: 0 LOB: 0 BB: 0 P: 13 | R: 0 H: 0 E: 0 K: 0 S: 6 | H: 0 LOB: 0 BB: 0 P: 12 | R: 1 H: 1 E: 0 K: 1 S: 12 | H: 1 LOB: 2 BB: 1 P: 24 | R: 0 H: 2 E: 0 K: 0 S: 10 | H: 2 LOB: 1 BB: 0 P: 14 | R: 0 H: 1 E: 0 K: 2 S: 13 | H: 1 LOB: 1 BB: 0 P: 19 | 1B: 3 2B: 2 3B: 0 HR: 2 | SF: 0 SAC: 0 DP: 2 HBP: 2 | WP: 0 PB: 2 CS: 0 | PA: 36 | | | | | |
| PITCHER | IP | WLS | BF | H | R | ER | SO | BB | IBB | HBP | BLK | WP | HR | S | P | ERA | WHIP | | | | | | | | | | |
| 61 Luis Patiño, R ERA: 1.54 (1, 1) | 4.0 | L | 16 | 3 | 2 | 1 | 3 | 1 | 0 | 1 | 0 | 0 | 1 | 35 | 65 | 2.25 | 1.000 | | | | | | | | | | |
| 19 Josh Fleming, L ERA: 2.73 (5, 1) | 4.0 | | 16 | 3 | 1 | 1 | 1 | 1 | 0 | 1 | 0 | 0 | 1 | 37 | 63 | 2.25 | 1.000 | | | | | | | | | | |
| 60 Hunter Strickland, R ERA: 1.2 (9, 1) | 1.0 | | 4 | 1 | 0 | 0 | 2 | 0 | 0 | 0 | 0 | 0 | 0 | 13 | 19 | 0.00 | 1.000 | | | | | | | | | | |

| Batter | 1 | 2 | 3 | 4 | 5 | 6 | 7 | 8 | 9 | AB | R | H | RBI | BB | SO | LOB | BOTTOM | | | | | | | | | | |
|--|--------------------------------------|----------------------------------|--------------------------------------|----------------------------------|---------------------------------------|----------------------------------|---------------------------------------|----------------------------------|--------------------------------------|----------------------------------|--------------------------------------|----------------------------------|---------------------------------------|----------------------------------|---------------------------------------|----------------------------------|--|----------------------------------|----------------------------------|------------------------------------|-------------------------|--------|--|--|--|--|--|
| 56 Randy Arozarena, R OBP: 0.352, SLG: 0.371 (1, 7) | P5 | | K | | | | | | | 4 | 0 | 0 | 0 | 0 | 1 | 1 | New York Yankees @ Tampa Bay Rays Tropicana Field, St. Petersburg, FL Tue May 11 2021, 7:10 PM - 10:00 PM EDT Att. 5,441 - Dome - 72 F | | | | | | | | | | |
| 13 Manuel Margot, R OBP: 0.273, SLG: 0.372 (1, 9) | G6-3 | | | | | | | | | 4 | 0 | 1 | 0 | 0 | 0 | 1 | | | | | | | | | | | |
| 17 Austin Meadows, L OBP: 0.308, SLG: 0.418 (1, 10) | K | | | | | | | | | 4 | 0 | 0 | 0 | 0 | 2 | 1 | | | | | | | | | | | |
| 2 Yandy Diaz, R OBP: 0.390, SLG: 0.272 (1, 3) | P4 | | | | | | | | | 2 | 0 | 0 | 0 | 2 | 0 | 0 | | | | | | | | | | | |
| 43 Mike Brosseau, R OBP: 0.235, SLG: 0.347 (1, 4) | K | | | | | | | | | 2 | 0 | 0 | 0 | 0 | 2 | 2 | | | | | | | | | | | |
| 18 Joey Wendle, L OBP: 0.336, SLG: 0.459 (7, PH) (8, 5) | K | | | | | | | | | 1 | 0 | 0 | 0 | 0 | 0 | 0 | | | | | | | | | | | |
| 44 Kevan Smith, R (8, PH) | | | | | | | | | | 1 | 0 | 0 | 0 | 0 | 0 | 1 | | | | | | | | | | | |
| 37 Kevin Padlo, R (1, 5) | K | | | | | | | | | 2 | 0 | 0 | 0 | 0 | 1 | 2 | | | | | | | | | | | |
| 8 Brandon Lowe, L OBP: 0.294, SLG: 0.378 (7, PH) (8, 4) | K | | | | | | | | | 1 | 0 | 0 | 0 | 1 | 1 | 1 | | | | | | | | | | | |
| 10 Mike Zunino, R OBP: 0.278, SLG: 0.534 (1, 2) | HR | | | | | | | | | 3 | 1 | 1 | 1 | 0 | 1 | 1 | | | | | | | | | | | |
| 1 Willy Adames, R OBP: 0.218, SLG: 0.342 (1, 6) | K | | | | | | | | | 3 | 0 | 0 | 0 | 0 | 2 | 0 | | | | | | | | | | | |
| 35 Brett Phillips, L OBP: 0.328, SLG: 0.351 (1, 8) | K | | | | | | | | | 3 | 0 | 1 | 0 | 0 | 1 | 0 | | | | | | | | | | | |
| Inning Stats | R: 0 H: 0 E: 0 K: 1 S: 9 | H: 0 LOB: 0 BB: 0 P: 13 | R: 0 H: 0 E: 0 K: 2 S: 8 | H: 0 LOB: 0 BB: 0 P: 11 | R: 1 H: 1 E: 0 K: 3 S: 14 | H: 1 LOB: 0 BB: 0 P: 22 | R: 0 H: 1 E: 0 K: 2 S: 10 | H: 1 LOB: 2 BB: 1 P: 17 | R: 0 H: 0 E: 0 K: 1 S: 8 | H: 0 LOB: 0 BB: 0 P: 11 | R: 0 H: 0 E: 0 K: 0 S: 7 | H: 0 LOB: 0 BB: 0 P: 11 | R: 0 H: 0 E: 0 K: 1 S: 11 | H: 0 LOB: 1 BB: 1 P: 20 | R: 0 H: 1 E: 0 K: 0 S: 11 | H: 1 LOB: 0 BB: 0 P: 14 | R: 0 H: 0 E: 1 K: 1 S: 10 | H: 0 LOB: 1 BB: 1 P: 17 | 1B: 1 2B: 1 3B: 0 HR: 1 | SF: 0 SAC: 0 DP: 0 HBP: 0 | WP: 1 PB: 0 CS: 0 | PA: 33 | | | | | |
| PITCHER | IP | WLS | BF | H | R | ER | SO | BB | IBB | HBP | BLK | WP | HR | S | P | ERA | WHIP | | | | | | | | | | |
| 47 Jordan Montgomery, L ERA: 3.98 (1, 1) | 6.0 | W | 21 | 2 | 1 | 1 | 9 | 1 | 0 | 0 | 0 | 0 | 1 | 56 | 85 | 1.50 | 0.500 | | | | | | | | | | |
| 43 Jonathan Loáisiga, R ERA: 2.61 (7, 1) | 2.0 | H | 8 | 1 | 0 | 0 | 1 | 1 | 0 | 0 | 0 | 1 | 0 | 22 | 34 | 0.00 | 1.000 | | | | | | | | | | |
| 54 Aroldis Chapman, L ERA: (9, 1) | 1.0 | S | 4 | 0 | 0 | 0 | 1 | 1 | 0 | 0 | 0 | 0 | 0 | 10 | 17 | 0.00 | 1.000 | | | | | | | | | | |

| Batter | 1 | 2 | 3 | 4 | 5 | 6 | 7 | 8 | 9 | AB | R | H | RBI | BB | SO | LOB | TOP | | | | | | | | | | |
|---|---------------------------------------|----------------------------------|--------------------------------------|----------------------------------|--------------------------------------|----------------------------------|---------------------------------------|----------------------------------|---------------------------------------|----------------------------------|--------------------------------------|----------------------------------|---------------------------------------|----------------------------------|--------------------------------------|----------------------------------|---|----------------------------------|----------------------------------|------------------------------------|-------------------------|--------|--|--|--|--|--|
| 26 DJ LeMahieu, R OBP: 0.361, SLG: 0.375 | F9 | | | L6 | | K | | F9 | | 4 | 0 | 0 | 0 | 0 | 1 | 1 | New York Yankees @ Tampa Bay Rays Tropicana Field, St. Petersburg, FL Wed May 12 2021, 7:10 PM - 9:46 PM EDT Att: 5,668 - Dome - 72 F | | | | | | | | | | |
| 27 Giancarlo Stanton, R OBP: 0.350, SLG: 0.543 | K | | | K | | K | | CS | L9 | 4 | 0 | 0 | 0 | 0 | 3 | 0 | | | | | | | | | | | |
| 99 Aaron Judge, R OBP: 0.368, SLG: 0.508 | G6-3 | | | 2B | | | | | 1B | 4 | 1 | 3 | 0 | 0 | 0 | 0 | | | | | | | | | | | |
| 29 Gio Urshela, R OBP: 0.345, SLG: 0.459 | | K | | | | | | | 1B | 4 | 0 | 2 | 0 | 0 | 1 | 1 | | | | | | | | | | | |
| 59 Luke Voit, R OBP: 0.345, SLG: 0.459 | | | | | | | | | 1B | 3 | 0 | 0 | 0 | 1 | 1 | 5 | | | | | | | | | | | |
| 31 Aaron Hicks, S OBP: 0.294, SLG: 0.333 | | | | | | | | | 1B | 2 | 0 | 0 | 1 | 0 | 1 | 1 | | | | | | | | | | | |
| 77 Clint Frazier, R OBP: 0.283, SLG: 0.292 | | | | | | | | | | 2 | 0 | 0 | 0 | 0 | 1 | 0 | | | | | | | | | | | |
| 11 Brett Gardner, L OBP: 0.280, SLG: 0.234 | | | | | | | | | | 1 | 0 | 0 | 0 | 0 | 0 | 1 | | | | | | | | | | | |
| 66 Kyle Higashioka, R OBP: 0.309, SLG: 0.583 | | | | | | | | | | 3 | 0 | 0 | 0 | 0 | 1 | 0 | | | | | | | | | | | |
| 14 Tyler Wade, L OBP: 0.333, SLG: 0.231 | | | | | | | | | | 3 | 0 | 1 | 0 | 0 | 1 | 0 | | | | | | | | | | | |
| Inning Stats | R: 0 H: 0 E: 0 K: 1 S: 8 | H: 0 LOB: 0 BB: 0 P: 12 | R: 0 H: 0 E: 0 K: 1 S: 8 | H: 0 LOB: 0 BB: 1 P: 17 | R: 0 H: 0 E: 0 K: 1 S: 9 | H: 0 LOB: 0 BB: 0 P: 15 | R: 0 H: 2 E: 0 K: 1 S: 12 | H: 2 LOB: 2 BB: 0 P: 19 | R: 0 H: 0 E: 0 K: 2 S: 9 | H: 0 LOB: 0 BB: 0 P: 17 | R: 0 H: 0 E: 0 K: 2 S: 8 | H: 0 LOB: 0 BB: 0 P: 12 | R: 1 H: 2 E: 0 K: 0 S: 11 | H: 2 LOB: 1 BB: 0 P: 13 | R: 0 H: 1 E: 0 K: 1 S: 8 | H: 1 LOB: 0 BB: 0 P: 12 | R: 0 H: 1 E: 0 K: 1 S: 12 | H: 1 LOB: 0 BB: 0 P: 21 | 1B: 5 2B: 1 3B: 0 HR: 0 | SF: 1 SAC: 0 DP: 1 HBP: 0 | WP: 0 PB: 0 CS: 1 | PA: 33 | | | | | |
| PITCHER | IP | WLS | BF | H | R | ER | SO | BB | IBB | HBP | BLK | WP | HR | S | P | ERA | WHIP | | | | | | | | | | |
| 31 Collin McHugh, R ERA: 5.79 | 2.0 | | 6 | 0 | 0 | 0 | 2 | 1 | 0 | 0 | 0 | 0 | 0 | 16 | 29 | 0.00 | 0.500 | | | | | | | | | | |
| 48 Ryan Yarbrough, L ERA: 4.2 | 3.1 | | 12 | 2 | 0 | 4 | 0 | 0 | 0 | 0 | 0 | 0 | 0 | 32 | 56 | 0.00 | 0.600 | | | | | | | | | | |
| 81 Ryan Thompson, R ERA: 2.55 | 1.0 | L | 5 | 2 | 1 | 1 | 2 | 0 | 0 | 0 | 0 | 0 | 0 | 12 | 14 | 9.00 | 2.000 | | | | | | | | | | |
| 59 Jeffrey Springs, L ERA: 2.16 | 1.0 | | 4 | 1 | 0 | 0 | 1 | 0 | 0 | 0 | 0 | 0 | 0 | 12 | 15 | 0.00 | 1.000 | | | | | | | | | | |
| 58 Louis Head, R ERA: 4.79 | 1.2 | | 5 | 1 | 0 | 0 | 1 | 0 | 0 | 0 | 0 | 0 | 0 | 13 | 24 | 0.00 | 0.600 | | | | | | | | | | |
| Batter | 1 | 2 | 3 | 4 | 5 | 6 | 7 | 8 | 9 | AB | R | H | RBI | BB | SO | LOB | BOTTOM | | | | | | | | | | |
| 56 Randy Arozarena, R OBP: 0.349, SLG: 0.375 | K | | G6-3 | | | | | | | 4 | 0 | 1 | 0 | 0 | 1 | 0 | New York Yankees @ Tampa Bay Rays Tropicana Field, St. Petersburg, FL Wed May 12 2021, 7:10 PM - 9:46 PM EDT Att: 5,668 - Dome - 72 F | | | | | | | | | | |
| 17 Austin Meadows, L OBP: 0.309, SLG: 0.424 | | | | | | | | | | 3 | 0 | 1 | 0 | 0 | 0 | 1 | | | | | | | | | | | |
| 43 Mike Brosseau, R OBP: 0.232, SLG: 0.342 | | | | | | | | | | 1 | 0 | 0 | 0 | 0 | 1 | 0 | | | | | | | | | | | |
| 13 Manuel Margot, R OBP: 0.264, SLG: 0.359 | | | | | | | | | | 4 | 0 | 0 | 0 | 0 | 1 | 2 | | | | | | | | | | | |
| 8 Brandon Lowe, L OBP: 0.295, SLG: 0.377 | | | | | | | | | | 3 | 0 | 1 | 0 | 0 | 2 | 1 | | | | | | | | | | | |
| 2 Yandy Diaz, R OBP: 0.389, SLG: 0.274 | | | | | | | | | | 3 | 0 | 1 | 0 | 0 | 1 | 1 | | | | | | | | | | | |
| 18 Joey Wendle, L OBP: 0.328, SLG: 0.446 | | | | | | | | | | 3 | 0 | 0 | 0 | 0 | 0 | 1 | | | | | | | | | | | |
| 10 Mike Zunino, R OBP: 0.268, SLG: 0.513 | | | | | | | | | | 3 | 0 | 0 | 0 | 0 | 1 | 1 | | | | | | | | | | | |
| 1 Willy Adames, R OBP: 0.213, SLG: 0.333 | | | | | | | | | | 3 | 0 | 0 | 0 | 0 | 3 | 0 | | | | | | | | | | | |
| 35 Brett Phillips, L OBP: 0.314, SLG: 0.333 | | | | | | | | | | 3 | 0 | 0 | 0 | 0 | 3 | 0 | | | | | | | | | | | |
| Inning Stats | R: 0 H: 1 E: 0 K: 2 S: 11 | H: 1 LOB: 1 BB: 0 P: 15 | R: 0 H: 1 E: 0 K: 0 S: 9 | H: 1 LOB: 0 BB: 0 P: 11 | R: 0 H: 0 E: 0 K: 2 S: 7 | H: 0 LOB: 0 BB: 0 P: 12 | R: 0 H: 1 E: 0 K: 1 S: 9 | H: 1 LOB: 0 BB: 0 P: 14 | R: 0 H: 0 E: 0 K: 1 S: 11 | H: 0 LOB: 0 BB: 0 P: 18 | R: 0 H: 1 E: 0 K: 2 S: 9 | H: 1 LOB: 1 BB: 0 P: 12 | R: 0 H: 0 E: 0 K: 1 S: 8 | H: 0 LOB: 0 BB: 0 P: 12 | R: 0 H: 0 E: 0 K: 3 S: 9 | H: 0 LOB: 0 BB: 0 P: 12 | R: 0 H: 0 E: 0 K: 1 S: 8 | H: 0 LOB: 0 BB: 0 P: 15 | 1B: 2 2B: 2 3B: 0 HR: 0 | SF: 0 SAC: 0 DP: 1 HBP: 0 | WP: 0 PB: 0 CS: 0 | PA: 30 | | | | | |
| PITCHER | IP | WLS | BF | H | R | ER | SO | BB | IBB | HBP | BLK | WP | HR | S | P | ERA | WHIP | | | | | | | | | | |
| 45 Gerrit Cole, R ERA: 1.37 | 8.0 | | 27 | 4 | 0 | 0 | 12 | 0 | 0 | 0 | 0 | 0 | 0 | 73 | 106 | 0.00 | 0.500 | | | | | | | | | | |
| 54 Aroldis Chapman, L ERA: | 1.0 | S | 3 | 0 | 0 | 0 | 1 | 0 | 0 | 0 | 0 | 0 | 0 | 8 | 15 | 0.00 | 0.000 | | | | | | | | | | |

AB 30
R 1
H 6
RBI 1
BB 1
SO 10
LOB 9



AB 30
R 0
H 4
RBI 0
BB 0
SO 13
LOB 7




| Batter | 1 | 2 | 3 | 4 | 5 | 6 | 7 | 8 | 9 | AB | R | H | RBI | BB | SO | LOB | TOP | | | |
|---|---------------------------------------|---------------------------------------|---------------------------------------|---------------------------------------|---------------------------------------|---------------------------------------|---------------------------------------|---------------------------------------|---------------------------------------|---------------------------------------|---------------------------------------|---------------------------------------|---------------------------------------|---------------------------------------|---------------------------------------|---------------------------------------|--|------------------------------------|-------------------------|--------|
| 26 DJ LeMahieu, R OBP: 0.352, SLG: 0.364 | L4 | | G5-3 | | K | | | G5-3 | | 4 | 0 | 0 | 0 | 0 | 1 | 1 | New York Yankees @ Tampa Bay Rays Tropicana Field, St. Petersburg, FL Thu May 13 2021, 7:11 PM - 10:15 PM EDT Att: 6,229 - Dome - 72 F | | | |
| 27 Giancarlo Stanton, R OBP: 0.347, SLG: 0.534 | 1B | | F8 | | K | | | K | | 4 | 0 | 1 | 0 | 0 | 2 | 1 | | | | |
| 99 Aaron Judge, R OBP: 0.371, SLG: 0.512 14 Tyler Wade, L OBP: 0.333, SLG: 0.231 | F9 | | HBP | | | | | F8 | | 3 | 0 | 1 | 0 | 0 | 0 | 1 | | | | |
| 29 Gio Urshela, R OBP: 0.341, SLG: 0.451 | FC5-4 | | F9 | | | | | 2B | | 4 | 1 | 1 | 0 | 0 | 1 | 4 | | | | |
| 24 Gary Sánchez, R OBP: 0.311, SLG: 0.382 | K | | | | | | | 1B | | 3 | 0 | 2 | 0 | 1 | 1 | 0 | | | | |
| 36 Mike Ford, L OBP: 0.240, SLG: 0.238 | K | | | | | | | 2B | | 3 | 0 | 0 | 0 | 1 | 1 | 3 | | | | |
| 77 Clint Frazier, R OBP: 0.282, SLG: 0.283 | | | | | | | | BB | | 3 | 0 | 0 | 0 | 1 | 2 | 3 | | | | |
| 41 Miguel Andujar, R OBP: 0.311, SLG: 0.311 | F8 | | | | | | | F7 | | 4 | 0 | 0 | 0 | 0 | 1 | 3 | | | | |
| 11 Brett Gardner, L OBP: 0.282, SLG: 0.227 | | | | | | | | | | 2 | 0 | 0 | 0 | 1 | 1 | 0 | | | | |
| Inning Stats | R: 0 H: 1 E: 0 K: 0 S: 10 | H: 1 LOB: 0 BB: 0 P: 12 | R: 0 H: 0 E: 0 K: 2 S: 8 | H: 0 LOB: 1 BB: 1 P: 15 | R: 0 H: 0 E: 0 K: 0 S: 13 | H: 0 LOB: 2 BB: 1 P: 24 | R: 0 H: 0 E: 0 K: 1 S: 8 | H: 0 LOB: 0 BB: 0 P: 13 | R: 0 H: 2 E: 0 K: 1 S: 11 | H: 2 LOB: 1 BB: 0 P: 15 | R: 0 H: 0 E: 0 K: 2 S: 9 | H: 0 LOB: 0 BB: 0 P: 14 | R: 0 H: 0 E: 0 K: 1 S: 7 | H: 0 LOB: 1 BB: 0 P: 11 | R: 1 H: 2 E: 0 K: 0 S: 13 | H: 2 LOB: 1 BB: 1 P: 21 | 1B: 3 2B: 2 3B: 0 HR: 0 | SF: 0 SAC: 0 DP: 2 HBP: 1 | WP: 0 PB: 0 CS: 0 | PA: 35 |
| PITCHER | IP WLS BF H R ER SO | IP WLS BF H R ER SO | IP WLS BF H R ER SO | IP WLS BF H R ER SO | IP WLS BF H R ER SO | IP WLS BF H R ER SO | IP WLS BF H R ER SO | IP WLS BF H R ER SO | IP WLS BF H R ER SO | IP WLS BF H R ER SO | IP WLS BF H R ER SO | IP WLS BF H R ER SO | IP WLS BF H R ER SO | IP WLS BF H R ER SO | IP WLS BF H R ER SO | IP WLS BF H R ER SO | ERA WHIP | ERA WHIP | | |
| 14 Rich Hill, L ERA: 4.26 | 6.2 | W | 26 | 3 | 0 | 0 | 9 | 3 | 0 | 1 | 0 | 0 | 0 | 0 | 67 | 104 | 0.00 | 0.900 | | |
| 58 Louis Head, R ERA: 3.86 | 7.1 | L | 4 | 0 | 0 | 0 | 1 | 0 | 0 | 0 | 0 | 0 | 0 | 9 | 13 | 0.00 | 0.000 | | | |
| 60 Hunter Strickland, R ERA: 1.69 | 9.1 | L | 5 | 2 | 1 | 1 | 0 | 1 | 0 | 0 | 0 | 0 | 0 | 13 | 21 | 9.00 | 3.000 | | | |

| Batter | 1 | 2 | 3 | 4 | 5 | 6 | 7 | 8 | 9 | AB | R | H | RBI | BB | SO | LOB | BOTTOM | | | |
|--|---------------------------------------|---------------------------------------|---------------------------------------|---------------------------------------|---------------------------------------|---------------------------------------|---------------------------------------|---------------------------------------|---------------------------------------|---------------------------------------|---------------------------------------|---------------------------------------|---------------------------------------|---------------------------------------|---------------------------------------|---------------------------------------|--|------------------------------------|-------------------------|--------|
| 56 Randy Arozarena, R OBP: 0.358, SLG: 0.397 | F7 | | 17 HR | | K | | | 17 2B | | 3 | 2 | 1 | 3 | 2 | 1 | 0 | New York Yankees @ Tampa Bay Rays Tropicana Field, St. Petersburg, FL Thu May 13 2021, 7:11 PM - 10:15 PM EDT Att: 6,229 - Dome - 72 F | | | |
| 17 Austin Meadows, L OBP: 0.318, SLG: 0.469 | K | | HR | | | | | 2B | | 5 | 1 | 3 | 4 | 0 | 2 | 0 | | | | |
| 13 Manuel Margot, R OBP: 0.262, SLG: 0.352 | 1B | | L9 | | K | | | P4 | | 5 | 1 | 1 | 0 | 0 | 2 | 3 | | | | |
| 8 Brandon Lowe, L OBP: 0.299, SLG: 0.381 | 2B | | G4-3 | | | | | K | | 4 | 1 | 1 | 0 | 1 | 1 | 2 | | | | |
| 2 Yandy Diaz, R OBP: 0.399, SLG: 0.292 37 Kevin Padlo, R OBP: 0.325, SLG: 0.325 | 1B | | 18 WP | | K | | | BB | | 3 | 0 | 2 | 2 | 1 | 1 | 2 | | | | |
| 18 Joey Wendle, L OBP: 0.325, SLG: 0.435 | K | | G3-1 | | | | | 44 1B | | 3 | 1 | 0 | 0 | 1 | 2 | 3 | | | | |
| 44 Kevan Smith, R OBP: 0.250, SLG: 0.250 | K | | | | K | | | 56 HR | | 3 | 2 | 1 | 0 | 0 | 2 | 0 | | | | |
| 35 Brett Phillips, L OBP: 0.311, SLG: 0.328 | K | | | | K | | | 43 FC5-4 | | 4 | 0 | 1 | 0 | 0 | 3 | 2 | | | | |
| 43 Mike Brosseau, R OBP: 0.221, SLG: 0.325 | K | | G5-3 | | | | | 56 BB | | 4 | 1 | 0 | 0 | 0 | 2 | 4 | | | | |
| Inning Stats | R: 2 H: 3 E: 0 K: 2 S: 19 | H: 3 LOB: 1 BB: 0 P: 27 | R: 0 H: 0 E: 0 K: 3 S: 10 | H: 0 LOB: 0 BB: 0 P: 15 | R: 2 H: 2 E: 0 K: 0 S: 17 | H: 2 LOB: 1 BB: 1 P: 26 | R: 0 H: 0 E: 0 K: 2 S: 9 | H: 0 LOB: 0 BB: 0 P: 12 | R: 0 H: 1 E: 0 K: 3 S: 12 | H: 1 LOB: 2 BB: 1 P: 18 | R: 3 H: 2 E: 0 K: 3 S: 15 | H: 2 LOB: 0 BB: 1 P: 25 | R: 0 H: 0 E: 0 K: 2 S: 13 | H: 0 LOB: 1 BB: 1 P: 20 | R: 2 H: 2 E: 1 K: 1 S: 14 | H: 2 LOB: 2 BB: 1 P: 27 | 1B: 4 2B: 4 3B: 0 HR: 2 | SF: 0 SAC: 0 DP: 0 HBP: 0 | WP: 1 PB: 0 CS: 0 | PA: 40 |
| PITCHER | IP WLS BF H R ER SO | IP WLS BF H R ER SO | IP WLS BF H R ER SO | IP WLS BF H R ER SO | IP WLS BF H R ER SO | IP WLS BF H R ER SO | IP WLS BF H R ER SO | IP WLS BF H R ER SO | IP WLS BF H R ER SO | IP WLS BF H R ER SO | IP WLS BF H R ER SO | IP WLS BF H R ER SO | IP WLS BF H R ER SO | IP WLS BF H R ER SO | IP WLS BF H R ER SO | IP WLS BF H R ER SO | ERA WHIP | ERA WHIP | | |
| 50 Jameson Taillon, R ERA: 5.4 | 4.2 | L | 22 | 6 | 4 | 4 | 9 | 2 | 0 | 0 | 0 | 0 | 0 | 0 | 64 | 95 | 7.71 | 1.714 | | |
| 73 Michael King, R ERA: 1.64 | 5.1 | R | 11 | 2 | 3 | 3 | 6 | 2 | 0 | 0 | 0 | 0 | 0 | 1 | 31 | 48 | 11.57 | 1.714 | | |
| 34 Justin Wilson, L ERA: 6.52 | 8.1 | R | 7 | 2 | 2 | 1 | 1 | 1 | 0 | 0 | 0 | 0 | 0 | 14 | 27 | 9.00 | 3.000 | | | |


| Batter | 1 | 2 | 3 | 4 | 5 | 6 | 7 | 8 | 9 | AB | R | H | RBI | BB | SO | LOB | TOP | | | | | | | | |
|-------------------------------|---|---------------------------------|-------------------------------|----------------------------------|------------------------------|---------------------------------|------------------------------|----------------------------------|-------------------------------|----------------------------------|------------------------------|----------------------------------|------------------------------|---------------------------------|-------------------------------|----------------------------------|---|----------------------------------|-------------------------|------------------------------------|----------------------------------|--------|--|--|--|
| 6 Jeff McNeil, L (1, 10) | P4 | | | K | L8 | | | 2B | | 4 | 0 | 1 | 0 | 0 | 1 | 2 | New York Mets @ Tampa Bay Rays Tropicana Field, St. Petersburg, FL Fri May 14 2021, 7:12 PM - 10:05 PM EDT Att. 7,123 - Dome - 72 F | | | | | | | | |
| 12 Francisco Lindor, S (1, 6) | K | | | K | | G1-6-3 | | K | | 4 | 0 | 0 | 0 | 0 | 3 | 1 | | | | | | | | | |
| 30 Michael Conforto, L (1, 9) | G3 | | | L7 | | | | G3 | | 3 | 0 | 0 | 0 | 1 | 0 | 1 | | | | | | | | | |
| 20 Pete Alonso, R (1, 3) | | K | | | K | | | K | | 4 | 0 | 0 | 0 | 0 | 4 | 1 | | | | | | | | | |
| 2 Dominic Smith, L (1, 7) | F8 | | | K | | F7 | | F9 | | 4 | 0 | 0 | 0 | 0 | 1 | 1 | | | | | | | | | |
| 11 Kevin Pillar, R (1, 8) | P6 | | | | | | | | | 4 | 1 | 2 | 0 | 0 | 0 | 0 | | | | | | | | | |
| 1 Jonathan Villar, S (1, 5) | | | K | | | | | | | 4 | 1 | 1 | 2 | 0 | 2 | 1 | | | | | | | | | |
| 33 James McCann, R (1, 2) | | | G6-3 | | | | | G6-3 | | 4 | 0 | 1 | 0 | 0 | 0 | 2 | | | | | | | | | |
| 18 José Peraza, R (1, 4) | | | G4-3 | | | | | G5-3 | | 3 | 0 | 1 | 0 | 0 | 0 | 0 | | | | | | | | | |
| Inning Stats | R: 0 E: 0 K: 1 S: 7 | H: 0 LOB: 0 BB: 0 P: 9 | R: 0 E: 0 K: 1 S: 10 | H: 0 LOB: 0 BB: 0 P: 14 | R: 0 E: 0 K: 1 S: 6 | H: 0 LOB: 0 BB: 0 P: 9 | R: 0 E: 0 K: 2 S: 9 | H: 0 LOB: 0 BB: 0 P: 14 | R: 2 E: 0 K: 1 S: 14 | H: 4 LOB: 2 BB: 0 P: 22 | R: 0 E: 0 K: 1 S: 9 | H: 0 LOB: 0 BB: 1 P: 14 | R: 0 E: 0 K: 1 S: 5 | H: 0 LOB: 0 BB: 0 P: 9 | R: 0 E: 0 K: 1 S: 10 | H: 1 LOB: 1 BB: 0 P: 14 | R: 0 E: 1 K: 1 S: 12 | H: 1 LOB: 2 BB: 0 P: 14 | 1B: 4 2B: 1 HR: 1 | SF: 0 SAC: 0 DP: 0 HBP: 0 | WP: 0 PB: 0 SB: 0 CS: 0 | PA: 35 | | | |
| PITCHER | IP WLS BF H R ER SO BB IBB HBP BLK WP HR S P ERA WHIP | | | | | | | | | | | | | | | | | | | | | | | | |
| 20 Tyler Glasnow, R (1, 1) | 8.0 | 30 | 5 | 2 | 2 | 10 | 1 | 0 | 0 | 0 | 0 | 0 | 0 | 0 | 1 | 70 | 105 | 2.25 | 0.750 | | | | | | |
| 29 Pete Fairbanks, R (9, 1) | 1.0 | W 5 | 1 | 0 | 0 | 1 | 0 | 0 | 0 | 0 | 0 | 0 | 0 | 0 | 12 | 14 | 0.00 | 1.000 | | | | | | | |

| Batter | 1 | 2 | 3 | 4 | 5 | 6 | 7 | 8 | 9 | AB | R | H | RBI | BB | SO | LOB | BOTTOM | | | | | | | | |
|------------------------------|---|---------------------------------|-------------------------------|----------------------------------|------------------------------|---------------------------------|------------------------------|---------------------------------|------------------------------|----------------------------------|------------------------------|---------------------------------|------------------------------|----------------------------------|-------------------------------|----------------------------------|---|----------------------------------|-------------------------|------------------------------------|----------------------------------|--------|--|--|--|
| 56 Randy Arozarena, R (1, 7) | G4-3 | | G5-3 | | | P6 | | L5 | | 4 | 0 | 0 | 0 | 0 | 0 | 1 | New York Mets @ Tampa Bay Rays Tropicana Field, St. Petersburg, FL Fri May 14 2021, 7:12 PM - 10:05 PM EDT Att. 7,123 - Dome - 72 F | | | | | | | | |
| 13 Manuel Margot, R (1, 9) | | | L6 | | | G4-3 | | | | 4 | 0 | 2 | 1 | 0 | 0 | 0 | | | | | | | | | |
| 17 Austin Meadows, L (1, 10) | | | F8 | | | G5-3 | | K | | 4 | 0 | 0 | 0 | 0 | 2 | 2 | | | | | | | | | |
| 2 Yandy Diaz, R (1, 3) | | 10 BB | | | | | | F8 | | 4 | 0 | 1 | 0 | 0 | 1 | 0 | | | | | | | | | |
| 43 Mike Brosseau, R (1, 4) | | | | | | | | | | 3 | 0 | 0 | 0 | 0 | 2 | 1 | | | | | | | | | |
| 8 Brandon Lowe, L (9, PH) | | | K | | | | | | | 0 | 1 | 0 | 0 | 0 | 1 | 0 | | | | | | | | | |
| 1 Willy Adames, R (1, 6) | | | | | | | | | | 3 | 0 | 1 | 0 | 1 | 0 | 0 | | | | | | | | | |
| 10 Mike Zunino, R (1, 2) | | | | | | | | | | 2 | 1 | 1 | 1 | 2 | 0 | 0 | | | | | | | | | |
| Inning Stats | R: 0 E: 0 K: 1 S: 7 | H: 1 LOB: 0 BB: 0 P: 9 | R: 0 E: 0 K: 3 S: 15 | H: 1 LOB: 3 BB: 2 P: 30 | R: 0 E: 0 K: 0 S: 5 | H: 0 LOB: 0 BB: 0 P: 5 | R: 0 E: 0 K: 1 S: 8 | H: 0 LOB: 0 BB: 0 P: 9 | R: 0 E: 0 K: 2 S: 7 | H: 0 LOB: 0 BB: 0 P: 11 | R: 0 E: 0 K: 0 S: 7 | H: 0 LOB: 0 BB: 0 P: 9 | R: 0 E: 0 K: 1 S: 6 | H: 0 LOB: 0 BB: 0 P: 10 | R: 2 E: 0 K: 2 S: 19 | H: 3 LOB: 1 BB: 0 P: 30 | R: 0 E: 0 K: 1 S: 15 | H: 2 LOB: 3 BB: 2 P: 27 | 1B: 3 2B: 3 HR: 1 | SF: 0 SAC: 0 DP: 0 HBP: 0 | WP: 0 PB: 0 SB: 0 CS: 1 | PA: 36 | | | |
| PITCHER | IP WLS BF H R ER SO BB IBB HBP BLK WP HR S P ERA WHIP | | | | | | | | | | | | | | | | | | | | | | | | |
| 23 David Peterson, L (1, 1) | 7.1 | 27 | 4 | 2 | 2 | 9 | 2 | 0 | 0 | 0 | 0 | 0 | 0 | 0 | 0 | 61 | 93 | 2.46 | 0.818 | | | | | | |
| 65 Trevor May, R (8, 1) | 0.2 | B 3 | 1 | 0 | 0 | 1 | 0 | 0 | 0 | 0 | 0 | 13 | 20 | 0.00 | 1.500 | | | | | | | | | | |
| 50 Miguel Castro, R (9, 1) | 0.1 | L 4 | 1 | 1 | 1 | 0 | 2 | 0 | 0 | 0 | 0 | 10 | 20 | 27.00 | 9.000 | | | | | | | | | | |
| 32 Aaron Loup, L (9, 1) | 0.1 | 2 | 1 | 0 | 0 | 1 | 0 | 0 | 0 | 0 | 0 | 5 | 7 | 0.00 | 3.000 | | | | | | | | | | |

AB 34
R 2
H 6
RBI 2
BB 1
SO 11
LOB 9



AB 32
R 3
H 7
RBI 3
BB 4
SO 11
LOB 14



| Batter | 1 | 2 | 3 | 4 | 5 | 6 | 7 | 8 | 9 | AB | R | H | RBI | BB | SO | LOB | TOP | | | |
|---|---|---|---------------------------------------|---|---------------------------------------|---|--------------------------------------|--|--------------------------------------|---|--------------------------------------|--|---------------------------------------|---|--------------------------------------|---|----------------------------------|------------------------------------|--|--|
| 11 Kevin Pillar, R OBP: 0.282, SLG: 0.387 86 Jake Hager, R (9, PH) | | | | | | | | | | 4 | 0 | 0 | 0 | 0 | 2 | 0 | | | | |
| 12 Francisco Lindor, S OBP: 0.358, SLG: 0.263 | | | | | | | | | | 4 | 1 | 1 | 1 | 0 | 3 | 0 | | | | |
| 30 Michael Conforto, L OBP: 0.352, SLG: 0.463 | | | | | | | | | | 4 | 0 | 1 | 0 | 0 | 2 | 0 | | | | |
| 20 Pete Alonso, R OBP: 0.352, SLG: 0.463 | | | | | | | | | | 4 | 1 | 1 | 1 | 0 | 1 | 1 | | | | |
| 2 Dominic Smith, L OBP: 0.312, SLG: 0.357 | | | | | | | | | | 3 | 1 | 2 | 0 | 1 | 0 | 0 | | | | |
| 33 James McCann, R OBP: 0.270, SLG: 0.239 | | | | | | | | | | 3 | 0 | 1 | 0 | 1 | 2 | 1 | | | | |
| 1 Jonathan Villar, S OBP: 0.326, SLG: 0.407 | | | | | | | | | | 4 | 1 | 1 | 0 | 0 | 0 | 4 | | | | |
| 3 Tomás Nido, R OBP: 0.300, SLG: 0.385 | | | | | | | | | | 4 | 0 | 0 | 0 | 0 | 1 | 3 | | | | |
| 18 José Peraza, R OBP: 0.333, SLG: 0.450 | | | | | | | | | | 4 | 1 | 1 | 3 | 0 | 1 | 1 | | | | |
| Inning Stats | R: 0 H: 1 E: 0 K: 3 S: 11 | H: 3 R: 0 ER: 0 LOB: 0 BB: 0 P: 17 | R: 3 H: 3 E: 0 K: 1 S: 13 | H: 3 R: 0 ER: 0 LOB: 0 BB: 0 P: 20 | R: 1 H: 2 E: 0 K: 2 S: 12 | H: 2 R: 0 ER: 0 LOB: 0 BB: 1 P: 22 | R: 0 H: 0 E: 0 K: 0 S: 8 | H: 0 R: 0 ER: 0 LOB: 0 BB: 0 P: 9 | R: 0 H: 0 E: 0 K: 1 S: 9 | H: 0 R: 0 ER: 0 LOB: 0 BB: 0 P: 12 | R: 0 H: 0 E: 0 K: 2 S: 8 | H: 0 R: 0 ER: 0 LOB: 0 BB: 0 P: 9 | R: 1 H: 1 E: 0 K: 2 S: 10 | H: 1 R: 0 ER: 0 LOB: 1 BB: 1 P: 21 | R: 0 H: 1 E: 0 K: 0 S: 6 | H: 1 R: 0 ER: 0 LOB: 1 BB: 0 P: 12 | 1B: 5 2B: 0 3B: 0 HR: 3 | SF: 0 SAC: 0 DP: 0 HBP: 0 | WP: 0 PA: 37 PB: 0 SB: 1 CS: 0 | |
| PITCHER | IP WLS BF H R ER SO BB IBB HBP BLK WP HR S P ERA WHIP | 62 Shane Bieber, L ERA: 4.67 | 36 Andrew Kittredge, R ERA: 1.5 | 59 Jeffrey Springs, L ERA: 2.65 | 21 Cody Reed, L ERA: 4.5 | | | | | | | | | | | | | | | |

New York Mets @ Tampa Bay Rays
Tropicana Field, St. Petersburg, FL
Sat May 15 2021, 1:11 PM - 4:11 PM EDT
Att. 7,536 - Dome - 72 F

AB 35
R 5
H 8
RBI 5
BB 2
SO 12
LOB 11



| Batter | 1 | 2 | 3 | 4 | 5 | 6 | 7 | 8 | 9 | AB | R | H | RBI | BB | SO | LOB | BOTTOM | | | |
|---|---|---|--------------------------------------|--|---------------------------------------|---|---------------------------------------|---|---------------------------------------|---|---------------------------------------|---|---------------------------------------|---|----------------------------------|------------------------------------|--|--|--|--|
| 56 Randy Arozarena, R OBP: 0.356, SLG: 0.393 | | | | | | | | | | 5 | 1 | 3 | 1 | 0 | 1 | 0 | | | | |
| 8 Brandon Lowe, L OBP: 0.307, SLG: 0.372 | | | | | | | | | | 3 | 1 | 0 | 0 | 1 | 1 | 1 | | | | |
| 2 Yandy Diaz, R OBP: 0.408, SLG: 0.328 37 Kevin Padlo, R OBP: 0.231, SLG: 0.182 | | | | | | | | | | 4 | 3 | 3 | 2 | 1 | 0 | 3 | | | | |
| 18 Joey Wendle, L OBP: 0.341, SLG: 0.471 | | | | | | | | | | 5 | 2 | 4 | 2 | 0 | 1 | 1 | | | | |
| 13 Manuel Margot, R OBP: 0.266, SLG: 0.359 | | | | | | | | | | 5 | 1 | 1 | 1 | 0 | 0 | 4 | | | | |
| 1 Willy Adames, R OBP: 0.237, SLG: 0.341 | | | | | | | | | | 3 | 2 | 1 | 2 | 2 | 2 | 1 | | | | |
| 10 Mike Zunino, R OBP: 0.286, SLG: 0.524 | | | | | | | | | | 4 | 0 | 0 | 0 | 1 | 1 | 5 | | | | |
| 35 Brett Phillips, L OBP: 0.301, SLG: 0.329 | | | | | | | | | | 5 | 0 | 1 | 2 | 0 | 2 | 4 | | | | |
| 43 Mike Brosseau, R OBP: 0.211, SLG: 0.310 17 Austin Meadows, L OBP: 0.315, SLG: 0.464 | | | | | | | | | | 1 | 0 | 0 | 0 | 0 | 1 | 0 | | | | |
| Inning Stats | R: 1 H: 2 E: 0 K: 2 S: 10 | H: 0 R: 0 ER: 0 LOB: 0 BB: 0 P: 10 | R: 0 H: 0 E: 0 K: 1 S: 7 | H: 0 R: 0 ER: 0 LOB: 0 BB: 0 P: 8 | R: 5 H: 5 E: 0 K: 1 S: 18 | H: 1 R: 0 ER: 0 LOB: 1 BB: 1 P: 30 | R: 0 H: 1 E: 0 K: 2 S: 13 | H: 1 R: 0 ER: 0 LOB: 2 BB: 1 P: 16 | R: 0 H: 1 E: 0 K: 0 S: 12 | H: 1 R: 0 ER: 0 LOB: 3 BB: 1 P: 19 | R: 0 H: 1 E: 0 K: 0 S: 12 | H: 1 R: 0 ER: 0 LOB: 2 BB: 1 P: 19 | R: 6 H: 5 E: 0 K: 2 S: 22 | H: 5 R: 0 ER: 0 LOB: 1 BB: 2 P: 32 | 1B: 7 2B: 8 3B: 0 HR: 0 | SF: 0 SAC: 0 DP: 0 HBP: 1 | WP: 2 PA: 45 PB: 0 SB: 1 CS: 0 | | | |
| PITCHER | IP WLS BF H R ER SO BB IBB HBP BLK WP HR S P ERA WHIP | 62 Drew Smith, R ERA: 9.19 | 47 Joey Lucchesi, L ERA: 9.19 | 61 Sean Reid-Foley, R ERA: 1.42 | 29 Tommy Hunter, R ERA: 1.42 | 40 Jacob Barnes, R ERA: 7.84 | | | | | | | | | | | | | | |

New York Mets @ Tampa Bay Rays
Tropicana Field, St. Petersburg, FL
Sat May 15 2021, 1:11 PM - 4:11 PM EDT
Att. 7,536 - Dome - 72 F

AB 39
R 12
H 15
RBI 11
BB 5
SO 10
LOB 21



| Batter | 1 | 2 | 3 | 4 | 5 | 6 | 7 | 8 | 9 | AB | R | H | RBI | BB | SO | LOB | TOP | | | | | | | | | | |
|--|------------------------------|----------------------------------|-------------------------------|----------------------------------|------------------------------|----------------------------------|-------------------------------|----------------------------------|-------------------------------|----------------------------------|-------------------------------|----------------------------------|-------------------------------|----------------------------------|-------------------------------|----------------------------------|---|----------------------------------|----------------------------------|------------------------------------|----------------------------------|--------|--|--|--|--|--|
| 56 Randy Arozarena, R (1.7) OBP: 0.370, SLG: 0.443 | | | | | | | | | | 5 | 1 | 1 | 0 | 0 | 1 | 1 | Tampa Bay Rays @ Toronto Blue Jays TD Ballpark, Dunedin, FL Sat May 22 2021, 7:38 PM - 10:29 PM EDT Att. 1,514 - Clear - 85 F | | | | | | | | | | |
| 2 Yandy Diaz, R (1.10) OBP: 0.379, SLG: 0.307 | | | | | | | | | | 4 | 0 | 0 | 0 | 0 | 0 | 2 | | | | | | | | | | | |
| 8 Brandon Lowe, L (1.4) OBP: 0.317, SLG: 0.412 | | | | | | | | | | 3 | 0 | 0 | 0 | 1 | 2 | 0 | | | | | | | | | | | |
| 13 Manuel Margot, R (1.9) OBP: 0.272, SLG: 0.380 | | | | | | | | | | 4 | 0 | 2 | 1 | 0 | 0 | 0 | | | | | | | | | | | |
| 43 Mike Brosseau, R (1.5) OBP: 0.212, SLG: 0.333 | | | | | | | | | | 4 | 0 | 0 | 0 | 0 | 2 | 3 | | | | | | | | | | | |
| 26 Ji Man Choi, L (1.3) OBP: 0.250, SLG: 0.810 | | | | | | | | | | 4 | 0 | 1 | 0 | 0 | 3 | 2 | | | | | | | | | | | |
| 10 Mike Zunino, R (1.2) OBP: 0.298, SLG: 0.606 | | | | | | | | | | 4 | 1 | 2 | 1 | 0 | 1 | 1 | | | | | | | | | | | |
| 6 Taylor Walls, S (1.6) OBP: 0.500, SLG: 1.000 | | | | | | | | | | 4 | 1 | 2 | 0 | 0 | 1 | 1 | | | | | | | | | | | |
| 39 Kevin Kiermaier, L (1.8) OBP: 0.301, SLG: 0.298 | | | | | | | | | | 1 | 0 | 0 | 0 | 0 | 0 | 0 | | | | | | | | | | | |
| 35 Brett Phillips, L (5,PH) OBP: 0.316, SLG: 0.345 | | | | | | | | | | 1 | 0 | 0 | 0 | 0 | 0 | 1 | | | | | | | | | | | |
| 28 Francisco Mejia, S (7,PH) OBP: 0.333, SLG: 0.416 | | | | | | | | | | 1 | 0 | 0 | 0 | 0 | 0 | 1 | | | | | | | | | | | |
| 16 Joey Wendle, L (7.5) OBP: 0.351, SLG: 0.518 | | | | | | | | | | 1 | 0 | 0 | 0 | 0 | 1 | 0 | | | | | | | | | | | |
| Inning Stats | R: 0 E: 0 K: 0 S: 7 | H: 0 LOB: 0 BB: 0 P: 11 | R: 0 E: 0 K: 0 S: 10 | H: 1 LOB: 1 BB: 0 P: 15 | R: 0 E: 1 K: 0 S: 9 | H: 0 LOB: 1 BB: 0 P: 13 | R: 0 E: 0 K: 2 S: 12 | H: 0 LOB: 0 BB: 0 P: 16 | R: 1 E: 0 K: 2 S: 12 | H: 2 LOB: 1 BB: 0 P: 18 | R: 0 E: 0 K: 1 S: 10 | H: 1 LOB: 1 BB: 0 P: 16 | R: 0 E: 0 K: 2 S: 12 | H: 1 LOB: 2 BB: 0 P: 20 | R: 1 E: 0 K: 2 S: 14 | H: 2 LOB: 2 BB: 1 P: 21 | R: 1 E: 0 K: 2 S: 16 | H: 1 LOB: 0 BB: 0 P: 25 | 1B: 3 2B: 4 3B: 0 HR: 1 | SF: 0 SAC: 0 DP: 0 HBP: 0 | WP: 3 PB: 0 SB: 2 CS: 0 | PA: 37 | | | | | |
| PITCHER | IP | WLS | BF | H | R | ER | SO | BB | IBB | HBP | BLK | WP | HR | S | P | ERA | WHIP | | | | | | | | | | |
| 38 Robbie Ray, L (1.1) ERA: 3.42 | 7.0 | | 27 | 5 | 1 | 1 | 7 | 0 | 0 | 0 | 0 | 1 | 1 | 72 | 109 | 1.29 | 0.714 | | | | | | | | | | |
| 63 Anthony Castro, R (8.1) ERA: 1.13 | 0.2 | L | 5 | 2 | 1 | 1 | 1 | 0 | 1 | 0 | 0 | 1 | 0 | 11 | 17 | 13.50 | 3.000 | | | | | | | | | | |
| 58 Tim Mayza, L (8.1) ERA: 6.39 | 0.1 | | 1 | 0 | 0 | 0 | 1 | 0 | 0 | 0 | 0 | 0 | 0 | 3 | 3 | 0.00 | 0.000 | | | | | | | | | | |
| 57 Trent Thornton, R (9.1) ERA: 2.7 | 1.0 | | 4 | 1 | 1 | 0 | 2 | 0 | 0 | 0 | 0 | 1 | 0 | 16 | 25 | 0.00 | 1.000 | | | | | | | | | | |

| Batter | 1 | 2 | 3 | 4 | 5 | 6 | 7 | 8 | 9 | AB | R | H | RBI | BB | SO | LOB | BOTTOM | | | | | | | | | | |
|--|-------------------------------|----------------------------------|------------------------------|----------------------------------|------------------------------|---------------------------------|-------------------------------|----------------------------------|-------------------------------|----------------------------------|-------------------------------|----------------------------------|------------------------------|----------------------------------|-------------------------------|----------------------------------|---|----------------------------------|----------------------------------|------------------------------------|----------------------------------|--------|--|--|--|--|--|
| 10 Marcus Semien, R (1.4) OBP: 0.350, SLG: 0.531 | | | | | | | | | | 3 | 0 | 0 | 0 | 1 | 2 | 2 | Tampa Bay Rays @ Toronto Blue Jays TD Ballpark, Dunedin, FL Sat May 22 2021, 7:38 PM - 10:29 PM EDT Att. 1,514 - Clear - 85 F | | | | | | | | | | |
| 11 Bo Bichette, R (1.6) OBP: 0.321, SLG: 0.486 | | | | | | | | | | 4 | 0 | 0 | 0 | 0 | 1 | 1 | | | | | | | | | | | |
| 27 Vladimir Guerrero Jr., R (1.10) OBP: 0.440, SLG: 0.642 | | | | | | | | | | 2 | 1 | 0 | 0 | 2 | 1 | 1 | | | | | | | | | | | |
| 37 Teoscar Hernández, R (1.7) OBP: 0.361, SLG: 0.473 | | | | | | | | | | 4 | 0 | 1 | 1 | 0 | 1 | 3 | | | | | | | | | | | |
| 15 Randal Grichuk, R (1.9) OBP: 0.305, SLG: 0.455 | | | | | | | | | | 4 | 0 | 1 | 0 | 0 | 1 | 1 | | | | | | | | | | | |
| 13 Lourdes Gurriel Jr., R (1.3) OBP: 0.250, SLG: 0.322 | | | | | | | | | | 4 | 0 | 2 | 0 | 0 | 0 | 1 | | | | | | | | | | | |
| 5 Santiago Espinal, R (1.5) OBP: 0.271, SLG: 0.362 | | | | | | | | | | 4 | 0 | 1 | 0 | 0 | 2 | 2 | | | | | | | | | | | |
| 9 Danny Jansen, R (1.2) OBP: 0.218, SLG: 0.261 | | | | | | | | | | 2 | 0 | 0 | 0 | 1 | 1 | 1 | | | | | | | | | | | |
| 7 Reese McGuire, L (9,PH) OBP: 0.391, SLG: 0.300 | | | | | | | | | | 1 | 0 | 0 | 0 | 0 | 0 | 1 | | | | | | | | | | | |
| 3 Jonathan Davis, R (1.8) OBP: 0.340, SLG: 0.279 | | | | | | | | | | 2 | 0 | 1 | 0 | 0 | 0 | 1 | | | | | | | | | | | |
| 44 Rowdy Tellez, L (8,PH) OBP: 0.240, SLG: 0.278 | | | | | | | | | | 1 | 0 | 0 | 0 | 0 | 1 | 0 | | | | | | | | | | | |
| Inning Stats | R: 1 E: 0 K: 1 S: 11 | H: 1 LOB: 1 BB: 1 P: 18 | R: 0 E: 0 K: 0 S: 5 | H: 1 LOB: 0 BB: 0 P: 11 | R: 0 E: 0 K: 0 S: 4 | H: 1 LOB: 0 BB: 0 P: 7 | R: 0 E: 0 K: 1 S: 10 | H: 1 LOB: 1 BB: 0 P: 13 | R: 0 E: 0 K: 2 S: 11 | H: 0 LOB: 1 BB: 1 P: 18 | R: 0 E: 0 K: 1 S: 13 | H: 0 LOB: 0 BB: 1 P: 18 | R: 0 E: 1 K: 2 S: 9 | H: 1 LOB: 2 BB: 0 P: 12 | R: 0 E: 0 K: 2 S: 12 | H: 0 LOB: 2 BB: 1 P: 19 | R: 0 E: 0 K: 1 S: 12 | H: 1 LOB: 1 BB: 0 P: 14 | 1B: 4 2B: 3 3B: 0 HR: 0 | SF: 0 SAC: 0 DP: 3 HBP: 0 | WP: 0 PB: 0 SB: 0 CS: 0 | PA: 35 | | | | | |
| PITCHER | IP | WLS | BF | H | R | ER | SO | BB | IBB | HBP | BLK | WP | HR | S | P | ERA | WHIP | | | | | | | | | | |
| 62 Shane Bieber, L (1.1) ERA: 4.03 | 5.0 | | 19 | 4 | 1 | 1 | 4 | 2 | 0 | 0 | 0 | 0 | 0 | 41 | 67 | 1.80 | 1.200 | | | | | | | | | | |
| 34 J.P. Feyereisen, R (6.1) ERA: 3.1 | 1.0 | | 3 | 0 | 0 | 0 | 1 | 1 | 0 | 0 | 0 | 0 | 0 | 13 | 18 | 0.00 | 1.000 | | | | | | | | | | |
| 36 Andrew Kittredge, R (7.1) ERA: 1.23 | 1.0 | W | 4 | 1 | 0 | 0 | 2 | 0 | 0 | 0 | 0 | 0 | 0 | 9 | 12 | 0.00 | 1.000 | | | | | | | | | | |
| 29 Pete Fairbanks, R (8.1) ERA: 2.08 | 1.0 | H | 5 | 0 | 0 | 0 | 2 | 1 | 0 | 0 | 0 | 0 | 0 | 12 | 19 | 0.00 | 1.000 | | | | | | | | | | |
| 63 Diego Castillo, R (9.1) ERA: 3.38 | 1.0 | S | 4 | 1 | 0 | 0 | 1 | 0 | 0 | 0 | 0 | 0 | 0 | 12 | 14 | 0.00 | 1.000 | | | | | | | | | | |

| | |
|-----|----|
| AB | 36 |
| R | 3 |
| H | 8 |
| RBI | 2 |
| BB | 1 |
| SO | 11 |
| LOB | 12 |

| | |
|-----|----|
| AB | 31 |
| R | 1 |
| H | 6 |
| RBI | 1 |
| BB | 4 |
| SO | 10 |
| LOB | 14 |



| Batter | 1 | 2 | 3 | 4 | 5 | 6 | 7 | 8 | 9 | AB | R | H | RBI | BB | SO | LOB | TOP | | | | | |
|--|--|---|---|--|------------------------------|----------------------------------|------------------------------|----------------------------------|-------------------------------|----------------------------------|-------------------------------|----------------------------------|------------------------------|----------------------------------|--|---|-------------------------------|----------------------------------|----------------------------------|------------------------------------|----------------------------------|--------|
| 56 Randy Arozarena, R (1.10) OBP: 0.365, SLG: 0.442 | | | | | | | | | | 5 | 1 | 1 | 0 | 0 | 1 | 3 | | | | | | |
| 2 Yandy Diaz, R (1.5) OBP: 0.374, SLG: 0.299 | | | | | | | | | | 4 | 1 | 0 | 0 | 1 | 0 | 1 | | | | | | |
| 18 Joey Wendle, L (9.5) | | | | | | | | | | 0 | 0 | 0 | 0 | 0 | 0 | 0 | | | | | | |
| 17 Austin Meadows, L (1.7) OBP: 0.344, SLG: 0.475 | | | | | | | | | | 3 | 0 | 0 | 1 | 2 | 2 | 1 | | | | | | |
| 39 Kevin Kiermaier, L (9.8) | | | | | | | | | | 0 | 0 | 0 | 0 | 0 | 0 | 0 | | | | | | |
| 13 Manuel Margot, R (1.9) OBP: 0.282, SLG: 0.383 | | | | | | | | | | 4 | 0 | 2 | 2 | 1 | 0 | 1 | | | | | | |
| 43 Mike Brosseau, R (1.4) OBP: 0.231, SLG: 0.333 | | | | | | | | | | 3 | 0 | 1 | 1 | 2 | 2 | 1 | | | | | | |
| 26 Ji Man Choi, L (1.3) OBP: 0.500, SLG: 0.760 | | | | | | | | | | 4 | 1 | 1 | 0 | 1 | 1 | 5 | | | | | | |
| 28 Francisco Mejia, S (1.2) OBP: 0.344, SLG: 0.463 | | | | | | | | | | 3 | 1 | 2 | 1 | 0 | 0 | 0 | | | | | | |
| 8 Brandon Lowe, L (9. PH) OBP: 0.320, SLG: 0.416 | | | | | | | | | | 1 | 0 | 1 | 0 | 0 | 0 | 0 | | | | | | |
| 10 Mike Zunino, R (9.2) OBP: 0.298, SLG: 0.606 | | | | | | | | | | 0 | 0 | 0 | 0 | 0 | 0 | 0 | | | | | | |
| 6 Taylor Walls, S (1.6) OBP: 0.375, SLG: 0.625 | | | | | | | | | | 4 | 1 | 1 | 0 | 0 | 0 | 3 | | | | | | |
| 35 Brett Phillips, L (1.8) OBP: 0.317, SLG: 0.345 | | | | | | | | | | 3 | 1 | 1 | 1 | 0 | 2 | 0 | | | | | | |
| Inning Stats | R: 1 E: 0 K: 1 S: 10 | H: 2 LOB: 0 BB: 0 P: 12 | R: 0 E: 0 K: 1 S: 14 | H: 1 LOB: 1 BB: 0 P: 18 | R: 0 E: 0 K: 1 S: 9 | H: 0 LOB: 0 BB: 0 P: 13 | R: 0 E: 0 K: 1 S: 9 | H: 2 LOB: 2 BB: 0 P: 12 | R: 1 E: 0 K: 2 S: 14 | H: 1 LOB: 0 BB: 0 P: 20 | R: 0 E: 1 K: 1 S: 10 | H: 1 LOB: 2 BB: 1 P: 20 | R: 0 E: 0 K: 0 S: 9 | H: 1 LOB: 1 BB: 0 P: 13 | R: 0 E: 0 K: 1 S: 8 | H: 0 LOB: 1 BB: 1 P: 18 | R: 4 E: 0 K: 0 S: 18 | H: 2 LOB: 3 BB: 5 P: 44 | 1B: 7 2B: 2 3B: 0 HR: 1 | SF: 0 SAC: 1 DP: 0 HBP: 0 | WP: 0 PB: 0 SB: 0 CS: 1 | PA: 43 |
| PITCHER | IP ERA WLS BF H R ER SO BB IBB HBP BLK WP HR S P ERA WHIP | 6.2 2.53 1.1 5 0 0 2 7 1 0 0 0 0 1 74 107 2.70 1.350 | 7.1 5.09 0.2 6 2 4 4 0 2 0 0 0 0 9 22 54.00 6.000 | 9.1 1.69 0.1 4 0 0 0 0 3 0 0 0 0 9 22 0.00 9.000 | PITCHER | | | | | | | | | | IP ERA WLS BF H R ER SO BB IBB HBP BLK WP HR S P ERA WHIP | 6.2 2.53 1.1 5 0 0 2 7 1 0 0 0 0 9 22 54.00 6.000 | | | | | | |

Tampa Bay Rays @ Toronto Blue Jays
TD Ballpark, Dunedin, FL
Sun May 23 2021, 1:10 PM - 4:12 PM EDT
Att. 1,496 - Sunny - 86 F

| | |
|-----|----|
| AB | 34 |
| R | 6 |
| H | 10 |
| RBI | 6 |
| BB | 7 |
| SO | 8 |
| LOB | 15 |



| Batter | 1 | 2 | 3 | 4 | 5 | 6 | 7 | 8 | 9 | AB | R | H | RBI | BB | SO | LOB | BOTTOM | | | | | |
|---|--|---|---|----------------------------------|------------------------------|----------------------------------|-------------------------------|----------------------------------|-------------------------------|----------------------------------|------------------------------|---------------------------------|------------------------------|--|---|---------------------------------|-------------------------------|----------------------------------|----------------------------------|------------------------------------|----------------------------------|--------|
| 10 Marcus Semien, R (1.4) OBP: 0.351, SLG: 0.527 | | | | | | | | | | 5 | 0 | 2 | 0 | 0 | 1 | 0 | | | | | | |
| 11 Bo Bichette, R (1.6) OBP: 0.318, SLG: 0.478 | | | | | | | | | | 5 | 1 | 1 | 0 | 0 | 1 | 2 | | | | | | |
| 27 Vladimir Guerrero Jr., R (1.3) OBP: 0.444, SLG: 0.632 | | | | | | | | | | 4 | 0 | 1 | 0 | 0 | 0 | 0 | | | | | | |
| 37 Teoscar Hernández, R (1.10) OBP: 0.373, SLG: 0.509 | | | | | | | | | | 4 | 2 | 3 | 2 | 0 | 0 | 0 | | | | | | |
| 15 Randal Grichuk, R (1.9) OBP: 0.309, SLG: 0.474 | | | | | | | | | | 4 | 1 | 2 | 2 | 0 | 1 | 2 | | | | | | |
| 13 Lourdes Gurriel Jr., R (1.7) OBP: 0.250, SLG: 0.320 | | | | | | | | | | 4 | 0 | 1 | 0 | 0 | 0 | 1 | | | | | | |
| 5 Santiago Espinal, R (1.5) OBP: 0.269, SLG: 0.340 | | | | | | | | | | 3 | 0 | 0 | 0 | 1 | 1 | 1 | | | | | | |
| 9 Danny Jansen, R (1.2) OBP: 0.212, SLG: 0.253 | | | | | | | | | | 3 | 0 | 0 | 0 | 0 | 2 | 0 | | | | | | |
| 44 Rowdy Tellez, L (9. PH) OBP: 0.237, SLG: 0.275 | | | | | | | | | | 1 | 0 | 0 | 0 | 0 | 0 | 0 | | | | | | |
| 3 Jonathan Davis, R (1.8) OBP: 0.316, SLG: 0.255 | | | | | | | | | | 4 | 0 | 0 | 0 | 0 | 1 | 0 | | | | | | |
| Inning Stats | R: 0 E: 0 K: 0 S: 5 | H: 0 LOB: 0 BB: 0 P: 10 | R: 0 E: 0 K: 1 S: 9 | H: 1 LOB: 1 BB: 0 P: 14 | R: 0 E: 0 K: 0 S: 8 | H: 1 LOB: 1 BB: 0 P: 11 | R: 1 E: 0 K: 0 S: 17 | H: 2 LOB: 2 BB: 1 P: 25 | R: 1 E: 0 K: 2 S: 11 | H: 3 LOB: 0 BB: 0 P: 13 | R: 0 E: 0 K: 0 S: 6 | H: 0 LOB: 0 BB: 0 P: 9 | R: 0 E: 0 K: 0 S: 8 | H: 0 LOB: 0 BB: 0 P: 12 | R: 2 E: 0 K: 0 S: 6 | H: 2 LOB: 0 BB: 0 P: 9 | R: 0 E: 0 K: 2 S: 11 | H: 1 LOB: 1 BB: 0 P: 14 | 1B: 8 2B: 0 3B: 0 HR: 2 | SF: 0 SAC: 0 DP: 0 HBP: 0 | WP: 0 PB: 0 SB: 0 CS: 0 | PA: 38 |
| PITCHER | IP ERA WLS BF H R ER SO BB IBB HBP BLK WP HR S P ERA WHIP | 2.0 4.45 6.0 27 8 4 4 2 1 0 0 0 0 2 56 79 6.00 1.500 | 3.1 2.68 1.0 4 1 0 0 2 0 0 0 0 0 11 14 0.00 1.000 | PITCHER | | | | | | | | | | IP ERA WLS BF H R ER SO BB IBB HBP BLK WP HR S P ERA WHIP | 2.0 4.45 6.0 27 8 4 4 2 1 0 0 0 0 2 56 79 6.00 1.500 | | | | | | | |

Tampa Bay Rays @ Toronto Blue Jays
TD Ballpark, Dunedin, FL
Sun May 23 2021, 1:10 PM - 4:12 PM EDT
Att. 1,496 - Sunny - 86 F

| | |
|-----|----|
| AB | 37 |
| R | 4 |
| H | 10 |
| RBI | 4 |
| BB | 1 |
| SO | 5 |
| LOB | 8 |



| Batter | 1 | 2 | 3 | 4 | 5 | 6 | 7 | 8 | 9 | 10 | 11 | AB | R | H | RBI | BB | SO | LOB | TOP | | | |
|---|-------------------------------|----------------------------------|--------------------------------|----------------------------------|-------------------------------------|----------------------------------|------------------------------|---------------------------------|------------------------------|----------------------------------|-------------------------------------|----------------------------------|------------------------------|----------------------------------|-------------------------------|----------------------------------|-------------------------------|----------------------------------|----------------------------------|------------------------------------|----------------------------------|--------|
| 56 Randy Arozarena, R (1, 7) OBP: 0.369, SLG: 0.446 | | | | | | | | | | | | 5 | 3 | 2 | 1 | 1 | 1 | 0 | | | | |
| 17 Austin Meadows, L (1, 10) OBP: 0.325, SLG: 0.470 | | | | | | | | | | | | 6 | 0 | 1 | 2 | 0 | 1 | 2 | | | | |
| 8 Brandon Lowe, L (1, 4) OBP: 0.326, SLG: 0.418 | | | | | | | | | | | | 4 | 1 | 1 | 0 | 2 | 2 | 3 | | | | |
| 13 Manuel Margot, R (1, 9) OBP: 0.284, SLG: 0.394 | | | | | | | | | | | | 6 | 2 | 2 | 3 | 0 | 1 | 3 | | | | |
| 26 Ji Man Choi, L (1, 3) OBP: 0.531, SLG: 0.780 | | | | | | | | | | | | 0 | 1 | 0 | 0 | 2 | 0 | 0 | | | | |
| 43 Mike Brosseau, R (4, 3) OBP: 0.231, SLG: 0.340 | | | | | | | | | | | | 4 | 1 | 1 | 1 | 0 | 2 | 3 | | | | |
| 6 Taylor Walls, S (1, 6) OBP: 0.357, SLG: 0.417 | | | | | | | | | | | | 4 | 2 | 0 | 1 | 2 | 3 | 2 | | | | |
| 18 Joey Wendle, L (1, 5) OBP: 0.365, SLG: 0.552 | | | | | | | | | | | | 4 | 2 | 3 | 4 | 0 | 1 | 0 | | | | |
| 10 Mike Zunino, R (1, 2) OBP: 0.287, SLG: 0.582 | | | | | | | | | | | | 4 | 0 | 0 | 0 | 0 | 3 | 2 | | | | |
| 35 Brett Phillips, L (10, PR) OBP: 0.317, SLG: 0.345 | | | | | | | | | | | | 0 | 1 | 1 | 0 | 0 | 0 | 0 | | | | |
| 28 Francisco Mejia, S (10, 2) OBP: 0.352, SLG: 0.469 | | | | | | | | | | | | 1 | 1 | 1 | 2 | 0 | 0 | 0 | | | | |
| 39 Kevin Kiermaier, L (1, 8) OBP: 0.266, SLG: 0.291 | | | | | | | | | | | | 5 | 0 | 0 | 0 | 0 | 2 | 2 | | | | |
| Inning Stats | R: 5 E: 1 K: 2 S: 19 | H: 2 LOB: 0 BB: 2 P: 32 | R: 0 E: 0 K: 1 S: 7 | H: 0 LOB: 0 BB: 0 P: 10 | R: 0 E: 0 K: 1 S: 10 | H: 0 LOB: 0 BB: 1 P: 16 | R: 0 E: 0 K: 0 S: 5 | H: 0 LOB: 0 BB: 0 P: 7 | R: 0 E: 0 K: 1 S: 8 | H: 1 LOB: 1 BB: 0 P: 11 | R: 0 E: 0 K: 2 S: 9 | H: 1 LOB: 1 BB: 0 P: 10 | R: 0 E: 0 K: 3 S: 9 | H: 0 LOB: 0 BB: 0 P: 12 | R: 2 E: 0 K: 2 S: 14 | H: 2 LOB: 2 BB: 1 P: 26 | R: 7 E: 0 K: 2 S: 21 | H: 5 LOB: 1 BB: 2 P: 36 | 1B: 4 2B: 6 3B: 1 HR: 1 | SF: 0 SAC: 0 DP: 2 HBP: 1 | WP: 0 PB: 0 SB: 2 CS: 1 | PA: 51 |
| PITCHER | IP: 1.0 ERA: 2.59 | WLS: 0 BF: 5 | H: 2 R: 0 ER: 0 SO: 2 | R: 0 H: 0 ER: 0 SO: 2 | BB: 0 IBB: 0 HBP: 0 BLK: 0 | WP: 0 HR: 0 S: 19 P: 32 | ERA: 0.00 WHIP: 4.000 | IP: 1.0 ERA: 7.9 | WLS: 0 BF: 7 | H: 3 R: 5 ER: 5 SO: 2 | BB: 1 IBB: 0 HBP: 0 BLK: 0 | WP: 0 HR: 0 S: 16 P: 23 | ERA: 45.00 WHIP: 4.000 | | | | | | | | | |

Tampa Bay Rays @ Toronto Blue Jays
TD Ballpark, Dunedin, FL
Mon May 24 2021, 1:10 PM - 5:01 PM EDT
Att. 1,641 - Sunny - 85 F

AB 43
R 14
H 11
RBI 14
BB 7
SO 16
LOB 17



| Batter | 1 | 2 | 3 | 4 | 5 | 6 | 7 | 8 | 9 | 10 | 11 | AB | R | H | RBI | BB | SO | LOB | BOTTOM | | | | | | | | | | | | | | | | |
|--|------------------------------|----------------------------------|--------------------------------|----------------------------------|-------------------------------------|----------------------------------|------------------------------|----------------------------------|------------------------------|----------------------------------|--------------------------------|-------------------------------------|----------------------------------|----------------------------------|------------------------------|----------------------------------|--------------------------------|----------------------------------|-------------------------------------|------------------------------------|----------------------------------|------------------------------------|----------------------------------|--------------------------------|--------------------------------|-------------------------------------|----------------------------------|--------------------------|----------------------|-----------------|--------------------------------|--------------------------------|-------------------------------------|----------------------------------|--------------------------|
| 10 Marcus Semien, R (1, 4) OBP: 0.348, SLG: 0.535 | | | | | | | | | | | | 5 | 1 | 1 | 2 | 0 | 2 | 1 | | | | | | | | | | | | | | | | | |
| 11 Bo Bichette, R (1, 6) OBP: 0.316, SLG: 0.471 | | | | | | | | | | | | 5 | 0 | 1 | 0 | 0 | 1 | 1 | | | | | | | | | | | | | | | | | |
| 27 Vladimir Guerrero Jr., R (1, 3) OBP: 0.443, SLG: 0.661 | | | | | | | | | | | | 5 | 2 | 2 | 3 | 0 | 0 | 1 | | | | | | | | | | | | | | | | | |
| 37 Teoscar Hernández, R (1, 9) OBP: 0.374, SLG: 0.529 | | | | | | | | | | | | 5 | 2 | 2 | 1 | 0 | 2 | 1 | | | | | | | | | | | | | | | | | |
| 15 Randal Grichuk, R (1, 10) OBP: 0.306, SLG: 0.466 | | | | | | | | | | | | 5 | 0 | 1 | 0 | 0 | 1 | 1 | | | | | | | | | | | | | | | | | |
| 13 Lourdes Gurriel Jr., R (1, 7) OBP: 0.281, SLG: 0.346 | | | | | | | | | | | | 5 | 1 | 3 | 1 | 0 | 2 | 0 | | | | | | | | | | | | | | | | | |
| 5 Santiago Espinal, R (1, 5) OBP: 0.246, SLG: 0.309 | | | | | | | | | | | | 5 | 0 | 0 | 1 | 0 | 1 | 3 | | | | | | | | | | | | | | | | | |
| 3 Jonathan Davis, R (1, 8) OBP: 0.290, SLG: 0.231 | | | | | | | | | | | | 5 | 1 | 0 | 0 | 0 | 1 | 3 | | | | | | | | | | | | | | | | | |
| 7 Reese McGuire, L (1, 2) OBP: 0.300, SLG: 0.273 | | | | | | | | | | | | 2 | 0 | 0 | 0 | 0 | 0 | 0 | | | | | | | | | | | | | | | | | |
| 44 Rowdy Tellez, L (8, PH) OBP: 0.245, SLG: 0.304 | | | | | | | | | | | | 1 | 1 | 1 | 0 | 0 | 0 | 0 | | | | | | | | | | | | | | | | | |
| 9 Danny Jansen, R (9, 2) OBP: 0.210, SLG: 0.250 | | | | | | | | | | | | 1 | 0 | 0 | 0 | 0 | 0 | 0 | | | | | | | | | | | | | | | | | |
| Inning Stats | R: 0 E: 0 K: 0 S: 8 | H: 0 LOB: 0 BB: 0 P: 12 | R: 1 E: 0 K: 2 S: 16 | H: 1 LOB: 0 BB: 0 P: 21 | R: 0 E: 0 K: 1 S: 9 | H: 0 LOB: 0 BB: 1 P: 13 | R: 2 E: 0 K: 1 S: 9 | H: 2 LOB: 0 BB: 0 P: 12 | R: 0 E: 0 K: 0 S: 7 | H: 0 LOB: 0 BB: 0 P: 11 | R: 0 E: 0 K: 0 S: 10 | H: 0 LOB: 2 BB: 0 P: 17 | R: 2 E: 0 K: 2 S: 17 | H: 3 LOB: 1 BB: 0 P: 25 | R: 0 E: 0 K: 3 S: 9 | H: 0 LOB: 0 BB: 0 P: 13 | R: 2 E: 0 K: 0 S: 11 | H: 2 LOB: 1 BB: 0 P: 17 | R: 1 E: 0 K: 0 S: 11 | H: 1 LOB: 1 BB: 0 P: 14 | 1B: 5 2B: 0 3B: 1 HR: 5 | SF: 0 SAC: 0 DP: 0 HBP: 0 | WP: 0 PB: 0 SB: 0 CS: 0 | PA: 44 | | | | | | | | | | | |
| PITCHER | IP: 6.0 ERA: 4.27 | WLS: 2 BF: 21 | H: 3 R: 3 ER: 3 SO: 4 | R: 3 H: 3 ER: 3 SO: 4 | BB: 0 IBB: 0 HBP: 0 BLK: 0 | WP: 0 HR: 3 S: 59 P: 86 | ERA: 4.50 WHIP: 0.500 | IP: 1.2 ERA: 4.3 | WLS: 1 BF: 3 | H: 1 R: 1 ER: 1 SO: 3 | R: 1 H: 1 ER: 1 SO: 3 | BB: 0 IBB: 0 HBP: 0 BLK: 0 | WP: 0 HR: 0 S: 20 P: 30 | ERA: 1.800 | IP: 0.1 ERA: 4.2 | WLS: 0 BF: 3 | H: 2 R: 1 ER: 1 SO: 9 | R: 1 H: 1 ER: 1 SO: 9 | BB: 0 IBB: 0 HBP: 0 BLK: 0 | WP: 1 HR: 6 S: 27 P: 6000 | ERA: 27.00 WHIP: 6.000 | IP: 0.1 ERA: 3.32 | WLS: 0 BF: 8 | H: 2 R: 2 ER: 1 SO: 3 | R: 0 H: 2 ER: 1 SO: 3 | BB: 0 IBB: 0 HBP: 0 BLK: 0 | WP: 0 HR: 1 S: 20 P: 30 | ERA: 4.50 WHIP: 1.000 | IP: 1.1 ERA: 1.17 | WLS: 1 BF: 4 | H: 1 R: 1 ER: 0 SO: 0 | R: 0 H: 1 ER: 0 SO: 0 | BB: 0 IBB: 0 HBP: 0 BLK: 0 | WP: 0 HR: 1 S: 11 P: 14 | ERA: 0.00 WHIP: 1.000 |

Tampa Bay Rays @ Toronto Blue Jays
TD Ballpark, Dunedin, FL
Mon May 24 2021, 1:10 PM - 5:01 PM EDT
Att. 1,641 - Sunny - 85 F

AB 44
R 8
H 11
RBI 8
BB 0
SO 10
LOB 11




| Batter | 1 | 2 | 3 | 4 | 5 | 6 | 7 | 8 | 9 | AB | R | H | RBI | BB | SO | LOB | TOP | | | | | |
|---|--------------------------------------|----------------------------------|--------------------------------------|----------------------------------|--------------------------------------|---------------------------------|---------------------------------------|----------------------------------|---------------------------------------|----------------------------------|--------------------------------------|----------------------------------|--------------------------------------|---------------------------------|--------------------------------------|---------------------------------|---------------------------------------|----------------------------------|----------------------------------|------------------------------------|----------------------------------|--------|
| 15 Whit Merrifield, R OBP: 0.319, SLG: 0.370 49 Hanser Alberto, R OBP: 0.264, SLG: 0.365 | G6-3 | | L9 | | | 66 HR | | G4-6-3 | | 2 | 0 | 0 | 0 | 0 | 0 | 0 | 2 | | | | | |
| 41 Carlos Santana, S OBP: 0.381, SLG: 0.457 66 Ryan O'Hearn, L OBP: 0.246, SLG: 0.377 | P4 | | | K | | HR | | G4-6-3 | | 2 | 0 | 0 | 0 | 0 | 1 | 0 | 2 | | | | | |
| 13 Salvador Perez, R OBP: 0.306, SLG: 0.473 | | | | K | | K | | | K | 4 | 0 | 1 | 0 | 0 | 3 | 0 | 4 | | | | | |
| 16 Andrew Benintendi, L OBP: 0.346, SLG: 0.388 1 Jarrod Dyson, L OBP: 0.300, SLG: 0.361 | K | | | | | F7 | | | 8 BB | 2 | 0 | 1 | 0 | 0 | 1 | 1 | 2 | | | | | |
| 27 Adalberto Mondesi, S OBP: 0.333, SLG: 0.556 8 Nicky Lopez, L OBP: 0.311, SLG: 0.298 | K2-3 | | | F8 | | | | | | 2 | 0 | 0 | 0 | 0 | 1 | 1 | 1 | | | | | |
| 19 Kelvin Gutiérrez, R OBP: 0.269, SLG: 0.297 | G4-3 | | | | | G5-3 | | G4-3 | | 4 | 0 | 0 | 0 | 0 | 1 | 2 | 4 | | | | | |
| 12 Jorge Soler, R OBP: 0.253, SLG: 0.311 | | | | G4-3 | | | | | | 4 | 0 | 0 | 0 | 0 | 2 | 2 | 4 | | | | | |
| Michael Taylor, R OBP: 0.305, SLG: 0.373 | | | | | | K | | | | 3 | 0 | 1 | 0 | 0 | 1 | 0 | 3 | | | | | |
| 36 Cam Gallagher, R OBP: 0.211, SLG: 0.229 | | | | | | | | F9 | | 3 | 0 | 1 | 0 | 0 | 0 | 1 | 3 | | | | | |
| Inning Stats | R: 0 H: 1 E: 0 K: 1 S: 9 | H: 1 LOB: 1 BB: 0 P: 11 | R: 0 H: 0 E: 0 K: 2 S: 8 | H: 0 LOB: 0 BB: 0 P: 12 | R: 0 H: 1 E: 0 K: 0 S: 8 | H: 1 LOB: 0 BB: 0 P: 9 | R: 0 H: 1 E: 0 K: 2 S: 12 | H: 1 LOB: 1 BB: 0 P: 18 | R: 0 H: 0 E: 0 K: 1 S: 10 | H: 0 LOB: 0 BB: 0 P: 13 | R: 2 H: 2 E: 0 K: 1 S: 8 | H: 2 LOB: 0 BB: 0 P: 10 | R: 0 H: 0 E: 0 K: 1 S: 6 | H: 0 LOB: 0 BB: 0 P: 7 | R: 0 H: 2 E: 0 K: 0 S: 6 | H: 2 LOB: 1 BB: 0 P: 8 | R: 0 H: 1 E: 0 K: 2 S: 19 | H: 1 LOB: 2 BB: 1 P: 27 | 1B: 7 2B: 0 3B: 0 HR: 1 | SF: 0 SAC: 0 DP: 2 HBP: 0 | WP: 0 PB: 0 SB: 0 CS: 0 | PA: 34 |
| PITCHER | IP | WLS | BF | H | R | ER | SO | BB | IBB | HBP | BLK | WP | HR | S | P | ERA | WHIP | | | | | |
| 62 Shane Bieber, L ERA: 3.29 52 Michael Wacha, R ERA: 4.59 31 Collin McHugh, R ERA: 4.02 | 5.0 | W | 17 | 3 | 0 | 0 | 6 | 0 | 0 | 0 | 0 | 0 | 0 | 47 | 63 | 0.00 | 0.600 | | | | | |
| 62 Shane Bieber, L ERA: 3.29 52 Michael Wacha, R ERA: 4.59 31 Collin McHugh, R ERA: 4.02 | 3.0 | H | 12 | 4 | 2 | 2 | 2 | 0 | 0 | 0 | 0 | 0 | 1 | 20 | 25 | 6.00 | 1.333 | | | | | |
| 62 Shane Bieber, L ERA: 3.29 52 Michael Wacha, R ERA: 4.59 31 Collin McHugh, R ERA: 4.02 | 1.0 | | 5 | 1 | 0 | 0 | 2 | 1 | 0 | 0 | 0 | 0 | 0 | 19 | 27 | 0.00 | 2.000 | | | | | |

Kansas City Royals @ Tampa Bay Rays
Tropicana Field, St. Petersburg, FL
Thu May 27 2021, 3:10 PM - 5:48 PM EDT
Att: 5,519 - Dome - 72 F

livebaseballscorecards.com

AB 33
R 2
H 8
RBI 2
BB 1
SO 10
LOB 9




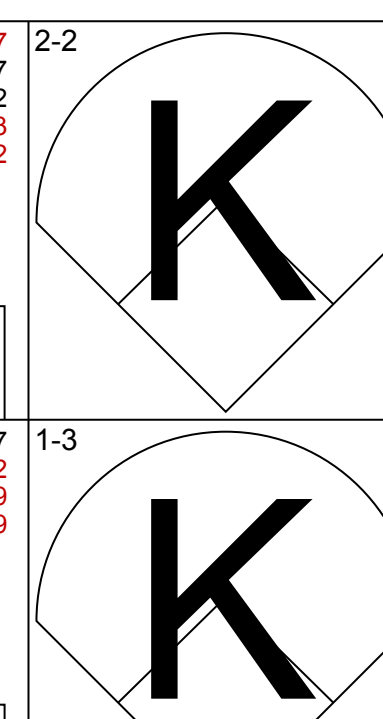
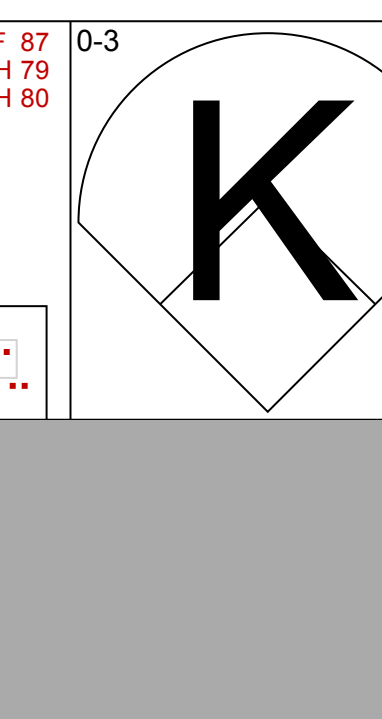
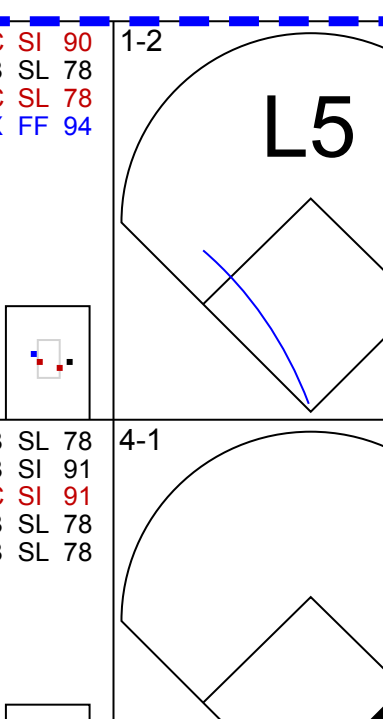
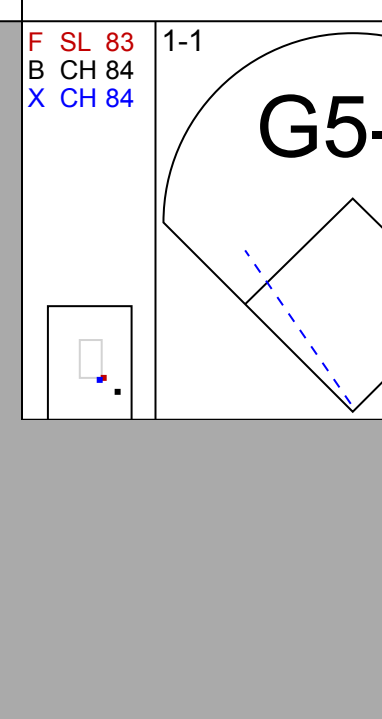
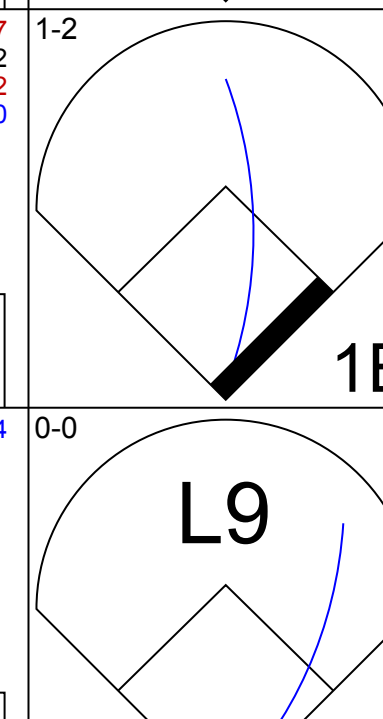
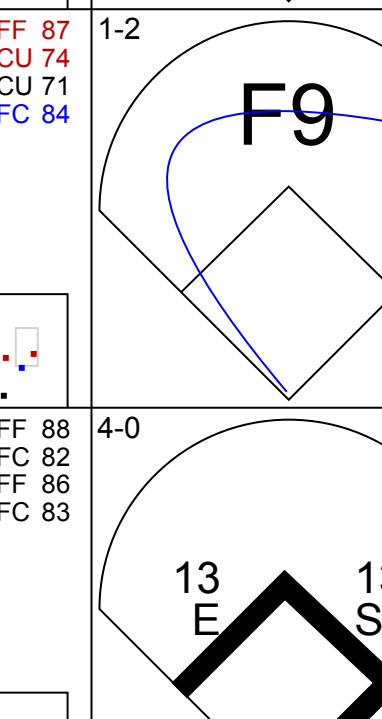
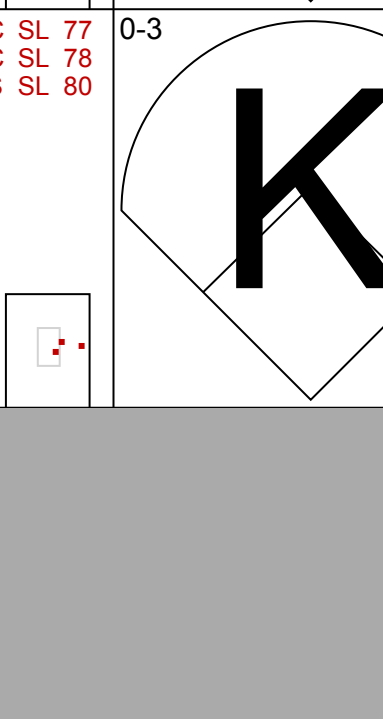
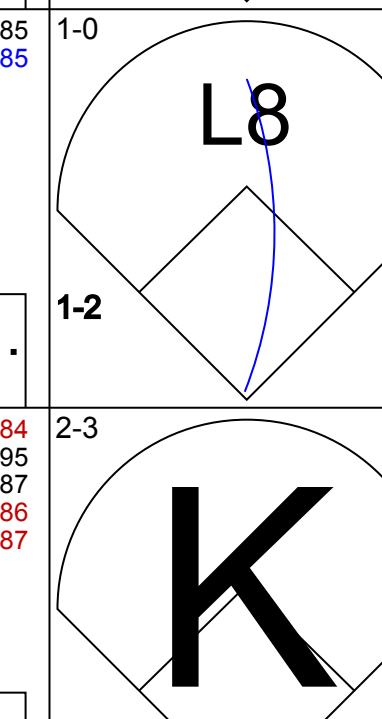

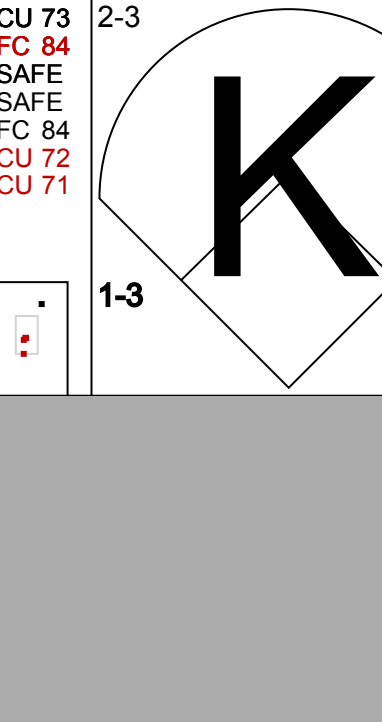
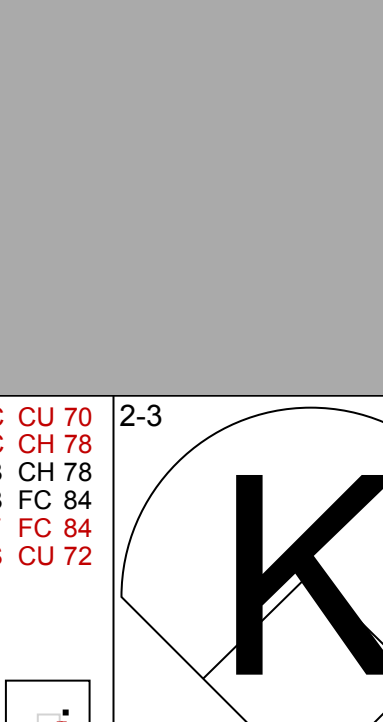
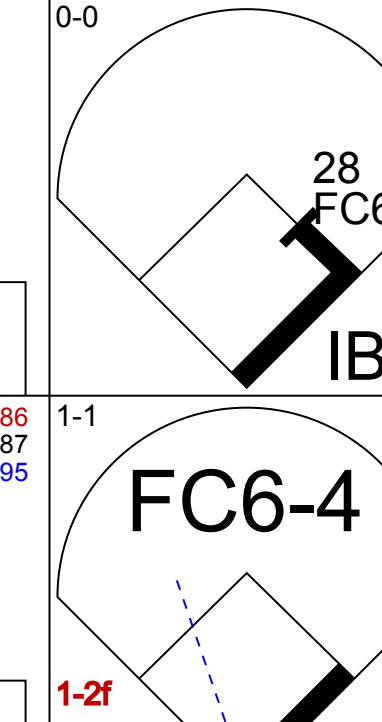


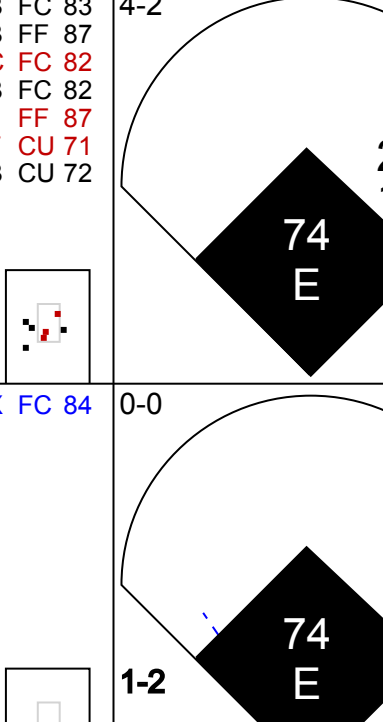


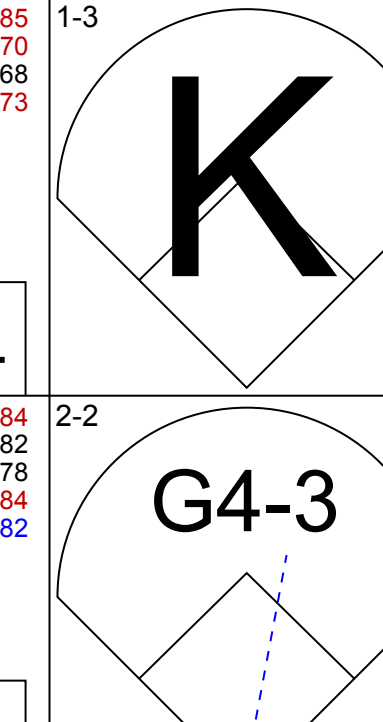
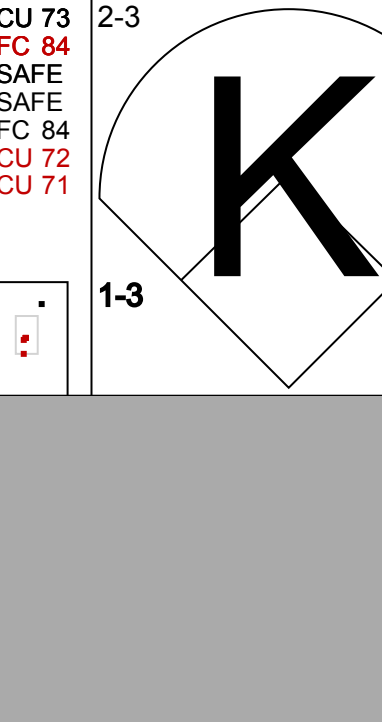
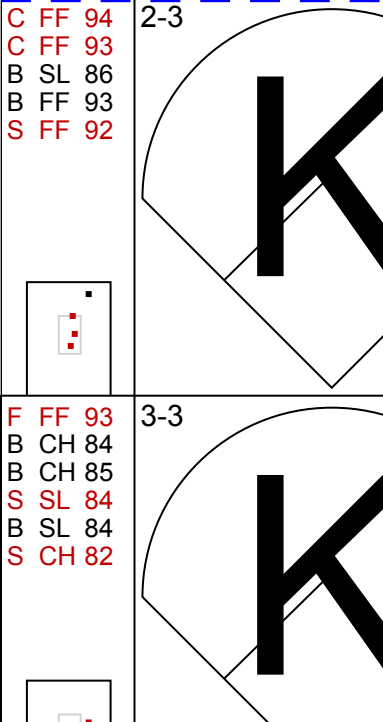
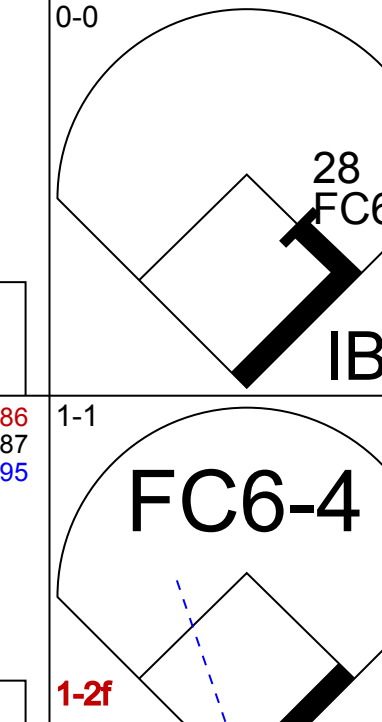





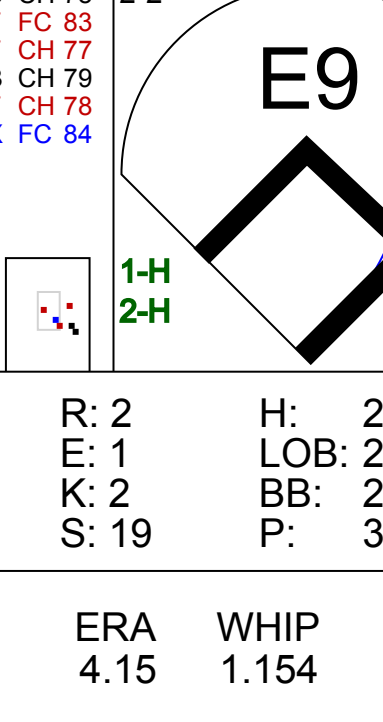
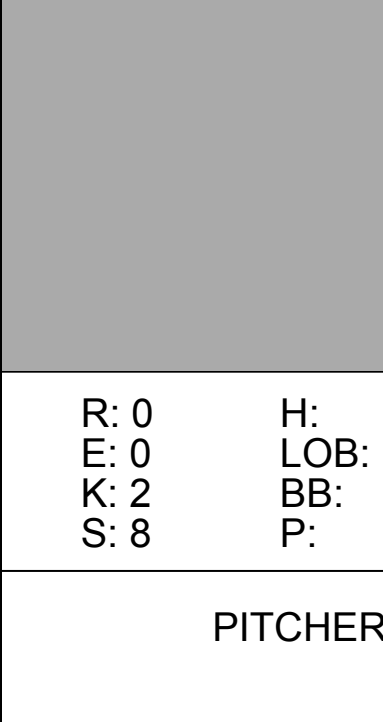
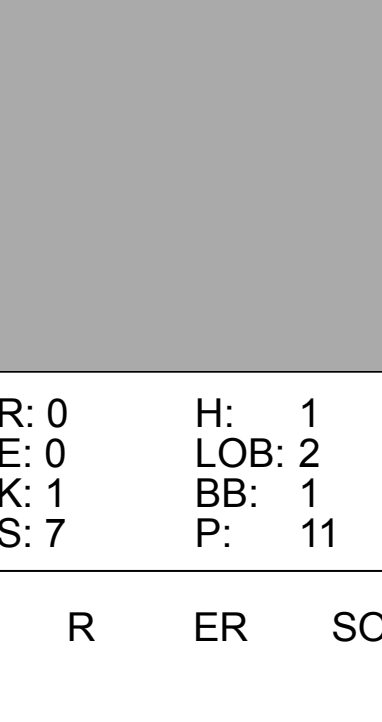
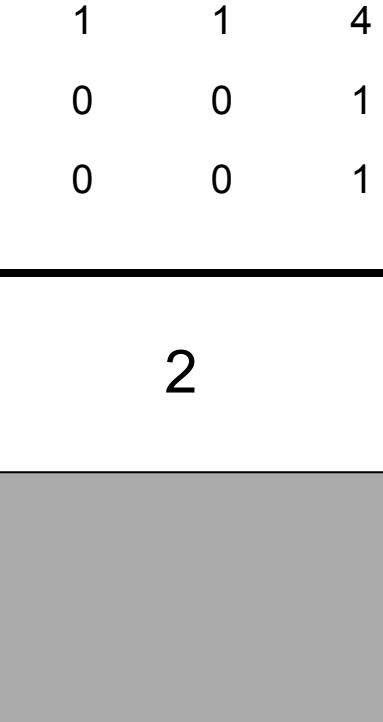
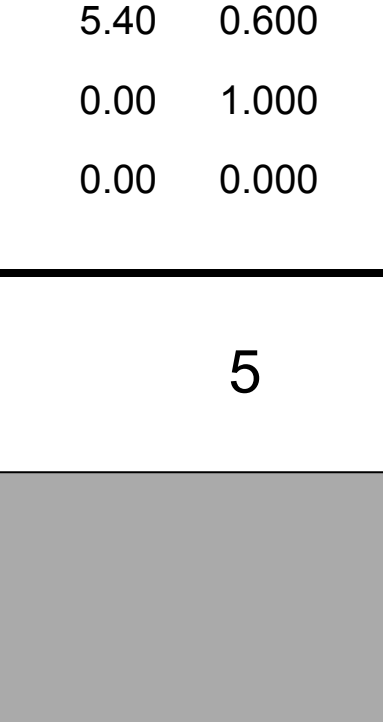
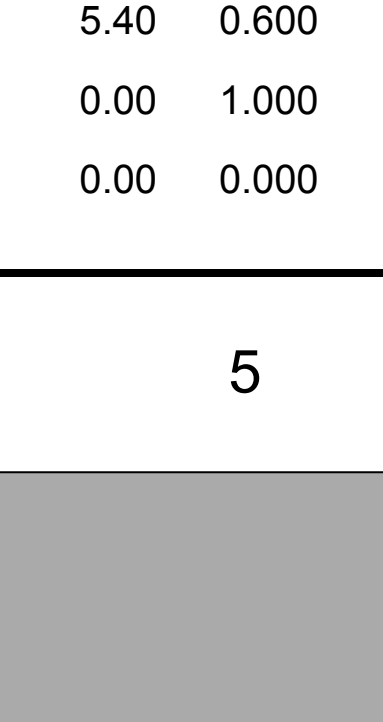
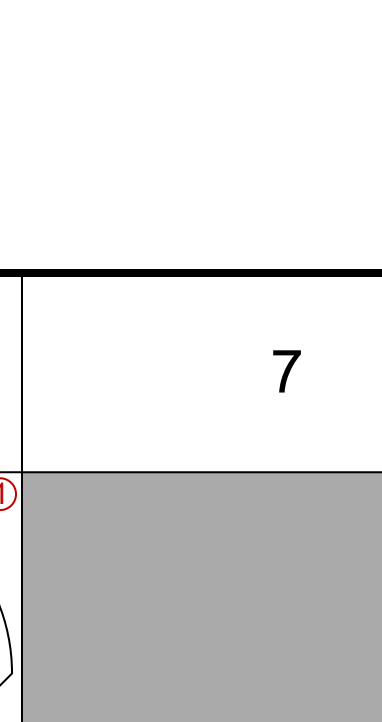
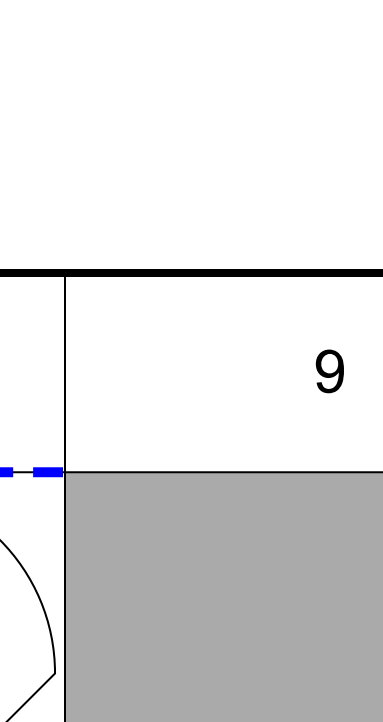
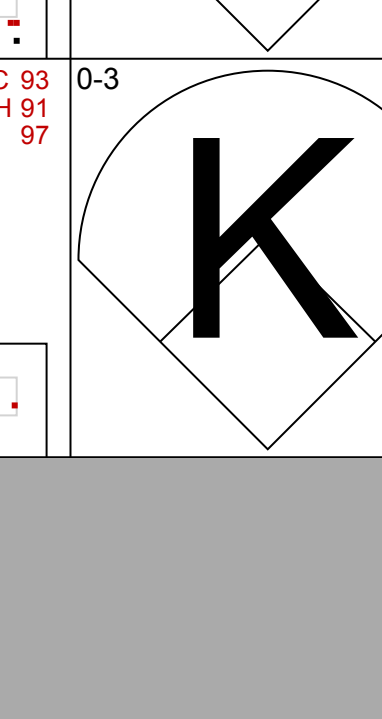



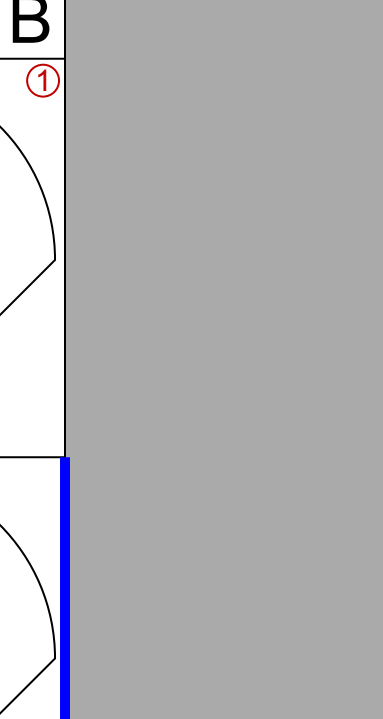



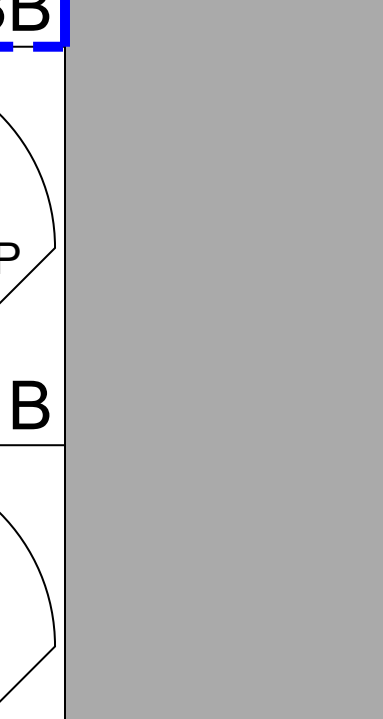
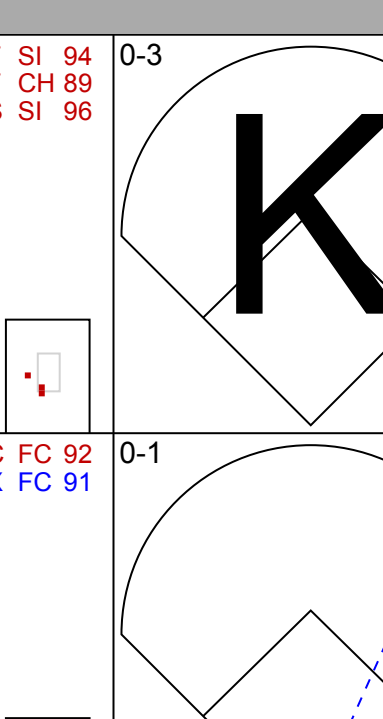
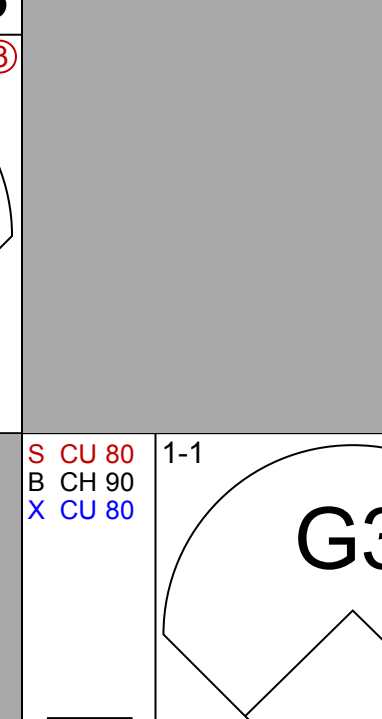
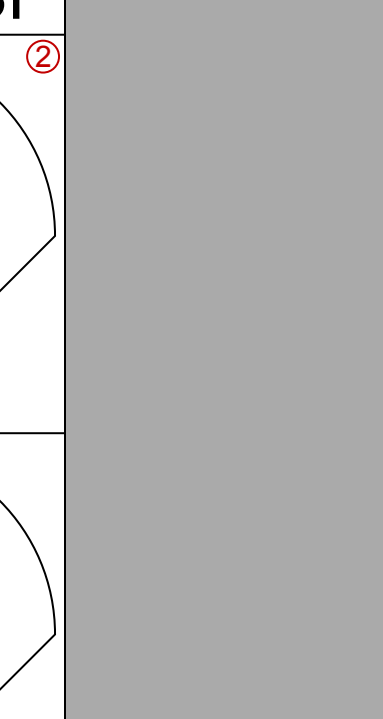
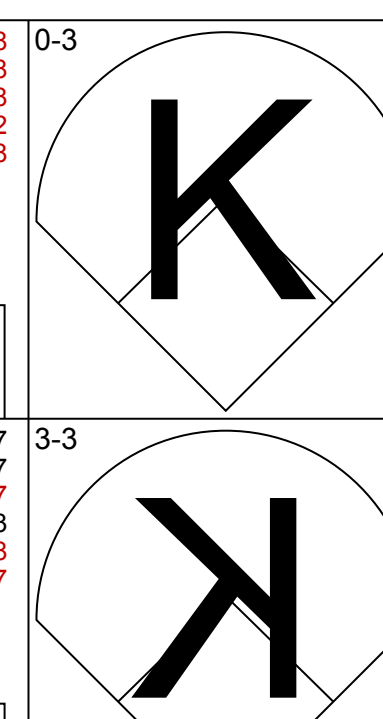
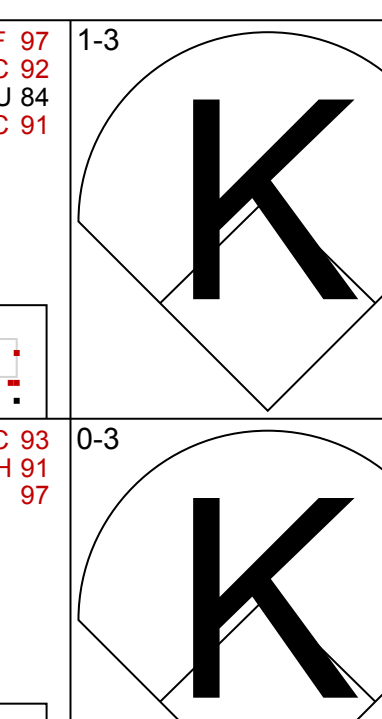
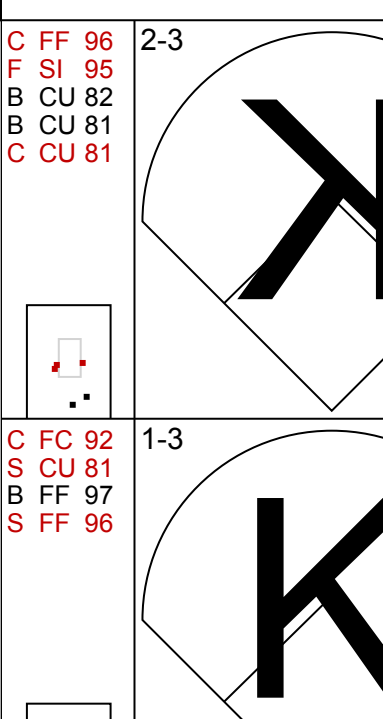
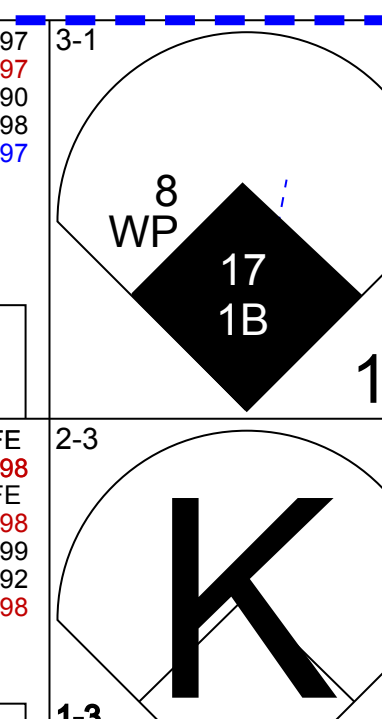
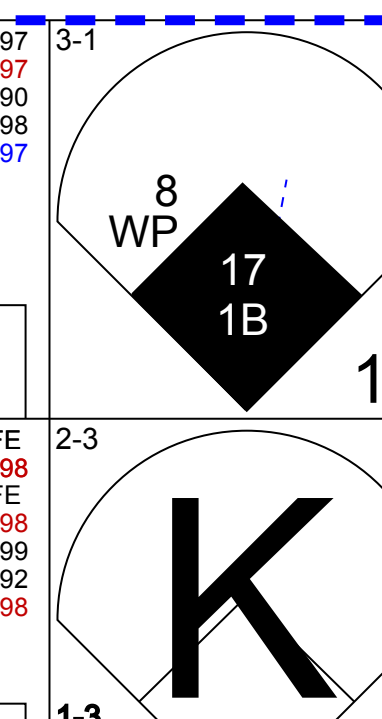
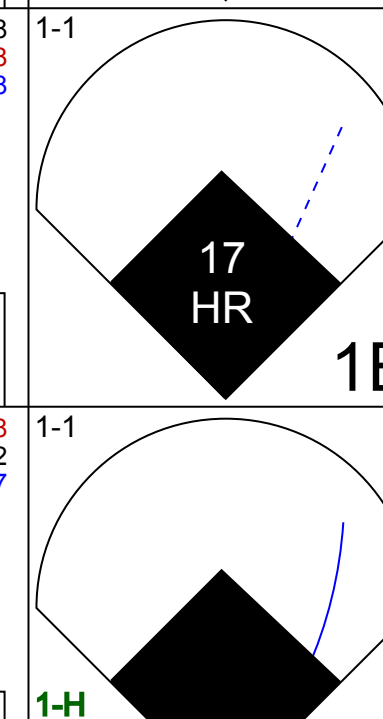

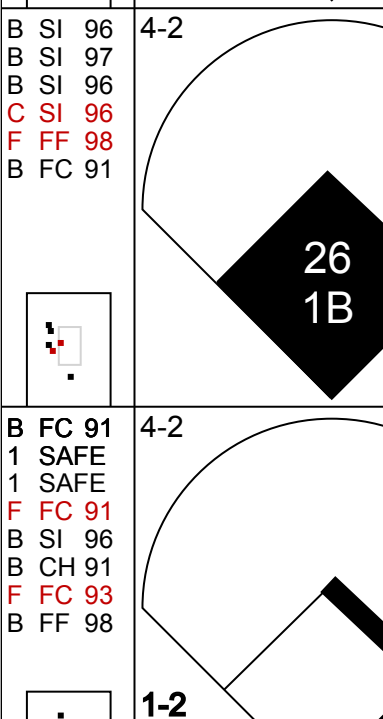
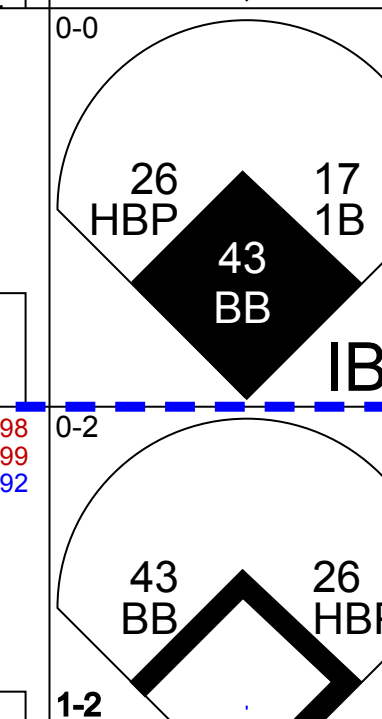
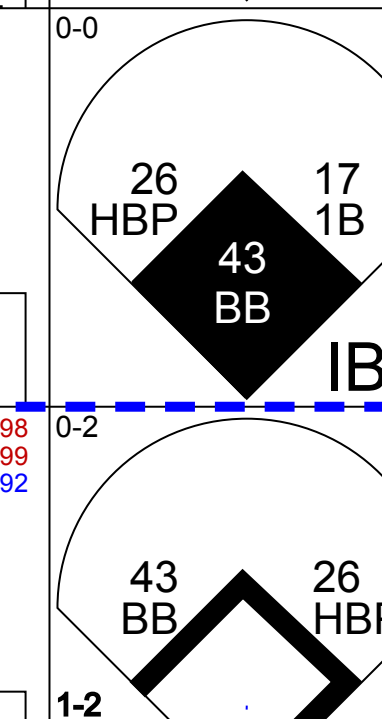

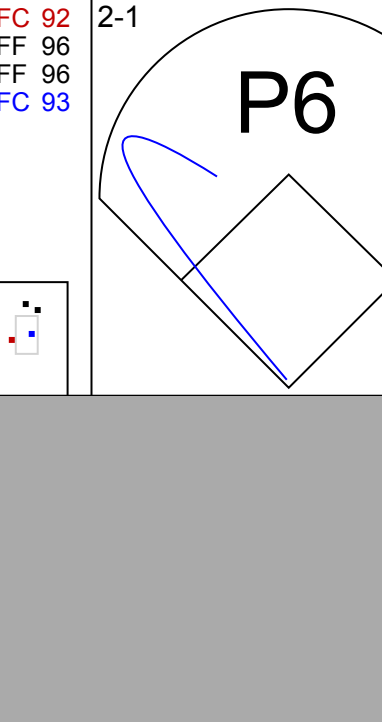
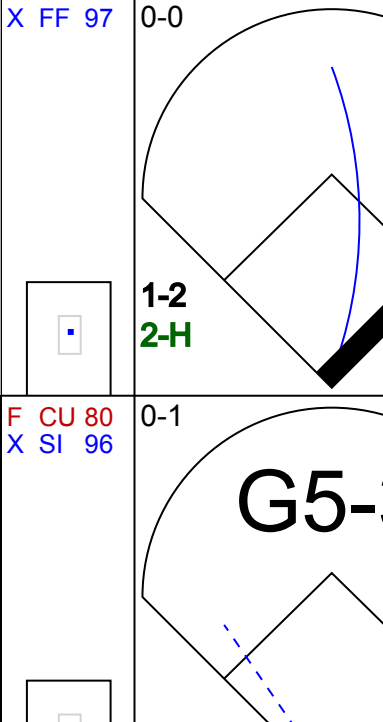
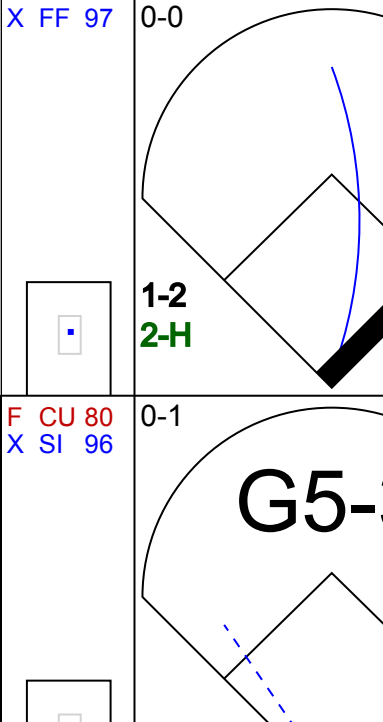
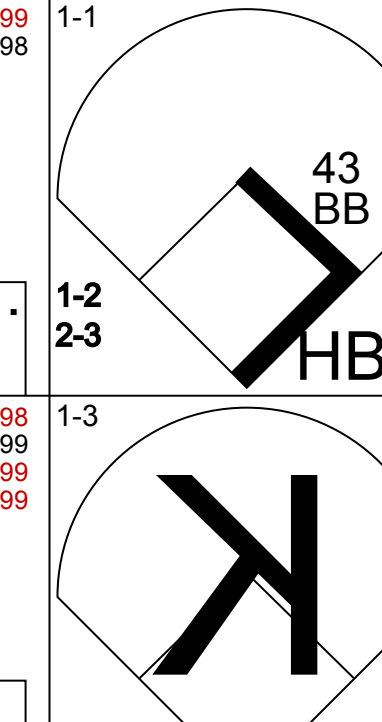
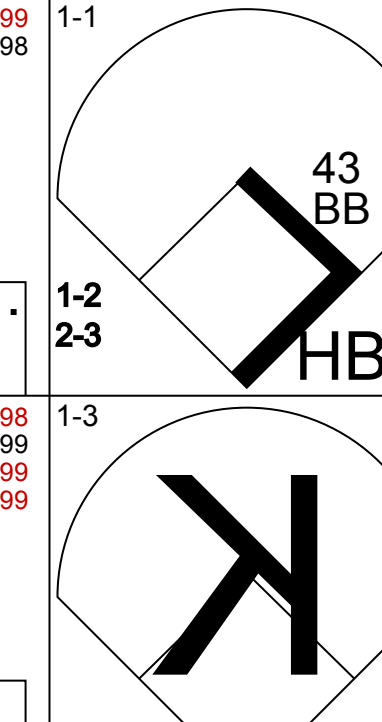




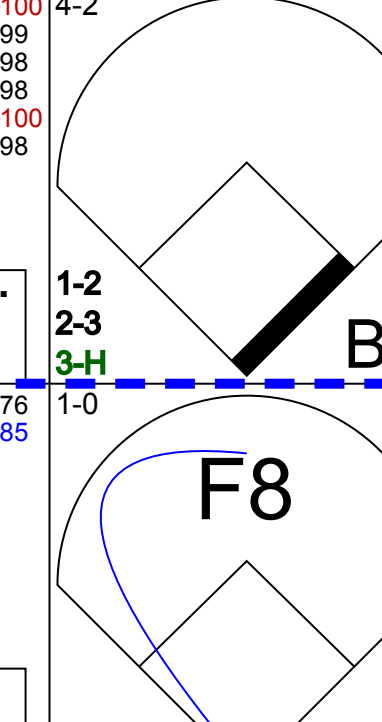
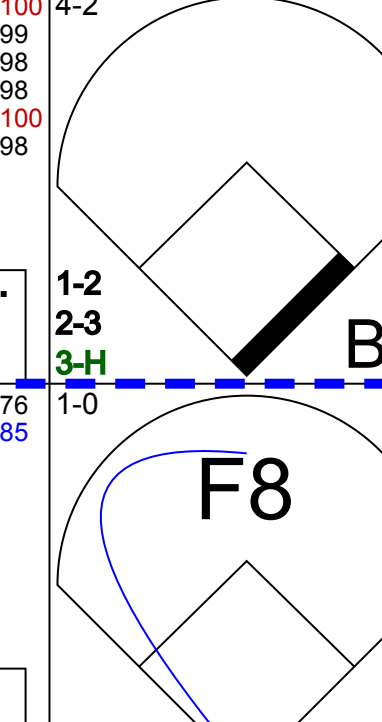

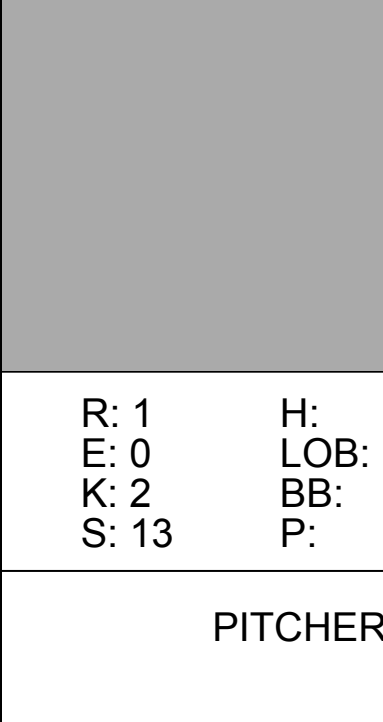
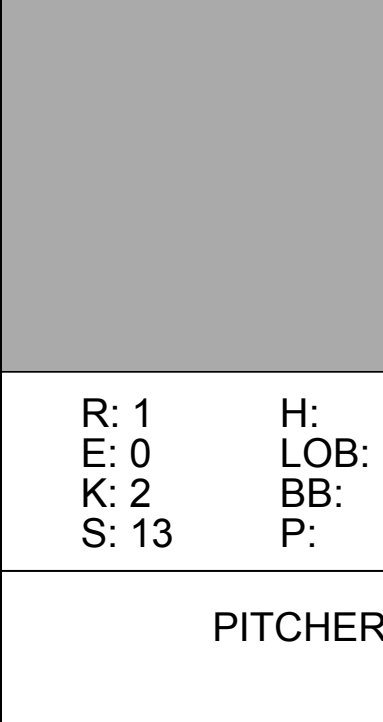
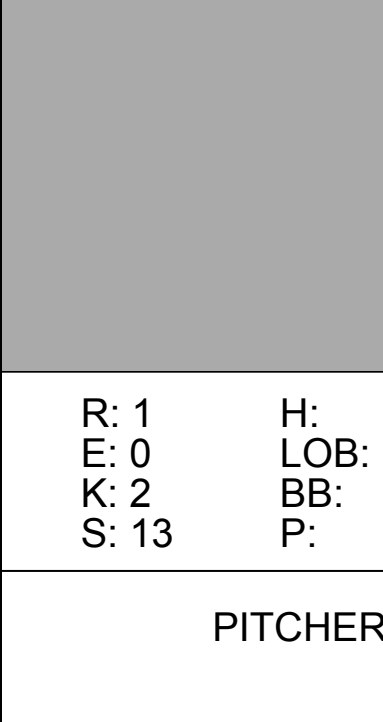
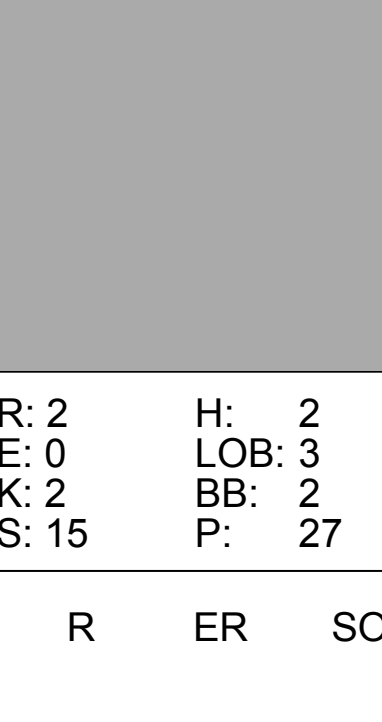
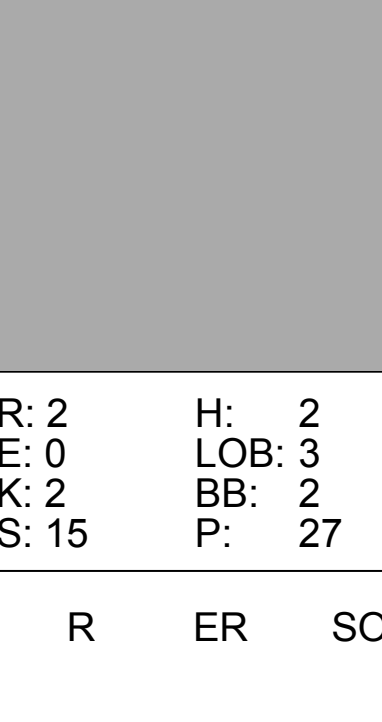





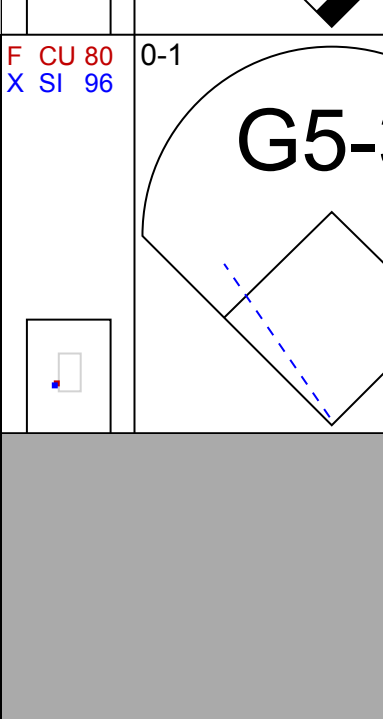
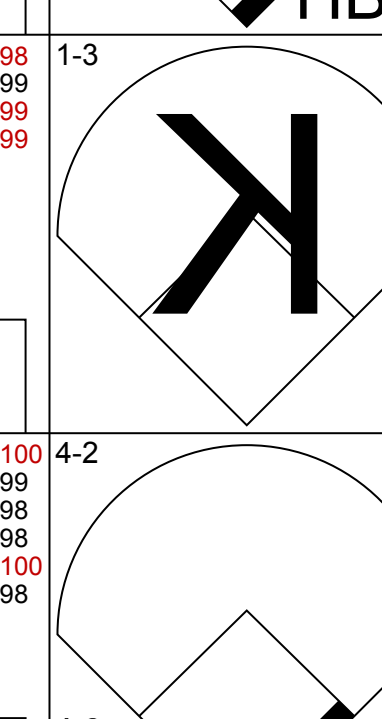
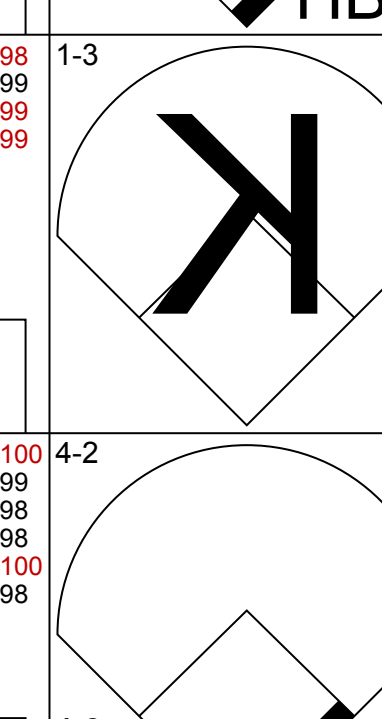
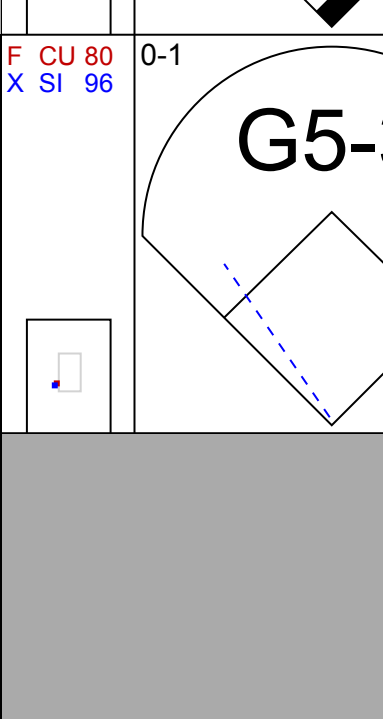
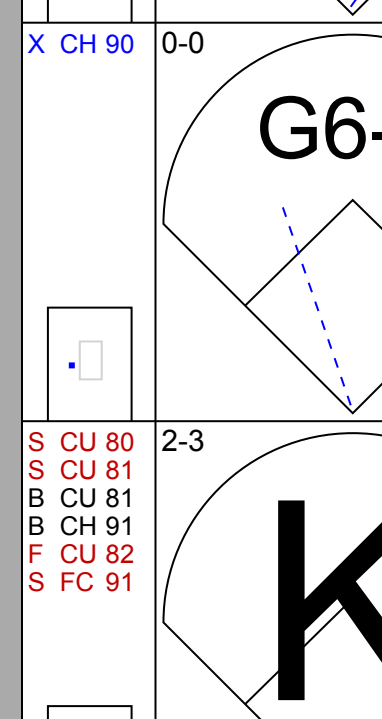
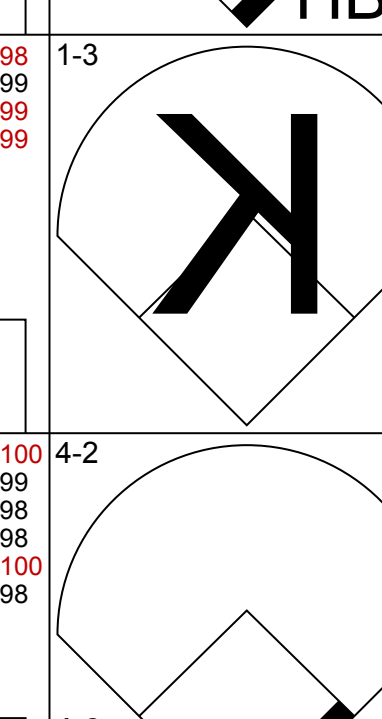
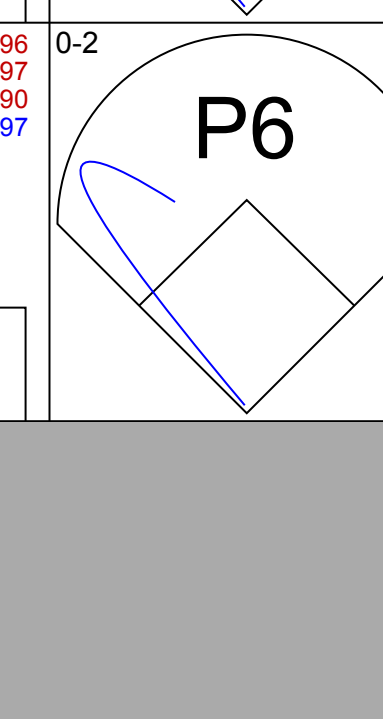
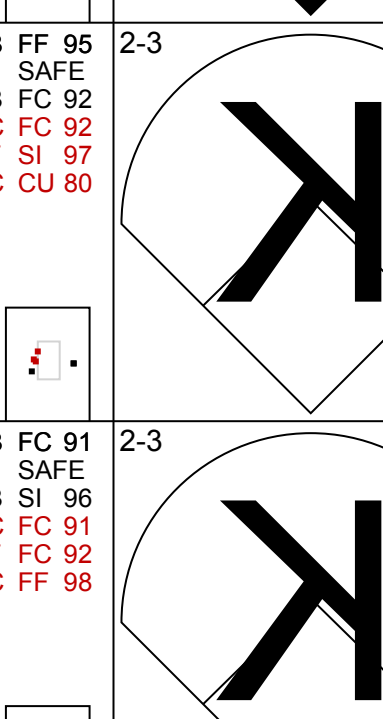

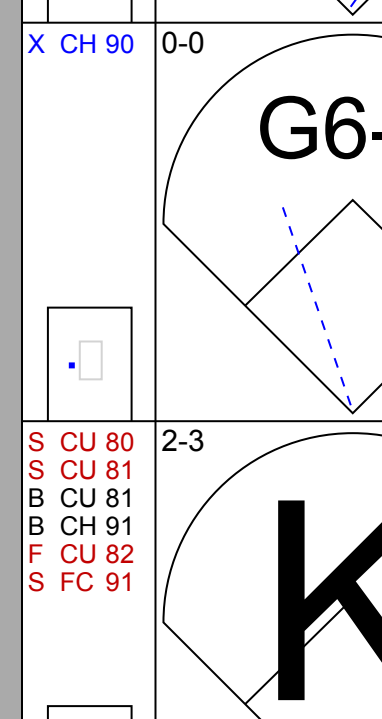
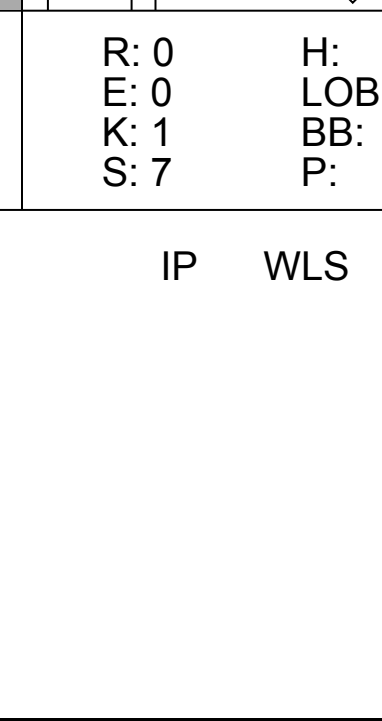
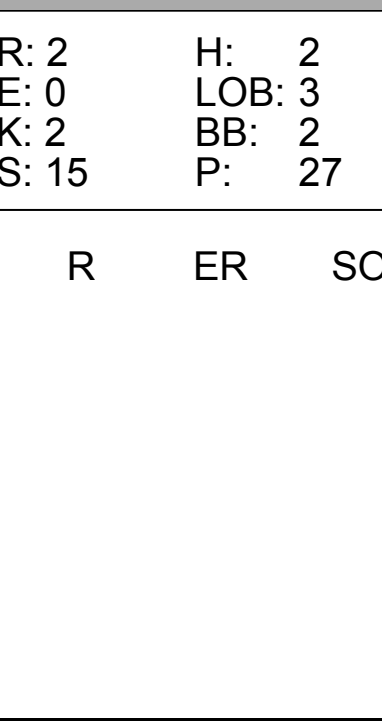
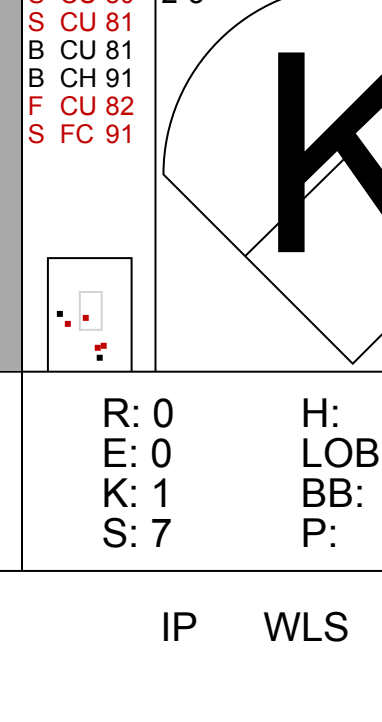
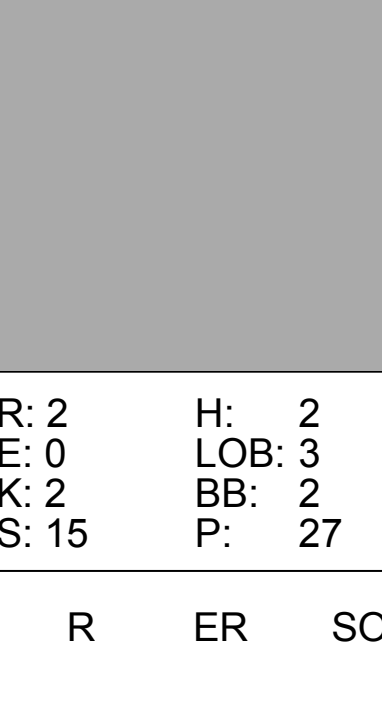
| Batter | 1 | 2 | 3 | 4 | 5 | 6 | 7 | 8 | 9 | AB | R | H | RBI | BB | SO | LOB | BOTTOM | | | | | |
|---|---------------------------------------|----------------------------------|--------------------------------------|----------------------------------|---------------------------------------|----------------------------------|---------------------------------------|----------------------------------|---------------------------------------|----------------------------------|---------------------------------------|----------------------------------|---------------------------------------|----------------------------------|----------------------------------|------------------------------------|----------------------------------|--------|--|--|--|--|
| 56 Randy Arozarena, R OBP: 0.357, SLG: 0.427 | K | | G6-3 | SF9 | | G6-3 | | K | | 4 | 0 | 0 | 1 | 0 | 2 | 0 | 4 | | | | | |
| 8 Brandon Lowe, L OBP: 0.320, SLG: 0.393 | | | | 26 S 17 HR | | K2-3 | | G4-3 | | 2 | 2 | 0 | 0 | 2 | 1 | 0 | 2 | | | | | |
| 26 Ji Man Choi, L OBP: 0.500, SLG: 0.645 | | | | 17 HR | | | | | | 2 | 1 | 1 | 0 | 2 | 1 | 1 | 2 | | | | | |
| 17 Austin Meadows, L OBP: 0.325, SLG: 0.483 | | | | 17 BB | | | | | | 4 | 2 | 2 | 4 | 0 | 1 | 4 | 4 | | | | | |
| 18 Joey Wendle, L OBP: 0.363, SLG: 0.535 | FC6 | | | 17 BB | | | | | | 4 | 1 | 1 | 1 | 0 | 0 | 0 | 4 | | | | | |
| 6 Taylor Walls, S OBP: 0.409, SLG: 0.389 | F8 | | | 6 BB | | | | | | 3 | 0 | 1 | 1 | 1 | 0 | 1 | 3 | | | | | |
| 10 Mike Zunino, R OBP: 0.293, SLG: 0.558 | | | | | | | | | | 3 | 0 | 0 | 0 | 0 | 1 | 2 | 3 | | | | | |
| 39 Kevin Kiermaier, L OBP: 0.283, SLG: 0.278 | | | | | | | | | | 4 | 1 | 2 | 0 | 0 | 2 | 1 | 4 | | | | | |
| 35 Brett Phillips, L OBP: 0.313, SLG: 0.330 | | | | | | | | | | 4 | 0 | 1 | 0 | 0 | 2 | 2 | 4 | | | | | |
| Inning Stats | R: 3 H: 1 E: 0 K: 1 S: 18 | H: 1 LOB: 0 BB: 1 P: 28 | R: 0 H: 0 E: 0 K: 1 S: 9 | H: 0 LOB: 0 BB: 0 P: 12 | R: 3 H: 3 E: 0 K: 2 S: 22 | H: 3 LOB: 1 BB: 1 P: 33 | R: 1 H: 2 E: 0 K: 0 S: 13 | H: 2 LOB: 2 BB: 2 P: 24 | R: 0 H: 1 E: 0 K: 2 S: 10 | H: 1 LOB: 1 BB: 0 P: 14 | R: 0 H: 0 E: 0 K: 1 S: 11 | H: 0 LOB: 1 BB: 0 P: 15 | R: 0 H: 0 E: 0 K: 2 S: 14 | H: 0 LOB: 0 BB: 0 P: 18 | 1B: 5 2B: 1 3B: 1 HR: 1 | SF: 1 SAC: 0 DP: 1 HBP: 2 | WP: 0 PB: 0 SB: 2 CS: 1 | PA: 38 | | | | |
| PITCHER | IP | WLS | BF | H | R | ER | SO | BB | IBB | HBP | BLK | WP | HR | S | P | ERA | WHIP | | | | | |
| 51 Brady Singer, R ERA: 4.91 24 Jakob Junis, R ERA: 5.23 71 Wade Davis, R ERA: 6.61 54 Ervin Santana, R ERA: 2.2 | 2.2 | L | 15 | 4 | 6 | 6 | 3 | 2 | 0 | 0 | 0 | 0 | 0 | 1 | 46 | 20.25 | 2.250 | | | | | |
| 51 Brady Singer, R ERA: 4.91 24 Jakob Junis, R ERA: 5.23 71 Wade Davis, R ERA: 6.61 54 Ervin Santana, R ERA: 2.2 | 2.1 | | 12 | 3 | 1 | 1 | 2 | 3 | 0 | 0 | 0 | 0 | 0 | 27 | 46 | 3.86 | 2.571 | | | | | |
| 51 Brady Singer, R ERA: 4.91 24 Jakob Junis, R ERA: 5.23 71 Wade Davis, R ERA: 6.61 54 Ervin Santana, R ERA: 2.2 | 2.0 | | 8 | 1 | 0 | 0 | 3 | 0 | 0 | 1 | 0 | 0 | 0 | 21 | 29 | 0.00 | 0.500 | | | | | |
| 51 Brady Singer, R ERA: 4.91 24 Jakob Junis, R ERA: 5.23 71 Wade Davis, R ERA: 6.61 54 Ervin Santana, R ERA: 2.2 | 1.0 | | 3 | 0 | 0 | 0 | 2 | 0 | 0 | 0 | 0 | 0 | 0 | 14 | 18 | 0.00 | 0.000 | | | | | |

Kansas City Royals @ Tampa Bay Rays
Tropicana Field, St. Petersburg, FL
Thu May 27 2021, 3:10 PM - 5:48 PM EDT
Att: 5,519 - Dome - 72 F

livebaseballscorecards.com

AB 30
R 7
H 8
RBI 7
BB 5
SO 10
LOB 11



| Batter | 1 | 2 | 3 | 4 | 5 | 6 | 7 | 8 | 9 | AB | R | H | RBI | BB | SO | LOB | TOP | | | | | | | | | | |
|--|---|----------------------------------|---|--|---|---|---|---|---|----------------------------------|---------------------------------------|----------------------------------|---------------------------------------|----------------------------------|---------------------------------------|----------------------------------|---|----------------------------------|----------------------------------|------------------------------------|----------------------------------|--------|--|--|--|--|--|
| 22 Andrew McCutchen, R OBP: 0.317, SLG: 0.385 |  | |  | |  | |  | | | 4 | 0 | 0 | 0 | 0 | 2 | 1 | Philadelphia Phillies @ Tampa Bay Rays Tropicana Field, St. Petersburg, FL Sat May 29 2021, 1:12 PM - 4:16 PM EDT Att. 7,316 - Dome - 72 F | | | | | | | | | | |
| 2 Jean Segura, R OBP: 0.365, SLG: 0.456 |  | | |  |  | | |  | 3 | 0 | 1 | 0 | 1 | 1 | 0 | | | | | | | | | | | | |
| 17 Rhys Hoskins, R OBP: 0.340, SLG: 0.500 |  | | |  |  | | |  | 4 | 0 | 1 | 0 | 0 | 1 | 3 | | | | | | | | | | | | |
| 10 J.T. Realmuto, R OBP: 0.396, SLG: 0.473 |  | | |  |  | |  |  | 3 | 0 | 0 | 0 | 1 | 1 | 2 | | | | | | | | | | | | |
| 13 Brad Miller, L OBP: 0.361, SLG: 0.490 |  | | |  | | |  |  | 3 | 0 | 0 | 0 | 1 | 3 | 1 | | | | | | | | | | | | |
| 29 Nick Maton, L OBP: 0.311, SLG: 0.392 |  | | |  | | |  |  | 0 | 0 | 0 | 0 | 0 | 0 | 0 | | | | | | | | | | | | |
| 28 Alec Bohm, R OBP: 0.244, SLG: 0.310 |  | | |  |  | | |  | 4 | 0 | 0 | 0 | 0 | 2 | 2 | | | | | | | | | | | | |
| 37 Odúbel Herrera, L OBP: 0.333, SLG: 0.390 |  | | |  |  | |  |  | 3 | 1 | 0 | 0 | 1 | 2 | 0 | | | | | | | | | | | | |
| 24 Roman Quinn, S OBP: 0.306, SLG: 0.288 | | |  | |  |  |  |  | 2 | 1 | 1 | 0 | 0 | 1 | 0 | | | | | | | | | | | | |
| 7 Matt Joyce, L OBP: 0.269, SLG: 0.195 | | | |  |  | |  |  | 2 | 1 | 1 | 1 | 0 | 0 | 0 | | | | | | | | | | | | |
| 74 Ronald Torreyes, R OBP: 0.387, SLG: 0.414 | | | | |  |  | |  | 4 | 0 | 1 | 2 | 0 | 2 | 0 | | | | | | | | | | | | |
| Inning Stats | R: 0 H: 1 E: 0 K: 2 S: 10 | H: 1 LOB: 1 BB: 0 P: 14 | R: 0 H: 0 E: 0 K: 2 S: 10 | H: 0 LOB: 0 BB: 0 P: 14 | R: 0 H: 0 E: 0 K: 2 S: 8 | H: 0 LOB: 0 BB: 0 P: 9 | R: 0 H: 0 E: 0 K: 1 S: 11 | H: 0 LOB: 1 BB: 2 P: 21 | R: 2 H: 2 E: 1 K: 2 S: 19 | H: 2 LOB: 2 BB: 2 P: 32 | R: 0 H: 0 E: 0 K: 2 S: 8 | H: 0 LOB: 0 BB: 0 P: 14 | R: 1 H: 1 E: 0 K: 2 S: 10 | H: 1 LOB: 0 BB: 0 P: 14 | R: 0 H: 1 E: 0 K: 1 S: 7 | H: 1 LOB: 2 BB: 1 P: 13 | R: 0 H: 0 E: 0 K: 1 S: 9 | H: 0 LOB: 0 BB: 0 P: 13 | 1B: 3 2B: 1 3B: 0 HR: 1 | SF: 0 SAC: 0 DP: 0 HBP: 0 | WP: 0 PB: 0 SB: 2 CS: 0 | PA: 36 | | | | | |
| PITCHER | IP | WLS | BF | H | R | ER | SO | BB | IBB | HBP | BLK | WP | HR | S | P | ERA | WHIP | PITCHER | | | | | | | | | |
| 48 Ryan Yarbrough, L ERA: 4.26 | 4.1 | | 18 | 3 | 2 | 2 | 8 | 2 | 0 | 0 | 0 | 0 | 0 | 51 | 78 | 4.15 | 1.154 | | | | | | | | | | |
| 81 Ryan Thompson, R ERA: 2.31 | 1.0 | | 4 | 0 | 0 | 0 | 1 | 0 | 0 | 0 | 0 | 0 | 0 | 9 | 15 | 0.00 | 1.000 | | | | | | | | | | |
| 59 Jeffrey Springs, L ERA: 3.47 | 1.2 | | 6 | 1 | 1 | 1 | 4 | 0 | 0 | 0 | 0 | 0 | 1 | 16 | 25 | 5.40 | 0.600 | | | | | | | | | | |
| 63 Diego Castillo, R ERA: 3.2 | 1.0 | W | 5 | 1 | 0 | 0 | 1 | 0 | 1 | 0 | 0 | 0 | 0 | 7 | 11 | 0.00 | 1.000 | | | | | | | | | | |
| 34 J.P. Feyereisen, R ERA: 2.95 | 1.0 | S | 3 | 0 | 0 | 0 | 1 | 0 | 0 | 0 | 0 | 0 | 0 | 9 | 13 | 0.00 | 0.000 | | | | | | | | | | |
| Batter | 1 | 2 | 3 | 4 | 5 | 6 | 7 | 8 | 9 | AB | R | H | RBI | BB | SO | LOB | BOTTOM | | | | | | | | | | |
| 56 Randy Arozarena, R OBP: 0.355, SLG: 0.423 |  | |  | | |  | |  |  | 4 | 1 | 1 | 0 | 0 | 3 | 0 | Philadelphia Phillies @ Tampa Bay Rays Tropicana Field, St. Petersburg, FL Sat May 29 2021, 1:12 PM - 4:16 PM EDT Att. 7,316 - Dome - 72 F | | | | | | | | | | |
| 8 Brandon Lowe, L OBP: 0.314, SLG: 0.384 |  | |  | | |  | |  |  | 4 | 0 | 0 | 0 | 0 | 4 | 1 | | | | | | | | | | | |
| 2 Yandy Diaz, R OBP: 0.387, SLG: 0.299 |  | | |  | | |  |  |  | 2 | 2 | 1 | 0 | 2 | 0 | 0 | | | | | | | | | | | |
| 6 Taylor Walls, S OBP: 0.409, SLG: 0.389 |  | | |  | | |  |  |  | 0 | 1 | 0 | 0 | 0 | 0 | 0 | | | | | | | | | | | |
| 17 Austin Meadows, L OBP: 0.333, SLG: 0.503 |  | |  | |  | |  |  |  | 3 | 1 | 2 | 3 | 1 | 1 | 0 | | | | | | | | | | | |
| 26 Ji Man Choi, L OBP: 0.500, SLG: 0.618 |  | | |  | | |  |  |  | 3 | 0 | 1 | 1 | 0 | 1 | 0 | | | | | | | | | | | |
| 13 Manuel Margot, R OBP: 0.279, SLG: 0.382 |  | | | |  | |  |  |  | 4 | 0 | 0 | 0 | 0 | 3 | 5 | | | | | | | | | | | |
| 18 Joey Wendle, L ERA: 2.52 |  | | | | | | |  |  | 3 | 0 | 1 | 0 | 0 | 0 | 0 | | | | | | | | | | | |
| 43 Mike Brosseau, R OBP: 0.257, SLG: 0.337 |  | | | |  | | |  |  | 0 | 0 | 0 | 1 | 1 | 0 | 0 | | | | | | | | | | | |
| 28 Francisco Mejia, S OBP: 0.323, SLG: 0.427 | | | | | | | | | | 4 | 0 | 0 | 0 | 0 | 1 | 4 | | | | | | | | | | | |
| 39 Kevin Kiermaier, L OBP: 0.275, SLG: 0.270 |  | | | |  | | |  |  | 3 | 0 | 0 | 0 | 0 | 3 | 1 | | | | | | | | | | | |
| Inning Stats | R: 2 H: 2 E: 0 K: 3 S: 16 | H: 2 LOB: 0 BB: 0 P: 24 | R: 0 H: 0 E: 0 K: 1 S: 9 | H: 0 LOB: 0 BB: 0 P: 10 | R: 0 H: 0 E: 0 K: 3 S: 9 | H: 0 LOB: 0 BB: 0 P: 10 | R: 0 H: 0 E: 0 K: 1 S: 6 | H: 0 LOB: 0 BB: 0 P: 8 | R: 0 H: 1 E: 0 K: 3 S: 11 | H: 1 LOB: 0 BB: 0 P: 15 | R: 1 H: 1 E: 0 K: 2 S: 13 | H: 1 LOB: 2 BB: 2 P: 24 | R: 0 H: 0 E: 0 K: 1 S: 7 | H: 0 LOB: 0 BB: 0 P: 10 | R: 2 H: 2 E: 0 K: 2 S: 15 | H: 2 LOB: 3 BB: 2 P: 27 | R: 2 H: 2 E: 0 K: 2 S: 15 | H: 2 LOB: 3 BB: 2 P: 27 | 1B: 5 2B: 0 3B: 0 HR: 1 | SF: 0 SAC: 0 DP: 0 HBP: 1 | WP: 1 PB: 0 SB: 0 CS: 0 | PA: 35 | | | | | |
| PITCHER | IP | WLS | BF | H | R | ER | SO | BB | IBB | HBP | BLK | WP | HR | S | P | ERA | WHIP | PITCHER | | | | | | | | | |
| 45 Zack Wheeler, R ERA: 2.52 | 7.0 | | 27 | 4 | 3 | 3 | 14 | 2 | 0 | 0 | 0 | 0 | 0 | 71 | 101 | 3.86 | 0.857 | | | | | | | | | | |
| 54 Sam Coonrod, R ERA: 3.63 | 0.1 | L | 3 | 1 | 2 | 2 | 1 | 0 | 1 | 0 | 0 | 1 | 0 | 5 | 10 | 54.00 | 3.000 | | | | | | | | | | |
| 46 José Alvarado, L ERA: 3.63 | 0.1 | | 4 | 1 | 0 | 0 | 1 | 1 | 0 | 1 | 0 | 0 | 0 | 9 | 15 | 0.00 | 6.000 | | | | | | | | | | |
| 23 Archie Bradley, R ERA: 7.11 | 0.1 | | 1 | 0 | 0 | 0 | 0 | 0 | 0 | 0 | 0 | 0 | 0 | 1 | 2 | 0.00 | 0.000 | | | | | | | | | | |

| Batter | 1 | 2 | 3 | 4 | 5 | 6 | 7 | 8 | 9 | AB | R | H | RBI | BB | SO | LOB | TOP | | | | | | |
|---|---|----------------------------------|------------------------------|----------------------------------|-------------------------------|----------------------------------|-------------------------------|----------------------------------|------------------------------|---------------------------------|-------------------------------|----------------------------------|-------------------------------|----------------------------------|------------------------------|----------------------------------|--|----------------------------------|----------------------------------|------------------------------------|----------------------------------|--------|-------|
| 37 Odúbel Herrera, L (1, 8) OBP: 0.328, SLG: 0.381 | | | | | | | | | | 5 | 1 | 1 | 0 | 0 | 1 | 4 | Philadelphia Phillies @ Tampa Bay Rays Tropicana Field, St. Petersburg, FL Sun May 30 2021, 1:10 PM - 4:22 PM EDT Att. 7,479 - Dome - 72 F | | | | | | |
| 2 Jean Segura, R (1, 4) OBP: 0.356, SLG: 0.457 | | | | | | | | | | 4 | 1 | 2 | 0 | 0 | 0 | 0 | | | | | | | |
| 17 Rhys Hoskins, R (1, 3) OBP: 0.338, SLG: 0.495 | | | | | | | | | | 4 | 0 | 1 | 0 | 0 | 1 | 3 | | | | | | | |
| 10 J.T. Realmuto, R (1, 10) OBP: 0.391, SLG: 0.470 | | | | | | | | | | 3 | 0 | 1 | 1 | 0 | 1 | 0 | | | | | | | |
| 13 Brad Miller, L (1, 9) OBP: 0.366, SLG: 0.500 | | | | | | | | | | 4 | 0 | 2 | 1 | 0 | 1 | 2 | | | | | | | |
| 22 Andrew McCutchen, R (1, 7) OBP: 0.316, SLG: 0.363 | | | | | | | | | | 4 | 0 | 1 | 0 | 0 | 0 | 2 | | | | | | | |
| 28 Alec Bohm, R (1, 5) OBP: 0.244, SLG: 0.305 | | | | | | | | | | 3 | 0 | 0 | 0 | 1 | 0 | 1 | | | | | | | |
| 74 Ronald Torreyes, R (1, 6) OBP: 0.353, SLG: 0.375 | | | | | | | | | | 3 | 0 | 0 | 0 | 0 | 2 | 0 | | | | | | | |
| 7 Matt Joyce, L (9, PH) OBP: 0.254, SLG: 0.190 | | | | | | | | | | 1 | 0 | 0 | 0 | 0 | 1 | 2 | | | | | | | |
| 5 Andrew Knapp, S (1, 2) OBP: 0.218, SLG: 0.213 | | | | | | | | | | 4 | 0 | 2 | 0 | 0 | 1 | 0 | | | | | | | |
| Inning Stats | R: 0 E: 0 K: 0 S: 11 | H: 2 LOB: 2 BB: 0 P: 16 | R: 0 E: 0 K: 0 S: 8 | H: 1 LOB: 0 BB: 0 P: 15 | R: 0 E: 0 K: 2 S: 15 | H: 1 LOB: 0 BB: 0 P: 21 | R: 0 E: 0 K: 2 S: 11 | H: 0 LOB: 0 BB: 0 P: 18 | R: 0 E: 0 K: 1 S: 5 | H: 0 LOB: 0 BB: 0 P: 9 | R: 2 E: 0 K: 0 S: 12 | H: 3 LOB: 1 BB: 0 P: 17 | R: 0 E: 0 K: 1 S: 11 | H: 1 LOB: 1 BB: 0 P: 18 | R: 0 E: 0 K: 1 S: 8 | H: 0 LOB: 0 BB: 0 P: 11 | R: 0 E: 0 K: 1 S: 16 | H: 2 LOB: 3 BB: 1 P: 27 | 1B: 8 2B: 2 3B: 0 HR: 0 | SF: 1 SAC: 0 DP: 1 HBP: 0 | WP: 0 PB: 0 SB: 1 CS: 0 | PA: 37 | |
| PITCHER | IP WLS BF H R ER SO BB IBB HBP BLK WP HR S P ERA WHIP | | | | | | | | | | | | | | | | | | | | | | |
| 31 Collin McHugh, R (1, 1) ERA: 3.86 | 0.2 | 4 | 2 | 0 | 0 | 0 | 0 | 0 | 0 | 0 | 0 | 0 | 0 | 0 | 0 | 0 | 0 | 0 | 0 | 10 | 14 | 0.00 | 3.000 |
| 19 Josh Fleming, L (1, 1) ERA: 2.98 | 4.2 | W | 17 | 4 | 2 | 2 | 5 | 0 | 0 | 0 | 0 | 0 | 0 | 0 | 0 | 0 | 0 | 0 | 0 | 47 | 75 | 3.86 | 0.857 |
| 36 Andrew Kittredge, R (6, 1) ERA: 1.11 | 1.1 | H | 6 | 2 | 0 | 0 | 1 | 0 | 0 | 0 | 0 | 0 | 0 | 0 | 0 | 0 | 0 | 0 | 0 | 12 | 18 | 0.00 | 1.500 |
| 59 Jeffrey Springs, L (7, 1) ERA: 3.42 | 0.1 | H | 1 | 0 | 0 | 0 | 0 | 0 | 0 | 0 | 0 | 0 | 0 | 0 | 0 | 0 | 0 | 0 | 0 | 4 | 7 | 0.00 | 0.000 |
| 29 Pete Fairbanks, R (8, 1) ERA: 1.89 | 1.0 | | 3 | 0 | 0 | 0 | 1 | 0 | 0 | 0 | 0 | 0 | 0 | 0 | 0 | 0 | 0 | 0 | 0 | 8 | 11 | 0.00 | 0.000 |
| 63 Diego Castillo, R (9, 1) ERA: 3.05 | 1.0 | | 6 | 2 | 0 | 0 | 1 | 1 | 0 | 0 | 0 | 0 | 0 | 0 | 0 | 0 | 0 | 0 | 0 | 16 | 27 | 0.00 | 3.000 |


| Batter | 1 | 2 | 3 | 4 | 5 | 6 | 7 | 8 | 9 | AB | R | H | RBI | BB | SO | LOB | BOTTOM | | | | | | |
|---|---|----------------------------------|-------------------------------|----------------------------------|-------------------------------|----------------------------------|-------------------------------|----------------------------------|-------------------------------|----------------------------------|-------------------------------|----------------------------------|-------------------------------|----------------------------------|------------------------------|----------------------------------|--|----------------------------------|------------------------------------|----------------------------------|--------|------|-------|
| 56 Randy Arozarena, R (1, 10) OBP: 0.357, SLG: 0.422 | | | | | | | | | | 3 | 2 | 1 | 0 | 1 | 0 | 1 | Philadelphia Phillies @ Tampa Bay Rays Tropicana Field, St. Petersburg, FL Sun May 30 2021, 1:10 PM - 4:22 PM EDT Att. 7,479 - Dome - 72 F | | | | | | |
| 8 Brandon Lowe, L (1, 4) OBP: 0.313, SLG: 0.381 | | | | | | | | | | 4 | 0 | 1 | 0 | 0 | 2 | 1 | | | | | | | |
| 26 Ji Man Choi, L (1, 3) OBP: 0.479, SLG: 0.605 | | | | | | | | | | 4 | 0 | 1 | 1 | 0 | 3 | 1 | | | | | | | |
| 17 Austin Meadows, L (1, 7) OBP: 0.346, SLG: 0.511 | | | | | | | | | | 1 | 1 | 1 | 0 | 3 | 0 | 0 | | | | | | | |
| 18 Joey Wendle, L (1, 5) OBP: 0.360, SLG: 0.525 | | | | | | | | | | 4 | 1 | 1 | 1 | 0 | 1 | 5 | | | | | | | |
| 6 Taylor Walls, S (1, 6) OBP: 0.346, SLG: 0.318 | | | | | | | | | | 4 | 0 | 0 | 0 | 0 | 2 | 2 | | | | | | | |
| 10 Mike Zunino, R (1, 2) OBP: 0.300, SLG: 0.593 | | | | | | | | | | 4 | 1 | 2 | 2 | 0 | 1 | 0 | | | | | | | |
| 39 Kevin Kiermaier, L (1, 8) OBP: 0.265, SLG: 0.260 | | | | | | | | | | 4 | 0 | 0 | 0 | 0 | 1 | 1 | | | | | | | |
| 35 Brett Phillips, L (1, 9) OBP: 0.322, SLG: 0.370 | | | | | | | | | | 3 | 1 | 2 | 1 | 0 | 0 | 1 | | | | | | | |
| Inning Stats | R: 0 E: 0 K: 1 S: 7 | H: 0 LOB: 0 BB: 0 P: 12 | R: 2 E: 0 K: 1 S: 14 | H: 1 LOB: 0 BB: 1 P: 22 | R: 0 E: 0 K: 1 S: 12 | H: 1 LOB: 0 BB: 0 P: 14 | R: 0 E: 0 K: 2 S: 13 | H: 1 LOB: 1 BB: 0 P: 18 | R: 2 E: 0 K: 0 S: 18 | H: 4 LOB: 3 BB: 1 P: 30 | R: 0 E: 0 K: 2 S: 15 | H: 1 LOB: 0 BB: 0 P: 19 | R: 2 E: 1 K: 2 S: 12 | H: 1 LOB: 2 BB: 2 P: 20 | R: 0 E: 0 K: 1 S: 8 | H: 0 LOB: 0 BB: 0 P: 10 | | 1B: 4 2B: 3 3B: 0 HR: 2 | SF: 0 SAC: 0 DP: 1 HBP: 0 | WP: 0 PB: 0 SB: 1 CS: 0 | PA: 35 | | |
| PITCHER | IP WLS BF H R ER SO BB IBB HBP BLK WP HR S P ERA WHIP | | | | | | | | | | | | | | | | | | | | | | |
| 56 Zach Eflin, R (1, 1) ERA: 4.1 | 4.2 | L | 20 | 6 | 4 | 4 | 5 | 1 | 0 | 0 | 0 | 0 | 0 | 0 | 0 | 0 | 0 | 0 | 2 | 60 | 86 | 7.71 | 1.500 |
| 55 Ranger Suárez, L (5, 1) ERA: 4.75 | 0.1 | | 3 | 1 | 0 | 0 | 0 | 1 | 0 | 0 | 0 | 0 | 0 | 0 | 0 | 0 | 0 | 0 | 0 | 4 | 10 | 0.00 | 6.000 |
| 75 Connor Brogdon, R (6, 1) ERA: 4.75 | 1.2 | | 7 | 1 | 1 | 1 | 4 | 1 | 0 | 0 | 0 | 0 | 0 | 0 | 0 | 0 | 0 | 0 | 0 | 24 | 32 | 5.40 | 1.200 |
| 23 Archie Bradley, R (7, 1) ERA: 6.75 | 0.1 | | 2 | 1 | 1 | 0 | 0 | 1 | 0 | 0 | 0 | 0 | 0 | 0 | 0 | 0 | 0 | 0 | 0 | 3 | 7 | 0.00 | 6.000 |
| 19 Brandon Kintzler, R (8, 1) ERA: 7.71 | 1.0 | | 3 | 0 | 0 | 0 | 1 | 0 | 0 | 0 | 0 | 0 | 0 | 0 | 0 | 0 | 0 | 0 | 0 | 8 | 10 | 0.00 | 0.000 |

| Batter | 1 | 2 | 3 | 4 | 5 | 6 | 7 | 8 | 9 | AB | R | H | RBI | BB | SO | LOB | TOP | | | | | | | | | |
|---|------------------------------|----------------------------------|-------------------------------|-----------------------------------|-------------------------------|----------------------------------|------------------------------|----------------------------------|-------------------------------|----------------------------------|-------------------------------|----------------------------------|------------------------------|----------------------------------|------------------------------|----------------------------------|--|----------------------------------|----------------------------------|------------------------------------|----------------------------------|--------|--|--|--|--|
| 8 Brandon Lowe, L (1,4) OBP: 0.307, SLG: 0.372 | L4 | | G3 | | G4-3 | | K | | | 4 | 0 | 0 | 0 | 0 | 1 | 2 | Tampa Bay Rays @ New York Yankees Yankee Stadium, Bronx, NY Mon May 31 2021, 1:07 PM - 3:50 PM EDT Att: 17,008 - Cloudy - 59 F | | | | | | | | | |
| 56 Randy Arozarena, R (1,7) OBP: 0.356, SLG: 0.416 | K | | F9 | | 26 S 1B | | K | | | 4 | 0 | 1 | 1 | 0 | 2 | 1 | | | | | | | | | | |
| 26 Ji Man Choi, L (1,3) OBP: 0.462, SLG: 0.561 | F8 | | F9 | | 1-2 BB | | G1-3 | | | 3 | 0 | 0 | 0 | 1 | 0 | 1 | | | | | | | | | | |
| 17 Austin Meadows, L (1,10) OBP: 0.349, SLG: 0.527 | | K | | | HR | | L8 | | | 4 | 1 | 2 | 1 | 0 | 1 | 2 | | | | | | | | | | |
| 2 Yandy Diaz, R (1,5) OBP: 0.384, SLG: 0.293 | | BB | | | L9 | | E6 G4-3 BB | | | 3 | 0 | 0 | 0 | 1 | 0 | 1 | | | | | | | | | | |
| 6 Taylor Walls, S (1,6) OBP: 0.333, SLG: 0.280 | | F7 | | | K | | 39 G4-3 BB | | | 3 | 0 | 0 | 0 | 1 | 2 | 1 | | | | | | | | | | |
| 10 Mike Zunino, R (1,2) OBP: 0.290, SLG: 0.571 | | K | | | K | | K | | | 4 | 0 | 0 | 0 | 0 | 3 | 3 | | | | | | | | | | |
| 39 Kevin Kiermaier, L (1,8) OBP: 0.274, SLG: 0.278 | | | | | 13 2B 1B | | G4-3 | | | 4 | 2 | 2 | 0 | 0 | 0 | 2 | | | | | | | | | | |
| 13 Manuel Margot, R (1,9) OBP: 0.279, SLG: 0.385 | | | | | 8 G3 1-H 2B | | P3 | | | 4 | 0 | 1 | 1 | 0 | 0 | 3 | | | | | | | | | | |
| | | | | | | | L8 | | | | | | | | | | | | | | | | | | | |
| Inning Stats | R: 0 E: 0 K: 1 S: 6 | H: 0 LOB: 0 BB: 0 P: 11 | R: 0 E: 0 K: 2 S: 12 | H: 0 LOB: 1 BB: 21 P: 21 | R: 1 E: 0 K: 0 S: 10 | H: 2 LOB: 1 BB: 0 P: 14 | R: 1 E: 0 K: 2 S: 8 | H: 1 LOB: 0 BB: 0 P: 10 | R: 1 E: 0 K: 0 S: 10 | H: 2 LOB: 2 BB: 1 P: 20 | R: 0 E: 0 K: 1 S: 14 | H: 0 LOB: 2 BB: 1 P: 22 | R: 0 E: 0 K: 2 S: 9 | H: 0 LOB: 0 BB: 0 P: 13 | R: 0 E: 0 K: 1 S: 6 | H: 1 LOB: 0 BB: 0 P: 12 | R: 0 E: 0 K: 0 S: 8 | H: 0 LOB: 0 BB: 0 P: 12 | 1B: 3 2B: 2 3B: 0 HR: 1 | SF: 0 SAC: 0 DP: 1 HBP: 0 | WP: 0 PB: 0 SB: 1 CS: 0 | PA: 36 | | | | |
| PITCHER | IP | WLS | BF | H | R | ER | SO | BB | IBB | HBP | BLK | WP | HR | S | P | ERA | WHIP | | | | | | | | | |
| 50 Jameson Taillon, R (1,1) ERA: 5.1 | 5.0 | L | 24 | 5 | 3 | 3 | 5 | 3 | 0 | 0 | 0 | 0 | 0 | 1 | 51 | 85 | 5.40 | 1.600 | | | | | | | | |
| 63 Lucas Luetge, L (6,1) ERA: 2.45 | 2.0 | | 6 | 0 | 0 | 0 | 3 | 0 | 0 | 0 | 0 | 0 | 0 | 0 | 18 | 26 | 0.00 | 0.000 | | | | | | | | |
| 58 Wandy Peralta, L (8,1) ERA: 4.67 | 1.0 | | 3 | 1 | 0 | 0 | 1 | 0 | 0 | 0 | 0 | 0 | 0 | 6 | 12 | 0.00 | 1.000 | | | | | | | | | |
| 85 Luis Cessa, R (9,1) ERA: 3.15 | 1.0 | | 3 | 0 | 0 | 0 | 0 | 0 | 0 | 0 | 0 | 0 | 0 | 8 | 12 | 0.00 | 0.000 | | | | | | | | | |

| Batter | 1 | 2 | 3 | 4 | 5 | 6 | 7 | 8 | 9 | AB | R | H | RBI | BB | SO | LOB | BOTTOM | | | | | | | | | |
|---|------------------------------|---------------------------------|------------------------------|----------------------------------|------------------------------|----------------------------------|------------------------------|----------------------------------|------------------------------|----------------------------------|------------------------------|---------------------------------|-------------------------------|----------------------------------|-------------------------------|----------------------------------|--|----------------------------------|----------------------------------|------------------------------------|----------------------------------|--------|--|--|--|--|
| 26 DJ LeMahieu, R (1,3) OBP: 0.345, SLG: 0.338 | L8 | | G5-3 | | G5-4-3 | | K | | | 4 | 0 | 0 | 0 | 0 | 1 | 1 | Tampa Bay Rays @ New York Yankees Yankee Stadium, Bronx, NY Mon May 31 2021, 1:07 PM - 3:50 PM EDT Att: 17,008 - Cloudy - 59 F | | | | | | | | | |
| 27 Giancarlo Stanton, R (1,10) ERA: 4.90 | K | | F8 | | G1-3 | | K | | | 4 | 0 | 0 | 0 | 0 | 2 | 0 | | | | | | | | | | |
| 99 Aaron Judge, R (1,9) OBP: 0.395, SLG: 0.556 | | | F9 | | G3 | | F8 | | | 4 | 0 | 1 | 0 | 0 | 0 | 0 | | | | | | | | | | |
| 29 Gio Urshela, R (1,5) OBP: 0.309, SLG: 0.395 | L7 | | | | G6-3 | | L9 | | | 4 | 0 | 0 | 0 | 0 | 0 | 1 | | | | | | | | | | |
| 25 Gleyber Torres, R (1,6) OBP: 0.342, SLG: 0.331 | | | F9 | | F9 | | G4-3 | | | 4 | 0 | 0 | 0 | 0 | 0 | 0 | | | | | | | | | | |
| 18 Rougned Odor, L (1,4) OBP: 0.292, SLG: 0.387 | | | G1-3 | | 41 FC6-4 BB | | G4-3 | | | 3 | 0 | 1 | 0 | 1 | 0 | 0 | | | | | | | | | | |
| 41 Miguel Andujar, R (1,7) OBP: 0.242, SLG: 0.303 | | | 66 1B | | FC6-4 | | HR | | | 4 | 1 | 2 | 1 | 0 | 1 | 2 | | | | | | | | | | |
| 66 Kyle Higashioka, R (1,2) OBP: 0.293, SLG: 0.458 | | | | | | | | | | 2 | 0 | 1 | 0 | 0 | 1 | 0 | | | | | | | | | | |
| 24 Gary Sánchez, R (7,PH) OBP: 0.331, SLG: 0.378 | | | | | | | | | | 0 | 0 | 0 | 0 | 1 | 0 | 0 | | | | | | | | | | |
| 11 Brett Gardner, L (1,8) OBP: 0.277, SLG: 0.246 | | | | | | | | | | 2 | 0 | 0 | 0 | 1 | 1 | 3 | | | | | | | | | | |
| | | | | | | | | | | | | | | | | | | | | | | | | | | |
| Inning Stats | R: 0 E: 0 K: 1 S: 6 | H: 1 LOB: 1 BB: 0 P: 6 | R: 0 E: 0 K: 0 S: 9 | H: 2 LOB: 2 BB: 0 P: 12 | R: 0 E: 0 K: 0 S: 8 | H: 0 LOB: 0 BB: 0 P: 12 | R: 0 E: 0 K: 0 S: 8 | H: 0 LOB: 1 BB: 1 P: 15 | R: 0 E: 0 K: 1 S: 6 | H: 0 LOB: 0 BB: 1 P: 11 | R: 0 E: 0 K: 0 S: 5 | H: 0 LOB: 0 BB: 0 P: 7 | R: 1 E: 0 K: 1 S: 15 | H: 1 LOB: 1 BB: 1 P: 30 | R: 0 E: 0 K: 2 S: 10 | H: 0 LOB: 0 BB: 0 P: 12 | R: 0 E: 0 K: 1 S: 11 | H: 1 LOB: 1 BB: 0 P: 14 | 1B: 3 2B: 1 3B: 0 HR: 1 | SF: 0 SAC: 0 DP: 1 HBP: 0 | WP: 0 PB: 0 SB: 0 CS: 0 | PA: 34 | | | | |
| PITCHER | IP | WLS | BF | H | R | ER | SO | BB | IBB | HBP | BLK | WP | HR | S | P | ERA | WHIP | | | | | | | | | |
| 14 Rich Hill, L (1,1) ERA: 3.32 | 5.0 | W | 19 | 3 | 0 | 0 | 2 | 2 | 0 | 0 | 0 | 0 | 0 | 1 | 14 | 24 | 5.40 | 0.600 | | | | | | | | |
| 52 Michael Wacha, R (6,1) ERA: 4.63 | 1.2 | H | 6 | 1 | 1 | 1 | 0 | 0 | 0 | 0 | 0 | 0 | 0 | 6 | 13 | 0.00 | 3.000 | | | | | | | | | |
| 29 Pete Fairbanks, R (7,1) ERA: 1.64 | 0.1 | H | 2 | 0 | 0 | 0 | 1 | 1 | 0 | 0 | 0 | 0 | 0 | 6 | 13 | 0.00 | 3.000 | | | | | | | | | |
| 81 Ryan Thompson, R (8,1) ERA: 2.22 | 1.0 | H | 3 | 0 | 0 | 0 | 2 | 0 | 0 | 0 | 0 | 0 | 0 | 10 | 12 | 0.00 | 0.000 | | | | | | | | | |
| 34 J.P. Feyereisen, R (9,1) ERA: 2.64 | 1.0 | S | 4 | 1 | 0 | 0 | 1 | 0 | 0 | 0 | 0 | 0 | 0 | 11 | 14 | 0.00 | 1.000 | | | | | | | | | |


livebaseballscorecards.com

AB 33
R 3
H 6
RBI 3
BB 3
SO 9
LOB 16



livebaseballscorecards.com

AB 31
R 1
H 5
RBI 1
BB 3
SO 6
LOB 7



| Batter | 1 | 2 | 3 | 4 | 5 | 6 | 7 | 8 | 9 | 10 | 11 | AB | R | H | RBI | BB | SO | LOB | TOP | | | |
|---|---|----------------------------------|--|-------------------------------------|---|----------------------------------|--|---|--------------------------------|-------------------------------------|---------------------------------|----------------------------------|------------------------------|----------------------------------|--------------------------------|-------------------------------------|---------------------------------|----------------------------------|----------------------------------|------------------------------------|----------------------------------|--------|
| 8 Brandon Lowe, L OBP: 0.304, SLG: 0.368 | (1,4) F FF 93 F FF 94 F FF 95 X CU 80 | | C CH 86 S CU 80 F FF 93 F FF 94 F FF 95 F FF 96 F FF 97 F FF 98 F FF 99 X CH 87 | | S CU 81 X FF 93 | B CU 88 1 SAFE X CH 88 | B CU 88 1-1 1 SAFE X CH 88 | B SL 83 M FC 88 B SL 82 S FC 90 X SL 80 | | | | 5 | 1 | 1 | 0 | 0 | 0 | 1 | | | | |
| 56 Randy Arozarena, R OBP: 0.446, SLG: 0.498 | (1,7) F CU 82 X SI 96 | | C CH 87 S CU 82 F FF 94 F FF 95 F FF 96 F FF 97 F FF 98 F FF 99 X CH 87 | | X CH 89 | | S CU 84 S ST 83 S ST 85 B FF 97 B FF 99 B FF 96 | | | | | | 5 | 0 | 0 | 0 | 0 | 1 | 2 | | | |
| 26 Ji Man Choi, L OBP: 0.277, SLG: 0.383 | (1,3) C CU 80 B SI 79 F FF 93 | | 1 SAFE C FF 92 F FF 94 X CH 87 | | B SI 96 C SL 87 B SI 87 B SI 95 B FF 96 | | C FF 96 B FF 97 B FF 99 B SI 94 B SI 95 B SI 96 | | | | | | 3 | 0 | 0 | 0 | 1 | 2 | 2 | | | |
| 13 Manuel Margot, R OBP: 0.277, SLG: 0.383 | (10, PH) C CU 80 B SI 79 F FF 93 S CH 87 | | 1 SAFE C FF 92 F FF 94 X CH 87 | | C SL 87 B SI 88 D SL 88 C CH 89 1 SAFE S CH 90 | | B ST 84 B CU 85 B CU 84 D FF 91 | | | | | | 3 | 0 | 0 | 0 | 1 | 2 | 2 | | | |
| 17 Austin Meadows, L OBP: 0.354, SLG: 0.540 | (1,10) C CU 80 X SI 96 | | 1 SAFE C FF 92 F FF 94 X CH 87 | | C SL 87 B SI 88 D SL 88 C CH 89 1 SAFE S CH 90 | | B ST 84 B CU 85 B CU 84 D FF 91 | | | | | | 3 | 1 | 1 | 2 | 2 | 1 | 0 | | | |
| 2 Yandy Diaz, R OBP: 0.385, SLG: 0.288 | (1,5) F FF 94 B SI 95 B CU 82 X CH 86 | | C FF 94 B SI 94 F FF 94 X CH 86 | | C SI 94 B SI 94 B SI 95 B SI 96 X CH 86 | | C FF 96 B FF 97 B FF 99 B SI 94 B SI 95 B SI 96 | | | | | | 3 | 0 | 0 | 0 | 2 | 1 | 0 | | | |
| 18 Joey Wendle, L OBP: 0.350, SLG: 0.509 | (1,6) C FF 94 X FF 94 | | C FF 94 B SI 94 F FF 94 X CH 86 | | F FF 94 B SI 94 F FF 94 X CH 86 | | C CH 90 B CH 91 C SI 95 1 SAFE X CH 87 | | | | | | 5 | 0 | 0 | 0 | 0 | 3 | 4 | | | |
| 39 Kevin Kiermaier, L OBP: 0.273, SLG: 0.304 | (1,8) C FF 94 X FF 94 | | C FF 94 B SI 94 F FF 94 X CH 86 | | F FF 94 B SI 94 F FF 94 X CH 86 | | C CH 90 B CH 91 C SI 95 1 SAFE X CH 87 | | | | | | 4 | 1 | 1 | 1 | 0 | 1 | 0 | | | |
| 10 Mike Zunino, R OBP: 0.281, SLG: 0.552 | (1,2) C CU 82 B SI 94 F FF 94 X CH 86 | | C FF 94 B SI 94 F FF 94 X CH 86 | | F FF 94 B SI 94 F FF 94 X CH 86 | | C CH 90 B CH 91 C SI 95 1 SAFE X CH 87 | | | | | | 4 | 0 | 0 | 0 | 0 | 3 | 0 | | | |
| 35 Brett Phillips, L OBP: 0.319, SLG: 0.359 | (1,9) C FF 94 X FF 94 | | C FF 94 B SI 94 F FF 94 X CH 86 | | F FF 94 B SI 94 F FF 94 X CH 86 | | C CH 90 B CH 91 C SI 95 1 SAFE X CH 87 | | | | | | 3 | 0 | 0 | 0 | 1 | 0 | 0 | | | |
| Inning Stats | R: 2 E: 0 K: 1 S: 14 | H: 2 LOB: 0 BB: 0 P: 20 | R: 0 E: 0 K: 2 S: 12 | H: 0 LOB: 0 BB: 0 P: 14 | R: 0 E: 1 K: 0 S: 17 | H: 0 LOB: 1 BB: 0 P: 22 | R: 0 E: 0 K: 1 S: 9 | H: 1 LOB: 0 BB: 0 P: 15 | R: 0 E: 0 K: 1 S: 9 | H: 0 LOB: 2 BB: 3 P: 24 | R: 0 E: 0 K: 2 S: 12 | H: 0 LOB: 2 BB: 2 P: 25 | R: 0 E: 0 K: 2 S: 8 | H: 0 LOB: 0 BB: 0 P: 13 | R: 0 E: 0 K: 0 S: 6 | H: 0 LOB: 1 BB: 0 P: 10 | R: 0 E: 0 K: 2 S: 8 | H: 0 LOB: 0 BB: 0 P: 11 | 1B: 1 2B: 0 3B: 0 HR: 2 | SF: 0 SAC: 0 DP: 0 HBP: 0 | WP: 1 PB: 0 SB: 1 CS: 0 | PA: 42 |
| PITCHER | 55 Domingo German, R ERA: 3.27 | IP: 5.0 WLS: 19 BF: 3 | H: 3 R: 3 ER: 3 SO: 5 | BB: 2 IBB: 0 HBP: 0 BLK: 0 | WP: 0 HR: 0 S: 0 P: 63 | ERA: 5.40 WHIP: 0.600 | 63 Lucas Luetge, L ERA: 2.36 | IP: 1.0 WLS: 3 BF: 0 | H: 0 R: 0 ER: 0 SO: 2 | BB: 0 IBB: 0 HBP: 0 BLK: 0 | WP: 0 HR: 0 S: 8 P: 11 | ERA: 0.00 WHIP: 0.000 | 85 Luis Cessa, R ERA: 3.0 | IP: 1.0 WLS: 3 BF: 0 | H: 0 R: 0 ER: 0 SO: 2 | BB: 0 IBB: 0 HBP: 0 BLK: 0 | WP: 0 HR: 0 S: 8 P: 11 | ERA: 0.00 WHIP: 0.000 | | | | |

Tampa Bay Rays @ New York Yankees
Yankee Stadium, Bronx, NY
Tue Jun 01 2021, 7:09 PM - 10:53 PM EDT
Att: 12,537 - Party Cloudy - 72 F

AB 36
R 3
H 3
RBI 3
BB 6
SO 12
LOB 10

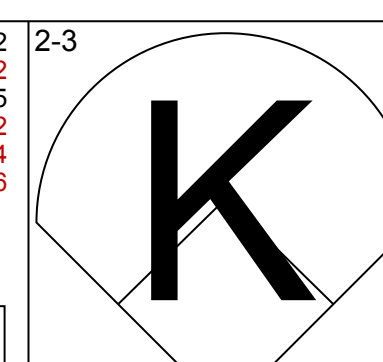
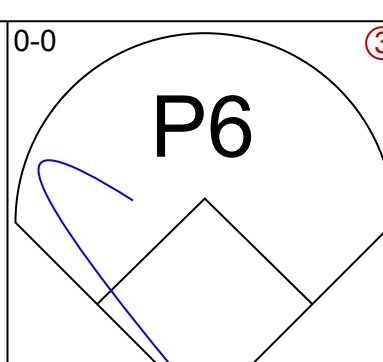
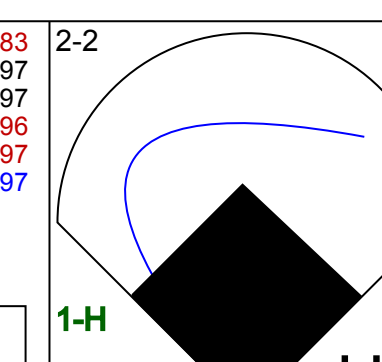
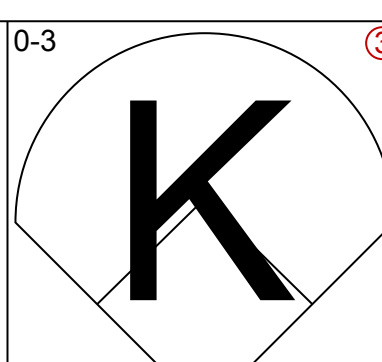
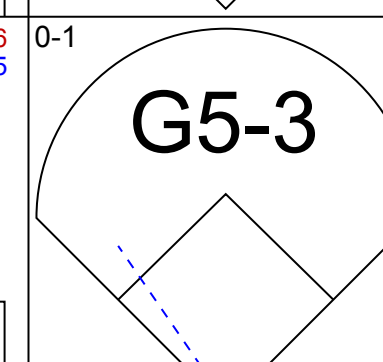
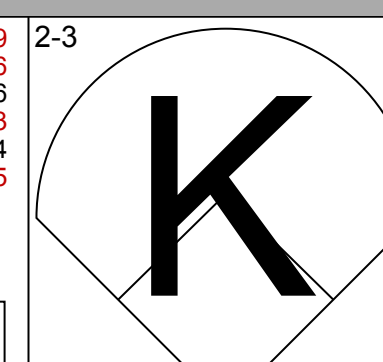
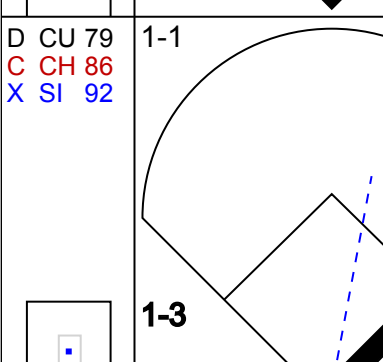
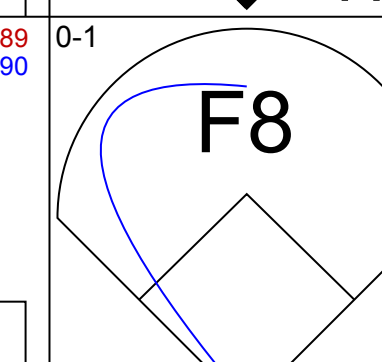
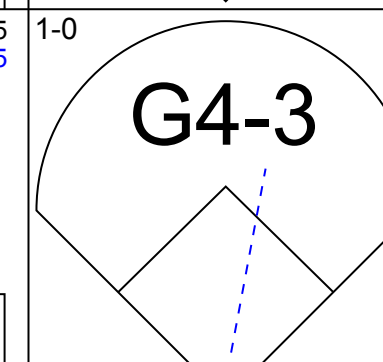
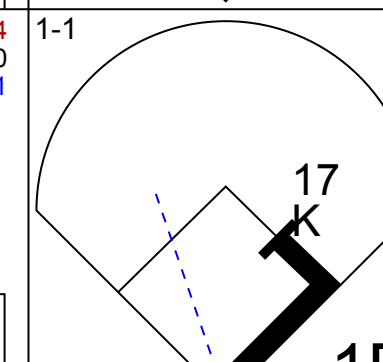
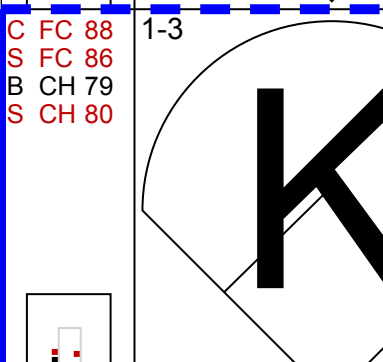
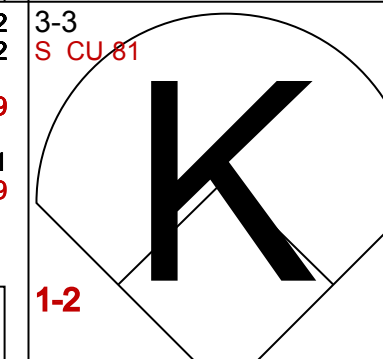
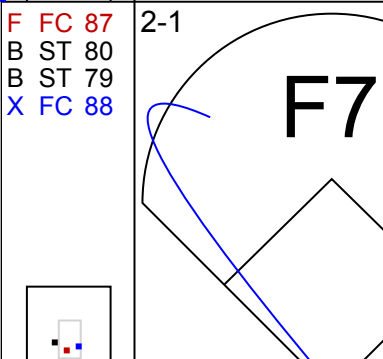
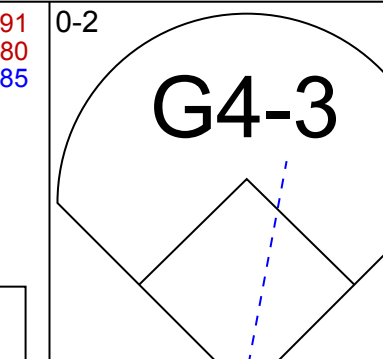
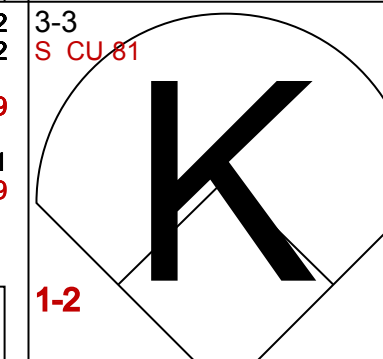
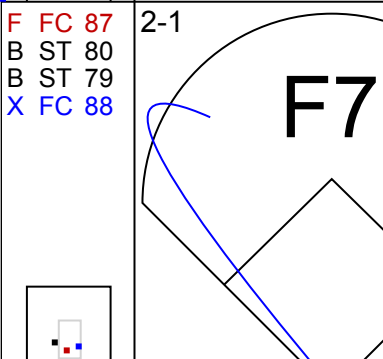
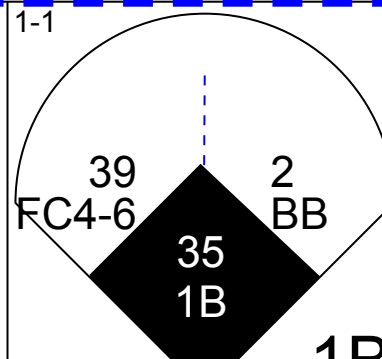
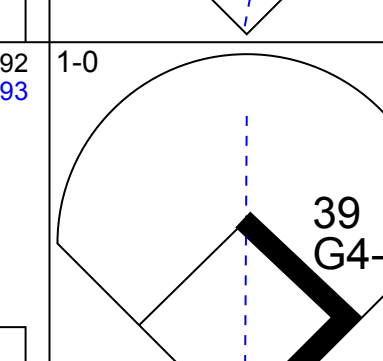
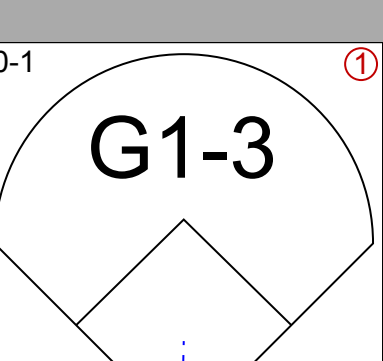
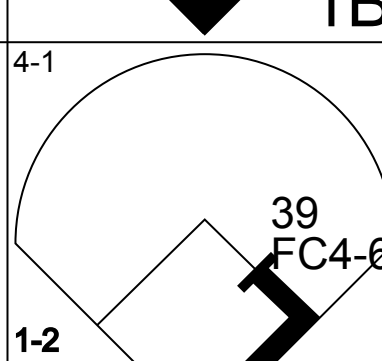

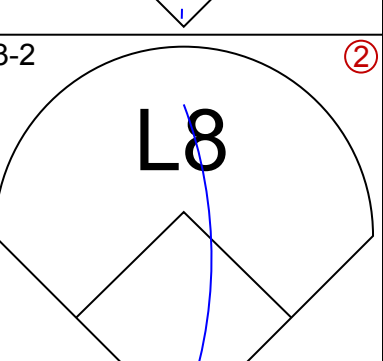
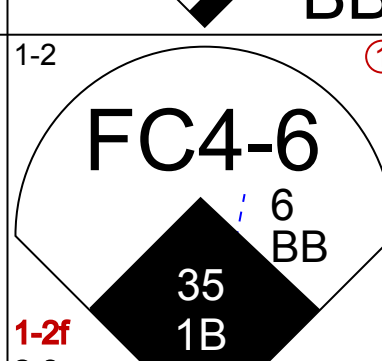
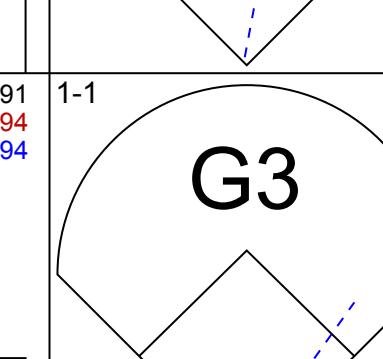
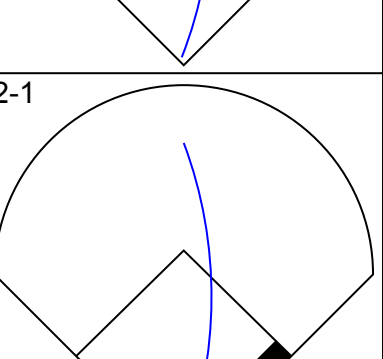
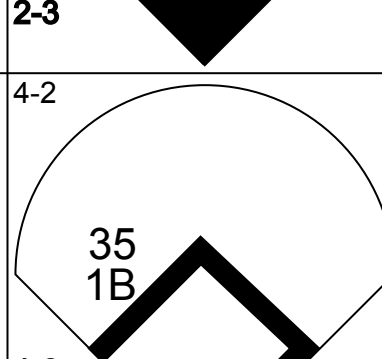
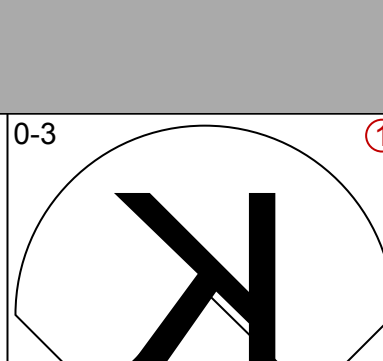
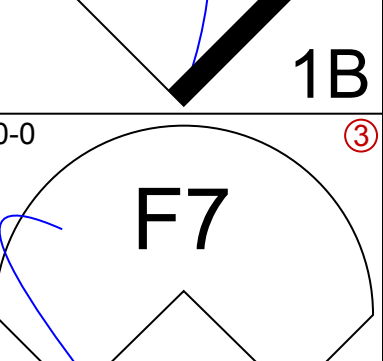
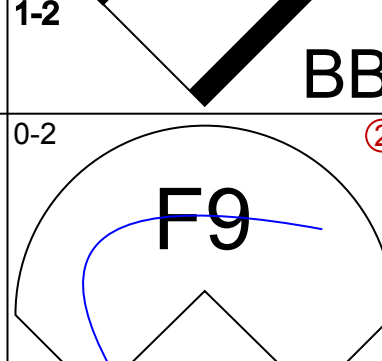
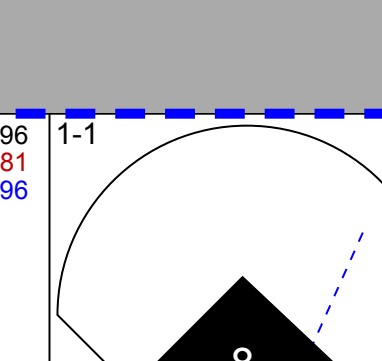
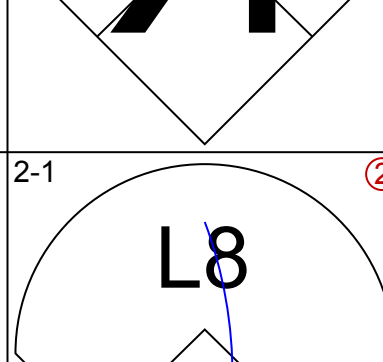
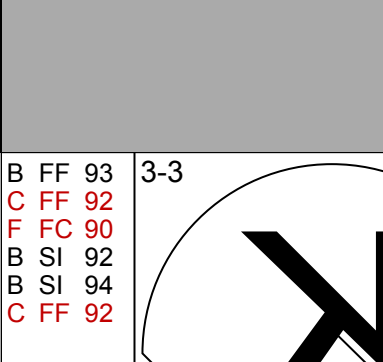
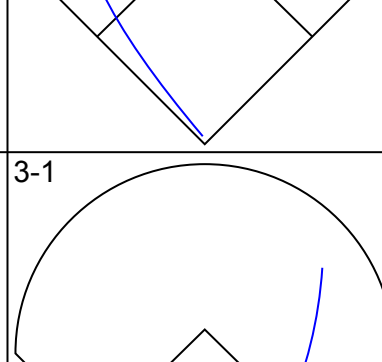


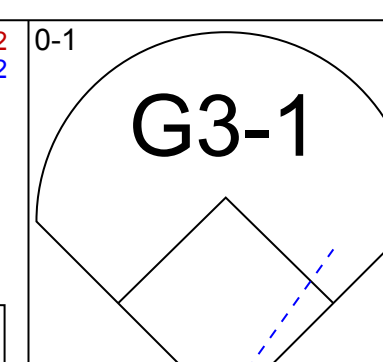
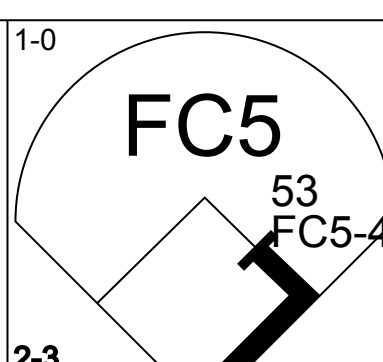
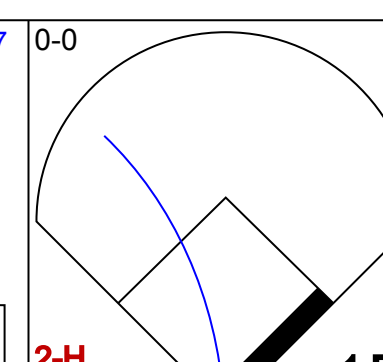
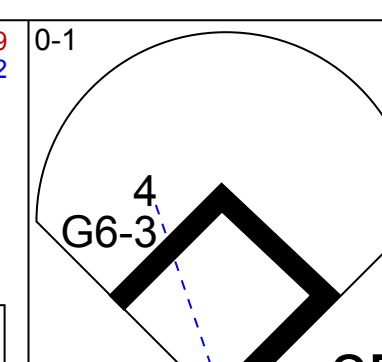
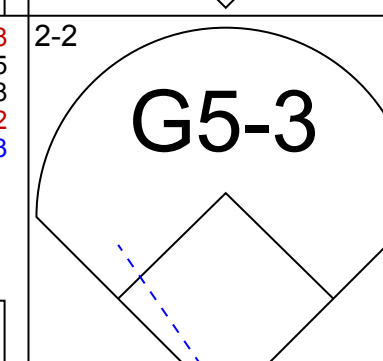
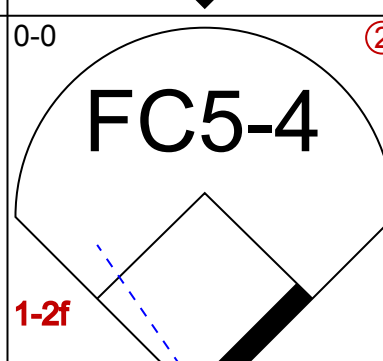
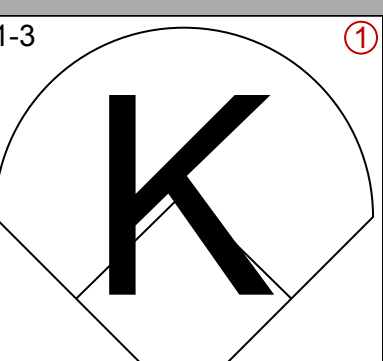
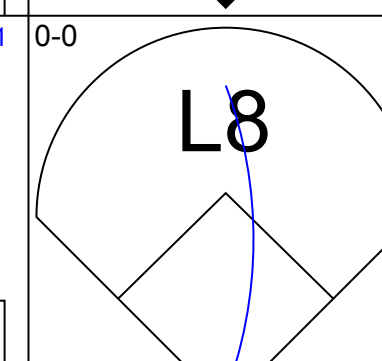
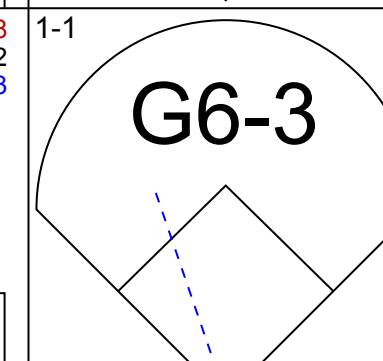
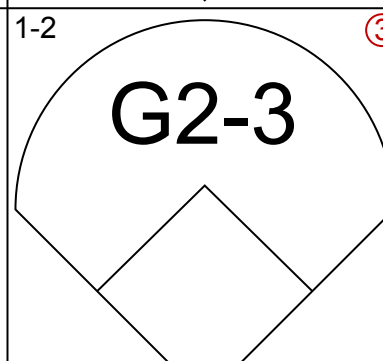
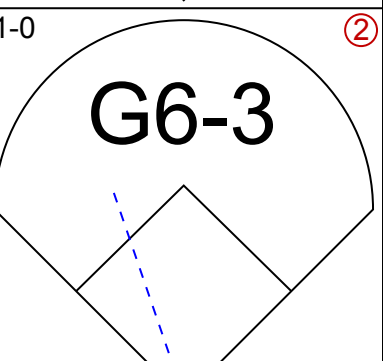
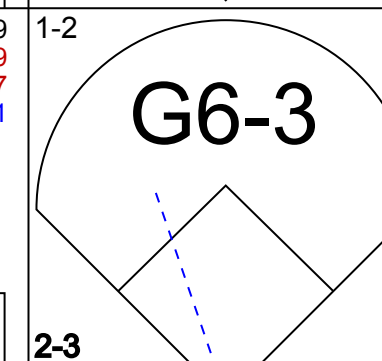
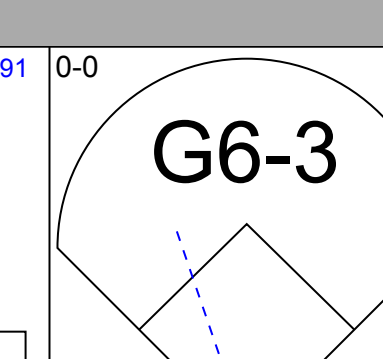
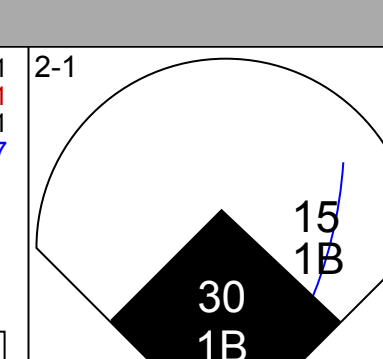
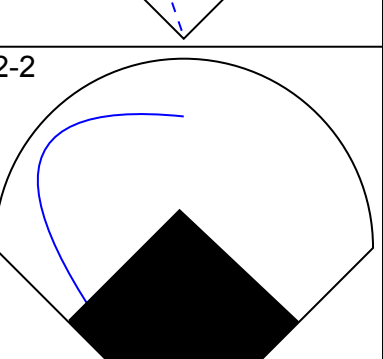
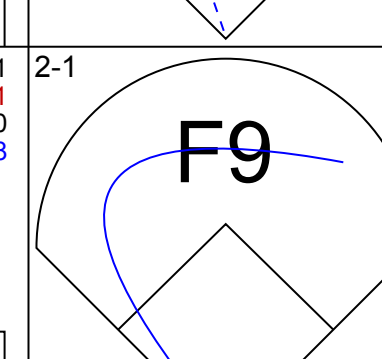
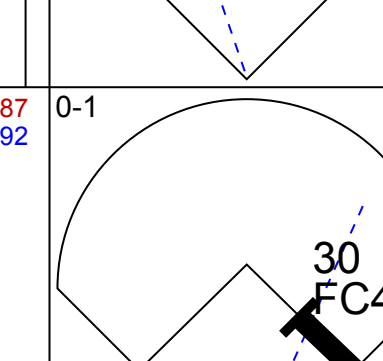
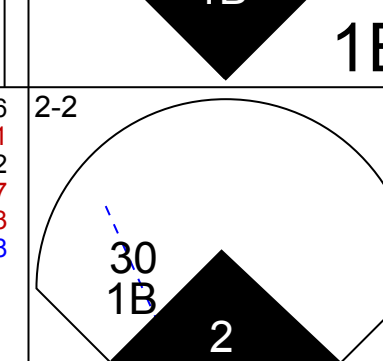
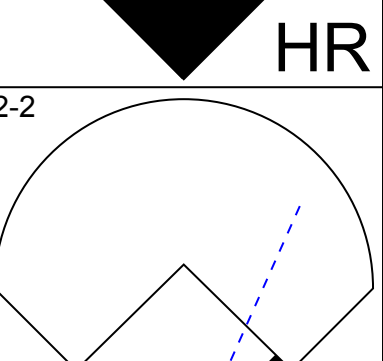
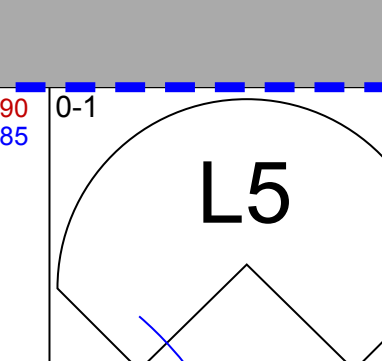
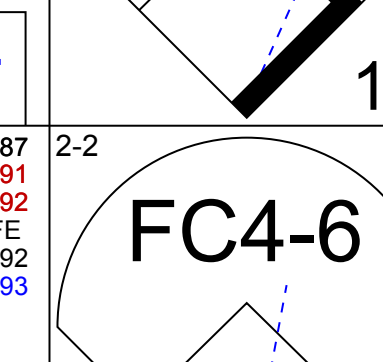
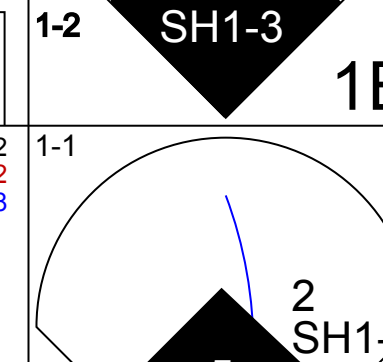
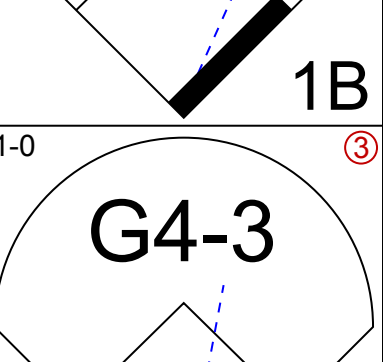
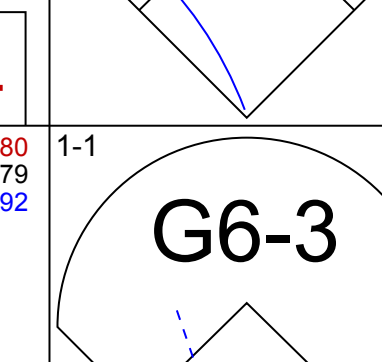
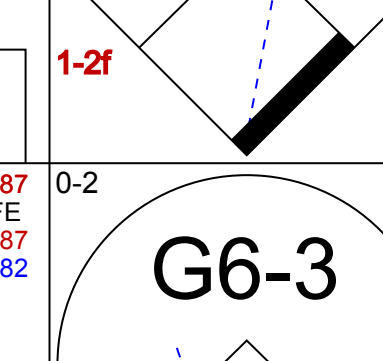
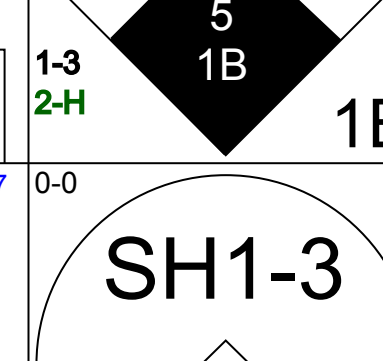
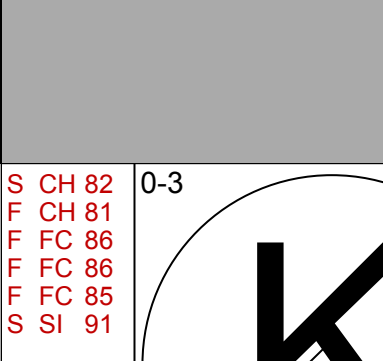
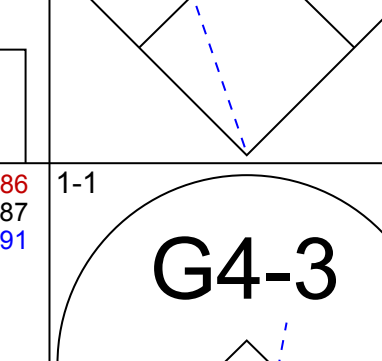
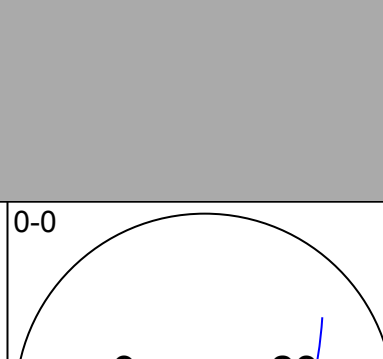
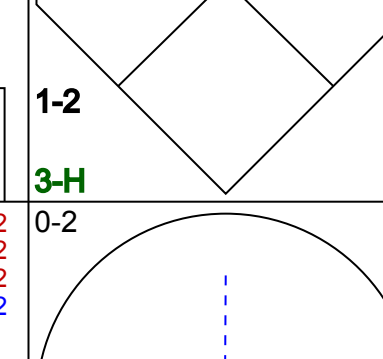
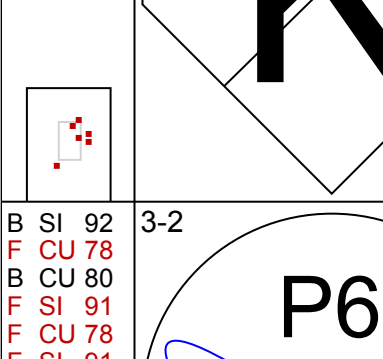
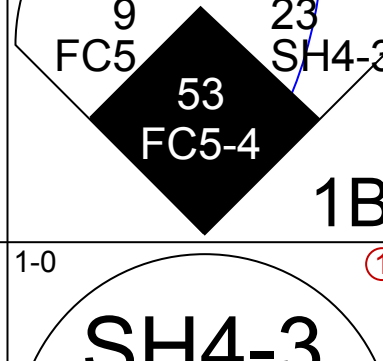
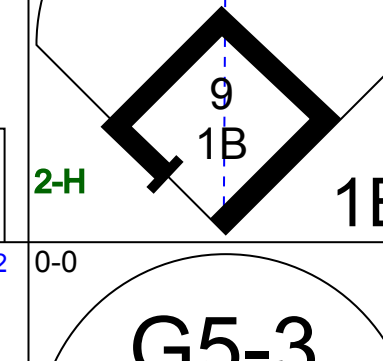
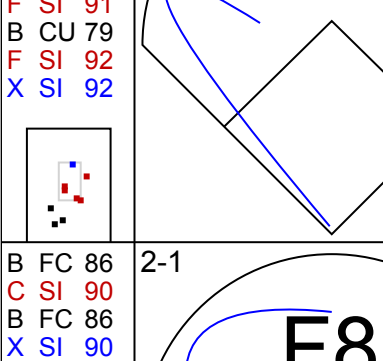

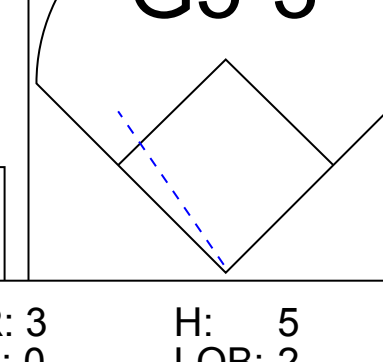
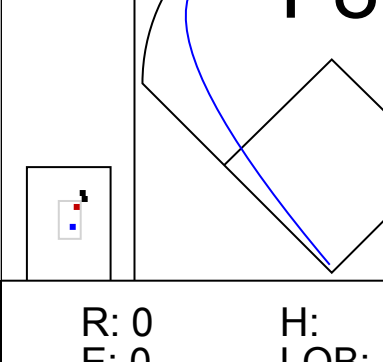
| Batter | 1 | 2 | 3 | 4 | 5 | 6 | 7 | 8 | 9 | 10 | 11 | AB | R | H | RBI | BB | SO | LOB | BOTTOM | | | | | | | | | |
|---|--|----------------------------------|--|-------------------------------------|---|----------------------------------|--|----------------------------------|--------------------------------|-------------------------------------|----------------------------------|----------------------------------|----------------------------------|----------------------------------|--------------------------------|-------------------------------------|----------------------------------|----------------------------------|-------------------------------------|----------------------------------|--------------------------------|-------------------------------------|-----------------------------------|------------------------------------|----------------------------------|--------|--|--|
| 26 DJ LeMahieu, R OBP: 0.342, SLG: 0.335 | (1,5) B FF 95 C SL 84 B SI 84 F FF 98 F FF 99 X FF 98 | | B FF 97 F FF 97 X CU 82 | | F FF 94 X FF 93 | | X FF 94 G0 | | | | | 5 | 1 | 1 | 0 | 0 | 0 | 2 | | | | | | | | | | |
| 18 Rougned Odor, L OBP: 0.288, SLG: 0.376 | (1,4) B SL 88 X FF 97 | | B SL 88 X FF 97 | | B SL 88 X FF 97 | | B SL 88 X FF 97 | | | | | 5 | 0 | 1 | 0 | 0 | 1 | 0 | | | | | | | | | | |
| 99 Aaron Judge, R OBP: 0.400, SLG: 0.549 | (1,10) B SL 88 X SL 87 | | D SL 89 B FF 98 C FF 97 X CH 87 | | B SL 83 C FF 94 B SL 87 S CU 83 | | F FF 94 B SL 89 B SL 89 B SL 89 | | | | | 2 | 0 | 0 | 1 | 3 | 1 | 0 | | | | | | | | | | |
| 29 Gio Urshela, R OBP: 0.306, SLG: 0.390 | (1,6) F FF 96 B SI 98 X FF 98 | | F FF 96 B SI 98 X FF 98 | | B SL 90 X FF 97 | | B SL 90 X FF 97 | | | | | 5 | 0 | 1 | 0 | 0 | 1 | 4 | | | | | | | | | | |
| 36 Mike Ford, L OBP: 0.278, SLG: 0.283 | (1,3) C SL 86 B FF 98 S SI 83 S CU 82 | | C SL 86 B FF 98 S SI 83 S CU 82 | | B FF 94 C FF 94 B SL 87 S CU 84 | | C FF 94 B SL 89 B SL 89 B SL 89 | | | | | 3 | 0 | 0 | 0 | 0 | 3 | 0 | | | | | | | | | | |
| 27 Giancarlo Stanton, R OBP: 0.327, SLG: 0.486 | (8, PH) C SL 86 B FF 98 S SI 83 S CU 82 | | C SL 86 B FF 98 S SI 83 S CU 82 | | B FF 94 C FF 94 B SL 87 S CU 84 | | C FF 94 B SL 89 B SL 89 B SL 89 | | | | | 1 | 0 | 0 | 0 | 0 | 2 | 0 | | | | | | | | | | |
| 14 Tyler Wade, L OBP: 0.289, SLG: 0.306 | (8, 9) C SL 86 B FF 98 S SI 83 S CU 82 | | C SL 86 B FF 98 S SI 83 S CU 82 | | B FF 94 C FF 94 B SL 87 S CU 84 | | C FF 94 B SL 89 B SL 89 B SL 89 | | | | | 0 | 0 | 0 | 0 | 0 | 0 | 0 | | | | | | | | | | |
| 25 Gleyber Torres, R OBP: 0.346, SLG: 0.331 | (10, PH) S FF 97 C SL 89 B SI 89 C FF 97 | | S FF 97 C SL 89 B SI 89 C FF 97 | | C SL 86 B FF 94 C FF 94 B SL 87 S CU 84 | | B FF 94 C FF 94 B SL 87 S CU 84 | | | | | 5 | 1 | 1 | 0 | 0 | 3 | 3 | | | | | | | | | | |
| 24 Gary Sánchez, R OBP: 0.327, SLG: 0.379 | (1,2) S FF 97 C SL 89 B SI 89 C FF 97 | | S FF 97 C SL 89 B SI 89 C FF 97 | | C SL 86 B FF 94 C FF 94 B SL 87 S CU 84 | | B FF 94 C FF 94 B SL 87 S CU 84 | | | | | 5 | 1 | 1 | 0 | 0 | 3 | 3 | | | | | | | | | | |
| 41 Miguel Andujar, R OBP: 0.239, SLG: 0.338 | (1,7) B FF 94 S SL 87 C SL 84 | | B FF 94 S SL 87 C SL 84 | | X FF 96 | | S SL 87 B SL 89 B SL 89 X FF 98 | | | | | 5 | 1 | 1 | 1 | 0 | 1 | 1 | | | | | | | | | | |
| 11 Brett Gardner, L OBP: 0.274, SLG: 0.237 | (1,8) C FF 96 B SI 98 X FF 98 | | C FF 96 B SI 98 X FF 98 | | X FF 96 | | B FF 96 B SI 98 X FF 98 | | | | | 4 | 0 | 0 | 0 | 1 | 0 | 1 | | | | | | | | | | |
| 77 Clint Frazier, R OBP: 0.299, SLG: 0.333 | (1,9) B SL 90 S FF 97 B SI 90 B FF 96 | | B SL 90 S FF 97 B SI 90 B FF 96 | | B SL 86 C SL 86 B SL 83 S CU 86 | | D SL 92 X FF 96 | | | | | 3 | 2 | 1 | 2 | 2 | 1 | 1 | | | | | | | | | | |
| Inning Stats | R: 0 E: 0 K: 0 S: 7 | H: 0 LOB: 0 BB: 0 P: 12 | R: 0 E: 0 K: 2 S: 8 | H: 0 LOB: 0 BB: 0 P: 13 | R: 2 E: 0 K: 1 S: 14 | H: 2 LOB: 2 BB: 2 P: 28 | R: 1 E: 0 K: 2 S: 8 | H: 1 LOB: 1 BB: 0 P: 11 | R: 0 E: 0 K: 1 S: 8 | H: 0 LOB: 0 BB: 0 P: 12 | R: 0 E: 0 K: 2 S: 7 | H: 0 LOB: 2 BB: 1 P: 10 | R: 0 E: 0 K: 1 S: 10 | H: 1 LOB: 1 BB: 1 P: 14 | R: 0 E: 0 K: 1 S: 10 | H: 0 LOB: 2 BB: 2 P: 20 | R: 0 E: 0 K: 0 S: 11 | H: 0 LOB: 0 BB: 2 P: 19 | R: 0 E: 0 K: 2 S: 11 | H: 0 LOB: 3 BB: 2 P: 18 | R: 2 E: 0 K: 0 S: 7 | H: 1 LOB: 0 BB: 0 P: 8 | 1B: 3 2B: 1 3B: 0 HR: 2 | SF: 0 SAC: 0 DP: 0 HBP: 0 | WP: 1 PB: 0 SB: 1 CS: 0 | PA: 45 | | |
| PITCHER | 20 Tyler Glasnow, R ERA: 2.69 | IP: 7.0 WLS: 4 BF: 27 | H: 1 R: 3 ER: 3 SO: 8 | BB: 2 IBB: 0 HBP: 0 BLK: 0 | WP: 1 HR: 1 S: 58 P: 100 | ERA: 3.86 WHIP: 0.857 | 34 J.P. Feyereisen, R ERA: 2.73 | IP: 1.0 WLS: 1 BF: 5 | H: 0 R: 0 ER: 0 SO: 1 | BB: 0 IBB: 0 HBP: 0 BLK: 0 | WP: 0 HR: 0 S: 10 P: 20 | ERA: 2.000 WHIP: 2.000 | 29 Pete Fairbanks, R ERA: 1.5 | IP: 1.0 WLS: 5 BF: 5 | H: 0 R: 0 ER: 0 SO: 2 | BB: 0 IBB: 0 HBP: 0 BLK: 0 | WP: 0 HR: 0 S: 11 P: 19 | ERA: 0.00 WHIP: 2.000 | 36 Andrew Kittredge, R ERA: 1.38 | IP: 10.1 WLS: 12 BF: 8 | H: 1 R: 2 ER: 1 SO: 2 | BB: 1 IBB: 1 HBP: 0 BLK: 0 | WP: 0 HR: 18 S: 26 P: 54 | ERA: 5.40 WHIP: 1.200 | | | | |

Tampa Bay Rays @ New York Yankees
Yankee Stadium, Bronx, NY
Tue Jun 01 2021, 7:09 PM - 10:53 PM EDT
Att: 12,537 - Party Cloudy - 72 F

AB 38
R 5
H 6
RBI 4
BB 7
SO 11
LOB 14



| Batter | 1 | 2 | 3 | 4 | 5 | 6 | 7 | 8 | 9 | AB | R | H | RBI | BB | SO | LOB | TOP | | | | | |
|--|---|---|--|---|---|----------------------------------|---|--|---|----------------------------------|-------------------------------|----------------------------------|------------------------------|----------------------------------|-------------------------------|---|---|----------------------------------|----------------------------------|------------------------------------|----------------------------------|--------|
| 8 Brandon Lowe, L (1,4) OBP: 0.316, SLG: 0.387 |  | |  | | | | |  |  | 5 | 1 | 2 | 2 | 0 | 2 | 2 | <p>Tampa Bay Rays @ Texas Rangers Globe Life Field, Arlington, TX Fri Jun 04 2021, 7:09 PM - 9:54 PM CDT Att: 30,635 - Roof Closed - 72 F</p> | | | | | |
| 56 Randy Arozarena, R (1,10) OBP: 0.342, SLG: 0.394 |  | | |  | | |  |  | | 4 | 0 | 1 | 0 | 0 | 1 | 0 | | | | | | |
| 18 Joey Wendle, L (1,5) OBP: 0.340, SLG: 0.489 |  | | |  | | |  | | | 2 | 0 | 1 | 0 | 0 | 0 | 0 | | | | | | |
| 43 Mike Brosseau, R (6,PH) OBP: 0.261, SLG: 0.346 | | | |  | | |  | | | 2 | 0 | 0 | 0 | 0 | 2 | 2 | | | | | | |
| 17 Austin Meadows, L (1,7) OBP: 0.350, SLG: 0.542 | |  | |  | | |  | |  | 4 | 1 | 1 | 0 | 0 | 1 | 3 | | | | | | |
| 2 Yandy Diaz, R (1,3) OBP: 0.388, SLG: 0.292 |  | | | | | |  | |  | 3 | 0 | 2 | 0 | 1 | 0 | 0 | | | | | | |
| 39 Kevin Kiermaier, L (1,8) OBP: 0.294, SLG: 0.292 |  | | | | | |  | |  | 4 | 1 | 0 | 0 | 0 | 0 | 4 | | | | | | |
| 6 Taylor Walls, S (1,6) OBP: 0.357, SLG: 0.265 |  | | | | | |  | |  | 3 | 0 | 1 | 0 | 1 | 0 | 1 | | | | | | |
| 28 Francisco Mejia, S (1,2) OBP: 0.321, SLG: 0.417 | | |  | | | |  | |  | 3 | 1 | 1 | 0 | 0 | 1 | 1 | | | | | | |
| 13 Manuel Margot, R (9,PH) OBP: 0.273, SLG: 0.370 | | | | | | | |  | | 1 | 0 | 0 | 0 | 0 | 0 | 3 | | | | | | |
| 35 Brett Phillips, L (1,9) OBP: 0.315, SLG: 0.360 | | |  | | | |  | |  | 4 | 0 | 1 | 2 | 0 | 2 | 1 | | | | | | |
| Inning Stats | R: 0 E: 0 K: 1 S: 7 | H: 0 LOB: 0 BB: 0 P: 10 | R: 0 E: 0 K: 0 S: 8 | H: 1 LOB: 1 BB: 0 P: 12 | R: 0 E: 0 K: 1 S: 8 | H: 0 LOB: 0 BB: 0 P: 10 | R: 0 E: 0 K: 2 S: 9 | H: 1 LOB: 0 BB: 0 P: 15 | R: 0 E: 0 K: 0 S: 9 | H: 2 LOB: 2 BB: 0 P: 14 | R: 0 E: 0 K: 2 S: 13 | H: 1 LOB: 1 BB: 0 P: 20 | R: 0 E: 0 K: 0 S: 8 | H: 1 LOB: 0 BB: 0 P: 11 | R: 2 E: 0 K: 2 S: 14 | H: 2 LOB: 0 BB: 0 P: 19 | R: 2 E: 0 K: 1 S: 17 | H: 2 LOB: 2 BB: 2 P: 30 | 1B: 9 2B: 1 3B: 0 HR: 1 | SF: 0 SAC: 0 DP: 1 HBP: 0 | WP: 0 PB: 0 SB: 0 CS: 0 | PA: 37 |
| PITCHER | IP WLS BF H R ER SO BB IBB HBP BLK WP HR S P ERA WHIP | 5.1 W 20 5 0 0 5 0 0 0 0 0 0 49 73 0.00 0.938 | 1.2 5 1 0 0 1 0 0 0 0 0 0 1 13 19 0.00 0.600 | 1.0 5 2 2 2 2 0 0 0 0 0 0 1 14 19 18.00 2.000 | 1.0 S 7 2 2 2 1 2 0 0 0 0 0 17 30 18.00 4.000 | PITCHER | | | | | | | | | | IP WLS BF H R ER SO BB IBB HBP BLK WP HR S P ERA WHIP | | | | | | |

| Batter | 1 | 2 | 3 | 4 | 5 | 6 | 7 | 8 | 9 | AB | R | H | RBI | BB | SO | LOB | BOTTOM | | | | | |
|---|---|---|--|---|--|---|---|---|-------------------------------|----------------------------------|-------------------------------|----------------------------------|------------------------------|---|------------------------------|---------------------------------|---|---------------------------------|----------------------------------|------------------------------------|----------------------------------|--------|
| 9 Isiah Kiner-Falefa, R (1,6) OBP: 0.323, SLG: 0.415 |  | |  |  | | |  | | | 4 | 0 | 2 | 0 | 0 | 0 | 1 | <p>Tampa Bay Rays @ Texas Rangers Globe Life Field, Arlington, TX Fri Jun 04 2021, 7:09 PM - 9:54 PM CDT Att: 30,635 - Roof Closed - 72 F</p> | | | | | |
| 53 Adolis Garcia, R (1,8) OBP: 0.312, SLG: 0.555 |  | |  | |  | |  | | | 4 | 0 | 0 | 1 | 0 | 1 | 2 | | | | | | |
| 4 Khris Davis, R (1,10) OBP: 0.276, SLG: 0.354 |  | |  | |  | |  | | | 4 | 0 | 0 | 0 | 0 | 0 | 2 | | | | | | |
| 13 Joey Gallo, L (1,9) OBP: 0.363, SLG: 0.397 | |  | |  |  | |  | | | 4 | 2 | 2 | 1 | 0 | 0 | 1 | | | | | | |
| 15 Nick Solak, R (1,4) OBP: 0.319, SLG: 0.412 | |  | |  |  | | |  | | 4 | 1 | 3 | 0 | 0 | 0 | 0 | | | | | | |
| 30 Nathaniel Lowe, L (1,3) OBP: 0.348, SLG: 0.390 | |  | |  |  | | |  | | 4 | 1 | 1 | 1 | 0 | 0 | 2 | | | | | | |
| 2 Charlie Culberson, R (1,5) OBP: 0.266, SLG: 0.350 | |  | |  | |  | |  | | 3 | 0 | 0 | 1 | 0 | 1 | 1 | | | | | | |
| 5 Willie Calhoun, L (1,7) OBP: 0.319, SLG: 0.414 | | |  |  | |  | | | | 3 | 1 | 2 | 1 | 0 | 0 | 0 | | | | | | |
| 50 Jason Martin, L (8,7) OBP: 0.077, SLG: 0.077 | | |  |  | |  | | | | 0 | 0 | 0 | 0 | 0 | 0 | 0 | | | | | | |
| 23 Jose Trevino, R (1,2) OBP: 0.269, SLG: 0.320 | |  | |  | |  | | | | 2 | 0 | 0 | 0 | 0 | 0 | 1 | | | | | | |
| Inning Stats | R: 0 E: 0 K: 0 S: 7 | H: 0 LOB: 0 BB: 0 P: 10 | R: 0 E: 0 K: 0 S: 9 | H: 1 LOB: 1 BB: 0 P: 11 | R: 1 E: 0 K: 0 S: 7 | H: 1 LOB: 1 BB: 0 P: 10 | R: 3 E: 0 K: 0 S: 15 | H: 5 LOB: 2 BB: 0 P: 20 | R: 1 E: 0 K: 1 S: 12 | H: 2 LOB: 1 BB: 0 P: 19 | R: 0 E: 0 K: 1 S: 14 | H: 0 LOB: 0 BB: 0 P: 19 | R: 0 E: 0 K: 0 S: 8 | H: 1 LOB: 1 BB: 0 P: 11 | R: 0 E: 0 K: 0 S: 6 | H: 0 LOB: 0 BB: 0 P: 8 | R: 0 E: 0 K: 0 S: 6 | H: 0 LOB: 0 BB: 0 P: 8 | 1B: 8 2B: 1 3B: 0 HR: 1 | SF: 0 SAC: 2 DP: 0 HBP: 0 | WP: 0 PB: 0 SB: 0 CS: 0 | PA: 34 |
| PITCHER | IP WLS BF H R ER SO BB IBB HBP BLK WP HR S P ERA WHIP | 7.0 L 31 10 0 5 5 0 0 0 0 0 1 72 100 0.00 1.429 | 1.0 3 0 0 0 0 0 0 0 0 0 0 0 6 8 0.00 0.000 | PITCHER | | | | | | | | | | IP WLS BF H R ER SO BB IBB HBP BLK WP HR S P ERA WHIP | | | | | | | | |

| | |
|-----|----|
| AB | 35 |
| R | 4 |
| H | 10 |
| RBI | 4 |
| BB | 2 |
| SO | 9 |
| LOB | 17 |



| | |
|-----|----|
| AB | 32 |
| R | 5 |
| H | 10 |
| RBI | 5 |
| BB | 0 |
| SO | 2 |
| LOB | 10 |



| Batter | 1 | 2 | 3 | 4 | 5 | 6 | 7 | 8 | 9 | AB | R | H | RBI | BB | SO | LOB | TOP | | | | | | | | | | |
|---|-------------------------------|----------------------------------|-------------------------------|----------------------------------|------------------------------|----------------------------------|-------------------------------|----------------------------------|------------------------------|----------------------------------|-------------------------------|----------------------------------|-------------------------------|----------------------------------|-------------------------------|----------------------------------|----------------------------------|------------------------------------|----------------------------------|--------|--|--|--|--|--|--|--|
| 8 Brandon Lowe, L OBP: 0.304, SLG: 0.369 | L8 | | G4-3 | | K | | | E6 43 BB 2 BB 56 1B | K | 5 | 1 | 0 | 0 | 0 | 2 | 2 | | | | | | | | | | | |
| 56 Randy Arozarena, R OBP: 0.337, SLG: 0.392 | K | | K | | | F8 | | F7 | | 5 | 1 | 1 | 0 | 0 | 2 | 1 | | | | | | | | | | | |
| 18 Joey Wendle, L OBP: 0.295, SLG: 0.483 | | | | | | | F8 | | | 2 | 0 | 0 | 0 | 1 | 1 | 0 | | | | | | | | | | | |
| 43 Mike Brosseau, R OBP: 0.264, SLG: 0.339 | | | | | | | | | | 1 | 2 | 1 | 0 | 1 | 0 | 0 | | | | | | | | | | | |
| 17 Austin Meadows, L OBP: 0.350, SLG: 0.533 | G1-3 | | | | | | | | | 5 | 1 | 2 | 2 | 0 | 1 | 4 | | | | | | | | | | | |
| 2 Yandy Diaz, R OBP: 0.386, SLG: 0.306 | | G6-3 | | | K | | | | | 4 | 1 | 1 | 3 | 1 | 1 | 1 | | | | | | | | | | | |
| 6 Taylor Walls, S OBP: 0.380, SLG: 0.357 | | | | | G6-3 | | | | | 5 | 0 | 3 | 2 | 0 | 0 | 1 | | | | | | | | | | | |
| 13 Manuel Margot, R OBP: 0.277, SLG: 0.382 | | | | | | | F8 | | | 4 | 0 | 1 | 0 | 0 | 1 | 3 | | | | | | | | | | | |
| 28 Francisco Mejia, S OBP: 0.318, SLG: 0.404 | | | | | | | | | | 3 | 0 | 0 | 0 | 1 | 1 | 4 | | | | | | | | | | | |
| 35 Brett Phillips, L OBP: 0.318, SLG: 0.357 | | | | | | | | | | 1 | 0 | 0 | 0 | 1 | 1 | 2 | | | | | | | | | | | |
| 10 Mike Zunino, R OBP: 0.295, SLG: 0.525 | | | | | | | | | | 1 | 0 | 0 | 0 | 0 | 0 | 2 | | | | | | | | | | | |
| 39 Kevin Kiermaier, L OBP: 0.263, SLG: 0.290 | | | | | | | | | | 1 | 1 | 1 | 0 | 0 | 0 | 0 | | | | | | | | | | | |
| Inning Stats | R: 0 E: 0 K: 1 S: 12 | H: 0 LOB: 1 BB: 1 P: 18 | R: 0 E: 0 K: 1 S: 11 | H: 2 LOB: 2 BB: 0 P: 18 | R: 0 E: 0 K: 2 S: 7 | H: 0 LOB: 0 BB: 0 P: 11 | R: 0 E: 0 K: 1 S: 11 | H: 1 LOB: 0 BB: 0 P: 15 | R: 0 E: 0 K: 1 S: 9 | H: 0 LOB: 1 BB: 1 P: 18 | R: 0 E: 0 K: 0 S: 11 | H: 1 LOB: 2 BB: 1 P: 21 | R: 3 E: 1 K: 2 S: 24 | H: 2 LOB: 2 BB: 2 P: 44 | R: 4 E: 0 K: 1 S: 15 | H: 4 LOB: 0 BB: 0 P: 22 | 1B: 7 2B: 2 3B: 0 HR: 1 | SF: 0 SAC: 0 DP: 1 HBP: 0 | WP: 0 PB: 0 SB: 1 CS: 0 | PA: 42 | | | | | | | |
| PITCHER | IP | WLS | BF | H | R | ER | SO | BB | IBB | HBP | BLK | WP | HR | S | P | ERA | WHIP | | | | | | | | | | |
| 33 Dane Dunning, R ERA: 4.26 | 5.0 | | 19 | 3 | 0 | 0 | 6 | 2 | 0 | 0 | 0 | 0 | 0 | 50 | 80 | 0.00 | 1.000 | | | | | | | | | | |
| 52 Taylor Hearn, L ERA: 4.25 | 2.0 | H | 8 | 1 | 0 | 0 | 1 | 1 | 0 | 0 | 0 | 0 | 0 | 20 | 36 | 0.00 | 1.000 | | | | | | | | | | |
| 60 John King, L ERA: 2.4 | 0.1 | L | 4 | 1 | 3 | 2 | 0 | 1 | 0 | 0 | 0 | 0 | 0 | 10 | 20 | 54.00 | 6.000 | | | | | | | | | | |
| 66 Josh Sborz, R ERA: 4.13 | 0.2 | B | 4 | 1 | 0 | 0 | 2 | 1 | 0 | 0 | 0 | 0 | 0 | 14 | 24 | 0.00 | 3.000 | | | | | | | | | | |
| 59 Brett Martin, L ERA: 3.43 | 1.0 | | 7 | 4 | 4 | 4 | 1 | 0 | 0 | 0 | 0 | 0 | 1 | 15 | 22 | 36.00 | 4.000 | | | | | | | | | | |

Tampa Bay Rays @ Texas Rangers
Globe Life Field, Arlington, TX
Sun Jun 06 2021, 1:38 PM - 5:22 PM CDT
Att: 26,442 - Roof Closed - 72 F

| | |
|-----|----|
| AB | 37 |
| R | 7 |
| H | 10 |
| RBI | 7 |
| BB | 5 |
| SO | 10 |
| LOB | 20 |



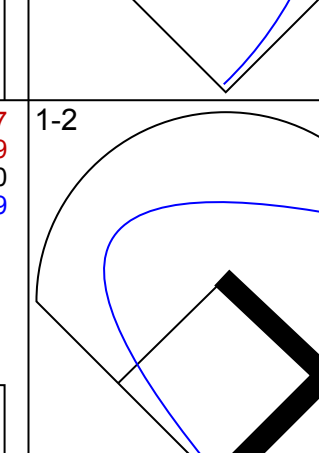

| Batter | 1 | 2 | 3 | 4 | 5 | 6 | 7 | 8 | 9 | AB | R | H | RBI | BB | SO | LOB | BOTTOM | | | | | | | | | | |
|---|------------------------------|----------------------------------|-------------------------------|----------------------------------|-------------------------------|----------------------------------|-------------------------------|----------------------------------|-------------------------------|----------------------------------|------------------------------|----------------------------------|------------------------------|----------------------------------|-------------------------------|----------------------------------|-------------------------------|----------------------------------|----------------------------------|------------------------------------|----------------------------------|--------|--|--|--|--|--|
| 16 Brock Holt, L OBP: 0.340, SLG: 0.341 | G3 | | G3 | | F8 | | | G3 | | 5 | 1 | 2 | 0 | 0 | 0 | 3 | | | | | | | | | | | |
| 9 Isiah Kiner-Falefa, R OBP: 0.319, SLG: 0.407 | | | | | | | | | | 5 | 0 | 1 | 0 | 0 | 1 | 3 | | | | | | | | | | | |
| 30 Nathaniel Lowe, L OBP: 0.346, SLG: 0.382 | | | | | | | | | | 4 | 0 | 1 | 0 | 1 | 2 | 3 | | | | | | | | | | | |
| 13 Joey Gallo, L OBP: 0.365, SLG: 0.389 | | | | | | | | | | 1 | 0 | 0 | 0 | 3 | 0 | 1 | | | | | | | | | | | |
| 15 Nick Solak, R OBP: 0.310, SLG: 0.399 | | | | | | | | | | 4 | 0 | 0 | 0 | 0 | 1 | 4 | | | | | | | | | | | |
| 5 Willie Calhoun, L OBP: 0.325, SLG: 0.414 | | | | | | | | | | 2 | 0 | 1 | 0 | 2 | 0 | 0 | | | | | | | | | | | |
| 2 Charlie Culberson, R ERA: 4.54 | | | | | | | | | | 3 | 0 | 1 | 0 | 0 | 1 | 1 | | | | | | | | | | | |
| 53 Adolis Garcia, R OBP: 0.314, SLG: 0.549 | | | | | | | | | | 1 | 0 | 0 | 0 | 0 | 0 | 2 | | | | | | | | | | | |
| 59 Brett Martin, L ERA: 3.43 | | | | | | | | | | 0 | 0 | 0 | 0 | 0 | 0 | 0 | | | | | | | | | | | |
| 50 Jason Martin, L OBP: 0.167, SLG: 0.167 | | | | | | | | | | 4 | 0 | 2 | 0 | 0 | 1 | 3 | | | | | | | | | | | |
| 2B Jonah Heim, S OBP: 0.228, SLG: 0.306 | | | | | | | | | | 3 | 0 | 0 | 0 | 0 | 2 | 4 | | | | | | | | | | | |
| Inning Stats | R: 1 E: 0 K: 0 S: 9 | H: 2 LOB: 1 BB: 1 P: 18 | R: 0 E: 0 K: 1 S: 11 | H: 0 LOB: 1 BB: 1 P: 15 | R: 0 E: 0 K: 0 S: 10 | H: 1 LOB: 2 BB: 1 P: 21 | R: 0 E: 0 K: 2 S: 11 | H: 2 LOB: 0 BB: 0 P: 13 | R: 0 E: 0 K: 1 S: 12 | H: 0 LOB: 0 BB: 1 P: 21 | R: 0 E: 0 K: 0 S: 8 | H: 0 LOB: 0 BB: 0 P: 12 | R: 0 E: 0 K: 0 S: 9 | H: 1 LOB: 1 BB: 0 P: 13 | R: 0 E: 0 K: 2 S: 14 | H: 0 LOB: 2 BB: 2 P: 24 | R: 0 E: 0 K: 2 S: 13 | H: 2 LOB: 2 BB: 0 P: 19 | 1B: 7 2B: 2 3B: 0 HR: 0 | SF: 0 SAC: 1 DP: 2 HBP: 0 | WP: 0 PB: 0 SB: 0 CS: 0 | PA: 39 | | | | | |
| PITCHER | IP | WLS | BF | H | R | ER | SO | BB | IBB | HBP | BLK | WP | HR | S | P | ERA | WHIP | | | | | | | | | | |
| 52 Michael Wacha, R ERA: 3.38 | 2.2 | | 11 | 2 | 1 | 1 | 1 | 2 | 0 | 0 | 0 | 0 | 0 | 25 | 42 | 3.38 | 1.500 | | | | | | | | | | |
| 71 Ryan Sherriff, L ERA: 3.38 | 1.1 | | 8 | 3 | 0 | 0 | 2 | 1 | 0 | 0 | 0 | 0 | 0 | 16 | 25 | 0.00 | 3.000 | | | | | | | | | | |
| 36 Andrew Kittredge, R ERA: 1.29 | 2.0 | | 6 | 0 | 0 | 0 | 1 | 1 | 0 | 0 | 0 | 0 | 0 | 20 | 33 | 0.00 | 0.500 | | | | | | | | | | |
| 59 Jeffrey Springs, L ERA: 3.0 | 0.2 | | 3 | 1 | 0 | 0 | 0 | 0 | 0 | 0 | 0 | 0 | 0 | 7 | 10 | 0.00 | 1.500 | | | | | | | | | | |
| 34 J.P. Feyereisen, R ERA: 2.8 | 1.1 | W | 6 | 0 | 0 | 0 | 2 | 2 | 0 | 0 | 0 | 0 | 0 | 16 | 27 | 0.00 | 1.500 | | | | | | | | | | |


Tampa Bay Rays @ Texas Rangers
Globe Life Field, Arlington, TX
Sun Jun 06 2021, 1:38 PM - 5:22 PM CDT
Att: 26,442 - Roof Closed - 72 F

| | |
|-----|----|
| AB | 32 |
| R | 1 |
| H | 8 |
| RBI | 0 |
| BB | 6 |
| SO | 8 |
| LOB | 24 |



| Batter | 1 | 2 | 3 | 4 | 5 | 6 | 7 | 8 | 9 | AB | R | H | RBI | BB | SO | LOB | TOP | | | | | | | | | | |
|--|---------------------------------------|----------------------------------|---------------------------------------|----------------------------------|---------------------------------------|----------------------------------|---------------------------------------|----------------------------------|---------------------------------------|----------------------------------|---------------------------------------|----------------------------------|---------------------------------------|----------------------------------|---------------------------------------|----------------------------------|--|----------------------------------|------------------------------------|-------------------------|--------|--|--|--|--|--|--|
| 12 Kyle Schwarber, L OBP: 0.309, SLG: 0.410 | | | | | | | | | | 3 | 0 | 0 | 0 | 1 | 2 | 1 | Washington Nationals @ Tampa Bay Rays Tropicana Field, St. Petersburg, FL Tue Jun 08 2021, 7:11 PM - 10:31 PM EDT Att: 7,173 - Dome - 72 F | | | | | | | | | | |
| 7 Trea Turner, R OBP: 0.356, SLG: 0.489 | | | | | | | | | | 3 | 0 | 1 | 1 | 1 | 1 | 0 | | | | | | | | | | | |
| 22 Juan Soto, L OBP: 0.409, SLG: 0.447 | | | | | | | | | | 3 | 0 | 1 | 0 | 1 | 0 | 2 | | | | | | | | | | | |
| 11 Ryan Zimmerman, R (1, 3) OBP: 0.314, SLG: 0.535 | | | | | | | | | | 4 | 0 | 0 | 0 | 0 | 2 | 4 | | | | | | | | | | | |
| 19 Josh Bell, S OBP: 0.278, SLG: 0.416 | | | | | | | | | | 4 | 0 | 1 | 0 | 0 | 2 | 3 | | | | | | | | | | | |
| 10 Yan Gomes, R OBP: 0.280, SLG: 0.424 | | | | | | | | | | 4 | 0 | 1 | 0 | 0 | 1 | 1 | | | | | | | | | | | |
| 5 Josh Harrison, R (1, 4) OBP: 0.346, SLG: 0.376 | | | | | | | | | | 4 | 0 | 1 | 0 | 0 | 2 | 1 | | | | | | | | | | | |
| 13 Starlin Castro, R OBP: 0.296, SLG: 0.310 | | | | | | | | | | 4 | 1 | 1 | 0 | 0 | 2 | 1 | | | | | | | | | | | |
| 16 Victor Robles, R (1, 8) OBP: 0.338, SLG: 0.301 | | | | | | | | | | 2 | 0 | 0 | 0 | 1 | 2 | 1 | | | | | | | | | | | |
| Inning Stats | R: 0 H: 1 E: 0 K: 2 S: 11 | H: 1 LOB: 1 BB: 0 P: 18 | R: 0 H: 0 E: 0 K: 1 S: 7 | H: 0 LOB: 0 BB: 0 P: 10 | R: 1 H: 2 E: 0 K: 1 S: 12 | H: 2 LOB: 1 BB: 1 P: 18 | R: 0 H: 1 E: 0 K: 3 S: 12 | H: 1 LOB: 1 BB: 0 P: 16 | R: 0 H: 0 E: 0 K: 0 S: 9 | H: 0 LOB: 0 BB: 0 P: 15 | R: 0 H: 2 E: 0 K: 1 S: 15 | H: 2 LOB: 1 BB: 0 P: 21 | R: 0 H: 0 E: 1 K: 2 S: 18 | H: 0 LOB: 3 BB: 3 P: 33 | R: 0 H: 0 E: 0 K: 1 S: 9 | H: 0 LOB: 0 BB: 0 P: 9 | | 1B: 5 2B: 1 3B: 0 HR: 0 | SF: 0 SAC: 0 DP: 1 HBP: 1 | WP: 1 PB: 0 CS: 0 | PA: 35 | | | | | | |
| PITCHER | IP | WLS | BF | H | R | ER | SO | BB | IBB | HBP | BLK | WP | HR | S | P | ERA | WHIP | | | | | | | | | | |
| 20 Tyler Glasnow, R (1, 1) ERA: 2.57 | 7.0 | W | 26 | 6 | 1 | 1 | 11 | 1 | 0 | 0 | 0 | 1 | 0 | 77 | 114 | 1.29 | 1.000 | | | | | | | | | | |
| 34 J.P. Feyereisen, R (8, 1) ERA: 2.57 | 0.1 | H | 4 | 0 | 0 | 0 | 0 | 3 | 0 | 0 | 0 | 0 | 0 | 12 | 26 | 0.00 | 9.000 | | | | | | | | | | |
| 81 Ryan Thompson, R (8, 1) ERA: 2.0 | 0.2 | H | 2 | 0 | 0 | 0 | 2 | 0 | 0 | 0 | 0 | 0 | 0 | 6 | 7 | 0.00 | 0.000 | | | | | | | | | | |
| 63 Diego Castillo, R (9, 1) ERA: 2.78 | 1.0 | S | 3 | 0 | 0 | 0 | 1 | 0 | 0 | 0 | 0 | 0 | 0 | 9 | 9 | 0.00 | 0.000 | | | | | | | | | | |
| Batter | 1 | 2 | 3 | 4 | 5 | 6 | 7 | 8 | 9 | AB | R | H | RBI | BB | SO | LOB | BOTTOM | | | | | | | | | | |
| 13 Manuel Margot, R (1, 9) OBP: 0.280, SLG: 0.398 | | | | | | | | | | 5 | 1 | 2 | 1 | 0 | 1 | 3 | Washington Nationals @ Tampa Bay Rays Tropicana Field, St. Petersburg, FL Tue Jun 08 2021, 7:11 PM - 10:31 PM EDT Att: 7,173 - Dome - 72 F | | | | | | | | | | |
| 2 Yandy Diaz, R (1, 3) OBP: 0.391, SLG: 0.311 | | | | | | | | | | 4 | 0 | 2 | 0 | 1 | 1 | 3 | | | | | | | | | | | |
| 17 Austin Meadows, L (1, 10) OBP: 0.347, SLG: 0.523 | | | | | | | | | | 4 | 1 | 0 | 0 | 1 | 3 | 3 | | | | | | | | | | | |
| 56 Randy Arozarena, R (1, 7) OBP: 0.340, SLG: 0.391 | | | | | | | | | | 3 | 1 | 1 | 0 | 1 | 0 | 1 | | | | | | | | | | | |
| 43 Mike Brosseau, R (1, 4) OBP: 0.264, SLG: 0.345 | | | | | | | | | | 4 | 0 | 1 | 1 | 0 | 0 | 2 | | | | | | | | | | | |
| 18 Joey Wendle, L (1, 5) OBP: 0.343, SLG: 0.478 | | | | | | | | | | 2 | 0 | 0 | 0 | 1 | 1 | 2 | | | | | | | | | | | |
| 10 Mike Zunino, R (1, 2) OBP: 0.298, SLG: 0.524 | | | | | | | | | | 2 | 0 | 1 | 1 | 2 | 0 | 1 | | | | | | | | | | | |
| 6 Taylor Walls, S (1, 6) OBP: 0.370, SLG: 0.333 | | | | | | | | | | 3 | 0 | 0 | 0 | 1 | 1 | 3 | | | | | | | | | | | |
| 39 Kevin Kiermaier, L (1, 8) OBP: 0.263, SLG: 0.283 | | | | | | | | | | 3 | 0 | 0 | 0 | 1 | 1 | 5 | | | | | | | | | | | |
| Inning Stats | R: 1 H: 1 E: 0 K: 1 S: 11 | H: 1 LOB: 0 BB: 0 P: 20 | R: 0 H: 0 E: 1 K: 0 S: 15 | H: 0 LOB: 2 BB: 2 P: 27 | R: 0 H: 2 E: 0 K: 1 S: 14 | H: 2 LOB: 0 BB: 0 P: 20 | R: 0 H: 1 E: 0 K: 0 S: 15 | H: 1 LOB: 2 BB: 2 P: 30 | R: 2 H: 2 E: 0 K: 2 S: 24 | H: 2 LOB: 3 BB: 3 P: 41 | R: 0 H: 0 E: 0 K: 1 S: 9 | H: 0 LOB: 1 BB: 1 P: 14 | R: 0 H: 0 E: 0 K: 1 S: 9 | H: 0 LOB: 1 BB: 0 P: 12 | R: 0 H: 1 E: 0 K: 2 S: 13 | H: 1 LOB: 1 BB: 0 P: 18 | | 1B: 5 2B: 1 3B: 0 HR: 1 | SF: 0 SAC: 0 DP: 1 HBP: 1 | WP: 0 PB: 0 CS: 1 | PA: 39 | | | | | | |
| PITCHER | IP | WLS | BF | H | R | ER | SO | BB | IBB | HBP | BLK | WP | HR | S | P | ERA | WHIP | | | | | | | | | | |
| 34 Jon Lester, L (1, 1) ERA: 4.19 | 3.2 | L | 19 | 4 | 1 | 1 | 2 | 4 | 0 | 0 | 0 | 0 | 0 | 15 | 27 | 54.00 | 9.000 | | | | | | | | | | |
| 51 Wander Suero, R (4, 1) ERA: 3.57 | 0.1 | L | 4 | 1 | 2 | 2 | 0 | 2 | 0 | 0 | 0 | 0 | 0 | 10 | 18 | 0.00 | 3.000 | | | | | | | | | | |
| 49 Sam Clay, L (5, 1) ERA: 5.0 | 0.2 | L | 4 | 1 | 0 | 0 | 2 | 1 | 0 | 0 | 0 | 0 | 0 | 11 | 16 | 0.00 | 0.750 | | | | | | | | | | |
| 33 Ryne Harper, R (5, 1) ERA: 2.08 | 1.1 | L | 4 | 0 | 0 | 0 | 1 | 1 | 0 | 0 | 0 | 0 | 0 | 11 | 16 | 0.00 | 0.750 | | | | | | | | | | |
| 21 Tanner Rainey, R (7, 1) ERA: 9.92 | 1.0 | L | 4 | 0 | 0 | 0 | 1 | 0 | 0 | 1 | 0 | 0 | 0 | 9 | 12 | 0.00 | 0.000 | | | | | | | | | | |
| PITCHER | IP | WLS | BF | H | R | ER | SO | BB | IBB | HBP | BLK | WP | HR | S | P | ERA | WHIP | | | | | | | | | | |
| 30 Paolo Espino, R (8, 1) ERA: 2.79 | 1.0 | L | 4 | 1 | 0 | 0 | 2 | 0 | 0 | 0 | 0 | 0 | 0 | 13 | 18 | 0.00 | 1.000 | | | | | | | | | | |

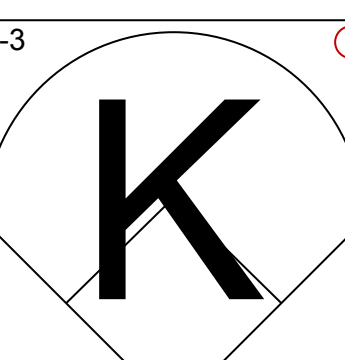
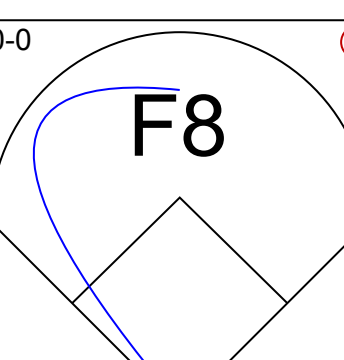
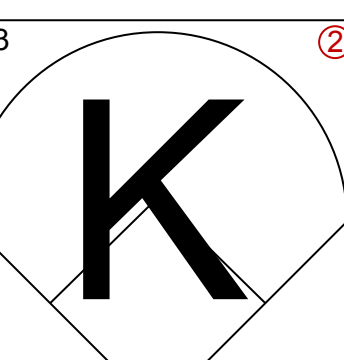
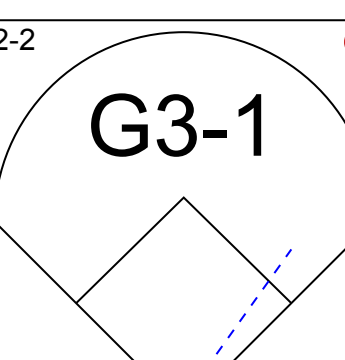
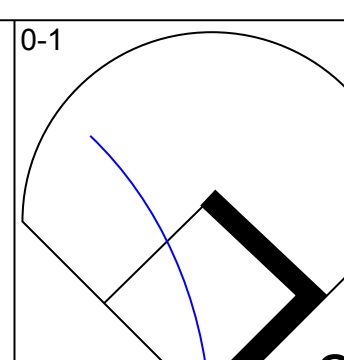
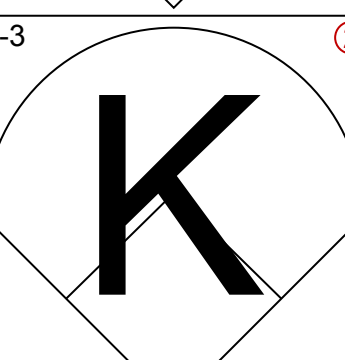
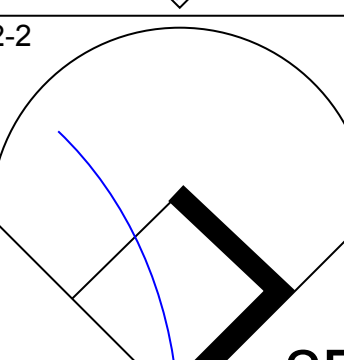
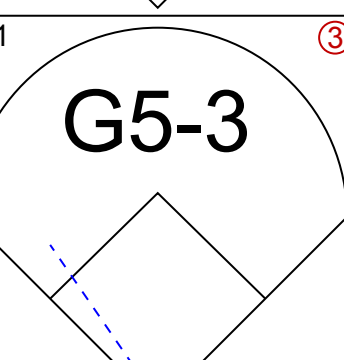
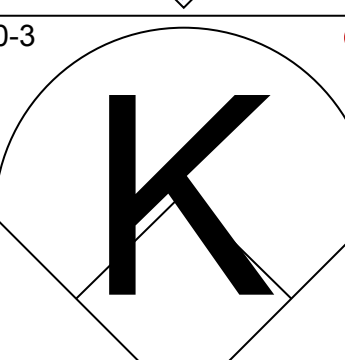
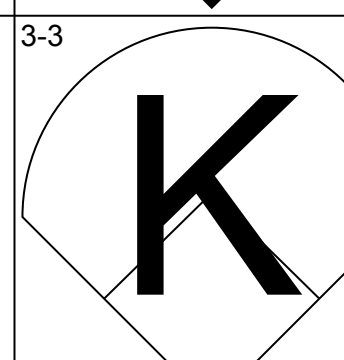
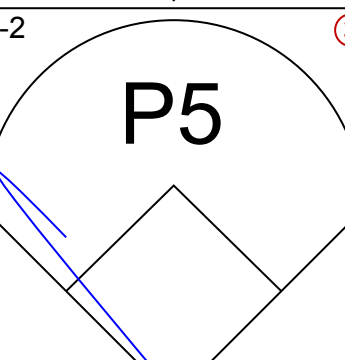
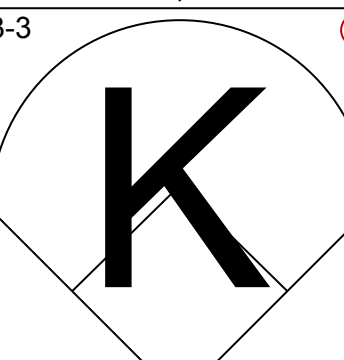
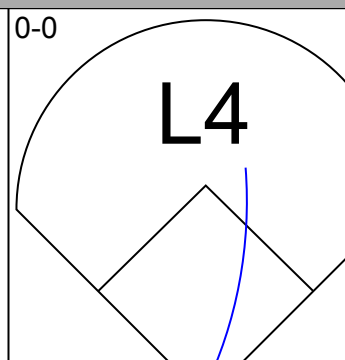
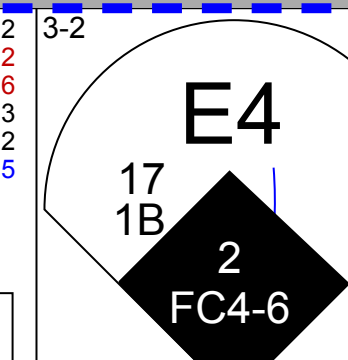
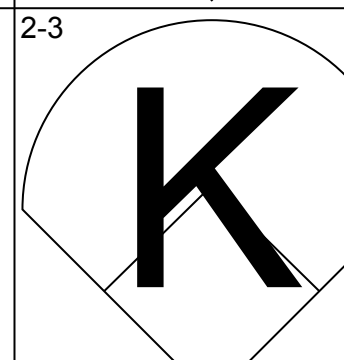
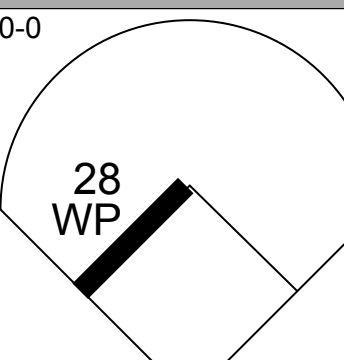

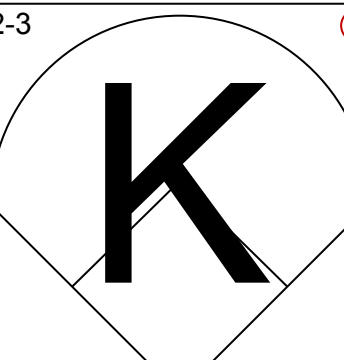
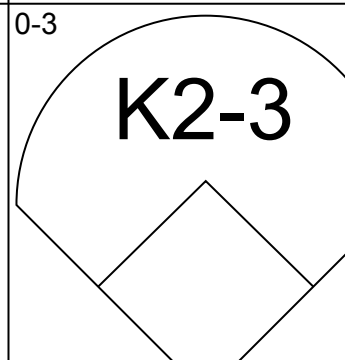
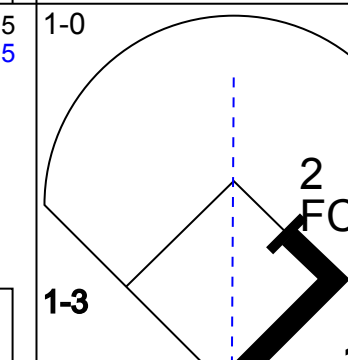

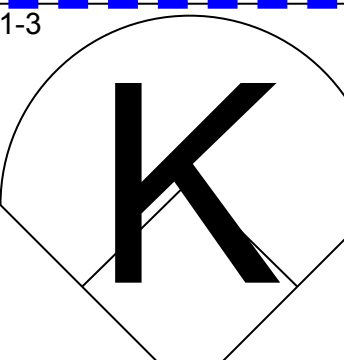
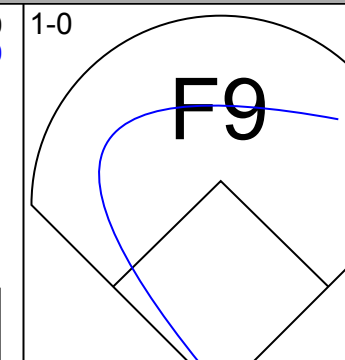
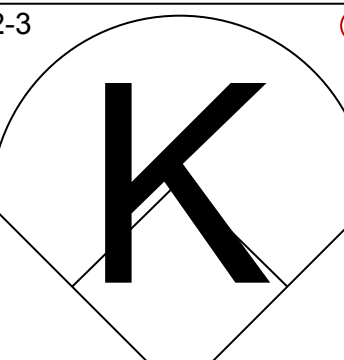
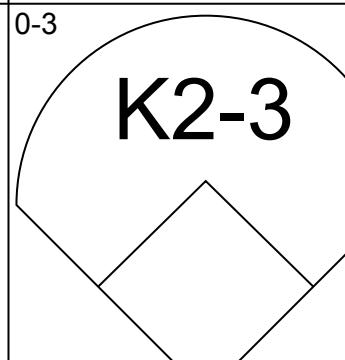
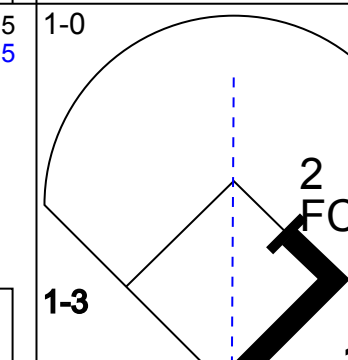

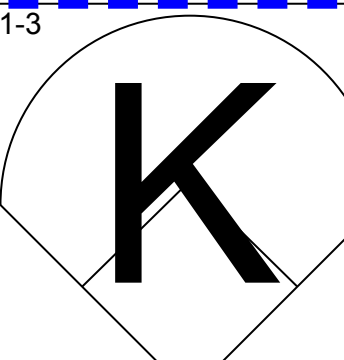
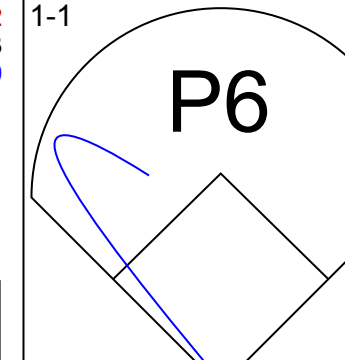
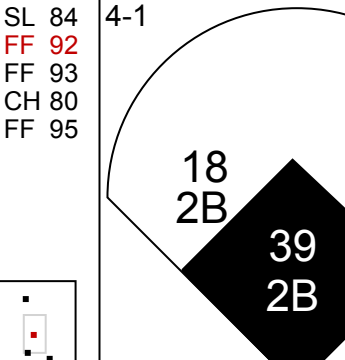
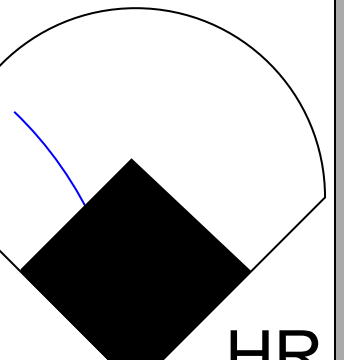
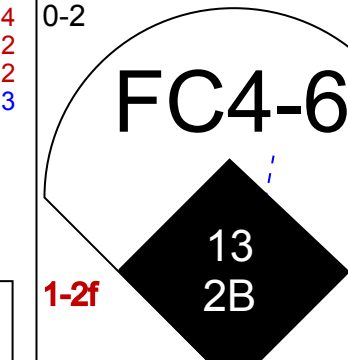

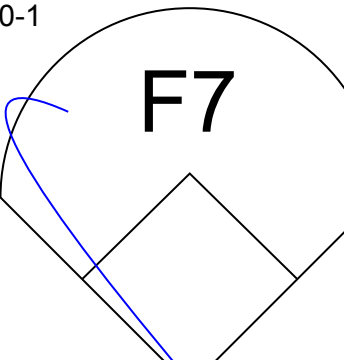
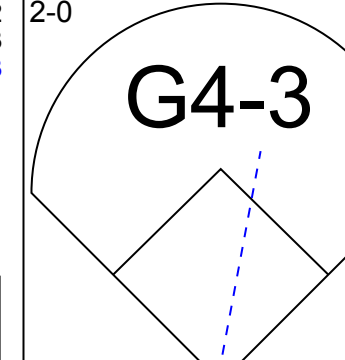
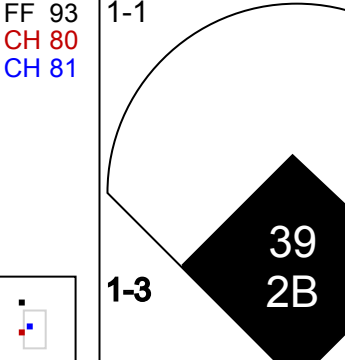
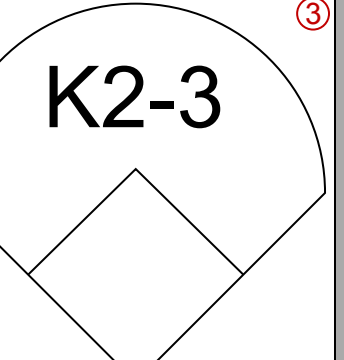
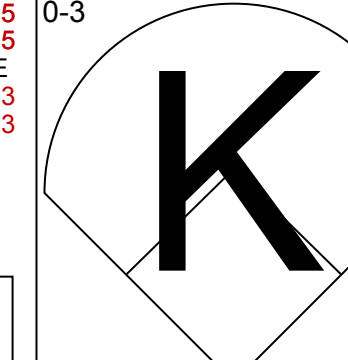

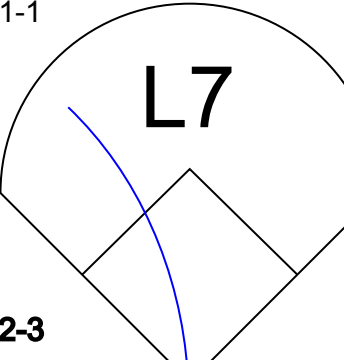

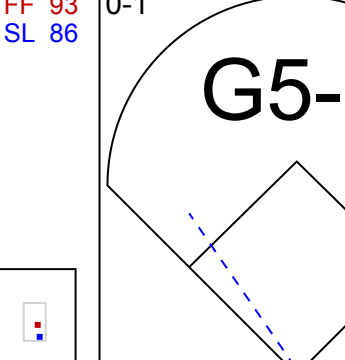

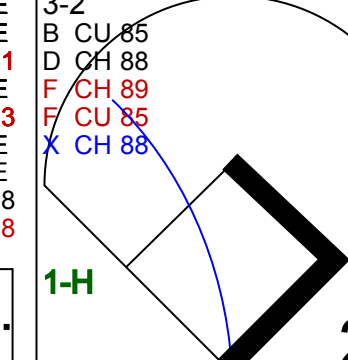



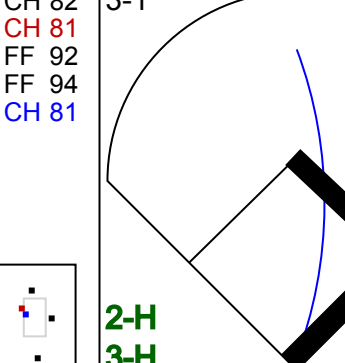

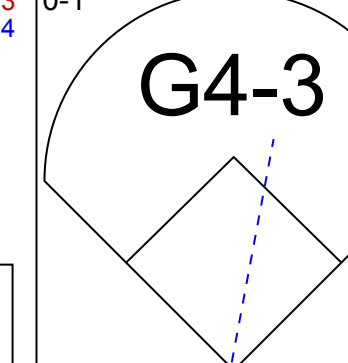



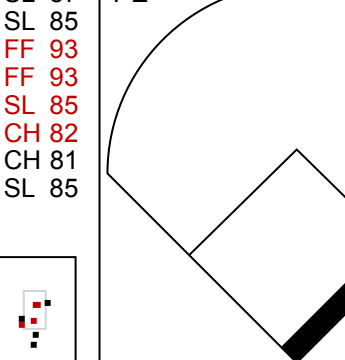


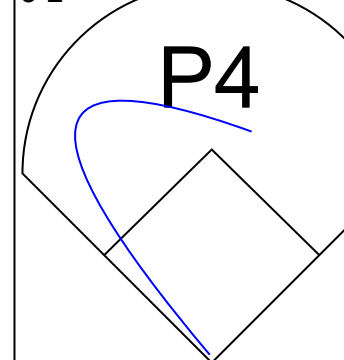

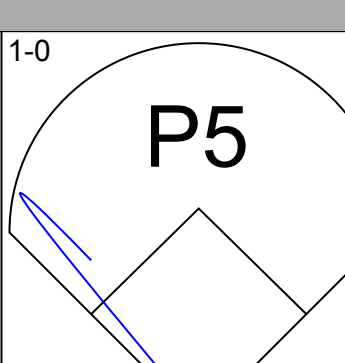

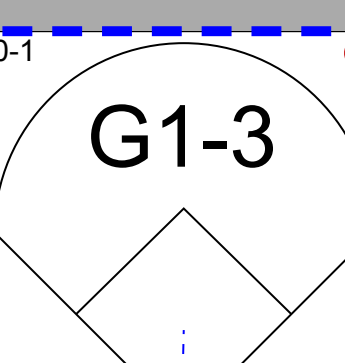
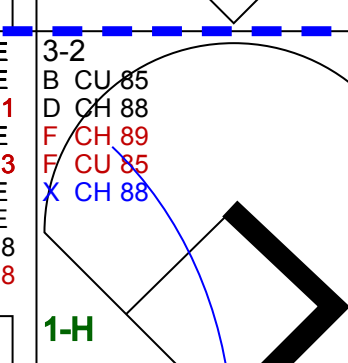


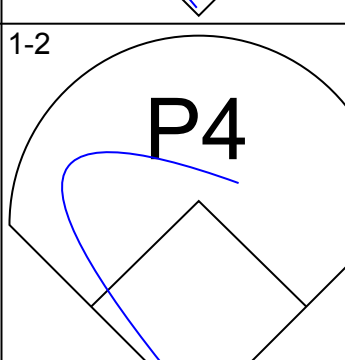
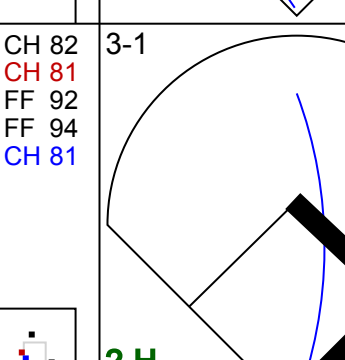
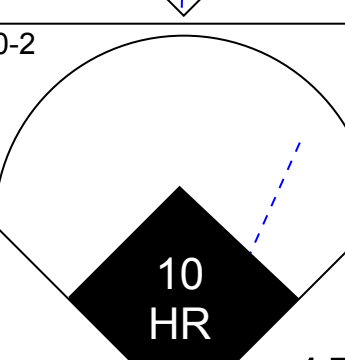
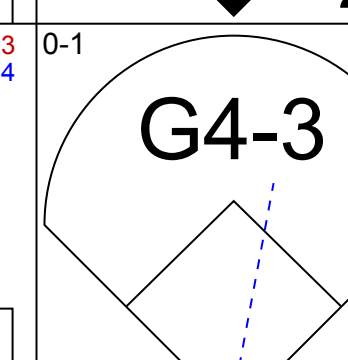


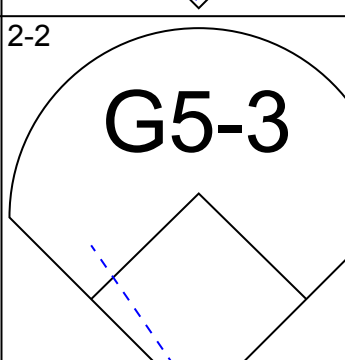
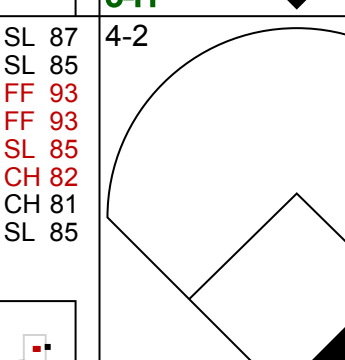
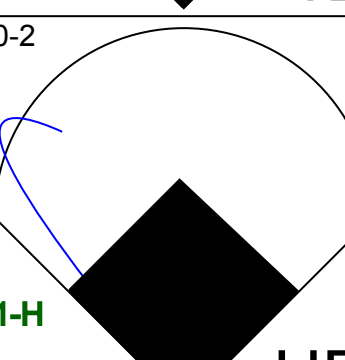

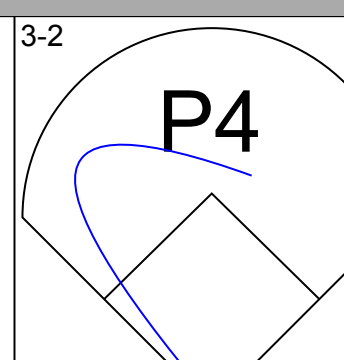

| Batter | 1 | 2 | 3 | 4 | 5 | 6 | 7 | 8 | 9 | AB | R | H | RBI | BB | SO | LOB | TOP | | | | | | | | | | |
|---|---|----------------------------------|-------------------------------|----------------------------------|-------------------------------|----------------------------------|------------------------------|----------------------------------|-------------------------------|----------------------------------|------------------------------|---------------------------------|------------------------------|---------------------------------|-------------------------------|----------------------------------|--|----------------------------------|----------------------------------|------------------------------------|----------------------------------|--------|--|--|--|--|--|
| 31 Cedric Mullins, L OBP: 0.386, SLG: 0.527 |  | | L9 | | K | | | FC3-5 16 BB | | 4 | 0 | 0 | 0 | 0 | 2 | 3 | <p>Baltimore Orioles @ Tampa Bay Rays Tropicana Field, St. Petersburg, FL Fri Jun 11 2021, 7:11 PM - 10:04 PM EDT Att. 6,211 - Dome - 72 F</p> <p>AB 31 R 2 H 4 RBI 2 BB 2 SO 8 LOB 7</p>  | | | | | | | | | | |
| 16 Trey Mancini, R OBP: 0.353, SLG: 0.493 | L9 | | HR | | | G5-3 | | BB | | 3 | 1 | 1 | 2 | 1 | 0 | 0 | | | | | | | | | | | |
| 25 Anthony Santander, S OBP: 0.290, SLG: 0.443 | | | L8 | | | K | | P4 | | 4 | 0 | 1 | 0 | 0 | 1 | 2 | | | | | | | | | | | |
| 6 Ryan Mountcastle, R OBP: 0.275, SLG: 0.429 | K | | | | F9 | | | | G5-3 | 4 | 0 | 0 | 0 | 0 | 1 | 1 | | | | | | | | | | | |
| 21 Austin Hays, R OBP: 0.309, SLG: 0.441 | | K | | | G1-3 | | | | K | 4 | 0 | 0 | 0 | 0 | 3 | 0 | | | | | | | | | | | |
| 2 Freddy Galvis, S OBP: 0.315, SLG: 0.454 | | F9 | | | G1-3 | | | | G5-3 | 4 | 0 | 0 | 0 | 0 | 0 | 0 | | | | | | | | | | | |
| 3 Maikel Franco, R OBP: 0.253, SLG: 0.370 | | | | | | P4 | | | F7 | 3 | 0 | 0 | 0 | 0 | 1 | 0 | | | | | | | | | | | |
| 28 Pedro Severino, R OBP: 0.313, SLG: 0.317 | | | | | | P4 | | | G6-3 | 3 | 0 | 1 | 0 | 0 | 0 | 0 | | | | | | | | | | | |
| 11 Pat Valaika, R OBP: 0.250, SLG: 0.282 | | | | | | L6 | | | 31 FC3-5 BB | 2 | 1 | 1 | 0 | 1 | 0 | 1 | | | | | | | | | | | |
| Inning Stats | R: 0 E: 0 K: 2 S: 11 | H: 1 LOB: 1 BB: 0 P: 13 | R: 0 E: 0 K: 2 S: 12 | H: 0 LOB: 0 BB: 0 P: 18 | R: 2 E: 0 K: 0 S: 10 | H: 2 LOB: 0 BB: 0 P: 15 | R: 0 E: 0 K: 0 S: 7 | H: 0 LOB: 0 BB: 0 P: 11 | R: 0 E: 0 K: 1 S: 10 | H: 1 LOB: 1 BB: 0 P: 13 | R: 0 E: 0 K: 1 S: 6 | H: 0 LOB: 0 BB: 0 P: 9 | R: 0 E: 0 K: 1 S: 7 | H: 0 LOB: 0 BB: 0 P: 8 | R: 0 E: 0 K: 0 S: 11 | H: 0 LOB: 2 BB: 2 P: 21 | R: 0 E: 0 K: 1 S: 9 | H: 0 LOB: 0 BB: 0 P: 10 | 1B: 2 2B: 1 3B: 0 HR: 1 | SF: 0 SAC: 0 DP: 0 HBP: 0 | WP: 0 PB: 0 SB: 0 CS: 0 | PA: 33 | | | | | |
| PITCHER | IP | WLS | BF | H | R | ER | SO | BB | IBB | HBP | BLK | WP | HR | S | P | ERA | WHIP | | | | | | | | | | |
| 48 Ryan Yarbrough, L ERA: 3.88 | 6.0 | W | 22 | 4 | 2 | 2 | 6 | 0 | 0 | 0 | 0 | 0 | 1 | 56 | 79 | 3.00 | 0.667 | | | | | | | | | | |
| 36 Andrew Kittredge, R ERA: 1.48 | 1.0 | H | 3 | 0 | 0 | 0 | 1 | 0 | 0 | 0 | 0 | 0 | 0 | 7 | 8 | 0.00 | 0.000 | | | | | | | | | | |
| 34 J.P. Feyerherzen, R ERA: 2.48 | 1.0 | H | 5 | 0 | 0 | 0 | 0 | 2 | 0 | 0 | 0 | 0 | 0 | 11 | 21 | 0.00 | 2.000 | | | | | | | | | | |
| 29 Pete Fairbanks, R ERA: 1.2 | 1.0 | S | 3 | 0 | 0 | 0 | 1 | 0 | 0 | 0 | 0 | 0 | 0 | 9 | 10 | 0.00 | 0.000 | | | | | | | | | | |

| Batter | 1 | 2 | 3 | 4 | 5 | 6 | 7 | 8 | 9 | AB | R | H | RBI | BB | SO | LOB | BOTTOM | | | | | | | | | | | |
|---|-------------------------------|----------------------------------|-------------------------------|----------------------------------|-------------------------------|----------------------------------|-------------------------------|----------------------------------|-------------------------------|----------------------------------|-------------------------------|----------------------------------|-------------------------------|----------------------------------|----------------------------------|------------------------------------|---|--------|--|--|--|--|--|--|--|--|--|--|
| 13 Manuel Margot, R OBP: 0.281, SLG: 0.387 | BB | | FC6-4 | | G5-3 | | | G6-3 2 WP | | 3 | 0 | 1 | 2 | 1 | 0 | 1 | <p>Baltimore Orioles @ Tampa Bay Rays Tropicana Field, St. Petersburg, FL Fri Jun 11 2021, 7:11 PM - 10:04 PM EDT Att. 6,211 - Dome - 72 F</p> <p>AB 31 R 4 H 9 RBI 4 BB 4 SO 8 LOB 18</p>  | | | | | | | | | | | |
| 2 Yandy Diaz, R OBP: 0.395, SLG: 0.310 | G6-4-3 BB | | P5 | | K | | G6-3 | | | 3 | 0 | 0 | 0 | 1 | 1 | 2 | | | | | | | | | | | | |
| 17 Austin Meadows, L OBP: 0.337, SLG: 0.502 | F4 | | F7 | | P5 | | K | | | 4 | 0 | 0 | 0 | 0 | 1 | 4 | | | | | | | | | | | | |
| 56 Randy Arozarena, R OBP: 0.343, SLG: 0.402 | G6-4-3 | | 43 HR 8 HR | | G3 | | G6-3 | | | 4 | 1 | 1 | 0 | 0 | 0 | 3 | | | | | | | | | | | | |
| 43 Mike Brosseau, R OBP: 0.265, SLG: 0.344 | P4 | | 8 HR | | G3 | | | K | | 4 | 0 | 2 | 0 | 0 | 1 | 0 | | | | | | | | | | | | |
| 8 Brandon Lowe, L OBP: 0.305, SLG: 0.379 | K | | 1B | | 1B | | | 6 S BB | | 3 | 1 | 2 | 2 | 1 | 1 | 0 | | | | | | | | | | | | |
| 6 Taylor Walls, S OBP: 0.365, SLG: 0.365 | F9 | | BB | | K | | K | | | 3 | 0 | 0 | 0 | 1 | 2 | 3 | | | | | | | | | | | | |
| 10 Mike Zunino, R OBP: 0.301, SLG: 0.516 | | | 13 FC6-4 13 HR | | K | | K | | G5-3 | 4 | 1 | 1 | 0 | 0 | 2 | 4 | | | | | | | | | | | | |
| 39 Kevin Kiermaier, L OBP: 0.277, SLG: 0.300 | | | 13 FC6-4 1B | | G6-3 | | 13 HR 2B | | | 3 | 1 | 2 | 0 | 0 | 0 | 1 | | | | | | | | | | | | |
| Inning Stats | R: 0 E: 0 K: 0 S: 11 | H: 0 LOB: 1 BB: 2 P: 22 | R: 0 E: 0 K: 1 S: 11 | H: 0 LOB: 0 BB: 0 P: 14 | R: 1 E: 0 K: 0 S: 17 | H: 2 LOB: 1 BB: 0 P: 26 | R: 2 E: 0 K: 1 S: 18 | H: 3 LOB: 1 BB: 1 P: 33 | R: 0 E: 0 K: 2 S: 12 | H: 2 LOB: 2 BB: 0 P: 14 | R: 1 E: 0 K: 1 S: 13 | H: 2 LOB: 1 BB: 0 P: 18 | R: 0 E: 0 K: 2 S: 10 | H: 0 LOB: 1 BB: 1 P: 18 | 1B: 7 2B: 1 3B: 0 HR: 1 | SF: 0 SAC: 0 DP: 1 HBP: 0 | WP: 2 PB: 0 SB: 1 CS: 0 | PA: 35 | | | | | | | | | | |
| PITCHER | IP | WLS | BF | H | R | ER | SO | BB | IBB | HBP | BLK | WP | HR | S | P | ERA | WHIP | | | | | | | | | | | |
| 45 Keegan Akin, L ERA: 4.13 | 4.0 | L | 18 | 5 | 3 | 3 | 2 | 3 | 0 | 0 | 0 | 0 | 0 | 1 | 57 | 9 | 6.75 | 2.000 | | | | | | | | | | |
| 68 Tyler Wells, R ERA: 3.99 | 2.0 | | 8 | 2 | 0 | 0 | 3 | 0 | 0 | 0 | 0 | 0 | 0 | 20 | 27 | 0.00 | 1.000 | | | | | | | | | | | |
| 54 Cole Sulser, R ERA: 1.96 | 1.1 | | 6 | 2 | 1 | 1 | 2 | 0 | 0 | 0 | 0 | 1 | 0 | 18 | 26 | 6.75 | 1.500 | | | | | | | | | | | |
| 51 Paul Fry, L ERA: 1.93 | 0.2 | | 3 | 0 | 0 | 0 | 1 | 1 | 0 | 0 | 0 | 0 | 0 | 5 | 10 | 0.00 | 1.500 | | | | | | | | | | | |

| Batter | 1 | 2 | 3 | 4 | 5 | 6 | 7 | 8 | 9 | AB | R | H | RBI | BB | SO | LOB | TOP | | | | | | | | | | | | | | | | |
|--|---|----------------------------------|-------------------------------|----------------------------------|------------------------------|---------------------------------|------------------------------|---------------------------------|-------------------------------|----------------------------------|------------------------------|----------------------------------|-------------------------------|----------------------------------|------------------------------|---------------------------------|--|----------------------------------|----------------------------------|------------------------------------|----------------------------------|--------|--|--|--|--|--|--|--|--|--|--|--|
| 31 Cedric Mullins, L (1.8) OBP: 0.387, SLG: 0.527 | | | | | | | | | | 4 | 0 | 2 | 0 | 0 | 1 | 0 | <p>Baltimore Orioles @ Tampa Bay Rays Tropicana Field, St. Petersburg, FL Sat Jun 12 2021, 4:11 PM - 7:10 PM EDT Att: 9,225 - Dome - 72 F</p> <p>livebaseballscorecards.com</p> <p>AB 31 R 4 H 6 RBI 4 BB 3 SO 11 LOB 8</p> | | | | | | | | | | | | | | | | |
| 16 Trey Mancini, R (1.3) OBP: 0.351, SLG: 0.487 | | | | | | | | | | 3 | 0 | 0 | 0 | 1 | 0 | 2 | | | | | | | | | | | | | | | | | |
| 25 Anthony Santander, S (1.10) OBP: 0.290, SLG: 0.430 | | | | | | | | | | 4 | 0 | 0 | 0 | 0 | 2 | 1 | | | | | | | | | | | | | | | | | |
| 6 Ryan Mountcastle, R (1.7) OBP: 0.274, SLG: 0.423 | | | | | | | | | | 3 | 1 | 0 | 0 | 1 | 1 | 0 | | | | | | | | | | | | | | | | | |
| 21 Austin Hays, R (1.9) OBP: 0.301, SLG: 0.427 | | | | | | | | | | 4 | 0 | 0 | 0 | 0 | 2 | 1 | | | | | | | | | | | | | | | | | |
| 2 Freddy Galvis, S (1.6) OBP: 0.318, SLG: 0.455 | | | | | | | | | | 4 | 1 | 2 | 0 | 0 | 1 | 0 | | | | | | | | | | | | | | | | | |
| 3 Maikel Franco, R (1.5) OBP: 0.249, SLG: 0.364 | | | | | | | | | | 4 | 0 | 0 | 0 | 0 | 2 | 3 | | | | | | | | | | | | | | | | | |
| 11 Pat Valaika, R (1.4) OBP: 0.263, SLG: 0.287 | | | | | | | | | | 2 | 1 | 1 | 0 | 1 | 0 | 0 | | | | | | | | | | | | | | | | | |
| 61 Austin Wynns, R (1.2) OBP: 0.158, SLG: 0.316 | | | | | | | | | | 3 | 1 | 1 | 4 | 0 | 2 | 1 | | | | | | | | | | | | | | | | | |
| Inning Stats | R: 0 E: 0 K: 1 S: 7 | H: 0 LOB: 0 BB: 1 P: 12 | R: 0 E: 0 K: 0 S: 10 | H: 0 LOB: 0 BB: 0 P: 15 | R: 0 E: 0 K: 2 S: 7 | H: 0 LOB: 0 BB: 0 P: 7 | R: 0 E: 0 K: 0 S: 5 | H: 1 LOB: 0 BB: 0 P: 9 | R: 4 E: 0 K: 2 S: 17 | H: 3 LOB: 1 BB: 2 P: 32 | R: 0 E: 0 K: 3 S: 9 | H: 0 LOB: 0 BB: 0 P: 11 | R: 0 E: 0 K: 2 S: 11 | H: 1 LOB: 1 BB: 0 P: 14 | R: 0 E: 0 K: 1 S: 5 | H: 0 LOB: 0 BB: 0 P: 9 | R: 0 E: 0 K: 0 S: 11 | H: 1 LOB: 0 BB: 0 P: 17 | 1B: 5 2B: 0 3B: 0 HR: 1 | SF: 0 SAC: 0 DP: 2 HBP: 0 | WP: 1 PB: 0 SB: 1 CS: 0 | PA: 34 | | | | | | | | | | | |
| PITCHER | IP WLS BF H R ER SO BB IBB HBP BLK WP HR S P ERA WHIP | | | | | | | | | | | | | | | | | | | | | | | | | | | | | | | | |
| 14 Rich Hill, L (1.1) ERA: 3.38 | 4.2 | 19 | 4 | 4 | 4 | 5 | 3 | 0 | 0 | 0 | 0 | 1 | 1 | 42 | 70 | 7.71 | 1.500 | | | | | | | | | | | | | | | | |
| 81 Ryan Thompson, R (5.1) ERA: 1.91 | 0.1 | 1 | 0 | 0 | 0 | 0 | 0 | 0 | 0 | 0 | 0 | 0 | 0 | 4 | 5 | 0.00 | 0.000 | | | | | | | | | | | | | | | | |
| 31 Collin McHugh, R (6.1) ERA: 2.7 | 2.0 | W | 7 | 1 | 0 | 0 | 5 | 0 | 0 | 0 | 0 | 0 | 0 | 20 | 25 | 0.00 | 0.500 | | | | | | | | | | | | | | | | |
| 29 Pete Fairbanks, R (8.1) ERA: 1.13 | 1.0 | H | 3 | 0 | 0 | 0 | 1 | 0 | 0 | 0 | 0 | 0 | 0 | 5 | 9 | 0.00 | 0.000 | | | | | | | | | | | | | | | | |
| 63 Diego Castillo, R (9.1) ERA: 2.92 | 1.0 | S | 4 | 1 | 0 | 0 | 0 | 0 | 0 | 0 | 0 | 0 | 0 | 11 | 17 | 0.00 | 1.000 | | | | | | | | | | | | | | | | |

| Batter | 1 | 2 | 3 | 4 | 5 | 6 | 7 | 8 | 9 | AB | R | H | RBI | BB | SO | LOB | BOTTOM | | | | | | | | | | | | | | | | |
|---|---|----------------------------------|------------------------------|----------------------------------|------------------------------|---------------------------------|-------------------------------|----------------------------------|-------------------------------|----------------------------------|------------------------------|----------------------------------|-------------------------------|----------------------------------|-------------------------------|----------------------------------|---|------------------------------------|----------------------------------|--------|--|--|--|--|--|--|--|--|--|--|--|--|--|
| 8 Brandon Lowe, L (1.4) OBP: 0.311, SLG: 0.386 | | | | | | | | | | 4 | 1 | 2 | 2 | 1 | 2 | 1 | <p>Baltimore Orioles @ Tampa Bay Rays Tropicana Field, St. Petersburg, FL Sat Jun 12 2021, 4:11 PM - 7:10 PM EDT Att: 9,225 - Dome - 72 F</p> <p>livebaseballscorecards.com</p> <p>AB 33 R 5 H 9 RBI 5 BB 4 SO 12 LOB 23</p> | | | | | | | | | | | | | | | | |
| 2 Yandy Diaz, R (1.3) OBP: 0.395, SLG: 0.305 | | | | | | | | | | 3 | 1 | 0 | 0 | 2 | 2 | 3 | | | | | | | | | | | | | | | | | |
| 6 Taylor Walls, S (1.6) OBP: 0.343, SLG: 0.339 | | | | | | | | | | 4 | 0 | 0 | 0 | 0 | 1 | 3 | | | | | | | | | | | | | | | | | |
| 17 Austin Meadows, L (1.10) OBP: 0.336, SLG: 0.498 | | | | | | | | | | 4 | 0 | 1 | 0 | 0 | 1 | 3 | | | | | | | | | | | | | | | | | |
| 18 Joey Wendle, L (1.5) OBP: 0.353, SLG: 0.505 | | | | | | | | | | 4 | 1 | 2 | 1 | 0 | 1 | 2 | | | | | | | | | | | | | | | | | |
| 13 Manuel Margot, R (1.7) OBP: 0.281, SLG: 0.385 | | | | | | | | | | 4 | 0 | 1 | 1 | 0 | 2 | 4 | | | | | | | | | | | | | | | | | |
| 39 Kevin Kiermaier, L (1.8) OBP: 0.290, SLG: 0.313 | | | | | | | | | | 4 | 0 | 3 | 1 | 0 | 1 | 2 | | | | | | | | | | | | | | | | | |
| 10 Mike Zunino, R (1.2) OBP: 0.293, SLG: 0.500 | | | | | | | | | | 4 | 1 | 0 | 0 | 0 | 2 | 4 | | | | | | | | | | | | | | | | | |
| 35 Brett Phillips, L (1.9) OBP: 0.316, SLG: 0.342 | | | | | | | | | | 2 | 1 | 0 | 0 | 1 | 0 | 1 | | | | | | | | | | | | | | | | | |
| Inning Stats | R: 3 E: 0 K: 1 S: 15 | H: 4 LOB: 2 BB: 1 P: 33 | R: 0 E: 0 K: 2 S: 9 | H: 0 LOB: 0 BB: 0 P: 12 | R: 0 E: 0 K: 1 S: 6 | H: 0 LOB: 0 BB: 0 P: 7 | R: 2 E: 0 K: 2 S: 16 | H: 2 LOB: 1 BB: 0 P: 25 | R: 0 E: 0 K: 3 S: 16 | H: 2 LOB: 2 BB: 0 P: 23 | R: 0 E: 0 K: 2 S: 7 | H: 0 LOB: 0 BB: 1 P: 15 | R: 0 E: 1 K: 0 S: 12 | H: 0 LOB: 2 BB: 1 P: 20 | R: 0 E: 0 K: 1 S: 10 | H: 1 LOB: 2 BB: 1 P: 16 | 1B: 7 2B: 2 3B: 0 HR: 0 | SF: 0 SAC: 0 DP: 0 HBP: 1 | WP: 0 PB: 0 SB: 1 CS: 1 | PA: 39 | | | | | | | | | | | | | |
| PITCHER | IP WLS BF H R ER SO BB IBB HBP BLK WP HR S P ERA WHIP | | | | | | | | | | | | | | | | | | | | | | | | | | | | | | | | |
| 48 Jorge López, R (1.1) ERA: 5.64 | 4.2 | L | 24 | 8 | 5 | 8 | 1 | 0 | 0 | 0 | 0 | 0 | 0 | 59 | 95 | 9.64 | 1.929 | | | | | | | | | | | | | | | | |
| 66 Tanner Scott, L (5.1) ERA: 2.96 | 1.0 | | 4 | 0 | 0 | 0 | 3 | 1 | 0 | 0 | 0 | 0 | 0 | 10 | 19 | 0.00 | 1.000 | | | | | | | | | | | | | | | | |
| 56 Hunter Harvey, R (6.1) ERA: 2.08 | 1.1 | | 5 | 0 | 0 | 0 | 0 | 1 | 0 | 0 | 0 | 0 | 0 | 12 | 21 | 0.00 | 0.750 | | | | | | | | | | | | | | | | |
| 70 Travis Lakins Sr., R (8.1) ERA: 5.95 | 0.2 | | 4 | 1 | 0 | 0 | 1 | 1 | 0 | 0 | 0 | 0 | 0 | 9 | 15 | 0.00 | 3.000 | | | | | | | | | | | | | | | | |
| 55 Dillon Tate, R (8.1) ERA: 4.74 | 0.1 | | 1 | 0 | 0 | 0 | 0 | 0 | 0 | 0 | 0 | 0 | 0 | 1 | 1 | 0.00 | 0.000 | | | | | | | | | | | | | | | | |

| Batter | 1 | 2 | 3 | 4 | 5 | 6 | 7 | 8 | 9 | AB | R | H | RBI | BB | SO | LOB | TOP | | | | | | | | | | |
|--|---------------------------------------|----------------------------------|--------------------------------------|----------------------------------|---------------------------------------|----------------------------------|---------------------------------------|----------------------------------|--------------------------------------|----------------------------------|--------------------------------------|----------------------------------|--------------------------------------|----------------------------------|---------------------------------------|----------------------------------|---|----------------------------------|----------------------------------|------------------------------------|----------------------------------|--------|--|--|--|--|--|
| 8 Brandon Lowe, L (1.4) OBP: 0.308, SLG: 0.393 | P6 | | HR | | G3 | | K | | F7 | 5 | 1 | 1 | 1 | 0 | 1 | 1 | Tampa Bay Rays @ Chicago White Sox Guaranteed Rate Field, Chicago, IL Mon Jun 14 2021, 7:11 PM - 9:57 PM CDT Att: 18,024 - Partly Cloudy - 74 F | | | | | | | | | | |
| 56 Randy Arozarena, R (1.7) OBP: 0.344, SLG: 0.430 | 17 HR | | K | | L8 | | | HR | | 4 | 2 | 2 | 1 | 0 | 1 | 0 | | | | | | | | | | | |
| 26 Ji Man Choi, L (1.3) OBP: 0.452, SLG: 0.500 | 2B | | | | | | | G1-4-3 | | 2 | 0 | 0 | 0 | 2 | 1 | 1 | | | | | | | | | | | |
| 17 Austin Meadows, L (1.10) OBP: 0.337, SLG: 0.506 | 2H HR | | | | BB | | | G4-3 | | 4 | 1 | 1 | 2 | 0 | 1 | 2 | | | | | | | | | | | |
| 18 Joey Wendle, L (1.5) OBP: 0.349, SLG: 0.495 | L9 | | | | BB | | | K | | 4 | 0 | 2 | 0 | 0 | 1 | 0 | | | | | | | | | | | |
| 6 Taylor Walls, S (1.6) OBP: 0.373, SLG: 0.381 | | 39 CS | | | G4-3 | | | 35 E | | 3 | 1 | 1 | 0 | 1 | 1 | 2 | | | | | | | | | | | |
| 10 Mike Zunino, R (1.2) OBP: 0.286, SLG: 0.485 | | BB | | | F7 | | | K | | 4 | 0 | 0 | 0 | 0 | 3 | 3 | | | | | | | | | | | |
| 39 Kevin Kiermaier, L (1.8) OBP: 0.289, SLG: 0.312 | | | | | | | | K | | 4 | 0 | 1 | 0 | 0 | 2 | 2 | | | | | | | | | | | |
| 35 Brett Phillips, L (1.9) OBP: 0.326, SLG: 0.336 | | | | | F8 | | | F8 | | 4 | 0 | 1 | 0 | 0 | 1 | 2 | | | | | | | | | | | |
| Inning Stats | R: 2 H: 2 E: 0 K: 1 S: 10 | H: 2 LOB: 0 BB: 0 P: 16 | R: 0 H: 0 E: 0 K: 2 S: 8 | H: 0 LOB: 0 BB: 1 P: 15 | R: 1 H: 1 E: 0 K: 2 S: 17 | H: 1 LOB: 1 BB: 1 P: 26 | R: 0 H: 2 E: 0 K: 2 S: 13 | H: 2 LOB: 2 BB: 0 P: 17 | R: 0 H: 0 E: 0 K: 1 S: 8 | H: 0 LOB: 0 BB: 1 P: 16 | R: 0 H: 1 E: 0 K: 1 S: 8 | H: 1 LOB: 0 BB: 0 P: 13 | R: 0 H: 0 E: 0 K: 1 S: 8 | H: 0 LOB: 0 BB: 0 P: 11 | R: 1 H: 1 E: 0 K: 1 S: 10 | H: 1 LOB: 0 BB: 0 P: 16 | R: 1 H: 2 E: 1 K: 2 S: 12 | H: 2 LOB: 1 BB: 0 P: 20 | 1B: 4 2B: 2 3B: 0 HR: 3 | SF: 0 SAC: 0 DP: 1 HBP: 0 | WP: 0 PB: 0 SB: 0 CS: 1 | PA: 37 | | | | | |
| PITCHER | IP | WLS | BF | H | R | ER | SO | BB | IBB | HBP | BLK | WP | HR | S | P | ERA | WHIP | | | | | | | | | | |
| 33 Lance Lynn, R (1.1) ERA: 1.51 | 6.0 | L | 25 | 6 | 3 | 3 | 8 | 3 | 0 | 0 | 0 | 0 | 2 | 64 | 103 | 4.50 | 1.500 | | | | | | | | | | |
| 45 Garrett Crochet, L (7.1) ERA: 0.81 | 2.0 | | 7 | 1 | 1 | 1 | 2 | 0 | 0 | 0 | 0 | 0 | 1 | 18 | 27 | 4.50 | 0.500 | | | | | | | | | | |
| 66 José Ruiz, R (9.1) ERA: 2.77 | 1.0 | | 5 | 2 | 1 | 0 | 2 | 0 | 0 | 0 | 0 | 0 | 0 | 12 | 20 | 0.00 | 2.000 | | | | | | | | | | |
| Batter | 1 | 2 | 3 | 4 | 5 | 6 | 7 | 8 | 9 | AB | R | H | RBI | BB | SO | LOB | BOTTOM | | | | | | | | | | |
| 7 Tim Anderson, R (1.6) OBP: 0.343, SLG: 0.437 | G6-3 | | 18 1B | | F9 | | | 18 1B | | 4 | 1 | 2 | 0 | 0 | 0 | 1 | Tampa Bay Rays @ Chicago White Sox Guaranteed Rate Field, Chicago, IL Mon Jun 14 2021, 7:11 PM - 9:57 PM CDT Att: 18,024 - Partly Cloudy - 74 F | | | | | | | | | | |
| 18 Brian Goodwin, L (1.8) OBP: 0.500, SLG: 0.778 | K | | 73 E | | | | | K | | 3 | 0 | 1 | 1 | 1 | 2 | 1 | | | | | | | | | | | |
| 73 Yermín Mercedes, R (1.10) OBP: 0.342, SLG: 0.430 | K | | E5 | | | | | K | | 4 | 0 | 0 | 0 | 0 | 3 | 3 | | | | | | | | | | | |
| 79 José Abreu, R (1.3) OBP: 0.333, SLG: 0.467 | | G4-3 | | | F8 | | | G3 | | 4 | 0 | 0 | 0 | 0 | 1 | 2 | | | | | | | | | | | |
| 24 Yasmani Grandal, S (1.2) OBP: 0.395, SLG: 0.400 | | | | | | | | L3 | | 3 | 0 | 0 | 0 | 1 | 1 | 0 | | | | | | | | | | | |
| 12 Adam Eaton, L (1.9) OBP: 0.296, SLG: 0.345 | | | | | K2-3 | | | G4-3 | | 4 | 0 | 0 | 0 | 0 | 1 | 1 | | | | | | | | | | | |
| 25 Andrew Vaughn, R (1.7) OBP: 0.298, SLG: 0.382 | | | | | G5-3 | | | K | | 3 | 0 | 0 | 0 | 0 | 2 | 0 | | | | | | | | | | | |
| 28 Leury García, S (1.5) OBP: 0.307, SLG: 0.314 | | | | | | | | F9 | | 3 | 1 | 1 | 0 | 0 | 0 | 0 | | | | | | | | | | | |
| 20 Danny Mendick, R (1.4) OBP: 0.341, SLG: 0.343 | | | | | | | | K | | 3 | 0 | 1 | 0 | 0 | 1 | 1 | | | | | | | | | | | |
| Inning Stats | R: 0 H: 0 E: 0 K: 2 S: 10 | H: 0 LOB: 0 BB: 0 P: 13 | R: 0 H: 0 E: 0 K: 0 S: 6 | H: 0 LOB: 0 BB: 1 P: 11 | R: 2 H: 3 E: 1 K: 2 S: 15 | H: 3 LOB: 2 BB: 0 P: 17 | R: 0 H: 0 E: 0 K: 2 S: 9 | H: 0 LOB: 0 BB: 0 P: 12 | R: 0 H: 1 E: 0 K: 1 S: 9 | H: 1 LOB: 2 BB: 1 P: 16 | R: 0 H: 0 E: 0 K: 0 S: 6 | H: 0 LOB: 0 BB: 0 P: 6 | R: 0 H: 0 E: 0 K: 2 S: 9 | H: 0 LOB: 0 BB: 0 P: 12 | R: 0 H: 1 E: 0 K: 2 S: 9 | H: 1 LOB: 0 BB: 0 P: 14 | R: 0 H: 0 E: 0 K: 0 S: 7 | H: 0 LOB: 0 BB: 0 P: 11 | 1B: 2 2B: 3 3B: 0 HR: 0 | SF: 0 SAC: 0 DP: 1 HBP: 0 | WP: 1 PB: 0 SB: 0 CS: 0 | PA: 33 | | | | | |
| PITCHER | IP | WLS | BF | H | R | ER | SO | BB | IBB | HBP | BLK | WP | HR | S | P | ERA | WHIP | | | | | | | | | | |
| 20 Tyler Glasnow, R (1.1) ERA: 2.66 | 4.0 | | 16 | 3 | 2 | 2 | 6 | 1 | 0 | 0 | 0 | 0 | 0 | 40 | 53 | 4.50 | 1.000 | | | | | | | | | | |
| 81 Ryan Thompson, R (5.1) ERA: 1.64 | 1.0 | | 5 | 1 | 0 | 0 | 1 | 1 | 0 | 0 | 0 | 0 | 0 | 9 | 16 | 0.00 | 2.000 | | | | | | | | | | |
| 34 J.P. Feyerherzen, R (6.1) ERA: 2.32 | 2.0 | W | 6 | 0 | 0 | 0 | 2 | 0 | 0 | 0 | 0 | 0 | 0 | 15 | 18 | 0.00 | 0.000 | | | | | | | | | | |
| 63 Diego Castillo, R (8.1) ERA: 2.81 | 1.0 | H | 3 | 1 | 0 | 0 | 2 | 0 | 0 | 0 | 0 | 0 | 0 | 9 | 14 | 0.00 | 1.000 | | | | | | | | | | |
| 29 Pete Fairbanks, R (9.1) ERA: 1.06 | 1.0 | S | 3 | 0 | 0 | 0 | 0 | 0 | 0 | 0 | 0 | 0 | 0 | 7 | 11 | 0.00 | 0.000 | | | | | | | | | | |

| Batter | 1 | 2 | 3 | 4 | 5 | 6 | 7 | 8 | 9 | 10 | AB | R | H | RBI | BB | SO | LOB | TOP | | | | | | |
|---|---|--|--|--|---|---|---|---|---|---|-------------------------------|----------------------------------|-------------------------------|----------------------------------|-------------------------------|---|--|--|--|---|----------------------------------|------------------------------------|----------------------------------|--------|
| 8 Brandon Lowe, L OBP: 0.305, SLG: 0.391 |  | | |  |  | |  | |  | | 5 | 0 | 1 | 0 | 0 | 2 | 2 | | | | | | | |
| 56 Randy Arozarena, R OBP: 0.340, SLG: 0.426 |  | | |  |  | |  | |  | | 5 | 0 | 1 | 0 | 0 | 3 | 3 | | | | | | | |
| 26 Ji Man Choi, L OBP: 0.439, SLG: 0.481 |  | | |  | |  | |  |  |  | 3 | 0 | 0 | 0 | 0 | 1 | 1 | | | | | | | |
| 43 Mike Brosseau, R OBP: 0.257, SLG: 0.331 |  | | |  | |  | |  |  |  | 5 | 0 | 1 | 0 | 0 | 3 | 1 | | | | | | | |
| 17 Austin Meadows, L OBP: 0.333, SLG: 0.500 |  | | |  | |  | |  |  |  | 5 | 0 | 1 | 0 | 0 | 3 | 1 | | | | | | | |
| 2 Yandy Diaz, R OBP: 0.326, SLG: 0.336 |  | | |  | |  | |  |  |  | 3 | 2 | 1 | 2 | 1 | 0 | 1 | | | | | | | |
| 35 Brett Phillips, L OBP: 0.326, SLG: 0.336 |  | | |  | |  | |  |  |  | 0 | 1 | 0 | 0 | 0 | 0 | 0 | | | | | | | |
| 6 Taylor Walls, S OBP: 0.357, SLG: 0.364 |  | | |  | |  | |  |  |  | 3 | 1 | 1 | 0 | 0 | 1 | 0 | | | | | | | |
| 18 Joey Wendle, L OBP: 0.342, SLG: 0.488 |  | | |  | |  | |  |  |  | 3 | 1 | 1 | 0 | 0 | 1 | 0 | | | | | | | |
| 28 Francisco Mejia, S OBP: 0.306, SLG: 0.375 |  | | |  | |  | |  |  |  | 2 | 0 | 0 | 0 | 0 | 1 | 1 | | | | | | | |
| 13 Manuel Margot, R OBP: 0.282, SLG: 0.382 |  | | |  | |  | |  |  |  | 4 | 0 | 1 | 1 | 0 | 0 | 2 | | | | | | | |
| 39 Kevin Kiermaier, L OBP: 0.288, SLG: 0.317 |  | | |  | |  | |  |  |  | 4 | 1 | 2 | 2 | 0 | 0 | 2 | | | | | | | |
| 10 Mike Zunino, R OBP: 0.291, SLG: 0.504 |  | | |  | |  | |  |  |  | 3 | 1 | 1 | 2 | 1 | 0 | 0 | | | | | | | |
| Inning Stats | R: 0 E: 0 K: 2 S: 11 | H: 0 LOB: 0 BB: 0 P: 17 | R: 0 E: 0 K: 0 S: 4 | H: 0 LOB: 0 BB: 0 P: 8 | R: 0 E: 0 K: 0 S: 8 | H: 0 LOB: 0 BB: 0 P: 12 | R: 0 E: 0 K: 2 S: 13 | H: 1 LOB: 1 BB: 0 P: 20 | R: 2 E: 0 K: 1 S: 16 | H: 2 LOB: 2 BB: 2 P: 31 | R: 1 E: 0 K: 2 S: 10 | H: 1 LOB: 0 BB: 0 P: 14 | R: 2 E: 0 K: 1 S: 15 | H: 2 LOB: 0 BB: 0 P: 17 | R: 2 E: 1 K: 1 S: 20 | H: 2 LOB: 2 BB: 0 P: 27 | R: 0 E: 0 K: 2 S: 14 | H: 1 LOB: 1 BB: 0 P: 22 | R: 0 E: 0 K: 1 S: 8 | H: 0 LOB: 1 BB: 0 P: 10 | 1B: 2 2B: 5 3B: 0 HR: 2 | SF: 0 SAC: 0 DP: 0 HBP: 0 | WP: 1 PB: 0 SB: 0 CS: 0 | PA: 42 |
| PITCHER | IP WLS BF H R ER SO BB IBB HBP BLK WP HR S P ERA WHIP | 6.0 1.0 5 2 2 3 7 2 0 0 0 0 1 15 17 4.50 2.000 | 7.1 0.2 4 1 2 0 1 0 0 0 0 0 0 12 16 0.00 1.500 | 8.1 1.1 6 2 0 0 2 0 0 0 0 0 0 22 33 0.00 1.500 | 10.1 1.0 W 3 0 0 0 1 0 0 0 0 1 0 8 10 0.00 0.000 | PITCHER | | | | | | | | | | IP WLS BF H R ER SO BB IBB HBP BLK WP HR S P ERA WHIP | 6.0 1.0 5 2 2 3 7 2 0 0 0 0 1 15 17 4.50 2.000 | 7.1 0.2 4 1 2 0 1 0 0 0 0 0 0 12 16 0.00 1.500 | 8.1 1.1 6 2 0 0 2 0 0 0 0 0 0 22 33 0.00 1.500 | 10.1 1.0 W 3 0 0 0 1 0 0 0 0 1 0 8 10 0.00 0.000 | 4.50 2.000 | | | |

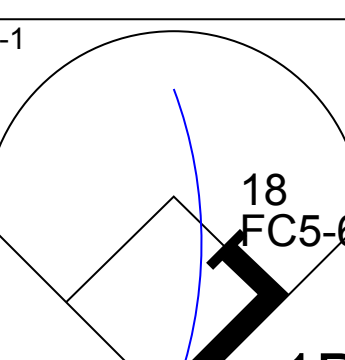
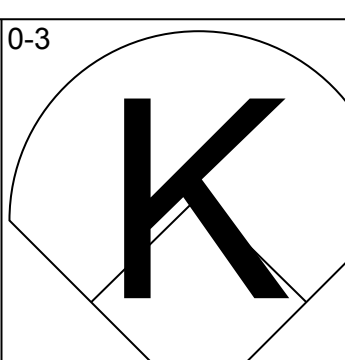
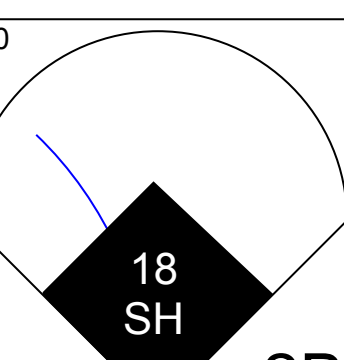
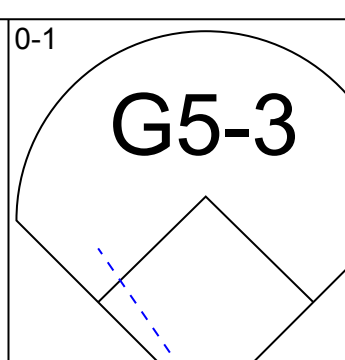

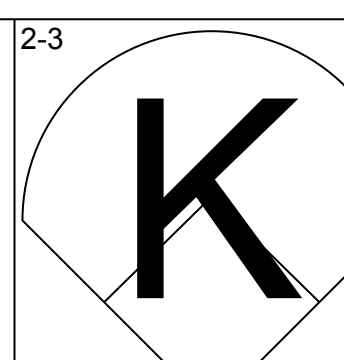
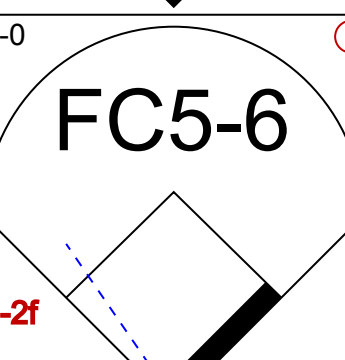
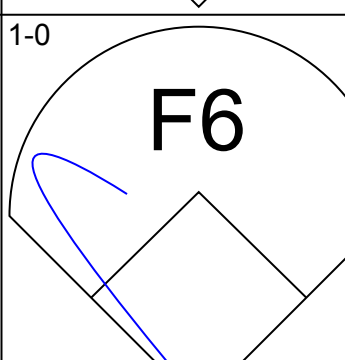
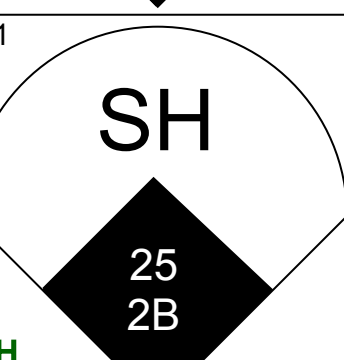


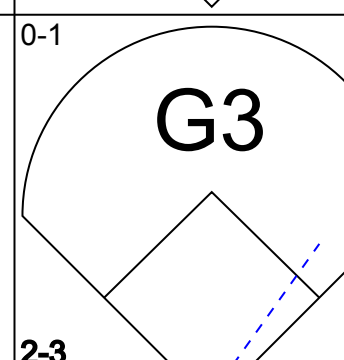
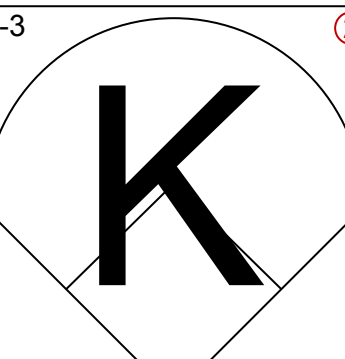

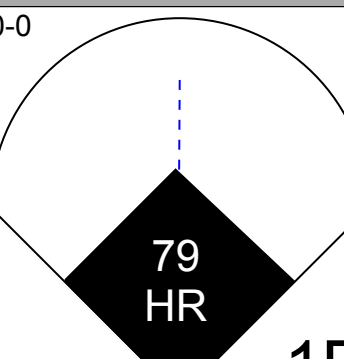
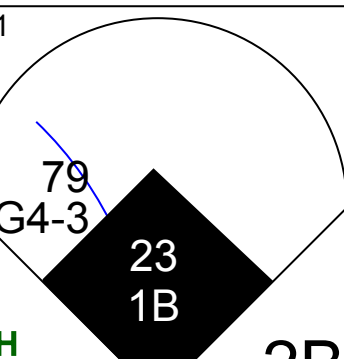


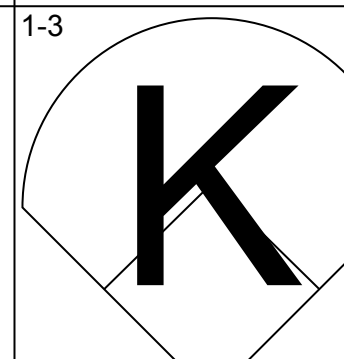
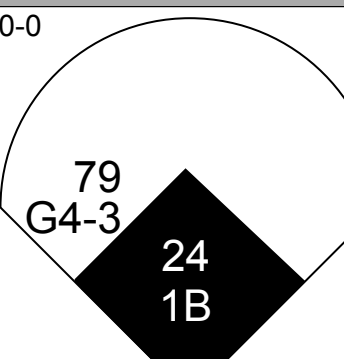
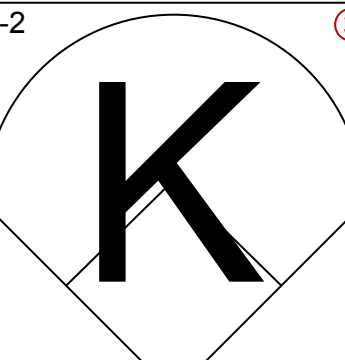

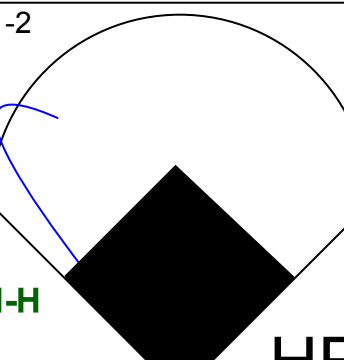
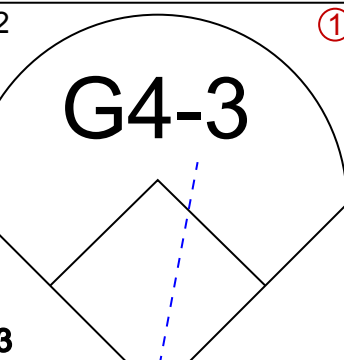



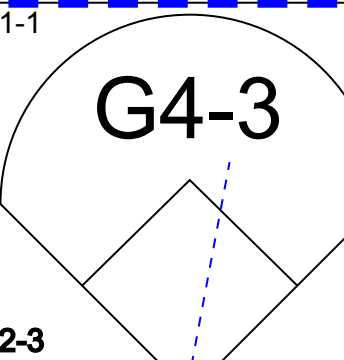
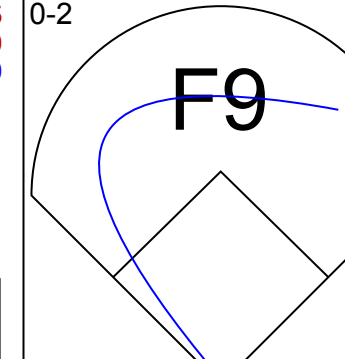

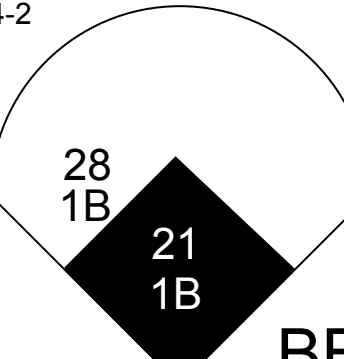
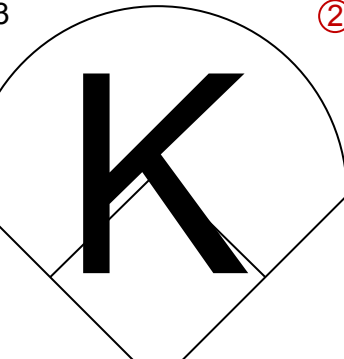



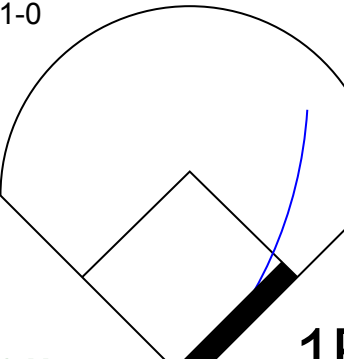
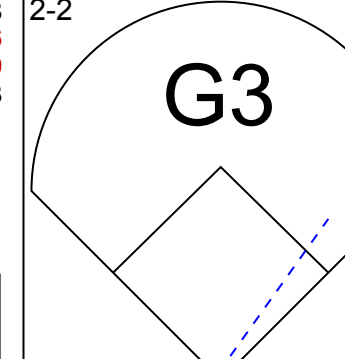

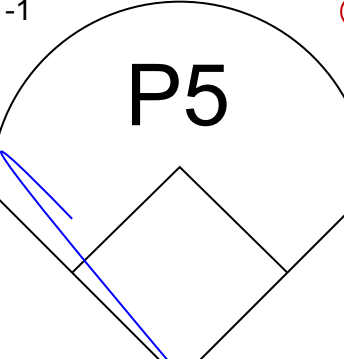
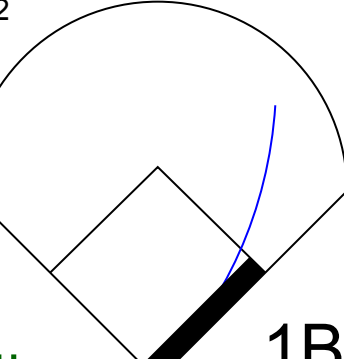

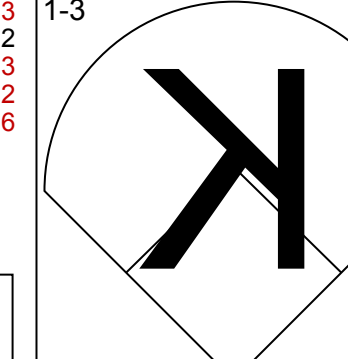


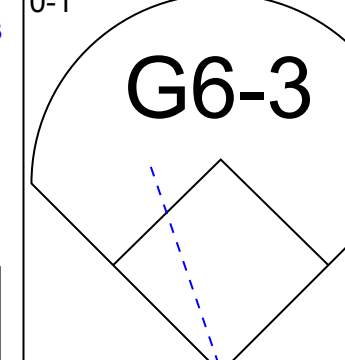

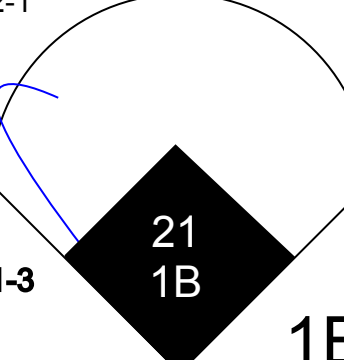
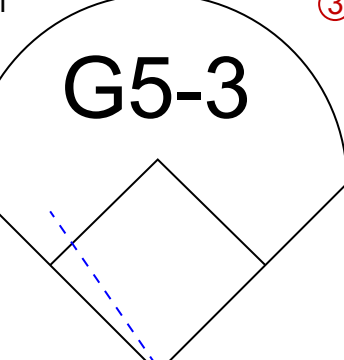

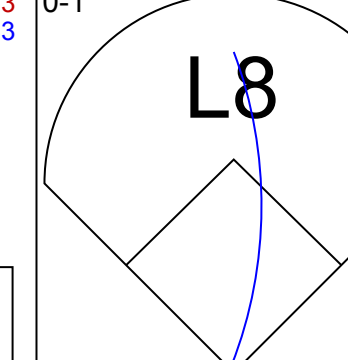


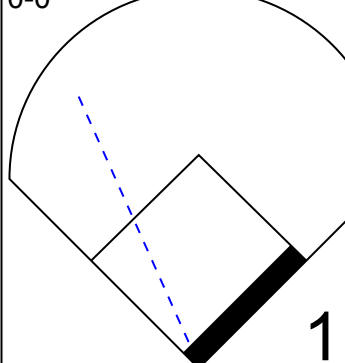
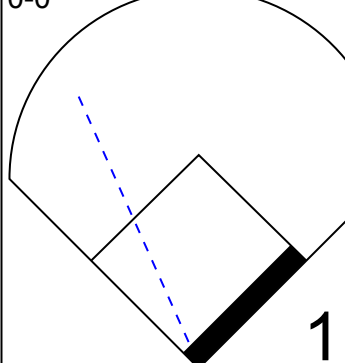
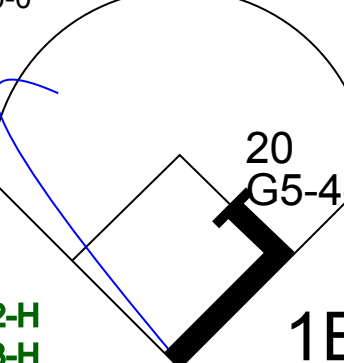

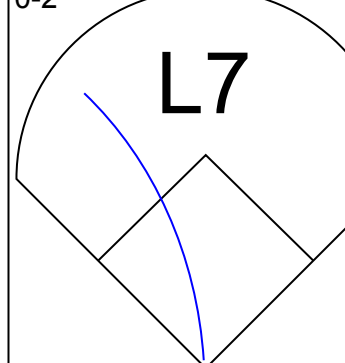
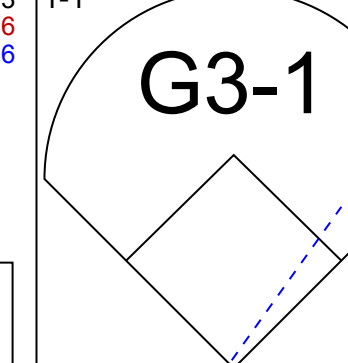


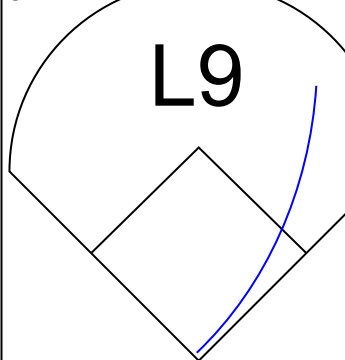
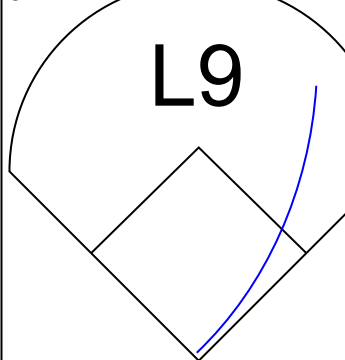
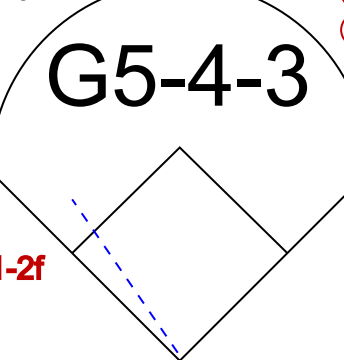

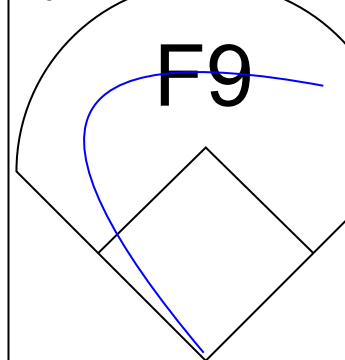

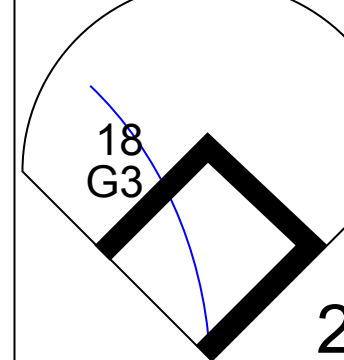

Tampa Bay Rays @ Chicago White Sox
Guaranteed Rate Field, Chicago, IL
Wed Jun 16 2021, 1:14 PM - 4:35 PM CDT
Att. 20,098 - Sunny - 69 F

livebaseballscorecards.com

AB 40
R 7
H 9
RBI 7
BB 2
SO 12
LOB 14

WP: 1 PA: 42
PB: 0
SB: 0
CS: 0



| Batter | 1 | 2 | 3 | 4 | 5 | 6 | 7 | 8 | 9 | 10 | AB | R | H | RBI | BB | SO | LOB | BOTTOM | | | | |
|---|---|--|---|--|--|---|---|---|---|---|-------------------------------|----------------------------------|------------------------------|----------------------------------|-------------------------------|---|--|---|--|--|----------------------------------|--------|
| 7 Tim Anderson, R OBP: 0.351, SLG: 0.446 |  | |  | |  |  | |  |  | | 5 | 1 | 2 | 0 | 0 | 2 | 2 | | | | | |
| 18 Brian Goodwin, L OBP: 0.368, SLG: 0.500 |  | |  | |  |  | |  |  | | 4 | 1 | 0 | 0 | 0 | 1 | 3 | | | | | |
| 25 Andrew Vaughn, R OBP: 0.310, SLG: 0.393 |  | |  | |  |  |  |  |  |  | 5 | 3 | 3 | 1 | 0 | 2 | 2 | | | | | |
| 79 José Abreu, R OBP: 0.326, SLG: 0.466 |  | |  | |  |  |  |  |  |  | 5 | 1 | 2 | 0 | 2 | 3 | | | | | | |
| 24 Yasmani Grandal, S OBP: 0.357, SLG: 0.354 |  | |  | |  |  |  |  |  |  | 4 | 1 | 1 | 1 | 1 | 2 | 2 | | | | | |
| 23 Jake Lamb, L OBP: 0.349, SLG: 0.429 |  | |  | |  |  |  |  |  |  | 4 | 0 | 1 | 1 | 0 | 1 | 1 | | | | | |
| 28 Leury García, S OBP: 0.312, SLG: 0.319 |  | |  | |  |  |  |  |  |  | 4 | 1 | 1 | 0 | 0 | 0 | 1 | | | | | |
| 21 Zack Collins, L OBP: 0.320, SLG: 0.367 |  | |  | |  |  |  |  |  |  | 4 | 0 | 2 | 2 | 0 | 0 | 0 | | | | | |
| 20 Danny Mendick, R OBP: 0.337, SLG: 0.351 |  | |  | |  |  |  |  |  |  | 4 | 0 | 1 | 0 | 0 | 0 | 2 | | | | | |
| Inning Stats | R: 0 E: 0 K: 2 S: 10 | H: 1 LOB: 1 BB: 0 P: 14 | R: 0 E: 0 K: 0 S: 8 | H: 0 LOB: 0 BB: 0 P: 10 | R: 0 E: 0 K: 1 S: 8 | H: 1 LOB: 1 BB: 0 P: 12 | R: 4 E: 0 K: 0 S: 13 | H: 4 LOB: 0 BB: 1 P: 21 | R: 3 E: 1 K: 1 S: 16 | H: 3 LOB: 1 BB: 0 P: 24 | R: 0 E: 0 K: 3 S: 12 | H: 1 LOB: 1 BB: 0 P: 15 | R: 0 E: 0 K: 1 S: 8 | H: 0 LOB: 0 BB: 0 P: 10 | R: 0 E: 0 K: 2 S: 10 | H: 1 LOB: 1 BB: 0 P: 14 | R: 1 E: 0 K: 0 S: 3 | H: 1 LOB: 1 BB: 0 P: 5 | 1B: 8 2B: 3 3B: 0 HR: 1 | SF: 0 SAC: 1 DP: 1 HBP: 0 | WP: 0 PB: 0 SB: 0 CS: 0 | PA: 41 |
| PITCHER | IP WLS BF H R ER SO BB IBB HBP BLK WP HR S P ERA WHIP | 6.1 0.2 3 0 0 0 2 1 0 0 0 0 0 6 8 7.11 1.737 | 7.1 0.2 3 0 0 0 1 0 0 0 0 0 0 8 10 0.00 0.000 | 8.1 1.0 4 1 0 0 2 0 0 0 0 0 0 10 14 0.00 1.000 | 9.1 0.1 L 2 1 1 0 0 0 0 0 0 0 3 5 0.00 3.000 | PITCHER | | | | | | | | | | IP WLS BF H R ER SO BB IBB HBP BLK WP HR S P ERA WHIP | 6.1 0.2 3 0 0 0 2 1 0 0 0 0 0 6 8 7.11 1.737 | 7.1 0.2 3 0 0 0 1 0 0 0 0 0 0 8 10 0.00 0.000 | 8.1 1.0 4 1 0 0 2 0 0 0 0 0 0 10 14 0.00 1.000 | 9.1 0.1 L 2 1 1 0 0 0 0 0 0 0 3 5 0.00 3.000 | 7.11 1.737 | |

Tampa Bay Rays @ Chicago White Sox
Guaranteed Rate Field, Chicago, IL
Wed Jun 16 2021, 1:14 PM - 4:35 PM CDT
Att. 20,098 - Sunny - 69 F

livebaseballscorecards.com

AB 39
R 8
H 12
RBI 7
BB 1
SO 10
LOB 16

WP: 0 PA: 41
PB: 0
SB: 0
CS: 0



| Batter | 1 | 2 | 3 | 4 | 5 | 6 | 7 | 8 | 9 | AB | R | H | RBI | BB | SO | LOB | TOP | | | | | | | | | | |
|---|---------------------------------------|--------------------------|---------------------------------------|--------------------------|--------------------------------------|-------------------------|--------------------------------------|--------------------------|---------------------------------------|--------------------------|---------------------------------------|--------------------------|--------------------------------------|--------------------------|--------------------------------------|--------------------------|--------------------------------------|--------------------------|----------------------------------|------------------------------------|----------------------------------|--------|--|--|--|--|--|
| 13 Manuel Margot, R OBP: 0.286, SLG: 0.384 | | | | | | | | | | 4 | 1 | 2 | 0 | 0 | 0 | 2 | | | | | | | | | | | |
| 56 Randy Arozarena, R OBP: 0.341, SLG: 0.436 | | | | | | | | | | 4 | 0 | 0 | 0 | 0 | 1 | 2 | | | | | | | | | | | |
| 17 Austin Meadows, L OBP: 0.331, SLG: 0.496 | | | | | | | | | | 4 | 0 | 1 | 0 | 0 | 1 | 0 | | | | | | | | | | | |
| 2 Yandy Diaz, R OBP: 0.389, SLG: 0.315 | | | | | | | | | | 4 | 0 | 0 | 1 | 0 | 1 | 1 | | | | | | | | | | | |
| 43 Mike Brosseau, R OBP: 0.264, SLG: 0.326 | | | | | | | | | | 2 | 0 | 0 | 0 | 2 | 0 | 0 | | | | | | | | | | | |
| 8 Brandon Lowe, L OBP: 0.298, SLG: 0.381 | | | | | | | | | | 4 | 0 | 0 | 0 | 0 | 2 | 3 | | | | | | | | | | | |
| 28 Francisco Mejia, S OBP: 0.299, SLG: 0.365 | | | | | | | | | | 3 | 0 | 0 | 0 | 0 | 0 | 0 | | | | | | | | | | | |
| 26 Ji Man Choi, L OBP: 0.437, SLG: 0.474 | | | | | | | | | | 1 | 0 | 1 | 0 | 0 | 0 | 0 | | | | | | | | | | | |
| 6 Taylor Walls, S OBP: 0.356, SLG: 0.356 | | | | | | | | | | 3 | 0 | 1 | 0 | 1 | 2 | 1 | | | | | | | | | | | |
| 35 Brett Phillips, L OBP: 0.325, SLG: 0.328 | | | | | | | | | | 3 | 0 | 0 | 0 | 0 | 1 | 2 | | | | | | | | | | | |
| Inning Stats | R: 1 H: 2 E: 0 K: 2 S: 14 | LOB: 2 BB: 1 P: 21 | R: 0 H: 0 E: 0 K: 1 S: 10 | LOB: 1 BB: 1 P: 20 | R: 0 H: 0 E: 0 K: 0 S: 5 | LOB: 0 BB: 0 P: 8 | R: 0 H: 0 E: 0 K: 1 S: 8 | LOB: 0 BB: 0 P: 10 | R: 0 H: 1 E: 0 K: 1 S: 10 | LOB: 1 BB: 0 P: 13 | R: 0 H: 0 E: 0 K: 1 S: 10 | LOB: 0 BB: 0 P: 16 | R: 0 H: 1 E: 0 K: 0 S: 9 | LOB: 1 BB: 0 P: 15 | R: 0 H: 0 E: 0 K: 1 S: 8 | LOB: 0 BB: 0 P: 10 | R: 0 H: 1 E: 0 K: 1 S: 8 | LOB: 1 BB: 0 P: 13 | 1B: 4 2B: 1 3B: 0 HR: 0 | SF: 0 SAC: 0 DP: 0 HBP: 0 | WP: 0 PB: 0 SB: 0 CS: 0 | PA: 35 | | | | | |
| PITCHER | IP | WLS | BF | H | R | ER | SO | BB | IBB | HBP | BLK | WP | HR | S | P | ERA | WHIP | | | | | | | | | | |
| 18 Yusel Kikuchi, L ERA: 3.48 | 7.0 | W | 28 | 4 | 1 | 1 | 6 | 3 | 0 | 0 | 0 | 0 | 0 | 66 | 103 | 1.29 | 1.000 | | | | | | | | | | |
| 49 Kendall Graveman, R ERA: 0.92 | 1.0 | | 3 | 0 | 0 | 0 | 1 | 0 | 0 | 0 | 0 | 0 | 0 | 8 | 10 | 0.00 | 0.000 | | | | | | | | | | |
| 16 Drew Steckenrider, R ERA: 2.49 | 1.0 | | 4 | 1 | 0 | 0 | 1 | 0 | 0 | 0 | 0 | 0 | 0 | 8 | 13 | 0.00 | 1.000 | | | | | | | | | | |

Tampa Bay Rays @ Seattle Mariners
T-Mobile Park, Seattle, WA
Fri Jun 18 2021, 7:11 PM - 9:59 PM PDT
Att: 12,654 - Partly Cloudy - 67 F

AB 32
R 1
H 5
RBI 1
BB 3
SO 8
LOB 11



| Batter | 1 | 2 | 3 | 4 | 5 | 6 | 7 | 8 | 9 | AB | R | H | RBI | BB | SO | LOB | BOTTOM | | | | | | | | | | |
|---|---------------------------------------|--------------------------|--------------------------------------|-------------------------|---------------------------------------|--------------------------|---------------------------------------|--------------------------|---------------------------------------|--------------------------|--------------------------------------|--------------------------|--------------------------------------|--------------------------|--------------------------------------|--------------------------|-----------------------------------|------------------------------------|----------------------------------|--------|--|--|--|--|--|--|--|
| 3 J.P. Crawford, L OBP: 0.345, SLG: 0.398 | | | | | | | | | | 4 | 1 | 2 | 0 | 0 | 1 | 3 | | | | | | | | | | | |
| 17 Mitch Haniger, R OBP: 0.308, SLG: 0.506 | | | | | | | | | | 4 | 0 | 1 | 0 | 0 | 0 | 1 | | | | | | | | | | | |
| 15 Kyle Seager, L OBP: 0.279, SLG: 0.424 | | | | | | | | | | 4 | 1 | 2 | 1 | 0 | 1 | 2 | | | | | | | | | | | |
| 23 Ty France, R OBP: 0.357, SLG: 0.415 | | | | | | | | | | 4 | 2 | 3 | 0 | 0 | 1 | 0 | | | | | | | | | | | |
| 5 Jake Bauers, L OBP: 0.302, SLG: 0.326 | | | | | | | | | | 4 | 1 | 2 | 1 | 0 | 1 | 1 | | | | | | | | | | | |
| 25 Dylan Moore, R OBP: 0.280, SLG: 0.373 | | | | | | | | | | 3 | 0 | 0 | 0 | 0 | 0 | 4 | | | | | | | | | | | |
| 4 Shed Long Jr., L ERA: 5.19 | | | | | | | | | | 3 | 0 | 1 | 1 | 1 | 1 | 1 | | | | | | | | | | | |
| 28 Jake Fraley, L OBP: 0.458, SLG: 0.483 | | | | | | | | | | 0 | 0 | 0 | 0 | 0 | 0 | 0 | | | | | | | | | | | |
| 22 Luis Torrens, R OBP: 0.248, SLG: 0.388 | | | | | | | | | | 4 | 0 | 2 | 2 | 0 | 0 | 0 | | | | | | | | | | | |
| 20 Taylor Trammell, L OBP: 0.245, SLG: 0.311 | | | | | | | | | | 4 | 0 | 0 | 0 | 0 | 1 | 5 | | | | | | | | | | | |
| Inning Stats | R: 4 H: 6 E: 1 K: 0 S: 20 | LOB: 2 BB: 0 P: 27 | R: 0 H: 1 E: 0 K: 1 S: 7 | LOB: 1 BB: 0 P: 8 | R: 1 H: 3 E: 0 K: 0 S: 19 | LOB: 3 BB: 1 P: 28 | R: 0 H: 1 E: 0 K: 2 S: 13 | LOB: 1 BB: 0 P: 18 | R: 0 H: 2 E: 0 K: 0 S: 10 | LOB: 1 BB: 0 P: 11 | R: 0 H: 0 E: 0 K: 1 S: 8 | LOB: 0 BB: 0 P: 10 | R: 0 H: 0 E: 0 K: 2 S: 9 | LOB: 0 BB: 0 P: 13 | R: 0 H: 0 E: 0 K: 2 S: 9 | LOB: 0 BB: 0 P: 13 | 1B: 11 2B: 2 3B: 0 HR: 0 | SF: 0 SAC: 0 DP: 2 HBP: 1 | WP: 0 PB: 1 SB: 0 CS: 0 | PA: 36 | | | | | | | |
| PITCHER | IP | WLS | BF | H | R | ER | SO | BB | IBB | HBP | BLK | WP | HR | S | P | ERA | WHIP | | | | | | | | | | |
| 52 Michael Wacha, R ERA: 5.19 | 3.2 | L | 22 | 11 | 5 | 5 | 2 | 1 | 0 | 0 | 0 | 0 | 0 | 55 | 77 | 12.27 | 3.273 | | | | | | | | | | |
| 36 Andrew Kittredge, R ERA: 1.34 | 1.1 | | 4 | 0 | 0 | 0 | 1 | 0 | 0 | 1 | 0 | 0 | 0 | 9 | 13 | 0.00 | 0.000 | | | | | | | | | | |
| 31 Collin McHugh, R ERA: 2.39 | 3.0 | | 10 | 2 | 0 | 0 | 3 | 0 | 0 | 0 | 0 | 0 | 0 | 27 | 34 | 0.00 | 0.667 | | | | | | | | | | |

Tampa Bay Rays @ Seattle Mariners
T-Mobile Park, Seattle, WA
Fri Jun 18 2021, 7:11 PM - 9:59 PM PDT
Att: 12,654 - Partly Cloudy - 67 F

AB 34
R 5
H 13
RBI 5
BB 1
SO 6
LOB 17



| Batter | 1 | 2 | 3 | 4 | 5 | 6 | 7 | 8 | 9 | 10 | AB | R | H | RBI | BB | SO | LOB | TOP | | | | |
|--|---|--|------------------------------|---------------------------------|------------------------------|----------------------------------|------------------------------|----------------------------------|------------------------------|----------------------------------|-------------------------------|----------------------------------|-------------------------------|----------------------------------|------------------------------|----------------------------------|-------------------------------|----------------------------------|----------------------------------|--|---|--------|
| 13 Manuel Margot, R OBP: 0.289, SLG: 0.398 | | | | | | | | | | | 4 | 0 | 1 | 1 | 1 | 1 | 0 | | | | | |
| 26 Ji Man Choi, L OBP: 0.400, SLG: 0.424 | | | | | | | | | | | 4 | 0 | 1 | 0 | 0 | 1 | 2 | | | | | |
| 56 Randy Arozarena, R (1, 7) OBP: 0.338, SLG: 0.425 | | | | | | | | | | | 2 | 0 | 0 | 0 | 2 | 1 | 1 | | | | | |
| 17 Austin Meadows, L (1, 10) OBP: 0.325, SLG: 0.484 | | | | | | | | | | | 4 | 0 | 0 | 0 | 0 | 2 | 4 | | | | | |
| 2 Yandy Diaz, R (1, 5) OBP: 0.377, SLG: 0.304 | | | | | | | | | | | 4 | 0 | 0 | 0 | 0 | 1 | 0 | | | | | |
| 8 Brandon Lowe, L (1, 4) OBP: 0.304, SLG: 0.399 | | | | | | | | | | | 3 | 1 | 1 | 0 | 1 | 1 | 0 | | | | | |
| 10 Mike Zunino, R (1, 2) OBP: 0.282, SLG: 0.507 | | | | | | | | | | | 4 | 0 | 1 | 1 | 0 | 3 | 1 | | | | | |
| 39 Kevin Kiermaier, L (10, PR) OBP: 0.280, SLG: 0.307 | | | | | | | | | | | 0 | 0 | 0 | 0 | 0 | 0 | 0 | | | | | |
| 28 Francisco Mejia, S (10, 2) OBP: 0.299, SLG: 0.365 | | | | | | | | | | | 0 | 0 | 0 | 0 | 0 | 0 | 0 | | | | | |
| 18 Joey Wendle, L (1, 6) OBP: 0.350, SLG: 0.491 | | | | | | | | | | | 4 | 1 | 1 | 0 | 0 | 1 | 1 | | | | | |
| 35 Brett Phillips, L (1, 8) OBP: 0.314, SLG: 0.316 | | | | | | | | | | | 4 | 0 | 0 | 0 | 0 | 1 | 2 | | | | | |
| Inning Stats | R: 0 E: 0 K: 1 S: 8 | H: 1 LOB: 0 BB: 0 P: 13 | R: 0 E: 0 K: 1 S: 5 | H: 0 LOB: 0 BB: 0 P: 7 | R: 0 E: 0 K: 2 S: 8 | H: 0 LOB: 0 BB: 0 P: 12 | R: 0 E: 0 K: 1 S: 7 | H: 0 LOB: 0 BB: 0 P: 12 | R: 1 E: 1 K: 1 S: 9 | H: 2 LOB: 1 BB: 1 P: 15 | R: 1 E: 0 K: 1 S: 14 | H: 2 LOB: 1 BB: 0 P: 21 | R: 0 E: 0 K: 2 S: 12 | H: 0 LOB: 0 BB: 0 P: 15 | R: 0 E: 0 K: 3 S: 9 | H: 0 LOB: 1 BB: 0 P: 18 | R: 0 E: 0 K: 0 S: 10 | H: 0 LOB: 0 BB: 0 P: 13 | 1B: 2 2B: 3 3B: 0 HR: 0 | SF: 0 SAC: 0 DP: 2 HBP: 0 | WP: 0 PB: 0 SB: 0 CS: 0 | PA: 37 |
| PITCHER | IP WLS BF H R ER SO BB IBB HBP BLK WP HR S P ERA WHIP | 6.1 0.2 1.0 1.0 1.0 1.0 | 25 2 0 4 3 | 5 2 0 0 0 | 2 2 0 0 0 | 6 1 2 3 0 | 2 0 0 1 0 | 2 0 0 0 0 | 0 0 0 0 0 | 0 0 0 0 0 | 0 0 0 0 0 | 0 0 0 0 0 | 0 0 0 0 0 | 0 0 0 0 0 | 0 0 0 0 0 | 0 0 0 0 0 | 0 0 0 0 0 | 0 0 0 0 0 | 0 0 0 0 0 | 2.84 0.00 0.00 1.000 0.000 | 1.105 0.000 0.000 1.000 0.000 | |

Tampa Bay Rays @ Seattle Mariners
T-Mobile Park, Seattle, WA
Sun Jun 20 2021, 1:12 PM - 4:18 PM PDT
Att. 18,172 - Sunny - 70 F

AB 33
R 2
H 5
RBI 2
BB 4
SO 12
LOB 11



| Batter | 1 | 2 | 3 | 4 | 5 | 6 | 7 | 8 | 9 | 10 | AB | R | H | RBI | BB | SO | LOB | BOTTOM | | | | |
|--|---|----------------------------------|-------------------------------|----------------------------------|-------------------------------|----------------------------------|------------------------------|----------------------------------|-------------------------------|----------------------------------|------------------------------|---------------------------------|------------------------------|----------------------------------|------------------------------|----------------------------------|------------------------------|----------------------------------|--|---|----------------------------------|--------|
| 3 J.P. Crawford, L (1, 6) OBP: 0.341, SLG: 0.404 | | | | | | | | | | | 4 | 0 | 1 | 0 | 0 | 0 | 1 | | | | | |
| 17 Mitch Haniger, R (1, 10) OBP: 0.302, SLG: 0.493 | | | | | | | | | | | 4 | 0 | 0 | 0 | 0 | 3 | 1 | | | | | |
| 15 Kyle Seager, L (1, 5) OBP: 0.279, SLG: 0.422 | | | | | | | | | | | 4 | 0 | 0 | 0 | 0 | 2 | 0 | | | | | |
| 23 Ty France, R (1, 3) OBP: 0.351, SLG: 0.426 | | | | | | | | | | | 3 | 1 | 1 | 1 | 1 | 1 | 0 | | | | | |
| 20 Taylor Trammell, L (10, PR) OBP: 0.243, SLG: 0.309 | | | | | | | | | | | 0 | 0 | 0 | 0 | 0 | 0 | 0 | | | | | |
| 25 Dylan Moore, R (1, 4) OBP: 0.295, SLG: 0.376 | | | | | | | | | | | 4 | 1 | 1 | 0 | 0 | 1 | 1 | | | | | |
| 5 Jake Bauers, L (1, 9) OBP: 0.299, SLG: 0.322 | | | | | | | | | | | 4 | 1 | 1 | 0 | 0 | 2 | 2 | | | | | |
| 22 Luis Torrens, R (1, 2) OBP: 0.257, SLG: 0.415 | | | | | | | | | | | 3 | 2 | 1 | 1 | 1 | 1 | 1 | | | | | |
| 28 Jake Fraley, L (1, 8) OBP: 0.440, SLG: 0.448 | | | | | | | | | | | 0 | 0 | 0 | 0 | 1 | 2 | 4 | | | | | |
| 4 Shed Long Jr., L (1, 7) OBP: 0.279, SLG: 0.439 | | | | | | | | | | | 3 | 0 | 0 | 0 | 1 | 2 | 4 | | | | | |
| Inning Stats | R: 0 E: 0 K: 1 S: 8 | H: 0 LOB: 0 BB: 0 P: 10 | R: 0 E: 0 K: 0 S: 12 | H: 0 LOB: 0 BB: 1 P: 21 | R: 1 E: 1 K: 3 S: 13 | H: 2 LOB: 1 BB: 0 P: 20 | R: 0 E: 0 K: 2 S: 9 | H: 0 LOB: 0 BB: 0 P: 10 | R: 0 E: 0 K: 1 S: 12 | H: 1 LOB: 1 BB: 0 P: 16 | R: 0 E: 0 K: 1 S: 7 | H: 1 LOB: 0 BB: 0 P: 9 | R: 0 E: 0 K: 0 S: 5 | H: 0 LOB: 0 BB: 1 P: 10 | R: 0 E: 0 K: 2 S: 9 | H: 0 LOB: 0 BB: 0 P: 13 | R: 4 E: 0 K: 0 S: 8 | H: 2 LOB: 0 BB: 1 P: 15 | 1B: 3 2B: 0 3B: 0 HR: 3 | SF: 0 SAC: 0 DP: 2 HBP: 0 | WP: 0 PB: 0 SB: 1 CS: 0 | PA: 36 |
| PITCHER | IP WLS BF H R ER SO BB IBB HBP BLK WP HR S P ERA WHIP | 6.0 1.0 1.0 1.0 1.0 | 21 4 3 0 0 | 1 1 0 0 0 | 1 1 2 0 0 | 1 0 0 0 0 | 1 0 0 0 0 | 0 0 0 0 0 | 0 0 0 0 0 | 0 0 0 0 0 | 0 0 0 0 0 | 0 0 0 0 0 | 0 0 0 0 0 | 0 0 0 0 0 | 0 0 0 0 0 | 0 0 0 0 0 | 0 0 0 0 0 | 0 0 0 0 0 | 1.50 9.00 0.00 0.000 0.000 | 0.667 1.000 1.000 0.000 4.500 | | |

Tampa Bay Rays @ Seattle Mariners
T-Mobile Park, Seattle, WA
Sun Jun 20 2021, 1:12 PM - 4:18 PM PDT
Att. 18,172 - Sunny - 70 F

AB 33
R 6
H 6
RBI 6
BB 3
SO 11
LOB 12



| Batter | 1 | 2 | 3 | 4 | 5 | 6 | 7 | 8 | 9 | AB R H RBI BB SO LOB | TOP | | | | | | | | | |
|--|---|----------------------------------|-------------------------------|----------------------------------|-------------------------------|----------------------------------|------------------------------|---------------------------------|-------------------------------|----------------------------------|--|---|----------------------------------|-------------------------------|----------------------------------|------------------------------|----------------------------------|----------------------------------|------------------------------------|----------------------------------|
| 22 Danny Santana, S OBP: 0.208, SLG: 0.246 | | | | | | | | | | 5 0 0 0 0 3 2 | Boston Red Sox @ Tampa Bay Rays Tropicana Field, St. Petersburg, FL Wed Jun 23 2021, 7:10 PM - 10:41 PM EDT Att: 9,088 - Dome - 72 F livebaseballscorecards.com | | | | | | | | | |
| 99 Alex Verdugo, L OBP: 0.351, SLG: 0.452 | | | | | | | | | | 3 1 0 0 2 2 0 | | | | | | | | | | |
| 28 J.D. Martinez, R OBP: 0.365, SLG: 0.545 | | | | | | | | | | 4 0 1 0 1 1 2 | | | | | | | | | | |
| 2 Xander Bogaerts, R OBP: 0.388, SLG: 0.552 | | | | | | | | | | 2 0 1 1 2 0 1 | | | | | | | | | | |
| 11 Rafael Devers, L OBP: 0.341, SLG: 0.571 | | | | | | | | | | 3 1 1 0 0 0 4 | | | | | | | | | | |
| 10 Hunter Renfroe, R OBP: 0.316, SLG: 0.439 | | | | | | | | | | 4 0 1 0 0 2 3 | | | | | | | | | | |
| 7 Christian Vázquez, R OBP: 0.290, SLG: 0.347 | | | | | | | | | | 4 0 1 1 0 0 1 | | | | | | | | | | |
| 5 Enrique Hernández, R OBP: 0.297, SLG: 0.401 | | | | | | | | | | 4 0 1 0 0 1 2 | | | | | | | | | | |
| 29 Bobby Dalbec, R OBP: 0.265, SLG: 0.417 | | | | | | | | | | 3 0 0 0 1 3 2 | | | | | | | | | | |
| Inning Stats | R: 1 E: 0 K: 1 S: 10 | H: 1 LOB: 1 BB: 1 P: 17 | R: 0 E: 0 K: 1 S: 15 | H: 1 LOB: 2 BB: 1 P: 21 | R: 0 E: 0 K: 2 S: 14 | H: 0 LOB: 0 BB: 1 P: 24 | R: 0 E: 0 K: 1 S: 7 | H: 1 LOB: 0 BB: 2 P: 9 | R: 0 E: 0 K: 2 S: 13 | H: 0 LOB: 1 BB: 0 P: 17 | | R: 0 E: 0 K: 2 S: 8 | H: 2 LOB: 1 BB: 1 P: 14 | R: 1 E: 0 K: 2 S: 13 | H: 2 LOB: 1 BB: 0 P: 20 | R: 0 E: 0 K: 1 S: 9 | H: 0 LOB: 0 BB: 0 P: 11 | 1B: 4 2B: 2 3B: 0 HR: 0 | SF: 0 SAC: 0 DP: 0 HBP: 1 | WP: 1 PB: 0 SB: 0 CS: 1 |
| PITCHER | IP WLS BF H R ER SO BB IBB HBP BLK WP HR S P ERA WHIP | | | | | | | | | | | IP WLS BF H R ER SO BB IBB HBP BLK WP HR S P ERA WHIP | | | | | | | | |
| 14 Rich Hill, L ERA: 3.52 | 5.0 W 23 3 1 1 5 5 0 1 0 1 0 58 97 1.80 1.600 | | | | | | | | | | | | | | | | | | | |
| 36 Andrew Kittredge, R ERA: 1.27 | 1.0 4 1 0 0 2 0 0 0 0 0 0 13 17 0.00 1.000 | | | | | | | | | | | | | | | | | | | |
| 59 Jeffrey Springs, L ERA: 3.27 | 1.0 5 1 1 1 2 1 0 0 0 0 0 10 17 9.00 2.000 | | | | | | | | | | | | | | | | | | | |
| 81 Ryan Thompson, R ERA: 1.93 | 1.0 4 1 0 0 2 0 0 0 0 0 0 11 17 0.00 1.000 | | | | | | | | | | | | | | | | | | | |
| 63 Diego Castillo, R ERA: 3.49 | 1.0 3 0 0 0 1 0 0 0 0 0 0 9 11 0.00 0.000 | | | | | | | | | | | | | | | | | | | |

| Batter | 1 | 2 | 3 | 4 | 5 | 6 | 7 | 8 | 9 | AB R H RBI BB SO LOB | BOTTOM | | | | | | | | | |
|---|---|----------------------------------|-------------------------------|----------------------------------|------------------------------|----------------------------------|------------------------------|----------------------------------|-------------------------------|----------------------------------|--|---|----------------------------------|-------------------------------|----------------------------------|-------------------------------|----------------------------------|----------------------------------|------------------------------------|----------------------------------|
| 8 Brandon Lowe, L OBP: 0.303, SLG: 0.409 | | | | | | | | | | 4 2 2 3 1 1 0 | Boston Red Sox @ Tampa Bay Rays Tropicana Field, St. Petersburg, FL Wed Jun 23 2021, 7:10 PM - 10:41 PM EDT Att: 9,088 - Dome - 72 F livebaseballscorecards.com | | | | | | | | | |
| 26 Ji Man Choi, L OBP: 0.372, SLG: 0.389 | | | | | | | | | | 5 0 0 0 0 2 3 | | | | | | | | | | |
| 5 Wander Franco, S OBP: 0.500, SLG: 0.857 | | | | | | | | | | 3 1 0 0 2 1 0 | | | | | | | | | | |
| 17 Austin Meadows, L OBP: 0.328, SLG: 0.489 | | | | | | | | | | 3 1 2 2 2 1 0 | | | | | | | | | | |
| 56 Randy Arozarena, R OBP: 0.343, SLG: 0.423 | | | | | | | | | | 3 0 0 0 1 1 3 | | | | | | | | | | |
| 18 Joey Wendle, L OBP: 0.353, SLG: 0.481 | | | | | | | | | | 4 1 0 0 0 1 5 | | | | | | | | | | |
| 13 Manuel Margot, R OBP: 0.285, SLG: 0.391 | | | | | | | | | | 4 1 1 0 0 0 0 | | | | | | | | | | |
| 35 Brett Phillips, L OBP: 0.319, SLG: 0.311 | | | | | | | | | | 2 1 0 0 2 1 2 | | | | | | | | | | |
| 10 Mike Zunino, R OBP: 0.286, SLG: 0.519 | | | | | | | | | | 3 1 1 2 1 1 3 | | | | | | | | | | |
| Inning Stats | R: 2 E: 0 K: 0 S: 11 | H: 1 LOB: 1 BB: 2 P: 22 | R: 3 E: 1 K: 0 S: 19 | H: 2 LOB: 3 BB: 2 P: 35 | R: 0 E: 0 K: 0 S: 9 | H: 0 LOB: 2 BB: 2 P: 20 | R: 0 E: 0 K: 2 S: 9 | H: 1 LOB: 0 BB: 1 P: 16 | R: 0 E: 0 K: 2 S: 10 | H: 0 LOB: 1 BB: 1 P: 17 | | R: 0 E: 0 K: 2 S: 14 | H: 1 LOB: 2 BB: 1 P: 22 | R: 3 E: 0 K: 3 S: 14 | H: 2 LOB: 0 BB: 0 P: 19 | R: 0 E: 0 K: 2 S: 12 | H: 0 LOB: 1 BB: 1 P: 18 | 1B: 2 2B: 1 3B: 0 HR: 3 | SF: 0 SAC: 0 DP: 0 HBP: 2 | WP: 0 PB: 0 SB: 1 CS: 0 |
| PITCHER | IP WLS BF H R ER SO BB IBB HBP BLK WP HR S P ERA WHIP | | | | | | | | | | | IP WLS BF H R ER SO BB IBB HBP BLK WP HR S P ERA WHIP | | | | | | | | |
| 43 Garrett Richards, R ERA: 4.74 | 1.2 L 14 3 5 4 0 4 0 1 0 0 0 2 28 54 21.60 4.200 | | | | | | | | | | | | | | | | | | | |
| 44 Brandon Workman, R ERA: 4.24 | 1.1 6 0 0 0 0 2 0 0 0 1 0 0 11 23 0.00 1.500 | | | | | | | | | | | | | | | | | | | |
| 75 Yackel Rios, R ERA: 0.43 | 2.0 7 0 0 0 2 1 0 0 0 0 0 0 19 33 0.00 0.500 | | | | | | | | | | | | | | | | | | | |
| 38 Josh Taylor, L ERA: 3.2 | 1.0 5 1 0 0 2 1 0 0 0 0 0 0 14 22 0.00 2.000 | | | | | | | | | | | | | | | | | | | |
| 35 Matt Andriese, R ERA: 5.56 | 2.0 10 2 3 3 5 1 0 1 0 0 0 1 26 37 13.50 1.500 | | | | | | | | | | | | | | | | | | | |

Boston Red Sox @ Tampa Bay Rays
 Tropicana Field, St. Petersburg, FL
 Wed Jun 23 2021, 7:10 PM - 10:41 PM EDT
 Att: 9,088 - Dome - 72 F

AB 32
 R 2
 H 6
 RBI 2
 BB 6
 SO 12
 LOB 17



Boston Red Sox @ Tampa Bay Rays
 Tropicana Field, St. Petersburg, FL
 Wed Jun 23 2021, 7:10 PM - 10:41 PM EDT
 Att: 9,088 - Dome - 72 F

AB 31
 R 8
 H 6
 RBI 7
 SO 9
 LOB 16



| Batter | 1 | 2 | 3 | 4 | 5 | 6 | 7 | 8 | 9 | AB | R | H | RBI | BB | SO | LOB | TOP | | | | | | | | |
|--|-------------------------------|----------------------------------|-------------------------------|----------------------------------|-------------------------------|----------------------------------|------------------------------|----------------------------------|-------------------------------|----------------------------------|-------------------------------|----------------------------------|------------------------------|----------------------------------|------------------------------|----------------------------------|---|----------------------------------|----------------------------------|------------------------------------|----------------------------------|--------|--|--|--|
| 23 Michael Chavis, R OBP: 0.270, SLG: 0.444 (1,4) | | | | | | | | | | 3 | 0 | 0 | 0 | 1 | 2 | 0 | Boston Red Sox @ Tampa Bay Rays Tropicana Field, St. Petersburg, FL Thu Jun 24 2021, 7:14 PM - 10:13 PM EDT Att: 10,961 - Dome - 72 F | | | | | | | | |
| 99 Alex Verdugo, L OBP: 0.345, SLG: 0.447 (1,7) | | | | | | | | | | 3 | 0 | 0 | 0 | 1 | 1 | 1 | | | | | | | | | |
| 28 J.D. Martinez, R OBP: 0.363, SLG: 0.540 (1,10) | | | | | | | | | | 4 | 0 | 1 | 0 | 0 | 1 | 2 | | | | | | | | | |
| 2 Xander Bogaerts, R OBP: 0.386, SLG: 0.546 (1,6) | | | | | | | | | | 3 | 0 | 0 | 0 | 1 | 1 | 1 | | | | | | | | | |
| 11 Rafael Devers, L OBP: 0.292, SLG: 0.567 (1,5) | | | | | | | | | | 2 | 0 | 0 | 0 | 2 | 0 | 2 | | | | | | | | | |
| 10 Hunter Renfroe, R OBP: 0.315, SLG: 0.441 (1,9) | | | | | | | | | | 4 | 0 | 1 | 0 | 0 | 0 | 2 | | | | | | | | | |
| 5 Enrique Hernández, R OBP: 0.292, SLG: 0.394 (1,8) | | | | | | | | | | 4 | 0 | 0 | 0 | 0 | 1 | 3 | | | | | | | | | |
| 7 Christian Vázquez, R OBP: 0.302, SLG: 0.351 (1,2) | | | | | | | | | | 3 | 0 | 2 | 0 | 0 | 1 | 1 | | | | | | | | | |
| 29 Bobby Dalbec, R OBP: 0.262, SLG: 0.413 (1,3) | | | | | | | | | | 2 | 0 | 0 | 0 | 0 | 2 | 1 | | | | | | | | | |
| 12 Marwin Gonzalez, S (7, PH) OBP: 0.272, SLG: 0.293 (7,4) | | | | | | | | | | 1 | 0 | 0 | 0 | 0 | 1 | 0 | | | | | | | | | |
| Inning Stats | R: 0 E: 0 K: 3 S: 15 | H: 0 LOB: 1 BB: 1 P: 22 | R: 0 E: 0 K: 2 S: 11 | H: 0 LOB: 1 BB: 1 P: 16 | R: 0 E: 0 K: 1 S: 10 | H: 0 LOB: 0 BB: 0 P: 14 | R: 0 E: 0 K: 0 S: 8 | H: 0 LOB: 0 BB: 0 P: 11 | R: 0 E: 0 K: 1 S: 10 | H: 1 LOB: 1 BB: 0 P: 12 | R: 0 E: 0 K: 2 S: 13 | H: 1 LOB: 2 BB: 1 P: 21 | R: 0 E: 0 K: 0 S: 7 | H: 2 LOB: 0 BB: 0 P: 10 | R: 0 E: 0 K: 1 S: 7 | H: 0 LOB: 1 BB: 1 P: 15 | R: 0 E: 0 K: 0 S: 6 | H: 0 LOB: 1 BB: 1 P: 11 | 1B: 3 2B: 1 3B: 0 HR: 0 | SF: 0 SAC: 0 DP: 0 HBP: 0 | WP: 0 PB: 0 SB: 1 CS: 0 | PA: 35 | | | |
| PITCHER | IP | WLS | BF | H | R | ER | SO | BB | IBB | HBP | BLK | WP | HR | S | P | ERA | WHIP | | | | | | | | |
| 52 Michael Wacha, R ERA: 4.66 (1,1) | 5.0 | | 18 | 1 | 0 | 0 | 7 | 2 | 0 | 0 | 0 | 0 | 0 | 54 | 75 | 0.00 | 0.600 | | | | | | | | |
| 57 Drew Rasmussen, R ERA: 3.66 (6,1) | 1.0 | | 5 | 1 | 0 | 0 | 2 | 1 | 0 | 0 | 0 | 0 | 0 | 13 | 21 | 0.00 | 2.000 | | | | | | | | |
| 81 Ryan Thompson, R ERA: 1.89 (7,1) | 0.2 | | 3 | 2 | 0 | 0 | 0 | 0 | 0 | 0 | 0 | 0 | 0 | 5 | 7 | 0.00 | 3.000 | | | | | | | | |
| 37 Matt Wisler, R ERA: 4.56 (7,1) | 1.1 | | 4 | 0 | 0 | 0 | 1 | 1 | 0 | 0 | 0 | 0 | 0 | 9 | 18 | 0.00 | 0.750 | | | | | | | | |
| 34 J.P. Feyerherzen, R ERA: 2.66 (9,1) | 1.0 | W | 4 | 0 | 0 | 0 | 0 | 1 | 0 | 0 | 0 | 0 | 0 | 6 | 11 | 0.00 | 1.000 | | | | | | | | |

| | |
|-----|----|
| AB | 29 |
| R | 0 |
| H | 4 |
| RBI | 0 |
| BB | 5 |
| SO | 10 |
| LOB | 13 |



| Batter | 1 | 2 | 3 | 4 | 5 | 6 | 7 | 8 | 9 | AB | R | H | RBI | BB | SO | LOB | BOTTOM | | | | | | | | |
|---|------------------------------|----------------------------------|------------------------------|----------------------------------|------------------------------|----------------------------------|------------------------------|----------------------------------|------------------------------|----------------------------------|-------------------------------|----------------------------------|-------------------------------|----------------------------------|-------------------------------|----------------------------------|---|----------------------------------|----------------------------------|------------------------------------|----------------------------------|--------|--|--|--|
| 8 Brandon Lowe, L OBP: 0.310, SLG: 0.407 (1,4) | | | | | | | | | | 1 | 0 | 0 | 0 | 2 | 1 | 0 | Boston Red Sox @ Tampa Bay Rays Tropicana Field, St. Petersburg, FL Thu Jun 24 2021, 7:14 PM - 10:13 PM EDT Att: 10,961 - Dome - 72 F | | | | | | | | |
| 5 Wander Franco, S OBP: 0.357, SLG: 0.545 (1,6) | | | | | | | | | | 4 | 0 | 0 | 0 | 0 | 3 | 4 | | | | | | | | | |
| 56 Randy Arozarena, R OBP: 0.339, SLG: 0.417 (1,9) | | | | | | | | | | 4 | 0 | 0 | 0 | 0 | 1 | 3 | | | | | | | | | |
| 17 Austin Meadows, L OBP: 0.324, SLG: 0.481 (1,7) | | | | | | | | | | 4 | 0 | 0 | 0 | 0 | 0 | 0 | | | | | | | | | |
| 2 Yandy Diaz, R OBP: 0.375, SLG: 0.305 (1,3) | | | | | | | | | | 3 | 0 | 0 | 0 | 1 | 0 | 1 | | | | | | | | | |
| 26 Ji Man Choi, L OBP: 0.384, SLG: 0.378 (1,10) | | | | | | | | | | 2 | 0 | 0 | 0 | 0 | 0 | 1 | | | | | | | | | |
| 13 Manuel Margot, R (7, PH) OBP: 0.290, SLG: 0.393 (8,10) | | | | | | | | | | 1 | 1 | 1 | 0 | 1 | 0 | 0 | | | | | | | | | |
| 18 Joey Wendle, L OBP: 0.351, SLG: 0.475 (1,5) | | | | | | | | | | 3 | 0 | 0 | 0 | 1 | 2 | 3 | | | | | | | | | |
| 28 Francisco Mejia, S OBP: 0.301, SLG: 0.364 (1,2) | | | | | | | | | | 4 | 0 | 0 | 0 | 0 | 1 | 1 | | | | | | | | | |
| 39 Kevin Kiermaier, L OBP: 0.285, SLG: 0.308 (1,8) | | | | | | | | | | 3 | 0 | 1 | 0 | 0 | 1 | 0 | | | | | | | | | |
| Inning Stats | R: 0 E: 0 K: 3 S: 9 | H: 0 LOB: 0 BB: 0 P: 14 | R: 0 E: 0 K: 0 S: 6 | H: 0 LOB: 0 BB: 0 P: 12 | R: 0 E: 0 K: 1 S: 8 | H: 0 LOB: 0 BB: 0 P: 12 | R: 0 E: 0 K: 1 S: 6 | H: 0 LOB: 0 BB: 1 P: 12 | R: 0 E: 0 K: 1 S: 8 | H: 0 LOB: 1 BB: 1 P: 19 | R: 0 E: 0 K: 2 S: 11 | H: 0 LOB: 0 BB: 0 P: 16 | R: 0 E: 1 K: 0 S: 14 | H: 0 LOB: 2 BB: 1 P: 21 | R: 0 E: 0 K: 1 S: 10 | H: 1 LOB: 2 BB: 1 P: 17 | R: 1 E: 0 K: 0 S: 8 | H: 1 LOB: 1 BB: 1 P: 14 | 1B: 1 2B: 2 3B: 0 HR: 0 | SF: 0 SAC: 0 DP: 1 HBP: 1 | WP: 1 PB: 0 SB: 2 CS: 0 | PA: 35 | | | |
| PITCHER | IP | WLS | BF | H | R | ER | SO | BB | IBB | HBP | BLK | WP | HR | S | P | ERA | WHIP | | | | | | | | |
| 37 Nick Pivetta, R ERA: 4.0 (1,1) | 6.2 | | 23 | 0 | 0 | 0 | 8 | 2 | 0 | 1 | 0 | 0 | 0 | 4 | 6 | 0.00 | 0.300 | | | | | | | | |
| 38 Josh Taylor, L ERA: 3.16 (7,1) | 0.1 | | 2 | 0 | 0 | 0 | 0 | 0 | 1 | 0 | 0 | 0 | 0 | 4 | 6 | 0.00 | 0.000 | | | | | | | | |
| 63 Darwinson Hernández, L ERA: 3.0 (8,1) | 0.1 | | 3 | 1 | 0 | 0 | 1 | 1 | 0 | 0 | 0 | 0 | 0 | 6 | 12 | 0.00 | 6.000 | | | | | | | | |
| 0 Adam Ottavino, R ERA: 2.73 (8,1) | 0.2 | | 2 | 0 | 0 | 0 | 0 | 0 | 0 | 0 | 0 | 0 | 0 | 4 | 5 | 0.00 | 0.000 | | | | | | | | |
| 32 Matt Barnes, R ERA: 2.9 (9,1) | 0.2 | L | 5 | 1 | 1 | 0 | 0 | 0 | 1 | 0 | 0 | 1 | 0 | 8 | 14 | 0.00 | 1.500 | | | | | | | | |

| | |
|-----|----|
| AB | 29 |
| R | 1 |
| H | 2 |
| RBI | 0 |
| BB | 5 |
| SO | 9 |
| LOB | 13 |



| Batter | 1 | 2 | 3 | 4 | 5 | 6 | 7 | 8 | 9 | AB | R | H | RBI | BB | SO | LOB | TOP | | | |
|---|---|----------------------------------|------------------------------|---------------------------------|-------------------------------|----------------------------------|------------------------------|---------------------------------|-------------------------------|----------------------------------|------------------------------|----------------------------------|------------------------------|----------------------------------|-------------------------------|----------------------------------|--|----------------------------------|------------------------------------|----------------------------------|
| 17 Shohel Ohtani, L (1, 10) OBP: 0.353, SLG: 0.643 | | | | | | | | | | 4 | 1 | 2 | 1 | 0 | 1 | 0 | Los Angeles Angels @ Tampa Bay Rays Tropicana Field, St. Petersburg, FL Fri Jun 25 2021, 7:11 PM - 10:03 PM EDT Att: 7,909 - Dome - 72 F | | | |
| 2 Luis Rengifo, S (1, 9) OBP: 0.205, SLG: 0.333 | | | | | | | | | | 4 | 0 | 0 | 0 | 0 | 1 | 2 | | | | |
| 20 Jared Walsh, L (1, 3) OBP: 0.351, SLG: 0.567 | | | | | | | | | | 4 | 0 | 0 | 0 | 0 | 2 | 1 | | | | |
| 6 Anthony Rendon, R (1, 5) OBP: 0.304, SLG: 0.356 | | | | | | | | | | 4 | 1 | 1 | 1 | 0 | 0 | 2 | | | | |
| 33 Max Stassi, R (1, 2) OBP: 0.394, SLG: 0.542 | | | | | | | | | | 3 | 0 | 0 | 0 | 1 | 1 | 2 | | | | |
| 3 Taylor Ward, R (1, 7) OBP: 0.320, SLG: 0.429 | | | | | | | | | | 4 | 0 | 1 | 0 | 0 | 2 | 0 | | | | |
| 4 Jose Iglesias, R (1, 6) OBP: 0.287, SLG: 0.366 | | | | | | | | | | 4 | 0 | 0 | 0 | 0 | 2 | 2 | | | | |
| 19 Juan Lagares, R (1, 8) OBP: 0.243, SLG: 0.324 | | | | | | | | | | 3 | 0 | 0 | 0 | 0 | 0 | 0 | | | | |
| 22 David Fletcher, R (1, 4) OBP: 0.320, SLG: 0.341 | | | | | | | | | | 3 | 1 | 1 | 0 | 0 | 1 | 0 | | | | |
| Inning Stats | R: 2 E: 0 K: 1 S: 11 | H: 2 LOB: 0 BB: 0 P: 17 | R: 0 E: 0 K: 1 S: 6 | H: 0 LOB: 0 BB: 0 P: 7 | R: 1 E: 1 K: 1 S: 13 | H: 2 LOB: 2 BB: 0 P: 18 | R: 0 E: 0 K: 0 S: 8 | H: 0 LOB: 0 BB: 0 P: 9 | R: 0 E: 0 K: 1 S: 10 | H: 1 LOB: 2 BB: 1 P: 16 | R: 0 E: 0 K: 1 S: 7 | H: 0 LOB: 0 BB: 0 P: 12 | R: 0 E: 0 K: 1 S: 9 | H: 0 LOB: 0 BB: 0 P: 13 | R: 0 E: 0 K: 3 S: 10 | H: 0 LOB: 0 BB: 0 P: 16 | | 1B: 1 2B: 2 3B: 0 HR: 2 | SF: 0 SAC: 0 DP: 0 HBP: 0 | WP: 0 PB: 0 SB: 0 CS: 0 |
| PITCHER | IP WLS BF H R ER SO BB IBB HBP BLK WP HR S P ERA WHIP | | | | | | | | | | | | | | | | | | | |
| 36 Andrew Kittredge, R (1, 1) ERA: 1.69 | 2.0 | 8 | 2 | 2 | 2 | 2 | 0 | 0 | 0 | 0 | 0 | 0 | 0 | 2 | 17 | 24 | 9.00 | 1.000 | | |
| 19 Josh Fleming, L (3, 1) ERA: 3.39 | 3.2 | 15 | 2 | 1 | 0 | 2 | 1 | 0 | 0 | 0 | 0 | 0 | 0 | 0 | 35 | 51 | 0.00 | 0.818 | | |
| 31 Collin McHugh, R (6, 1) ERA: 2.05 | 1.1 | 5 | 1 | 0 | 0 | 2 | 0 | 0 | 0 | 0 | 0 | 0 | 0 | 12 | 19 | 0.00 | 0.750 | | | |
| 37 Matt Wisler, R (8, 1) ERA: 4.39 | 1.0 | 3 | 0 | 0 | 0 | 1 | 0 | 0 | 0 | 0 | 0 | 0 | 0 | 9 | 13 | 0.00 | 0.000 | | | |
| 63 Diego Castillo, R (9, 1) ERA: 3.38 | 1.0 | 3 | 0 | 0 | 0 | 3 | 0 | 0 | 0 | 0 | 0 | 0 | 0 | 10 | 16 | 0.00 | 0.000 | | | |

| Batter | 1 | 2 | 3 | 4 | 5 | 6 | 7 | 8 | 9 | AB | R | H | RBI | BB | SO | LOB | BOTTOM | | | |
|--|---|----------------------------------|-------------------------------|----------------------------------|------------------------------|---------------------------------|-------------------------------|----------------------------------|------------------------------|----------------------------------|-------------------------------|----------------------------------|------------------------------|----------------------------------|-------------------------------|----------------------------------|--|------------------------------------|----------------------------------|--------|
| 2 Yandy Diaz, R (1, 5) OBP: 0.375, SLG: 0.304 | | | | | | | | | | 4 | 2 | 1 | 0 | 1 | 2 | 4 | Los Angeles Angels @ Tampa Bay Rays Tropicana Field, St. Petersburg, FL Fri Jun 25 2021, 7:11 PM - 10:03 PM EDT Att: 7,909 - Dome - 72 F | | | |
| 26 Ji Man Choi, L (1, 3) OBP: 0.370, SLG: 0.368 | | | | | | | | | | 2 | 1 | 0 | 0 | 2 | 1 | 1 | | | | |
| 5 Wander Franco, S (1, 6) OBP: 0.278, SLG: 0.400 | | | | | | | | | | 4 | 1 | 0 | 0 | 0 | 3 | | | | | |
| 17 Austin Meadows, L (1, 10) OBP: 0.329, SLG: 0.485 | | | | | | | | | | 4 | 0 | 3 | 2 | 0 | 1 | 0 | | | | |
| 13 Manuel Margot, R (1, 7) OBP: 0.291, SLG: 0.393 | | | | | | | | | | 3 | 0 | 1 | 0 | 0 | 0 | 1 | | | | |
| 8 Brandon Lowe, L (7, PH) OBP: 0.312, SLG: 0.407 | | | | | | | | | | 0 | 0 | 0 | 1 | 0 | 0 | 0 | | | | |
| 18 Joey Wendle, L (1, 4) OBP: 0.348, SLG: 0.471 | | | | | | | | | | 4 | 0 | 1 | 0 | 0 | 0 | 4 | | | | |
| 39 Kevin Kiermaier, L (1, 8) OBP: 0.295, SLG: 0.319 | | | | | | | | | | 4 | 0 | 3 | 0 | 0 | 0 | 1 | | | | |
| 28 Francisco Mejia, S (1, 2) OBP: 0.307, SLG: 0.363 | | | | | | | | | | 3 | 0 | 1 | 0 | 1 | 0 | 3 | | | | |
| 35 Brett Phillips, L (1, 9) OBP: 0.311, SLG: 0.302 | | | | | | | | | | 4 | 0 | 0 | 0 | 0 | 3 | 5 | | | | |
| Inning Stats | R: 3 E: 1 K: 0 S: 19 | H: 3 LOB: 1 BB: 1 P: 32 | R: 0 E: 0 K: 1 S: 11 | H: 1 LOB: 1 BB: 0 P: 16 | R: 0 E: 0 K: 1 S: 6 | H: 0 LOB: 0 BB: 0 P: 8 | R: 0 E: 0 K: 1 S: 10 | H: 1 LOB: 2 BB: 1 P: 20 | R: 0 E: 0 K: 1 S: 9 | H: 1 LOB: 1 BB: 0 P: 15 | R: 0 E: 0 K: 1 S: 12 | H: 2 LOB: 1 BB: 0 P: 14 | R: 1 E: 0 K: 0 S: 7 | H: 1 LOB: 2 BB: 2 P: 18 | R: 0 E: 0 K: 2 S: 12 | H: 1 LOB: 1 BB: 0 P: 15 | 1B: 10 2B: 1 3B: 0 HR: 0 | SF: 0 SAC: 0 DP: 2 HBP: 1 | WP: 0 PB: 0 SB: 2 CS: 0 | PA: 37 |
| PITCHER | IP WLS BF H R ER SO BB IBB HBP BLK WP HR S P ERA WHIP | | | | | | | | | | | | | | | | | | | |
| 47 Griffin Canning, R (1, 1) ERA: 4.95 | 5.0 | 23 | 6 | 3 | 2 | 4 | 2 | 0 | 0 | 0 | 0 | 0 | 0 | 55 | 91 | 3.60 | 1.600 | | | |
| 54 José Suarez, L (6, 1) ERA: 2.05 | 1.1 | 8 | 3 | 1 | 1 | 1 | 2 | 0 | 0 | 0 | 0 | 0 | 0 | 17 | 28 | 6.75 | 3.750 | | | |
| 40 Steve Cishek, R (7, 1) ERA: 3.66 | 0.2 | 2 | 0 | 0 | 0 | 0 | 0 | 0 | 1 | 0 | 0 | 0 | 0 | 2 | 4 | 0.00 | 0.000 | | | |
| 21 Mike Mayers, R (8, 1) ERA: 4.25 | 1.0 | 4 | 1 | 0 | 0 | 2 | 0 | 0 | 0 | 0 | 0 | 0 | 0 | 12 | 15 | 0.00 | 1.000 | | | |

| | |
|-----|----|
| AB | 33 |
| R | 3 |
| H | 5 |
| RBI | 2 |
| BB | 1 |
| SO | 10 |
| LOB | 9 |



| | |
|-----|----|
| AB | 32 |
| R | 4 |
| H | 10 |
| RBI | 3 |
| BB | 4 |
| SO | 7 |
| LOB | 22 |



| Batter | 1 | 2 | 3 | 4 | 5 | 6 | 7 | 8 | 9 | AB | R | H | RBI | BB | SO | LOB | TOP | | | | | | | | | | | | | |
|---|---|--|--|---|---|----------------------------------|-------------------------------|----------------------------------|-------------------------------|----------------------------------|-------------------------------|----------------------------------|-------------------------------|----------------------------------|---|---|--|----------------------------------|----------------------------------|------------------------------------|------------------------------------|----------------------------------|--------|----|------|-------|-------|-------|------|-------|
| 22 David Fletcher, R OBP: 0.322, SLG: 0.342 | | | | | | | | | | 5 | 1 | 2 | 0 | 0 | 0 | 3 | Los Angeles Angels @ Tampa Bay Rays Tropicana Field, St. Petersburg, FL Sun Jun 27 2021, 1:12 PM - 4:36 PM EDT Att: 12,764 - Dome - 72 F livebaseballscorecards.com | | | | | | | | | | | | | |
| 17 Shohel Ohtani, L OBP: 0.363, SLG: 0.668 | | | | | | | | | | 4 | 2 | 3 | 3 | 1 | 1 | 1 | | | | | | | | | | | | | | |
| 6 Anthony Rendon, R OBP: 0.306, SLG: 0.355 | | | | | | | | | | 3 | 0 | 0 | 0 | 2 | 0 | 3 | | | | | | | | | | | | | | |
| 20 Jared Walsh, L OBP: 0.344, SLG: 0.555 | | | | | | | | | | 5 | 0 | 0 | 0 | 0 | 4 | 5 | | | | | | | | | | | | | | |
| 13 Phil Gosselin, R OBP: 0.386, SLG: 0.476 | | | | | | | | | | 4 | 1 | 3 | 2 | 0 | 0 | 0 | | | | | | | | | | | | | | |
| 2 Luis Rengifo, S OBP: 0.173, SLG: 0.280 | | | | | | | | | | 4 | 0 | 0 | 0 | 0 | 0 | 3 | | | | | | | | | | | | | | |
| 3 Taylor Ward, R OBP: 0.317, SLG: 0.432 | | | | | | | | | | 4 | 1 | 2 | 0 | 0 | 0 | 0 | | | | | | | | | | | | | | |
| 24 Kurt Suzuki, R OBP: 0.299, SLG: 0.310 | | | | | | | | | | 4 | 0 | 0 | 0 | 0 | 2 | 2 | | | | | | | | | | | | | | |
| 19 Juan Lagares, R OBP: 0.173, SLG: 0.336 | | | | | | | | | | 3 | 1 | 1 | 1 | 0 | 0 | 0 | | | | | | | | | | | | | | |
| Inning Stats | R: 0 E: 0 K: 1 S: 12 | H: 1 LOB: 0 BB: 0 P: 14 | R: 0 E: 0 K: 1 S: 12 | H: 0 LOB: 0 BB: 0 P: 15 | R: 0 E: 0 K: 0 S: 12 | H: 1 LOB: 2 BB: 0 P: 19 | R: 1 E: 1 K: 0 S: 15 | H: 1 LOB: 1 BB: 1 P: 23 | R: 0 E: 0 K: 1 S: 7 | H: 0 LOB: 0 BB: 0 P: 10 | R: 1 E: 0 K: 1 S: 12 | H: 3 LOB: 2 BB: 1 P: 17 | R: 2 E: 0 K: 1 S: 19 | H: 3 LOB: 2 BB: 1 P: 25 | R: 1 E: 0 K: 1 S: 9 | H: 1 LOB: 0 BB: 0 P: 13 | | R: 1 E: 0 K: 1 S: 12 | H: 1 LOB: 1 BB: 1 P: 22 | 1B: 4 2B: 4 3B: 1 HR: 2 | SF: 0 SAC: 0 DP: 1 HBP: 1 | WP: 0 PB: 0 SB: 1 CS: 0 | PA: 40 | | | | | | | |
| PITCHER | IP WLS BF H R ER SO BB IBB HBP BLK WP HR S P ERA WHIP | 6.0 2 4 2 2 2 4 1 0 1 0 0 0 14 19 3.00 1.167 | 7.1 0.2 4 2 2 2 0 0 0 0 0 0 5 6 27.00 3.000 | 7.1 0.1 3 1 0 0 1 0 1 0 0 0 1 9 9.00 1.000 | 8.1 1.0 4 1 1 1 1 0 0 0 0 1 12 9.00 2.000 | PITCHER | | | | | | | | | | IP WLS BF H R ER SO BB IBB HBP BLK WP HR S P ERA WHIP | | | | | | | | | | | | | | |
| 48 Ryan Yarbrough, L ERA: 4.48 | | | | | | | | | | | 6.0 | 2 | 4 | 2 | 2 | 4 | 1 | 0 | 1 | 0 | 0 | 0 | 0 | 0 | 0 | 0 | 14 | 19 | 3.00 | 1.167 |
| 81 Ryan Thompson, R ERA: 2.39 | | | | | | | | | | | 7.1 | 0.2 | 4 | 2 | 2 | 2 | 0 | 0 | 0 | 0 | 0 | 0 | 0 | 0 | 5 | 6 | 27.00 | 3.000 | | |
| 59 Jeffrey Springs, L ERA: 3.24 | | | | | | | | | | | 7.1 | 0.1 | 3 | 1 | 0 | 0 | 1 | 0 | 1 | 0 | 0 | 0 | 1 | 9 | 13 | 9.00 | 1.000 | | | |
| 37 Matt Wisler, R ERA: 4.55 | | | | | | | | | | | 8.1 | 1.0 | 4 | 1 | 1 | 1 | 1 | 0 | 0 | 0 | 0 | 1 | 12 | 22 | 9.00 | 2.000 | | | | |
| 29 Pete Fairbanks, R ERA: 2.49 | | | | | | | | | | | 9.1 | 1.0 | 5 | 1 | 1 | 1 | 1 | 1 | 0 | 0 | 0 | 0 | 1 | 12 | 22 | 9.00 | 2.000 | | | |
| Batter | 1 | 2 | 3 | 4 | 5 | 6 | 7 | 8 | 9 | AB | R | H | RBI | BB | SO | LOB | BOTTOM | | | | | | | | | | | | | |
| 2 Yandy Diaz, R OBP: 0.370, SLG: 0.299 | | | | | | | | | | 4 | 0 | 0 | 0 | 0 | 2 | 4 | Los Angeles Angels @ Tampa Bay Rays Tropicana Field, St. Petersburg, FL Sun Jun 27 2021, 1:12 PM - 4:36 PM EDT Att: 12,764 - Dome - 72 F livebaseballscorecards.com | | | | | | | | | | | | | |
| 5 Wander Franco, S OBP: 0.296, SLG: 0.318 | | | | | | | | | | 3 | 1 | 1 | 0 | 1 | 0 | 0 | | | | | | | | | | | | | | |
| 17 Austin Meadows, L OBP: 0.329, SLG: 0.484 | | | | | | | | | | 4 | 1 | 1 | 0 | 0 | 2 | 2 | | | | | | | | | | | | | | |
| 56 Randy Arozarena, R OBP: 0.345, SLG: 0.421 | | | | | | | | | | 3 | 0 | 0 | 0 | 1 | 0 | 2 | | | | | | | | | | | | | | |
| 26 Ji Man Choi, L OBP: 0.386, SLG: 0.435 | | | | | | | | | | 4 | 1 | 1 | 3 | 0 | 2 | 0 | | | | | | | | | | | | | | |
| 13 Manuel Margot, R OBP: 0.292, SLG: 0.398 | | | | | | | | | | 3 | 0 | 0 | 0 | 1 | 1 | 0 | | | | | | | | | | | | | | |
| 8 Brandon Lowe, L OBP: 0.313, SLG: 0.414 | | | | | | | | | | 4 | 1 | 1 | 1 | 0 | 3 | 1 | | | | | | | | | | | | | | |
| 10 Mike Zunino, R OBP: 0.297, SLG: 0.538 | | | | | | | | | | 3 | 0 | 2 | 0 | 0 | 0 | 0 | | | | | | | | | | | | | | |
| 35 Brett Phillips, L OBP: 0.315, SLG: 0.322 | | | | | | | | | | 0 | 0 | 0 | 0 | 0 | 0 | 0 | | | | | | | | | | | | | | |
| 28 Francisco Mejia, S OBP: 0.304, SLG: 0.360 | | | | | | | | | | 1 | 0 | 0 | 0 | 0 | 0 | 0 | | | | | | | | | | | | | | |
| 39 Kevin Kiermaier, L OBP: 0.289, SLG: 0.311 | | | | | | | | | | 4 | 0 | 0 | 0 | 0 | 1 | 2 | | | | | | | | | | | | | | |
| Inning Stats | R: 0 E: 0 K: 1 S: 7 | H: 0 LOB: 0 BB: 0 P: 8 | R: 0 E: 0 K: 2 S: 11 | H: 0 LOB: 1 BB: 1 P: 20 | R: 0 E: 0 K: 0 S: 7 | H: 0 LOB: 0 BB: 0 P: 15 | R: 0 E: 0 K: 1 S: 11 | H: 0 LOB: 0 BB: 1 P: 22 | R: 1 E: 1 K: 2 S: 15 | H: 2 LOB: 2 BB: 0 P: 22 | R: 3 E: 0 K: 2 S: 15 | H: 3 LOB: 2 BB: 0 P: 21 | R: 0 E: 0 K: 1 S: 12 | H: 1 LOB: 2 BB: 1 P: 18 | R: 0 E: 0 K: 0 S: 6 | H: 0 LOB: 0 BB: 0 P: 8 | R: 0 E: 0 K: 2 S: 9 | H: 0 LOB: 0 BB: 0 P: 16 | 1B: 4 2B: 0 3B: 0 HR: 2 | SF: 0 SAC: 0 DP: 0 HBP: 0 | WP: 0 PB: 0 SB: 0 CS: 1 | PA: 37 | | | | | | | | |
| PITCHER | IP WLS BF H R ER SO BB IBB HBP BLK WP HR S P ERA WHIP | 5.0 1.2 8 2 1 1 3 1 0 0 0 0 1 20 29 5.40 1.800 | 7.1 1.0 3 0 0 0 0 0 0 0 0 0 7 8 0.00 0.000 | 8.1 1.1 4 0 0 0 2 0 0 0 0 0 10 18 0.00 0.000 | PITCHER | | | | | | | | | | IP WLS BF H R ER SO BB IBB HBP BLK WP HR S P ERA WHIP | | | | | | | | | | | | | | | |
| 43 Patrick Sandoval, L ERA: 3.89 | | | | | | | | | | | 5.0 | 1.2 | 8 | 2 | 1 | 1 | 3 | 1 | 0 | 0 | 0 | 0 | 1 | 20 | 29 | 5.40 | 1.800 | | | |
| 21 Mike Mayers, R ERA: 4.3 | | | | | | | | | | | 7.1 | 1.0 | 3 | 0 | 0 | 0 | 0 | 0 | 0 | 0 | 0 | 0 | 0 | 7 | 8 | 0.00 | 0.000 | | | |
| 35 Tony Watson, L ERA: 5.25 | | | | | | | | | | | 8.1 | 1.1 | 4 | 0 | 0 | 0 | 2 | 0 | 0 | 0 | 0 | 0 | 10 | 18 | 0.00 | 0.000 | | | | |

| Batter | 1 | 2 | 3 | 4 | 5 | 6 | 7 | 8 | 9 | AB | R | H | RBI | BB | SO | LOB | TOP | | | | |
|---|------------------------------|----------------------------------|------------------------------|----------------------------------|------------------------------|----------------------------------|------------------------------|---------------------------------|------------------------------|----------------------------------|-------------------------------|----------------------------------|------------------------------|----------------------------------|------------------------------|---------------------------------|----------------------------------|------------------------------------|----------------------------------|--------|--|
| 8 Brandon Lowe, L (1,4) OBP: 0.316, SLG: 0.426 2 Yandy Diaz, R (7,PH) OBP: 0.371, SLG: 0.300 | F8 | | FC4-6 BB | | HR | | FC6-4 1B | | L9 | 2 | 1 | 1 | 1 | 1 | 0 | 0 | | | | | |
| 26 Ji Man Choi, L (1,3) OBP: 0.385, SLG: 0.432 43 Mike Brosseau, R (7,PH) OBP: 0.262, SLG: 0.323 | F7 | | F7 | | G5-3 | | FC6-4 | | | 3 | 0 | 1 | 0 | 0 | 0 | 2 | | | | | |
| 5 Wander Franco, S (1,6) OBP: 0.290, SLG: 0.308 | FC4-6 1B | | FC4-6 | | G5-3 | | G4-3 | | | 4 | 0 | 1 | 0 | 0 | 0 | 4 | | | | | |
| 17 Austin Meadows, L (1,7) OBP: 0.328, SLG: 0.484 | F7 | | K | | | | | | F8 | 4 | 1 | 1 | 0 | 0 | 1 | 4 | | | | | |
| 18 Joey Wendle, L (1,5) OBP: 0.341, SLG: 0.457 | F7 | | | | G3 | | G4-3 | | K | 4 | 0 | 0 | 0 | 0 | 1 | 3 | | | | | |
| 39 Kevin Kiermaier, L (1,8) OBP: 0.286, SLG: 0.316 | | G1-3 | | | K | | | | G4-3 | 4 | 0 | 1 | 1 | 0 | 1 | 0 | | | | | |
| 10 Mike Zunino, R (1,2) OBP: 0.296, SLG: 0.549 | | K | | | K | | | | | 4 | 1 | 1 | 1 | 0 | 3 | 1 | | | | | |
| 35 Brett Phillips, L (1,9) OBP: 0.316, SLG: 0.317 36 Andrew Kittredge, R (7,1) 59 Jeffrey Springs, L (8,1) 13 Manuel Margot, R (9,PH) OBP: 0.291, SLG: 0.396 | | K | | | L7 | | FC6-4 2B | | F8 | 2 | 0 | 0 | 0 | 0 | 1 | 0 | | | | | |
| 14 Rich Hill, L (1,1) OBP: 0.333, SLG: 0.333 56 Randy Arozarena, R (7,PH) OBP: 0.343, SLG: 0.418 | | | | | G1-3 | | K | | L4 | 2 | 0 | 1 | 0 | 0 | 0 | 0 | | | | | |
| Inning Stats | R: 0 E: 0 K: 0 S: 8 | H: 2 LOB: 2 BB: 0 P: 12 | R: 0 E: 0 K: 2 S: 7 | H: 0 LOB: 0 BB: 0 P: 10 | R: 0 E: 1 K: 1 S: 8 | H: 1 LOB: 2 BB: 1 P: 16 | R: 0 E: 0 K: 2 S: 7 | H: 0 LOB: 0 BB: 0 P: 8 | R: 1 E: 0 K: 1 S: 9 | H: 1 LOB: 1 BB: 0 P: 14 | R: 0 E: 0 K: 1 S: 14 | H: 1 LOB: 2 BB: 1 P: 25 | R: 0 E: 0 K: 1 S: 8 | H: 0 LOB: 0 BB: 0 P: 13 | R: 1 E: 0 K: 0 S: 7 | H: 1 LOB: 0 BB: 0 P: 8 | 1B: 4 2B: 2 3B: 0 HR: 2 | SF: 0 SAC: 0 DP: 0 HBP: 0 | WP: 0 PB: 0 SB: 0 CS: 0 | PA: 37 | |
| PITCHER | IP | WLS | BF | H | R | ER | SO | BB | IBB | HBP | BLK | WP | HR | S | P | ERA | WHIP | | | | |
| 41 Joe Ross, R (1,1) ERA: 4.02 49 Sam Clay, L (7,1) ERA: 4.21 50 Austin Voth, R (8,1) ERA: 2.75 52 Brad Hand, L (9,1) ERA: 2.6 | 6.1 | W | 27 | 6 | 2 | 2 | 7 | 2 | 0 | 0 | 0 | 0 | 1 | 57 | 88 | 2.84 | 1.263 | | | | |

Tampa Bay Rays @ Washington Nationals
Nationals Park, Washington, DC
Tue Jun 29 2021, 7:07 PM - 9:40 PM EDT
Att. 17,117 - Clear - 92 F

| | |
|-----|----|
| AB | 35 |
| R | 3 |
| H | 8 |
| RBI | 3 |
| BB | 2 |
| SO | 8 |
| LOB | 17 |



| Batter | 1 | 2 | 3 | 4 | 5 | 6 | 7 | 8 | 9 | AB | R | H | RBI | BB | SO | LOB | BOTTOM | | | | |
|--|-------------------------------|----------------------------------|------------------------------|----------------------------------|------------------------------|----------------------------------|------------------------------|----------------------------------|------------------------------|---------------------------------|-------------------------------|----------------------------------|------------------------------|----------------------------------|------------------------------|----------------------------------|----------------------------------|------------------------------------|----------------------------------|--------|--|
| 12 Kyle Schwarber, L (1,7) OBP: 0.336, SLG: 0.576 7 Trea Turner, R (1,6) OBP: 0.355, SLG: 0.487 | HR | G4-5-3 | | | L8 | | | F8 | | 4 | 1 | 1 | 1 | 0 | 0 | 1 | | | | | |
| 22 Juan Soto, L (1,9) OBP: 0.394, SLG: 0.437 11 Ryan Zimmerman, R (1,3) OBP: 0.297, SLG: 0.511 | 2B | F7 | | | L9 | | | L7 | | 4 | 1 | 1 | 0 | 0 | 0 | 0 | | | | | |
| 10 Yan Gomes, R (1,2) OBP: 0.301, SLG: 0.418 5 Josh Harrison, R (1,4) OBP: 0.346, SLG: 0.371 | HR | | | | K | | | K | | 4 | 1 | 1 | 2 | 0 | 2 | 0 | | | | | |
| 13 Starlin Castro, R (1,5) OBP: 0.300, SLG: 0.330 16 Victor Robles, R (1,8) OBP: 0.344, SLG: 0.321 | HR | | | | P6 | | | | | 3 | 0 | 1 | 0 | 0 | 1 | 0 | | | | | |
| 41 Joe Ross, R (1,1) OBP: 0.320, SLG: 0.292 49 Sam Clay, L (7,1) 88 Gerardo Parra, L (7,PH) OBP: 0.333, SLG: 0.615 50 Austin Voth, R (8,1) OBP: 0.667, SLG: 0.500 52 Brad Hand, L (9,1) | F7 | | | | K | | | | | 3 | 0 | 1 | 0 | 0 | 1 | 0 | | | | | |
| Inning Stats | R: 3 E: 0 K: 0 S: 15 | H: 5 LOB: 2 BB: 0 P: 22 | R: 1 E: 0 K: 0 S: 7 | H: 1 LOB: 0 BB: 1 P: 14 | R: 0 E: 0 K: 1 S: 9 | H: 1 LOB: 1 BB: 0 P: 11 | R: 0 E: 0 K: 0 S: 9 | H: 0 LOB: 0 BB: 0 P: 13 | R: 0 E: 0 K: 1 S: 6 | H: 0 LOB: 0 BB: 0 P: 7 | R: 0 E: 0 K: 0 S: 10 | H: 1 LOB: 0 BB: 0 P: 15 | R: 0 E: 0 K: 1 S: 9 | H: 0 LOB: 0 BB: 0 P: 12 | R: 0 E: 0 K: 1 S: 9 | H: 0 LOB: 0 BB: 0 P: 14 | 1B: 2 2B: 3 3B: 0 HR: 3 | SF: 0 SAC: 0 DP: 2 HBP: 0 | WP: 0 PB: 0 SB: 0 CS: 0 | PA: 30 | |
| PITCHER | IP | WLS | BF | H | R | ER | SO | BB | IBB | HBP | BLK | WP | HR | S | P | ERA | WHIP | | | | |
| 14 Rich Hill, L (1,1) ERA: 3.7 36 Andrew Kittredge, R (7,1) ERA: 1.64 59 Jeffrey Springs, L (8,1) ERA: 3.15 | 6.0 | L | 24 | 4 | 4 | 4 | 2 | 1 | 0 | 0 | 0 | 0 | 3 | 56 | 82 | 6.00 | 1.500 | | | | |

Tampa Bay Rays @ Washington Nationals
Nationals Park, Washington, DC
Tue Jun 29 2021, 7:07 PM - 9:40 PM EDT
Att. 17,117 - Clear - 92 F

| | |
|-----|----|
| AB | 29 |
| R | 4 |
| H | 8 |
| RBI | 4 |
| BB | 1 |
| SO | 4 |
| LOB | 4 |



| Batter | 1 | 2 | 3 | 4 | 5 | 6 | 7 | 8 | 9 | AB | R | H | RBI | BB | SO | LOB | TOP | | | | | | | | | | | | | | | | | | | |
|---|--|--|---------------------------------------|--|---------------------------------------|--|---------------------------------------|--|--------------------------------------|--|--|--|---------------------------------------|--|---------------------------------------|--|---------------------------------------|--|----------------------------------|---|-----------------------------------|--------------------------------|-------------------------------------|-------------------------------------|----------------------------------|-------------------------|---------------------------|----------------|---|-----------------------------------|--------------------------------|-------------------------------------|-------------------------------------|---------------------------------|------------------------|--------------------------|
| 13 Manuel Margot, R OBP: 0.297, SLG: 0.398 | | | | | | | | | | 4 | 2 | 2 | 0 | 1 | 0 | 1 | | | | | | | | | | | | | | | | | | | | |
| 56 Randy Arozarena, R OBP: 0.340, SLG: 0.419 | | | | | | | | | | 4 | 0 | 1 | 2 | 0 | 0 | 5 | | | | | | | | | | | | | | | | | | | | |
| 5 Wander Franco, S OBP: 0.306, SLG: 0.323 | | | | | | | | | | 5 | 1 | 2 | 1 | 0 | 1 | 1 | | | | | | | | | | | | | | | | | | | | |
| 2 Yandy Diaz, R OBP: 0.368, SLG: 0.310 | | | | | | | | | | 5 | 1 | 1 | 1 | 0 | 2 | 3 | | | | | | | | | | | | | | | | | | | | |
| 26 Ji Man Choi, L OBP: 0.370, SLG: 0.413 | | | | | | | | | | 4 | 0 | 0 | 0 | 0 | 1 | 1 | | | | | | | | | | | | | | | | | | | | |
| 10 Mike Zunino, R OBP: 0.296, SLG: 0.563 | | | | | | | | | | 3 | 1 | 1 | 2 | 0 | 0 | 0 | | | | | | | | | | | | | | | | | | | | |
| 28 Francisco Mejia, S OBP: 0.309, SLG: 0.365 | | | | | | | | | | 1 | 0 | 1 | 0 | 0 | 0 | 0 | | | | | | | | | | | | | | | | | | | | |
| 39 Kevin Kiermaier, L OBP: 0.282, SLG: 0.309 | | | | | | | | | | 4 | 0 | 0 | 0 | 0 | 2 | 1 | | | | | | | | | | | | | | | | | | | | |
| 43 Mike Brosseau, R OBP: 0.268, SLG: 0.324 | | | | | | | | | | 3 | 1 | 1 | 0 | 1 | 1 | 0 | | | | | | | | | | | | | | | | | | | | |
| 47 Drew Rasmussen, R ERA: 3.97 | | | | | | | | | | 1 | 0 | 0 | 0 | 0 | 0 | 0 | | | | | | | | | | | | | | | | | | | | |
| Inning Stats | R: 2 H: 2 E: 0 K: 1 S: 13 | WLS: 2 BF: 24 LOB: 0 BB: 0 P: 21 | R: 0 H: 2 E: 0 K: 1 S: 10 | H: 2 R: 5 LOB: 3 BB: 1 P: 20 | R: 2 H: 2 E: 0 K: 0 S: 10 | H: 2 R: 5 LOB: 0 BB: 0 P: 18 | R: 1 H: 1 E: 0 K: 0 S: 12 | H: 1 R: 5 LOB: 1 BB: 1 P: 22 | R: 0 H: 0 E: 0 K: 2 S: 9 | H: 0 R: 0 LOB: 0 BB: 0 P: 15 | R: 0 H: 0 E: 0 K: 1 S: 9 | H: 0 R: 0 LOB: 0 BB: 0 P: 13 | R: 0 H: 0 E: 0 K: 1 S: 10 | H: 0 R: 0 LOB: 0 BB: 0 P: 14 | R: 0 H: 1 E: 0 K: 1 S: 11 | H: 1 R: 4 LOB: 1 BB: 0 P: 13 | R: 1 H: 2 E: 1 K: 1 S: 17 | H: 2 R: 5 LOB: 2 BB: 1 P: 29 | 1B: 7 2B: 1 3B: 0 HR: 2 | SF: 1 DP: 0 HBP: 0 | WP: 0 PA: 40 FB: 0 CS: 3 | | | | | | | | | | | | | | | |
| PITCHER | IP: 5.0 WLS: W BF: 24 ERA: 5.34 | WLS: H BF: 6 LOB: 0 P: 3 | H: 7 R: 5 ER: 5 SO: 3 | R: 0 H: 0 ER: 0 SO: 3 | BB: 2 IBB: 0 HBP: 0 BLK: 0 | BB: 0 IBB: 0 HBP: 0 BLK: 0 | WP: 0 HR: 2 S: 54 P: 96 | HR: 2 S: 54 P: 96 | ERA: 9.00 WHIP: 1.800 | PITCHER | IP: 2.0 WLS: H BF: 6 ERA: 1.0 | WLS: 4 BF: 1 LOB: 0 P: 1 | H: 1 R: 0 ER: 0 SO: 1 | BB: 0 IBB: 0 HBP: 0 BLK: 0 | BB: 0 IBB: 0 HBP: 0 BLK: 0 | WP: 0 HR: 19 S: 27 P: 13 | HR: 19 S: 27 P: 13 | ERA: 0.00 WHIP: 0.000 | PITCHER | IP: 0.1 WLS: 3 BF: 1 ERA: 27.0 | WLS: 1 BF: 1 LOB: 1 P: 1 | H: 1 R: 1 ER: 1 SO: 1 | BB: 1 IBB: 0 HBP: 0 BLK: 0 | BB: 1 IBB: 0 HBP: 0 BLK: 0 | WP: 0 HR: 9 S: 16 P: 16 | HR: 9 S: 16 P: 16 | ERA: 27.00 WHIP: 6.000 | PITCHER | IP: 0.2 WLS: 3 BF: 1 ERA: 3.79 | WLS: 1 BF: 0 LOB: 0 P: 0 | H: 0 R: 0 ER: 0 SO: 0 | BB: 0 IBB: 0 HBP: 0 BLK: 0 | BB: 0 IBB: 0 HBP: 0 BLK: 0 | WP: 0 HR: 0 S: 8 P: 13 | HR: 0 S: 8 P: 13 | ERA: 0.00 WHIP: 1.500 |

Tampa Bay Rays @ Washington Nationals
Nationals Park, Washington, DC
Wed Jun 30 2021, 4:09 PM - 7:45 PM EDT
Att: 15,552 - Partly Cloudy - 95 F

AB 36
R 6
H 10
RBI 6
BB 3
SO 8
LOB 13



| Batter | 1 | 2 | 3 | 4 | 5 | 6 | 7 | 8 | 9 | AB | R | H | RBI | BB | SO | LOB | BOTTOM | | | | | | | | | |
|--|--|--|--------------------------------------|---|---------------------------------------|--|---------------------------------------|--|---------------------------------------|--|---------------------------------------|--|---------------------------------------|--|---------------------------------------|--|-----------------------------------|--------------------------|--|-----------------------------------|--------------------------------|-------------------------------------|-------------------------------------|--------------------------------|-----------------------|--------------------------|
| 12 Kyle Schwarber, L OBP: 0.336, SLG: 0.567 | | | | | | | | | | 4 | 1 | 0 | 0 | 1 | 3 | 1 | | | | | | | | | | |
| 7 Trea Turner, R OBP: 0.367, SLG: 0.513 | | | | | | | | | | 4 | 4 | 4 | 1 | 0 | 0 | 0 | | | | | | | | | | |
| 11 Ryan Zimmerman, R, PH OBP: 0.295, SLG: 0.507 | | | | | | | | | | 1 | 0 | 0 | 0 | 0 | 1 | 1 | | | | | | | | | | |
| 33 Ryne Harper, R ERA: 1.0 | | | | | | | | | | 0 | 0 | 0 | 0 | 0 | 0 | 0 | | | | | | | | | | |
| 16 Victor Robles, R OBP: 0.342, SLG: 0.321 | | | | | | | | | | 0 | 0 | 0 | 1 | 0 | 0 | 0 | | | | | | | | | | |
| 22 Juan Soto, L OBP: 0.400, SLG: 0.441 | | | | | | | | | | 5 | 3 | 3 | 2 | 1 | 0 | 3 | | | | | | | | | | |
| 63 Kyle Lobstein, L ERA: 27.0 | | | | | | | | | | 0 | 0 | 0 | 0 | 0 | 0 | 0 | | | | | | | | | | |
| 61 Kyle McGowin, R ERA: 3.79 | | | | | | | | | | 0 | 0 | 0 | 0 | 0 | 0 | 0 | | | | | | | | | | |
| 19 Josh Bell, S OBP: 0.300, SLG: 0.441 | | | | | | | | | | 3 | 2 | 2 | 3 | 2 | 0 | 1 | | | | | | | | | | |
| 10 Yan Gomes, R OBP: 0.308, SLG: 0.420 | | | | | | | | | | 4 | 1 | 2 | 1 | 1 | 1 | 2 | | | | | | | | | | |
| 13 Starlin Castro, R OBP: 0.305, SLG: 0.343 | | | | | | | | | | 5 | 3 | 3 | 2 | 1 | 0 | 3 | | | | | | | | | | |
| 88 Gerardo Parra, L OBP: 0.300, SLG: 0.500 | | | | | | | | | | 4 | 2 | 2 | 4 | 1 | 0 | 3 | | | | | | | | | | |
| 27 Jordy Mercer, R OBP: 0.299, SLG: 0.365 | | | | | | | | | | 5 | 0 | 1 | 0 | 0 | 2 | 4 | | | | | | | | | | |
| 34 Jon Lester, L OBP: 0.100, SLG: 0.100 | | | | | | | | | | 3 | 0 | 0 | 0 | 0 | 1 | 0 | | | | | | | | | | |
| 57 Andrés Machado, R ERA: 1.52 | | | | | | | | | | 0 | 0 | 0 | 0 | 0 | 0 | 0 | | | | | | | | | | |
| 5 Josh Harrison, R OBP: 0.351, SLG: 0.381 | | | | | | | | | | 2 | 0 | 2 | 2 | 0 | 0 | 0 | | | | | | | | | | |
| Inning Stats | R: 2 H: 2 E: 0 K: 1 S: 11 | WLS: 2 BF: 24 LOB: 1 BB: 1 P: 20 | R: 0 H: 0 E: 0 K: 1 S: 6 | H: 0 R: 4 LOB: 0 BB: 0 P: 6 | R: 4 H: 5 E: 0 K: 2 S: 21 | H: 5 R: 2 LOB: 2 BB: 0 P: 29 | R: 1 H: 2 E: 0 K: 1 S: 16 | H: 2 R: 5 LOB: 3 BB: 2 P: 29 | R: 1 H: 1 E: 0 K: 2 S: 12 | H: 1 R: 0 LOB: 0 BB: 0 P: 14 | R: 3 H: 4 E: 0 K: 2 S: 16 | H: 4 R: 1 LOB: 1 BB: 0 P: 27 | R: 0 H: 1 E: 0 K: 1 S: 10 | H: 1 R: 4 LOB: 1 BB: 3 P: 13 | R: 4 H: 3 E: 0 K: 1 S: 21 | H: 3 R: 4 LOB: 2 BB: 3 P: 41 | 1B: 12 2B: 2 3B: 1 HR: 3 | SF: 1 DP: 1 HBP: 1 | WP: 2 PA: 48 FB: 0 CS: 0 | | | | | | | |
| PITCHER | IP: 2.0 WLS: L BF: 5 ERA: 12.27 | WLS: 8 BF: 3 LOB: 0 P: 2 | H: 2 R: 2 ER: 2 SO: 2 | BB: 1 IBB: 0 HBP: 0 BLK: 0 | BB: 0 IBB: 0 HBP: 0 BLK: 0 | WP: 0 HR: 11 S: 18 P: 18 | HR: 11 S: 18 P: 18 | ERA: 108.00 WHIP: 9.000 | PITCHER | IP: 0.1 WLS: 3 BF: 1 ERA: 4.09 | WLS: 4 BF: 1 LOB: 1 P: 1 | H: 4 R: 4 ER: 4 SO: 4 | BB: 3 IBB: 0 HBP: 0 BLK: 0 | BB: 3 IBB: 0 HBP: 0 BLK: 0 | WP: 0 HR: 0 S: 15 P: 32 | HR: 0 S: 15 P: 32 | ERA: 108.00 WHIP: 18.000 | PITCHER | IP: 0.2 WLS: 2 BF: 0 ERA: 3.3 | WLS: 0 BF: 0 LOB: 0 P: 0 | H: 0 R: 0 ER: 0 SO: 0 | BB: 0 IBB: 0 HBP: 0 BLK: 0 | BB: 0 IBB: 0 HBP: 0 BLK: 0 | WP: 0 HR: 0 S: 6 P: 9 | HR: 0 S: 6 P: 9 | ERA: 0.00 WHIP: 0.000 |

Tampa Bay Rays @ Washington Nationals
Nationals Park, Washington, DC
Wed Jun 30 2021, 4:09 PM - 7:45 PM EDT
Att: 15,552 - Partly Cloudy - 95 F

AB 40
R 15
H 18
RBI 15
BB 6
SO 11
LOB 18



| Batter | 1 | 2 | 3 | 4 | 5 | 6 | 7 | 8 | 9 | AB | R | H | RBI | BB | SO | LOB | TOP | | | |
|---|---|----------------------------------|------------------------------|----------------------------------|-------------------------------|----------------------------------|------------------------------|----------------------------------|-------------------------------|----------------------------------|-------------------------------|----------------------------------|-------------------------------|----------------------------------|------------------------------|--|---|------------------------------------|----------------------------------|--------|
| 8 Brandon Lowe, L (1,4) OBP: 0.315, SLG: 0.427 | G6-3 | | F5 | | | K | | | | 4 | 0 | 1 | 1 | 0 | 1 | 1 | Tampa Bay Rays @ Toronto Blue Jays Sahlen Field, Buffalo, NY Fri Jul 02 2021, 7:10 PM - 10:09 PM EDT Att: 10,011 - Partly Cloudy - 66 F | | | |
| 26 Ji Man Choi, L (1,3) OBP: 0.366, SLG: 0.400 | 5 BLK BB | | | F8 | | F9 | | | | 3 | 0 | 0 | 0 | 1 | 2 | | | | | |
| 5 Wander Franco, S (1,6) OBP: 0.300, SLG: 0.314 | K | | | G6-3 | | | | G4-3 | | 4 | 0 | 1 | 0 | 0 | 2 | | | | | |
| 17 Austin Meadows, L (1,10) OBP: 0.326, SLG: 0.478 | K | | | G4-3 | | | | | | 4 | 0 | 0 | 0 | 0 | 2 | | | | | |
| 56 Randy Arozarena, R (1,7) OBP: 0.336, SLG: 0.414 | K | | | | | K | | F9 | | 4 | 0 | 0 | 0 | 0 | 2 | | | | | |
| 18 Joey Wendle, L (1,5) OBP: 0.340, SLG: 0.453 | K | | | | | K | | | | 4 | 0 | 1 | 0 | 0 | 2 | | | | | |
| 13 Manuel Margot, R (1,9) OBP: 0.293, SLG: 0.393 | K | | | | | | | | | 3 | 0 | 0 | 0 | 0 | 2 | | | | | |
| 39 Kevin Kiermaier, L (1,8) OBP: 0.277, SLG: 0.303 | | | | | | | | | | 3 | 0 | 0 | 0 | 0 | 2 | | | | | |
| 28 Francisco Mejia, S (1,2) OBP: 0.317, SLG: 0.388 | K | | | | | | | | | 3 | 1 | 2 | 0 | 0 | 1 | | | | | |
| | | | | | | | | | | | | | | | | AB 32 R 1 H 5 RBI 1 BB 1 SO 12 LOB 10 | | | | |
| Inning Stats | R: 0 E: 0 K: 2 S: 11 | H: 0 LOB: 1 BB: 1 P: 19 | R: 0 E: 0 K: 3 S: 9 | H: 0 LOB: 0 BB: 0 P: 11 | R: 0 E: 0 K: 2 S: 11 | H: 0 LOB: 0 BB: 0 P: 17 | R: 0 E: 0 K: 0 S: 6 | H: 0 LOB: 0 BB: 0 P: 10 | R: 0 E: 0 K: 2 S: 10 | H: 1 LOB: 1 BB: 0 P: 13 | R: 0 E: 0 K: 0 S: 16 | H: 2 LOB: 2 BB: 0 P: 22 | R: 1 E: 0 K: 2 S: 12 | H: 2 LOB: 1 BB: 0 P: 16 | R: 0 E: 0 K: 0 S: 7 | H: 0 LOB: 0 BB: 0 P: 14 | 1B: 2 2B: 3 3B: 0 HR: 0 | SF: 0 SAC: 0 DP: 0 HBP: 0 | WP: 0 PB: 0 SB: 0 CS: 0 | PA: 33 |
| PITCHER | IP WLS BF H R ER SO BB IBB HBP BLK WP HR S P ERA WHIP | | | | | | | | | | | | | | | | | | | |
| 6 Alek Manoah, R (1,1) ERA: 2.7 | 7.0 W 25 3 0 0 10 1 0 0 0 0 0 0 0 0 0 0 0.00 0.571 | | | | | | | | | | | | | | | | | | | |
| 63 Anthony Castro, R (8,1) ERA: 4.74 | 1.0 5 2 1 1 2 0 0 0 0 0 0 0 12 16 9.00 2.000 | | | | | | | | | | | | | | | | | | | |
| 51 Nick Allgeyer, L (9,1) ERA: | 1.0 3 0 0 0 0 0 0 0 0 0 0 0 7 14 0.00 0.000 | | | | | | | | | | | | | | | | | | | |

| Batter | 1 | 2 | 3 | 4 | 5 | 6 | 7 | 8 | 9 | AB | R | H | RBI | BB | SO | LOB | BOTTOM | | | |
|---|---|----------------------------------|-------------------------------|----------------------------------|------------------------------|----------------------------------|------------------------------|----------------------------------|------------------------------|----------------------------------|-------------------------------|----------------------------------|-------------------------------|----------------------------------|-------------------------------|----------------------------------|---|------------------------------------|----------------------------------|--------|
| 10 Marcus Semien, R (1,4) OBP: 0.397, SLG: 0.555 | L8 | FC6-4 27 1B | | G1-3 | | | | | | 5 | 3 | 2 | 2 | 0 | 0 | 1 | Tampa Bay Rays @ Toronto Blue Jays Sahlen Field, Buffalo, NY Fri Jul 02 2021, 7:10 PM - 10:09 PM EDT Att: 10,011 - Partly Cloudy - 66 F | | | |
| 11 Bo Bichette, R (1,6) OBP: 0.339, SLG: 0.483 | 4 HR 1B | K | | | | K | | | | 4 | 2 | 2 | 0 | 1 | 2 | 1 | | | | |
| 27 Vladimir Guerrero Jr., R (1,3) OBP: 0.442, SLG: 0.676 | P4 | | | | | F8 | | | | 4 | 1 | 2 | 3 | 1 | 0 | 1 | | | | |
| 4 George Springer, R (1,10) OBP: 0.375, SLG: 0.522 | | | | | | | | | | 3 | 1 | 1 | 2 | 1 | 0 | 1 | | | | |
| 5 Santiago Espinal, R (7,PR) OBP: 0.348, SLG: 0.384 | | | | | | F9 | | | | 1 | 0 | 1 | 1 | 0 | 0 | 0 | | | | |
| 37 Teoscar Hernández, R (1,9) OBP: 0.341, SLG: 0.486 | K | | | | | | | | | 5 | 1 | 1 | 0 | 0 | 2 | 4 | | | | |
| 8 Cavan Biggio, L (1,5) OBP: 0.345, SLG: 0.383 | | | | | | | | | | 3 | 1 | 1 | 0 | 1 | 1 | 1 | | | | |
| 15 Randal Grichuk, R (1,8) OBP: 0.291, SLG: 0.456 | | | | | | | | | | 4 | 1 | 0 | 0 | 0 | 2 | 4 | | | | |
| 13 Lourdes Gurriel Jr., R (1,7) OBP: 0.282, SLG: 0.422 | | | | | | | | | | 3 | 1 | 1 | 1 | 0 | 1 | 1 | | | | |
| 3 Jonathan Davis, R (8,PH) OBP: 0.286, SLG: 0.203 | | | | | | | | | | 1 | 0 | 0 | 0 | 0 | 0 | 0 | | | | |
| 7 Reese McGuire, L (1,2) OBP: 0.350, SLG: 0.406 | | | | | | | | | | 4 | 0 | 1 | 1 | 0 | 1 | 1 | | | | |
| Inning Stats | R: 2 E: 0 K: 1 S: 12 | H: 2 LOB: 0 BB: 0 P: 16 | R: 4 E: 1 K: 1 S: 19 | H: 3 LOB: 1 BB: 1 P: 30 | R: 0 E: 0 K: 1 S: 7 | H: 0 LOB: 0 BB: 0 P: 10 | R: 0 E: 0 K: 0 S: 7 | H: 0 LOB: 0 BB: 0 P: 12 | R: 0 E: 0 K: 1 S: 9 | H: 0 LOB: 0 BB: 0 P: 12 | R: 1 E: 0 K: 3 S: 18 | H: 2 LOB: 1 BB: 0 P: 28 | R: 3 E: 0 K: 2 S: 19 | H: 3 LOB: 1 BB: 1 P: 35 | R: 1 E: 0 K: 0 S: 11 | H: 2 LOB: 3 BB: 2 P: 23 | 1B: 8 2B: 1 3B: 0 HR: 3 | SF: 0 SAC: 0 DP: 0 HBP: 0 | WP: 2 PB: 1 SB: 0 CS: 0 | PA: 41 |
| PITCHER | IP WLS BF H R ER SO BB IBB HBP BLK WP HR S P ERA WHIP | | | | | | | | | | | | | | | | | | | |
| 61 Luis Patiño, R (1,1) ERA: 4.87 | 5.1 L 25 7 3 3 3 1 0 0 0 0 1 2 20 39 27.00 4.000 | | | | | | | | | | | | | | | | | | | |
| 59 Jeffrey Springs, L (6,1) ERA: 3.92 | 1.0 7 3 3 3 3 1 0 0 0 0 0 0 7 10 0.00 0.000 | | | | | | | | | | | | | | | | | | | |
| 37 Matt Wisler, R (7,1) ERA: 4.45 | 0.2 2 0 0 0 1 0 0 0 0 0 0 0 7 10 0.00 0.000 | | | | | | | | | | | | | | | | | | | |
| 35 Brett Phillips, R (8,1) ERA: 9.0 | 1.0 7 2 1 1 0 2 0 0 0 1 0 0 11 23 9.00 4.000 | | | | | | | | | | | | | | | | | | | |

| Batter | 1 | 2 | 3 | 4 | 5 | 6 | 7 | 8 | 9 | AB | R | H | RBI | BB | SO | LOB | TOP | | | | | | | | | | |
|---|------------------------------|----------------------------------|-------------------------------|----------------------------------|-------------------------------|----------------------------------|-------------------------------|----------------------------------|------------------------------|----------------------------------|-------------------------------|----------------------------------|-------------------------------|----------------------------------|------------------------------|----------------------------------|---|----------------------------------|------------------------------------|----------------------------------|--------|--|--|--|--|--|--|
| 8 Brandon Lowe, L (1,4) OBP: 0.312, SLG: 0.422 43 Mike Brosseau, R (8,PH) OBP: 0.265, SLG: 0.319 | G6-3 | | K | | F8 | | | K | L8 | 3 | 0 | 0 | 0 | 0 | 1 | 1 | Tampa Bay Rays @ Toronto Blue Jays Sahlen Field, Buffalo, NY Sat Jul 03 2021, 3:08 PM - 5:53 PM EDT Att: 9,189 - Sunny - 73 F | | | | | | | | | | |
| 13 Manuel Margot, R (1,9) OBP: 0.293, SLG: 0.402 | L4 | | | HR | | G6-3 | | G6-3 | | 4 | 1 | 1 | 1 | 0 | 0 | | | | | | | | | | | | |
| 5 Wander Franco, S (1,6) OBP: 0.295, SLG: 0.308 | F8 | | | K | | P5 | | 1B | | 4 | 0 | 1 | 0 | 0 | 1 | 0 | | | | | | | | | | | |
| 26 Ji Man Choi, L (1,10) OBP: 0.383, SLG: 0.406 6 Taylor Walls, S (8,PH) OBP: 0.233, SLG: 0.329 | 56 G5-3 | | 56 FC5-4 | BB | | BB | | K | | 1 | 0 | 1 | 0 | 2 | 0 | 0 | | | | | | | | | | | |
| 56 Randy Arozarena, R (1,7) OBP: 0.335, SLG: 0.409 | G5-3 | | FC5-4 | | | F7 | | BB | | 3 | 1 | 0 | 0 | 1 | 0 | 3 | | | | | | | | | | | |
| 2 Yandy Diaz, R (1,3) OBP: 0.366, SLG: 0.307 | F7 | | F9 | | | | | G5-3 | | 3 | 1 | 0 | 0 | 1 | 0 | 2 | | | | | | | | | | | |
| 18 Joey Wendle, L (1,5) OBP: 0.338, SLG: 0.454 | | | K | | L8 | | | 2B | | 4 | 0 | 1 | 0 | 0 | 1 | 3 | | | | | | | | | | | |
| 10 Mike Zunino, R (1,2) OBP: 0.290, SLG: 0.550 | | | K | | K | | | G5-3 | | 4 | 0 | 0 | 0 | 0 | 2 | 3 | | | | | | | | | | | |
| 39 Kevin Kiermaier, L (1,8) OBP: 0.282, SLG: 0.304 | | | G5-3 | | | | | K | | 3 | 0 | 1 | 2 | 1 | 1 | 1 | | | | | | | | | | | |
| Inning Stats | R: 0 E: 0 K: 0 S: 8 | H: 0 LOB: 0 BB: 0 P: 11 | R: 0 E: 0 K: 1 S: 10 | H: 1 LOB: 1 BB: 0 P: 18 | R: 0 E: 0 K: 2 S: 11 | H: 0 LOB: 0 BB: 0 P: 15 | R: 1 E: 0 K: 1 S: 15 | H: 1 LOB: 1 BB: 1 P: 26 | R: 0 E: 0 K: 0 S: 7 | H: 0 LOB: 1 BB: 1 P: 13 | R: 0 E: 0 K: 1 S: 15 | H: 1 LOB: 1 BB: 0 P: 18 | R: 0 E: 0 K: 2 S: 12 | H: 1 LOB: 1 BB: 0 P: 17 | R: 2 E: 0 K: 0 S: 8 | H: 1 LOB: 2 BB: 2 P: 18 | | 1B: 3 2B: 1 3B: 0 HR: 1 | SF: 0 SAC: 0 DP: 0 HBP: 0 | WP: 0 PB: 0 SB: 0 CS: 0 | PA: 37 | | | | | | |
| PITCHER | IP | WLS | BF | H | R | ER | SO | BB | IBB | HBP | BLK | WP | HR | S | P | ERA | WHIP | | | | | | | | | | |
| 48 Ross Stripling, R (1,1) ERA: 4.06 | 5.2 | | 22 | 2 | 1 | 1 | 5 | 3 | 0 | 0 | 0 | 0 | 1 | 56 | 97 | 1.59 | 0.882 | | | | | | | | | | |
| 90 Adam Cimber, R (6,1) ERA: 2.7 | 1.0 | W | 4 | 1 | 0 | 0 | 0 | 0 | 0 | 0 | 0 | 0 | 0 | 15 | 18 | 0.00 | 1.000 | | | | | | | | | | |
| 58 Tim Mayza, L (7,1) ERA: 4.5 | 1.1 | | 5 | 1 | 0 | 0 | 3 | 0 | 0 | 0 | 0 | 0 | 0 | 15 | 21 | 0.00 | 0.750 | | | | | | | | | | |
| 68 Jordan Romano, R (9,1) ERA: 1.76 | 1.0 | | 6 | 1 | 2 | 2 | 0 | 2 | 0 | 0 | 0 | 0 | 0 | 8 | 18 | 18.00 | 3.000 | | | | | | | | | | |

| Batter | 1 | 2 | 3 | 4 | 5 | 6 | 7 | 8 | 9 | AB | R | H | RBI | BB | SO | LOB | BOTTOM | | | | | | | | | | |
|--|------------------------------|----------------------------------|-------------------------------|----------------------------------|------------------------------|----------------------------------|------------------------------|----------------------------------|------------------------------|----------------------------------|-------------------------------|----------------------------------|-------------------------------|----------------------------------|------------------------------|---------------------------------|---|----------------------------------|------------------------------------|----------------------------------|--------|--|--|--|--|--|--|
| 10 Marcus Semien, R (1,6) OBP: 0.353, SLG: 0.548 | K | | F9 | | G6-3 | | | K | | 4 | 0 | 0 | 0 | 0 | 2 | 0 | Tampa Bay Rays @ Toronto Blue Jays Sahlen Field, Buffalo, NY Sat Jul 03 2021, 3:08 PM - 5:53 PM EDT Att: 9,189 - Sunny - 73 F | | | | | | | | | | |
| 11 Bo Bichette, R (1,10) OBP: 0.338, SLG: 0.479 | G6-3 | | BB | | | F9 | P4 | | | 3 | 0 | 0 | 0 | 1 | 0 | 0 | | | | | | | | | | | |
| 27 Vladimir Guerrero Jr., R (1,3) OBP: 0.440, SLG: 0.673 | G5-3 | | L8 | | | 37 1B | F8 | | | 4 | 1 | 1 | 0 | 0 | 0 | 1 | | | | | | | | | | | |
| 4 George Springer, R (1,8) OBP: 0.383, SLG: 0.571 | HR | | K | | | 13 8 1B | | P2 | | 3 | 2 | 1 | 1 | 1 | 1 | 1 | | | | | | | | | | | |
| 37 Teoscar Hernández, R (1,9) OBP: 0.340, SLG: 0.482 | E4 | | K | | | 13 8 1B | | G6-3 | | 4 | 1 | 1 | 0 | 0 | 1 | 0 | | | | | | | | | | | |
| 13 Lourdes Gurriel Jr., R (1,7) OBP: 0.278, SLG: 0.416 3 Jonathan Davis, R (9,8) OBP: 0.286, SLG: 0.203 | FC5-4 | | 5 1B | | K | | FC5 | | | 4 | 0 | 0 | 0 | 0 | 1 | 3 | | | | | | | | | | | |
| 8 Cavan Biggio, L (1,4) OBP: 0.345, SLG: 0.382 | K | | | | G4-3 | | 5 HR | | | 3 | 1 | 1 | 2 | 0 | 1 | 1 | | | | | | | | | | | |
| 5 Santiago Espinal, R (1,5) OBP: 0.355, SLG: 0.402 | 1B | | | | G3 | | HR | | | 3 | 1 | 2 | 2 | 0 | 0 | 0 | | | | | | | | | | | |
| 7 Reese McGuire, L (1,2) OBP: 0.340, SLG: 0.394 | G4-3 | | | | F9 | | K | | | 3 | 0 | 0 | 0 | 0 | 1 | 2 | | | | | | | | | | | |
| Inning Stats | R: 0 E: 0 K: 1 S: 7 | H: 0 LOB: 0 BB: 0 P: 13 | R: 1 E: 1 K: 1 S: 12 | H: 2 LOB: 2 BB: 0 P: 17 | R: 0 E: 0 K: 1 S: 7 | H: 0 LOB: 1 BB: 1 P: 11 | R: 0 E: 0 K: 2 S: 8 | H: 0 LOB: 0 BB: 0 P: 10 | R: 0 E: 0 K: 0 S: 6 | H: 0 LOB: 0 BB: 0 P: 10 | R: 5 E: 1 K: 1 S: 16 | H: 4 LOB: 0 BB: 1 P: 31 | R: 0 E: 0 K: 1 S: 11 | H: 0 LOB: 0 BB: 0 P: 15 | R: 0 E: 0 K: 0 S: 7 | H: 0 LOB: 0 BB: 0 P: 8 | | 1B: 3 2B: 1 3B: 0 HR: 2 | SF: 0 SAC: 0 DP: 0 HBP: 0 | WP: 0 PB: 0 SB: 0 CS: 2 | PA: 33 | | | | | | |
| PITCHER | IP | WLS | BF | H | R | ER | SO | BB | IBB | HBP | BLK | WP | HR | S | P | ERA | WHIP | | | | | | | | | | |
| 62 Shane Bieber, L (1,1) ERA: 4.18 | 5.1 | L | 22 | 3 | 3 | 3 | 5 | 2 | 0 | 0 | 0 | 0 | 1 | 44 | 71 | 5.06 | 0.938 | | | | | | | | | | |
| 37 Matt Wieler, R (6,1) ERA: 4.34 | 0.2 | | 5 | 3 | 3 | 0 | 1 | 0 | 0 | 0 | 0 | 0 | 1 | 12 | 21 | 0.00 | 4.500 | | | | | | | | | | |
| 29 Pete Fairbanks, R (7,1) ERA: 3.91 | 1.0 | | 3 | 0 | 0 | 0 | 1 | 0 | 0 | 0 | 0 | 0 | 0 | 11 | 15 | 0.00 | 0.000 | | | | | | | | | | |
| 34 J.P. Feyerherzen, R (8,1) ERA: 1.95 | 1.0 | | 3 | 0 | 0 | 0 | 0 | 0 | 0 | 0 | 0 | 0 | 0 | 7 | 8 | 0.00 | 0.000 | | | | | | | | | | |

| Batter | 1 | 2 | 3 | 4 | 5 | 6 | 7 | 8 | 9 | AB R H RBI BB SO LOB | TOP | | | | | | | | | | | |
|--|---|----------------------------------|-------------------------------|----------------------------------|------------------------------|----------------------------------|------------------------------|----------------------------------|------------------------------|----------------------------------|---|---|----------------------------------|-------------------------------|----------------------------------|------------------------------|----------------------------------|-------------------------------|----------------------------------|----------------------------------|------------------------------------|----------------------------------|
| 13 Manuel Margot, R OBP: 0.288, SLG: 0.395 | G5-3 | | G1-3 | | P3 | | | K | G5-3 | 5 0 0 0 0 1 2 | Tampa Bay Rays @ Toronto Blue Jays Sahlen Field, Buffalo, NY Sun Jul 04 2021, 1:10 PM - 4:03 PM EDT Att: 7,537 - Partly Cloudy - 78 F | | | | | | | | | | | |
| 56 Randy Arozarena, R OBP: 0.334, SLG: 0.405 39 Kevin Kiermaier, L OBP: 0.282, SLG: 0.304 | K | | L8 | | | | | G1-3 | | 3 0 0 0 1 1 0 0 0 0 0 0 0 0 | | | | | | | | | | | | |
| 5 Wander Franco, S OBP: 0.313, SLG: 0.419 | G4-3 | | | | | | | F8 | | 4 1 2 1 0 0 0 | | | | | | | | | | | | |
| 2 Yandy Diaz, R OBP: 0.371, SLG: 0.315 | | BB | | | | | | | | 3 2 2 0 1 0 1 | | | | | | | | | | | | |
| 17 Austin Meadows, L OBP: 0.331, SLG: 0.491 35 Brett Phillips, L OBP: 0.314, SLG: 0.315 | | BB | | | | | | | | 4 0 3 2 0 0 1 0 1 0 0 0 0 0 | | | | | | | | | | | | |
| 10 Mike Zunino, R OBP: 0.284, SLG: 0.537 | | 2B | | | | | | | | 4 0 0 0 0 2 4 | | | | | | | | | | | | |
| 28 Francisco Mejia, S OBP: 0.315, SLG: 0.379 | | | | | | | | | | 3 1 0 0 0 2 2 | | | | | | | | | | | | |
| 6 Taylor Walls, S OBP: 0.330, SLG: 0.337 | | | | | | | | | | 4 0 1 1 0 1 2 | | | | | | | | | | | | |
| 43 Mike Brosseau, R OBP: 0.258, SLG: 0.312 | | | | | | | | | | 3 0 0 1 0 1 0 | | | | | | | | | | | | |
| Inning Stats | R: 0 E: 0 K: 1 S: 8 | H: 0 LOB: 0 BB: 0 P: 10 | R: 0 E: 0 K: 3 S: 15 | H: 1 LOB: 2 BB: 1 P: 22 | R: 0 E: 0 K: 1 S: 7 | H: 0 LOB: 0 BB: 0 P: 12 | R: 0 E: 0 K: 0 S: 9 | H: 1 LOB: 1 BB: 0 P: 13 | R: 0 E: 1 K: 0 S: 8 | H: 0 LOB: 1 BB: 0 P: 15 | | R: 2 E: 0 K: 0 S: 9 | H: 3 LOB: 0 BB: 1 P: 18 | R: 0 E: 0 K: 1 S: 11 | H: 0 LOB: 0 BB: 0 P: 14 | R: 0 E: 0 K: 1 S: 8 | H: 0 LOB: 0 BB: 0 P: 12 | R: 3 E: 1 K: 1 S: 17 | H: 3 LOB: 1 BB: 0 P: 28 | 1B: 1 2B: 6 3B: 0 HR: 1 | SF: 1 SAC: 0 DP: 0 HBP: 1 | WP: 1 PB: 0 SB: 0 CS: 1 |
| PITCHER | IP WLS BF H R ER SO BB IBB HBP BLK WP HR S P ERA WHIP | | | | | | | | | | | IP WLS BF H R ER SO BB IBB HBP BLK WP HR S P ERA WHIP | | | | | | | | | | |
| 38 Robbie Ray, L ERA: 3.36 | 7.0 L 27 5 2 2 6 2 0 0 0 0 0 1 67 104 2.57 1.000 | | | | | | | | | | | | | | | | | | | | | |
| 90 Adam Cimber, R ERA: 2.53 | 1.0 3 0 0 0 1 0 0 0 0 0 0 0 8 12 0.00 0.000 | | | | | | | | | | | | | | | | | | | | | |
| 41 Rafael Dolis, R ERA: 6.33 | 0.1 5 3 3 3 1 0 0 0 1 0 1 0 11 20 81.00 9.000 | | | | | | | | | | | | | | | | | | | | | |
| 52 Tayler Saucedo, L ERA: 1.8 | 0.2 2 0 0 0 0 0 0 0 0 0 0 0 6 8 0.00 0.000 | | | | | | | | | | | | | | | | | | | | | |

| Batter | 1 | 2 | 3 | 4 | 5 | 6 | 7 | 8 | 9 | AB R H RBI BB SO LOB | BOTTOM | | | | | | | | | | | |
|---|---|----------------------------------|------------------------------|----------------------------------|-------------------------------|----------------------------------|------------------------------|----------------------------------|-------------------------------|----------------------------------|---|---|---------------------------------|------------------------------|----------------------------------|------------------------------|----------------------------------|-------------------------------|----------------------------------|----------------------------------|------------------------------------|----------------------------------|
| 10 Marcus Semien, R OBP: 0.349, SLG: 0.542 | F8 | | FC4-6 G1-3 | | K | | | K | | 4 0 0 0 0 2 2 | Tampa Bay Rays @ Toronto Blue Jays Sahlen Field, Buffalo, NY Sun Jul 04 2021, 1:10 PM - 4:03 PM EDT Att: 7,537 - Partly Cloudy - 78 F | | | | | | | | | | | |
| 11 Bo Bichette, R OBP: 0.340, SLG: 0.479 | G5-3 | | G1-3 | | | | | | | 4 0 2 0 0 0 1 | | | | | | | | | | | | |
| 27 Vladimir Guerrero Jr., R OBP: 0.430, SLG: 0.671 | | | K | | | | | | | 4 0 1 0 0 1 3 | | | | | | | | | | | | |
| 4 George Springer, R OBP: 0.359, SLG: 0.528 | | | | | | | | | | 4 0 0 0 0 3 3 | | | | | | | | | | | | |
| 37 Teoscar Hernández, R OBP: 0.335, SLG: 0.475 | | | | | | | | | | 4 0 0 0 0 1 1 | | | | | | | | | | | | |
| 8 Cavan Biggio, L OBP: 0.341, SLG: 0.376 | | | | | | | | | | 3 0 0 0 0 2 1 | | | | | | | | | | | | |
| 15 Randal Grichuk, R OBP: 0.291, SLG: 0.465 | | | | | | | | | | 3 1 1 1 0 1 0 | | | | | | | | | | | | |
| 13 Lourdes Gurriel Jr., R OBP: 0.278, SLG: 0.415 | | | | | | | | | | 3 0 1 0 0 1 0 | | | | | | | | | | | | |
| 9 Danny Jansen, R OBP: 0.252, SLG: 0.282 7 Reese McGuire, L OBP: 0.336, SLG: 0.390 | | | | | | | | | | 2 0 1 0 0 0 1 1 0 0 0 0 1 0 | | | | | | | | | | | | |
| Inning Stats | R: 0 E: 0 K: 1 S: 9 | H: 1 LOB: 1 BB: 0 P: 12 | R: 1 E: 1 K: 1 S: 9 | H: 1 LOB: 0 BB: 0 P: 15 | R: 0 E: 0 K: 1 S: 10 | H: 1 LOB: 1 BB: 0 P: 15 | R: 0 E: 0 K: 0 S: 7 | H: 0 LOB: 0 BB: 0 P: 11 | R: 0 E: 0 K: 2 S: 11 | H: 1 LOB: 1 BB: 0 P: 18 | | R: 0 E: 0 K: 1 S: 7 | H: 1 LOB: 0 BB: 0 P: 8 | R: 0 E: 0 K: 2 S: 9 | H: 0 LOB: 0 BB: 0 P: 12 | R: 0 E: 0 K: 3 S: 9 | H: 0 LOB: 0 BB: 0 P: 13 | R: 0 E: 0 K: 1 S: 13 | H: 1 LOB: 1 BB: 0 P: 22 | 1B: 4 2B: 1 3B: 0 HR: 1 | SF: 0 SAC: 0 DP: 0 HBP: 0 | WP: 0 PB: 1 SB: 0 CS: 1 |
| PITCHER | IP WLS BF H R ER SO BB IBB HBP BLK WP HR S P ERA WHIP | | | | | | | | | | | IP WLS BF H R ER SO BB IBB HBP BLK WP HR S P ERA WHIP | | | | | | | | | | |
| 48 Ryan Yarbrough, L ERA: 4.34 | 5.0 W 19 4 1 1 5 0 0 0 0 0 0 0 25 33 0.00 0.333 | | | | | | | | | | | | | | | | | | | | | |
| 31 Colin McHugh, R ERA: 1.87 | 3.0 H 9 1 0 0 6 0 0 0 0 0 0 0 13 22 0.00 1.000 | | | | | | | | | | | | | | | | | | | | | |
| 63 Diego Castillo, R ERA: 3.19 | 1.0 4 1 0 0 1 0 0 0 0 0 0 0 6 8 0.00 0.000 | | | | | | | | | | | | | | | | | | | | | |

| | |
|-----|----|
| AB | 33 |
| R | 5 |
| H | 8 |
| RBI | 5 |
| BB | 2 |
| SO | 8 |
| LOB | 12 |



| | |
|-----|----|
| AB | 32 |
| R | 1 |
| H | 6 |
| RBI | 1 |
| BB | 0 |
| SO | 12 |
| LOB | 12 |



| Batter | 1 | 2 | 3 | 4 | 5 | 6 | 7 | 8 | 9 | AB | R | H | RBI | BB | SO | LOB | TOP | | | | | |
|---|--|---|--|---|--|--|-------------------------------|----------------------------------|-------------------------------|----------------------------------|-------------------------------|----------------------------------|-------------------------------|----------------------------------|-------------------------------|----------------------------------|---|------------------------------------|-----------------------------------|------------------------------------|----------------------------------|--------|
| 7 César Hernández, S OBP: 0.302, SLG: 0.408 | | | | | | | | | | 5 | 2 | 2 | 1 | 0 | 1 | 3 | Cleveland Indians @ Tampa Bay Rays Tropicana Field, St. Petersburg, FL Mon Jul 05 2021, 7:11 PM - 10:49 PM EDT Att: 8,832 - Dome - 72 F | | | | | |
| 1 Amed Rosario, R OBP: 0.316, SLG: 0.380 | | | | | | | | | | 5 | 1 | 2 | 1 | 0 | 1 | 2 | | | | | | |
| 11 José Ramírez, S OBP: 0.349, SLG: 0.536 | | | | | | | | | | 4 | 2 | 2 | 1 | 0 | 1 | 1 | | | | | | |
| 32 Franmil Reyes, R OBP: 0.326, SLG: 0.589 | | | | | | | | | | 5 | 1 | 3 | 5 | 0 | 1 | 1 | | | | | | |
| 9 Eddie Rosario, L OBP: 0.296, SLG: 0.389 | | | | | | | | | | 1 | 0 | 0 | 0 | 0 | 0 | 0 | | | | | | |
| 4 Bradley Zimmer, L OBP: 0.362, SLG: 0.247 | | | | | | | | | | 3 | 0 | 0 | 0 | 1 | 3 | 3 | | | | | | |
| 40 Harold Ramírez, R OBP: 0.323, SLG: 0.462 | | | | | | | | | | 5 | 0 | 1 | 0 | 0 | 2 | 4 | | | | | | |
| 44 Bobby Bradley, L OBP: 0.320, SLG: 0.551 | | | | | | | | | | 4 | 0 | 1 | 0 | 0 | 1 | 1 | | | | | | |
| 55 Roberto Pérez, R OBP: 0.259, SLG: 0.275 | | | | | | | | | | 5 | 0 | 1 | 0 | 0 | 1 | 4 | | | | | | |
| 35 Óscar Mercado, R OBP: 0.318, SLG: 0.316 | | | | | | | | | | 2 | 2 | 1 | 0 | 2 | 1 | 1 | | | | | | |
| Inning Stats | R: 0 E: 0 K: 2 S: 9 | H: 0 LOB: 0 BB: 0 P: 12 | R: 0 E: 0 K: 2 S: 8 | H: 0 LOB: 0 BB: 0 P: 9 | R: 0 E: 0 K: 0 S: 12 | H: 1 LOB: 1 BB: 1 P: 17 | R: 1 E: 0 K: 1 S: 15 | H: 2 LOB: 3 BB: 0 P: 24 | R: 4 E: 0 K: 2 S: 24 | H: 5 LOB: 1 BB: 0 P: 34 | R: 3 E: 0 K: 1 S: 24 | H: 3 LOB: 2 BB: 2 P: 40 | R: 0 E: 0 K: 2 S: 13 | H: 1 LOB: 1 BB: 0 P: 19 | R: 0 E: 0 K: 1 S: 10 | H: 0 LOB: 0 BB: 0 P: 13 | 1B: 10 2B: 2 3B: 0 HR: 1 | SF: 0 SAC: 0 DP: 1 HBP: 2 | WP: 0 PB: 0 SB: 4 CS: 0 | PA: 44 | | |
| PITCHER | IP: 3.2 WLS: 16 BF: 3 H: 1 R: 1 ER: 1 SO: 5 BB: 1 IBB: 0 HBP: 2 BLK: 0 WP: 0 HR: 0 S: 41 P: 57 ERA: 2.46 WHIP: 1.091 | IP: 1.0 WLS: 3 BF: 3 H: 0 R: 0 ER: 0 SO: 1 BB: 0 IBB: 0 HBP: 0 BLK: 0 WP: 0 HR: 0 S: 24 P: 35 ERA: 3.75 WHIP: 5.000 | IP: 4.0 WLS: 3 BF: 3 H: 2 R: 2 ER: 2 SO: 0 BB: 0 IBB: 0 HBP: 0 BLK: 0 WP: 0 HR: 1 S: 17 P: 27 ERA: 6.000 WHIP: 13.500 | IP: 2.0 WLS: 8 BF: 2 H: 0 R: 0 ER: 0 SO: 3 BB: 0 IBB: 0 HBP: 0 BLK: 0 WP: 0 HR: 0 S: 24 P: 34 ERA: 0.000 WHIP: 1.000 | IP: 1.0 WLS: 0 BF: 3 H: 0 R: 0 ER: 0 SO: 1 BB: 0 IBB: 0 HBP: 0 BLK: 0 WP: 0 HR: 0 S: 10 P: 13 ERA: 0.000 WHIP: 0.000 | | | | | | | | | | | | | | | | | |
| 14 Rich Hill, L ERA: 3.65 | 57 Drew Rasmussen, R ERA: 5.32 | 59 Jeffrey Springs, L ERA: 4.0 | 34 J.P. Feyerherzen, R ERA: 2.59 | 36 Andrew Kittredge, R ERA: 1.54 | 29 Pete Fairbanks, R ERA: 3.75 | | | | | | | | | | | | | | | | | |
| 13 Manuel Margot, R OBP: 0.297, SLG: 0.404 | | | | | | | | | | 4 | 0 | 4 | 2 | 0 | 0 | 0 | Cleveland Indians @ Tampa Bay Rays Tropicana Field, St. Petersburg, FL Mon Jul 05 2021, 7:11 PM - 10:49 PM EDT Att: 8,832 - Dome - 72 F | | | | | |
| 35 Brett Phillips, L OBP: 0.314, SLG: 0.315 | | | | | | | | | | 5 | 1 | 1 | 0 | 0 | 5 | | | | | | | |
| 56 Randy Arozarena, R OBP: 0.332, SLG: 0.402 | | | | | | | | | | 5 | 0 | 1 | 1 | 0 | 1 | 0 | | | | | | |
| 5 Wander Franco, S OBP: 0.302, SLG: 0.396 | | | | | | | | | | | 5 | 0 | 1 | 1 | 0 | 1 | | 0 | | | | |
| 17 Austin Meadows, L OBP: 0.332, SLG: 0.488 | | | | | | | | | | 4 | 0 | 1 | 0 | 1 | 0 | 0 | | | | | | |
| 2 Yandy Díaz, R OBP: 0.372, SLG: 0.328 | | | | | | | | | | 5 | 2 | 2 | 2 | 0 | 0 | 3 | | | | | | |
| 26 Ji Man Choi, L OBP: 0.387, SLG: 0.420 | | | | | | | | | | 4 | 2 | 2 | 0 | 0 | 1 | 1 | | | | | | |
| 10 Mike Zunino, R OBP: 0.284, SLG: 0.528 | | | | | | | | | | 3 | 1 | 0 | 0 | 1 | 0 | 1 | | | | | | |
| 8 Brandon Lowe, L OBP: 0.314, SLG: 0.432 | | | | | | | | | | 3 | 2 | 1 | 4 | 1 | 2 | 1 | | | | | | |
| 39 Kevin Kiermaier, L OBP: 0.286, SLG: 0.308 | | | | | | | | | | | 4 | 0 | 2 | 0 | 0 | 1 | | 0 | | | | |
| Inning Stats | R: 0 E: 0 K: 0 S: 5 | H: 1 LOB: 0 BB: 0 P: 5 | R: 4 E: 0 K: 0 S: 20 | H: 4 LOB: 1 BB: 1 P: 33 | R: 0 E: 0 K: 0 S: 7 | H: 1 LOB: 1 BB: 0 P: 12 | R: 1 E: 0 K: 0 S: 10 | H: 1 LOB: 1 BB: 1 P: 17 | R: 0 E: 0 K: 1 S: 9 | H: 0 LOB: 0 BB: 0 P: 13 | R: 1 E: 0 K: 1 S: 17 | H: 3 LOB: 2 BB: 0 P: 25 | R: 1 E: 0 K: 1 S: 11 | H: 1 LOB: 0 BB: 0 P: 18 | R: 0 E: 0 K: 2 S: 9 | H: 0 LOB: 0 BB: 0 P: 14 | R: 2 E: 0 K: 0 S: 11 | H: 3 LOB: 3 BB: 1 P: 16 | 1B: 11 2B: 1 3B: 0 HR: 2 | SF: 1 SAC: 0 DP: 1 HBP: 0 | WP: 0 PB: 0 SB: 0 CS: 0 | PA: 41 |
| PITCHER | IP: 3.1 WLS: 18 BF: 7 H: 5 R: 5 ER: 5 SO: 0 BB: 2 IBB: 0 HBP: 0 BLK: 0 WP: 0 HR: 0 S: 40 P: 65 ERA: 13.500 WHIP: 2.700 | IP: 1.2 WLS: 5 BF: 0 H: 0 R: 0 ER: 0 SO: 1 BB: 0 IBB: 0 HBP: 0 BLK: 0 WP: 0 HR: 11 S: 15 P: 15 ERA: 0.000 WHIP: 0.000 | IP: 0.2 WLS: 5 BF: 3 H: 1 R: 1 ER: 1 SO: 1 BB: 0 IBB: 0 HBP: 0 BLK: 0 WP: 0 HR: 13 S: 18 P: 18 ERA: 13.500 WHIP: 4.500 | IP: 1.1 WLS: 5 BF: 1 H: 1 R: 1 ER: 1 SO: 1 BB: 0 IBB: 0 HBP: 0 BLK: 0 WP: 1 HR: 15 S: 25 P: 25 ERA: 6.750 WHIP: 0.750 | IP: 1.0 WLS: 3 BF: 0 H: 0 R: 0 ER: 0 SO: 2 BB: 0 IBB: 0 HBP: 0 BLK: 0 WP: 0 HR: 9 S: 14 P: 14 ERA: 0.000 WHIP: 0.000 | IP: 0.0 WLS: 5 BF: 3 H: 2 R: 2 ER: 2 SO: 0 BB: 0 IBB: 1 HBP: 0 BLK: 0 WP: 0 HR: 0 S: 11 P: 16 ERA: 1.51 WHIP: 1.51 | | | | | | | | | | | | | | | | |
| 54 Logan Allen, L ERA: 9.13 | 63 Justin Garza, R ERA: 2.54 | 62 Nick Wittgren, R ERA: 4.85 | 27 Bryan Shaw, R ERA: 3.25 | 99 James Karinchak, R ERA: 2.41 | 48 Emmanuel Clase, R ERA: 1.51 | | | | | | | | | | | | | | | | | |

| | |
|-----|----|
| AB | 39 |
| R | 8 |
| H | 13 |
| RBI | 8 |
| BB | 3 |
| SO | 12 |
| LOB | 20 |



| | |
|-----|----|
| AB | 37 |
| R | 9 |
| H | 14 |
| RBI | 9 |
| BB | 3 |
| SO | 5 |
| LOB | 11 |



| Batter | 1 | 2 | 3 | 4 | 5 | 6 | 7 | 8 | 9 | AB | R | H | RBI | BB | SO | LOB | TOP | | | |
|---|---|----------------------------------|---------------------------------------|----------------------------------|--------------------------------------|----------------------------------|---------------------------------------|----------------------------------|---------------------------------------|----------------------------------|---------------------------------------|----------------------------------|--------------------------------------|----------------------------------|-----------|------------|---|------------------------------------|------------------------------------|----------------------------------|
| 7 César Hernández, S OBP: 0.303, SLG: 0.404 | | | | | | | | | | 2 | 0 | 0 | 0 | 1 | 1 | 0 | Cleveland Indians @ Tampa Bay Rays Tropicana Field, St. Petersburg, FL Wed Jul 07 2021, 3:07 PM - 5:10 PM EDT Att: 10,905 - Dome - 72 F | | | |
| 1 Amed Rosario, R OBP: 0.313, SLG: 0.375 | | | | | | | | | | 3 | 0 | 0 | 0 | 0 | 2 | 1 | | | | |
| 11 José Ramírez, S OBP: 0.343, SLG: 0.525 | | | | | | | | | | 3 | 0 | 0 | 0 | 0 | 0 | 0 | | | | |
| 44 Bobby Bradley, L OBP: 0.302, SLG: 0.516 | | | | | | | | | | 3 | 0 | 0 | 0 | 0 | 3 | 0 | | | | |
| 40 Harold Ramírez, R OBP: 0.318, SLG: 0.449 | | | | | | | | | | 3 | 0 | 0 | 0 | 0 | 0 | 0 | | | | |
| 23 Daniel Johnson, L | | | | | | | | | | 1 | 0 | 0 | 0 | 0 | 1 | 0 | | | | |
| 6 Owen Miller, R OBP: 0.160, SLG: 0.128 | | | | | | | | | | 0 | 0 | 0 | 0 | 1 | 0 | 0 | | | | |
| 35 Óscar Mercado, R OBP: 0.292, SLG: 0.286 | | | | | | | | | | 2 | 0 | 0 | 0 | 0 | 0 | 1 | | | | |
| 17 Austin Hedges, R OBP: 0.206, SLG: 0.252 | | | | | | | | | | 2 | 0 | 0 | 0 | 0 | 1 | 1 | | | | |
| 28 Ernie Clement, R OBP: 0.262, SLG: 0.231 | | | | | | | | | | 2 | 0 | 0 | 0 | 0 | 0 | 1 | | | | |
| Inning Stats | R: 0 H: 0 E: 0 K: 1 S: 12 | H: 0 LOB: 0 BB: 0 P: 13 | R: 0 H: 0 E: 0 K: 2 S: 10 | H: 0 LOB: 0 BB: 0 P: 14 | R: 0 H: 0 E: 0 K: 0 S: 9 | H: 0 LOB: 0 BB: 0 P: 12 | R: 0 H: 0 E: 0 K: 1 S: 8 | H: 0 LOB: 0 BB: 0 P: 10 | R: 0 H: 0 E: 0 K: 1 S: 10 | H: 0 LOB: 1 BB: 1 P: 18 | R: 0 H: 0 E: 0 K: 1 S: 11 | H: 0 LOB: 0 BB: 0 P: 18 | R: 0 H: 0 E: 0 K: 1 S: 8 | H: 0 LOB: 0 BB: 0 P: 12 | | | 1B: 0 2B: 0 3B: 0 HR: 0 | SF: 0 SAC: 0 DP: 1 HBP: 0 | WP: 0 PB: 0 SB: 0 CS: 0 | PA: 23 |
| PITCHER | IP WLS BF H R ER SO BB IBB HBP BLK WP HR S P ERA WHIP | | | | | | | | | | | | | | | | | | | |
| 31 Collin McHugh, R ERA: 1.77 | 2.0 | W | 6 | 0 | 0 | 0 | 3 | 0 | 0 | 0 | 0 | 0 | 0 | 0 | 0 | 0 | 0.00 | 0.000 | | |
| 19 Josh Fleming, L ERA: 3.25 | 2.2 | | 9 | 0 | 0 | 0 | 2 | 1 | 0 | 0 | 0 | 0 | 0 | 0 | 0 | 0 | 0.00 | 0.375 | | |
| 63 Diego Castillo, R ERA: 3.16 | 0.1 | H | 1 | 0 | 0 | 0 | 0 | 0 | 0 | 0 | 0 | 0 | 0 | 0 | 0 | 0 | 0.00 | 0.000 | | |
| 37 Matt Wisler, R ERA: 4.2 | 1.0 | | 4 | 0 | 0 | 0 | 2 | 1 | 0 | 0 | 0 | 0 | 0 | 0 | 0 | 0 | 0.00 | 1.000 | | |
| 29 Pete Fairbanks, R ERA: 3.6 | 1.0 | | 3 | 0 | 0 | 0 | 1 | 0 | 0 | 0 | 0 | 0 | 0 | 0 | 0 | 0 | 0.00 | 0.000 | | |
| Batter | 1 | 2 | 3 | 4 | 5 | 6 | 7 | 8 | 9 | AB | R | H | RBI | BB | SO | LOB | BOTTOM | | | |
| 56 Randy Arozarena, R OBP: 0.337, SLG: 0.406 | | | | | | | | | | 2 | 1 | 1 | 0 | 2 | 0 | 2 | Cleveland Indians @ Tampa Bay Rays Tropicana Field, St. Petersburg, FL Wed Jul 07 2021, 3:07 PM - 5:10 PM EDT Att: 10,905 - Dome - 72 F | | | |
| 5 Wander Franco, S OBP: 0.298, SLG: 0.385 | | | | | | | | | | 4 | 1 | 1 | 0 | 0 | 0 | 2 | | | | |
| 17 Austin Meadows, L OBP: 0.335, SLG: 0.485 | | | | | | | | | | 3 | 0 | 0 | 0 | 0 | 0 | 3 | | | | |
| 2 Yandy Díaz, R OBP: 0.371, SLG: 0.328 | | | | | | | | | | 3 | 0 | 1 | 2 | 0 | 0 | 1 | | | | |
| 7 Vidal Bruján, S OBP: 0.167, SLG: 0.167 | | | | | | | | | | 3 | 0 | 0 | 0 | 0 | 1 | 1 | | | | |
| 28 Francisco Mejía, S OBP: 0.322, SLG: 0.388 | | | | | | | | | | 2 | 1 | 1 | 0 | 0 | 0 | 0 | | | | |
| 43 Mike Brosseau, R OBP: 0.265, SLG: 0.322 | | | | | | | | | | 2 | 1 | 1 | 0 | 1 | 1 | 2 | | | | |
| 6 Taylor Walls, S OBP: 0.330, SLG: 0.337 | | | | | | | | | | 3 | 0 | 2 | 2 | 0 | 0 | 0 | | | | |
| 35 Brett Phillips, L OBP: 0.309, SLG: 0.329 | | | | | | | | | | 3 | 0 | 0 | 0 | 0 | 3 | 3 | | | | |
| Inning Stats | R: 0 H: 0 E: 0 K: 0 S: 7 | H: 2 LOB: 1 BB: 1 P: 13 | R: 1 H: 2 E: 0 K: 1 S: 16 | H: 2 LOB: 2 BB: 1 P: 29 | R: 0 H: 0 E: 0 K: 0 S: 6 | H: 0 LOB: 0 BB: 0 P: 7 | R: 1 H: 2 E: 0 K: 2 S: 16 | H: 2 LOB: 1 BB: 0 P: 24 | R: 2 H: 2 E: 0 K: 1 S: 14 | H: 2 LOB: 2 BB: 1 P: 23 | R: 0 H: 1 E: 0 K: 1 S: 12 | H: 1 LOB: 1 BB: 0 P: 21 | R: 0 H: 0 E: 0 K: 1 S: 8 | H: 0 LOB: 0 BB: 0 P: 12 | | | | 1B: 4 2B: 3 3B: 0 HR: 0 | SF: 0 SAC: 0 DP: 0 HBP: 1 | WP: 0 PB: 0 SB: 0 CS: 0 |
| PITCHER | IP WLS BF H R ER SO BB IBB HBP BLK WP HR S P ERA WHIP | | | | | | | | | | | | | | | | | | | |
| 31 Sam Hentges, L ERA: 8.23 | 4.1 | L | 21 | 5 | 4 | 4 | 3 | 3 | 0 | 0 | 0 | 0 | 0 | 0 | 0 | 0 | 8.31 | 1.846 | | |
| 52 Nick Sandlin, R ERA: 1.5 | 0.2 | | 4 | 1 | 0 | 0 | 1 | 0 | 0 | 0 | 0 | 0 | 0 | 0 | 0 | 0 | 0.00 | 1.500 | | |
| 53 Blake Parker, R ERA: 2.92 | 1.0 | | 4 | 1 | 0 | 0 | 1 | 0 | 0 | 0 | 0 | 0 | 0 | 0 | 0 | 0 | 0.00 | 1.000 | | |

| Batter | 1 | 2 | 3 | 4 | 5 | 6 | 7 | 8 | 9 | AB R H RBI BB SO LOB | TOP | | | | | | | | | | | |
|--|---|---------------------------------|------------------------------|----------------------------------|-------------------------------|----------------------------------|-------------------------------|----------------------------------|------------------------------|---------------------------------|--|----------------------------------|------------------------------|---------------------------------|------------------------------|----------------------------------|-------------------------------|----------------------------------|----------------------------------|------------------------------------|----------------------------------|--------|
| 10 Marcus Semien, R (1,4) OBP: 0.345, SLG: 0.528 | | | | | | | | | | 3 0 0 0 1 0 1 | <p>Toronto Blue Jays @ Tampa Bay Rays</p> <p>Tropicana Field, St. Petersburg, FL</p> <p>Sun Jul 11 2021, 1:11 PM - 3:42 PM EDT</p> <p>Att: 11,233 - Dome - 72 F</p> <p>livebaseballscores.com</p> <p>AB 31 R 3 H 6 RBI 3 BB 3 SO 5 LOB 9</p> | | | | | | | | | | | |
| 11 Bo Bichette, R (1,6) OBP: 0.342, SLG: 0.483 | | | | | | | | | | 4 0 1 0 0 0 1 | | | | | | | | | | | | |
| 27 Vladimir Guerrero Jr., R (1,10) OBP: 0.430, SLG: 0.658 | | | | | | | | | | 4 0 0 0 0 0 2 | | | | | | | | | | | | |
| 4 George Springer, R (9,9) OBP: 0.310, SLG: 0.417 | | | | | | | | | | | | 4 0 0 0 0 1 0 | | | | | | | | | | |
| 37 Teoscar Hernández, R (9,7) OBP: 0.341, SLG: 0.473 | | | | | | | | | | | | 4 1 1 0 0 2 0 | | | | | | | | | | |
| 13 Lourdes Gurriel Jr., R (1,7) OBP: 0.288, SLG: 0.422 | | | | | | | | | | | | 2 1 0 0 2 1 0 0 0 0 0 0 0 0 | | | | | | | | | | |
| 5 Santiago Espinal, R (1,5) OBP: 0.367, SLG: 0.420 | | | | | | | | | | | | 4 0 3 1 0 0 1 | | | | | | | | | | |
| 8 Cavan Biggio, L (1,3) OBP: 0.325, SLG: 0.370 | | | | | | | | | | | | 3 0 0 1 0 0 2 | | | | | | | | | | |
| 9 Danny Jansen, R (1,2) OBP: 0.256, SLG: 0.303 | | | | | | | | | | 3 1 1 1 0 1 2 | | | | | | | | | | | | |
| Inning Stats | R: 0 E: 0 K: 0 S: 4 | H: 0 LOB: 0 BB: 1 P: 8 | R: 0 E: 0 K: 1 S: 7 | H: 0 LOB: 1 BB: 1 P: 12 | R: 1 E: 0 K: 0 S: 13 | H: 2 LOB: 1 BB: 0 P: 18 | R: 2 E: 0 K: 1 S: 13 | H: 2 LOB: 1 BB: 1 P: 22 | R: 0 E: 0 K: 0 S: 4 | H: 0 LOB: 0 BB: 0 P: 8 | R: 0 E: 0 K: 0 S: 7 | H: 0 LOB: 0 BB: 0 P: 11 | R: 0 E: 0 K: 1 S: 7 | H: 1 LOB: 0 BB: 0 P: 9 | R: 0 E: 0 K: 0 S: 9 | H: 0 LOB: 0 BB: 0 P: 13 | R: 0 E: 0 K: 2 S: 11 | H: 1 LOB: 0 BB: 0 P: 18 | 1B: 5 2B: 1 3B: 0 HR: 1 | SF: 1 SAC: 0 DP: 1 HBP: 0 | WP: 1 PB: 0 SB: 0 CS: 0 | PA: 35 |
| PITCHER | IP WLS BF H R ER SO BB IBB HBP BLK WP HR S P ERA WHIP | | | | | | | | | | | | | | | | | | | | | |
| 14 Rich Hill, L (1,1) ERA: 3.74 | 5.0 L 21 4 3 3 2 3 0 0 0 0 1 1 41 68 5.40 1.400 | | | | | | | | | | | | | | | | | | | | | |
| 31 Collin McHugh, R (6,1) ERA: 1.57 | 2.0 7 1 0 0 1 0 0 0 0 0 0 0 14 20 0.00 0.500 | | | | | | | | | | | | | | | | | | | | | |
| 57 Drew Rasmussen, R (6,1) ERA: 4.91 | 2.0 7 1 0 0 2 0 0 0 0 0 0 0 20 31 0.00 0.500 | | | | | | | | | | | | | | | | | | | | | |

| Batter | 1 | 2 | 3 | 4 | 5 | 6 | 7 | 8 | 9 | AB R H RBI BB SO LOB | BOTTOM | | | | | | | | | | | |
|---|---|----------------------------------|------------------------------|----------------------------------|------------------------------|---------------------------------|-------------------------------|----------------------------------|------------------------------|----------------------------------|------------------------------|----------------------------------|-------------------------------|----------------------------------|------------------------------|---------------------------------|-------------------------------|----------------------------------|----------------------------------|------------------------------------|----------------------------------|--------|
| 8 Brandon Lowe, L (1,4) OBP: 0.316, SLG: 0.465 | | | | | | | | | | | 4 1 1 1 0 1 0 | | | | | | | | | | | |
| 5 Wander Franco, S (1,6) OBP: 0.258, SLG: 0.328 | | | | | | | | | | | 4 0 0 0 0 2 0 | | | | | | | | | | | |
| 2 Yandy Díaz, R (1,5) OBP: 0.375, SLG: 0.332 | | | | | | | | | | | 3 0 2 0 1 0 0 | | | | | | | | | | | |
| 17 Austin Meadows, L (1,10) OBP: 0.334, SLG: 0.474 | | | | | | | | | | | 4 0 0 0 0 0 3 | | | | | | | | | | | |
| 56 Randy Arozarena, R (1,7) OBP: 0.333, SLG: 0.400 | | | | | | | | | | 3 0 0 0 0 2 1 | | | | | | | | | | | | |
| 7 Vidal Bruján, S (1,9) OBP: 0.111, SLG: 0.111 | | | | | | | | | | 3 0 0 0 0 1 0 | | | | | | | | | | | | |
| 26 Ji Man Choi, L (1,3) OBP: 0.361, SLG: 0.387 | | | | | | | | | | | 3 0 0 0 0 2 0 | | | | | | | | | | | |
| 28 Francisco Mejía, S (1,2) OBP: 0.316, SLG: 0.380 | | | | | | | | | | | 3 0 0 0 0 1 0 | | | | | | | | | | | |
| 35 Brett Phillips, L (1,8) OBP: 0.308, SLG: 0.333 | | | | | | | | | | | 3 0 0 0 0 2 0 | | | | | | | | | | | |
| Inning Stats | R: 0 E: 0 K: 1 S: 11 | H: 0 LOB: 1 BB: 1 P: 20 | R: 0 E: 0 K: 3 S: 9 | H: 0 LOB: 0 BB: 0 P: 14 | R: 0 E: 0 K: 1 S: 7 | H: 0 LOB: 0 BB: 0 P: 8 | R: 0 E: 0 K: 1 S: 11 | H: 0 LOB: 0 BB: 0 P: 15 | R: 0 E: 0 K: 2 S: 8 | H: 0 LOB: 0 BB: 0 P: 12 | R: 0 E: 0 K: 2 S: 9 | H: 0 LOB: 0 BB: 0 P: 13 | R: 0 E: 0 K: 1 S: 16 | H: 1 LOB: 0 BB: 0 P: 21 | R: 0 E: 0 K: 0 S: 5 | H: 0 LOB: 0 BB: 0 P: 8 | R: 1 E: 0 K: 0 S: 14 | H: 2 LOB: 1 BB: 0 P: 20 | 1B: 1 2B: 1 3B: 0 HR: 1 | SF: 0 SAC: 0 DP: 0 HBP: 0 | WP: 0 PB: 0 SB: 0 CS: 0 | PA: 31 |
| PITCHER | IP WLS BF H R ER SO BB IBB HBP BLK WP HR S P ERA WHIP | | | | | | | | | | | | | | | | | | | | | |
| 38 Robbie Ray, L (1,1) ERA: 3.13 | 7.0 W 23 1 0 0 11 1 0 0 0 0 0 71 103 0.00 0.286 | | | | | | | | | | | | | | | | | | | | | |
| 58 Tim Lincecum, L (8,1) ERA: 4.45 | 1.0 H 3 0 0 0 0 0 0 0 0 0 0 5 8 0.00 0.000 | | | | | | | | | | | | | | | | | | | | | |
| 68 Jordan Romano, R (9,1) ERA: 1.93 | 1.0 S 5 2 1 1 0 0 0 0 0 0 0 1 14 20 9.00 2.000 | | | | | | | | | | | | | | | | | | | | | |

| Batter | 1 | 2 | 3 | 4 | 5 | 6 | 7 | 8 | 9 | AB | R | H | RBI | BB | SO | LOB | TOP | | | | | | | | | | |
|---|------------------------------|----------------------------------|------------------------------|----------------------------------|------------------------------|----------------------------------|------------------------------|----------------------------------|-------------------------------|----------------------------------|-------------------------------|----------------------------------|------------------------------|----------------------------------|------------------------------|----------------------------------|------------------------------|----------------------------------|----------------------------------|------------------------------------|----------------------------------|--------|--|--|--|--|--|
| 2 Yandy Diaz, R OBP: 0.376, SLG: 0.335 | G6-3 | | | 17 FC6 1B | | 17 FC6 1B | | G6-3 | | 4 | 0 | 2 | 0 | 0 | 0 | 0 | | | | | | | | | | | |
| 5 Wander Franco, S OBP: 0.263, SLG: 0.352 | G4-3 1B | | | L4 | | F9 | | G1-3 | | 4 | 0 | 1 | 0 | 0 | 0 | 2 | | | | | | | | | | | |
| 17 Austin Meadows, L OBP: 0.333, SLG: 0.469 | G4-3 | | | FC6 | | K | | L7 | | 4 | 0 | 0 | 0 | 0 | 1 | 3 | | | | | | | | | | | |
| 56 Randy Arozarena, R (1,9) OBP: 0.331, SLG: 0.395 | | F9 | | G5-3 | | 26 FC3-5 BB | | K | | 3 | 0 | 0 | 0 | 1 | 1 | 1 | | | | | | | | | | | |
| 26 Ji Man Choi, L (1,3) OBP: 0.375, SLG: 0.400 | | P6 | | | | FC3-5 | | | | 3 | 0 | 1 | 0 | 1 | 0 | 1 | | | | | | | | | | | |
| 28 Francisco Mejia, S (1,2) (8,1) | | | | K | | K | | F9 | | 4 | 0 | 0 | 0 | 0 | 3 | 4 | | | | | | | | | | | |
| 35 Brett Phillips, L (1,8) 34 J.P. Feyereisen, R (5,1) | | | | K | | K | | F7 | | 2 | 0 | 0 | 0 | 0 | 2 | 1 | AB 31 | | | | | | | | | | |
| 8 Brandon Lowe, L (7,PH) 59 Jeffrey Springs, L (7,1) | | | | | | | | | | 0 | 0 | 0 | 0 | 0 | 0 | 0 | R 0 | | | | | | | | | | |
| 10 Mike Zunino, R (8,2) 6 Taylor Walls, S (1,6) | | | | G4-3 | | G4-3 | | G4-3 | | 3 | 0 | 0 | 0 | 0 | 0 | 1 | H 4 | | | | | | | | | | |
| 19 Josh Fleming, L (1,1) 7 Vidal Brujan, S (5,8) | | | | K | | G4-3 | | G1-3 | | 1 | 0 | 0 | 0 | 0 | 1 | 0 | RBI 0 | | | | | | | | | | |
| Inning Stats | R: 0 E: 0 K: 0 S: 6 | H: 1 LOB: 0 BB: 0 P: 11 | R: 0 E: 0 K: 1 S: 8 | H: 0 LOB: 0 BB: 0 P: 12 | R: 0 E: 0 K: 2 S: 8 | H: 0 LOB: 0 BB: 0 P: 14 | R: 0 E: 0 K: 0 S: 7 | H: 1 LOB: 1 BB: 0 P: 12 | R: 0 E: 0 K: 2 S: 12 | H: 1 LOB: 1 BB: 0 P: 15 | R: 0 E: 0 K: 1 S: 10 | H: 1 LOB: 1 BB: 1 P: 16 | R: 0 E: 0 K: 1 S: 9 | H: 0 LOB: 1 BB: 1 P: 16 | R: 0 E: 0 K: 0 S: 8 | H: 0 LOB: 2 BB: 1 P: 13 | R: 0 E: 0 K: 1 S: 8 | H: 0 LOB: 2 BB: 1 P: 13 | 1B: 4 2B: 0 3B: 0 HR: 0 | SF: 0 SAC: 0 DP: 0 HBP: 0 | WP: 0 PB: 1 SB: 0 CS: 0 | PA: 33 | | | | | |
| PITCHER | IP | WLS | BF | H | R | ER | SO | BB | IBB | HBP | BLK | WP | HR | S | P | ERA | WHIP | | | | | | | | | | |
| 54 Max Fried, L (1,1) ERA: 4.29 | 7.0 | W | 25 | 4 | 0 | 0 | 7 | 1 | 0 | 0 | 0 | 0 | 0 | 60 | 96 | 0.00 | 0.714 | | | | | | | | | | |
| 67 Edgar Santana, R (8,1) ERA: 3.5 | 1.0 | | 3 | 0 | 0 | 0 | 0 | 0 | 0 | 0 | 0 | 0 | 0 | 8 | 12 | 0.00 | 0.000 | | | | | | | | | | |
| 68 Tyler Matzek, L (9,1) ERA: 3.21 | 1.0 | | 5 | 0 | 0 | 0 | 1 | 1 | 0 | 0 | 0 | 0 | 0 | 8 | 13 | 0.00 | 1.000 | | | | | | | | | | |

Tampa Bay Rays @ Atlanta Braves
Truist Park, Atlanta, GA
Sat Jul 17 2021, 7:21 PM - 9:54 PM EDT
Att: 40,868 - Cloudy - 83 F

| | |
|-----|----|
| AB | 31 |
| R | 0 |
| H | 4 |
| RBI | 0 |
| BB | 2 |
| SO | 8 |
| LOB | 14 |



| Batter | 1 | 2 | 3 | 4 | 5 | 6 | 7 | 8 | 9 | AB | R | H | RBI | BB | SO | LOB | BOTTOM | | | | | | | | | | |
|--|------------------------------|----------------------------------|------------------------------|----------------------------------|-------------------------------|----------------------------------|-------------------------------|----------------------------------|-------------------------------|----------------------------------|-------------------------------|----------------------------------|------------------------------|----------------------------------|------------------------------|---------------------------------|------------------------------|---------------------------------|----------------------------------|------------------------------------|----------------------------------|--------|--|--|--|--|--|
| 22 Joc Pederson, L (1,9) OBP: 0.300, SLG: 0.427 | F8 | | G4-3 | HR | | P6 | | FC6-4 1B | | 5 | 1 | 2 | 2 | 0 | 0 | 4 | | | | | | | | | | | |
| 7 Dansby Swanson, R (1,6) OBP: 0.299, SLG: 0.457 | L9 | | G4-3 | P6 | | 2B | | FC6-4 | | 5 | 0 | 1 | 1 | 0 | 0 | 3 | | | | | | | | | | | |
| 5 Freddie Freeman, L (1,3) OBP: 0.388, SLG: 0.513 | F8 | | | E | | HR | | SF7 | | 3 | 2 | 2 | 2 | 0 | 0 | 0 | | | | | | | | | | | |
| Ozzie Albies, S (1,4) OBP: 0.321, SLG: 0.494 | | G5-3 | | E8 27 SF7 2B | | F7 | | K | | 4 | 1 | 1 | 1 | 0 | 1 | 1 | | | | | | | | | | | |
| 27 Austin Riley, R (1,5) OBP: 0.358, SLG: 0.473 | | K | | SF7 | | F9 | | F7 | | 3 | 0 | 0 | 1 | 0 | 1 | 0 | | | | | | | | | | | |
| 9 Orlando Arcia, R (1,7) OBP: 0.289, SLG: 0.333 | | G4-3 | | G5-3 | | 38 FC6-4 BB | | P3 | | 3 | 0 | 0 | 0 | 1 | 0 | 0 | | | | | | | | | | | |
| 38 Guillermo Heredia, R (1,8) OBP: 0.335, SLG: 0.407 | | | G1-3 | 54 2B 2B | | FC6-4 | | K | | 4 | 1 | 1 | 0 | 0 | 1 | 1 | AB 33 | | | | | | | | | | |
| 52 Kevan Smith, R (1,2) OBP: 0.299, SLG: 0.250 | | | G4-3 2B | 54 2B IBB | | | | G5-3 | | 2 | 2 | 1 | 0 | 2 | 0 | 0 | R 9 | | | | | | | | | | |
| 54 Max Fried, L (1,1) OBP: 0.379, SLG: 0.407 | | | | 54 2B IBB | | | | G4-3 | | 3 | 2 | 3 | 2 | 0 | 0 | 0 | H 11 | | | | | | | | | | |
| 67 Edgar Santana, R (8,1) 48 Pablo Sandoval, S (6,PH) 68 Tyler Matzek, L (9,1) | | | | 22 HR 2B | | | | G4-3 | | 0 | 0 | 0 | 0 | 0 | 0 | 0 | RBI 9 | | | | | | | | | | |
| Inning Stats | R: 0 E: 0 K: 0 S: 8 | H: 0 LOB: 0 BB: 0 P: 11 | R: 0 E: 0 K: 1 S: 9 | H: 0 LOB: 0 BB: 0 P: 15 | R: 0 E: 0 K: 0 S: 13 | H: 2 LOB: 2 BB: 0 P: 15 | R: 6 E: 1 K: 0 S: 16 | H: 5 LOB: 0 BB: 1 P: 23 | R: 1 E: 0 K: 0 S: 12 | H: 1 LOB: 1 BB: 1 P: 21 | R: 2 E: 0 K: 1 S: 15 | H: 2 LOB: 1 BB: 1 P: 24 | R: 0 E: 0 K: 1 S: 8 | H: 0 LOB: 0 BB: 0 P: 11 | R: 0 E: 0 K: 0 S: 6 | H: 1 LOB: 1 BB: 0 P: 7 | R: 0 E: 0 K: 0 S: 8 | H: 1 LOB: 1 BB: 0 P: 7 | 1B: 4 2B: 5 3B: 0 HR: 2 | SF: 2 SAC: 0 DP: 0 HBP: 0 | WP: 1 PB: 0 SB: 0 CS: 0 | PA: 38 | | | | | |
| PITCHER | IP | WLS | BF | H | R | ER | SO | BB | IBB | HBP | BLK | WP | HR | S | P | ERA | WHIP | | | | | | | | | | |
| 19 Josh Fleming, L (1,1) ERA: 3.93 | 4.1 | L | 22 | 8 | 7 | 7 | 1 | 0 | 0 | 0 | 0 | 1 | 0 | 22 | 37 | 10.80 | 2.400 | | | | | | | | | | |
| 34 J.P. Feyereisen, R (5,1) ERA: 2.53 | 1.2 | | 9 | 2 | 2 | 2 | 1 | 2 | 0 | 0 | 0 | 0 | 0 | 8 | 11 | 0.00 | 0.000 | | | | | | | | | | |
| 59 Jeffrey Springs, L (7,1) ERA: 3.69 | 1.0 | | 3 | 0 | 0 | 0 | 1 | 0 | 0 | 0 | 0 | 0 | 0 | 6 | 7 | 0.00 | 1.000 | | | | | | | | | | |
| 28 Francisco Mejia, R (8,1) ERA: | 1.0 | | 4 | 1 | 0 | 0 | 0 | 0 | 0 | 0 | 0 | 0 | 0 | 6 | 7 | 0.00 | 1.000 | | | | | | | | | | |

Tampa Bay Rays @ Atlanta Braves
Truist Park, Atlanta, GA
Sat Jul 17 2021, 7:21 PM - 9:54 PM EDT
Att: 40,868 - Cloudy - 83 F

| | |
|-----|----|
| AB | 33 |
| R | 9 |
| H | 11 |
| RBI | 9 |
| BB | 3 |
| SO | 3 |
| LOB | 9 |

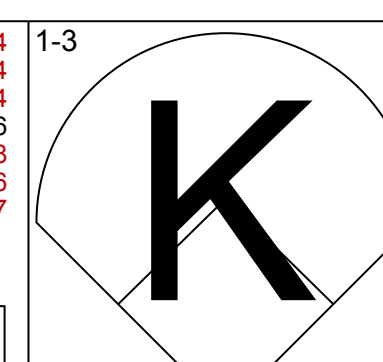
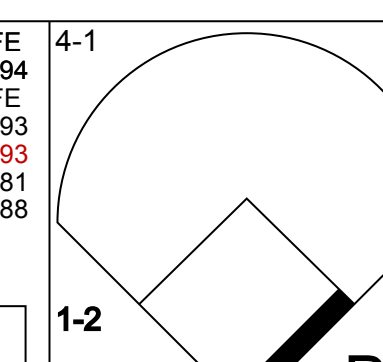
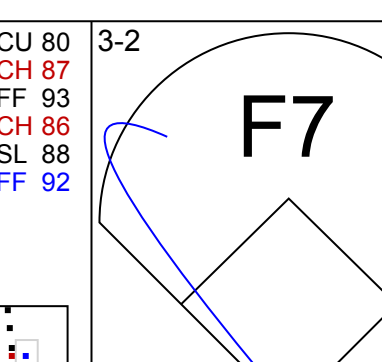

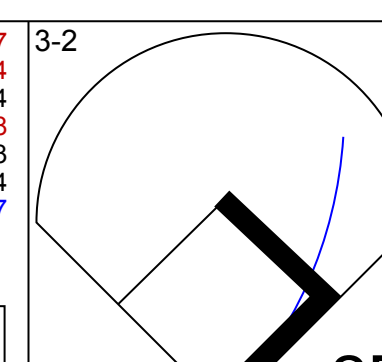
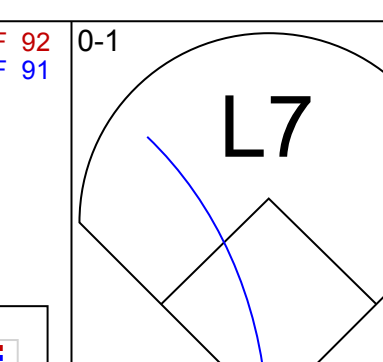
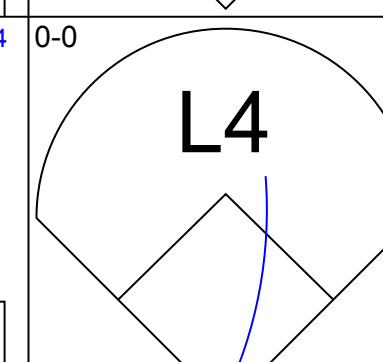
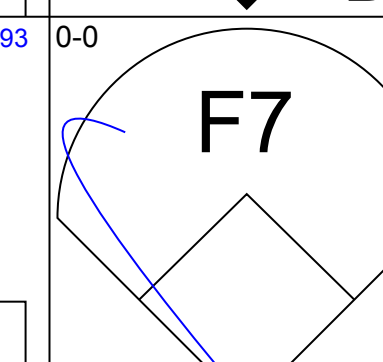
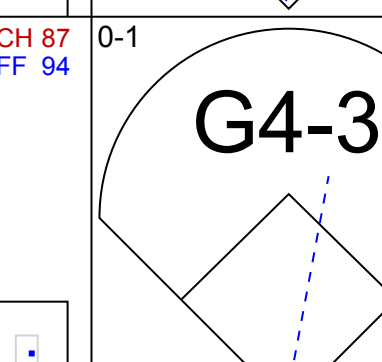

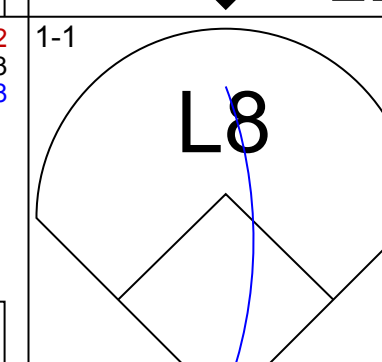
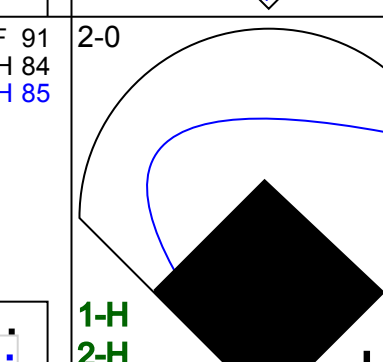
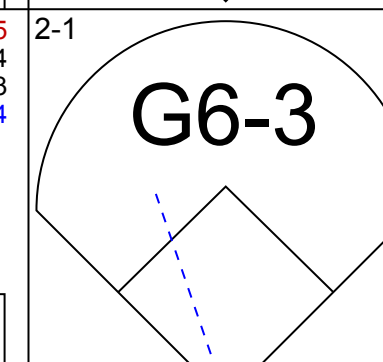

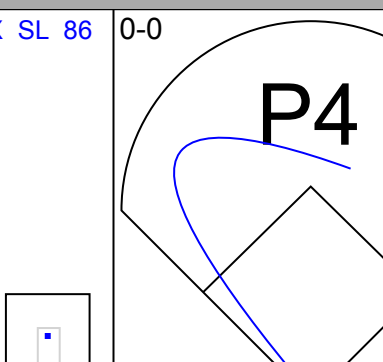

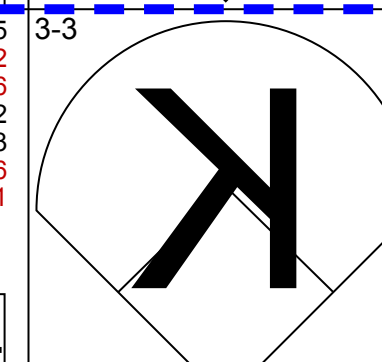
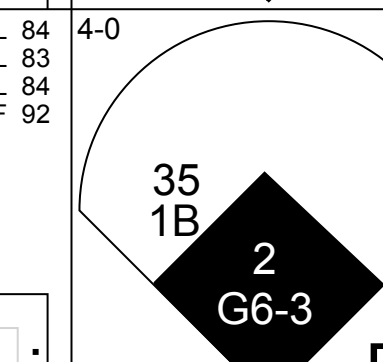
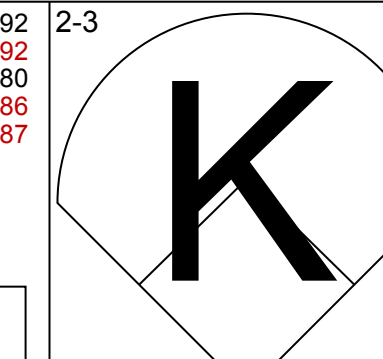

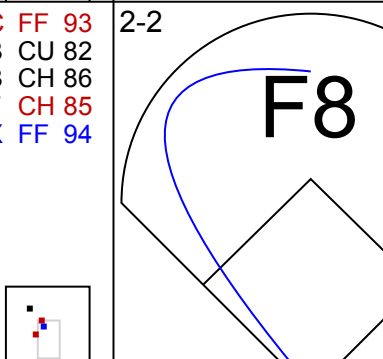

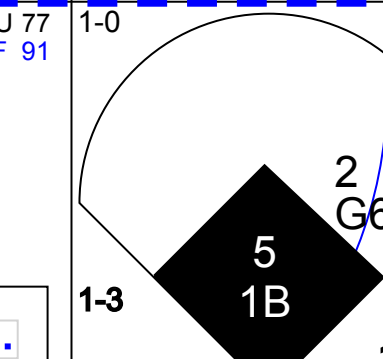
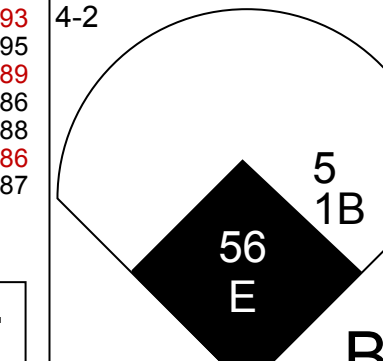

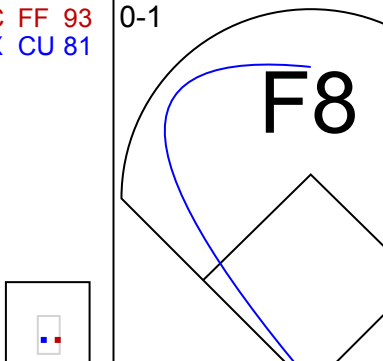


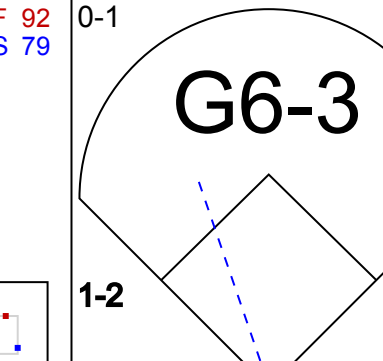
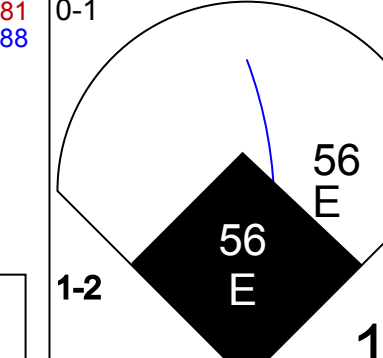


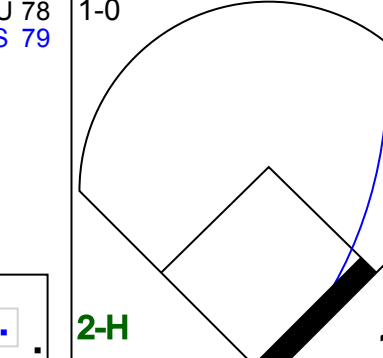

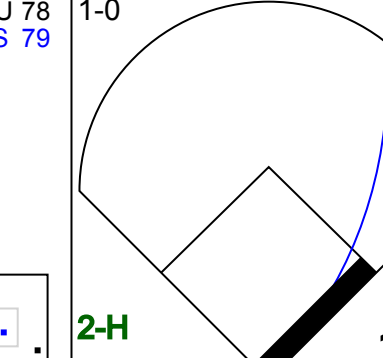
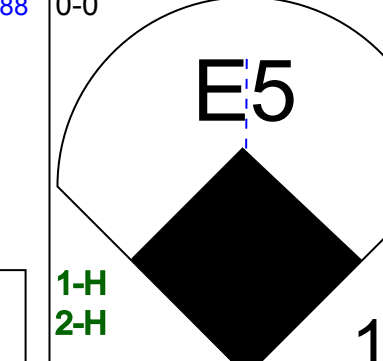

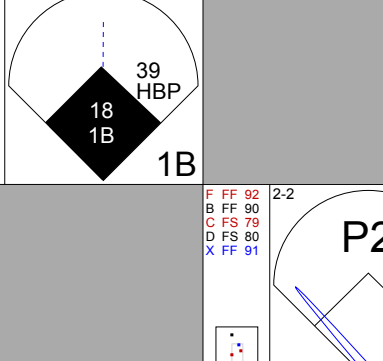


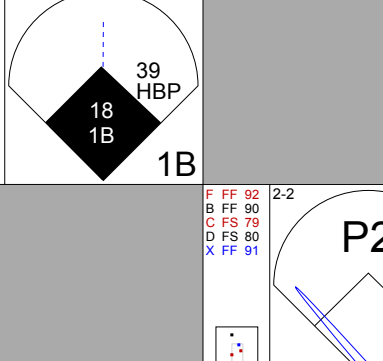

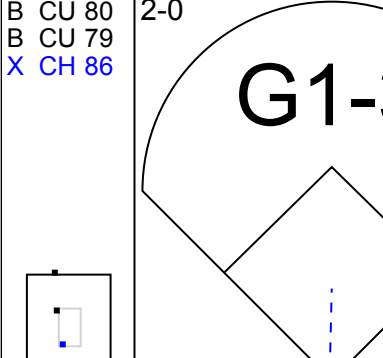

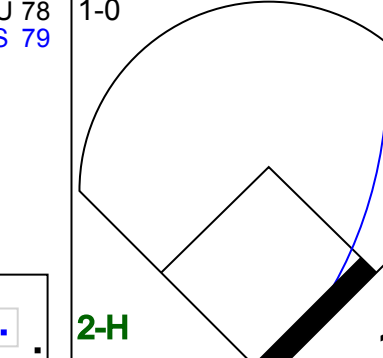


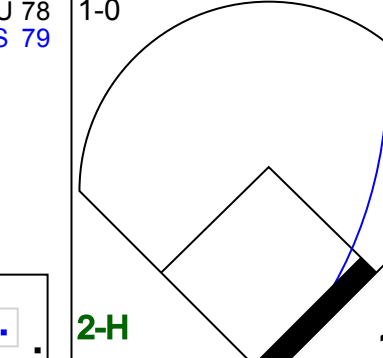

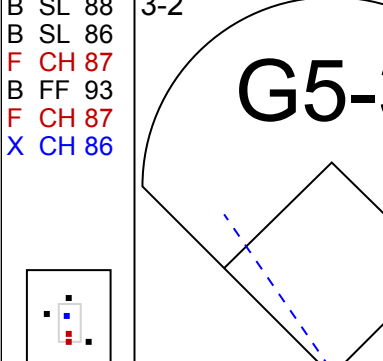

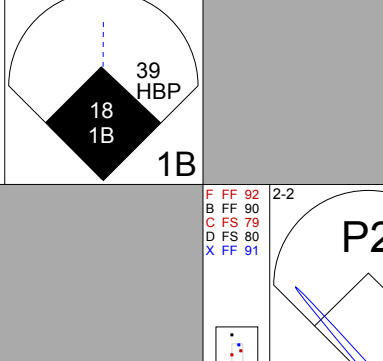


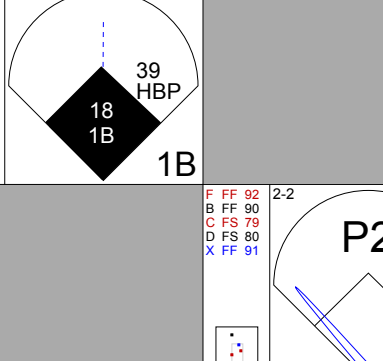

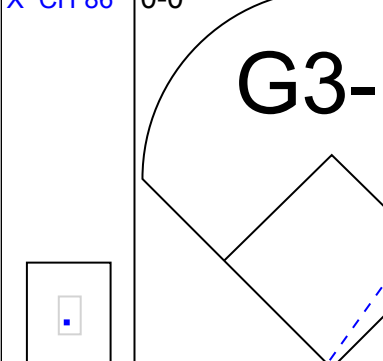

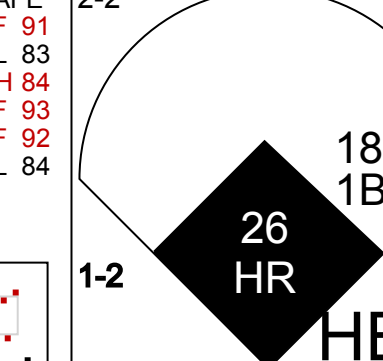


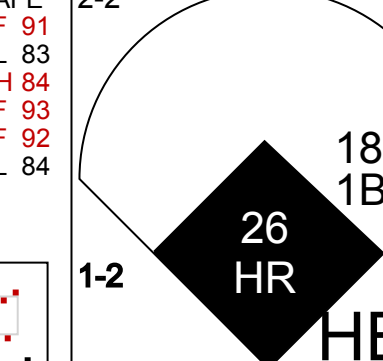


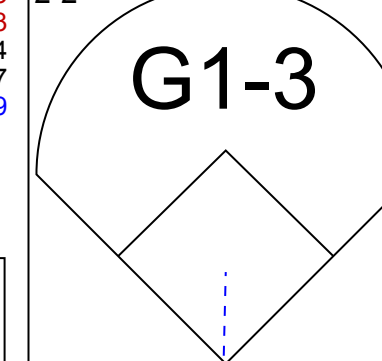
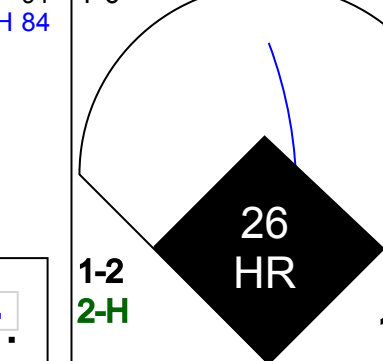
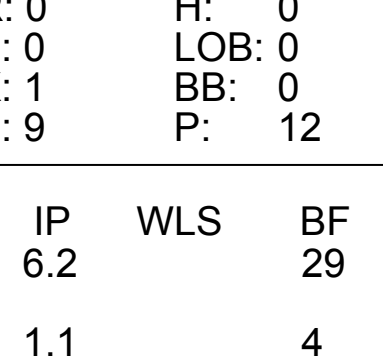
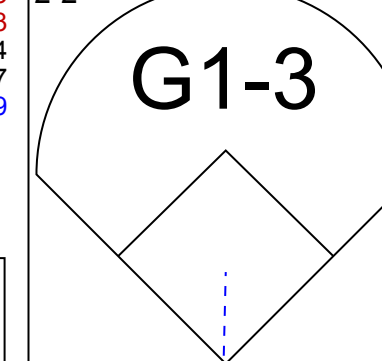
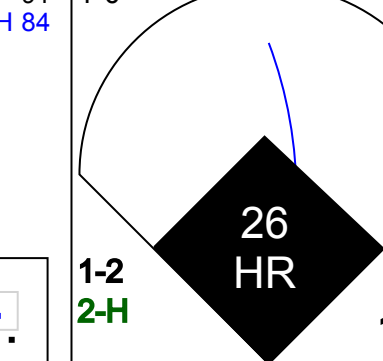
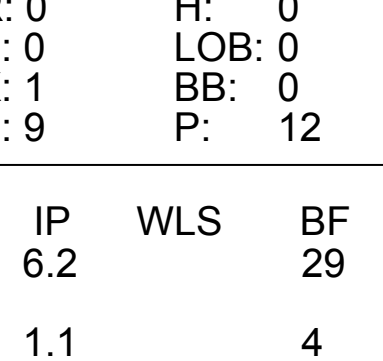
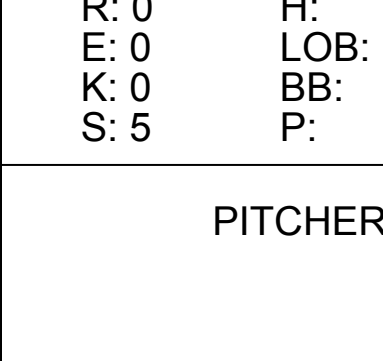
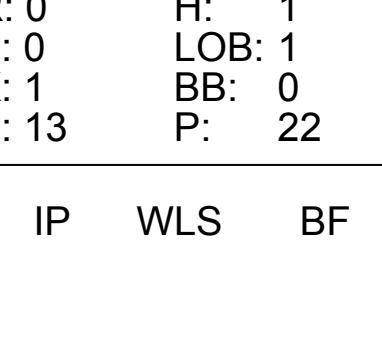
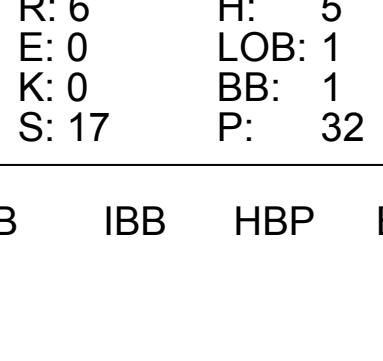


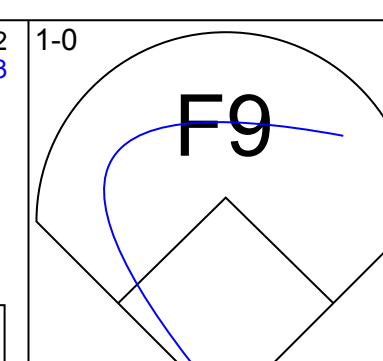
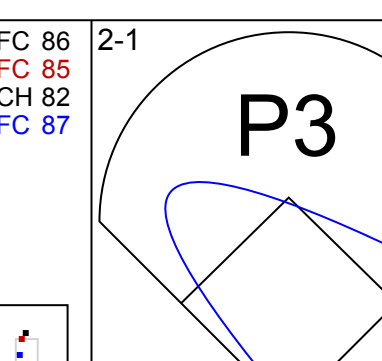

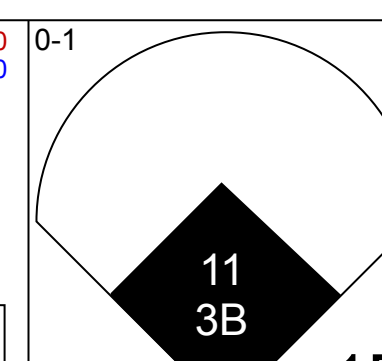
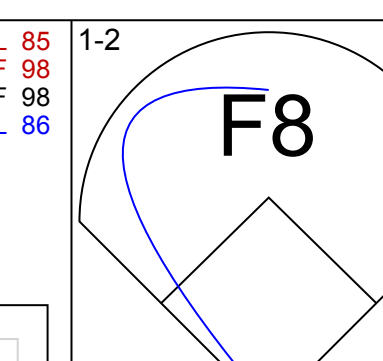
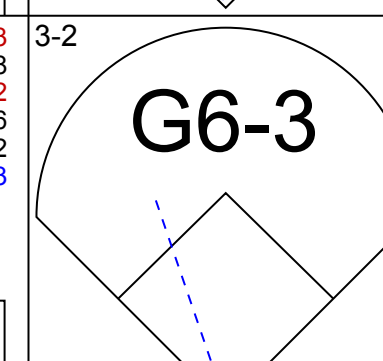

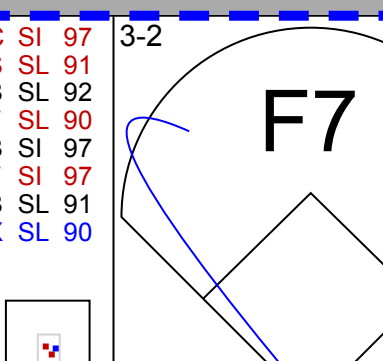
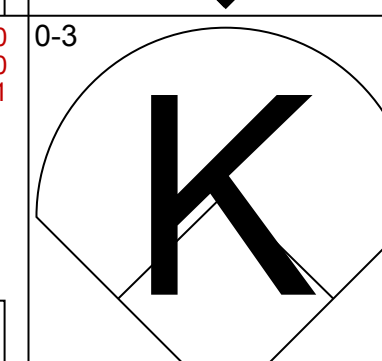
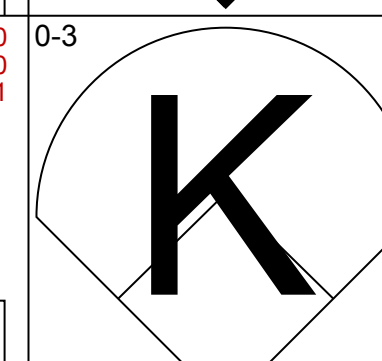
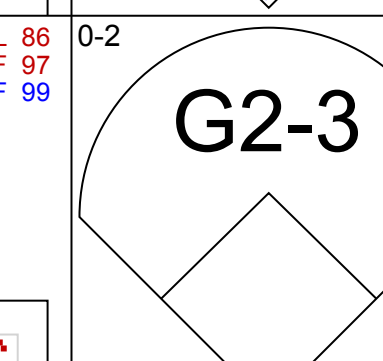
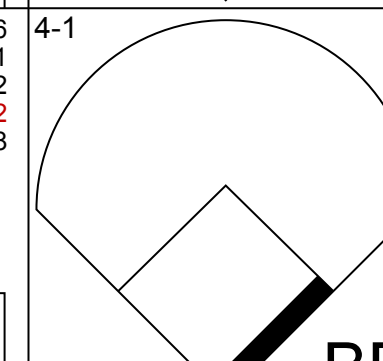

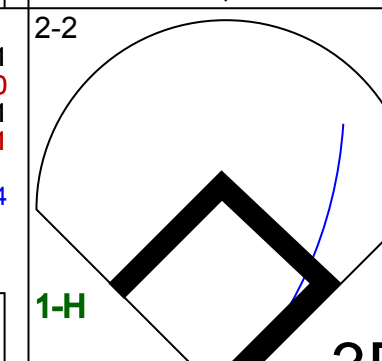
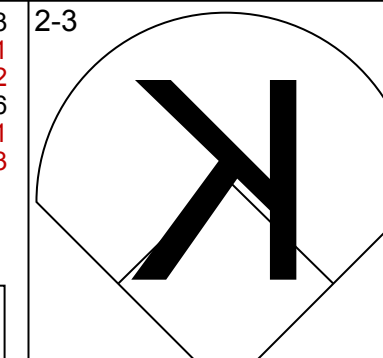
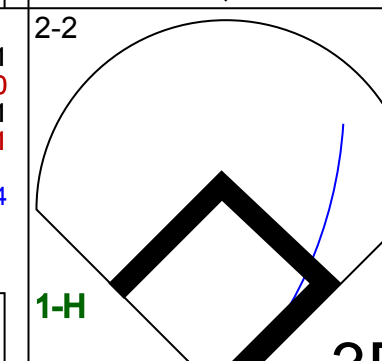
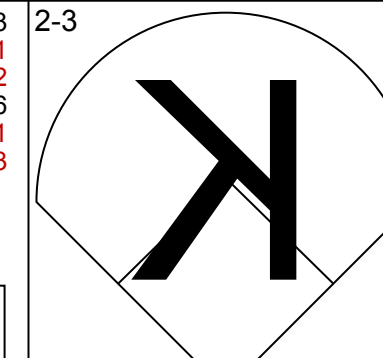
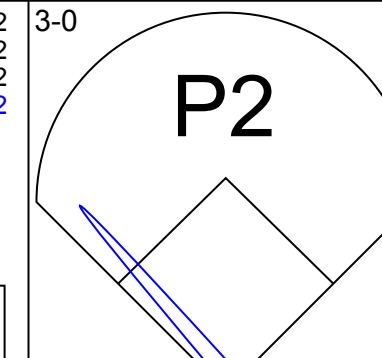

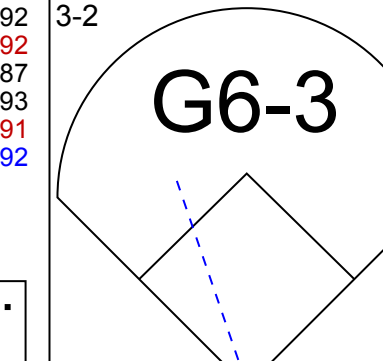
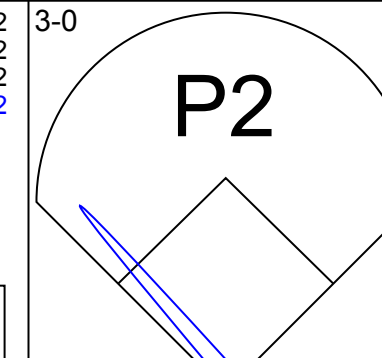

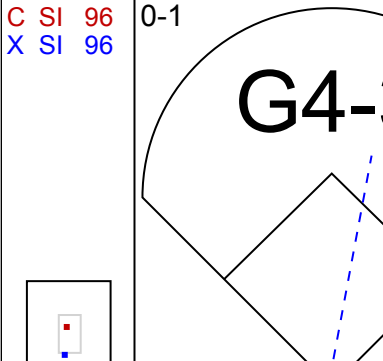





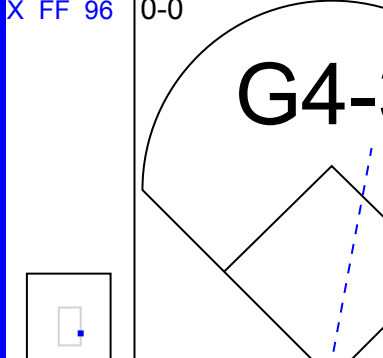



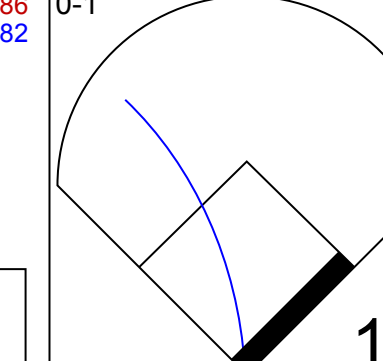
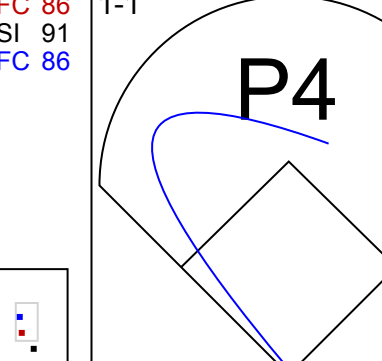
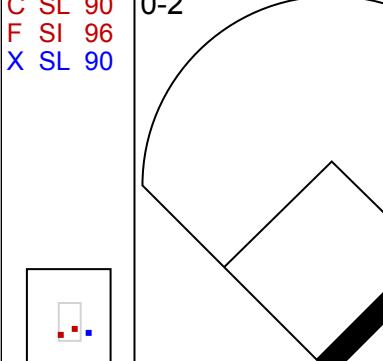



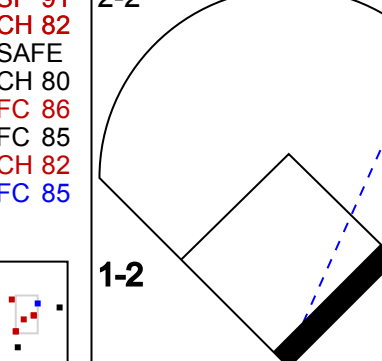

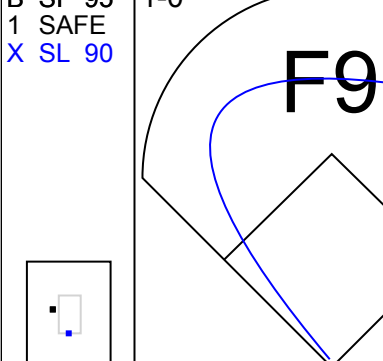

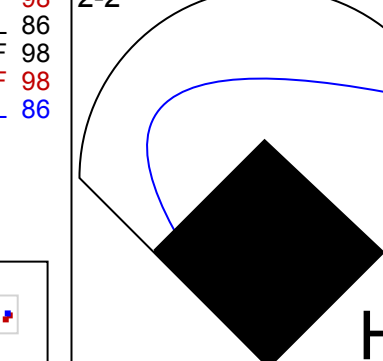

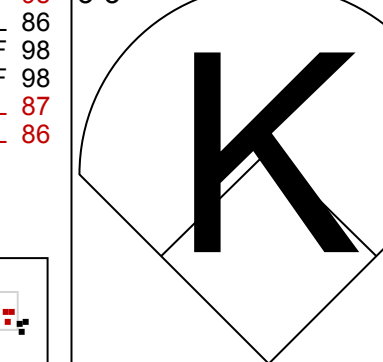
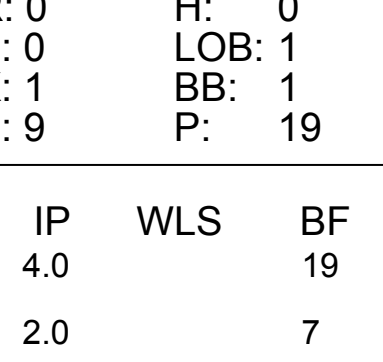
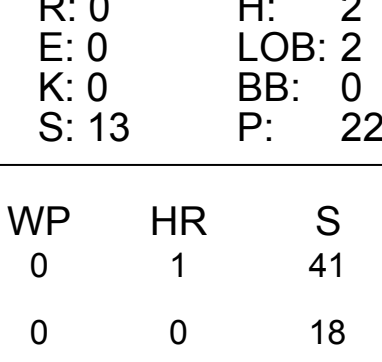

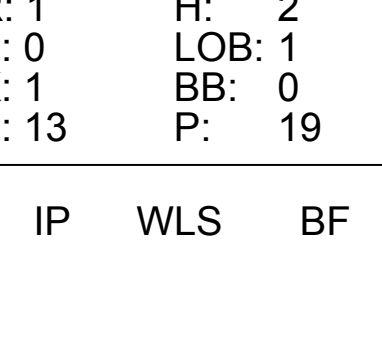
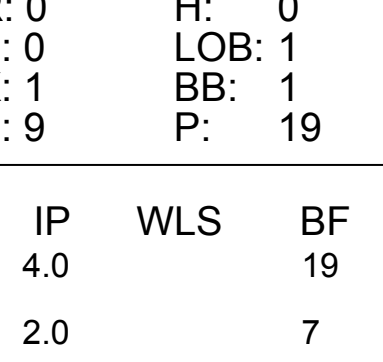
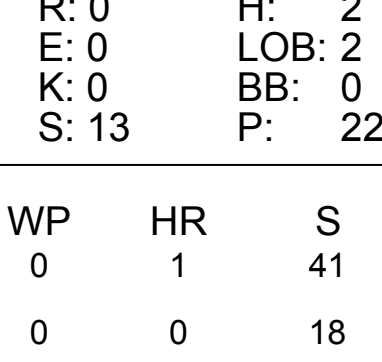
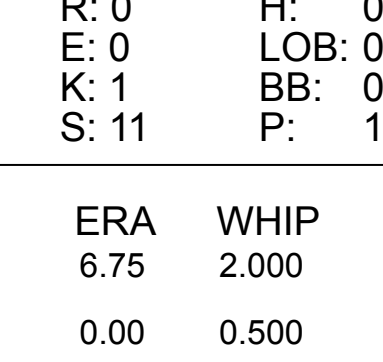
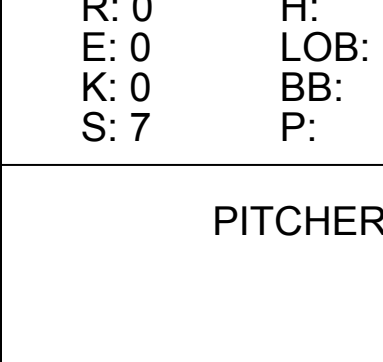
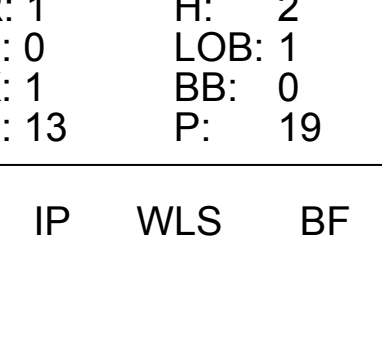
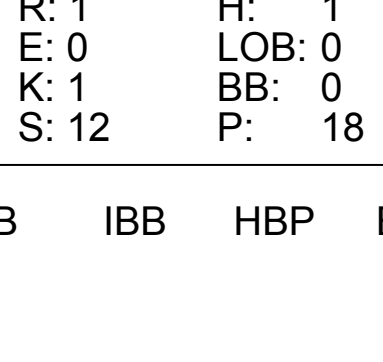






| Batter | 1 | 2 | 3 | 4 | 5 | 6 | 7 | 8 | 9 | AB | R | H | RBI | BB | SO | LOB | TOP | | | | | |
|---|---|----------------------------------|-------------------------------|----------------------------------|------------------------------|----------------------------------|------------------------------|---------------------------------|-------------------------------|----------------------------------|-------------------------------|----------------------------------|-------------------------------|----------------------------------|------------------------------|----------------------------------|--|----------------------------------|----------------------------------|------------------------------------|----------------------------------|--------|
| 21 Austin Hays, R OBP: 0.312, SLG: 0.440 | | | | | | | | | | 5 | 1 | 3 | 1 | 0 | 0 | 1 | <p>Baltimore Orioles @ Tampa Bay Rays Tropicana Field, St. Petersburg, FL Mon Jul 19 2021, 7:12 PM - 10:19 PM EDT Att: 9,922 - Dome - 72 F</p> <p>livebaseballscorecards.com</p> <p>AB 35 R 6 H 9 RBI 6 BB 3 SO 11 LOB 14</p> | | | | | |
| 16 Trey Mancini, R OBP: 0.333, SLG: 0.457 | | | | | | | | | | 4 | 1 | 2 | 0 | 1 | 2 | 2 | | | | | | |
| 6 Ryan Mountcastle, R OBP: 0.297, SLG: 0.435 | | | | | | | | | | 5 | 0 | 1 | 1 | 0 | 1 | 4 | | | | | | |
| 25 Anthony Santander, S 31 Cedric Mullins, L OBP: 0.277, SLG: 0.376 OBP: 0.379, SLG: 0.538 | | | | | | | | | | 2 | 1 | 0 | 1 | 1 | 2 | 1 | | | | | | |
| 29 Ramón Uriás, R OBP: 0.351, SLG: 0.429 | | | | | | | | | | 4 | 1 | 1 | 0 | 0 | 1 | 1 | | | | | | |
| 28 Pedro Severino, R OBP: 0.305, SLG: 0.341 | | | | | | | | | | 4 | 0 | 0 | 0 | 0 | 1 | 3 | | | | | | |
| 65 Ryan McKenna, R OBP: 0.289, SLG: 0.222 | | | | | | | | | | 4 | 0 | 0 | 0 | 0 | 2 | 2 | | | | | | |
| 11 Pat Valaika, R OBP: 0.249, SLG: 0.239 | | | | | | | | | | 4 | 1 | 1 | 2 | 0 | 1 | 0 | | | | | | |
| 82 Kelvin Gutiérrez, R OBP: 0.296, SLG: 0.284 | | | | | | | | | | 3 | 1 | 1 | 1 | 1 | 1 | 0 | | | | | | |
| Inning Stats | R: 2 E: 0 K: 0 S: 21 | H: 3 LOB: 1 BB: 0 P: 32 | R: 0 E: 0 K: 2 S: 10 | H: 0 LOB: 0 BB: 0 P: 12 | R: 0 E: 0 K: 1 S: 9 | H: 1 LOB: 1 BB: 0 P: 13 | R: 0 E: 0 K: 0 S: 5 | H: 0 LOB: 0 BB: 0 P: 6 | R: 0 E: 0 K: 1 S: 10 | H: 1 LOB: 2 BB: 1 P: 15 | R: 4 E: 0 K: 2 S: 26 | H: 4 LOB: 1 BB: 1 P: 39 | R: 0 E: 0 K: 3 S: 10 | H: 0 LOB: 0 BB: 0 P: 12 | R: 0 E: 0 K: 1 S: 7 | H: 0 LOB: 0 BB: 0 P: 11 | R: 0 E: 1 K: 1 S: 10 | H: 0 LOB: 1 BB: 1 P: 16 | 1B: 7 2B: 2 3B: 0 HR: 0 | SF: 1 SAC: 0 DP: 0 HBP: 0 | WP: 0 PB: 0 SB: 1 CS: 0 | PA: 39 |
| PITCHER | IP WLS BF H R ER SO BB IBB HBP BLK WP HR S P ERA WHIP | | | | | | | | | | | | | | | | | | | | | |
| 48 Ryan Yarbrough, L ERA: 4.59 | 5.2 L 27 8 6 6 5 2 0 0 0 0 0 0 0 75 108 9.53 1.765 | | | | | | | | | | | | | | | | | | | | | |
| 37 Matt Wisler, R ERA: 3.71 | 0.1 2 1 0 0 1 0 0 0 0 0 0 0 6 9 0.00 3.000 | | | | | | | | | | | | | | | | | | | | | |
| 63 Diego Castillo, R ERA: 2.97 | 1.0 3 0 0 0 3 0 0 0 0 0 0 0 10 12 0.00 0.000 | | | | | | | | | | | | | | | | | | | | | |
| 57 Drew Rasmussen, R ERA: 4.85 | 2.0 7 0 0 0 2 1 0 0 0 0 0 0 17 27 0.00 0.500 | | | | | | | | | | | | | | | | | | | | | |

| Batter | 1 | 2 | 3 | 4 | 5 | 6 | 7 | 8 | 9 | AB | R | H | RBI | BB | SO | LOB | BOTTOM | | | | | |
|---|---|----------------------------------|------------------------------|---------------------------------|-------------------------------|----------------------------------|------------------------------|----------------------------------|------------------------------|----------------------------------|-------------------------------|----------------------------------|------------------------------|---------------------------------|-------------------------------|----------------------------------|--|----------------------------------|----------------------------------|------------------------------------|----------------------------------|--------|
| 8 Brandon Lowe, L OBP: 0.323, SLG: 0.458 | | | | | | | | | | 2 | 0 | 0 | 0 | 1 | 0 | 1 | <p>Baltimore Orioles @ Tampa Bay Rays Tropicana Field, St. Petersburg, FL Mon Jul 19 2021, 7:12 PM - 10:19 PM EDT Att: 9,922 - Dome - 72 F</p> <p>livebaseballscorecards.com</p> <p>AB 30 R 1 H 5 RBI 1 BB 3 SO 10 LOB 13</p> | | | | | |
| 26 Ji Man Choi, L OBP: 0.378, SLG: 0.398 | | | | | | | | | | 3 | 0 | 1 | 0 | 1 | 0 | 1 | | | | | | |
| 2 Yandy Díaz, R OBP: 0.372, SLG: 0.342 | | | | | | | | | | 2 | 0 | 0 | 0 | 0 | 1 | 3 | | | | | | |
| 7 Vidal Bruján, S OBP: 0.059, SLG: 0.059 | | | | | | | | | | 2 | 0 | 0 | 0 | 0 | 1 | 1 | | | | | | |
| 17 Austin Meadows, L OBP: 0.330, SLG: 0.463 | | | | | | | | | | 3 | 1 | 0 | 0 | 1 | 2 | 2 | | | | | | |
| 56 Randy Arozarena, R OBP: 0.330, SLG: 0.394 | | | | | | | | | | 4 | 0 | 2 | 1 | 0 | 0 | 0 | | | | | | |
| 18 Joey Wendle, L OBP: 0.337, SLG: 0.447 | | | | | | | | | | 4 | 0 | 0 | 0 | 0 | 3 | 2 | | | | | | |
| 10 Mike Zunino, R ERA: 3.12 | | | | | | | | | | 1 | 0 | 0 | 0 | 0 | 0 | 0 | | | | | | |
| 28 Francisco Mejía, S OBP: 0.313, SLG: 0.379 | | | | | | | | | | 3 | 0 | 1 | 0 | 0 | 1 | 0 | | | | | | |
| 39 Kevin Kiermaier, L OBP: 0.303, SLG: 0.343 | | | | | | | | | | 3 | 0 | 1 | 0 | 0 | 1 | 1 | | | | | | |
| 6 Taylor Walls, S OBP: 0.325, SLG: 0.346 | | | | | | | | | | 3 | 0 | 0 | 0 | 0 | 1 | 2 | | | | | | |
| Inning Stats | R: 0 E: 0 K: 2 S: 8 | H: 1 LOB: 1 BB: 0 P: 11 | R: 0 E: 0 K: 0 S: 5 | H: 0 LOB: 0 BB: 0 P: 9 | R: 0 E: 0 K: 2 S: 15 | H: 0 LOB: 1 BB: 1 P: 24 | R: 0 E: 0 K: 1 S: 8 | H: 1 LOB: 0 BB: 0 P: 11 | R: 0 E: 0 K: 0 S: 8 | H: 1 LOB: 0 BB: 0 P: 12 | R: 1 E: 0 K: 2 S: 16 | H: 1 LOB: 1 BB: 1 P: 25 | R: 0 E: 0 K: 0 S: 7 | H: 1 LOB: 0 BB: 0 P: 9 | R: 0 E: 0 K: 1 S: 10 | H: 0 LOB: 1 BB: 1 P: 18 | R: 0 E: 0 K: 2 S: 11 | H: 0 LOB: 0 BB: 0 P: 14 | 1B: 4 2B: 1 3B: 0 HR: 0 | SF: 0 SAC: 0 DP: 1 HBP: 1 | WP: 0 PB: 0 SB: 0 CS: 1 | PA: 35 |
| PITCHER | IP WLS BF H R ER SO BB IBB HBP BLK WP HR S P ERA WHIP | | | | | | | | | | | | | | | | | | | | | |
| 80 Spenser Watkins, R ERA: 1.65 | 6.0 W 24 4 1 1 7 2 0 0 0 0 0 0 60 92 1.50 1.000 | | | | | | | | | | | | | | | | | | | | | |
| 54 Cole Sulser, R ERA: 3.12 | 1.0 4 1 0 0 0 1 0 0 0 0 0 0 9 15 0.00 2.000 | | | | | | | | | | | | | | | | | | | | | |
| 51 Paul Fry, L ERA: 3.82 | 1.0 3 0 0 0 1 0 0 0 0 0 0 0 8 12 0.00 0.000 | | | | | | | | | | | | | | | | | | | | | |
| 68 Tyler Wells, R ERA: 3.92 | 1.0 3 0 0 0 2 0 0 0 0 0 0 0 11 14 0.00 0.000 | | | | | | | | | | | | | | | | | | | | | |

| Batter | 1 | 2 | 3 | 4 | 5 | 6 | 7 | 8 | 9 | AB | R | H | RBI | BB | SO | LOB | TOP | | | |
|--|---|----------------------------------|--------------------------------------|---------------------------------|---------------------------------------|----------------------------------|---------------------------------------|----------------------------------|--------------------------------------|----------------------------------|--------------------------------------|----------------------------------|---------------------------------------|----------------------------------|--------------------------------------|----------------------------------|--|------------------------------------|----------------------------------|--------|
| 31 Cedric Mullins, L (1, 8) OBP: 0.378, SLG: 0.536 | | | | | | | | | | 4 | 1 | 2 | 0 | 0 | 1 | 0 | <p>Baltimore Orioles @ Tampa Bay Rays Tropicana Field, St. Petersburg, FL Wed Jul 21 2021, 12:13 PM - 3:02 PM EDT Att: 8,968 - Dome - 72 F</p> <p>livebaseballscores.com</p> <p>AB 34 R 4 H 9 RBI 4 BB 1 SO 7 LOB 9</p> | | | |
| 21 Austin Hays, R (1, 9) OBP: 0.305, SLG: 0.432 | | | | | | | | | | 4 | 0 | 1 | 1 | 0 | 2 | 1 | | | | |
| 16 Trey Mancini, R (1, 10) OBP: 0.334, SLG: 0.458 | | | | | | | | | | 4 | 1 | 2 | 0 | 0 | 1 | 2 | | | | |
| 6 Ryan Mountcastle, R (1, 3) OBP: 0.298, SLG: 0.443 | | | | | | | | | | 3 | 1 | 2 | 2 | 1 | 0 | 0 | | | | |
| 24 DJ Stewart, L (1, 7) OBP: 0.312, SLG: 0.346 | | | | | | | | | | 3 | 0 | 0 | 0 | 0 | 0 | 1 | | | | |
| 65 Ryan McKenna, R (8, PR) OBP: 0.289, SLG: 0.222 | | | | | | | | | | 0 | 0 | 0 | 0 | 0 | 0 | 0 | | | | |
| 29 Ramón Urias, R (1, 6) OBP: 0.353, SLG: 0.421 | | | | | | | | | | 4 | 0 | 1 | 0 | 0 | 0 | 4 | | | | |
| 75 Domingo Leyba, S (1, 5) OBP: 0.225, SLG: 0.194 | | | | | | | | | | 4 | 0 | 0 | 0 | 0 | 0 | 1 | | | | |
| 11 Pat Valaika, R (1, 4) OBP: 0.250, SLG: 0.255 | | | | | | | | | | 4 | 1 | 1 | 1 | 0 | 2 | 0 | | | | |
| 61 Austin Wynns, R (1, 2) OBP: 0.220, SLG: 0.321 | | | | | | | | | | 4 | 0 | 0 | 0 | 0 | 1 | 0 | | | | |
| Inning Stats | R: 1 H: 2 E: 0 K: 0 S: 9 | H: 2 LOB: 0 BB: 0 P: 13 | R: 0 H: 1 E: 0 K: 0 S: 4 | H: 0 LOB: 1 BB: 0 P: 5 | R: 1 H: 2 E: 0 K: 1 S: 10 | H: 2 LOB: 1 BB: 0 P: 15 | R: 0 H: 0 E: 0 K: 1 S: 11 | H: 0 LOB: 0 BB: 0 P: 15 | R: 1 H: 2 E: 0 K: 1 S: 9 | H: 2 LOB: 1 BB: 0 P: 14 | R: 0 H: 0 E: 0 K: 1 S: 8 | H: 0 LOB: 0 BB: 0 P: 12 | R: 0 H: 1 E: 0 K: 2 S: 14 | H: 3 LOB: 3 BB: 1 P: 20 | R: 0 H: 0 E: 0 K: 1 S: 8 | H: 0 LOB: 0 BB: 0 P: 14 | 1B: 4 2B: 4 3B: 0 HR: 2 | SF: 0 SAC: 0 DP: 2 HBP: 1 | WP: 0 PB: 0 SB: 0 CS: 0 | PA: 36 |
| PITCHER | IP WLS BF H R ER SO BB IBB HBP BLK WP HR S P ERA WHIP | | | | | | | | | | | | | | | | | | | |
| 52 Michael Wacha, R (1, 1) ERA: 5.16 | 5.0 | 19 | 6 | 3 | 3 | 2 | 0 | 0 | 0 | 0 | 0 | 0 | 0 | 0 | 0 | 0 | 5.40 | 1.200 | | |
| 37 Matt Wisler, R (6, 1) ERA: 3.75 | 2.0 | 8 | 2 | 1 | 1 | 2 | 0 | 0 | 0 | 0 | 0 | 0 | 0 | 0 | 0 | 17 | 26 | 4.50 | 1.000 | |
| 31 Collin McHugh, R (8, 1) ERA: 1.51 | 2.0 | W | 9 | 1 | 0 | 0 | 3 | 1 | 0 | 1 | 0 | 0 | 0 | 0 | 0 | 22 | 34 | 0.00 | 1.000 | |

| Batter | 1 | 2 | 3 | 4 | 5 | 6 | 7 | 8 | 9 | AB | R | H | RBI | BB | SO | LOB | BOTTOM | | | | | |
|---|---|----------------------------------|---------------------------------------|----------------------------------|---------------------------------------|----------------------------------|--------------------------------------|----------------------------------|---------------------------------------|----------------------------------|---------------------------------------|----------------------------------|---------------------------------------|----------------------------------|---------------------------------------|----------------------------------|--|----------------------------------|----------------------------------|------------------------------------|----------------------------------|--------|
| 56 Randy Arozarena, R (1, 7) OBP: 0.335, SLG: 0.429 | | | | | | | | | | 5 | 2 | 3 | 2 | 0 | 1 | 2 | <p>Baltimore Orioles @ Tampa Bay Rays Tropicana Field, St. Petersburg, FL Wed Jul 21 2021, 12:13 PM - 3:02 PM EDT Att: 8,968 - Dome - 72 F</p> <p>livebaseballscores.com</p> <p>AB 35 R 5 H 9 RBI 5 BB 4 SO 13 LOB 15</p> | | | | | |
| 7 Vidal Bruján, S (1, 4) OBP: 0.077, SLG: 0.077 | | | | | | | | | | 5 | 0 | 0 | 0 | 0 | 2 | 5 | | | | | | |
| 17 Austin Meadows, L (1, 10) OBP: 0.330, SLG: 0.459 | | | | | | | | | | 5 | 0 | 2 | 2 | 0 | 1 | 0 | | | | | | |
| 5 Wander Franco, S (1, 6) OBP: 0.261, SLG: 0.363 | | | | | | | | | | 3 | 0 | 0 | 0 | 1 | 1 | 1 | | | | | | |
| 8 Brandon Lowe, L (1, 9) OBP: 0.330, SLG: 0.461 | | | | | | | | | | 2 | 0 | 0 | 0 | 2 | 1 | 1 | | | | | | |
| 26 Ji Man Choi, L (1, 3) OBP: 0.372, SLG: 0.389 | | | | | | | | | | 4 | 0 | 0 | 0 | 0 | 3 | 4 | | | | | | |
| 28 Francisco Mejia, S (1, 2) OBP: 0.321, SLG: 0.418 | | | | | | | | | | 4 | 2 | 2 | 0 | 0 | 1 | 0 | | | | | | |
| 18 Joey Wendle, L (1, 5) OBP: 0.337, SLG: 0.453 | | | | | | | | | | 3 | 0 | 1 | 1 | 0 | 1 | 0 | | | | | | |
| 2 Yandy Diaz, R (9, PH) OBP: 0.371, SLG: 0.341 | | | | | | | | | | 1 | 0 | 0 | 0 | 0 | 1 | 1 | | | | | | |
| 35 Brett Phillips, L (1, 8) OBP: 0.301, SLG: 0.335 | | | | | | | | | | 3 | 0 | 1 | 0 | 0 | 1 | 1 | | | | | | |
| 10 Mike Zunino, R (9, PH) OBP: 0.296, SLG: 0.521 | | | | | | | | | | 0 | 0 | 0 | 0 | 1 | 0 | 0 | | | | | | |
| 39 Kevin Kiermaier, L (9, PR) OBP: 0.298, SLG: 0.337 | | | | | | | | | | 0 | 1 | 0 | 0 | 0 | 0 | 0 | | | | | | |
| Inning Stats | R: 1 H: 1 E: 0 K: 2 S: 12 | H: 2 LOB: 2 BB: 2 P: 24 | R: 1 H: 2 E: 0 K: 1 S: 12 | H: 0 LOB: 1 BB: 0 P: 20 | R: 0 H: 0 E: 0 K: 1 S: 11 | H: 0 LOB: 0 BB: 0 P: 14 | R: 0 H: 0 E: 0 K: 1 S: 8 | H: 0 LOB: 0 BB: 0 P: 10 | R: 1 H: 2 E: 0 K: 1 S: 11 | H: 2 LOB: 0 BB: 0 P: 17 | R: 0 H: 0 E: 0 K: 2 S: 11 | H: 0 LOB: 0 BB: 0 P: 17 | R: 0 H: 1 E: 0 K: 1 S: 12 | H: 1 LOB: 1 BB: 0 P: 18 | R: 0 H: 0 E: 0 K: 2 S: 11 | H: 0 LOB: 1 BB: 1 P: 18 | R: 2 H: 3 E: 0 K: 2 S: 18 | H: 3 LOB: 2 BB: 1 P: 26 | 1B: 5 2B: 0 3B: 2 HR: 2 | SF: 0 SAC: 0 DP: 0 HBP: 0 | WP: 0 PB: 0 SB: 0 CS: 1 | PA: 40 |
| PITCHER | IP WLS BF H R ER SO BB IBB HBP BLK WP HR S P ERA WHIP | | | | | | | | | | | | | | | | | | | | | |
| 52 Alex Wells, L (1, 1) ERA: 4.35 | 5.2 | 24 | 5 | 3 | 3 | 7 | 2 | 0 | 0 | 0 | 0 | 0 | 0 | 0 | 0 | 0 | 4.76 | 1.235 | | | | |
| 54 Cole Sulser, R (6, 1) ERA: 3.06 | 0.2 | H | 3 | 1 | 0 | 0 | 1 | 0 | 0 | 0 | 0 | 0 | 0 | 0 | 0 | 8 | 12 | 0.00 | 1.500 | | | |
| 55 Dillon Tate, R (7, 1) ERA: 4.31 | 0.2 | H | 2 | 0 | 0 | 0 | 1 | 0 | 0 | 0 | 0 | 0 | 0 | 0 | 0 | 10 | 15 | 0.00 | 0.000 | | | |
| 51 Paul Fry, L (8, 1) ERA: 3.77 | 1.0 | H | 4 | 0 | 0 | 0 | 2 | 1 | 0 | 0 | 0 | 0 | 0 | 0 | 0 | 11 | 18 | 0.00 | 1.000 | | | |
| 66 Tanner Scott, L (9, 1) ERA: 3.08 | 0.2 | L | 6 | 3 | 2 | 2 | 2 | 1 | 0 | 0 | 0 | 0 | 0 | 0 | 0 | 18 | 26 | 27.00 | 6.000 | | | |

| Batter | 1 | 2 | 3 | 4 | 5 | 6 | 7 | 8 | 9 | AB | R | H | RBI | BB | SO | LOB | TOP | | | | |
|---|---|---|---|---|---|---|---|---|---|---|---|---|---|---|---|---|---|---|---|---|---|
| 8 Brandon Lowe, L (1,4) OBP: 0.334, SLG: 0.465 |  |  |  |  | | |  | |  | 4 | 0 | 1 | 0 | 1 | 1 | 3 | Tampa Bay Rays @ Cleveland Indians Progressive Field, Cleveland, OH Fri Jul 23 2021, 7:13 PM - 10:15 PM EDT Att: 23,180 - Cloudy - 75 F | | | | |
| 26 Ji Man Choi, L (1,3) OBP: 0.370, SLG: 0.404 |  |  |  |  | | |  | |  | 5 | 1 | 1 | 3 | 0 | 0 | 4 | | | | | |
| 23 Nelson Cruz, R (1,10) OBP: 0.371, SLG: 0.543 |  | |  |  |  | |  | |  | 4 | 2 | 1 | 1 | 1 | 1 | 1 | | | | | |
| 17 Austin Meadows, L (1,7) OBP: 0.332, SLG: 0.456 | |  |  |  | | |  | |  | 3 | 0 | 1 | 0 | 1 | 1 | 0 | | | | | |
| 35 Brett Phillips, L (8,7) OBP: 0.286, SLG: 0.339 | |  |  |  | | |  | |  | 1 | 1 | 1 | 0 | 0 | 0 | 0 | | | | | |
| 2 Yandy Diaz, R (1,5) OBP: 0.375, SLG: 0.361 | |  |  |  | | |  | |  | 4 | 1 | 0 | 1 | 1 | 0 | 3 | | | | | |
| 28 Francisco Mejia, S (9,2) OBP: 0.320, SLG: 0.427 | |  |  |  | | |  | |  | 0 | 0 | 0 | 0 | 0 | 0 | 0 | | | | | |
| 5 Wander Franco, S (1,6) OBP: 0.286, SLG: 0.378 |  |  |  |  | |  | |  |  | 5 | 1 | 3 | 1 | 0 | 0 | 1 | | | | | |
| 56 Randy Arozarena, R (1,9) OBP: 0.332, SLG: 0.422 |  |  |  |  | |  | |  |  | 5 | 2 | 2 | 1 | 0 | 1 | 2 | | | | | |
| 39 Kevin Kiermaier, L (1,8) OBP: 0.295, SLG: 0.330 |  |  |  |  | |  | |  |  | 3 | 1 | 1 | 0 | 0 | 0 | 0 | | | | | |
| 10 Mike Zunino, R (1,2) OBP: 0.296, SLG: 0.523 |  |  |  |  | |  | |  |  | 3 | 0 | 1 | 0 | 0 | 0 | 1 | | | | | |
| 18 Joey Wendle, L (9,5) OBP: 0.333, SLG: 0.447 |  |  |  |  | |  | |  |  | 1 | 1 | 1 | 1 | 0 | 0 | 0 | | | | | |
| Inning Stats | R: 0 E: 0 K: 1 S: 9 | H: 0 LOB: 0 BB: 0 P: 12 | R: 3 E: 1 K: 1 S: 16 | H: 3 LOB: 2 BB: 2 P: 28 | R: 1 E: 0 K: 1 S: 10 | H: 3 LOB: 1 BB: 0 P: 14 | R: 0 E: 0 K: 0 S: 9 | H: 1 LOB: 1 BB: 0 P: 12 | R: 0 E: 0 K: 0 S: 6 | H: 0 LOB: 0 BB: 0 P: 8 | R: 0 E: 0 K: 0 S: 5 | H: 0 LOB: 0 BB: 0 P: 10 | R: 0 E: 0 K: 1 S: 13 | H: 1 LOB: 0 BB: 0 P: 22 | R: 0 E: 0 K: 0 S: 7 | H: 0 LOB: 1 BB: 1 P: 13 | R: 6 E: 0 K: 0 S: 17 | H: 5 LOB: 1 BB: 1 P: 32 | 1B: 9 2B: 2 3B: 0 HR: 2 | SF: 0 SAC: 0 DP: 2 HBP: 1 | WP: 0 PA: 43 PB: 0 SB: 0 CS: 0 |
| PITCHER | IP WLS BF H R ER SO BB IBB HBP BLK WP HR S P ERA WHIP | IP WLS BF H R ER SO BB IBB HBP BLK WP HR S P ERA WHIP | IP WLS BF H R ER SO BB IBB HBP BLK WP HR S P ERA WHIP | IP WLS BF H R ER SO BB IBB HBP BLK WP HR S P ERA WHIP | IP WLS BF H R ER SO BB IBB HBP BLK WP HR S P ERA WHIP | IP WLS BF H R ER SO BB IBB HBP BLK WP HR S P ERA WHIP | IP WLS BF H R ER SO BB IBB HBP BLK WP HR S P ERA WHIP | IP WLS BF H R ER SO BB IBB HBP BLK WP HR S P ERA WHIP | IP WLS BF H R ER SO BB IBB HBP BLK WP HR S P ERA WHIP | IP WLS BF H R ER SO BB IBB HBP BLK WP HR S P ERA WHIP | IP WLS BF H R ER SO BB IBB HBP BLK WP HR S P ERA WHIP | IP WLS BF H R ER SO BB IBB HBP BLK WP HR S P ERA WHIP | IP WLS BF H R ER SO BB IBB HBP BLK WP HR S P ERA WHIP | IP WLS BF H R ER SO BB IBB HBP BLK WP HR S P ERA WHIP | IP WLS BF H R ER SO BB IBB HBP BLK WP HR S P ERA WHIP | IP WLS BF H R ER SO BB IBB HBP BLK WP HR S P ERA WHIP | IP WLS BF H R ER SO BB IBB HBP BLK WP HR S P ERA WHIP | IP WLS BF H R ER SO BB IBB HBP BLK WP HR S P ERA WHIP | IP WLS BF H R ER SO BB IBB HBP BLK WP HR S P ERA WHIP | IP WLS BF H R ER SO BB IBB HBP BLK WP HR S P ERA WHIP | IP WLS BF H R ER SO BB IBB HBP BLK WP HR S P ERA WHIP |
| 34 Zach Plesac, R (1,1) ERA: 4.3 | 6.2 | 29 | 8 | 4 | 4 | 3 | 2 | 0 | 0 | 0 | 0 | 0 | 0 | 0 | 11 | 20 | 0.00 | 0.750 | | | |
| 52 Nick Sandlin, R (7,1) ERA: 2.53 | 1.1 | 4 | 0 | 0 | 0 | 1 | 1 | 0 | 0 | 0 | 0 | 0 | 0 | 1 | 10 | 21 | 135.00 | 12.000 | | | |
| 62 Nick Wittgren, R (9,1) ERA: 5.73 | 0.1 | L | 6 | 3 | 5 | 0 | 1 | 0 | 1 | 0 | 0 | 0 | 1 | 10 | 20 | 135.00 | 3.000 | | | | |
| 53 Blake Parker, R (9,1) ERA: 2.87 | 0.2 | 4 | 2 | 1 | 1 | 0 | 0 | 0 | 0 | 0 | 0 | 0 | 0 | 7 | 11 | 13.50 | 3.000 | | | | |

| Batter | 1 | 2 | 3 | 4 | 5 | 6 | 7 | 8 | 9 | AB | R | H | RBI | BB | SO | LOB | BOTTOM | | | | |
|---|---|---|---|---|---|---|---|---|---|---|---|---|---|---|---|---|---|---|---|---|---|
| 7 César Hernández, S (1,10) OBP: 0.304, SLG: 0.414 |  | |  |  | | |  | |  | 4 | 2 | 1 | 0 | 1 | 0 | 2 | Tampa Bay Rays @ Cleveland Indians Progressive Field, Cleveland, OH Fri Jul 23 2021, 7:13 PM - 10:15 PM EDT Att: 23,180 - Cloudy - 75 F | | | | |
| 1 Amed Rosario, R (1,6) OBP: 0.304, SLG: 0.367 |  | |  |  | | |  | |  | 5 | 1 | 1 | 0 | 0 | 1 | 1 | | | | | |
| 11 José Ramírez, S (1,5) OBP: 0.346, SLG: 0.518 |  | |  |  | | |  | | | 3 | 1 | 2 | 4 | 1 | 0 | 0 | | | | | |
| 32 Franmil Reyes, R (1,9) OBP: 0.315, SLG: 0.580 |  | |  |  | | |  | | | 4 | 0 | 1 | 0 | 0 | 2 | 2 | | | | | |
| 40 Harold Ramírez, R (1,7) OBP: 0.317, SLG: 0.433 |  |  |  |  | |  | |  |  | 4 | 0 | 0 | 0 | 0 | 1 | 1 | | | | | |
| 35 Oskar Mercado, R (1,8) OBP: 0.296, SLG: 0.400 |  | |  |  | |  | |  |  | 2 | 0 | 1 | 0 | 0 | 0 | 0 | | | | | |
| 4 Bradley Zimmer, L (6,7) OBP: 0.361, SLG: 0.317 |  | |  |  | |  | |  |  | 2 | 0 | 0 | 0 | 0 | 1 | 0 | | | | | |
| 2 Yu Chang, R (1,3) OBP: 0.221, SLG: 0.293 |  | |  |  | |  | |  |  | 4 | 0 | 2 | 0 | 0 | 1 | 1 | | | | | |
| 17 Austin Hedges, R (1,2) OBP: 0.208, SLG: 0.250 |  | |  |  | |  | |  |  | 3 | 0 | 1 | 0 | 0 | 0 | 2 | | | | | |
| 23 Daniel Johnson, L (9,7) OBP: 0.243, SLG: 0.389 |  | |  |  | |  | |  |  | 1 | 1 | 1 | 1 | 0 | 0 | 0 | | | | | |
| 28 Ernie Clement, R (1,4) OBP: 0.281, SLG: 0.264 |  | |  |  | |  | |  |  | 4 | 0 | 0 | 0 | 0 | 1 | 2 | | | | | |
| Inning Stats | R: 0 E: 0 K: 1 S: 9 | H: 0 LOB: 1 BB: 1 P: 19 | R: 0 E: 0 K: 0 S: 7 | H: 1 LOB: 0 BB: 0 P: 12 | R: 3 E: 0 K: 0 S: 12 | H: 3 LOB: 0 BB: 1 P: 19 | R: 0 E: 0 K: 0 S: 13 | H: 2 LOB: 2 BB: 0 P: 22 | R: 0 E: 0 K: 1 S: 11 | H: 0 LOB: 0 BB: 0 P: 19 | R: 0 E: 0 K: 0 S: 7 | H: 1 LOB: 1 BB: 0 P: 8 | R: 1 E: 0 K: 1 S: 13 | H: 2 LOB: 1 BB: 0 P: 19 | R: 0 E: 0 K: 3 S: 10 | H: 0 LOB: 0 BB: 0 P: 16 | R: 1 E: 0 K: 1 S: 12 | H: 1 LOB: 0 BB: 0 P: 18 | 1B: 7 2B: 0 3B: 1 HR: 2 | SF: 0 SAC: 0 DP: 1 HBP: 0 | WP: 0 PA: 38 PB: 0 SB: 0 CS: 0 |
| PITCHER | IP WLS BF H R ER SO BB IBB HBP BLK WP HR S P ERA WHIP | IP WLS BF H R ER SO BB IBB HBP BLK WP HR S P ERA WHIP | IP WLS BF H R ER SO BB IBB HBP BLK WP HR S P ERA WHIP | IP WLS BF H R ER SO BB IBB HBP BLK WP HR S P ERA WHIP | IP WLS BF H R ER SO BB IBB HBP BLK WP HR S P ERA WHIP | IP WLS BF H R ER SO BB IBB HBP BLK WP HR S P ERA WHIP | IP WLS BF H R ER SO BB IBB HBP BLK WP HR S P ERA WHIP | IP WLS BF H R ER SO BB IBB HBP BLK WP HR S P ERA WHIP | IP WLS BF H R ER SO BB IBB HBP BLK WP HR S P ERA WHIP | IP WLS BF H R ER SO BB IBB HBP BLK WP HR S P ERA WHIP | IP WLS BF H R ER SO BB IBB HBP BLK WP HR S P ERA WHIP | IP WLS BF H R ER SO BB IBB HBP BLK WP HR S P ERA WHIP | IP WLS BF H R ER SO BB IBB HBP BLK WP HR S P ERA WHIP | IP WLS BF H R ER SO BB IBB HBP BLK WP HR S P ERA WHIP | IP WLS BF H R ER SO BB IBB HBP BLK WP HR S P ERA WHIP | IP WLS BF H R ER SO BB IBB HBP BLK WP HR S P ERA WHIP | IP WLS BF H R ER SO BB IBB HBP BLK WP HR S P ERA WHIP | IP WLS BF H R ER SO BB IBB HBP BLK WP HR S P ERA WHIP | IP WLS BF H R ER SO BB IBB HBP BLK WP HR S P ERA WHIP | IP WLS BF H R ER SO BB IBB HBP BLK WP HR S P ERA WHIP | IP WLS BF H R ER SO BB IBB HBP BLK WP HR S P ERA WHIP |
| 19 Josh Fleming, L (1,1) ERA: 4.07 | 4.0 | 19 | 6 | 3 | 3 | 1 | 2 | 0 | 0 | 0 | 0 | 0 | 0 | 0 | 0 | 0 | | | | | |
| 36 Andrew Kittredge, R (5,1) ERA: 1.52 | 2.0 | 7 | 1 | 0 | 0 | 1 | 0 | 0 | 0 | 0 | 0 | 0 | 0 | 0 | 0 | 0 | | | | | |
| 37 Matt Wisler, R (7,1) ERA: 3.79 | 2.0 | W | 8 | 2 | 1 | 1 | 4 | 0 | 0 | 0 | 0 | 0 | 0 | 0 | 0 | 0 | | | | | |
| 29 Pete Fairbanks, R (9,1) ERA: 3.19 | 1.0 | 4 | 1 | 1 | 1 | 1 | 0 | 0 | 0 | 0 | 0 | | | | | | | | | | |

| Batter | 1 | 2 | 3 | 4 | 5 | 6 | 7 | 8 | 9 | AB | R | H | RBI | BB | SO | LOB | TOP | | | | | | | |
|--|---|---|---|---|---|---|---|---|---|---|---|---|---|---|---|---|---|---|---|---|---|---|---|---|
| 56 Randy Arozarena, R (1, 9) OBP: 0.331, SLG: 0.420 | | | | | | | | | | 4 | 1 | 1 | 0 | 0 | 1 | 2 | | | | | | | | |
| 26 Ji Man Choi, L (1, 3) OBP: 0.380, SLG: 0.444 | | | | | | | | | | 3 | 0 | 0 | 0 | 1 | 1 | 1 | | | | | | | | |
| 23 Nelson Cruz, R (1, 10) OBP: 0.367, SLG: 0.542 | | | | | | | | | | 3 | 1 | 1 | 1 | 1 | 0 | 3 | | | | | | | | |
| 17 Austin Meadows, L (1, 7) OBP: 0.330, SLG: 0.467 | | | | | | | | | | 4 | 0 | 0 | 1 | 0 | 0 | 2 | | | | | | | | |
| 39 Kevin Kiermaier, L (8, 8) OBP: 0.294, SLG: 0.326 | | | | | | | | | | 0 | 0 | 0 | 0 | 0 | 0 | 0 | | | | | | | | |
| 2 Yandy Diaz, R (1, 5) OBP: 0.371, SLG: 0.356 | | | | | | | | | | 4 | 0 | 0 | 0 | 0 | 0 | 2 | | | | | | | | |
| 5 Wander Franco, S (1, 6) OBP: 0.271, SLG: 0.364 | | | | | | | | | | 4 | 0 | 1 | 0 | 0 | 0 | 0 | | | | | | | | |
| 18 Joey Wendle, L (1, 4) OBP: 0.340, SLG: 0.457 | | | | | | | | | | 4 | 0 | 1 | 0 | 0 | 2 | 0 | | | | | | | | |
| 28 Francisco Mejia, S (1, 2) OBP: 0.314, SLG: 0.419 | | | | | | | | | | 3 | 0 | 0 | 0 | 0 | 2 | 2 | | | | | | | | |
| 8 Brandon Lowe, L (9, PH) OBP: 0.332, SLG: 0.459 | | | | | | | | | | 1 | 0 | 0 | 0 | 0 | 0 | 0 | | | | | | | | |
| 35 Brett Phillips, L (1, 8) OBP: 0.313, SLG: 0.362 | | | | | | | | | | 3 | 0 | 2 | 0 | 0 | 1 | 0 | | | | | | | | |
| Inning Stats | R: 1 E: 0 K: 0 S: 15 | H: 1 LOB: 1 BB: 1 P: 22 | R: 0 E: 0 K: 2 S: 7 | H: 0 LOB: 0 BB: 0 P: 8 | R: 0 E: 0 K: 2 S: 9 | H: 1 LOB: 1 BB: 0 P: 11 | R: 0 E: 0 K: 1 S: 13 | H: 2 LOB: 2 BB: 0 P: 17 | R: 0 E: 0 K: 1 S: 9 | H: 0 LOB: 0 BB: 0 P: 14 | R: 1 E: 0 K: 0 S: 10 | H: 1 LOB: 0 BB: 0 P: 15 | R: 0 E: 0 K: 0 S: 9 | H: 1 LOB: 1 BB: 0 P: 13 | R: 0 E: 0 K: 0 S: 11 | H: 0 LOB: 0 BB: 0 P: 22 | R: 0 E: 0 K: 1 S: 9 | H: 0 LOB: 0 BB: 0 P: 14 | 1B: 4 2B: 1 3B: 0 HR: 1 | SF: 0 SAC: 0 DP: 0 HBP: 0 | WP: 0 PB: 0 SB: 1 CS: 0 | PA: 35 | | |
| PITCHER | IP WLS BF H R ER SO BB IBB HBP BLK WP HR S P ERA WHIP | IP WLS BF H R ER SO BB IBB HBP BLK WP HR S P ERA WHIP | IP WLS BF H R ER SO BB IBB HBP BLK WP HR S P ERA WHIP | IP WLS BF H R ER SO BB IBB HBP BLK WP HR S P ERA WHIP | IP WLS BF H R ER SO BB IBB HBP BLK WP HR S P ERA WHIP | IP WLS BF H R ER SO BB IBB HBP BLK WP HR S P ERA WHIP | IP WLS BF H R ER SO BB IBB HBP BLK WP HR S P ERA WHIP | IP WLS BF H R ER SO BB IBB HBP BLK WP HR S P ERA WHIP | IP WLS BF H R ER SO BB IBB HBP BLK WP HR S P ERA WHIP | IP WLS BF H R ER SO BB IBB HBP BLK WP HR S P ERA WHIP | IP WLS BF H R ER SO BB IBB HBP BLK WP HR S P ERA WHIP | IP WLS BF H R ER SO BB IBB HBP BLK WP HR S P ERA WHIP | IP WLS BF H R ER SO BB IBB HBP BLK WP HR S P ERA WHIP | IP WLS BF H R ER SO BB IBB HBP BLK WP HR S P ERA WHIP | IP WLS BF H R ER SO BB IBB HBP BLK WP HR S P ERA WHIP | IP WLS BF H R ER SO BB IBB HBP BLK WP HR S P ERA WHIP | IP WLS BF H R ER SO BB IBB HBP BLK WP HR S P ERA WHIP | IP WLS BF H R ER SO BB IBB HBP BLK WP HR S P ERA WHIP | IP WLS BF H R ER SO BB IBB HBP BLK WP HR S P ERA WHIP | IP WLS BF H R ER SO BB IBB HBP BLK WP HR S P ERA WHIP | IP WLS BF H R ER SO BB IBB HBP BLK WP HR S P ERA WHIP | IP WLS BF H R ER SO BB IBB HBP BLK WP HR S P ERA WHIP | IP WLS BF H R ER SO BB IBB HBP BLK WP HR S P ERA WHIP | IP WLS BF H R ER SO BB IBB HBP BLK WP HR S P ERA WHIP |

Tampa Bay Rays @ Cleveland Indians
Progressive Field, Cleveland, OH
Sun Jul 25 2021, 1:14 PM - 3:59 PM EDT
Att: 18,614 - Sunny - 80 F

AB 33
R 2
H 6
RBI 2
BB 2
SO 7
LOB 12



| Batter | 1 | 2 | 3 | 4 | 5 | 6 | 7 | 8 | 9 | AB | R | H | RBI | BB | SO | LOB | BOTTOM | | | | | | | |
|--|---|---|---|---|---|---|---|---|---|---|---|---|---|---|---|---|---|---|---|---|---|---|---|---|
| 7 César Hernández, S (1, 4) OBP: 0.303, SLG: 0.419 | | | | | | | | | | 4 | 2 | 2 | 1 | 0 | 1 | 1 | | | | | | | | |
| 1 Amed Rosario, R (1, 6) OBP: 0.308, SLG: 0.368 | | | | | | | | | | 3 | 1 | 2 | 0 | 0 | 1 | 0 | | | | | | | | |
| 40 Harold Ramírez, R (1, 7) OBP: 0.310, SLG: 0.421 | | | | | | | | | | 4 | 0 | 1 | 1 | 0 | 0 | 3 | | | | | | | | |
| 44 Bobby Bradley, L (1, 10) OBP: 0.318, SLG: 0.496 | | | | | | | | | | 3 | 0 | 0 | 1 | 0 | 2 | 3 | | | | | | | | |
| 35 Oscar Mercado, R (1, 9) OBP: 0.288, SLG: 0.382 | | | | | | | | | | 3 | 0 | 1 | 0 | 0 | 0 | 1 | | | | | | | | |
| 23 Daniel Johnson, L (8, PH) OBP: 0.225, SLG: 0.359 | | | | | | | | | | 1 | 0 | 0 | 0 | 0 | 0 | 1 | | | | | | | | |
| 55 Roberto Pérez, R (1, 2) OBP: 0.272, SLG: 0.357 | | | | | | | | | | 3 | 0 | 0 | 0 | 1 | 2 | 2 | | | | | | | | |
| 2 Yu Chang, R (1, 3) OBP: 0.216, SLG: 0.286 | | | | | | | | | | 3 | 0 | 0 | 0 | 0 | 0 | 1 | | | | | | | | |
| 4 Bradley Zimmer, L (1, 8) OBP: 0.359, SLG: 0.326 | | | | | | | | | | 3 | 0 | 0 | 0 | 0 | 0 | 1 | | | | | | | | |
| 28 Ernie Clement, R (1, 5) OBP: 0.283, SLG: 0.268 | | | | | | | | | | 3 | 0 | 1 | 0 | 0 | 1 | 0 | | | | | | | | |
| Inning Stats | R: 1 E: 0 K: 1 S: 9 | H: 2 LOB: 1 BB: 0 P: 15 | R: 0 E: 0 K: 1 S: 9 | H: 0 LOB: 0 BB: 0 P: 15 | R: 0 E: 0 K: 1 S: 12 | H: 2 LOB: 2 BB: 0 P: 14 | R: 0 E: 0 K: 0 S: 8 | H: 0 LOB: 1 BB: 1 P: 13 | R: 0 E: 0 K: 3 S: 10 | H: 0 LOB: 0 BB: 0 P: 13 | R: 0 E: 0 K: 0 S: 11 | H: 1 LOB: 1 BB: 0 P: 14 | R: 0 E: 0 K: 0 S: 8 | H: 0 LOB: 0 BB: 0 P: 8 | R: 2 E: 0 K: 1 S: 17 | H: 2 LOB: 1 BB: 0 P: 29 | 1B: 6 2B: 0 3B: 0 HR: 1 | SF: 1 SAC: 0 DP: 0 HBP: 1 | WP: 0 PB: 0 SB: 1 CS: 0 | PA: 33 | | | | |
| PITCHER | IP WLS BF H R ER SO BB IBB HBP BLK WP HR S P ERA WHIP | IP WLS BF H R ER SO BB IBB HBP BLK WP HR S P ERA WHIP | IP WLS BF H R ER SO BB IBB HBP BLK WP HR S P ERA WHIP | IP WLS BF H R ER SO BB IBB HBP BLK WP HR S P ERA WHIP | IP WLS BF H R ER SO BB IBB HBP BLK WP HR S P ERA WHIP | IP WLS BF H R ER SO BB IBB HBP BLK WP HR S P ERA WHIP | IP WLS BF H R ER SO BB IBB HBP BLK WP HR S P ERA WHIP | IP WLS BF H R ER SO BB IBB HBP BLK WP HR S P ERA WHIP | IP WLS BF H R ER SO BB IBB HBP BLK WP HR S P ERA WHIP | IP WLS BF H R ER SO BB IBB HBP BLK WP HR S P ERA WHIP | IP WLS BF H R ER SO BB IBB HBP BLK WP HR S P ERA WHIP | IP WLS BF H R ER SO BB IBB HBP BLK WP HR S P ERA WHIP | IP WLS BF H R ER SO BB IBB HBP BLK WP HR S P ERA WHIP | IP WLS BF H R ER SO BB IBB HBP BLK WP HR S P ERA WHIP | IP WLS BF H R ER SO BB IBB HBP BLK WP HR S P ERA WHIP | IP WLS BF H R ER SO BB IBB HBP BLK WP HR S P ERA WHIP | IP WLS BF H R ER SO BB IBB HBP BLK WP HR S P ERA WHIP | IP WLS BF H R ER SO BB IBB HBP BLK WP HR S P ERA WHIP | IP WLS BF H R ER SO BB IBB HBP BLK WP HR S P ERA WHIP | IP WLS BF H R ER SO BB IBB HBP BLK WP HR S P ERA WHIP | IP WLS BF H R ER SO BB IBB HBP BLK WP HR S P ERA WHIP | IP WLS BF H R ER SO BB IBB HBP BLK WP HR S P ERA WHIP | IP WLS BF H R ER SO BB IBB HBP BLK WP HR S P ERA WHIP | IP WLS BF H R ER SO BB IBB HBP BLK WP HR S P ERA WHIP |

Tampa Bay Rays @ Cleveland Indians
Progressive Field, Cleveland, OH
Sun Jul 25 2021, 1:14 PM - 3:59 PM EDT
Att: 18,614 - Sunny - 80 F

AB 30
R 3
H 7
RBI 3
BB 1
SO 7
LOB 13



| Batter | 1 | 2 | 3 | 4 | 5 | 6 | 7 | 8 | 9 | AB | R | H | RBI | BB | SO | LOB | TOP | | | | | | | |
|---|---|---|---|---|---|---|---|---|---|---|---|---|---|---|---|---|---|---|---|---|---|---|---|---|
| 26 DJ LeMahieu, R OBP: 0.350, SLG: 0.362 | | | | | | | | | | 5 | 0 | 2 | 1 | 0 | 0 | 2 | | | | | | | | |
| 99 Aaron Judge, R OBP: 0.375, SLG: 0.622 | | | | | | | | | | 4 | 0 | 1 | 0 | 0 | 1 | 1 | | | | | | | | |
| 24 Gary Sánchez, R OBP: 0.334, SLG: 0.465 | | | | | | | | | | 3 | 0 | 0 | 0 | 2 | 2 | 2 | | | | | | | | |
| 27 Giancarlo Stanton, R OBP: 0.354, SLG: 0.457 | | | | | | | | | | 3 | 0 | 0 | 0 | 2 | 3 | 3 | | | | | | | | |
| 25 Gleyber Torres, R OBP: 0.331, SLG: 0.344 | | | | | | | | | | 5 | 1 | 2 | 0 | 0 | 1 | 6 | | | | | | | | |
| 12 Rouven Odor, L OBP: 0.320, SLG: 0.458 | | | | | | | | | | 3 | 1 | 1 | 0 | 2 | 0 | 2 | | | | | | | | |
| 29 Gio Urshela, R OBP: 0.320, SLG: 0.447 | | | | | | | | | | 4 | 0 | 2 | 2 | 0 | 0 | 3 | | | | | | | | |
| 39 Ryan LaMarre, R OBP: 0.304, SLG: 0.500 | | | | | | | | | | 4 | 1 | 1 | 1 | 0 | 1 | 4 | | | | | | | | |
| 22 Greg Allen, S OBP: 0.444, SLG: 0.481 | | | | | | | | | | 3 | 1 | 1 | 0 | 1 | 2 | 2 | | | | | | | | |
| Inning Stats | R: 0 E: 0 K: 1 S: 11 | H: 2 LOB: 2 BB: 1 P: 18 | R: 0 E: 0 K: 2 S: 10 | H: 1 LOB: 1 BB: 0 P: 12 | R: 0 E: 0 K: 0 S: 5 | H: 0 LOB: 0 BB: 0 P: 7 | R: 0 E: 0 K: 1 S: 12 | H: 1 LOB: 2 BB: 1 P: 20 | R: 1 E: 0 K: 1 S: 9 | H: 2 LOB: 1 BB: 1 P: 16 | R: 2 E: 0 K: 1 S: 13 | H: 3 LOB: 1 BB: 0 P: 6 | R: 0 E: 0 K: 2 S: 13 | H: 0 LOB: 1 BB: 1 P: 21 | R: 1 E: 0 K: 0 S: 11 | H: 1 LOB: 1 BB: 2 P: 19 | R: 0 E: 0 K: 2 S: 9 | H: 0 LOB: 2 BB: 1 P: 18 | 1B: 5 2B: 4 3B: 0 HR: 1 | SF: 0 SAC: 0 DP: 3 HBP: 1 | WP: 1 PB: 0 SB: 1 CS: 0 | PA: 42 | | |
| PITCHER | IP WLS BF H R ER SO BB IBB HBP BLK WP HR S P ERA WHIP | IP WLS BF H R ER SO BB IBB HBP BLK WP HR S P ERA WHIP | IP WLS BF H R ER SO BB IBB HBP BLK WP HR S P ERA WHIP | IP WLS BF H R ER SO BB IBB HBP BLK WP HR S P ERA WHIP | IP WLS BF H R ER SO BB IBB HBP BLK WP HR S P ERA WHIP | IP WLS BF H R ER SO BB IBB HBP BLK WP HR S P ERA WHIP | IP WLS BF H R ER SO BB IBB HBP BLK WP HR S P ERA WHIP | IP WLS BF H R ER SO BB IBB HBP BLK WP HR S P ERA WHIP | IP WLS BF H R ER SO BB IBB HBP BLK WP HR S P ERA WHIP | IP WLS BF H R ER SO BB IBB HBP BLK WP HR S P ERA WHIP | IP WLS BF H R ER SO BB IBB HBP BLK WP HR S P ERA WHIP | IP WLS BF H R ER SO BB IBB HBP BLK WP HR S P ERA WHIP | IP WLS BF H R ER SO BB IBB HBP BLK WP HR S P ERA WHIP | IP WLS BF H R ER SO BB IBB HBP BLK WP HR S P ERA WHIP | IP WLS BF H R ER SO BB IBB HBP BLK WP HR S P ERA WHIP | IP WLS BF H R ER SO BB IBB HBP BLK WP HR S P ERA WHIP | IP WLS BF H R ER SO BB IBB HBP BLK WP HR S P ERA WHIP | IP WLS BF H R ER SO BB IBB HBP BLK WP HR S P ERA WHIP | IP WLS BF H R ER SO BB IBB HBP BLK WP HR S P ERA WHIP | IP WLS BF H R ER SO BB IBB HBP BLK WP HR S P ERA WHIP | IP WLS BF H R ER SO BB IBB HBP BLK WP HR S P ERA WHIP | IP WLS BF H R ER SO BB IBB HBP BLK WP HR S P ERA WHIP | IP WLS BF H R ER SO BB IBB HBP BLK WP HR S P ERA WHIP | IP WLS BF H R ER SO BB IBB HBP BLK WP HR S P ERA WHIP |

New York Yankees @ Tampa Bay Rays
Tropicana Field, St. Petersburg, FL
Tue Jul 27 2021, 7:11 PM - 10:48 PM EDT
Att: 12,678 - Dome - 72 F

AB 34
R 4
H 10
RBI 4
BB 7
SO 10
LOB 25



| Batter | 1 | 2 | 3 | 4 | 5 | 6 | 7 | 8 | 9 | AB | R | H | RBI | BB | SO | LOB | BOTTOM | | | | | | | | |
|---|---|---|---|---|---|---|---|---|---|---|---|---|---|---|---|---|---|---|---|---|---|---|---|---|---|
| 13 Manuel Margot, R OBP: 0.298, SLG: 0.401 | | | | | | | | | | 4 | 0 | 1 | 0 | 1 | 2 | 0 | | | | | | | | | |
| 5 Wander Franco, S OBP: 0.286, SLG: 0.363 | | | | | | | | | | 3 | 0 | 1 | 0 | 2 | 1 | 1 | | | | | | | | | |
| 35 Brett Phillips, L OBP: 0.313, SLG: 0.362 | | | | | | | | | | 4 | 0 | 0 | 0 | 1 | 3 | 4 | | | | | | | | | |
| 23 Nelson Cruz, R OBP: 0.365, SLG: 0.535 | | | | | | | | | | 4 | 0 | 0 | 0 | 1 | 3 | 4 | | | | | | | | | |
| 2 Yandy Diaz, R OBP: 0.369, SLG: 0.353 | | | | | | | | | | 3 | 1 | 0 | 0 | 1 | 1 | 1 | | | | | | | | | |
| 26 Ji Man Choi, L OBP: 0.383, SLG: 0.442 | | | | | | | | | | 3 | 1 | 1 | 0 | 1 | 2 | 1 | | | | | | | | | |
| 56 Randy Arozarena, R OBP: 0.332, SLG: 0.424 | | | | | | | | | | 4 | 0 | 2 | 1 | 0 | 1 | 2 | | | | | | | | | |
| 8 Brandon Lowe, L OBP: 0.336, SLG: 0.472 | | | | | | | | | | 4 | 1 | 3 | 2 | 0 | 0 | 1 | | | | | | | | | |
| 10 Mike Zunino, R OBP: 0.295, SLG: 0.510 | | | | | | | | | | 3 | 0 | 0 | 0 | 1 | 1 | 5 | | | | | | | | | |
| 39 Kevin Kiermaier, L OBP: 0.289, SLG: 0.320 | | | | | | | | | | 4 | 0 | 0 | 0 | 0 | 1 | 1 | | | | | | | | | |
| Inning Stats | R: 0 E: 0 K: 1 S: 14 | H: 0 LOB: 1 BB: 2 P: 24 | R: 0 E: 0 K: 1 S: 18 | H: 1 LOB: 1 BB: 0 P: 27 | R: 0 E: 0 K: 0 S: 8 | H: 2 LOB: 0 BB: 0 P: 11 | R: 0 E: 0 K: 1 S: 12 | H: 2 LOB: 2 BB: 0 P: 19 | R: 0 E: 0 K: 2 S: 13 | H: 0 LOB: 1 BB: 1 P: 21 | R: 2 E: 0 K: 2 S: 17 | H: 1 LOB: 1 BB: 2 P: 32 | R: 0 E: 0 K: 2 S: 12 | H: 0 LOB: 0 BB: 0 P: 16 | R: 1 E: 0 K: 1 S: 15 | H: 2 LOB: 1 BB: 1 P: 25 | R: 0 E: 0 K: 2 S: 12 | H: 0 LOB: 1 BB: 1 P: 19 | 1B: 6 2B: 1 3B: 0 HR: 1 | SF: 0 SAC: 0 DP: 2 HBP: 0 | WP: 2 PB: 0 SB: 0 CS: 1 | PA: 39 | | | |
| PITCHER | IP WLS BF H R ER SO BB IBB HBP BLK WP HR S P ERA WHIP | IP WLS BF H R ER SO BB IBB HBP BLK WP HR S P ERA WHIP | IP WLS BF H R ER SO BB IBB HBP BLK WP HR S P ERA WHIP | IP WLS BF H R ER SO BB IBB HBP BLK WP HR S P ERA WHIP | IP WLS BF H R ER SO BB IBB HBP BLK WP HR S P ERA WHIP | IP WLS BF H R ER SO BB IBB HBP BLK WP HR S P ERA WHIP | IP WLS BF H R ER SO BB IBB HBP BLK WP HR S P ERA WHIP | IP WLS BF H R ER SO BB IBB HBP BLK WP HR S P ERA WHIP | IP WLS BF H R ER SO BB IBB HBP BLK WP HR S P ERA WHIP | IP WLS BF H R ER SO BB IBB HBP BLK WP HR S P ERA WHIP | IP WLS BF H R ER SO BB IBB HBP BLK WP HR S P ERA WHIP | IP WLS BF H R ER SO BB IBB HBP BLK WP HR S P ERA WHIP | IP WLS BF H R ER SO BB IBB HBP BLK WP HR S P ERA WHIP | IP WLS BF H R ER SO BB IBB HBP BLK WP HR S P ERA WHIP | IP WLS BF H R ER SO BB IBB HBP BLK WP HR S P ERA WHIP | IP WLS BF H R ER SO BB IBB HBP BLK WP HR S P ERA WHIP | IP WLS BF H R ER SO BB IBB HBP BLK WP HR S P ERA WHIP | IP WLS BF H R ER SO BB IBB HBP BLK WP HR S P ERA WHIP | IP WLS BF H R ER SO BB IBB HBP BLK WP HR S P ERA WHIP | IP WLS BF H R ER SO BB IBB HBP BLK WP HR S P ERA WHIP | IP WLS BF H R ER SO BB IBB HBP BLK WP HR S P ERA WHIP | IP WLS BF H R ER SO BB IBB HBP BLK WP HR S P ERA WHIP | IP WLS BF H R ER SO BB IBB HBP BLK WP HR S P ERA WHIP | IP WLS BF H R ER SO BB IBB HBP BLK WP HR S P ERA WHIP | IP WLS BF H R ER SO BB IBB HBP BLK WP HR S P ERA WHIP |

New York Yankees @ Tampa Bay Rays
Tropicana Field, St. Petersburg, FL
Tue Jul 27 2021, 7:11 PM - 10:48 PM EDT
Att: 12,678 - Dome - 72 F

AB 32
R 3
H 8
RBI 3
BB 7
SO 12
LOB 16



| Batter | 1 | 2 | 3 | 4 | 5 | 6 | 7 | 8 | 9 | 10 | AB | R | H | RBI | BB | SO | LOB | TOP |
|---|---|--|--|---|--|----------------------------------|------------------------------|----------------------------------|------------------------------|----------------------------------|------------------------------|---------------------------------|-------------------------------|----------------------------------|----------------------------------|---|----------------------------------|---|
| 26 DJ LeMahieu, R OBP: 0.348, SLG: 0.361 | (1, 3) K | | (1, 2) SF8 | | (1, 1) P5 | | | (1, 1) G4-3 | | (1, 2) G4-3 | 4 | 0 | 1 | 1 | 0 | 1 | 1 | New York Yankees @ Tampa Bay Rays Tropicana Field, St. Petersburg, FL Wed Jul 28 2021, 7:13 PM - 10:37 PM EDT Att. 11,525 - Dome - 72 F |
| 25 Gleyber Torres, R OBP: 0.332, SLG: 0.346 | (1, 6) BB | | (3, 3) K | | (1, 2) L3 | | | (1, 1) L5 | | (2, 3) L5 | 4 | 0 | 1 | 0 | 1 | 1 | 3 | |
| 12 Rougned Odor, L OBP: 0.303, SLG: 0.454 | (1, 4) K | | | (0, 2) 27 G4-3 1B | | (1, 2) K | | (1, 3) K | | | 4 | 0 | 1 | 0 | 0 | 3 | 2 | |
| 27 Giancarlo Stanton, R OBP: 0.353, SLG: 0.454 | (1, 10) G4-3 | | (2, 2) G4-3 | | (1, 1) 1B | | | (2, 1) F9 | | | 4 | 0 | 1 | 0 | 0 | 0 | 3 | |
| 24 Gary Sánchez, R OBP: 0.333, SLG: 0.461 | (1, 2) K | (0, 3) K | | (2, 3) K | | (2, 0) F8 | | | (1, 1) 29 L4 29 BLK 1B | | 4 | 0 | 1 | 0 | 0 | 2 | 2 | |
| 14 Tyler Wade, L OBP: 0.254, SLG: 0.242 | | | | | | | | | | | 0 | 0 | 0 | 0 | 0 | 0 | 0 | |
| 66 Kyle Higashioka, R OBP: 0.278, SLG: 0.453 | | | | | | | | | | | 0 | 0 | 0 | 0 | 0 | 0 | 0 | |
| 11 Brett Gardner, L OBP: 0.311, SLG: 0.306 | (1, 7) F7 | | | | | | | | | | 4 | 0 | 0 | 0 | 0 | 1 | 3 | |
| 29 Gio Urshela, R OBP: 0.316, SLG: 0.441 | (1, 5) K2-3 | | | | | | | | | | 4 | 2 | 0 | 0 | 0 | 2 | 1 | |
| 22 Greg Allen, S OBP: 0.450, SLG: 0.500 | | | (0, 2) G6-3 | | | | | | | | 3 | 1 | 1 | 0 | 0 | 0 | 0 | |
| 90 Estevan Florial, L OBP: 0.409, SLG: 0.556 | | | (0, 3) K | | | | | | | | 1 | 0 | 0 | 0 | 0 | 1 | 0 | |
| 99 Aaron Judge, R OBP: 0.375, SLG: 0.520 | | | | | | | | | | | 3 | 0 | 1 | 1 | 0 | 2 | 2 | |
| Inning Stats | R: 0 E: 0 K: 2 S: 10 | H: 0 LOB: 1 BB: 1 P: 19 | R: 0 E: 0 K: 2 S: 8 | H: 0 LOB: 0 BB: 0 P: 10 | R: 0 E: 0 K: 2 S: 13 | H: 1 LOB: 1 BB: 0 P: 17 | R: 0 E: 0 K: 1 S: 9 | H: 1 LOB: 1 BB: 0 P: 15 | R: 0 E: 0 K: 2 S: 7 | H: 0 LOB: 0 BB: 0 P: 13 | R: 0 E: 0 K: 0 S: 7 | H: 1 LOB: 1 BB: 0 P: 9 | R: 2 E: 0 K: 0 S: 10 | H: 1 LOB: 0 BB: 0 P: 15 | 1B: 5 2B: 4 3B: 0 HR: 0 | SF: 1 SAC: 0 DP: 2 HBP: 1 | WP: 1 PB: 0 SB: 1 CS: 0 | PA: 38 |
| PITCHER | IP WLS BF H R ER SO BB IBB HBP BLK WP HR S P ERA WHIP | 5.0 2.1 9.2 2 1 0 3 1 0 0 0 0 0 20 34 0.00 0.800 | 6.1 1.2 5.1 2 0 0 3 0 0 0 0 0 0 14 19 0.00 0.600 | 10.1 0.0 L 2 1 1 0 0 0 0 1 0 0 5 7 = | 10.1 1.0 2 0 1 1 0 0 0 0 0 0 1 0 5 8 9.00 0.000 | PITCHER | | | | | | | | | | IP WLS BF H R ER SO BB IBB HBP BLK WP HR S P ERA WHIP | | |

| | |
|-----|----|
| AB | 35 |
| R | 3 |
| H | 7 |
| RBI | 2 |
| BB | 1 |
| SO | 13 |
| LOB | 17 |



| Batter | 1 | 2 | 3 | 4 | 5 | 6 | 7 | 8 | 9 | 10 | AB | R | H | RBI | BB | SO | LOB | BOTTOM | | |
|---|---|---|---|--|---|----------------------------------|-------------------------------|----------------------------------|------------------------------|----------------------------------|-------------------------------|----------------------------------|------------------------------|----------------------------------|------------------------------|---|----------------------------------|---|----------------------------------|--------|
| 13 Manuel Margot, R OBP: 0.294, SLG: 0.396 | (1, 9) F8 | | (0, 0) L5 | | (3, 1) F8 | | | (2, 1) G6-3 | | | 4 | 0 | 0 | 0 | 0 | 0 | 1 | New York Yankees @ Tampa Bay Rays Tropicana Field, St. Petersburg, FL Wed Jul 28 2021, 7:13 PM - 10:37 PM EDT Att. 11,525 - Dome - 72 F | | |
| 5 Wander Franco, S OBP: 0.284, SLG: 0.358 | (1, 6) F9 | | | (2, 2) 8 2B 1B | | (2, 3) K | | (2, 1) G1-3 | | | 4 | 1 | 1 | 0 | 0 | 1 | 0 | | | |
| 17 Austin Meadows, L OBP: 0.327, SLG: 0.462 | (1, 10) K | | | (3, 2) P4 | | (1, 3) K | | (2, 2) F8 | | | 4 | 0 | 0 | 0 | 0 | 2 | 1 | | | |
| 2 Yandy Díaz, R OBP: 0.365, SLG: 0.348 | (1, 3) F9 | (2, 2) F9 | | (1, 3) K | | (3, 2) F7 | | | (1, 0) F8 | (0, 0) 23 WP | 4 | 0 | 0 | 0 | 0 | 1 | 1 | | | |
| 8 Brandon Lowe, L OBP: 0.335, SLG: 0.472 | | | (0, 3) K | | | | | | | | 4 | 0 | 1 | 1 | 0 | 3 | 0 | | | |
| 56 Randy Arozarena, R OBP: 0.334, SLG: 0.421 | | | | (1, 4) 1H 2B | | | | | | | 2 | 0 | 0 | 0 | 1 | 2 | 0 | | | |
| 18 Joey Wendle, L OBP: 0.337, SLG: 0.453 | | | | | | | | | | | 3 | 0 | 0 | 0 | 0 | 2 | | | | |
| 23 Nelson Cruz, R OBP: 0.364, SLG: 0.534 | | | | (3, 2) G6-3 | | (1, 1) L7 | | | | | 1 | 0 | 0 | 0 | 0 | 1 | 1 | | | |
| 28 Francisco Mejía, S OBP: 0.318, SLG: 0.417 | | | | | | | | | | | 3 | 0 | 1 | 0 | 1 | 0 | 2 | | | |
| 35 Brett Phillips, L OBP: 0.309, SLG: 0.356 | | | | | | | | | | | 3 | 0 | 0 | 0 | 0 | 1 | 2 | | | |
| Inning Stats | R: 0 E: 0 K: 1 S: 8 | H: 0 LOB: 0 BB: 0 P: 11 | R: 0 E: 0 K: 2 S: 9 | H: 0 LOB: 0 BB: 0 P: 13 | R: 0 E: 0 K: 1 S: 10 | H: 1 LOB: 1 BB: 0 P: 15 | R: 1 E: 0 K: 1 S: 17 | H: 2 LOB: 2 BB: 0 P: 27 | R: 0 E: 0 K: 0 S: 8 | H: 0 LOB: 0 BB: 0 P: 13 | R: 0 E: 0 K: 2 S: 10 | H: 0 LOB: 0 BB: 0 P: 15 | R: 0 E: 0 K: 0 S: 7 | H: 0 LOB: 0 BB: 0 P: 12 | R: 0 E: 0 K: 2 S: 8 | H: 0 LOB: 2 BB: 1 P: 14 | 1B: 2 2B: 1 3B: 0 HR: 0 | SF: 0 SAC: 0 DP: 1 HBP: 1 | WP: 1 PB: 0 SB: 0 CS: 0 | PA: 35 |
| PITCHER | IP WLS BF H R ER SO BB IBB HBP BLK WP HR S P ERA WHIP | 5.0 2.0 6.0 3 1 1 5 0 0 0 0 0 0 4 10 0.00 1.000 | 6.1 1.0 3.0 0 0 0 0 0 0 0 0 0 0 4 10 0.00 1.000 | 8.1 1.0 W 3 0 0 0 0 0 0 0 0 7 12 0.00 0.000 | 10.1 1.0 S 4 0 0 0 2 1 0 0 0 1 0 8 14 0.00 1.000 | PITCHER | | | | | | | | | | IP WLS BF H R ER SO BB IBB HBP BLK WP HR S P ERA WHIP | | | | |

| | |
|-----|----|
| AB | 32 |
| R | 1 |
| H | 3 |
| RBI | 1 |
| BB | 2 |
| SO | 11 |
| LOB | 10 |



| Batter | 1 | 2 | 3 | 4 | 5 | 6 | 7 | 8 | 9 | AB | R | H | RBI | BB | SO | LOB | TOP | | | | |
|---|---|---|---|---|---|---|---|---|---|---|---|---|---|---|---|---|--|---|---|---|---|
| 26 DJ LeMahieu, R OBP: 0.345, SLG: 0.358 | | | | | | | | | | 4 | 0 | 0 | 0 | 0 | 1 | 2 | New York Yankees @ Tampa Bay Rays Tropicana Field, St. Petersburg, FL Thu Jul 29 2021, 1:10 PM - 4:09 PM EDT Att: 14,134 - Dome - 72 F livebaseballscorecards.com | | | | |
| 99 Aaron Judge, R OBP: 0.377, SLG: 0.520 | | | | | | | | | | 2 | 0 | 1 | 0 | 1 | 0 | 0 | | | | | |
| 39 Ryan LaMarre, R OBP: 0.292, SLG: 0.476 | | | | | | | | | | 1 | 0 | 0 | 0 | 0 | 1 | 1 | | | | | |
| 12 Rouged Odor, L OBP: 0.297, SLG: 0.445 | | | | | | | | | | 4 | 0 | 0 | 0 | 0 | 1 | 3 | | | | | |
| 27 Giancarlo Stanton, R OBP: 0.352, SLG: 0.450 | | | | | | | | | | 3 | 0 | 0 | 0 | 1 | 3 | 2 | | | | | |
| 25 Gleyber Torres, R OBP: 0.332, SLG: 0.345 | | | | | | | | | | 4 | 0 | 1 | 0 | 0 | 1 | 2 | | | | | |
| 29 Gio Urshela, R OBP: 0.314, SLG: 0.438 | | | | | | | | | | 2 | 0 | 0 | 0 | 0 | 1 | 1 | | | | | |
| 14 Tyler Wade, L OBP: 0.247, SLG: 0.235 | | | | | | | | | | 2 | 0 | 0 | 0 | 0 | 1 | 0 | | | | | |
| 11 Brett Gardner, L OBP: 0.311, SLG: 0.307 | | | | | | | | | | 3 | 0 | 1 | 0 | 0 | 0 | 0 | | | | | |
| 66 Kyle Higashioka, R OBP: 0.270, SLG: 0.420 | | | | | | | | | | 3 | 0 | 0 | 0 | 0 | 1 | 2 | | | | | |
| 90 Estevan Florial, L OBP: 0.440, SLG: 0.550 | | | | | | | | | | 2 | 0 | 1 | 0 | 1 | 0 | 2 | | | | | |
| Inning Stats | R: 0 E: 0 K: 2 S: 11 | H: 1 LOB: 1 BB: 0 P: 15 | R: 0 E: 0 K: 1 S: 17 | H: 2 LOB: 2 BB: 0 P: 23 | R: 0 E: 0 K: 0 S: 7 | H: 0 LOB: 0 BB: 0 P: 10 | R: 0 E: 0 K: 3 S: 11 | H: 0 LOB: 0 BB: 0 P: 15 | R: 0 E: 0 K: 0 S: 9 | H: 0 LOB: 1 BB: 1 P: 19 | R: 0 E: 0 K: 1 S: 10 | H: 0 LOB: 0 BB: 0 P: 15 | R: 0 E: 0 K: 1 S: 9 | H: 1 LOB: 1 BB: 0 P: 17 | R: 0 E: 0 K: 0 S: 8 | H: 0 LOB: 0 BB: 1 P: 14 | 1B: 4 2B: 0 3B: 0 HR: 0 | SF: 0 SAC: 0 DP: 1 HBP: 0 | WP: 1 PB: 0 SB: 0 CS: 0 | PA: 33 | |
| PITCHER | IP WLS BF H R ER SO BB IBB HBP BLK WP HR S P ERA WHIP | IP WLS BF H R ER SO BB IBB HBP BLK WP HR S P ERA WHIP | IP WLS BF H R ER SO BB IBB HBP BLK WP HR S P ERA WHIP | IP WLS BF H R ER SO BB IBB HBP BLK WP HR S P ERA WHIP | IP WLS BF H R ER SO BB IBB HBP BLK WP HR S P ERA WHIP | IP WLS BF H R ER SO BB IBB HBP BLK WP HR S P ERA WHIP | IP WLS BF H R ER SO BB IBB HBP BLK WP HR S P ERA WHIP | IP WLS BF H R ER SO BB IBB HBP BLK WP HR S P ERA WHIP | IP WLS BF H R ER SO BB IBB HBP BLK WP HR S P ERA WHIP | IP WLS BF H R ER SO BB IBB HBP BLK WP HR S P ERA WHIP | IP WLS BF H R ER SO BB IBB HBP BLK WP HR S P ERA WHIP | IP WLS BF H R ER SO BB IBB HBP BLK WP HR S P ERA WHIP | IP WLS BF H R ER SO BB IBB HBP BLK WP HR S P ERA WHIP | IP WLS BF H R ER SO BB IBB HBP BLK WP HR S P ERA WHIP | IP WLS BF H R ER SO BB IBB HBP BLK WP HR S P ERA WHIP | IP WLS BF H R ER SO BB IBB HBP BLK WP HR S P ERA WHIP | IP WLS BF H R ER SO BB IBB HBP BLK WP HR S P ERA WHIP | IP WLS BF H R ER SO BB IBB HBP BLK WP HR S P ERA WHIP | IP WLS BF H R ER SO BB IBB HBP BLK WP HR S P ERA WHIP | IP WLS BF H R ER SO BB IBB HBP BLK WP HR S P ERA WHIP | IP WLS BF H R ER SO BB IBB HBP BLK WP HR S P ERA WHIP |
| 1 Luis Patiño, R ERA: 4.26 | 6.0 | W | 23 | 3 | 0 | 0 | 8 | 2 | 0 | 0 | 0 | 0 | 0 | 0 | 0 | 0 | 0.00 | 0.833 | | | |
| 58 Louis Head, R ERA: 1.59 | 1.2 | | 6 | 1 | 0 | 0 | 2 | 0 | 0 | 0 | 0 | 0 | 0 | 0 | 0 | 0 | 0.00 | 0.600 | | | |
| 71 Ryan Sherriff, L ERA: 7.5 | 1.1 | | 4 | 0 | 0 | 0 | 0 | 1 | 0 | 0 | 0 | 0 | 0 | 0 | 0 | 0 | 0.00 | 0.750 | | | |

AB 30
R 0
H 4
RBI 0
BB 3
SO 10
LOB 15



| Batter | 1 | 2 | 3 | 4 | 5 | 6 | 7 | 8 | 9 | AB | R | H | RBI | BB | SO | LOB | BOTTOM | | | | |
|---|---|---|---|---|---|---|---|---|---|---|---|---|---|---|---|---|--|---|---|---|---|
| 8 Brandon Lowe, L OBP: 0.336, SLG: 0.470 | | | | | | | | | | 4 | 2 | 1 | 0 | 1 | 1 | 0 | New York Yankees @ Tampa Bay Rays Tropicana Field, St. Petersburg, FL Thu Jul 29 2021, 1:10 PM - 4:09 PM EDT Att: 14,134 - Dome - 72 F livebaseballscorecards.com | | | | |
| 26 Ji Man Choi, L OBP: 0.383, SLG: 0.457 | | | | | | | | | | 4 | 2 | 1 | 2 | 1 | 2 | 0 | | | | | |
| 2 Yandy Diaz, R OBP: 0.368, SLG: 0.355 | | | | | | | | | | 5 | 2 | 3 | 1 | 0 | 0 | 0 | | | | | |
| 17 Austin Meadows, L OBP: 0.330, SLG: 0.480 | | | | | | | | | | 5 | 3 | 3 | 5 | 0 | 1 | 1 | | | | | |
| 56 Randy Arozarena, R OBP: 0.335, SLG: 0.424 | | | | | | | | | | 5 | 1 | 2 | 0 | 0 | 3 | 1 | | | | | |
| 5 Wander Franco, S OBP: 0.283, SLG: 0.349 | | | | | | | | | | 3 | 1 | 0 | 0 | 1 | 2 | 1 | | | | | |
| 39 Kevin Kiermaier, L OBP: 0.289, SLG: 0.320 | | | | | | | | | | 3 | 1 | 1 | 1 | 0 | 1 | 0 | | | | | |
| 10 Mike Zunino, R OBP: 0.294, SLG: 0.502 | | | | | | | | | | 3 | 1 | 0 | 0 | 1 | 1 | 2 | | | | | |
| 35 Brett Phillips, L OBP: 0.308, SLG: 0.370 | | | | | | | | | | 4 | 1 | 1 | 4 | 0 | 3 | 0 | | | | | |
| Inning Stats | R: 4 E: 0 K: 2 S: 14 | H: 3 LOB: 0 BB: 1 P: 26 | R: 0 E: 0 K: 2 S: 10 | H: 0 LOB: 0 BB: 0 P: 15 | R: 0 E: 0 K: 2 S: 13 | H: 1 LOB: 1 BB: 0 P: 19 | R: 0 E: 0 K: 2 S: 8 | H: 0 LOB: 0 BB: 0 P: 11 | R: 0 E: 0 K: 2 S: 8 | H: 0 LOB: 0 BB: 0 P: 9 | R: 10 E: 1 K: 1 S: 39 | H: 8 LOB: 2 BB: 3 P: 68 | R: 0 E: 0 K: 2 S: 7 | H: 0 LOB: 0 BB: 0 P: 10 | R: 0 E: 0 K: 1 S: 9 | H: 0 LOB: 0 BB: 0 P: 12 | 1B: 6 2B: 2 3B: 0 HR: 4 | SF: 1 SAC: 0 DP: 0 HBP: 0 | WP: 0 PB: 0 SB: 0 CS: 0 | PA: 41 | |
| PITCHER | IP WLS BF H R ER SO BB IBB HBP BLK WP HR S P ERA WHIP | IP WLS BF H R ER SO BB IBB HBP BLK WP HR S P ERA WHIP | IP WLS BF H R ER SO BB IBB HBP BLK WP HR S P ERA WHIP | IP WLS BF H R ER SO BB IBB HBP BLK WP HR S P ERA WHIP | IP WLS BF H R ER SO BB IBB HBP BLK WP HR S P ERA WHIP | IP WLS BF H R ER SO BB IBB HBP BLK WP HR S P ERA WHIP | IP WLS BF H R ER SO BB IBB HBP BLK WP HR S P ERA WHIP | IP WLS BF H R ER SO BB IBB HBP BLK WP HR S P ERA WHIP | IP WLS BF H R ER SO BB IBB HBP BLK WP HR S P ERA WHIP | IP WLS BF H R ER SO BB IBB HBP BLK WP HR S P ERA WHIP | IP WLS BF H R ER SO BB IBB HBP BLK WP HR S P ERA WHIP | IP WLS BF H R ER SO BB IBB HBP BLK WP HR S P ERA WHIP | IP WLS BF H R ER SO BB IBB HBP BLK WP HR S P ERA WHIP | IP WLS BF H R ER SO BB IBB HBP BLK WP HR S P ERA WHIP | IP WLS BF H R ER SO BB IBB HBP BLK WP HR S P ERA WHIP | IP WLS BF H R ER SO BB IBB HBP BLK WP HR S P ERA WHIP | IP WLS BF H R ER SO BB IBB HBP BLK WP HR S P ERA WHIP | IP WLS BF H R ER SO BB IBB HBP BLK WP HR S P ERA WHIP | IP WLS BF H R ER SO BB IBB HBP BLK WP HR S P ERA WHIP | IP WLS BF H R ER SO BB IBB HBP BLK WP HR S P ERA WHIP | IP WLS BF H R ER SO BB IBB HBP BLK WP HR S P ERA WHIP |
| 45 Gerrit Cole, R ERA: 3.11 | 5.1 | L | 25 | 6 | 8 | 8 | 10 | 2 | 0 | 0 | 0 | 0 | 0 | 0 | 0 | 0 | 13.50 | 1.500 | | | |
| 84 Albert Abreu, R ERA: 5.65 | 0.0 | | 6 | 4 | 6 | 5 | 0 | 2 | 0 | 0 | 0 | 0 | 0 | 0 | 0 | 0 | | | | | |
| 68 Sal Romano, R ERA: 4.7 | 1.2 | | 7 | 2 | 0 | 0 | 3 | 0 | 0 | 0 | 0 | 0 | 0 | 0 | 0 | 0 | 0.00 | 1.200 | | | |
| 35 Clay Holmes, R ERA: 4.81 | 1.0 | | 3 | 0 | 0 | 0 | 1 | 0 | 0 | 0 | 0 | 0 | 0 | 0 | 0 | 0 | 0.00 | 0.000 | | | |

AB 36
R 14
H 12
RBI 13
BB 4
SO 14
LOB 5



| Batter | 1 | 2 | 3 | 4 | 5 | 6 | 7 | 8 | 9 | AB | R | H | RBI | BB | SO | LOB | TOP | | | | | |
|--|---|----------------------------------|------------------------------|----------------------------------|-------------------------------|----------------------------------|-------------------------------|----------------------------------|-------------------------------|----------------------------------|-------------------------------|----------------------------------|------------------------------|----------------------------------|-------------------------------|----------------------------------|---|----------------------------------|----------------------------------|------------------------------------|----------------------------------|--------|
| 5 Enrique Hernández, R OBP: 0.324, SLG: 0.458 | | | | | | | | | | 4 | 0 | 1 | 0 | 1 | 1 | 4 | Boston Red Sox @ Tampa Bay Rays Tropicana Field, St. Petersburg, FL Fri Jul 30 2021, 7:10 PM - 10:21 PM EDT Att: 11,109 - Dome - 72 F | | | | | |
| 99 Alex Verdugo, L OBP: 0.339, SLG: 0.414 | | | | | | | | | | 5 | 0 | 0 | 0 | 0 | 3 | 4 | | | | | | |
| 2 Xander Bogaerts, R OBP: 0.370, SLG: 0.514 | | | | | | | | | | 5 | 2 | 2 | 0 | 0 | 2 | 1 | | | | | | |
| 28 J.D. Martinez, R OBP: 0.358, SLG: 0.540 | | | | | | | | | | 4 | 0 | 0 | 0 | 0 | 1 | 3 | | | | | | |
| 10 Hunter Renfroe, R OBP: 0.315, SLG: 0.452 | | | | | | | | | | 3 | 1 | 1 | 1 | 1 | 1 | 0 | | | | | | |
| 7 Christian Vázquez, R OBP: 0.306, SLG: 0.345 | | | | | | | | | | 4 | 0 | 2 | 1 | 0 | 0 | 1 | | | | | | |
| 29 Bobby Dalbec, R OBP: 0.260, SLG: 0.391 | | | | | | | | | | 4 | 0 | 1 | 1 | 0 | 1 | 1 | | | | | | |
| 40 Jarren Duran, L OBP: 0.195, SLG: 0.316 | | | | | | | | | | 4 | 0 | 1 | 0 | 0 | 3 | 1 | | | | | | |
| 3 Jonathan Araúz, S OBP: 0.500, SLG: 0.455 | | | | | | | | | | 3 | 0 | 2 | 0 | 1 | 0 | 1 | | | | | | |
| Inning Stats | R: 0 E: 0 K: 2 S: 9 | H: 1 LOB: 1 BB: 0 P: 17 | R: 0 E: 0 K: 0 S: 9 | H: 0 LOB: 0 BB: 0 P: 17 | R: 0 E: 0 K: 3 S: 11 | H: 1 LOB: 1 BB: 0 P: 12 | R: 2 E: 0 K: 1 S: 18 | H: 4 LOB: 3 BB: 2 P: 34 | R: 1 E: 0 K: 1 S: 12 | H: 2 LOB: 1 BB: 0 P: 19 | R: 0 E: 0 K: 1 S: 13 | H: 1 LOB: 2 BB: 1 P: 21 | R: 0 E: 0 K: 1 S: 9 | H: 0 LOB: 0 BB: 0 P: 12 | R: 0 E: 0 K: 2 S: 12 | H: 1 LOB: 0 BB: 0 P: 18 | R: 0 E: 0 K: 1 S: 6 | H: 0 LOB: 0 BB: 0 P: 11 | 1B: 9 2B: 1 3B: 0 HR: 0 | SF: 0 SAC: 0 DP: 0 HBP: 0 | WP: 0 PB: 1 SB: 0 CS: 0 | PA: 39 |
| PITCHER | IP WLS BF H R ER SO BB IBB HBP BLK WP HR S P ERA WHIP | | | | | | | | | | | | | | | | | | | | | |
| 19 Josh Fleming, L ERA: 4.15 | 5.0 W 24 8 3 3 7 2 0 0 0 0 0 0 59 99 5.40 2.000 | | | | | | | | | | | | | | | | | | | | | |
| 71 Ryan Sherriff, L ERA: 6.43 | 1.0 5 1 0 0 1 1 0 0 0 0 0 0 9 13 21 0.00 2.000 | | | | | | | | | | | | | | | | | | | | | |
| 84 JT Chargois, R ERA: 2.9 | 1.0 3 0 0 0 1 0 0 0 0 0 0 0 13 12 0.00 0.000 | | | | | | | | | | | | | | | | | | | | | |
| 58 Louis Head, R ERA: 1.59 | 1.0 4 1 0 0 2 0 0 0 0 0 0 0 12 18 0.00 1.000 | | | | | | | | | | | | | | | | | | | | | |
| 59 Jeffrey Springs, L ERA: 3.45 | 1.0 3 0 0 0 1 0 0 0 0 0 0 0 6 11 0.00 0.000 | | | | | | | | | | | | | | | | | | | | | |

| Batter | 1 | 2 | 3 | 4 | 5 | 6 | 7 | 8 | 9 | AB | R | H | RBI | BB | SO | LOB | BOTTOM | | | |
|---|---|----------------------------------|-------------------------------|----------------------------------|-------------------------------|----------------------------------|-------------------------------|----------------------------------|-------------------------------|----------------------------------|------------------------------|----------------------------------|-------------------------------|----------------------------------|-------------------------------|----------------------------------|---|------------------------------------|----------------------------------|--------|
| 56 Randy Arozarena, R OBP: 0.336, SLG: 0.432 | | | | | | | | | | 5 | 1 | 2 | 1 | 0 | 0 | 0 | Boston Red Sox @ Tampa Bay Rays Tropicana Field, St. Petersburg, FL Fri Jul 30 2021, 7:10 PM - 10:21 PM EDT Att: 11,109 - Dome - 72 F | | | |
| 23 Nelson Cruz, R OBP: 0.364, SLG: 0.531 | | | | | | | | | | 5 | 1 | 2 | 0 | 0 | 0 | 1 | | | | |
| 17 Austin Meadows, L OBP: 0.332, SLG: 0.478 | | | | | | | | | | 2 | 1 | 0 | 0 | 2 | 0 | 2 | | | | |
| 2 Yandy Díaz, R OBP: 0.373, SLG: 0.373 | | | | | | | | | | 4 | 2 | 3 | 2 | 0 | 0 | 0 | | | | |
| 5 Wander Franco, S OBP: 0.290, SLG: 0.381 | | | | | | | | | | 4 | 1 | 2 | 2 | 0 | 1 | 1 | | | | |
| 8 Brandon Lowe, L OBP: 0.338, SLG: 0.467 | | | | | | | | | | | 2 | 0 | 0 | 0 | 2 | 1 | | 1 | | |
| 13 Manuel Margot, R OBP: 0.290, SLG: 0.390 | | | | | | | | | | | 4 | 0 | 0 | 0 | 0 | 1 | | 3 | | |
| 10 Mike Zunino, R OBP: 0.293, SLG: 0.512 | | | | | | | | | | | 4 | 1 | 1 | 1 | 0 | 3 | | 2 | | |
| 26 Ji Man Choi, L OBP: 0.375, SLG: 0.445 | | | | | | | | | | 4 | 0 | 0 | 0 | 0 | 1 | 1 | | | | |
| Inning Stats | R: 2 E: 0 K: 1 S: 10 | H: 1 LOB: 0 BB: 1 P: 16 | R: 0 E: 1 K: 2 S: 10 | H: 0 LOB: 1 BB: 0 P: 12 | R: 2 E: 0 K: 0 S: 12 | H: 3 LOB: 1 BB: 0 P: 18 | R: 2 E: 0 K: 0 S: 13 | H: 3 LOB: 1 BB: 0 P: 26 | R: 1 E: 0 K: 1 S: 12 | H: 1 LOB: 1 BB: 1 P: 20 | R: 0 E: 0 K: 1 S: 8 | H: 0 LOB: 0 BB: 0 P: 11 | R: 0 E: 0 K: 1 S: 13 | H: 1 LOB: 2 BB: 2 P: 25 | R: 0 E: 0 K: 1 S: 11 | H: 1 LOB: 0 BB: 0 P: 16 | 1B: 4 2B: 2 3B: 1 HR: 3 | SF: 0 SAC: 0 DP: 0 HBP: 0 | WP: 1 PB: 0 SB: 0 CS: 0 | PA: 38 |
| PITCHER | IP WLS BF H R ER SO BB IBB HBP BLK WP HR S P ERA WHIP | | | | | | | | | | | | | | | | | | | |
| 54 Martín Pérez, L ERA: 4.56 | 4.0 L 21 7 6 6 3 1 0 0 0 0 1 0 3 45 72 13.50 2.000 | | | | | | | | | | | | | | | | | | | |
| 75 Yackel Rios, R ERA: 4.09 | 2.0 8 1 1 1 2 1 0 0 0 0 1 0 20 31 4.50 1.000 | | | | | | | | | | | | | | | | | | | |
| 19 Hirokazu Sawamura, R ERA: 2.79 | 1.0 5 1 0 0 1 1 1 0 0 0 0 0 13 25 0.00 2.000 | | | | | | | | | | | | | | | | | | | |
| 38 Josh Taylor, L ERA: 3.34 | 1.0 4 1 0 0 1 0 0 0 0 0 0 0 11 16 0.00 1.000 | | | | | | | | | | | | | | | | | | | |

| | |
|-----|----|
| AB | 36 |
| R | 3 |
| H | 10 |
| RBI | 3 |
| BB | 3 |
| SO | 12 |
| LOB | 16 |



| Batter | 1 | 2 | 3 | 4 | 5 | 6 | 7 | 8 | 9 | AB R H RBI BB SO LOB | TOP | | | | | | | | | |
|--|---|----------------------------------|------------------------------|----------------------------------|------------------------------|----------------------------------|-------------------------------|----------------------------------|-------------------------------|----------------------------------|--|---|------------------------------|----------------------------------|-------------------------------|----------------------------------|----------------------------------|------------------------------------|----------------------------------|--------|
| 5 Enrique Hernández, R OBP: 0.325, SLG: 0.457 | | | | | | | | | | 5 0 2 0 0 0 0 | Boston Red Sox @ Tampa Bay Rays Tropicana Field, St. Petersburg, FL Sat Jul 31 2021, 6:13 PM - 9:44 PM EDT Att: 20,521 - Dome - 72 F livebaseballscorecards.com | | | | | | | | | |
| 11 Rafael Devers, L OBP: 0.358, SLG: 0.583 | | | | | | | | | | 4 1 1 0 1 2 1 | | | | | | | | | | |
| 28 J.D. Martínez, R OBP: 0.356, SLG: 0.535 | | | | | | | | | | 5 1 1 1 0 1 3 | | | | | | | | | | |
| 2 Xander Bogaerts, R OBP: 0.374, SLG: 0.522 | | | | | | | | | | 2 1 1 2 2 0 0 | | | | | | | | | | |
| 10 Hunter Renfroe, R OBP: 0.314, SLG: 0.453 | | | | | | | | | | 4 0 1 0 0 2 3 | | | | | | | | | | |
| 99 Alex Verdugo, L OBP: 0.338, SLG: 0.411 | | | | | | | | | | 3 0 0 0 1 1 0 | | | | | | | | | | |
| 7 Christian Vázquez, R OBP: 0.338, SLG: 0.344 | | | | | | | | | | 4 1 1 0 0 1 3 | | | | | | | | | | |
| 29 Bobby Dalbec, R OBP: 0.260, SLG: 0.399 | | | | | | | | | | 4 1 1 2 0 1 3 | | | | | | | | | | |
| 3 Jonathan Araúz, S OBP: 0.412, SLG: 0.357 | | | | | | | | | | 3 0 0 0 0 2 0 | | | | | | | | | | |
| 40 Jarren Duran, L OBP: 0.190, SLG: 0.308 | | | | | | | | | | 1 0 0 0 0 1 0 | | | | | | | | | | |
| Inning Stats | R: 3 E: 0 K: 1 S: 17 | H: 2 LOB: 0 BB: 1 P: 25 | R: 0 E: 0 K: 0 S: 7 | H: 0 LOB: 0 BB: 0 P: 10 | R: 0 E: 0 K: 0 S: 7 | H: 0 LOB: 0 BB: 0 P: 10 | R: 0 E: 0 K: 1 S: 10 | H: 1 LOB: 3 BB: 2 P: 13 | R: 0 E: 0 K: 3 S: 16 | H: 2 LOB: 3 BB: 1 P: 26 | R: 0 E: 0 K: 2 S: 10 | H: 2 LOB: 3 BB: 1 P: 17 | R: 0 E: 1 K: 0 S: 9 | H: 1 LOB: 1 BB: 0 P: 15 | R: 0 E: 1 K: 2 S: 17 | H: 1 LOB: 1 BB: 0 P: 19 | 1B: 5 2B: 1 3B: 0 HR: 2 | SF: 0 SAC: 0 DP: 0 HBP: 0 | WP: 1 PB: 0 SB: 0 CS: 0 | PA: 39 |
| PITCHER | IP WLS BF H R ER SO BB IBB HBP BLK WP HR S P ERA WHIP | | | | | | | | | | | IP WLS BF H R ER SO BB IBB HBP BLK WP HR S P ERA WHIP | | | | | | | | |
| 48 Ryan Yarbrough, L ERA: 4.58 | (1, 1) 5.0 20 4 5 5 4 1 0 0 0 1 2 60 84 9.00 1.000 | | | | | | | | | | | | | | | | | | | |
| 36 Andrew Kittredge, R ERA: 1.4 | (6, 1) 1.0 W 6 1 0 0 3 1 1 0 0 0 0 0 16 26 0.00 2.000 | | | | | | | | | | | | | | | | | | | |
| 59 Jeffrey Springs, L ERA: 3.43 | (7, 1) 0.1 H 3 2 0 0 1 0 0 0 0 0 0 6 7 0.00 6.000 | | | | | | | | | | | | | | | | | | | |
| 37 Matt Wisler, R ERA: 3.89 | (7, 1) 1.2 H 6 0 0 0 1 0 1 0 0 0 0 0 13 25 0.00 0.000 | | | | | | | | | | | | | | | | | | | |
| 15 Chris Mazza, R ERA: 6.18 | (9, 1) 1.0 4 1 0 0 2 0 0 0 0 0 0 0 17 19 0.00 1.000 | | | | | | | | | | | | | | | | | | | |

| Batter | 1 | 2 | 3 | 4 | 5 | 6 | 7 | 8 | 9 | AB R H RBI BB SO LOB | BOTTOM | | | | | | | | | |
|---|---|----------------------------------|------------------------------|----------------------------------|-------------------------------|----------------------------------|-------------------------------|----------------------------------|-------------------------------|----------------------------------|--|---|-------------------------------|----------------------------------|-------------------------------|----------------------------------|----------------------------------|------------------------------------|----------------------------------|--------|
| 8 Brandon Lowe, L OBP: 0.338, SLG: 0.467 | | | | | | | | | | 4 2 1 0 1 1 0 | Boston Red Sox @ Tampa Bay Rays Tropicana Field, St. Petersburg, FL Sat Jul 31 2021, 6:13 PM - 9:44 PM EDT Att: 20,521 - Dome - 72 F livebaseballscorecards.com | | | | | | | | | |
| 26 Ji Man Choi, L OBP: 0.376, SLG: 0.463 | | | | | | | | | | 5 1 2 2 0 2 2 | | | | | | | | | | |
| 23 Nelson Cruz, R OBP: 0.360, SLG: 0.525 | | | | | | | | | | 4 0 0 1 0 2 1 | | | | | | | | | | |
| 17 Austin Meadows, L OBP: 0.331, SLG: 0.478 | | | | | | | | | | 4 0 1 0 0 1 2 | | | | | | | | | | |
| 35 Brett Phillips, L OBP: 0.308, SLG: 0.370 | | | | | | | | | | 0 1 0 0 0 0 0 | | | | | | | | | | |
| 56 Randy Arozarena, R OBP: 0.335, SLG: 0.428 | | | | | | | | | | 3 1 0 0 0 2 2 | | | | | | | | | | |
| 18 Joey Wendle, L OBP: 0.338, SLG: 0.451 | | | | | | | | | | 3 2 1 0 1 2 2 | | | | | | | | | | |
| 5 Wander Franco, S OBP: 0.297, SLG: 0.402 | | | | | | | | | | 4 1 2 2 0 0 1 | | | | | | | | | | |
| 39 Kevin Kiermaier, L OBP: 0.284, SLG: 0.314 | | | | | | | | | | 4 0 0 0 0 3 4 | | | | | | | | | | |
| 28 Francisco Mejía, S OBP: 0.322, SLG: 0.437 | | | | | | | | | | 4 1 2 4 0 0 1 | | | | | | | | | | |
| Inning Stats | R: 2 E: 0 K: 3 S: 13 | H: 2 LOB: 0 BB: 0 P: 20 | R: 0 E: 0 K: 1 S: 8 | H: 0 LOB: 0 BB: 0 P: 11 | R: 1 E: 2 K: 0 S: 20 | H: 1 LOB: 2 BB: 0 P: 29 | R: 2 E: 0 K: 1 S: 13 | H: 2 LOB: 0 BB: 0 P: 18 | R: 0 E: 0 K: 2 S: 16 | H: 1 LOB: 1 BB: 1 P: 26 | R: 0 E: 0 K: 3 S: 11 | H: 0 LOB: 0 BB: 0 P: 18 | R: 3 E: 0 K: 3 S: 19 | H: 3 LOB: 2 BB: 1 P: 32 | R: 0 E: 0 K: 3 S: 19 | H: 3 LOB: 2 BB: 1 P: 32 | 1B: 4 2B: 2 3B: 1 HR: 2 | SF: 0 SAC: 0 DP: 0 HBP: 1 | WP: 1 PB: 0 SB: 0 CS: 0 | PA: 38 |
| PITCHER | IP WLS BF H R ER SO BB IBB HBP BLK WP HR S P ERA WHIP | | | | | | | | | | | IP WLS BF H R ER SO BB IBB HBP BLK WP HR S P ERA WHIP | | | | | | | | |
| 17 Nathan Eovaldi, R ERA: 3.71 | (1, 1) 5.1 L 25 6 6 5 6 1 0 0 0 0 0 0 69 105 8.44 1.312 | | | | | | | | | | | | | | | | | | | |
| 38 Josh Taylor, L ERA: 3.22 | (6, 1) 1.1 4 0 0 0 3 0 0 0 0 0 0 0 15 22 0.00 0.000 | | | | | | | | | | | | | | | | | | | |
| 0 Adam Ottavino, R ERA: 3.86 | (7, 1) 0.2 5 2 3 3 2 0 0 1 0 0 0 0 13 20 40.50 3.000 | | | | | | | | | | | | | | | | | | | |
| 65 Austin Davis, L ERA: 5.23 | (8, 1) 0.2 4 1 0 0 2 1 0 0 0 1 0 0 9 17 0.00 3.000 | | | | | | | | | | | | | | | | | | | |

| Batter | 1 | 2 | 3 | 4 | 5 | 6 | 7 | 8 | 9 | AB | R | H | RBI | BB | SO | LOB | TOP | | | | | |
|--|------------------------------|----------------------------------|-------------------------------|----------------------------------|-------------------------------|----------------------------------|-------------------------------|----------------------------------|-------------------------------|----------------------------------|------------------------------|----------------------------------|-------------------------------|----------------------------------|-------------------------------|----------------------------------|-------------------------------|----------------------------------|-----------------------------------|------------------------------------|----------------------------------|--------|
| 3 J.P. Crawford, L OBP: 0.330, SLG: 0.363 | G6-3 | | 17 1B 15 WP 17 BB | 15 1B 23 2B | | 17 1B FC6 | | G6-3 | | 4 | 2 | 2 | 0 | 1 | 0 | 0 | | | | | | |
| 17 Mitch Haniger, R OBP: 0.320, SLG: 0.498 | FC6-4 1B | | 15 1B 23 1B | 15 1B G4-6-3 | | FC6 | | K | | 4 | 1 | 2 | 0 | 1 | 1 | 1 | | | | | | |
| 15 Kyle Seager, L OBP: 0.298, SLG: 0.438 | P5 | | 23 1B 28 1B | G4-6-3 | | L8 | | | | 4 | 1 | 1 | 1 | 1 | 0 | 4 | | | | | | |
| 23 Ty France, R OBP: 0.354, SLG: 0.435 | FC6-4 | | 28 1B 13 BB | | | | | | | 5 | 2 | 3 | 3 | 0 | 0 | 2 | | | | | | |
| 13 Abraham Toro, S OBP: 0.282, SLG: 0.462 | | P3 | 28 1B 22 E | G3-1 | | | | | | 3 | 1 | 0 | 0 | 1 | 1 | 1 | | | | | | |
| 28 Jake Fraley, L OBP: 0.416, SLG: 0.441 | | | | | | G6-3 | | | | 4 | 1 | 2 | 2 | 1 | 1 | 1 | | | | | | |
| 22 Luis Torrens, R OBP: 0.290, SLG: 0.442 | | | | | | | | | | 5 | 0 | 0 | 0 | 0 | 2 | 4 | | | | | | |
| 10 Jarred Kelenic, L OBP: 0.228, SLG: 0.213 | | | | | | | | | | 4 | 0 | 2 | 1 | 1 | 1 | 1 | | | | | | |
| 29 Cal Raleigh, S OBP: 0.217, SLG: 0.279 | | | | | | | | | | 5 | 0 | 0 | 0 | 0 | 3 | 6 | | | | | | |
| Inning Stats | R: 0 E: 0 K: 0 S: 7 | H: 1 LOB: 1 BB: 0 P: 11 | R: 0 E: 0 K: 2 S: 13 | H: 2 LOB: 2 BB: 0 P: 17 | R: 5 E: 1 K: 1 S: 27 | H: 4 LOB: 1 BB: 2 P: 42 | R: 1 E: 0 K: 0 S: 10 | H: 2 LOB: 1 BB: 1 P: 16 | R: 0 E: 0 K: 1 S: 10 | H: 1 LOB: 1 BB: 0 P: 18 | R: 0 E: 0 K: 0 S: 9 | H: 1 LOB: 1 BB: 0 P: 12 | R: 2 E: 0 K: 3 S: 15 | H: 2 LOB: 1 BB: 1 P: 25 | R: 0 E: 0 K: 1 S: 11 | H: 0 LOB: 1 BB: 1 P: 19 | R: 0 E: 0 K: 1 S: 17 | H: 0 LOB: 2 BB: 1 P: 27 | 1B: 10 2B: 1 3B: 0 HR: 1 | SF: 0 SAC: 0 DP: 1 HBP: 1 | WP: 1 PB: 0 SB: 1 CS: 0 | PA: 45 |
| PITCHER | IP | WLS | BF | H | R | ER | SO | BB | IBB | HBP | BLK | WP | HR | S | P | ERA | WHIP | | | | | |
| 52 Michael Wacha, R ERA: 5.26 | 4.0 | L | 23 | 9 | 6 | 6 | 3 | 3 | 0 | 0 | 0 | 1 | 0 | 57 | 86 | 13.50 | 3.000 | | | | | |
| 55 DJ Johnson, R ERA: 3.39 | 1.0 | | 3 | 0 | 0 | 0 | 1 | 0 | 0 | 0 | 0 | 0 | 0 | 10 | 18 | 0.00 | 0.000 | | | | | |
| 15 Chris Mazza, R ERA: 6.16 | 3.0 | | 14 | 3 | 2 | 2 | 4 | 2 | 0 | 0 | 0 | 0 | 1 | 35 | 56 | 6.00 | 1.667 | | | | | |
| 58 Louis Head, R ERA: 1.5 | 1.0 | | 5 | 0 | 0 | 0 | 1 | 1 | 0 | 1 | 0 | 0 | 0 | 17 | 27 | 0.00 | 1.000 | | | | | |

Seattle Mariners @ Tampa Bay Rays
Tropicana Field, St. Petersburg, FL
Mon Aug 02 2021, 7:12 PM - 10:32 PM EDT
Att: 5,855 - Dome - 72 F

AB 38
R 8
H 12
RBI 7
BB 6
SO 9
LOB 20



| Batter | 1 | 2 | 3 | 4 | 5 | 6 | 7 | 8 | 9 | AB | R | H | RBI | BB | SO | LOB | BOTTOM | | | | | |
|---|------------------------------|----------------------------------|-------------------------------|----------------------------------|------------------------------|----------------------------------|------------------------------|----------------------------------|-------------------------------|----------------------------------|------------------------------|----------------------------------|-------------------------------|----------------------------------|------------------------------|----------------------------------|-------------------------------|----------------------------------|----------------------------------|------------------------------------|----------------------------------|--------|
| 8 Brandon Lowe, L OBP: 0.334, SLG: 0.468 | F7 | | L7 | | G1-3 | | | | | 4 | 0 | 0 | 1 | 0 | 1 | 1 | | | | | | |
| 23 Nelson Cruz, R OBP: 0.361, SLG: 0.521 | G1-3 | | | | | | | | | 4 | 0 | 2 | 0 | 0 | 0 | 1 | | | | | | |
| 26 Ji Man Choi, L OBP: 0.362, SLG: 0.443 | | | | | | | | | | 4 | 0 | 0 | 0 | 0 | 2 | 2 | | | | | | |
| 2 Yandy Diaz, R OBP: 0.368, SLG: 0.368 | | | | | | | | | | 4 | 0 | 1 | 0 | 0 | 1 | 0 | | | | | | |
| 18 Joey Wendle, L OBP: 0.334, SLG: 0.445 | | | | | | | | | | 4 | 0 | 0 | 0 | 0 | 1 | 1 | | | | | | |
| 56 Randy Arozarena, R OBP: 0.338, SLG: 0.438 | | | | | | | | | | 3 | 1 | 2 | 1 | 1 | 1 | 0 | | | | | | |
| 13 Manuel Margot, R OBP: 0.290, SLG: 0.388 | | | | | | | | | | 4 | 0 | 1 | 0 | 0 | 0 | 1 | | | | | | |
| 39 Kevin Kiermaier, L OBP: 0.288, SLG: 0.323 | | | | | | | | | | 3 | 1 | 1 | 0 | 1 | 1 | 2 | | | | | | |
| 10 Mike Zunino, R OBP: 0.290, SLG: 0.500 | | | | | | | | | | 3 | 0 | 0 | 0 | 0 | 2 | 2 | | | | | | |
| Inning Stats | R: 0 E: 0 K: 1 S: 8 | H: 0 LOB: 0 BB: 0 P: 13 | R: 0 E: 0 K: 1 S: 11 | H: 2 LOB: 2 BB: 1 P: 19 | R: 0 E: 0 K: 0 S: 8 | H: 1 LOB: 0 BB: 0 P: 14 | R: 1 E: 0 K: 1 S: 8 | H: 1 LOB: 0 BB: 0 P: 13 | R: 1 E: 0 K: 1 S: 17 | H: 2 LOB: 1 BB: 0 P: 24 | R: 0 E: 0 K: 0 S: 7 | H: 1 LOB: 1 BB: 0 P: 12 | R: 0 E: 0 K: 2 S: 16 | H: 0 LOB: 1 BB: 1 P: 23 | R: 0 E: 0 K: 2 S: 9 | H: 0 LOB: 0 BB: 0 P: 14 | R: 0 E: 0 K: 1 S: 11 | H: 0 LOB: 0 BB: 0 P: 18 | 1B: 5 2B: 0 3B: 1 HR: 1 | SF: 0 SAC: 0 DP: 1 HBP: 0 | WP: 0 PB: 0 SB: 0 CS: 0 | PA: 35 |
| PITCHER | IP | WLS | BF | H | R | ER | SO | BB | IBB | HBP | BLK | WP | HR | S | P | ERA | WHIP | | | | | |
| 77 Chris Flexen, R ERA: 3.75 | 6.2 | W | 28 | 7 | 2 | 2 | 6 | 2 | 0 | 0 | 0 | 0 | 0 | 71 | 113 | 2.70 | 1.350 | | | | | |
| 43 Jose Smith, R ERA: 6.57 | 1.1 | | 4 | 0 | 0 | 0 | 2 | 0 | 0 | 0 | 0 | 0 | 0 | 13 | 19 | 0.00 | 0.000 | | | | | |
| 99 Keynan Middleton, R ERA: 6.46 | 1.0 | | 3 | 0 | 0 | 0 | 1 | 0 | 0 | 0 | 0 | 0 | 0 | 11 | 18 | 0.00 | 0.000 | | | | | |

Seattle Mariners @ Tampa Bay Rays
Tropicana Field, St. Petersburg, FL
Mon Aug 02 2021, 7:12 PM - 10:32 PM EDT
Att: 5,855 - Dome - 72 F

AB 33
R 2
H 7
RBI 2
BB 2
SO 9
LOB 10



| Batter | 1 | 2 | 3 | 4 | 5 | 6 | 7 | 8 | 9 | AB | R | H | RBI | BB | SO | LOB | TOP | | | | | |
|--|---|------------------------|---------------------------------------|------------------------|--------------------------------------|------------------------|--------------------------------------|------------------------|---------------------------------------|------------------------|---------------------------------------|------------------------|--------------------------------------|-----------------------|--------------------------------------|------------------------|---|------------------------|----------------------------------|------------------------------------|----------------------------------|--------|
| 3 J.P. Crawford, L OBP: 0.328, SLG: 0.360 | | | | | | | | | | 5 | 0 | 1 | 0 | 0 | 0 | 3 | Seattle Mariners @ Tampa Bay Rays Tropicana Field, St. Petersburg, FL Tue Aug 03 2021, 7:11 PM - 10:22 PM EDT Att: 10,071 - Dome - 72 F | | | | | |
| 17 Mitch Haniger, R OBP: 0.317, SLG: 0.493 | | | | | | | | | | 4 | 0 | 0 | 0 | 0 | 1 | 1 | | | | | | |
| 15 Kyle Seager, L OBP: 0.297, SLG: 0.434 | | | | | | | | | | 3 | 0 | 0 | 0 | 1 | 2 | 1 | | | | | | |
| 23 Ty France, R OBP: 0.353, SLG: 0.433 | | | | | | | | | | 4 | 0 | 1 | 0 | 0 | 1 | 1 | | | | | | |
| 13 Abraham Toro, S OBP: 0.327, SLG: 0.485 | | | | | | | | | | 4 | 2 | 2 | 1 | 0 | 0 | 2 | | | | | | |
| 25 Dylan Moore, R OBP: 0.277, SLG: 0.355 | | | | | | | | | | 0 | 0 | 0 | 0 | 0 | 0 | 0 | | | | | | |
| 28 Jake Fraley, L OBP: 0.418, SLG: 0.446 | | | | | | | | | | 3 | 1 | 1 | 0 | 1 | 0 | 1 | | | | | | |
| 10 Jarred Kelenic, L OBP: 0.228, SLG: 0.234 | | | | | | | | | | 4 | 1 | 1 | 1 | 0 | 1 | 4 | | | | | | |
| 29 Cal Raleigh, S OBP: 0.200, SLG: 0.261 | | | | | | | | | | 3 | 0 | 0 | 2 | 0 | 1 | 1 | | | | | | |
| 5 Jake Bauers, L OBP: 0.284, SLG: 0.279 | | | | | | | | | | 3 | 0 | 0 | 0 | 1 | 1 | 2 | | | | | | |
| Inning Stats | R: 0 H: 2 E: 0 K: 1 S: 17 | H: 2 BB: 0 P: 22 | R: 1 H: 1 E: 0 K: 0 S: 18 | H: 1 BB: 1 P: 28 | R: 0 H: 0 E: 0 K: 1 S: 6 | H: 0 BB: 0 P: 11 | R: 2 H: 2 E: 0 K: 0 S: 8 | H: 2 BB: 0 P: 13 | R: 0 H: 0 E: 0 K: 1 S: 16 | H: 0 BB: 0 P: 26 | R: 1 H: 1 E: 2 K: 2 S: 19 | H: 1 BB: 2 P: 30 | R: 0 H: 0 E: 0 K: 1 S: 6 | H: 0 BB: 0 P: 9 | R: 0 H: 0 E: 0 K: 0 S: 5 | H: 0 BB: 1 P: 14 | R: 0 H: 0 E: 0 K: 1 S: 9 | H: 0 BB: 0 P: 12 | 1B: 3 2B: 1 3B: 0 HR: 2 | SF: 1 SAC: 0 DP: 0 HBP: 0 | WP: 1 PB: 0 SB: 0 CS: 1 | PA: 38 |
| PITCHER | IP WLS BF H R ER SO BB IBB HBP BLK WP HR S P ERA WHIP | | | | | | | | | | | | | | | | | | | | | |
| 1 Luis Patiño, R ERA: 4.42 | 5.0 L 22 5 3 3 3 2 0 0 0 0 0 2 65 100 5.40 1.400 | | | | | | | | | | | | | | | | | | | | | |
| 71 Ryan Sherriff, L ERA: 5.4 | 1.0 6 1 1 0 2 0 0 0 0 0 1 0 19 30 0.00 1.000 | | | | | | | | | | | | | | | | | | | | | |
| 55 DJ Johnson, R ERA: 2.45 | 1.0 3 0 0 0 1 0 0 0 0 0 0 0 6 9 0.00 0.000 | | | | | | | | | | | | | | | | | | | | | |
| 84 JT Chargois, R ERA: 2.81 | 1.0 3 0 0 0 0 1 0 0 0 0 0 0 5 14 0.00 1.000 | | | | | | | | | | | | | | | | | | | | | |
| 58 Louis Head, R ERA: 1.42 | 1.0 3 0 0 0 1 0 0 0 0 0 0 0 9 12 0.00 0.000 | | | | | | | | | | | | | | | | | | | | | |

| Batter | 1 | 2 | 3 | 4 | 5 | 6 | 7 | 8 | 9 | AB | R | H | RBI | BB | SO | LOB | BOTTOM | | | | | |
|---|---|-----------------------|--------------------------------------|------------------------|--------------------------------------|------------------------|---------------------------------------|------------------------|---------------------------------------|------------------------|---------------------------------------|------------------------|---------------------------------------|------------------------|--------------------------------------|------------------------|---|------------------------|----------------------------------|------------------------------------|----------------------------------|--------|
| 56 Randy Arozarena, R OBP: 0.343, SLG: 0.449 | | | | | | | | | | 4 | 1 | 3 | 1 | 0 | 0 | 1 | Seattle Mariners @ Tampa Bay Rays Tropicana Field, St. Petersburg, FL Tue Aug 03 2021, 7:11 PM - 10:22 PM EDT Att: 10,071 - Dome - 72 F | | | | | |
| 5 Wander Franco, S OBP: 0.304, SLG: 0.403 | | | | | | | | | | 4 | 0 | 1 | 0 | 0 | 2 | 4 | | | | | | |
| 23 Nelson Cruz, R OBP: 0.357, SLG: 0.515 | | | | | | | | | | 4 | 0 | 0 | 0 | 0 | 2 | 3 | | | | | | |
| 2 Yandy Diaz, R OBP: 0.364, SLG: 0.364 | | | | | | | | | | 4 | 0 | 0 | 0 | 0 | 3 | 0 | | | | | | |
| 17 Austin Meadows, L OBP: 0.332, SLG: 0.476 | | | | | | | | | | 4 | 1 | 2 | 0 | 0 | 0 | 0 | | | | | | |
| 13 Manuel Margot, R OBP: 0.291, SLG: 0.387 | | | | | | | | | | 3 | 0 | 1 | 0 | 0 | 0 | 1 | | | | | | |
| 35 Brett Phillips, L OBP: 0.306, SLG: 0.368 | | | | | | | | | | 1 | 0 | 0 | 0 | 0 | 0 | 0 | | | | | | |
| 8 Brandon Lowe, L OBP: 0.331, SLG: 0.463 | | | | | | | | | | 4 | 0 | 0 | 0 | 0 | 2 | 2 | | | | | | |
| 28 Francisco Mejia, S OBP: 0.328, SLG: 0.435 | | | | | | | | | | 1 | 0 | 0 | 0 | 2 | 1 | 0 | | | | | | |
| 26 Ji Man Choi, L OBP: 0.365, SLG: 0.443 | | | | | | | | | | 0 | 0 | 0 | 0 | 1 | 0 | 0 | | | | | | |
| 18 Joey Wendle, L OBP: 0.330, SLG: 0.439 | | | | | | | | | | 4 | 0 | 0 | 0 | 0 | 0 | 3 | | | | | | |
| Inning Stats | R: 1 H: 2 E: 0 K: 0 S: 8 | H: 2 BB: 0 P: 9 | R: 0 H: 0 E: 0 K: 0 S: 7 | H: 0 BB: 0 P: 12 | R: 0 H: 0 E: 0 K: 1 S: 8 | H: 0 BB: 1 P: 16 | R: 1 H: 2 E: 1 K: 2 S: 13 | H: 2 BB: 0 P: 18 | R: 0 H: 1 E: 0 K: 0 S: 12 | H: 1 BB: 1 P: 22 | R: 0 H: 1 E: 0 K: 2 S: 11 | H: 1 BB: 0 P: 15 | R: 0 H: 1 E: 0 K: 2 S: 13 | H: 1 BB: 0 P: 18 | R: 0 H: 0 E: 0 K: 2 S: 9 | H: 0 BB: 0 P: 11 | R: 0 H: 0 E: 0 K: 1 S: 7 | H: 0 BB: 1 P: 13 | 1B: 6 2B: 0 3B: 0 HR: 1 | SF: 0 SAC: 0 DP: 1 HBP: 0 | WP: 1 PB: 0 SB: 0 CS: 0 | PA: 36 |
| PITCHER | IP WLS BF H R ER SO BB IBB HBP BLK WP HR S P ERA WHIP | | | | | | | | | | | | | | | | | | | | | |
| 18 Yusei Kikuchi, L ERA: 3.89 | 6.0 W 25 6 2 1 5 2 0 0 0 0 0 1 59 92 1.50 1.333 | | | | | | | | | | | | | | | | | | | | | |
| 65 Casey Sadler, R ERA: 1.02 | 1.0 H 4 1 0 0 2 0 0 0 0 0 0 0 13 18 0.00 1.000 | | | | | | | | | | | | | | | | | | | | | |
| 37 Paul Sewald, R ERA: 2.1 | 1.0 H 3 0 0 0 2 0 0 0 0 0 0 0 9 11 0.00 0.000 | | | | | | | | | | | | | | | | | | | | | |
| 63 Diego Castillo, R ERA: 2.82 | 1.0 S 4 0 0 0 1 1 0 0 0 0 0 0 7 13 0.00 1.000 | | | | | | | | | | | | | | | | | | | | | |

| Batter | 1 | 2 | 3 | 4 | 5 | 6 | 7 | 8 | 9 | AB | R | H | RBI | BB | SO | LOB | TOP | | | | | | | | |
|--|------------------------------|---------------------------------|-------------------------------|-----------------------------------|-------------------------------|----------------------------------|-------------------------------|----------------------------------|------------------------------|---------------------------------|-------------------------------|----------------------------------|------------------------------|----------------------------------|-------------------------------|----------------------------------|------------------------------|---------------------------------|----------------------------------|------------------------------------|----------------------------------|--------|--|--|--|
| 3 J.P. Crawford, L OBP: 0.330, SLG: 0.364 | | | | | | | | | | 4 | 1 | 2 | 1 | 0 | 2 | 0 | | | | | | | | | |
| 17 Mitch Haniger, R OBP: 0.321, SLG: 0.500 | | | | | | | | | | 4 | 1 | 3 | 0 | 0 | 0 | 0 | | | | | | | | | |
| 23 Ty France, R OBP: 0.349, SLG: 0.428 | | | | | | | | | | 4 | 0 | 0 | 0 | 0 | 1 | 4 | | | | | | | | | |
| 15 Kyle Seager, L OBP: 0.295, SLG: 0.431 | | | | | | | | | | 3 | 0 | 0 | 1 | 0 | 0 | 1 | | | | | | | | | |
| 13 Abraham Toro, S OBP: 0.331, SLG: 0.482 | | | | | | | | | | 3 | 0 | 1 | 0 | 1 | 0 | 1 | | | | | | | | | |
| 22 Luis Torrens, R OBP: 0.287, SLG: 0.438 | | | | | | | | | | 2 | 0 | 0 | 0 | 0 | 2 | 1 | | | | | | | | | |
| 28 Jake Fraley, L OBP: 0.413, SLG: 0.439 | | | | | | | | | | 2 | 0 | 0 | 0 | 0 | 2 | 1 | | | | | | | | | |
| 2 Tom Murphy, R OBP: 0.290, SLG: 0.364 | | | | | | | | | | 4 | 0 | 0 | 0 | 0 | 2 | 1 | | | | | | | | | |
| 10 Jarred Kelenic, L OBP: 0.223, SLG: 0.228 | | | | | | | | | | 4 | 0 | 0 | 0 | 0 | 2 | 0 | | | | | | | | | |
| 25 Dylan Moore, R OBP: 0.279, SLG: 0.356 | | | | | | | | | | 2 | 1 | 1 | 0 | 0 | 0 | 0 | | | | | | | | | |
| 5 Jake Bauers, L OBP: 0.283, SLG: 0.278 | | | | | | | | | | 1 | 0 | 0 | 0 | 0 | 1 | 0 | | | | | | | | | |
| Inning Stats | R: 0 E: 0 K: 1 S: 7 | H: 0 LOB: 0 BB: 0 P: 8 | R: 0 E: 0 K: 1 S: 10 | H: 0 LOB: 0 BB: 15 P: 15 | R: 1 E: 0 K: 1 S: 15 | H: 3 LOB: 2 BB: 0 P: 28 | R: 0 E: 0 K: 2 S: 11 | H: 1 LOB: 1 BB: 0 P: 16 | R: 0 E: 0 K: 1 S: 5 | H: 0 LOB: 0 BB: 0 P: 6 | R: 1 E: 0 K: 1 S: 13 | H: 1 LOB: 1 BB: 0 P: 23 | R: 0 E: 0 K: 3 S: 9 | H: 0 LOB: 0 BB: 0 P: 13 | R: 1 E: 0 K: 1 S: 13 | H: 2 LOB: 1 BB: 0 P: 19 | R: 0 E: 0 K: 1 S: 6 | H: 0 LOB: 0 BB: 0 P: 8 | 1B: 5 2B: 1 3B: 1 HR: 0 | SF: 1 SAC: 0 DP: 0 HBP: 0 | WP: 1 PB: 0 SB: 1 CS: 0 | PA: 35 | | | |
| PITCHER | IP | WLS | BF | H | R | ER | SO | BB | IBB | HBP | BLK | WP | HR | S | P | ERA | WHIP | | | | | | | | |
| 19 Josh Fleming, L ERA: 4.12 | 5.0 | W | 20 | 5 | 2 | 2 | 6 | 0 | 0 | 0 | 0 | 0 | 0 | 49 | 75 | 3.60 | 1.000 | | | | | | | | |
| 84 JT Chargois, R ERA: 2.73 | 1.0 | H | 4 | 0 | 0 | 0 | 1 | 1 | 0 | 0 | 0 | 0 | 0 | 12 | 21 | 0.00 | 1.000 | | | | | | | | |
| 37 Matt Wisler, R ERA: 3.83 | 2.0 | H | 8 | 2 | 1 | 1 | 4 | 0 | 0 | 0 | 0 | 1 | 0 | 22 | 32 | 4.50 | 1.000 | | | | | | | | |
| 71 Ryan Sherriff, L ERA: 4.82 | 1.0 | S | 3 | 0 | 0 | 0 | 1 | 0 | 0 | 0 | 0 | 0 | 0 | 6 | 8 | 0.00 | 0.000 | | | | | | | | |

Seattle Mariners @ Tampa Bay Rays
Tropicana Field, St. Petersburg, FL
Wed Aug 04, 2021, 1:11 PM - 3:49 PM EDT
Att. 9,701 - Dome - 72 F

AB 33
R 3
H 7
RBI 2
BB 1
SO 12
LOB 9

| Batter | 1 | 2 | 3 | 4 | 5 | 6 | 7 | 8 | 9 | AB | R | H | RBI | BB | SO | LOB | BOTTOM | | | | | | | | |
|---|------------------------------|----------------------------------|-------------------------------|----------------------------------|-------------------------------|----------------------------------|------------------------------|----------------------------------|------------------------------|----------------------------------|-------------------------------|----------------------------------|-------------------------------|----------------------------------|------------------------------|----------------------------------|----------------------------------|------------------------------------|----------------------------------|--------|--|--|--|--|--|
| 8 Brandon Lowe, L OBP: 0.330, SLG: 0.463 | | | | | | | | | | 4 | 1 | 1 | 0 | 0 | 1 | 0 | | | | | | | | | |
| 26 Ji Man Choi, L OBP: 0.388, SLG: 0.438 | | | | | | | | | | 2 | 1 | 0 | 0 | 2 | 2 | 0 | | | | | | | | | |
| 56 Randy Arozarena, R OBP: 0.344, SLG: 0.458 | | | | | | | | | | 4 | 1 | 2 | 2 | 0 | 2 | 1 | | | | | | | | | |
| 17 Austin Meadows, L OBP: 0.329, SLG: 0.471 | | | | | | | | | | 4 | 0 | 0 | 0 | 0 | 1 | 3 | | | | | | | | | |
| 18 Joey Wendle, L OBP: 0.329, SLG: 0.438 | | | | | | | | | | 3 | 0 | 1 | 1 | 0 | 0 | 1 | | | | | | | | | |
| 5 Wander Franco, S OBP: 0.302, SLG: 0.394 | | | | | | | | | | 3 | 0 | 0 | 0 | 1 | 0 | 1 | | | | | | | | | |
| 39 Kevin Kiermaier, L OBP: 0.288, SLG: 0.321 | | | | | | | | | | 2 | 0 | 0 | 0 | 1 | 0 | 1 | | | | | | | | | |
| 10 Mike Zunino, R OBP: 0.291, SLG: 0.511 | | | | | | | | | | 3 | 1 | 1 | 1 | 0 | 2 | 2 | | | | | | | | | |
| 35 Brett Phillips, L OBP: 0.302, SLG: 0.362 | | | | | | | | | | 3 | 0 | 0 | 0 | 0 | 1 | 2 | | | | | | | | | |
| Inning Stats | R: 0 E: 0 K: 2 S: 9 | H: 0 LOB: 1 BB: 1 P: 17 | R: 0 E: 0 K: 1 S: 12 | H: 1 LOB: 2 BB: 1 P: 20 | R: 3 E: 0 K: 0 S: 15 | H: 2 LOB: 1 BB: 2 P: 25 | R: 0 E: 0 K: 2 S: 8 | H: 0 LOB: 0 BB: 0 P: 14 | R: 0 E: 0 K: 1 S: 8 | H: 1 LOB: 1 BB: 0 P: 10 | R: 1 E: 0 K: 0 S: 10 | H: 1 LOB: 0 BB: 0 P: 17 | R: 0 E: 0 K: 2 S: 10 | H: 0 LOB: 0 BB: 0 P: 15 | R: 0 E: 0 K: 1 S: 7 | H: 0 LOB: 0 BB: 0 P: 11 | 1B: 1 2B: 2 3B: 1 HR: 1 | SF: 1 SAC: 0 DP: 0 HBP: 0 | WP: 0 PB: 0 SB: 0 CS: 0 | PA: 33 | | | | | |
| PITCHER | IP | WLS | BF | H | R | ER | SO | BB | IBB | HBP | BLK | WP | HR | S | P | ERA | WHIP | | | | | | | | |
| 36 Logan Gilbert, R ERA: 4.14 | 5.0 | L | 23 | 4 | 3 | 3 | 6 | 4 | 0 | 0 | 0 | 0 | 0 | 52 | 86 | 5.40 | 1.600 | | | | | | | | |
| 16 Drew Steckenrider, R ERA: 2.41 | 1.0 | | 4 | 1 | 1 | 1 | 0 | 0 | 0 | 0 | 0 | 0 | 1 | 10 | 17 | 9.00 | 1.000 | | | | | | | | |
| 38 Anthony Misiewicz, L ERA: 3.98 | 1.0 | | 3 | 0 | 0 | 0 | 2 | 0 | 0 | 0 | 0 | 0 | 0 | 10 | 15 | 0.00 | 0.000 | | | | | | | | |
| 50 Erik Swanson, R ERA: 1.77 | 1.0 | | 3 | 0 | 0 | 0 | 1 | 0 | 0 | 0 | 0 | 0 | 0 | 7 | 11 | 0.00 | 0.000 | | | | | | | | |

Seattle Mariners @ Tampa Bay Rays
Tropicana Field, St. Petersburg, FL
Wed Aug 04, 2021, 1:11 PM - 3:49 PM EDT
Att. 9,701 - Dome - 72 F

AB 28
R 4
H 5
RBI 4
BB 4
SO 9
LOB 11

| Batter | 1 | 2 | 3 | 4 | 5 | 6 | 7 | 8 | 9 | AB | R | H | RBI | BB | SO | LOB | TOP |
|--|--|--|--|--|--|--|--|--|--|--|--|--|---|----|----|-----|--------|
| 25 Jordan Luplow, R <small>OBP: 0.341, SLG: 0.451</small> 28 Francisco Mejia, S <small>OBP: 0.326, SLG: 0.432</small> | 23 G5-3 2B | P3 | K | K | 23 HR 1B | 23 2B 5 1B BB | K | 23 2B 5 1B BB | K | 4 2 2 0 1 1 2 1 0 0 0 0 1 0 | Tampa Bay Rays @ Baltimore Orioles Oriole Park at Camden Yards, Baltimore, MD Fri Aug 06 2021, 7:06 PM - 10:53 PM EDT Att: 11,320 - Cloudy - 85 F | AB 42 R 10 H 14 RBI 9 BB 5 SO 10 LOB 24 | | | | | |
| 23 Nelson Cruz, R <small>OBP: 0.356, SLG: 0.524</small> | G5-3 2-3 | P4 | K | K | 1-H HR | 1-3 2-3 5 1B BB | G5-3 | G5-3 | 6 2 2 5 0 1 3 | | | | | | | | |
| 5 Wander Franco, S <small>OBP: 0.306, SLG: 0.394</small> | FC6 | FC6 | 13 E 13 1B | F7 | F7 | 8 G4-3 2B | G6-3 | 8 2B 13 1B BB | 5 1 2 2 0 1 1 4 0 1 0 1 0 3 | | | | | | | | |
| 2 Yandy Diaz, R <small>OBP: 0.365, SLG: 0.365</small> | F7 | F7 | F8 | F8 | G4-3 2B | G4-3 | L1 | P6 | 5 0 0 0 0 0 6 | | | | | | | | |
| 8 Brandon Lowe, L <small>OBP: 0.282, SLG: 0.457</small> | G4-3 | G4-3 | F8 | F8 | G4-3 | G4-3 | L1 | P6 | 4 1 3 1 1 0 0 | | | | | | | | |
| 13 Manuel Margot, R <small>OBP: 0.359, SLG: 0.392</small> | 10 2B E | E6 | E6 | BB | BB | F8 | F8 | 1-2 1B | 4 1 3 1 1 0 0 | | | | | | | | |
| 26 Ji Man Choi, L <small>OBP: 0.425</small> | K | K | K | K | K | L8 | L8 | K | 5 0 0 0 0 4 7 | | | | | | | | |
| 10 Mike Zunino, R <small>OBP: 0.294, SLG: 0.516</small> 35 Brett Phillips, L <small>OBP: 0.300, SLG: 0.360</small> | 39 E 2B | E1 | F5 | F5 | K | K | 25 1B 23 HR BB | F8 | 4 1 2 0 0 1 0 1 1 0 0 0 0 2 | | | | | | | | |
| 39 Kevin Kiermaier, L <small>OBP: 0.298, SLG: 0.325</small> | E1 | E1 | E1 | E1 | E1 | E1 | E1 | E1 | 3 2 2 1 2 1 0 | | | | | | | | |
| Inning Stats | R: 0 H: 1 E: 0 LOB: 2 K: 0 BB: 0 S: 9 P: 13 | R: 2 H: 3 E: 1 LOB: 1 K: 1 BB: 0 S: 13 P: 21 | R: 0 H: 2 E: 0 LOB: 2 K: 1 BB: 0 S: 12 P: 20 | R: 0 H: 1 E: 0 LOB: 1 K: 2 BB: 0 S: 10 P: 18 | R: 0 H: 1 E: 0 LOB: 2 K: 1 BB: 1 S: 11 P: 22 | R: 3 H: 2 E: 0 LOB: 0 K: 2 BB: 1 S: 13 P: 22 | R: 0 H: 0 E: 0 LOB: 0 K: 0 BB: 0 S: 8 P: 10 | R: 5 H: 4 E: 0 LOB: 2 K: 1 BB: 3 S: 21 P: 42 | R: 0 H: 0 E: 0 LOB: 0 K: 2 BB: 0 S: 8 P: 12 | 1B: 9 SF: 0 2B: 4 SAC: 0 3B: 0 DP: 0 HR: 1 HBP: 0 | | | WP: 2 PA: 47 PB: 0 SB: 0 CS: 0 | | | | |
| PITCHER | IP WLS BF H R ER SO BB IBB HBP BLK WP HR S P ERA WHIP | IP WLS BF H R ER SO BB IBB HBP BLK WP HR S P ERA WHIP | IP WLS BF H R ER SO BB IBB HBP BLK WP HR S P ERA WHIP | IP WLS BF H R ER SO BB IBB HBP BLK WP HR S P ERA WHIP | IP WLS BF H R ER SO BB IBB HBP BLK WP HR S P ERA WHIP | IP WLS BF H R ER SO BB IBB HBP BLK WP HR S P ERA WHIP | IP WLS BF H R ER SO BB IBB HBP BLK WP HR S P ERA WHIP | IP WLS BF H R ER SO BB IBB HBP BLK WP HR S P ERA WHIP | IP WLS BF H R ER SO BB IBB HBP BLK WP HR S P ERA WHIP | IP WLS BF H R ER SO BB IBB HBP BLK WP HR S P ERA WHIP | IP WLS BF H R ER SO BB IBB HBP BLK WP HR S P ERA WHIP | | | | | | |
| 47 John Means, L <small>ERA: 2.79</small> 71 Conner Greene, R <small>ERA: 14.73</small> 54 Cole Sulser, R <small>ERA: 2.83</small> 51 Paul Fry, L <small>ERA: 4.29</small> 55 Dillon Tate, R <small>ERA: 4.5</small> | 78 Marcos Diplán, R <small>ERA: 1.2</small> | 78 Marcos Diplán, R <small>ERA: 1.2</small> | 78 Marcos Diplán, R <small>ERA: 1.2</small> | 78 Marcos Diplán, R <small>ERA: 1.2</small> | 78 Marcos Diplán, R <small>ERA: 1.2</small> | 78 Marcos Diplán, R <small>ERA: 1.2</small> | 78 Marcos Diplán, R <small>ERA: 1.2</small> | 78 Marcos Diplán, R <small>ERA: 1.2</small> | 78 Marcos Diplán, R <small>ERA: 1.2</small> | 78 Marcos Diplán, R <small>ERA: 1.2</small> | 78 Marcos Diplán, R <small>ERA: 1.2</small> | | | | | | |
| Batter | 1 | 2 | 3 | 4 | 5 | 6 | 7 | 8 | 9 | AB | R | H | RBI | BB | SO | LOB | BOTTOM |
| 31 Cedric Mullins, L <small>OBP: 0.383, SLG: 0.542</small> | 16 S 6 1B | K | K | P2 | P2 | G5-3 | G5-3 | F8 | F8 | 5 1 1 0 0 1 3 | | | | | | | |
| 21 Austin Hays, R <small>OBP: 0.289, SLG: 0.431</small> | P3 | P3 | HR | F4 | F4 | G6-3 | G6-3 | K | K | 5 1 1 1 0 1 3 | | | | | | | |
| 16 Trey Mancini, R <small>OBP: 0.327, SLG: 0.470</small> | G6-3 | G6-3 | 2B | 26 3B 2B | 26 3B 2B | 26 1B BB | 26 1B BB | F8 | F8 | 4 1 2 0 1 0 1 | | | | | | | |
| 6 Ryan Mountcastle, R <small>OBP: 0.308, SLG: 0.477</small> 28 Jorge Mateo, R <small>OBP: 0.260, SLG: 0.352</small> | 29 CS 1B | K | K | K | K | 1B | 1B | P3 | P3 | 1 0 1 1 0 0 0 4 0 2 1 0 1 1 | | | | | | | |
| 29 Ramón Uriás, R <small>OBP: 0.351, SLG: 0.413</small> | CS | G5-3 | K | F8 | F8 | G4-3 | G4-3 | 25 DI 1B | 25 DI 1B | 5 0 1 0 0 1 4 | | | | | | | |
| 25 Anthony Santander, S <small>OBP: 0.284, SLG: 0.378</small> | K | K | F7 | F7 | F7 | F9 | F9 | 3 1B 28 1B SF9 | G3-1 | 5 1 1 0 0 1 2 | | | | | | | |
| 28 Pedro Severino, R <small>OBP: 0.309, SLG: 0.387</small> | HR | HR | HR | F9 | F9 | 1B | 1B | 31 F8 3 1B | 31 F8 3 1B | 4 1 3 1 0 0 0 | | | | | | | |
| 3 Maikel Franco, R <small>OBP: 0.263, SLG: 0.378</small> | 1 2B | 1 2B | 1 2B | P6 | P6 | L9 | L9 | 1B | 1B | 4 1 2 0 0 0 1 | | | | | | | |
| 1 Richie Martin, R <small>OBP: 0.125, SLG: 0.286</small> | 2B | 2B | 2B | G3-1 | G3-1 | K | K | SF9 | SF9 | 3 0 1 2 0 1 1 | | | | | | | |
| Inning Stats | R: 1 H: 2 E: 0 LOB: 0 K: 0 BB: 0 S: 8 P: 13 | R: 2 H: 3 E: 0 LOB: 1 K: 2 BB: 0 S: 15 P: 21 | R: 1 H: 2 E: 0 LOB: 1 K: 2 BB: 0 S: 18 P: 26 | R: 0 H: 0 E: 0 LOB: 0 K: 0 BB: 0 S: 9 P: 17 | R: 1 H: 2 E: 0 LOB: 1 K: 0 BB: 0 S: 14 P: 20 | R: 0 H: 1 E: 0 LOB: 1 K: 1 BB: 0 S: 12 P: 16 | R: 0 H: 1 E: 0 LOB: 2 K: 0 BB: 1 S: 8 P: 16 | R: 1 H: 3 E: 0 LOB: 2 K: 1 BB: 0 S: 18 P: 28 | R: 0 H: 1 E: 0 LOB: 1 K: 0 BB: 0 S: 8 P: 11 | 1B: 8 SF: 1 2B: 4 SAC: 0 3B: 1 DP: 0 HR: 2 HBP: 0 | WP: 0 PA: 43 PB: 0 SB: 1 CS: 1 | | | | | | |
| PITCHER | IP WLS BF H R ER SO BB IBB HBP BLK WP HR S P ERA WHIP | IP WLS BF H R ER SO BB IBB HBP BLK WP HR S P ERA WHIP | IP WLS BF H R ER SO BB IBB HBP BLK WP HR S P ERA WHIP | IP WLS BF H R ER SO BB IBB HBP BLK WP HR S P ERA WHIP | IP WLS BF H R ER SO BB IBB HBP BLK WP HR S P ERA WHIP | IP WLS BF H R ER SO BB IBB HBP BLK WP HR S P ERA WHIP | IP WLS BF H R ER SO BB IBB HBP BLK WP HR S P ERA WHIP | IP WLS BF H R ER SO BB IBB HBP BLK WP HR S P ERA WHIP | IP WLS BF H R ER SO BB IBB HBP BLK WP HR S P ERA WHIP | IP WLS BF H R ER SO BB IBB HBP BLK WP HR S P ERA WHIP | IP WLS BF H R ER SO BB IBB HBP BLK WP HR S P ERA WHIP | | | | | | |
| 48 Ryan Yarbrough, L <small>ERA: 4.78</small> 57 Drew Rasmussen, R <small>ERA: 4.15</small> 36 Andrew Kittredge, R <small>ERA: 1.98</small> 58 Louis Head, R <small>ERA: 1.35</small> | 48 Ryan Yarbrough, L <small>ERA: 4.78</small> 57 Drew Rasmussen, R <small>ERA: 4.15</small> 36 Andrew Kittredge, R <small>ERA: 1.98</small> 58 Louis Head, R <small>ERA: 1.35</small> | 48 Ryan Yarbrough, L <small>ERA: 4.78</small> 57 Drew Rasmussen, R <small>ERA: 4.15</small> 36 Andrew Kittredge, R <small>ERA: 1.98</small> 58 Louis Head, R <small>ERA: 1.35</small> | 48 Ryan Yarbrough, L <small>ERA: 4.78</small> 57 Drew Rasmussen, R <small>ERA: 4.15</small> 36 Andrew Kittredge, R <small>ERA: 1.98</small> 58 Louis Head, R <small>ERA: 1.35</small> | 48 Ryan Yarbrough, L <small>ERA: 4.78</small> 57 Drew Rasmussen, R <small>ERA: 4.15</small> 36 Andrew Kittredge, R <small>ERA: 1.98</small> 58 Louis Head, R <small>ERA: 1.35</small> | 48 Ryan Yarbrough, L <small>ERA: 4.78</small> 57 Drew Rasmussen, R <small>ERA: 4.15</small> 36 Andrew Kittredge, R <small>ERA: 1.98</small> 58 Louis Head, R <small>ERA: 1.35</small> | 48 Ryan Yarbrough, L <small>ERA: 4.78</small> 57 Drew Rasmussen, R <small>ERA: 4.15</small> 36 Andrew Kittredge, R <small>ERA: 1.98</small> 58 Louis Head, R <small>ERA: 1.35</small> | 48 Ryan Yarbrough, L <small>ERA: 4.78</small> 57 Drew Rasmussen, R <small>ERA: 4.15</small> 36 Andrew Kittredge, R <small>ERA: 1.98</small> 58 Louis Head, R <small>ERA: 1.35</small> | 48 Ryan Yarbrough, L <small>ERA: 4.78</small> 57 Drew Rasmussen, R <small>ERA: 4.15</small> 36 Andrew Kittredge, R <small>ERA: 1.98</small> 58 Louis Head, R <small>ERA: 1.35</small> | 48 Ryan Yarbrough, L <small>ERA: 4.78</small> 57 Drew Rasmussen, R <small>ERA: 4.15</small> 36 Andrew Kittredge, R <small>ERA: 1.98</small> 58 Louis Head, R <small>ERA: 1.35</small> | 48 Ryan Yarbrough, L <small>ERA: 4.78</small> 57 Drew Rasmussen, R <small>ERA: 4.15</small> 36 Andrew Kittredge, R <small>ERA: 1.98</small> 58 Louis Head, R <small>ERA: 1.35</small> | 48 Ryan Yarbrough, L <small>ERA: 4.78</small> 57 Drew Rasmussen, R <small>ERA: 4.15</small> 36 Andrew Kittredge, R <small>ERA: 1.98</small> 58 Louis Head, R <small>ERA: 1.35</small> | | | | | | |

| Batter | 1 | 2 | 3 | 4 | 5 | 6 | 7 | 8 | 9 | AB | R | H | RBI | BB | SO | LOB | TOP | | | | | |
|---|---|---|---|---|---|---|---|---|---|---|---|---|---|---|---|---|---|----------------------------------|----------------------------------|------------------------------------|----------------------------------|--------|
| 8 Brandon Lowe, L OBP: 0.329, SLG: 0.467 | G6-3 | F8 | | | 23 HR 2B | | K 17 WP 5 G3 | HR | BB 25 WP | 5 | 2 | 2 | 5 | 1 | 1 | 1 | <p>Tampa Bay Rays @ Baltimore Orioles</p> <p>Oriole Park at Camden Yards, Baltimore, MD</p> <p>Sat Aug 07 2021, 7:33 PM - 10:34 PM EDT</p> <p>Att: 18,545 - Cloudy - 73 F</p> | | | | | |
| 23 Nelson Cruz, R OBP: 0.357, SLG: 0.533 | G4-3 | | K | | HR | | K | P4 | K | 5 | 1 | 2 | 2 | 0 | 2 | 1 | | | | | | |
| 25 Jordan Luplow, R OBP: 0.339, SLG: 0.447 | G4-3 | | | | HR | | K | | K | 1 | 0 | 0 | 0 | 0 | 1 | 2 | | | | | | |
| 5 Wander Franco, S OBP: 0.302, SLG: 0.409 | G4-3 | | F9 | | G4-1 | | G3 | HR | | 5 | 1 | 1 | 1 | 0 | 0 | 2 | | | | | | |
| 17 Austin Meadows, L OBP: 0.327, SLG: 0.466 | L8 | | F7 | | L4 | | | G4-3 | | 4 | 0 | 0 | 0 | 1 | 0 | 1 | | | | | | |
| 2 Yandy Diaz, R OBP: 0.363, SLG: 0.372 | | HR | | | G5-3 | | G5-3 | | F9 | 5 | 1 | 1 | 1 | 0 | 1 | 2 | | | | | | |
| 18 Joey Wendle, L OBP: 0.323, SLG: 0.441 | | | 13 2B 39 G3 | | L6 | | E6 13 G4-3 35 2B | | 10 1B 13 E 8 HR | 5 | 4 | 3 | 0 | 0 | 0 | 0 | | | | | | |
| 13 Manuel Margot, R OBP: 0.303, SLG: 0.399 | | | | | | | G4-3 | | FC4 10 1B 8 HR | 5 | 2 | 3 | 0 | 0 | 0 | 2 | | | | | | |
| 39 Kevin Kiermaier, L OBP: 0.297, SLG: 0.324 | | | | | | | | | 8 BB 25 BB 13 BB | 1 | 0 | 0 | 1 | 0 | 0 | 1 | | | | | | |
| 35 Brett Phillips, L OBP: 0.304, SLG: 0.365 | | | | | | | | | 25 WP 8 BB | 3 | 0 | 1 | 1 | 1 | 2 | 3 | | | | | | |
| 10 Mike Zunino, R OBP: 0.292, SLG: 0.509 | | | | | | | G5-3 | | 8 HR | 5 | 1 | 1 | 0 | 0 | 3 | 5 | | | | | | |
| Inning Stats | R: 0 E: 0 K: 0 S: 12 | H: 1 LOB: 1 BB: 0 P: 18 | R: 2 E: 0 K: 1 S: 14 | H: 3 LOB: 1 BB: 0 P: 19 | R: 0 E: 0 K: 1 S: 8 | H: 0 LOB: 0 BB: 0 P: 12 | R: 0 E: 0 K: 1 S: 8 | H: 1 LOB: 1 BB: 0 P: 14 | R: 2 E: 0 K: 0 S: 10 | H: 2 LOB: 1 BB: 0 P: 14 | R: 1 E: 0 K: 1 S: 12 | H: 1 LOB: 1 BB: 0 P: 20 | R: 0 E: 0 K: 3 S: 11 | H: 0 LOB: 2 BB: 1 P: 17 | R: 5 E: 1 K: 1 S: 20 | H: 4 LOB: 0 BB: 2 P: 29 | R: 2 E: 0 K: 2 S: 17 | H: 2 LOB: 2 BB: 2 P: 31 | 1B: 6 2B: 4 3B: 0 HR: 4 | SF: 0 SAC: 0 DP: 0 HBP: 0 | WP: 4 PB: 0 SB: 0 CS: 0 | PA: 47 |
| PITCHER | IP WLS BF H R ER SO BB IBB HBP BLK WP HR S P ERA WHIP | IP WLS BF H R ER SO BB IBB HBP BLK WP HR S P ERA WHIP | IP WLS BF H R ER SO BB IBB HBP BLK WP HR S P ERA WHIP | IP WLS BF H R ER SO BB IBB HBP BLK WP HR S P ERA WHIP | IP WLS BF H R ER SO BB IBB HBP BLK WP HR S P ERA WHIP | IP WLS BF H R ER SO BB IBB HBP BLK WP HR S P ERA WHIP | IP WLS BF H R ER SO BB IBB HBP BLK WP HR S P ERA WHIP | IP WLS BF H R ER SO BB IBB HBP BLK WP HR S P ERA WHIP | IP WLS BF H R ER SO BB IBB HBP BLK WP HR S P ERA WHIP | IP WLS BF H R ER SO BB IBB HBP BLK WP HR S P ERA WHIP | IP WLS BF H R ER SO BB IBB HBP BLK WP HR S P ERA WHIP | IP WLS BF H R ER SO BB IBB HBP BLK WP HR S P ERA WHIP | IP WLS BF H R ER SO BB IBB HBP BLK WP HR S P ERA WHIP | IP WLS BF H R ER SO BB IBB HBP BLK WP HR S P ERA WHIP | IP WLS BF H R ER SO BB IBB HBP BLK WP HR S P ERA WHIP | IP WLS BF H R ER SO BB IBB HBP BLK WP HR S P ERA WHIP | IP WLS BF H R ER SO BB IBB HBP BLK WP HR S P ERA WHIP | | | | | |

| | |
|-----|----|
| AB | 44 |
| R | 12 |
| H | 14 |
| RBI | 11 |
| BB | 3 |
| SO | 10 |
| LOB | 20 |



| Batter | 1 | 2 | 3 | 4 | 5 | 6 | 7 | 8 | 9 | AB | R | H | RBI | BB | SO | LOB | BOTTOM | | | |
|---|---|---|---|---|---|---|---|---|---|---|---|---|---|---|---|---|---|------------------------------------|----------------------------------|--------|
| 31 Cedric Mullins, L OBP: 0.382, SLG: 0.546 | K | | HR | | K | | | K | | 4 | 1 | 1 | 2 | 0 | 3 | 0 | <p>Tampa Bay Rays @ Baltimore Orioles</p> <p>Oriole Park at Camden Yards, Baltimore, MD</p> <p>Sat Aug 07 2021, 7:33 PM - 10:34 PM EDT</p> <p>Att: 18,545 - Cloudy - 73 F</p> | | | |
| 21 Austin Hays, R OBP: 0.292, SLG: 0.432 | F8 | | K | | 16 FC6-4 1B | | 16 G6-4-3 1B | | | 4 | 0 | 2 | 0 | 0 | 1 | 0 | | | | |
| 16 Trey Mancini, R OBP: 0.327, SLG: 0.468 | L9 | | 25 1B 1B | | FC6-4 | | G6-4-3 | | | 4 | 0 | 1 | 0 | 0 | 0 | 2 | | | | |
| 25 Anthony Santander, S OBP: 0.284, SLG: 0.377 | L7 | | 1B | | L6 | | | F8 | | 4 | 0 | 1 | 0 | 0 | 0 | 0 | | | | |
| 28 Pedro Severino, R OBP: 0.307, SLG: 0.384 | K | | 1B | | F8 | | | | | 2 | 0 | 0 | 0 | 0 | 2 | 2 | | | | |
| 61 Austin Wynns, R OBP: 0.214, SLG: 0.303 | K | | K | | | | | | | 2 | 0 | 1 | 0 | 0 | 0 | 0 | | | | |
| 3 Maikel Franco, R OBP: 0.260, SLG: 0.374 | G6-3 | | | | G4-3 | | K | | | 4 | 0 | 0 | 0 | 0 | 2 | 1 | | | | |
| 65 Ryan McKenna, R OBP: 0.306, SLG: 0.250 | | | K | | G6-3 | | G6-3 | | | 3 | 0 | 0 | 0 | 1 | 1 | 0 | | | | |
| 26 Jorge Mateo, R OBP: 0.260, SLG: 0.358 | | | 1 E 1B | | G5-3 | | K | | | 4 | 1 | 1 | 0 | 0 | 2 | 2 | | | | |
| 1 Richie Martin, R OBP: 0.182, SLG: 0.222 | | | 2B | | F9 | | G6-3 | | | 2 | 1 | 0 | 0 | 1 | 0 | 0 | | | | |
| Inning Stats | R: 0 E: 0 K: 1 S: 7 | H: 0 LOB: 0 BB: 0 P: 8 | R: 0 E: 0 K: 1 S: 9 | H: 0 LOB: 0 BB: 0 P: 13 | R: 3 E: 0 K: 3 S: 18 | H: 4 LOB: 2 BB: 1 P: 30 | R: 0 E: 0 K: 0 S: 5 | H: 0 LOB: 0 BB: 0 P: 9 | R: 0 E: 0 K: 1 S: 9 | H: 1 LOB: 1 BB: 0 P: 10 | R: 0 E: 0 K: 1 S: 7 | H: 0 LOB: 0 BB: 0 P: 11 | R: 0 E: 0 K: 1 S: 8 | H: 1 LOB: 0 BB: 0 P: 12 | R: 0 E: 0 K: 2 S: 14 | H: 1 LOB: 2 BB: 1 P: 21 | 1B: 4 2B: 2 3B: 0 HR: 1 | SF: 0 SAC: 0 DP: 1 HBP: 0 | WP: 0 PB: 0 SB: 1 CS: 0 | PA: 35 |
| PITCHER | IP WLS BF H R ER SO BB IBB HBP BLK WP HR S P ERA WHIP | IP WLS BF H R ER SO BB IBB HBP BLK WP HR S P ERA WHIP | IP WLS BF H R ER SO BB IBB HBP BLK WP HR S P ERA WHIP | IP WLS BF H R ER SO BB IBB HBP BLK WP HR S P ERA WHIP | IP WLS BF H R ER SO BB IBB HBP BLK WP HR S P ERA WHIP | IP WLS BF H R ER SO BB IBB HBP BLK WP HR S P ERA WHIP | IP WLS BF H R ER SO BB IBB HBP BLK WP HR S P ERA WHIP | IP WLS BF H R ER SO BB IBB HBP BLK WP HR S P ERA WHIP | IP WLS BF H R ER SO BB IBB HBP BLK WP HR S P ERA WHIP | IP WLS BF H R ER SO BB IBB HBP BLK WP HR S P ERA WHIP | IP WLS BF H R ER SO BB IBB HBP BLK WP HR S P ERA WHIP | IP WLS BF H R ER SO BB IBB HBP BLK WP HR S P ERA WHIP | IP WLS BF H R ER SO BB IBB HBP BLK WP HR S P ERA WHIP | IP WLS BF H R ER SO BB IBB HBP BLK WP HR S P ERA WHIP | IP WLS BF H R ER SO BB IBB HBP BLK WP HR S P ERA WHIP | IP WLS BF H R ER SO BB IBB HBP BLK WP HR S P ERA WHIP | | | | |

| | |
|-----|----|
| AB | 33 |
| R | 3 |
| H | 7 |
| RBI | 2 |
| BB | 2 |
| SO | 11 |
| LOB | 7 |



| Batter | 1 | 2 | 3 | 4 | 5 | 6 | 7 | 8 | 9 | AB | R | H | RBI | BB | SO | LOB | TOP | | | | | | | | |
|---|------------------------------|----------------------------------|-------------------------------|----------------------------------|------------------------------|----------------------------------|------------------------------|----------------------------------|-------------------------------|----------------------------------|-------------------------------|----------------------------------|------------------------------|----------------------------------|-------------------------------|----------------------------------|---|---------------------------------|----------------------------------|------------------------------------|----------------------------------|--------|--|--|--|
| 8 Brandon Lowe, L (1.4) OBP: 0.337, SLG: 0.485 | | | | | | | | | | 3 | 1 | 1 | 1 | 1 | 0 | 0 | Tampa Bay Rays @ Boston Red Sox Fenway Park, Boston, MA Thu Aug 12 2021, 4:12 PM - 7:10 PM EDT Att: 26,803 - Sunny - 95 F | | | | | | | | |
| 5 Wander Franco, S (1.6) OBP: 0.304, SLG: 0.405 | | | | | | | | | | 5 | 1 | 1 | 2 | 0 | 0 | 1 | | | | | | | | | |
| 23 Nelson Cruz, R (1.10) OBP: 0.350, SLG: 0.517 | | | | | | | | | | 5 | 1 | 1 | 0 | 0 | 2 | 1 | | | | | | | | | |
| 17 Austin Meadows, L (1.7) OBP: 0.325, SLG: 0.463 | | | | | | | | | | 5 | 0 | 0 | 0 | 0 | 1 | 2 | | | | | | | | | |
| 18 Joey Wendle, L (1.5) OBP: 0.329, SLG: 0.437 | | | | | | | | | | 5 | 1 | 1 | 0 | 0 | 2 | 1 | | | | | | | | | |
| 2 Yandy Diaz, R (1.3) OBP: 0.364, SLG: 0.370 | | | | | | | | | | 2 | 1 | 1 | 0 | 2 | 1 | 0 | | | | | | | | | |
| 35 Brett Phillips, L (1.9) OBP: 0.308, SLG: 0.394 | | | | | | | | | | 2 | 0 | 0 | 0 | 0 | 2 | 1 | | | | | | | | | |
| 13 Manuel Margot, R (6. PH) OBP: 0.308, SLG: 0.394 | | | | | | | | | | 0 | 0 | 0 | 1 | 1 | 0 | 0 | | | | | | | | | |
| 39 Kevin Kiermaier, L (1.8) OBP: 0.307, SLG: 0.336 | | | | | | | | | | 3 | 2 | 3 | 0 | 1 | 0 | 0 | | | | | | | | | |
| 10 Mike Zunino, R (1.2) OBP: 0.296, SLG: 0.536 | | | | | | | | | | 4 | 1 | 1 | 3 | 0 | 3 | 5 | | | | | | | | | |
| Inning Stats | R: 0 E: 0 K: 1 S: 8 | H: 0 LOB: 0 BB: 0 P: 13 | R: 0 E: 0 K: 1 S: 10 | H: 1 LOB: 1 BB: 0 P: 17 | R: 1 E: 1 K: 1 S: 9 | H: 1 LOB: 0 BB: 0 P: 11 | R: 0 E: 0 K: 2 S: 8 | H: 0 LOB: 0 BB: 0 P: 13 | R: 0 E: 0 K: 3 S: 11 | H: 1 LOB: 1 BB: 0 P: 15 | R: 3 E: 0 K: 2 S: 27 | H: 3 LOB: 3 BB: 3 P: 40 | R: 0 E: 0 K: 1 S: 9 | H: 0 LOB: 1 BB: 1 P: 15 | R: 4 E: 0 K: 0 S: 13 | H: 3 LOB: 0 BB: 1 P: 19 | R: 0 E: 0 K: 0 S: 6 | H: 0 LOB: 0 BB: 0 P: 8 | 1B: 4 2B: 2 3B: 1 HR: 2 | SF: 2 SAC: 0 DP: 0 HBP: 0 | WP: 0 PB: 0 SB: 1 CS: 0 | PA: 41 | | | |
| PITCHER | IP | WLS | BF | H | R | ER | SO | BB | IBB | HBP | BLK | WP | HR | S | P | ERA | WHIP | | | | | | | | |
| 89 Tanner Houck, R (1.1) ERA: 2.93 | 5.0 | L | 21 | 6 | 4 | 3 | 8 | 0 | 0 | 0 | 0 | 0 | 1 | 61 | 89 | 5.40 | 1.200 | | | | | | | | |
| 36 Josh Taylor, L (6.1) ERA: 3.23 | 0.2 | | 3 | 0 | 0 | 0 | 1 | 0 | 1 | 0 | 0 | 0 | 0 | 8 | 10 | 0.00 | 0.000 | | | | | | | | |
| 56 Hansel Robles, R (6.1) ERA: 5.4 | 1.0 | | 6 | 0 | 0 | 0 | 1 | 2 | 1 | 0 | 1 | 0 | 0 | 10 | 20 | 0.00 | 2.000 | | | | | | | | |
| 65 Austin Davis, L (7.1) ERA: 6.28 | 0.1 | | 3 | 1 | 2 | 2 | 1 | 0 | 1 | 0 | 0 | 0 | 0 | 6 | 9 | 54.00 | 3.000 | | | | | | | | |
| 75 Yackel Rios, R (8.1) ERA: 4.28 | 2.0 | | 8 | 2 | 2 | 2 | 0 | 0 | 0 | 0 | 0 | 0 | 1 | 16 | 23 | 9.00 | 1.000 | | | | | | | | |

| | |
|-----|----|
| AB | 34 |
| R | 8 |
| H | 9 |
| RBI | 7 |
| BB | 5 |
| SO | 11 |
| LOB | 11 |



| Batter | 1 | 2 | 3 | 4 | 5 | 6 | 7 | 8 | 9 | AB | R | H | RBI | BB | SO | LOB | BOTTOM | | | | | | | | |
|--|------------------------------|----------------------------------|-------------------------------|----------------------------------|------------------------------|----------------------------------|------------------------------|----------------------------------|-------------------------------|----------------------------------|------------------------------|----------------------------------|------------------------------|---------------------------------|------------------------------|----------------------------------|---|------------------------------|----------------------------------|----------------------------------|------------------------------------|----------------------------------|--------|--|--|
| 5 Enrique Hernández, R (1.4) OBP: 0.333, SLG: 0.457 | | | | | | | | | | 1 | 1 | 0 | 0 | 3 | 0 | 0 | Tampa Bay Rays @ Boston Red Sox Fenway Park, Boston, MA Thu Aug 12 2021, 4:12 PM - 7:10 PM EDT Att: 26,803 - Sunny - 95 F | | | | | | | | |
| 40 Jaren Duran, L (1.8) OBP: 0.219, SLG: 0.329 | | | | | | | | | | 4 | 0 | 0 | 0 | 0 | 3 | 3 | | | | | | | | | |
| 2 Xander Bogaerts, R (1.6) OBP: 0.371, SLG: 0.509 | | | | | | | | | | 4 | 0 | 0 | 0 | 0 | 0 | 3 | | | | | | | | | |
| 11 Rafael Devers, L (1.5) OBP: 0.360, SLG: 0.568 | | | | | | | | | | 4 | 0 | 1 | 1 | 0 | 1 | 1 | | | | | | | | | |
| 28 J.D. Martinez, R (1.10) OBP: 0.358, SLG: 0.531 | | | | | | | | | | 3 | 0 | 0 | 0 | 0 | 1 | 1 | | | | | | | | | |
| 10 Hunter Renfroe, R (1.9) OBP: 0.310, SLG: 0.472 | | | | | | | | | | 3 | 0 | 0 | 0 | 0 | 1 | 0 | | | | | | | | | |
| 25 Kevin Plawecki, R (1.2) OBP: 0.368, SLG: 0.387 | | | | | | | | | | 3 | 0 | 1 | 0 | 0 | 0 | 0 | | | | | | | | | |
| 12 Marwin Gonzalez, S (1.3) OBP: 0.281, SLG: 0.285 | | | | | | | | | | 3 | 0 | 0 | 0 | 0 | 2 | 1 | | | | | | | | | |
| 16 Franchy Cordero, L (1.7) OBP: 0.239, SLG: 0.262 | | | | | | | | | | 3 | 0 | 0 | 0 | 0 | 3 | 1 | | | | | | | | | |
| Inning Stats | R: 0 E: 0 K: 1 S: 6 | H: 0 LOB: 1 BB: 1 P: 12 | R: 0 E: 0 K: 1 S: 10 | H: 0 LOB: 0 BB: 0 P: 11 | R: 0 E: 0 K: 2 S: 8 | H: 0 LOB: 0 BB: 0 P: 11 | R: 1 E: 0 K: 0 S: 9 | H: 1 LOB: 1 BB: 1 P: 16 | R: 0 E: 0 K: 2 S: 12 | H: 1 LOB: 0 BB: 0 P: 18 | R: 0 E: 0 K: 1 S: 8 | H: 0 LOB: 0 BB: 0 P: 11 | R: 0 E: 0 K: 1 S: 6 | H: 0 LOB: 0 BB: 0 P: 8 | R: 0 E: 0 K: 1 S: 8 | H: 0 LOB: 0 BB: 0 P: 13 | | R: 0 E: 0 K: 2 S: 8 | H: 0 LOB: 1 BB: 1 P: 17 | 1B: 1 2B: 1 3B: 0 HR: 0 | SF: 0 SAC: 0 DP: 1 HBP: 0 | WP: 0 PB: 0 SB: 0 CS: 0 | PA: 31 | | |
| PITCHER | IP | WLS | BF | H | R | ER | SO | BB | IBB | HBP | BLK | WP | HR | S | P | ERA | WHIP | | | | | | | | |
| 57 Drew Rasmussen, R (1.1) ERA: 3.98 | 4.0 | | 14 | 1 | 1 | 1 | 4 | 2 | 0 | 0 | 0 | 0 | 0 | 33 | 50 | 2.25 | 0.750 | | | | | | | | |
| 31 Collin McHugh, R (5.1) ERA: 1.41 | 2.0 | W | 7 | 1 | 0 | 0 | 3 | 0 | 0 | 0 | 0 | 0 | 0 | 20 | 29 | 0.00 | 0.500 | | | | | | | | |
| 84 JT Chargois, R (7.1) ERA: 2.55 | 1.0 | H | 3 | 0 | 0 | 0 | 1 | 0 | 0 | 0 | 0 | 0 | 0 | 6 | 8 | 0.00 | 0.000 | | | | | | | | |
| 58 Louis Head, R (8.1) ERA: 1.23 | 1.0 | | 3 | 0 | 0 | 0 | 1 | 0 | 0 | 0 | 0 | 0 | 0 | 8 | 13 | 0.00 | 0.000 | | | | | | | | |
| 71 Ryan Sherriff, L (9.1) ERA: 4.76 | 1.0 | | 4 | 0 | 0 | 0 | 2 | 1 | 0 | 0 | 0 | 0 | 0 | 8 | 17 | 0.00 | 1.000 | | | | | | | | |

| | |
|-----|----|
| AB | 28 |
| R | 1 |
| H | 2 |
| RBI | 1 |
| BB | 3 |
| SO | 11 |
| LOB | 10 |



| Batter | 1 | 2 | 3 | 4 | 5 | 6 | 7 | 8 | 9 | AB | R | H | RBI | BB | SO | LOB | TOP | | | | | |
|---|---|----------------------------------|-------------------------------|----------------------------------|------------------------------|----------------------------------|-------------------------------|----------------------------------|------------------------------|----------------------------------|-------------------------------|----------------------------------|-------------------------------|----------------------------------|-------------------------------|----------------------------------|------------------------------|----------------------------------|----------------------------------|------------------------------------|----------------------------------|--------|
| 8 Brandon Lowe, L (1,4) OBP: 0.338, SLG: 0.484 | | | | | | | | | | 5 | 1 | 2 | 0 | 0 | 0 | 0 | | | | | | |
| 5 Wander Franco, S (1,6) OBP: 0.301, SLG: 0.405 | | | | | | | | | | 5 | 1 | 1 | 0 | 0 | 1 | 2 | | | | | | |
| 23 Nelson Cruz, R (1,10) OBP: 0.353, SLG: 0.525 | | | | | | | | | | 4 | 2 | 2 | 1 | 1 | 1 | 2 | | | | | | |
| 56 Randy Arozarena, R (1,7) OBP: 0.349, SLG: 0.463 | | | | | | | | | | 3 | 1 | 1 | 1 | 2 | 1 | 1 | | | | | | |
| 18 Joey Wendle, L (1,5) OBP: 0.327, SLG: 0.433 | | | | | | | | | | 5 | 1 | 1 | 1 | 0 | 2 | 3 | | | | | | |
| 2 Yandy Diaz, R (1,3) OBP: 0.363, SLG: 0.379 | | | | | | | | | | 3 | 1 | 1 | 1 | 0 | 0 | 2 | | | | | | |
| 25 Jordan Luplow, R (6,3) OBP: 0.331, SLG: 0.418 | | | | | | | | | | 2 | 0 | 0 | 0 | 0 | 1 | 3 | | | | | | |
| 39 Kevin Kiermaier, L (1,8) OBP: 0.309, SLG: 0.349 | | | | | | | | | | 5 | 1 | 2 | 3 | 0 | 1 | 1 | | | | | | |
| 13 Manuel Margot, R (1,9) OBP: 0.307, SLG: 0.392 | | | | | | | | | | 4 | 0 | 1 | 1 | 0 | 1 | 1 | | | | | | |
| 10 Mike Zunino, R (1,2) OBP: 0.299, SLG: 0.548 | | | | | | | | | | 4 | 2 | 2 | 1 | 0 | 1 | 1 | | | | | | |
| Inning Stats | R: 1 E: 0 K: 2 S: 14 | H: 2 LOB: 1 BB: 0 P: 16 | R: 2 E: 0 K: 1 S: 17 | H: 3 LOB: 1 BB: 0 P: 23 | R: 1 E: 0 K: 0 S: 9 | H: 1 LOB: 0 BB: 0 P: 11 | R: 1 E: 0 K: 0 S: 10 | H: 2 LOB: 0 BB: 0 P: 16 | R: 0 E: 0 K: 1 S: 9 | H: 1 LOB: 2 BB: 1 P: 18 | R: 1 E: 0 K: 2 S: 11 | H: 1 LOB: 0 BB: 0 P: 14 | R: 4 E: 1 K: 1 S: 19 | H: 3 LOB: 1 BB: 1 P: 27 | R: 0 E: 0 K: 1 S: 10 | H: 0 LOB: 1 BB: 0 P: 15 | R: 0 E: 1 K: 1 S: 9 | H: 0 LOB: 0 BB: 0 P: 12 | 1B: 7 2B: 2 3B: 0 HR: 4 | SF: 1 SAC: 0 DP: 0 HBP: 0 | WP: 1 PB: 0 SB: 0 CS: 0 | PA: 44 |
| PITCHER | IP WLS BF H R ER SO BB IBB HBP BLK WP HR S P ERA WHIP | | | | | | | | | | | | | | | | | | | | | |
| 35 Michael Pineda, R (1,1) ERA: 4.13 | 2.2 L 14 6 4 4 3 0 0 0 0 0 1 2 38 46 13.50 2.250 | | | | | | | | | | | | | | | | | | | | | |
| 58 Nick Vincent, R (3,1) ERA: 3.89 | 2.1 10 3 1 1 1 1 0 0 0 0 0 1 21 38 3.86 1.714 | | | | | | | | | | | | | | | | | | | | | |
| 33 John Gant, R (6,1) ERA: 3.54 | 2.0 12 4 5 3 3 1 0 0 0 0 0 0 30 41 13.50 2.500 | | | | | | | | | | | | | | | | | | | | | |
| 57 Edgar Garcia, R (8,1) ERA: 9.35 | 2.0 8 0 0 0 2 1 0 0 0 0 0 0 19 27 0.00 0.500 | | | | | | | | | | | | | | | | | | | | | |

Tampa Bay Rays @ Minnesota Twins
Target Field, Minneapolis, MN
Fri Aug 13 2021, 7:13 PM - 10:25 PM CDT
Att: 23,125 - Clear - 77 F

| | |
|-----|----|
| AB | 40 |
| R | 10 |
| H | 13 |
| RBI | 9 |
| BB | 3 |
| SO | 9 |
| LOB | 16 |

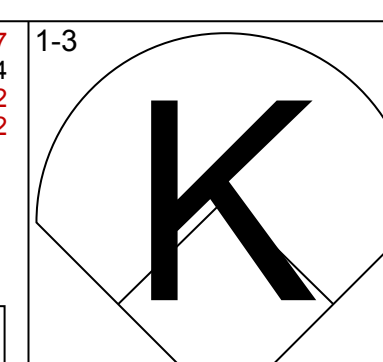
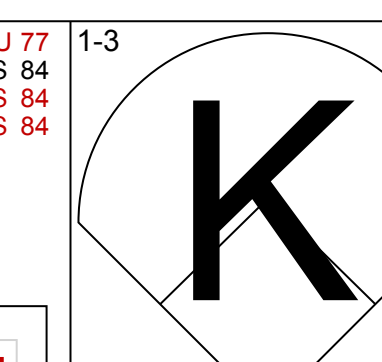
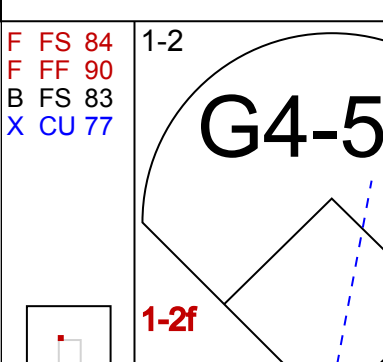
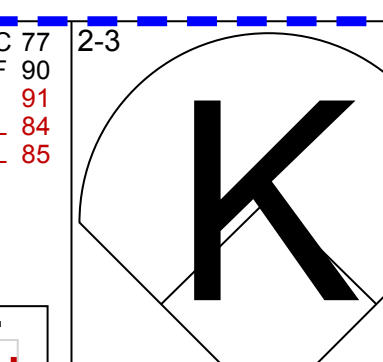
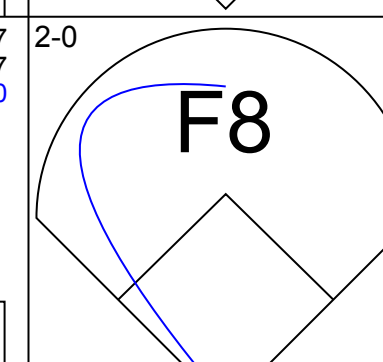
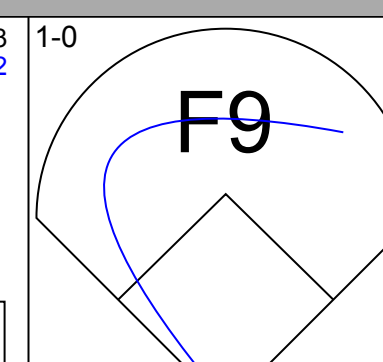
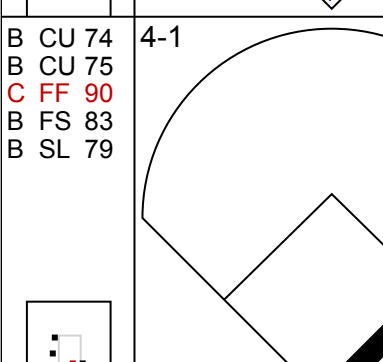
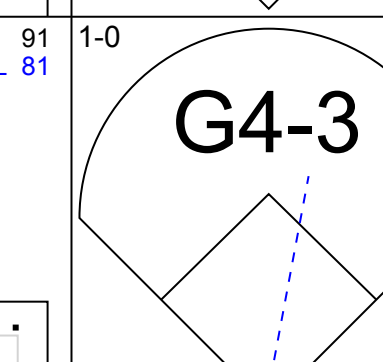
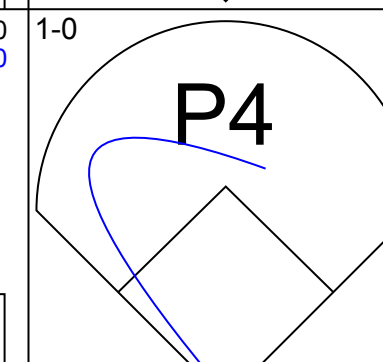
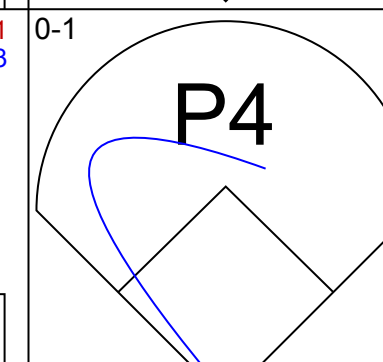
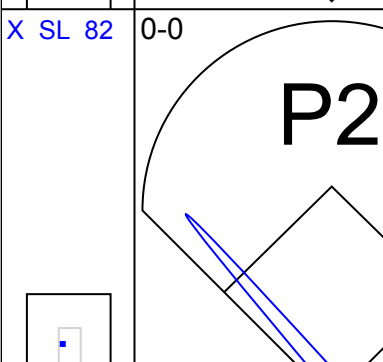
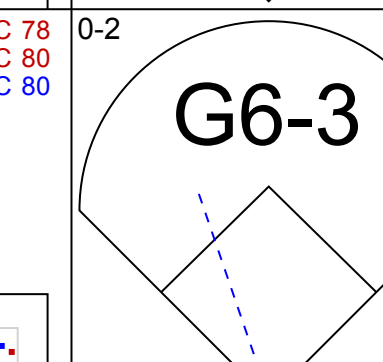
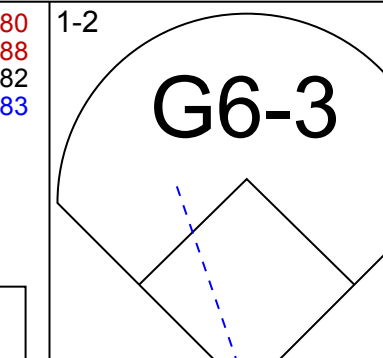
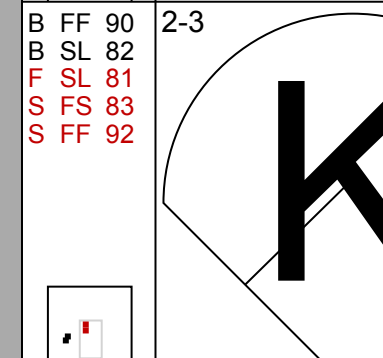
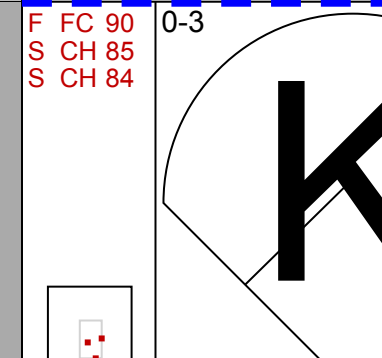
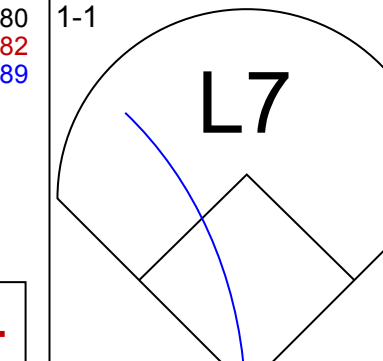
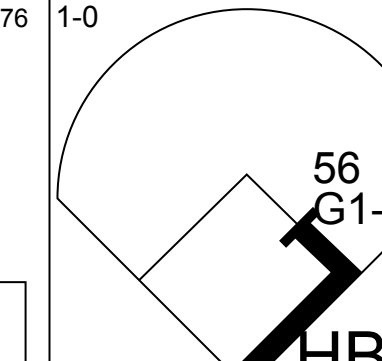
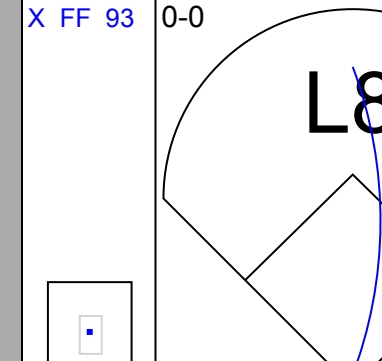
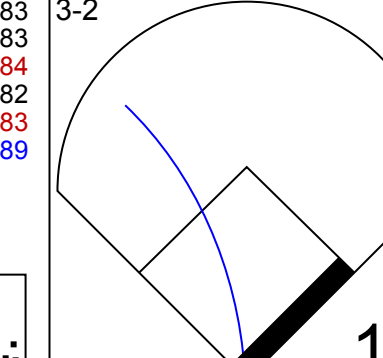
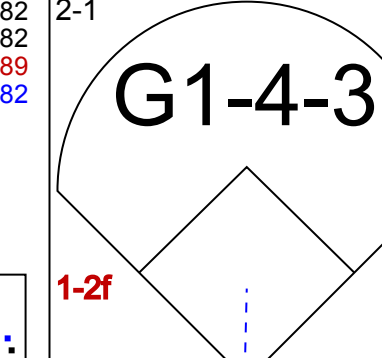
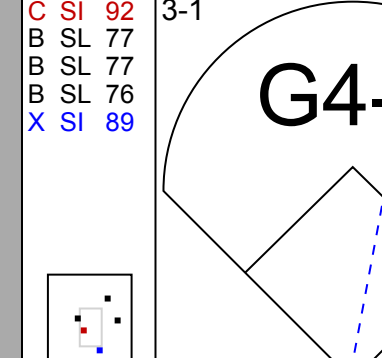
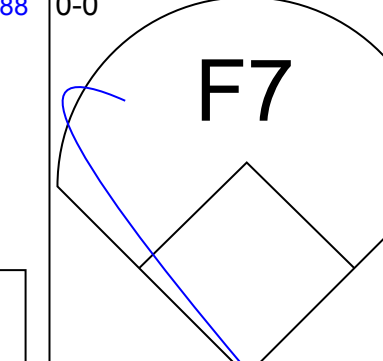
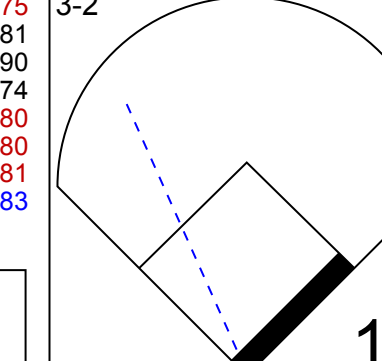
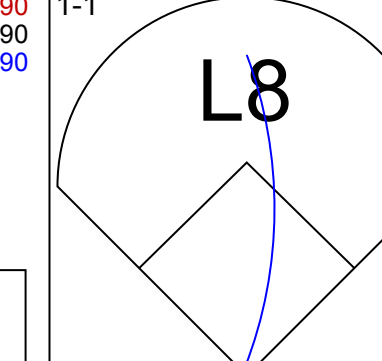
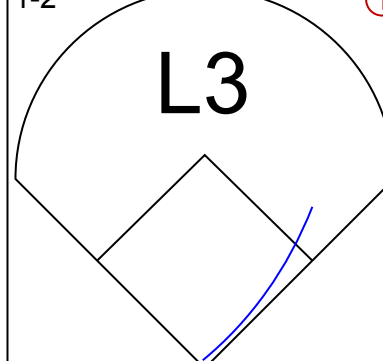
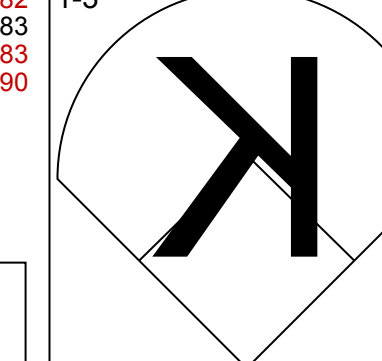
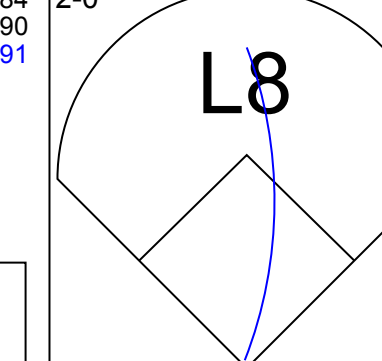
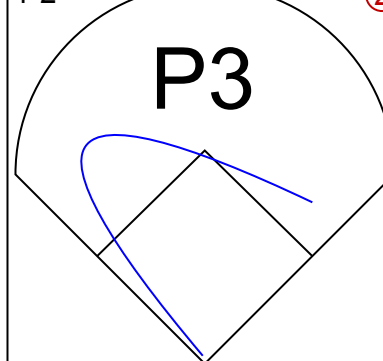
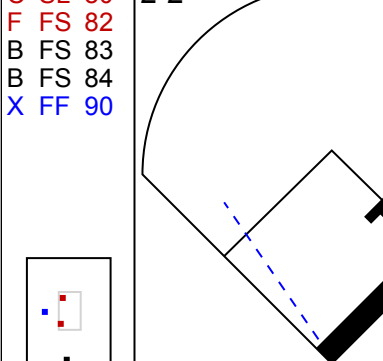
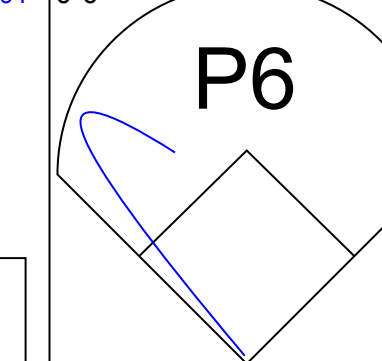



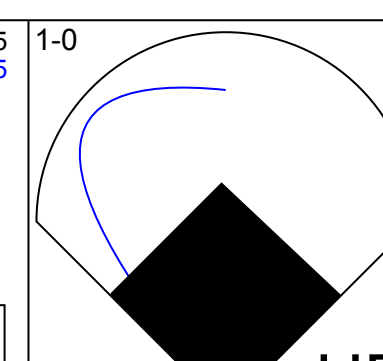
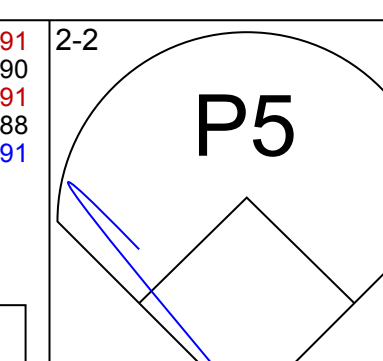
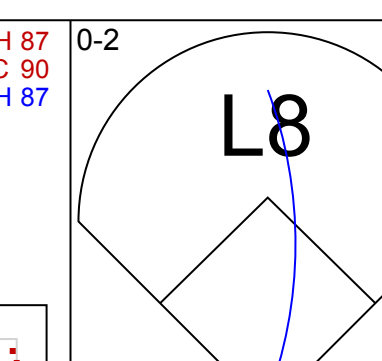
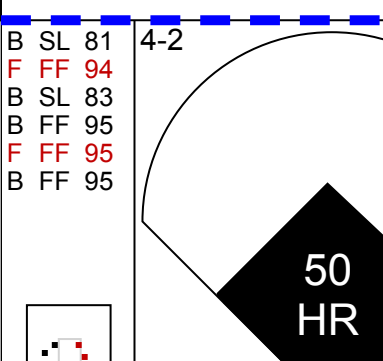
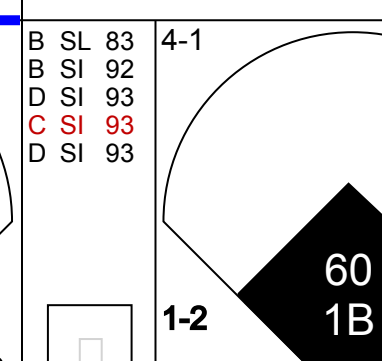
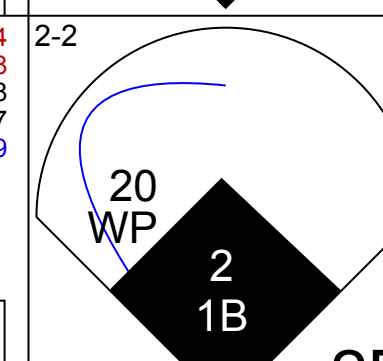
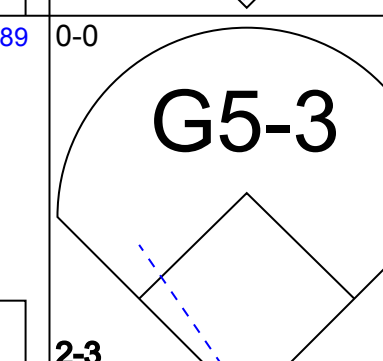
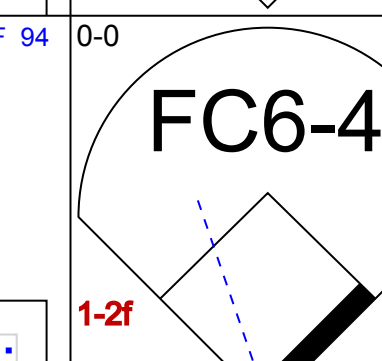
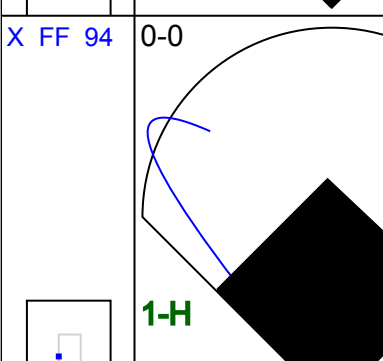
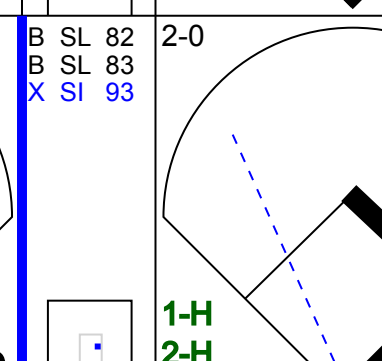
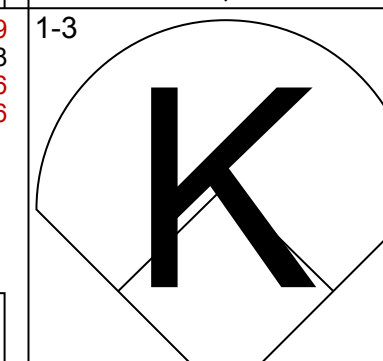

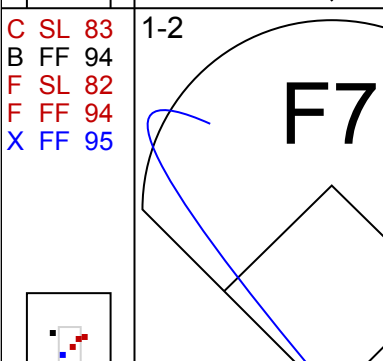
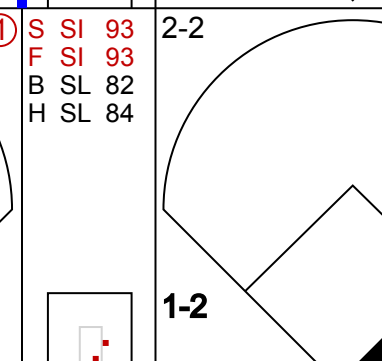
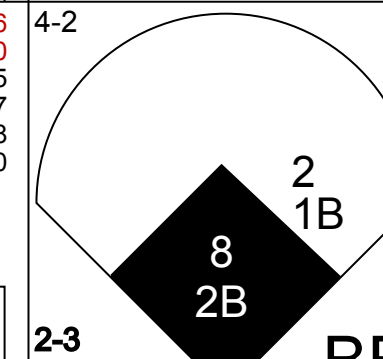

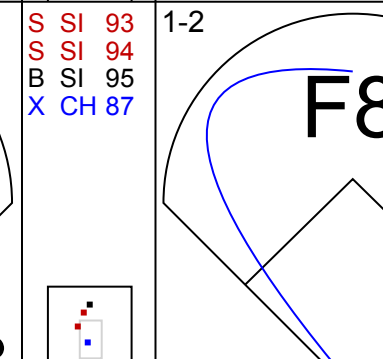
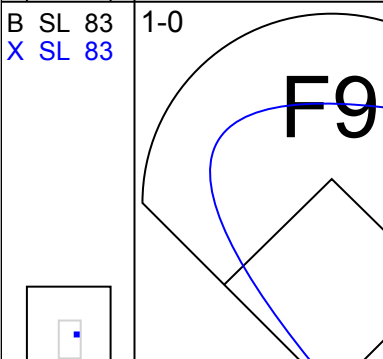
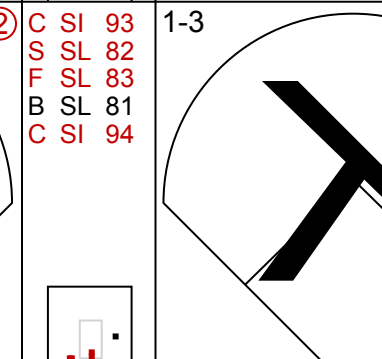
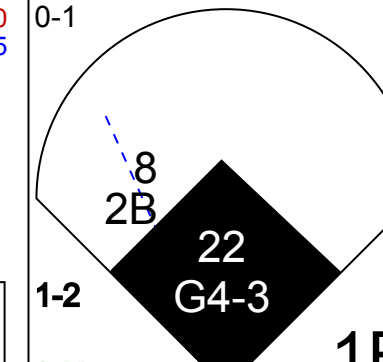
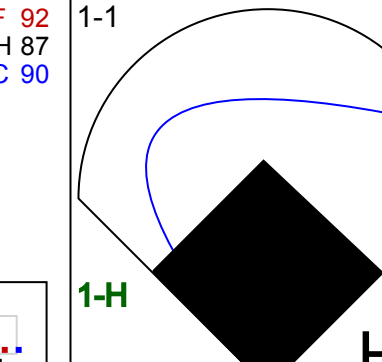
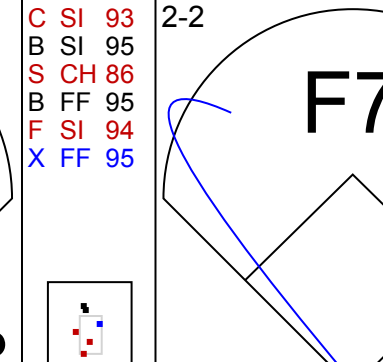
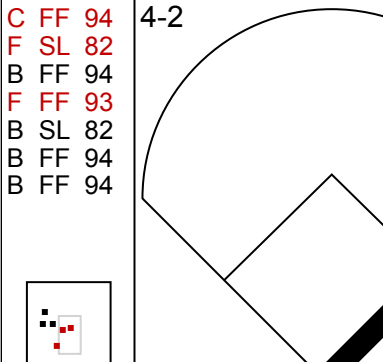

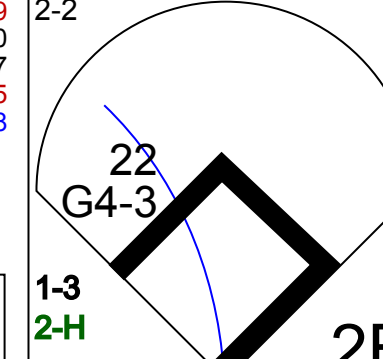
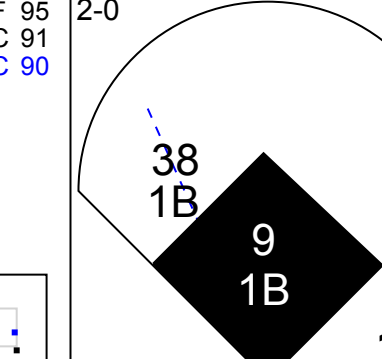

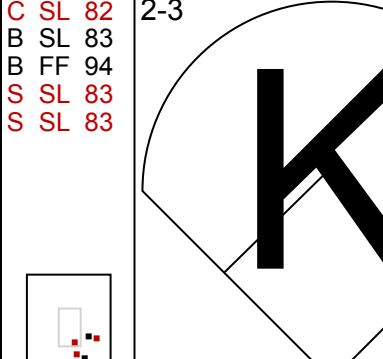
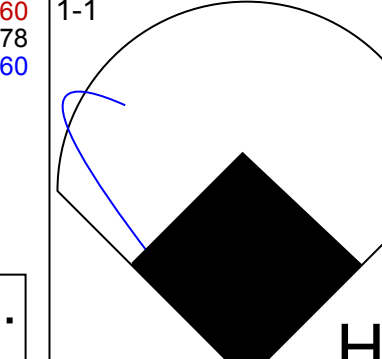
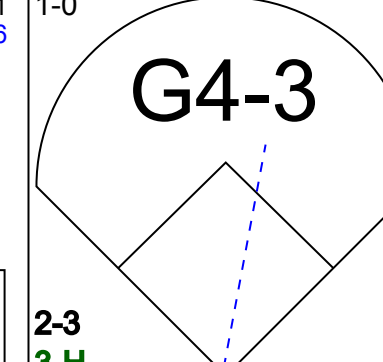
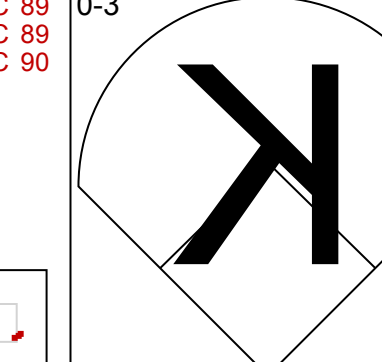
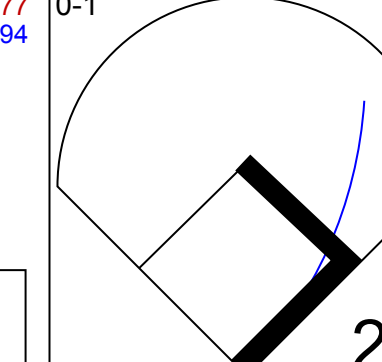

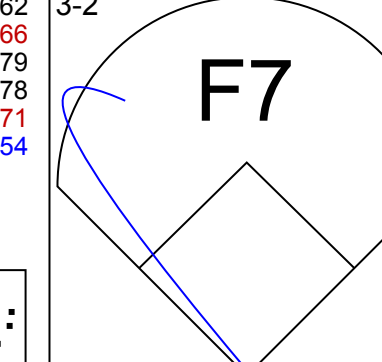
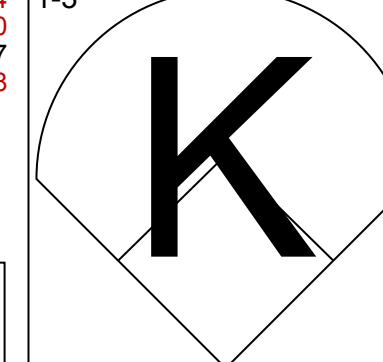
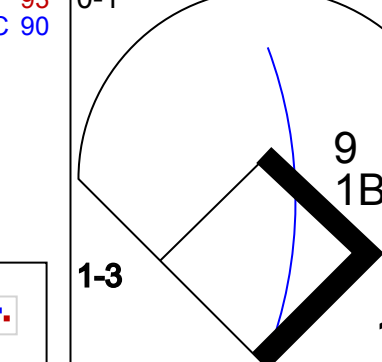

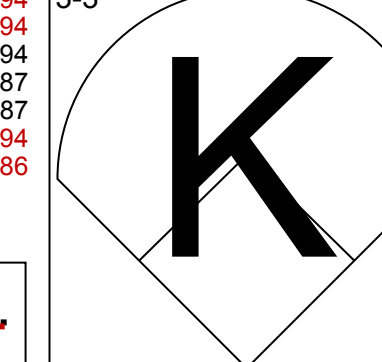
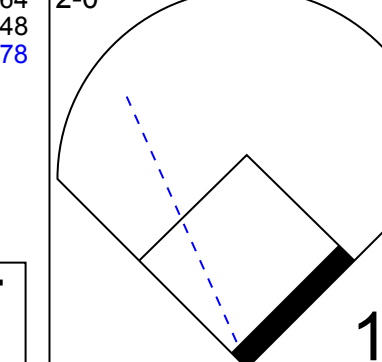

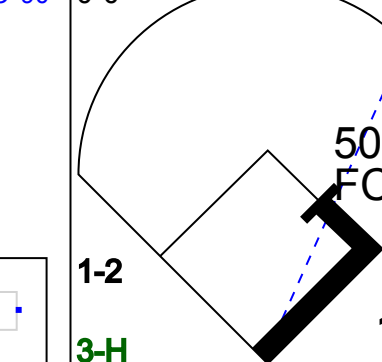
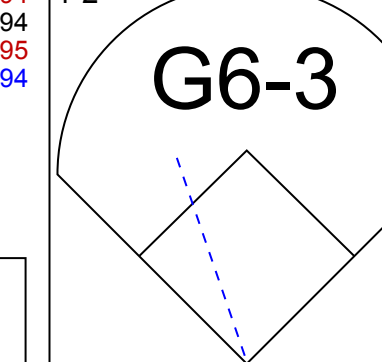
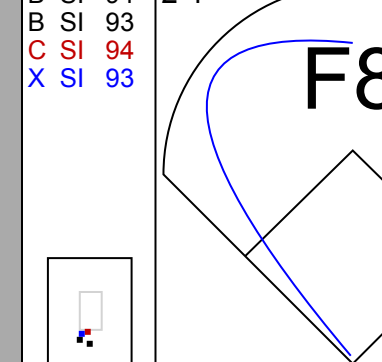
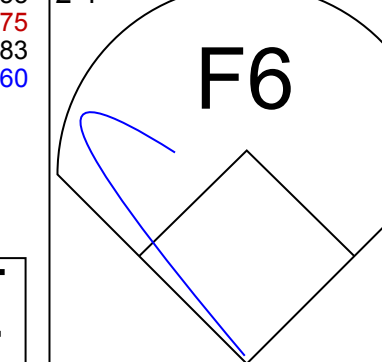
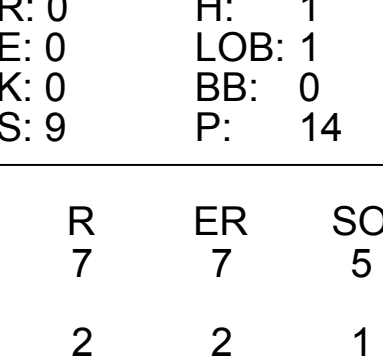
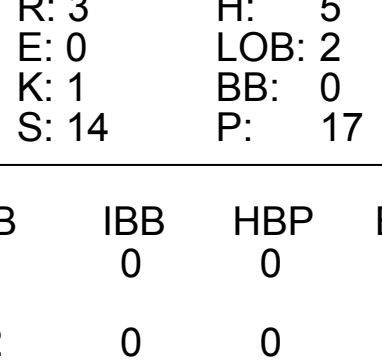
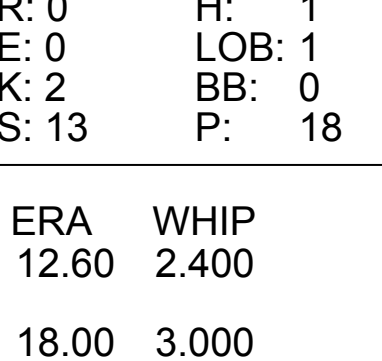
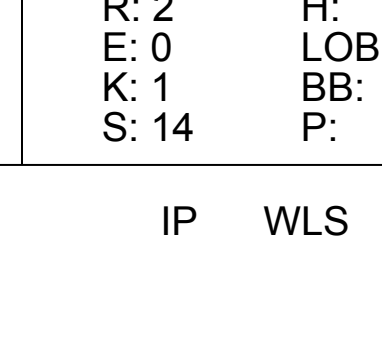
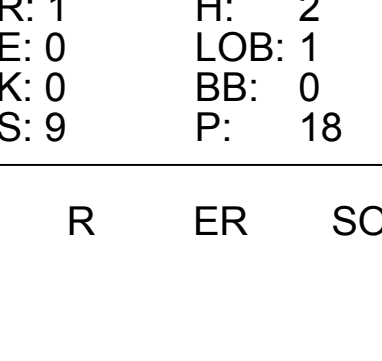



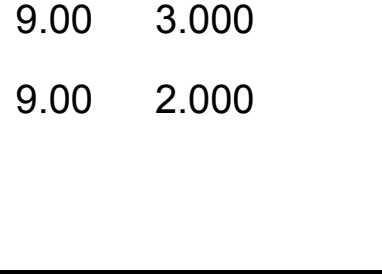


| Batter | 1 | 2 | 3 | 4 | 5 | 6 | 7 | 8 | 9 | AB | R | H | RBI | BB | SO | LOB | BOTTOM | | | | | |
|--|---|----------------------------------|-------------------------------|----------------------------------|------------------------------|---------------------------------|-------------------------------|----------------------------------|-------------------------------|----------------------------------|-------------------------------|----------------------------------|-------------------------------|----------------------------------|------------------------------|----------------------------------|------------------------------|---------------------------------|-----------------------------------|------------------------------------|----------------------------------|--------|
| 11 Jorge Polanco, S (1,4) OBP: 0.330, SLG: 0.488 | | | | | | | | | | 5 | 0 | 0 | 0 | 0 | 2 | 1 | | | | | | |
| 50 Brent Rooker, R (1,7) OBP: 0.243, SLG: 0.383 | | | | | | | | | | 5 | 2 | 4 | 2 | 0 | 0 | 0 | | | | | | |
| 20 Josh Donaldson, R (1,5) OBP: 0.352, SLG: 0.460 | | | | | | | | | | 4 | 0 | 1 | 0 | 0 | 2 | 3 | | | | | | |
| 8 Mitch Garver, R (1,10) OBP: 0.335, SLG: 0.527 | | | | | | | | | | 3 | 1 | 2 | 0 | 1 | 0 | 0 | | | | | | |
| 38 Rob Refsnyder, R (1,8) OBP: 0.390, SLG: 0.465 | | | | | | | | | | 3 | 0 | 1 | 0 | 1 | 0 | 4 | | | | | | |
| 22 Miguel Sanó, R (1,3) OBP: 0.303, SLG: 0.444 | | | | | | | | | | 4 | 0 | 2 | 2 | 0 | 0 | 1 | | | | | | |
| 24 Trevor Larnach, L (1,9) OBP: 0.323, SLG: 0.354 | | | | | | | | | | 4 | 0 | 0 | 0 | 0 | 3 | 5 | | | | | | |
| 27 Ryan Jeffers, R (1,2) OBP: 0.290, SLG: 0.419 | | | | | | | | | | 4 | 1 | 1 | 0 | 0 | 1 | 2 | | | | | | |
| 9 Andrelton Simmons, R (1,6) OBP: 0.281, SLG: 0.272 | | | | | | | | | | 4 | 0 | 0 | 0 | 0 | 0 | 1 | | | | | | |
| Inning Stats | R: 0 E: 0 K: 1 S: 6 | H: 1 LOB: 0 BB: 0 P: 11 | R: 0 E: 0 K: 0 S: 12 | H: 0 LOB: 1 BB: 1 P: 21 | R: 0 E: 0 K: 1 S: 7 | H: 0 LOB: 0 BB: 0 P: 8 | R: 1 E: 0 K: 2 S: 14 | H: 2 LOB: 2 BB: 1 P: 23 | R: 1 E: 0 K: 1 S: 12 | H: 2 LOB: 1 BB: 0 P: 20 | R: 1 E: 1 K: 1 S: 12 | H: 3 LOB: 1 BB: 0 P: 20 | R: 1 E: 0 K: 0 S: 17 | H: 3 LOB: 2 BB: 0 P: 24 | R: 0 E: 0 K: 2 S: 9 | H: 0 LOB: 0 BB: 0 P: 11 | R: 0 E: 0 K: 0 S: 7 | H: 0 LOB: 0 BB: 0 P: 8 | 1B: 10 2B: 0 3B: 0 HR: 1 | SF: 0 SAC: 0 DP: 2 HBP: 0 | WP: 0 PB: 0 SB: 0 CS: 0 | PA: 38 |
| PITCHER | IP WLS BF H R ER SO BB IBB HBP BLK WP HR S P ERA WHIP | | | | | | | | | | | | | | | | | | | | | |
| 62 Shane Bieber, L (1,1) ERA: 3.75 | 5.1 W 25 8 3 2 6 2 0 0 0 0 0 0 1 33 3.38 1.875 | | | | | | | | | | | | | | | | | | | | | |
| 37 Matt Wisler, R (6,1) ERA: 3.69 | 0.2 H 1 0 0 0 0 0 0 0 0 0 0 0 1 2 0.00 0.000 | | | | | | | | | | | | | | | | | | | | | |
| 60 Evan Phillips, R (7,1) ERA: 3.0 | 3.0 S 12 3 1 1 2 0 0 0 0 0 0 1 33 43 3.00 1.000 | | | | | | | | | | | | | | | | | | | | | |

Tampa Bay Rays @ Minnesota Twins
Target Field, Minneapolis, MN
Fri Aug 13 2021, 7:13 PM - 10:25 PM CDT
Att: 23,125 - Clear - 77 F

| | |
|-----|----|
| AB | 36 |
| R | 4 |
| H | 11 |
| RBI | 4 |
| BB | 2 |
| SO | 8 |
| LOB | 17 |



| Batter | 1 | 2 | 3 | 4 | 5 | 6 | 7 | 8 | 9 | AB | R | H | RBI | BB | SO | LOB | TOP | | | | | | | | | | |
|---|---|--|--|---|---|---|--------------------------------------|---|---|----------------------------------|--------------------------------------|----------------------------------|--------------------------------------|---------------------------------|--------------------------------------|----------------------------------|--|-------------------------|---------------------------|-------------------------|--------|--|--|--|--|--|--|
| 8 Brandon Lowe, L (1,4) OBP: 0.335, SLG: 0.479 |  | |  | | |  | | |  | 4 | 0 | 0 | 0 | 0 | 3 | 1 | <p>Tampa Bay Rays @ Minnesota Twins Target Field, Minneapolis, MN Sat Aug 14 2021, 6:48 PM - 9:38 PM CDT Att: 21,034 - Clear - 84 F</p> | | | | | | | | | | |
| 17 Austin Meadows, L (1,7) OBP: 0.324, SLG: 0.460 |  | | |  | |  | | |  | 3 | 0 | 0 | 0 | 1 | 0 | 0 | | | | | | | | | | | |
| 23 Nelson Cruz, R (1,10) OBP: 0.349, SLG: 0.519 |  | | |  | |  | | |  | 4 | 0 | 0 | 0 | 0 | 0 | 1 | | | | | | | | | | | |
| 26 Ji Man Choi, L (1,3) OBP: 0.353, SLG: 0.416 | |  | |  | | | |  | | 3 | 0 | 0 | 0 | 0 | 2 | 0 | | | | | | | | | | | |
| 5 Wander Franco, S (1,6) OBP: 0.301, SLG: 0.400 |  | | | |  | | |  | | 2 | 0 | 0 | 0 | 0 | 0 | 0 | | | | | | | | | | | |
| 56 Randy Arozarena, R (1,9) OBP: 0.348, SLG: 0.462 |  | | |  | | | |  | | 3 | 0 | 1 | 0 | 0 | 0 | 1 | | | | | | | | | | | |
| 18 Joey Wendle, L (1,5) OBP: 0.327, SLG: 0.433 |  | | |  | | | |  | | 3 | 0 | 1 | 0 | 0 | 0 | 1 | | | | | | | | | | | |
| 39 Kevin Kiermaier, L (1,8) OBP: 0.306, SLG: 0.345 | |  | |  | | | |  | | 3 | 0 | 0 | 0 | 0 | 1 | 1 | | | | | | | | | | | |
| 28 Francisco Mejia, S (1,2) OBP: 0.325, SLG: 0.431 |  | | | |  | | |  | | 3 | 0 | 1 | 0 | 0 | 0 | 0 |  | | | | | | | | | | |
| Inning Stats | R: 0 H: 0 E: 0 K: 1 S: 5 | H: 0 LOB: 0 BB: 0 P: 9 | R: 0 H: 1 E: 0 K: 0 S: 9 | H: 1 LOB: 1 BB: 0 P: 14 | R: 0 H: 0 E: 0 K: 1 S: 9 | H: 0 LOB: 0 BB: 0 P: 12 | R: 0 H: 0 E: 0 K: 1 S: 6 | H: 0 LOB: 0 BB: 0 P: 9 | R: 0 H: 1 E: 0 K: 0 S: 10 | H: 1 LOB: 1 BB: 0 P: 17 | R: 0 H: 1 E: 0 K: 1 S: 8 | H: 0 LOB: 0 BB: 0 P: 15 | R: 0 H: 0 E: 0 K: 1 S: 6 | H: 0 LOB: 0 BB: 0 P: 9 | R: 0 H: 0 E: 0 K: 1 S: 7 | H: 0 LOB: 0 BB: 0 P: 10 | | 1B: 3 2B: 0 HR: 0 | SF: 0 SAC: 0 HBP: 1 | WP: 0 PB: 0 CS: 0 | PA: 30 | | | | | | |
| PITCHER | IP | WLS | BF | H | R | ER | SO | BB | IBB | HBP | BLK | WP | HR | S | P | ERA | WHIP | | | | | | | | | | |
| 18 Kenta Maeda, R (1,1) ERA: 4.41 | 6.0 | W | 21 | 3 | 0 | 0 | 4 | 1 | 0 | 1 | 0 | 0 | 0 | 47 | 76 | 0.00 | 0.667 | | | | | | | | | | |
| 32 Ralph Garza Jr., R (7,1) ERA: 3.46 | 2.0 | | 6 | 0 | 0 | 0 | 1 | 0 | 0 | 0 | 0 | 0 | 0 | 10 | 16 | 0.00 | 0.000 | | | | | | | | | | |
| 53 Danny Coulombe, L (9,1) ERA: 2.75 | 1.0 | | 3 | 0 | 0 | 0 | 1 | 0 | 0 | 0 | 0 | 0 | 0 | 7 | 10 | 0.00 | 0.000 | | | | | | | | | | |

| Batter | 1 | 2 | 3 | 4 | 5 | 6 | 7 | 8 | 9 | AB | R | H | RBI | BB | SO | LOB | BOTTOM | | | | | | | | | | |
|--|---|---|---|---|--|---|---|---|---------------------------------------|----------------------------------|---------------------------------------|----------------------------------|---------------------------------------|----------------------------------|--------------------------------------|----------------------------------|--|------------------------------------|----------------------------------|--------|--|--|--|--|--|--|--|
| 26 Max Kepler, L (1,9) OBP: 0.293, SLG: 0.421 |  |  |  | | |  |  | | | 3 | 3 | 1 | 1 | 2 | 0 | 3 | <p>Tampa Bay Rays @ Minnesota Twins Target Field, Minneapolis, MN Sat Aug 14 2021, 6:48 PM - 9:38 PM CDT Att: 21,034 - Clear - 84 F</p> | | | | | | | | | | |
| 50 Brent Rooker, R (1,7) OBP: 0.252, SLG: 0.423 |  |  |  | | |  |  | | | 4 | 2 | 2 | 2 | 0 | 0 | 3 | | | | | | | | | | | |
| 60 Jake Cave, L (7,7) OBP: 0.258, SLG: 0.275 |  | |  | | |  |  | | | 1 | 0 | 1 | 2 | 0 | 0 | 0 | | | | | | | | | | | |
| 11 Jorge Polanco, S (1,4) OBP: 0.329, SLG: 0.483 |  |  | |  | |  |  | | | 4 | 0 | 0 | 0 | 0 | 1 | 2 | | | | | | | | | | | |
| 20 Josh Donaldson, R (1,10) OBP: 0.353, SLG: 0.457 |  | |  |  | |  |  | | | 4 | 2 | 1 | 0 | 1 | 1 | 2 | | | | | | | | | | | |
| 2 Luis Arraez, L (1,5) OBP: 0.382, SLG: 0.415 |  | |  |  | |  | |  | | 4 | 2 | 2 | 3 | 1 | 0 | 0 | | | | | | | | | | | |
| 8 Mitch Garver, R (1,2) OBP: 0.338, SLG: 0.533 |  | |  | |  |  | |  | | 4 | 1 | 2 | 1 | 0 | 2 | 1 | | | | | | | | | | | |
| 27 Ryan Jeffers, R (8,2) OBP: 0.294, SLG: 0.440 |  | |  |  | |  | |  | | 1 | 1 | 1 | 1 | 0 | 0 | 0 | | | | | | | | | | | |
| 22 Miguel Sanó, R (1,3) OBP: 0.309, SLG: 0.448 |  | |  | |  | |  |  | | 4 | 1 | 2 | 1 | 0 | 1 | 2 | | | | | | | | | | | |
| 64 Williams Astudillo, R (8,3) OBP: 0.287, SLG: 0.424 | |  | |  | |  |  |  | | 1 | 0 | 0 | 0 | 0 | 0 | 0 | | | | | | | | | | | |
| 38 Rob Refsnyder, R (1,8) OBP: 0.391, SLG: 0.461 |  | |  |  | |  |  |  | | 5 | 0 | 2 | 0 | 0 | 2 | 3 | | | | | | | | | | | |
| 9 Andrelton Simmons, R (1,6) OBP: 0.283, SLG: 0.277 | | | | | | | | | | 5 | 0 | 2 | 1 | 0 | 0 | 3 | | | | | | | | | | | |
| Inning Stats | R: 4 H: 4 E: 0 K: 2 S: 18 | H: 4 LOB: 1 BB: 1 P: 30 | R: 0 H: 1 E: 0 K: 0 S: 9 | H: 1 LOB: 1 BB: 0 P: 14 | R: 3 H: 5 E: 0 K: 1 S: 14 | H: 5 LOB: 2 BB: 0 P: 17 | R: 0 H: 0 E: 0 K: 0 S: 9 | H: 0 LOB: 0 BB: 0 P: 13 | R: 0 H: 1 E: 0 K: 2 S: 13 | H: 1 LOB: 1 BB: 0 P: 18 | R: 2 H: 1 E: 0 K: 1 S: 14 | H: 1 LOB: 2 BB: 1 P: 26 | R: 2 H: 2 E: 0 K: 1 S: 14 | H: 2 LOB: 1 BB: 1 P: 28 | R: 1 H: 2 E: 0 K: 0 S: 9 | H: 2 LOB: 1 BB: 0 P: 18 | 1B: 8 2B: 4 3B: 0 HR: 4 | SF: 0 SAC: 0 DP: 0 HBP: 1 | WP: 1 PB: 1 SB: 0 CS: 0 | PA: 45 | | | | | | | |
| PITCHER | IP | WLS | BF | H | R | ER | SO | BB | IBB | HBP | BLK | WP | HR | S | P | ERA | WHIP | | | | | | | | | | |
| 52 Michael Wacha, R (1,1) ERA: 5.91 | 5.0 | L | 27 | 11 | 7 | 7 | 5 | 1 | 0 | 0 | 0 | 0 | 1 | 14 | 26 | 18.00 | 3.000 | | | | | | | | | | |
| 58 Louis Head, R (6,1) ERA: 1.99 | 1.0 | | 6 | 1 | 2 | 2 | 1 | 2 | 0 | 0 | 0 | 0 | 0 | 14 | 26 | 9.00 | 3.000 | | | | | | | | | | |
| 71 Ryan Sherriff, L (7,1) ERA: 5.11 | 1.0 | | 7 | 2 | 2 | 1 | 1 | 1 | 0 | 1 | 0 | 0 | 0 | 14 | 28 | 9.00 | 3.000 | | | | | | | | | | |
| 25 Jordan Luplow, R (8,1) ERA: 9.0 | 1.0 | | 5 | 2 | 1 | 1 | 0 | 0 | 0 | 0 | 0 | 0 | 1 | 9 | 18 | 9.00 | 2.000 | | | | | | | | | | |

AB 28
R 0
H 3
RBI 0
BB 1
SO 6
LOB 5

AB 40
R 12
H 16
RBI 12
BB 4
SO 7
LOB 19




| Batter | 1 | 2 | 3 | 4 | 5 | 6 | 7 | 8 | 9 | AB | R | H | RBI | BB | SO | LOB | TOP | | | | | | |
|---|---|---|---|---|---|---|---|---|---|---|---|---|---|---|---|---|--|---|---|---|---|---|---|
| 56 Randy Arozarena, R (1.9) OBP: 0.350, SLG: 0.461 | | | | | | | | | | 5 | 0 | 2 | 1 | 0 | 3 | 2 | <p>Tampa Bay Rays @ Minnesota Twins Target Field, Minneapolis, MN Sun Aug 15 2021, 1:13 PM - 4:32 PM CDT Att: 22,467 - Sunny - 83 F</p> | | | | | | |
| 23 Nelson Cruz, R (1.10) OBP: 0.345, SLG: 0.512 | | | | | | | | | | 5 | 0 | 0 | 0 | 0 | 2 | 6 | | | | | | | |
| 17 Austin Meadows, L (1.7) OBP: 0.323, SLG: 0.457 | | | | | | | | | | 3 | 1 | 0 | 0 | 1 | 0 | 3 | | | | | | | |
| 5 Wander Franco, S (1.6) OBP: 0.306, SLG: 0.427 | | | | | | | | | | 4 | 1 | 2 | 2 | 0 | 0 | 0 | | | | | | | |
| 13 Manuel Margot, R (1.8) OBP: 0.304, SLG: 0.389 | | | | | | | | | | 3 | 0 | 0 | 0 | 0 | 1 | 0 | | | | | | | |
| 25 Jordan Luplow, R (1.3) OBP: 0.329, SLG: 0.407 | | | | | | | | | | 3 | 1 | 0 | 0 | 1 | 0 | 1 | | | | | | | |
| 10 Mike Zunino, R (1.2) OBP: 0.302, SLG: 0.560 | | | | | | | | | | 4 | 1 | 2 | 1 | 0 | 0 | 2 | | | | | | | |
| 43 Mike Brosseau, R (1.4) OBP: 0.267, SLG: 0.329 | | | | | | | | | | 3 | 0 | 1 | 0 | 0 | 0 | 1 | | | | | | | |
| 8 Brandon Lowe, L (9. PH) OBP: 0.343, SLG: 0.478 | | | | | | | | | | 1 | 0 | 0 | 0 | 0 | 0 | 0 | | | | | | | |
| 18 Joey Wendle, L (1.5) OBP: 0.326, SLG: 0.429 | | | | | | | | | | 3 | 0 | 0 | 0 | 1 | 0 | 2 | | | | | | | |
| Inning Stats | R: 0 E: 0 K: 1 S: 10 | H: 0 LOB: 0 BB: 0 P: 14 | R: 0 E: 0 K: 0 S: 8 | H: 0 LOB: 0 BB: 0 P: 13 | R: 0 E: 0 K: 2 S: 12 | H: 2 LOB: 2 BB: 0 P: 20 | R: 0 E: 0 K: 0 S: 6 | H: 0 LOB: 0 BB: 0 P: 11 | R: 1 E: 0 K: 0 S: 8 | H: 1 LOB: 0 BB: 0 P: 15 | R: 2 E: 0 K: 2 S: 13 | H: 1 LOB: 0 BB: 2 P: 21 | R: 1 E: 1 K: 1 S: 15 | H: 1 LOB: 3 BB: 2 P: 32 | R: 0 E: 0 K: 0 S: 9 | H: 1 LOB: 1 BB: 0 P: 10 | R: 0 E: 0 K: 0 S: 9 | H: 1 LOB: 1 BB: 0 P: 13 | 1B: 3 2B: 2 3B: 0 HR: 2 | SF: 0 SAC: 1 DP: 0 HBP: 0 | WP: 0 PB: 0 SB: 0 CS: 0 | PA: 38 | |
| PITCHER | IP WLS BF H R ER SO BB IBB HBP BLK WP HR S P ERA WHIP | IP WLS BF H R ER SO BB IBB HBP BLK WP HR S P ERA WHIP | IP WLS BF H R ER SO BB IBB HBP BLK WP HR S P ERA WHIP | IP WLS BF H R ER SO BB IBB HBP BLK WP HR S P ERA WHIP | IP WLS BF H R ER SO BB IBB HBP BLK WP HR S P ERA WHIP | IP WLS BF H R ER SO BB IBB HBP BLK WP HR S P ERA WHIP | IP WLS BF H R ER SO BB IBB HBP BLK WP HR S P ERA WHIP | IP WLS BF H R ER SO BB IBB HBP BLK WP HR S P ERA WHIP | IP WLS BF H R ER SO BB IBB HBP BLK WP HR S P ERA WHIP | IP WLS BF H R ER SO BB IBB HBP BLK WP HR S P ERA WHIP | IP WLS BF H R ER SO BB IBB HBP BLK WP HR S P ERA WHIP | IP WLS BF H R ER SO BB IBB HBP BLK WP HR S P ERA WHIP | IP WLS BF H R ER SO BB IBB HBP BLK WP HR S P ERA WHIP | IP WLS BF H R ER SO BB IBB HBP BLK WP HR S P ERA WHIP | IP WLS BF H R ER SO BB IBB HBP BLK WP HR S P ERA WHIP | IP WLS BF H R ER SO BB IBB HBP BLK WP HR S P ERA WHIP | IP WLS BF H R ER SO BB IBB HBP BLK WP HR S P ERA WHIP | IP WLS BF H R ER SO BB IBB HBP BLK WP HR S P ERA WHIP | IP WLS BF H R ER SO BB IBB HBP BLK WP HR S P ERA WHIP | IP WLS BF H R ER SO BB IBB HBP BLK WP HR S P ERA WHIP | IP WLS BF H R ER SO BB IBB HBP BLK WP HR S P ERA WHIP | IP WLS BF H R ER SO BB IBB HBP BLK WP HR S P ERA WHIP | IP WLS BF H R ER SO BB IBB HBP BLK WP HR S P ERA WHIP |

| Batter | 1 | 2 | 3 | 4 | 5 | 6 | 7 | 8 | 9 | AB | R | H | RBI | BB | SO | LOB | BOTTOM | | | | | | |
|--|---|---|---|---|---|---|---|---|---|---|---|---|---|---|---|---|--|---|---|---|---|---|---|
| 26 Max Kepler, L (1.9) OBP: 0.300, SLG: 0.430 | | | | | | | | | | 3 | 3 | 2 | 0 | 2 | 1 | 1 | <p>Tampa Bay Rays @ Minnesota Twins Target Field, Minneapolis, MN Sun Aug 15 2021, 1:13 PM - 4:32 PM CDT Att: 22,467 - Sunny - 83 F</p> | | | | | | |
| 11 Jorge Polanco, S (1.6) OBP: 0.332, SLG: 0.482 | | | | | | | | | 1 | 2 | 0 | 1 | 3 | 0 | 1 | | | | | | | | |
| 20 Josh Donaldson, R (1.10) OBP: 0.355, SLG: 0.461 | | | | | | | | | | 4 | 0 | 2 | 3 | 0 | 2 | | | | | | | | |
| 2 Luis Arraez, L (1.4) OBP: 0.380, SLG: 0.411 | | | | | | | | | | 3 | 0 | 0 | 0 | 1 | 0 | 1 | | | | | | | |
| 8 Mitch Garver, R (1.2) OBP: 0.337, SLG: 0.523 | | | | | | | | | | 3 | 0 | 0 | 0 | 1 | 3 | 3 | | | | | | | |
| 24 Trevor Larnach, L (1.7) OBP: 0.322, SLG: 0.350 | | | | | | | | | | 3 | 0 | 0 | 1 | 1 | 1 | 3 | | | | | | | |
| 38 Rob Refsnyder, R (8. PR) OBP: 0.391, SLG: 0.461 | | | | | | | | | | 0 | 0 | 0 | 0 | 0 | 0 | 0 | | | | | | | |
| 22 Miguel Sanó, R (1.3) OBP: 0.304, SLG: 0.444 | | | | | | | | | | 3 | 0 | 0 | 0 | 1 | 2 | 4 | | | | | | | |
| 60 Jake Cave, L (1.8) OBP: 0.250, SLG: 0.265 | | | | | | | | | | 4 | 0 | 0 | 0 | 0 | 2 | 2 | | | | | | | |
| 64 Williams Astudillo, R (1.5) OBP: 0.287, SLG: 0.419 | | | | | | | | | | 2 | 0 | 0 | 0 | 0 | 0 | 0 | | | | | | | |
| 9 Andrelton Simmons, R (6. PR) OBP: 0.252, SLG: 0.279 | | | | | | | | | | 1 | 0 | 0 | 0 | 0 | 0 | 1 | | | | | | | |
| Inning Stats | R: 2 E: 0 K: 1 S: 15 | H: 1 LOB: 2 BB: 3 P: 33 | R: 0 E: 0 K: 0 S: 12 | H: 1 LOB: 1 BB: 1 P: 19 | R: 0 E: 0 K: 1 S: 9 | H: 0 LOB: 1 BB: 1 P: 17 | R: 2 E: 0 K: 0 S: 10 | H: 1 LOB: 1 BB: 2 P: 22 | R: 0 E: 0 K: 3 S: 12 | H: 0 LOB: 0 BB: 1 P: 22 | R: 0 E: 0 K: 1 S: 7 | H: 0 LOB: 1 BB: 0 P: 8 | R: 0 E: 0 K: 1 S: 12 | H: 0 LOB: 0 BB: 0 P: 17 | R: 0 E: 0 K: 2 S: 13 | H: 0 LOB: 1 BB: 1 P: 23 | R: 0 E: 0 K: 0 S: 9 | H: 0 LOB: 0 BB: 0 P: 5 | 1B: 1 2B: 3 3B: 0 HR: 0 | SF: 1 SAC: 0 DP: 1 HBP: 1 | WP: 1 PB: 0 SB: 0 CS: 0 | PA: 38 | |
| PITCHER | IP WLS BF H R ER SO BB IBB HBP BLK WP HR S P ERA WHIP | IP WLS BF H R ER SO BB IBB HBP BLK WP HR S P ERA WHIP | IP WLS BF H R ER SO BB IBB HBP BLK WP HR S P ERA WHIP | IP WLS BF H R ER SO BB IBB HBP BLK WP HR S P ERA WHIP | IP WLS BF H R ER SO BB IBB HBP BLK WP HR S P ERA WHIP | IP WLS BF H R ER SO BB IBB HBP BLK WP HR S P ERA WHIP | IP WLS BF H R ER SO BB IBB HBP BLK WP HR S P ERA WHIP | IP WLS BF H R ER SO BB IBB HBP BLK WP HR S P ERA WHIP | IP WLS BF H R ER SO BB IBB HBP BLK WP HR S P ERA WHIP | IP WLS BF H R ER SO BB IBB HBP BLK WP HR S P ERA WHIP | IP WLS BF H R ER SO BB IBB HBP BLK WP HR S P ERA WHIP | IP WLS BF H R ER SO BB IBB HBP BLK WP HR S P ERA WHIP | IP WLS BF H R ER SO BB IBB HBP BLK WP HR S P ERA WHIP | IP WLS BF H R ER SO BB IBB HBP BLK WP HR S P ERA WHIP | IP WLS BF H R ER SO BB IBB HBP BLK WP HR S P ERA WHIP | IP WLS BF H R ER SO BB IBB HBP BLK WP HR S P ERA WHIP | IP WLS BF H R ER SO BB IBB HBP BLK WP HR S P ERA WHIP | IP WLS BF H R ER SO BB IBB HBP BLK WP HR S P ERA WHIP | IP WLS BF H R ER SO BB IBB HBP BLK WP HR S P ERA WHIP | IP WLS BF H R ER SO BB IBB HBP BLK WP HR S P ERA WHIP | IP WLS BF H R ER SO BB IBB HBP BLK WP HR S P ERA WHIP | IP WLS BF H R ER SO BB IBB HBP BLK WP HR S P ERA WHIP | IP WLS BF H R ER SO BB IBB HBP BLK WP HR S P ERA WHIP |

livebaseballscores.com

livebaseballscores.com

| Batter | 1 | 2 | 3 | 4 | 5 | 6 | 7 | 8 | 9 | AB | R | H | RBI | BB | SO | LOB | TOP | | | | | | | | | | |
|--|------------------------------|----------------------------------|------------------------------|----------------------------------|-------------------------------|----------------------------------|-------------------------------|----------------------------------|-------------------------------|----------------------------------|------------------------------|----------------------------------|-------------------------------|----------------------------------|------------------------------|----------------------------------|--|-------------------------------|----------------------------------|----------------------------------|------------------------------------|----------------------------------|--------|--|--|--|--|
| 31 Cedric Mullins, L (1, 8) OBP: 0.379, SLG: 0.534 | F7 | | K2-3 | | | L8 | | K | | 4 | 0 | 0 | 0 | 0 | 2 | 2 | Baltimore Orioles @ Tampa Bay Rays Tropicana Field, St. Petersburg, FL Tue Aug 17 2021, 7:12 PM - 10:05 PM EDT Att. 4,795 - Dome - 72 F | | | | | | | | | | |
| 29 Ramón Urias, R (1, 4) OBP: 0.341, SLG: 0.383 | G3-1 | | | G4-3 | | K | | G6-3 | | 4 | 0 | 0 | 0 | 0 | 1 | | | | | | | | | | | | |
| 25 Anthony Santander, S (1, 9) OBP: 0.289, SLG: 0.413 | L8 | | | K | | P5 | | | K | 4 | 0 | 0 | 0 | 0 | 2 | 1 | | | | | | | | | | | |
| 6 Ryan Mountcastle, R (1, 3) OBP: 0.310, SLG: 0.478 | | G5-3 | | | BB | | F9 | | | 3 | 0 | 1 | 0 | 1 | 0 | 0 | | | | | | | | | | | |
| 21 Austin Hays, R (1, 7) OBP: 0.291, SLG: 0.419 | | G5-3 | | L9 | | | | | K | 4 | 0 | 1 | 0 | 0 | 1 | 2 | | | | | | | | | | | |
| 24 DJ Stewart, L (1, 10) OBP: 0.316, SLG: 0.366 | | | K | | | F8 | | | L8 | 3 | 0 | 0 | 0 | 1 | 1 | 1 | | | | | | | | | | | |
| 28 Pedro Severino, R (1, 2) OBP: 0.304, SLG: 0.373 | | | | F9 | | P3 | | | | 3 | 0 | 0 | 0 | 0 | 1 | 2 | | | | | | | | | | | |
| 3 Maikel Franco, R (1, 5) OBP: 0.256, SLG: 0.359 | | | G4-3 | | G5-3 | | | K | | 3 | 0 | 0 | 0 | 0 | 1 | 2 | | | | | | | | | | | |
| 26 Jorge Mateo, R (1, 6) OBP: 0.281, SLG: 0.380 | | | | | | | | K | | 3 | 0 | 2 | 0 | 0 | 1 | 0 |  | | | | | | | | | | |
| Inning Stats | R: 0 E: 0 K: 0 S: 9 | H: 0 LOB: 0 BB: 0 P: 12 | R: 0 E: 0 K: 1 S: 9 | H: 0 LOB: 0 BB: 0 P: 12 | R: 0 E: 0 K: 1 S: 10 | H: 1 LOB: 1 BB: 0 P: 14 | R: 0 E: 0 K: 1 S: 10 | H: 0 LOB: 1 BB: 1 P: 18 | R: 0 E: 0 K: 1 S: 15 | H: 1 LOB: 0 BB: 0 P: 24 | R: 0 E: 0 K: 1 S: 9 | H: 1 LOB: 2 BB: 0 P: 13 | R: 0 E: 0 K: 2 S: 15 | H: 0 LOB: 0 BB: 1 P: 22 | R: 0 E: 0 K: 2 S: 9 | H: 1 LOB: 1 BB: 0 P: 13 | | R: 0 E: 0 K: 2 S: 12 | H: 1 LOB: 0 BB: 0 P: 14 | 1B: 3 2B: 1 3B: 0 HR: 0 | SF: 0 SAC: 0 DP: 0 HBP: 0 | WP: 1 PB: 0 SB: 0 CS: 0 | PA: 33 | | | | |
| PITCHER | IP | WLS | BF | H | R | ER | SO | BB | IBB | HBP | BLK | WP | HR | S | P | ERA | WHIP | | | | | | | | | | |
| 57 Drew Rasmussen, R (1, 1) ERA: 3.64 | 4.0 | | 14 | 1 | 0 | 0 | 3 | 1 | 0 | 0 | 0 | 0 | 0 | 38 | 56 | 0.00 | 0.500 | | | | | | | | | | |
| 55 Adam Conley, L (5, 1) ERA: | 1.0 | | 3 | 0 | 0 | 0 | 0 | 0 | 0 | 0 | 0 | 0 | 0 | 15 | 24 | 0.00 | 0.000 | | | | | | | | | | |
| 86 Chris Ellis, R (6, 1) ERA: | 4.0 | W | 16 | 3 | 0 | 0 | 7 | 1 | 0 | 0 | 0 | 1 | 0 | 45 | 62 | 0.00 | 1.000 | | | | | | | | | | |

| Batter | 1 | 2 | 3 | 4 | 5 | 6 | 7 | 8 | 9 | AB | R | H | RBI | BB | SO | LOB | BOTTOM | | | | | | | | | | |
|---|-------------------------------|----------------------------------|-------------------------------|----------------------------------|-------------------------------|----------------------------------|------------------------------|----------------------------------|-------------------------------|----------------------------------|-------------------------------|----------------------------------|------------------------------|----------------------------------|-------------------------------|----------------------------------|--|------------------------------------|----------------------------------|--------|--|--|--|--|--|--|--|
| 56 Randy Arozarena, R (1, 7) OBP: 0.355, SLG: 0.468 | | | | | | 23 HR | | K | | 5 | 2 | 4 | 0 | 0 | 1 | 1 | Baltimore Orioles @ Tampa Bay Rays Tropicana Field, St. Petersburg, FL Tue Aug 17 2021, 7:12 PM - 10:05 PM EDT Att. 4,795 - Dome - 72 F | | | | | | | | | | |
| 23 Nelson Cruz, R (1, 10) OBP: 0.347, SLG: 0.528 | | | | | | | | P2 | | 4 | 2 | 2 | 5 | 0 | 2 | 2 | | | | | | | | | | | |
| 28 Francisco Mejia, S (8, PH) OBP: 0.322, SLG: 0.425 | | | | | | | | | | 1 | 0 | 0 | 0 | 0 | 0 | 1 | | | | | | | | | | | |
| 5 Wander Franco, S (1, 6) OBP: 0.304, SLG: 0.423 | | P4 | | | E6 | | | L9 | | 4 | 1 | 1 | 0 | 0 | 0 | 1 | | | | | | | | | | | |
| 2 Yandy Diaz, R (1, 5) OBP: 0.360, SLG: 0.374 | | | | F8 | | FC5-4 | | G5-3 | | 4 | 0 | 0 | 0 | 0 | 1 | 3 | | | | | | | | | | | |
| 13 Manuel Margot, R (1, 9) OBP: 0.302, SLG: 0.387 | | | K | | | FC4-6 | | G5-3 | | 4 | 2 | 1 | 1 | 0 | 1 | 1 | | | | | | | | | | | |
| 8 Brandon Lowe, L (1, 4) OBP: 0.338, SLG: 0.496 | | G3 | | | G1-3 | | | F8 | | 4 | 1 | 1 | 1 | 0 | 0 | 1 | | | | | | | | | | | |
| 10 Mike Zunino, R (1, 2) OBP: 0.301, SLG: 0.567 | | | K | | | | | G4-3 | | 4 | 1 | 1 | 2 | 0 | 1 | 0 | | | | | | | | | | | |
| 25 Jordan Luplow, R (1, 3) OBP: 0.317, SLG: 0.390 | | | K | | L6 | | | G4-3 | | 4 | 0 | 0 | 0 | 0 | 2 | 1 | | | | | | | | | | | |
| 39 Kevin Kiermaier, L (1, 8) OBP: 0.305, SLG: 0.355 | | | K | | | | | | | 3 | 1 | 1 | 0 | 0 | 2 | 0 | | | | | | | | | | | |
| 35 Brett Phillips, L (8, 8) OBP: 0.310, SLG: 0.424 | | | K | | | | | | | 0 | 0 | 0 | 0 | 1 | 0 | 0 | | | | | | | | | | | |
| Inning Stats | R: 0 E: 0 K: 2 S: 17 | H: 1 LOB: 1 BB: 0 P: 23 | R: 0 E: 0 K: 2 S: 13 | H: 0 LOB: 0 BB: 0 P: 18 | R: 0 E: 0 K: 3 S: 18 | H: 1 LOB: 1 BB: 0 P: 25 | R: 3 E: 1 K: 0 S: 8 | H: 2 LOB: 0 BB: 0 P: 14 | R: 5 E: 1 K: 1 S: 21 | H: 5 LOB: 1 BB: 0 P: 30 | R: 2 E: 0 K: 1 S: 14 | H: 2 LOB: 0 BB: 0 P: 22 | R: 0 E: 0 K: 0 S: 9 | H: 0 LOB: 0 BB: 0 P: 11 | R: 0 E: 0 K: 1 S: 14 | H: 0 LOB: 1 BB: 1 P: 20 | 1B: 5 2B: 3 3B: 0 HR: 3 | SF: 0 SAC: 0 DP: 0 HBP: 0 | WP: 1 PB: 0 SB: 0 CS: 0 | PA: 38 | | | | | | | |
| PITCHER | IP | WLS | BF | H | R | ER | SO | BB | IBB | HBP | BLK | WP | HR | S | P | ERA | WHIP | | | | | | | | | | |
| 47 John Means, L (1, 1) ERA: 3.44 | 4.0 | L | 21 | 8 | 7 | 4 | 7 | 0 | 0 | 0 | 0 | 0 | 0 | 13 | 18 | 0.00 | 1.000 | | | | | | | | | | |
| 78 Marcos DiPlán, R (5, 1) ERA: | 1.0 | | 5 | 1 | 1 | 0 | 1 | 0 | 0 | 0 | 0 | 1 | 0 | 13 | 18 | 0.00 | 1.000 | | | | | | | | | | |
| 66 Tanner Scott, L (6, 1) ERA: 4.15 | 0.2 | | 4 | 2 | 2 | 2 | 1 | 0 | 0 | 0 | 0 | 0 | 1 | 12 | 20 | 27.00 | 3.000 | | | | | | | | | | |
| 79 Konner Wade, R (6, 1) ERA: 10.13 | 1.2 | | 6 | 0 | 0 | 0 | 0 | 1 | 0 | 0 | 0 | 0 | 0 | 17 | 23 | 0.00 | 0.600 | | | | | | | | | | |
| 68 Tyler Wells, R (8, 1) ERA: 3.77 | 0.2 | | 2 | 0 | 0 | 0 | 1 | 0 | 0 | 0 | 0 | 0 | 0 | 8 | 10 | 0.00 | 0.000 | | | | | | | | | | |



| Batter | 1 | 2 | 3 | 4 | 5 | 6 | 7 | 8 | 9 | AB | R | H | RBI | BB | SO | LOB | TOP | | | | |
|---|---|---|---|---|---|---|---|---|---|---|---|---|---|---|---|---|---|---|---|---|---|
| 31 Cedric Mullins, L OBP: 0.378, SLG: 0.538 | | | | | | | | | | 4 | 1 | 1 | 1 | 0 | 0 | 3 | | | | | |
| 29 Ramón Urias, R OBP: 0.335, SLG: 0.374 | | | | | | | | | | 4 | 0 | 0 | 0 | 0 | 2 | 0 | | | | | |
| 6 Ryan Mountcastle, R OBP: 0.310, SLG: 0.484 | | | | | | | | | | 4 | 1 | 1 | 1 | 0 | 2 | 0 | | | | | |
| 21 Austin Hays, R OBP: 0.291, SLG: 0.417 | | | | | | | | | | 4 | 1 | 1 | 0 | 0 | 0 | 0 | | | | | |
| 28 Pedro Severino, R OBP: 0.304, SLG: 0.371 | | | | | | | | | | 4 | 0 | 1 | 1 | 0 | 2 | 0 | | | | | |
| 26 Jorge Mateo, R OBP: 0.281, SLG: 0.376 | | | | | | | | | | 4 | 1 | 1 | 0 | 0 | 1 | 1 | | | | | |
| 3 Maikel Franco, R OBP: 0.258, SLG: 0.363 | | | | | | | | | | 4 | 0 | 2 | 0 | 0 | 1 | 0 | | | | | |
| 61 Austin Wynns, R OBP: 0.217, SLG: 0.295 | | | | | | | | | | 4 | 0 | 1 | 1 | 0 | 0 | 1 | | | | | |
| 1 Richie Martin, R OBP: 0.278, SLG: 0.344 | | | | | | | | | | 2 | 0 | 0 | 0 | 0 | 0 | 1 | | | | | |
| 25 Anthony Santander, S OBP: 0.258, SLG: 0.411 | | | | | | | | | | 1 | 0 | 0 | 0 | 0 | 0 | 2 | | | | | |
| Inning Stats | R: 2 H: 3 E: 0 K: 3 S: 25 | H: 3 LOB: 1 BB: 0 P: 34 | R: 0 H: 0 E: 0 K: 1 S: 11 | H: 0 LOB: 0 BB: 1 P: 15 | R: 0 H: 0 E: 0 K: 1 S: 7 | H: 0 LOB: 0 BB: 0 P: 11 | R: 0 H: 0 E: 0 K: 0 S: 7 | H: 1 LOB: 1 BB: 0 P: 20 | R: 0 H: 0 E: 0 K: 1 S: 8 | H: 0 LOB: 0 BB: 0 P: 13 | R: 1 H: 3 E: 0 K: 1 S: 14 | H: 3 LOB: 2 BB: 0 P: 22 | R: 1 H: 1 E: 0 K: 1 S: 11 | H: 1 LOB: 0 BB: 0 P: 16 | R: 0 H: 0 E: 0 K: 0 S: 8 | H: 0 LOB: 0 BB: 0 P: 14 | 1B: 5 2B: 1 3B: 0 HR: 2 | SF: 0 SAC: 0 DP: 0 HBP: 0 | WP: 0 PB: 0 SB: 1 CS: 0 | PA: 35 | |
| PITCHER | IP WLS BF H R ER SO BB IBB HBP BLK WP HR S P ERA WHIP | IP WLS BF H R ER SO BB IBB HBP BLK WP HR S P ERA WHIP | IP WLS BF H R ER SO BB IBB HBP BLK WP HR S P ERA WHIP | IP WLS BF H R ER SO BB IBB HBP BLK WP HR S P ERA WHIP | IP WLS BF H R ER SO BB IBB HBP BLK WP HR S P ERA WHIP | IP WLS BF H R ER SO BB IBB HBP BLK WP HR S P ERA WHIP | IP WLS BF H R ER SO BB IBB HBP BLK WP HR S P ERA WHIP | IP WLS BF H R ER SO BB IBB HBP BLK WP HR S P ERA WHIP | IP WLS BF H R ER SO BB IBB HBP BLK WP HR S P ERA WHIP | IP WLS BF H R ER SO BB IBB HBP BLK WP HR S P ERA WHIP | IP WLS BF H R ER SO BB IBB HBP BLK WP HR S P ERA WHIP | IP WLS BF H R ER SO BB IBB HBP BLK WP HR S P ERA WHIP | IP WLS BF H R ER SO BB IBB HBP BLK WP HR S P ERA WHIP | IP WLS BF H R ER SO BB IBB HBP BLK WP HR S P ERA WHIP | IP WLS BF H R ER SO BB IBB HBP BLK WP HR S P ERA WHIP | IP WLS BF H R ER SO BB IBB HBP BLK WP HR S P ERA WHIP | IP WLS BF H R ER SO BB IBB HBP BLK WP HR S P ERA WHIP | IP WLS BF H R ER SO BB IBB HBP BLK WP HR S P ERA WHIP | IP WLS BF H R ER SO BB IBB HBP BLK WP HR S P ERA WHIP | IP WLS BF H R ER SO BB IBB HBP BLK WP HR S P ERA WHIP | IP WLS BF H R ER SO BB IBB HBP BLK WP HR S P ERA WHIP |

Baltimore Orioles @ Tampa Bay Rays
Tropicana Field, St. Petersburg, FL
Wed Aug 18 2021, 7:11 PM - 10:19 PM EDT
Att: 6,673 - Dome - 72 F

| | |
|-----|----|
| AB | 35 |
| R | 4 |
| H | 8 |
| RBI | 4 |
| BB | 0 |
| SO | 8 |
| LOB | 8 |

| Batter | 1 | 2 | 3 | 4 | 5 | 6 | 7 | 8 | 9 | AB | R | H | RBI | BB | SO | LOB | BOTTOM | | | | |
|---|---|---|---|---|---|---|---|---|---|---|---|---|---|---|---|---|---|---|---|---|---|
| 8 Brandon Lowe, L OBP: 0.341, SLG: 0.495 | | | | | | | | | | 3 | 2 | 1 | 1 | 2 | 0 | 1 | | | | | |
| 5 Wander Franco, S OBP: 0.317, SLG: 0.436 | | | | | | | | | | 4 | 1 | 3 | 2 | 1 | 0 | 2 | | | | | |
| 23 Nelson Cruz, R OBP: 0.345, SLG: 0.525 | | | | | | | | | | 4 | 1 | 1 | 1 | 0 | 1 | 3 | | | | | |
| 17 Austin Meadows, L OBP: 0.323, SLG: 0.460 | | | | | | | | | | 4 | 0 | 1 | 2 | 0 | 1 | 2 | | | | | |
| 35 Brett Phillips, L OBP: 0.310, SLG: 0.424 | | | | | | | | | | 3 | 0 | 1 | 0 | 2 | 1 | 3 | | | | | |
| 56 Randy Arozarena, R OBP: 0.357, SLG: 0.467 | | | | | | | | | | 4 | 0 | 2 | 2 | 0 | 0 | 2 | | | | | |
| 26 Ji Man Choi, L OBP: 0.383, SLG: 0.419 | | | | | | | | | | 4 | 1 | 1 | 0 | 0 | 1 | 2 | | | | | |
| 18 Joey Wendle, L OBP: 0.324, SLG: 0.430 | | | | | | | | | | 4 | 1 | 1 | 0 | 0 | 1 | 2 | | | | | |
| 28 Francisco Mejia, S OBP: 0.321, SLG: 0.426 | | | | | | | | | | 4 | 1 | 1 | 0 | 0 | 0 | 1 | | | | | |
| 39 Kevin Kiermaier, L OBP: 0.308, SLG: 0.359 | | | | | | | | | | 3 | 2 | 1 | 0 | 1 | 1 | 2 | | | | | |
| Inning Stats | R: 2 H: 3 E: 0 K: 1 S: 16 | H: 1 LOB: 2 BB: 1 P: 27 | R: 0 H: 1 E: 0 K: 1 S: 10 | H: 1 LOB: 1 BB: 0 P: 18 | R: 0 H: 1 E: 0 K: 0 S: 9 | H: 1 LOB: 1 BB: 0 P: 17 | R: 2 H: 3 E: 0 K: 0 S: 9 | H: 3 LOB: 1 BB: 1 P: 12 | R: 0 H: 0 E: 0 K: 1 S: 9 | H: 0 LOB: 1 BB: 1 P: 17 | R: 3 H: 1 E: 1 K: 0 S: 16 | H: 1 LOB: 2 BB: 2 P: 32 | R: 0 H: 1 E: 0 K: 0 S: 6 | H: 1 LOB: 0 BB: 0 P: 6 | R: 1 H: 2 E: 0 K: 2 S: 12 | H: 2 LOB: 2 BB: 1 P: 20 | 1B: 7 2B: 5 3B: 0 HR: 0 | SF: 2 SAC: 0 DP: 1 HBP: 0 | WP: 1 PB: 0 SB: 1 CS: 0 | PA: 41 | |
| PITCHER | IP WLS BF H R ER SO BB IBB HBP BLK WP HR S P ERA WHIP | IP WLS BF H R ER SO BB IBB HBP BLK WP HR S P ERA WHIP | IP WLS BF H R ER SO BB IBB HBP BLK WP HR S P ERA WHIP | IP WLS BF H R ER SO BB IBB HBP BLK WP HR S P ERA WHIP | IP WLS BF H R ER SO BB IBB HBP BLK WP HR S P ERA WHIP | IP WLS BF H R ER SO BB IBB HBP BLK WP HR S P ERA WHIP | IP WLS BF H R ER SO BB IBB HBP BLK WP HR S P ERA WHIP | IP WLS BF H R ER SO BB IBB HBP BLK WP HR S P ERA WHIP | IP WLS BF H R ER SO BB IBB HBP BLK WP HR S P ERA WHIP | IP WLS BF H R ER SO BB IBB HBP BLK WP HR S P ERA WHIP | IP WLS BF H R ER SO BB IBB HBP BLK WP HR S P ERA WHIP | IP WLS BF H R ER SO BB IBB HBP BLK WP HR S P ERA WHIP | IP WLS BF H R ER SO BB IBB HBP BLK WP HR S P ERA WHIP | IP WLS BF H R ER SO BB IBB HBP BLK WP HR S P ERA WHIP | IP WLS BF H R ER SO BB IBB HBP BLK WP HR S P ERA WHIP | IP WLS BF H R ER SO BB IBB HBP BLK WP HR S P ERA WHIP | IP WLS BF H R ER SO BB IBB HBP BLK WP HR S P ERA WHIP | IP WLS BF H R ER SO BB IBB HBP BLK WP HR S P ERA WHIP | IP WLS BF H R ER SO BB IBB HBP BLK WP HR S P ERA WHIP | IP WLS BF H R ER SO BB IBB HBP BLK WP HR S P ERA WHIP | IP WLS BF H R ER SO BB IBB HBP BLK WP HR S P ERA WHIP |

Baltimore Orioles @ Tampa Bay Rays
Tropicana Field, St. Petersburg, FL
Wed Aug 18 2021, 7:11 PM - 10:19 PM EDT
Att: 6,673 - Dome - 72 F

| | |
|-----|----|
| AB | 33 |
| R | 8 |
| H | 12 |
| RBI | 8 |
| BB | 6 |
| SO | 5 |
| LOB | 18 |

| Batter | 1 | 2 | 3 | 4 | 5 | 6 | 7 | 8 | 9 | 10 | 11 | AB | R | H | RBI | BB | SO | LOB | TOP | | | | | |
|---|-------------------------------|----------------------------------|-------------------------------|----------------------------------|---------------------------------|----------------------------------|-------------------------------|----------------------------------|-------------------------------|----------------------------------|-------------------------------|----------------------------------|------------------------------|----------------------------------|-------------------------------|----------------------------------|-------------------------------|----------------------------------|-------------------------------|----------------------------------|----------------------------------|------------------------------------|----------------------------------|--------|
| 7 Tim Anderson, R OBP: 0.330, SLG: 0.460 | E4 8B 2B | K | | | G4-3 8B 79 FC5 | K | | | HR | | G5-3 8B 79 G5-3 | 6 | 4 | 3 | 2 | 0 | 2 | 2 | | | | | | |
| 88 Luis Robert Jr., R OBP: 0.371, SLG: 0.507 | 10 PB 2B | | | | G4-3 74 FC6-4 79 1B | | P5 | | G5-3 | | F8 8B 79 G5-3 | 6 | 0 | 2 | 1 | 0 | 0 | 2 | | | | | | |
| 79 José Abreu, R OBP: 0.333, SLG: 0.479 | K | | | | FC5 10 HR | | K | | K | | G5-3 | 6 | 1 | 1 | 2 | 0 | 3 | 1 | | | | | | |
| 74 Eloy Jiménez, R OBP: 0.325, SLG: 0.608 | K | | | | FC6-4 25 WP | | K | | E5 | | K | 6 | 0 | 1 | 0 | 0 | 3 | 4 | | | | | | |
| 10 Yoán Moncada, S OBP: 0.371, SLG: 0.394 | F8 | | | | K | | | | | | K | 3 | 1 | 1 | 2 | 1 | 1 | 3 | | | | | | |
| 25 Andrew Vaughn, R OBP: 0.333, SLG: 0.458 | | | | | G6-3 12 1B | | | | | | | 5 | 0 | 1 | 0 | 0 | 0 | 6 | | | | | | |
| 18 Brian Goodwin, L OBP: 0.320, SLG: 0.411 | | | | | K | | | | | | | 5 | 0 | 0 | 0 | 0 | 4 | 2 | | | | | | |
| 12 César Hernández, S OBP: 0.309, SLG: 0.409 | | | | | G4-3 44 1B | | | | | | | 5 | 0 | 1 | 0 | 0 | 1 | 0 | | | | | | |
| 44 Seby Zavala, R OBP: 0.327, SLG: 0.339 | | | | | K | | | | | | | 4 | 0 | 1 | 0 | 0 | 2 | 0 | | | | | | |
| 21 Zack Collins, L OBP: 0.327, SLG: 0.339 | | | | | K | | | | | | | 1 | 1 | 0 | 0 | 0 | 0 | 0 | | | | | | |
| Inning Stats | R: 1 E: 1 K: 2 S: 16 | H: 1 LOB: 1 BB: 0 P: 23 | R: 0 E: 0 K: 2 S: 13 | H: 3 LOB: 2 BB: 0 P: 17 | R: 0 E: 0 K: 1 S: 13 | H: 2 LOB: 2 BB: 0 P: 17 | R: 0 E: 0 K: 2 S: 12 | H: 0 LOB: 0 BB: 0 P: 17 | R: 3 E: 1 K: 2 S: 15 | H: 2 LOB: 1 BB: 0 P: 26 | R: 0 E: 0 K: 3 S: 14 | H: 0 LOB: 0 BB: 0 P: 18 | R: 0 E: 0 K: 0 S: 8 | H: 0 LOB: 0 BB: 0 P: 12 | R: 1 E: 1 K: 1 S: 11 | H: 1 LOB: 2 BB: 1 P: 16 | R: 0 E: 0 K: 1 S: 12 | H: 0 LOB: 0 BB: 0 P: 16 | R: 2 E: 0 K: 1 S: 10 | H: 1 LOB: 0 BB: 0 P: 16 | 1B: 8 2B: 1 3B: 0 HR: 2 | SF: 0 SAC: 0 DP: 0 HBP: 1 | WP: 1 PB: 3 SB: 0 CS: 0 | PA: 49 |
| PITCHER | IP 5.0 | WLS 0 | BF 25 | H 8 | R 4 | ER 3 | SO 9 | BB 0 | IBB 0 | HBP 0 | BLK 0 | WP 0 | HR 1 | S 69 | P 100 | ERA 5.40 | WHIP 1.600 | | | | | | | |
| 52 Michael Wacha, R ERA: 5.88 | | | | | | | | | | | | | | | | | | | | | | | | |
| 46 Shawn Armstrong, R ERA: 7.00 | | | | | | | | | | | | | | | | | | | | | | | | |
| 15 Chris Mazza, R ERA: 5.07 | | | | | | | | | | | | | | | | | | | | | | | | |
| 84 JT Chargois, R ERA: 2.58 | | | | | | | | | | | | | | | | | | | | | | | | |
| 36 Andrew Kittredge, R ERA: 1.41 | | | | | | | | | | | | | | | | | | | | | | | | |

Chicago White Sox @ Tampa Bay Rays
Tropicana Field, St. Petersburg, FL
Fri Aug 20 2021, 7:11 PM - 11:00 PM EDT
Att. 13,178 - Dome - 72 F

livebaseballscores.com

AB 47
R 7
H 11
RBI 7
BB 1
SO 16
LOB 20



| Batter | 1 | 2 | 3 | 4 | 5 | 6 | 7 | 8 | 9 | 10 | 11 | AB | R | H | RBI | BB | SO | LOB | BOTTOM | | | | | | | |
|---|------------------------------|----------------------------------|------------------------------|---------------------------------|-------------------------------|----------------------------------|------------------------------|----------------------------------|------------------------------|----------------------------------|------------------------------|----------------------------------|-------------------------------|----------------------------------|------------------------------|----------------------------------|-------------------------------|----------------------------------|------------------------------|---------------------------------|-------------------------------|----------------------------------|----------------------------------|------------------------------------|----------------------------------|--------|
| 8 Brandon Lowe, L OBP: 0.342, SLG: 0.501 | K | | | | | P5 | | | | | G4-3 | 3 | 0 | 0 | 0 | 0 | 2 | 0 | | | | | | | | |
| 56 Randy Arozarena, R, PH OBP: 0.358, SLG: 0.465 | | | | | | | | | | | | 0 | 1 | 0 | 0 | 1 | 0 | 0 | | | | | | | | |
| 18 Joey Wendle, L OBP: 0.320, SLG: 0.424 | | | | | | | | | | | | 1 | 0 | 0 | 0 | 0 | 0 | 0 | | | | | | | | |
| 5 Wander Franco, S OBP: 0.323, SLG: 0.430 | F8 | | | | | G4-3 | | | | | | 5 | 1 | 1 | 1 | 0 | 1 | 1 | | | | | | | | |
| 23 Nelson Cruz, R OBP: 0.342, SLG: 0.517 | K | | | | | G6-3 | | | | | | 4 | 0 | 0 | 0 | 1 | 1 | 1 | | | | | | | | |
| 17 Austin Meadows, L OBP: 0.326, SLG: 0.458 | | | | | | | | | | | | 4 | 0 | 2 | 2 | 0 | 1 | 0 | | | | | | | | |
| 35 Brett Phillips, L OBP: 0.312, SLG: 0.417 | | | | | | | | | | | | 1 | 0 | 0 | 0 | 0 | 0 | 0 | | | | | | | | |
| 2 Yandy Díaz, R OBP: 0.355, SLG: 0.369 | | | | | | | | | | | | 5 | 0 | 0 | 0 | 0 | 3 | 4 | | | | | | | | |
| 26 Ji Man Choi, L OBP: 0.362, SLG: 0.427 | | | | | | | | | | | | 4 | 1 | 1 | 1 | 1 | 2 | 1 | | | | | | | | |
| 13 Manuel Margot, R OBP: 0.304, SLG: 0.393 | | | | | | | | | | | | 3 | 2 | 1 | 0 | 1 | 1 | 1 | | | | | | | | |
| 39 Kevin Kiermaier, L OBP: 0.304, SLG: 0.355 | | | | | | | | | | | | 3 | 0 | 0 | 1 | 0 | 1 | 2 | | | | | | | | |
| 10 Mike Zunino, R OBP: 0.297, SLG: 0.558 | | | | | | | | | | | | 4 | 0 | 0 | 0 | 0 | 2 | 2 | | | | | | | | |
| Inning Stats | R: 0 E: 0 K: 2 S: 7 | H: 0 LOB: 0 BB: 0 P: 13 | R: 1 E: 0 K: 0 S: 6 | H: 1 LOB: 0 BB: 0 P: 8 | R: 0 E: 0 K: 2 S: 10 | H: 0 LOB: 0 BB: 0 P: 14 | R: 0 E: 0 K: 1 S: 9 | H: 1 LOB: 1 BB: 0 P: 15 | R: 1 E: 0 K: 1 S: 7 | H: 1 LOB: 0 BB: 0 P: 12 | R: 0 E: 0 K: 0 S: 7 | H: 0 LOB: 0 BB: 0 P: 13 | R: 0 E: 0 K: 2 S: 10 | H: 0 LOB: 0 BB: 0 P: 15 | R: 3 E: 0 K: 1 S: 9 | H: 2 LOB: 2 BB: 3 P: 29 | R: 0 E: 0 K: 2 S: 11 | H: 0 LOB: 1 BB: 1 P: 17 | R: 0 E: 0 K: 1 S: 5 | H: 0 LOB: 0 BB: 0 P: 8 | R: 0 E: 0 K: 2 S: 10 | H: 0 LOB: 1 BB: 0 P: 18 | 1B: 3 2B: 0 3B: 1 HR: 1 | SF: 1 SAC: 0 DP: 0 HBP: 0 | WP: 1 PB: 0 SB: 1 CS: 0 | PA: 42 |
| PITCHER | IP 7.0 | WLS 0 | BF 24 | H 3 | R 2 | ER 2 | SO 8 | BB 0 | IBB 0 | HBP 0 | BLK 0 | WP 0 | HR 1 | S 56 | P 90 | ERA 2.57 | WHIP 0.429 | | | | | | | | | |
| 27 Lucas Giolito, R ERA: 3.77 | | | | | | | | | | | | | | | | | | | | | | | | | | |
| 46 Craig Kimbrel, R ERA: 1.4 | | | | | | | | | | | | | | | | | | | | | | | | | | |
| 39 Aaron Bummer, L ERA: 4.22 | | | | | | | | | | | | | | | | | | | | | | | | | | |
| 45 Garrett Crochet, L ERA: 2.41 | | | | | | | | | | | | | | | | | | | | | | | | | | |
| 31 Liam Hendriks, R ERA: 3.19 | | | | | | | | | | | | | | | | | | | | | | | | | | |
| PITCHER | IP 1.0 | WLS 0 | BF 3 | H 0 | R 0 | ER 0 | SO 2 | BB 0 | IBB 0 | HBP 0 | BLK 0 | WP 0 | HR 0 | S 10 | P 18 | ERA 0.00 | WHIP 0.000 | | | | | | | | | |
| 51 Ryan Tepera, R ERA: 2.77 | | | | | | | | | | | | | | | | | | | | | | | | | | |

Chicago White Sox @ Tampa Bay Rays
Tropicana Field, St. Petersburg, FL
Fri Aug 20 2021, 7:11 PM - 11:00 PM EDT
Att. 13,178 - Dome - 72 F

livebaseballscores.com

AB 37
R 5
H 5
RBI 5
BB 4
SO 14
LOB 12

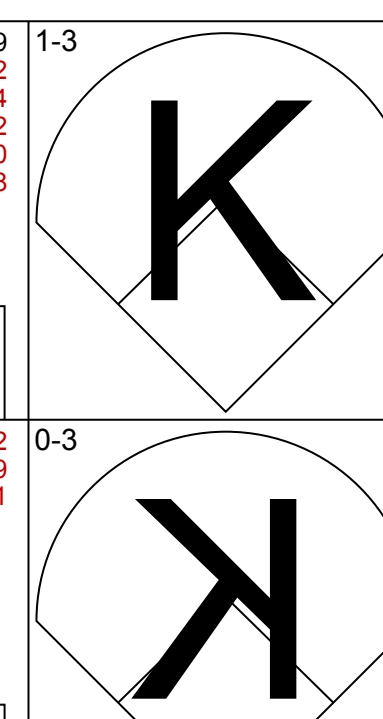
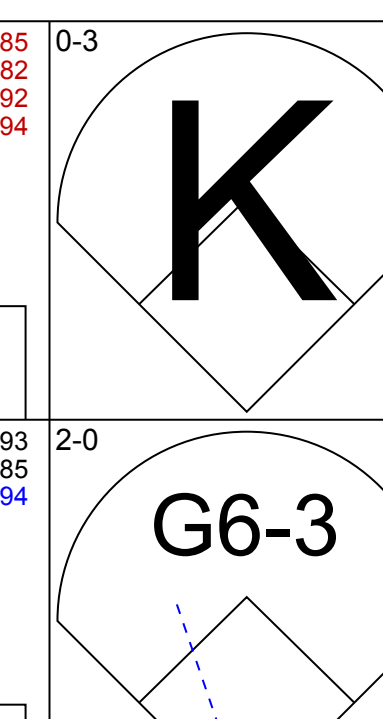
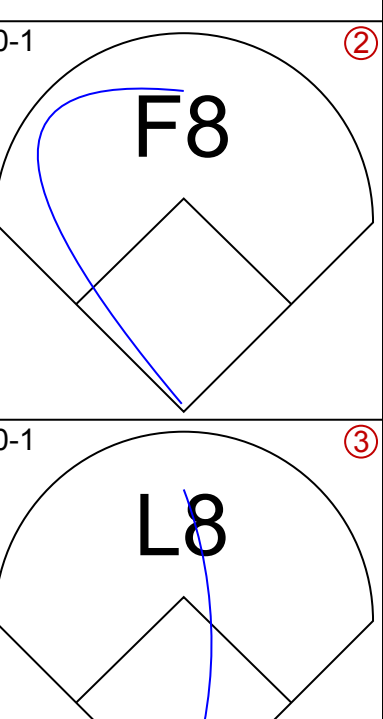
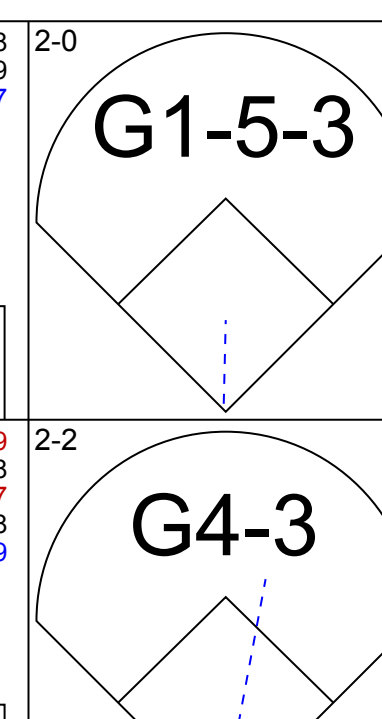
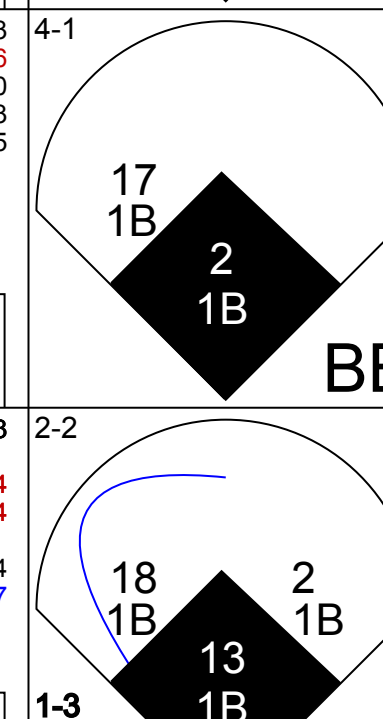



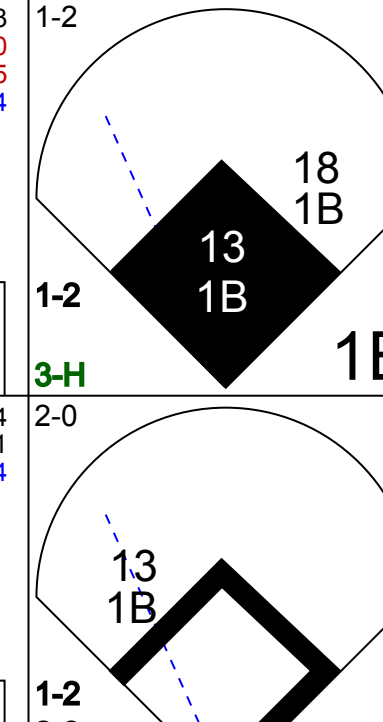
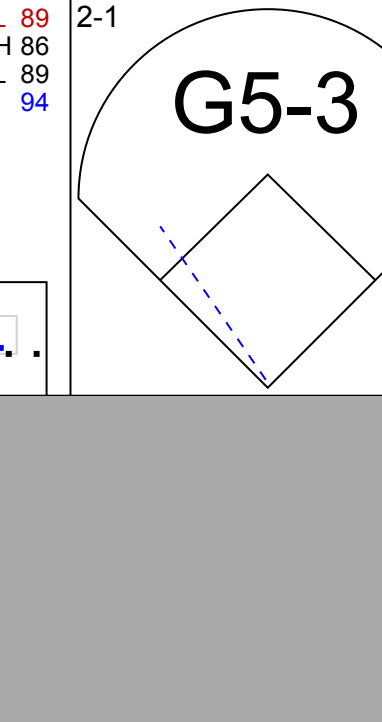
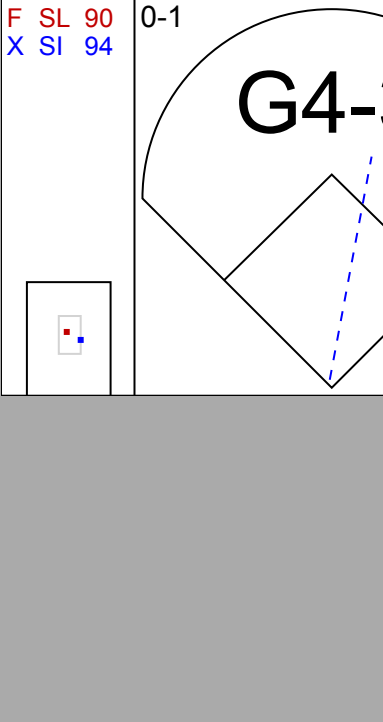
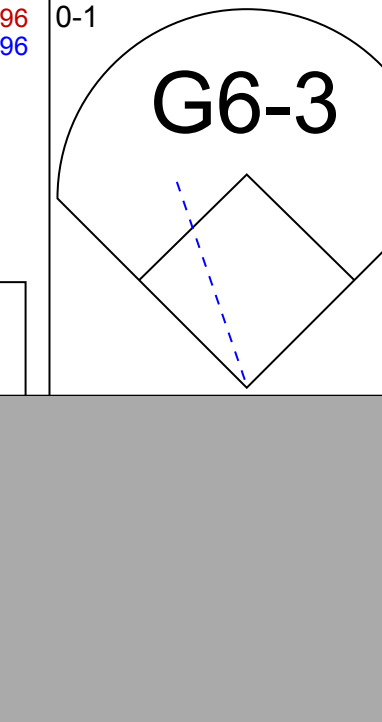
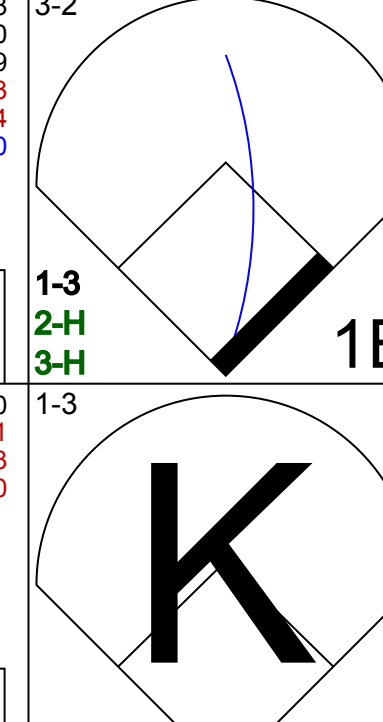







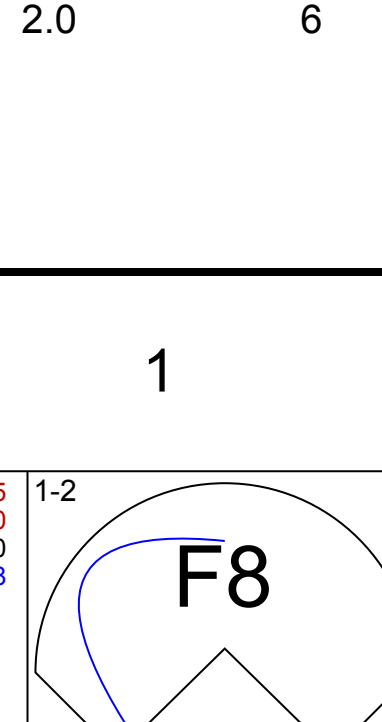
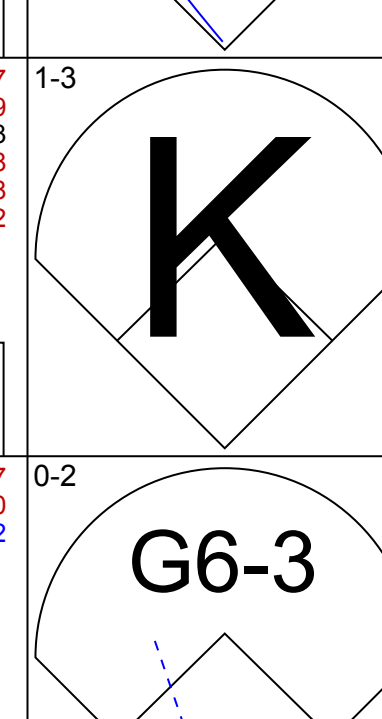
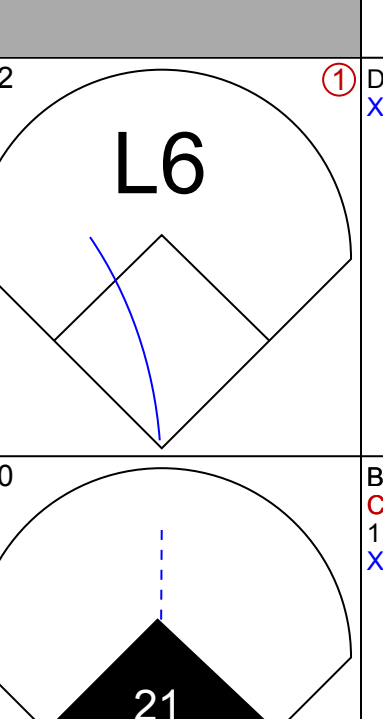
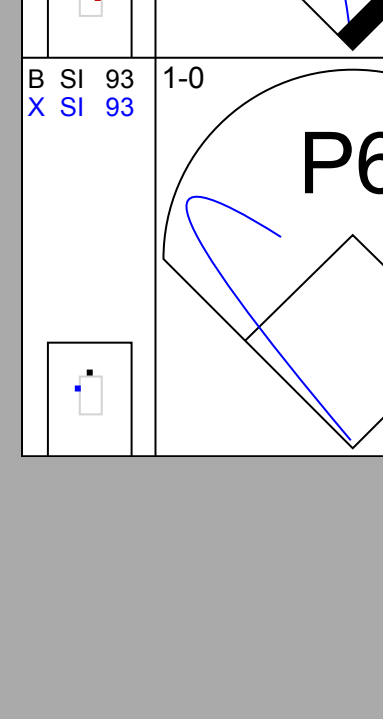
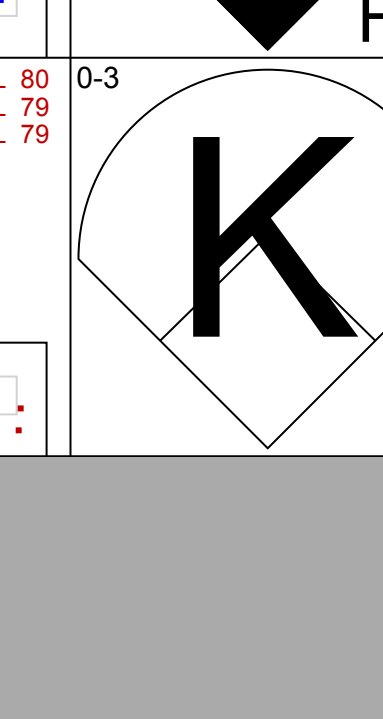

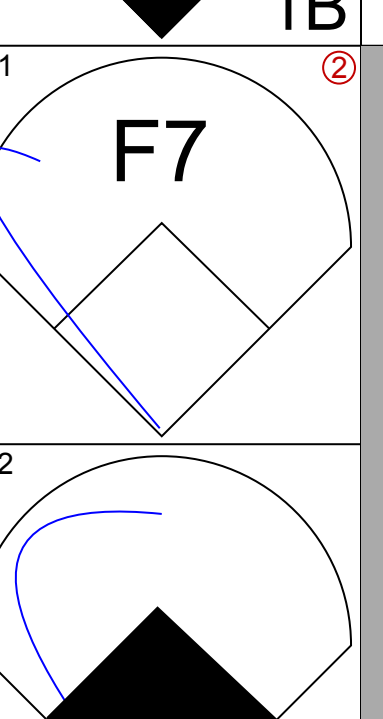



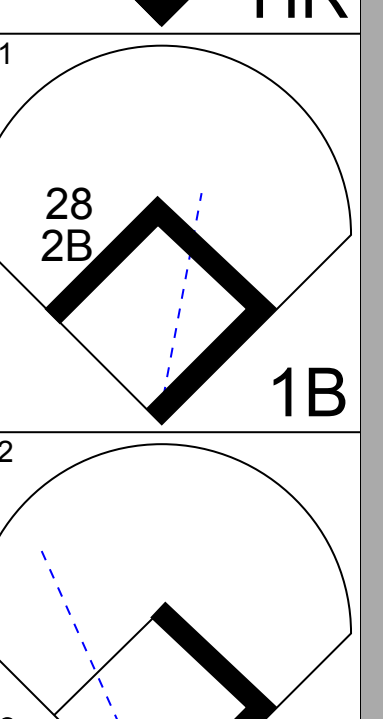



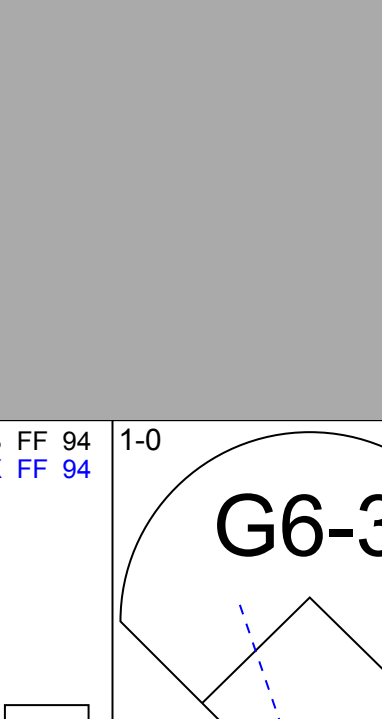
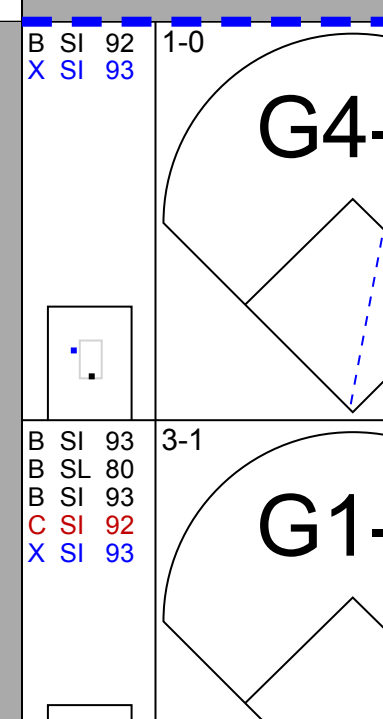


| Batter | 1 | 2 | 3 | 4 | 5 | 6 | 7 | 8 | 9 | AB | R | H | RBI | BB | SO | LOB | TOP | | | |
|---|---|------------------------|---------------------------------------|------------------------|---------------------------------------|------------------------|--------------------------------------|------------------------|---------------------------------------|------------------------|--------------------------------------|------------------------|---------------------------------------|------------------------|---------------------------------------|------------------------|--|------------------------------------|----------------------------------|--------|
| 12 César Hernández, S (1,4) OBP: 0.309, SLG: 0.408 | | | | | | | | | | 4 | 1 | 1 | 0 | 0 | 0 | 0 | Chicago White Sox @ Tampa Bay Rays Tropicana Field, St. Petersburg, FL Sat Aug 21 2021, 1:11 PM - 3:37 PM EDT Att: 22,275 - Dome - 72 F | | | |
| 18 Brian Goodwin, L (1,8) OBP: 0.319, SLG: 0.413 | | | | | | | | | | 4 | 1 | 1 | 0 | 0 | 1 | | | | | |
| 79 José Abreu, R (1,3) OBP: 0.335, SLG: 0.483 | | | | | | | | | | 3 | 1 | 2 | 1 | 0 | 1 | | | | | |
| 74 Eloy Jiménez, R (1,10) OBP: 0.322, SLG: 0.590 | | | | | | | | | | 4 | 0 | 1 | 2 | 0 | 1 | | | | | |
| 10 Yoán Moncada, S (1,5) OBP: 0.370, SLG: 0.395 | | | | | | | | | | 4 | 0 | 1 | 0 | 0 | 1 | | | | | |
| 25 Andrew Vaughn, R (1,7) OBP: 0.335, SLG: 0.457 | | | | | | | | | | | 3 | 0 | 1 | 0 | 1 | 0 | | | | |
| 23 Jake Lamb, L (1,9) OBP: 0.317, SLG: 0.398 | | | | | | | | | | | 4 | 0 | 0 | 0 | 0 | 1 | | | | |
| 20 Danny Mendick, R (1,6) OBP: 0.304, SLG: 0.279 | | | | | | | | | | | 4 | 0 | 1 | 0 | 0 | 0 | | | | |
| 44 Seby Zavala, R (1,2) OBP: 0.295, SLG: 0.465 | | | | | | | | | | 3 | 1 | 1 | 1 | 0 | 1 | | | | | |
| Inning Stats | R: 0 H: 1 E: 0 K: 1 S: 10 | H: 1 BB: 0 P: 15 | R: 0 H: 1 E: 0 K: 0 S: 12 | H: 1 BB: 1 P: 19 | R: 1 H: 1 E: 0 K: 1 S: 11 | H: 1 BB: 0 P: 16 | R: 0 H: 0 E: 0 K: 1 S: 8 | H: 0 BB: 0 P: 11 | R: 0 H: 0 E: 0 K: 2 S: 10 | H: 0 BB: 0 P: 15 | R: 1 H: 2 E: 0 K: 0 S: 8 | H: 2 BB: 1 P: 15 | R: 0 H: 2 E: 0 K: 1 S: 11 | H: 2 BB: 0 P: 17 | R: 2 H: 2 E: 0 K: 1 S: 11 | H: 2 BB: 0 P: 11 | 1B: 4 2B: 4 3B: 0 HR: 1 | SF: 1 SAC: 0 DP: 2 HBP: 0 | WP: 1 PB: 0 SB: 0 CS: 0 | PA: 35 |
| PITCHER | IP WLS BF H R ER SO BB IBB HBP BLK WP HR S P ERA WHIP | | | | | | | | | | | | | | | | | | | |
| 1 Luis Patiño, R (1,1) ERA: 4.53 | 6.0 W 23 5 2 2 5 1 0 0 0 0 1 1 59 91 3.00 1.000 | | | | | | | | | | | | | | | | | | | |
| 84 JT Chargois, R (7,1) ERA: 2.92 | 1.0 4 2 0 0 0 0 0 0 0 0 0 0 8 11 0.00 2.000 | | | | | | | | | | | | | | | | | | | |
| 58 Louis Head, R (8,1) ERA: 3.16 | 0.1 3 2 2 2 0 0 0 0 0 0 0 0 6 9 54.00 6.000 | | | | | | | | | | | | | | | | | | | |
| 31 Collin McHugh, R (8,1) ERA: 1.3 | 1.2 S 5 0 0 0 1 0 0 0 0 0 0 0 13 19 0.00 0.000 | | | | | | | | | | | | | | | | | | | |

| Batter | 1 | 2 | 3 | 4 | 5 | 6 | 7 | 8 | 9 | AB | R | H | RBI | BB | SO | LOB | BOTTOM | | | |
|---|---|------------------------|--------------------------------------|------------------------|--------------------------------------|------------------------|---------------------------------------|------------------------|--------------------------------------|------------------------|--------------------------------------|------------------------|--------------------------------------|------------------------|---------------------------------------|------------------------|--|------------------------------------|----------------------------------|--------|
| 56 Randy Arozarena, R (1,9) OBP: 0.354, SLG: 0.459 | | | | | | | | | | 5 | 0 | 0 | 0 | 0 | 3 | 3 | Chicago White Sox @ Tampa Bay Rays Tropicana Field, St. Petersburg, FL Sat Aug 21 2021, 1:11 PM - 3:37 PM EDT Att: 22,275 - Dome - 72 F | | | |
| 23 Nelson Cruz, R (1,10) OBP: 0.344, SLG: 0.515 | | | | | | | | | | 3 | 1 | 1 | 1 | 1 | 1 | | | | | |
| 17 Austin Meadows, L (1,7) OBP: 0.323, SLG: 0.454 | | | | | | | | | | | 4 | 0 | 0 | 0 | 1 | 4 | | | | |
| 35 Brett Phillips, L (8,8) OBP: 0.312, SLG: 0.417 | | | | | | | | | | 0 | 0 | 0 | 0 | 0 | 0 | 0 | | | | |
| 2 Yandy Díaz, R (1,3) OBP: 0.357, SLG: 0.369 | | | | | | | | | | | 3 | 1 | 1 | 0 | 1 | 0 | | | | |
| 5 Wander Franco, S (1,6) OBP: 0.327, SLG: 0.437 | | | | | | | | | | | 4 | 2 | 2 | 1 | 0 | 0 | | | | |
| 8 Brandon Lowe, L (1,4) OBP: 0.343, SLG: 0.506 | | | | | | | | | | | 4 | 1 | 2 | 2 | 0 | 1 | | | | |
| 13 Manuel Margot, R (1,8) OBP: 0.306, SLG: 0.490 | | | | | | | | | | | 4 | 1 | 2 | 2 | 0 | 0 | | | | |
| 10 Mike Zunino, R (1,2) OBP: 0.300, SLG: 0.563 | | | | | | | | | | | 3 | 2 | 1 | 0 | 1 | 0 | | | | |
| 18 Joey Wendle, L (1,5) OBP: 0.322, SLG: 0.425 | | | | | | | | | | 4 | 0 | 2 | 2 | 0 | 0 | | | | | |
| Inning Stats | R: 3 H: 4 E: 0 K: 2 S: 14 | H: 4 BB: 0 P: 22 | R: 1 H: 1 E: 0 K: 0 S: 9 | H: 1 BB: 1 P: 18 | R: 0 H: 0 E: 0 K: 0 S: 6 | H: 0 BB: 0 P: 11 | R: 1 H: 2 E: 0 K: 0 S: 11 | H: 2 BB: 1 P: 14 | R: 1 H: 2 E: 0 K: 1 S: 9 | H: 2 BB: 0 P: 19 | R: 0 H: 0 E: 0 K: 2 S: 8 | H: 0 BB: 0 P: 12 | R: 0 H: 0 E: 0 K: 0 S: 7 | H: 0 BB: 1 P: 15 | R: 2 H: 2 E: 0 K: 1 S: 10 | H: 2 BB: 0 P: 13 | 1B: 5 2B: 5 3B: 1 HR: 0 | SF: 0 SAC: 0 DP: 0 HBP: 0 | WP: 0 PB: 0 SB: 0 CS: 1 | PA: 37 |
| PITCHER | IP WLS BF H R ER SO BB IBB HBP BLK WP HR S P ERA WHIP | | | | | | | | | | | | | | | | | | | |
| 60 Dallas Keuchel, L (1,1) ERA: 4.71 | 5.0 L 26 9 6 6 3 1 1 0 0 0 0 0 49 84 10.80 2.000 | | | | | | | | | | | | | | | | | | | |
| 48 Mike Wright Jr., R (6,1) ERA: 4.15 | 2.1 9 2 2 2 2 1 0 0 0 0 0 0 20 32 7.71 1.286 | | | | | | | | | | | | | | | | | | | |
| 66 José Ruiz, R (8,1) ERA: 3.31 | 0.2 2 0 0 0 1 0 0 0 0 0 0 0 5 8 0.00 0.000 | | | | | | | | | | | | | | | | | | | |

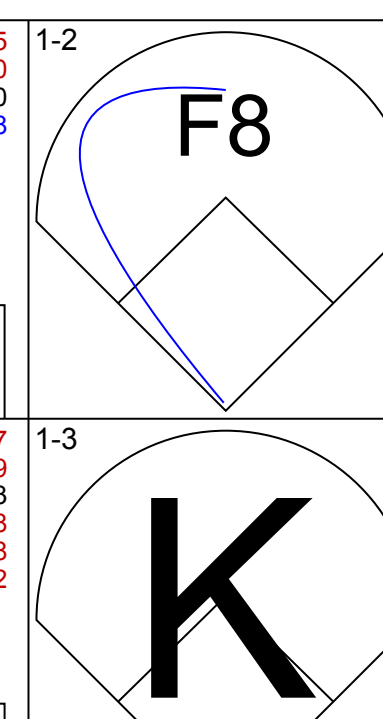
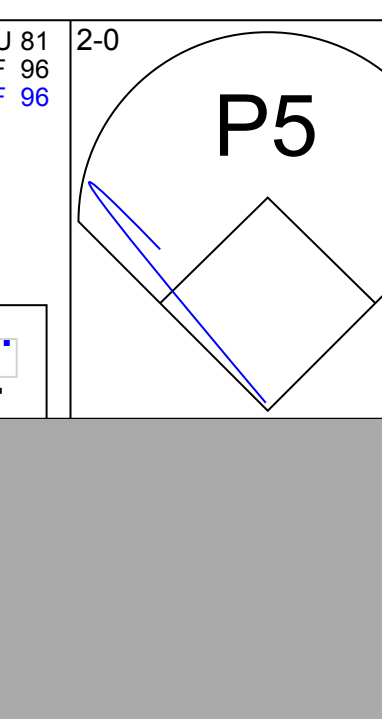
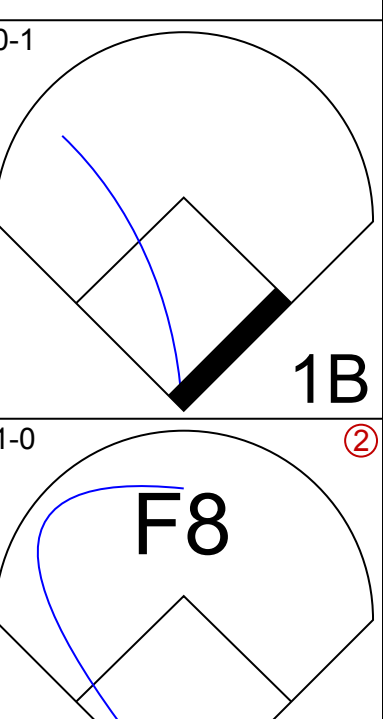
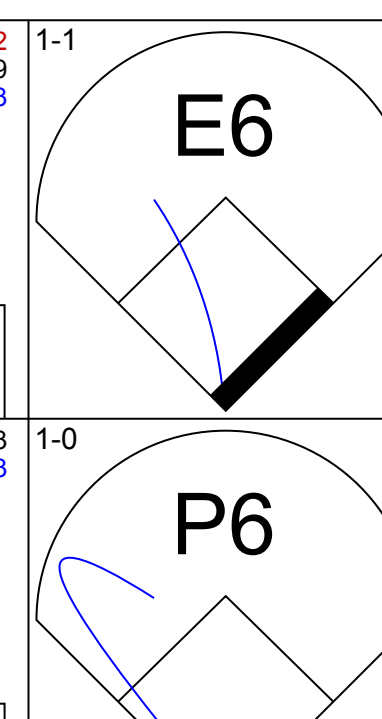
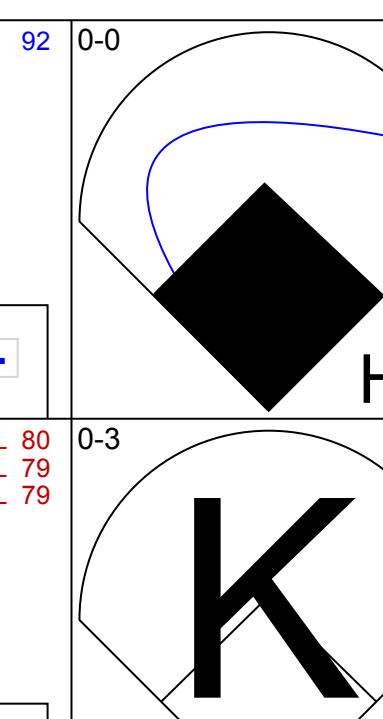
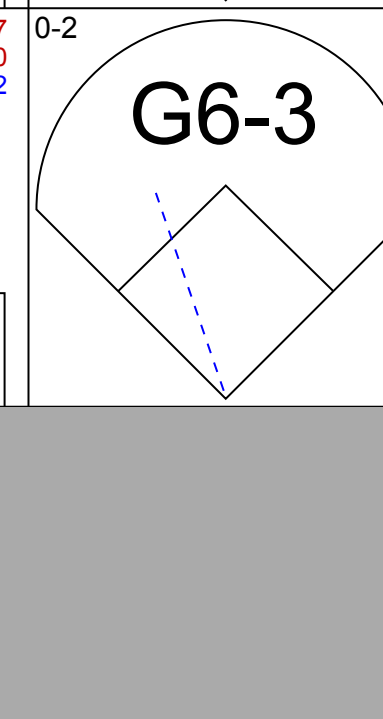
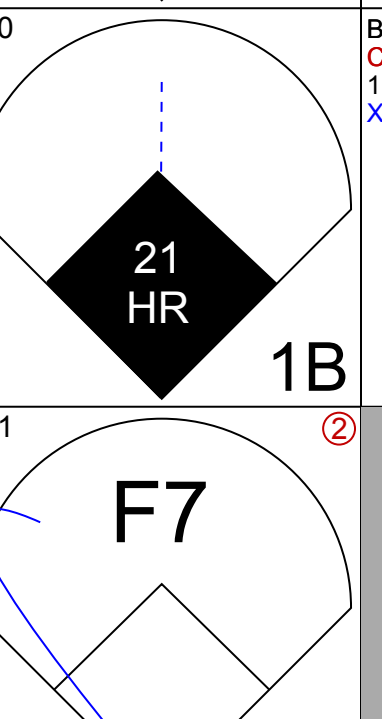
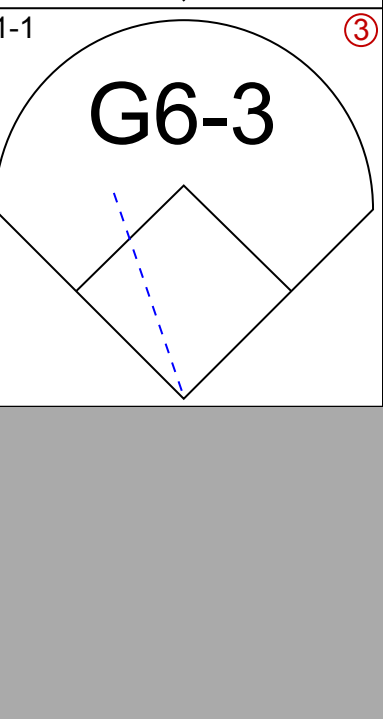



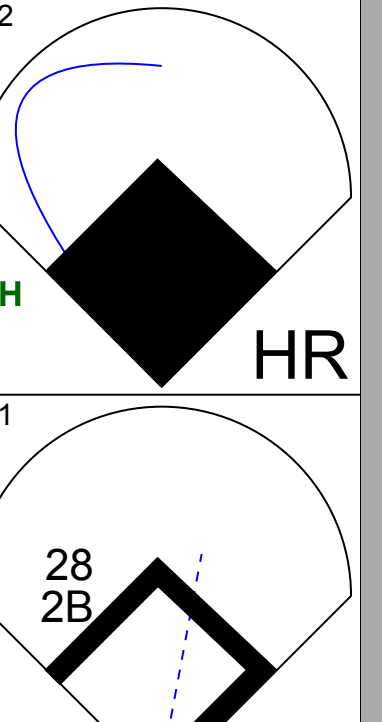

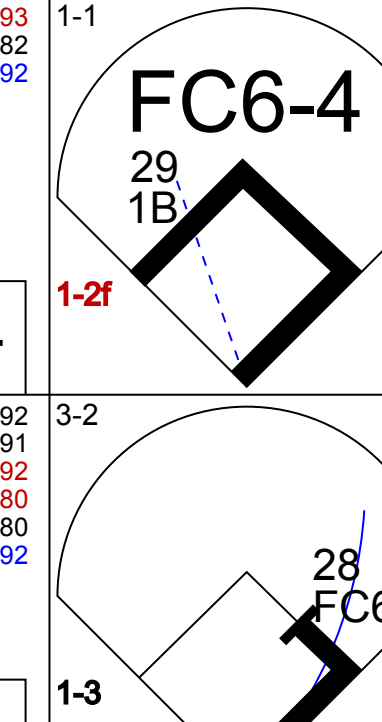

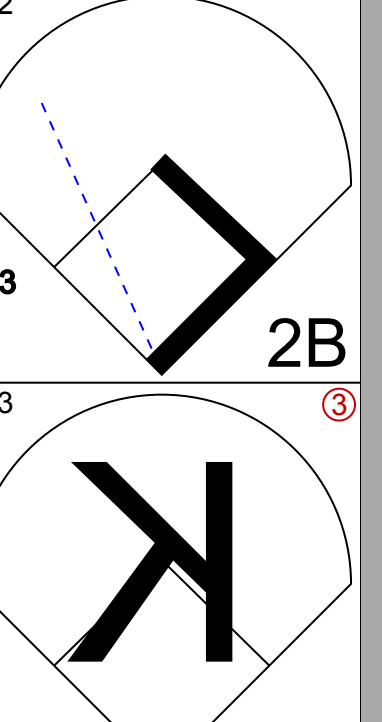
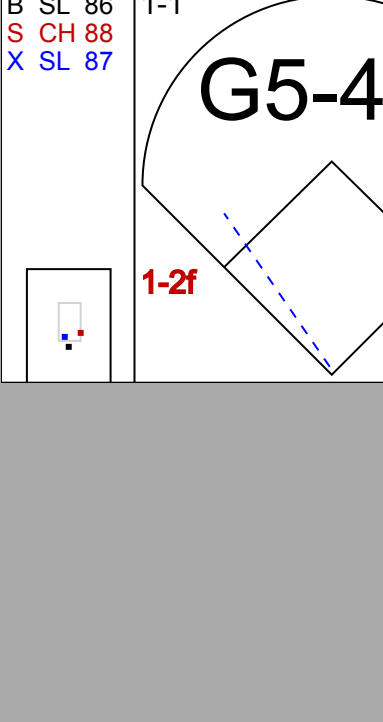
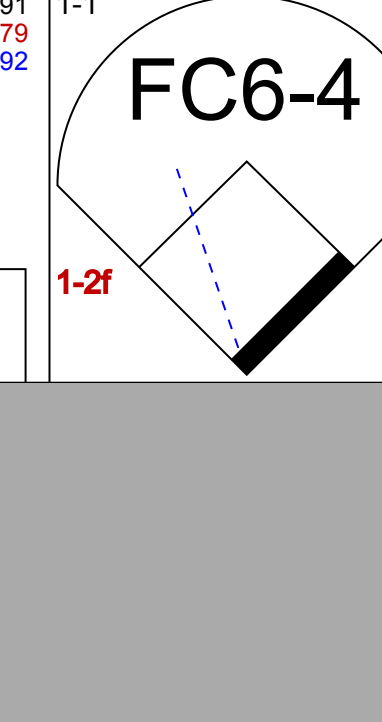
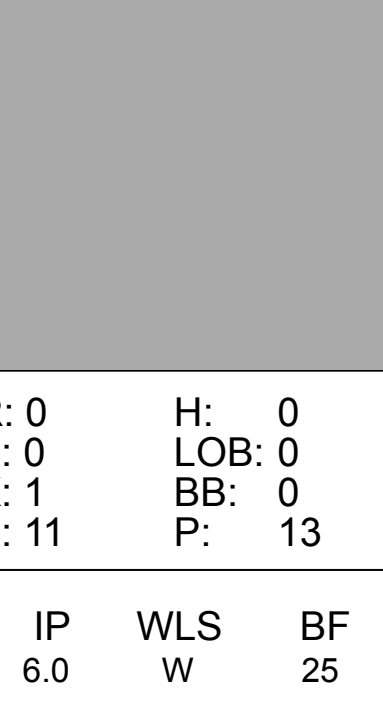
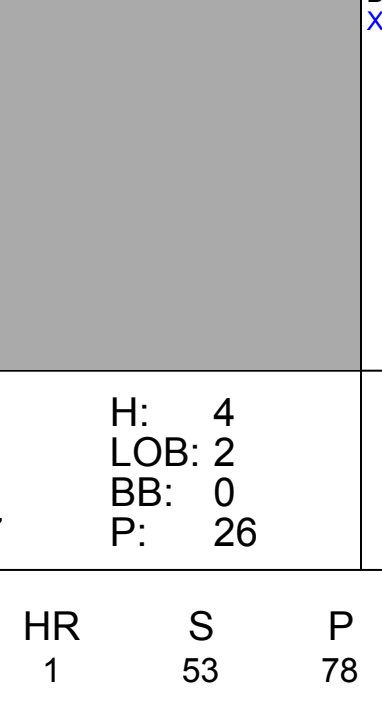
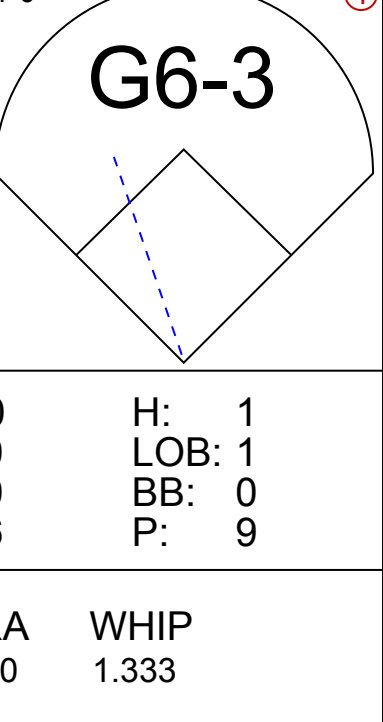
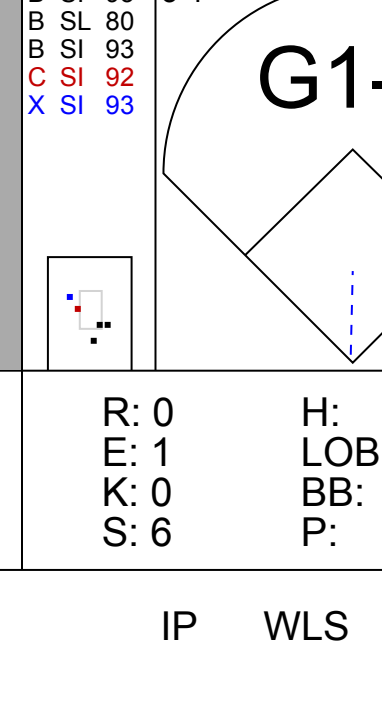
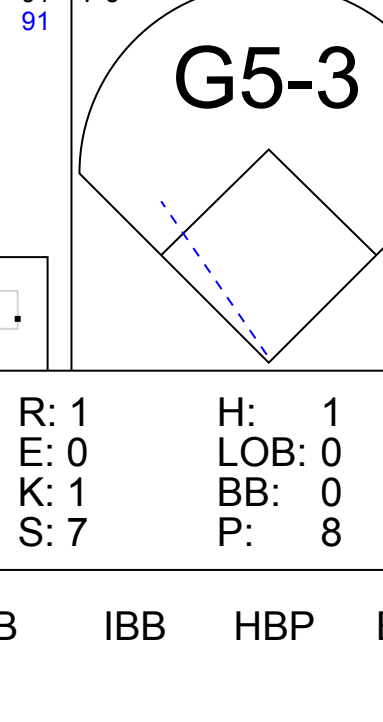





| Batter | 1 | 2 | 3 | 4 | 5 | 6 | 7 | 8 | 9 | AB R H RBI BB SO LOB | TOP | | | | | | | |
|--|---|---|---|--|--|--|---|---|---|--|---|--------------------------------|---|----|----|-------|-------|-------|
| 56 Randy Arozarena, R (1, 9) OBP: 0.354, SLG: 0.455 | | | | | | | | | | 3 1 1 0 0 1 0 | <p>Tampa Bay Rays @ Philadelphia Phillies Citizens Bank Park, Philadelphia, PA Tue Aug 24 2021, 7:08 PM - 10:05 PM EDT Att: 23,402 - Clear - 88 F</p> <p>livebaseballscores.com</p> <p>AB 34 R 3 H 9 RBI 3 BB 1 SO 12 LOB 15</p> | | | | | | | |
| 23 Nelson Cruz, R (1, 3) OBP: 0.317, SLG: 0.520 36 Andrew Kittredge, R (8, 1) | | | | | | | | | | 4 0 3 2 0 1 0 0 0 0 0 0 0 0 | | | | | | | | |
| 5 Wander Franco, S (1, 6) OBP: 0.327, SLG: 0.443 | | | | | | | | | | 4 1 1 0 0 1 4 | | | | | | | | |
| 2 Yandy Diaz, R (1, 5) OBP: 0.360, SLG: 0.370 | | | | | | | | | | 4 0 1 0 0 0 4 | | | | | | | | |
| 8 Brandon Lowe, L (1, 4) OBP: 0.341, SLG: 0.499 | | | | | | | | | | 4 0 1 1 0 2 1 | | | | | | | | |
| 13 Manuel Margot, R (1, 8) OBP: 0.306, SLG: 0.396 | | | | | | | | | | 3 0 0 0 1 1 2 | | | | | | | | |
| 17 Austin Meadows, L (1, 7) 84 JT Chargois, S (7, 1) | | | | | | | | | | 3 0 0 0 0 2 1 0 0 0 0 0 0 0 | | | | | | | | |
| 18 Joey Wendle, L (8, 5) OBP: 0.320, SLG: 0.422 | | | | | | | | | | 4 0 0 0 0 3 2 | | | | | | | | |
| 10 Mike Zunino, R (1, 2) OBP: 0.296, SLG: 0.554 | | | | | | | | | | | | 2 0 0 0 0 0 0 0 0 0 0 0 0 0 | | | | | | |
| 57 Drew Rasmussen, R (1, 1) OBP: 0.250, SLG: 0.250 55 Adam Conley, L (6, 1) 35 Brett Phillips, L (7, 9) OBP: 0.317, SLG: 0.422 | | | | | | | | | | 2 0 0 0 0 0 0 2 1 1 0 0 1 1 | | | | | | | | |
| Inning Stats | R: 0 H: 2 E: 0 LOB: 1 K: 0 BB: 0 S: 10 P: 16 | R: 0 H: 0 E: 0 LOB: 0 K: 0 BB: 0 S: 3 P: 6 | R: 0 H: 0 E: 0 LOB: 0 K: 1 BB: 0 S: 12 P: 19 | R: 1 H: 3 E: 0 LOB: 1 K: 1 BB: 0 S: 9 P: 15 | R: 0 H: 0 E: 0 LOB: 0 K: 2 BB: 0 S: 9 P: 12 | R: 0 H: 1 E: 0 LOB: 1 K: 1 BB: 0 S: 9 P: 14 | R: 0 H: 0 E: 0 LOB: 1 K: 3 BB: 1 S: 16 P: 25 | R: 2 H: 2 E: 0 LOB: 1 K: 2 BB: 0 S: 14 P: 20 | R: 0 H: 1 E: 0 LOB: 1 K: 2 BB: 0 S: 12 P: 18 | 1B: 8 SF: 0 2B: 1 SAC: 0 3B: 0 DP: 2 HR: 0 HBP: 1 | WP: 0 PA: 36 PB: 0 SB: 1 CS: 0 | | | | | | | |
| PITCHER | IP WLS BF H R ER SO BB IBB HBP BLK WP HR S P ERA WHIP | | | | | | | | | | | PITCHER | IP WLS BF H R ER SO BB IBB HBP BLK WP HR S P ERA WHIP | | | | | |
| 55 Ranger Suárez, L (1, 1) ERA: 1.46 | 6.2 | 25 | 6 | 1 | 1 | 7 | 1 | 0 | 0 | 0 | 0 | 0 | 0 | 0 | 62 | 99 | 1.35 | 1.050 |
| 50 Héctor Neris, R (7, 1) ERA: 3.69 | 0.1 | 1 | 0 | 0 | 0 | 1 | 0 | 0 | 0 | 0 | 0 | 0 | 0 | 0 | 6 | 8 | 0.00 | 0.000 |
| 23 Archie Bradley, R (8, 1) ERA: 3.12 | 1.0 | L | 6 | 2 | 2 | 2 | 0 | 0 | 1 | 0 | 0 | 0 | 0 | 14 | 20 | 18.00 | 2.000 | |
| 64 JD Hammer, R (9, 1) ERA: 0.64 | 1.0 | | 4 | 1 | 0 | 2 | 0 | 0 | 0 | 0 | 0 | 0 | 0 | 12 | 18 | 0.00 | 1.000 | |

| Batter | 1 | 2 | 3 | 4 | 5 | 6 | 7 | 8 | 9 | AB R H RBI BB SO LOB | BOTTOM | | | | | | |
|--|---|---|---|--|---|---|---|---|---|---|---|---|---|----|----|------|-------|
| 37 Odúbel Herrera, L (1, 7) OBP: 0.309, SLG: 0.432 | | | | | | | | | | 4 0 0 0 0 1 1 | <p>Tampa Bay Rays @ Philadelphia Phillies Citizens Bank Park, Philadelphia, PA Tue Aug 24 2021, 7:08 PM - 10:05 PM EDT Att: 23,402 - Clear - 88 F</p> <p>livebaseballscores.com</p> <p>AB 32 R 1 H 6 RBI 1 BB 1 SO 8 LOB 9</p> | | | | | | |
| 2 Jean Segura, R (1, 4) OBP: 0.355, SLG: 0.430 | | | | | | | | | 4 0 0 0 0 2 1 | | | | | | | | |
| 3 Bryce Harper, L (1, 9) OBP: 0.409, SLG: 0.558 | | | | | | | | | | 4 0 1 0 0 1 0 | | | | | | | |
| 10 J.T. Realmuto, R (1, 2) OBP: 0.348, SLG: 0.450 | | | | | | | | | | 3 0 1 0 1 0 0 | | | | | | | |
| 18 Didi Gregorius, L (1, 6) OBP: 0.271, SLG: 0.385 | | | | | | | | | | 4 1 2 0 0 0 3 | | | | | | | |
| 13 Brad Miller, L (1, 3) OBP: 0.311, SLG: 0.416 | | | | | | | | | | 4 0 1 1 0 2 2 | | | | | | | |
| 74 Ronald Torreyes, R (1, 5) 17 Rhys Hoskins, R (9, PH) OBP: 0.335, SLG: 0.525 | | | | | | | | | | 3 0 0 0 0 0 1 1 0 0 0 0 0 1 | | | | | | | |
| 9 Travis Jankowski, L (1, 8) OBP: 0.357, SLG: 0.324 | | | | | | | | | 3 0 1 0 0 1 0 | | | | | | | | |
| 55 Ranger Suárez, L (1, 1) OBP: 0.333, SLG: 0.200 50 Héctor Neris, R (7, 1) 22 Andrew McCutchen, R (7, PH) 23 Archie Bradley, R (8, 1) 64 JD Hammer, R (9, 1) | | | | | | | | | | 1 0 0 0 0 0 0 0 0 0 0 0 0 0 1 0 0 0 0 1 0 0 0 0 0 0 0 0 0 0 0 0 0 0 0 | | | | | | | |
| Inning Stats | R: 0 H: 1 E: 0 LOB: 2 K: 1 BB: 1 S: 17 P: 26 | R: 0 H: 0 E: 0 LOB: 0 K: 0 BB: 0 S: 4 P: 5 | R: 0 H: 0 E: 0 LOB: 0 K: 0 BB: 0 S: 6 P: 8 | R: 1 H: 2 E: 0 LOB: 1 K: 0 BB: 0 S: 7 P: 10 | R: 0 H: 1 E: 0 LOB: 1 K: 0 BB: 0 S: 6 P: 9 | R: 0 H: 1 E: 0 LOB: 1 K: 1 BB: 0 S: 13 P: 17 | R: 0 H: 0 E: 0 LOB: 0 K: 2 BB: 0 S: 12 P: 15 | R: 0 H: 0 E: 0 LOB: 0 K: 3 BB: 0 S: 10 P: 10 | R: 0 H: 1 E: 0 LOB: 1 K: 1 BB: 0 S: 12 P: 16 | 1B: 5 SF: 0 2B: 1 SAC: 1 3B: 0 DP: 0 HR: 0 HBP: 0 | | WP: 0 PA: 34 PB: 0 SB: 0 CS: 0 | | | | | |
| PITCHER | IP WLS BF H R ER SO BB IBB HBP BLK WP HR S P ERA WHIP | | | | | | | | | | | PITCHER | IP WLS BF H R ER SO BB IBB HBP BLK WP HR S P ERA WHIP | | | | |
| 57 Drew Rasmussen, R (1, 1) ERA: 3.48 | 5.0 | 20 | 4 | 1 | 1 | 1 | 1 | 0 | 0 | 0 | 0 | 0 | 0 | 40 | 58 | 1.80 | 1.000 |
| 55 Adam Conley, L (6, 1) ERA: 1.42 | 1.2 | 6 | 1 | 0 | 0 | 2 | 0 | 0 | 0 | 0 | 0 | 0 | 0 | 20 | 24 | 0.00 | 0.600 |
| 84 JT Chargois, R (7, 1) ERA: 2.5 | 0.1 | W | 1 | 0 | 0 | 1 | 0 | 0 | 0 | 0 | 0 | 0 | 0 | 5 | 8 | 0.00 | 0.000 |
| 36 Andrew Kittredge, R (8, 1) ERA: 1.37 | 2.0 | S | 7 | 1 | 0 | 4 | 0 | 0 | 0 | 0 | 0 | 0 | 0 | 22 | 26 | 0.00 | 0.500 |

| Batter | 1 | 2 | 3 | 4 | 5 | 6 | 7 | 8 | 9 | AB | R | H | RBI | BB | SO | LOB | TOP | | | |
|---|---|---|---|---|---|---|---|---|---|---|---|---|---|---|---|---|--|---|---|---|
| 8 Brandon Lowe, L (1,4) OBP: 0.337, SLG: 0.498 |  |  | | |  | |  | | | 4 | 0 | 0 | 0 | 0 | 2 | 0 | Tampa Bay Rays @ Baltimore Orioles Oriole Park at Camden Yards, Baltimore, MD Fri Aug 27 2021, 7:07 PM - 9:32 PM EDT Att: 7,155 - Partly Cloudy - 82 F | | | |
| 23 Nelson Cruz, R (1,10) OBP: 0.344, SLG: 0.515 |  |  | | |  | |  | | | 4 | 0 | 0 | 0 | 0 | 1 | 0 | | | | |
| 5 Wander Franco, S (1,6) OBP: 0.321, SLG: 0.450 |  | | |  | |  | |  | | 3 | 1 | 0 | 0 | 1 | 0 | 0 | | | | |
| 17 Austin Meadows, L (1,7) OBP: 0.323, SLG: 0.453 |  | | |  | |  | |  | | 4 | 1 | 1 | 0 | 0 | 0 | 0 | | | | |
| 35 Brett Phillips, L (8,7) |  | | |  | |  | |  | | 4 | 1 | 1 | 1 | 0 | 0 | 0 | | | | |
| 2 Yandy Diaz, R (1,3) OBP: 0.360, SLG: 0.370 |  | | | | | | | | | 4 | 1 | 1 | 1 | 0 | 0 | 0 | | | | |
| 18 Joey Wendle, L (1,5) OBP: 0.321, SLG: 0.419 |  | | | |  | |  | |  | 4 | 0 | 1 | 0 | 0 | 1 | 0 | | | | |
| 13 Manuel Margot, R (1,9) OBP: 0.307, SLG: 0.395 |  | | |  | | |  | |  | 3 | 1 | 1 | 2 | 0 | 0 | 0 | | | | |
| 39 Kevin Kiermaier, L (1,8) OBP: 0.302, SLG: 0.353 |  | | |  | | |  | |  | 3 | 1 | 0 | 0 | 1 | 1 | 2 | | | | |
| 10 Mike Zunino, R (1,2) OBP: 0.296, SLG: 0.563 | |  | | |  | |  | | | 3 | 1 | 1 | 3 | 0 | 0 | 0 | | | | |
| Inning Stats | R: 3 E: 0 K: 3 S: 22 | H: 4 LOB: 2 BB: 1 P: 36 | R: 0 E: 0 K: 1 S: 7 | H: 0 LOB: 0 BB: 0 P: 10 | R: 0 E: 0 K: 0 S: 7 | H: 0 LOB: 0 BB: 0 P: 14 | R: 0 E: 0 K: 0 S: 6 | H: 0 LOB: 0 BB: 0 P: 8 | R: 0 E: 0 K: 0 S: 6 | H: 0 LOB: 0 BB: 0 P: 11 | R: 3 E: 0 K: 0 S: 13 | H: 1 LOB: 0 BB: 1 P: 26 | R: 0 E: 0 K: 0 S: 7 | H: 0 LOB: 0 BB: 0 P: 11 | R: 0 E: 0 K: 1 S: 9 | H: 0 LOB: 0 BB: 0 P: 12 | 1B: 4 2B: 0 3B: 0 HR: 1 | SF: 0 SAC: 0 DP: 0 HBP: 1 | WP: 0 PB: 0 SB: 0 CS: 0 | PA: 35 |
| PITCHER | IP WLS BF H R ER SO BB IBB HBP BLK WP HR S P ERA WHIP | IP WLS BF H R ER SO BB IBB HBP BLK WP HR S P ERA WHIP | IP WLS BF H R ER SO BB IBB HBP BLK WP HR S P ERA WHIP | IP WLS BF H R ER SO BB IBB HBP BLK WP HR S P ERA WHIP | IP WLS BF H R ER SO BB IBB HBP BLK WP HR S P ERA WHIP | IP WLS BF H R ER SO BB IBB HBP BLK WP HR S P ERA WHIP | IP WLS BF H R ER SO BB IBB HBP BLK WP HR S P ERA WHIP | IP WLS BF H R ER SO BB IBB HBP BLK WP HR S P ERA WHIP | IP WLS BF H R ER SO BB IBB HBP BLK WP HR S P ERA WHIP | IP WLS BF H R ER SO BB IBB HBP BLK WP HR S P ERA WHIP | IP WLS BF H R ER SO BB IBB HBP BLK WP HR S P ERA WHIP | IP WLS BF H R ER SO BB IBB HBP BLK WP HR S P ERA WHIP | IP WLS BF H R ER SO BB IBB HBP BLK WP HR S P ERA WHIP | IP WLS BF H R ER SO BB IBB HBP BLK WP HR S P ERA WHIP | IP WLS BF H R ER SO BB IBB HBP BLK WP HR S P ERA WHIP | IP WLS BF H R ER SO BB IBB HBP BLK WP HR S P ERA WHIP | IP WLS BF H R ER SO BB IBB HBP BLK WP HR S P ERA WHIP | IP WLS BF H R ER SO BB IBB HBP BLK WP HR S P ERA WHIP | IP WLS BF H R ER SO BB IBB HBP BLK WP HR S P ERA WHIP | IP WLS BF H R ER SO BB IBB HBP BLK WP HR S P ERA WHIP |

| | |
|-----|----|
| AB | 32 |
| R | 6 |
| H | 5 |
| RBI | 6 |
| BB | 2 |
| SO | 5 |
| LOB | 2 |



| Batter | 1 | 2 | 3 | 4 | 5 | 6 | 7 | 8 | 9 | AB | R | H | RBI | BB | SO | LOB | BOTTOM | | | | | |
|---|---|---|---|---|---|---|---|---|---|---|---|---|---|---|---|---|--|---|---|---|------------------------------------|----------------------------------|
| 31 Cedric Mullins, L (1,8) OBP: 0.372, SLG: 0.534 |  | |  | |  | |  | |  | 5 | 1 | 2 | 1 | 0 | 0 | 1 | Tampa Bay Rays @ Baltimore Orioles Oriole Park at Camden Yards, Baltimore, MD Fri Aug 27 2021, 7:07 PM - 9:32 PM EDT Att: 7,155 - Partly Cloudy - 82 F | | | | | |
| 6 Ryan Mountcastle, R (1,3) OBP: 0.307, SLG: 0.499 |  | | |  |  | |  | |  | 5 | 0 | 0 | 0 | 0 | 2 | 2 | | | | | | |
| 16 Trey Mancini, R (1,10) OBP: 0.319, SLG: 0.450 |  | | |  |  | | | |  | 4 | 1 | 1 | 0 | 0 | 0 | 1 | | | | | | |
| 25 Anthony Santander, S (1,9) OBP: 0.298, SLG: 0.456 | |  | |  | |  | |  | | 3 | 0 | 1 | 0 | 0 | 1 | 1 | | | | | | |
| 21 Austin Hays, R (1,7) OBP: 0.290, SLG: 0.425 |  | | |  |  | |  | |  | 4 | 1 | 2 | 2 | 0 | 1 | 2 | | | | | | |
| 29 Ramón Uriás, R (1,6) OBP: 0.360, SLG: 0.435 |  | | |  |  | |  | |  | 3 | 0 | 2 | 0 | 0 | 0 | 1 | | | | | | |
| 28 Pedro Severino, R (1,2) OBP: 0.301, SLG: 0.380 | | | | | | | | | | 4 | 0 | 1 | 0 | 0 | 0 | 4 | | | | | | |
| 37 Jahmai Jones, R (1,4) OBP: 0.167, SLG: 0.176 | | | | | | | | | | 4 | 0 | 0 | 0 | 0 | 1 | 2 | | | | | | |
| 82 Kelvin Gutiérrez, R (1,5) OBP: 0.298, SLG: 0.271 | | | | | | | | | | 4 | 0 | 1 | 0 | 0 | 0 | 0 | | | | | | |
| Inning Stats | R: 0 E: 0 K: 1 S: 11 | H: 0 LOB: 0 BB: 0 P: 13 | R: 0 E: 0 K: 1 S: 5 | H: 1 LOB: 0 BB: 0 P: 7 | R: 0 E: 0 K: 0 S: 7 | H: 1 LOB: 0 BB: 0 P: 10 | R: 2 E: 0 K: 1 S: 17 | H: 4 LOB: 2 BB: 0 P: 26 | R: 0 E: 0 K: 0 S: 6 | H: 1 LOB: 1 BB: 0 P: 9 | R: 0 E: 0 K: 1 S: 7 | H: 1 LOB: 0 BB: 0 P: 13 | R: 0 E: 0 K: 0 S: 6 | H: 0 LOB: 1 BB: 0 P: 12 | R: 0 E: 0 K: 0 S: 12 | H: 1 LOB: 2 BB: 0 P: 19 | | R: 1 E: 0 K: 1 S: 7 | H: 1 LOB: 0 BB: 0 P: 8 | 1B: 7 2B: 1 3B: 0 HR: 2 | SF: 0 SAC: 0 DP: 2 HBP: 2 | WP: 0 PB: 0 SB: 0 CS: 0 |
| PITCHER | IP WLS BF H R ER SO BB IBB HBP BLK WP HR S P ERA WHIP | IP WLS BF H R ER SO BB IBB HBP BLK WP HR S P ERA WHIP | IP WLS BF H R ER SO BB IBB HBP BLK WP HR S P ERA WHIP | IP WLS BF H R ER SO BB IBB HBP BLK WP HR S P ERA WHIP | IP WLS BF H R ER SO BB IBB HBP BLK WP HR S P ERA WHIP | IP WLS BF H R ER SO BB IBB HBP BLK WP HR S P ERA WHIP | IP WLS BF H R ER SO BB IBB HBP BLK WP HR S P ERA WHIP | IP WLS BF H R ER SO BB IBB HBP BLK WP HR S P ERA WHIP | IP WLS BF H R ER SO BB IBB HBP BLK WP HR S P ERA WHIP | IP WLS BF H R ER SO BB IBB HBP BLK WP HR S P ERA WHIP | IP WLS BF H R ER SO BB IBB HBP BLK WP HR S P ERA WHIP | IP WLS BF H R ER SO BB IBB HBP BLK WP HR S P ERA WHIP | IP WLS BF H R ER SO BB IBB HBP BLK WP HR S P ERA WHIP | IP WLS BF H R ER SO BB IBB HBP BLK WP HR S P ERA WHIP | IP WLS BF H R ER SO BB IBB HBP BLK WP HR S P ERA WHIP | IP WLS BF H R ER SO BB IBB HBP BLK WP HR S P ERA WHIP | IP WLS BF H R ER SO BB IBB HBP BLK WP HR S P ERA WHIP | IP WLS BF H R ER SO BB IBB HBP BLK WP HR S P ERA WHIP | IP WLS BF H R ER SO BB IBB HBP BLK WP HR S P ERA WHIP | IP WLS BF H R ER SO BB IBB HBP BLK WP HR S P ERA WHIP | | |

| | |
|-----|----|
| AB | 36 |
| R | 3 |
| H | 10 |
| RBI | 3 |
| BB | 0 |
| SO | 5 |
| LOB | 14 |

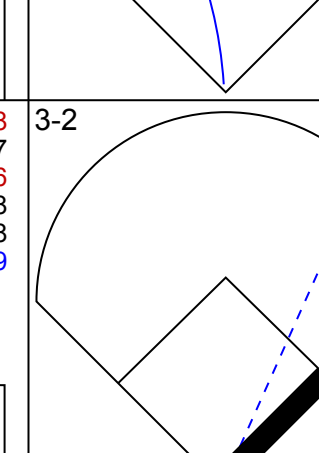
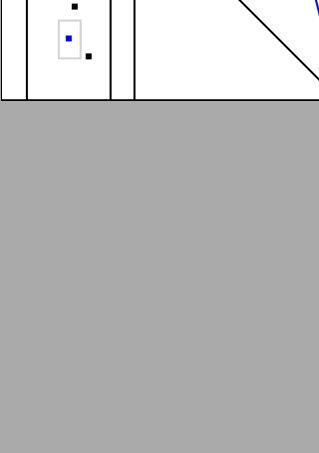

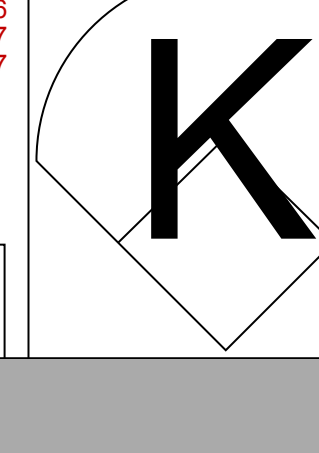


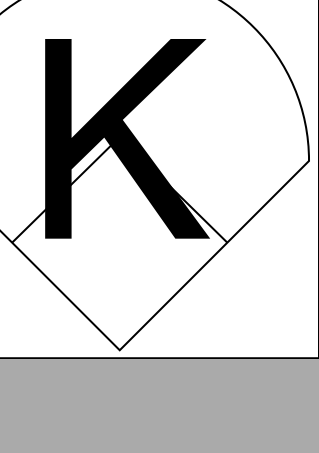

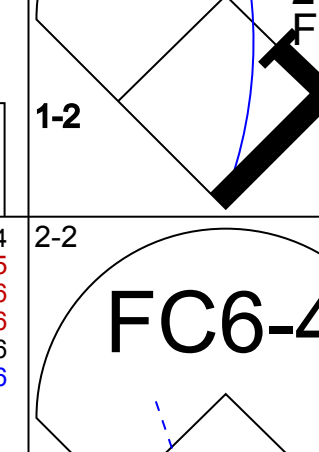
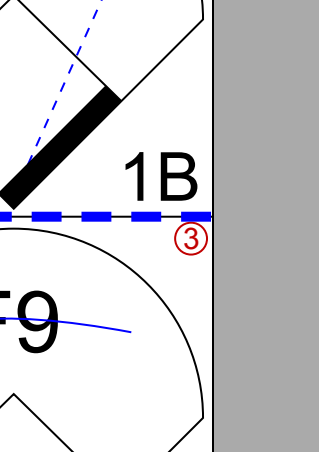


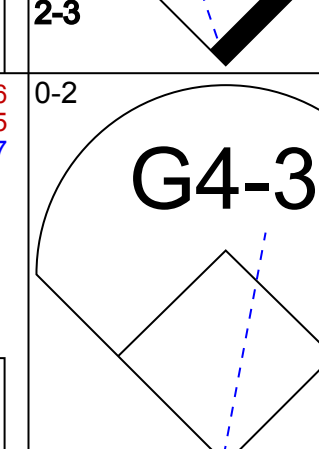

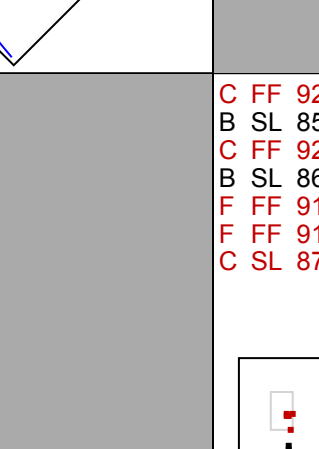

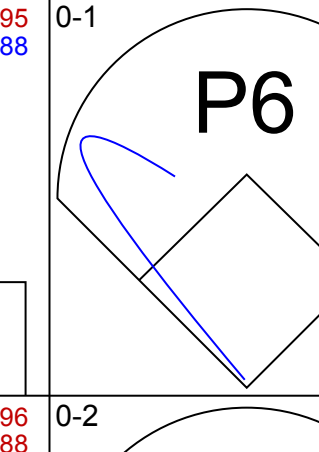
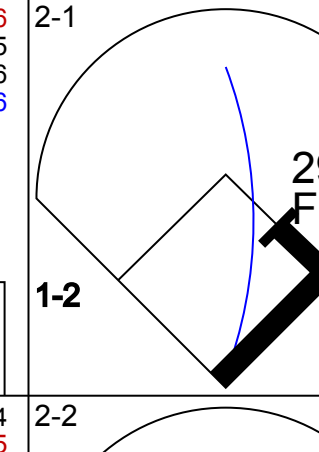

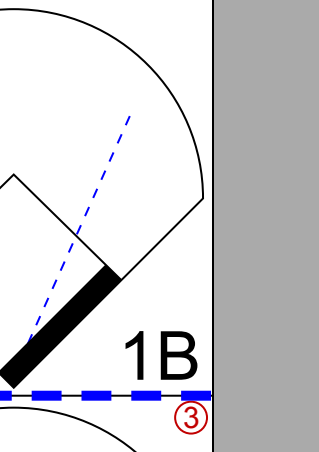


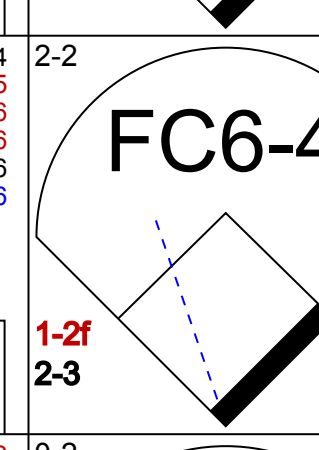

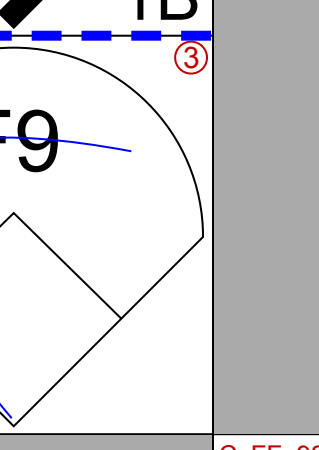

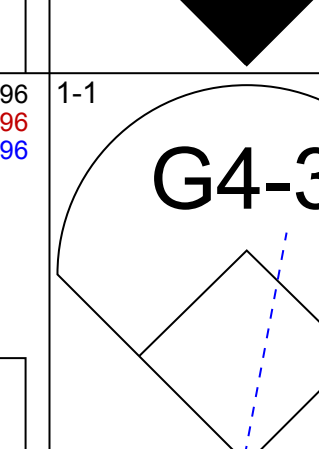
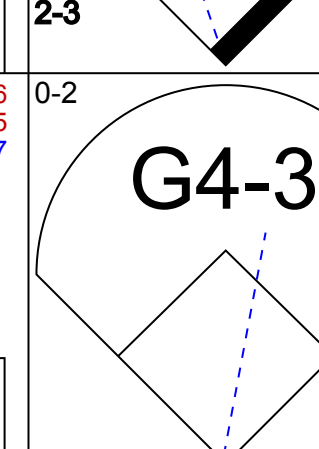
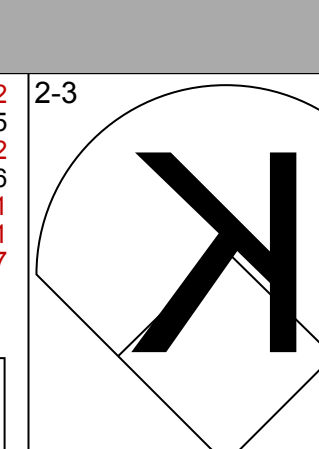

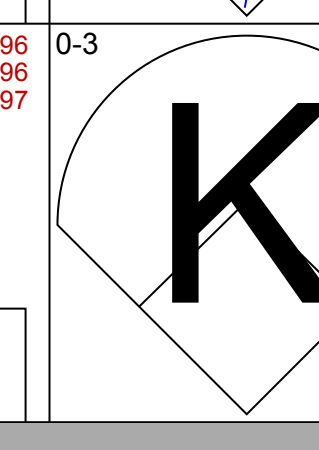
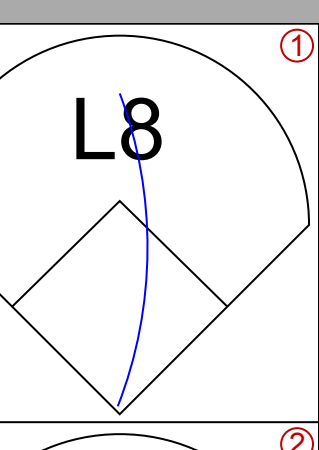
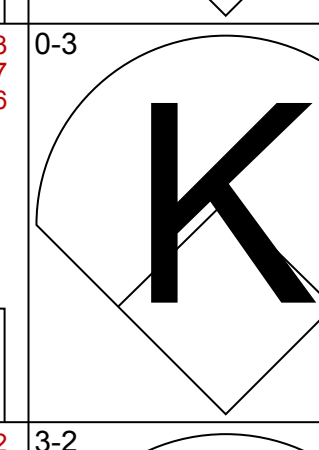
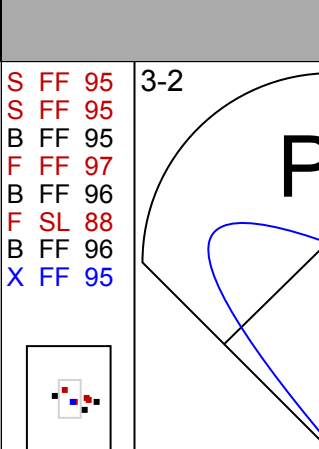
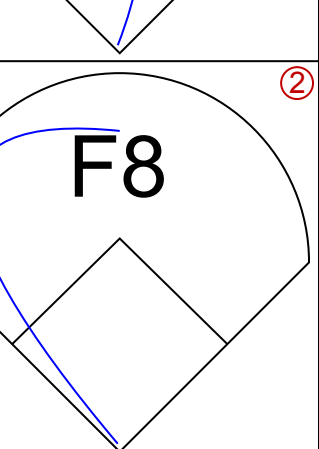
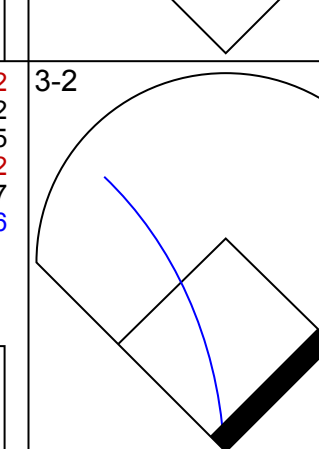


| Batter | 1 | 2 | 3 | 4 | 5 | 6 | 7 | 8 | 9 | AB | R | H | RBI | BB | SO | LOB | TOP | | | |
|--|---------------------------------------|---------------------------------------|---------------------------------------|---------------------------------------|---------------------------------------|---------------------------------------|---------------------------------------|---------------------------------------|---------------------------------------|---------------------------------------|---------------------------------------|---------------------------------------|---------------------------------------|---------------------------------------|---------------------------------------|---------------------------------------|--|------------------------------------|----------------------------------|--------|
| 56 Randy Arozarena, R (1, 7) OBP: 0.351, SLG: 0.456 | G5-3 | | G1-3 | | | | | HR | | 4 | 1 | 1 | 2 | 0 | 1 | 1 | Tampa Bay Rays @ Baltimore Orioles Oriole Park at Camden Yards, Baltimore, MD Sat Aug 28 2021, 7:08 PM - 9:56 PM EDT Att: 11,110 - Cloudy - 81°F | | | |
| 23 Nelson Cruz, R (1, 10) OBP: 0.341, SLG: 0.510 | K | | | K | | P5 | | F9 | | 4 | 0 | 0 | 0 | 0 | 2 | 0 | | | | |
| 5 Wander Franco, S (1, 6) OBP: 0.330, SLG: 0.446 | F9 | | | G5-3 | | | L6 | | | 4 | 0 | 1 | 0 | 0 | 0 | 0 | | | | |
| 2 Yandy Diaz, R (7, 3) OBP: 0.361, SLG: 0.374 | K | | | | | | | K | | 4 | 1 | 2 | 0 | 0 | 2 | 1 | | | | |
| 8 Brandon Lowe, L (1, 4) OBP: 0.336, SLG: 0.498 | K2-3 | | | P2 | | | | F9 | | 4 | 1 | 1 | 0 | 0 | 1 | 2 | | | | |
| 13 Manuel Margot, R (1, 9) OBP: 0.308, SLG: 0.395 | | | | | | | | | | | | | | | | | | | | |
| 17 Austin Meadows, L (7, PH) OBP: 0.322, SLG: 0.451 | G6-3 | | | | | | | | | 2 | 0 | 1 | 0 | 0 | 0 | 0 | | | | |
| 35 Brett Phillips, L (9, 9) OBP: 0.312, SLG: 0.414 | | | | | | | | | | 0 | 0 | 0 | 0 | 0 | 0 | 0 | | | | |
| 25 Jordan Luplow, R (1, 3) OBP: 0.313, SLG: 0.383 | | | | P2 | | | | | | 2 | 0 | 0 | 0 | 0 | 0 | 1 | | | | |
| 18 Joey Wendle, L (7, PH) OBP: 0.321, SLG: 0.423 | | | | F7 | | | | | | 2 | 0 | 1 | 1 | 0 | 1 | 0 | | | | |
| 28 Francisco Mejia, S (1, 2) OBP: 0.320, SLG: 0.437 | | | | G5-3 | | | G4-6-3 | | | 4 | 0 | 0 | 0 | 0 | 0 | 2 | | | | |
| 39 Kevin Kiermaier, L (1, 8) OBP: 0.305, SLG: 0.354 | | | | | | | | | | 2 | 1 | 1 | 0 | 1 | 0 | 0 | | | | |
| Inning Stats | R: 0 E: 0 K: 1 S: 10 | H: 0 LOB: 0 BB: 0 P: 14 | R: 0 E: 0 K: 2 S: 9 | H: 0 LOB: 0 BB: 0 P: 15 | R: 0 E: 0 K: 0 S: 9 | H: 1 LOB: 0 BB: 0 P: 14 | R: 0 E: 0 K: 1 S: 11 | H: 1 LOB: 1 BB: 0 P: 16 | R: 0 E: 0 K: 0 S: 5 | H: 0 LOB: 0 BB: 0 P: 7 | R: 2 E: 0 K: 0 S: 9 | H: 3 LOB: 1 BB: 0 P: 18 | R: 2 E: 0 K: 1 S: 12 | H: 2 LOB: 1 BB: 1 P: 18 | R: 0 E: 0 K: 1 S: 9 | H: 0 LOB: 0 BB: 0 P: 11 | 1B: 4 2B: 3 3B: 0 HR: 1 | SF: 0 SAC: 0 DP: 1 HBP: 0 | WP: 1 PB: 0 SB: 0 CS: 0 | PA: 35 |
| PITCHER | IP WLS BF H R ER SO | IP WLS BF H R ER SO | IP WLS BF H R ER SO | IP WLS BF H R ER SO | IP WLS BF H R ER SO | IP WLS BF H R ER SO | IP WLS BF H R ER SO | IP WLS BF H R ER SO | IP WLS BF H R ER SO | IP WLS BF H R ER SO | IP WLS BF H R ER SO | IP WLS BF H R ER SO | IP WLS BF H R ER SO | IP WLS BF H R ER SO | IP WLS BF H R ER SO | IP WLS BF H R ER SO | ERA WHIP | ERA WHIP | | |
| 47 John Means, L (1, 1) ERA: 3.46 | 6.1 | | 23 | 5 | 2 | 2 | 5 | 0 | 0 | 0 | 0 | 0 | 0 | 0 | 0 | 0 | 0 | 2.84 | 0.789 | |
| 55 Dillon Tate, R (7, 1) ERA: 4.14 | 0.2 | H | 3 | 1 | 0 | 0 | 0 | 0 | 0 | 0 | 0 | 0 | 1 | 0 | 4 | 9 | 0.00 | 1.500 | | |
| 54 Cole Sulser, R (8, 1) ERA: 3.19 | 1.0 | L | 6 | 2 | 2 | 2 | 1 | 1 | 0 | 0 | 0 | 0 | 0 | 1 | 12 | 18 | 18.00 | 3.000 | | |
| 58 Fernando Abad, L (9, 1) ERA: 7.88 | 1.0 | | 3 | 0 | 0 | 0 | 1 | 0 | 0 | 0 | 0 | 0 | 0 | 0 | 9 | 11 | 0.00 | 0.000 | | |

| Batter | 1 | 2 | 3 | 4 | 5 | 6 | 7 | 8 | 9 | AB | R | H | RBI | BB | SO | LOB | BOTTOM | | | | | |
|--|---------------------------------------|---------------------------------------|---------------------------------------|---------------------------------------|---------------------------------------|---------------------------------------|---------------------------------------|---------------------------------------|---------------------------------------|---------------------------------------|---------------------------------------|---------------------------------------|---------------------------------------|---------------------------------------|---------------------------------------|---------------------------------------|--|----------------------------------|----------------------------------|------------------------------------|----------------------------------|--------|
| 31 Cedric Mullins, L (1, 8) OBP: 0.371, SLG: 0.531 | K | | K | | | | F9 | | | 3 | 0 | 0 | 0 | 0 | 2 | 1 | Tampa Bay Rays @ Baltimore Orioles Oriole Park at Camden Yards, Baltimore, MD Sat Aug 28 2021, 7:08 PM - 9:56 PM EDT Att: 11,110 - Cloudy - 81°F | | | | | |
| 6 Ryan Mountcastle, R (1, 3) OBP: 0.306, SLG: 0.464 | F7 | | | | | HBP | | | | 2 | 0 | 0 | 1 | 1 | 0 | 0 | | | | | | |
| 25 Anthony Santander, S (1, 9) OBP: 0.295, SLG: 0.490 | K2-3 | | | | | | | | | 4 | 0 | 0 | 0 | 0 | 1 | 4 | | | | | | |
| 16 Trey Mancini, R (1, 10) OBP: 0.317, SLG: 0.446 | L9 | | | K | | | | | | 4 | 0 | 0 | 0 | 0 | 1 | 0 | | | | | | |
| 24 DJ Stewart, L (1, 7) OBP: 0.329, SLG: 0.385 | | | | | | | | | | 2 | 0 | 1 | 0 | 0 | 0 | 0 | | | | | | |
| 21 Austin Hays, R (6, PH) OBP: 0.291, SLG: 0.431 | | | | | | | | | | 2 | 1 | 1 | 0 | 0 | 1 | 0 | | | | | | |
| 29 Ramón Uriás, R (1, 6) OBP: 0.358, SLG: 0.429 | K | | | | | | | | | 3 | 1 | 0 | 0 | 1 | 1 | 1 | | | | | | |
| 28 Pedro Severino, R (1, 2) OBP: 0.303, SLG: 0.389 | L7 | | | | | | | | | 4 | 1 | 2 | 1 | 0 | 0 | 1 | | | | | | |
| 26 Jorge Mateo, R (1, 4) OBP: 0.310, SLG: 0.393 | | | | | | | | | | 4 | 0 | 2 | 1 | 0 | 1 | 1 | | | | | | |
| 82 Kelvin Gutiérrez, R (1, 5) OBP: 0.298, SLG: 0.266 | | | | | | | | | | 3 | 0 | 0 | 0 | 1 | 1 | 3 | | | | | | |
| Inning Stats | R: 0 E: 0 K: 2 S: 10 | H: 0 LOB: 0 BB: 0 P: 17 | R: 0 E: 0 K: 1 S: 11 | H: 1 LOB: 1 BB: 0 P: 16 | R: 0 E: 0 K: 1 S: 13 | H: 1 LOB: 2 BB: 1 P: 23 | R: 0 E: 0 K: 1 S: 7 | H: 0 LOB: 0 BB: 0 P: 10 | R: 1 E: 0 K: 1 S: 14 | H: 1 LOB: 2 BB: 1 P: 26 | R: 2 E: 0 K: 0 S: 14 | H: 3 LOB: 1 BB: 1 P: 19 | R: 0 E: 0 K: 0 S: 11 | H: 0 LOB: 0 BB: 0 P: 14 | R: 0 E: 0 K: 1 S: 8 | H: 0 LOB: 0 BB: 0 P: 10 | R: 0 E: 0 K: 1 S: 8 | H: 0 LOB: 0 BB: 0 P: 10 | 1B: 3 2B: 3 3B: 1 HR: 0 | SF: 1 SAC: 0 DP: 1 HBP: 1 | WP: 0 PB: 0 SB: 1 CS: 0 | PA: 36 |
| PITCHER | IP WLS BF H R ER SO | IP WLS BF H R ER SO | IP WLS BF H R ER SO | IP WLS BF H R ER SO | IP WLS BF H R ER SO | IP WLS BF H R ER SO | IP WLS BF H R ER SO | IP WLS BF H R ER SO | IP WLS BF H R ER SO | IP WLS BF H R ER SO | IP WLS BF H R ER SO | IP WLS BF H R ER SO | IP WLS BF H R ER SO | IP WLS BF H R ER SO | IP WLS BF H R ER SO | IP WLS BF H R ER SO | ERA WHIP | ERA WHIP | | | | |
| 52 Michael Wacha, R (1, 1) ERA: 5.7 | 4.1 | | 18 | 3 | 1 | 1 | 6 | 2 | 0 | 0 | 0 | 0 | 0 | 0 | 0 | 0 | 2.08 | 1.154 | | | | |
| 55 Adam Conley, L (5, 1) ERA: 3.38 | 1.2 | | 9 | 3 | 2 | 2 | 0 | 1 | 0 | 1 | 0 | 0 | 0 | 0 | 0 | 0 | 10.80 | 2.400 | | | | |
| 84 JT Chargois, R (7, 1) ERA: 2.35 | 1.0 | W | 3 | 0 | 0 | 0 | 0 | 0 | 0 | 0 | 0 | 0 | 0 | 0 | 11 | 14 | 0.00 | 0.000 | | | | |
| 36 Andrew Kittredge, R (8, 1) ERA: 1.32 | 2.0 | S | 6 | 0 | 0 | 0 | 2 | 0 | 0 | 0 | 0 | 0 | 0 | 0 | 16 | 20 | 0.00 | 0.000 | | | | |



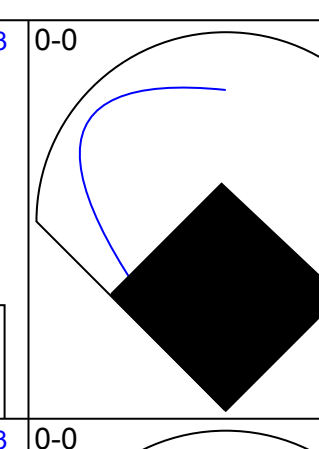
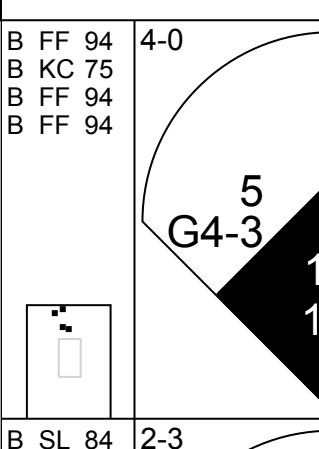
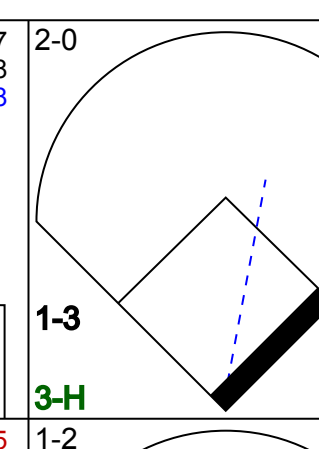
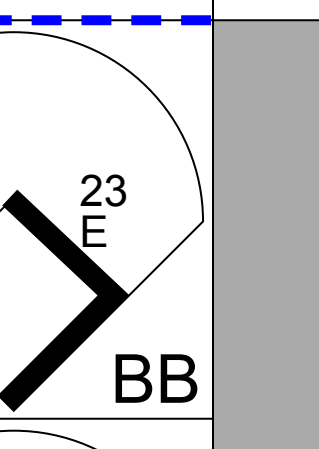
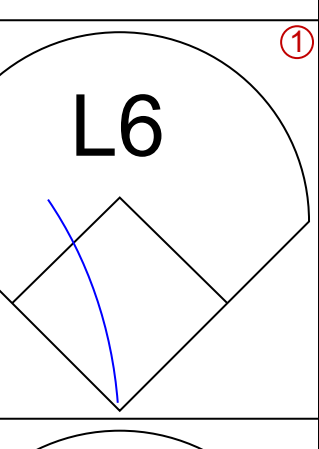
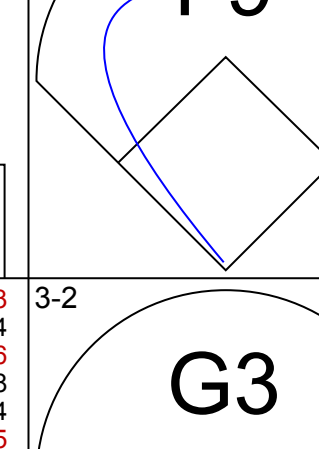
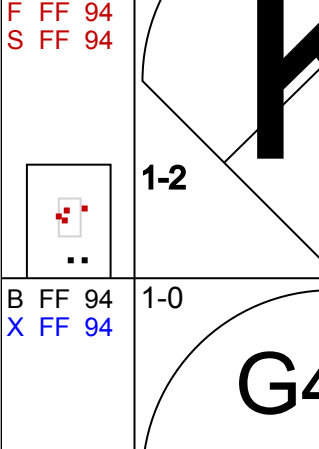
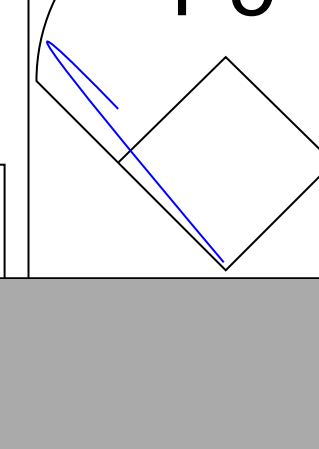
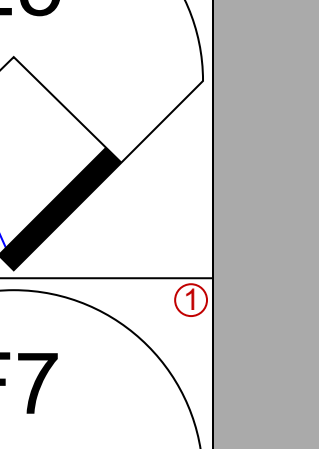
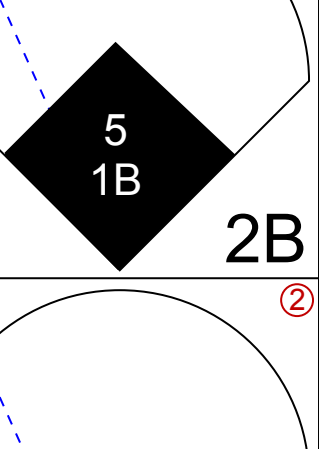
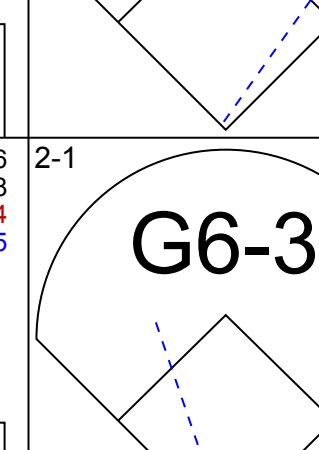
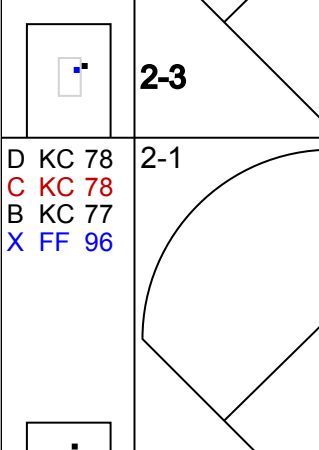
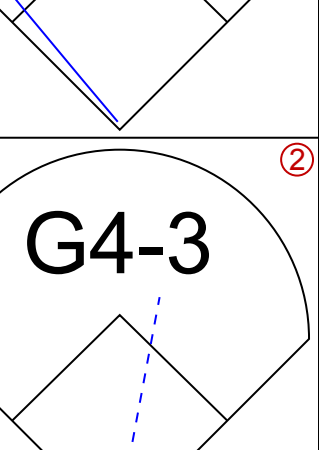
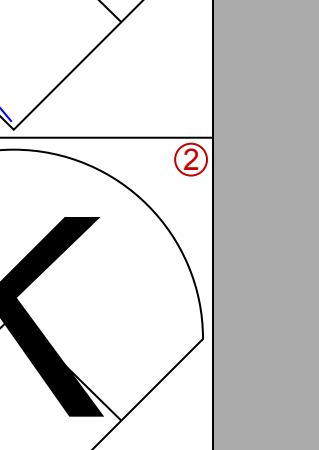
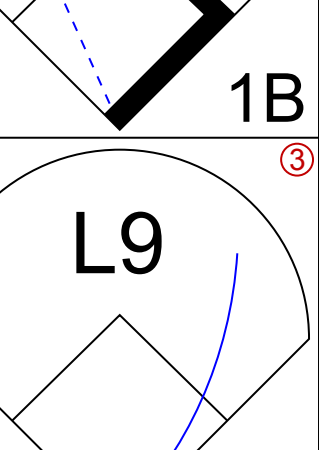

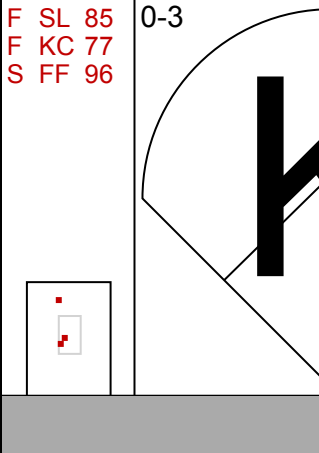
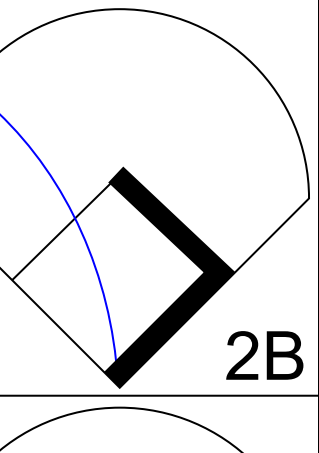
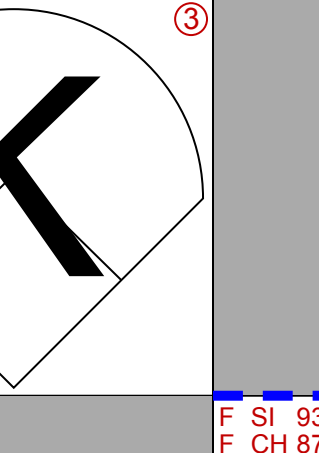

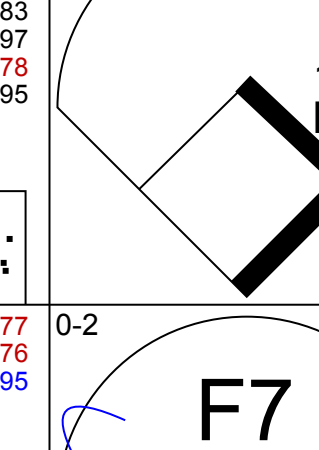
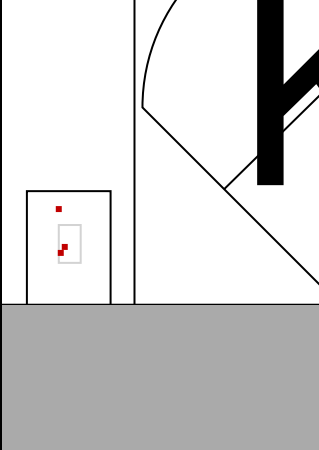
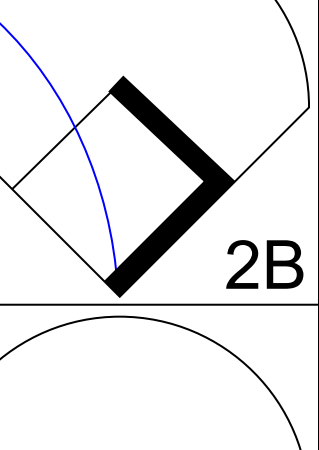
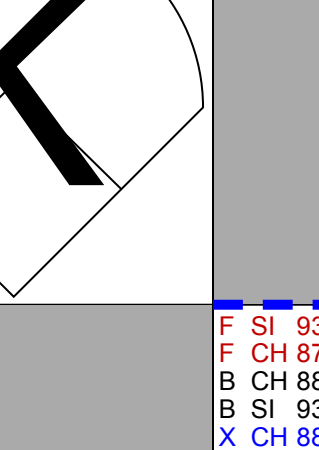

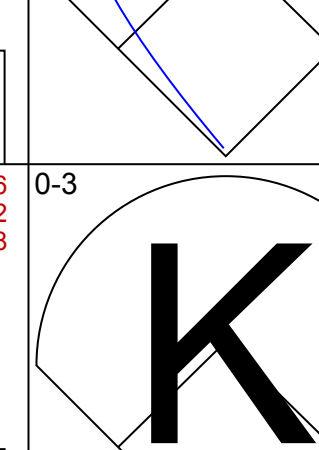
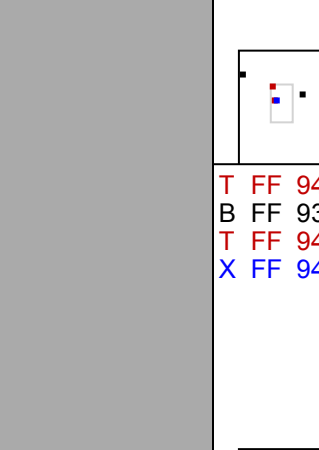

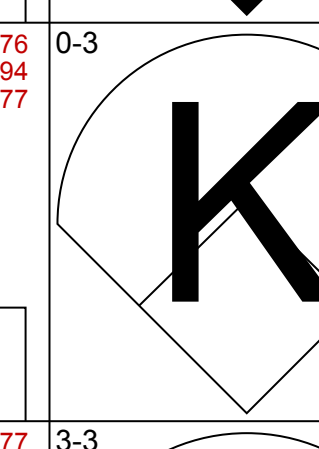


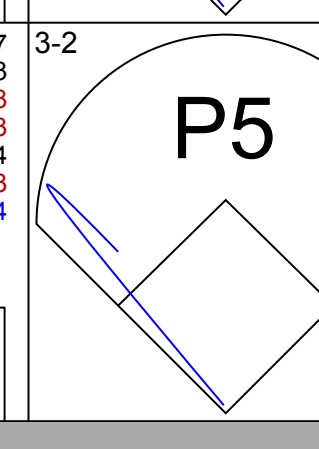
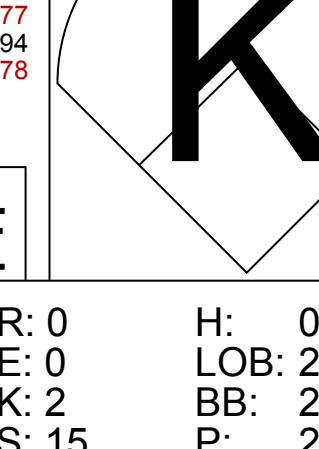
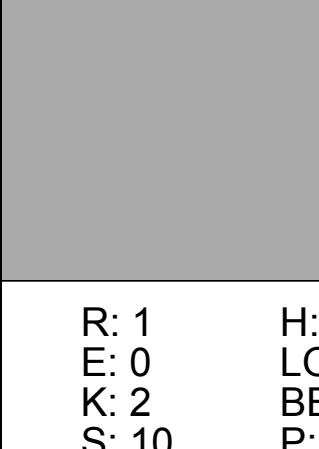
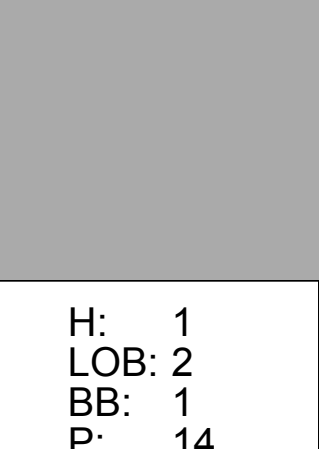
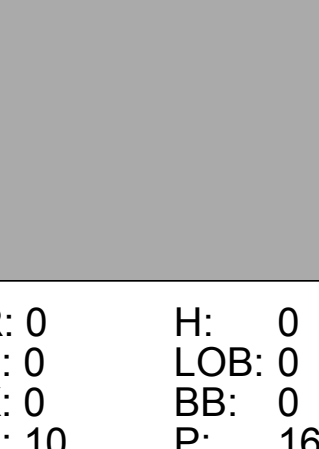
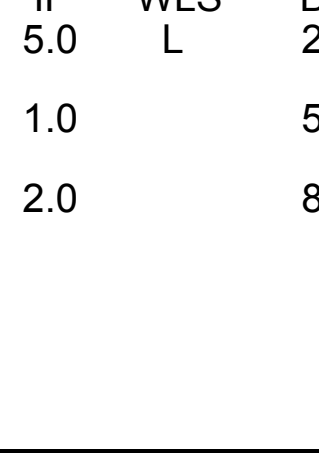




| Batter | 1 | 2 | 3 | 4 | 5 | 6 | 7 | 8 | 9 | AB | R | H | RBI | BB | SO | LOB | TOP | | | | | | | | | | |
|---|---|---|---|---|---|---|---|---|---|---|---|---|---|---|---|---|--|---|---|---|---|---|---|---|---|---|--|
| 8 Brandon Lowe, L (1.4) OBP: 0.335, SLG: 0.497 | | | | | | | | | | 5 | 1 | 1 | 0 | 0 | 0 | 2 | Tampa Bay Rays @ Baltimore Orioles Oriole Park at Camden Yards, Baltimore, MD Sun Aug 29 2021, 1:06 PM - 4:15 PM EDT Att: 8,353 - Partly Cloudy - 81 F livebaseballscorecards.com | | | | | | | | | | |
| 56 Randy Arozarena, R (1.7) OBP: 0.351, SLG: 0.455 | | | | | | | | | | 5 | 2 | 2 | 1 | 0 | 2 | 2 | | | | | | | | | | | |
| 5 Wander Franco, S (1.6) OBP: 0.336, SLG: 0.447 | | | | | | | | | | 4 | 2 | 2 | 1 | 1 | 0 | 1 | | | | | | | | | | | |
| 17 Austin Meadows, L (1.10) OBP: 0.323, SLG: 0.456 | | | | | | | | | | 4 | 2 | 1 | 2 | 1 | 2 | 1 | | | | | | | | | | | |
| 18 Joey Wendle, L (1.5) OBP: 0.327, SLG: 0.443 | | | | | | | | | | 4 | 2 | 3 | 6 | 1 | 0 | 0 | | | | | | | | | | | |
| 10 Mike Zunino, R (1.2) OBP: 0.294, SLG: 0.555 | | | | | | | | | | 4 | 0 | 0 | 0 | 1 | 1 | 1 | | | | | | | | | | | |
| 35 Brett Phillips, L (1.9) OBP: 0.311, SLG: 0.411 | | | | | | | | | | 4 | 0 | 1 | 0 | 0 | 0 | 2 | | | | | | | | | | | |
| 25 Jordan Luplow, R (1.3) OBP: 0.318, SLG: 0.411 | | | | | | | | | | 4 | 2 | 2 | 1 | 0 | 1 | 1 | | | | | | | | | | | |
| 2 Yandy Diaz, R (9.3) OBP: 0.351, SLG: 0.374 | | | | | | | | | | 0 | 0 | 0 | 0 | 0 | 0 | 0 | | | | | | | | | | | |
| 39 Kevin Kiermaier, L (1.8) OBP: 0.304, SLG: 0.352 | | | | | | | | | | 4 | 1 | 1 | 0 | 0 | 1 | 1 | | | | | | | | | | | |
| Inning Stats | R: 2 E: 0 K: 1 S: 14 | H: 3 LOB: 2 BB: 1 P: 25 | R: 1 E: 0 K: 1 S: 10 | H: 1 LOB: 0 BB: 0 P: 16 | R: 0 E: 0 K: 0 S: 5 | H: 0 LOB: 0 BB: 0 P: 8 | R: 0 E: 0 K: 1 S: 6 | H: 0 LOB: 0 BB: 0 P: 10 | R: 0 E: 0 K: 1 S: 7 | H: 0 LOB: 0 BB: 0 P: 9 | R: 3 E: 0 K: 0 S: 16 | H: 4 LOB: 1 BB: 0 P: 24 | R: 4 E: 0 K: 1 S: 16 | H: 2 LOB: 0 BB: 2 P: 29 | R: 2 E: 0 K: 1 S: 14 | H: 3 LOB: 0 BB: 0 P: 19 | R: 0 E: 0 K: 1 S: 7 | H: 0 LOB: 0 BB: 1 P: 12 | 1B: 8 2B: 1 3B: 0 HR: 4 | SF: 0 SAC: 0 DP: 1 HBP: 0 | WP: 0 PB: 0 SB: 1 CS: 0 | PA: 42 | | | | | |
| PITCHER | IP WLS BF H R ER SO BB IBB HBP BLK WP HR S P ERA WHIP | IP WLS BF H R ER SO BB IBB HBP BLK WP HR S P ERA WHIP | IP WLS BF H R ER SO BB IBB HBP BLK WP HR S P ERA WHIP | IP WLS BF H R ER SO BB IBB HBP BLK WP HR S P ERA WHIP | IP WLS BF H R ER SO BB IBB HBP BLK WP HR S P ERA WHIP | IP WLS BF H R ER SO BB IBB HBP BLK WP HR S P ERA WHIP | IP WLS BF H R ER SO BB IBB HBP BLK WP HR S P ERA WHIP | IP WLS BF H R ER SO BB IBB HBP BLK WP HR S P ERA WHIP | IP WLS BF H R ER SO BB IBB HBP BLK WP HR S P ERA WHIP | IP WLS BF H R ER SO BB IBB HBP BLK WP HR S P ERA WHIP | IP WLS BF H R ER SO BB IBB HBP BLK WP HR S P ERA WHIP | IP WLS BF H R ER SO BB IBB HBP BLK WP HR S P ERA WHIP | IP WLS BF H R ER SO BB IBB HBP BLK WP HR S P ERA WHIP | IP WLS BF H R ER SO BB IBB HBP BLK WP HR S P ERA WHIP | IP WLS BF H R ER SO BB IBB HBP BLK WP HR S P ERA WHIP | IP WLS BF H R ER SO BB IBB HBP BLK WP HR S P ERA WHIP | IP WLS BF H R ER SO BB IBB HBP BLK WP HR S P ERA WHIP | IP WLS BF H R ER SO BB IBB HBP BLK WP HR S P ERA WHIP | IP WLS BF H R ER SO BB IBB HBP BLK WP HR S P ERA WHIP | IP WLS BF H R ER SO BB IBB HBP BLK WP HR S P ERA WHIP | IP WLS BF H R ER SO BB IBB HBP BLK WP HR S P ERA WHIP | IP WLS BF H R ER SO BB IBB HBP BLK WP HR S P ERA WHIP | IP WLS BF H R ER SO BB IBB HBP BLK WP HR S P ERA WHIP | | | | |
| 80 Spenser Watkins, R (1.1) ERA: 7.47 | 5.0 L 23 7 6 6 4 1 0 0 0 0 3 49 78 10.80 1.600 | 5.0 L 23 7 6 6 4 1 0 0 0 0 3 49 78 10.80 1.600 | 5.0 L 23 7 6 6 4 1 0 0 0 0 3 49 78 10.80 1.600 | 5.0 L 23 7 6 6 4 1 0 0 0 0 3 49 78 10.80 1.600 | 5.0 L 23 7 6 6 4 1 0 0 0 0 3 49 78 10.80 1.600 | 5.0 L 23 7 6 6 4 1 0 0 0 0 3 49 78 10.80 1.600 | 5.0 L 23 7 6 6 4 1 0 0 0 0 3 49 78 10.80 1.600 | 5.0 L 23 7 6 6 4 1 0 0 0 0 3 49 78 10.80 1.600 | 5.0 L 23 7 6 6 4 1 0 0 0 0 3 49 78 10.80 1.600 | 5.0 L 23 7 6 6 4 1 0 0 0 0 3 49 78 10.80 1.600 | 5.0 L 23 7 6 6 4 1 0 0 0 0 3 49 78 10.80 1.600 | 5.0 L 23 7 6 6 4 1 0 0 0 0 3 49 78 10.80 1.600 | 5.0 L 23 7 6 6 4 1 0 0 0 0 3 49 78 10.80 1.600 | 5.0 L 23 7 6 6 4 1 0 0 0 0 3 49 78 10.80 1.600 | 5.0 L 23 7 6 6 4 1 0 0 0 0 3 49 78 10.80 1.600 | 5.0 L 23 7 6 6 4 1 0 0 0 0 3 49 78 10.80 1.600 | 5.0 L 23 7 6 6 4 1 0 0 0 0 3 49 78 10.80 1.600 | 5.0 L 23 7 6 6 4 1 0 0 0 0 3 49 78 10.80 1.600 | 5.0 L 23 7 6 6 4 1 0 0 0 0 3 49 78 10.80 1.600 | 5.0 L 23 7 6 6 4 1 0 0 0 0 3 49 78 10.80 1.600 | 5.0 L 23 7 6 6 4 1 0 0 0 0 3 49 78 10.80 1.600 | 5.0 L 23 7 6 6 4 1 0 0 0 0 3 49 78 10.80 1.600 | 5.0 L 23 7 6 6 4 1 0 0 0 0 3 49 78 10.80 1.600 | 5.0 L 23 7 6 6 4 1 0 0 0 0 3 49 78 10.80 1.600 | | | |
| 48 Jorge López, R (6.1) ERA: 5.14 | 1.0 4 1 0 0 0 0 0 0 0 0 0 9 14 0.00 1.000 | 1.0 4 1 0 0 0 0 0 0 0 0 0 9 14 0.00 1.000 | 1.0 4 1 0 0 0 0 0 0 0 0 0 9 14 0.00 1.000 | 1.0 4 1 0 0 0 0 0 0 0 0 0 9 14 0.00 1.000 | 1.0 4 1 0 0 0 0 0 0 0 0 0 9 14 0.00 1.000 | 1.0 4 1 0 0 0 0 0 0 0 0 0 9 14 0.00 1.000 | 1.0 4 1 0 0 0 0 0 0 0 0 0 9 14 0.00 1.000 | 1.0 4 1 0 0 0 0 0 0 0 0 0 9 14 0.00 1.000 | 1.0 4 1 0 0 0 0 0 0 0 0 0 9 14 0.00 1.000 | 1.0 4 1 0 0 0 0 0 0 0 0 0 9 14 0.00 1.000 | 1.0 4 1 0 0 0 0 0 0 0 0 0 9 14 0.00 1.000 | 1.0 4 1 0 0 0 0 0 0 0 0 0 9 14 0.00 1.000 | 1.0 4 1 0 0 0 0 0 0 0 0 0 9 14 0.00 1.000 | 1.0 4 1 0 0 0 0 0 0 0 0 0 9 14 0.00 1.000 | 1.0 4 1 0 0 0 0 0 0 0 0 0 9 14 0.00 1.000 | 1.0 4 1 0 0 0 0 0 0 0 0 0 9 14 0.00 1.000 | 1.0 4 1 0 0 0 0 0 0 0 0 0 9 14 0.00 1.000 | 1.0 4 1 0 0 0 0 0 0 0 0 0 9 14 0.00 1.000 | 1.0 4 1 0 0 0 0 0 0 0 0 0 9 14 0.00 1.000 | 1.0 4 1 0 0 0 0 0 0 0 0 0 9 14 0.00 1.000 | 1.0 4 1 0 0 0 0 0 0 0 0 0 9 14 0.00 1.000 | 1.0 4 1 0 0 0 0 0 0 0 0 0 9 14 0.00 1.000 | 1.0 4 1 0 0 0 0 0 0 0 0 0 9 14 0.00 1.000 | 1.0 4 1 0 0 0 0 0 0 0 0 0 9 14 0.00 1.000 | 1.0 4 1 0 0 0 0 0 0 0 0 0 9 14 0.00 1.000 | 1.0 4 1 0 0 0 0 0 0 0 0 0 9 14 0.00 1.000 | |
| 51 Paul Fry, L (7.1) ERA: 6.08 | 0.1 5 2 4 4 0 0 2 0 0 0 0 1 11 22 108.00 12.000 | 0.1 5 2 4 4 0 0 2 0 0 0 0 1 11 22 108.00 12.000 | 0.1 5 2 4 4 0 0 2 0 0 0 0 1 11 22 108.00 12.000 | 0.1 5 2 4 4 0 0 2 0 0 0 0 1 11 22 108.00 12.000 | 0.1 5 2 4 4 0 0 2 0 0 0 0 1 11 22 108.00 12.000 | 0.1 5 2 4 4 0 0 2 0 0 0 0 1 11 22 108.00 12.000 | 0.1 5 2 4 4 0 0 2 0 0 0 0 1 11 22 108.00 12.000 | 0.1 5 2 4 4 0 0 2 0 0 0 0 1 11 22 108.00 12.000 | 0.1 5 2 4 4 0 0 2 0 0 0 0 1 11 22 108.00 12.000 | 0.1 5 2 4 4 0 0 2 0 0 0 0 1 11 22 108.00 12.000 | 0.1 5 2 4 4 0 0 2 0 0 0 0 1 11 22 108.00 12.000 | 0.1 5 2 4 4 0 0 2 0 0 0 0 1 11 22 108.00 12.000 | 0.1 5 2 4 4 0 0 2 0 0 0 0 1 11 22 108.00 12.000 | 0.1 5 2 4 4 0 0 2 0 0 0 0 1 11 22 108.00 12.000 | 0.1 5 2 4 4 0 0 2 0 0 0 0 1 11 22 108.00 12.000 | 0.1 5 2 4 4 0 0 2 0 0 0 0 1 11 22 108.00 12.000 | 0.1 5 2 4 4 0 0 2 0 0 0 0 1 11 22 108.00 12.000 | 0.1 5 2 4 4 0 0 2 0 0 0 0 1 11 22 108.00 12.000 | 0.1 5 2 4 4 0 0 2 0 0 0 0 1 11 22 108.00 12.000 | 0.1 5 2 4 4 0 0 2 0 0 0 0 1 11 22 108.00 12.000 | 0.1 5 2 4 4 0 0 2 0 0 0 0 1 11 22 108.00 12.000 | 0.1 5 2 4 4 0 0 2 0 0 0 0 1 11 22 108.00 12.000 | 0.1 5 2 4 4 0 0 2 0 0 0 0 1 11 22 108.00 12.000 | 0.1 5 2 4 4 0 0 2 0 0 0 0 1 11 22 108.00 12.000 | 0.1 5 2 4 4 0 0 2 0 0 0 0 1 11 22 108.00 12.000 | 0.1 5 2 4 4 0 0 2 0 0 0 0 1 11 22 108.00 12.000 | |
| 81 Conner Greene, R (7.1) ERA: 7.7 | 1.2 7 3 2 2 2 0 0 0 0 0 0 19 26 10.80 1.800 | 1.2 7 3 2 2 2 0 0 0 0 0 0 19 26 10.80 1.800 | 1.2 7 3 2 2 2 0 0 0 0 0 0 19 26 10.80 1.800 | 1.2 7 3 2 2 2 0 0 0 0 0 0 19 26 10.80 1.800 | 1.2 7 3 2 2 2 0 0 0 0 0 0 19 26 10.80 1.800 | 1.2 7 3 2 2 2 0 0 0 0 0 0 19 26 10.80 1.800 | 1.2 7 3 2 2 2 0 0 0 0 0 0 19 26 10.80 1.800 | 1.2 7 3 2 2 2 0 0 0 0 0 0 19 26 10.80 1.800 | 1.2 7 3 2 2 2 0 0 0 0 0 0 19 26 10.80 1.800 | 1.2 7 3 2 2 2 0 0 0 0 0 0 19 26 10.80 1.800 | 1.2 7 3 2 2 2 0 0 0 0 0 0 19 26 10.80 1.800 | 1.2 7 3 2 2 2 0 0 0 0 0 0 19 26 10.80 1.800 | 1.2 7 3 2 2 2 0 0 0 0 0 0 19 26 10.80 1.800 | 1.2 7 3 2 2 2 0 0 0 0 0 0 19 26 10.80 1.800 | 1.2 7 3 2 2 2 0 0 0 0 0 0 19 26 10.80 1.800 | 1.2 7 3 2 2 2 0 0 0 0 0 0 19 26 10.80 1.800 | 1.2 7 3 2 2 2 0 0 0 0 0 0 19 26 10.80 1.800 | 1.2 7 3 2 2 2 0 0 0 0 0 0 19 26 10.80 1.800 | 1.2 7 3 2 2 2 0 0 0 0 0 0 19 26 10.80 1.800 | 1.2 7 3 2 2 2 0 0 0 0 0 0 19 26 10.80 1.800 | 1.2 7 3 2 2 2 0 0 0 0 0 0 19 26 10.80 1.800 | 1.2 7 3 2 2 2 0 0 0 0 0 0 19 26 10.80 1.800 | 1.2 7 3 2 2 2 0 0 0 0 0 0 19 26 10.80 1.800 | 1.2 7 3 2 2 2 0 0 0 0 0 0 19 26 10.80 1.800 | 1.2 7 3 2 2 2 0 0 0 0 0 0 19 26 10.80 1.800 | 1.2 7 3 2 2 2 0 0 0 0 0 0 19 26 10.80 1.800 | 1.2 7 3 2 2 2 0 0 0 0 0 0 19 26 10.80 1.800 |
| 66 Tanner Scott, L (9.1) ERA: 4.22 | 1.0 3 0 0 0 1 1 0 0 0 0 0 7 12 0.00 1.000 | 1.0 3 0 0 0 1 1 0 0 0 0 0 7 12 0.00 1.000 | 1.0 3 0 0 0 1 1 0 0 0 0 0 7 12 0.00 1.000 | 1.0 3 0 0 0 | | | | | | | | | | | | | | | | | | | | | | | |

| Batter | 1 | 2 | 3 | 4 | 5 | 6 | 7 | 8 | 9 | AB | R | H | RBI | BB | SO | LOB | TOP | | | |
|---|---|--|---|---|--|---|---|---|---|----------------------------------|-------------------------------|----------------------------------|-------------------------------|----------------------------------|------------------------------|---------------------------------|----------------------------------|------------------------------------|----------------------------------|--------|
| 18 Kyle Schwarber, L (1, 10) OBP: 0.364, SLG: 0.566 |  | |  | | | |  | | | 3 | 0 | 0 | 0 | 1 | 2 | 1 | | | | |
| 11 Rafael Devers, L (1, 5) OBP: 0.349, SLG: 0.551 |  | |  | | |  | |  | | 4 | 0 | 0 | 0 | 0 | 1 | 1 | | | | |
| 28 J.D. Martinez, R (1, 7) OBP: 0.348, SLG: 0.521 |  | | |  | |  | |  | | 4 | 0 | 1 | 0 | 0 | 2 | 0 | | | | |
| 2 Xander Bogaerts, R (1, 6) OBP: 0.365, SLG: 0.500 |  | | |  |  |  | |  | | 4 | 0 | 1 | 0 | 0 | 2 | 1 | | | | |
| 99 Alex Verdugo, L (1, 9) OBP: 0.355, SLG: 0.430 | |  | |  |  |  | |  | | 4 | 0 | 2 | 0 | 0 | 0 | 0 | | | | |
| 29 Bobby Dalbec, R (1, 3) OBP: 0.294, SLG: 0.470 |  | | |  |  |  | |  | | 3 | 1 | 1 | 1 | 1 | 0 | 3 | | | | |
| 7 Christian Vázquez, R (1, 2) OBP: 0.350, SLG: 0.339 | |  | |  | | |  | |  | 4 | 0 | 0 | 0 | 0 | 1 | 3 | | | | |
| 40 Jarren Duran, L (1, 8) OBP: 0.241, SLG: 0.340 | |  | | |  | |  | | | 3 | 0 | 0 | 0 | 0 | 2 | 0 | | | | |
| 60 Yairo Muñoz, R (1, 4) OBP: 0.125, SLG: 0.125 | | |  | |  | |  | | | 3 | 0 | 1 | 0 | 0 | 0 | 0 | | | | |
| Inning Stats | R: 0 E: 0 K: 2 S: 16 | H: 1 LOB: 1 BB: 0 P: 22 | R: 1 E: 0 K: 1 S: 10 | H: 1 LOB: 0 BB: 0 P: 11 | R: 0 E: 0 K: 1 S: 9 | H: 0 LOB: 0 BB: 0 P: 15 | R: 0 E: 0 K: 0 S: 14 | H: 2 LOB: 2 BB: 0 P: 21 | R: 0 E: 0 K: 0 S: 10 | H: 1 LOB: 1 BB: 0 P: 17 | R: 0 E: 0 K: 2 S: 12 | H: 1 LOB: 1 BB: 0 P: 17 | R: 0 E: 0 K: 3 S: 10 | H: 0 LOB: 0 BB: 0 P: 14 | R: 0 E: 0 K: 0 S: 4 | H: 0 LOB: 0 BB: 1 P: 9 | 1B: 5 2B: 0 3B: 0 HR: 1 | SF: 0 SAC: 0 DP: 1 HBP: 0 | WP: 0 PB: 0 SB: 0 CS: 0 | PA: 34 |
| PITCHER | IP WLS BF H R ER SO BB IBB HBP BLK WP HR S P ERA WHIP | | | | | | | | | | | | | | | | | | | |
| 1 Luis Patiño, R (1, 1) ERA: 4.24 | 5.2 W 23 5 1 1 5 1 0 0 0 0 0 1 67 102 1.59 1.059 | | | | | | | | | | | | | | | | | | | |
| 34 J.P. Feyerherzen, R (6, 1) ERA: 2.72 | 1.1 H 5 1 0 0 2 0 0 0 0 0 0 0 14 19 0.00 0.750 | | | | | | | | | | | | | | | | | | | |
| 29 Pete Fairbanks, R (8, 1) ERA: 3.38 | 1.0 H 3 0 0 0 3 0 0 0 0 0 0 0 10 14 0.00 0.000 | | | | | | | | | | | | | | | | | | | |
| 55 Adam Conley, L (9, 1) ERA: 3.0 | 1.0 3 0 0 0 0 1 0 0 0 0 0 0 4 9 0.00 1.000 | | | | | | | | | | | | | | | | | | | |

Boston Red Sox @ Tampa Bay Rays
Tropicana Field, St. Petersburg, FL
Mon Aug 30 2021, 7:11 PM - 10:30 PM EDT
Att. 6,753 - Dome - 72 F

AB 32
R 1
H 6
RBI 1
BB 2
SO 10
LOB 9



| Batter | 1 | 2 | 3 | 4 | 5 | 6 | 7 | 8 | 9 | AB | R | H | RBI | BB | SO | LOB | BOTTOM | | | |
|--|---|---|---|---|--|---|---|---|-------------------------------|----------------------------------|-------------------------------|----------------------------------|-------------------------------|----------------------------------|-------------------------------|----------------------------------|----------------------------------|------------------------------------|----------------------------------|--------|
| 8 Brandon Lowe, L (1, 4) OBP: 0.339, SLG: 0.505 |  | |  |  | |  | |  | | 3 | 2 | 2 | 2 | 0 | 1 | | | | | |
| 23 Nelson Cruz, R (1, 10) OBP: 0.340, SLG: 0.509 |  | |  |  | |  | |  | | 5 | 1 | 1 | 1 | 0 | 1 | 5 | | | | |
| 5 Wander Franco, S (1, 6) OBP: 0.333, SLG: 0.441 |  | |  | |  |  | |  | | 5 | 0 | 1 | 2 | 0 | 0 | 4 | | | | |
| 17 Austin Meadows, L (1, 7) OBP: 0.322, SLG: 0.453 |  | |  | |  |  | |  | | 5 | 0 | 1 | 1 | 0 | 1 | 3 | | | | |
| 2 Yandy Diaz, R (1, 3) OBP: 0.362, SLG: 0.376 | |  |  | |  |  | | | | 3 | 0 | 1 | 0 | 1 | 2 | 4 | | | | |
| 18 Joey Wendle, L (1, 5) OBP: 0.327, SLG: 0.439 |  | | |  | |  | |  | | 3 | 0 | 0 | 0 | 1 | 0 | 1 | | | | |
| 13 Manuel Margot, R (1, 9) OBP: 0.307, SLG: 0.392 | |  |  | |  | |  | | | 3 | 0 | 0 | 0 | 1 | 1 | 2 | | | | |
| 39 Kevin Kiermaier, L (1, 8) OBP: 0.307, SLG: 0.358 | |  | |  | |  | |  | | 4 | 2 | 2 | 0 | 0 | 1 | 2 | | | | |
| 10 Mike Zunino, R (1, 2) OBP: 0.297, SLG: 0.551 |  | |  | |  |  | |  | | 2 | 1 | 0 | 0 | 2 | 2 | 3 | | | | |
| Inning Stats | R: 1 E: 0 K: 0 S: 8 | H: 1 LOB: 0 BB: 0 P: 13 | R: 0 E: 0 K: 2 S: 15 | H: 0 LOB: 2 BB: 2 P: 26 | R: 1 E: 0 K: 2 S: 10 | H: 1 LOB: 1 BB: 1 P: 19 | R: 1 E: 0 K: 2 S: 16 | H: 2 LOB: 2 BB: 0 P: 25 | R: 0 E: 0 K: 0 S: 10 | H: 1 LOB: 2 BB: 1 P: 14 | R: 1 E: 1 K: 2 S: 19 | H: 1 LOB: 3 BB: 2 P: 34 | R: 0 E: 0 K: 0 S: 10 | H: 0 LOB: 0 BB: 0 P: 16 | R: 2 E: 0 K: 0 S: 10 | H: 2 LOB: 0 BB: 1 P: 20 | 1B: 4 2B: 3 3B: 0 HR: 1 | SF: 0 SAC: 0 DP: 0 HBP: 0 | WP: 2 PB: 0 SB: 0 CS: 0 | PA: 40 |
| PITCHER | IP WLS BF H R ER SO BB IBB HBP BLK WP HR S P ERA WHIP | | | | | | | | | | | | | | | | | | | |
| 37 Nick Pivetta, R (1, 1) ERA: 4.67 | 5.0 L 27 6 4 4 6 4 1 0 0 0 0 0 1 66 108 7.20 2.000 | | | | | | | | | | | | | | | | | | | |
| 56 Hansel Robles, R (6, 1) ERA: 5.43 | 1.0 5 0 0 0 2 1 0 0 0 0 0 0 12 23 0.00 1.000 | | | | | | | | | | | | | | | | | | | |
| 80 Raynel Espinal, R (7, 1) ERA: 9.0 | 2.0 8 2 2 2 0 1 0 0 0 0 0 0 20 36 9.00 1.500 | | | | | | | | | | | | | | | | | | | |

Boston Red Sox @ Tampa Bay Rays
Tropicana Field, St. Petersburg, FL
Mon Aug 30 2021, 7:11 PM - 10:30 PM EDT
Att. 6,753 - Dome - 72 F

AB 33
R 6
H 8
RBI 6
BB 7
SO 8
LOB 25



| Batter | 1 | 2 | 3 | 4 | 5 | 6 | 7 | 8 | 9 | AB | R | H | RBI | BB | SO | LOB | TOP | | | | | | |
|--|---|---|--|--|--|----------------------------------|------------------------------|----------------------------------|------------------------------|----------------------------------|------------------------------|----------------------------------|-------------------------------|----------------------------------|-------------------------------|----------------------------------|-------------------------------|----------------------------------|----------------------------------|------------------------------------|----------------------------------|--------|--|
| 10 Hunter Renfroe, R OBP: 0.316, SLG: 0.505 | | | | | | | | | | | 5 | 1 | 2 | 0 | 0 | 1 | 3 | | | | | | |
| 18 Kyle Schwarber, L OBP: 0.367, SLG: 0.575 | | | | | | | | | | | 4 | 2 | 2 | 2 | 1 | 0 | 1 | | | | | | |
| 28 J.D. Martinez, R OBP: 0.348, SLG: 0.522 | | | | | | | | | | | 5 | 1 | 2 | 1 | 0 | 1 | 2 | | | | | | |
| 2 Xander Bogaerts, R OBP: 0.366, SLG: 0.501 | | | | | | | | | | | 1 | 0 | 1 | 1 | 0 | 0 | 0 | | | | | | |
| 60 Yairo Muñoz, R OBP: 0.091, SLG: 0.091 | | | | | | | | | | | 3 | 0 | 0 | 0 | 0 | 0 | 1 | | | | | | |
| 23 Travis Shaw, L OBP: 0.275, SLG: 0.361 | | | | | | | | | | | 1 | 0 | 0 | 0 | 0 | 1 | 2 | | | | | | |
| 11 Rafael Devers, L OBP: 0.348, SLG: 0.548 | | | | | | | | | | | 5 | 0 | 1 | 1 | 0 | 1 | 3 | | | | | | |
| 29 Bobby Dalbec, R OBP: 0.293, SLG: 0.468 | | | | | | | | | | | 4 | 0 | 1 | 0 | 0 | 2 | 2 | | | | | | |
| 99 Alex Verdugo, L OBP: 0.352, SLG: 0.426 | | | | | | | | | | | 4 | 0 | 0 | 0 | 0 | 1 | 3 | | | | | | |
| 7 Christian Vázquez, R OBP: 0.308, SLG: 0.339 | | | | | | | | | | | 3 | 0 | 1 | 0 | 1 | 0 | 0 | | | | | | |
| 3 Jonathan Araúz, S OBP: 0.267, SLG: 0.275 | | | | | | | | | | | 3 | 1 | 0 | 0 | 1 | 0 | 3 | | | | | | |
| Inning Stats | R: 1 E: 0 K: 1 S: 17 | H: 2 LOB: 1 BB: 0 P: 25 | R: 0 E: 0 K: 1 S: 5 | H: 0 LOB: 0 BB: 0 P: 6 | R: 0 E: 0 K: 1 S: 9 | H: 1 LOB: 1 BB: 0 P: 12 | R: 0 E: 0 K: 1 S: 8 | H: 0 LOB: 0 BB: 0 P: 12 | R: 0 E: 0 K: 0 S: 8 | H: 1 LOB: 1 BB: 0 P: 13 | R: 1 E: 0 K: 0 S: 8 | H: 1 LOB: 0 BB: 0 P: 10 | R: 0 E: 0 K: 0 S: 14 | H: 1 LOB: 2 BB: 1 P: 26 | R: 1 E: 1 K: 2 S: 12 | H: 1 LOB: 2 BB: 1 P: 23 | R: 2 E: 0 K: 2 S: 20 | H: 3 LOB: 2 BB: 1 P: 31 | 1B: 6 2B: 3 3B: 0 HR: 1 | SF: 0 SAC: 0 DP: 0 HBP: 0 | WP: 0 PB: 0 SB: 0 CS: 0 | PA: 41 | |
| PITCHER | IP WLS BF H R ER SO BB IBB HBP BLK WP HR S P ERA WHIP | 6.0 W 23 5 1 0 0 0 0 0 0 0 1 55 78 3.00 0.833 | 1.0 5 1 0 0 0 1 0 0 0 0 0 14 26 0.00 2.000 | 1.1 11 4 3 2 0 2 0 0 0 0 0 25 45 13.50 4.500 | 0.2 S 2 0 0 0 0 2 0 0 0 0 0 0 7 9 0.00 0.000 | | | | | | | | | | | | | | | | | | |

Boston Red Sox @ Tampa Bay Rays
Tropicana Field, St. Petersburg, FL
Tue Aug 31 2021, 7:14 PM - 10:19 PM EDT
Att: 6,868 - Dome - 72 F

AB 38
R 5
H 10
RBI 5
BB 3
SO 7
LOB 20



| Batter | 1 | 2 | 3 | 4 | 5 | 6 | 7 | 8 | 9 | AB | R | H | RBI | BB | SO | LOB | BOTTOM | | | | | | |
|---|---|---|--|---|-------------------------------|----------------------------------|------------------------------|----------------------------------|-------------------------------|----------------------------------|-------------------------------|----------------------------------|------------------------------|----------------------------------|------------------------------|----------------------------------|------------------------------|----------------------------------|----------------------------------|------------------------------------|----------------------------------|--------|--|
| 8 Brandon Lowe, L OBP: 0.336, SLG: 0.499 | | | | | | | | | | | 5 | 0 | 0 | 0 | 0 | 2 | 4 | | | | | | |
| 23 Nelson Cruz, R OBP: 0.341, SLG: 0.506 | | | | | | | | | | | 2 | 1 | 0 | 0 | 2 | 0 | 0 | | | | | | |
| 5 Wander Franco, S OBP: 0.336, SLG: 0.440 | | | | | | | | | | | 3 | 1 | 1 | 1 | 1 | 0 | 2 | | | | | | |
| 17 Austin Meadows, L OBP: 0.321, SLG: 0.451 | | | | | | | | | | | 4 | 1 | 1 | 1 | 0 | 0 | 1 | | | | | | |
| 56 Randy Arozarena, R OBP: 0.352, SLG: 0.461 | | | | | | | | | | | 3 | 2 | 1 | 1 | 0 | 2 | 1 | | | | | | |
| 18 Joey Wendle, L OBP: 0.323, SLG: 0.434 | | | | | | | | | | | 4 | 0 | 0 | 0 | 0 | 0 | 3 | | | | | | |
| 2 Yandy Díaz, R OBP: 0.384, SLG: 0.379 | | | | | | | | | | | 3 | 1 | 1 | 2 | 0 | 0 | 0 | | | | | | |
| 39 Kevin Kiermaier, L OBP: 0.306, SLG: 0.354 | | | | | | | | | | | 3 | 1 | 0 | 0 | 1 | 1 | 2 | | | | | | |
| 28 Francisco Mejía, S OBP: 0.323, SLG: 0.442 | | | | | | | | | | | 2 | 1 | 1 | 1 | 0 | 0 | 0 | | | | | | |
| Inning Stats | R: 0 E: 0 K: 0 S: 4 | H: 0 LOB: 0 BB: 0 P: 7 | R: 1 E: 0 K: 0 S: 10 | H: 1 LOB: 0 BB: 0 P: 19 | R: 6 E: 1 K: 1 S: 25 | H: 3 LOB: 1 BB: 2 P: 44 | R: 0 E: 0 K: 1 S: 8 | H: 0 LOB: 0 BB: 0 P: 10 | R: 0 E: 0 K: 1 S: 10 | H: 0 LOB: 1 BB: 1 P: 21 | R: 1 E: 1 K: 1 S: 12 | H: 0 LOB: 2 BB: 1 P: 21 | R: 0 E: 0 K: 1 S: 8 | H: 0 LOB: 0 BB: 0 P: 11 | R: 0 E: 0 K: 0 S: 7 | H: 1 LOB: 0 BB: 0 P: 12 | R: 0 E: 0 K: 0 S: 7 | H: 1 LOB: 1 BB: 0 P: 12 | 1B: 2 2B: 2 3B: 0 HR: 1 | SF: 1 SAC: 0 DP: 0 HBP: 3 | WP: 2 PB: 0 SB: 0 CS: 0 | PA: 37 | |
| PITCHER | IP WLS BF H R ER SO BB IBB HBP BLK WP HR S P ERA WHIP | 2.1 L 12 2 5 5 0 2 0 0 0 0 0 25 48 6.75 1.714 | 2.2 2 2 2 3 1 0 1 0 0 2 0 32 53 6.75 1.125 | 3.0 13 1 1 0 2 1 0 1 0 0 0 27 44 0.00 0.667 | | | | | | | | | | | | | | | | | | | |

Boston Red Sox @ Tampa Bay Rays
Tropicana Field, St. Petersburg, FL
Tue Aug 31 2021, 7:14 PM - 10:19 PM EDT
Att: 6,868 - Dome - 72 F

AB 29
R 8
H 5
RBI 6
BB 4
SO 5
LOB 13



| Batter | 1 | 2 | 3 | 4 | 5 | 6 | 7 | 8 | 9 | AB | R | H | RBI | BB | SO | LOB | TOP | | | | | | |
|--|-------------------------------|----------------------------------|-------------------------------|----------------------------------|-------------------------------|----------------------------------|-----------------------------------|----------------------------------|-------------------------------|----------------------------------|------------------------------|----------------------------------|------------------------------|----------------------------------|-------------------------------|----------------------------------|--|----------------------------------|----------------------------------|------------------------------------|------------------------------------|----------------------------------|--------|
| 18 Kyle Schwarber, L OBP: 0.366, SLG: 0.571 | | | | | | | | | | 4 | 0 | 1 | 0 | 0 | 1 | 0 | Boston Red Sox @ Tampa Bay Rays Tropicana Field, St. Petersburg, FL Wed Sep 01 2021, 7:11 PM - 10:23 PM EDT Att: 7,808 - Dome - 72 F | | | | | | |
| 10 Hunter Renfroe, R OBP: 0.314, SLG: 0.500 | | | | | | | | | | 4 | 0 | 0 | 0 | 0 | 2 | 0 | | | | | | | |
| 11 Rafael Devers, L OBP: 0.349, SLG: 0.547 | | | | | | | | | | 4 | 1 | 2 | 0 | 0 | 1 | 0 | | | | | | | |
| 28 J.D. Martinez, R OBP: 0.346, SLG: 0.518 | | | | | | | | | | 4 | 0 | 0 | 0 | 0 | 2 | 2 | | | | | | | |
| 99 Alex Verdugo, L OBP: 0.353, SLG: 0.431 | | | | | | | | | | 4 | 1 | 2 | 0 | 0 | 1 | 0 | | | | | | | |
| 7 Christian Vázquez, R OBP: 0.312, SLG: 0.350 | | | | | | | | | | 4 | 1 | 3 | 2 | 0 | 1 | 2 | | | | | | | |
| 40 Jarren Duran, L OBP: 0.241, SLG: 0.336 | | | | | | | | | | 4 | 0 | 1 | 1 | 0 | 2 | 2 | | | | | | | |
| 61 Jack López, R OBP: 0.271, SLG: 0.262 | | | | | | | | | | 4 | 0 | 0 | 0 | 0 | 2 | 4 | | | | | | | |
| 3 Jonathan Araúz, S OBP: 0.271, SLG: 0.262 | | | | | | | | | | 2 | 0 | 0 | 0 | 1 | 1 | 0 | | | | | | | |
| Inning Stats | R: 0 E: 0 K: 3 S: 10 | H: 0 LOB: 0 BB: 0 P: 13 | R: 1 E: 1 K: 2 S: 17 | H: 2 LOB: 1 BB: 0 P: 25 | R: 0 E: 0 K: 0 S: 11 | H: 0 LOB: 0 BB: 0 P: 16 | R: 0 E: 0 K: 0 S: 9 | H: 0 LOB: 0 BB: 0 P: 13 | R: 0 E: 0 K: 1 S: 17 | H: 2 LOB: 2 BB: 1 P: 29 | R: 0 E: 0 K: 0 S: 8 | H: 1 LOB: 0 BB: 0 P: 11 | R: 1 E: 0 K: 2 S: 9 | H: 1 LOB: 0 BB: 0 P: 10 | R: 0 E: 0 K: 2 S: 10 | H: 0 LOB: 0 BB: 0 P: 15 | | R: 1 E: 0 K: 3 S: 20 | H: 3 LOB: 2 BB: 0 P: 29 | 1B: 7 2B: 0 3B: 1 HR: 1 | SF: 0 SAC: 0 DP: 1 HBP: 0 | WP: 0 PB: 0 SB: 0 CS: 0 | PA: 35 |
| PITCHER | IP ERA: 3.38 | WLS BF | H R ER SO | BB IBB HBP BLK | WP HR S P | ERA WHIP | PITCHER | IP ERA: 3.55 | WLS BF | H R ER SO | BB IBB HBP BLK | WP HR S P | ERA WHIP | | | | | | | | | | |
| 57 Drew Rasmussen, R ERA: 3.38 | 4.0 | 15 | 3 1 1 5 | 0 0 0 0 | 0 0 0 0 | 2.25 0.750 | 29 Pete Fairbanks, R ERA: 3.55 | 1.0 | 6 | 3 1 1 3 | 0 0 0 0 | 0 0 0 0 | 9.00 3.000 | | | | | | | | | | |
| 84 JT Chargois, R ERA: 2.28 | 0.2 | 3 | 0 0 0 1 | 1 0 0 0 | 0 0 0 0 | 0.00 1.500 | | | | | | | | | | | | | | | | | |
| 55 Adam Conley, L ERA: 2.89 | 0.1 | H 1 | 1 0 0 0 | 0 0 0 0 | 0 0 2 3 | 0.00 3.000 | | | | | | | | | | | | | | | | | |
| 31 Collin McHugh, R ERA: 1.52 | 2.0 | B 7 | 2 1 1 2 | 0 0 0 0 | 0 1 17 | 4.50 1.000 | | | | | | | | | | | | | | | | | |
| 30 David Robertson, R ERA: | 1.0 | 3 | 0 0 0 2 | 0 0 0 0 | 0 0 10 | 0.00 0.000 | | | | | | | | | | | | | | | | | |
| Batter | 1 | 2 | 3 | 4 | 5 | 6 | 7 | 8 | 9 | AB | R | H | RBI | BB | SO | LOB | BOTTOM | | | | | | |
| 56 Randy Arozarena, R OBP: 0.351, SLG: 0.458 | | | | | | | | | | 3 | 0 | 0 | 0 | 0 | 2 | 1 | Boston Red Sox @ Tampa Bay Rays Tropicana Field, St. Petersburg, FL Wed Sep 01 2021, 7:11 PM - 10:23 PM EDT Att: 7,808 - Dome - 72 F | | | | | | |
| 23 Nelson Cruz, R OBP: 0.342, SLG: 0.506 | | | | | | | | | | 4 | 1 | 2 | 0 | 0 | 1 | | | | | | | | |
| 5 Wander Franco, S OBP: 0.339, SLG: 0.459 | | | | | | | | | | 4 | 1 | 2 | 2 | 0 | 2 | | | | | | | | |
| 2 Yandy Díaz, R OBP: 0.360, SLG: 0.375 | | | | | | | | | | 4 | 0 | 0 | 0 | 1 | 3 | | | | | | | | |
| 13 Manuel Margot, R OBP: 0.310, SLG: 0.393 | | | | | | | | | | 4 | 0 | 2 | 0 | 0 | 2 | | | | | | | | |
| 10 Mike Zunino, R OBP: 0.303, SLG: 0.549 | | | | | | | | | | 1 | 0 | 0 | 0 | 2 | 1 | | | | | | | | |
| 25 Jordan Luplow, R ERA: 2.53 | | | | | | | | | | 3 | 0 | 1 | 0 | 0 | 4 | | | | | | | | |
| 39 Kevin Kiermaier, L OBP: 0.305, SLG: 0.353 | | | | | | | | | | 1 | 0 | 0 | 0 | 0 | 0 | | | | | | | | |
| 18 Joey Wendle, L OBP: 0.323, SLG: 0.435 | | | | | | | | | | 4 | 0 | 1 | 0 | 0 | 1 | 4 | | | | | | | |
| 6 Taylor Walls, S OBP: 0.308, SLG: 0.319 | | | | | | | | | | 3 | 0 | 0 | 0 | 0 | 1 | | | | | | | | |
| 8 Brandon Lowe, L OBP: 0.335, SLG: 0.498 | | | | | | | | | | 1 | 0 | 0 | 0 | 0 | 1 | 0 | | | | | | | |
| Inning Stats | R: 0 E: 0 K: 0 S: 9 | H: 1 LOB: 1 BB: 0 P: 16 | R: 0 E: 0 K: 0 S: 10 | H: 1 LOB: 1 BB: 1 P: 16 | R: 2 E: 0 K: 2 S: 14 | H: 2 LOB: 0 BB: 0 P: 19 | R: 0 E: 0 K: 0 S: 7 | H: 2 LOB: 1 BB: 1 P: 14 | R: 0 E: 0 K: 1 S: 8 | H: 0 LOB: 0 BB: 0 P: 17 | R: 0 E: 1 K: 0 S: 9 | H: 0 LOB: 2 BB: 0 P: 13 | R: 0 E: 0 K: 0 S: 8 | H: 1 LOB: 1 BB: 0 P: 11 | R: 0 E: 0 K: 1 S: 9 | H: 1 LOB: 1 BB: 0 P: 13 | R: 0 E: 0 K: 2 S: 9 | H: 0 LOB: 0 BB: 0 P: 12 | 1B: 5 2B: 2 3B: 0 HR: 1 | SF: 0 SAC: 0 DP: 3 HBP: 2 | WP: 0 PB: 0 SB: 0 CS: 1 | PA: 36 | |
| PITCHER | IP ERA: 2.53 | WLS BF | H R ER SO | BB IBB HBP BLK | WP HR S P | ERA WHIP | PITCHER | IP ERA: 3.44 | WLS BF | H R ER SO | BB IBB HBP BLK | WP HR S P | ERA WHIP | | | | | | | | | | |
| 41 Chris Sale, L ERA: 2.53 | 6.0 | 25 | 6 2 2 3 | 2 0 2 0 | 0 1 57 | 3.00 1.333 | 0 Adam Ottavino, R ERA: 3.4 | 1.0 | 3 | 0 0 0 2 | 0 0 0 0 | 0 0 9 | 0.00 0.000 | | | | | | | | | | |
| 72 Garrett Whitlock, R ERA: 1.52 | 2.0 | W 8 | 2 0 0 1 | 0 0 0 1 | 0 0 17 | 0.00 1.000 | | | | | | | | | | | | | | | | | |

| Batter | 1 | 2 | 3 | 4 | 5 | 6 | 7 | 8 | 9 | AB | R | H | RBI | BB | SO | LOB | TOP | | | | | | |
|--|---|---|---|---|---|---|---|---|---|---|---|---|---|---|---|---|---|---|---|---|---|---|---|
| 10 Hunter Renfroe, R OBP: 0.315, SLG: 0.499 | | | | | | | | | | 5 | 1 | 2 | 1 | 0 | 0 | 2 | | | | | | | |
| 18 Kyle Schwarber, L OBP: 0.366, SLG: 0.568 | | | | | | | | | | 5 | 1 | 2 | 0 | 0 | 2 | 2 | | | | | | | |
| 28 J.D. Martinez, R OBP: 0.347, SLG: 0.517 | | | | | | | | | | 4 | 0 | 2 | 1 | 0 | 1 | 2 | | | | | | | |
| 11 Rafael Devers, L OBP: 0.348, SLG: 0.545 | | | | | | | | | | 4 | 0 | 1 | 0 | 0 | 2 | 4 | | | | | | | |
| 29 Bobby Dalbec, R OBP: 0.298, SLG: 0.468 | | | | | | | | | 4 | 0 | 2 | 2 | 0 | 2 | 1 | | | | | | | | |
| 7 Christian Vázquez, R OBP: 0.309, SLG: 0.347 | | | | | | | | | | 4 | 0 | 0 | 0 | 0 | 2 | 4 | | | | | | | |
| 22 Danny Santana, S OBP: 0.239, SLG: 0.318 | | | | | | | | | | 2 | 1 | 0 | 0 | 2 | 1 | 0 | | | | | | | |
| 61 Jack López, R OBP: 0.288, SLG: 0.250 | | | | | | | | | | 3 | 0 | 0 | 0 | 0 | 1 | 1 | | | | | | | |
| 3 Jonathan Araúz, S OBP: 0.288, SLG: 0.250 | | | | | | | | | | 2 | 1 | 0 | 0 | 2 | 1 | 1 | | | | | | | |
| Inning Stats | R: 1 E: 0 K: 2 S: 15 | H: 3 LOB: 2 BB: 0 P: 21 | R: 1 E: 0 K: 2 S: 14 | H: 1 LOB: 1 BB: 1 P: 20 | R: 0 E: 0 K: 1 S: 6 | H: 1 LOB: 0 BB: 0 P: 8 | R: 0 E: 0 K: 1 S: 8 | H: 0 LOB: 0 BB: 0 P: 11 | R: 2 E: 0 K: 2 S: 20 | H: 3 LOB: 2 BB: 1 P: 28 | R: 0 E: 0 K: 0 S: 7 | H: 0 LOB: 1 BB: 2 P: 17 | R: 0 E: 0 K: 3 S: 13 | H: 1 LOB: 1 BB: 0 P: 16 | R: 0 E: 0 K: 1 S: 12 | H: 0 LOB: 0 BB: 0 P: 16 | R: 0 E: 0 K: 0 S: 9 | H: 0 LOB: 0 BB: 0 P: 15 | 1B: 9 2B: 0 3B: 0 HR: 0 | SF: 0 SAC: 1 DP: 1 HBP: 0 | WP: 0 PB: 0 SB: 0 CS: 1 | PA: 38 | |
| PITCHER | IP WLS BF H R ER SO BB IBB HBP BLK WP HR S P ERA WHIP | IP WLS BF H R ER SO BB IBB HBP BLK WP HR S P ERA WHIP | IP WLS BF H R ER SO BB IBB HBP BLK WP HR S P ERA WHIP | IP WLS BF H R ER SO BB IBB HBP BLK WP HR S P ERA WHIP | IP WLS BF H R ER SO BB IBB HBP BLK WP HR S P ERA WHIP | IP WLS BF H R ER SO BB IBB HBP BLK WP HR S P ERA WHIP | IP WLS BF H R ER SO BB IBB HBP BLK WP HR S P ERA WHIP | IP WLS BF H R ER SO BB IBB HBP BLK WP HR S P ERA WHIP | IP WLS BF H R ER SO BB IBB HBP BLK WP HR S P ERA WHIP | IP WLS BF H R ER SO BB IBB HBP BLK WP HR S P ERA WHIP | IP WLS BF H R ER SO BB IBB HBP BLK WP HR S P ERA WHIP | IP WLS BF H R ER SO BB IBB HBP BLK WP HR S P ERA WHIP | IP WLS BF H R ER SO BB IBB HBP BLK WP HR S P ERA WHIP | IP WLS BF H R ER SO BB IBB HBP BLK WP HR S P ERA WHIP | IP WLS BF H R ER SO BB IBB HBP BLK WP HR S P ERA WHIP | IP WLS BF H R ER SO BB IBB HBP BLK WP HR S P ERA WHIP | IP WLS BF H R ER SO BB IBB HBP BLK WP HR S P ERA WHIP | IP WLS BF H R ER SO BB IBB HBP BLK WP HR S P ERA WHIP | IP WLS BF H R ER SO BB IBB HBP BLK WP HR S P ERA WHIP | IP WLS BF H R ER SO BB IBB HBP BLK WP HR S P ERA WHIP | IP WLS BF H R ER SO BB IBB HBP BLK WP HR S P ERA WHIP | IP WLS BF H R ER SO BB IBB HBP BLK WP HR S P ERA WHIP | IP WLS BF H R ER SO BB IBB HBP BLK WP HR S P ERA WHIP |

Boston Red Sox @ Tampa Bay Rays
Tropicana Field, St. Petersburg, FL
Thu Sep 02 2021, 7:10 PM - 10:05 PM EDT
Att. 7,923 - Dome - 72 F

| | |
|-----|----|
| AB | 33 |
| R | 4 |
| H | 9 |
| RBI | 4 |
| BB | 4 |
| SO | 12 |
| LOB | 17 |



| Batter | 1 | 2 | 3 | 4 | 5 | 6 | 7 | 8 | 9 | AB | R | H | RBI | BB | SO | LOB | BOTTOM | | | | | | |
|---|---|---|---|---|---|---|---|---|---|---|---|---|---|---|---|---|---|---|---|---|---|---|---|
| 56 Randy Arozarena, R OBP: 0.351, SLG: 0.455 | | | | | | | | | | 3 | 0 | 0 | 0 | 1 | 0 | 1 | | | | | | | |
| 23 Nelson Cruz, R OBP: 0.340, SLG: 0.501 | | | | | | | | | | 4 | 0 | 0 | 0 | 0 | 1 | 2 | | | | | | | |
| 5 Wander Franco, S OBP: 0.339, SLG: 0.455 | | | | | | | | | | 2 | 0 | 0 | 0 | 1 | 0 | 0 | | | | | | | |
| 18 Joey Wendle, L OBP: 0.324, SLG: 0.437 | | | | | | | | | | 4 | 0 | 1 | 0 | 0 | 2 | 1 | | | | | | | |
| 2 Yandy Díaz, R OBP: 0.359, SLG: 0.373 | | | | | | | | | | 4 | 0 | 1 | 0 | 0 | 1 | 3 | | | | | | | |
| 13 Manuel Margot, R OBP: 0.309, SLG: 0.391 | | | | | | | | | | 4 | 0 | 0 | 0 | 0 | 3 | 4 | | | | | | | |
| 8 Brandon Lowe, L OBP: 0.333, SLG: 0.493 | | | | | | | | | | 3 | 0 | 1 | 0 | 0 | 0 | 3 | | | | | | | |
| 10 Mike Zunino, R OBP: 0.303, SLG: 0.546 | | | | | | | | | | 3 | 0 | 0 | 0 | 0 | 1 | 1 | | | | | | | |
| 25 Jordan Luplow, R OBP: 0.312, SLG: 0.400 | | | | | | | | | | 3 | 0 | 1 | 0 | 0 | 2 | 0 | | | | | | | |
| 6 Taylor Walls, S OBP: 0.309, SLG: 0.319 | | | | | | | | | | | | | | | | | | | | | | | |
| Inning Stats | R: 0 E: 0 K: 1 S: 7 | H: 0 LOB: 0 BB: 0 P: 11 | R: 0 E: 0 K: 1 S: 8 | H: 0 LOB: 0 BB: 0 P: 14 | R: 0 E: 0 K: 1 S: 10 | H: 1 LOB: 0 BB: 0 P: 17 | R: 0 E: 0 K: 0 S: 5 | H: 0 LOB: 0 BB: 0 P: 10 | R: 0 E: 0 K: 2 S: 10 | H: 1 LOB: 1 BB: 0 P: 14 | R: 0 E: 0 K: 1 S: 10 | H: 1 LOB: 1 BB: 0 P: 16 | R: 0 E: 0 K: 2 S: 15 | H: 1 LOB: 2 BB: 1 P: 23 | R: 0 E: 0 K: 1 S: 12 | H: 0 LOB: 1 BB: 1 P: 18 | R: 0 E: 0 K: 1 S: 11 | H: 1 LOB: 1 BB: 0 P: 16 | 1B: 5 2B: 0 3B: 0 HR: 0 | SF: 0 SAC: 0 DP: 1 HBP: 0 | WP: 0 PB: 0 SB: 0 CS: 0 | PA: 33 | |
| PITCHER | IP WLS BF H R ER SO BB IBB HBP BLK WP HR S P ERA WHIP | IP WLS BF H R ER SO BB IBB HBP BLK WP HR S P ERA WHIP | IP WLS BF H R ER SO BB IBB HBP BLK WP HR S P ERA WHIP | IP WLS BF H R ER SO BB IBB HBP BLK WP HR S P ERA WHIP | IP WLS BF H R ER SO BB IBB HBP BLK WP HR S P ERA WHIP | IP WLS BF H R ER SO BB IBB HBP BLK WP HR S P ERA WHIP | IP WLS BF H R ER SO BB IBB HBP BLK WP HR S P ERA WHIP | IP WLS BF H R ER SO BB IBB HBP BLK WP HR S P ERA WHIP | IP WLS BF H R ER SO BB IBB HBP BLK WP HR S P ERA WHIP | IP WLS BF H R ER SO BB IBB HBP BLK WP HR S P ERA WHIP | IP WLS BF H R ER SO BB IBB HBP BLK WP HR S P ERA WHIP | IP WLS BF H R ER SO BB IBB HBP BLK WP HR S P ERA WHIP | IP WLS BF H R ER SO BB IBB HBP BLK WP HR S P ERA WHIP | IP WLS BF H R ER SO BB IBB HBP BLK WP HR S P ERA WHIP | IP WLS BF H R ER SO BB IBB HBP BLK WP HR S P ERA WHIP | IP WLS BF H R ER SO BB IBB HBP BLK WP HR S P ERA WHIP | IP WLS BF H R ER SO BB IBB HBP BLK WP HR S P ERA WHIP | IP WLS BF H R ER SO BB IBB HBP BLK WP HR S P ERA WHIP | IP WLS BF H R ER SO BB IBB HBP BLK WP HR S P ERA WHIP | IP WLS BF H R ER SO BB IBB HBP BLK WP HR S P ERA WHIP | IP WLS BF H R ER SO BB IBB HBP BLK WP HR S P ERA WHIP | IP WLS BF H R ER SO BB IBB HBP BLK WP HR S P ERA WHIP | IP WLS BF H R ER SO BB IBB HBP BLK WP HR S P ERA WHIP |

Boston Red Sox @ Tampa Bay Rays
Tropicana Field, St. Petersburg, FL
Thu Sep 02 2021, 7:10 PM - 10:05 PM EDT
Att. 7,923 - Dome - 72 F

| | |
|-----|----|
| AB | 31 |
| R | 0 |
| H | 5 |
| RBI | 0 |
| BB | 2 |
| SO | 10 |
| LOB | 15 |



| Batter | 1 | 2 | 3 | 4 | 5 | 6 | 7 | 8 | 9 | AB | R | H | RBI | BB | SO | LOB | TOP | | | | | | | | |
|--|-------------------------------|----------------------------------|------------------------------|----------------------------------|------------------------------|---------------------------------|-------------------------------|----------------------------------|-------------------------------|----------------------------------|------------------------------|----------------------------------|-------------------------------|----------------------------------|-------------------------------|----------------------------------|--|---------------------------------|----------------------------------|------------------------------------|----------------------------------|--------|--|--|--|
| 2 Luis Arraez, L (1.5) OBP: 0.367, SLG: 0.384 | | | | | | | | | | 3 | 1 | 0 | 0 | 1 | 2 | 0 | Minnesota Twins @ Tampa Bay Rays Tropicana Field, St. Petersburg, FL Fri Sep 03 2021, 7:12 PM - 9:35 PM EDT Att: 8,864 - Dome - 72 F | | | | | | | | |
| 25 Byron Buxton, R (1.8) OBP: 0.348, SLG: 0.631 | | | | | | | | | | 4 | 0 | 0 | 0 | 0 | 2 | 1 | | | | | | | | | |
| 11 Jorge Polanco, S (1.4) OBP: 0.334, SLG: 0.498 | | | | | | | | | | 4 | 1 | 2 | 2 | 0 | 1 | 0 | | | | | | | | | |
| 20 Josh Donaldson, R (1.10) OBP: 0.354, SLG: 0.480 | | | | | | | | | | 4 | 0 | 0 | 0 | 0 | 1 | 1 | | | | | | | | | |
| 26 Max Kepler, L (1.9) OBP: 0.309, SLG: 0.429 | | | | | | | | | | 4 | 0 | 1 | 0 | 0 | 1 | 0 | | | | | | | | | |
| 22 Miguel Sanó, R (1.3) OBP: 0.306, SLG: 0.451 | | | | | | | | | | 3 | 0 | 0 | 0 | 1 | 2 | 1 | | | | | | | | | |
| 1 Nick Gordon, L (1.7) OBP: 0.282, SLG: 0.303 | | | | | | | | | | 4 | 0 | 1 | 0 | 0 | 1 | 1 | | | | | | | | | |
| 27 Ryan Jeffers, R (1.2) OBP: 0.280, SLG: 0.406 | | | | | | | | | | 4 | 1 | 1 | 1 | 0 | 2 | 4 | | | | | | | | | |
| 9 Andrelton Simmons, R (1.6) OBP: 0.282, SLG: 0.274 | | | | | | | | | | 2 | 0 | 0 | 0 | 0 | 0 | 0 | | | | | | | | | |
| 50 Brent Rooker, R (8.7) OBP: 0.259, SLG: 0.385 | | | | | | | | | | 1 | 0 | 0 | 0 | 0 | 1 | 0 | | | | | | | | | |
| Inning Stats | R: 1 E: 0 K: 1 S: 16 | H: 1 LOB: 0 BB: 0 P: 23 | R: 0 E: 0 K: 0 S: 7 | H: 1 LOB: 1 BB: 0 P: 10 | R: 0 E: 0 K: 1 S: 8 | H: 0 LOB: 0 BB: 0 P: 8 | R: 0 E: 0 K: 2 S: 10 | H: 0 LOB: 0 BB: 0 P: 12 | R: 1 E: 0 K: 2 S: 16 | H: 1 LOB: 0 BB: 0 P: 22 | R: 0 E: 0 K: 1 S: 7 | H: 0 LOB: 0 BB: 0 P: 11 | R: 0 E: 0 K: 2 S: 12 | H: 1 LOB: 2 BB: 1 P: 20 | R: 1 E: 0 K: 2 S: 15 | H: 1 LOB: 1 BB: 1 P: 24 | R: 0 E: 1 K: 2 S: 8 | H: 0 LOB: 1 BB: 0 P: 9 | 1B: 1 2B: 2 3B: 0 HR: 2 | SF: 0 SAC: 0 DP: 0 HBP: 0 | WP: 0 PB: 0 SB: 0 CS: 0 | PA: 35 | | | |
| PITCHER | IP | WLS | BF | H | R | ER | SO | BB | IBB | HBP | BLK | WP | HR | S | P | ERA | WHIP | | | | | | | | |
| 52 Michael Wacha, R (1.1) ERA: 5.54 | 6.0 | W | 21 | 3 | 2 | 2 | 7 | 0 | 0 | 0 | 0 | 0 | 2 | 64 | 86 | 3.00 | 0.500 | | | | | | | | |
| 29 Pete Fairbanks, R (7.1) ERA: 3.44 | 1.0 | H | 5 | 1 | 0 | 0 | 2 | 1 | 0 | 0 | 0 | 0 | 0 | 12 | 20 | 0.00 | 2.000 | | | | | | | | |
| 30 David Robertson, R (8.1) ERA: 4.5 | 1.0 | H | 5 | 1 | 1 | 1 | 2 | 1 | 0 | 0 | 0 | 0 | 0 | 15 | 24 | 9.00 | 2.000 | | | | | | | | |
| 36 Andrew Kittredge, R (9.1) ERA: 1.29 | 1.0 | S | 4 | 0 | 0 | 0 | 2 | 0 | 0 | 0 | 0 | 0 | 0 | 8 | 9 | 0.00 | 0.000 | | | | | | | | |

| Batter | 1 | 2 | 3 | 4 | 5 | 6 | 7 | 8 | 9 | AB | R | H | RBI | BB | SO | LOB | BOTTOM | | | | | | | | |
|---|------------------------------|----------------------------------|-------------------------------|----------------------------------|------------------------------|----------------------------------|------------------------------|---------------------------------|------------------------------|----------------------------------|------------------------------|----------------------------------|------------------------------|---------------------------------|------------------------------|---------------------------------|--|---------------------------------|----------------------------------|------------------------------------|----------------------------------|--------|--|--|--|
| 8 Brandon Lowe, L (1.4) OBP: 0.330, SLG: 0.489 | | | | | | | | | | 4 | 0 | 0 | 0 | 0 | 0 | 1 | Minnesota Twins @ Tampa Bay Rays Tropicana Field, St. Petersburg, FL Fri Sep 03 2021, 7:12 PM - 9:35 PM EDT Att: 8,864 - Dome - 72 F | | | | | | | | |
| 18 Joey Wendle, L (1.5) OBP: 0.324, SLG: 0.435 | | | | | | | | | | 4 | 1 | 1 | 0 | 0 | 0 | 0 | | | | | | | | | |
| 23 Nelson Cruz, R (1.10) OBP: 0.339, SLG: 0.501 | | | | | | | | | | 4 | 1 | 1 | 1 | 0 | 1 | 0 | | | | | | | | | |
| 17 Austin Meadows, L (1.7) OBP: 0.322, SLG: 0.454 | | | | | | | | | | 4 | 1 | 2 | 1 | 0 | 0 | 0 | | | | | | | | | |
| 13 Manuel Margot, R (9.9) OBP: 0.309, SLG: 0.391 | | | | | | | | | | 3 | 1 | 0 | 1 | 0 | 1 | 1 | | | | | | | | | |
| 56 Randy Arozarena, R (1.9) OBP: 0.349, SLG: 0.452 | | | | | | | | | | 3 | 0 | 0 | 1 | 0 | 0 | 1 | | | | | | | | | |
| 39 Kevin Kiermaier, L (1.8) OBP: 0.306, SLG: 0.360 | | | | | | | | | | 3 | 1 | 1 | 1 | 0 | 0 | 1 | | | | | | | | | |
| 2 Yandy Diaz, R (1.3) OBP: 0.357, SLG: 0.370 | | | | | | | | | | 3 | 0 | 0 | 1 | 0 | 0 | 1 | | | | | | | | | |
| 28 Francisco Mejia, S (1.2) OBP: 0.323, SLG: 0.441 | | | | | | | | | | 3 | 0 | 1 | 0 | 0 | 0 | 0 | | | | | | | | | |
| 6 Taylor Walls, S (1.6) OBP: 0.302, SLG: 0.311 | | | | | | | | | | 3 | 0 | 0 | 0 | 0 | 1 | 1 | | | | | | | | | |
| Inning Stats | R: 0 E: 0 K: 0 S: 6 | H: 0 LOB: 0 BB: 0 P: 11 | R: 3 E: 0 K: 0 S: 14 | H: 3 LOB: 1 BB: 0 P: 23 | R: 2 E: 0 K: 1 S: 9 | H: 3 LOB: 1 BB: 0 P: 13 | R: 0 E: 0 K: 1 S: 6 | H: 0 LOB: 0 BB: 0 P: 9 | R: 0 E: 0 K: 0 S: 6 | H: 0 LOB: 0 BB: 0 P: 11 | R: 0 E: 0 K: 0 S: 9 | H: 0 LOB: 0 BB: 0 P: 15 | R: 0 E: 0 K: 0 S: 3 | H: 0 LOB: 0 BB: 0 P: 6 | R: 0 E: 0 K: 1 S: 5 | H: 0 LOB: 0 BB: 0 P: 8 | R: 0 E: 0 K: 1 S: 5 | H: 0 LOB: 0 BB: 0 P: 9 | 1B: 3 2B: 2 3B: 1 HR: 0 | SF: 0 SAC: 0 DP: 0 HBP: 0 | WP: 1 PB: 0 SB: 0 CS: 0 | PA: 31 | | | |
| PITCHER | IP | WLS | BF | H | R | ER | SO | BB | IBB | HBP | BLK | WP | HR | S | P | ERA | WHIP | | | | | | | | |
| 68 Randy Dobnak, R (1.1) ERA: 7.64 | 7.0 | L | 28 | 8 | 5 | 5 | 2 | 0 | 0 | 0 | 0 | 1 | 0 | 53 | 88 | 6.43 | 0.857 | | | | | | | | |
| 32 Ralph Garza Jr., R (8.1) ERA: 2.92 | 1.0 | | 3 | 0 | 0 | 0 | 1 | 0 | 0 | 0 | 0 | 0 | 0 | 5 | 8 | 0.00 | 0.000 | | | | | | | | |

| | |
|-----|----|
| AB | 33 |
| R | 3 |
| H | 5 |
| RBI | 3 |
| BB | 2 |
| SO | 13 |
| LOB | 8 |



| | |
|-----|----|
| AB | 31 |
| R | 5 |
| H | 6 |
| RBI | 5 |
| BB | 0 |
| SO | 3 |
| LOB | 5 |



| Batter | 1 | 2 | 3 | 4 | 5 | 6 | 7 | 8 | 9 | AB | R | H | RBI | BB | SO | LOB | TOP | | | | | | | |
|--|---|---|---|---|---|---|---|---|---|---|---|---|---|---|---|---|---|---|---|---|---|---|---|---|
| 2 Luis Arraez, L (1,5) OBP: 0.365, SLG: 0.382 | L6 | 1B | | | | F9 | | | | 5 | 0 | 3 | 2 | 0 | 0 | 0 | Minnesota Twins @ Tampa Bay Rays Tropicana Field, St. Petersburg, FL Sun Sep 05 2021, 1:11 PM - 4:42 PM EDT Att: 14,165 - Dome - 72 F | | | | | | | |
| 25 Byron Buxton, R (1,8) OBP: 0.347, SLG: 0.616 | K | L7 | | | | | | G6-3 | | 5 | 1 | 2 | 0 | 0 | 1 | 3 | | | | | | | | |
| 11 Jorge Polanco, S (1,6) OBP: 0.336, SLG: 0.504 | K | | P6 | L6-5 | | | | | G3-1 | 4 | 0 | 0 | 0 | 1 | 1 | 2 | | | | | | | | |
| 20 Josh Donaldson, R (1,10) OBP: 0.354, SLG: 0.480 | | P3 | | P4 | | | | | | 5 | 2 | 2 | 0 | 0 | 0 | 3 | | | | | | | | |
| 26 Max Kepler, L (1,9) OBP: 0.310, SLG: 0.423 | K | | | | | G3 | | | | 3 | 0 | 0 | 0 | 2 | 1 | 2 | | | | | | | | |
| 1 Nick Gordon, L (1,4) OBP: 0.291, SLG: 0.319 | | | | | | | G4-3 | | | 5 | 1 | 3 | 2 | 0 | 1 | 2 | | | | | | | | |
| 60 Jake Cave, L (1,7) OBP: 0.283, SLG: 0.317 | | | | | | | | | | 3 | 1 | 2 | 2 | 0 | 0 | 0 | | | | | | | | |
| 38 Rob Refsnyder, R (7,PH) OBP: 0.344, SLG: 0.372 | | | | | | | | | | 2 | 0 | 0 | 0 | 0 | 0 | 4 | | | | | | | | |
| 70 Ben Rortved, L (1,2) OBP: 0.222, SLG: 0.243 | | | | | | | | | | 2 | 1 | 1 | 0 | 1 | 0 | 0 | | | | | | | | |
| 27 Ryan Jeffers, R (8,PH) OBP: 0.273, SLG: 0.394 | | | | | | | | | | 2 | 0 | 0 | 0 | 0 | 1 | 2 | | | | | | | | |
| 64 Williams Astudillo, R (1,3) OBP: 0.272, SLG: 0.396 | | | | | | | | | | 4 | 0 | 0 | 0 | 1 | 0 | 6 | | | | | | | | |
| Inning Stats | R: 0 E: 0 K: 2 S: 11 | H: 0 LOB: 0 BB: 0 P: 14 | R: 3 E: 0 K: 1 S: 21 | H: 4 LOB: 2 BB: 1 P: 31 | R: 1 E: 0 K: 1 S: 21 | H: 2 LOB: 3 BB: 2 P: 31 | R: 0 E: 0 K: 0 S: 8 | H: 2 LOB: 1 BB: 0 P: 11 | R: 0 E: 0 K: 0 S: 6 | H: 0 LOB: 0 BB: 0 P: 9 | R: 0 E: 0 K: 0 S: 8 | H: 0 LOB: 0 BB: 0 P: 13 | R: 1 E: 0 K: 0 S: 14 | H: 2 LOB: 2 BB: 1 P: 25 | R: 0 E: 0 K: 1 S: 9 | H: 1 LOB: 1 BB: 0 P: 12 | R: 1 E: 0 K: 0 S: 9 | H: 2 LOB: 3 BB: 1 P: 16 | 1B: 10 2B: 4 3B: 0 HR: 0 | SF: 0 DP: 1 HBP: 0 | WP: 2 PB: 0 SB: 1 CS: 0 | PA: 45 | | |
| PITCHER | IP WLS BF H R ER SO BB IBB HBP BLK WP HR S P ERA WHIP | IP WLS BF H R ER SO BB IBB HBP BLK WP HR S P ERA WHIP | IP WLS BF H R ER SO BB IBB HBP BLK WP HR S P ERA WHIP | IP WLS BF H R ER SO BB IBB HBP BLK WP HR S P ERA WHIP | IP WLS BF H R ER SO BB IBB HBP BLK WP HR S P ERA WHIP | IP WLS BF H R ER SO BB IBB HBP BLK WP HR S P ERA WHIP | IP WLS BF H R ER SO BB IBB HBP BLK WP HR S P ERA WHIP | IP WLS BF H R ER SO BB IBB HBP BLK WP HR S P ERA WHIP | IP WLS BF H R ER SO BB IBB HBP BLK WP HR S P ERA WHIP | IP WLS BF H R ER SO BB IBB HBP BLK WP HR S P ERA WHIP | IP WLS BF H R ER SO BB IBB HBP BLK WP HR S P ERA WHIP | IP WLS BF H R ER SO BB IBB HBP BLK WP HR S P ERA WHIP | IP WLS BF H R ER SO BB IBB HBP BLK WP HR S P ERA WHIP | IP WLS BF H R ER SO BB IBB HBP BLK WP HR S P ERA WHIP | IP WLS BF H R ER SO BB IBB HBP BLK WP HR S P ERA WHIP | IP WLS BF H R ER SO BB IBB HBP BLK WP HR S P ERA WHIP | IP WLS BF H R ER SO BB IBB HBP BLK WP HR S P ERA WHIP | IP WLS BF H R ER SO BB IBB HBP BLK WP HR S P ERA WHIP | IP WLS BF H R ER SO BB IBB HBP BLK WP HR S P ERA WHIP | IP WLS BF H R ER SO BB IBB HBP BLK WP HR S P ERA WHIP | IP WLS BF H R ER SO BB IBB HBP BLK WP HR S P ERA WHIP | IP WLS BF H R ER SO BB IBB HBP BLK WP HR S P ERA WHIP | IP WLS BF H R ER SO BB IBB HBP BLK WP HR S P ERA WHIP | IP WLS BF H R ER SO BB IBB HBP BLK WP HR S P ERA WHIP |

AB 40
R 6
H 13
RBI 6
BB 5
SO 5
LOB 24



| Batter | 1 | 2 | 3 | 4 | 5 | 6 | 7 | 8 | 9 | AB | R | H | RBI | BB | SO | LOB | BOTTOM | | | | | | | |
|---|---|---|---|---|---|---|---|---|---|---|---|---|---|---|---|---|---|---|---|---|---|---|---|---|
| 8 Brandon Lowe, L (1,4) OBP: 0.335, SLG: 0.503 | F9 | | | | | | | | | 4 | 2 | 2 | 2 | 1 | 0 | 0 | Minnesota Twins @ Tampa Bay Rays Tropicana Field, St. Petersburg, FL Sun Sep 05 2021, 1:11 PM - 4:42 PM EDT Att: 14,165 - Dome - 72 F | | | | | | | |
| 13 Manuel Margot, R (9,FR) OBP: 0.310, SLG: 0.398 | | | | | | | | | | 0 | 0 | 0 | 0 | 0 | 0 | 0 | | | | | | | | |
| 5 Wander Franco, S (1,6) OBP: 0.341, SLG: 0.461 | G5-3 | | | | | | | | | 5 | 0 | 2 | 0 | 0 | 1 | 1 | | | | | | | | |
| 23 Nelson Cruz, R (1,10) OBP: 0.338, SLG: 0.502 | F9 | | | | | | | | | 5 | 1 | 1 | 1 | 0 | 1 | 3 | | | | | | | | |
| 17 Austin Meadows, L (1,7) OBP: 0.322, SLG: 0.458 | F9 | | | | | | | | | 4 | 1 | 1 | 2 | 0 | 1 | 1 | | | | | | | | |
| 56 Randy Arozarena, R (1,9) OBP: 0.356, SLG: 0.466 | | | | | | | | | | 2 | 0 | 1 | 0 | 2 | 0 | 0 | | | | | | | | |
| 18 Joey Wendle, L (1,5) OBP: 0.325, SLG: 0.435 | F8 | | | | | | | | | 4 | 0 | 2 | 0 | 0 | 1 | 2 | | | | | | | | |
| 2 Yandy Diaz, R (1,3) OBP: 0.359, SLG: 0.377 | L8 | | | | | | | | | 3 | 0 | 0 | 0 | 1 | 0 | 4 | | | | | | | | |
| 39 Kevin Kiermaier, L (1,8) OBP: 0.307, SLG: 0.360 | | | | | | | | | | 4 | 1 | 2 | 0 | 0 | 0 | 3 | | | | | | | | |
| 10 Mike Zunino, R (1,2) OBP: 0.296, SLG: 0.530 | G5-3 | | | | | | | | | 4 | 0 | 0 | 0 | 0 | 1 | 3 | | | | | | | | |
| Inning Stats | R: 0 E: 0 K: 0 S: 6 | H: 0 LOB: 0 BB: 0 P: 11 | R: 0 E: 0 K: 0 S: 9 | H: 0 LOB: 1 BB: 1 P: 17 | R: 2 E: 0 K: 1 S: 15 | H: 2 LOB: 0 BB: 0 P: 26 | R: 0 E: 0 K: 0 S: 10 | H: 2 LOB: 2 BB: 0 P: 19 | R: 3 E: 0 K: 3 S: 18 | H: 3 LOB: 1 BB: 1 P: 31 | R: 0 E: 0 K: 0 S: 9 | H: 0 LOB: 0 BB: 1 P: 15 | R: 0 E: 0 K: 1 S: 8 | H: 1 LOB: 1 BB: 0 P: 13 | R: 0 E: 0 K: 0 S: 7 | H: 1 LOB: 0 BB: 0 P: 10 | R: 0 E: 0 K: 0 S: 12 | H: 2 LOB: 2 BB: 1 P: 23 | 1B: 8 2B: 1 3B: 0 HR: 2 | SF: 0 DP: 2 HBP: 0 | WP: 1 PB: 0 SB: 2 CS: 1 | PA: 39 | | |
| PITCHER | IP WLS BF H R ER SO BB IBB HBP BLK WP HR S P ERA WHIP | IP WLS BF H R ER SO BB IBB HBP BLK WP HR S P ERA WHIP | IP WLS BF H R ER SO BB IBB HBP BLK WP HR S P ERA WHIP | IP WLS BF H R ER SO BB IBB HBP BLK WP HR S P ERA WHIP | IP WLS BF H R ER SO BB IBB HBP BLK WP HR S P ERA WHIP | IP WLS BF H R ER SO BB IBB HBP BLK WP HR S P ERA WHIP | IP WLS BF H R ER SO BB IBB HBP BLK WP HR S P ERA WHIP | IP WLS BF H R ER SO BB IBB HBP BLK WP HR S P ERA WHIP | IP WLS BF H R ER SO BB IBB HBP BLK WP HR S P ERA WHIP | IP WLS BF H R ER SO BB IBB HBP BLK WP HR S P ERA WHIP | IP WLS BF H R ER SO BB IBB HBP BLK WP HR S P ERA WHIP | IP WLS BF H R ER SO BB IBB HBP BLK WP HR S P ERA WHIP | IP WLS BF H R ER SO BB IBB HBP BLK WP HR S P ERA WHIP | IP WLS BF H R ER SO BB IBB HBP BLK WP HR S P ERA WHIP | IP WLS BF H R ER SO BB IBB HBP BLK WP HR S P ERA WHIP | IP WLS BF H R ER SO BB IBB HBP BLK WP HR S P ERA WHIP | IP WLS BF H R ER SO BB IBB HBP BLK WP HR S P ERA WHIP | IP WLS BF H R ER SO BB IBB HBP BLK WP HR S P ERA WHIP | IP WLS BF H R ER SO BB IBB HBP BLK WP HR S P ERA WHIP | IP WLS BF H R ER SO BB IBB HBP BLK WP HR S P ERA WHIP | IP WLS BF H R ER SO BB IBB HBP BLK WP HR S P ERA WHIP | IP WLS BF H R ER SO BB IBB HBP BLK WP HR S P ERA WHIP | IP WLS BF H R ER SO BB IBB HBP BLK WP HR S P ERA WHIP | IP WLS BF H R ER SO BB IBB HBP BLK WP HR S P ERA WHIP |

AB 35
R 5
H 11
RBI 5
BB 4
SO 5
LOB 17



| Batter | 1 | 2 | 3 | 4 | 5 | 6 | 7 | 8 | 9 | 10 | AB | R | H | RBI | BB | SO | LOB | TOP | | | | | | | |
|--|-------------------------------|----------------------------------|------------------------------|---------------------------------|-------------------------------|----------------------------------|-------------------------------|-----------------------------------|------------------------------|----------------------------------|-------------------------------|----------------------------------|------------------------------|----------------------------------|-------------------------------|----------------------------------|-------------------------------|----------------------------------|-------------------------------|----------------------------------|-----------------------------------|------------------------------------|----------------------------------|--------|--|
| 56 Randy Arozarena, R (1.9) OBP: 0.356, SLG: 0.464 (9.7) | | | | | | | | | | | 6 | 2 | 2 | 1 | 0 | 3 | 0 | | | | | | | | |
| 5 Wander Franco, S (1.6) OBP: 0.349, SLG: 0.475 (6.3) | | | | | | | | | | | 6 | 3 | 4 | 0 | 0 | 0 | 1 | | | | | | | | |
| 23 Nelson Cruz, R (1.10) OBP: 0.340, SLG: 0.509 (10.3) | | | | | | | | | | | 6 | 3 | 3 | 3 | 0 | 2 | 1 | | | | | | | | |
| 2 Yandy Diaz, R (1.5) OBP: 0.329, SLG: 0.379 (6.3) | | | | | | | | | | | 5 | 0 | 3 | 0 | 0 | 1 | 1 | | | | | | | | |
| 8 Brandon Lowe, L (10.0, PH) OBP: 0.336, SLG: 0.504 (10.3) | | | | | | | | | | | 1 | 0 | 1 | 1 | 0 | 0 | 0 | | | | | | | | |
| 25 Jordan Luplow, R (1.3) OBP: 0.321, SLG: 0.434 (6.5) | | | | | | | | | | | 3 | 0 | 2 | 1 | 1 | 1 | 2 | | | | | | | | |
| 18 Joey Wendle, L (6.5) OBP: 0.326, SLG: 0.434 (9.9) | | | | | | | | | | | 1 | 0 | 0 | 0 | 1 | 0 | 0 | | | | | | | | |
| 13 Manuel Margot, R (1.8) OBP: 0.308, SLG: 0.394 (9.9) | | | | | | | | | | | 6 | 0 | 1 | 0 | 0 | 1 | 8 | | | | | | | | |
| 17 Austin Meadows, L (1.7) OBP: 0.321, SLG: 0.462 (9.8) | | | | | | | | | | | 5 | 1 | 1 | 1 | 0 | 1 | 3 | | | | | | | | |
| 39 Kevin Kiermaier, L (9.8) OBP: 0.306, SLG: 0.359 (7.2) | | | | | | | | | | | 1 | 0 | 0 | 0 | 0 | 0 | 2 | | | | | | | | |
| 28 Francisco Mejía, S (1.2) OBP: 0.319, SLG: 0.435 (7.2) | | | | | | | | | | | 3 | 0 | 0 | 0 | 0 | 0 | 0 | | | | | | | | |
| 10 Mike Zunino, R (7.0, PH) OBP: 0.297, SLG: 0.534 (7.2) | | | | | | | | | | | 2 | 1 | 1 | 0 | 0 | 1 | 0 | | | | | | | | |
| 6 Taylor Walls, S (1.4) OBP: 0.301, SLG: 0.305 (9.8) | | | | | | | | | | | 5 | 1 | 1 | 0 | 0 | 2 | 1 | | | | | | | | |
| Inning Stats | R: 1 E: 0 K: 3 S: 20 | H: 4 LOB: 3 BB: 0 P: 26 | R: 0 E: 0 K: 1 S: 8 | H: 0 LOB: 0 BB: 0 P: 9 | R: 0 E: 0 K: 2 S: 14 | H: 1 LOB: 2 BB: 1 P: 21 | R: 4 E: 1 K: 0 S: 24 | H: 5 LOB: 2 BB: 31 P: 31 | R: 0 E: 0 K: 1 S: 8 | H: 0 LOB: 0 BB: 0 P: 11 | R: 1 E: 0 K: 2 S: 14 | H: 3 LOB: 0 BB: 0 P: 18 | R: 1 E: 0 K: 1 S: 8 | H: 2 LOB: 1 BB: 0 P: 13 | R: 1 E: 0 K: 2 S: 14 | H: 1 LOB: 0 BB: 0 P: 18 | R: 1 E: 0 K: 2 S: 10 | H: 1 LOB: 0 BB: 0 P: 18 | R: 2 E: 1 K: 1 S: 10 | H: 2 LOB: 2 BB: 1 P: 18 | 1B: 15 2B: 1 3B: 1 HR: 2 | SF: 0 SAC: 0 DP: 0 HBP: 0 | WP: 0 PB: 0 SB: 0 CS: 0 | PA: 52 | |
| PITCHER | IP | WLS | BF | H | R | ER | SO | BB | IBB | HBP | BLK | WP | HR | S | P | ERA | WHIP | | | | | | | | |
| 41 Chris Sale, L (1.1) ERA: 2.52 | 3.2 | | 23 | 10 | 5 | 1 | 6 | 1 | 0 | 0 | 0 | 0 | 0 | 65 | 86 | 2.46 | 3.000 | | | | | | | | |
| 43 Garrett Richards, R (4.1) ERA: 4.71 | 2.1 | | 10 | 3 | 1 | 1 | 3 | 0 | 0 | 0 | 0 | 0 | 0 | 23 | 30 | 3.86 | 1.286 | | | | | | | | |
| 38 Josh Taylor, L (7.1) ERA: 3.55 | 0.2 | H | 3 | 1 | 1 | 0 | 0 | 0 | 0 | 0 | 0 | 0 | 0 | 5 | 7 | 13.50 | 1.500 | | | | | | | | |
| 0 Adam Ottavino, R (7.1) ERA: 3.9 | 0.2 | H | 4 | 2 | 1 | 1 | 1 | 0 | 0 | 0 | 0 | 0 | 1 | 10 | 14 | 13.50 | 3.000 | | | | | | | | |
| 65 Austin Davis, L (8.1) ERA: 5.01 | 0.2 | H | 2 | 0 | 0 | 0 | 0 | 0 | 0 | 0 | 0 | 0 | 0 | 7 | 10 | 0.00 | 0.000 | | | | | | | | |

Tampa Bay Rays @ Boston Red Sox
Fenway Park, Boston, MA
Mon Sep 06 2021, 1:12 PM - 6:05 PM EDT
Att. 26,512 - Sunny - 80 F

AB 50
R 11
H 19
RBI 7
BB 2
SO 12
LOB 19



| Batter | 1 | 2 | 3 | 4 | 5 | 6 | 7 | 8 | 9 | 10 | AB | R | H | RBI | BB | SO | LOB | BOTTOM | | | | | | | |
|---|-------------------------------|----------------------------------|-------------------------------|-----------------------------------|-------------------------------|----------------------------------|-------------------------------|----------------------------------|-------------------------------|----------------------------------|-------------------------------|----------------------------------|-------------------------------|----------------------------------|-------------------------------|----------------------------------|-------------------------------|----------------------------------|----------------------------------|------------------------------------|----------------------------------|--------|--|--|--|
| 30 Taylor Motter, R (1.4) OBP: 0.276, SLG: 0.308 (8.6) | | | | | | | | | | | 5 | 2 | 2 | 1 | 0 | 2 | 0 | | | | | | | | |
| 12 Jose Iglesias, R (8.6) OBP: 0.237, SLG: 0.376 (1.10) | | | | | | | | | | | 1 | 0 | 1 | 1 | 0 | 0 | 0 | | | | | | | | |
| 18 Kyle Schwarber, L (1.10) OBP: 0.367, SLG: 0.566 (1.9) | | | | | | | | | | | 4 | 2 | 1 | 0 | 1 | 3 | 1 | | | | | | | | |
| 10 Hunter Renfroe, R (1.9) OBP: 0.321, SLG: 0.507 (1.7) | | | | | | | | | | | 5 | 1 | 3 | 2 | 1 | 0 | 1 | | | | | | | | |
| 28 J.D. Martinez, R (1.7) OBP: 0.348, SLG: 0.517 (1.5) | | | | | | | | | | | 5 | 1 | 1 | 1 | 1 | 1 | 5 | | | | | | | | |
| 11 Rafael Devers, L (1.5) OBP: 0.350, SLG: 0.544 (1.3) | | | | | | | | | | | 4 | 1 | 2 | 1 | 2 | 2 | 3 | | | | | | | | |
| 29 Bobby Dalbec, R (1.3) OBP: 0.298, SLG: 0.464 (9.0, PH) | | | | | | | | | | | 3 | 0 | 1 | 2 | 1 | 0 | 3 | | | | | | | | |
| 23 Travis Shaw, L (6.0, PH) OBP: 0.288, SLG: 0.375 (10.3) | | | | | | | | | | | 1 | 0 | 1 | 0 | 0 | 0 | 0 | | | | | | | | |
| 16 Franchy Cordero, L (9.0, PR) OBP: 0.237, SLG: 0.269 (10.3) | | | | | | | | | | | 0 | 0 | 0 | 0 | 0 | 0 | 0 | | | | | | | | |
| 25 Kevin Plawecki, R (10.0, PH) OBP: 0.361, SLG: 0.396 (1.8) | | | | | | | | | | | 1 | 0 | 0 | 0 | 0 | 0 | 3 | | | | | | | | |
| 99 Alex Verdugo, L (1.8) OBP: 0.356, SLG: 0.429 (1.2) | | | | | | | | | | | 3 | 0 | 0 | 1 | 1 | 1 | 3 | | | | | | | | |
| 7 Christian Vázquez, R (1.2) OBP: 0.310, SLG: 0.347 (1.6) | | | | | | | | | | | 5 | 1 | 1 | 0 | 0 | 1 | 3 | | | | | | | | |
| 3 Jonathan Araúz, S (1.6) OBP: 0.269, SLG: 0.356 (8.4) | | | | | | | | | | | 5 | 2 | 1 | 1 | 0 | 0 | 3 | | | | | | | | |
| Inning Stats | R: 1 E: 0 K: 1 S: 20 | H: 3 LOB: 3 BB: 1 P: 31 | R: 6 E: 0 K: 0 S: 24 | H: 5 LOB: 1 BB: 33 P: 33 | R: 0 E: 0 K: 2 S: 12 | H: 0 LOB: 0 BB: 0 P: 18 | R: 0 E: 0 K: 0 S: 11 | H: 1 LOB: 1 BB: 0 P: 20 | R: 0 E: 0 K: 2 S: 12 | H: 0 LOB: 0 BB: 0 P: 17 | R: 1 E: 0 K: 1 S: 12 | H: 1 LOB: 0 BB: 0 P: 20 | R: 0 E: 0 K: 3 S: 13 | H: 0 LOB: 1 BB: 1 P: 21 | R: 0 E: 0 K: 0 S: 10 | H: 1 LOB: 1 BB: 1 P: 12 | R: 1 E: 1 K: 1 S: 15 | H: 1 LOB: 3 BB: 1 P: 26 | 1B: 8 2B: 4 3B: 1 HR: 1 | SF: 1 SAC: 0 DP: 2 HBP: 1 | WP: 0 PB: 0 SB: 0 CS: 0 | PA: 51 | | | |
| PITCHER | IP | WLS | BF | H | R | ER | SO | BB | IBB | HBP | BLK | WP | HR | S | P | ERA | WHIP | | | | | | | | |
| 48 Ryan Yarbrough, L (1.1) ERA: 4.9 | 2.0 | | 17 | 8 | 7 | 7 | 1 | 0 | 0 | 0 | 0 | 0 | 0 | 23 | 38 | 0.00 | 0.500 | | | | | | | | |
| 46 Shawn Armstrong, R (3.1) ERA: 6.89 | 2.0 | | 7 | 1 | 0 | 0 | 2 | 0 | 0 | 0 | 0 | 0 | 0 | 12 | 17 | 0.00 | 0.000 | | | | | | | | |
| 55 Adam Conley, L (5.1) ERA: 2.03 | 1.0 | | 3 | 0 | 0 | 0 | 2 | 0 | 0 | 0 | 0 | 0 | 0 | 11 | 21 | 9.00 | 3.000 | | | | | | | | |
| 84 JT Chargois, R (6.1) ERA: 2.4 | 1.0 | | 6 | 2 | 1 | 1 | 0 | 1 | 1 | 0 | 0 | 0 | 0 | 12 | 20 | 9.00 | 1.000 | | | | | | | | |
| 34 J.P. Feyereisen, R (7.1) ERA: 2.72 | 1.0 | | 4 | 1 | 1 | 1 | 1 | 0 | 0 | 0 | 0 | 0 | 1 | 12 | 20 | 9.00 | 1.000 | | | | | | | | |
| PITCHER | IP | WLS | BF | H | R | ER | SO | BB | IBB | HBP | BLK | WP | HR | S | P | ERA | WHIP | | | | | | | | |
| 30 David Robertson, R (6.1) ERA: 2.25 | 1.0 | | 4 | 0 | 0 | 0 | 3 | 1 | 0 | 0 | 0 | 0 | 0 | 25 | 38 | 0.00 | 1.000 | | | | | | | | |
| 31 Collin McHugh, R (9.1) ERA: 1.46 | 2.0 | W | 10 | 2 | 1 | 0 | 1 | 1 | 1 | 0 | 1 | 0 | 0 | 25 | 31 | 0.00 | 1.500 | | | | | | | | |

Tampa Bay Rays @ Boston Red Sox
Fenway Park, Boston, MA
Mon Sep 06 2021, 1:12 PM - 6:05 PM EDT
Att. 26,512 - Sunny - 80 F

AB 42
R 10
H 14
RBI 10
BB 7
SO 10
LOB 25



| Batter | 1 | 2 | 3 | 4 | 5 | 6 | 7 | 8 | 9 | AB | R | H | RBI | BB | SO | LOB | TOP | | | | | | | | |
|--|---|---|---|---|---|---|---|---|---|---|---|---|---|---|---|---|---|---|---|---|---|---|---|---|---|
| 56 Randy Arozarena, R (1, 7) OBP: 0.356, SLG: 0.468 | C CH 85 B FF 93 F FC 90 S FF 94 | | F FF 92 B FC 93 S SL 83 X CH 86 | S SL 81 B FF 95 F FC 92 X CH 86 | | | F SI 91 X ST 77 | B SI 91 R SI 90 X ST 77 | | 5 | 2 | 2 | 0 | 0 | 1 | 0 | | | | | | | | | |
| 5 Wander Franco, S (1, 6) OBP: 0.346, SLG: 0.467 | X FC 90 | | B CH 85 F FC 89 B FC 88 S CH 85 F FC 92 X CH 86 | | X CH 87 | | F CH 83 B FF 92 B CH 82 F FC 92 D CH 82 | C ST 75 X CH 81 | | 4 | 1 | 0 | 0 | 1 | 0 | 1 | | | | | | | | | |
| 23 Nelson Cruz, R (1, 10) OBP: 0.345, SLG: 0.528 | S CH 86 B FF 94 F FC 94 X FC 89 | | C FF 92 B FF 92 B CH 86 F FC 92 X CH 86 | C FF 92 B FF 92 B CH 86 F FC 92 X CH 86 | | C SL 82 X FF 95 | X ST 78 | C SI 88 F CH 79 B CH 81 F FC 90 X SI 89 | | 5 | 3 | 4 | 4 | 0 | 0 | | | | | | | | | | |
| 2 Yandy Diaz, R (1, 5) OBP: 0.357, SLG: 0.375 | | B SL 79 F FC 91 B FC 90 X FC 88 | F FF 93 B FC 90 X FC 90 | | C SL 82 X FF 95 | | B SI 91 R SI 90 X ST 77 | B CH 81 F FC 90 S ST 76 S ST 76 | | 5 | 0 | 0 | 0 | 0 | 2 | 3 | | | | | | | | | |
| 25 Jordan Luplow, R (1, 3) OBP: 0.333, SLG: 0.458 | | C CH 85 B FC 88 C FC 88 B CH 86 B FC 87 X FF 93 | B CH 89 F FC 92 B FC 92 F FC 93 F FC 93 X CH 87 | | C FF 96 S SL 81 S SL 80 | | B FF 92 X ST 77 | X SI 89 | | 5 | 2 | 3 | 3 | 0 | 1 | 1 | | | | | | | | | |
| 13 Manuel Margot, R (1, 9) OBP: 0.307, SLG: 0.396 | | X SL 82 | X FF 93 | | C SL 81 S SL 81 S SL 80 | | C ST 76 X ST 76 | | | 4 | 1 | 1 | 1 | 0 | 1 | 1 | | | | | | | | | |
| 18 Joey Wendle, L (1, 4) OBP: 0.325, SLG: 0.432 | | B SI 92 X SI 91 | | B SI 91 F FF 95 B FF 95 F FC 92 S SL 82 | | S CH 87 B FF 95 C CH 87 B CH 86 X CH 86 | | S CH 84 B ST 79 S CH 83 F FC 91 C ST 79 | | 4 | 1 | 1 | 0 | 0 | 2 | 0 | | | | | | | | | |
| 10 Mike Zunino, R (1, 2) OBP: 0.302, SLG: 0.565 | | B FC 89 C FC 88 X FF 93 | X FF 93 | | X FF 96 | | S ST 76 B SI 90 X FF 91 | | | 4 | 2 | 3 | 4 | 0 | 0 | 0 | | | | | | | | | |
| 39 Kevin Kiermaier, L (1, 8) OBP: 0.303, SLG: 0.354 | | B SI 94 S SI 94 T FF 94 S SI 94 S SI 94 | X SL 80 | | C CH 87 S FF 96 X CH 87 | | B KC 75 B CH 83 C FC 93 F FC 90 S FF 90 | | | 4 | 0 | 0 | 0 | 0 | 2 | 1 | | | | | | | | | |
| Inning Stats | R: 0 E: 0 K: 1 S: 7 | H: 0 LOB: 0 BB: 0 P: 10 | R: 3 E: 0 K: 1 S: 12 | H: 4 LOB: 0 BB: 0 P: 22 | R: 2 E: 0 K: 0 S: 18 | H: 3 LOB: 1 BB: 0 P: 27 | R: 1 E: 0 K: 1 S: 10 | H: 1 LOB: 0 BB: 0 P: 14 | R: 1 E: 0 K: 2 S: 9 | H: 1 LOB: 0 BB: 0 P: 10 | R: 1 E: 0 K: 1 S: 11 | H: 1 LOB: 0 BB: 0 P: 15 | R: 4 E: 0 K: 1 S: 13 | H: 3 LOB: 0 BB: 1 P: 21 | R: 0 E: 0 K: 1 S: 6 | H: 0 LOB: 0 BB: 0 P: 13 | R: 0 E: 0 K: 1 S: 10 | H: 1 LOB: 1 BB: 0 P: 13 | 1B: 3 2B: 5 3B: 1 HR: 5 | SF: 0 SAC: 0 DP: 0 HBP: 0 | WP: 0 PB: 0 SB: 0 CS: 0 | PA: 41 | | | |
| PITCHER | IP WLS BF H R ER SO BB IBB HBP BLK WP HR S P ERA WHIP | IP WLS BF H R ER SO BB IBB HBP BLK WP HR S P ERA WHIP | IP WLS BF H R ER SO BB IBB HBP BLK WP HR S P ERA WHIP | IP WLS BF H R ER SO BB IBB HBP BLK WP HR S P ERA WHIP | IP WLS BF H R ER SO BB IBB HBP BLK WP HR S P ERA WHIP | IP WLS BF H R ER SO BB IBB HBP BLK WP HR S P ERA WHIP | IP WLS BF H R ER SO BB IBB HBP BLK WP HR S P ERA WHIP | IP WLS BF H R ER SO BB IBB HBP BLK WP HR S P ERA WHIP | IP WLS BF H R ER SO BB IBB HBP BLK WP HR S P ERA WHIP | IP WLS BF H R ER SO BB IBB HBP BLK WP HR S P ERA WHIP | IP WLS BF H R ER SO BB IBB HBP BLK WP HR S P ERA WHIP | IP WLS BF H R ER SO BB IBB HBP BLK WP HR S P ERA WHIP | IP WLS BF H R ER SO BB IBB HBP BLK WP HR S P ERA WHIP | IP WLS BF H R ER SO BB IBB HBP BLK WP HR S P ERA WHIP | IP WLS BF H R ER SO BB IBB HBP BLK WP HR S P ERA WHIP | IP WLS BF H R ER SO BB IBB HBP BLK WP HR S P ERA WHIP | IP WLS BF H R ER SO BB IBB HBP BLK WP HR S P ERA WHIP | IP WLS BF H R ER SO BB IBB HBP BLK WP HR S P ERA WHIP | IP WLS BF H R ER SO BB IBB HBP BLK WP HR S P ERA WHIP | IP WLS BF H R ER SO BB IBB HBP BLK WP HR S P ERA WHIP | IP WLS BF H R ER SO BB IBB HBP BLK WP HR S P ERA WHIP | IP WLS BF H R ER SO BB IBB HBP BLK WP HR S P ERA WHIP | IP WLS BF H R ER SO BB IBB HBP BLK WP HR S P ERA WHIP | IP WLS BF H R ER SO BB IBB HBP BLK WP HR S P ERA WHIP | IP WLS BF H R ER SO BB IBB HBP BLK WP HR S P ERA WHIP |

Tampa Bay Rays @ Boston Red Sox
Fenway Park, Boston, MA
Tue Sep 07 2021, 7:13 PM - 10:09 PM EDT
Att: 25,065 - Partly Cloudy - 77 F

AB 40
R 12
H 14
RBI 12
BB 1
SO 9
LOB 7

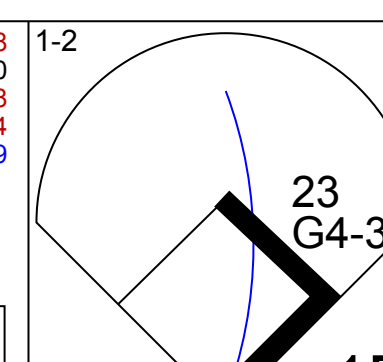
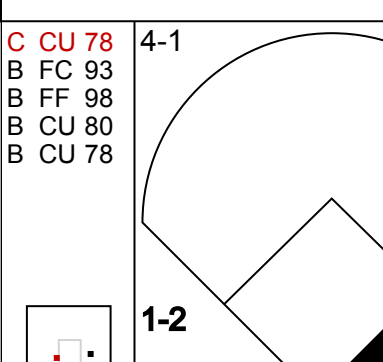
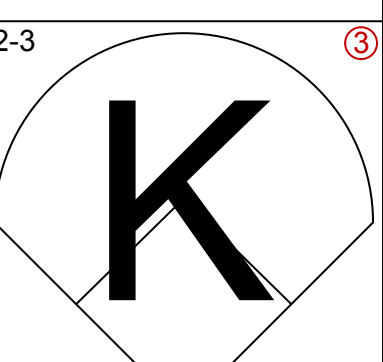
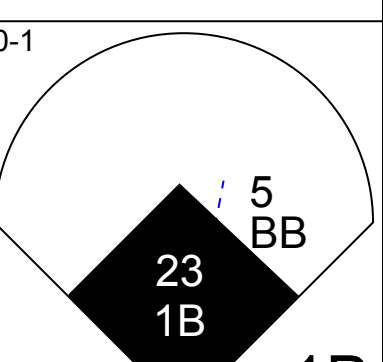
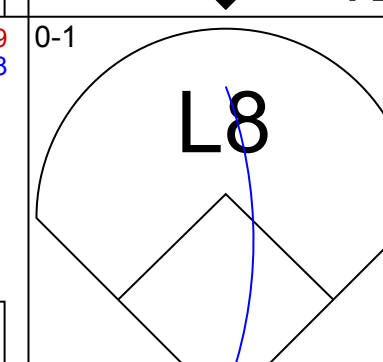
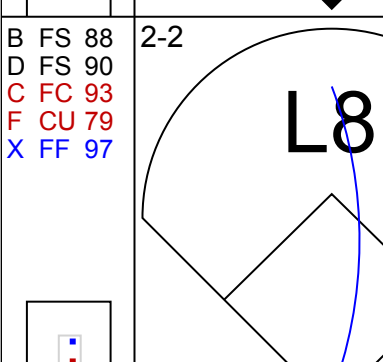
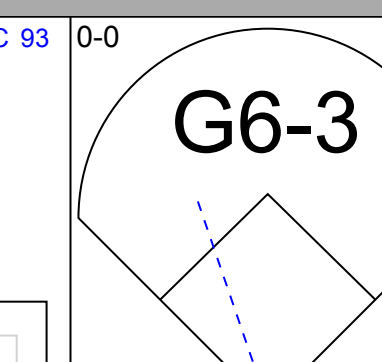
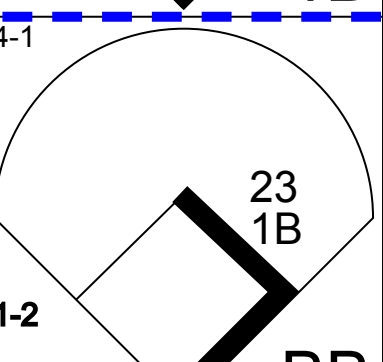
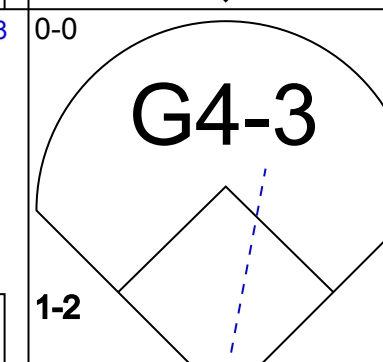
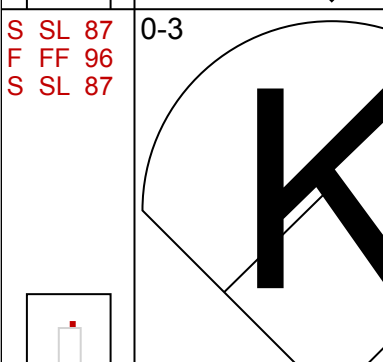
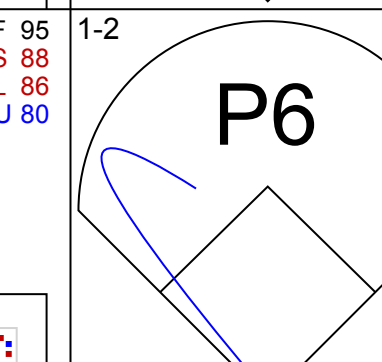
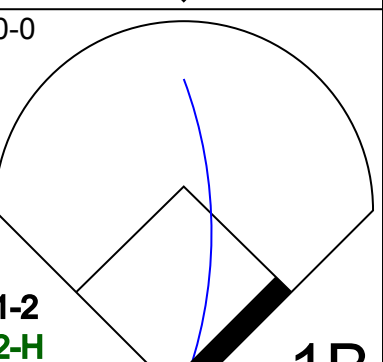
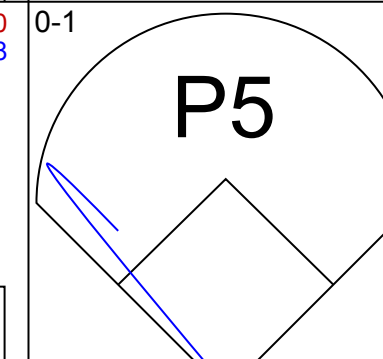
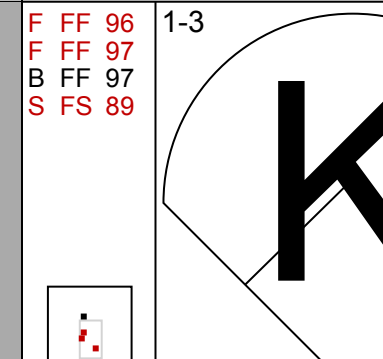
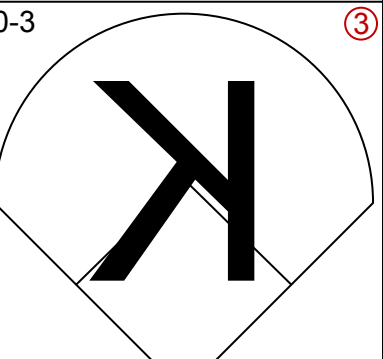
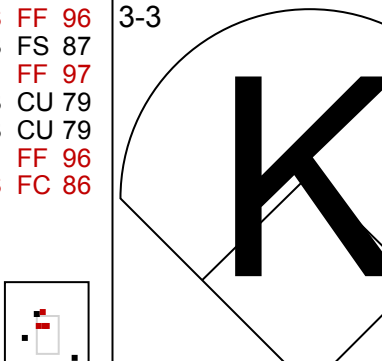
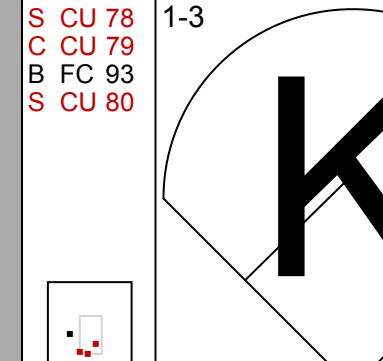
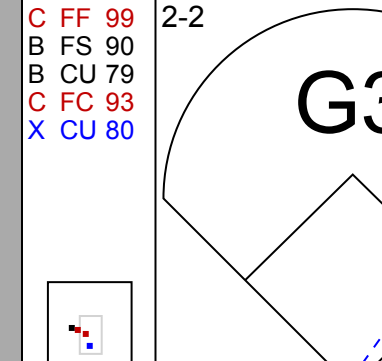
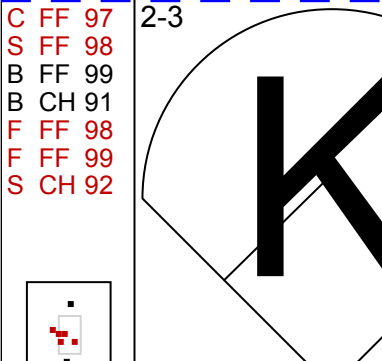
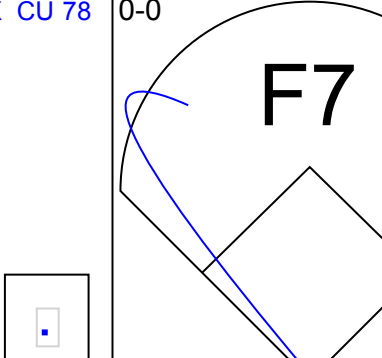
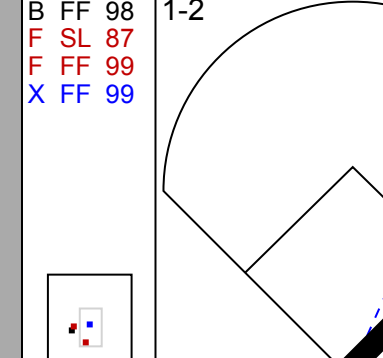
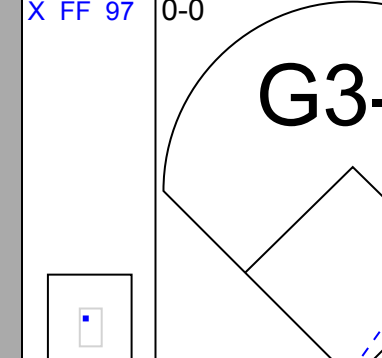
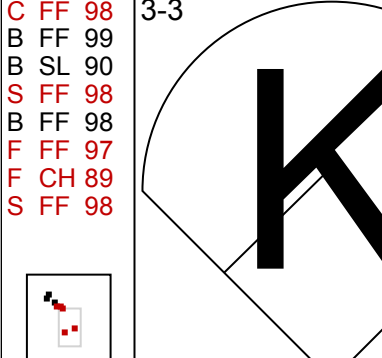
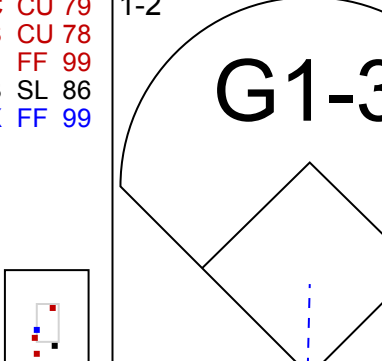
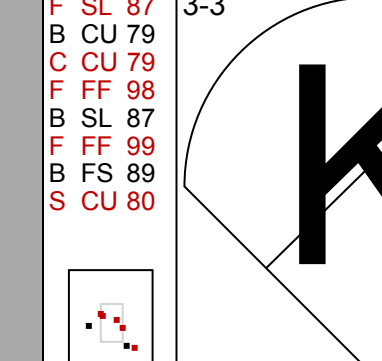
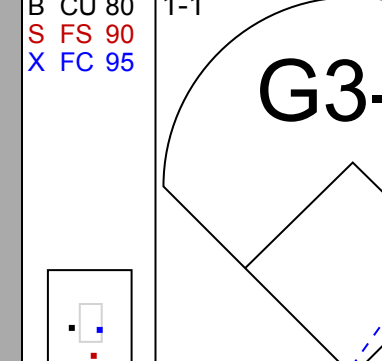
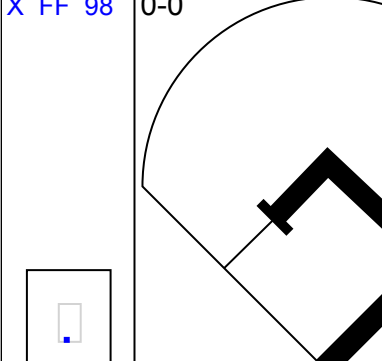
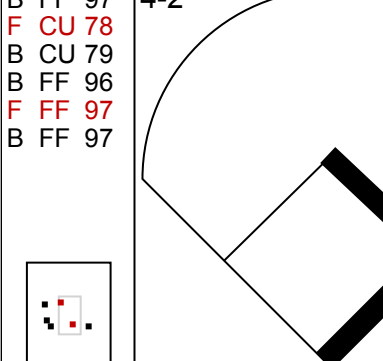
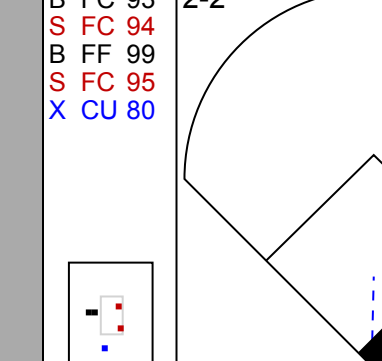
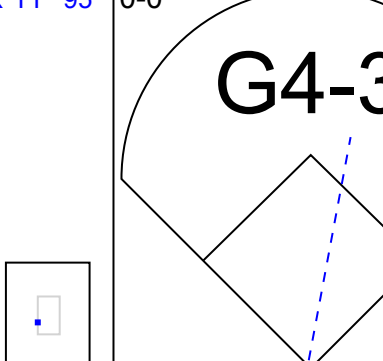
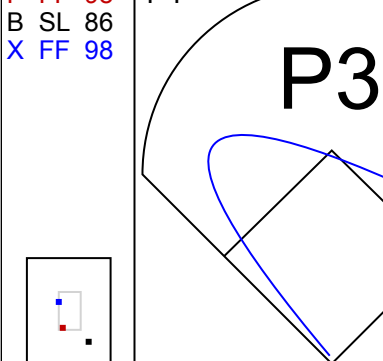
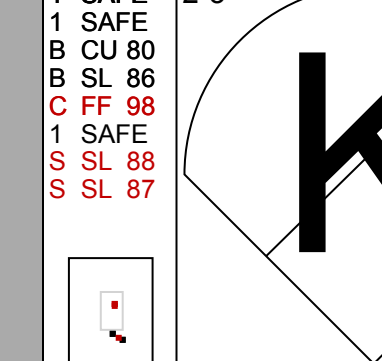
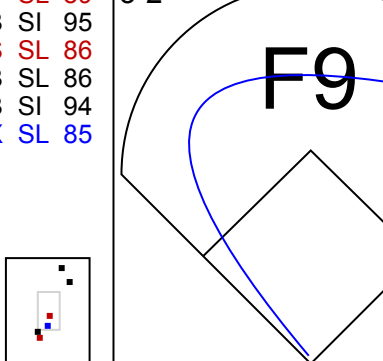


| Batter | 1 | 2 | 3 | 4 | 5 | 6 | 7 | 8 | 9 | AB | R | H | RBI | BB | SO | LOB | BOTTOM | | | | | | | | |
|---|---|---|---|---|---|---|---|---|---|---|---|---|---|---|---|---|---|---|---|---|---|---|---|---|---|
| 5 Enrique Hernández, R (1, 8) OBP: 0.342, SLG: 0.460 | C FF 94 B FF 96 S SL 86 | | X SL 85 | | B FF 94 R FF 94 X FF 94 | | F FF 94 B SL 83 S SL 83 X FF 96 | S SL 81 X FF 93 | | 5 | 0 | 0 | 0 | 0 | 1 | 3 | | | | | | | | | |
| 18 Kyle Schwarber, L (1, 3) OBP: 0.370, SLG: 0.565 | F FF 96 B CU 81 C FF 97 C ST 85 X FF 98 | | C CU 80 F CH 88 B FF 96 X FF 97 | | C SL 86 D SL 87 X FF 95 | | C FF 94 B FF 96 D SL 86 X SL 85 | X FF 93 | B SL 84 B FF 91 B FF 92 B FF 92 | | 4 | 2 | 2 | 0 | 1 | 0 | 1 | | | | | | | | |
| 28 J.D. Martínez, R (1, 10) OBP: 0.348, SLG: 0.516 | B SL 96 B FF 96 X FF 96 | | C SL 96 B FF 97 X FF 96 | | C FF 94 B FF 96 D SL 86 X SL 85 | | X SL 82 | B FF 93 X SL 84 | F FF 93 B SL 84 X SL 84 | | 3 | 0 | 1 | 0 | 0 | 0 | 1 | | | | | | | | |
| 23 Travis Shaw, L (6, PH) OBP: 0.285, SLG: 0.371 | | | C SL 96 B FF 97 X FF 96 | | C FF 94 B FF 96 D SL 86 X SL 85 | | X SL 82 | B FF 94 X FF 94 | B SL 84 B FF 92 X FF 92 | | 3 | 0 | 1 | 0 | 0 | 1 | 0 | | | | | | | | |
| 11 Rafael Devers, L (1, 5) OBP: 0.350, SLG: 0.542 | | B FF 96 X CU 80 | B FF 96 X FF 96 | | F FF 95 B SL 86 B FF 95 X FF 95 | | C FF 94 B SL 84 S SL 84 | B FF 94 X FF 94 | B SL 84 B FF 92 X FF 92 | | 2 | 1 | 1 | 1 | 0 | 0 | 0 | | | | | | | | |
| 29 Bobby Dalbec, R (8, 5) OBP: 0.302, SLG: 0.483 | | B FF 96 X CU 80 | B FF 96 X FF 96 | | F FF 95 B SL 86 B FF 95 X FF 95 | | C FF 94 B SL 84 S SL 84 | B FF 94 X FF 94 | B SL 84 B FF 92 X FF 92 | | 2 | 2 | 2 | 4 | 0 | 0 | 0 | | | | | | | | |
| 10 Hunter Renfroe, R (1, 9) OBP: 0.321, SLG: 0.508 | | B FF 96 1 SAFE X FF 95 | B FF 96 X FF 96 | | F FF 95 B SL 86 B FF 95 X FF 95 | | C FF 94 B SL 84 S SL 84 | B FF 94 X FF 94 | B SL 84 B FF 92 X FF 92 | | 3 | 0 | 1 | 0 | 0 | 1 | 0 | | | | | | | | |
| 22 Danny Santana, S (8, 7) OBP: 0.250, SLG: 0.349 | | C FF 96 F SL 85 C FF 97 | C FF 96 F SL 85 C FF 97 | | F FF 95 B SL 86 B FF 95 X FF 95 | | C FF 94 B SL 84 S SL 84 | B FF 94 X FF 94 | B SL 84 B FF 92 X FF 92 | | 2 | 1 | 1 | 1 | 0 | 0 | 0 | | | | | | | | |
| 99 Alex Verdugo, L (1, 7) OBP: 0.358, SLG: 0.431 | | C FF 96 F SL 85 C FF 97 | C FF 96 F SL 85 C FF 97 | | F FF 95 B SL 86 B FF 95 X FF 95 | | C FF 94 B SL 84 S SL 84 | B FF 94 X FF 94 | B SL 84 B FF 92 X FF 92 | | 5 | 0 | 3 | 0 | 0 | 1 | 2 | | | | | | | | |
| 7 Christian Vázquez, R (1, 2) OBP: 0.309, SLG: 0.345 | | S SL 86 B FF 97 X FF 96 | S SL 86 B FF 97 X FF 96 | | B SL 87 X FF 94 | | C FF 94 B SL 83 X SL 84 | X FF 94 | C FF 90 F SL 84 D SL 81 | | 5 | 1 | 1 | 1 | 0 | 0 | 4 | | | | | | | | |
| 12 Jose Iglesias, R (1, 6) OBP: 0.296, SLG: 0.375 | | B FF 96 D FF 96 X ST 86 | B FF 96 D FF 96 X ST 86 | | B FF 96 X FF 93 | | B FF 93 X FF 92 | D SL 82 F SL 86 S SL 81 X FF 92 | B SL 84 B FF 92 X FF 92 | | 4 | 0 | 1 | 0 | 0 | 0 | 2 | | | | | | | | |
| 3 Jonathan Araúz, S (1, 4) OBP: 0.282, SLG: 0.381 | | B FF 94 C FC 94 C FC 94 X SL 86 | B FF 94 C FC 94 C FC 94 X SL 86 | | B FF 93 X FF 93 | | C FF 93 B SL 83 X SL 82 | C FF 93 F FF 97 F FF 97 X SL 84 | B SL 84 B FF 92 X FF 92 | | 4 | 0 | 2 | 1 | 0 | 0 | 0 | | | | | | | | |
| Inning Stats | R: 0 E: 0 K: 1 S: 8 | H: 0 LOB: 0 BB: 0 P: 13 | R: 1 E: 0 K: 1 S: 11 | H: 2 LOB: 1 BB: 0 P: 17 | R: 0 E: 0 K: 0 S: 12 | H: 2 LOB: 2 BB: 0 P: 17 | R: 0 E: 0 K: 0 S: 5 | H: 1 LOB: 0 BB: 0 P: 11 | R: 0 E: 0 K: 0 S: 7 | H: 1 LOB: 1 BB: 0 P: 13 | R: 0 E: 0 K: 1 S: 11 | H: 1 LOB: 0 BB: 0 P: 13 | R: 0 E: 0 K: 1 S: 7 | H: 0 LOB: 0 BB: 0 P: 11 | R: 4 E: 0 K: 1 S: 26 | H: 6 LOB: 2 BB: 0 P: 32 | R: 2 E: 0 K: 1 S: 15 | H: 2 LOB: 1 BB: 1 P: 22 | 1B: 10 2B: 2 3B: 0 HR: 3 | SF: 0 SAC: 0 DP: 0 HBP: 0 | WP: 0 PB: 0 SB: 0 CS: 0 | PA: 43 | | | |
| PITCHER | IP WLS BF H R ER SO BB IBB HBP BLK WP HR S P ERA WHIP | IP WLS BF H R ER SO BB IBB HBP BLK WP HR S P ERA WHIP | IP WLS BF H R ER SO BB IBB HBP BLK WP HR S P ERA WHIP | IP WLS BF H R ER SO BB IBB HBP BLK WP HR S P ERA WHIP | IP WLS BF H R ER SO BB IBB HBP BLK WP HR S P ERA WHIP | IP WLS BF H R ER SO BB IBB HBP BLK WP HR S P ERA WHIP | IP WLS BF H R ER SO BB IBB HBP BLK WP HR S P ERA WHIP | IP WLS BF H R ER SO BB IBB HBP BLK WP HR S P ERA WHIP | IP WLS BF H R ER SO BB IBB HBP BLK WP HR S P ERA WHIP | IP WLS BF H R ER SO BB IBB HBP BLK WP HR S P ERA WHIP | IP WLS BF H R ER SO BB IBB HBP BLK WP HR S P ERA WHIP | IP WLS BF H R ER SO BB IBB HBP BLK WP HR S P ERA WHIP | IP WLS BF H R ER SO BB IBB HBP BLK WP HR S P ERA WHIP | IP WLS BF H R ER SO BB IBB HBP BLK WP HR S P ERA WHIP | IP WLS BF H R ER SO BB IBB HBP BLK WP HR S P ERA WHIP | IP WLS BF H R ER SO BB IBB HBP BLK WP HR S P ERA WHIP | IP WLS BF H R ER SO BB IBB HBP BLK WP HR S P ERA WHIP | IP WLS BF H R ER SO BB IBB HBP BLK WP HR S P ERA WHIP | IP WLS BF H R ER SO BB IBB HBP BLK WP HR S P ERA WHIP | IP WLS BF H R ER SO BB IBB HBP BLK WP HR S P ERA WHIP | IP WLS BF H R ER SO BB IBB HBP BLK WP HR S P ERA WHIP | IP WLS BF H R ER SO BB IBB HBP BLK WP HR S P ERA WHIP | IP WLS BF H R ER SO BB IBB HBP BLK WP HR S P ERA WHIP | IP WLS BF H R ER SO BB IBB HBP BLK WP HR S P ERA WHIP | IP WLS BF H R ER SO BB IBB HBP BLK WP HR S P ERA WHIP |

Tampa Bay Rays @ Boston Red Sox
Fenway Park, Boston, MA
Tue Sep 07 2021, 7:13 PM - 10:09 PM EDT
Att: 25,065 - Partly Cloudy - 77 F

AB 42
R 7
H 15
RBI 7
BB 1
SO 5
LOB 17

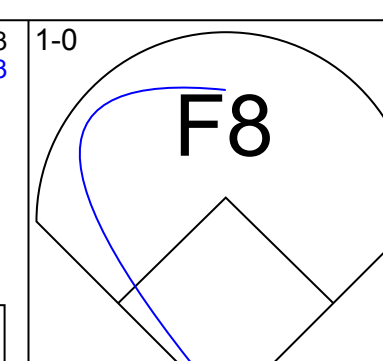
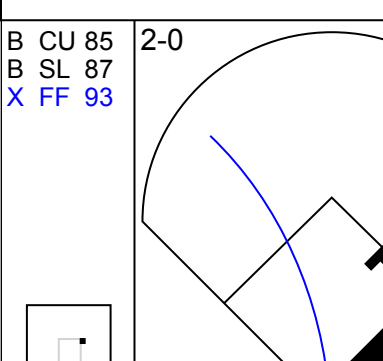
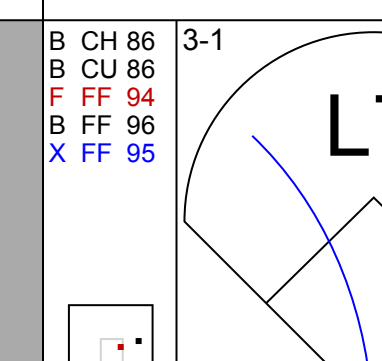
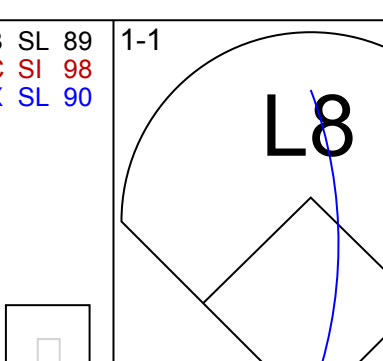
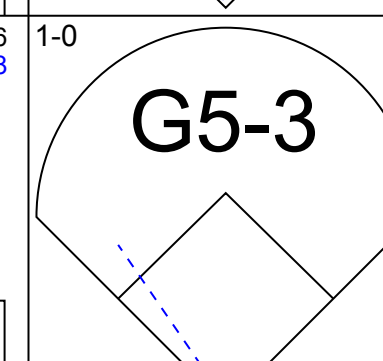
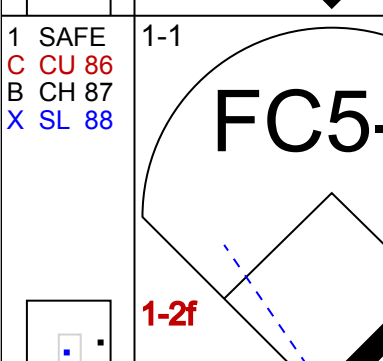
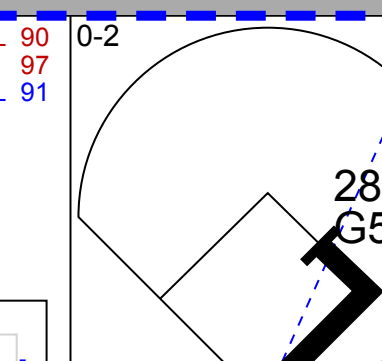
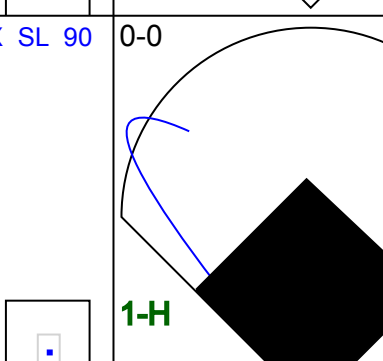
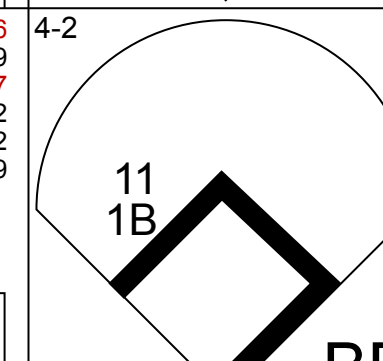
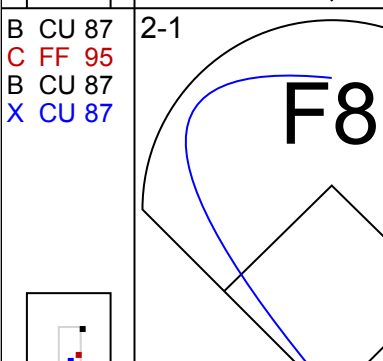
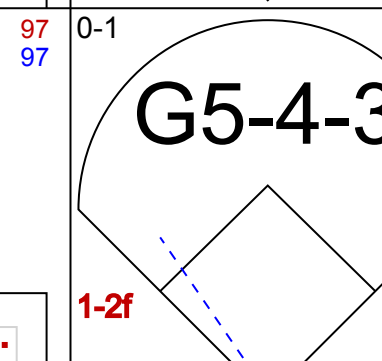
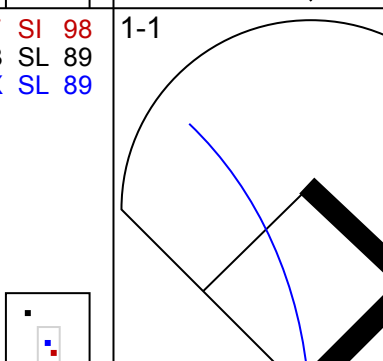
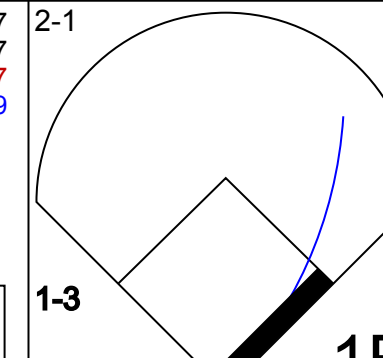
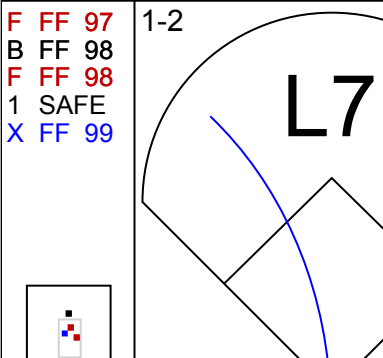
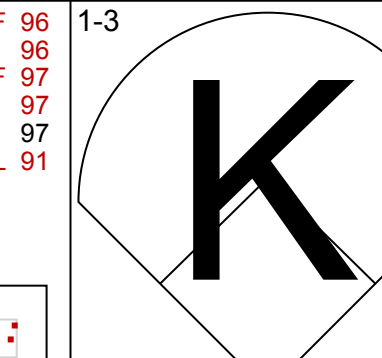
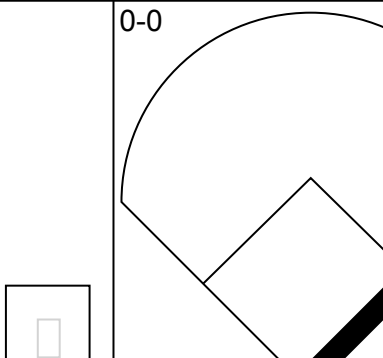
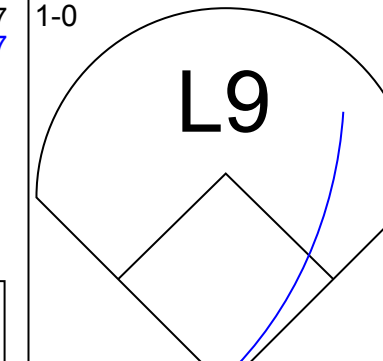
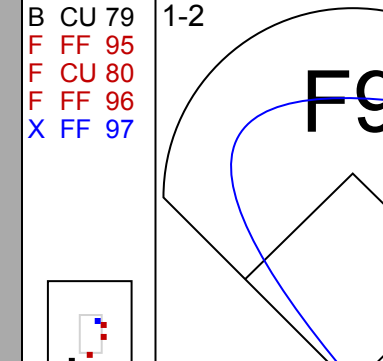
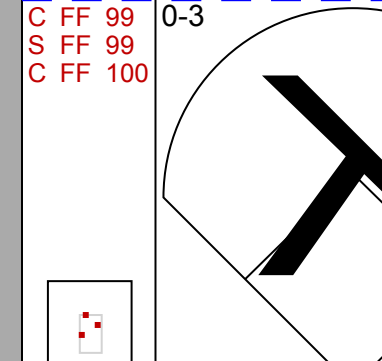
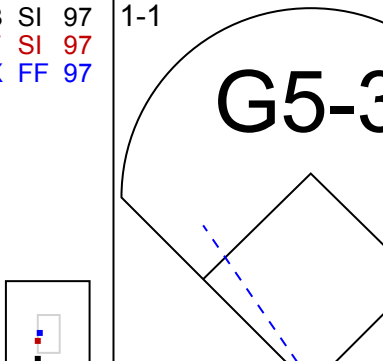
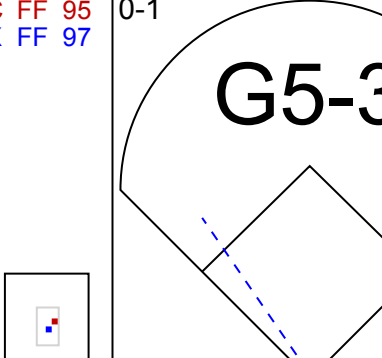
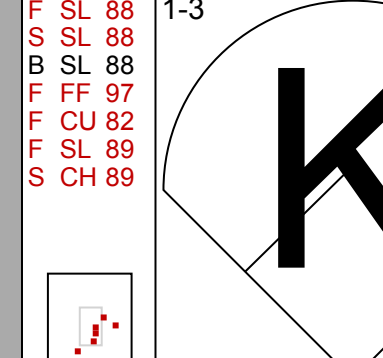
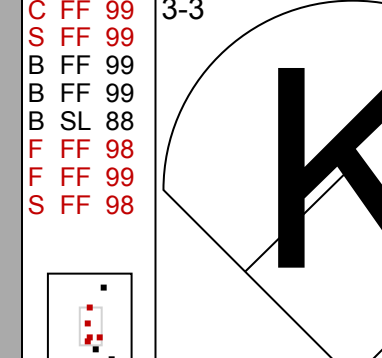
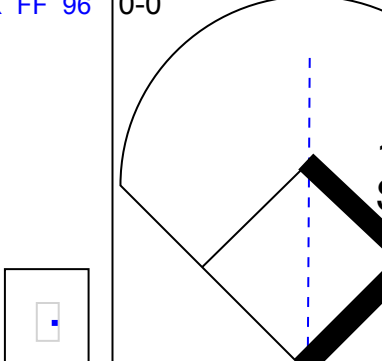
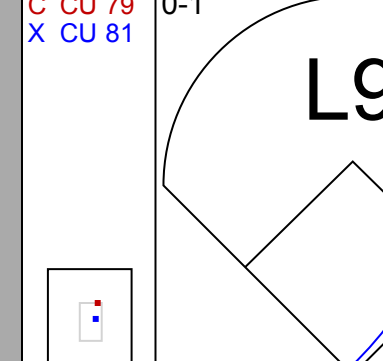
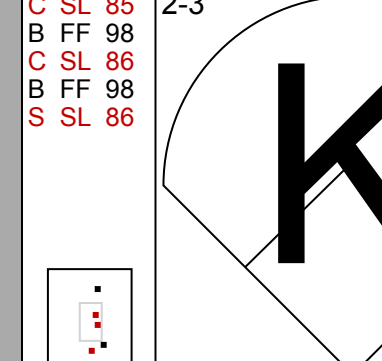
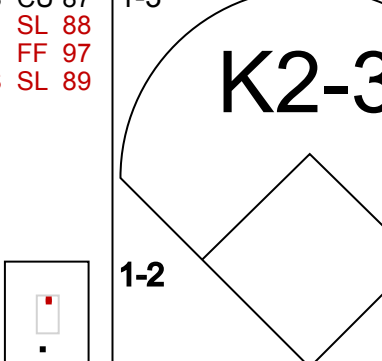
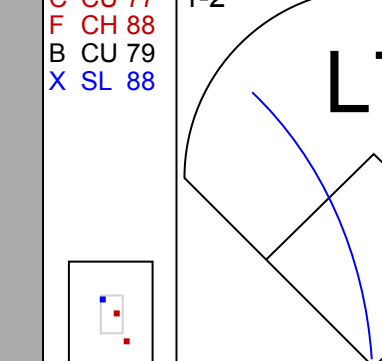
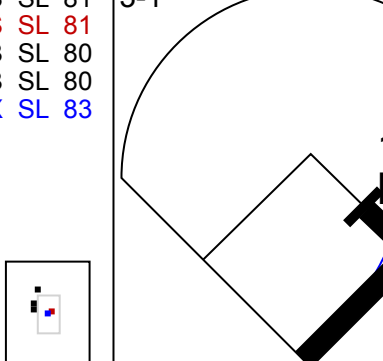
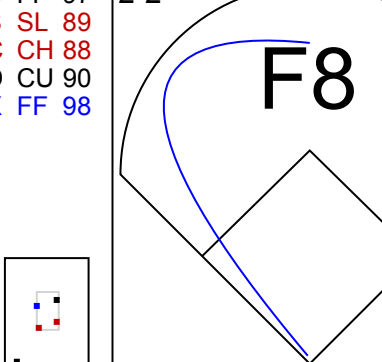
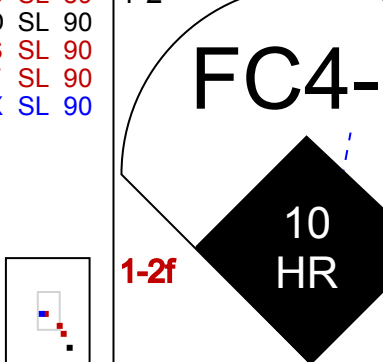
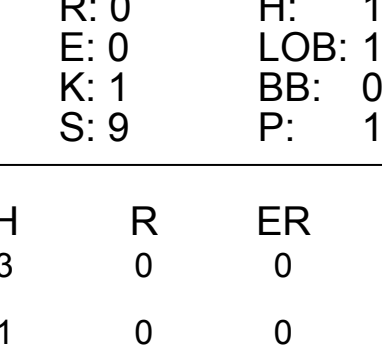
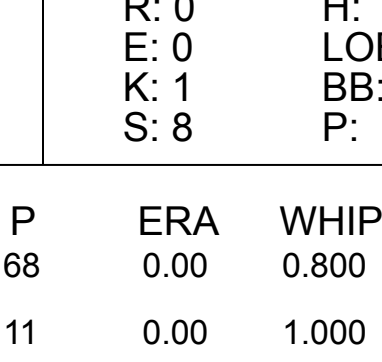
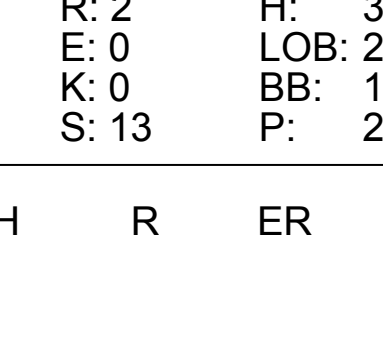


| Batter | 1 | 2 | 3 | 4 | 5 | 6 | 7 | 8 | 9 | AB | R | H | RBI | BB | SO | LOB | TOP | | | | | |
|--|---|----------------------------------|--|---|---|---|---|---|---|----------------------------------|------------------------------|---------------------------------|------------------------------|---------------------------------|-------------------------------|----------------------------------|-------------------------------|----------------------------------|----------------------------------|------------------------------------|----------------------------------|--------|
| 8 Brandon Lowe, L (1,4) OBP: 0.339, SLG: 0.505 |  | |  | |  | | |  | | 3 | 1 | 2 | 0 | 1 | 1 | 1 | | | | | | |
| 5 Wander Franco, S (1,6) OBP: 0.344, SLG: 0.461 |  | |  | | |  | |  | | 3 | 0 | 0 | 0 | 1 | 0 | 3 | | | | | | |
| 23 Nelson Cruz, R (1,10) OBP: 0.344, SLG: 0.526 |  | |  | | |  | |  | | 4 | 0 | 1 | 1 | 0 | 1 | 3 | | | | | | |
| 17 Austin Meadows, L (1,7) OBP: 0.318, SLG: 0.458 |  | | | |  | | |  | | 4 | 0 | 0 | 0 | 0 | 3 | 3 | | | | | | |
| 26 Ji Man Choi, L (1,3) OBP: 0.358, SLG: 0.426 |  | | |  | | |  |  | | 4 | 0 | 0 | 0 | 0 | 3 | 0 | | | | | | |
| 13 Manuel Margot, R (1,8) (8,9) OBP: 0.307, SLG: 0.394 |  | | |  | | |  |  | | 4 | 0 | 1 | 0 | 0 | 1 | 0 | | | | | | |
| 18 Joey Wendle, L (1,5) OBP: 0.325, SLG: 0.433 |  | | | |  | | |  |  | 4 | 0 | 1 | 0 | 0 | 1 | 0 | | | | | | |
| 53 Josh Lowe, L (1,9) OBP: 1.000, SLG: 1.000 | | |  | | |  | |  | | 1 | 0 | 1 | 0 | 1 | 0 | 0 | | | | | | |
| 2 Yandy Diaz, R (8,PH) OBP: 0.357, SLG: 0.374 | | | | | | | | | | 1 | 0 | 0 | 0 | 0 | 0 | 0 | | | | | | |
| 39 Kevin Kiermaier, L (8,8) OBP: 0.303, SLG: 0.354 | | | | | | | | | | 0 | 0 | 0 | 0 | 0 | 0 | 0 | | | | | | |
| 10 Mike Zunino, R (1,2) OBP: 0.300, SLG: 0.559 |  | | | |  | | |  | | 3 | 0 | 0 | 0 | 0 | 1 | 2 | | | | | | |
| Inning Stats | R: 0 E: 0 K: 0 S: 9 | H: 1 LOB: 1 BB: 0 P: 10 | R: 0 E: 0 K: 1 S: 9 | H: 0 LOB: 0 BB: 0 P: 13 | R: 0 E: 0 K: 1 S: 11 | H: 0 LOB: 2 BB: 2 P: 22 | R: 0 E: 0 K: 2 S: 9 | H: 1 LOB: 1 BB: 0 P: 12 | R: 0 E: 0 K: 3 S: 14 | H: 1 LOB: 1 BB: 0 P: 23 | R: 0 E: 0 K: 1 S: 7 | H: 0 LOB: 0 BB: 0 P: 9 | R: 0 E: 0 K: 0 S: 6 | H: 0 LOB: 0 BB: 0 P: 9 | R: 1 E: 0 K: 1 S: 11 | H: 2 LOB: 2 BB: 1 P: 18 | R: 0 E: 0 K: 2 S: 11 | H: 1 LOB: 1 BB: 0 P: 16 | 1B: 5 2B: 1 3B: 0 HR: 0 | SF: 0 SAC: 0 DP: 0 HBP: 0 | WP: 0 PB: 0 SB: 1 CS: 0 | PA: 34 |
| PITCHER | IP | WLS | BF | H | R | ER | SO | BB | IBB | HBP | BLK | WP | HR | S | P | ERA | WHIP | | | | | |
| 17 Nathan Eovaldi, R (1,1) ERA: 3.57 | 7.0 | | 25 | 3 | 0 | 0 | 8 | 2 | 0 | 0 | 0 | 0 | 0 | 65 | 98 | 0.00 | 0.714 | | | | | |
| 38 Josh Taylor, L (8,1) ERA: 3.68 | 0.2 | | 3 | 1 | 1 | 1 | 0 | 0 | 0 | 0 | 0 | 0 | 0 | 6 | 9 | 13.50 | 1.500 | | | | | |
| 43 Garrett Richards, R (8,1) ERA: 4.7 | 0.1 | W | 3 | 1 | 0 | 0 | 1 | 1 | 0 | 0 | 0 | 0 | 0 | 5 | 9 | 0.00 | 6.000 | | | | | |
| 56 Hansel Robles, R (9,1) ERA: 5.22 | 1.0 | S | 3 | 1 | 0 | 0 | 2 | 0 | 0 | 0 | 0 | 0 | 0 | 11 | 16 | 0.00 | 1.000 | | | | | |

Tampa Bay Rays @ Boston Red Sox
Fenway Park, Boston, MA
Wed Sep 08 2021, 7:13 PM - 9:57 PM EDT
Att: 26,649 - Partly Cloudy - 77 F

| | |
|-----|----|
| AB | 31 |
| R | 1 |
| H | 6 |
| RBI | 1 |
| BB | 3 |
| SO | 11 |
| LOB | 12 |

































































| Batter | 1 | 2 | 3 | 4 | 5 | 6 | 7 | 8 | 9 | AB | R | H | RBI | BB | SO | LOB | BOTTOM | | | | | |
|---|---|---|---|---|---|---|---|---|------------------------------|----------------------------------|-------------------------------|----------------------------------|-------------------------------|----------------------------------|-------------------------------|----------------------------------|-------------------------------|----------------------------------|----------------------------------|------------------------------------|----------------------------------|--------|
| 5 Enrique Hernández, R (1,8) (9,6) OBP: 0.341, SLG: 0.458 |  | |  | |  | | |  | | 4 | 0 | 1 | 0 | 0 | 0 | 1 | | | | | | |
| 10 Hunter Renfroe, R (1,9) OBP: 0.322, SLG: 0.515 |  | |  | | |  | |  | | 4 | 1 | 2 | 2 | 0 | 0 | 1 | | | | | | |
| 28 J.D. Martinez, R (1,10) OBP: 0.349, SLG: 0.517 |  | |  | | |  | |  | | 3 | 0 | 1 | 0 | 1 | 0 | 2 | | | | | | |
| 11 Rafael Devers, L (1,5) (9,4) OBP: 0.351, SLG: 0.541 |  | |  | | |  | |  | | 3 | 0 | 1 | 0 | 1 | 1 | 1 | | | | | | |
| 29 Bobby Dalbec, R (1,3) (9,5) OBP: 0.299, SLG: 0.478 |  | | |  | | |  |  | | 4 | 0 | 0 | 0 | 0 | 1 | 4 | | | | | | |
| 25 Kevin Plawecki, R (1,2) OBP: 0.383, SLG: 0.387 | |  | |  | | |  | | | 3 | 0 | 0 | 0 | 0 | 2 | 0 | | | | | | |
| 22 Danny Santana, S (1,7) (9,8) OBP: 0.252, SLG: 0.348 | |  | |  | | |  | | | 3 | 0 | 1 | 0 | 0 | 1 | 0 | | | | | | |
| 12 Jose Iglesias, R (1,6) (8,PH) OBP: 0.295, SLG: 0.374 | |  | | |  | | |  | | 2 | 0 | 0 | 0 | 0 | 1 | 1 | | | | | | |
| 99 Alex Verdugo, L (8,PH) (9,7) OBP: 0.359, SLG: 0.432 | |  | | | | | |  | | 1 | 0 | 1 | 0 | 0 | 0 | 0 | | | | | | |
| 3 Jonathan Araúz, S (1,4) OBP: 0.274, SLG: 0.369 | |  | | |  | | |  | | 2 | 0 | 0 | 0 | 0 | 1 | 1 | | | | | | |
| 18 Kyle Schwarber, L (8,PH) OBP: 0.369, SLG: 0.584 | | | | | | | | | | 1 | 1 | 0 | 0 | 0 | 0 | 1 | | | | | | |
| 23 Travis Shaw, L (9,3) OBP: 0.285, SLG: 0.371 | | | | | | | | | | 0 | 0 | 0 | 0 | 0 | 0 | 0 | | | | | | |
| Inning Stats | R: 0 E: 0 K: 0 S: 7 | H: 1 LOB: 2 BB: 1 P: 16 | R: 0 E: 0 K: 1 S: 9 | H: 1 LOB: 1 BB: 0 P: 12 | R: 0 E: 0 K: 1 S: 8 | H: 1 LOB: 1 BB: 0 P: 14 | R: 0 E: 0 K: 1 S: 12 | H: 0 LOB: 0 BB: 0 P: 14 | R: 0 E: 0 K: 1 S: 8 | H: 0 LOB: 0 BB: 0 P: 12 | R: 0 E: 0 K: 1 S: 10 | H: 1 LOB: 0 BB: 0 P: 11 | R: 0 E: 0 K: 3 S: 11 | H: 0 LOB: 0 BB: 0 P: 16 | R: 2 E: 0 K: 0 S: 13 | H: 3 LOB: 2 BB: 1 P: 20 | R: 0 E: 0 K: 2 S: 11 | H: 0 LOB: 0 BB: 1 P: 16 | 1B: 5 2B: 1 3B: 0 HR: 1 | SF: 0 SAC: 0 DP: 1 HBP: 0 | WP: 0 PB: 0 SB: 1 CS: 0 | PA: 32 |
| PITCHER | IP | WLS | BF | H | R | ER | SO | BB | IBB | HBP | BLK | WP | HR | S | P | ERA | WHIP | | | | | |
| 62 Shane Bieber, L (1,1) ERA: 3.59 | 5.0 | | 19 | 3 | 0 | 0 | 3 | 1 | 0 | 0 | 0 | 0 | 0 | 44 | 68 | 0.00 | 0.800 | | | | | |
| 36 Andrew Kittredge, R (8,1) ERA: 1.38 | 1.0 | | 3 | 1 | 0 | 0 | 1 | 0 | 0 | 0 | 0 | 0 | 0 | 10 | 11 | 0.00 | 1.000 | | | | | |
| 29 Pete Fairbanks, R (7,1) ERA: 3.5 | 1.0 | | 3 | 0 | 0 | 0 | 3 | 0 | 0 | 0 | 0 | 0 | 0 | 11 | 16 | 0.00 | 0.000 | | | | | |
| 37 Matt Wisler, R (8,1) ERA: 3.86 | 0.0 | | 1 | 1 | 1 | 1 | 0 | 0 | 0 | 0 | 0 | 0 | 0 | 2 | 5 | = | = | | | | | |
| 84 JT Chargois, R (8,1) ERA: 5.24 | 1.0 | L | 6 | 2 | 1 | 1 | 0 | 0 | 1 | 0 | 0 | 0 | 1 | 11 | 15 | 9.00 | 2.000 | | | | | |

Tampa Bay Rays @ Boston Red Sox
Fenway Park, Boston, MA
Wed Sep 08 2021, 7:13 PM - 9:57 PM EDT
Att: 26,649 - Partly Cloudy - 77 F

| | |
|-----|----|
| AB | 30 |
| R | 2 |
| H | 7 |
| RBI | 2 |
| BB | 2 |
| SO | 7 |
| LOB | 12 |



























































































| Batter | 1 | 2 | 3 | 4 | 5 | 6 | 7 | 8 | 9 | 10 | 11 | AB | R | H | RBI | BB | SO | LOB | TOP | |
|--|---|----------------------------------|---|----------------------------------|---|----------------------------------|---|---|---|---|------------------------------|---------------------------------|------------------------------|----------------------------------|------------------------------|----------------------------------|----------------------------------|------------------------------------|----------------------------------|--------|
| 56 Randy Arozarena, R (1.7) OBP: 0.355, SLG: 0.464 26 Ji Man Choi, L (8.3) |  | |  | |  | | |  |  |  | | 3 | 1 | 1 | 0 | 0 | 2 | 1 | | |
| 13 Manuel Margot, R (1.9) OBP: 0.305, SLG: 0.389 |  | |  | |  | |  |  |  |  | | 5 | 1 | 1 | 0 | 1 | 1 | 2 | | |
| 23 Nelson Cruz, R (1.10) OBP: 0.347, SLG: 0.530 |  | |  | |  | |  |  |  |  | | 4 | 2 | 1 | 1 | 1 | 1 | 3 | | |
| 2 Yandy Diaz, R (1.5) OBP: 0.360, SLG: 0.379 |  | |  | |  | |  |  |  |  | | 5 | 0 | 2 | 3 | 0 | 0 | 0 | | |
| 25 Jordan Luplow, R (1.3) 39 Kevin Kiermaier, L (8.8) |  | |  | |  | |  |  |  |  | | 4 | 0 | 1 | 0 | 0 | 2 | 1 | | |
| 6 Taylor Walls, S (1.6) OBP: 0.316, SLG: 0.306 |  | |  | |  | |  |  |  |  | | 3 | 0 | 0 | 0 | 2 | 0 | 2 | | |
| 18 Joey Wendle, L (1.4) OBP: 0.324, SLG: 0.440 |  | |  | |  | |  |  |  |  | | 5 | 0 | 0 | 0 | 0 | 1 | 4 | | |
| 28 Francisco Mejia, S (1.2) 17 Austin Meadows, L (8. PH) 10 Mike Zunino, R (8.2) |  | |  | |  | |  |  |  |  | | 2 | 0 | 0 | 0 | 0 | 1 | 0 | | |
| 35 Brett Phillips, L (1.8) OBP: 0.316, SLG: 0.423 |  | |  | |  | |  |  |  |  | | 3 | 1 | 1 | 2 | 2 | 1 | 1 | | |
| Inning Stats | R: 0 E: 0 K: 2 S: 13 | H: 0 LOB: 0 BB: 0 P: 19 | R: 0 E: 0 K: 1 S: 9 | H: 0 LOB: 1 BB: 1 P: 16 | R: 0 E: 0 K: 3 S: 12 | H: 1 LOB: 0 BB: 0 P: 14 | R: 1 E: 0 K: 1 S: 11 | H: 1 LOB: 0 BB: 0 P: 21 | R: 0 E: 0 K: 1 S: 10 | H: 0 LOB: 1 BB: 1 P: 16 | R: 0 E: 1 K: 0 S: 5 | H: 0 LOB: 1 BB: 0 P: 6 | R: 2 E: 0 K: 1 S: 7 | H: 1 LOB: 2 BB: 2 P: 15 | R: 0 E: 0 K: 1 S: 8 | H: 0 LOB: 1 BB: 1 P: 16 | 1B: 4 2B: 3 3B: 0 HR: 2 | SF: 0 SAC: 0 DP: 1 HBP: 1 | WP: 0 PB: 0 SB: 1 CS: 1 | PA: 47 |
| PITCHER | 29 Tarik Skubal, L (1.1) ERA: 4.21 | IP: 3.0 WLS: 11 | WLS: 11 | ER: 0 SO: 6 | BB: 1 IBB: 0 | HBP: 0 BLK: 0 | WP: 0 HR: 1 | S: 34 P: 49 | ERA: 0.00 WHIP: 0.667 | 65 Gregory Soto, L (9.1) ERA: 3.06 | IP: 2.0 WLS: 10 | H: 1 R: 2 | R: 1 ER: 1 | SO: 1 | BB: 1 IBB: 0 | HBP: 0 BLK: 0 | WP: 0 HR: 0 | S: 12 P: 21 | ERA: 4.50 WHIP: 1.000 | |
| 62 José Ureña, R (4.1) ERA: 5.79 | 3.0 | 11 | 2 | 1 | 1 | 2 | 1 | 0 | 0 | 0 | 0 | 0 | 1 | 28 | 49 | 3.00 | 1.000 | | | |
| 32 Michael Fulmer, R (7.1) ERA: 3.39 | 1.0 | H: 3 | 1 | 0 | 0 | 0 | 0 | 0 | 0 | 0 | 0 | 0 | 0 | 8 | 13 | 0.00 | 1.000 | | | |
| 67 José Cisneros, R (8.1) ERA: 3.65 | 0.0 | B: 4 | 2 | 4 | 4 | 0 | 1 | 0 | 4 | 11 | ∞ | ∞ | | | | | | | | |
| 57 Alex Lange, R (8.1) ERA: 4.82 | 1.0 | 4 | 1 | 0 | 0 | 0 | 0 | 0 | 0 | 9 | 13 | 0.00 | 1.000 | | | | | | | |

Tampa Bay Rays @ Detroit Tigers
Comerica Park, Detroit, MI
Sun Sep 12 2021, 12:11 PM - 3:58 PM EDT
Att: 13,396 - Sunny - 78 F

livebaseballscores.com

AB 40
R 7
H 8
RBI 7
BB 6
SO 10
LOB 17




| Batter | 1 | 2 | 3 | 4 | 5 | 6 | 7 | 8 | 9 | 10 | 11 | AB | R | H | RBI | BB | SO | LOB | BOTTOM | |
|---|---|----------------------------------|---|----------------------------------|---|----------------------------------|---|---|---|---|---|----------------------------------|------------------------------|----------------------------------|------------------------------|----------------------------------|----------------------------------|------------------------------------|----------------------------------|--------|
| 60 Akil Baddoo, L (1.8) OBP: 0.329, SLG: 0.455 |  | |  | |  | | |  |  |  |  | 5 | 1 | 2 | 0 | 1 | 1 | 2 | | |
| 7 Jonathan Schoop, R (1.3) OBP: 0.320, SLG: 0.441 |  | |  | |  | |  |  |  |  |  | 6 | 2 | 2 | 0 | 0 | 0 | 6 | | |
| 8 Robbie Grossman, S (1.7) OBP: 0.357, SLG: 0.432 |  | |  | |  | |  |  |  |  |  | 4 | 0 | 1 | 1 | 2 | 0 | 2 | | |
| 24 Miguel Cabrera, R (1.10) OBP: 0.326, SLG: 0.402 |  | |  | |  | |  |  |  |  |  | 4 | 0 | 1 | 2 | 0 | 2 | 3 | | |
| 54 Derek Hill, R (8. PR) OBP: 0.314, SLG: 0.372 |  | |  | |  | |  |  |  |  |  | 1 | 1 | 0 | 0 | 0 | 0 | 0 | | |
| 46 Jeimer Candelario, S (1.5) OBP: 0.350, SLG: 0.449 |  | |  | |  | |  |  |  |  |  | 5 | 2 | 2 | 3 | 0 | 1 | 2 | | |
| 30 Harold Castro, L (1.4) OBP: 0.314, SLG: 0.348 |  | |  | |  | |  |  |  |  |  | 5 | 0 | 1 | 0 | 0 | 0 | 1 | | |
| 28 Niko Goodrum, S (1.6) OBP: 0.295, SLG: 0.329 |  | |  | |  | |  |  |  |  |  | 5 | 0 | 0 | 0 | 0 | 1 | 2 | | |
| 64 Dustin Garneau, R (1.2) OBP: 0.286, SLG: 0.647 |  | |  | |  | |  |  |  |  |  | 3 | 1 | 1 | 0 | 0 | 0 | 0 | | |
| 13 Eric Haase, R (9. PH) OBP: 0.291, SLG: 0.488 |  | |  | |  | |  |  |  |  |  | 2 | 0 | 1 | 0 | 0 | 0 | 0 | | |
| 22 Victor Reyes, S (1.9) OBP: 0.276, SLG: 0.415 |  | |  | |  | |  |  |  |  |  | 2 | 1 | 1 | 1 | 2 | 1 | 0 | | |
| Inning Stats | R: 0 E: 0 K: 1 S: 11 | H: 0 LOB: 0 BB: 0 P: 15 | R: 0 E: 0 K: 2 S: 11 | H: 0 LOB: 0 BB: 0 P: 14 | R: 1 E: 0 K: 0 S: 14 | H: 3 LOB: 3 BB: 1 P: 22 | R: 1 E: 0 K: 0 S: 7 | H: 1 LOB: 0 BB: 0 P: 13 | R: 0 E: 0 K: 0 S: 8 | H: 0 LOB: 0 BB: 0 P: 12 | R: 0 E: 0 K: 1 S: 8 | H: 0 LOB: 1 BB: 0 P: 12 | R: 2 E: 0 K: 0 S: 8 | H: 2 LOB: 1 BB: 0 P: 11 | R: 1 E: 0 K: 0 S: 7 | H: 0 LOB: 3 BB: 3 P: 21 | 1B: 9 2B: 1 3B: 0 HR: 2 | SF: 0 SAC: 1 DP: 1 HBP: 0 | WP: 1 PB: 0 SB: 0 CS: 0 | PA: 48 |
| PITCHER | 1 Luis Patiño, R (1.1) ERA: 4.62 | IP: 4.1 WLS: 20 | WLS: 20 | ER: 2 SO: 3 | BB: 2 IBB: 0 | HBP: 0 BLK: 0 | WP: 1 HR: 1 | S: 48 P: 76 | ERA: 4.15 WHIP: 1.615 | 34 J.P. Feyerherzen, R (11.1) ERA: 3.02 | IP: 0.2 WLS: 5 | H: 0 R: 0 | R: 0 ER: 0 | SO: 0 | BB: 3 IBB: 0 | HBP: 0 BLK: 0 | WP: 0 HR: 0 | S: 7 P: 21 | ERA: 0.00 WHIP: 4.500 | |
| 58 Louis Head, R (5.1) ERA: 2.76 | 1.2 | 4 | 0 | 0 | 0 | 1 | 0 | 0 | 0 | 0 | 0 | 0 | 0 | 12 | 16 | 0.00 | 0.000 | | | |
| 84 JT Chargois, R (7.1) ERA: 2.49 | 1.0 | 3 | 0 | 0 | 1 | 0 | 0 | 0 | 0 | 8 | 13 | 0.00 | 0.000 | | | | | | | |
| 30 David Robertson, R (8.1) ERA: 5.4 | 1.0 | B: 7 | 4 | 3 | 2 | 1 | 0 | 0 | 0 | 14 | 22 | 18.00 | 4.000 | | | | | | | |
| 36 Andrew Kittredge, R (9.1) ERA: 1.5 | 2.0 | 9 | 3 | 2 | 1 | 0 | 0 | 0 | 1 | 17 | 23 | 4.50 | 1.500 | | | | | | | |

Tampa Bay Rays @ Detroit Tigers
Comerica Park, Detroit, MI
Sun Sep 12 2021, 12:11 PM - 3:58 PM EDT
Att: 13,396 - Sunny - 78 F

livebaseballscores.com

AB 42
R 8
H 12
RBI 7
BB 5
SO 6
LOB 18



| Batter | 1 | 2 | 3 | 4 | 5 | 6 | 7 | 8 | 9 | AB | R | H | RBI | BB | SO | LOB | TOP | | | |
|---|---|---------------------------------|------------------------------|----------------------------------|-------------------------------|----------------------------------|------------------------------|----------------------------------|------------------------------|----------------------------------|------------------------------|---------------------------------|------------------------------|----------------------------------|------------------------------|----------------------------------|---|------------------------------------|----------------------------------|--------|
| 35 Brett Phillips, L OBP: 0.312, SLG: 0.416 | K2-3 | | | K | | K | | | F9 | 4 | 0 | 0 | 0 | 0 | 3 | 0 | Tampa Bay Rays @ Toronto Blue Jays Rogers Centre, Toronto, ON Mon Sep 13 2021, 7:09 PM - 10:01 PM EDT Att: 12,119 - Parly Cloudy - 69 F | | | |
| 17 Austin Meadows, L OBP: 0.314, SLG: 0.456 | G3 | | | F7 | | F5 | | | HR | 4 | 1 | 1 | 1 | 0 | 0 | 0 | | | | |
| 23 Nelson Cruz, R OBP: 0.345, SLG: 0.526 | K | | | G6-3 | | G6-3 | | | G6-3 | 4 | 0 | 0 | 0 | 0 | 1 | 0 | | | | |
| 26 Ji Man Choi, L OBP: 0.345, SLG: 0.412 | | L3 | | | | G5-3 | | | G4-3 | 3 | 0 | 0 | 0 | 0 | 0 | 0 | | | | |
| 2 Yandy Diaz, R OBP: 0.357, SLG: 0.376 | | G6-3 | | | | P2 | | | K | 3 | 0 | 0 | 0 | 0 | 1 | 0 | | | | |
| 18 Joey Wendle, L OBP: 0.327, SLG: 0.440 | | G4-3 | | | | | | | | 2 | 0 | 1 | 0 | 0 | 0 | 0 | | | | |
| 6 Taylor Walls, S OBP: 0.310, SLG: 0.299 | | | | G4-3 | | K | | | FC6-4 | 3 | 0 | 0 | 0 | 0 | 1 | 2 | | | | |
| 39 Kevin Kiermaier, L OBP: 0.307, SLG: 0.370 | | | | K | | | | | K | 3 | 0 | 0 | 0 | 0 | 2 | 1 | | | | |
| 28 Francisco Mejia, S OBP: 0.307, SLG: 0.417 | | | | K2-3 | | K | | | P6 | 3 | 0 | 0 | 0 | 0 | 2 | 0 | | | | |
| Inning Stats | R: 0 E: 0 K: 2 S: 8 | H: 0 LOB: 0 BB: 0 P: 9 | R: 0 E: 0 K: 0 S: 6 | H: 0 LOB: 0 BB: 0 P: 12 | R: 0 E: 0 K: 2 S: 10 | H: 0 LOB: 0 BB: 0 P: 16 | R: 0 E: 0 K: 1 S: 8 | H: 0 LOB: 0 BB: 0 P: 11 | R: 0 E: 0 K: 2 S: 7 | H: 0 LOB: 0 BB: 0 P: 11 | R: 0 E: 0 K: 0 S: 5 | H: 0 LOB: 0 BB: 0 P: 7 | R: 0 E: 0 K: 2 S: 7 | H: 0 LOB: 1 BB: 0 P: 12 | R: 1 E: 0 K: 0 S: 9 | H: 1 LOB: 0 BB: 0 P: 16 | 1B: 1 2B: 0 3B: 0 HR: 1 | SF: 0 SAC: 0 DP: 0 HBP: 1 | WP: 0 PB: 0 SB: 0 CS: 0 | PA: 30 |
| PITCHER | IP WLS BF H R ER SO BB IBB HBP BLK WP HR S P ERA WHIP | | | | | | | | | | | | | | | | | | | |
| 6 Alex Manoah, R ERA: 3.39 | 8.0 W 26 1 0 0 10 0 0 1 0 0 0 0 0 0 0 0 0.00 0.125 | | | | | | | | | | | | | | | | | | | |
| 33 Trevor Richards, R ERA: 3.39 | 1.0 4 1 1 1 0 0 0 0 0 0 0 0 1 9 16 9.00 1.000 | | | | | | | | | | | | | | | | | | | |

| Batter | 1 | 2 | 3 | 4 | 5 | 6 | 7 | 8 | 9 | AB | R | H | RBI | BB | SO | LOB | BOTTOM | | | |
|---|---|----------------------------------|------------------------------|---------------------------------|-------------------------------|----------------------------------|-------------------------------|----------------------------------|-------------------------------|----------------------------------|-------------------------------|----------------------------------|-------------------------------|----------------------------------|------------------------------|----------------------------------|---|------------------------------------|----------------------------------|--------|
| 4 George Springer, R OBP: 0.351, SLG: 0.556 | L7 | | | FC6-4 | | FC5 | | | F8 | 4 | 0 | 0 | 0 | 1 | 0 | 5 | Tampa Bay Rays @ Toronto Blue Jays Rogers Centre, Toronto, ON Mon Sep 13 2021, 7:09 PM - 10:01 PM EDT Att: 12,119 - Parly Cloudy - 69 F | | | |
| 10 Marcus Semien, R OBP: 0.342, SLG: 0.542 | G5-3 | | | F6 | | K | | | G1 | 5 | 0 | 0 | 0 | 0 | 1 | 6 | | | | |
| 27 Vladimir Guerrero Jr., R OBP: 0.407, SLG: 0.612 | K | | | FC5-4 | | G6-3 | | | HR | 5 | 1 | 1 | 1 | 0 | 1 | 3 | | | | |
| 11 Bo Bichette, R OBP: 0.342, SLG: 0.466 | | G4-3 | | F8 | | HR | | | P4 | 5 | 1 | 1 | 1 | 0 | 0 | 0 | | | | |
| 37 Teoscar Hernández, R OBP: 0.359, SLG: 0.532 | | | | FC6-4 | | | | | | 5 | 2 | 5 | 0 | 0 | 0 | 0 | | | | |
| 30 Alejandro Kirk, R OBP: 0.354, SLG: 0.497 | | G6-4-3 | | FC6-4 | | G4-3 | | | FC6-4 | 5 | 1 | 1 | 0 | 0 | 0 | 4 | | | | |
| 13 Lourdes Gurriel Jr., R OBP: 0.331, SLG: 0.477 | | | | F8 | | | | | F8 | 4 | 2 | 3 | 2 | 0 | 0 | 0 | | | | |
| 15 Randal Grichuk, R OBP: 0.293, SLG: 0.442 | | | | F9 | | | | | | 4 | 1 | 3 | 1 | 0 | 0 | 1 | | | | |
| 74 Breyvic Valera, S OBP: 0.320, SLG: 0.391 | | | | | | | | | | 3 | 0 | 3 | 3 | 1 | 0 | 0 | | | | |
| Inning Stats | R: 0 E: 0 K: 1 S: 8 | H: 0 LOB: 0 BB: 0 P: 13 | R: 0 E: 0 K: 0 S: 5 | H: 1 LOB: 0 BB: 0 P: 6 | R: 0 E: 0 K: 0 S: 16 | H: 2 LOB: 3 BB: 1 P: 28 | R: 4 E: 0 K: 1 S: 26 | H: 5 LOB: 1 BB: 0 P: 43 | R: 3 E: 0 K: 0 S: 18 | H: 5 LOB: 2 BB: 0 P: 27 | R: 1 E: 0 K: 0 S: 12 | H: 2 LOB: 1 BB: 0 P: 16 | R: 0 E: 0 K: 0 S: 11 | H: 1 LOB: 2 BB: 1 P: 23 | R: 0 E: 0 K: 0 S: 8 | H: 1 LOB: 1 BB: 0 P: 13 | 1B: 13 2B: 2 3B: 0 HR: 2 | SF: 0 SAC: 0 DP: 1 HBP: 0 | WP: 0 PB: 0 SB: 0 CS: 0 | PA: 42 |
| PITCHER | IP WLS BF H R ER SO BB IBB HBP BLK WP HR S P ERA WHIP | | | | | | | | | | | | | | | | | | | |
| 31 Collin McHugh, R ERA: 1.4 | 2.1 L 18 10 7 7 1 1 0 0 0 0 0 0 1 46 77 27.00 4.714 | | | | | | | | | | | | | | | | | | | |
| 48 Ryan Yarbrough, L ERA: 5.27 | 2.1 6 2 1 1 0 0 0 0 0 0 0 1 15 20 6.75 1.500 | | | | | | | | | | | | | | | | | | | |
| 55 Adam Conley, L ERA: 2.4 | 7.1 5 1 0 0 0 1 0 0 0 0 0 0 11 23 0.00 2.000 | | | | | | | | | | | | | | | | | | | |
| 70 Nick Anderson, R ERA: 2.67 | 1.0 4 1 0 0 0 0 0 0 0 0 0 0 8 13 0.00 1.000 | | | | | | | | | | | | | | | | | | | |

| | |
|-----|----|
| AB | 29 |
| R | 1 |
| H | 2 |
| RBI | 1 |
| BB | 0 |
| SO | 10 |
| LOB | 3 |



| | |
|-----|----|
| AB | 40 |
| R | 8 |
| H | 17 |
| RBI | 8 |
| BB | 2 |
| SO | 2 |
| LOB | 19 |



| Batter | 1 | 2 | 3 | 4 | 5 | 6 | 7 | 8 | 9 | AB | R | H | RBI | BB | SO | LOB | TOP | | | | | | | | | | |
|---|------------------------------|---------------------------------|------------------------------|----------------------------------|-------------------------------|----------------------------------|-------------------------------|----------------------------------|------------------------------|----------------------------------|------------------------------|----------------------------------|------------------------------|----------------------------------|-------------------------------|----------------------------------|--|----------------------------------|----------------------------------|------------------------------------|----------------------------------|--------|--|--|--|--|--|
| 8 Brandon Lowe, L OBP: 0.338, SLG: 0.507 | G4-3 | | K | | K | | | HR | | 4 | 1 | 1 | 1 | 0 | 2 | 0 | Tampa Bay Rays @ Toronto Blue Jays Rogers Centre, Toronto, ON Tue Sep 14 2021, 7:08 PM - 9:28 PM EDT Att: 13,103 - Overcast - 74 F | | | | | | | | | | |
| 17 Austin Meadows, L OBP: 0.313, SLG: 0.454 | G4-3 | | | | | L7 | | P4 | | 4 | 0 | 1 | 0 | 0 | 0 | 0 | | | | | | | | | | | |
| 39 Kevin Kiermaier, L OBP: 0.307, SLG: 0.370 | G4-3 | | 1B | | | | | | | 0 | 0 | 0 | 0 | 0 | 0 | 0 | | | | | | | | | | | |
| 23 Nelson Cruz, R OBP: 0.346, SLG: 0.525 | F8 | | P3 | | | | | | | 3 | 0 | 1 | 0 | 0 | 0 | 1 | | | | | | | | | | | |
| 26 Ji Man Choi, L OBP: 0.349, SLG: 0.434 | | HR | | | | | | | | 3 | 1 | 2 | 1 | 0 | 1 | 1 | | | | | | | | | | | |
| 25 Jordan Luplow, R OBP: 0.330, SLG: 0.447 | | | | | | | | | | 1 | 0 | 0 | 0 | 0 | 1 | 1 | | | | | | | | | | | |
| 6 Taylor Walls, S OBP: 0.310, SLG: 0.299 | | | | | | | | | | 0 | 0 | 0 | 0 | 0 | 0 | 0 | | | | | | | | | | | |
| 56 Randy Arozarena, R OBP: 0.354, SLG: 0.462 | | HR | | | | | | | | 4 | 0 | 1 | 0 | 0 | 0 | 2 | | | | | | | | | | | |
| 35 Brett Phillips, L OBP: 0.312, SLG: 0.416 | | | | | | | | | | 0 | 0 | 0 | 0 | 0 | 0 | 0 | | | | | | | | | | | |
| 18 Joey Wendle, L OBP: 0.324, SLG: 0.436 | | | | | | | | | | 4 | 0 | 0 | 0 | 0 | 1 | 2 | | | | | | | | | | | |
| 2 Yandy Diaz, R OBP: 0.355, SLG: 0.372 | | | | | | | | | | 4 | 0 | 0 | 0 | 0 | 0 | 2 | | | | | | | | | | | |
| 13 Manuel Margot, R OBP: 0.304, SLG: 0.386 | | | | | | | | | | 3 | 0 | 0 | 0 | 0 | 0 | 1 | | | | | | | | | | | |
| 10 Mike Zunino, R OBP: 0.292, SLG: 0.542 | | | | | | | | | | 3 | 0 | 0 | 0 | 0 | 0 | 0 | | | | | | | | | | | |
| Inning Stats | R: 0 E: 0 K: 0 S: 5 | H: 0 LOB: 0 BB: 0 P: 7 | R: 1 E: 0 K: 1 S: 9 | H: 2 LOB: 1 BB: 0 P: 13 | R: 0 E: 0 K: 1 S: 14 | H: 1 LOB: 1 BB: 0 P: 19 | R: 0 E: 0 K: 0 S: 11 | H: 1 LOB: 1 BB: 0 P: 17 | R: 0 E: 0 K: 1 S: 9 | H: 0 LOB: 0 BB: 0 P: 11 | R: 0 E: 0 K: 1 S: 8 | H: 0 LOB: 0 BB: 0 P: 10 | R: 0 E: 0 K: 0 S: 5 | H: 0 LOB: 0 BB: 0 P: 10 | R: 1 E: 0 K: 1 S: 15 | H: 2 LOB: 1 BB: 0 P: 21 | R: 0 E: 0 K: 0 S: 7 | H: 0 LOB: 0 BB: 0 P: 10 | 1B: 3 2B: 1 3B: 0 HR: 2 | SF: 0 SAC: 0 DP: 0 HBP: 1 | WP: 0 PB: 0 SB: 1 CS: 0 | PA: 34 | | | | | |
| PITCHER | IP | WLS | BF | H | R | ER | SO | BB | IBB | HBP | BLK | WP | HR | S | P | ERA | WHIP | | | | | | | | | | |
| 17 José Berrios, R ERA: 3.43 | 7.0 | L | 26 | 4 | 1 | 1 | 4 | 0 | 0 | 1 | 0 | 0 | 1 | 61 | 87 | 1.29 | 0.571 | | | | | | | | | | |
| 58 Tim Lincecum, L ERA: 3.35 | 1.0 | | 5 | 2 | 1 | 1 | 1 | 0 | 0 | 0 | 0 | 0 | 1 | 15 | 21 | 9.00 | 2.000 | | | | | | | | | | |
| 90 Adam Cimber, R ERA: 2.26 | 1.0 | | 3 | 0 | 0 | 0 | 0 | 0 | 0 | 0 | 0 | 0 | 0 | 7 | 10 | 0.00 | 0.000 | | | | | | | | | | |

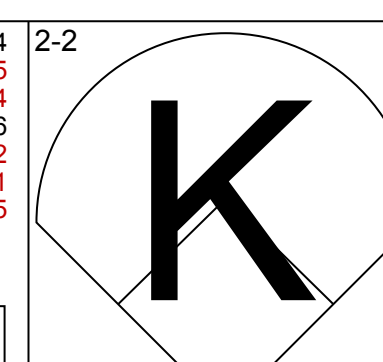
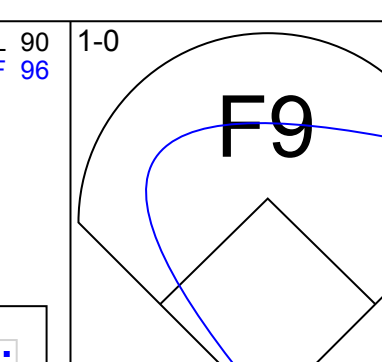
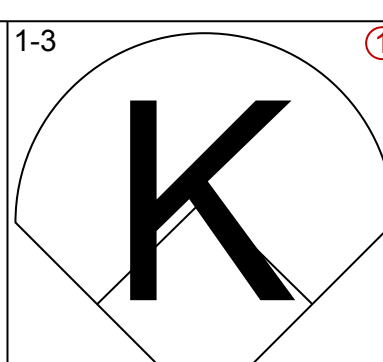
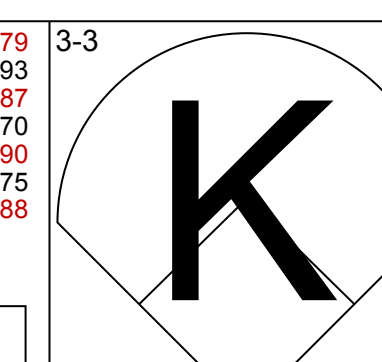
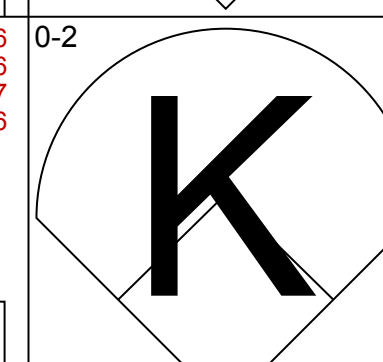
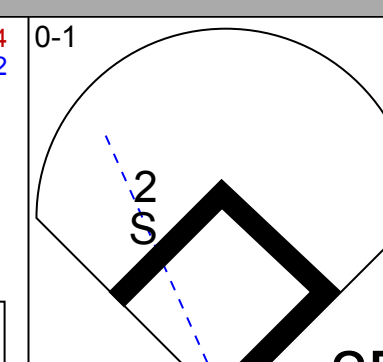
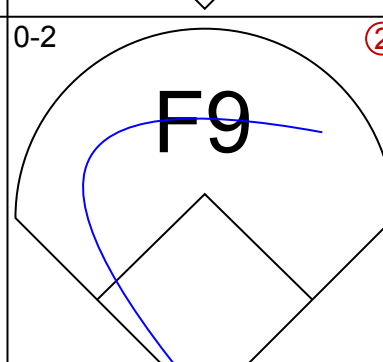
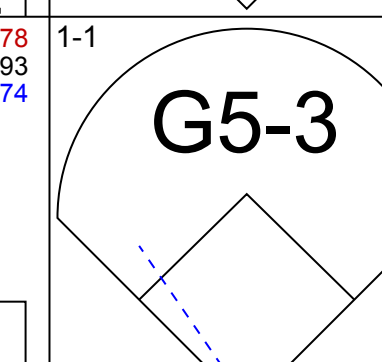
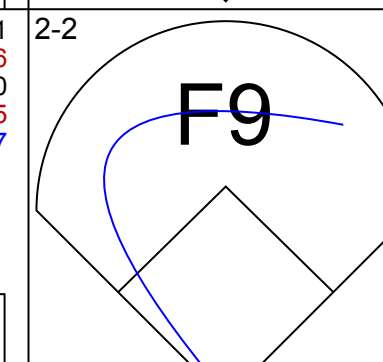
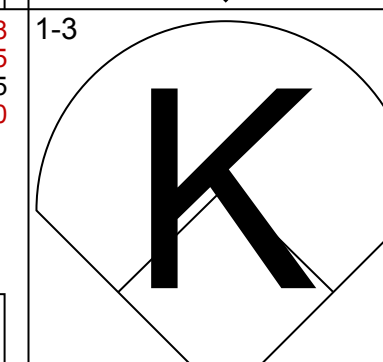
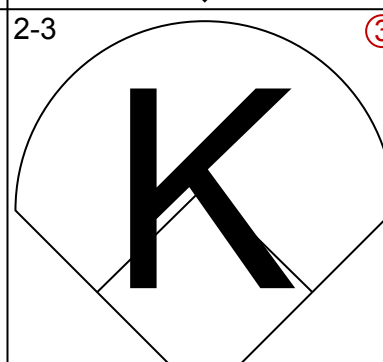
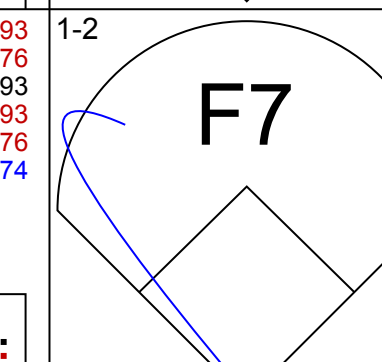
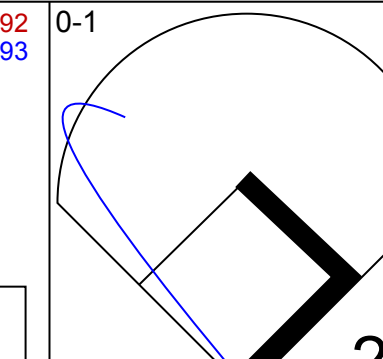
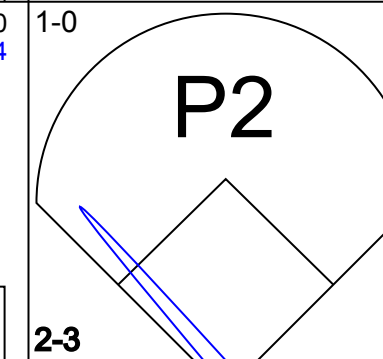
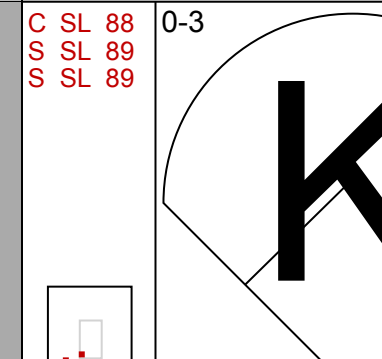
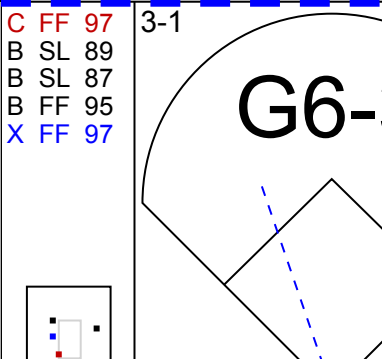
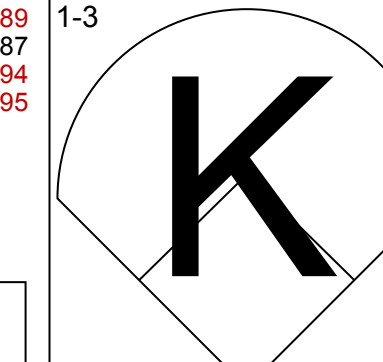
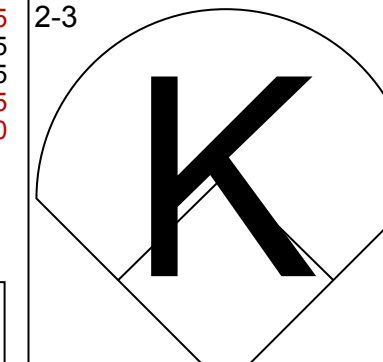
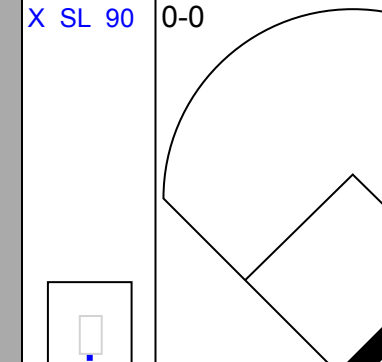
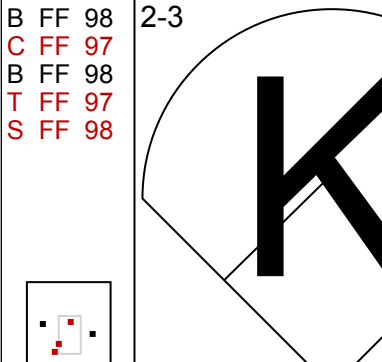
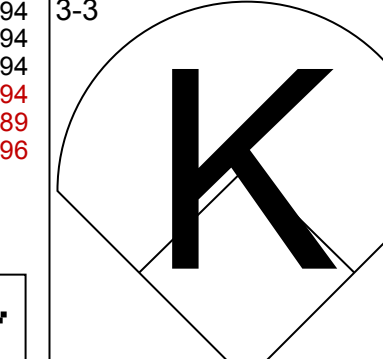
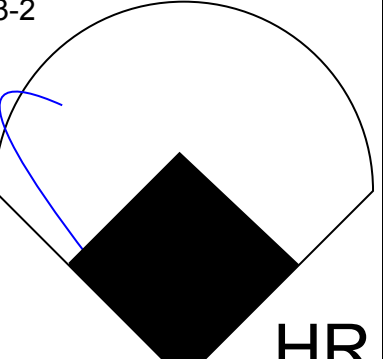
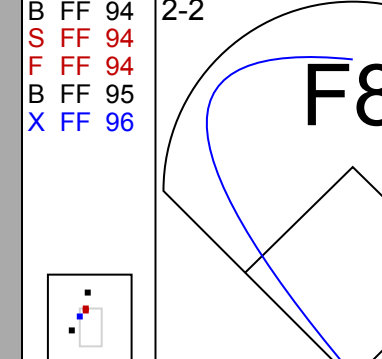
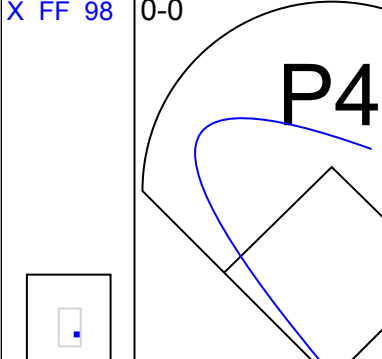
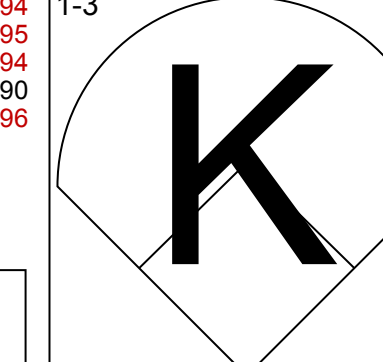
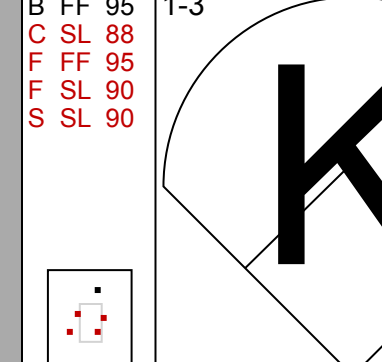
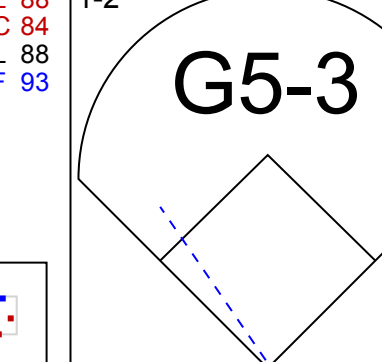
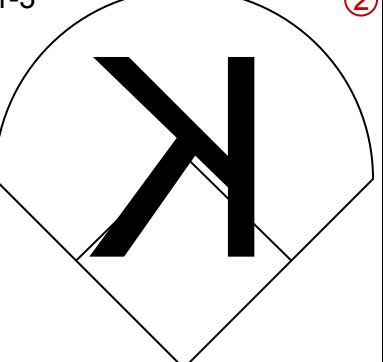
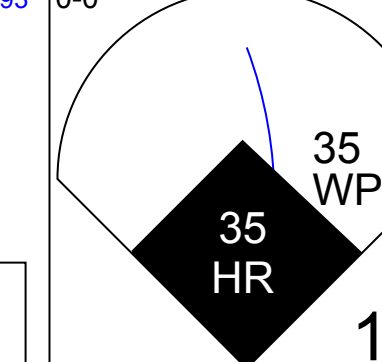
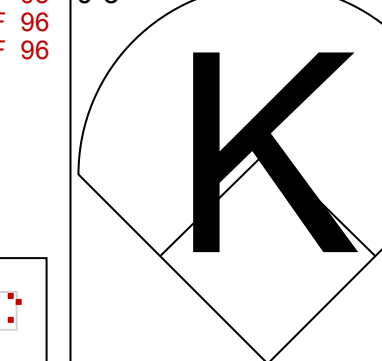
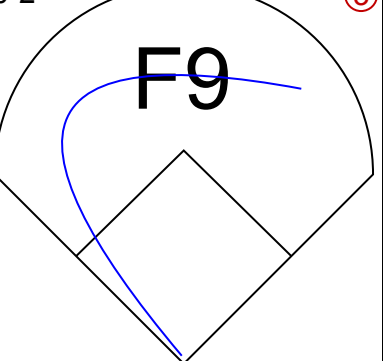
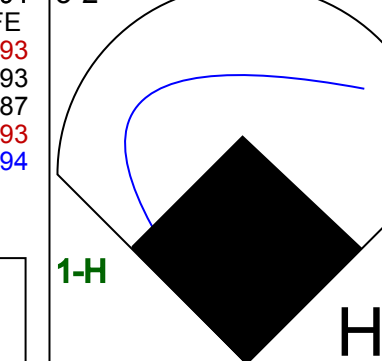
| Batter | 1 | 2 | 3 | 4 | 5 | 6 | 7 | 8 | 9 | AB | R | H | RBI | BB | SO | LOB | BOTTOM | | | | | | | | | | |
|---|------------------------------|---------------------------------|------------------------------|----------------------------------|------------------------------|---------------------------------|-------------------------------|----------------------------------|------------------------------|----------------------------------|------------------------------|---------------------------------|-------------------------------|----------------------------------|-------------------------------|----------------------------------|--|------------------------------|----------------------------------|----------------------------------|------------------------------------|----------------------------------|--------|--|--|--|--|
| 4 George Springer, R OBP: 0.350, SLG: 0.555 | L6 | | | | | | | | | 4 | 0 | 1 | 0 | 0 | 0 | 1 | Tampa Bay Rays @ Toronto Blue Jays Rogers Centre, Toronto, ON Tue Sep 14 2021, 7:08 PM - 9:28 PM EDT Att: 13,103 - Overcast - 74 F | | | | | | | | | | |
| 10 Marcus Semien, R OBP: 0.341, SLG: 0.541 | | | | | | | | | | 3 | 0 | 1 | 0 | 1 | 0 | 1 | | | | | | | | | | | |
| 27 Vladimir Guerrero Jr., R OBP: 0.404, SLG: 0.697 | | | | | | | | | | 4 | 0 | 0 | 0 | 0 | 0 | 4 | | | | | | | | | | | |
| 11 Bo Bichette, R OBP: 0.340, SLG: 0.463 | | | | | | | | | | 3 | 0 | 0 | 0 | 0 | 2 | 2 | | | | | | | | | | | |
| 37 Teoscar Hernández, R OBP: 0.357, SLG: 0.529 | | | | | | | | | | 3 | 0 | 0 | 0 | 0 | 2 | 2 | | | | | | | | | | | |
| 14 Corey Dickerson, L OBP: 0.314, SLG: 0.393 | | | | | | | | | | 3 | 0 | 0 | 0 | 0 | 0 | 0 | | | | | | | | | | | |
| 13 Lourdes Gurriel Jr., R OBP: 0.329, SLG: 0.474 | | | | | | | | | | 3 | 0 | 0 | 0 | 0 | 1 | 0 | | | | | | | | | | | |
| 74 Breyvic Valera, S OBP: 0.308, SLG: 0.375 | | | | | | | | | | 3 | 0 | 0 | 0 | 0 | 0 | 0 | | | | | | | | | | | |
| 7 Reese McGuire, L OBP: 0.319, SLG: 0.358 | | | | | | | | | | 3 | 0 | 1 | 0 | 0 | 1 | 0 | | | | | | | | | | | |
| Inning Stats | R: 0 E: 0 K: 0 S: 6 | H: 1 LOB: 0 BB: 0 P: 6 | R: 0 E: 0 K: 2 S: 7 | H: 0 LOB: 0 BB: 0 P: 10 | R: 0 E: 0 K: 0 S: 5 | H: 0 LOB: 0 BB: 0 P: 8 | R: 0 E: 0 K: 1 S: 10 | H: 1 LOB: 2 BB: 1 P: 18 | R: 0 E: 0 K: 0 S: 7 | H: 0 LOB: 0 BB: 0 P: 10 | R: 0 E: 0 K: 0 S: 9 | H: 1 LOB: 1 BB: 0 P: 9 | R: 0 E: 0 K: 1 S: 10 | H: 0 LOB: 0 BB: 0 P: 14 | R: 0 E: 0 K: 2 S: 11 | H: 0 LOB: 0 BB: 0 P: 16 | | R: 0 E: 0 K: 0 S: 8 | H: 0 LOB: 0 BB: 0 P: 12 | 1B: 2 2B: 1 3B: 0 HR: 0 | SF: 0 SAC: 0 DP: 1 HBP: 0 | WP: 0 PB: 0 SB: 0 CS: 0 | PA: 30 | | | | |
| PITCHER | IP | WLS | BF | H | R | ER | SO | BB | IBB | HBP | BLK | WP | HR | S | P | ERA | WHIP | | | | | | | | | | |
| 57 Drew Rasmussen, R ERA: 3.0 | 5.0 | W | 17 | 2 | 0 | 0 | 3 | 1 | 0 | 0 | 0 | 0 | 0 | 9 | 9 | 0.00 | 1.000 | | | | | | | | | | |
| 29 Pete Fairbanks, R ERA: 4.1 | 1.0 | H | 4 | 1 | 0 | 0 | 0 | 0 | 0 | 0 | 0 | 0 | 0 | 9 | 9 | 0.00 | 1.000 | | | | | | | | | | |
| 84 JT Chargois, R ERA: 2.45 | 1.0 | H | 3 | 0 | 0 | 0 | 1 | 0 | 0 | 0 | 0 | 0 | 0 | 10 | 14 | 0.00 | 0.000 | | | | | | | | | | |
| 30 David Robertson, R ERA: 4.5 | 1.0 | H | 3 | 0 | 0 | 0 | 2 | 0 | 0 | 0 | 0 | 0 | 0 | 11 | 16 | 0.00 | 0.000 | | | | | | | | | | |
| 36 Andrew Kittredge, R ERA: 1.57 | 1.0 | S | 3 | 0 | 0 | 0 | 0 | 0 | 0 | 0 | 0 | 0 | 0 | 8 | 12 | 0.00 | 0.000 | | | | | | | | | | |

| | |
|-----|----|
| AB | 33 |
| R | 2 |
| H | 6 |
| RBI | 2 |
| BB | 0 |
| SO | 5 |
| LOB | 10 |



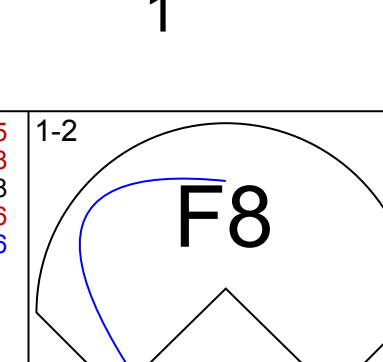
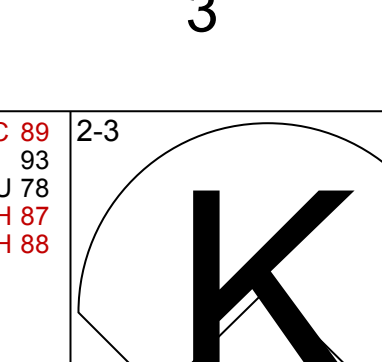
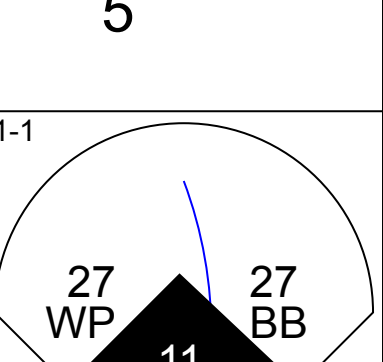
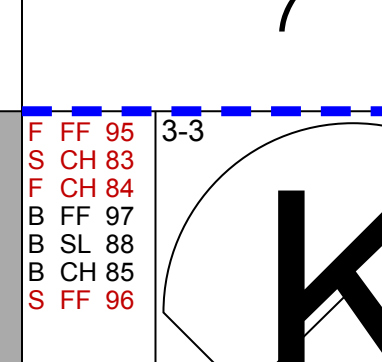
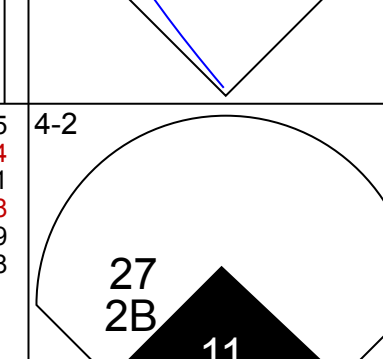
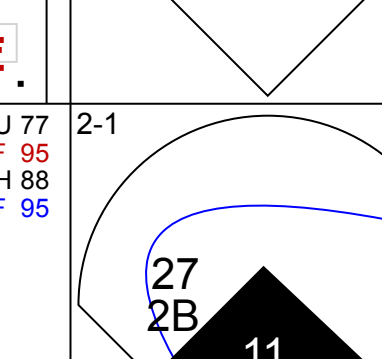
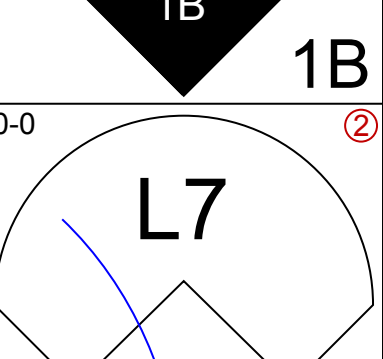
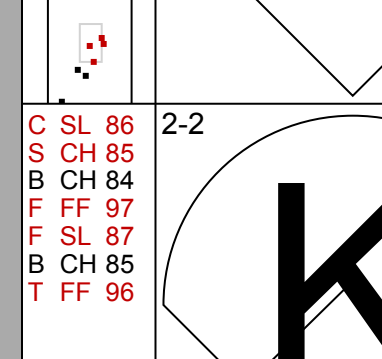
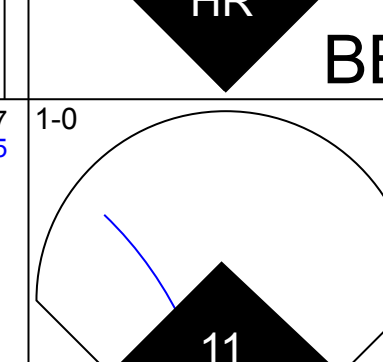
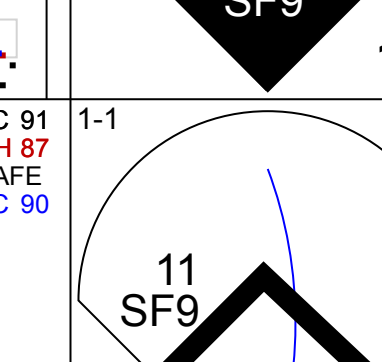
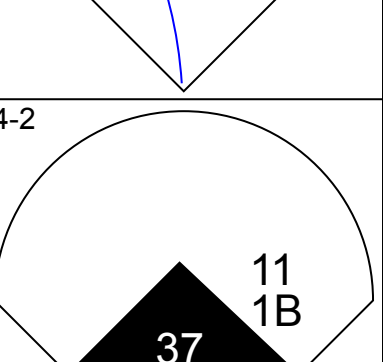
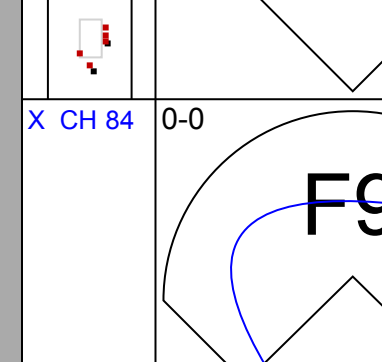
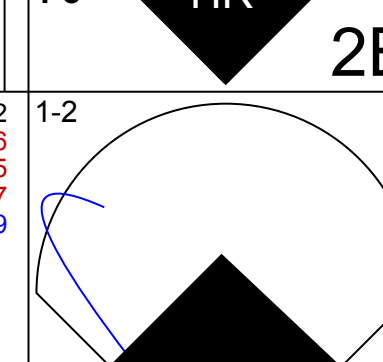
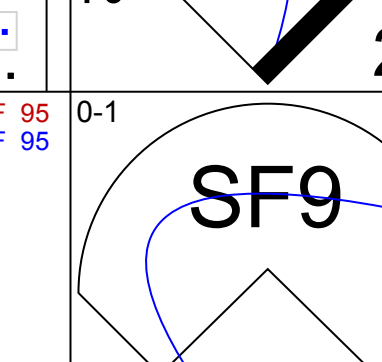
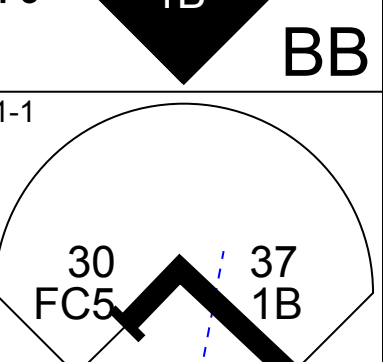
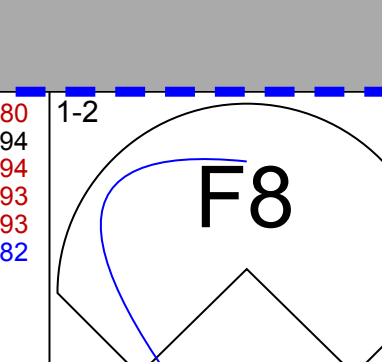
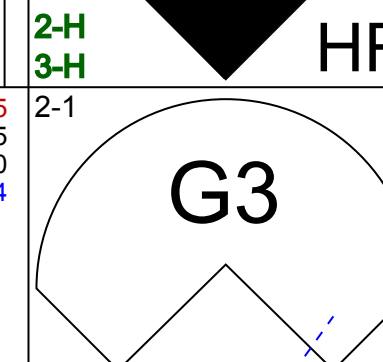
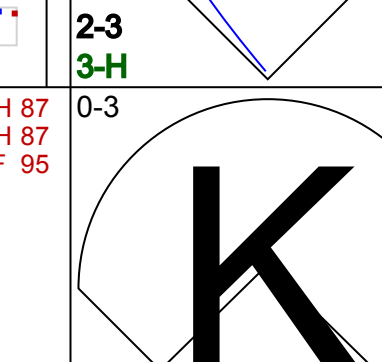
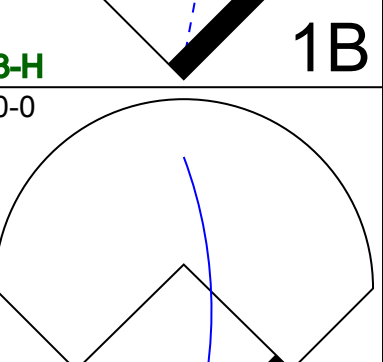
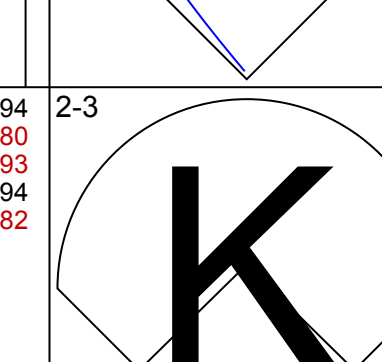
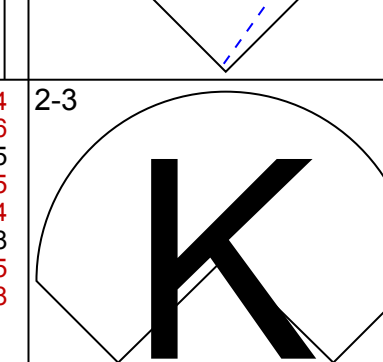
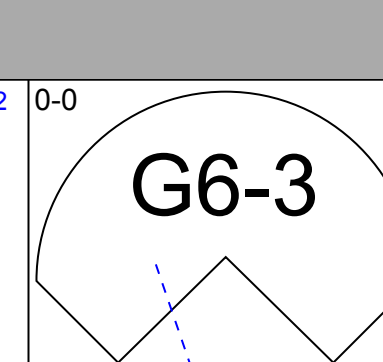
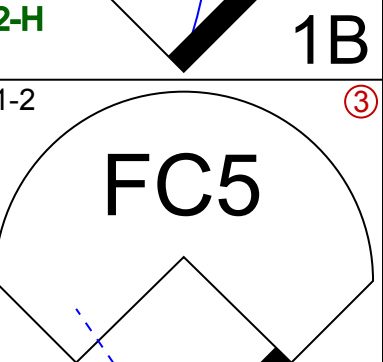
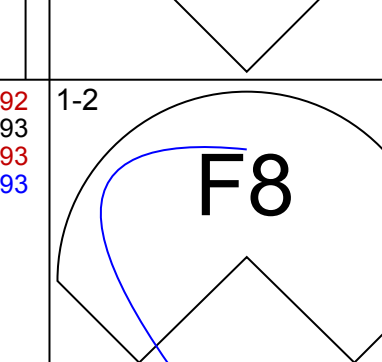
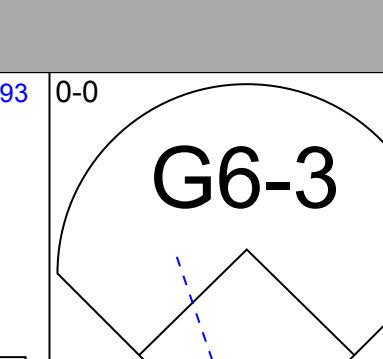
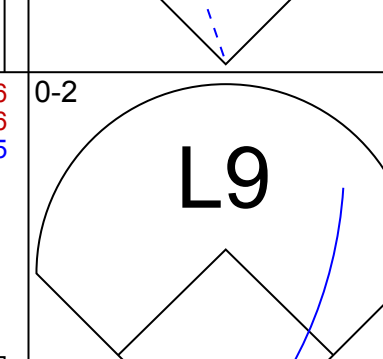
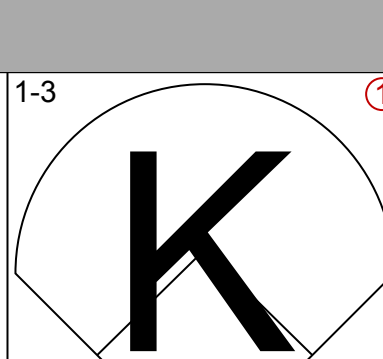
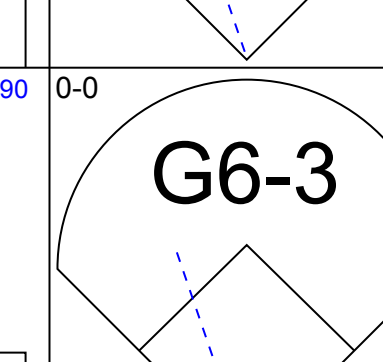
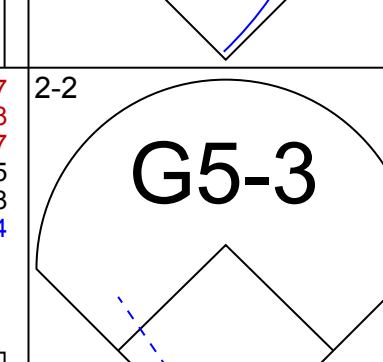
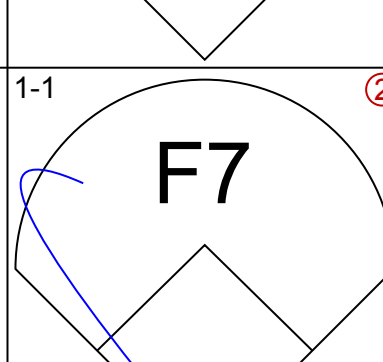
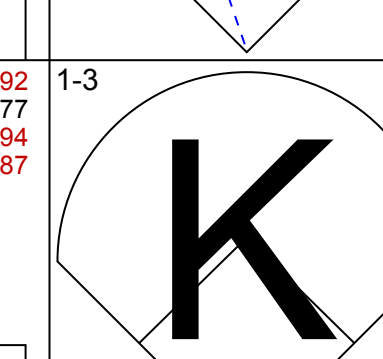
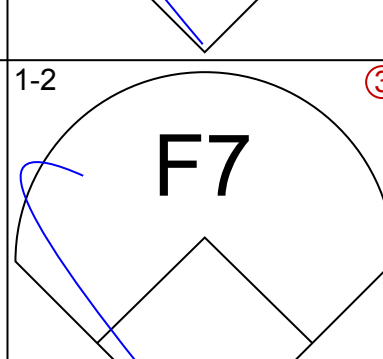
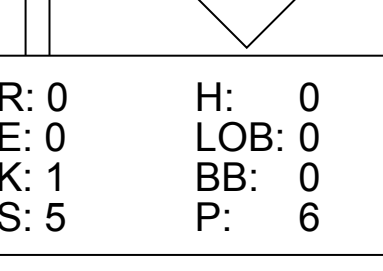
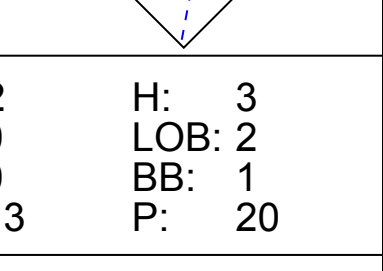
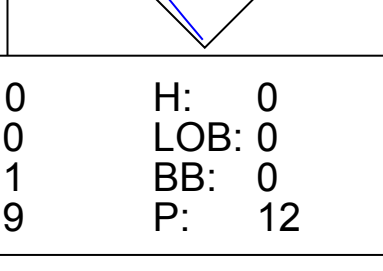
| | |
|-----|----|
| AB | 29 |
| R | 0 |
| H | 3 |
| RBI | 0 |
| BB | 1 |
| SO | 6 |
| LOB | 10 |



| Batter | 1 | 2 | 3 | 4 | 5 | 6 | 7 | 8 | 9 | AB | R | H | RBI | BB | SO | LOB | TOP | | | | | | |
|---|---|---|---|---|--|--|---|---|---|----------------------------------|-------------------------------|----------------------------------|-------------------------------|----------------------------------|-------------------------------|----------------------------------|---|----------------------------------|----------------------------------|------------------------------------|----------------------------------|--------|--|
| 56 Randy Arozarena, R (1.7) OBP: 0.351, SLG: 0.458 |  | |  | | |  | |  | | 4 | 0 | 0 | 0 | 0 | 3 | 0 | <p>Tampa Bay Rays @ Toronto Blue Jays</p> <p>Rogers Centre, Toronto, ON</p> <p>Wed Sep 15 2021, 3:10 PM - 5:36 PM EDT</p> <p>Att: 12,153 - Sunny - 73 F</p> | | | | | | |
| 13 Manuel Margot, R (1.9) OBP: 0.303, SLG: 0.387 |  | | |  | |  | |  | | 4 | 0 | 1 | 0 | 0 | 1 | 0 | | | | | | | |
| 23 Nelson Cruz, R (1.10) OBP: 0.343, SLG: 0.520 |  | | |  | |  | |  | | 4 | 0 | 0 | 0 | 0 | 2 | 1 | | | | | | | |
| 2 Yandy Diaz, R (1.5) OBP: 0.354, SLG: 0.374 | |  | |  | | |  | |  | 4 | 0 | 1 | 0 | 0 | 1 | 1 | | | | | | | |
| 8 Brandon Lowe, L (1.4) OBP: 0.337, SLG: 0.505 |  | | |  | | |  | |  | 4 | 0 | 1 | 0 | 0 | 3 | 2 | | | | | | | |
| 10 Mike Zunino, R (1.2) OBP: 0.291, SLG: 0.548 |  | | | |  | |  | |  | 4 | 1 | 1 | 1 | 0 | 1 | 2 | | | | | | | |
| 25 Jordan Luplow, R (1.3) OBP: 0.324, SLG: 0.438 |  | | | | | |  | | | 3 | 0 | 0 | 0 | 0 | 2 | 2 | | | | | | | |
| 6 Taylor Walls, S (1.6) OBP: 0.311, SLG: 0.300 | | |  | | |  | |  | | 3 | 1 | 1 | 0 | 0 | 1 | 0 | | | | | | | |
| 35 Brett Phillips, L (1.8) OBP: 0.312, SLG: 0.428 | | |  | | |  | |  | | 3 | 1 | 1 | 2 | 0 | 1 | 0 | | | | | | | |
| Inning Stats | R: 0 E: 0 K: 2 S: 12 | H: 0 LOB: 0 BB: 0 P: 16 | R: 0 E: 0 K: 3 S: 12 | H: 1 LOB: 1 BB: 0 P: 17 | R: 0 E: 0 K: 1 S: 7 | H: 0 LOB: 0 BB: 0 P: 9 | R: 0 E: 0 K: 2 S: 9 | H: 1 LOB: 1 BB: 0 P: 13 | R: 1 E: 0 K: 1 S: 13 | H: 1 LOB: 2 BB: 0 P: 18 | R: 0 E: 0 K: 2 S: 11 | H: 0 LOB: 0 BB: 0 P: 14 | R: 0 E: 0 K: 2 S: 11 | H: 1 LOB: 1 BB: 0 P: 14 | R: 2 E: 0 K: 1 S: 15 | H: 2 LOB: 0 BB: 0 P: 23 | R: 0 E: 0 K: 1 S: 6 | H: 0 LOB: 0 BB: 0 P: 11 | 1B: 2 2B: 2 3B: 0 HR: 2 | SF: 0 SAC: 0 DP: 0 HBP: 0 | WP: 1 PB: 0 SB: 1 CS: 0 | PA: 33 | |
| PITCHER | IP WLS BF H R ER SO BB IBB HBP BLK WP HR S P ERA WHIP | 7.0 W 25 4 1 1 13 0 0 0 0 0 1 75 101 1.29 0.571 | 1.0 S 5 2 2 2 1 0 0 0 0 0 1 15 23 18.00 2.000 | 1.0 S 3 0 0 0 1 0 0 0 0 0 0 6 11 0.00 0.000 | | | | | | | | | | | | | | | | | | | |

| | |
|-----|----|
| AB | 33 |
| R | 3 |
| H | 6 |
| RBI | 3 |
| BB | 0 |
| SO | 15 |
| LOB | 8 |



| Batter | 1 | 2 | 3 | 4 | 5 | 6 | 7 | 8 | 9 | AB | R | H | RBI | BB | SO | LOB | BOTTOM | | | | | | |
|---|---|---|--|--|--|--|---|---|-------------------------------|----------------------------------|------------------------------|----------------------------------|-------------------------------|----------------------------------|-------------------------------|----------------------------------|---|----------------------------------|----------------------------------|------------------------------------|----------------------------------|--------|--|
| 4 George Springer, R (1.10) OBP: 0.348, SLG: 0.549 |  | |  | | |  | |  | | 4 | 1 | 1 | 0 | 0 | 2 | 0 | <p>Tampa Bay Rays @ Toronto Blue Jays</p> <p>Rogers Centre, Toronto, ON</p> <p>Wed Sep 15 2021, 3:10 PM - 5:36 PM EDT</p> <p>Att: 12,153 - Sunny - 73 F</p> | | | | | | |
| 10 Marcus Semien, R (1.4) OBP: 0.342, SLG: 0.540 |  | |  | |  | |  | | | 3 | 2 | 1 | 0 | 1 | 1 | 1 | | | | | | | |
| 27 Vladimir Guerrero Jr., R (1.3) OBP: 0.406, SLG: 0.611 |  | |  | |  | |  | | | 3 | 2 | 2 | 0 | 1 | 0 | 0 | | | | | | | |
| 11 Bo Bichette, R (1.6) OBP: 0.341, SLG: 0.470 |  | |  | |  | |  | | | 3 | 1 | 2 | 5 | 0 | 0 | 0 | | | | | | | |
| 37 Teoscar Hernández, R (1.9) OBP: 0.357, SLG: 0.527 |  | |  | |  | |  | | | 4 | 0 | 1 | 1 | 0 | 2 | 1 | | | | | | | |
| 30 Alejandro Kirk, R (1.2) OBP: 0.345, SLG: 0.483 |  | | |  | |  | |  | | 4 | 0 | 0 | 0 | 0 | 1 | 2 | | | | | | | |
| 13 Lourdes Gurriel Jr., R (1.7) OBP: 0.337, SLG: 0.471 | |  | |  | | |  | | | 3 | 0 | 0 | 0 | 0 | 1 | 0 | | | | | | | |
| 1 Jarrod Dyson, L (9.8) OBP: 0.264, SLG: 0.300 | |  | |  | | |  | | | 0 | 0 | 0 | 0 | 0 | 0 | 0 | | | | | | | |
| 15 Randal Grichuk, R (1.8) OBP: 0.291, SLG: 0.439 | |  | | | | |  | | | 3 | 0 | 0 | 0 | 0 | 0 | 0 | | | | | | | |
| 2 Jake Lamb, L (1.5) OBP: 0.319, SLG: 0.381 | |  | | | |  |  | | | 3 | 0 | 0 | 0 | 0 | 1 | 0 | | | | | | | |
| Inning Stats | R: 3 E: 0 K: 1 S: 19 | H: 2 LOB: 0 BB: 1 P: 30 | R: 0 E: 0 K: 1 S: 5 | H: 0 LOB: 0 BB: 0 P: 6 | R: 1 E: 0 K: 2 S: 12 | H: 2 LOB: 1 BB: 0 P: 17 | R: 0 E: 0 K: 0 S: 8 | H: 0 LOB: 0 BB: 0 P: 10 | R: 2 E: 0 K: 0 S: 13 | H: 3 LOB: 2 BB: 1 P: 20 | R: 0 E: 0 K: 1 S: 9 | H: 0 LOB: 0 BB: 0 P: 12 | R: 0 E: 0 K: 2 S: 10 | H: 0 LOB: 0 BB: 0 P: 15 | R: 0 E: 0 K: 1 S: 11 | H: 0 LOB: 0 BB: 0 P: 15 | R: 0 E: 0 K: 1 S: 6 | H: 0 LOB: 0 BB: 0 P: 11 | 1B: 4 2B: 2 3B: 0 HR: 1 | SF: 1 SAC: 0 DP: 0 HBP: 0 | WP: 1 PB: 0 SB: 0 CS: 0 | PA: 33 | |
| PITCHER | IP WLS BF H R ER SO BB IBB HBP BLK WP HR S P ERA WHIP | 6.0 L 27 7 0 0 2 2 0 0 0 0 0 10 15 0.00 0.000 | 1.0 S 3 0 0 0 2 0 0 0 0 0 0 10 15 0.00 0.000 | 1.0 S 3 0 0 0 1 0 0 0 0 0 0 11 15 0.00 0.000 | | | | | | | | | | | | | | | | | | | |

| | |
|-----|----|
| AB | 30 |
| R | 6 |
| H | 7 |
| RBI | 6 |
| BB | 2 |
| SO | 8 |
| LOB | 4 |



| Batter | 1 | 2 | 3 | 4 | 5 | 6 | 7 | 8 | 9 | AB | R | H | RBI | BB | SO | LOB | TOP | | | | | |
|---|---|----------------------------------|---------------------------------------|--------------------------|---------------------------------------|--------------------------|--------------------------------------|--------------------------|---------------------------------------|--------------------------|---------------------------------------|----------------------------------|--------------------------------------|----------------------------------|--------------------------------------|--------------------------|---------------------------------------|--------------------------|----------------------------------|------------------------------------|----------------------------------|--------|
| 8 Robbie Grossman, S OBP: 0.357, SLG: 0.427 | | | | | | | | | | 4 | 0 | 1 | 0 | 0 | 0 | 2 | | | | | | |
| 7 Jonathan Schoop, R OBP: 0.319, SLG: 0.434 | | | | | | | | | | 3 | 0 | 0 | 0 | 1 | 1 | 1 | | | | | | |
| 24 Miguel Cabrera, R OBP: 0.322, SLG: 0.397 | | | | | | | | | | 4 | 0 | 0 | 0 | 0 | 1 | 2 | | | | | | |
| 46 Jeimer Candelario, S OBP: 0.349, SLG: 0.450 | | | | | | | | | | 4 | 1 | 1 | 1 | 0 | 1 | 1 | | | | | | |
| 13 Eric Haase, R OBP: 0.284, SLG: 0.475 | | | | | | | | | | 4 | 0 | 0 | 0 | 0 | 2 | 0 | | | | | | |
| 28 Niko Goodrum, S OBP: 0.295, SLG: 0.340 | | | | | | | | | | 3 | 1 | 2 | 1 | 0 | 0 | 0 | | | | | | |
| 64 Dustin Garneau, R OBP: 0.293, SLG: 0.684 | | | | | | | | | | 2 | 0 | 0 | 0 | 1 | 1 | 0 | | | | | | |
| 9 Willi Castro, S OBP: 0.270, SLG: 0.347 | | | | | | | | | | 3 | 0 | 1 | 0 | 0 | 0 | 1 | | | | | | |
| 54 Derek Hill, R OBP: 0.318, SLG: 0.394 | | | | | | | | | | 3 | 0 | 1 | 0 | 0 | 0 | 1 | | | | | | |
| Inning Stats | R: 0 H: 0 E: 0 K: 1 S: 13 | H: 0 LOB: 0 BB: 0 P: 19 | R: 0 H: 1 E: 0 K: 2 S: 11 | LOB: 0 BB: 0 P: 13 | R: 0 H: 0 E: 0 K: 0 S: 11 | LOB: 0 BB: 1 P: 18 | R: 0 H: 1 E: 0 K: 0 S: 9 | LOB: 1 BB: 0 P: 10 | R: 1 H: 1 E: 0 K: 1 S: 12 | LOB: 1 BB: 0 P: 16 | R: 0 H: 0 E: 0 K: 0 S: 11 | H: 0 LOB: 0 BB: 1 P: 19 | R: 0 H: 0 E: 0 K: 0 S: 8 | H: 0 LOB: 0 BB: 0 P: 11 | R: 0 H: 2 E: 0 K: 0 S: 9 | LOB: 1 BB: 0 P: 12 | R: 1 H: 1 E: 0 K: 2 S: 12 | LOB: 0 BB: 0 P: 18 | 1B: 4 2B: 0 3B: 0 HR: 2 | SF: 0 SAC: 0 DP: 1 HBP: 0 | WP: 0 PB: 0 SB: 0 CS: 2 | PA: 34 |
| PITCHER | IP WLS BF H R ER SO BB IBB HBP BLK WP HR S P ERA WHIP | | | | | | | | | | | | | | | | | | | | | |
| 58 Louis Head, R ERA: 2.59 | 1.0 | 3 | 0 | 0 | 0 | 1 | 0 | 0 | 0 | 0 | 0 | 0 | 0 | 0 | 13 | 19 | 0.00 | 0.000 | | | | |
| 75 Dietrich Enns, L ERA: 3.15 | 4.0 | W 14 | 3 | 1 | 1 | 3 | 1 | 0 | 0 | 0 | 0 | 1 | 43 | 57 | 2.25 | 1.000 | | | | | | |
| 34 J.P. Feyerherzen, R ERA: 2.96 | 1.0 | H 4 | 0 | 0 | 0 | 0 | 1 | 0 | 0 | 0 | 0 | 0 | 11 | 19 | 0.00 | 1.000 | | | | | | |
| 29 Pete Fairbanks, R ERA: 3.99 | 1.0 | 3 | 0 | 0 | 0 | 0 | 0 | 0 | 0 | 0 | 0 | 0 | 8 | 11 | 0.00 | 0.000 | | | | | | |
| 55 Adam Conley, L ERA: 2.12 | 1.0 | 4 | 2 | 0 | 0 | 0 | 0 | 0 | 0 | 0 | 0 | 0 | 9 | 12 | 0.00 | 2.000 | | | | | | |

Detroit Tigers @ Tampa Bay Rays
Tropicana Field, St. Petersburg, FL
Thu Sep 16 2021, 7:11 PM - 9:48 PM EDT
Att: 10,206 - Dome - 72 F

| | |
|-----|----|
| AB | 30 |
| R | 2 |
| H | 6 |
| RBI | 2 |
| BB | 2 |
| SO | 6 |
| LOB | 8 |



| Batter | 1 | 2 | 3 | 4 | 5 | 6 | 7 | 8 | 9 | AB | R | H | RBI | BB | SO | LOB | BOTTOM | | | | | |
|---|---|----------------------------------|--------------------------------------|-------------------------|--------------------------------------|-------------------------|--------------------------------------|--------------------------|---------------------------------------|--------------------------|---------------------------------------|----------------------------------|---------------------------------------|----------------------------------|--------------------------------------|-------------------------|--------------------------------------|-------------------------|----------------------------------|------------------------------------|----------------------------------|--------|
| 2 Yandy Diaz, R OBP: 0.356, SLG: 0.382 | | | | | | | | | | 4 | 1 | 2 | 1 | 1 | 0 | 2 | | | | | | |
| 13 Manuel Margot, R OBP: 0.307, SLG: 0.388 | | | | | | | | | | 2 | 1 | 1 | 1 | 2 | 0 | 1 | | | | | | |
| 23 Nelson Cruz, R OBP: 0.343, SLG: 0.518 | | | | | | | | | | 2 | 0 | 0 | 0 | 0 | 1 | 2 | | | | | | |
| 17 Austin Meadows, L OBP: 0.313, SLG: 0.453 | | | | | | | | | | 1 | 0 | 0 | 0 | 0 | 0 | 3 | | | | | | |
| 56 Randy Arozarena, R OBP: 0.349, SLG: 0.455 | | | | | | | | | | 3 | 0 | 0 | 1 | 0 | 1 | 2 | | | | | | |
| 8 Brandon Lowe, L OBP: 0.336, SLG: 0.503 | | | | | | | | | | 4 | 0 | 1 | 0 | 0 | 1 | 1 | | | | | | |
| 25 Jordan Luplow, R OBP: 0.319, SLG: 0.429 | | | | | | | | | | 3 | 0 | 0 | 0 | 0 | 1 | 1 | | | | | | |
| 6 Taylor Walls, S OBP: 0.309, SLG: 0.298 | | | | | | | | | | 1 | 0 | 0 | 0 | 0 | 1 | 1 | | | | | | |
| 18 Joey Wendle, L OBP: 0.325, SLG: 0.435 | | | | | | | | | | 3 | 1 | 1 | 0 | 1 | 0 | 1 | | | | | | |
| 10 Mike Zunino, R OBP: 0.291, SLG: 0.554 | | | | | | | | | | 4 | 1 | 1 | 2 | 0 | 1 | 1 | | | | | | |
| 39 Kevin Kiermaier, L OBP: 0.312, SLG: 0.371 | | | | | | | | | | 2 | 1 | 1 | 0 | 2 | 1 | 0 | | | | | | |
| Inning Stats | R: 2 H: 1 E: 0 K: 1 S: 17 | H: 0 LOB: 1 BB: 1 P: 24 | R: 0 H: 0 E: 0 K: 1 S: 8 | LOB: 0 BB: 0 P: 8 | R: 0 H: 1 E: 0 K: 0 S: 6 | LOB: 1 BB: 0 P: 9 | R: 0 H: 1 E: 0 K: 1 S: 7 | LOB: 1 BB: 0 P: 11 | R: 1 H: 2 E: 0 K: 1 S: 13 | LOB: 1 BB: 0 P: 19 | R: 2 H: 1 E: 0 K: 0 S: 12 | H: 1 LOB: 3 BB: 4 P: 31 | R: 0 H: 1 E: 0 K: 2 S: 12 | H: 1 LOB: 0 BB: 0 P: 19 | R: 0 H: 0 E: 0 K: 1 S: 4 | LOB: 0 BB: 1 P: 8 | R: 0 H: 1 E: 0 K: 1 S: 4 | LOB: 0 BB: 1 P: 8 | 1B: 5 2B: 0 3B: 0 HR: 2 | SF: 1 SAC: 0 DP: 1 HBP: 1 | WP: 0 PB: 1 SB: 0 CS: 0 | PA: 37 |
| PITCHER | IP WLS BF H R ER SO BB IBB HBP BLK WP HR S P ERA WHIP | | | | | | | | | | | | | | | | | | | | | |
| 70 Tyler Alexander, L ERA: 4.13 | 5.2 | L 25 | 5 | 1 | 1 | 1 | 0 | 3 | 0 | 0 | 0 | 0 | 1 | 7 | 21 | 27.00 | 12.000 | | | | | |
| 73 Drew Carlton, R ERA: 4.91 | 0.1 | 5 | 1 | 1 | 1 | 0 | 3 | 0 | 0 | 0 | 0 | 0 | 1 | 7 | 21 | 27.00 | 12.000 | | | | | |
| 63 Ian Krol, L ERA: 4.61 | 1.0 | 4 | 1 | 0 | 0 | 2 | 0 | 0 | 0 | 0 | 0 | 0 | 12 | 19 | 0.00 | 1.000 | | | | | | |
| 68 Jason Foley, R ERA: 2.45 | 1.0 | 3 | 0 | 0 | 0 | 1 | 1 | 0 | 0 | 0 | 0 | 0 | 4 | 8 | 0.00 | 1.000 | | | | | | |

Detroit Tigers @ Tampa Bay Rays
Tropicana Field, St. Petersburg, FL
Thu Sep 16 2021, 7:11 PM - 9:48 PM EDT
Att: 10,206 - Dome - 72 F

| | |
|-----|----|
| AB | 29 |
| R | 5 |
| H | 7 |
| RBI | 5 |
| BB | 6 |
| SO | 7 |
| LOB | 15 |



| Batter | 1 | 2 | 3 | 4 | 5 | 6 | 7 | 8 | 9 | AB | R | H | RBI | BB | SO | LOB | TOP | | | |
|---|---|--------------------------|--|--|--|--------------------------|--|---|----------------------|-------------------------------|-------------------------------|--------------------------|----------------------|--------------------------|-----------------------|--------------------------|----------------------------------|------------------------------------|-------------------------|--------|
| 60 Akil Baddoo, L (1,7) OBP: 0.324, SLG: 0.453 | F FF 87 B CU 73 S CH 73 X CU 72 | 2-2 FC6-5 7 1B | B FF 87 B CU 73 S CH 73 X CU 72 | 3-1 1B | B CU 69 X CU 70 | 1-0 F9 | | C SI 96 B SL 86 S SL 86 | 1-3 K | | 4 | 0 | 2 | 0 | 0 | 1 | 0 | | | |
| 7 Jonathan Schoop, R (1,3) OBP: 0.317, SLG: 0.430 | C FC 83 S CH 77 D CH 79 X FC 83 | 1-2 24 FC6-5 HR | 1 SAFE B FC 83 S CH 77 X CH 78 | 2-2 P4 | B CH 78 F CH 72 B FC 82 X CH 80 | 3-2 G4-3 | | B SI 96 B SL 86 S SL 86 | 4-1 BB | | 3 | 1 | 1 | 0 | 1 | 0 | 1 | | | |
| 8 Robbie Grossman, S (1,9) OBP: 0.354, SLG: 0.422 | D CH 79 C FC 83 B FC 84 | 2-3 K | | C FC 82 F CH 77 X FC 84 | 1-2 L8 | | C CH 78 F FC 82 S CU 75 | 1-3 K | | | 4 | 0 | 0 | 0 | 0 | 2 | 3 | | | |
| 24 Miguel Cabrera, R (1,10) OBP: 0.321, SLG: 0.394 | X FC 86 | 0-0 FC6-5 46 HR | | C CU 73 X CH 79 | 0-1 L9 | | C FC 82 X FC 82 | 0-1 G6-3 | | B FF 97 B FC 96 S FC 96 | 3-3 K | | 4 | 1 | 0 | 0 | 1 | 2 | | |
| 46 Jeimer Candelario, S (1,5) OBP: 0.349, SLG: 0.453 | B CH 79 X FC 83 | 1-0 HR | | F CH 78 B FC 81 X CH 79 | 1-2 G4-3 | | C CU 72 F CH 79 B FC 89 X CU 72 | 2-2 F8 | | B FF 97 B CH 95 S FC 95 | 4-0 28 G3 BB | | 3 | 1 | 1 | 3 | 1 | 0 | 0 | |
| 28 Niko Goodrum, S (1,6) OBP: 0.290, SLG: 0.337 | C FF 88 B CH 77 S CH 79 X FC 81 | 2-3 K | | S FF 86 B CH 77 T CH 77 F CH 79 B FC 84 X CH 80 | 2-2 F8 | | C FC 88 F ST 77 X FC 87 | 0-2 F7 | | C FF 94 S FC 87 X FC 86 | 0-2 G3 | | 4 | 0 | 0 | 0 | 0 | 1 | 1 | |
| 64 Dustin Garneau, R (1,2) OBP: 0.289, SLG: 0.714 | | | B FF 86 F FC 82 X FC 85 | 1-1 HR | S CU 71 F CH 78 S CH 80 | 0-3 K | | C FC 88 B ST 80 X ST 80 | 1-1 G5-3 | | B FF 96 B FC 96 S FC 96 | 3-3 K | | 4 | 1 | 1 | 1 | 0 | 2 | 1 |
| 9 Willi Castro, S (1,4) OBP: 0.268, SLG: 0.344 | | | B FC 80 B CH 78 F FC 81 X FC 81 | 3-1 L4 | X FF 87 | 0-0 G3 | | S FC 88 B ST 79 F ST 79 S ST 79 X CU 78 | 3-2 G4-3 | | | | 3 | 0 | 0 | 0 | 0 | 0 | 0 | |
| 54 Derek Hill, R (1,8) OBP: 0.313, SLG: 0.388 | | | C FF 88 S CH 78 X CH 79 | 0-2 G1-3 | X FC 81 | 0-0 B1-3 | | C SI 95 B SL 86 S SL 86 | 1-3 K | | | | 2 | 0 | 0 | 0 | 0 | 0 | 0 | |
| 22 Victor Reyes, S (5,9) OBP: 0.267, SLG: 0.399 | | | | | | | | | | | | | 1 | 0 | 0 | 0 | 0 | 1 | 0 | |
| Inning Stats | R: 3 K: 2 S: 15 | H: 3 LOB: 0 BB: 23 | R: 1 K: 0 S: 12 | H: 2 LOB: 1 BB: 21 | R: 0 K: 0 S: 9 | H: 0 LOB: 0 BB: 11 | R: 0 K: 1 S: 8 | H: 0 LOB: 0 BB: 10 | R: 0 K: 1 S: 5 | H: 0 LOB: 0 BB: 9 | R: 0 K: 1 S: 9 | H: 0 LOB: 0 BB: 12 | R: 0 K: 0 S: 9 | H: 0 LOB: 0 BB: 13 | R: 0 K: 2 S: 10 | H: 0 LOB: 1 BB: 20 | 1B: 3 2B: 0 3B: 0 HR: 2 | SF: 0 SAC: 0 DP: 0 HBP: 0 | WP: 0 PB: 0 CS: 0 | PA: 34 |
| PITCHER | IP WLS BF H R ER SO BB IBB HBP BLK WP HR S P ERA WHIP | | | | | | | | | | | | | | | | | | | |
| 48 Ryan Yarbrough, L (1,1) ERA: 5.3 | 6.0 L 23 5 4 4 4 0 0 0 0 0 2 58 86 6.00 0.833 | | | | | | | | | | | | | | | | | | | |
| 31 Collin McHugh, R (7,1) ERA: 1.39 | 1.0 3 0 0 0 0 0 0 0 0 0 0 9 13 0.00 0.000 | | | | | | | | | | | | | | | | | | | |
| 84 JT Chargois, R (8,1) ERA: 2.52 | 1.0 4 0 0 0 2 1 0 0 0 0 0 9 17 0.00 1.000 | | | | | | | | | | | | | | | | | | | |
| 64 Joey Krehbiel, R (9,1) ERA: | 1.0 4 0 0 0 2 1 0 0 0 0 0 10 20 0.00 1.000 | | | | | | | | | | | | | | | | | | | |

Detroit Tigers @ Tampa Bay Rays
Tropicana Field, St. Petersburg, FL
Sat Sep 18 2021, 4:13 PM - 7:00 PM EDT
Att: 22,921 - Dome - 72 F

AB 32
R 4
H 5
RBI 4
BB 2
SO 8
LOB 8



| Batter | 1 | 2 | 3 | 4 | 5 | 6 | 7 | 8 | 9 | AB | R | H | RBI | BB | SO | LOB | BOTTOM | | | |
|---|---|--------------------------|--|-------------------------------|---|---|---------------------------|---|-----------------------|--------------------------|----------------------|---------------------------|----------------------|--------------------------|-----------------------|--------------------------|----------------------------------|------------------------------------|-------------------------|--------|
| 2 Yandy Diaz, R (1,5) OBP: 0.354, SLG: 0.379 | B FF 92 B SL 87 S FC 84 X SL 95 | 3-2 G4-3 | B CH 85 B CH 84 S SL 96 | 2-0 G4-3 | C SL 88 S SL 86 S SL 86 | 0-3 K | X KC 85 | 0-0 F7 | X FC 94 | 0-0 G4-6-3 | | 5 | 0 | 0 | 0 | 1 | 4 | | | |
| 56 Randy Arozarena, R (1,7) OBP: 0.348, SLG: 0.455 | X SL 88 | 0-0 G5-3 | B FF 96 S FF 94 X SL 89 | 1-2 1B | | B SL 90 B SI 96 S ST 92 X SL 95 | 3-1 G6-3 | B SL 96 X SL 87 | 1-0 G2-3 | | 4 | 0 | 1 | 0 | 0 | 0 | 0 | | | |
| 8 Brandon Lowe, L (1,4) OBP: 0.335, SLG: 0.497 | C SL 88 X SL 89 | 0-1 G3 | 1 SAFE B FF 96 S SL 87 X SL 87 | 1-2 P5 | | C SL 88 X CH 93 | 0-1 F7 | B SI 95 B SL 88 S SL 88 | 2-2 G1-3 | | 4 | 0 | 0 | 0 | 0 | 0 | 1 | | | |
| 13 Manuel Margot, R (1,9) OBP: 0.315, SLG: 0.395 | | | C SI 93 B FF 94 F SL 96 X FF 94 | 1-2 25 HR 1B | B FF 95 B SI 96 S SL 96 | 4-1 25 1B 26 G4-6-3 BB | 1 SAFE X SI 95 | 0-0 G4-3 | X SI 96 | 0-0 G4-3 | | 3 | 2 | 3 | 0 | 1 | 0 | 0 | | |
| 25 Jordan Luplow, R (1,10) OBP: 0.326, SLG: 0.456 | | | B FF 95 S FF 94 X FF 94 | 1-1 HR | | B SI 96 S CH 91 X CH 93 | 1-2 26 G4-6-3 1B | | X SI 96 | 0-0 G4-3 | | 2 | 1 | 2 | 2 | 0 | 0 | 0 | | |
| 17 Austin Meadows, L (6,PH) OBP: 0.312, SLG: 0.451 | | | 1-H HR | | | B SI 96 S CH 91 X CH 93 | 1-2 26 G4-6-3 1B | | X SI 96 | 0-0 G1-3 | | 2 | 0 | 1 | 0 | 0 | 0 | 1 | | |
| 26 Ji Man Choi, L (1,3) OBP: 0.350, SLG: 0.429 | X SI 96 | 0-0 G1-3 | | B SI 96 S CH 91 X CH 93 | 1-2 G4-6-3 | 1-2 26 G4-6-3 1B | | | B SI 94 B SI 93 | 4-0 10 PB BB | | 3 | 0 | 0 | 0 | 1 | 0 | 3 | | |
| 10 Mike Zunino, R (1,2) OBP: 0.290, SLG: 0.549 | | | B SI 95 B SL 87 S SL 86 X SL 96 | 1-3 K | B SL 88 B SI 96 S SL 97 | 2-3 K | | B SI 95 B SL 95 S SL 86 | 3-3 K | | 3 | 0 | 0 | 0 | 1 | 3 | 1 | | | |
| 52 Michael Wacha, R (9,PR) ERA: | | | F SL 87 X SI 95 | 0-1 G1-3 | | C SI 95 B SL 95 S CH 91 S CH 91 S SL 97 | 3-3 K | F FF 97 B FF 96 S KC 84 B SI 96 X CH 88 | 2-2 F9 | | H FF 96 | 1-0 2 G4-6-3 HBP | 3 | 0 | 0 | 0 | 1 | 1 | | |
| 18 Joey Wendle, L (1,6) OBP: 0.323, SLG: 0.429 | | | | | C SI 95 B SL 95 S CH 91 S CH 91 S SL 97 | 3-3 K | | F FF 97 B FF 96 S KC 84 B SI 96 X CH 88 | 2-2 F9 | | | | 3 | 0 | 0 | 0 | 2 | 2 | | |
| 35 Brett Phillips, L (1,8) OBP: 0.309, SLG: 0.430 | | | B FF 94 F SL 88 X SL 96 | 1-3 K | | F SL 89 S CH 92 B CH 93 X SI 88 | 1-2 F7 | | F CH 88 H FF 97 | | | | 3 | 0 | 0 | 0 | 2 | 2 | | |
| Inning Stats | R: 0 K: 0 S: 7 | H: 0 LOB: 0 BB: 10 | R: 2 K: 1 S: 13 | H: 2 LOB: 0 BB: 16 | R: 0 K: 1 S: 10 | H: 1 LOB: 0 BB: 15 | R: 1 K: 1 S: 8 | H: 1 LOB: 0 BB: 15 | R: 0 K: 2 S: 11 | H: 0 LOB: 0 BB: 15 | R: 0 K: 0 S: 6 | H: 1 LOB: 0 BB: 10 | R: 0 K: 1 S: 9 | H: 0 LOB: 2 BB: 19 | R: 0 K: 0 S: 12 | H: 2 LOB: 0 BB: 16 | 1B: 5 2B: 1 3B: 0 HR: 1 | SF: 0 SAC: 0 DP: 2 HBP: 2 | WP: 0 PB: 1 CS: 0 | PA: 37 |
| PITCHER | IP WLS BF H R ER SO BB IBB HBP BLK WP HR S P ERA WHIP | | | | | | | | | | | | | | | | | | | |
| 29 Tarik Skubal, L (1,1) ERA: 4.25 | 3.0 3 2 2 2 2 0 0 0 0 0 0 29 41 6.00 1.000 | | | | | | | | | | | | | | | | | | | |
| 62 José Ureña, R (4,1) ERA: 5.99 | 3.1 W 13 2 1 1 4 2 0 0 0 0 0 29 51 2.70 1.200 | | | | | | | | | | | | | | | | | | | |
| 57 Alex Lange, R (7,1) ERA: 4.4 | 0.2 H 3 0 0 0 0 0 0 0 1 0 0 5 8 0.00 0.000 | | | | | | | | | | | | | | | | | | | |
| 36 Kyle Funkhouser, R (8,1) ERA: 3.3 | 1.0 H 5 2 0 0 0 0 0 0 0 0 0 12 16 0.00 2.000 | | | | | | | | | | | | | | | | | | | |
| 32 Michael Fulmer, R (9,1) ERA: 3.18 | 1.0 S 4 0 0 0 1 1 0 1 0 0 0 8 15 0.00 1.000 | | | | | | | | | | | | | | | | | | | |

Detroit Tigers @ Tampa Bay Rays
Tropicana Field, St. Petersburg, FL
Sat Sep 18 2021, 4:13 PM - 7:00 PM EDT
Att: 22,921 - Dome - 72 F

AB 32
R 3
H 7
RBI 2
BB 3
SO 7
LOB 13



| Batter | 1 | 2 | 3 | 4 | 5 | 6 | 7 | 8 | 9 | AB | R | H | RBI | BB | SO | LOB | TOP | | | | | | | | |
|---|---------------------------------------|----------------------------------|--------------------------------------|----------------------------------|---------------------------------------|----------------------------------|--------------------------------------|----------------------------------|--------------------------------------|---------------------------------|---------------------------------------|----------------------------------|---------------------------------------|----------------------------------|---------------------------------------|----------------------------------|--------------------------------------|----------------------------------|-------------------------|------------------------------------|----------------------------------|--------|--|--|--|
| 22 Victor Reyes, S OBP: 0.263, SLG: 0.393 | | | SH1-3 1-2 | | G5-3 | | G6-3 | | | 3 | 0 | 0 | 0 | 0 | 1 | 0 | | | | | | | | | |
| 7 Jonathan Schoop, R OBP: 0.317, SLG: 0.426 | F8 | | G6-3 2-3 | | | P3 | | | | 4 | 0 | 1 | 0 | 0 | 0 | 1 | | | | | | | | | |
| 8 Robbie Grossman, S OBP: 0.353, SLG: 0.419 | 24 WP BB | | K | | | K | | F9 | | 3 | 0 | 0 | 0 | 1 | 2 | 2 | | | | | | | | | |
| 24 Miguel Cabrera, R OBP: 0.320, SLG: 0.393 | K | | | | F9 | 46 2B 1B | | K | | 4 | 0 | 1 | 0 | 0 | 2 | 2 | | | | | | | | | |
| 46 Jeimer Candelario, S OBP: 0.349, SLG: 0.454 | | G4-3 | | K | | | | K | | 4 | 0 | 1 | 0 | 0 | 2 | 1 | | | | | | | | | |
| 13 Eric Haase, R OBP: 0.286, SLG: 0.481 | | | | HR | | | | | | 3 | 1 | 1 | 1 | 1 | 1 | 2 | | | | | | | | | |
| 28 Niko Goodrum, S OBP: 0.290, SLG: 0.333 | | | | K | | | | | | 3 | 0 | 0 | 0 | 1 | 2 | 1 | | | | | | | | | |
| 64 Dustin Garneau, R OBP: 0.286, SLG: 0.739 | | | | | | | | | | 4 | 1 | 1 | 1 | 0 | 1 | 2 | | | | | | | | | |
| 30 Harold Castro, L OBP: 0.311, SLG: 0.348 | | | | | | | | | | 4 | 0 | 1 | 0 | 0 | 1 | 1 | | | | | | | | | |
| Inning Stats | R: 0 H: 0 E: 0 K: 2 S: 12 | H: 0 LOB: 1 BB: 1 P: 19 | R: 0 H: 0 E: 0 K: 2 S: 7 | H: 0 LOB: 1 BB: 1 P: 14 | R: 0 H: 1 E: 0 K: 1 S: 10 | H: 1 LOB: 1 BB: 0 P: 12 | R: 1 H: 1 E: 0 K: 2 S: 9 | H: 1 LOB: 0 BB: 0 P: 11 | R: 0 H: 0 E: 0 K: 0 S: 6 | H: 0 LOB: 0 BB: 0 P: 8 | R: 0 H: 2 E: 0 K: 2 S: 12 | H: 2 LOB: 1 BB: 0 P: 19 | R: 1 H: 1 E: 0 K: 0 S: 12 | H: 1 LOB: 0 BB: 0 P: 15 | R: 0 H: 1 E: 0 K: 2 S: 12 | H: 1 LOB: 1 BB: 0 P: 20 | R: 0 H: 0 E: 0 K: 1 S: 9 | H: 0 LOB: 1 BB: 1 P: 15 | 1B: 3 2B: 1 HR: 2 | SF: 0 SAC: 1 DP: 0 HBP: 0 | WP: 1 PB: 0 SB: 1 CS: 0 | PA: 36 | | | |
| PITCHER | IP | WLS | BF | H | R | ER | SO | BB | IBB | HBP | BLK | WP | HR | S | P | ERA | WHIP | | | | | | | | |
| 62 Shane Bieber, L ERA: 3.51 | 5.0 | L | 19 | 2 | 1 | 1 | 7 | 2 | 0 | 0 | 0 | 1 | 1 | 44 | 64 | 1.80 | 0.800 | | | | | | | | |
| 29 Pete Fairbanks, R ERA: 3.89 | 1.0 | | 5 | 2 | 0 | 0 | 2 | 0 | 0 | 0 | 0 | 0 | 0 | 12 | 19 | 0.00 | 2.000 | | | | | | | | |
| 70 Nick Anderson, R ERA: 2.25 | 1.0 | | 4 | 1 | 1 | 1 | 0 | 0 | 0 | 0 | 0 | 0 | 1 | 12 | 15 | 9.00 | 1.000 | | | | | | | | |
| 34 J.P. Feyerherzen, R ERA: 2.9 | 1.0 | | 4 | 1 | 0 | 0 | 2 | 0 | 0 | 0 | 0 | 0 | 0 | 12 | 20 | 0.00 | 1.000 | | | | | | | | |
| 55 Adam Conley, L ERA: 2.0 | 1.0 | | 4 | 0 | 0 | 0 | 1 | 1 | 0 | 0 | 0 | 0 | 0 | 9 | 15 | 0.00 | 1.000 | | | | | | | | |

Detroit Tigers @ Tampa Bay Rays
Tropicana Field, St. Petersburg, FL
Sun Sep 19 2021, 1:11 PM - 3:54 PM EDT
Att: 17,948 - Dome - 72 F

livebaseballscorecards.com

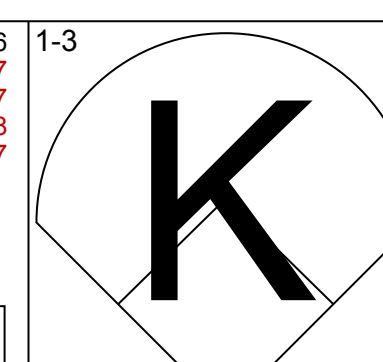
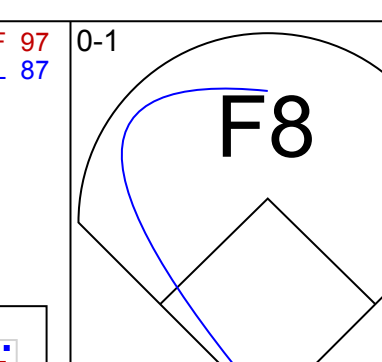
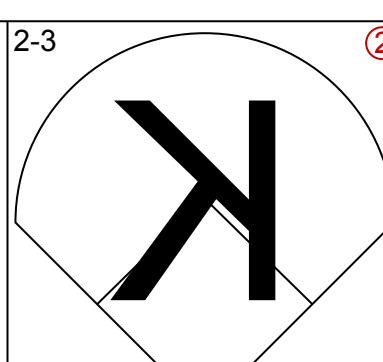
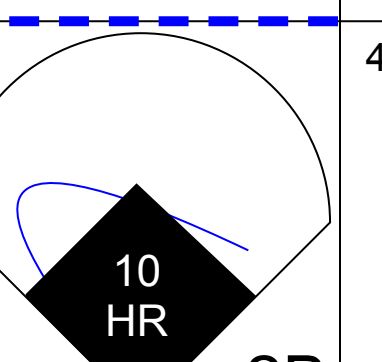
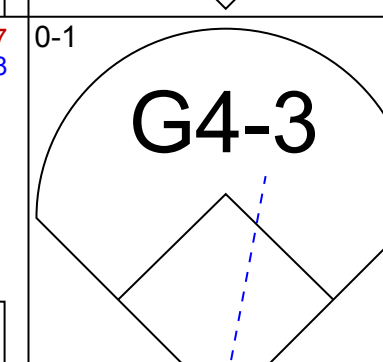
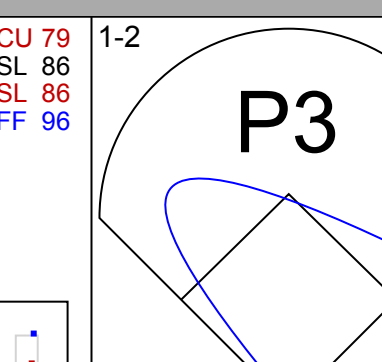
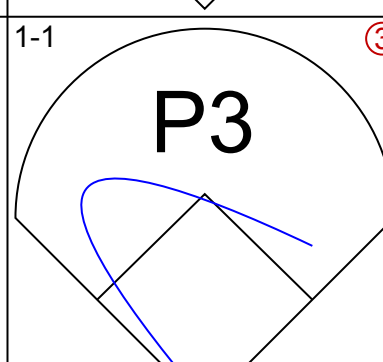
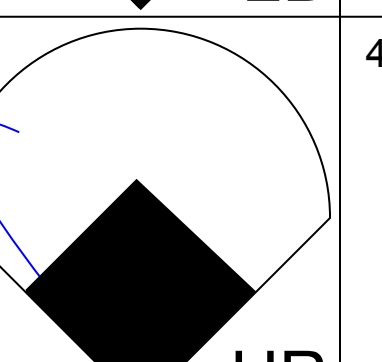
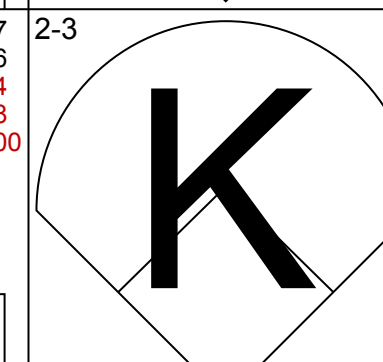
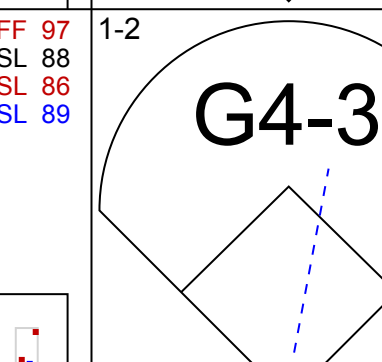
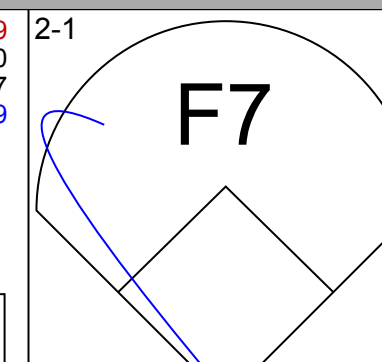
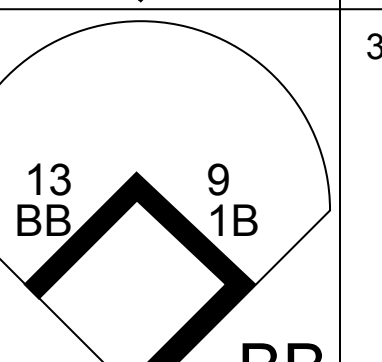
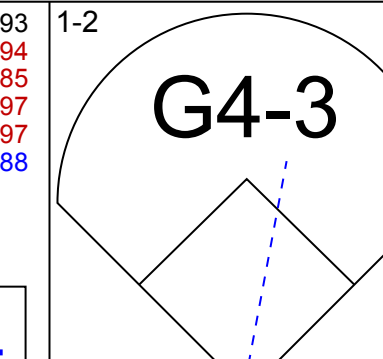
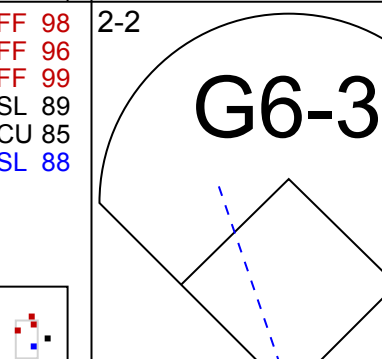
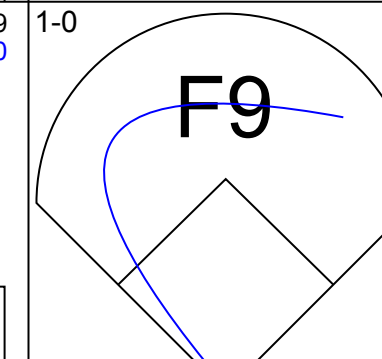
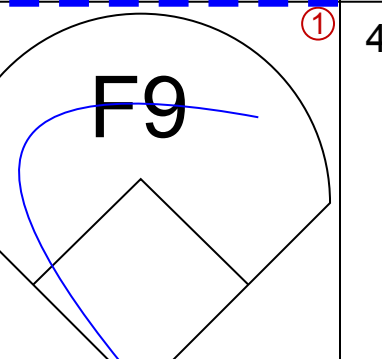
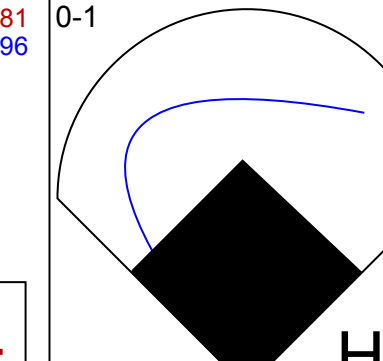
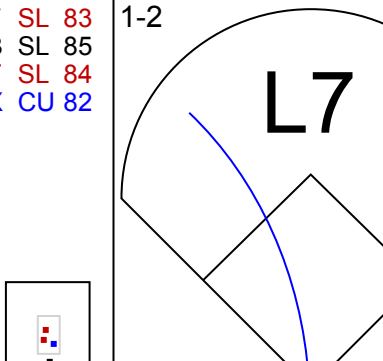
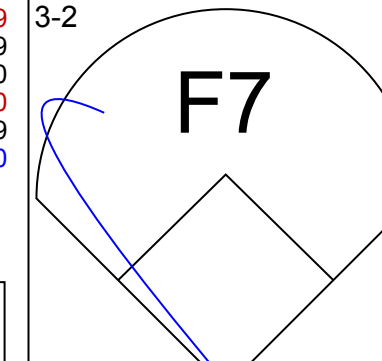
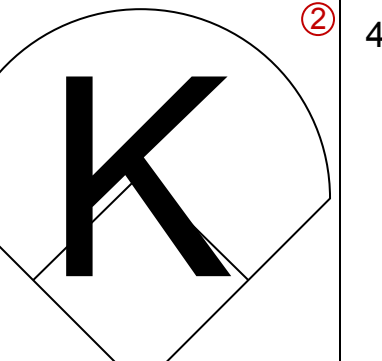
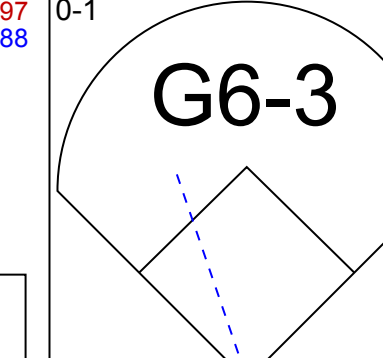
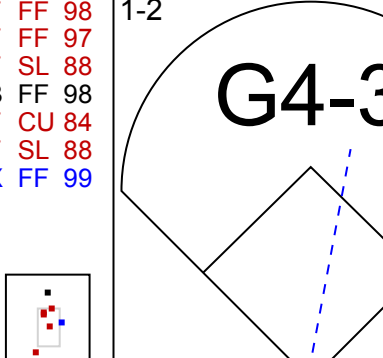
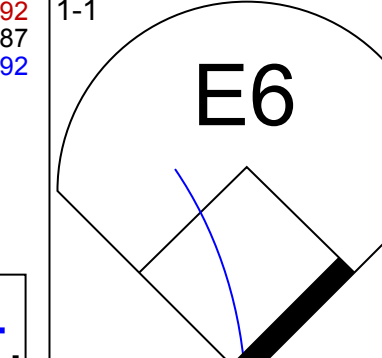
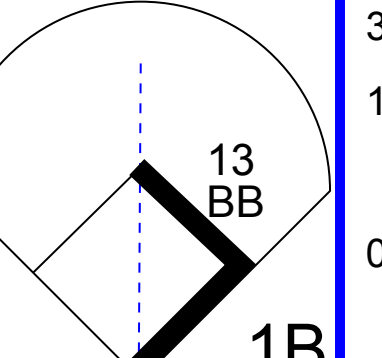
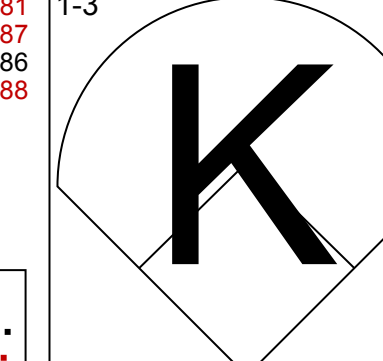
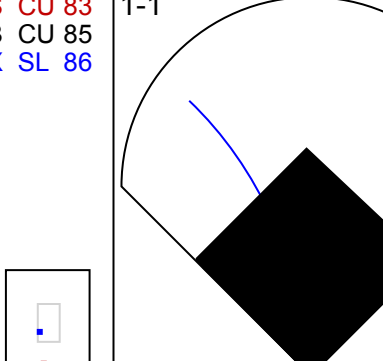
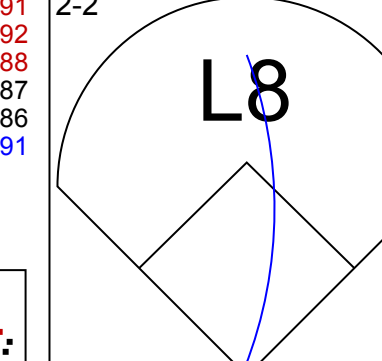
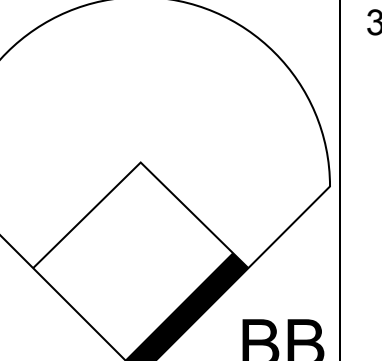
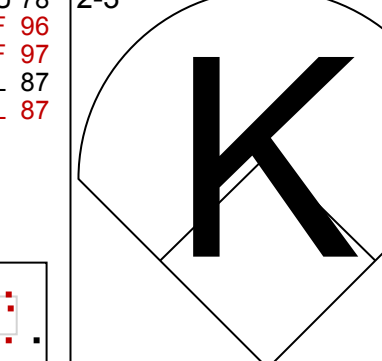
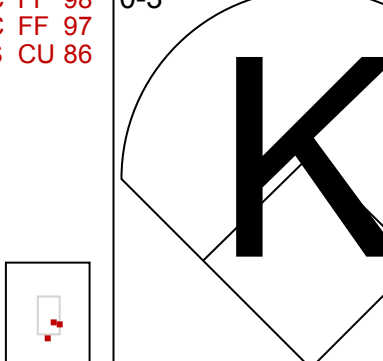
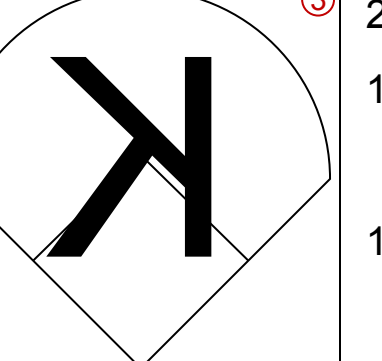
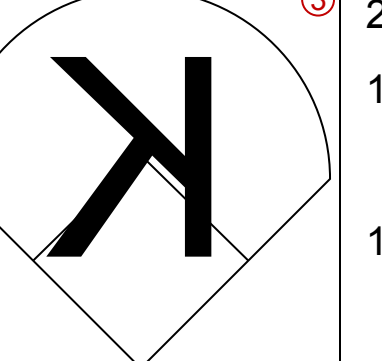
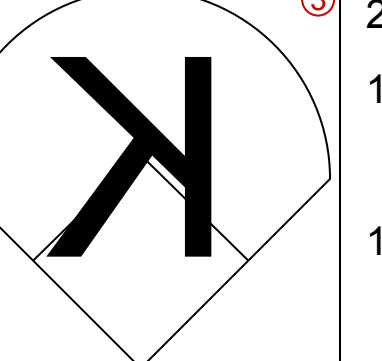
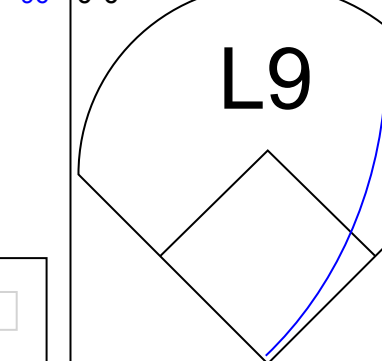
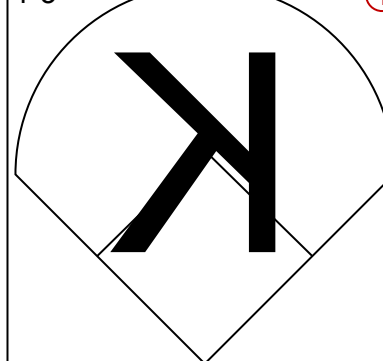

AB 32
R 2
H 6
RBI 2
BB 3
SO 12
LOB 12

| Batter | 1 | 2 | 3 | 4 | 5 | 6 | 7 | 8 | 9 | AB | R | H | RBI | BB | SO | LOB | BOTTOM | | | | | | | | |
|---|--------------------------------------|---------------------------------|--------------------------------------|----------------------------------|--------------------------------------|----------------------------------|--------------------------------------|----------------------------------|---------------------------------------|----------------------------------|---------------------------------------|----------------------------------|---------------------------------------|----------------------------------|--------------------------------------|----------------------------------|---------------------------------------|----------------------------------|-------------------------|------------------------------------|----------------------------------|--------|--|--|--|
| 8 Brandon Lowe, L OBP: 0.333, SLG: 0.494 | F7 | | FC5-6 17 S | | G5-3 | | | K | | 3 | 0 | 0 | 0 | 0 | 0 | 3 | | | | | | | | | |
| 25 Jordan Luplow, R OBP: 0.324, SLG: 0.453 | | | | | | | | | | 1 | 0 | 0 | 0 | 0 | 1 | 1 | | | | | | | | | |
| 17 Austin Meadows, L OBP: 0.313, SLG: 0.450 | | | | | | | | | | 3 | 0 | 1 | 0 | 0 | 0 | 1 | | | | | | | | | |
| 13 Manuel Margot, R OBP: 0.314, SLG: 0.394 | | | | | | | | | | 1 | 0 | 0 | 0 | 0 | 0 | 1 | | | | | | | | | |
| 23 Nelson Cruz, R OBP: 0.343, SLG: 0.516 | | | | | | | | | | 2 | 0 | 0 | 0 | 1 | 1 | 1 | | | | | | | | | |
| 39 Kevin Kiermaier, L OBP: 0.310, SLG: 0.369 | | | | | | | | | | 0 | 0 | 0 | 0 | 0 | 0 | 0 | | | | | | | | | |
| 26 Ji Man Choi, L OBP: 0.352, SLG: 0.425 | | | | | | | | | | 2 | 0 | 0 | 0 | 2 | 0 | 1 | | | | | | | | | |
| 56 Randy Arozarena, R OBP: 0.348, SLG: 0.452 | | | | | | | | | | 3 | 0 | 0 | 0 | 0 | 0 | 2 | | | | | | | | | |
| 18 Joey Wendle, L OBP: 0.323, SLG: 0.428 | | | | | | | | | | 4 | 0 | 1 | 0 | 0 | 0 | 2 | | | | | | | | | |
| 2 Yandy Diaz, R OBP: 0.353, SLG: 0.376 | | | | | | | | | | 3 | 0 | 0 | 0 | 1 | 0 | 3 | | | | | | | | | |
| 35 Brett Phillips, L OBP: 0.305, SLG: 0.425 | | | | | | | | | | 3 | 0 | 0 | 0 | 0 | 2 | 1 | | | | | | | | | |
| 10 Mike Zunino, R OBP: 0.296, SLG: 0.553 | | | | | | | | | | 3 | 0 | 3 | 0 | 0 | 0 | 0 | | | | | | | | | |
| Inning Stats | R: 0 H: 1 E: 0 K: 0 S: 7 | H: 0 LOB: 0 BB: 0 P: 9 | R: 0 H: 0 E: 0 K: 0 S: 8 | H: 0 LOB: 1 BB: 1 P: 14 | R: 0 H: 1 E: 0 K: 1 S: 7 | H: 1 LOB: 0 BB: 0 P: 15 | R: 0 H: 0 E: 0 K: 1 S: 8 | H: 0 LOB: 0 BB: 1 P: 17 | R: 0 H: 1 E: 0 K: 1 S: 10 | H: 1 LOB: 2 BB: 0 P: 19 | R: 0 H: 0 E: 0 K: 0 S: 11 | H: 0 LOB: 0 BB: 0 P: 14 | R: 0 H: 0 E: 0 K: 0 S: 10 | H: 0 LOB: 0 BB: 0 P: 12 | R: 0 H: 1 E: 0 K: 1 S: 9 | H: 1 LOB: 2 BB: 1 P: 21 | R: 0 H: 1 E: 0 K: 0 S: 10 | H: 1 LOB: 1 BB: 0 P: 12 | 1B: 5 2B: 0 HR: 0 | SF: 0 SAC: 0 DP: 2 HBP: 1 | WP: 2 PB: 0 SB: 1 CS: 2 | PA: 36 | | | |
| PITCHER | IP | WLS | BF | H | R | ER | SO | BB | IBB | HBP | BLK | WP | HR | S | P | ERA | WHIP | | | | | | | | |
| 58 Wily Peralta, R ERA: 3.04 | 7.0 | W | 26 | 3 | 0 | 0 | 3 | 3 | 0 | 0 | 0 | 0 | 0 | 7 | 12 | 0.00 | 1.500 | | | | | | | | |
| 49 Derek Holland, L ERA: 5.32 | 0.2 | H | 3 | 1 | 0 | 0 | 1 | 0 | 0 | 0 | 0 | 0 | 0 | 2 | 9 | 0.00 | 3.000 | | | | | | | | |
| 68 Jason Foley, R ERA: 2.35 | 0.1 | H | 1 | 0 | 0 | 0 | 0 | 1 | 0 | 0 | 0 | 1 | 0 | 2 | 9 | 0.00 | 3.000 | | | | | | | | |
| 36 Kyle Funkhouser, R ERA: 3.25 | 1.0 | S | 4 | 1 | 0 | 0 | 0 | 0 | 0 | 0 | 0 | 0 | 0 | 10 | 12 | 0.00 | 1.000 | | | | | | | | |

Detroit Tigers @ Tampa Bay Rays
Tropicana Field, St. Petersburg, FL
Sun Sep 19 2021, 1:11 PM - 3:54 PM EDT
Att: 17,948 - Dome - 72 F

livebaseballscorecards.com

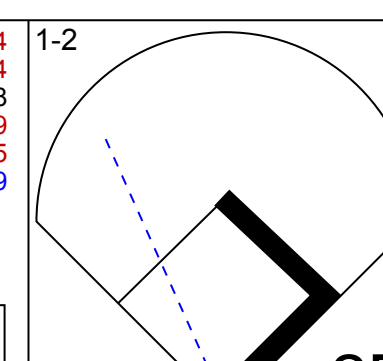
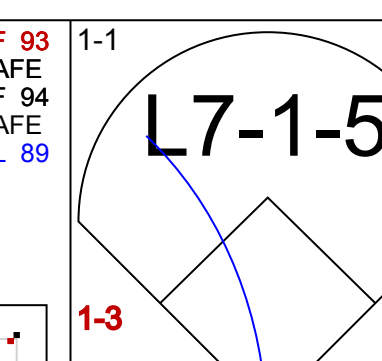
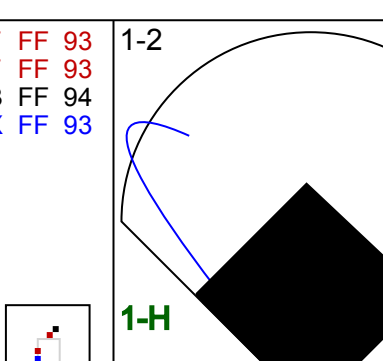
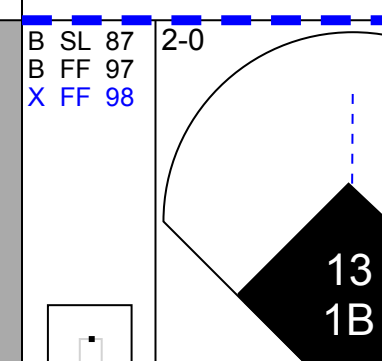
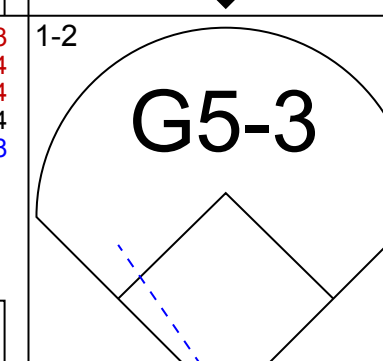
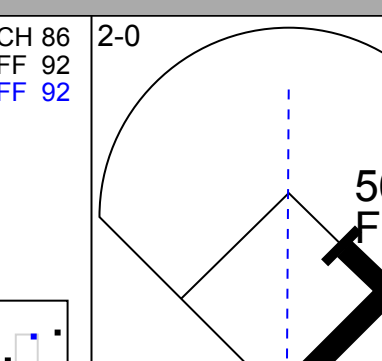
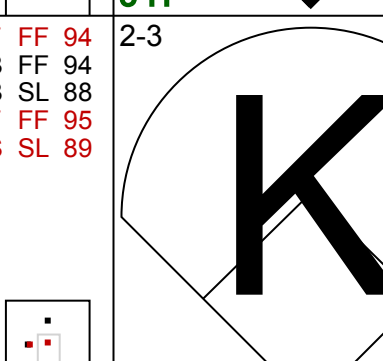
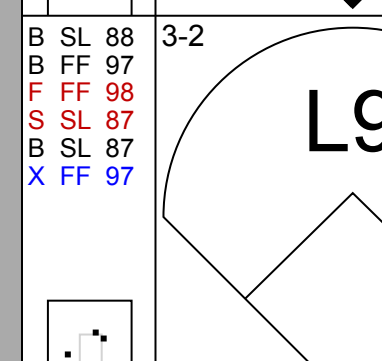
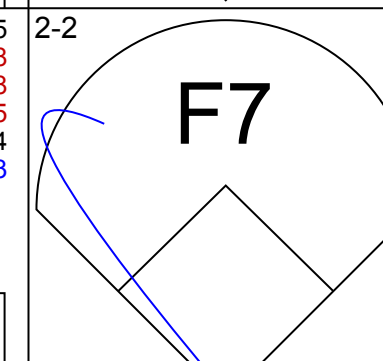
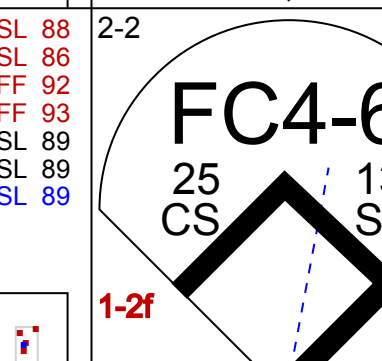
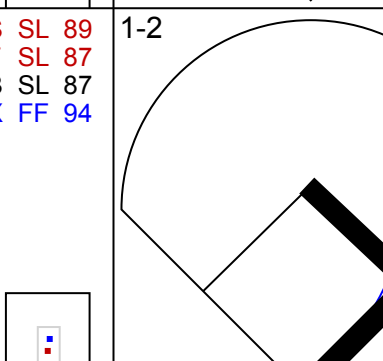
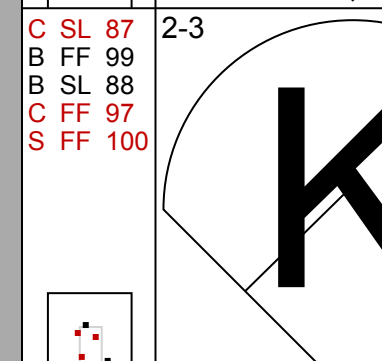
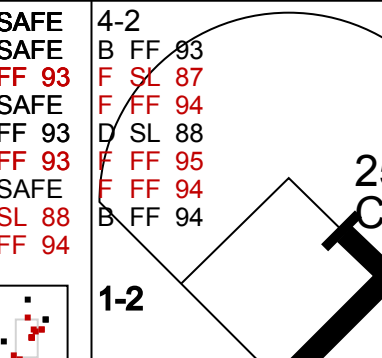
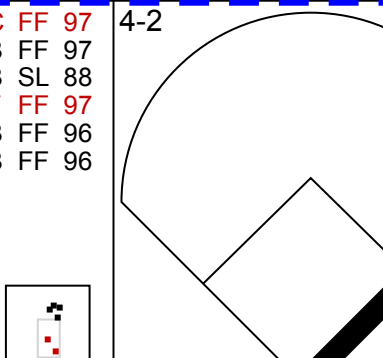
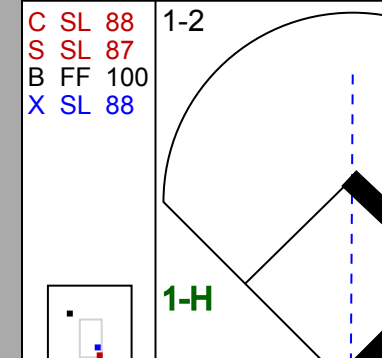

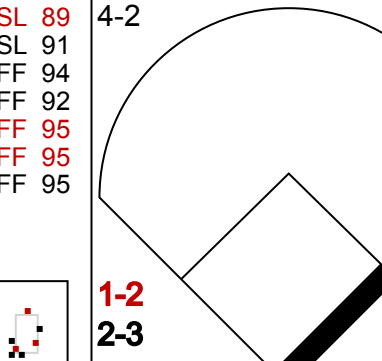
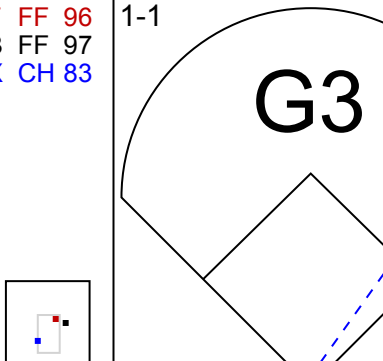
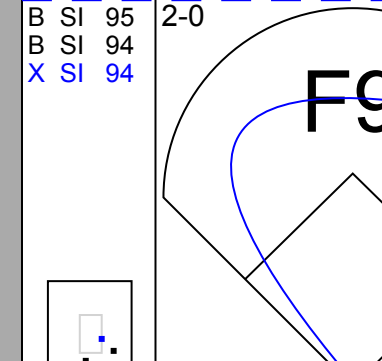
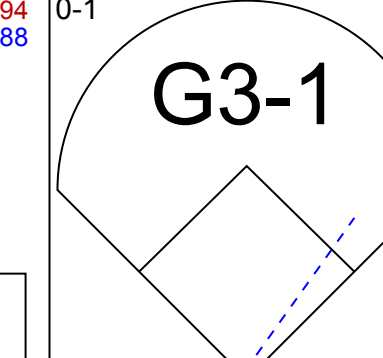



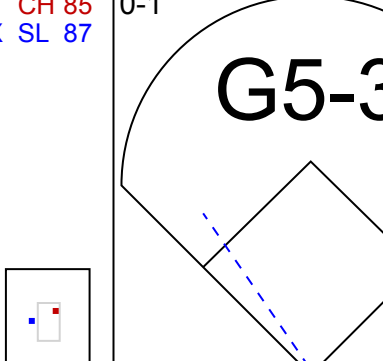


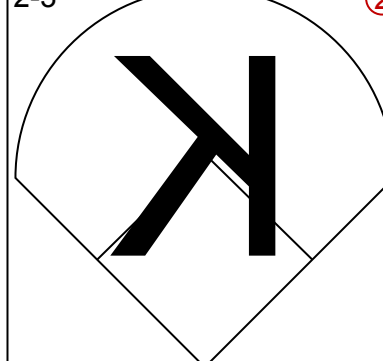
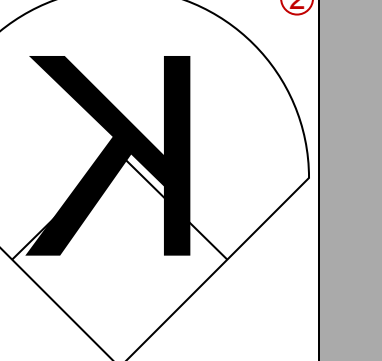

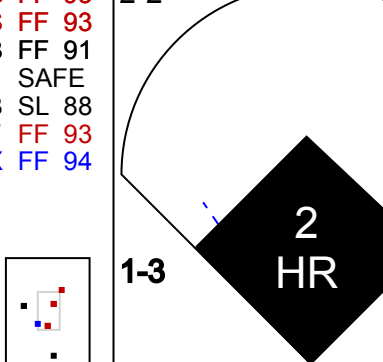
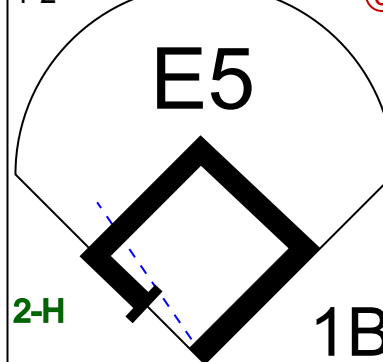
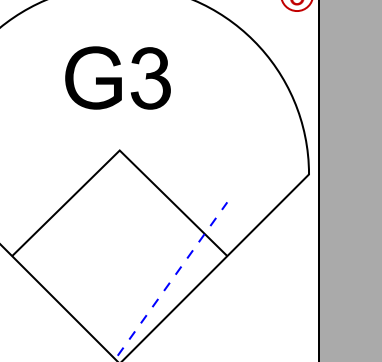
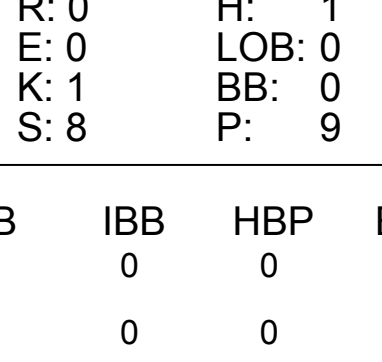
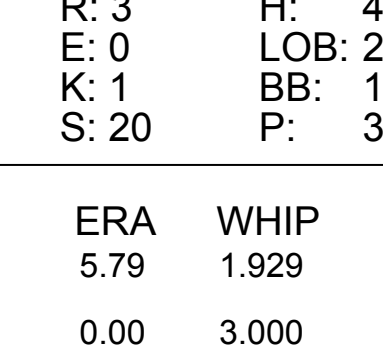
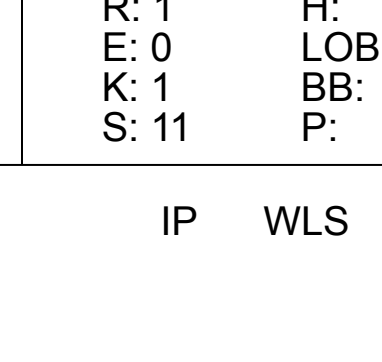



AB 28
R 0
H 5
RBI 0
BB 4
SO 4
LOB 16

| Batter | 1 | 2 | 3 | 4 | 5 | 6 | 7 | 8 | 9 | AB | R | H | RBI | BB | SO | LOB | TOP | | | | | | | | |
|--|---|---|---|---|--|---|---|---|---|--------------------------|----------------------------|--------------------------------|-------------------------------------|----------------------------------|-----------------------|----------------------------|--------------------------------|-------------------------------------|----------------------------------|------------------------------------|----------------------------------|--------|--|--|--|
| 4 George Springer, R (1, 10) OBP: 0.340, SLG: 0.524 |  | |  | | |  | | |  | 4 | 1 | 1 | 0 | 0 | 2 | 0 | | | | | | | | | |
| 10 Marcus Semien, R (1, 4) OBP: 0.340, SLG: 0.544 |  | | |  | |  | | |  | 4 | 1 | 1 | 2 | 0 | 0 | 0 | | | | | | | | | |
| 27 Vladimir Guerrero Jr., R (1, 3) OBP: 0.410, SLG: 0.614 |  | |  | | | |  | |  | 3 | 0 | 0 | 0 | 1 | 1 | 0 | | | | | | | | | |
| 11 Bo Bichette, R (1, 6) OBP: 0.339, SLG: 0.469 | |  | |  | | |  | |  | 4 | 0 | 0 | 0 | 0 | 0 | 1 | | | | | | | | | |
| 37 Teoscar Hernández, R (1, 9) OBP: 0.353, SLG: 0.529 | |  | | |  | |  | |  | 4 | 1 | 1 | 1 | 0 | 1 | 1 | | | | | | | | | |
| 30 Alejandro Kirk, R (1, 2) OBP: 0.339, SLG: 0.467 | |  | | |  | | |  |  | 3 | 0 | 0 | 0 | 0 | 0 | 0 | | | | | | | | | |
| 9 Danny Jansen, R (8, PR) OBP: 0.294, SLG: 0.434 | | | | | | | | | | 1 | 0 | 1 | 0 | 0 | 0 | 0 | | | | | | | | | |
| 1 Jarrod Dyson, L (8, PR) OBP: 0.264, SLG: 0.300 | | | | | | | | | | 0 | 0 | 0 | 0 | 0 | 0 | 0 | | | | | | | | | |
| 13 Lourdes Gurriel Jr., R (1, 7) OBP: 0.327, SLG: 0.475 |  | | | |  | | |  |  | 3 | 1 | 1 | 1 | 1 | 1 | 1 | | | | | | | | | |
| 15 Randal Grichuk, R (1, 8) OBP: 0.288, SLG: 0.434 | | |  | | |  | | |  | 2 | 0 | 0 | 0 | 0 | 2 | 0 | | | | | | | | | |
| 14 Corey Dickerson, L (8, PH) OBP: 0.316, SLG: 0.397 | | | | | | | | |  | 1 | 0 | 0 | 0 | 0 | 1 | 1 | | | | | | | | | |
| 74 Breyvic Valera, S (8, PH) OBP: 0.322, SLG: 0.380 | | | | | | | | |  | 1 | 0 | 0 | 0 | 0 | 1 | 3 | | | | | | | | | |
| 2 Jake Lamb, L (1, 5) OBP: 0.313, SLG: 0.379 | | |  | | | |  | |  | 3 | 0 | 0 | 0 | 0 | 2 | 1 | | | | | | | | | |
| Inning Stats | R: 0 K: 2 S: 9 | H: 0 LOB: 0 BB: 12 | R: 1 K: 1 S: 12 | H: 1 LOB: 0 BB: 14 | R: 0 K: 1 S: 6 | H: 0 LOB: 0 BB: 8 | R: 0 K: 0 S: 10 | H: 0 LOB: 0 BB: 14 | R: 1 K: 1 S: 14 | H: 1 LOB: 0 BB: 0 | R: 0 K: 2 S: 10 | H: 0 LOB: 0 BB: 14 | R: 0 K: 0 S: 6 | H: 0 LOB: 0 BB: 12 | R: 0 K: 2 S: 13 | H: 0 LOB: 1 BB: 17 | R: 2 K: 2 S: 23 | H: 3 LOB: 3 BB: 43 | 1B: 1 2B: 1 3B: 0 HR: 3 | SF: 0 SAC: 0 DP: 0 HBP: 0 | WP: 0 PB: 0 SB: 0 CS: 0 | PA: 35 | | | |
| PITCHER | IP: 5.0 WLS: W BF: 17 | H: 2 R: 2 ER: 2 SO: 5 | BB: 0 IBB: 0 HBP: 0 BLK: 0 | WP: 0 HR: 2 S: 51 P: 65 | ERA: 3.60 WHIP: 0.400 | IP: 0.1 WLS: S BF: 1 | H: 0 R: 0 ER: 0 SO: 1 | BB: 0 IBB: 0 HBP: 0 BLK: 0 | WP: 0 HR: 0 S: 16 P: 27 | ERA: 0.00 WHIP: 0.000 | IP: 1.0 WLS: H BF: 4 | H: 0 R: 0 ER: 0 SO: 2 | BB: 0 IBB: 0 HBP: 0 BLK: 0 | WP: 0 HR: 0 S: 13 P: 14 | ERA: ∞ WHIP: ∞ | IP: 0.2 WLS: H BF: 4 | H: 1 R: 0 ER: 0 SO: 1 | BB: 1 IBB: 0 HBP: 0 BLK: 0 | WP: 0 HR: 0 S: 11 P: 22 | ERA: 0.00 WHIP: 3.000 | | | | | |
| 11 Shane Baz, R (1, 1) ERA: 3.6 | | | | | | | | | | | | | | | | | | | | | | | | | |
| 31 Collin McHugh, R (6, 1) ERA: 1.34 | | | | | | | | | | | | | | | | | | | | | | | | | |
| 34 J.P. Feyerherzen, R (8, 1) ERA: 2.84 | | | | | | | | | | | | | | | | | | | | | | | | | |
| 30 David Robertson, R (9, 1) ERA: 6.43 | | | | | | | | | | | | | | | | | | | | | | | | | |
| 84 JT Chargois, R (9, 1) ERA: 2.49 | | | | | | | | | | | | | | | | | | | | | | | | | |

Toronto Blue Jays @ Tampa Bay Rays
Tropicana Field, St. Petersburg, FL
Mon Sep 20 2021, 7:12 PM - 10:33 PM EDT
Att: 10,119 - Dome - 72 F

| | |
|-----|----|
| AB | 33 |
| R | 4 |
| H | 5 |
| RBI | 4 |
| BB | 2 |
| SO | 11 |
| LOB | 8 |



| Batter | 1 | 2 | 3 | 4 | 5 | 6 | 7 | 8 | 9 | AB | R | H | RBI | BB | SO | LOB | BOTTOM | | | | | | | | |
|--|---|---|---|---|--|---------------------------------|---|-------------------------------------|---|----------------------------------|----------------------------|----------------------------------|-------------------------------------|----------------------------------|--------------------------|----------------------------------|--------------------------------|-------------------------------------|-----------------------------------|------------------------------------|----------------------------------|--------|--|--|--|
| 2 Yandy Diaz, R (1, 5) OBP: 0.356, SLG: 0.389 |  | |  | |  | |  | | | 4 | 2 | 3 | 3 | 0 | 0 | 1 | | | | | | | | | |
| 23 Nelson Cruz, R (1, 10) OBP: 0.343, SLG: 0.514 |  | | |  |  | |  | | | 4 | 0 | 1 | 0 | 0 | 1 | 2 | | | | | | | | | |
| 56 Randy Arozarena, R (1, 7) OBP: 0.326, SLG: 0.453 |  | | |  |  | |  | | | 4 | 0 | 1 | 0 | 0 | 1 | 3 | | | | | | | | | |
| 35 Brett Phillips, L (8, 7) OBP: 0.305, SLG: 0.425 | | | |  |  | |  | | | 0 | 0 | 0 | 0 | 0 | 0 | 0 | | | | | | | | | |
| 13 Manuel Margot, R (1, 9) OBP: 0.318, SLG: 0.395 |  | | |  |  | |  | | | 2 | 0 | 1 | 1 | 2 | 1 | 1 | | | | | | | | | |
| 25 Jordan Luplow, R (1, 3) OBP: 0.326, SLG: 0.450 | |  | | |  | |  | | | 1 | 0 | 0 | 0 | 1 | 1 | 0 | | | | | | | | | |
| 8 Brandon Lowe, L (5, PH) OBP: 0.332, SLG: 0.492 | | | |  |  | | | | | 2 | 0 | 0 | 0 | 0 | 0 | 3 | | | | | | | | | |
| 18 Joey Wendle, L (1, 4) OBP: 0.324, SLG: 0.434 |  | | |  | | |  | |  | 3 | 2 | 1 | 1 | 0 | 0 | 2 | | | | | | | | | |
| 28 Francisco Mejia, S (1, 2) OBP: 0.302, SLG: 0.404 |  | | | |  | |  | |  | 4 | 0 | 0 | 0 | 0 | 1 | 1 | | | | | | | | | |
| 6 Taylor Walls, S (1, 6) OBP: 0.316, SLG: 0.297 | | | |  | | |  | |  | 4 | 1 | 1 | 0 | 0 | 3 | 1 | | | | | | | | | |
| 39 Kevin Kiermaier, L (1, 8) OBP: 0.315, SLG: 0.373 | | |  | | | |  | |  | 4 | 1 | 3 | 0 | 0 | 0 | 0 | | | | | | | | | |
| Inning Stats | R: 0 K: 1 S: 17 | H: 1 LOB: 1 BB: 0 P: 23 | R: 0 K: 2 S: 9 | H: 0 LOB: 0 BB: 0 P: 11 | R: 0 K: 1 S: 8 | H: 1 LOB: 0 BB: 0 P: 9 | R: 0 K: 0 S: 19 | H: 1 LOB: 2 BB: 2 P: 32 | R: 3 K: 1 S: 20 | H: 4 LOB: 2 BB: 1 P: 31 | R: 1 K: 1 S: 11 | H: 1 LOB: 2 BB: 0 P: 17 | R: 1 K: 1 S: 11 | H: 2 LOB: 1 BB: 0 P: 21 | R: 1 K: 1 S: 11 | H: 1 LOB: 0 BB: 0 P: 14 | R: 1 K: 0 S: 11 | H: 1 LOB: 0 BB: 0 P: 14 | 1B: 7 2B: 3 3B: 0 HR: 2 | SF: 0 SAC: 0 DP: 1 HBP: 1 | WP: 2 PB: 0 SB: 0 CS: 2 | PA: 36 | | | |
| PITCHER | IP: 4.2 WLS: L BF: 21 | H: 3 R: 3 ER: 3 SO: 5 | BB: 2 IBB: 0 HBP: 0 BLK: 0 | WP: 1 HR: 1 S: 69 P: 97 | ERA: 5.79 WHIP: 1.929 | IP: 0.1 WLS: S BF: 1 | H: 1 R: 1 ER: 1 SO: 1 | BB: 0 IBB: 0 HBP: 0 BLK: 0 | WP: 0 HR: 4 S: 11 P: 9 | ERA: 0.00 WHIP: 3.000 | IP: 1.0 WLS: H BF: 4 | H: 0 R: 0 ER: 0 SO: 2 | BB: 0 IBB: 0 HBP: 0 BLK: 0 | WP: 0 HR: 0 S: 13 P: 14 | ERA: 0.00 WHIP: 1.000 | IP: 0.2 WLS: A BF: 2 | H: 1 R: 1 ER: 1 SO: 1 | BB: 1 IBB: 0 HBP: 0 BLK: 0 | WP: 0 HR: 10 S: 18 P: 18 | ERA: 13.50 WHIP: 3.000 | | | | | |
| 38 Robbie Ray, L (1, 1) ERA: 2.72 | | | | | | | | | | | | | | | | | | | | | | | | | |
| 67 Julian Merryweather, R (5, 1) ERA: 4.91 | | | | | | | | | | | | | | | | | | | | | | | | | |
| 54 Taylor Saucedo, L (6, 1) ERA: 4.07 | | | | | | | | | | | | | | | | | | | | | | | | | |
| Nate Pearson, R (7, 1) ERA: 7.0 | | | | | | | | | | | | | | | | | | | | | | | | | |
| 56 Ryan Borucki, L (7, 1) ERA: 5.88 | | | | | | | | | | | | | | | | | | | | | | | | | |

Toronto Blue Jays @ Tampa Bay Rays
Tropicana Field, St. Petersburg, FL
Mon Sep 20 2021, 7:12 PM - 10:33 PM EDT
Att: 10,119 - Dome - 72 F

| | |
|-----|----|
| AB | 32 |
| R | 6 |
| H | 11 |
| RBI | 5 |
| BB | 3 |
| SO | 8 |
| LOB | 14 |



| Batter | 1 | 2 | 3 | 4 | 5 | 6 | 7 | 8 | 9 | AB | R | H | RBI | BB | SO | LOB | TOP | | | |
|------------------------------------|---|----------------------------------|-------------------------------|----------------------------------|-------------------------------|----------------------------------|-------------------------------|----------------------------------|-------------------------------|----------------------------------|------------------------------|----------------------------------|-------------------------------|----------------------------------|------------------------------|----------------------------------|--|------------------------------------|----------------------------------|--------|
| 4 George Springer, R (1, 10) | | | | | | | | | | 3 | 1 | 1 | 0 | 1 | 1 | 0 | Toronto Blue Jays @ Tampa Bay Rays Tropicana Field, St. Petersburg, FL Tue Sep 21 2021, 7:11 PM - 10:29 PM EDT Att. 9,888 - Dome - 72 F | | | |
| 10 Marcus Semien, R (1, 4) | | | | | | | | | | 3 | 1 | 0 | 0 | 1 | 1 | 3 | | | | |
| 27 Vladimir Guerrero Jr., R (1, 3) | | | | | | | | | | 4 | 0 | 2 | 0 | 0 | 0 | 1 | | | | |
| 11 Bo Bichette, R (1, 6) | | | | | | | | | | 3 | 0 | 1 | 1 | 0 | 1 | 1 | | | | |
| 37 Teoscar Hernández, R (1, 9) | | | | | | | | | | 4 | 0 | 1 | 1 | 0 | 0 | 2 | | | | |
| 30 Alejandro Kirk, R (1, 2) | | | | | | | | | | 4 | 0 | 0 | 0 | 0 | 1 | 4 | | | | |
| 9 Danny Jansen, R (8, 2) | | | | | | | | | | 0 | 0 | 0 | 0 | 0 | 0 | 0 | | | | |
| 13 Lourdes Gurriel Jr., R (1, 7) | | | | | | | | | | 4 | 2 | 2 | 1 | 0 | 2 | 0 | | | | |
| 14 Corey Dickerson, L (1, 8) | | | | | | | | | | 3 | 0 | 1 | 0 | 0 | 1 | 0 | | | | |
| 1 Jarrod Dyson, L (7, 8) | | | | | | | | | | 1 | 0 | 0 | 0 | 0 | 0 | 0 | | | | |
| 74 Breyvic Valera, S (1, 5) | | | | | | | | | | 4 | 0 | 0 | 1 | 0 | 0 | 1 | | | | |
| Inning Stats | R: 0 E: 0 K: 2 S: 8 | H: 0 LOB: 0 BB: 0 P: 12 | R: 0 E: 0 K: 0 S: 11 | H: 0 LOB: 0 BB: 0 P: 11 | R: 1 E: 0 K: 0 S: 12 | H: 2 LOB: 1 BB: 1 P: 19 | R: 0 E: 0 K: 1 S: 14 | H: 1 LOB: 1 BB: 0 P: 18 | R: 1 E: 0 K: 0 S: 14 | H: 1 LOB: 1 BB: 0 P: 10 | R: 0 E: 0 K: 2 S: 8 | H: 0 LOB: 0 BB: 0 P: 11 | R: 1 E: 0 K: 1 S: 10 | H: 3 LOB: 2 BB: 0 P: 12 | R: 0 E: 0 K: 1 S: 9 | H: 0 LOB: 0 BB: 0 P: 13 | 1B: 6 2B: 2 3B: 0 HR: 1 | SF: 1 SAC: 0 DP: 1 HBP: 0 | WP: 1 PB: 0 SB: 0 CS: 0 | PA: 36 |
| PITCHER | IP WLS BF H R ER SO BB IBB HBP BLK WP HR S P ERA WHIP | | | | | | | | | | | | | | | | | | | |
| 57 Drew Rasmussen, R (1, 1) | 5.0 | | 19 | 4 | 2 | 2 | 3 | 1 | 0 | 0 | 0 | 0 | 1 | 1 | 52 | 70 | 3.60 | 1.000 | | |
| 70 Nick Anderson, R (6, 1) | 1.0 | L | 5 | 1 | 1 | 1 | 0 | 1 | 0 | 0 | 0 | 0 | 0 | 14 | 25 | 9.00 | 2.000 | | | |
| 52 Michael Wacha, R (7, 1) | 3.0 | | 12 | 3 | 1 | 1 | 4 | 0 | 0 | 0 | 0 | 0 | 0 | 27 | 36 | 3.00 | 1.000 | | | |

| Batter | 1 | 2 | 3 | 4 | 5 | 6 | 7 | 8 | 9 | AB | R | H | RBI | BB | SO | LOB | BOTTOM | | | | | |
|-------------------------------|---|----------------------------------|-------------------------------|----------------------------------|------------------------------|----------------------------------|------------------------------|---------------------------------|-------------------------------|----------------------------------|-------------------------------|----------------------------------|------------------------------|---------------------------------|------------------------------|----------------------------------|--|----------------------------------|----------------------------------|------------------------------------|----------------------------------|--------|
| 8 Brandon Lowe, L (1, 4) | | | | | | | | | | 4 | 1 | 2 | 1 | 1 | 1 | 0 | Toronto Blue Jays @ Tampa Bay Rays Tropicana Field, St. Petersburg, FL Tue Sep 21 2021, 7:11 PM - 10:29 PM EDT Att. 9,888 - Dome - 72 F | | | | | |
| 26 Ji Man Choi, L (1, 3) | | | | | | | | | | 2 | 0 | 0 | 0 | 3 | 1 | 1 | | | | | | |
| 2 Yandy Diaz, R (1, 5) | | | | | | | | | | 4 | 0 | 0 | 0 | 1 | 1 | 6 | | | | | | |
| 6 Taylor Walls, S (9, PR) | | | | | | | | | | 0 | 0 | 0 | 0 | 0 | 0 | 0 | | | | | | |
| 17 Austin Meadows, L (1, 10) | | | | | | | | | | 1 | 0 | 0 | 0 | 1 | 0 | 2 | | | | | | |
| 56 Randy Arozarena, R (8, PH) | | | | | | | | | | 1 | 0 | 0 | 0 | 1 | 0 | 0 | | | | | | |
| 18 Joey Wendle, L (1, 6) | | | | | | | | | | 4 | 0 | 1 | 1 | 1 | 2 | 6 | | | | | | |
| 13 Manuel Margot, R (1, 7) | | | | | | | | | | 3 | 0 | 0 | 0 | 1 | 0 | 2 | | | | | | |
| 39 Kevin Kiermaier, L (1, 8) | | | | | | | | | | 3 | 0 | 0 | 0 | 1 | 2 | 1 | | | | | | |
| 10 Mike Zunino, R (1, 2) | | | | | | | | | | 4 | 1 | 2 | 0 | 0 | 1 | 2 | | | | | | |
| 35 Brett Phillips, L (1, 9) | | | | | | | | | | 3 | 0 | 0 | 0 | 1 | 2 | 1 | | | | | | |
| Inning Stats | R: 0 E: 0 K: 1 S: 7 | H: 1 LOB: 2 BB: 1 P: 11 | R: 1 E: 0 K: 1 S: 16 | H: 2 LOB: 3 BB: 3 P: 31 | R: 0 E: 0 K: 1 S: 7 | H: 0 LOB: 0 BB: 1 P: 12 | R: 0 E: 0 K: 2 S: 7 | H: 0 LOB: 0 BB: 0 P: 9 | R: 1 E: 0 K: 0 S: 11 | H: 1 LOB: 3 BB: 1 P: 19 | R: 0 E: 0 K: 2 S: 12 | H: 1 LOB: 1 BB: 0 P: 17 | R: 0 E: 0 K: 1 S: 5 | H: 0 LOB: 0 BB: 0 P: 9 | R: 0 E: 0 K: 0 S: 8 | H: 0 LOB: 2 BB: 2 P: 21 | R: 0 E: 0 K: 2 S: 12 | H: 0 LOB: 3 BB: 3 P: 25 | 1B: 4 2B: 1 3B: 0 HR: 0 | SF: 0 SAC: 0 DP: 1 HBP: 1 | WP: 0 PB: 0 SB: 0 CS: 1 | PA: 42 |
| PITCHER | IP WLS BF H R ER SO BB IBB HBP BLK WP HR S P ERA WHIP | | | | | | | | | | | | | | | | | | | | | |
| 6 Alek Manoah, R (1, 1) | 6.0 | W | 27 | 5 | 2 | 2 | 7 | 6 | 0 | 0 | 0 | 0 | 0 | 0 | 5 | 9 | 0.00 | 0.000 | | | | |
| 58 Tim Lincecum, L (7, 1) | 1.0 | H | 3 | 0 | 0 | 0 | 1 | 0 | 0 | 0 | 0 | 0 | 0 | 8 | 21 | 0.00 | 2.000 | | | | | |
| 33 Trevor Richards, R (8, 1) | 1.0 | S | 6 | 0 | 0 | 0 | 2 | 3 | 0 | 0 | 0 | 0 | 0 | 12 | 25 | 0.00 | 3.000 | | | | | |


| Batter | 1 | 2 | 3 | 4 | 5 | 6 | 7 | 8 | 9 | AB | R | H | RBI | BB | SO | LOB | TOP | | | | | | | | | | |
|--|------------------------------|----------------------------------|-------------------------------|----------------------------------|------------------------------|----------------------------------|-------------------------------|----------------------------------|------------------------------|---------------------------------|-------------------------------|----------------------------------|------------------------------|----------------------------------|------------------------------|----------------------------------|--|---------------------------------|----------------------------------|------------------------------------|----------------------------------|--------|--|--|--|--|--|
| 19 Miguel Rojas, R OBP: 0.325, SLG: 0.394 | | | | | | | | | | 3 | 0 | 0 | 0 | 1 | 0 | 0 | Miami Marlins @ Tampa Bay Rays Tropicana Field, St. Petersburg, FL Fri Sep 24 2021, 7:12 PM - 10:09 PM EDT Att: 15,340 - Dome - 72 F | | | | | | | | | | |
| 2 Jazz Chisholm Jr., L OBP: 0.301, SLG: 0.426 | | | | | | | | | | 4 | 0 | 0 | 0 | 0 | 1 | 1 | | | | | | | | | | | |
| 77 Bryan De La Cruz, R OBP: 0.373, SLG: 0.467 | | | | | | | | | | 1 | 0 | 0 | 0 | 0 | 1 | 0 | | | | | | | | | | | |
| 34 Magneuris Sierra, L OBP: 0.284, SLG: 0.274 | | | | | | | | | | 2 | 0 | 0 | 0 | 0 | 0 | 0 | | | | | | | | | | | |
| 76 Jesús Sánchez, L OBP: 0.314, SLG: 0.493 | | | | | | | | | | 3 | 0 | 1 | 0 | 0 | 1 | 0 | | | | | | | | | | | |
| 25 Lewis Brinson, R OBP: 0.271, SLG: 0.385 | | | | | | | | | | 3 | 0 | 1 | 0 | 0 | 1 | 1 | | | | | | | | | | | |
| 12 Lewin Díaz, L OBP: 0.247, SLG: 0.461 | | | | | | | | | | 3 | 0 | 0 | 0 | 0 | 2 | 1 | | | | | | | | | | | |
| 54 Nick Fortes, R OBP: 0.500, SLG: 1.154 | | | | | | | | | | 3 | 0 | 0 | 0 | 0 | 1 | 1 | | | | | | | | | | | |
| 65 Eddy Alvarez, L OBP: 0.286, SLG: 0.333 | | | | | | | | | | 2 | 0 | 0 | 0 | 0 | 0 | 0 | | | | | | | | | | | |
| 59 Payton Henry, R OBP: 0.111, SLG: 0.222 | | | | | | | | | | 3 | 0 | 0 | 0 | 0 | 0 | 1 | | | | | | | | | | | |
| Inning Stats | R: 0 E: 0 K: 1 S: 5 | H: 0 LOB: 0 BB: 1 P: 13 | R: 0 E: 0 K: 1 S: 14 | H: 1 LOB: 1 BB: 0 P: 23 | R: 0 E: 0 K: 0 S: 5 | H: 0 LOB: 0 BB: 0 P: 11 | R: 0 E: 0 K: 1 S: 11 | H: 1 LOB: 1 BB: 0 P: 14 | R: 0 E: 0 K: 0 S: 6 | H: 0 LOB: 0 BB: 0 P: 6 | R: 0 E: 0 K: 1 S: 10 | H: 0 LOB: 0 BB: 0 P: 12 | R: 0 E: 0 K: 1 S: 8 | H: 0 LOB: 0 BB: 0 P: 14 | R: 0 E: 0 K: 2 S: 8 | H: 0 LOB: 0 BB: 0 P: 13 | R: 0 E: 0 K: 0 S: 6 | H: 0 LOB: 0 BB: 0 P: 9 | 1B: 1 2B: 1 3B: 0 HR: 0 | SF: 0 SAC: 0 DP: 1 HBP: 1 | WP: 0 PB: 0 SB: 0 CS: 1 | PA: 29 | | | | | |
| PITCHER | IP | WLS | BF | H | R | ER | SO | BB | IBB | HBP | BLK | WP | HR | S | P | ERA | WHIP | | | | | | | | | | |
| 30 David Robertson, R ERA: 5.0 | 1.0 | | 3 | 0 | 0 | 0 | 1 | 1 | 0 | 0 | 0 | 0 | 0 | 5 | 13 | 0.00 | 1.000 | | | | | | | | | | |
| 48 Ryan Yarbrough, L ERA: 5.09 | 6.0 | W | 20 | 2 | 0 | 0 | 4 | 0 | 0 | 1 | 0 | 0 | 0 | 54 | 80 | 0.00 | 0.333 | | | | | | | | | | |
| 75 Dietrich Enns, L ERA: 2.82 | 2.0 | | 6 | 0 | 0 | 0 | 2 | 0 | 0 | 0 | 0 | 0 | 0 | 14 | 22 | 0.00 | 0.000 | | | | | | | | | | |

| Batter | 1 | 2 | 3 | 4 | 5 | 6 | 7 | 8 | 9 | AB | R | H | RBI | BB | SO | LOB | BOTTOM | | | | | | | | | | |
|---|-------------------------------|----------------------------------|-------------------------------|----------------------------------|------------------------------|----------------------------------|-------------------------------|----------------------------------|-------------------------------|----------------------------------|-------------------------------|----------------------------------|-------------------------------|----------------------------------|------------------------------|----------------------------------|--|----------------------------------|------------------------------------|----------------------------------|--------|--|--|--|--|--|--|
| 8 Brandon Lowe, L OBP: 0.332, SLG: 0.485 | | | | | | | | | | 5 | 0 | 0 | 0 | 0 | 2 | 6 | Miami Marlins @ Tampa Bay Rays Tropicana Field, St. Petersburg, FL Fri Sep 24 2021, 7:12 PM - 10:09 PM EDT Att: 15,340 - Dome - 72 F | | | | | | | | | | |
| 5 Wander Franco, S OBP: 0.348, SLG: 0.464 | | | | | | | | | | 4 | 0 | 1 | 0 | 1 | 3 | | | | | | | | | | | | |
| 26 Ji Man Choi, L OBP: 0.356, SLG: 0.411 | | | | | | | | | | 4 | 1 | 0 | 0 | 1 | 2 | 5 | | | | | | | | | | | |
| 23 Nelson Cruz, R OBP: 0.341, SLG: 0.510 | | | | | | | | | | 5 | 1 | 1 | 0 | 0 | 3 | 2 | | | | | | | | | | | |
| 17 Austin Meadows, L OBP: 0.315, SLG: 0.452 | | | | | | | | | | 4 | 2 | 1 | 0 | 1 | 1 | 2 | | | | | | | | | | | |
| 56 Randy Arozarena, R OBP: 0.351, SLG: 0.459 | | | | | | | | | | 4 | 1 | 2 | 3 | 0 | 2 | 1 | | | | | | | | | | | |
| 18 Joey Wendle, L OBP: 0.326, SLG: 0.432 | | | | | | | | | | 3 | 2 | 1 | 0 | 1 | 1 | 2 | | | | | | | | | | | |
| 28 Francisco Mejia, S OBP: 0.312, SLG: 0.418 | | | | | | | | | | 3 | 1 | 2 | 2 | 1 | 0 | 1 | | | | | | | | | | | |
| 39 Kevin Kiermaier, L OBP: 0.321, SLG: 0.381 | | | | | | | | | | 3 | 0 | 3 | 3 | 1 | 0 | 0 | | | | | | | | | | | |
| Inning Stats | R: 3 E: 0 K: 2 S: 23 | H: 2 LOB: 1 BB: 2 P: 40 | R: 0 E: 0 K: 2 S: 15 | H: 0 LOB: 2 BB: 2 P: 25 | R: 0 E: 0 K: 2 S: 7 | H: 0 LOB: 0 BB: 0 P: 11 | R: 2 E: 0 K: 1 S: 12 | H: 3 LOB: 1 BB: 0 P: 19 | R: 2 E: 0 K: 1 S: 15 | H: 3 LOB: 2 BB: 1 P: 27 | R: 0 E: 0 K: 2 S: 13 | H: 0 LOB: 1 BB: 1 P: 21 | R: 1 E: 0 K: 1 S: 12 | H: 2 LOB: 1 BB: 0 P: 16 | R: 0 E: 0 K: 1 S: 8 | H: 1 LOB: 1 BB: 0 P: 14 | | 1B: 6 2B: 4 3B: 1 HR: 0 | SF: 0 SAC: 0 DP: 0 HBP: 0 | WP: 1 PB: 0 SB: 0 CS: 0 | PA: 41 | | | | | | |
| PITCHER | IP | WLS | BF | H | R | ER | SO | BB | IBB | HBP | BLK | WP | HR | S | P | ERA | WHIP | | | | | | | | | | |
| 79 Edward Cabrera, R ERA: 5.79 | 3.0 | L | 15 | 2 | 3 | 3 | 0 | 4 | 0 | 0 | 0 | 0 | 0 | 45 | 76 | 9.00 | 2.000 | | | | | | | | | | |
| 60 Sean Guenther, L ERA: 7.73 | 2.0 | | 13 | 6 | 4 | 4 | 2 | 1 | 0 | 0 | 0 | 1 | 0 | 27 | 46 | 18.00 | 3.500 | | | | | | | | | | |
| 74 Zach Thompson, R ERA: 3.3 | 1.0 | | 4 | 0 | 0 | 0 | 2 | 1 | 0 | 0 | 0 | 0 | 0 | 13 | 21 | 0.00 | 1.000 | | | | | | | | | | |
| 56 Zach Pop, R ERA: 4.26 | 1.0 | | 5 | 2 | 1 | 1 | 1 | 0 | 0 | 0 | 0 | 0 | 0 | 12 | 16 | 9.00 | 2.000 | | | | | | | | | | |
| 7 Sandy León, R ERA: 6.35 | 1.0 | | 4 | 1 | 0 | 0 | 1 | 0 | 0 | 0 | 0 | 0 | 0 | 8 | 14 | 0.00 | 1.000 | | | | | | | | | | |

| | |
|-----|----|
| AB | 27 |
| R | 0 |
| H | 2 |
| RBI | 0 |
| BB | 1 |
| SO | 7 |
| LOB | 5 |

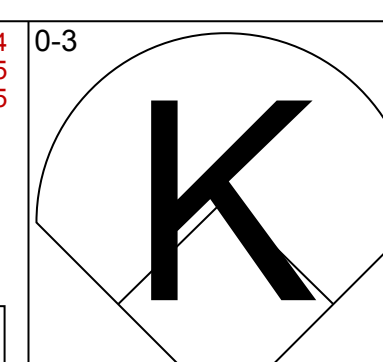
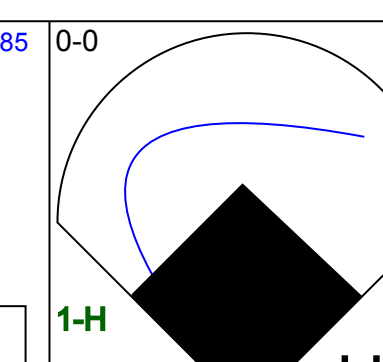
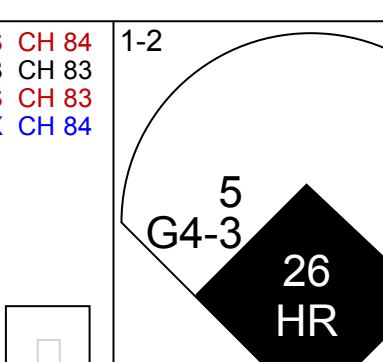
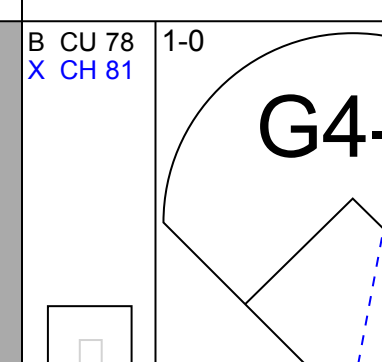
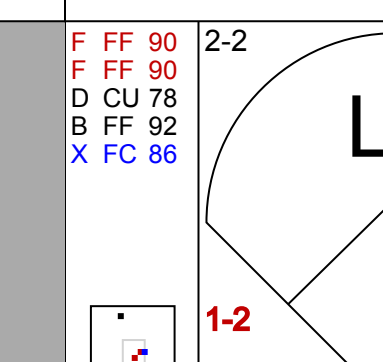

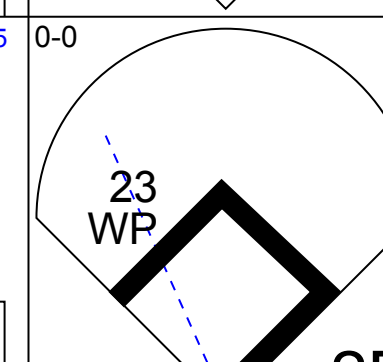
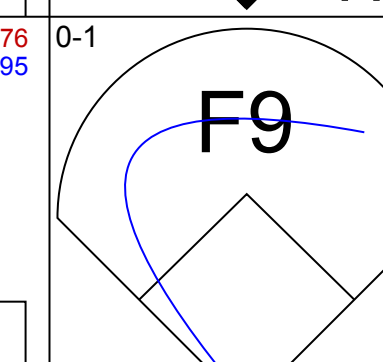
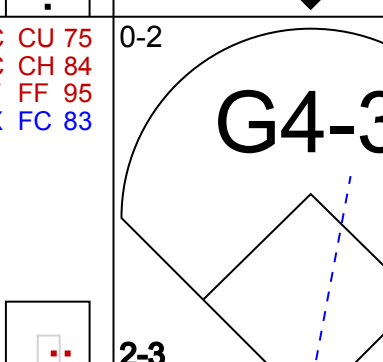
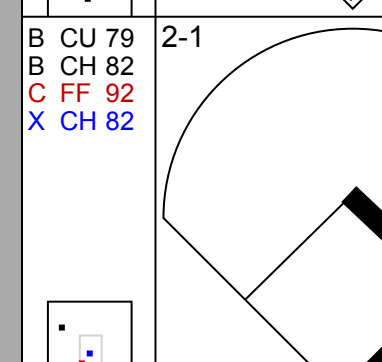
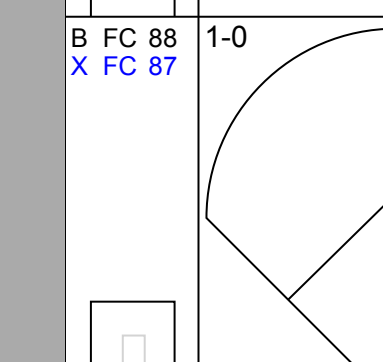
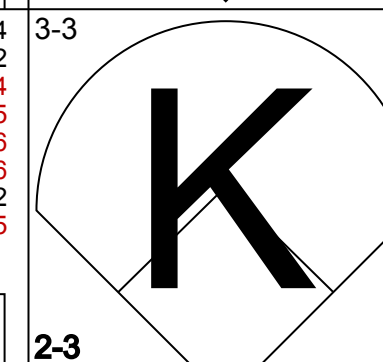
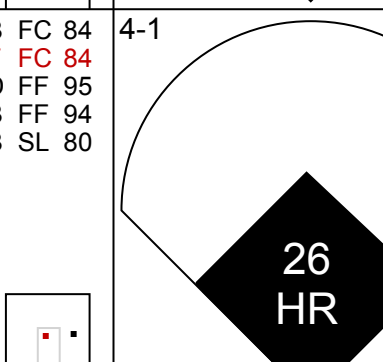
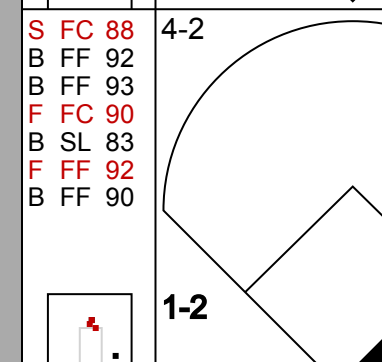
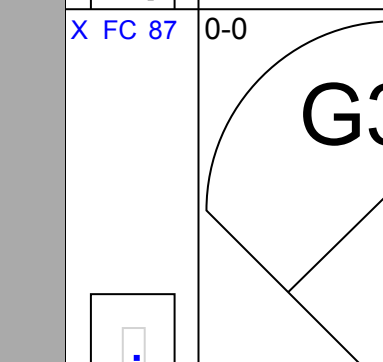
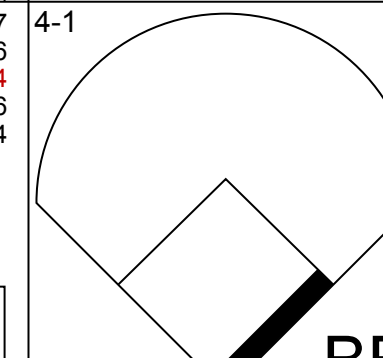
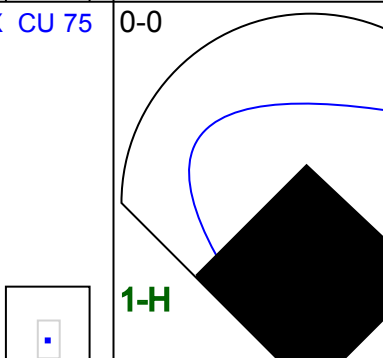
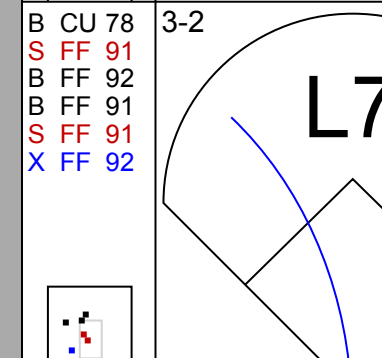
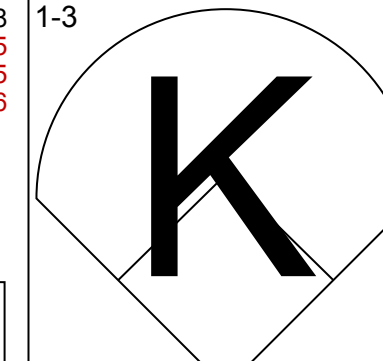
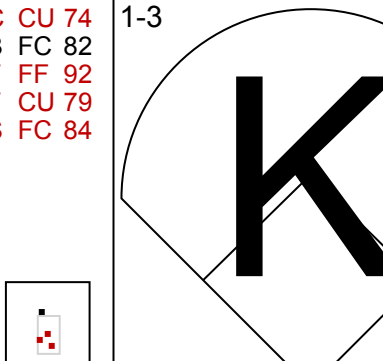

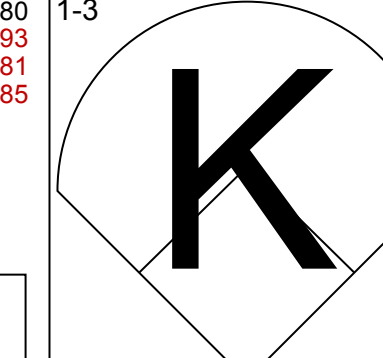


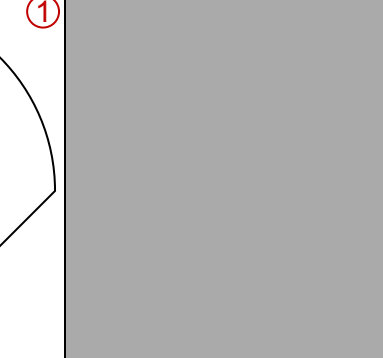
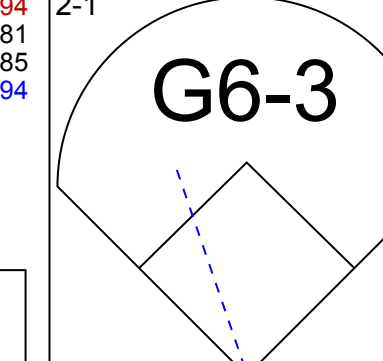



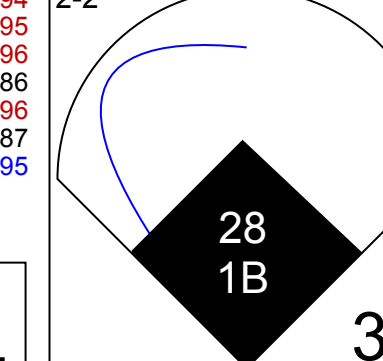


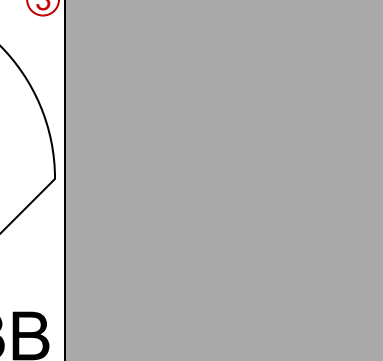
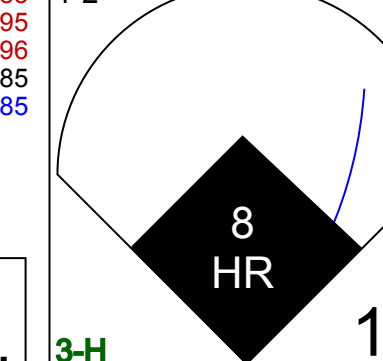
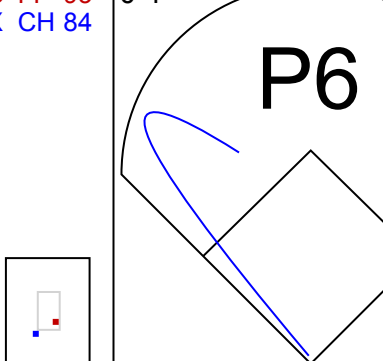
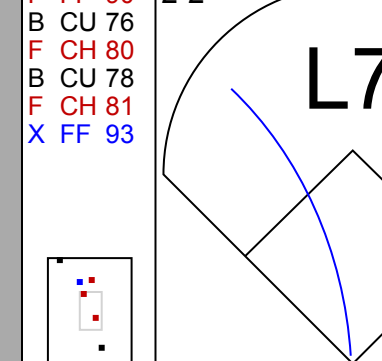
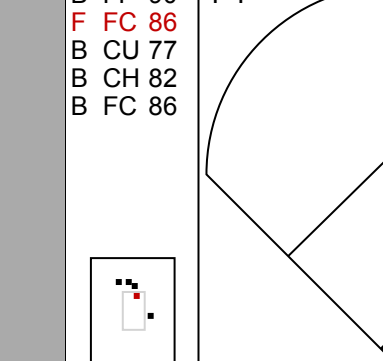


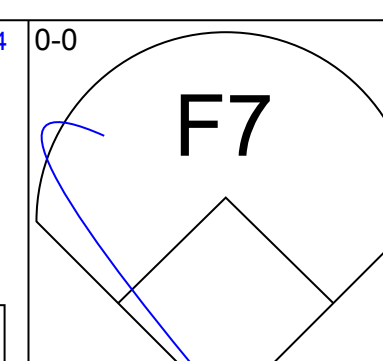


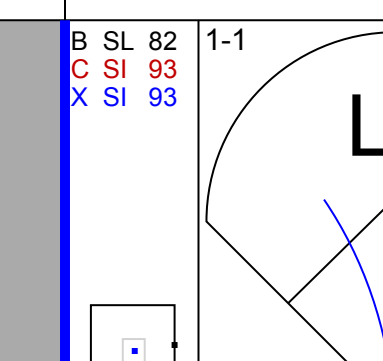

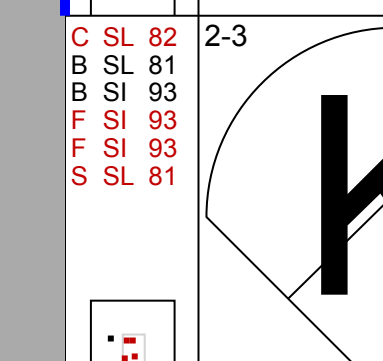
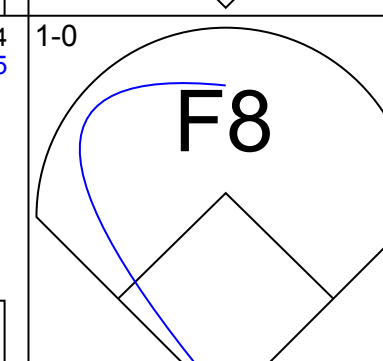


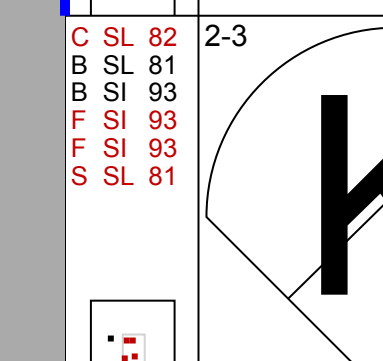
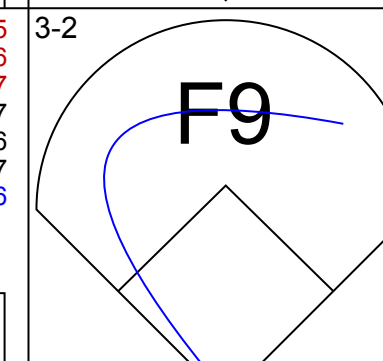

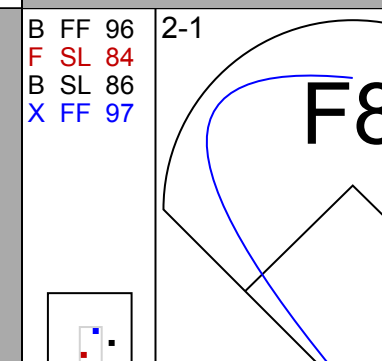
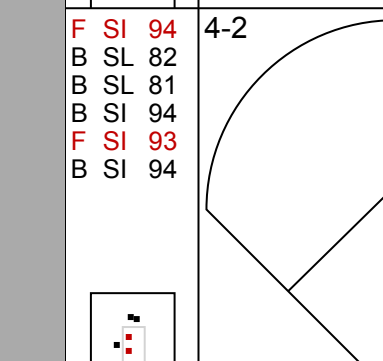
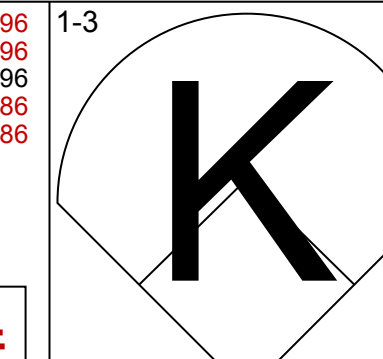
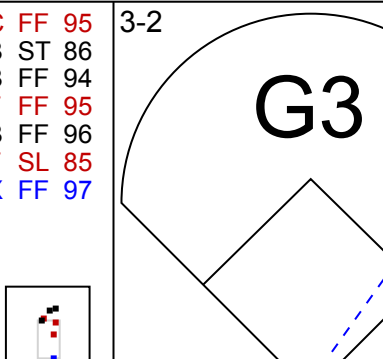
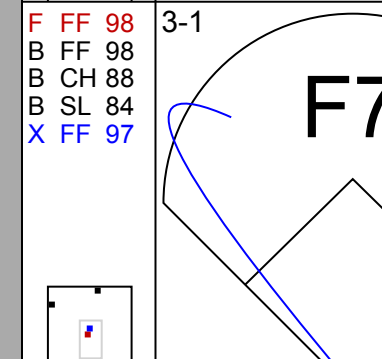
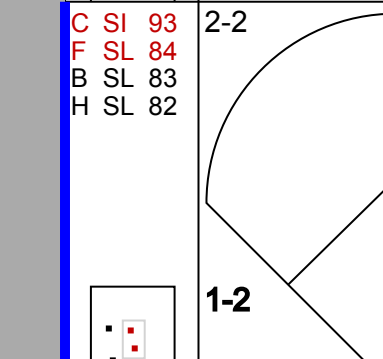
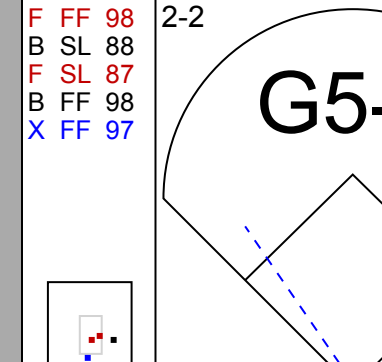
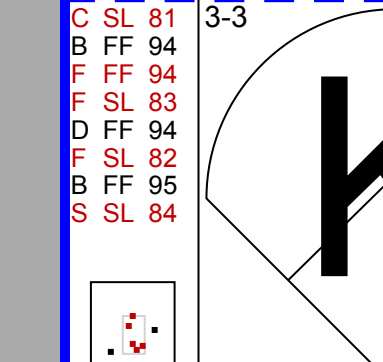
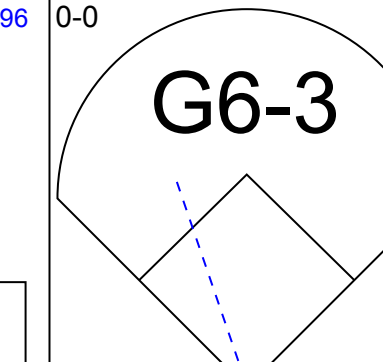
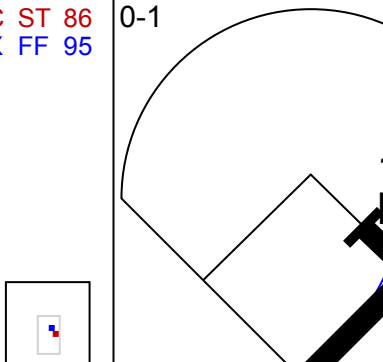
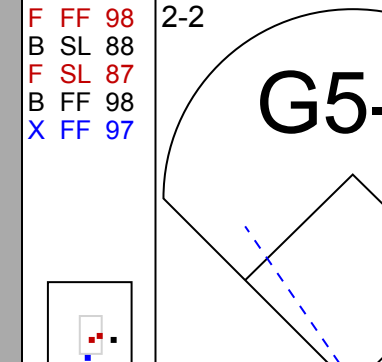
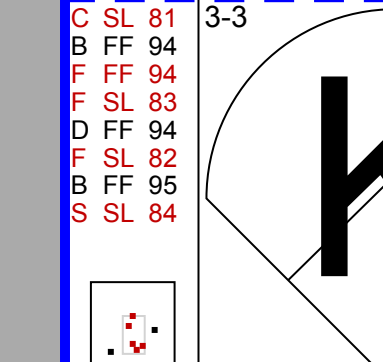
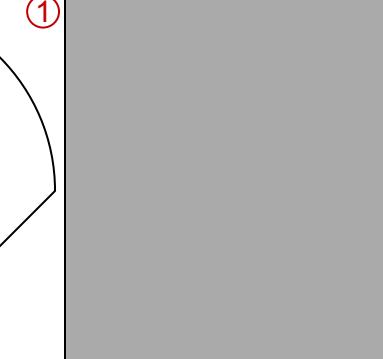
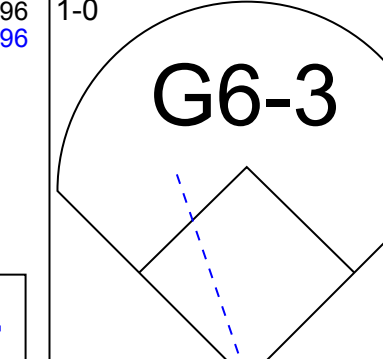
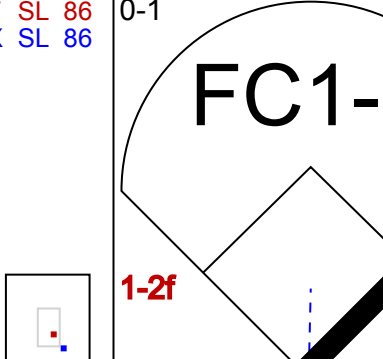

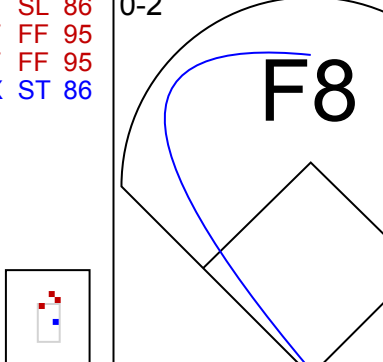

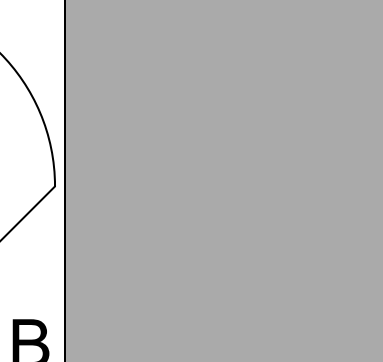


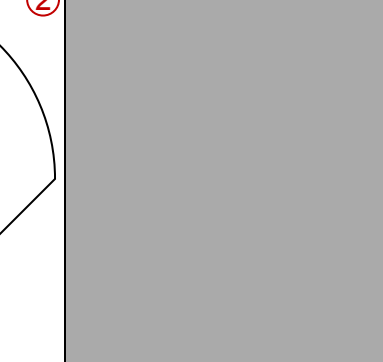
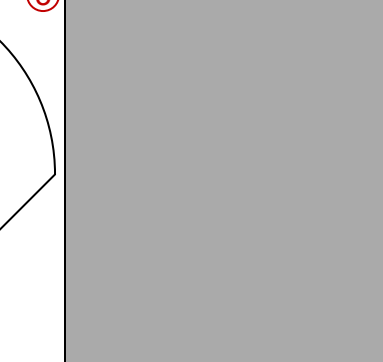
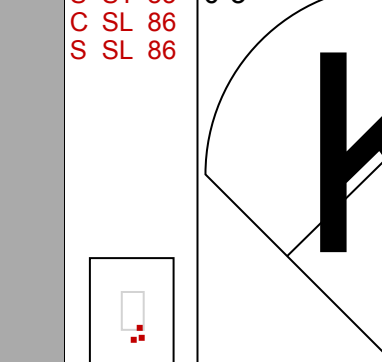

| | |
|-----|----|
| AB | 35 |
| R | 8 |
| H | 11 |
| RBI | 8 |
| BB | 6 |
| SO | 12 |
| LOB | 22 |



| Batter | 1 | 2 | 3 | 4 | 5 | 6 | 7 | 8 | 9 | AB | R | H | RBI | BB | SO | LOB | TOP |
|---|---|--------------------------------|---------------------------------------|--------------------------------|---------------------------------------|--------------------------------|---------------------------------------|--------------------------------|--------------------------------------|-------------------------------|---------------------------------------|--------------------------------|---------------------------------------|--------------------------------|----------------------------------|------------------------------------|--|
| 8 Brandon Lowe, L (1,4) OBP: 0.337, SLG: 0.496 | | | | | | | | | | 4 | 1 | 2 | 0 | 0 | 1 | 0 | <p>Tampa Bay Rays @ Houston Astros Minute Maid Park, Houston, TX Tue Sep 28 2021, 7:10 PM - 10:10 PM CDT Att: 32,297 - Roof Closed - 73 F</p> <p>WP: 0 PA: 36 FB: 0 SB: 0 CS: 0</p> |
| 2 Yandy Diaz, R (1,5) OBP: 0.354, SLG: 0.392 | | | | | | | | | | 3 | 1 | 1 | 2 | 0 | 1 | 2 | |
| 18 Joey Wendle, L (7,5) OBP: 0.325, SLG: 0.430 | | | | | | | | | | 1 | 0 | 0 | 0 | 0 | 1 | 0 | |
| 5 Wander Franco, S (1,6) OBP: 0.349, SLG: 0.471 | | | | | | | | | | 3 | 0 | 0 | 0 | 1 | 0 | 0 | |
| 23 Nelson Cruz, R (1,10) OBP: 0.338, SLG: 0.504 | | | | | | | | | | 4 | 0 | 0 | 0 | 0 | 2 | 1 | |
| 17 Austin Meadows, L (1,7) OBP: 0.316, SLG: 0.455 | | | | | | | | | | 3 | 0 | 1 | 0 | 1 | 0 | 0 | |
| 13 Manuel Margot, R (9,7) OBP: 0.316, SLG: 0.388 | | | | | | | | | | 0 | 0 | 0 | 0 | 0 | 0 | 0 | |
| 56 Randy Arozarena, R (1,9) OBP: 0.352, SLG: 0.461 | | | | | | | | | | 4 | 1 | 1 | 1 | 0 | 3 | 2 | |
| 35 Brett Phillips, L (9,9) OBP: 0.297, SLG: 0.410 | | | | | | | | | | 0 | 0 | 0 | 0 | 0 | 0 | 0 | |
| 26 Ji Man Choi, L (1,3) OBP: 0.348, SLG: 0.404 | | | | | | | | | | 4 | 0 | 1 | 0 | 0 | 2 | 0 | |
| 10 Mike Zunino, R (1,2) OBP: 0.300, SLG: 0.559 | | | | | | | | | | 3 | 0 | 0 | 0 | 1 | 2 | 1 | |
| 39 Kevin Kiermaier, L (1,8) OBP: 0.319, SLG: 0.381 | | | | | | | | | | 4 | 0 | 1 | 0 | 0 | 0 | 2 | |
| Inning Stats | R: 2 H: 2 E: 0 K: 1 S: 12 | H: 2 R: 1 BB: 1 P: 23 | R: 0 H: 2 E: 0 K: 3 S: 15 | H: 2 R: 0 BB: 0 P: 24 | R: 0 H: 1 E: 0 K: 1 S: 11 | H: 0 R: 0 BB: 0 P: 18 | R: 0 H: 0 E: 0 K: 1 S: 10 | H: 0 R: 0 BB: 0 P: 13 | R: 0 H: 0 E: 0 K: 2 S: 7 | H: 0 R: 0 BB: 0 P: 8 | R: 0 H: 0 E: 0 K: 3 S: 15 | H: 0 R: 0 BB: 1 P: 25 | R: 1 H: 2 E: 0 K: 1 S: 12 | H: 2 R: 1 BB: 0 P: 16 | 1B: 3 2B: 2 3B: 0 HR: 2 | SF: 0 SAC: 0 DP: 1 HBP: 0 | WP: 0 PA: 36 FB: 0 SB: 0 CS: 0 |
| PITCHER | IP WLS BF H R ER SO BB IBB HBP BLK WP HR S P ERA WHIP | | | | | | | | | | | | | | | | |
| 65 José Uquidy, R (1,1) ERA: 3.56 | 5.0 | 21 | 5 | 2 | 2 | 6 | 1 | 0 | 0 | 0 | 0 | 0 | 1 | 55 | 91 | 3.60 | 1.200 |
| 93 Yimi García, R (6,1) ERA: 4.31 | 1.0 | 3 | 0 | 0 | 0 | 2 | 0 | 0 | 0 | 0 | 0 | 0 | 7 | 8 | 0.00 | 0.000 | |
| 62 Blake Taylor, L (7,1) ERA: 3.0 | 1.0 | 3 | 0 | 0 | 0 | 2 | 0 | 0 | 0 | 0 | 0 | 0 | 5 | 12 | 0.00 | 1.000 | |
| 58 Brooks Raley, L (8,1) ERA: 4.88 | 0.2 | 3 | 0 | 0 | 0 | 2 | 1 | 0 | 0 | 0 | 0 | 0 | 10 | 18 | 0.00 | 1.500 | |
| 88 Phil Maton, R (8,1) ERA: 4.82 | 1.1 | W | 6 | 2 | 1 | 1 | 2 | 0 | 0 | 0 | 0 | 1 | 17 | 23 | 6.75 | 1.500 | |

| Batter | 1 | 2 | 3 | 4 | 5 | 6 | 7 | 8 | 9 | AB | R | H | RBI | BB | SO | LOB | BOTTOM | | |
|--|---|--------------------------------|---------------------------------------|--------------------------------|--------------------------------------|-------------------------------|--------------------------------------|--------------------------------|--------------------------------------|-------------------------------|---------------------------------------|--------------------------------|---------------------------------------|--------------------------------|---------------------------------------|--------------------------------|--|------------------------------------|--|
| 27 Jose Altuve, R (1,4) OBP: 0.350, SLG: 0.490 | | | | | | | | | | 4 | 1 | 1 | 1 | 0 | 0 | 0 | <p>Tampa Bay Rays @ Houston Astros Minute Maid Park, Houston, TX Tue Sep 28 2021, 7:10 PM - 10:10 PM CDT Att: 32,297 - Roof Closed - 73 F</p> <p>WP: 0 PA: 36 FB: 0 SB: 0 CS: 0</p> | | |
| 2 Alex Bregman, R (1,5) OBP: 0.386, SLG: 0.443 | | | | | | | | | | 4 | 1 | 1 | 1 | 0 | 2 | 0 | | | |
| 10 Yuli Gurriel, R (1,3) OBP: 0.383, SLG: 0.458 | | | | | | | | | | 3 | 0 | 1 | 0 | 1 | 0 | 0 | | | |
| 44 Yordan Alvarez, L (1,10) OBP: 0.349, SLG: 0.531 | | | | | | | | | | 4 | 0 | 1 | 0 | 0 | 2 | 2 | | | |
| 26 Jose Siri, R (9, PR) OBP: 0.356, SLG: 0.595 | | | | | | | | | | 0 | 1 | 0 | 0 | 0 | 0 | 0 | | | |
| 1 Carlos Correa, R (1,6) OBP: 0.365, SLG: 0.478 | | | | | | | | | | 3 | 1 | 1 | 0 | 1 | 0 | 0 | | | |
| 30 Kyle Tucker, L (1,9) OBP: 0.355, SLG: 0.548 | | | | | | | | | | 4 | 0 | 1 | 0 | 0 | 1 | 3 | | | |
| 16 Aledmys Diaz, R (1,7) OBP: 0.325, SLG: 0.414 | | | | | | | | | | 3 | 0 | 0 | 0 | 1 | 1 | 2 | | | |
| 20 Chas McCormick, R (1,8) OBP: 0.312, SLG: 0.439 | | | | | | | | | | 3 | 0 | 0 | 1 | 1 | 2 | 2 | | | |
| 15 Martín Maldonado, R (1,2) OBP: 0.274, SLG: 0.302 | | | | | | | | | | 3 | 0 | 0 | 0 | 0 | 1 | 0 | | | |
| 18 Jason Castro, L (9, PH) OBP: 0.333, SLG: 0.388 | | | | | | | | | | 0 | 0 | 0 | 1 | 1 | 0 | 0 | | | |
| Inning Stats | R: 0 H: 0 E: 0 K: 2 S: 12 | H: 0 R: 0 BB: 1 P: 19 | R: 0 H: 0 E: 0 K: 3 S: 12 | H: 0 R: 0 BB: 1 P: 16 | R: 0 H: 0 E: 0 K: 0 S: 4 | H: 0 R: 0 BB: 0 P: 7 | R: 0 H: 0 E: 0 K: 1 S: 7 | H: 0 R: 0 BB: 0 P: 10 | R: 0 H: 0 E: 0 K: 0 S: 6 | H: 2 R: 0 BB: 0 P: 9 | R: 1 H: 2 E: 0 K: 1 S: 14 | H: 1 R: 0 BB: 0 P: 13 | R: 1 H: 1 E: 0 K: 1 S: 13 | H: 1 R: 0 BB: 0 P: 20 | R: 2 H: 2 E: 0 K: 0 S: 14 | H: 2 R: 0 BB: 3 P: 22 | 1B: 4 2B: 0 3B: 0 HR: 2 | SF: 0 SAC: 0 DP: 1 HBP: 0 | WP: 0 PA: 36 FB: 0 SB: 0 CS: 0 |
| PITCHER | IP WLS BF H R ER SO BB IBB HBP BLK WP HR S P ERA WHIP | | | | | | | | | | | | | | | | | | |
| 52 Michael Wacha, R (1,1) ERA: 5.26 | 5.0 | 17 | 0 | 0 | 0 | 6 | 2 | 0 | 0 | 0 | 0 | 0 | 1 | 14 | 16 | 9.00 | 2.000 | | |
| 36 Andrew Kittredge, R (6,1) ERA: 1.66 | 1.0 | H | 5 | 2 | 1 | 1 | 1 | 0 | 0 | 0 | 0 | 0 | 1 | 23 | 33 | 4.50 | 1.000 | | |
| 30 David Robertson, R (7,1) ERA: 4.91 | 2.0 | B | 8 | 2 | 1 | 1 | 2 | 0 | 0 | 0 | 0 | 0 | 1 | 4 | 4 | 54.00 | 6.000 | | |
| 19 Josh Fleming, L (9,1) ERA: 5.1 | 0.1 | L | 4 | 2 | 2 | 2 | 0 | 0 | 1 | 0 | 0 | 0 | 0 | 4 | 4 | 54.00 | 1.000 | | |
| 84 JT Chargois, R (9,1) ERA: 2.56 | 0.0 | B | 2 | 0 | 0 | 0 | 2 | 0 | 0 | 0 | 0 | 0 | 10 | 18 | " | " | | | |

| Batter | 1 | 2 | 3 | 4 | 5 | 6 | 7 | 8 | 9 | AB | R | H | RBI | BB | SO | LOB | TOP | | | | | | | |
|---|---|---|---|---|---|---|---|---|---|---|---|---|---|---|---|---|---|---|---|---|---|---|---|---|
| 8 Brandon Lowe, L (1,4) OBP: 0.337, SLG: 0.503 |  |  | | |  | |  | |  | 5 | 2 | 2 | 2 | 0 | 1 | 1 | <p>Tampa Bay Rays @ Houston Astros Minute Maid Park, Houston, TX Wed Sep 29 2021, 7:11 PM - 10:16 PM CDT Att: 28,321 - Roof Closed - 73 F</p> <p>livebaseballscorecards.com</p> <p>AB 34 R 7 H 12 RBI 7 BB 5 SO 7 LOB 14</p>  | | | | | | | |
| 5 Wander Franco, S (1,6) OBP: 0.353, SLG: 0.477 |  |  | | |  | |  | |  | 5 | 0 | 3 | 0 | 0 | 0 | 1 | | | | | | | | |
| 23 Nelson Cruz, R (1,10) OBP: 0.340, SLG: 0.503 |  | | | |  | |  | |  | 3 | 1 | 1 | 0 | 2 | 1 | 2 | | | | | | | | |
| 26 Ji Man Choi, L (1,3) OBP: 0.350, SLG: 0.415 |  | | | |  | |  | | | 3 | 1 | 1 | 3 | 1 | 0 | 3 | | | | | | | | |
| 18 Joey Wendle, L (1,5) OBP: 0.234, SLG: 0.431 |  | | | |  | |  | | | 4 | 1 | 1 | 0 | 0 | 3 | 2 | | | | | | | | |
| 13 Manuel Margot, R (1,7) OBP: 0.316, SLG: 0.385 | |  | | |  | |  | |  | 3 | 0 | 0 | 0 | 1 | 1 | 1 | | | | | | | | |
| 39 Kevin Kiermaier, L (1,8) OBP: 0.319, SLG: 0.380 | |  | | |  | |  | |  | 4 | 0 | 1 | 0 | 0 | 1 | 2 | | | | | | | | |
| 35 Brett Phillips, L (1,9) OBP: 0.300, SLG: 0.427 | |  | | |  | |  | |  | 4 | 1 | 2 | 1 | 0 | 0 | 2 | | | | | | | | |
| 28 Francisco Mejia, S (1,2) OBP: 0.311, SLG: 0.412 | |  | | |  | |  | |  | 3 | 1 | 1 | 1 | 1 | 0 | 0 | | | | | | | | |
| Inning Stats | R: 0 H: 1 E: 0 K: 3 S: 13 | H: 1 LOB: 2 BB: 1 P: 21 | R: 3 H: 3 E: 0 K: 1 S: 17 | H: 3 LOB: 0 BB: 0 P: 23 | R: 0 H: 1 E: 0 K: 1 S: 9 | H: 1 LOB: 0 BB: 0 P: 13 | R: 0 H: 1 E: 0 K: 0 S: 4 | H: 1 LOB: 0 BB: 0 P: 6 | R: 3 H: 2 E: 0 K: 1 S: 15 | H: 2 LOB: 0 BB: 1 P: 21 | R: 0 H: 0 E: 0 K: 1 S: 5 | H: 0 LOB: 0 BB: 1 P: 11 | R: 0 H: 1 E: 0 K: 0 S: 13 | H: 1 LOB: 2 BB: 1 P: 25 | R: 1 H: 2 E: 0 K: 0 S: 12 | H: 2 LOB: 1 BB: 0 P: 15 | | R: 0 H: 1 E: 0 K: 0 S: 6 | H: 1 LOB: 1 BB: 1 P: 13 | 1B: 5 2B: 4 3B: 2 HR: 2 | SF: 0 SAC: 0 DP: 3 HBP: 0 | WP: 1 PB: 0 SB: 0 CS: 1 | PA: 39 | |
| PITCHER | IP WLS BF H R ER SO BB IBB HBP BLK WP HR S P ERA WHIP | IP WLS BF H R ER SO BB IBB HBP BLK WP HR S P ERA WHIP | IP WLS BF H R ER SO BB IBB HBP BLK WP HR S P ERA WHIP | IP WLS BF H R ER SO BB IBB HBP BLK WP HR S P ERA WHIP | IP WLS BF H R ER SO BB IBB HBP BLK WP HR S P ERA WHIP | IP WLS BF H R ER SO BB IBB HBP BLK WP HR S P ERA WHIP | IP WLS BF H R ER SO BB IBB HBP BLK WP HR S P ERA WHIP | IP WLS BF H R ER SO BB IBB HBP BLK WP HR S P ERA WHIP | IP WLS BF H R ER SO BB IBB HBP BLK WP HR S P ERA WHIP | IP WLS BF H R ER SO BB IBB HBP BLK WP HR S P ERA WHIP | IP WLS BF H R ER SO BB IBB HBP BLK WP HR S P ERA WHIP | IP WLS BF H R ER SO BB IBB HBP BLK WP HR S P ERA WHIP | IP WLS BF H R ER SO BB IBB HBP BLK WP HR S P ERA WHIP | IP WLS BF H R ER SO BB IBB HBP BLK WP HR S P ERA WHIP | IP WLS BF H R ER SO BB IBB HBP BLK WP HR S P ERA WHIP | IP WLS BF H R ER SO BB IBB HBP BLK WP HR S P ERA WHIP | IP WLS BF H R ER SO BB IBB HBP BLK WP HR S P ERA WHIP | IP WLS BF H R ER SO BB IBB HBP BLK WP HR S P ERA WHIP | IP WLS BF H R ER SO BB IBB HBP BLK WP HR S P ERA WHIP | IP WLS BF H R ER SO BB IBB HBP BLK WP HR S P ERA WHIP | IP WLS BF H R ER SO BB IBB HBP BLK WP HR S P ERA WHIP | IP WLS BF H R ER SO BB IBB HBP BLK WP HR S P ERA WHIP | IP WLS BF H R ER SO BB IBB HBP BLK WP HR S P ERA WHIP | IP WLS BF H R ER SO BB IBB HBP BLK WP HR S P ERA WHIP |
| 77 Luis Garcia, R (1,1) ERA: 3.48 | 5.0 | L | 23 | 8 | 6 | 6 | 6 | 2 | 0 | 0 | 0 | 0 | 0 | 0 | 0 | 0 | 10.80 | 2.000 | | | | | | |
| 71 Peter Solomon, R (6,1) ERA: 1.29 | 4.0 | | 16 | 4 | 1 | 1 | 1 | 3 | 0 | 0 | 0 | 0 | 0 | 0 | 0 | 0 | 2.25 | 1.750 | | | | | | |

| Batter | 1 | 2 | 3 | 4 | 5 | 6 | 7 | 8 | 9 | AB | R | H | RBI | BB | SO | LOB | BOTTOM | | | | | | | |
|---|---|---|---|---|---|---|---|---|---|---|---|---|---|---|---|---|---|---|---|---|---|---|---|---|
| 27 Jose Altuve, R (1,4) OBP: 0.348, SLG: 0.487 |  | | | |  | |  | |  | 3 | 0 | 0 | 0 | 0 | 0 | 1 | <p>Tampa Bay Rays @ Houston Astros Minute Maid Park, Houston, TX Wed Sep 29 2021, 7:11 PM - 10:16 PM CDT Att: 28,321 - Roof Closed - 73 F</p> <p>livebaseballscorecards.com</p> <p>AB 30 R 0 H 3 RBI 0 BB 1 SO 6 LOB 8</p>  | | | | | | | |
| 16 Aledmys Diaz, R (9,4) OBP: 0.324, SLG: 0.413 | | | | | | | | |  | 1 | 0 | 0 | 0 | 0 | 0 | 0 | | | | | | | | |
| 23 Michael Brantley, L (1,10) OBP: 0.364, SLG: 0.437 |  | | | |  | |  | |  | 4 | 0 | 0 | 0 | 0 | 1 | 1 | | | | | | | | |
| 2 Alex Bregman, R (1,5) OBP: 0.365, SLG: 0.439 |  | | | |  | |  | |  | 3 | 0 | 0 | 0 | 1 | 0 | 0 | | | | | | | | |
| 44 Yordan Alvarez, L (1,7) OBP: 0.347, SLG: 0.528 | |  | | |  | |  | |  | 3 | 0 | 0 | 0 | 0 | 1 | 0 | | | | | | | | |
| 6 Jake Meyers, R (9,7) OBP: 0.322, SLG: 0.420 | | | | | | |  | |  | 0 | 0 | 0 | 0 | 0 | 0 | 0 | | | | | | | | |
| 10 Yuli Gurriel, R (1,3) OBP: 0.383, SLG: 0.457 | |  | | |  | |  | |  | 3 | 0 | 1 | 0 | 0 | 0 | 0 | | | | | | | | |
| 20 Chas McCormick, R (9,PH) OBP: 0.311, SLG: 0.437 | | | | | | | | |  | 1 | 0 | 0 | 0 | 0 | 1 | 2 | | | | | | | | |
| 1 Carlos Correa, R (1,6) OBP: 0.363, SLG: 0.475 | |  | | |  | |  | | | 3 | 0 | 0 | 0 | 0 | 0 | 1 | | | | | | | | |
| 30 Kyle Tucker, L (1,9) OBP: 0.355, SLG: 0.547 | | | | |  | |  | |  | 3 | 0 | 1 | 0 | 0 | 0 | 1 | | | | | | | | |
| 26 Jose Siri, R (1,8) OBP: 0.333, SLG: 0.556 | |  | | | | |  | |  | 3 | 0 | 0 | 0 | 0 | 2 | 1 | | | | | | | | |
| 15 Martin Maldonado, R (1,2) OBP: 0.273, SLG: 0.302 | | | | | | | | |  | 1 | 0 | 0 | 0 | 0 | 1 | 0 | | | | | | | | |
| 18 Jason Castro, L (6,2) OBP: 0.335, SLG: 0.390 | | |  | | | |  | | | 2 | 0 | 1 | 0 | 0 | 0 | 1 | | | | | | | | |
| Inning Stats | R: 0 H: 0 E: 0 K: 0 S: 6 | H: 0 LOB: 0 BB: 0 P: 10 | R: 0 H: 0 E: 0 K: 1 S: 6 | H: 0 LOB: 0 BB: 0 P: 8 | R: 0 H: 0 E: 0 K: 1 S: 11 | H: 0 LOB: 0 BB: 0 P: 12 | R: 0 H: 0 E: 0 K: 0 S: 7 | H: 0 LOB: 0 BB: 0 P: 9 | R: 0 H: 1 E: 0 K: 0 S: 12 | H: 1 LOB: 1 BB: 0 P: 15 | R: 0 H: 1 E: 0 K: 1 S: 10 | H: 1 LOB: 0 BB: 0 P: 14 | R: 0 H: 0 E: 0 K: 0 S: 7 | H: 0 LOB: 0 BB: 0 P: 14 | R: 0 H: 1 E: 0 K: 1 S: 10 | H: 1 LOB: 1 BB: 0 P: 15 | R: 0 H: 0 E: 0 K: 2 S: 15 | H: 0 LOB: 2 BB: 1 P: 27 | 1B: 3 2B: 0 3B: 0 HR: 0 | SF: 0 SAC: 0 DP: 0 HBP: 1 | WP: 0 PB: 0 SB: 0 CS: 0 | PA: 32 | | |
| PITCHER | IP WLS BF H R ER SO BB IBB HBP BLK WP HR S P ERA WHIP | IP WLS BF H R ER SO BB IBB HBP BLK WP HR S P ERA WHIP | IP WLS BF H R ER SO BB IBB HBP BLK WP HR S P ERA WHIP | IP WLS BF H R ER SO BB IBB HBP BLK WP HR S P ERA WHIP | IP WLS BF H R ER SO BB IBB HBP BLK WP HR S P ERA WHIP | IP WLS BF H R ER SO BB IBB HBP BLK WP HR S P ERA WHIP | IP WLS BF H R ER SO BB IBB HBP BLK WP HR S P ERA WHIP | IP WLS BF H R ER SO BB IBB HBP BLK WP HR S P ERA WHIP | IP WLS BF H R ER SO BB IBB HBP BLK WP HR S P ERA WHIP | IP WLS BF H R ER SO BB IBB HBP BLK WP HR S P ERA WHIP | IP WLS BF H R ER SO BB IBB HBP BLK WP HR S P ERA WHIP | IP WLS BF H R ER SO BB IBB HBP BLK WP HR S P ERA WHIP | IP WLS BF H R ER SO BB IBB HBP BLK WP HR S P ERA WHIP | IP WLS BF H R ER SO BB IBB HBP BLK WP HR S P ERA WHIP | IP WLS BF H R ER SO BB IBB HBP BLK WP HR S P ERA WHIP | IP WLS BF H R ER SO BB IBB HBP BLK WP HR S P ERA WHIP | IP WLS BF H R ER SO BB IBB HBP BLK WP HR S P ERA WHIP | IP WLS BF H R ER SO BB IBB HBP BLK WP HR S P ERA WHIP | IP WLS BF H R ER SO BB IBB HBP BLK WP HR S P ERA WHIP | IP WLS BF H R ER SO BB IBB HBP BLK WP HR S P ERA WHIP | IP WLS BF H R ER SO BB IBB HBP BLK WP HR S P ERA WHIP | IP WLS BF H R ER SO BB IBB HBP BLK WP HR S P ERA WHIP | IP WLS BF H R ER SO BB IBB HBP BLK WP HR S P ERA WHIP | IP WLS BF H R ER SO BB IBB HBP BLK WP HR S P ERA WHIP |
| 57 Drew Rasmussen, R (1,1) ERA: 2.84 | 5.0 | W | 16 | 1 | 0 | 0 | 0 | 0 | 0 | 0 | 0 | 0 | 0 | 0 | 0 | 0 | 0.00 | 0.200 | | | | | | |
| 1 Luis Patiño, R (6,1) ERA: 4.42 | 2.0 | | 7 | 1 | 0 | 0 | 1 | 0 | 0 | 0 | 0 | 0 | 0 | 0 | 0 | 0 | 0.00 | 0.500 | | | | | | |
| 71 Ryan Sherriff, L (8,1) ERA: 5.52 | 1.2 | | 8 | 1 | 0 | 0 | 2 | 1 | 0 | 1 | 0 | 0 | 0 | 0 | 0 | 0 | 0.00 | 1.200 | | | | | | |
| 58 Louis Head, R (9,1) ERA: 2.48 | 0.1 | | 1 | 0 | 0 | 0 | 1 | 0 | 0 | 0 | 0 | 0 | 0 | 0 | 0 | 0 | 0.00 | 0.000 | | | | | | |

| Batter | 1 | 2 | 3 | 4 | 5 | 6 | 7 | 8 | 9 | AB | R | H | RBI | BB | SO | LOB | TOP | | | | | | | | | | |
|---|------------------------------|---------------------------------|------------------------------|----------------------------------|------------------------------|----------------------------------|-------------------------------|----------------------------------|-------------------------------|----------------------------------|-------------------------------|----------------------------------|------------------------------|---------------------------------|------------------------------|----------------------------------|---|------------------------------------|----------------------------------|--------|--|--|--|--|--|--|--|
| 8 Brandon Lowe, L OBP: 0.338, SLG: 0.508 | G3 | | | FC4-6 BB | | 1-H HR | | 1-2 K | | 3 | 1 | 2 | 1 | 1 | 1 | | Tampa Bay Rays @ Houston Astros Minute Maid Park, Houston, TX Thu Sep 30 2021, 6:11 PM - 9:10 PM CDT Att: 31,608 - Roof Closed - 73 F | | | | | | | | | | |
| 56 Randy Arozarena, R OBP: 0.353, SLG: 0.480 | G6-3 | | | K | | | | | G3-4-1 BB | 3 | 0 | 1 | 0 | 1 | 1 | | | | | | | | | | | | |
| 5 Wander Franco, S OBP: 0.348, SLG: 0.470 | G3 | | | FC4-6 | | | | | FC4 | 4 | 0 | 0 | 0 | 0 | 3 | | | | | | | | | | | | |
| 23 Nelson Cruz, R OBP: 0.337, SLG: 0.499 | G5-3 | | | 2-4 | | | | | G3-4-1 | 4 | 0 | 0 | 0 | 0 | 1 | 2 | | | | | | | | | | | |
| 17 Austin Meadows, L OBP: 0.316, SLG: 0.454 | K | | | G4-3 | | | | | G5-3 | 3 | 0 | 1 | 0 | 0 | 1 | 0 | | | | | | | | | | | |
| 35 Brett Phillips, L OBP: 0.300, SLG: 0.427 | | | | | | | | | | 0 | 0 | 0 | 0 | 0 | 0 | 0 | | | | | | | | | | | |
| 2 Yandy Diaz, R OBP: 0.353, SLG: 0.391 | | | | | | | | | | 1 | 0 | 0 | 0 | 0 | 0 | 1 | | | | | | | | | | | |
| 13 Manuel Margot, R OBP: 0.313, SLG: 0.382 | L9 | | | | | | | | | 3 | 0 | 0 | 0 | 0 | 0 | 1 | | | | | | | | | | | |
| 26 Ji Man Choi, L OBP: 0.350, SLG: 0.414 | G5-3 | | | | | | | | | 3 | 0 | 1 | 0 | 0 | 0 | 1 | | | | | | | | | | | |
| 10 Mike Zunino, R OBP: 0.301, SLG: 0.556 | G6-3 | | | | | | | | | 2 | 1 | 0 | 0 | 0 | 0 | 1 | | | | | | | | | | | |
| 39 Kevin Kiermaier, L OBP: 0.319, SLG: 0.380 | | | | | | | | | | 0 | 0 | 0 | 0 | 0 | 0 | 0 | | | | | | | | | | | |
| 28 Francisco Mejia, S OBP: 0.311, SLG: 0.412 | | | | | | | | | | 0 | 0 | 0 | 0 | 0 | 0 | 0 | | | | | | | | | | | |
| 18 Joey Wendle, L OBP: 0.323, SLG: 0.428 | K | | | | | | | | | 3 | 0 | 0 | 0 | 0 | 2 | 2 | | | | | | | | | | | |
| Inning Stats | R: 0 E: 0 K: 0 S: 7 | H: 0 LOB: 0 BB: 0 P: 9 | R: 0 E: 0 K: 1 S: 9 | H: 0 LOB: 0 BB: 0 P: 15 | R: 0 E: 0 K: 1 S: 9 | H: 0 LOB: 0 BB: 0 P: 12 | R: 0 E: 0 K: 1 S: 13 | H: 0 LOB: 1 BB: 1 P: 24 | R: 0 E: 0 K: 1 S: 16 | H: 3 LOB: 1 BB: 0 P: 26 | R: 0 E: 0 K: 1 S: 12 | H: 1 LOB: 1 BB: 0 P: 18 | R: 0 E: 0 K: 1 S: 5 | H: 0 LOB: 1 BB: 0 P: 9 | R: 0 E: 1 K: 0 S: 8 | H: 0 LOB: 1 BB: 1 P: 17 | 1B: 3 2B: 1 3B: 0 HR: 1 | SF: 0 SAC: 0 DP: 2 HBP: 1 | WP: 0 PB: 0 SB: 0 CS: 1 | PA: 32 | | | | | | | |
| PITCHER | IP | WLS | BF | H | R | ER | SO | BB | IBB | HBP | BLK | WP | HR | S | P | ERA | WHIP | | | | | | | | | | |
| 43 Lance McCullers Jr., R ERA: 3.16 | 6.0 | W | 22 | 3 | 2 | 2 | 4 | 1 | 0 | 0 | 0 | 0 | 1 | 62 | 98 | 3.00 | 0.667 | | | | | | | | | | |
| 45 Ryne Stanek, R ERA: 3.48 | 1.0 | H | 4 | 1 | 0 | 0 | 1 | 0 | 0 | 0 | 0 | 0 | 0 | 12 | 18 | 0.00 | 1.000 | | | | | | | | | | |
| 31 Kendall Graveman, S ERA: 1.64 | 1.0 | H | 3 | 0 | 0 | 0 | 1 | 0 | 0 | 1 | 0 | 0 | 0 | 5 | 9 | 0.00 | 0.000 | | | | | | | | | | |
| 55 Ryan Pressly, R ERA: 2.29 | 1.0 | S | 4 | 0 | 0 | 0 | 0 | 1 | 0 | 0 | 0 | 0 | 0 | 8 | 17 | 0.00 | 1.000 | | | | | | | | | | |

| Batter | 1 | 2 | 3 | 4 | 5 | 6 | 7 | 8 | 9 | AB | R | H | RBI | BB | SO | LOB | BOTTOM | | | | | | | | | | |
|--|------------------------------|----------------------------------|-------------------------------|----------------------------------|-------------------------------|----------------------------------|-------------------------------|----------------------------------|------------------------------|----------------------------------|-------------------------------|----------------------------------|------------------------------|----------------------------------|----------------------------------|------------------------------------|---|--------|--|--|--|--|--|--|--|--|--|
| 27 Jose Altuve, R OBP: 0.347, SLG: 0.485 | G6-3 | | SH1-3 | | G4-3 | | | | | 3 | 0 | 0 | 0 | 0 | 0 | 1 | Tampa Bay Rays @ Houston Astros Minute Maid Park, Houston, TX Thu Sep 30 2021, 6:11 PM - 9:10 PM CDT Att: 31,608 - Roof Closed - 73 F | | | | | | | | | | |
| 2 Alex Bregman, R OBP: 0.382, SLG: 0.434 | F7 | | G3-1 | | G4-3 | | | | P3 | 4 | 0 | 0 | 0 | 0 | 1 | | | | | | | | | | | | |
| 44 Yordan Alvarez, L OBP: 0.348, SLG: 0.528 | | | | | | | | | | 4 | 0 | 2 | 0 | 0 | 1 | | | | | | | | | | | | |
| 20 Chas McCormick, R OBP: 0.311, SLG: 0.437 | | | K | | F8 | | | | | 0 | 0 | 0 | 0 | 0 | 0 | | | | | | | | | | | | |
| 10 Yuli Gurriel, R OBP: 0.382, SLG: 0.455 | F9 | | | | | | | | | 4 | 1 | 1 | 0 | 0 | 1 | | | | | | | | | | | | |
| 30 Kyle Tucker, L OBP: 0.356, SLG: 0.547 | | | | 1 HR BB | | | | | | 3 | 1 | 1 | 0 | 1 | 0 | | | | | | | | | | | | |
| 1 Carlos Correa, R OBP: 0.363, SLG: 0.480 | L6 | | | 1 HR BB | | | | | | 3 | 1 | 1 | 3 | 0 | 1 | | | | | | | | | | | | |
| 23 Michael Brantley, L OBP: 0.364, SLG: 0.436 | K | | | | | | | | | 3 | 0 | 1 | 0 | 0 | 1 | | | | | | | | | | | | |
| 6 Jake Meyers, R OBP: 0.315, SLG: 0.410 | F8 | | | | | | | | | 3 | 0 | 0 | 0 | 0 | 1 | | | | | | | | | | | | |
| 15 Martin Maldonado, R OBP: 0.274, SLG: 0.302 | | | G3-1 SH1-3 | | G6-3 | | | | | 3 | 0 | 1 | 0 | 0 | 1 | | | | | | | | | | | | |
| Inning Stats | R: 0 E: 0 K: 0 S: 9 | H: 1 LOB: 1 BB: 0 P: 14 | R: 0 E: 0 K: 1 S: 11 | H: 1 LOB: 1 BB: 0 P: 16 | R: 0 E: 0 K: 1 S: 14 | H: 1 LOB: 1 BB: 0 P: 21 | R: 3 E: 0 K: 0 S: 14 | H: 2 LOB: 0 BB: 1 P: 20 | R: 0 E: 0 K: 2 S: 9 | H: 0 LOB: 0 BB: 0 P: 14 | R: 0 E: 0 K: 2 S: 13 | H: 1 LOB: 1 BB: 0 P: 22 | R: 0 E: 0 K: 0 S: 7 | H: 1 LOB: 1 BB: 0 P: 11 | 1B: 5 2B: 1 3B: 0 HR: 1 | SF: 0 SAC: 1 DP: 0 HBP: 0 | WP: 0 PB: 0 SB: 0 CS: 0 | PA: 32 | | | | | | | | | |
| PITCHER | IP | WLS | BF | H | R | ER | SO | BB | IBB | HBP | BLK | WP | HR | S | P | ERA | WHIP | | | | | | | | | | |
| 31 Collin McHugh, R ERA: 1.57 | 1.0 | | 4 | 1 | 0 | 0 | 0 | 0 | 0 | 0 | 0 | 0 | 0 | 9 | 14 | 0.00 | 1.000 | | | | | | | | | | |
| 48 Ryan Yarbrough, L ERA: 5.11 | 4.2 | L | 19 | 4 | 3 | 3 | 3 | 1 | 0 | 0 | 0 | 0 | 1 | 51 | 75 | 5.79 | 1.071 | | | | | | | | | | |
| 29 Pete Fairbanks, R ERA: 3.67 | 0.1 | | 1 | 0 | 0 | 0 | 1 | 0 | 0 | 0 | 0 | 0 | 0 | 4 | 6 | 0.00 | 0.000 | | | | | | | | | | |
| 34 J.P. Feyereisen, R ERA: 2.63 | 1.0 | | 4 | 1 | 0 | 0 | 2 | 0 | 0 | 0 | 0 | 0 | 0 | 13 | 22 | 0.00 | 1.000 | | | | | | | | | | |
| 37 Matt Wisler, R ERA: 3.78 | 1.0 | | 4 | 1 | 0 | 0 | 0 | 0 | 0 | 0 | 0 | 0 | 0 | 7 | 11 | 0.00 | 1.000 | | | | | | | | | | |

AB 29
R 2
H 4
RBI 2
BB 2
SO 6
LOB 13



AB 30
R 3
H 7
RBI 3
BB 1
SO 6
LOB 11



| Batter | 1 | 2 | 3 | 4 | 5 | 6 | 7 | 8 | 9 | AB R H RBI BB SO LOB | TOP | | | | | |
|---|---|---------------------------------------|---------------------------------------|--|--|---|---------------------------------------|---|---------------------------------------|--------------------------------------|--|--|---|---------------------------------------|---|----------------------------------|
| 56 Randy Arozarena, R (1.7) OBP: 0.352, SLG: 0.457 10 Mike Zunino, R (9.2) OBP: 0.301, SLG: 0.556 | | | | | | | | | | 4 1 0 0 1 3 3 0 0 0 0 0 0 0 | <p>Tampa Bay Rays @ New York Yankees Yankee Stadium, Bronx, NY Fri Oct 01 2021, 7:10 PM - 10:34 PM EDT Att: 41,469 - Clear - 64 F</p> <p>livebaseballscores.com</p> <p>AB 34 R 4 H 8 RBI 4 BB 4 SO 13 LOB 11</p> | | | | | |
| 5 Wander Franco, S (1.6) OBP: 0.346, SLG: 0.465 | | | | | | | | | 5 0 1 2 0 1 3 | | | | | | | |
| 23 Nelson Cruz, R (1.10) OBP: 0.336, SLG: 0.502 | | | | | | | | | 5 1 1 1 0 1 1 | | | | | | | |
| 2 Yandy Diaz, R (1.5) OBP: 0.354, SLG: 0.390 | | | | | | | | | 3 0 1 0 1 0 0 | | | | | | | |
| 26 Ji Man Choi, L (1.3) OBP: 0.346, SLG: 0.408 | | | | | | | | | 4 0 0 0 0 4 2 | | | | | | | |
| 13 Manuel Margot, R (1.9) OBP: 0.313, SLG: 0.381 | | | | | | | | | 4 1 1 0 0 2 1 | | | | | | | |
| 18 Joey Wendle, L (1.4) OBP: 0.320, SLG: 0.425 | | | | | | | | | 4 0 0 0 0 2 1 | | | | | | | |
| 28 Francisco Mejia, S (1.2) OBP: 0.317, SLG: 0.415 35 Brett Phillips, L (9.7) OBP: 0.313, SLG: 0.427 | | | | | | | | | 3 0 2 0 1 0 0 0 1 0 0 0 0 0 | | | | | | | |
| 39 Kevin Kiermaier, L (1.8) OBP: 0.326, SLG: 0.389 | | | | | | | | | 2 0 2 1 1 0 0 | | | | | | | |
| Inning Stats | R: 1 H: 1 E: 0 K: 1 S: 10 | H: 3 LOB: 2 BB: 0 P: 17 | R: 0 H: 0 E: 0 K: 2 S: 12 | H: 0 LOB: 0 BB: 0 P: 15 | R: 0 H: 0 E: 0 K: 1 S: 6 | H: 1 LOB: 1 BB: 0 P: 14 | R: 0 H: 0 E: 0 K: 1 S: 10 | H: 1 LOB: 3 BB: 1 P: 24 | R: 0 H: 1 E: 0 K: 2 S: 10 | H: 1 LOB: 1 BB: 0 P: 18 | | R: 2 H: 1 E: 0 K: 1 S: 13 | H: 1 LOB: 1 BB: 2 P: 28 | 1B: 6 2B: 0 3B: 1 HR: 1 | SF: 0 SAC: 0 DP: 0 HBP: 1 | WP: 0 PB: 0 SB: 2 CS: 0 |
| PITCHER | IP WLS BF H R ER SO BB IBB HBP BLK WP HR S P ERA WHIP | 65 Nestor Cortes, L (1.1) ERA: 2.9 | 35 Clay Holmes, R (5.1) ERA: 3.65 | 58 Wandy Peralta, L (6.1) ERA: 3.44 | 43 Jonathan Loaisiga, R (7.1) ERA: 2.21 | 55 Domingo Germán, R (8.1) ERA: 4.58 | 84 Albert Abreu, R (9.1) ERA: 5.15 | IP WLS BF H R ER SO BB IBB HBP BLK WP HR S P ERA WHIP | 65 Nestor Cortes, L (1.1) ERA: 2.9 | 35 Clay Holmes, R (5.1) ERA: 3.65 | 58 Wandy Peralta, L (6.1) ERA: 3.44 | 43 Jonathan Loaisiga, R (7.1) ERA: 2.21 | 55 Domingo Germán, R (8.1) ERA: 4.58 | 84 Albert Abreu, R (9.1) ERA: 5.15 | IP WLS BF H R ER SO BB IBB HBP BLK WP HR S P ERA WHIP | |

| Batter | 1 | 2 | 3 | 4 | 5 | 6 | 7 | 8 | 9 | AB R H RBI BB SO LOB | BOTTOM | | | | | | | | | |
|---|---|---------------------------------------|---|-------------------------------------|---------------------------------------|---|---|---------------------------------------|---|-------------------------------------|--|---|---|--------------------------------------|----------------------------------|---------------------------------------|----------------------------------|----------------------------------|------------------------------------|----------------------------------|
| 25 Gleyber Torres, R (1.4) OBP: 0.332, SLG: 0.369 | | | | | | | | | | 4 1 1 0 0 1 0 | <p>Tampa Bay Rays @ New York Yankees Yankee Stadium, Bronx, NY Fri Oct 01 2021, 7:10 PM - 10:34 PM EDT Att: 41,469 - Clear - 64 F</p> <p>livebaseballscores.com</p> <p>AB 36 R 3 H 9 RBI 3 BB 0 SO 10 LOB 12</p> | | | | | | | | | |
| 48 Anthony Rizzo, L (1.3) OBP: 0.342, SLG: 0.435 | | | | | | | | | 4 0 0 0 0 2 1 | | | | | | | | | | | |
| 99 Aaron Judge, R (1.9) OBP: 0.373, SLG: 0.547 | | | | | | | | | 4 0 1 0 0 1 1 | | | | | | | | | | | |
| 27 Giancarlo Stanton, R (1.10) OBP: 0.358, SLG: 0.523 | | | | | | | | | 4 1 2 1 0 2 1 | | | | | | | | | | | |
| 13 Joey Gallo, L (1.7) OBP: 0.351, SLG: 0.461 | | | | | | | | | 4 1 1 1 0 1 2 | | | | | | | | | | | |
| 29 Gio Urshela, R (1.6) OBP: 0.303, SLG: 0.419 14 Tyler Wade, L (9.7) OBP: 0.354, SLG: 0.323 | | | | | | | | | 4 0 2 0 0 0 0 0 0 0 0 0 0 0 | | | | | | | | | | | |
| 11 Brett Gardner, L (1.8) OBP: 0.332, SLG: 0.368 | | | | | | | | | 4 0 2 1 0 1 1 | | | | | | | | | | | |
| 66 Kyle Higashioka, R (1.2) OBP: 0.246, SLG: 0.389 24 Gary Sánchez, R (9.7) OBP: 0.309, SLG: 0.430 | | | | | | | | | 3 0 0 0 0 0 1 1 0 0 0 0 1 2 | | | | | | | | | | | |
| 12 Rougned Odor, L (1.5) OBP: 0.286, SLG: 0.379 | | | | | | | | | 4 0 0 0 0 1 3 | | | | | | | | | | | |
| Inning Stats | R: 1 H: 2 E: 0 K: 2 S: 11 | H: 1 LOB: 1 BB: 0 P: 16 | R: 0 H: 0 E: 0 K: 0 S: 10 | H: 1 LOB: 1 BB: 0 P: 16 | R: 0 H: 0 E: 0 K: 1 S: 7 | H: 1 LOB: 1 BB: 0 P: 11 | R: 0 H: 1 E: 0 K: 2 S: 17 | H: 1 LOB: 0 BB: 0 P: 22 | R: 0 H: 1 E: 0 K: 1 S: 17 | H: 1 LOB: 0 BB: 0 P: 15 | | R: 0 H: 0 E: 0 K: 0 S: 7 | H: 0 LOB: 0 BB: 0 P: 10 | R: 0 H: 0 E: 0 K: 1 S: 9 | H: 0 LOB: 0 BB: 0 P: 13 | R: 2 H: 4 E: 0 K: 2 S: 16 | H: 4 LOB: 2 BB: 0 P: 19 | 1B: 7 2B: 2 3B: 0 HR: 0 | SF: 0 SAC: 0 DP: 0 HBP: 0 | WP: 1 PB: 0 SB: 0 CS: 0 |
| PITCHER | IP WLS BF H R ER SO BB IBB HBP BLK WP HR S P ERA WHIP | 62 Shane Bieber, L (1.1) ERA: 3.43 | 29 Pete Fairbanks, R (4.1) ERA: 3.59 | 58 Louis Head, R (5.1) ERA: 2.31 | 19 Josh Fleming, L (7.1) ERA: 5.02 | 36 Andrew Kittredge, R (9.1) ERA: 1.98 | IP WLS BF H R ER SO BB IBB HBP BLK WP HR S P ERA WHIP | 62 Shane Bieber, L (1.1) ERA: 3.43 | 29 Pete Fairbanks, R (4.1) ERA: 3.59 | 58 Louis Head, R (5.1) ERA: 2.31 | 19 Josh Fleming, L (7.1) ERA: 5.02 | 36 Andrew Kittredge, R (9.1) ERA: 1.98 | IP WLS BF H R ER SO BB IBB HBP BLK WP HR S P ERA WHIP | | | | | | | |

| Batter | 1 | 2 | 3 | 4 | 5 | 6 | 7 | 8 | 9 | AB | R | H | RBI | BB | SO | LOB | TOP | | | | | | | | | | |
|--|--------------------------------------|-----------------------------------|--------------------------------------|----------------------------------|---------------------------------------|----------------------------------|--------------------------------------|----------------------------------|---------------------------------------|----------------------------------|---------------------------------------|----------------------------------|---------------------------------------|----------------------------------|---------------------------------------|------------------------------------|---|------------------------------------|----------------------------------|--------|---|---|---|---|--|--|--|
| 8 Brandon Lowe, L (1,4) OBP: 0.340, SLG: 0.523 | L5 | | 1-3 | | 2-3 | | 1-2 | | | 4 | 0 | 1 | 0 | 0 | 1 | 2 | Tampa Bay Rays @ New York Yankees Yankee Stadium, Bronx, NY Sun Oct 03 2021, 3:09 PM - 6:11 PM EDT Att: 40,409 - Partly Cloudy - 79 F | | | | | | | | | | |
| 56 Randy Arozarena, R (1,9) OBP: 0.356, SLG: 0.459 | P6 | | 0-3 | | 1-3 | | | 1-1 | | 4 | 0 | 1 | 0 | 0 | 2 | 2 | | | | | | | | | | | |
| 5 Wander Franco, S (1,6) OBP: 0.347, SLG: 0.463 | 1B | | 3-2 | | | | | 0-2 | | 4 | 0 | 1 | 0 | 0 | 0 | 3 | | | | | | | | | | | |
| 23 Nelson Cruz, R (1,10) OBP: 0.334, SLG: 0.497 | F8 | | 0-0 | | 0-0 | | | 2-3 | | 4 | 0 | 0 | 0 | 0 | 1 | 2 | | | | | | | | | | | |
| 17 Austin Meadows, L (1,7) OBP: 0.315, SLG: 0.458 | G4-3 | | 2-0 | | 0-0 | | | 2-2 | | 4 | 0 | 1 | 0 | 0 | 0 | 1 | | | | | | | | | | | |
| 35 Brett Phillips, L (8,7) OBP: 0.300, SLG: 0.427 | | | | | | | | | | 0 | 0 | 0 | 0 | 0 | 0 | 0 | | | | | | | | | | | |
| 26 Ji Man Choi, L (1,3) OBP: 0.348, SLG: 0.411 | G4-3 | | 2-1 | | 4-1 | | | 3-3 | | 3 | 0 | 1 | 0 | 1 | 1 | 0 | | | | | | | | | | | |
| 10 Mike Zunino, R (1,2) OBP: 0.301, SLG: 0.559 | P3 | | 0-1 | | 2-0 | | | 0-1 | | 4 | 0 | 0 | 0 | 0 | 1 | 3 | | | | | | | | | | | |
| 18 Joey Wendle, L (1,5) OBP: 0.319, SLG: 0.422 | | | 1-3 | | 1-1 | | | 4-1 | | 3 | 0 | 0 | 0 | 1 | 1 | 3 | | | | | | | | | | | |
| 39 Kevin Kiermaier, L (1,8) OBP: 0.328, SLG: 0.388 | | | 4-2 | | 1-3 | | | 1-3 | | 1 | 0 | 0 | 0 | 2 | 1 | 0 | | | | | | | | | | | |
| 13 Manuel Margot, R (9,PH) OBP: 0.313, SLG: 0.382 | BB | | | | | | | 1-2 | | 1 | 0 | 0 | 0 | 0 | 1 | 1 | | | | | | | | | | | |
| Inning Stats | R: 0 H: 1 E: 0 K: 0 S: 7 | H: 1 LOB: 1 BB: 13 P: 13 | R: 0 H: 0 E: 0 K: 0 S: 5 | H: 0 LOB: 0 BB: 9 P: 9 | R: 0 H: 1 E: 0 K: 2 S: 14 | H: 1 LOB: 2 BB: 1 P: 22 | R: 0 H: 1 E: 0 K: 0 S: 6 | H: 0 LOB: 0 BB: 0 P: 13 | R: 0 H: 1 E: 0 K: 1 S: 17 | H: 1 LOB: 2 BB: 1 P: 25 | R: 0 H: 1 E: 0 K: 1 S: 12 | H: 1 LOB: 1 BB: 0 P: 17 | R: 0 H: 0 E: 0 K: 2 S: 10 | H: 0 LOB: 1 BB: 1 P: 18 | 1B: 3 2B: 2 HR: 0 | SF: 0 SAC: 0 DP: 0 HBP: 0 | WP: 1 PB: 0 SB: 2 CS: 0 | PA: 36 | | | | | | | | | |
| PITCHER | IP | WLS | BF | H | R | ER | SO | BB | IBB | HBP | BLK | WP | HR | S | P | ERA | WHIP | | | | | | | | | | |
| 50 Jameson Taillon, R (1,1) ERA: 4.3 | 3.1 | | 13 | 2 | 0 | 0 | 2 | 1 | 0 | 0 | 0 | 0 | 0 | 27 | 45 | 0.00 | 0.900 | | | | | | | | | | |
| 58 Wandy Peralta, L (4,1) ERA: 3.35 | 1.1 | | 6 | 1 | 0 | 0 | 2 | 1 | 0 | 0 | 0 | 1 | 0 | 11 | 21 | 0.00 | 1.500 | | | | | | | | | | |
| 35 Clay Holmes, R (5,1) ERA: 3.6 | 1.0 | | 3 | 0 | 0 | 0 | 1 | 0 | 0 | 0 | 0 | 0 | 0 | 9 | 14 | 0.00 | 0.000 | | | | | | | | | | |
| 57 Chad Green, R (6,1) ERA: 3.12 | 1.0 | | 5 | 1 | 0 | 0 | 1 | 1 | 0 | 0 | 0 | 0 | 0 | 16 | 24 | 0.00 | 2.000 | | | | | | | | | | |
| 43 Jonathan Loáisiga, R (7,1) ERA: 2.17 | 1.1 | | 5 | 1 | 0 | 0 | 1 | 0 | 0 | 0 | 0 | 0 | 0 | 15 | 21 | 0.00 | 0.750 | | | | | | | | | | |
| 25 Gleyber Torres, R (1,4) OBP: 0.331, SLG: 0.366 | G4-3 | | 3-2 | | 1-0 | | | | | | | | | | | | 3 | 0 | 1 | 0 | 1 | 0 | 1 | Tampa Bay Rays @ New York Yankees Yankee Stadium, Bronx, NY Sun Oct 03 2021, 3:09 PM - 6:11 PM EDT Att: 40,409 - Partly Cloudy - 79 F | | | |
| 48 Anthony Rizzo, L (1,3) OBP: 0.344, SLG: 0.440 | 99 G6-4-3 HBP | | 1-1 | | 0-0 | | | | | | | | | | | | 3 | 0 | 1 | 0 | 0 | 0 | 2 | | | | |
| 99 Aaron Judge, R (1,9) OBP: 0.373, SLG: 0.544 | G6-4-3 | | 0-0 | | 2-3 | | | | | | | | | | | | 4 | 0 | 1 | 1 | 0 | 1 | 2 | | | | |
| 27 Giancarlo Stanton, R (1,10) OBP: 0.354, SLG: 0.516 | G2-3 | | 2-2 | | 2-2 | | | | | | | | | | | | 3 | 0 | 0 | 0 | 0 | 0 | 1 | | | | |
| 13 Joey Gallo, L (1,7) OBP: 0.351, SLG: 0.458 | F8 | | 0-1 | | 4-2 | | | | | | | | | | | | 2 | 0 | 0 | 0 | 1 | 1 | 0 | | | | |
| 29 Gio Urshela, R (1,6) OBP: 0.301, SLG: 0.419 | G6-3 | | 0-2 | | 2-2 | | | | | | | | | | | | 3 | 0 | 0 | 0 | 0 | 0 | 1 | | | | |
| 71 Andrew Velazquez, S (9,6) OBP: 0.235, SLG: 0.358 | G6-3 | | | | 0-0 | | | | | | | | | | | | 0 | 0 | 0 | 0 | 0 | 0 | 0 | | | | |
| 11 Brett Gardner, L (1,8) OBP: 0.327, SLG: 0.362 | G4-3 | | 1-0 | | 2-2 | | | | | | | | | | | | 3 | 0 | 0 | 0 | 0 | 0 | 0 | | | | |
| 24 Gary Sánchez, R (1,2) OBP: 0.307, SLG: 0.423 | K | | 2-2 | | 1-3 | | | | | | | | | | | | 3 | 0 | 0 | 0 | 0 | 2 | 0 | | | | |
| 12 Rougned Odor, L (1,5) OBP: 0.286, SLG: 0.379 | G3 | | 0-0 | | 0-0 | | | | | | | | | | | | 3 | 0 | 1 | 0 | 0 | 1 | 0 | | | | |
| 14 Tyler Wade, L (9,PR) OBP: 0.354, SLG: 0.323 | | | | | | | | | | | | | | | | | 0 | 1 | 0 | 0 | 0 | 0 | 0 | | | | |
| Inning Stats | R: 0 H: 0 E: 0 K: 0 S: 6 | H: 0 LOB: 0 BB: 0 P: 10 | R: 0 H: 0 E: 0 K: 0 S: 8 | H: 0 LOB: 0 BB: 0 P: 10 | R: 0 H: 0 E: 0 K: 1 S: 6 | H: 0 LOB: 0 BB: 0 P: 9 | R: 0 H: 1 E: 0 K: 1 S: 9 | H: 0 LOB: 1 BB: 0 P: 14 | R: 0 H: 0 E: 0 K: 2 S: 12 | H: 0 LOB: 1 BB: 1 P: 22 | R: 0 H: 0 E: 0 K: 1 S: 8 | H: 0 LOB: 0 BB: 0 P: 10 | R: 0 H: 0 E: 0 K: 0 S: 7 | H: 0 LOB: 0 BB: 0 P: 13 | R: 1 H: 3 E: 0 K: 0 S: 11 | H: 3 LOB: 2 BB: 0 P: 16 | 1B: 4 2B: 0 3B: 0 HR: 0 | SF: 0 SAC: 0 DP: 2 HBP: 1 | WP: 0 PB: 0 SB: 0 CS: 0 | PA: 30 | | | | | | | |
| PITCHER | IP | WLS | BF | H | R | ER | SO | BB | IBB | HBP | BLK | WP | HR | S | P | ERA | WHIP | | | | | | | | | | |
| 52 Michael Wacha, R (1,1) ERA: 5.05 | 5.0 | | 16 | 1 | 0 | 0 | 2 | 1 | 0 | 0 | 0 | 0 | 0 | 12 | 22 | 0.00 | 1.000 | | | | | | | | | | |
| 84 JT Chargois, R (6,1) ERA: 2.52 | 1.0 | | 4 | 0 | 0 | 0 | 2 | 1 | 0 | 0 | 0 | 0 | 0 | 8 | 10 | 0.00 | 0.000 | | | | | | | | | | |
| 31 Collin McHugh, R (7,1) ERA: 1.55 | 1.0 | | 3 | 0 | 0 | 0 | 1 | 0 | 0 | 0 | 0 | 0 | 0 | 7 | 13 | 0.00 | 0.000 | | | | | | | | | | |
| 30 David Robertson, R (8,1) ERA: 4.5 | 1.0 | | 3 | 0 | 0 | 0 | 0 | 0 | 0 | 0 | 0 | 0 | 0 | 8 | 11 | 27.00 | 6.000 | | | | | | | | | | |
| 19 Josh Fleming, L (9,1) ERA: 5.09 | 0.1 | L | 3 | 2 | 1 | 1 | 0 | 0 | 0 | 0 | 0 | 0 | 0 | 8 | 11 | 27.00 | 6.000 | | | | | | | | | | |

| | |
|-----|----|
| AB | 32 |
| R | 0 |
| H | 5 |
| RBI | 0 |
| BB | 4 |
| SO | 9 |
| LOB | 17 |



| | |
|-----|----|
| AB | 27 |
| R | 1 |
| H | 4 |
| RBI | 1 |
| BB | 2 |
| SO | 5 |
| LOB | 7 |



| Batter | 1 | 2 | 3 | 4 | 5 | 6 | 7 | 8 | 9 | AB | R | H | RBI | BB | SO | LOB | TOP | | | | | |
|--|---------------------------------------|----------------------------------|--------------------------------------|----------------------------------|--------------------------------------|----------------------------------|---------------------------------------|----------------------------------|--------------------------------------|----------------------------------|--------------------------------------|----------------------------------|---------------------------------------|----------------------------------|---------------------------------------|----------------------------------|---------------------------------------|----------------------------------|----------------------------------|------------------------------------|----------------------------------|--------|
| 5 Enrique Hernández, R (1.8) OBP: 0.250, SLG: 0.143 | | | | | | | | | | 4 | 0 | 0 | 0 | 0 | 1 | 2 | | | | | | |
| 18 Kyle Schwarber, L (1.10) OBP: 0.500, SLG: 0.857 | | | | | | | | | | 4 | 0 | 2 | 0 | 0 | 0 | 1 | | | | | | |
| 2 Xander Bogaerts, R (1.6) OBP: 0.625, SLG: 1.000 | | | | | | | | | | 4 | 0 | 2 | 0 | 0 | 1 | 1 | | | | | | |
| 11 Rafael Devers, L (1.5) OBP: 0.375, SLG: 0.167 | | | | | | | | | | 4 | 0 | 1 | 0 | 0 | 2 | 5 | | | | | | |
| 10 Hunter Renfroe, R (1.9) OBP: 0.375, SLG: 0.286 | | | | | | | | | | 4 | 0 | 1 | 0 | 0 | 0 | 5 | | | | | | |
| 99 Alex Verdugo, L (1.7) OBP: 0.375, SLG: 0.500 | | | | | | | | | | 4 | 0 | 1 | 0 | 0 | 1 | 1 | | | | | | |
| 29 Bobby Dalbec, R (1.3) | | | | | | | | | | 4 | 0 | 0 | 0 | 0 | 0 | 4 | | | | | | |
| 7 Christian Vázquez, R (1.2) | | | | | | | | | | 4 | 0 | 0 | 0 | 0 | 0 | 1 | | | | | | |
| 39 Christian Arroyo, R (1.4) OBP: 0.333, SLG: 0.333 | | | | | | | | | | 3 | 0 | 2 | 0 | 0 | 0 | 0 | | | | | | |
| Inning Stats | R: 0 H: 1 E: 0 K: 3 S: 11 | H: 1 LOB: 1 BB: 0 P: 14 | R: 0 H: 1 E: 1 K: 0 S: 9 | H: 1 LOB: 1 BB: 0 P: 12 | R: 0 H: 0 E: 0 K: 0 S: 7 | H: 0 LOB: 0 BB: 0 P: 11 | R: 0 H: 2 E: 0 K: 0 S: 21 | H: 2 LOB: 2 BB: 0 P: 29 | R: 0 H: 1 E: 0 K: 0 S: 7 | H: 1 LOB: 1 BB: 0 P: 16 | R: 0 H: 1 E: 0 K: 0 S: 8 | H: 0 LOB: 0 BB: 0 P: 12 | R: 0 H: 0 E: 0 K: 0 S: 11 | H: 0 LOB: 0 BB: 0 P: 14 | R: 0 H: 3 E: 0 K: 1 S: 13 | H: 3 LOB: 3 BB: 0 P: 20 | R: 0 H: 0 E: 0 K: 1 S: 10 | H: 0 LOB: 0 BB: 0 P: 11 | 1B: 9 2B: 0 3B: 0 HR: 0 | SF: 0 SAC: 0 DP: 2 HBP: 0 | WP: 0 PB: 0 SB: 1 CS: 0 | PA: 35 |
| PITCHER | IP | WLS | BF | H | R | ER | SO | BB | IBB | HBP | BLK | WP | HR | S | P | ERA | WHIP | | | | | |
| 62 Shane McCannahan, L (1.1) ERA: 10.8 | 5.0 | W | 20 | 5 | 0 | 0 | 3 | 0 | 0 | 0 | 0 | 0 | 0 | 55 | 82 | 0.00 | 1.000 | | | | | |
| 84 JT Chargois, R (6.1) ERA: 5.79 | 1.0 | | 3 | 1 | 0 | 0 | 0 | 0 | 0 | 0 | 0 | 0 | 0 | 8 | 12 | 0.00 | 1.000 | | | | | |
| 30 David Robertson, R (7.1) ERA: 5.79 | 1.0 | | 3 | 0 | 0 | 0 | 0 | 0 | 0 | 0 | 0 | 0 | 0 | 11 | 14 | 0.00 | 0.000 | | | | | |
| 34 J.P. Feyerherzen, R (8.1) ERA: 5.79 | 2.0 | | 9 | 3 | 0 | 0 | 2 | 0 | 0 | 0 | 0 | 0 | 0 | 23 | 31 | 0.00 | 1.500 | | | | | |

Boston Red Sox @ Tampa Bay Rays
Tropicana Field, St. Petersburg, FL
Thu Oct 07 2021, 8:10 PM - 11:15 PM EDT
Att: 27,419 - Dome - 72 F

AB 35
R 0
H 9
RBI 0
BB 0
SO 5
LOB 20



| Batter | 1 | 2 | 3 | 4 | 5 | 6 | 7 | 8 | 9 | AB | R | H | RBI | BB | SO | LOB | BOTTOM | | | | | |
|---|---------------------------------------|----------------------------------|---------------------------------------|----------------------------------|---------------------------------------|----------------------------------|--------------------------------------|---------------------------------|--------------------------------------|----------------------------------|--------------------------------------|----------------------------------|---------------------------------------|----------------------------------|--------------------------------------|---------------------------------|----------------------------------|------------------------------------|----------------------------------|--------|--|--|
| 56 Randy Arozarena, R (1.7) OBP: 0.750, SLG: 2.000 | | | | | | | | | | 2 | 3 | 1 | 1 | 2 | 0 | 1 | | | | | | |
| 5 Wander Franco, S (1.6) OBP: 0.500, SLG: 1.000 | | | | | | | | | | 4 | 1 | 2 | 1 | 0 | 1 | 0 | | | | | | |
| 8 Brandon Lowe, L (1.4) | | | | | | | | | | 4 | 0 | 0 | 0 | 0 | 0 | 2 | | | | | | |
| 23 Nelson Cruz, R (1.10) OBP: 0.250, SLG: 1.000 | | | | | | | | | | 4 | 1 | 1 | 1 | 0 | 0 | 1 | | | | | | |
| 2 Yandy Diaz, R (1.5) OBP: 0.500, SLG: 0.333 | | | | | | | | | | 3 | 0 | 1 | 1 | 1 | 0 | 0 | | | | | | |
| 25 Jordan Luplow, R (1.3) | | | | | | | | | | 2 | 0 | 0 | 0 | 0 | 1 | 2 | | | | | | |
| 18 Joey Wendle, L (6.5) | | | | | | | | | | 2 | 0 | 0 | 0 | 0 | 1 | 0 | | | | | | |
| 13 Manuel Margot, R (1.9) | | | | | | | | | | 2 | 0 | 0 | 0 | 1 | 1 | 0 | | | | | | |
| 10 Mike Zunino, R (1.2) OBP: 0.333, SLG: 0.333 | | | | | | | | | | 3 | 0 | 1 | 0 | 0 | 0 | 1 | | | | | | |
| 39 Kevin Kiermaier, L (1.8) | | | | | | | | | | 3 | 0 | 0 | 0 | 0 | 1 | 2 | | | | | | |
| Inning Stats | R: 2 H: 2 E: 0 K: 0 S: 14 | H: 2 LOB: 1 BB: 1 P: 23 | R: 0 H: 0 E: 0 K: 1 S: 12 | H: 0 LOB: 1 BB: 1 P: 21 | R: 1 H: 1 E: 0 K: 2 S: 11 | H: 1 LOB: 1 BB: 1 P: 21 | R: 0 H: 1 E: 0 K: 0 S: 6 | H: 1 LOB: 0 BB: 0 P: 9 | R: 1 H: 1 E: 0 K: 0 S: 7 | H: 1 LOB: 0 BB: 0 P: 13 | R: 0 H: 0 E: 0 K: 2 S: 8 | H: 0 LOB: 0 BB: 0 P: 13 | R: 1 H: 1 E: 0 K: 0 S: 13 | H: 1 LOB: 1 BB: 1 P: 22 | R: 0 H: 0 E: 0 K: 0 S: 4 | H: 0 LOB: 0 BB: 0 P: 6 | 1B: 2 2B: 2 3B: 0 HR: 2 | SF: 0 SAC: 0 DP: 1 HBP: 0 | WP: 0 PB: 0 SB: 1 CS: 0 | PA: 33 | | |
| PITCHER | IP | WLS | BF | H | R | ER | SO | BB | IBB | HBP | BLK | WP | HR | S | P | ERA | WHIP | | | | | |
| 57 Eduardo Rodríguez, L (1.1) ERA: 10.8 | 1.2 | L | 9 | 2 | 2 | 2 | 1 | 2 | 0 | 0 | 0 | 0 | 0 | 24 | 41 | 10.80 | 2.400 | | | | | |
| 43 Garrett Richards, R (2.1) ERA: 5.79 | 0.1 | | 1 | 0 | 0 | 0 | 0 | 0 | 0 | 0 | 0 | 0 | 0 | 2 | 3 | 0.00 | 0.000 | | | | | |
| 37 Nick Pivetta, R (3.1) ERA: 5.79 | 4.2 | | 19 | 4 | 3 | 3 | 4 | 2 | 0 | 0 | 0 | 0 | 2 | 41 | 73 | 5.79 | 1.286 | | | | | |
| 38 Josh Taylor, L (7.1) ERA: 5.79 | 0.1 | | 1 | 0 | 0 | 0 | 0 | 0 | 0 | 0 | 0 | 0 | 0 | 4 | 5 | 0.00 | 0.000 | | | | | |
| 0 Adam Ottavino, R (8.1) ERA: 5.79 | 1.0 | | 3 | 0 | 0 | 0 | 0 | 0 | 0 | 0 | 0 | 0 | 0 | 4 | 6 | 0.00 | 0.000 | | | | | |

Boston Red Sox @ Tampa Bay Rays
Tropicana Field, St. Petersburg, FL
Thu Oct 07 2021, 8:10 PM - 11:15 PM EDT
Att: 27,419 - Dome - 72 F

AB 29
R 5
H 6
RBI 4
BB 4
SO 5
LOB 9



| Batter | 1 | 2 | 3 | 4 | 5 | 6 | 7 | 8 | 9 | 10 | 11 | 12 | 13 | AB | R | H | RBI | BB | SO | LOB | TOP | | | |
|--|-------------------------------|----------------------------------|-------------------------------|----------------------------------|------------------------------|----------------------------------|------------------------------|----------------------------------|-------------------------------|----------------------------------|-------------------------------|----------------------------------|------------------------------|----------------------------------|-------------------------------|----------------------------------|-------------------------------|----------------------------------|-------------------------------|----------------------------------|----------------------------------|------------------------------------|-----------------------------------|--------|
| 8 Brandon Lowe, L (1.4) OBP: 0.400, SLG: 0.733 | 1-3 1 | | 1-2 5 FC4-6 | | 2-2 2 | | 2-1 3 | | 1-3 2 | | | 1-3 1 | | 6 | 0 | 0 | 0 | 0 | 3 | 2 | | | | |
| 5 Wander Franco, S (1.6) OBP: 0.400, SLG: 0.733 | 0-1 1B | | 1-1 1 | | 1-1 3 | | | 3-1 1 | 1-0 3 | 0-0 1 | | 0-1 2 | | 6 | 2 | 2 | 1 | 0 | 0 | 2 | | | | |
| 17 Austin Meadows, L (1.7) OBP: 0.400, SLG: 1.200 | 0-0 1 | | 2-2 2 | | 0-1 1 | | | 1-0 2B | | 0-2 1B | | 0-3 3 | | 4 | 1 | 2 | 2 | 0 | 0 | 1 | | | | |
| 13 Manuel Margot, R (8. PR) OBP: 0.250, SLG: 0.143 | 1-3 2 | | 2-2 3 | | 2-2 3 | | | 0-1 1 | 0-1 1 | 1-0 1 | | 1-2 1 | | 6 | 0 | 1 | 0 | 0 | 3 | 3 | | | | |
| 23 Nelson Cruz, R (1.10) OBP: 0.286, SLG: 0.462 | 1-3 2 | | 2-2 3 | | 2-2 3 | | | 0-1 1 | 0-1 1 | 1-0 1 | | 1-2 1 | | 6 | 0 | 1 | 0 | 0 | 3 | 3 | | | | |
| 26 Ji Man Choi, L (1.3) OBP: 0.400, SLG: 1.000 | 2-3 3 | | | 2-2 1 | | | 0-1 2 | 2-2 2 | 2-2 2 | 1-2 2 | 0-0 1 | | 0-0 1B | 2 | 0 | 0 | 0 | 0 | 1 | 0 | | | | |
| 2 Yandy Diaz, R (6. PR) OBP: 0.333, SLG: 0.273 | 6.3 7.5 | | | 2-2 1 | | | 0-0 3 | 0-0 3 | 2-3 2 | 1-2 2 | 0-0 1 | | 0-0 1B | 4 | 0 | 1 | 0 | 0 | 1 | 3 | | | | |
| 56 Randy Arozarena, R (1.9) OBP: 0.467, SLG: 0.836 | 0-3 1 | | 1-3 2 | | 1-3 2 | | | 0-0 3 | 0-0 3 | 1-1 3 | 4-2 1 | 0-0 2 | 0-0 2 | 5 | 0 | 1 | 1 | 1 | 2 | 2 | | | | |
| 39 Kevin Kiermaier, L (1.8) OBP: 0.231, SLG: 0.182 | 4-1 2 | | 0-0 3 | | 0-0 3 | | 0-3 1 | 0-0 1 | 0-0 1 | 3-3 1 | 1-2 1 | 1-3 2 | 1-3 3 | 4 | 0 | 1 | 0 | 2 | 2 | 1 | | | | |
| 10 Mike Zunino, R (1.2) OBP: 0.083, SLG: 0.083 | 1-3 2 | | 1-3 2 | | 3-2 1 | | 0-2 2 | 0-2 2 | 2-3 3 | 1-3 2 | 1-3 2 | 1-3 2 | 1-3 2 | 6 | 0 | 0 | 0 | 0 | 4 | 7 | | | | |
| 18 Joey Wendle, L (1.5) OBP: 0.250, SLG: 0.500 | 1-3 3 | | 1-3 3 | | 2-2 2 | | 4-0 2 | 4-0 2 | 2-3 3 | 2-3 3 | 1-3 3 | 0-0 1 | | 2 | 0 | 1 | 0 | 0 | 1 | 1 | | | | |
| 25 Jordan Luplow, R (7. PH) OBP: 0.333, SLG: 0.800 | 7.3 | | 1-3 3 | | 2-2 2 | | 4-0 2 | 4-0 2 | 2-3 3 | 1-3 3 | 1-3 3 | 0-0 1 | | 2 | 0 | 0 | 0 | 1 | 1 | | | | | |
| Inning Stats | R: 2 E: 0 K: 3 S: 12 | H: 2 LOB: 0 BB: 0 P: 16 | R: 0 E: 0 K: 3 S: 17 | H: 0 LOB: 1 BB: 1 P: 23 | R: 0 E: 0 K: 1 S: 7 | H: 0 LOB: 0 BB: 0 P: 10 | R: 0 E: 0 K: 0 S: 8 | H: 1 LOB: 1 BB: 0 P: 10 | R: 0 E: 0 K: 1 S: 12 | H: 0 LOB: 1 BB: 1 P: 18 | R: 2 E: 0 K: 2 S: 16 | H: 3 LOB: 3 BB: 1 P: 24 | R: 0 E: 0 K: 2 S: 9 | H: 0 LOB: 0 BB: 0 P: 12 | R: 0 E: 0 K: 3 S: 18 | H: 0 LOB: 1 BB: 1 P: 27 | R: 0 E: 0 K: 2 S: 10 | H: 2 LOB: 2 BB: 0 P: 11 | R: 0 E: 0 K: 2 S: 12 | H: 0 LOB: 0 BB: 0 P: 17 | 1B: 4 2B: 4 3B: 0 HR: 2 | SF: 0 SAC: 0 DP: 0 HBP: 0 | W/P: 0 PB: 0 SB: 1 CS: 1 | PA: 54 |
| PITCHER | IP 5.0 | WLS 20 | BF 3 | H 2 | R 2 | ER 2 | SO 8 | BB 1 | IBB 0 | HBP 0 | BLK 0 | WP 0 | HR 1 | S 58 | P 85 | ERA 3.60 | WHIP 0.800 | | | | | | | |
| 17 Nathan Eovaldi, R ERA: 2.61 | 1.1 | 5.0 | 20 | 3 | 2 | 2 | 8 | 1 | 0 | 0 | 0 | 0 | 1 | 58 | 85 | 3.60 | 0.800 | | | | | | | |
| 38 Josh Taylor, L ERA: 0.000 | 0.2 | 1.0 | 3 | 1 | 0 | 0 | 0 | 0 | 0 | 0 | 0 | 0 | 0 | 7 | 9 | 0.00 | 1.500 | | | | | | | |
| 70 Ryan Brasier, R ERA: 0.000 | 1.0 | 3.0 | 3 | 0 | 0 | 0 | 1 | 0 | 0 | 0 | 0 | 0 | 11 | 11 | 0.00 | 0.000 | | | | | | | | |
| 65 Austin Davis, L ERA: 3.000 | 0.1 | 0.1 | 2 | 0 | 0 | 0 | 0 | 1 | 0 | 0 | 0 | 0 | 0 | 2 | 8 | 0.00 | 3.000 | | | | | | | |
| 56 Hansel Robles, R ERA: 6.75 | 0.2 | 0.2 | 5 | 3 | 2 | 2 | 1 | 0 | 0 | 0 | 0 | 0 | 1 | 13 | 19 | 27.00 | 4.500 | | | | | | | |

Tampa Bay Rays @ Boston Red Sox
Fenway Park, Boston, MA
Sun Oct 10 2021, 4:10 PM - 9:23 PM EDT
Att. 37,224 - Cloudy - 60 F

AB 49
R 4
H 10
RBI 4
BB 4
SO 20
LOB 23



| Batter | 1 | 2 | 3 | 4 | 5 | 6 | 7 | 8 | 9 | 10 | 11 | 12 | 13 | AB | R | H | RBI | BB | SO | LOB | BOTTOM | | | |
|---|-------------------------------|----------------------------------|------------------------------|---------------------------------|-------------------------------|----------------------------------|------------------------------|----------------------------------|------------------------------|---------------------------------|------------------------------|---------------------------------|-------------------------------|----------------------------------|-------------------------------|----------------------------------|------------------------------|---------------------------------|------------------------------|---------------------------------|-----------------------------------|------------------------------------|-----------------------------------|--------|
| 18 Kyle Schwarber, L (1.3) OBP: 0.444, SLG: 0.750 | 0-1 1 | | 3-1 1B | 1-3 3 | | 0-1 3 | | | 0-0 1 | | 0-3 2 | | | 5 | 2 | 3 | 1 | 0 | 1 | 1 | | | | |
| 29 Bobby Dalbec, R (9. PR) OBP: 0.000, SLG: 0.000 | 1-0 1 | | 1-1 1B | 1-3 3 | | 0-1 3 | | 0-0 1 | 2-3 2 | 0-0 1 | 0-1 3 | 0-0 1 | | 6 | 1 | 3 | 2 | 0 | 1 | 2 | | | | |
| 5 Enrique Hernandez, R (1.8) OBP: 0.350, SLG: 0.375 | 1-3 1 | | 1-1 1B | 1-3 3 | | 0-1 3 | | 1-0 2 | 0-0 1 | 0-0 1 | 0-2 1 | 0-2 1 | | 6 | 0 | 1 | 1 | 0 | 2 | 2 | | | | |
| 11 Rafael Devers, L (1.5) OBP: 0.350, SLG: 0.375 | 1-3 1 | | 1-1 1B | 1-3 3 | | 0-1 3 | | 1-0 3 | 0-0 1 | 1-2 3 | 0-0 1 | 0-0 2 | | 5 | 0 | 0 | 0 | 1 | 1 | 3 | | | | |
| 2 Xander Bogaerts, R (1.6) OBP: 0.474, SLG: 0.750 | 2-2 2 | | 1-3 1 | 4-2 2 | | 0-2 3 | | 1-0 3 | 1-0 3 | 1-2 3 | 0-0 1 | 0-0 2 | | 5 | 0 | 0 | 0 | 1 | 1 | 3 | | | | |
| 99 Alex Verdugo, L (1.7) OBP: 0.368, SLG: 0.579 | 2-0 3 | | 3-1 2 | 1-3 2 | | 1-3 2 | | 0-0 1 | 0-0 1 | 2-2 2 | 2-2 2 | 0-1 3 | | 6 | 0 | 1 | 0 | 0 | 1 | 4 | | | | |
| 28 J.D. Martinez, R (1.10) OBP: 0.455, SLG: 0.818 | 0-0 1 | | 0-3 3 | 1-0 3 | | 1-0 3 | | 1-1 2 | 1-1 2 | 2-2 2 | 2-2 2 | 0-1 3 | | 6 | 0 | 1 | 0 | 0 | 1 | 4 | | | | |
| 10 Hunter Renfroe, R (1.9) OBP: 0.421, SLG: 0.313 | 0-0 1 | | 0-0 1 | 2-1 2 | | 2-1 2 | | 4-2 2 | 4-2 2 | 1-1 3 | 0-0 1 | 4-2 2 | 4-2 2 | 4 | 1 | 2 | 0 | 2 | 0 | 2 | | | | |
| 25 Kevin Plawecki, R (1.2) OBP: 0.250, SLG: 0.500 | 2-0 2 | | 0-0 1 | 2-1 2 | | 2-1 2 | | 1-1 3 | 1-1 3 | 1-1 3 | 1-1 3 | 0-0 1 | | 2 | 0 | 0 | 0 | 0 | 0 | 2 | | | | |
| 7 Christian Vazquez, R (6. PH) OBP: 0.308, SLG: 0.538 | 1-2 2 | | 1-2 2 | 2-1 2 | | 2-1 2 | | 1-1 3 | 1-1 3 | 1-1 3 | 1-1 3 | 0-0 1 | | 3 | 1 | 1 | 2 | 0 | 0 | 1 | | | | |
| 39 Christian Arroyo, R (1.4) OBP: 0.313, SLG: 0.375 | 0-0 1 | | 0-0 1 | 1-1 2 | | 0-1 2 | | 0-1 2 | 0-0 1 | 0-0 1 | 0-0 1 | 0-0 1 | | 5 | 1 | 3 | 0 | 0 | 0 | 1 | | | | |
| Inning Stats | R: 1 E: 0 K: 1 S: 13 | H: 2 LOB: 1 BB: 0 P: 19 | R: 0 E: 0 K: 0 S: 3 | H: 1 LOB: 0 BB: 0 P: 5 | R: 2 E: 0 K: 2 S: 15 | H: 4 LOB: 2 BB: 0 P: 24 | R: 0 E: 0 K: 1 S: 9 | H: 2 LOB: 1 BB: 0 P: 13 | R: 0 E: 0 K: 0 S: 5 | H: 0 LOB: 0 BB: 0 P: 6 | R: 0 E: 0 K: 1 S: 8 | H: 1 LOB: 1 BB: 0 P: 8 | R: 0 E: 0 K: 0 S: 17 | H: 1 LOB: 1 BB: 0 P: 23 | R: 0 E: 0 K: 1 S: 14 | H: 1 LOB: 1 BB: 0 P: 17 | R: 0 E: 0 K: 0 S: 6 | H: 0 LOB: 0 BB: 0 P: 6 | R: 2 E: 0 K: 0 S: 4 | H: 1 LOB: 0 BB: 1 P: 9 | 1B: 11 2B: 1 3B: 0 HR: 3 | SF: 0 SAC: 1 DP: 2 HBP: 0 | W/P: 0 PB: 1 SB: 0 CS: 0 | PA: 53 |
| PITCHER | IP 2.0 | WLS 11 | BF 6 | H 3 | R 3 | ER 3 | SO 3 | BB 0 | IBB 0 | HBP 0 | BLK 0 | WP 0 | HR 0 | S 13 | P 15 | ERA 13.50 | WHIP 3.000 | | | | | | | |
| 57 Drew Rasmussen, R ERA: 13.5 | 1.1 | 2.0 | 11 | 6 | 3 | 3 | 3 | 0 | 0 | 0 | 0 | 0 | 0 | 13 | 15 | 13.50 | 3.000 | | | | | | | |
| 19 Josh Fleming, L ERA: 1.500 | 0.2 | 3.0 | 3 | 1 | 0 | 0 | 1 | 0 | 0 | 0 | 0 | 0 | 0 | 7 | 12 | 0.00 | 1.500 | | | | | | | |
| 36 Andrew Kittredge, R ERA: 1.500 | 1.1 | 5.0 | 2 | 0 | 0 | 0 | 2 | 0 | 0 | 0 | 0 | 0 | 12 | 16 | 0.00 | 1.500 | | | | | | | | |
| 29 Pete Fairbanks, R ERA: 9.0 | 1.0 | 5.0 | 1 | 1 | 1 | 2 | 1 | 0 | 0 | 1 | 11 | 19 | 9.00 | 2.000 | | | | | | | | | | |
| 34 J.P. Feyerherzen, R ERA: 13.5 | 1.0 | 4.0 | 1 | 0 | 0 | 0 | 0 | 0 | 0 | 0 | 8 | 11 | 0.00 | 1.000 | | | | | | | | | | |
| PITCHER | IP 1.1 | WLS 4 | BF 4 | H 0 | R 0 | ER 0 | SO 0 | BB 0 | IBB 0 | HBP 0 | BLK 0 | WP 0 | HR 0 | S 6 | P 7 | ERA 0.00 | WHIP 0.000 | | | | | | | |
| 37 Matt Wisler, R ERA: 7.71 | 0.2 | 1.1 | 4 | 0 | 0 | 0 | 0 | 0 | 0 | 0 | 6 | 7 | 0.00 | 0.000 | | | | | | | | | | |
| 84 JT Chargois, R ERA: 7.71 | 1.2 | 7.0 | 1 | 0 | 0 | 0 | 1 | 1 | 0 | 0 | 0 | 0 | 12 | 20 | 0.00 | 1.200 | | | | | | | | |
| 30 David Robertson, R (10.1) ERA: 13.5 | 2.0 | 8.0 | 2 | 0 | 0 | 1 | 0 | 0 | 0 | 0 | 0 | 0 | 31 | 40 | 0.00 | 1.000 | | | | | | | | |
| 1 Luis Patiño, R ERA: 13.5 | 1.1 | 6.0 | 1 | 2 | 2 | 0 | 0 | 1 | 0 | 0 | 0 | 1 | 10 | 15 | 13.50 | 1.500 | | | | | | | | |

Tampa Bay Rays @ Boston Red Sox
Fenway Park, Boston, MA
Sun Oct 10 2021, 4:10 PM - 9:23 PM EDT
Att. 37,224 - Cloudy - 60 F

AB 49
R 6
H 15
RBI 6
BB 3
SO 8
LOB 24



| Batter | 1 | 2 | 3 | 4 | 5 | 6 | 7 | 8 | 9 | AB | R | H | RBI | BB | SO | LOB | TOP | | | | |
|--|---|---|---|---|---|---|---|---|---|---|---|---|---|---|---|---|---|---|---|---|---|
| 56 Randy Arozarena, R (1, 9) OBP: 0.474, SLG: 0.600 | L9 | | | | | F8 | | | | | | | | | | | 4 0 2 1 0 0 1 | | | | |
| 5 Wander Franco, S (1, 6) OBP: 0.368, SLG: 0.789 | K | | | | | | | | | | | | | | | | 4 1 1 2 0 1 2 | | | | |
| 8 Brandon Lowe, L (1, 4) | K | | | | | | | | | | | | | | | | 4 0 0 0 0 3 2 | | | | |
| 23 Nelson Cruz, R (1, 10) OBP: 0.222, SLG: 0.353 | | | | | | | | | | | | | | | | | 4 0 0 0 0 1 2 | | | | |
| 25 Jordan Luplow, R (1, 3) OBP: 0.375, SLG: 0.857 | | | | | | | | | | | | | | | | | 2 1 1 0 0 1 0 | | | | |
| 26 Ji Man Choi, L (7, PH) OBP: 0.286, SLG: 0.714 | | | | | | | | | | | | | | | | | 2 0 0 0 0 1 0 | | | | |
| 2 Yandy Diaz, R (1, 5) OBP: 0.286, SLG: 0.200 | | | | | | | | | | | | | | | | | 4 0 0 0 0 0 1 | | | | |
| 17 Austin Meadows, L (1, 7) OBP: 0.222, SLG: 0.667 | | | | | | | | | | | | | | | | | 4 0 0 1 0 1 0 | | | | |
| 10 Mike Zunino, R (1, 2) OBP: 0.133, SLG: 0.200 | | | | | | | | | | | | | | | | | 3 1 1 0 0 0 0 | | | | |
| 39 Kevin Kiermaier, L (1, 8) OBP: 0.313, SLG: 0.429 | | | | | | | | | | | | | | | | | 3 2 2 1 0 0 0 | | | | |
| Inning Stats | R: 0 H: 0 E: 0 K: 2 S: 12 | H: 0 LOB: 0 BB: 0 P: 17 | R: 0 H: 0 E: 0 K: 2 S: 8 | H: 0 LOB: 0 BB: 0 P: 12 | R: 0 H: 0 E: 0 K: 1 S: 16 | H: 0 LOB: 0 BB: 0 P: 20 | R: 0 H: 1 E: 0 K: 1 S: 8 | H: 1 LOB: 1 BB: 0 P: 12 | R: 1 H: 1 E: 0 K: 0 S: 11 | H: 1 LOB: 0 BB: 0 P: 14 | R: 2 H: 2 E: 0 K: 1 S: 10 | H: 2 LOB: 0 BB: 0 P: 14 | R: 0 H: 0 E: 0 K: 1 S: 7 | H: 0 LOB: 0 BB: 0 P: 10 | R: 2 H: 3 E: 0 K: 0 S: 10 | H: 3 LOB: 1 BB: 0 P: 16 | R: 0 H: 0 E: 0 K: 0 S: 6 | H: 0 LOB: 0 BB: 0 P: 7 | 1B: 2 2B: 4 HR: 1 | SF: 0 SAC: 0 DP: 0 HBP: 0 | WP: 0 PA: 34 PB: 0 SB: 0 CS: 0 |
| PITCHER | IP WLS BF H R ER SO BB IBB HBP BLK WP HR S P ERA WHIP | IP WLS BF H R ER SO BB IBB HBP BLK WP HR S P ERA WHIP | IP WLS BF H R ER SO BB IBB HBP BLK WP HR S P ERA WHIP | IP WLS BF H R ER SO BB IBB HBP BLK WP HR S P ERA WHIP | IP WLS BF H R ER SO BB IBB HBP BLK WP HR S P ERA WHIP | IP WLS BF H R ER SO BB IBB HBP BLK WP HR S P ERA WHIP | IP WLS BF H R ER SO BB IBB HBP BLK WP HR S P ERA WHIP | IP WLS BF H R ER SO BB IBB HBP BLK WP HR S P ERA WHIP | IP WLS BF H R ER SO BB IBB HBP BLK WP HR S P ERA WHIP | IP WLS BF H R ER SO BB IBB HBP BLK WP HR S P ERA WHIP | IP WLS BF H R ER SO BB IBB HBP BLK WP HR S P ERA WHIP | IP WLS BF H R ER SO BB IBB HBP BLK WP HR S P ERA WHIP | IP WLS BF H R ER SO BB IBB HBP BLK WP HR S P ERA WHIP | IP WLS BF H R ER SO BB IBB HBP BLK WP HR S P ERA WHIP | IP WLS BF H R ER SO BB IBB HBP BLK WP HR S P ERA WHIP | IP WLS BF H R ER SO BB IBB HBP BLK WP HR S P ERA WHIP | IP WLS BF H R ER SO BB IBB HBP BLK WP HR S P ERA WHIP | IP WLS BF H R ER SO BB IBB HBP BLK WP HR S P ERA WHIP | IP WLS BF H R ER SO BB IBB HBP BLK WP HR S P ERA WHIP | IP WLS BF H R ER SO BB IBB HBP BLK WP HR S P ERA WHIP | IP WLS BF H R ER SO BB IBB HBP BLK WP HR S P ERA WHIP |

Tampa Bay Rays @ Boston Red Sox
Fenway Park, Boston, MA
Mon Oct 11 2021, 7:11 PM - 10:34 PM EDT
Att: 38,447 - Clear - 63 F

AB 34
R 5
H 7
RBI 5
BB 0
SO 8
LOB 8



| Batter | 1 | 2 | 3 | 4 | 5 | 6 | 7 | 8 | 9 | AB | R | H | RBI | BB | SO | LOB | BOTTOM | | | | |
|---|---|---|---|---|---|---|---|---|---|---|---|---|---|---|---|---|---|---|---|---|---|
| 18 Kyle Schwarber, L (1, 3) OBP: 0.409, SLG: 0.632 | G6-3 | | | | | | | | | | | | | | | | 3 1 0 0 1 0 0 | | | | |
| 29 Bobby Dalbec, R (8, 3) | | | | | | | | | | | | | | | | | 0 0 0 0 0 0 0 | | | | |
| 23 Travis Shaw, L (9, PH) OBP: 0.500, SLG: 0.500 | | | | | | | | | | | | | | | | | 1 0 1 0 0 0 0 | | | | |
| 5 Enrique Hernández, R (1, 8) OBP: 0.440, SLG: 0.690 | L9 | | | | | | | | | | | | | | | | 4 0 1 1 0 0 2 | | | | |
| 11 Rafael Devers, L (1, 5) OBP: 0.417, SLG: 0.600 | | | | | | | | | | | | | | | | | 4 1 3 3 0 0 0 | | | | |
| 2 Xander Bogaerts, R (1, 6) OBP: 0.435, SLG: 0.650 | G6-3 | | | | | | | | | | | | | | | | 4 1 1 0 0 0 3 | | | | |
| 99 Alex Verdugo, L (1, 7) OBP: 0.348, SLG: 0.565 | | | | | | | | | | | | | | | | | 4 1 1 1 0 0 0 | | | | |
| 28 J.D. Martinez, R (1, 10) OBP: 0.487, SLG: 0.733 | | | | | | | | | | | | | | | | | 4 0 2 1 0 0 1 | | | | |
| 10 Hunter Renfroe, R (1, 9) OBP: 0.391, SLG: 0.350 | | | | | | | | | | | | | | | | | 4 0 1 0 0 1 2 | | | | |
| 7 Christian Vázquez, R (1, 2) OBP: 0.353, SLG: 0.529 | | | | | | | | | | | | | | | | | 4 1 2 0 0 2 3 | | | | |
| 22 Danny Santana, S (9, PR) | | | | | | | | | | | | | | | | | 0 1 0 0 0 0 0 | | | | |
| 39 Christian Arroyo, R (1, 4) OBP: 0.263, SLG: 0.316 | | | | | | | | | | | | | | | | | 3 0 0 0 0 0 2 | | | | |
| Inning Stats | R: 0 H: 1 E: 0 K: 0 S: 7 | H: 0 LOB: 1 BB: 0 P: 8 | R: 0 H: 0 E: 0 K: 0 S: 7 | H: 0 LOB: 0 BB: 0 P: 10 | R: 5 H: 6 E: 0 K: 1 S: 21 | H: 6 LOB: 2 BB: 1 P: 33 | R: 0 H: 0 E: 0 K: 0 S: 5 | H: 0 LOB: 0 BB: 0 P: 6 | R: 0 H: 0 E: 0 K: 0 S: 9 | H: 0 LOB: 0 BB: 0 P: 15 | R: 0 H: 1 E: 0 K: 2 S: 10 | H: 1 LOB: 1 BB: 0 P: 16 | R: 0 H: 2 E: 0 K: 0 S: 12 | H: 2 LOB: 1 BB: 0 P: 19 | R: 0 H: 0 E: 1 K: 0 S: 8 | H: 0 LOB: 0 BB: 0 P: 10 | R: 1 H: 2 E: 0 K: 0 S: 10 | H: 2 LOB: 2 BB: 0 P: 13 | 1B: 9 2B: 3 HR: 1 | SF: 1 SAC: 1 DP: 2 HBP: 0 | WP: 0 PA: 38 PB: 0 SB: 0 CS: 0 |
| PITCHER | IP WLS BF H R ER SO BB IBB HBP BLK WP HR S P ERA WHIP | IP WLS BF H R ER SO BB IBB HBP BLK WP HR S P ERA WHIP | IP WLS BF H R ER SO BB IBB HBP BLK WP HR S P ERA WHIP | IP WLS BF H R ER SO BB IBB HBP BLK WP HR S P ERA WHIP | IP WLS BF H R ER SO BB IBB HBP BLK WP HR S P ERA WHIP | IP WLS BF H R ER SO BB IBB HBP BLK WP HR S P ERA WHIP | IP WLS BF H R ER SO BB IBB HBP BLK WP HR S P ERA WHIP | IP WLS BF H R ER SO BB IBB HBP BLK WP HR S P ERA WHIP | IP WLS BF H R ER SO BB IBB HBP BLK WP HR S P ERA WHIP | IP WLS BF H R ER SO BB IBB HBP BLK WP HR S P ERA WHIP | IP WLS BF H R ER SO BB IBB HBP BLK WP HR S P ERA WHIP | IP WLS BF H R ER SO BB IBB HBP BLK WP HR S P ERA WHIP | IP WLS BF H R ER SO BB IBB HBP BLK WP HR S P ERA WHIP | IP WLS BF H R ER SO BB IBB HBP BLK WP HR S P ERA WHIP | IP WLS BF H R ER SO BB IBB HBP BLK WP HR S P ERA WHIP | IP WLS BF H R ER SO BB IBB HBP BLK WP HR S P ERA WHIP | IP WLS BF H R ER SO BB IBB HBP BLK WP HR S P ERA WHIP | IP WLS BF H R ER SO BB IBB HBP BLK WP HR S P ERA WHIP | IP WLS BF H R ER SO BB IBB HBP BLK WP HR S P ERA WHIP | IP WLS BF H R ER SO BB IBB HBP BLK WP HR S P ERA WHIP | IP WLS BF H R ER SO BB IBB HBP BLK WP HR S P ERA WHIP |

Tampa Bay Rays @ Boston Red Sox
Fenway Park, Boston, MA
Mon Oct 11 2021, 7:11 PM - 10:34 PM EDT
Att: 38,447 - Clear - 63 F

AB 35
R 6
H 12
RBI 6
BB 1
SO 3
LOB 13

